

GOMOS Level 2 Daily Report

SUMMARY

[1. General Info](#)

[2. Summary of processed GOM_NL_2P products](#)

[3. Level 2 Quality information per product](#)

[3.1 Plot of level 2 quality information per product \(time dependant\)](#)

[3.2 Plot of level 2 quality information per product \(world map\)](#)

[4. Level 1 Quality information per product \(stored on level 2 products\)](#)

[4.1 Plot of level 1 quality information per product \(time dependant\)](#)

[4.1.1 Plot of level 1 quality information per product \(time dependant\): ASCENDING](#)

[4.1.2 Plot of level 1 quality information per product \(time dependant\): DESCENDING](#)

[4.2 Plot of level 1 quality information per product \(world map\)](#)

[4.2.1 Plot of level 1 quality information per product \(world map\): ASCENDING](#)

[4.2.2 Plot of level 1 quality information per product \(world map\): DESCENDING](#)

[5. Ozone profiles based on quality statistics and other trace gas profiles](#)

[5.1 Ozone statistics based on quality of products](#)

[5.2 Plot ozone profiles for all STD \(dark without errors\)](#)

[5.3 Plot ozone profiles where STD < 20% \(dark without errors\)](#)

[5.4. Plot ozone profiles where STD < 10% \(dark without errors\)](#)

[5.5. Plot ozone profiles where STD < 5% \(dark without errors\)](#)

[5.6 Plot NO2 profiles for all STD \(dark without errors\)](#)

[5.7 Plot NO3 profiles for all STD \(dark without errors\)](#)

[5.8 Plot H2O profiles \(only for occultations of stars 1,2,3,4,13,14,16,26,63 dark without errors\) for all STD](#)

[6. Auxiliary Data Files used for the production reported in section 2](#)

This report presents the daily analysis on parameters extracted from GOMOS level 2 data (GOM_NL__2P). It is intended to monitor some important parameters that will impact the quality of these products. A list of level 2 products (and content) that have arrived during the reporting day to the PCF is also given.

Item	Value
Time of report generation	25APR2013 10:50:57
Data source version	GOMOS/6.01
Start time of products	24-02-2008 (24FEB2008 00:00:00)
Stop time of products	25-02-2008 (25FEB2008 00:00:00)
Store outputs in DB	Yes
Nb of level 2 prods	309
Nb of prods with errors	0

2. Summary of processed GOM_NL__2P products.

Nr	Filename	UTC Start time	Limb	Duration	Star Id	Star Name	Star Mag	Star Temp	Nb Meas	Orbit	Prod. error
1	GOM_NL__2PRFIN20080224_000142_000000412066_00173_31289_8020.N1	24-FEB-2008 00:01:42	Dark	40.500	147	Alp Ara	2.8770	26000.	81	31289	No
2	GOM_NL__2PRFIN20080224_000302_000000422066_00173_31289_8021.N1	24-FEB-2008 00:03:02	Dark	41.500	141	Bet Ara	2.8400	4600.0	83	31289	No
3	GOM_NL__2PRFIN20080224_000623_000000492066_00174_31290_8016.N1	24-FEB-2008 00:06:23	Dark	49.000	43	Alp TrA	1.9100	4250.0	98	31290	No
4	GOM_NL__2PRFIN20080224_000929_000000472066_00174_31290_8017.N1	24-FEB-2008 00:09:29	Dark	47.000	4	Alp1Cen	-0.010000	5800.0	94	31290	No
5	GOM_NL__2PRFIN20080224_001049_000000482066_00174_31290_8018.N1	24-FEB-2008 00:10:49	Dark	47.500	10	Bet Cen	0.61000	28000.	95	31290	No
6	GOM_NL__2PRFIN20080224_001337_000000432066_00174_31290_8019.N1	24-FEB-2008 00:13:37	Dark	42.500	12	Alp1Cru	0.77500	30000.	85	31290	No
7	GOM_NL__2PRFIN20080224_001637_000000422066_00174_31290_8020.N1	24-FEB-2008 00:16:37	Dark	42.000	99	Del Cen	2.5750	26000.	84	31290	No
8	GOM_NL__2PRFIN20080224_001811_000000382066_00174_31290_8021.N1	24-FEB-2008 00:18:11	Dark	38.000	71	lot Car	2.2460	7700.0	76	31290	No
9	GOM_NL__2PRFIN20080224_002234_000000442066_00174_31290_8022.N1	24-FEB-2008 00:22:34	Straylight	43.500	65	Lam Vel	2.2040	4400.0	87	31290	No
10	GOM_NL__2PRFIN20080224_003211_000000452066_00174_31290_8023.N1	24-FEB-2008 00:32:11	Twilight	45.000	48	30Alp Hya	1.9770	4100.0	90	31290	No
11	GOM_NL__2PRFIN20080224_004310_000000382066_00174_31290_8024.N1	24-FEB-2008 00:43:10	Bright	37.500	17	78Bet Gem	1.1610	4500.0	75	31290	No
12	GOM_NL__2PRFIN20080224_004422_000000372066_00174_31290_8025.N1	24-FEB-2008 00:44:22	Bright	37.000	24	66Alp Gem	1.5800	10200.	74	31290	No
13	GOM_NL__2PRFIN20080224_010018_000000362066_00174_31290_8026.N1	24-FEB-2008 01:00:18	Bright	36.000	49	1Alp UMi	1.9900	6300.0	72	31290	No
14	GOM_NL__2PRFIN20080224_010736_000000362066_00174_31290_8027.N1	24-FEB-2008 01:07:36	Bright	35.500	89	5Alp Cep	2.4510	8000.0	71	31290	No
15	GOM_NL__2PRFIN20080224_011242_000000362066_00174_31290_8028.N1	24-FEB-2008 01:12:42	Bright	35.500	19	50Alp Cyg	1.2460	10500.	71	31290	No
16	GOM_NL__2PRFIN20080224_011417_000000342066_00174_31290_8029.N1	24-FEB-2008 01:14:17	Bright	33.500	66	37Gam Cyg	2.2080	5900.0	67	31290	No
17	GOM_NL__2PRFIN20080224_012238_000000352066_00174_31290_8030.N1	24-FEB-2008 01:22:38	Bright	35.000	168	17Zet Aql	2.9860	11000.	70	31290	No
18	GOM_NL__2PRFIN20080224_013700_000000402066_00174_31290_8031.N1	24-FEB-2008 01:37:00	Dark	39.500	38	20Eps Sgr	1.8360	11000.	79	31290	No
19	GOM_NL__2PRFIN20080224_013933_000000422066_00174_31290_8032.N1	24-FEB-2008 01:39:33	Dark	42.000	25	35Lam Sco	1.6200	28000.	84	31290	No
20	GOM_NL__2PRFIN20080224_014218_000000402066_00174_31290_8033.N1	24-FEB-2008 01:42:18	Dark	40.000	147	Alp Ara	2.8770	26000.	80	31290	No
21	GOM_NL__2PRFIN20080224_014339_000000422066_00174_31290_8034.N1	24-FEB-2008 01:43:39	Dark	41.500	141	Bet Ara	2.8400	4600.0	83	31290	No
22	GOM_NL__2PRFIN20080224_014659_000000412066_00175_31291_8031.N1	24-FEB-2008 01:46:59	Dark	40.500	43	Alp TrA	1.9100	4250.0	81	31291	No
23	GOM_NL__2PRFIN20080224_015006_000000462066_00175_31291_8032.N1	24-FEB-2008 01:50:06	Dark	46.000	4	Alp1Cen	-0.010000	5800.0	92	31291	No
24	GOM_NL__2PRFIN20080224_015125_000000462066_00175_31291_8033.N1	24-FEB-2008 01:51:25	Dark	45.500	10	Bet Cen	0.61000	28000.	91	31291	No
25	GOM_NL__2PRFIN20080224_015413_000000482066_00175_31291_8034.N1	24-FEB-2008 01:54:13	Dark	47.500	12	Alp1Cru	0.77500	30000.	95	31291	No
26	GOM_NL__2PRFIN20080224_015714_000000422066_00175_31291_8035.N1	24-FEB-2008 01:57:14	Dark	42.000	99	Del Cen	2.5750	26000.	84	31291	No
27	GOM_NL__2PRFIN20080224_015847_000000412066_00175_31291_8036.N1	24-FEB-2008 01:58:47	Dark	41.000	71	lot Car	2.2460	7700.0	82	31291	No
28	GOM_NL__2PRFIN20080224_020310_000000432066_00175_31291_8037.N1	24-FEB-2008 02:03:10	Straylight	43.000	65	Lam Vel	2.2040	4400.0	86	31291	No
29	GOM_NL__2PRFIN20080224_021247_000000472066_00175_31291_8038.N1	24-FEB-2008 02:12:47	Twilight	47.000	48	30Alp Hya	1.9770	4100.0	94	31291	No
30	GOM_NL__2PRFIN20080224_022346_000000392066_00175_31291_8039.N1	24-FEB-2008 02:23:46	Bright	39.000	17	78Bet Gem	1.1610	4500.0	78	31291	No
31	GOM_NL__2PRFIN20080224_022458_000000362066_00175_31291_8040.N1	24-FEB-2008 02:24:58	Bright	36.000	24	66Alp Gem	1.5800	10200.	72	31291	No
32	GOM_NL__2PRFIN20080224_024054_000000362066_00175_31291_8041.N1	24-FEB-2008 02:40:54	Bright	35.500	49	1Alp UMi	1.9900	6300.0	71	31291	No
33	GOM_NL__2PRFIN20080224_024812_000000352066_00175_31291_8042.N1	24-FEB-2008 02:48:12	Bright	35.000	89	5Alp Cep	2.4510	8000.0	70	31291	No
34	GOM_NL__2PRFIN20080224_025318_000000362066_00175_31291_8043.N1	24-FEB-2008 02:53:18	Bright	35.500	19	50Alp Cyg	1.2460	10500.	71	31291	No
35	GOM_NL__2PRFIN20080224_025453_000000342066_00175_31291_8044.N1	24-FEB-2008 02:54:53	Bright	33.500	66	37Gam Cyg	2.2080	5900.0	67	31291	No
36	GOM_NL__2PRFIN20080224_030315_000000432066_00175_31291_8045.N1	24-FEB-2008 03:03:15	Bright	43.000	168	17Zet Aql	2.9860	11000.	86	31291	No
37	GOM_NL__2PRFIN20080224_031254_000000402066_00175_31291_8046.N1	24-FEB-2008 03:12:54	Twilight	40.000	155	41Pi Sgr	2.9000	6600.0	80	31291	No
38	GOM_NL__2PRFIN20080224_032010_000000472066_00175_31291_8047.N1	24-FEB-2008 03:20:10	Dark	47.000	25	35Lam Sco	1.6200	28000.	94	31291	No
39	GOM_NL__2PRFIN20080224_032255_000000392066_00175_31291_8048.N1	24-FEB-2008 03:22:55	Dark	38.500	147	Alp Ara	2.8770	26000.	77	31291	No
40	GOM_NL__2PRFIN20080224_032415_000000412066_00175_31291_8049.N1	24-FEB-2008 03:24:15	Dark	40.500	141	Bet Ara	2.8400	4600.0	81	31291	No
41	GOM_NL__2PRFIN20080224_032735_000000412066_00176_31292_8053.N1	24-FEB-2008 03:27:35	Dark	41.000	43	Alp TrA	1.9100	4250.0	82	31292	No
42	GOM_NL__2PRFIN20080224_033042_000000432066_00176_31292_8054.N1	24-FEB-2008 03:30:42	Dark	42.500	4	Alp1Cen	-0.010000	5800.0	85	31292	No

43	GOM_NL__2PRFIN20080224_033202_000000422066_00176_31292_8055.N1	24-FEB-2008 03:32:02	Dark	41.500	10	Bet Cen	0.61000	28000.	83	31292	No
44	GOM_NL__2PRFIN20080224_033450_000000442066_00176_31292_8056.N1	24-FEB-2008 03:34:50	Dark	43.500	12	Alp1Cru	0.77500	30000.	87	31292	No
45	GOM_NL__2PRFIN20080224_033750_000000432066_00176_31292_8057.N1	24-FEB-2008 03:37:50	Dark	42.500	99	Del Cen	2.5750	26000.	85	31292	No
46	GOM_NL__2PRFIN20080224_033923_000000382066_00176_31292_8058.N1	24-FEB-2008 03:39:23	Dark	37.500	71	lot Car	2.2460	7700.0	75	31292	No
47	GOM_NL__2PRFIN20080224_034346_000000432066_00176_31292_8059.N1	24-FEB-2008 03:43:46	Straylight	43.000	65	Lam Vel	2.2040	4400.0	86	31292	No
48	GOM_NL__2PRFIN20080224_035324_000000452066_00176_31292_8060.N1	24-FEB-2008 03:53:24	Twilight	45.000	48	30Alp Hya	1.9770	4100.0	90	31292	No
49	GOM_NL__2PRFIN20080224_040422_000000402066_00176_31292_8061.N1	24-FEB-2008 04:04:22	Bright	39.500	17	78Bet Gem	1.1610	4500.0	79	31292	No
50	GOM_NL__2PRFIN20080224_040534_000000382066_00176_31292_8062.N1	24-FEB-2008 04:05:34	Bright	37.500	24	66Alp Gem	1.5800	10200.	75	31292	No
51	GOM_NL__2PRFIN20080224_042130_000000372066_00176_31292_8063.N1	24-FEB-2008 04:21:30	Bright	36.500	49	1Alp UMi	1.9900	6300.0	73	31292	No
52	GOM_NL__2PRFIN20080224_042848_000000362066_00176_31292_8064.N1	24-FEB-2008 04:28:48	Bright	36.000	89	5Alp Cep	2.4510	8000.0	72	31292	No
53	GOM_NL__2PRFIN20080224_043354_000000362066_00176_31292_8065.N1	24-FEB-2008 04:33:54	Bright	36.000	19	50Alp Cyg	1.2460	10500.	72	31292	No
54	GOM_NL__2PRFIN20080224_043529_000000352066_00176_31292_8066.N1	24-FEB-2008 04:35:29	Bright	35.000	66	37Gam Cyg	2.2080	5900.0	70	31292	No
55	GOM_NL__2PRFIN20080224_043659_000000332066_00176_31292_8067.N1	24-FEB-2008 04:36:59	Bright	33.000	92	53Eps Cyg	2.5000	4500.0	66	31292	No
56	GOM_NL__2PRFIN20080224_044351_000000372066_00176_31292_8068.N1	24-FEB-2008 04:43:51	Bright	36.500	168	17Zet Aql	2.9860	11000.	73	31292	No
57	GOM_NL__2PRFIN20080224_045330_000000412066_00176_31292_8069.N1	24-FEB-2008 04:53:30	Twilight	41.000	155	41Pi Sgr	2.9000	6600.0	82	31292	No
58	GOM_NL__2PRFIN20080224_045515_000000422066_00176_31292_8070.N1	24-FEB-2008 04:55:15	Dark	42.000	57	34Sig Sgr	2.0660	26000.	84	31292	No
59	GOM_NL__2PRFIN20080224_045813_000000412066_00176_31292_8071.N1	24-FEB-2008 04:58:13	Dark	41.000	38	20Eps Sgr	1.8360	11000.	82	31292	No
60	GOM_NL__2PRFIN20080224_050046_000000482066_00176_31292_8072.N1	24-FEB-2008 05:00:46	Dark	47.500	25	35Lam Sco	1.6200	28000.	95	31292	No
61	GOM_NL__2PRFIN20080224_050331_000000402066_00176_31292_8073.N1	24-FEB-2008 05:03:31	Dark	39.500	147	Alp Ara	2.8770	26000.	79	31292	No
62	GOM_NL__2PRFIN20080224_050451_000000432066_00176_31292_8074.N1	24-FEB-2008 05:04:51	Dark	43.000	141	Bet Ara	2.8400	4600.0	86	31292	No
63	GOM_NL__2PRFIN20080224_050812_000000382066_00177_31293_8065.N1	24-FEB-2008 05:08:12	Dark	38.000	43	Alp TrA	1.9100	4250.0	76	31293	No
64	GOM_NL__2PRFIN20080224_051119_000000502066_00177_31293_8066.N1	24-FEB-2008 05:11:19	Dark	49.500	4	Alp1Cen	-0.010000	5800.0	99	31293	No
65	GOM_NL__2PRFIN20080224_051239_000000482066_00177_31293_8067.N1	24-FEB-2008 05:12:39	Dark	47.500	10	Bet Cen	0.61000	28000.	95	31293	No
66	GOM_NL__2PRFIN20080224_051526_000000492066_00177_31293_8068.N1	24-FEB-2008 05:15:26	Dark	48.500	12	Alp1Cru	0.77500	30000.	97	31293	No
67	GOM_NL__2PRFIN20080224_051827_000000422066_00177_31293_8069.N1	24-FEB-2008 05:18:27	Dark	42.000	99	Del Cen	2.5750	26000.	84	31293	No
68	GOM_NL__2PRFIN20080224_051959_000000382066_00177_31293_8070.N1	24-FEB-2008 05:19:59	Dark	37.500	71	lot Car	2.2460	7700.0	75	31293	No
69	GOM_NL__2PRFIN20080224_052422_000000412066_00177_31293_8071.N1	24-FEB-2008 05:24:22	Straylight	41.000	65	Lam Vel	2.2040	4400.0	82	31293	No
70	GOM_NL__2PRFIN20080224_053400_000000472066_00177_31293_8072.N1	24-FEB-2008 05:34:00	Twilight	46.500	48	30Alp Hya	1.9770	4100.0	93	31293	No
71	GOM_NL__2PRFIN20080224_054459_000000372066_00177_31293_8073.N1	24-FEB-2008 05:44:59	Bright	36.500	17	78Bet Gem	1.1610	4500.0	73	31293	No
72	GOM_NL__2PRFIN20080224_054610_000000352066_00177_31293_8074.N1	24-FEB-2008 05:46:10	Bright	34.500	24	66Alp Gem	1.5800	10200.	69	31293	No
73	GOM_NL__2PRFIN20080224_060206_000000322066_00177_31293_8075.N1	24-FEB-2008 06:02:06	Bright	32.000	49	1Alp UMi	1.9900	6300.0	64	31293	No
74	GOM_NL__2PRFIN20080224_060925_000000342066_00177_31293_8076.N1	24-FEB-2008 06:09:25	Bright	33.500	89	5Alp Cep	2.4510	8000.0	67	31293	No
75	GOM_NL__2PRFIN20080224_061430_000000342066_00177_31293_8077.N1	24-FEB-2008 06:14:30	Bright	33.500	19	50Alp Cyg	1.2460	10500.	67	31293	No
76	GOM_NL__2PRFIN20080224_061605_000000342066_00177_31293_8078.N1	24-FEB-2008 06:16:05	Bright	34.000	66	37Gam Cyg	2.2080	5900.0	68	31293	No
77	GOM_NL__2PRFIN20080224_061735_000000332066_00177_31293_8079.N1	24-FEB-2008 06:17:35	Bright	33.000	92	53Eps Cyg	2.5000	4500.0	66	31293	No
78	GOM_NL__2PRFIN20080224_062427_000000362066_00177_31293_8080.N1	24-FEB-2008 06:24:27	Bright	36.000	168	17Zet Aql	2.9860	11000.	72	31293	No
79	GOM_NL__2PRFIN20080224_063407_000000422066_00177_31293_8081.N1	24-FEB-2008 06:34:07	Twilight	41.500	155	41Pi Sgr	2.9000	6600.0	83	31293	No
80	GOM_NL__2PRFIN20080224_063551_000000412066_00177_31293_8082.N1	24-FEB-2008 06:35:51	Dark	40.500	57	34Sig Sgr	2.0660	26000.	81	31293	No
81	GOM_NL__2PRFIN20080224_063850_000000422066_00177_31293_8083.N1	24-FEB-2008 06:38:50	Dark	41.500	38	20Eps Sgr	1.8360	11000.	83	31293	No
82	GOM_NL__2PRFIN20080224_064123_000000462066_00177_31293_8084.N1	24-FEB-2008 06:41:23	Dark	46.000	25	35Lam Sco	1.6200	28000.	92	31293	No
83	GOM_NL__2PRFIN20080224_064408_000000392066_00177_31293_8085.N1	24-FEB-2008 06:44:08	Dark	38.500	147	Alp Ara	2.8770	26000.	77	31293	No
84	GOM_NL__2PRFIN20080224_064528_000000392066_00177_31293_8086.N1	24-FEB-2008 06:45:28	Dark	38.500	141	Bet Ara	2.8400	4600.0	77	31293	No
85	GOM_NL__2PRFIN20080224_064848_000000492066_00178_31294_8079.N1	24-FEB-2008 06:48:48	Dark	48.500	43	Alp TrA	1.9100	4250.0	97	31294	No
86	GOM_NL__2PRFIN20080224_065155_000000512066_00178_31294_8080.N1	24-FEB-2008 06:51:55	Dark	51.000	4	Alp1Cen	-0.010000	5800.0	102	31294	No
87	GOM_NL__2PRFIN20080224_065315_000000472066_00178_31294_8081.N1	24-FEB-2008 06:53:15	Dark	46.500	10	Bet Cen	0.61000	28000.	93	31294	No
88	GOM_NL__2PRFIN20080224_065603_000000452066_00178_31294_8082.N1	24-FEB-2008 06:56:03	Dark	44.500	12	Alp1Cru	0.77500	30000.	89	31294	No
89	GOM_NL__2PRFIN20080224_065903_000000432066_00178_31294_8083.N1	24-FEB-2008 06:59:03	Dark	42.500	99	Del Cen	2.5750	26000.	85	31294	No
90	GOM_NL__2PRFIN20080224_070140_000000372066_00178_31294_8084.N1	24-FEB-2008 07:01:40	Straylight	37.000	91	Kap Vel	2.4900	26000.	74	31294	No
91	GOM_NL__2PRFIN20080224_070458_000000442066_00178_31294_8085.N1	24-FEB-2008 07:04:58	Straylight	43.500	65	Lam Vel	2.2040	4400.0	87	31294	No
92	GOM_NL__2PRFIN20080224_071436_000000472066_00178_31294_8086.N1	24-FEB-2008 07:14:36	Twilight	46.500	48	30Alp Hya	1.9770	4100.0	93	31294	No
93	GOM_NL__2PRFIN20080224_072535_000000372066_00178_31294_8087.N1	24-FEB-2008 07:25:35	Bright	37.000	17	78Bet Gem	1.1610	4500.0	74	31294	No
94	GOM_NL__2PRFIN20080224_072646_000000362066_00178_31294_8088.N1	24-FEB-2008 07:26:46	Bright	35.500	24	66Alp Gem	1.5800	10200.	71	31294	No
95	GOM_NL__2PRFIN20080224_074242_000000372066_00178_31294_8089.N1	24-FEB-2008 07:42:42	Bright	36.500	49	1Alp UMi	1.9900	6300.0	73	31294	No
96	GOM_NL__2PRFIN20080224_075001_000000362066_00178_31294_8090.N1	24-FEB-2008 07:50:01	Bright	35.500	89	5Alp Cep	2.4510	8000.0	71	31294	No
97	GOM_NL__2PRFIN20080224_075507_000000342066_00178_31294_8091.N1	24-FEB-2008 07:55:07	Bright	33.500	19	50Alp Cyg	1.2460	10500.	67	31294	No
98	GOM_NL__2PRFIN20080224_075641_000000332066_00178_31294_8092.N1	24-FEB-2008 07:56:41	Bright	33.000	66	37Gam Cyg	2.2080	5900.0	66	31294	No
99	GOM_NL__2PRFIN20080224_075811_000000342066_00178_31294_8093.N1	24-FEB-2008 07:58:11	Bright	33.500	92	53Eps Cyg	2.5000	4500.0	67	31294	No
100	GOM_NL__2PRFIN20080224_080503_000000372066_00178_31294_8094.N1	24-FEB-2008 08:05:03	Bright	36.500	168	17Zet Aql	2.9860	11000.	73	31294	No
101	GOM_NL__2PRFIN20080224_081443_000000422066_00178_31294_8095.N1	24-FEB-2008 08:14:43	Twilight	41.500	155	41Pi Sgr	2.9000	6600.0	83	31294	No

102	GOM_NL__2PRFIN20080224_081628_000000412066_00178_31294_8096.N1	24-FEB-2008 08:16:28	Dark	41.000	57	34Sig Sgr	2.0660	26000.	82	31294	No
103	GOM_NL__2PRFIN20080224_081926_000000412066_00178_31294_8097.N1	24-FEB-2008 08:19:26	Dark	40.500	38	20Eps Sgr	1.8360	11000.	81	31294	No
104	GOM_NL__2PRFIN20080224_082200_000000502066_00178_31294_8098.N1	24-FEB-2008 08:22:00	Dark	50.000	25	35Lam Sco	1.6200	28000.	100	31294	No
105	GOM_NL__2PRFIN20080224_082444_000000382066_00178_31294_8099.N1	24-FEB-2008 08:24:44	Dark	38.000	147	Alp Ara	2.8770	26000.	76	31294	No
106	GOM_NL__2PRFIN20080224_082604_000000432066_00179_31295_8100.N1	24-FEB-2008 08:26:04	Dark	43.000	141	Bet Ara	2.8400	4600.0	86	31295	No
107	GOM_NL__2PRFIN20080224_082924_000000452066_00179_31295_8093.N1	24-FEB-2008 08:29:24	Dark	45.000	43	Alp TrA	1.9100	4250.0	90	31295	No
108	GOM_NL__2PRFIN20080224_083232_000000552066_00179_31295_8094.N1	24-FEB-2008 08:32:32	Dark	55.000	4	Alp1Cen	-0.010000	5800.0	110	31295	No
109	GOM_NL__2PRFIN20080224_083352_000000512066_00179_31295_8095.N1	24-FEB-2008 08:33:52	Dark	51.000	10	Bet Cen	0.61000	28000.	102	31295	No
110	GOM_NL__2PRFIN20080224_083639_000000512066_00179_31295_8096.N1	24-FEB-2008 08:36:39	Dark	50.500	12	Alp1Cru	0.77500	30000.	101	31295	No
111	GOM_NL__2PRFIN20080224_083940_000000432066_00179_31295_8097.N1	24-FEB-2008 08:39:40	Dark	42.500	99	Del Cen	2.5750	26000.	85	31295	No
112	GOM_NL__2PRFIN20080224_084216_000000382066_00179_31295_8098.N1	24-FEB-2008 08:42:16	Straylight	37.500	91	Kap Vel	2.4900	26000.	75	31295	No
113	GOM_NL__2PRFIN20080224_084534_000000432066_00179_31295_8099.N1	24-FEB-2008 08:45:34	Straylight	43.000	65	Lam Vel	2.2040	4400.0	86	31295	No
114	GOM_NL__2PRFIN20080224_085512_000000492066_00179_31295_8100.N1	24-FEB-2008 08:55:12	Twilight	48.500	48	30Alp Hya	1.9770	4100.0	97	31295	No
115	GOM_NL__2PRFIN20080224_090611_000000362066_00179_31295_8101.N1	24-FEB-2008 09:06:11	Bright	35.500	17	78Bet Gem	1.1610	4500.0	71	31295	No
116	GOM_NL__2PRFIN20080224_090723_000000352066_00179_31295_8102.N1	24-FEB-2008 09:07:23	Bright	35.000	24	66Alp Gem	1.5800	10200.	70	31295	No
117	GOM_NL__2PRFIN20080224_092318_000000342066_00179_31295_8103.N1	24-FEB-2008 09:23:18	Bright	33.500	49	1Alp UMi	1.9900	6300.0	67	31295	No
118	GOM_NL__2PRFIN20080224_093037_000000362066_00179_31295_8104.N1	24-FEB-2008 09:30:37	Bright	36.000	89	5Alp Cep	2.4510	8000.0	72	31295	No
119	GOM_NL__2PRFIN20080224_093543_000000342066_00179_31295_8105.N1	24-FEB-2008 09:35:43	Bright	33.500	19	50Alp Cyg	1.2460	10500.	67	31295	No
120	GOM_NL__2PRFIN20080224_093717_000000332066_00179_31295_8106.N1	24-FEB-2008 09:37:17	Bright	33.000	66	37Gam Cyg	2.2080	5900.0	66	31295	No
121	GOM_NL__2PRFIN20080224_093847_000000332066_00179_31295_8107.N1	24-FEB-2008 09:38:47	Bright	32.500	92	53Eps Cyg	2.5000	4500.0	65	31295	No
122	GOM_NL__2PRFIN20080224_094540_000000502066_00179_31295_8108.N1	24-FEB-2008 09:45:40	Bright	49.500	168	17Zet Aql	2.9860	11000.	99	31295	No
123	GOM_NL__2PRFIN20080224_095519_000000392066_00179_31295_8109.N1	24-FEB-2008 09:55:19	Twilight	39.000	155	41Pi Sgr	2.9000	6600.0	78	31295	No
124	GOM_NL__2PRFIN20080224_095704_000000422066_00179_31295_8110.N1	24-FEB-2008 09:57:04	Dark	41.500	57	34Sig Sgr	2.0660	26000.	83	31295	No
125	GOM_NL__2PRFIN20080224_100003_000000402066_00179_31295_8111.N1	24-FEB-2008 10:00:03	Dark	40.000	38	20Eps Sgr	1.8360	11000.	80	31295	No
126	GOM_NL__2PRFIN20080224_100236_000000462066_00179_31295_8112.N1	24-FEB-2008 10:02:36	Dark	46.000	25	35Lam Sco	1.6200	28000.	92	31295	No
127	GOM_NL__2PRFIN20080224_100521_000000412066_00179_31295_8113.N1	24-FEB-2008 10:05:21	Dark	40.500	147	Alp Ara	2.8770	26000.	81	31295	No
128	GOM_NL__2PRFIN20080224_100641_000000422066_00180_31296_8106.N1	24-FEB-2008 10:06:41	Dark	41.500	141	Bet Ara	2.8400	4600.0	83	31296	No
129	GOM_NL__2PRFIN20080224_101001_000000402066_00180_31296_8107.N1	24-FEB-2008 10:10:01	Dark	40.000	43	Alp TrA	1.9100	4250.0	80	31296	No
130	GOM_NL__2PRFIN20080224_101308_000000442066_00180_31296_8108.N1	24-FEB-2008 10:13:08	Dark	44.000	4	Alp1Cen	-0.010000	5800.0	88	31296	No
131	GOM_NL__2PRFIN20080224_101428_000000412066_00180_31296_8109.N1	24-FEB-2008 10:14:28	Dark	40.500	10	Bet Cen	0.61000	28000.	81	31296	No
132	GOM_NL__2PRFIN20080224_101715_000000472066_00180_31296_8110.N1	24-FEB-2008 10:17:15	Dark	47.000	12	Alp1Cru	0.77500	30000.	94	31296	No
133	GOM_NL__2PRFIN20080224_102016_000000422066_00180_31296_8111.N1	24-FEB-2008 10:20:16	Dark	41.500	99	Del Cen	2.5750	26000.	83	31296	No
134	GOM_NL__2PRFIN20080224_102252_000000362066_00180_31296_8112.N1	24-FEB-2008 10:22:52	Straylight	35.500	91	Kap Vel	2.4900	26000.	71	31296	No
135	GOM_NL__2PRFIN20080224_102611_000000462066_00180_31296_8113.N1	24-FEB-2008 10:26:11	Straylight	46.000	65	Lam Vel	2.2040	4400.0	92	31296	No
136	GOM_NL__2PRFIN20080224_103548_000000482066_00180_31296_8114.N1	24-FEB-2008 10:35:48	Twilight	48.000	48	30Alp Hya	1.9770	4100.0	96	31296	No
137	GOM_NL__2PRFIN20080224_104647_000000352066_00180_31296_8115.N1	24-FEB-2008 10:46:47	Bright	35.000	17	78Bet Gem	1.1610	4500.0	70	31296	No
138	GOM_NL__2PRFIN20080224_104759_000000362066_00180_31296_8116.N1	24-FEB-2008 10:47:59	Bright	36.000	24	66Alp Gem	1.5800	10200.	72	31296	No
139	GOM_NL__2PRFIN20080224_110353_000000362066_00180_31296_8117.N1	24-FEB-2008 11:03:53	Bright	36.000	49	1Alp UMi	1.9900	6300.0	72	31296	No
140	GOM_NL__2PRFIN20080224_111113_000000332066_00180_31296_8118.N1	24-FEB-2008 11:11:13	Bright	32.500	89	5Alp Cep	2.4510	8000.0	65	31296	No
141	GOM_NL__2PRFIN20080224_111619_000000352066_00180_31296_8119.N1	24-FEB-2008 11:16:19	Bright	35.000	19	50Alp Cyg	1.2460	10500.	70	31296	No
142	GOM_NL__2PRFIN20080224_111753_000000342066_00180_31296_8120.N1	24-FEB-2008 11:17:53	Bright	34.000	66	37Gam Cyg	2.2080	5900.0	68	31296	No
143	GOM_NL__2PRFIN20080224_111923_000000342066_00180_31296_8121.N1	24-FEB-2008 11:19:23	Bright	34.000	92	53Eps Cyg	2.5000	4500.0	68	31296	No
144	GOM_NL__2PRFIN20080224_112616_000000382066_00180_31296_8122.N1	24-FEB-2008 11:26:16	Bright	37.500	168	17Zet Aql	2.9860	11000.	75	31296	No
145	GOM_NL__2PRFIN20080224_113555_000000412066_00180_31296_8123.N1	24-FEB-2008 11:35:55	Twilight	40.500	155	41Pi Sgr	2.9000	6600.0	81	31296	No
146	GOM_NL__2PRFIN20080224_113740_000000402066_00180_31296_8124.N1	24-FEB-2008 11:37:40	Dark	39.500	57	34Sig Sgr	2.0660	26000.	79	31296	No
147	GOM_NL__2PRFIN20080224_114039_000000412066_00180_31296_8125.N1	24-FEB-2008 11:40:39	Dark	40.500	38	20Eps Sgr	1.8360	11000.	81	31296	No
148	GOM_NL__2PRFIN20080224_114313_000000512066_00180_31296_8126.N1	24-FEB-2008 11:43:13	Dark	51.000	25	35Lam Sco	1.6200	28000.	102	31296	No
149	GOM_NL__2PRFIN20080224_114557_000000382066_00180_31296_8127.N1	24-FEB-2008 11:45:57	Dark	37.500	147	Alp Ara	2.8770	26000.	75	31296	No
150	GOM_NL__2PRFIN20080224_114717_000000452066_00181_31297_8132.N1	24-FEB-2008 11:47:17	Dark	44.500	141	Bet Ara	2.8400	4600.0	89	31297	No
151	GOM_NL__2PRFIN20080224_115037_000000392066_00181_31297_8133.N1	24-FEB-2008 11:50:37	Dark	39.000	43	Alp TrA	1.9100	4250.0	78	31297	No
152	GOM_NL__2PRFIN20080224_115345_000000482066_00181_31297_8134.N1	24-FEB-2008 11:53:45	Dark	48.000	4	Alp1Cen	-0.010000	5800.0	96	31297	No
153	GOM_NL__2PRFIN20080224_115505_000000432066_00181_31297_8135.N1	24-FEB-2008 11:55:05	Dark	42.500	10	Bet Cen	0.61000	28000.	85	31297	No
154	GOM_NL__2PRFIN20080224_115752_000000392066_00181_31297_8136.N1	24-FEB-2008 11:57:52	Dark	39.000	12	Alp1Cru	0.77500	30000.	78	31297	No
155	GOM_NL__2PRFIN20080224_120053_000000422066_00181_31297_8137.N1	24-FEB-2008 12:00:53	Dark	42.000	99	Del Cen	2.5750	26000.	84	31297	No
156	GOM_NL__2PRFIN20080224_120328_000000372066_00181_31297_8138.N1	24-FEB-2008 12:03:28	Straylight	36.500	91	Kap Vel	2.4900	26000.	73	31297	No
157	GOM_NL__2PRFIN20080224_120647_000000442066_00181_31297_8139.N1	24-FEB-2008 12:06:47	Straylight	44.000	65	Lam Vel	2.2040	4400.0	88	31297	No
158	GOM_NL__2PRFIN20080224_121624_000000522066_00181_31297_8140.N1	24-FEB-2008 12:16:24	Twilight	51.500	48	30Alp Hya	1.9770	4100.0	103	31297	No
159	GOM_NL__2PRFIN20080224_122723_000000362066_00181_31297_8141.N1	24-FEB-2008 12:27:23	Bright	36.000	17	78Bet Gem	1.1610	4500.0	72	31297	No
160	GOM_NL__2PRFIN20080224_122835_000000372066_00181_31297_8142.N1	24-FEB-2008 12:28:35	Bright	37.000	24	66Alp Gem	1.5800	10200.	74	31297	No

161	GOM_NL__2PRFIN20080224_124429_000000362066_00181_31297_8143.N1	24-FEB-2008 12:44:29	Bright	36.000	49	1Alp UMi	1.9900	6300.0	72	31297	No
162	GOM_NL__2PRFIN20080224_125149_000000332066_00181_31297_8144.N1	24-FEB-2008 12:51:49	Bright	33.000	89	5Alp Cep	2.4510	8000.0	66	31297	No
163	GOM_NL__2PRFIN20080224_125655_000000362066_00181_31297_8145.N1	24-FEB-2008 12:56:55	Bright	35.500	19	50Alp Cyg	1.2460	10500.	71	31297	No
164	GOM_NL__2PRFIN20080224_125829_000000352066_00181_31297_8146.N1	24-FEB-2008 12:58:29	Bright	35.000	66	37Gam Cyg	2.2080	5900.0	70	31297	No
165	GOM_NL__2PRFIN20080224_130000_000000352066_00181_31297_8147.N1	24-FEB-2008 13:00:00	Bright	34.500	92	53Eps Cyg	2.5000	4500.0	69	31297	No
166	GOM_NL__2PRFIN20080224_130652_000000372066_00181_31297_8148.N1	24-FEB-2008 13:06:52	Bright	37.000	168	17Zet Aql	2.9860	11000.	74	31297	No
167	GOM_NL__2PRFIN20080224_131632_000000392066_00181_31297_8149.N1	24-FEB-2008 13:16:32	Twilight	38.500	155	41Pi Sgr	2.9000	6600.0	77	31297	No
168	GOM_NL__2PRFIN20080224_131817_000000402066_00181_31297_8150.N1	24-FEB-2008 13:18:17	Dark	39.500	57	34Sig Sgr	2.0660	26000.	79	31297	No
169	GOM_NL__2PRFIN20080224_132115_000000392066_00181_31297_8151.N1	24-FEB-2008 13:21:15	Dark	39.000	38	20Eps Sgr	1.8360	11000.	78	31297	No
170	GOM_NL__2PRFIN20080224_132350_000000462066_00181_31297_8152.N1	24-FEB-2008 13:23:50	Dark	46.000	25	35Lam Sco	1.6200	28000.	92	31297	No
171	GOM_NL__2PRFIN20080224_132634_000000392066_00181_31297_8153.N1	24-FEB-2008 13:26:34	Dark	39.000	147	Alp Ara	2.8770	26000.	78	31297	No
172	GOM_NL__2PRFIN20080224_132754_000000432066_00182_31298_8147.N1	24-FEB-2008 13:27:54	Dark	43.000	141	Bet Ara	2.8400	4600.0	86	31298	No
173	GOM_NL__2PRFIN20080224_133113_000000402066_00182_31298_8148.N1	24-FEB-2008 13:31:13	Dark	39.500	43	Alp TrA	1.9100	4250.0	79	31298	No
174	GOM_NL__2PRFIN20080224_133421_000000432066_00182_31298_8149.N1	24-FEB-2008 13:34:21	Dark	42.500	4	Alp1Cen	-0.010000	5800.0	85	31298	No
175	GOM_NL__2PRFIN20080224_133541_000000432066_00182_31298_8150.N1	24-FEB-2008 13:35:41	Dark	42.500	10	Bet Cen	0.61000	28000.	85	31298	No
176	GOM_NL__2PRFIN20080224_133828_000000422066_00182_31298_8151.N1	24-FEB-2008 13:38:28	Dark	41.500	12	Alp1Cru	0.77500	30000.	83	31298	No
177	GOM_NL__2PRFIN20080224_134129_000000412066_00182_31298_8152.N1	24-FEB-2008 13:41:29	Dark	40.500	99	Del Cen	2.5750	26000.	81	31298	No
178	GOM_NL__2PRFIN20080224_134405_000000392066_00182_31298_8153.N1	24-FEB-2008 13:44:05	Straylight	38.500	91	Kap Vel	2.4900	26000.	77	31298	No
179	GOM_NL__2PRFIN20080224_134723_000000432066_00182_31298_8154.N1	24-FEB-2008 13:47:23	Straylight	42.500	65	Lam Vel	2.2040	4400.0	85	31298	No
180	GOM_NL__2PRFIN20080224_135700_000000422066_00182_31298_8155.N1	24-FEB-2008 13:57:00	Tw_and_stray	41.500	48	30Alp Hya	1.9770	4100.0	83	31298	No
181	GOM_NL__2PRFIN20080224_140759_000000382066_00182_31298_8156.N1	24-FEB-2008 14:07:59	Bright	38.000	17	78Bet Gem	1.1610	4500.0	76	31298	No
182	GOM_NL__2PRFIN20080224_140911_000000352066_00182_31298_8157.N1	24-FEB-2008 14:09:11	Bright	35.000	24	66Alp Gem	1.5800	10200.	70	31298	No
183	GOM_NL__2PRFIN20080224_142505_000000332066_00182_31298_8158.N1	24-FEB-2008 14:25:05	Bright	32.500	49	1Alp UMi	1.9900	6300.0	65	31298	No
184	GOM_NL__2PRFIN20080224_143225_000000352066_00182_31298_8159.N1	24-FEB-2008 14:32:25	Bright	34.500	89	5Alp Cep	2.4510	8000.0	69	31298	No
185	GOM_NL__2PRFIN20080224_143731_000000372066_00182_31298_8160.N1	24-FEB-2008 14:37:31	Bright	36.500	19	50Alp Cyg	1.2460	10500.	73	31298	No
186	GOM_NL__2PRFIN20080224_143905_000000332066_00182_31298_8161.N1	24-FEB-2008 14:39:05	Bright	33.000	66	37Gam Cyg	2.2080	5900.0	66	31298	No
187	GOM_NL__2PRFIN20080224_144036_000000342066_00182_31298_8162.N1	24-FEB-2008 14:40:36	Bright	33.500	92	53Eps Cyg	2.5000	4500.0	67	31298	No
188	GOM_NL__2PRFIN20080224_144728_000000372066_00182_31298_8163.N1	24-FEB-2008 14:47:28	Bright	37.000	168	17Zet Aql	2.9860	11000.	74	31298	No
189	GOM_NL__2PRFIN20080224_145708_000000402066_00182_31298_8164.N1	24-FEB-2008 14:57:08	Twilight	39.500	155	41Pi Sgr	2.9000	6600.0	79	31298	No
190	GOM_NL__2PRFIN20080224_145853_000000412066_00182_31298_8165.N1	24-FEB-2008 14:58:53	Dark	41.000	57	34Sig Sgr	2.0660	26000.	82	31298	No
191	GOM_NL__2PRFIN20080224_150152_000000422066_00182_31298_8166.N1	24-FEB-2008 15:01:52	Dark	42.000	38	20Eps Sgr	1.8360	11000.	84	31298	No
192	GOM_NL__2PRFIN20080224_150426_000000462066_00182_31298_8167.N1	24-FEB-2008 15:04:26	Dark	45.500	25	35Lam Sco	1.6200	28000.	91	31298	No
193	GOM_NL__2PRFIN20080224_150710_000000382066_00182_31298_8168.N1	24-FEB-2008 15:07:10	Dark	38.000	147	Alp Ara	2.8770	26000.	76	31298	No
194	GOM_NL__2PRFIN20080224_150830_000000392066_00183_31299_8160.N1	24-FEB-2008 15:08:30	Dark	38.500	141	Bet Ara	2.8400	4600.0	77	31299	No
195	GOM_NL__2PRFIN20080224_151149_000000402066_00183_31299_8161.N1	24-FEB-2008 15:11:49	Dark	39.500	43	Alp TrA	1.9100	4250.0	79	31299	No
196	GOM_NL__2PRFIN20080224_151458_000000442066_00183_31299_8162.N1	24-FEB-2008 15:14:58	Dark	43.500	4	Alp1Cen	-0.010000	5800.0	87	31299	No
197	GOM_NL__2PRFIN20080224_151618_000000432066_00183_31299_8163.N1	24-FEB-2008 15:16:18	Dark	43.000	10	Bet Cen	0.61000	28000.	86	31299	No
198	GOM_NL__2PRFIN20080224_151904_000000492066_00183_31299_8164.N1	24-FEB-2008 15:19:04	Dark	49.000	12	Alp1Cru	0.77500	30000.	98	31299	No
199	GOM_NL__2PRFIN20080224_152206_000000422066_00183_31299_8165.N1	24-FEB-2008 15:22:06	Dark	41.500	99	Del Cen	2.5750	26000.	83	31299	No
200	GOM_NL__2PRFIN20080224_152441_000000362066_00183_31299_8166.N1	24-FEB-2008 15:24:41	Straylight	35.500	91	Kap Vel	2.4900	26000.	71	31299	No
201	GOM_NL__2PRFIN20080224_152759_000000442066_00183_31299_8167.N1	24-FEB-2008 15:27:59	Straylight	44.000	65	Lam Vel	2.2040	4400.0	88	31299	No
202	GOM_NL__2PRFIN20080224_153736_000000402066_00183_31299_8168.N1	24-FEB-2008 15:37:36	Tw_and_stray	40.000	48	30Alp Hya	1.9770	4100.0	80	31299	No
203	GOM_NL__2PRFIN20080224_154835_000000372066_00183_31299_8169.N1	24-FEB-2008 15:48:35	Bright	36.500	17	78Bet Gem	1.1610	4500.0	73	31299	No
204	GOM_NL__2PRFIN20080224_154947_000000362066_00183_31299_8170.N1	24-FEB-2008 15:49:47	Bright	36.000	24	66Alp Gem	1.5800	10200.	72	31299	No
205	GOM_NL__2PRFIN20080224_160541_000000362066_00183_31299_8171.N1	24-FEB-2008 16:05:41	Bright	35.500	49	1Alp UMi	1.9900	6300.0	71	31299	No
206	GOM_NL__2PRFIN20080224_161301_000000352066_00183_31299_8172.N1	24-FEB-2008 16:13:01	Bright	34.500	89	5Alp Cep	2.4510	8000.0	69	31299	No
207	GOM_NL__2PRFIN20080224_161807_000000342066_00183_31299_8173.N1	24-FEB-2008 16:18:07	Bright	33.500	19	50Alp Cyg	1.2460	10500.	67	31299	No
208	GOM_NL__2PRFIN20080224_161941_000000362066_00183_31299_8174.N1	24-FEB-2008 16:19:41	Bright	35.500	66	37Gam Cyg	2.2080	5900.0	71	31299	No
209	GOM_NL__2PRFIN20080224_162112_000000352066_00183_31299_8175.N1	24-FEB-2008 16:21:12	Bright	35.000	92	53Eps Cyg	2.5000	4500.0	70	31299	No
210	GOM_NL__2PRFIN20080224_162804_000000362066_00183_31299_8176.N1	24-FEB-2008 16:28:04	Bright	35.500	168	17Zet Aql	2.9860	11000.	71	31299	No
211	GOM_NL__2PRFIN20080224_163744_000000412066_00183_31299_8177.N1	24-FEB-2008 16:37:44	Twilight	41.000	155	41Pi Sgr	2.9000	6600.0	82	31299	No
212	GOM_NL__2PRFIN20080224_163930_000000402066_00183_31299_8178.N1	24-FEB-2008 16:39:30	Dark	39.500	57	34Sig Sgr	2.0660	26000.	79	31299	No
213	GOM_NL__2PRFIN20080224_164228_000000432066_00183_31299_8179.N1	24-FEB-2008 16:42:28	Dark	42.500	38	20Eps Sgr	1.8360	11000.	85	31299	No
214	GOM_NL__2PRFIN20080224_164503_000000442066_00183_31299_8180.N1	24-FEB-2008 16:45:03	Dark	44.000	25	35Lam Sco	1.6200	28000.	88	31299	No
215	GOM_NL__2PRFIN20080224_164747_000000382066_00183_31299_8181.N1	24-FEB-2008 16:47:47	Dark	38.000	147	Alp Ara	2.8770	26000.	76	31299	No
216	GOM_NL__2PRFIN20080224_164907_000000392066_00184_31300_8175.N1	24-FEB-2008 16:49:07	Dark	38.500	141	Bet Ara	2.8400	4600.0	77	31300	No
217	GOM_NL__2PRFIN20080224_165226_000000402066_00184_31300_8176.N1	24-FEB-2008 16:52:26	Dark	40.000	43	Alp TrA	1.9100	4250.0	80	31300	No
218	GOM_NL__2PRFIN20080224_165535_000000442066_00184_31300_8177.N1	24-FEB-2008 16:55:35	Dark	44.000	4	Alp1Cen	-0.010000	5800.0	88	31300	No
219	GOM_NL__2PRFIN20080224_165654_000000412066_00184_31300_8178.N1	24-FEB-2008 16:56:54	Dark	41.000	10	Bet Cen	0.61000	28000.	82	31300	No

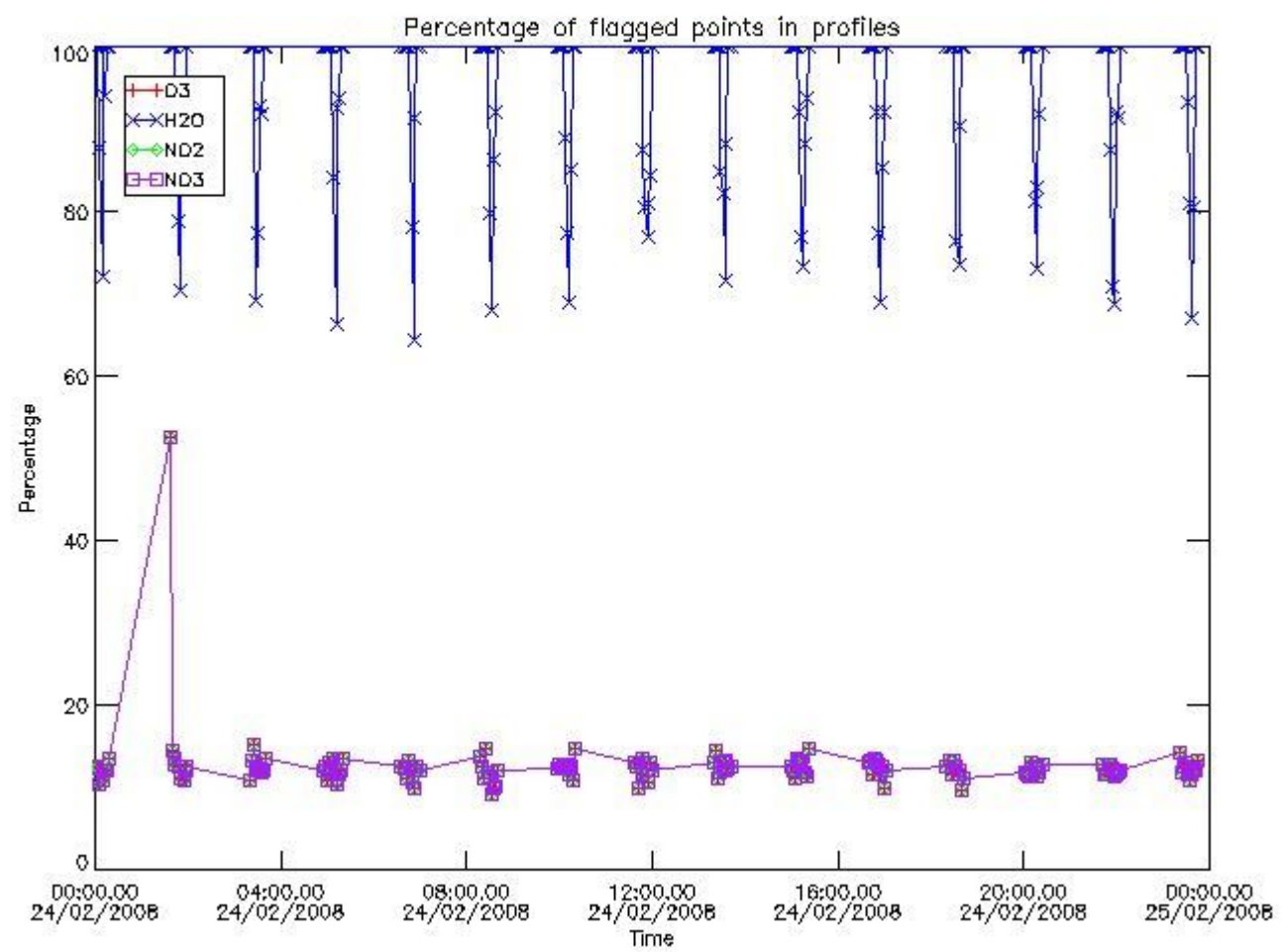
220	GOM_NL__2PRFIN20080224_165941_000000512066_00184_31300_8179.N1	24-FEB-2008 16:59:41	Dark	51.000	12	Alp1Cru	0.77500	30000.	102	31300	No
221	GOM_NL__2PRFIN20080224_170242_000000422066_00184_31300_8180.N1	24-FEB-2008 17:02:42	Dark	42.000	99	Del Cen	2.5750	26000.	84	31300	No
222	GOM_NL__2PRFIN20080224_170517_000000382066_00184_31300_8181.N1	24-FEB-2008 17:05:17	Straylight	38.000	91	Kap Vel	2.4900	26000.	76	31300	No
223	GOM_NL__2PRFIN20080224_170835_000000432066_00184_31300_8182.N1	24-FEB-2008 17:08:35	Straylight	42.500	65	Lam Vel	2.2040	4400.0	85	31300	No
224	GOM_NL__2PRFIN20080224_171812_000000432066_00184_31300_8183.N1	24-FEB-2008 17:18:12	Twilight	43.000	48	30Alp Hya	1.9770	4100.0	86	31300	No
225	GOM_NL__2PRFIN20080224_172911_000000382066_00184_31300_8184.N1	24-FEB-2008 17:29:11	Bright	37.500	17	78Bet Gem	1.1610	4500.0	75	31300	No
226	GOM_NL__2PRFIN20080224_173023_000000372066_00184_31300_8185.N1	24-FEB-2008 17:30:23	Bright	37.000	24	66Alp Gem	1.5800	10200.	74	31300	No
227	GOM_NL__2PRFIN20080224_174617_000000362066_00184_31300_8186.N1	24-FEB-2008 17:46:17	Bright	35.500	49	1Alp UMi	1.9900	6300.0	71	31300	No
228	GOM_NL__2PRFIN20080224_175337_000000352066_00184_31300_8187.N1	24-FEB-2008 17:53:37	Bright	34.500	89	5Alp Cep	2.4510	8000.0	69	31300	No
229	GOM_NL__2PRFIN20080224_175843_000000362066_00184_31300_8188.N1	24-FEB-2008 17:58:43	Bright	35.500	19	50Alp Cyg	1.2460	10500.	71	31300	No
230	GOM_NL__2PRFIN20080224_180018_000000332066_00184_31300_8189.N1	24-FEB-2008 18:00:18	Bright	33.000	66	37Gam Cyg	2.2080	5900.0	66	31300	No
231	GOM_NL__2PRFIN20080224_180148_000000332066_00184_31300_8190.N1	24-FEB-2008 18:01:48	Bright	32.500	92	53Eps Cyg	2.5000	4500.0	65	31300	No
232	GOM_NL__2PRFIN20080224_180841_000000382066_00184_31300_8191.N1	24-FEB-2008 18:08:41	Bright	37.500	168	17Zet Aql	2.9860	11000.	75	31300	No
233	GOM_NL__2PRFIN20080224_181821_000000402066_00184_31300_8192.N1	24-FEB-2008 18:18:21	Twilight	40.000	155	41Pi Sgr	2.9000	6600.0	80	31300	No
234	GOM_NL__2PRFIN20080224_182006_000000412066_00184_31300_8193.N1	24-FEB-2008 18:20:06	Dark	41.000	57	34Sig Sgr	2.0660	26000.	82	31300	No
235	GOM_NL__2PRFIN20080224_182305_000000422066_00184_31300_8194.N1	24-FEB-2008 18:23:05	Dark	42.000	38	20Eps Sgr	1.8360	11000.	84	31300	No
236	GOM_NL__2PRFIN20080224_182540_000000452066_00184_31300_8195.N1	24-FEB-2008 18:25:40	Dark	44.500	25	35Lam Sco	1.6200	28000.	89	31300	No
237	GOM_NL__2PRFIN20080224_182824_000000392066_00184_31300_8196.N1	24-FEB-2008 18:28:24	Dark	38.500	147	Alp Ara	2.8770	26000.	77	31300	No
238	GOM_NL__2PRFIN20080224_183302_000000412066_00185_31301_8185.N1	24-FEB-2008 18:33:02	Dark	40.500	43	Alp TrA	1.9100	4250.0	81	31301	No
239	GOM_NL__2PRFIN20080224_183611_000000442066_00185_31301_8186.N1	24-FEB-2008 18:36:11	Dark	44.000	4	Alp1Cen	-0.010000	5800.0	88	31301	No
240	GOM_NL__2PRFIN20080224_183731_000000422066_00185_31301_8187.N1	24-FEB-2008 18:37:31	Dark	42.000	10	Bet Cen	0.61000	28000.	84	31301	No
241	GOM_NL__2PRFIN20080224_184017_000000532066_00185_31301_8188.N1	24-FEB-2008 18:40:17	Dark	52.500	12	Alp1Cru	0.77500	30000.	105	31301	No
242	GOM_NL__2PRFIN20080224_184319_000000462066_00185_31301_8189.N1	24-FEB-2008 18:43:19	Dark	45.500	99	Del Cen	2.5750	26000.	91	31301	No
243	GOM_NL__2PRFIN20080224_184553_000000372066_00185_31301_8190.N1	24-FEB-2008 18:45:53	Straylight	37.000	91	Kap Vel	2.4900	26000.	74	31301	No
244	GOM_NL__2PRFIN20080224_184911_000000452066_00185_31301_8191.N1	24-FEB-2008 18:49:11	Straylight	44.500	65	Lam Vel	2.2040	4400.0	89	31301	No
245	GOM_NL__2PRFIN20080224_185848_000000462066_00185_31301_8192.N1	24-FEB-2008 18:58:48	Twilight	45.500	48	30Alp Hya	1.9770	4100.0	91	31301	No
246	GOM_NL__2PRFIN20080224_190948_000000382066_00185_31301_8193.N1	24-FEB-2008 19:09:48	Bright	37.500	17	78Bet Gem	1.1610	4500.0	75	31301	No
247	GOM_NL__2PRFIN20080224_191100_000000372066_00185_31301_8194.N1	24-FEB-2008 19:11:00	Bright	36.500	24	66Alp Gem	1.5800	10200.	73	31301	No
248	GOM_NL__2PRFIN20080224_192653_000000352066_00185_31301_8195.N1	24-FEB-2008 19:26:53	Bright	35.000	49	1Alp UMi	1.9900	6300.0	70	31301	No
249	GOM_NL__2PRFIN20080224_193413_000000362066_00185_31301_8196.N1	24-FEB-2008 19:34:13	Bright	36.000	89	5Alp Cep	2.4510	8000.0	72	31301	No
250	GOM_NL__2PRFIN20080224_193919_000000342066_00185_31301_8197.N1	24-FEB-2008 19:39:19	Bright	33.500	19	50Alp Cyg	1.2460	10500.	67	31301	No
251	GOM_NL__2PRFIN20080224_194054_000000342066_00185_31301_8198.N1	24-FEB-2008 19:40:54	Bright	33.500	66	37Gam Cyg	2.2080	5900.0	67	31301	No
252	GOM_NL__2PRFIN20080224_194224_000000352066_00185_31301_8199.N1	24-FEB-2008 19:42:24	Bright	35.000	92	53Eps Cyg	2.5000	4500.0	70	31301	No
253	GOM_NL__2PRFIN20080224_194917_000000372066_00185_31301_8200.N1	24-FEB-2008 19:49:17	Bright	36.500	168	17Zet Aql	2.9860	11000.	73	31301	No
254	GOM_NL__2PRFIN20080224_195857_000000412066_00185_31301_8201.N1	24-FEB-2008 19:58:57	Twilight	40.500	155	41Pi Sgr	2.9000	6600.0	81	31301	No
255	GOM_NL__2PRFIN20080224_200042_000000432066_00185_31301_8202.N1	24-FEB-2008 20:00:42	Dark	43.000	57	34Sig Sgr	2.0660	26000.	86	31301	No
256	GOM_NL__2PRFIN20080224_200341_000000442066_00185_31301_8203.N1	24-FEB-2008 20:03:41	Dark	44.000	38	20Eps Sgr	1.8360	11000.	88	31301	No
257	GOM_NL__2PRFIN20080224_200616_000000452066_00185_31301_8204.N1	24-FEB-2008 20:06:16	Dark	45.000	25	35Lam Sco	1.6200	28000.	90	31301	No
258	GOM_NL__2PRFIN20080224_200900_000000392066_00185_31301_8205.N1	24-FEB-2008 20:09:00	Dark	39.000	147	Alp Ara	2.8770	26000.	78	31301	No
259	GOM_NL__2PRFIN20080224_201338_000000412066_00186_31302_8206.N1	24-FEB-2008 20:13:38	Dark	40.500	43	Alp TrA	1.9100	4250.0	81	31302	No
260	GOM_NL__2PRFIN20080224_201648_000000452066_00186_31302_8207.N1	24-FEB-2008 20:16:48	Dark	45.000	4	Alp1Cen	-0.010000	5800.0	90	31302	No
261	GOM_NL__2PRFIN20080224_201808_000000422066_00186_31302_8208.N1	24-FEB-2008 20:18:08	Dark	41.500	10	Bet Cen	0.61000	28000.	83	31302	No
262	GOM_NL__2PRFIN20080224_202054_000000432066_00186_31302_8209.N1	24-FEB-2008 20:20:54	Dark	43.000	12	Alp1Cru	0.77500	30000.	86	31302	No
263	GOM_NL__2PRFIN20080224_202355_000000442066_00186_31302_8210.N1	24-FEB-2008 20:23:55	Dark	43.500	99	Del Cen	2.5750	26000.	87	31302	No
264	GOM_NL__2PRFIN20080224_202629_000000382066_00186_31302_8211.N1	24-FEB-2008 20:26:29	Straylight	37.500	91	Kap Vel	2.4900	26000.	75	31302	No
265	GOM_NL__2PRFIN20080224_202947_000000512066_00186_31302_8212.N1	24-FEB-2008 20:29:47	Straylight	50.500	65	Lam Vel	2.2040	4400.0	101	31302	No
266	GOM_NL__2PRFIN20080224_203924_000000502066_00186_31302_8213.N1	24-FEB-2008 20:39:24	Twilight	49.500	48	30Alp Hya	1.9770	4100.0	99	31302	No
267	GOM_NL__2PRFIN20080224_205024_000000382066_00186_31302_8214.N1	24-FEB-2008 20:50:24	Bright	38.000	17	78Bet Gem	1.1610	4500.0	76	31302	No
268	GOM_NL__2PRFIN20080224_205136_000000372066_00186_31302_8215.N1	24-FEB-2008 20:51:36	Bright	36.500	24	66Alp Gem	1.5800	10200.	73	31302	No
269	GOM_NL__2PRFIN20080224_210729_000000352066_00186_31302_8216.N1	24-FEB-2008 21:07:29	Bright	34.500	49	1Alp UMi	1.9900	6300.0	69	31302	No
270	GOM_NL__2PRFIN20080224_211450_000000352066_00186_31302_8217.N1	24-FEB-2008 21:14:50	Bright	34.500	89	5Alp Cep	2.4510	8000.0	69	31302	No
271	GOM_NL__2PRFIN20080224_211955_000000342066_00186_31302_8218.N1	24-FEB-2008 21:19:55	Bright	33.500	19	50Alp Cyg	1.2460	10500.	67	31302	No
272	GOM_NL__2PRFIN20080224_212130_000000362066_00186_31302_8219.N1	24-FEB-2008 21:21:30	Bright	36.000	66	37Gam Cyg	2.2080	5900.0	72	31302	No
273	GOM_NL__2PRFIN20080224_212300_000000342066_00186_31302_8220.N1	24-FEB-2008 21:23:00	Bright	33.500	92	53Eps Cyg	2.5000	4500.0	67	31302	No
274	GOM_NL__2PRFIN20080224_212953_000000362066_00186_31302_8221.N1	24-FEB-2008 21:29:53	Bright	35.500	168	17Zet Aql	2.9860	11000.	71	31302	No
275	GOM_NL__2PRFIN20080224_213933_000000402066_00186_31302_8222.N1	24-FEB-2008 21:39:33	Twilight	39.500	155	41Pi Sgr	2.9000	6600.0	79	31302	No
276	GOM_NL__2PRFIN20080224_214119_000000402066_00186_31302_8223.N1	24-FEB-2008 21:41:19	Dark	40.000	57	34Sig Sgr	2.0660	26000.	80	31302	No
277	GOM_NL__2PRFIN20080224_214418_000000442066_00186_31302_8224.N1	24-FEB-2008 21:44:18	Dark	44.000	38	20Eps Sgr	1.8360	11000.	88	31302	No
278	GOM_NL__2PRFIN20080224_214653_000000452066_00186_31302_8225.N1	24-FEB-2008 21:46:53	Dark	44.500	25	35Lam Sco	1.6200	28000.	89	31302	No

279	GOM_NL__2PRFIN20080224_214936_000000402066_00186_31302_8226.N1	24-FEB-2008 21:49:36	Dark	40.000	147	Alp Ara	2.8770	26000.	80	31302	No
280	GOM_NL__2PRFIN20080224_215056_000000402066_00187_31303_8221.N1	24-FEB-2008 21:50:56	Dark	40.000	141	Bet Ara	2.8400	4600.0	80	31303	No
281	GOM_NL__2PRFIN20080224_215415_000000422066_00187_31303_8222.N1	24-FEB-2008 21:54:15	Dark	41.500	43	Alp TrA	1.9100	4250.0	83	31303	No
282	GOM_NL__2PRFIN20080224_215724_000000452066_00187_31303_8223.N1	24-FEB-2008 21:57:24	Dark	45.000	4	Alp1Cen	-0.010000	5800.0	90	31303	No
283	GOM_NL__2PRFIN20080224_215844_000000442066_00187_31303_8224.N1	24-FEB-2008 21:58:44	Dark	44.000	10	Bet Cen	0.61000	28000.	88	31303	No
284	GOM_NL__2PRFIN20080224_220130_000000472066_00187_31303_8225.N1	24-FEB-2008 22:01:30	Dark	47.000	12	Alp1Cru	0.77500	30000.	94	31303	No
285	GOM_NL__2PRFIN20080224_220432_000000422066_00187_31303_8226.N1	24-FEB-2008 22:04:32	Dark	42.000	99	Del Cen	2.5750	26000.	84	31303	No
286	GOM_NL__2PRFIN20080224_220705_000000372066_00187_31303_8227.N1	24-FEB-2008 22:07:05	Straylight	36.500	91	Kap Vel	2.4900	26000.	73	31303	No
287	GOM_NL__2PRFIN20080224_221023_000000422066_00187_31303_8228.N1	24-FEB-2008 22:10:23	Straylight	41.500	65	Lam Vel	2.2040	4400.0	83	31303	No
288	GOM_NL__2PRFIN20080224_222000_000000482066_00187_31303_8229.N1	24-FEB-2008 22:20:00	Twilight	47.500	48	30Alp Hya	1.9770	4100.0	95	31303	No
289	GOM_NL__2PRFIN20080224_223100_000000382066_00187_31303_8230.N1	24-FEB-2008 22:31:00	Bright	38.000	17	78Bet Gem	1.1610	4500.0	76	31303	No
290	GOM_NL__2PRFIN20080224_223212_000000362066_00187_31303_8231.N1	24-FEB-2008 22:32:12	Bright	36.000	24	66Alp Gem	1.5800	10200.	72	31303	No
291	GOM_NL__2PRFIN20080224_224805_000000362066_00187_31303_8232.N1	24-FEB-2008 22:48:05	Bright	35.500	49	1Alp UMi	1.9900	6300.0	71	31303	No
292	GOM_NL__2PRFIN20080224_225526_000000362066_00187_31303_8233.N1	24-FEB-2008 22:55:26	Bright	35.500	89	5Alp Cep	2.4510	8000.0	71	31303	No
293	GOM_NL__2PRFIN20080224_230031_000000352066_00187_31303_8234.N1	24-FEB-2008 23:00:31	Bright	35.000	19	50Alp Cyg	1.2460	10500.	70	31303	No
294	GOM_NL__2PRFIN20080224_230206_000000352066_00187_31303_8235.N1	24-FEB-2008 23:02:06	Bright	35.000	66	37Gam Cyg	2.2080	5900.0	70	31303	No
295	GOM_NL__2PRFIN20080224_230336_000000352066_00187_31303_8236.N1	24-FEB-2008 23:03:36	Bright	35.000	92	53Eps Cyg	2.5000	4500.0	70	31303	No
296	GOM_NL__2PRFIN20080224_231029_000000372066_00187_31303_8237.N1	24-FEB-2008 23:10:29	Bright	36.500	168	17Zet Aql	2.9860	11000.	73	31303	No
297	GOM_NL__2PRFIN20080224_232010_000000412066_00187_31303_8238.N1	24-FEB-2008 23:20:10	Twilight	40.500	155	41Pi Sgr	2.9000	6600.0	81	31303	No
298	GOM_NL__2PRFIN20080224_232155_000000402066_00187_31303_8239.N1	24-FEB-2008 23:21:55	Dark	39.500	57	34Sig Sgr	2.0660	26000.	79	31303	No
299	GOM_NL__2PRFIN20080224_232454_000000432066_00187_31303_8240.N1	24-FEB-2008 23:24:54	Dark	43.000	38	20Eps Sgr	1.8360	11000.	86	31303	No
300	GOM_NL__2PRFIN20080224_232730_000000452066_00187_31303_8241.N1	24-FEB-2008 23:27:30	Dark	45.000	25	35Lam Sco	1.6200	28000.	90	31303	No
301	GOM_NL__2PRFIN20080224_233013_000000392066_00187_31303_8242.N1	24-FEB-2008 23:30:13	Dark	39.000	147	Alp Ara	2.8770	26000.	78	31303	No
302	GOM_NL__2PRFIN20080224_233132_000000452066_00188_31304_8235.N1	24-FEB-2008 23:31:32	Dark	44.500	141	Bet Ara	2.8400	4600.0	89	31304	No
303	GOM_NL__2PRFIN20080224_233451_000000482066_00188_31304_8236.N1	24-FEB-2008 23:34:51	Dark	47.500	43	Alp TrA	1.9100	4250.0	95	31304	No
304	GOM_NL__2PRFIN20080224_233801_000000452066_00188_31304_8237.N1	24-FEB-2008 23:38:01	Dark	44.500	4	Alp1Cen	-0.010000	5800.0	89	31304	No
305	GOM_NL__2PRFIN20080224_233921_000000422066_00188_31304_8238.N1	24-FEB-2008 23:39:21	Dark	41.500	10	Bet Cen	0.61000	28000.	83	31304	No
306	GOM_NL__2PRFIN20080224_234206_000000422066_00188_31304_8239.N1	24-FEB-2008 23:42:06	Dark	42.000	12	Alp1Cru	0.77500	30000.	84	31304	No
307	GOM_NL__2PRFIN20080224_234508_000000432066_00188_31304_8240.N1	24-FEB-2008 23:45:08	Dark	42.500	99	Del Cen	2.5750	26000.	85	31304	No
308	GOM_NL__2PRFIN20080224_234741_000000392066_00188_31304_8241.N1	24-FEB-2008 23:47:41	Straylight	38.500	91	Kap Vel	2.4900	26000.	77	31304	No
309	GOM_NL__2PRFIN20080224_235100_000000432066_00188_31304_8242.N1	24-FEB-2008 23:51:00	Straylight	43.000	65	Lam Vel	2.2040	4400.0	86	31304	No

3. Quality information per product

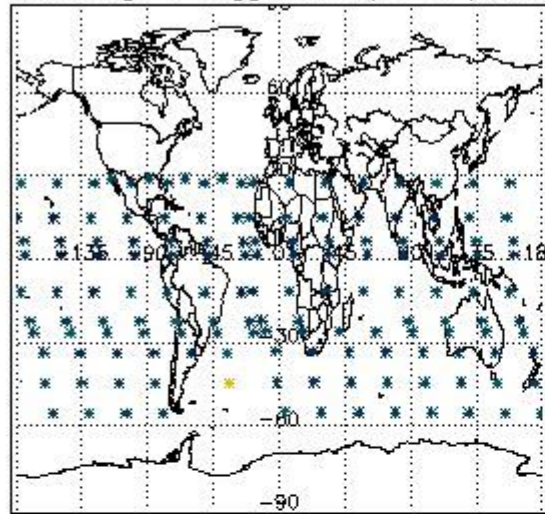
In this section it is plotted some information contained in the Quality Summary data set of the level 2 products. Only products in dark limb conditions and without errors (error flag in the MPH set to "0") are used.

3.1 Plot quality information per product (time dependant)

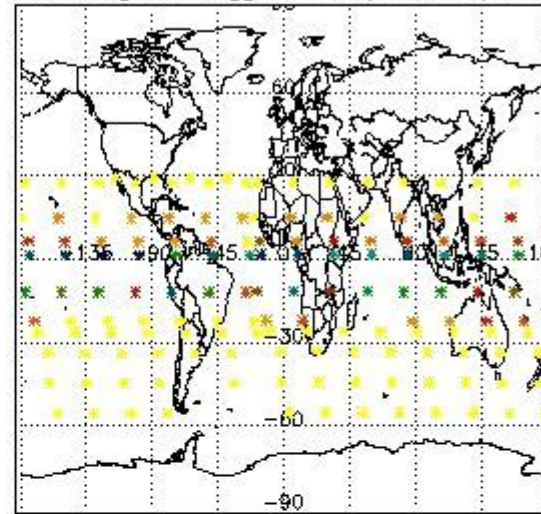


3.2 Plot quality information per product (world map)

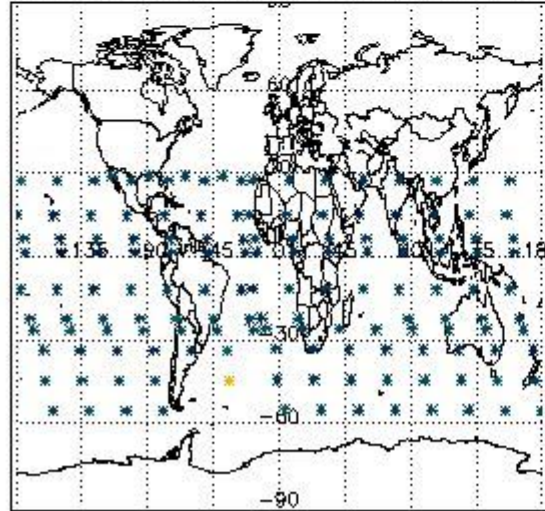
Percentage of flagged data per O3 profile



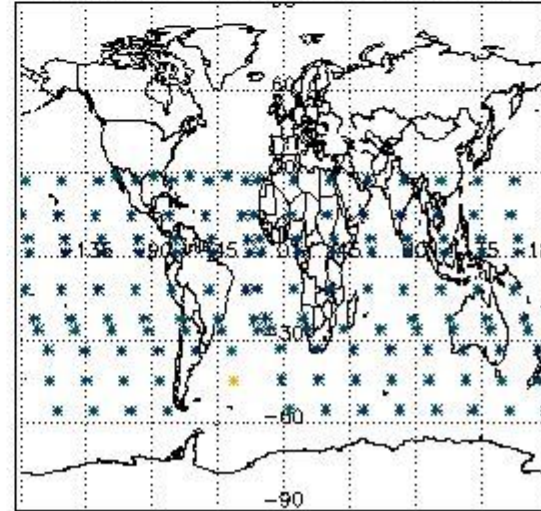
Percentage of flagged data per H2O profile



Percentage of flagged data per NO2 profile



Percentage of flagged data per NO3 profile

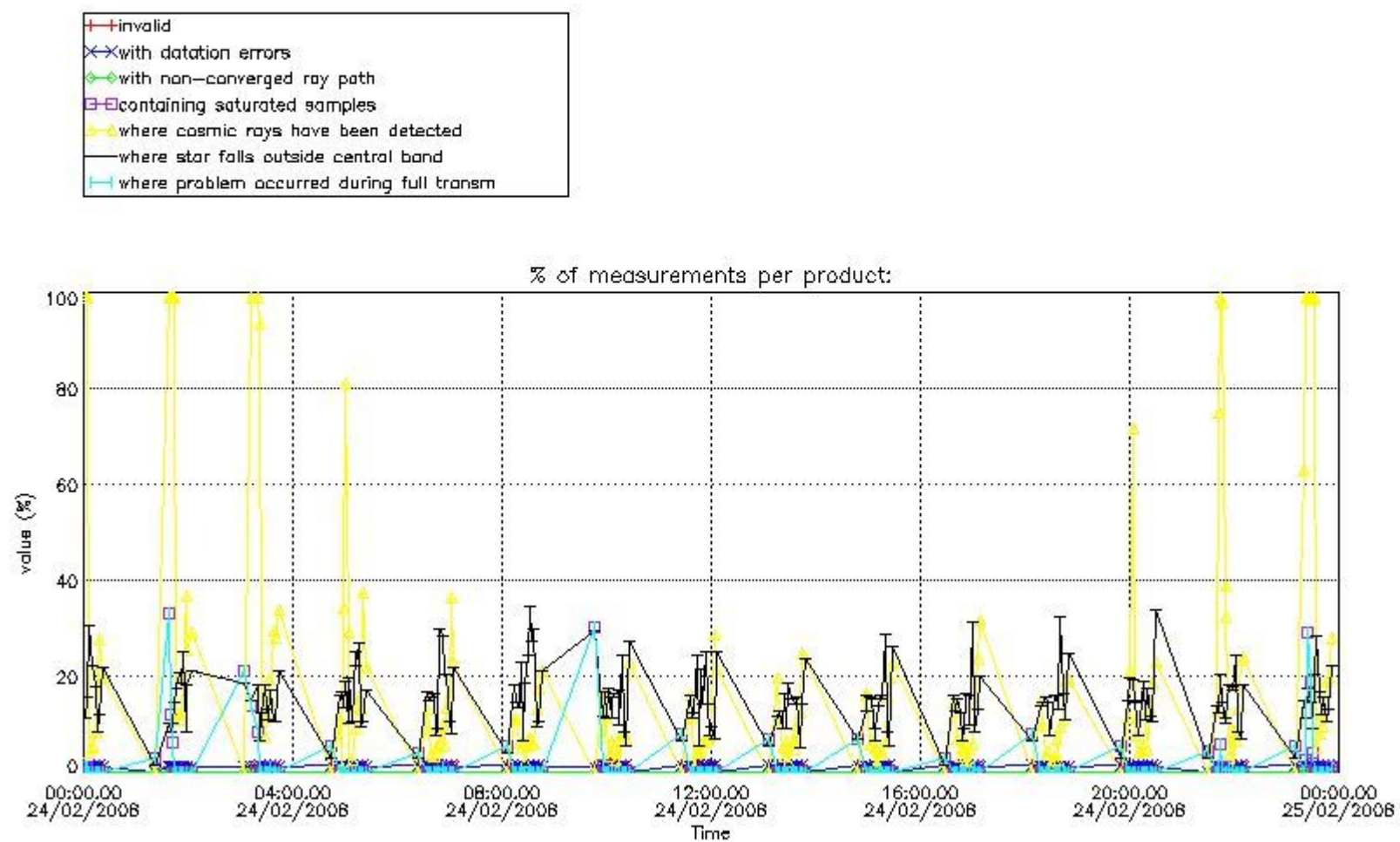


4. Level 1 quality information per product

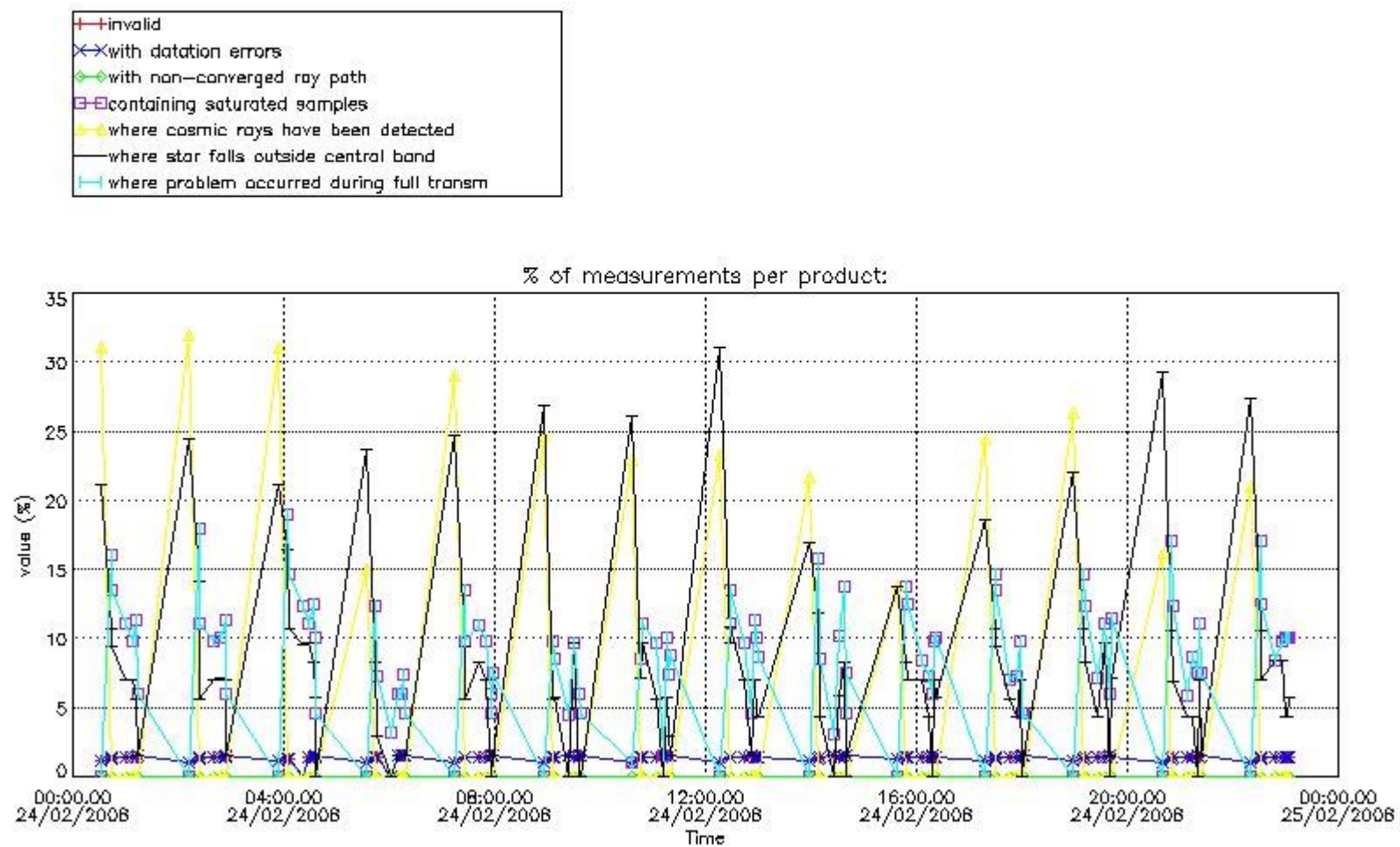
In this section it is plotted some information contained in the Quality Summary data set of the level 2 products that comes from the level 1b processing. Products without errors (error flag in the MPH set to "0") are used.

4.1 Plot quality information per product (time dependant) coming from level 1b processing

4.1.1 Plot level 1 quality information per product (time dependant): ENVISAT ASCENDING passes

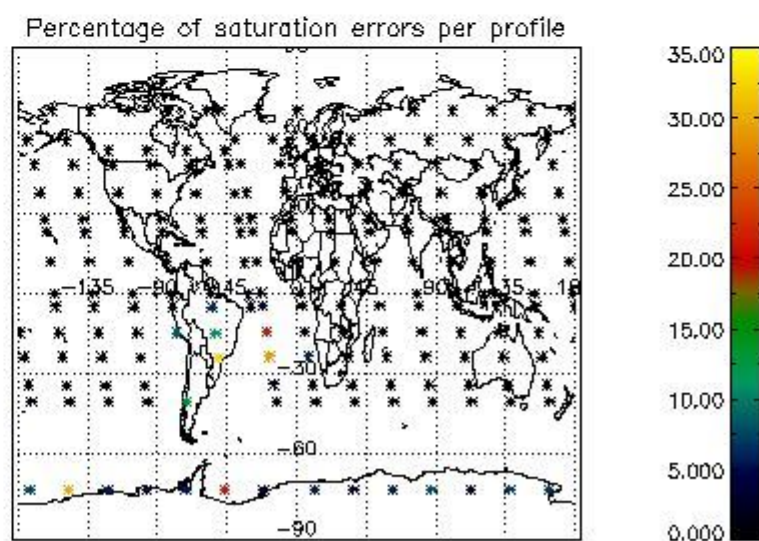
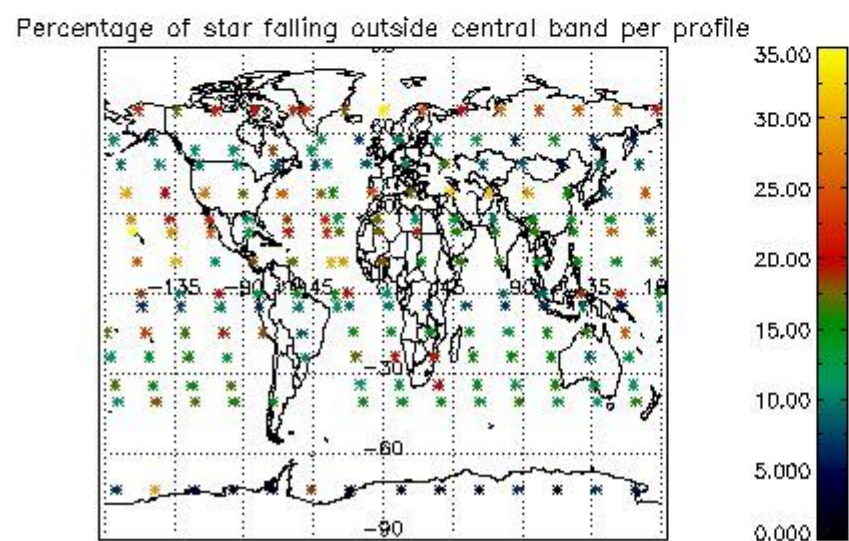
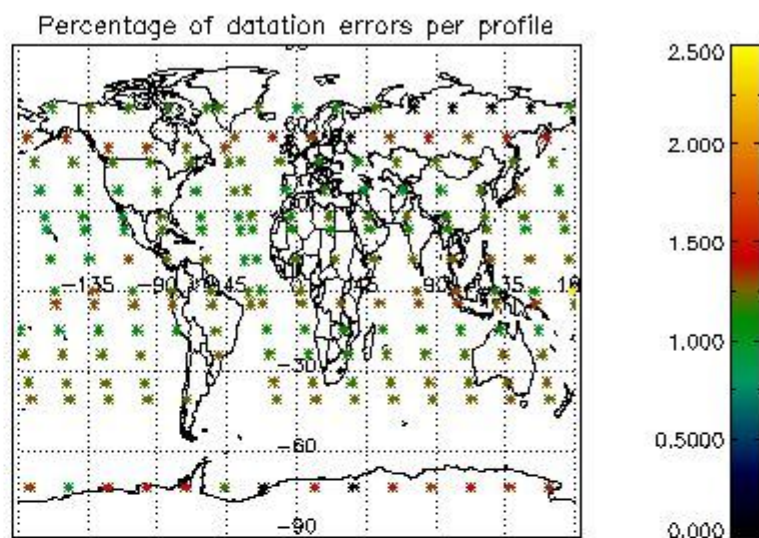
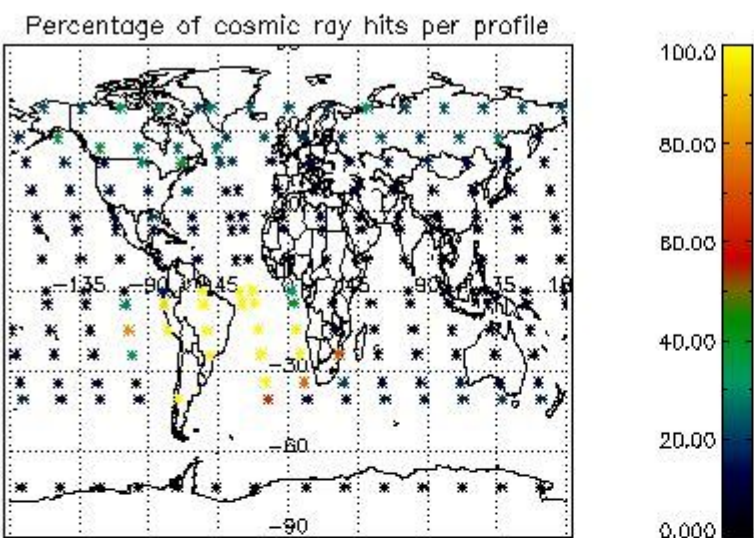


4.1.2 Plot level 1 quality information per product (time dependant): ENVISAT DESCENDING passes

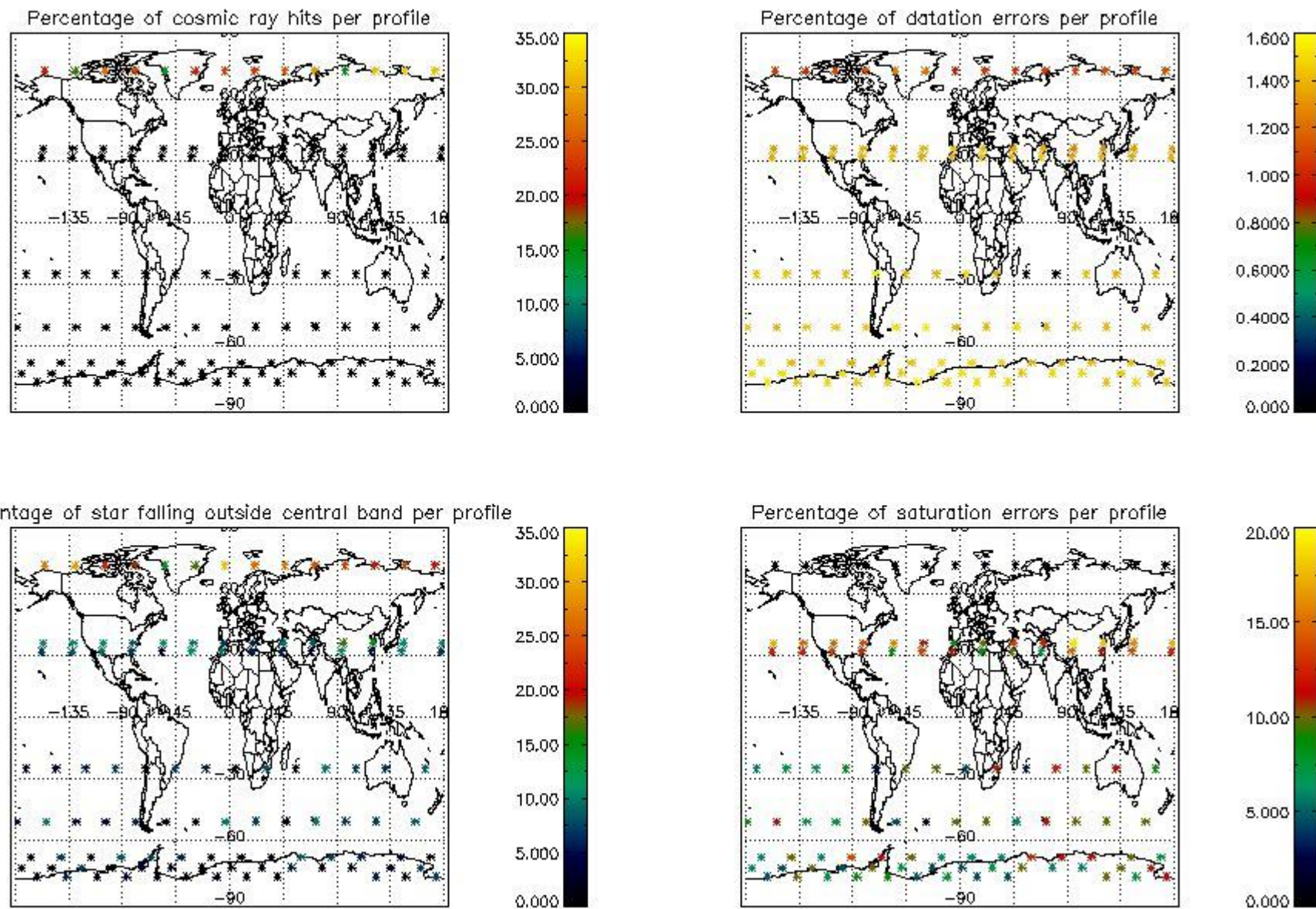


4.2 Plot quality information per product coming from level 1b processing (world map)

4.2.1 Plot level 1 quality information per product (world map): ENVISAT ASCENDING passes



4.2.2 Plot level 1 quality information per product (world map): ENVISAT DESCENDING passes



5. Trace gas profiles

5.1 Ozone statistics based on quality of products

The final quality of the products can be "measured" using the STD (Standard Deviation) attached to every point profile. This information is written to the parameter GOM_NL__2P/NL_LOCAL_SPECIES_DENSITY/o3_std of the level 2 products. The table below shows the statistics for given STD ranges.

The statistics are given with respect to the overall valid production:

- Products without fatal errors: GOM_NL__2P/MPH/PRODUCT_ERR=0
- Valid point profile: GOM_NL__2P/NL_LOCAL_SPECIES_DENSITY/pcd(0)=0

The 'Criteria' is applied to valid points of dark limb products:

- Products in dark limb illumination condition: GOM_NL__2P/NL_SUMMARY_QUALITY/obs_ill_cond=0
- Products without fatal errors: GOM_NL__2P/MPH/PRODUCT_ERR=0
- Valid point profile: GOM_NL__2P/NL_LOCAL_SPECIES_DENSITY/pcd(0)=0

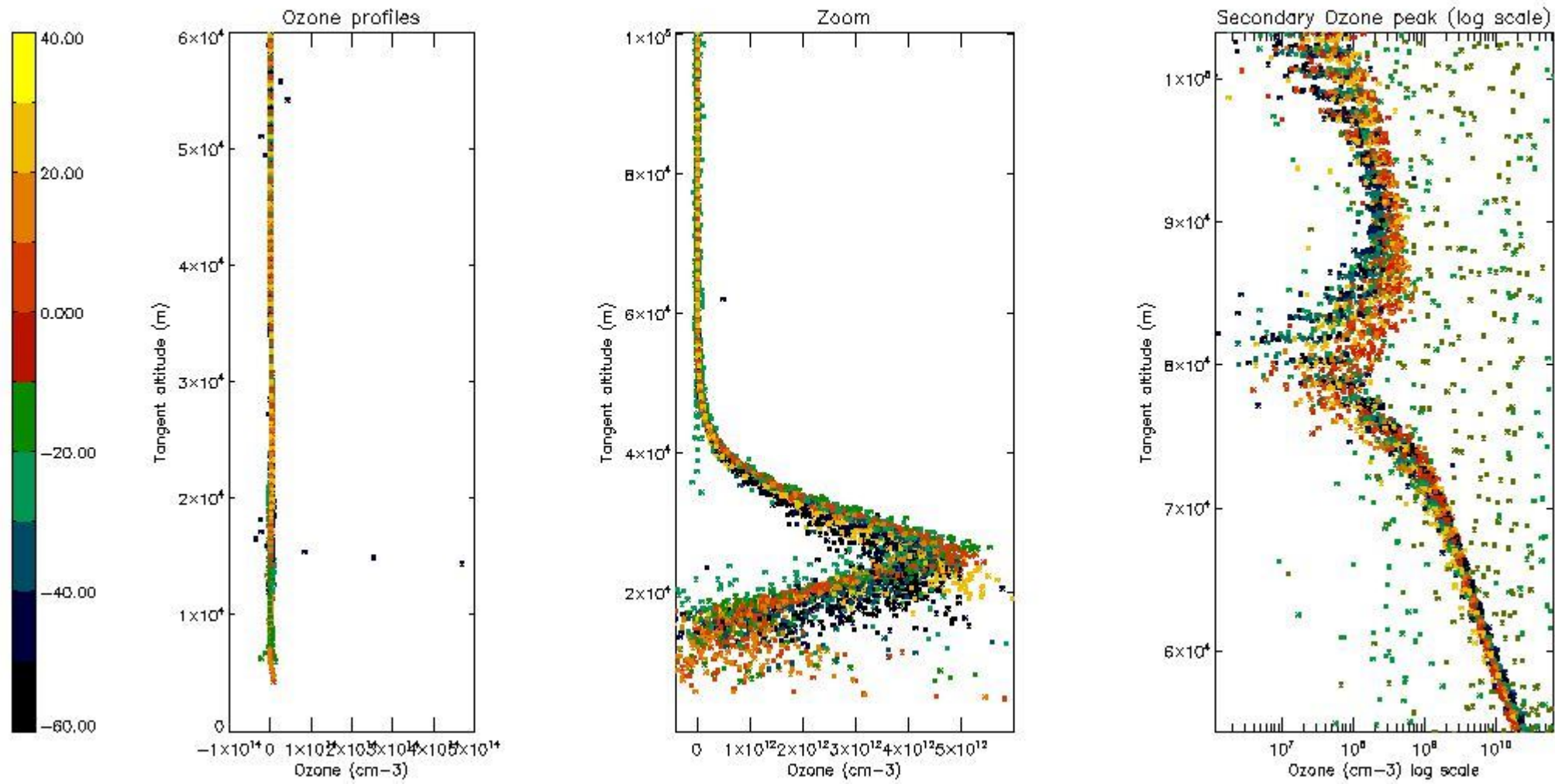
So, the table below shows the percentage of dark limb and valid observations for each criteria with respect to the overall valid daily observations.

Criteria	% of total production
All STD	51
STD < 20	29

STD < 10	24
STD < 5	18

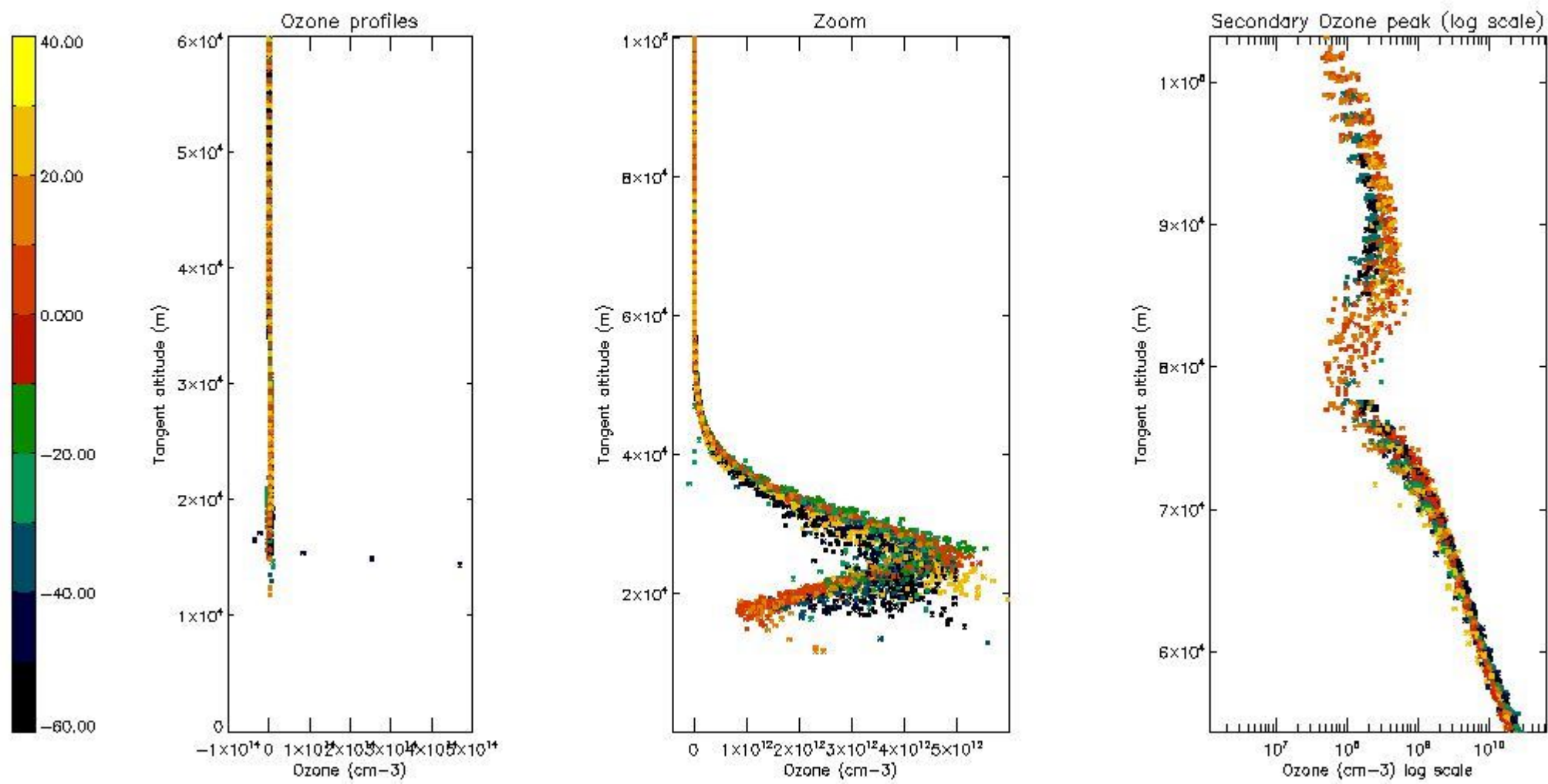
5.2 Plot ozone profiles for all STD (dark without errors)

The colorbar represents the latitude.



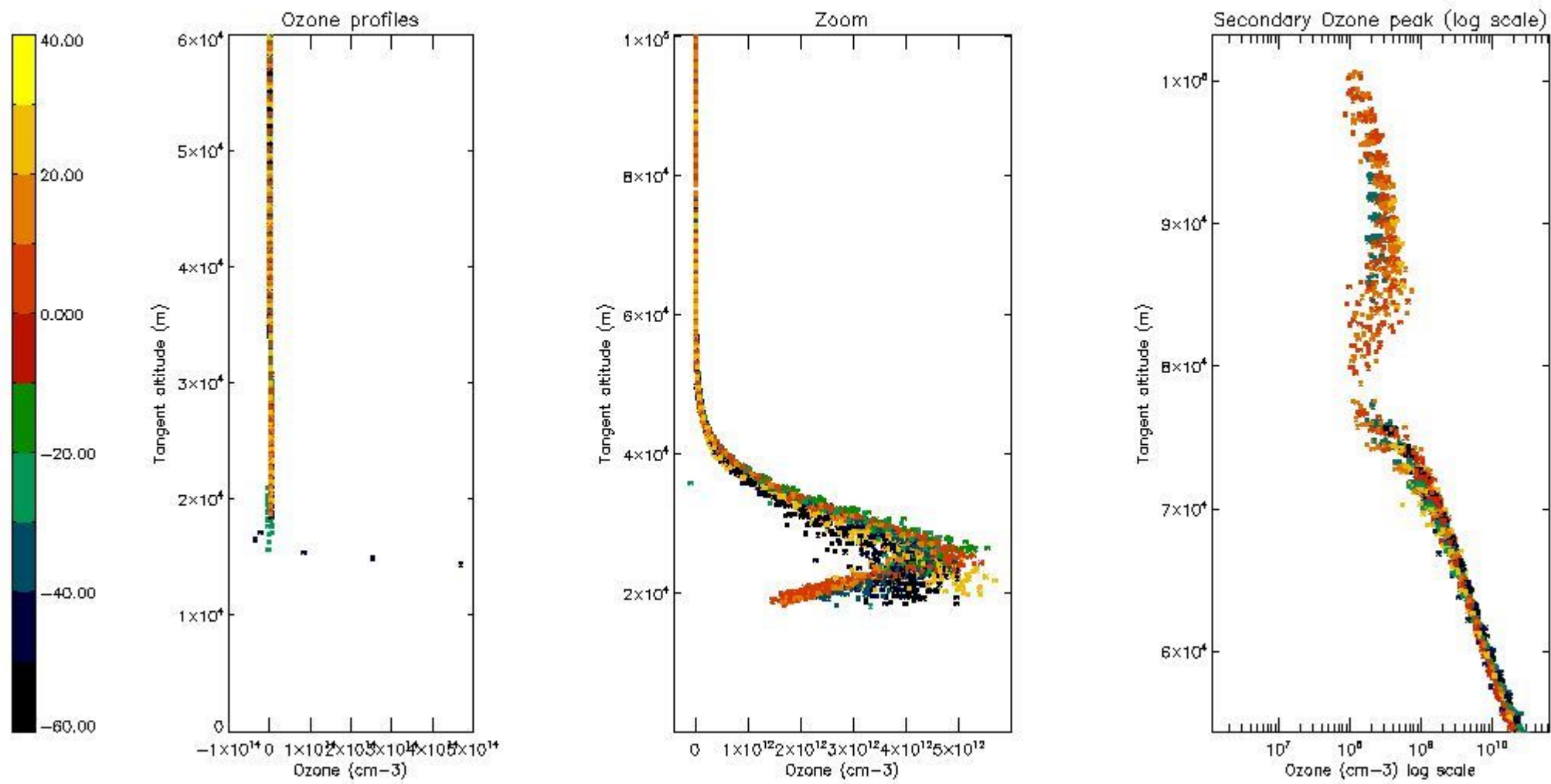
5.3 Plot ozone profiles where STD < 20% (dark without errors)

The colorbar represents the latitude.



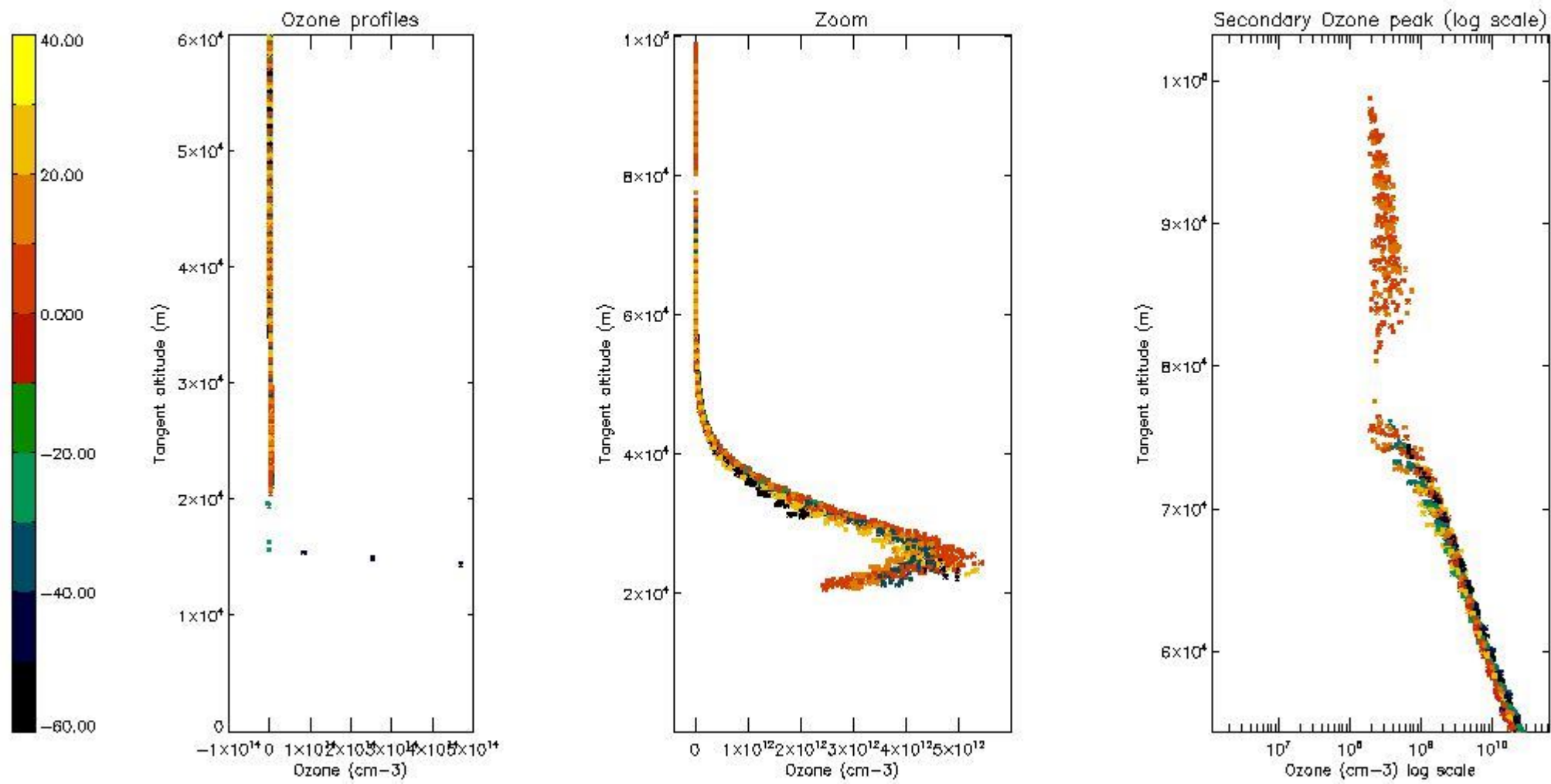
5.4 Plot ozone profiles where $STD < 10\%$ (dark without errors)

The colorbar represents the latitude.



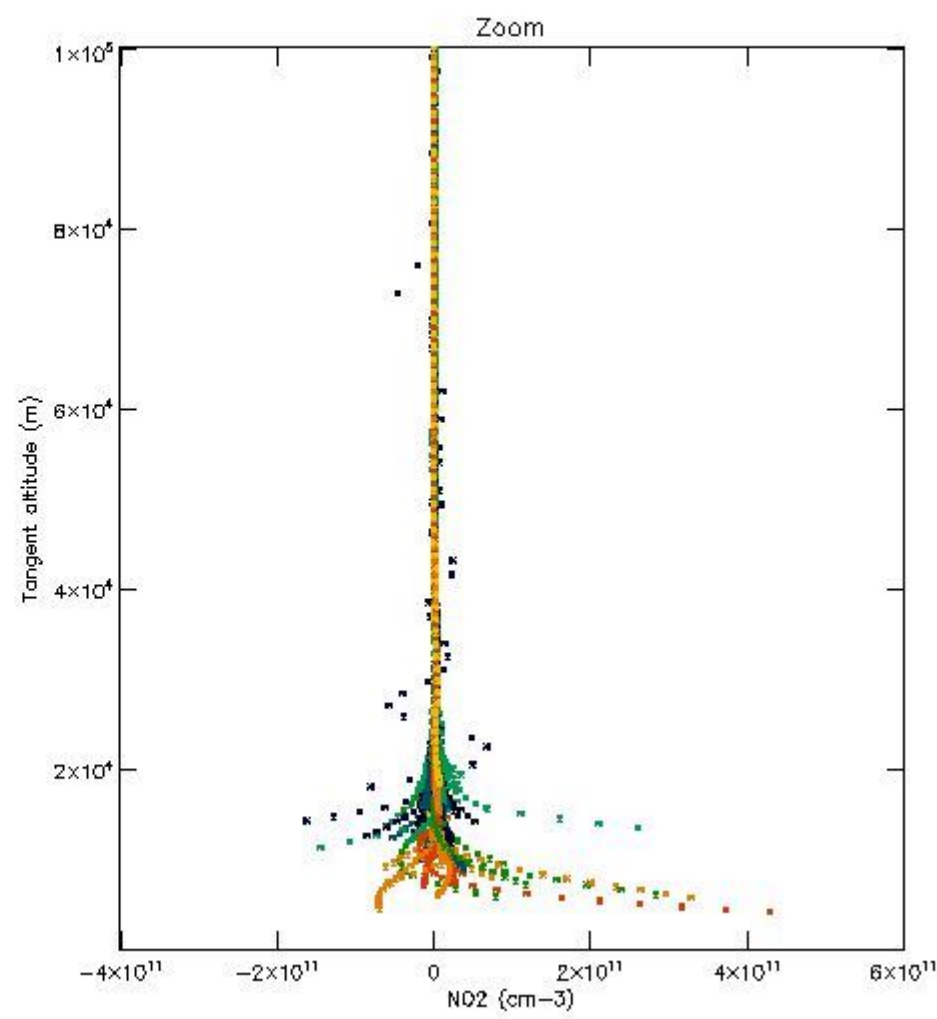
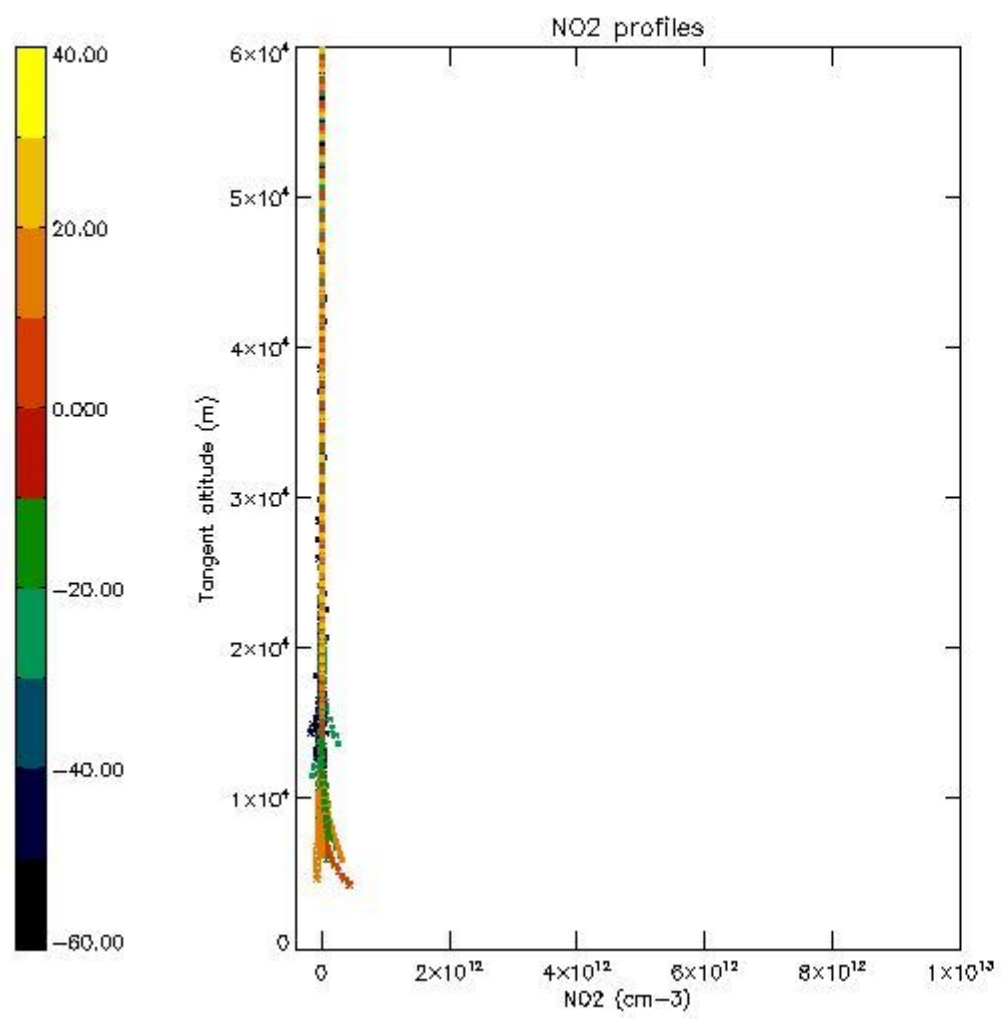
5.5 Plot ozone profiles where $STD < 5\%$ (dark without errors)

The colorbar represents the latitude.



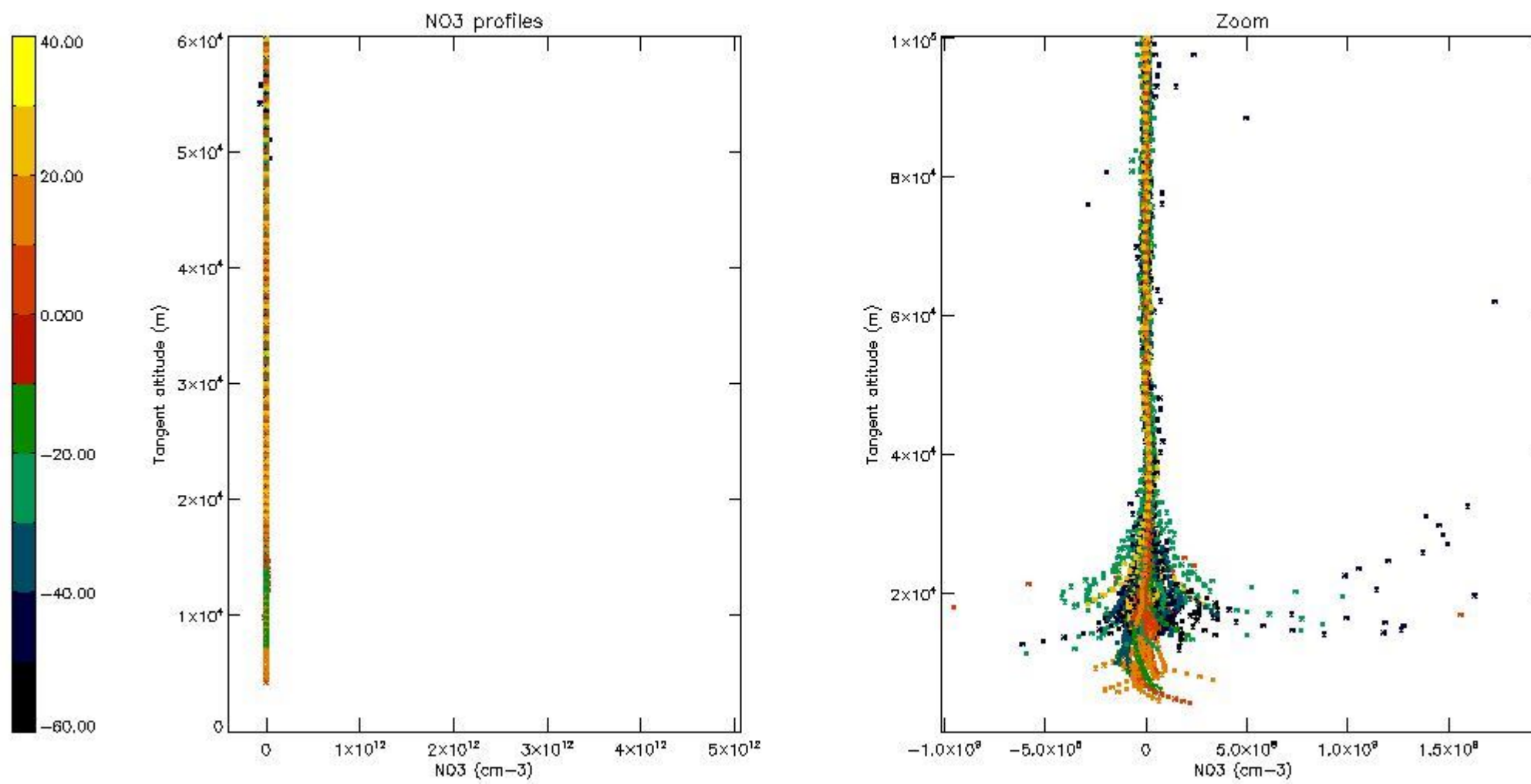
5.6 Plot NO₂ profiles for all STD (dark without errors)

The colorbar represents the latitude.



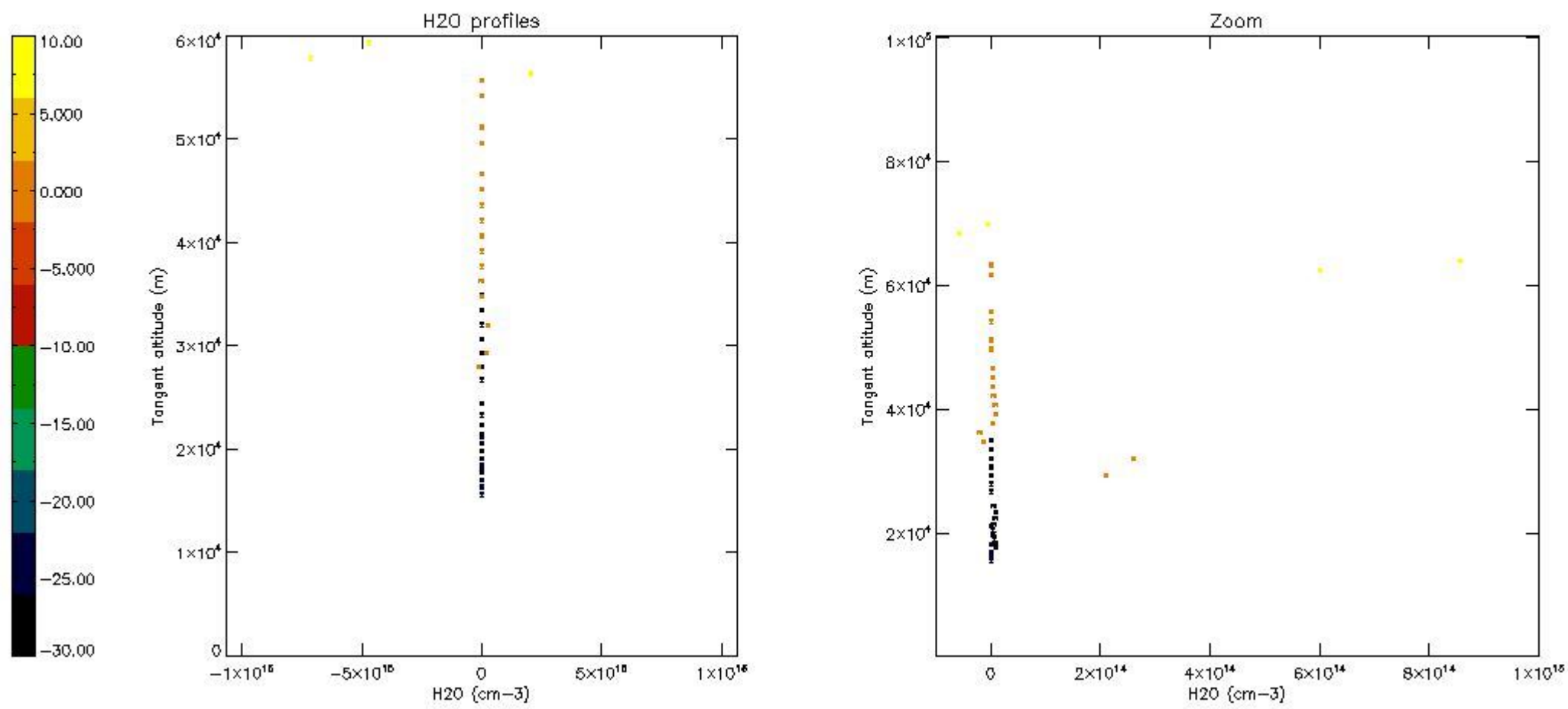
5.7 Plot NO3 profiles for all STD (dark without errors)

The colorbar represents the latitude.



5.8 Plot H₂O profiles for all STD (only for occultations of stars 1,2,3,4,13,14,16,26,63 dark without errors)

The colorbar represents the latitude.



6. Auxiliary Data Files used for the production reported in section 2

The number reported in the third column indicates since which file (see list in section 2) the corresponding auxiliary file has been used. The fourth column is the date of those product files.

Type	Auxiliary Filename	Used since product	Used since product date
INST_PHYS_CHARACTERISTICS	GOM_INS_AXVIEC20091111_143220_20030716_120000_20500101_000000	1	24-FEB-2008 00:01:42
LEVEL-2_PROC_CONFIG	GOM_PR2_AXVIEC20091111_152718_20020301_000000_20500101_000000	1	24-FEB-2008 00:01:42
CROSS_SECTIONS_FILE	GOM_CRS_AXVIEC20091111_154832_20020301_000000_20500101_000000	1	24-FEB-2008 00:01:42

GOMOS Level 2 Daily Report

SUMMARY

[1. General Info](#)

[2. Summary of processed GOM_NL_2P products](#)

[3. Level 2 Quality information per product](#)

[3.1 Plot of level 2 quality information per product \(time dependant\)](#)

[3.2 Plot of level 2 quality information per product \(world map\)](#)

[4. Level 1 Quality information per product \(stored on level 2 products\)](#)

[4.1 Plot of level 1 quality information per product \(time dependant\)](#)

[4.1.1 Plot of level 1 quality information per product \(time dependant\): ASCENDING](#)

[4.1.2 Plot of level 1 quality information per product \(time dependant\): DESCENDING](#)

[4.2 Plot of level 1 quality information per product \(world map\)](#)

[4.2.1 Plot of level 1 quality information per product \(world map\): ASCENDING](#)

[4.2.2 Plot of level 1 quality information per product \(world map\): DESCENDING](#)

[5. Ozone profiles based on quality statistics and other trace gas profiles](#)

[5.1 Ozone statistics based on quality of products](#)

[5.2 Plot ozone profiles for all STD \(dark without errors\)](#)

[5.3 Plot ozone profiles where STD < 20% \(dark without errors\)](#)

[5.4. Plot ozone profiles where STD < 10% \(dark without errors\)](#)

[5.5. Plot ozone profiles where STD < 5% \(dark without errors\)](#)

[5.6 Plot NO2 profiles for all STD \(dark without errors\)](#)

[5.7 Plot NO3 profiles for all STD \(dark without errors\)](#)

[5.8 Plot H2O profiles \(only for occultations of stars 1,2,3,4,13,14,16,26,63 dark without errors\) for all STD](#)

[6. Auxiliary Data Files used for the production reported in section 2](#)

This report presents the daily analysis on parameters extracted from GOMOS level 2 data (GOM_NL__2P). It is intended to monitor some important parameters that will impact the quality of these products. A list of level 2 products (and content) that have arrived during the reporting day to the PCF is also given.

Item	Value
Time of report generation	25APR2013 10:50:57
Data source version	GOMOS/6.01
Start time of products	24-02-2008 (24FEB2008 00:00:00)
Stop time of products	25-02-2008 (25FEB2008 00:00:00)
Store outputs in DB	Yes
Nb of level 2 prods	309
Nb of prods with errors	0

2. Summary of processed GOM_NL__2P products.

Nr	Filename	UTC Start time	Limb	Duration	Star Id	Star Name	Star Mag	Star Temp	Nb Meas	Orbit	Prod. error
1	GOM_NL__2PRFIN20080224_000142_000000412066_00173_31289_8020.N1	24-FEB-2008 00:01:42	Dark	40.500	147	Alp Ara	2.8770	26000.	81	31289	No
2	GOM_NL__2PRFIN20080224_000302_000000422066_00173_31289_8021.N1	24-FEB-2008 00:03:02	Dark	41.500	141	Bet Ara	2.8400	4600.0	83	31289	No
3	GOM_NL__2PRFIN20080224_000623_000000492066_00174_31290_8016.N1	24-FEB-2008 00:06:23	Dark	49.000	43	Alp TrA	1.9100	4250.0	98	31290	No
4	GOM_NL__2PRFIN20080224_000929_000000472066_00174_31290_8017.N1	24-FEB-2008 00:09:29	Dark	47.000	4	Alp1Cen	-0.010000	5800.0	94	31290	No
5	GOM_NL__2PRFIN20080224_001049_000000482066_00174_31290_8018.N1	24-FEB-2008 00:10:49	Dark	47.500	10	Bet Cen	0.61000	28000.	95	31290	No
6	GOM_NL__2PRFIN20080224_001337_000000432066_00174_31290_8019.N1	24-FEB-2008 00:13:37	Dark	42.500	12	Alp1Cru	0.77500	30000.	85	31290	No
7	GOM_NL__2PRFIN20080224_001637_000000422066_00174_31290_8020.N1	24-FEB-2008 00:16:37	Dark	42.000	99	Del Cen	2.5750	26000.	84	31290	No
8	GOM_NL__2PRFIN20080224_001811_000000382066_00174_31290_8021.N1	24-FEB-2008 00:18:11	Dark	38.000	71	lot Car	2.2460	7700.0	76	31290	No
9	GOM_NL__2PRFIN20080224_002234_000000442066_00174_31290_8022.N1	24-FEB-2008 00:22:34	Straylight	43.500	65	Lam Vel	2.2040	4400.0	87	31290	No
10	GOM_NL__2PRFIN20080224_003211_000000452066_00174_31290_8023.N1	24-FEB-2008 00:32:11	Twilight	45.000	48	30Alp Hya	1.9770	4100.0	90	31290	No
11	GOM_NL__2PRFIN20080224_004310_000000382066_00174_31290_8024.N1	24-FEB-2008 00:43:10	Bright	37.500	17	78Bet Gem	1.1610	4500.0	75	31290	No
12	GOM_NL__2PRFIN20080224_004422_000000372066_00174_31290_8025.N1	24-FEB-2008 00:44:22	Bright	37.000	24	66Alp Gem	1.5800	10200.	74	31290	No
13	GOM_NL__2PRFIN20080224_010018_000000362066_00174_31290_8026.N1	24-FEB-2008 01:00:18	Bright	36.000	49	1Alp UMi	1.9900	6300.0	72	31290	No
14	GOM_NL__2PRFIN20080224_010736_000000362066_00174_31290_8027.N1	24-FEB-2008 01:07:36	Bright	35.500	89	5Alp Cep	2.4510	8000.0	71	31290	No
15	GOM_NL__2PRFIN20080224_011242_000000362066_00174_31290_8028.N1	24-FEB-2008 01:12:42	Bright	35.500	19	50Alp Cyg	1.2460	10500.	71	31290	No
16	GOM_NL__2PRFIN20080224_011417_000000342066_00174_31290_8029.N1	24-FEB-2008 01:14:17	Bright	33.500	66	37Gam Cyg	2.2080	5900.0	67	31290	No
17	GOM_NL__2PRFIN20080224_012238_000000352066_00174_31290_8030.N1	24-FEB-2008 01:22:38	Bright	35.000	168	17Zet Aql	2.9860	11000.	70	31290	No
18	GOM_NL__2PRFIN20080224_013700_000000402066_00174_31290_8031.N1	24-FEB-2008 01:37:00	Dark	39.500	38	20Eps Sgr	1.8360	11000.	79	31290	No
19	GOM_NL__2PRFIN20080224_013933_000000422066_00174_31290_8032.N1	24-FEB-2008 01:39:33	Dark	42.000	25	35Lam Sco	1.6200	28000.	84	31290	No
20	GOM_NL__2PRFIN20080224_014218_000000402066_00174_31290_8033.N1	24-FEB-2008 01:42:18	Dark	40.000	147	Alp Ara	2.8770	26000.	80	31290	No
21	GOM_NL__2PRFIN20080224_014339_000000422066_00174_31290_8034.N1	24-FEB-2008 01:43:39	Dark	41.500	141	Bet Ara	2.8400	4600.0	83	31290	No
22	GOM_NL__2PRFIN20080224_014659_000000412066_00175_31291_8031.N1	24-FEB-2008 01:46:59	Dark	40.500	43	Alp TrA	1.9100	4250.0	81	31291	No
23	GOM_NL__2PRFIN20080224_015006_000000462066_00175_31291_8032.N1	24-FEB-2008 01:50:06	Dark	46.000	4	Alp1Cen	-0.010000	5800.0	92	31291	No
24	GOM_NL__2PRFIN20080224_015125_000000462066_00175_31291_8033.N1	24-FEB-2008 01:51:25	Dark	45.500	10	Bet Cen	0.61000	28000.	91	31291	No
25	GOM_NL__2PRFIN20080224_015413_000000482066_00175_31291_8034.N1	24-FEB-2008 01:54:13	Dark	47.500	12	Alp1Cru	0.77500	30000.	95	31291	No
26	GOM_NL__2PRFIN20080224_015714_000000422066_00175_31291_8035.N1	24-FEB-2008 01:57:14	Dark	42.000	99	Del Cen	2.5750	26000.	84	31291	No
27	GOM_NL__2PRFIN20080224_015847_000000412066_00175_31291_8036.N1	24-FEB-2008 01:58:47	Dark	41.000	71	lot Car	2.2460	7700.0	82	31291	No
28	GOM_NL__2PRFIN20080224_020310_000000432066_00175_31291_8037.N1	24-FEB-2008 02:03:10	Straylight	43.000	65	Lam Vel	2.2040	4400.0	86	31291	No
29	GOM_NL__2PRFIN20080224_021247_000000472066_00175_31291_8038.N1	24-FEB-2008 02:12:47	Twilight	47.000	48	30Alp Hya	1.9770	4100.0	94	31291	No
30	GOM_NL__2PRFIN20080224_022346_000000392066_00175_31291_8039.N1	24-FEB-2008 02:23:46	Bright	39.000	17	78Bet Gem	1.1610	4500.0	78	31291	No
31	GOM_NL__2PRFIN20080224_022458_000000362066_00175_31291_8040.N1	24-FEB-2008 02:24:58	Bright	36.000	24	66Alp Gem	1.5800	10200.	72	31291	No
32	GOM_NL__2PRFIN20080224_024054_000000362066_00175_31291_8041.N1	24-FEB-2008 02:40:54	Bright	35.500	49	1Alp UMi	1.9900	6300.0	71	31291	No
33	GOM_NL__2PRFIN20080224_024812_000000352066_00175_31291_8042.N1	24-FEB-2008 02:48:12	Bright	35.000	89	5Alp Cep	2.4510	8000.0	70	31291	No
34	GOM_NL__2PRFIN20080224_025318_000000362066_00175_31291_8043.N1	24-FEB-2008 02:53:18	Bright	35.500	19	50Alp Cyg	1.2460	10500.	71	31291	No
35	GOM_NL__2PRFIN20080224_025453_000000342066_00175_31291_8044.N1	24-FEB-2008 02:54:53	Bright	33.500	66	37Gam Cyg	2.2080	5900.0	67	31291	No
36	GOM_NL__2PRFIN20080224_030315_000000432066_00175_31291_8045.N1	24-FEB-2008 03:03:15	Bright	43.000	168	17Zet Aql	2.9860	11000.	86	31291	No
37	GOM_NL__2PRFIN20080224_031254_000000402066_00175_31291_8046.N1	24-FEB-2008 03:12:54	Twilight	40.000	155	41Pi Sgr	2.9000	6600.0	80	31291	No
38	GOM_NL__2PRFIN20080224_032010_000000472066_00175_31291_8047.N1	24-FEB-2008 03:20:10	Dark	47.000	25	35Lam Sco	1.6200	28000.	94	31291	No
39	GOM_NL__2PRFIN20080224_032255_000000392066_00175_31291_8048.N1	24-FEB-2008 03:22:55	Dark	38.500	147	Alp Ara	2.8770	26000.	77	31291	No
40	GOM_NL__2PRFIN20080224_032415_000000412066_00175_31291_8049.N1	24-FEB-2008 03:24:15	Dark	40.500	141	Bet Ara	2.8400	4600.0	81	31291	No
41	GOM_NL__2PRFIN20080224_032735_000000412066_00176_31292_8053.N1	24-FEB-2008 03:27:35	Dark	41.000	43	Alp TrA	1.9100	4250.0	82	31292	No
42	GOM_NL__2PRFIN20080224_033042_000000432066_00176_31292_8054.N1	24-FEB-2008 03:30:42	Dark	42.500	4	Alp1Cen	-0.010000	5800.0	85	31292	No

43	GOM_NL__2PRFIN20080224_033202_000000422066_00176_31292_8055.N1	24-FEB-2008 03:32:02	Dark	41.500	10	Bet Cen	0.61000	28000.	83	31292	No
44	GOM_NL__2PRFIN20080224_033450_000000442066_00176_31292_8056.N1	24-FEB-2008 03:34:50	Dark	43.500	12	Alp1Cru	0.77500	30000.	87	31292	No
45	GOM_NL__2PRFIN20080224_033750_000000432066_00176_31292_8057.N1	24-FEB-2008 03:37:50	Dark	42.500	99	Del Cen	2.5750	26000.	85	31292	No
46	GOM_NL__2PRFIN20080224_033923_000000382066_00176_31292_8058.N1	24-FEB-2008 03:39:23	Dark	37.500	71	lot Car	2.2460	7700.0	75	31292	No
47	GOM_NL__2PRFIN20080224_034346_000000432066_00176_31292_8059.N1	24-FEB-2008 03:43:46	Straylight	43.000	65	Lam Vel	2.2040	4400.0	86	31292	No
48	GOM_NL__2PRFIN20080224_035324_000000452066_00176_31292_8060.N1	24-FEB-2008 03:53:24	Twilight	45.000	48	30Alp Hya	1.9770	4100.0	90	31292	No
49	GOM_NL__2PRFIN20080224_040422_000000402066_00176_31292_8061.N1	24-FEB-2008 04:04:22	Bright	39.500	17	78Bet Gem	1.1610	4500.0	79	31292	No
50	GOM_NL__2PRFIN20080224_040534_000000382066_00176_31292_8062.N1	24-FEB-2008 04:05:34	Bright	37.500	24	66Alp Gem	1.5800	10200.	75	31292	No
51	GOM_NL__2PRFIN20080224_042130_000000372066_00176_31292_8063.N1	24-FEB-2008 04:21:30	Bright	36.500	49	1Alp UMi	1.9900	6300.0	73	31292	No
52	GOM_NL__2PRFIN20080224_042848_000000362066_00176_31292_8064.N1	24-FEB-2008 04:28:48	Bright	36.000	89	5Alp Cep	2.4510	8000.0	72	31292	No
53	GOM_NL__2PRFIN20080224_043354_000000362066_00176_31292_8065.N1	24-FEB-2008 04:33:54	Bright	36.000	19	50Alp Cyg	1.2460	10500.	72	31292	No
54	GOM_NL__2PRFIN20080224_043529_000000352066_00176_31292_8066.N1	24-FEB-2008 04:35:29	Bright	35.000	66	37Gam Cyg	2.2080	5900.0	70	31292	No
55	GOM_NL__2PRFIN20080224_043659_000000332066_00176_31292_8067.N1	24-FEB-2008 04:36:59	Bright	33.000	92	53Eps Cyg	2.5000	4500.0	66	31292	No
56	GOM_NL__2PRFIN20080224_044351_000000372066_00176_31292_8068.N1	24-FEB-2008 04:43:51	Bright	36.500	168	17Zet Aql	2.9860	11000.	73	31292	No
57	GOM_NL__2PRFIN20080224_045330_000000412066_00176_31292_8069.N1	24-FEB-2008 04:53:30	Twilight	41.000	155	41Pi Sgr	2.9000	6600.0	82	31292	No
58	GOM_NL__2PRFIN20080224_045515_000000422066_00176_31292_8070.N1	24-FEB-2008 04:55:15	Dark	42.000	57	34Sig Sgr	2.0660	26000.	84	31292	No
59	GOM_NL__2PRFIN20080224_045813_000000412066_00176_31292_8071.N1	24-FEB-2008 04:58:13	Dark	41.000	38	20Eps Sgr	1.8360	11000.	82	31292	No
60	GOM_NL__2PRFIN20080224_050046_000000482066_00176_31292_8072.N1	24-FEB-2008 05:00:46	Dark	47.500	25	35Lam Sco	1.6200	28000.	95	31292	No
61	GOM_NL__2PRFIN20080224_050331_000000402066_00176_31292_8073.N1	24-FEB-2008 05:03:31	Dark	39.500	147	Alp Ara	2.8770	26000.	79	31292	No
62	GOM_NL__2PRFIN20080224_050451_000000432066_00176_31292_8074.N1	24-FEB-2008 05:04:51	Dark	43.000	141	Bet Ara	2.8400	4600.0	86	31292	No
63	GOM_NL__2PRFIN20080224_050812_000000382066_00177_31293_8065.N1	24-FEB-2008 05:08:12	Dark	38.000	43	Alp TrA	1.9100	4250.0	76	31293	No
64	GOM_NL__2PRFIN20080224_051119_000000502066_00177_31293_8066.N1	24-FEB-2008 05:11:19	Dark	49.500	4	Alp1Cen	-0.010000	5800.0	99	31293	No
65	GOM_NL__2PRFIN20080224_051239_000000482066_00177_31293_8067.N1	24-FEB-2008 05:12:39	Dark	47.500	10	Bet Cen	0.61000	28000.	95	31293	No
66	GOM_NL__2PRFIN20080224_051526_000000492066_00177_31293_8068.N1	24-FEB-2008 05:15:26	Dark	48.500	12	Alp1Cru	0.77500	30000.	97	31293	No
67	GOM_NL__2PRFIN20080224_051827_000000422066_00177_31293_8069.N1	24-FEB-2008 05:18:27	Dark	42.000	99	Del Cen	2.5750	26000.	84	31293	No
68	GOM_NL__2PRFIN20080224_051959_000000382066_00177_31293_8070.N1	24-FEB-2008 05:19:59	Dark	37.500	71	lot Car	2.2460	7700.0	75	31293	No
69	GOM_NL__2PRFIN20080224_052422_000000412066_00177_31293_8071.N1	24-FEB-2008 05:24:22	Straylight	41.000	65	Lam Vel	2.2040	4400.0	82	31293	No
70	GOM_NL__2PRFIN20080224_053400_000000472066_00177_31293_8072.N1	24-FEB-2008 05:34:00	Twilight	46.500	48	30Alp Hya	1.9770	4100.0	93	31293	No
71	GOM_NL__2PRFIN20080224_054459_000000372066_00177_31293_8073.N1	24-FEB-2008 05:44:59	Bright	36.500	17	78Bet Gem	1.1610	4500.0	73	31293	No
72	GOM_NL__2PRFIN20080224_054610_000000352066_00177_31293_8074.N1	24-FEB-2008 05:46:10	Bright	34.500	24	66Alp Gem	1.5800	10200.	69	31293	No
73	GOM_NL__2PRFIN20080224_060206_000000322066_00177_31293_8075.N1	24-FEB-2008 06:02:06	Bright	32.000	49	1Alp UMi	1.9900	6300.0	64	31293	No
74	GOM_NL__2PRFIN20080224_060925_000000342066_00177_31293_8076.N1	24-FEB-2008 06:09:25	Bright	33.500	89	5Alp Cep	2.4510	8000.0	67	31293	No
75	GOM_NL__2PRFIN20080224_061430_000000342066_00177_31293_8077.N1	24-FEB-2008 06:14:30	Bright	33.500	19	50Alp Cyg	1.2460	10500.	67	31293	No
76	GOM_NL__2PRFIN20080224_061605_000000342066_00177_31293_8078.N1	24-FEB-2008 06:16:05	Bright	34.000	66	37Gam Cyg	2.2080	5900.0	68	31293	No
77	GOM_NL__2PRFIN20080224_061735_000000332066_00177_31293_8079.N1	24-FEB-2008 06:17:35	Bright	33.000	92	53Eps Cyg	2.5000	4500.0	66	31293	No
78	GOM_NL__2PRFIN20080224_062427_000000362066_00177_31293_8080.N1	24-FEB-2008 06:24:27	Bright	36.000	168	17Zet Aql	2.9860	11000.	72	31293	No
79	GOM_NL__2PRFIN20080224_063407_000000422066_00177_31293_8081.N1	24-FEB-2008 06:34:07	Twilight	41.500	155	41Pi Sgr	2.9000	6600.0	83	31293	No
80	GOM_NL__2PRFIN20080224_063551_000000412066_00177_31293_8082.N1	24-FEB-2008 06:35:51	Dark	40.500	57	34Sig Sgr	2.0660	26000.	81	31293	No
81	GOM_NL__2PRFIN20080224_063850_000000422066_00177_31293_8083.N1	24-FEB-2008 06:38:50	Dark	41.500	38	20Eps Sgr	1.8360	11000.	83	31293	No
82	GOM_NL__2PRFIN20080224_064123_000000462066_00177_31293_8084.N1	24-FEB-2008 06:41:23	Dark	46.000	25	35Lam Sco	1.6200	28000.	92	31293	No
83	GOM_NL__2PRFIN20080224_064408_000000392066_00177_31293_8085.N1	24-FEB-2008 06:44:08	Dark	38.500	147	Alp Ara	2.8770	26000.	77	31293	No
84	GOM_NL__2PRFIN20080224_064528_000000392066_00177_31293_8086.N1	24-FEB-2008 06:45:28	Dark	38.500	141	Bet Ara	2.8400	4600.0	77	31293	No
85	GOM_NL__2PRFIN20080224_064848_000000492066_00178_31294_8079.N1	24-FEB-2008 06:48:48	Dark	48.500	43	Alp TrA	1.9100	4250.0	97	31294	No
86	GOM_NL__2PRFIN20080224_065155_000000512066_00178_31294_8080.N1	24-FEB-2008 06:51:55	Dark	51.000	4	Alp1Cen	-0.010000	5800.0	102	31294	No
87	GOM_NL__2PRFIN20080224_065315_000000472066_00178_31294_8081.N1	24-FEB-2008 06:53:15	Dark	46.500	10	Bet Cen	0.61000	28000.	93	31294	No
88	GOM_NL__2PRFIN20080224_065603_000000452066_00178_31294_8082.N1	24-FEB-2008 06:56:03	Dark	44.500	12	Alp1Cru	0.77500	30000.	89	31294	No
89	GOM_NL__2PRFIN20080224_065903_000000432066_00178_31294_8083.N1	24-FEB-2008 06:59:03	Dark	42.500	99	Del Cen	2.5750	26000.	85	31294	No
90	GOM_NL__2PRFIN20080224_070140_000000372066_00178_31294_8084.N1	24-FEB-2008 07:01:40	Straylight	37.000	91	Kap Vel	2.4900	26000.	74	31294	No
91	GOM_NL__2PRFIN20080224_070458_000000442066_00178_31294_8085.N1	24-FEB-2008 07:04:58	Straylight	43.500	65	Lam Vel	2.2040	4400.0	87	31294	No
92	GOM_NL__2PRFIN20080224_071436_000000472066_00178_31294_8086.N1	24-FEB-2008 07:14:36	Twilight	46.500	48	30Alp Hya	1.9770	4100.0	93	31294	No
93	GOM_NL__2PRFIN20080224_072535_000000372066_00178_31294_8087.N1	24-FEB-2008 07:25:35	Bright	37.000	17	78Bet Gem	1.1610	4500.0	74	31294	No
94	GOM_NL__2PRFIN20080224_072646_000000362066_00178_31294_8088.N1	24-FEB-2008 07:26:46	Bright	35.500	24	66Alp Gem	1.5800	10200.	71	31294	No
95	GOM_NL__2PRFIN20080224_074242_000000372066_00178_31294_8089.N1	24-FEB-2008 07:42:42	Bright	36.500	49	1Alp UMi	1.9900	6300.0	73	31294	No
96	GOM_NL__2PRFIN20080224_075001_000000362066_00178_31294_8090.N1	24-FEB-2008 07:50:01	Bright	35.500	89	5Alp Cep	2.4510	8000.0	71	31294	No
97	GOM_NL__2PRFIN20080224_075507_000000342066_00178_31294_8091.N1	24-FEB-2008 07:55:07	Bright	33.500	19	50Alp Cyg	1.2460	10500.	67	31294	No
98	GOM_NL__2PRFIN20080224_075641_000000332066_00178_31294_8092.N1	24-FEB-2008 07:56:41	Bright	33.000	66	37Gam Cyg	2.2080	5900.0	66	31294	No
99	GOM_NL__2PRFIN20080224_075811_000000342066_00178_31294_8093.N1	24-FEB-2008 07:58:11	Bright	33.500	92	53Eps Cyg	2.5000	4500.0	67	31294	No
100	GOM_NL__2PRFIN20080224_080503_000000372066_00178_31294_8094.N1	24-FEB-2008 08:05:03	Bright	36.500	168	17Zet Aql	2.9860	11000.	73	31294	No
101	GOM_NL__2PRFIN20080224_081443_000000422066_00178_31294_8095.N1	24-FEB-2008 08:14:43	Twilight	41.500	155	41Pi Sgr	2.9000	6600.0	83	31294	No

102	GOM_NL__2PRFIN20080224_081628_000000412066_00178_31294_8096.N1	24-FEB-2008 08:16:28	Dark	41.000	57	34Sig Sgr	2.0660	26000.	82	31294	No
103	GOM_NL__2PRFIN20080224_081926_000000412066_00178_31294_8097.N1	24-FEB-2008 08:19:26	Dark	40.500	38	20Eps Sgr	1.8360	11000.	81	31294	No
104	GOM_NL__2PRFIN20080224_082200_000000502066_00178_31294_8098.N1	24-FEB-2008 08:22:00	Dark	50.000	25	35Lam Sco	1.6200	28000.	100	31294	No
105	GOM_NL__2PRFIN20080224_082444_000000382066_00178_31294_8099.N1	24-FEB-2008 08:24:44	Dark	38.000	147	Alp Ara	2.8770	26000.	76	31294	No
106	GOM_NL__2PRFIN20080224_082604_000000432066_00179_31295_8100.N1	24-FEB-2008 08:26:04	Dark	43.000	141	Bet Ara	2.8400	4600.0	86	31295	No
107	GOM_NL__2PRFIN20080224_082924_000000452066_00179_31295_8093.N1	24-FEB-2008 08:29:24	Dark	45.000	43	Alp TrA	1.9100	4250.0	90	31295	No
108	GOM_NL__2PRFIN20080224_083232_000000552066_00179_31295_8094.N1	24-FEB-2008 08:32:32	Dark	55.000	4	Alp1Cen	-0.010000	5800.0	110	31295	No
109	GOM_NL__2PRFIN20080224_083352_000000512066_00179_31295_8095.N1	24-FEB-2008 08:33:52	Dark	51.000	10	Bet Cen	0.61000	28000.	102	31295	No
110	GOM_NL__2PRFIN20080224_083639_000000512066_00179_31295_8096.N1	24-FEB-2008 08:36:39	Dark	50.500	12	Alp1Cru	0.77500	30000.	101	31295	No
111	GOM_NL__2PRFIN20080224_083940_000000432066_00179_31295_8097.N1	24-FEB-2008 08:39:40	Dark	42.500	99	Del Cen	2.5750	26000.	85	31295	No
112	GOM_NL__2PRFIN20080224_084216_000000382066_00179_31295_8098.N1	24-FEB-2008 08:42:16	Straylight	37.500	91	Kap Vel	2.4900	26000.	75	31295	No
113	GOM_NL__2PRFIN20080224_084534_000000432066_00179_31295_8099.N1	24-FEB-2008 08:45:34	Straylight	43.000	65	Lam Vel	2.2040	4400.0	86	31295	No
114	GOM_NL__2PRFIN20080224_085512_000000492066_00179_31295_8100.N1	24-FEB-2008 08:55:12	Twilight	48.500	48	30Alp Hya	1.9770	4100.0	97	31295	No
115	GOM_NL__2PRFIN20080224_090611_000000362066_00179_31295_8101.N1	24-FEB-2008 09:06:11	Bright	35.500	17	78Bet Gem	1.1610	4500.0	71	31295	No
116	GOM_NL__2PRFIN20080224_090723_000000352066_00179_31295_8102.N1	24-FEB-2008 09:07:23	Bright	35.000	24	66Alp Gem	1.5800	10200.	70	31295	No
117	GOM_NL__2PRFIN20080224_092318_000000342066_00179_31295_8103.N1	24-FEB-2008 09:23:18	Bright	33.500	49	1Alp UMi	1.9900	6300.0	67	31295	No
118	GOM_NL__2PRFIN20080224_093037_000000362066_00179_31295_8104.N1	24-FEB-2008 09:30:37	Bright	36.000	89	5Alp Cep	2.4510	8000.0	72	31295	No
119	GOM_NL__2PRFIN20080224_093543_000000342066_00179_31295_8105.N1	24-FEB-2008 09:35:43	Bright	33.500	19	50Alp Cyg	1.2460	10500.	67	31295	No
120	GOM_NL__2PRFIN20080224_093717_000000332066_00179_31295_8106.N1	24-FEB-2008 09:37:17	Bright	33.000	66	37Gam Cyg	2.2080	5900.0	66	31295	No
121	GOM_NL__2PRFIN20080224_093847_000000332066_00179_31295_8107.N1	24-FEB-2008 09:38:47	Bright	32.500	92	53Eps Cyg	2.5000	4500.0	65	31295	No
122	GOM_NL__2PRFIN20080224_094540_000000502066_00179_31295_8108.N1	24-FEB-2008 09:45:40	Bright	49.500	168	17Zet Aql	2.9860	11000.	99	31295	No
123	GOM_NL__2PRFIN20080224_095519_000000392066_00179_31295_8109.N1	24-FEB-2008 09:55:19	Twilight	39.000	155	41Pi Sgr	2.9000	6600.0	78	31295	No
124	GOM_NL__2PRFIN20080224_095704_000000422066_00179_31295_8110.N1	24-FEB-2008 09:57:04	Dark	41.500	57	34Sig Sgr	2.0660	26000.	83	31295	No
125	GOM_NL__2PRFIN20080224_100003_000000402066_00179_31295_8111.N1	24-FEB-2008 10:00:03	Dark	40.000	38	20Eps Sgr	1.8360	11000.	80	31295	No
126	GOM_NL__2PRFIN20080224_100236_000000462066_00179_31295_8112.N1	24-FEB-2008 10:02:36	Dark	46.000	25	35Lam Sco	1.6200	28000.	92	31295	No
127	GOM_NL__2PRFIN20080224_100521_000000412066_00179_31295_8113.N1	24-FEB-2008 10:05:21	Dark	40.500	147	Alp Ara	2.8770	26000.	81	31295	No
128	GOM_NL__2PRFIN20080224_100641_000000422066_00180_31296_8106.N1	24-FEB-2008 10:06:41	Dark	41.500	141	Bet Ara	2.8400	4600.0	83	31296	No
129	GOM_NL__2PRFIN20080224_101001_000000402066_00180_31296_8107.N1	24-FEB-2008 10:10:01	Dark	40.000	43	Alp TrA	1.9100	4250.0	80	31296	No
130	GOM_NL__2PRFIN20080224_101308_000000442066_00180_31296_8108.N1	24-FEB-2008 10:13:08	Dark	44.000	4	Alp1Cen	-0.010000	5800.0	88	31296	No
131	GOM_NL__2PRFIN20080224_101428_000000412066_00180_31296_8109.N1	24-FEB-2008 10:14:28	Dark	40.500	10	Bet Cen	0.61000	28000.	81	31296	No
132	GOM_NL__2PRFIN20080224_101715_000000472066_00180_31296_8110.N1	24-FEB-2008 10:17:15	Dark	47.000	12	Alp1Cru	0.77500	30000.	94	31296	No
133	GOM_NL__2PRFIN20080224_102016_000000422066_00180_31296_8111.N1	24-FEB-2008 10:20:16	Dark	41.500	99	Del Cen	2.5750	26000.	83	31296	No
134	GOM_NL__2PRFIN20080224_102252_000000362066_00180_31296_8112.N1	24-FEB-2008 10:22:52	Straylight	35.500	91	Kap Vel	2.4900	26000.	71	31296	No
135	GOM_NL__2PRFIN20080224_102611_000000462066_00180_31296_8113.N1	24-FEB-2008 10:26:11	Straylight	46.000	65	Lam Vel	2.2040	4400.0	92	31296	No
136	GOM_NL__2PRFIN20080224_103548_000000482066_00180_31296_8114.N1	24-FEB-2008 10:35:48	Twilight	48.000	48	30Alp Hya	1.9770	4100.0	96	31296	No
137	GOM_NL__2PRFIN20080224_104647_000000352066_00180_31296_8115.N1	24-FEB-2008 10:46:47	Bright	35.000	17	78Bet Gem	1.1610	4500.0	70	31296	No
138	GOM_NL__2PRFIN20080224_104759_000000362066_00180_31296_8116.N1	24-FEB-2008 10:47:59	Bright	36.000	24	66Alp Gem	1.5800	10200.	72	31296	No
139	GOM_NL__2PRFIN20080224_110353_000000362066_00180_31296_8117.N1	24-FEB-2008 11:03:53	Bright	36.000	49	1Alp UMi	1.9900	6300.0	72	31296	No
140	GOM_NL__2PRFIN20080224_111113_000000332066_00180_31296_8118.N1	24-FEB-2008 11:11:13	Bright	32.500	89	5Alp Cep	2.4510	8000.0	65	31296	No
141	GOM_NL__2PRFIN20080224_111619_000000352066_00180_31296_8119.N1	24-FEB-2008 11:16:19	Bright	35.000	19	50Alp Cyg	1.2460	10500.	70	31296	No
142	GOM_NL__2PRFIN20080224_111753_000000342066_00180_31296_8120.N1	24-FEB-2008 11:17:53	Bright	34.000	66	37Gam Cyg	2.2080	5900.0	68	31296	No
143	GOM_NL__2PRFIN20080224_111923_000000342066_00180_31296_8121.N1	24-FEB-2008 11:19:23	Bright	34.000	92	53Eps Cyg	2.5000	4500.0	68	31296	No
144	GOM_NL__2PRFIN20080224_112616_000000382066_00180_31296_8122.N1	24-FEB-2008 11:26:16	Bright	37.500	168	17Zet Aql	2.9860	11000.	75	31296	No
145	GOM_NL__2PRFIN20080224_113555_000000412066_00180_31296_8123.N1	24-FEB-2008 11:35:55	Twilight	40.500	155	41Pi Sgr	2.9000	6600.0	81	31296	No
146	GOM_NL__2PRFIN20080224_113740_000000402066_00180_31296_8124.N1	24-FEB-2008 11:37:40	Dark	39.500	57	34Sig Sgr	2.0660	26000.	79	31296	No
147	GOM_NL__2PRFIN20080224_114039_000000412066_00180_31296_8125.N1	24-FEB-2008 11:40:39	Dark	40.500	38	20Eps Sgr	1.8360	11000.	81	31296	No
148	GOM_NL__2PRFIN20080224_114313_000000512066_00180_31296_8126.N1	24-FEB-2008 11:43:13	Dark	51.000	25	35Lam Sco	1.6200	28000.	102	31296	No
149	GOM_NL__2PRFIN20080224_114557_000000382066_00180_31296_8127.N1	24-FEB-2008 11:45:57	Dark	37.500	147	Alp Ara	2.8770	26000.	75	31296	No
150	GOM_NL__2PRFIN20080224_114717_000000452066_00181_31297_8132.N1	24-FEB-2008 11:47:17	Dark	44.500	141	Bet Ara	2.8400	4600.0	89	31297	No
151	GOM_NL__2PRFIN20080224_115037_000000392066_00181_31297_8133.N1	24-FEB-2008 11:50:37	Dark	39.000	43	Alp TrA	1.9100	4250.0	78	31297	No
152	GOM_NL__2PRFIN20080224_115345_000000482066_00181_31297_8134.N1	24-FEB-2008 11:53:45	Dark	48.000	4	Alp1Cen	-0.010000	5800.0	96	31297	No
153	GOM_NL__2PRFIN20080224_115505_000000432066_00181_31297_8135.N1	24-FEB-2008 11:55:05	Dark	42.500	10	Bet Cen	0.61000	28000.	85	31297	No
154	GOM_NL__2PRFIN20080224_115752_000000392066_00181_31297_8136.N1	24-FEB-2008 11:57:52	Dark	39.000	12	Alp1Cru	0.77500	30000.	78	31297	No
155	GOM_NL__2PRFIN20080224_120053_000000422066_00181_31297_8137.N1	24-FEB-2008 12:00:53	Dark	42.000	99	Del Cen	2.5750	26000.	84	31297	No
156	GOM_NL__2PRFIN20080224_120328_000000372066_00181_31297_8138.N1	24-FEB-2008 12:03:28	Straylight	36.500	91	Kap Vel	2.4900	26000.	73	31297	No
157	GOM_NL__2PRFIN20080224_120647_000000442066_00181_31297_8139.N1	24-FEB-2008 12:06:47	Straylight	44.000	65	Lam Vel	2.2040	4400.0	88	31297	No
158	GOM_NL__2PRFIN20080224_121624_000000522066_00181_31297_8140.N1	24-FEB-2008 12:16:24	Twilight	51.500	48	30Alp Hya	1.9770	4100.0	103	31297	No
159	GOM_NL__2PRFIN20080224_122723_000000362066_00181_31297_8141.N1	24-FEB-2008 12:27:23	Bright	36.000	17	78Bet Gem	1.1610	4500.0	72	31297	No
160	GOM_NL__2PRFIN20080224_122835_000000372066_00181_31297_8142.N1	24-FEB-2008 12:28:35	Bright	37.000	24	66Alp Gem	1.5800	10200.	74	31297	No

161	GOM_NL__2PRFIN20080224_124429_000000362066_00181_31297_8143.N1	24-FEB-2008 12:44:29	Bright	36.000	49	1Alp UMi	1.9900	6300.0	72	31297	No
162	GOM_NL__2PRFIN20080224_125149_000000332066_00181_31297_8144.N1	24-FEB-2008 12:51:49	Bright	33.000	89	5Alp Cep	2.4510	8000.0	66	31297	No
163	GOM_NL__2PRFIN20080224_125655_000000362066_00181_31297_8145.N1	24-FEB-2008 12:56:55	Bright	35.500	19	50Alp Cyg	1.2460	10500.	71	31297	No
164	GOM_NL__2PRFIN20080224_125829_000000352066_00181_31297_8146.N1	24-FEB-2008 12:58:29	Bright	35.000	66	37Gam Cyg	2.2080	5900.0	70	31297	No
165	GOM_NL__2PRFIN20080224_130000_000000352066_00181_31297_8147.N1	24-FEB-2008 13:00:00	Bright	34.500	92	53Eps Cyg	2.5000	4500.0	69	31297	No
166	GOM_NL__2PRFIN20080224_130652_000000372066_00181_31297_8148.N1	24-FEB-2008 13:06:52	Bright	37.000	168	17Zet Aql	2.9860	11000.	74	31297	No
167	GOM_NL__2PRFIN20080224_131632_000000392066_00181_31297_8149.N1	24-FEB-2008 13:16:32	Twilight	38.500	155	41Pi Sgr	2.9000	6600.0	77	31297	No
168	GOM_NL__2PRFIN20080224_131817_000000402066_00181_31297_8150.N1	24-FEB-2008 13:18:17	Dark	39.500	57	34Sig Sgr	2.0660	26000.	79	31297	No
169	GOM_NL__2PRFIN20080224_132115_000000392066_00181_31297_8151.N1	24-FEB-2008 13:21:15	Dark	39.000	38	20Eps Sgr	1.8360	11000.	78	31297	No
170	GOM_NL__2PRFIN20080224_132350_000000462066_00181_31297_8152.N1	24-FEB-2008 13:23:50	Dark	46.000	25	35Lam Sco	1.6200	28000.	92	31297	No
171	GOM_NL__2PRFIN20080224_132634_000000392066_00181_31297_8153.N1	24-FEB-2008 13:26:34	Dark	39.000	147	Alp Ara	2.8770	26000.	78	31297	No
172	GOM_NL__2PRFIN20080224_132754_000000432066_00182_31298_8147.N1	24-FEB-2008 13:27:54	Dark	43.000	141	Bet Ara	2.8400	4600.0	86	31298	No
173	GOM_NL__2PRFIN20080224_133113_000000402066_00182_31298_8148.N1	24-FEB-2008 13:31:13	Dark	39.500	43	Alp TrA	1.9100	4250.0	79	31298	No
174	GOM_NL__2PRFIN20080224_133421_000000432066_00182_31298_8149.N1	24-FEB-2008 13:34:21	Dark	42.500	4	Alp1Cen	-0.010000	5800.0	85	31298	No
175	GOM_NL__2PRFIN20080224_133541_000000432066_00182_31298_8150.N1	24-FEB-2008 13:35:41	Dark	42.500	10	Bet Cen	0.61000	28000.	85	31298	No
176	GOM_NL__2PRFIN20080224_133828_000000422066_00182_31298_8151.N1	24-FEB-2008 13:38:28	Dark	41.500	12	Alp1Cru	0.77500	30000.	83	31298	No
177	GOM_NL__2PRFIN20080224_134129_000000412066_00182_31298_8152.N1	24-FEB-2008 13:41:29	Dark	40.500	99	Del Cen	2.5750	26000.	81	31298	No
178	GOM_NL__2PRFIN20080224_134405_000000392066_00182_31298_8153.N1	24-FEB-2008 13:44:05	Straylight	38.500	91	Kap Vel	2.4900	26000.	77	31298	No
179	GOM_NL__2PRFIN20080224_134723_000000432066_00182_31298_8154.N1	24-FEB-2008 13:47:23	Straylight	42.500	65	Lam Vel	2.2040	4400.0	85	31298	No
180	GOM_NL__2PRFIN20080224_135700_000000422066_00182_31298_8155.N1	24-FEB-2008 13:57:00	Tw_and_stray	41.500	48	30Alp Hya	1.9770	4100.0	83	31298	No
181	GOM_NL__2PRFIN20080224_140759_000000382066_00182_31298_8156.N1	24-FEB-2008 14:07:59	Bright	38.000	17	78Bet Gem	1.1610	4500.0	76	31298	No
182	GOM_NL__2PRFIN20080224_140911_000000352066_00182_31298_8157.N1	24-FEB-2008 14:09:11	Bright	35.000	24	66Alp Gem	1.5800	10200.	70	31298	No
183	GOM_NL__2PRFIN20080224_142505_000000332066_00182_31298_8158.N1	24-FEB-2008 14:25:05	Bright	32.500	49	1Alp UMi	1.9900	6300.0	65	31298	No
184	GOM_NL__2PRFIN20080224_143225_000000352066_00182_31298_8159.N1	24-FEB-2008 14:32:25	Bright	34.500	89	5Alp Cep	2.4510	8000.0	69	31298	No
185	GOM_NL__2PRFIN20080224_143731_000000372066_00182_31298_8160.N1	24-FEB-2008 14:37:31	Bright	36.500	19	50Alp Cyg	1.2460	10500.	73	31298	No
186	GOM_NL__2PRFIN20080224_143905_000000332066_00182_31298_8161.N1	24-FEB-2008 14:39:05	Bright	33.000	66	37Gam Cyg	2.2080	5900.0	66	31298	No
187	GOM_NL__2PRFIN20080224_144036_000000342066_00182_31298_8162.N1	24-FEB-2008 14:40:36	Bright	33.500	92	53Eps Cyg	2.5000	4500.0	67	31298	No
188	GOM_NL__2PRFIN20080224_144728_000000372066_00182_31298_8163.N1	24-FEB-2008 14:47:28	Bright	37.000	168	17Zet Aql	2.9860	11000.	74	31298	No
189	GOM_NL__2PRFIN20080224_145708_000000402066_00182_31298_8164.N1	24-FEB-2008 14:57:08	Twilight	39.500	155	41Pi Sgr	2.9000	6600.0	79	31298	No
190	GOM_NL__2PRFIN20080224_145853_000000412066_00182_31298_8165.N1	24-FEB-2008 14:58:53	Dark	41.000	57	34Sig Sgr	2.0660	26000.	82	31298	No
191	GOM_NL__2PRFIN20080224_150152_000000422066_00182_31298_8166.N1	24-FEB-2008 15:01:52	Dark	42.000	38	20Eps Sgr	1.8360	11000.	84	31298	No
192	GOM_NL__2PRFIN20080224_150426_000000462066_00182_31298_8167.N1	24-FEB-2008 15:04:26	Dark	45.500	25	35Lam Sco	1.6200	28000.	91	31298	No
193	GOM_NL__2PRFIN20080224_150710_000000382066_00182_31298_8168.N1	24-FEB-2008 15:07:10	Dark	38.000	147	Alp Ara	2.8770	26000.	76	31298	No
194	GOM_NL__2PRFIN20080224_150830_000000392066_00183_31299_8160.N1	24-FEB-2008 15:08:30	Dark	38.500	141	Bet Ara	2.8400	4600.0	77	31299	No
195	GOM_NL__2PRFIN20080224_151149_000000402066_00183_31299_8161.N1	24-FEB-2008 15:11:49	Dark	39.500	43	Alp TrA	1.9100	4250.0	79	31299	No
196	GOM_NL__2PRFIN20080224_151458_000000442066_00183_31299_8162.N1	24-FEB-2008 15:14:58	Dark	43.500	4	Alp1Cen	-0.010000	5800.0	87	31299	No
197	GOM_NL__2PRFIN20080224_151618_000000432066_00183_31299_8163.N1	24-FEB-2008 15:16:18	Dark	43.000	10	Bet Cen	0.61000	28000.	86	31299	No
198	GOM_NL__2PRFIN20080224_151904_000000492066_00183_31299_8164.N1	24-FEB-2008 15:19:04	Dark	49.000	12	Alp1Cru	0.77500	30000.	98	31299	No
199	GOM_NL__2PRFIN20080224_152206_000000422066_00183_31299_8165.N1	24-FEB-2008 15:22:06	Dark	41.500	99	Del Cen	2.5750	26000.	83	31299	No
200	GOM_NL__2PRFIN20080224_152441_000000362066_00183_31299_8166.N1	24-FEB-2008 15:24:41	Straylight	35.500	91	Kap Vel	2.4900	26000.	71	31299	No
201	GOM_NL__2PRFIN20080224_152759_000000442066_00183_31299_8167.N1	24-FEB-2008 15:27:59	Straylight	44.000	65	Lam Vel	2.2040	4400.0	88	31299	No
202	GOM_NL__2PRFIN20080224_153736_000000402066_00183_31299_8168.N1	24-FEB-2008 15:37:36	Tw_and_stray	40.000	48	30Alp Hya	1.9770	4100.0	80	31299	No
203	GOM_NL__2PRFIN20080224_154835_000000372066_00183_31299_8169.N1	24-FEB-2008 15:48:35	Bright	36.500	17	78Bet Gem	1.1610	4500.0	73	31299	No
204	GOM_NL__2PRFIN20080224_154947_000000362066_00183_31299_8170.N1	24-FEB-2008 15:49:47	Bright	36.000	24	66Alp Gem	1.5800	10200.	72	31299	No
205	GOM_NL__2PRFIN20080224_160541_000000362066_00183_31299_8171.N1	24-FEB-2008 16:05:41	Bright	35.500	49	1Alp UMi	1.9900	6300.0	71	31299	No
206	GOM_NL__2PRFIN20080224_161301_000000352066_00183_31299_8172.N1	24-FEB-2008 16:13:01	Bright	34.500	89	5Alp Cep	2.4510	8000.0	69	31299	No
207	GOM_NL__2PRFIN20080224_161807_000000342066_00183_31299_8173.N1	24-FEB-2008 16:18:07	Bright	33.500	19	50Alp Cyg	1.2460	10500.	67	31299	No
208	GOM_NL__2PRFIN20080224_161941_000000362066_00183_31299_8174.N1	24-FEB-2008 16:19:41	Bright	35.500	66	37Gam Cyg	2.2080	5900.0	71	31299	No
209	GOM_NL__2PRFIN20080224_162112_000000352066_00183_31299_8175.N1	24-FEB-2008 16:21:12	Bright	35.000	92	53Eps Cyg	2.5000	4500.0	70	31299	No
210	GOM_NL__2PRFIN20080224_162804_000000362066_00183_31299_8176.N1	24-FEB-2008 16:28:04	Bright	35.500	168	17Zet Aql	2.9860	11000.	71	31299	No
211	GOM_NL__2PRFIN20080224_163744_000000412066_00183_31299_8177.N1	24-FEB-2008 16:37:44	Twilight	41.000	155	41Pi Sgr	2.9000	6600.0	82	31299	No
212	GOM_NL__2PRFIN20080224_163930_000000402066_00183_31299_8178.N1	24-FEB-2008 16:39:30	Dark	39.500	57	34Sig Sgr	2.0660	26000.	79	31299	No
213	GOM_NL__2PRFIN20080224_164228_000000432066_00183_31299_8179.N1	24-FEB-2008 16:42:28	Dark	42.500	38	20Eps Sgr	1.8360	11000.	85	31299	No
214	GOM_NL__2PRFIN20080224_164503_000000442066_00183_31299_8180.N1	24-FEB-2008 16:45:03	Dark	44.000	25	35Lam Sco	1.6200	28000.	88	31299	No
215	GOM_NL__2PRFIN20080224_164747_000000382066_00183_31299_8181.N1	24-FEB-2008 16:47:47	Dark	38.000	147	Alp Ara	2.8770	26000.	76	31299	No
216	GOM_NL__2PRFIN20080224_164907_000000392066_00184_31300_8175.N1	24-FEB-2008 16:49:07	Dark	38.500	141	Bet Ara	2.8400	4600.0	77	31300	No
217	GOM_NL__2PRFIN20080224_165226_000000402066_00184_31300_8176.N1	24-FEB-2008 16:52:26	Dark	40.000	43	Alp TrA	1.9100	4250.0	80	31300	No
218	GOM_NL__2PRFIN20080224_165535_000000442066_00184_31300_8177.N1	24-FEB-2008 16:55:35	Dark	44.000	4	Alp1Cen	-0.010000	5800.0	88	31300	No
219	GOM_NL__2PRFIN20080224_165654_000000412066_00184_31300_8178.N1	24-FEB-2008 16:56:54	Dark	41.000	10	Bet Cen	0.61000	28000.	82	31300	No

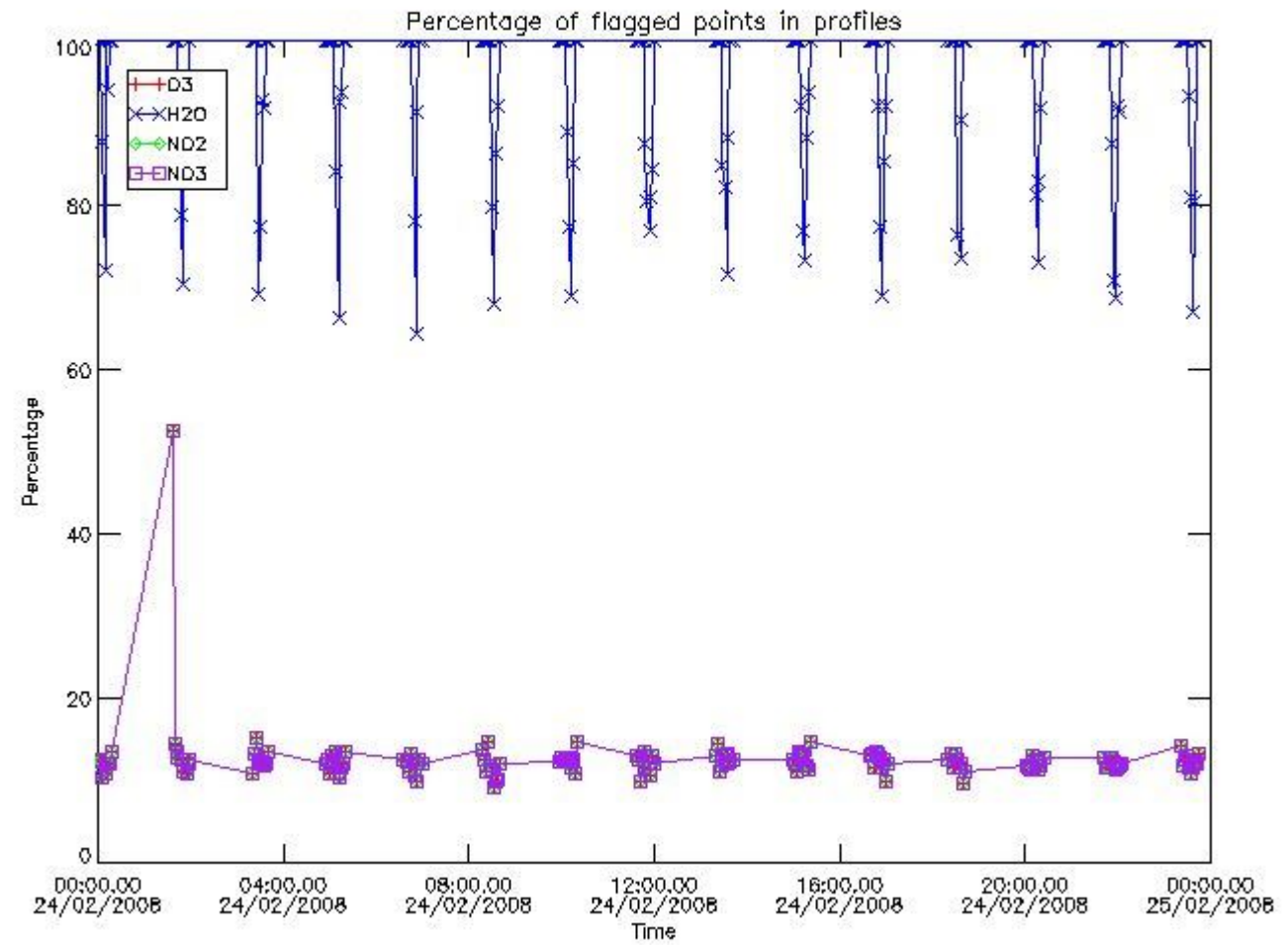
220	GOM_NL__2PRFIN20080224_165941_000000512066_00184_31300_8179.N1	24-FEB-2008 16:59:41	Dark	51.000	12	Alp1Cru	0.77500	30000.	102	31300	No
221	GOM_NL__2PRFIN20080224_170242_000000422066_00184_31300_8180.N1	24-FEB-2008 17:02:42	Dark	42.000	99	Del Cen	2.5750	26000.	84	31300	No
222	GOM_NL__2PRFIN20080224_170517_000000382066_00184_31300_8181.N1	24-FEB-2008 17:05:17	Straylight	38.000	91	Kap Vel	2.4900	26000.	76	31300	No
223	GOM_NL__2PRFIN20080224_170835_000000432066_00184_31300_8182.N1	24-FEB-2008 17:08:35	Straylight	42.500	65	Lam Vel	2.2040	4400.0	85	31300	No
224	GOM_NL__2PRFIN20080224_171812_000000432066_00184_31300_8183.N1	24-FEB-2008 17:18:12	Twilight	43.000	48	30Alp Hya	1.9770	4100.0	86	31300	No
225	GOM_NL__2PRFIN20080224_172911_000000382066_00184_31300_8184.N1	24-FEB-2008 17:29:11	Bright	37.500	17	78Bet Gem	1.1610	4500.0	75	31300	No
226	GOM_NL__2PRFIN20080224_173023_000000372066_00184_31300_8185.N1	24-FEB-2008 17:30:23	Bright	37.000	24	66Alp Gem	1.5800	10200.	74	31300	No
227	GOM_NL__2PRFIN20080224_174617_000000362066_00184_31300_8186.N1	24-FEB-2008 17:46:17	Bright	35.500	49	1Alp UMi	1.9900	6300.0	71	31300	No
228	GOM_NL__2PRFIN20080224_175337_000000352066_00184_31300_8187.N1	24-FEB-2008 17:53:37	Bright	34.500	89	5Alp Cep	2.4510	8000.0	69	31300	No
229	GOM_NL__2PRFIN20080224_175843_000000362066_00184_31300_8188.N1	24-FEB-2008 17:58:43	Bright	35.500	19	50Alp Cyg	1.2460	10500.	71	31300	No
230	GOM_NL__2PRFIN20080224_180018_000000332066_00184_31300_8189.N1	24-FEB-2008 18:00:18	Bright	33.000	66	37Gam Cyg	2.2080	5900.0	66	31300	No
231	GOM_NL__2PRFIN20080224_180148_000000332066_00184_31300_8190.N1	24-FEB-2008 18:01:48	Bright	32.500	92	53Eps Cyg	2.5000	4500.0	65	31300	No
232	GOM_NL__2PRFIN20080224_180841_000000382066_00184_31300_8191.N1	24-FEB-2008 18:08:41	Bright	37.500	168	17Zet Aql	2.9860	11000.	75	31300	No
233	GOM_NL__2PRFIN20080224_181821_000000402066_00184_31300_8192.N1	24-FEB-2008 18:18:21	Twilight	40.000	155	41Pi Sgr	2.9000	6600.0	80	31300	No
234	GOM_NL__2PRFIN20080224_182006_000000412066_00184_31300_8193.N1	24-FEB-2008 18:20:06	Dark	41.000	57	34Sig Sgr	2.0660	26000.	82	31300	No
235	GOM_NL__2PRFIN20080224_182305_000000422066_00184_31300_8194.N1	24-FEB-2008 18:23:05	Dark	42.000	38	20Eps Sgr	1.8360	11000.	84	31300	No
236	GOM_NL__2PRFIN20080224_182540_000000452066_00184_31300_8195.N1	24-FEB-2008 18:25:40	Dark	44.500	25	35Lam Sco	1.6200	28000.	89	31300	No
237	GOM_NL__2PRFIN20080224_182824_000000392066_00184_31300_8196.N1	24-FEB-2008 18:28:24	Dark	38.500	147	Alp Ara	2.8770	26000.	77	31300	No
238	GOM_NL__2PRFIN20080224_183302_000000412066_00185_31301_8185.N1	24-FEB-2008 18:33:02	Dark	40.500	43	Alp TrA	1.9100	4250.0	81	31301	No
239	GOM_NL__2PRFIN20080224_183611_000000442066_00185_31301_8186.N1	24-FEB-2008 18:36:11	Dark	44.000	4	Alp1Cen	-0.010000	5800.0	88	31301	No
240	GOM_NL__2PRFIN20080224_183731_000000422066_00185_31301_8187.N1	24-FEB-2008 18:37:31	Dark	42.000	10	Bet Cen	0.61000	28000.	84	31301	No
241	GOM_NL__2PRFIN20080224_184017_000000532066_00185_31301_8188.N1	24-FEB-2008 18:40:17	Dark	52.500	12	Alp1Cru	0.77500	30000.	105	31301	No
242	GOM_NL__2PRFIN20080224_184319_000000462066_00185_31301_8189.N1	24-FEB-2008 18:43:19	Dark	45.500	99	Del Cen	2.5750	26000.	91	31301	No
243	GOM_NL__2PRFIN20080224_184553_000000372066_00185_31301_8190.N1	24-FEB-2008 18:45:53	Straylight	37.000	91	Kap Vel	2.4900	26000.	74	31301	No
244	GOM_NL__2PRFIN20080224_184911_000000452066_00185_31301_8191.N1	24-FEB-2008 18:49:11	Straylight	44.500	65	Lam Vel	2.2040	4400.0	89	31301	No
245	GOM_NL__2PRFIN20080224_185848_000000462066_00185_31301_8192.N1	24-FEB-2008 18:58:48	Twilight	45.500	48	30Alp Hya	1.9770	4100.0	91	31301	No
246	GOM_NL__2PRFIN20080224_190948_000000382066_00185_31301_8193.N1	24-FEB-2008 19:09:48	Bright	37.500	17	78Bet Gem	1.1610	4500.0	75	31301	No
247	GOM_NL__2PRFIN20080224_191100_000000372066_00185_31301_8194.N1	24-FEB-2008 19:11:00	Bright	36.500	24	66Alp Gem	1.5800	10200.	73	31301	No
248	GOM_NL__2PRFIN20080224_192653_000000352066_00185_31301_8195.N1	24-FEB-2008 19:26:53	Bright	35.000	49	1Alp UMi	1.9900	6300.0	70	31301	No
249	GOM_NL__2PRFIN20080224_193413_000000362066_00185_31301_8196.N1	24-FEB-2008 19:34:13	Bright	36.000	89	5Alp Cep	2.4510	8000.0	72	31301	No
250	GOM_NL__2PRFIN20080224_193919_000000342066_00185_31301_8197.N1	24-FEB-2008 19:39:19	Bright	33.500	19	50Alp Cyg	1.2460	10500.	67	31301	No
251	GOM_NL__2PRFIN20080224_194054_000000342066_00185_31301_8198.N1	24-FEB-2008 19:40:54	Bright	33.500	66	37Gam Cyg	2.2080	5900.0	67	31301	No
252	GOM_NL__2PRFIN20080224_194224_000000352066_00185_31301_8199.N1	24-FEB-2008 19:42:24	Bright	35.000	92	53Eps Cyg	2.5000	4500.0	70	31301	No
253	GOM_NL__2PRFIN20080224_194917_000000372066_00185_31301_8200.N1	24-FEB-2008 19:49:17	Bright	36.500	168	17Zet Aql	2.9860	11000.	73	31301	No
254	GOM_NL__2PRFIN20080224_195857_000000412066_00185_31301_8201.N1	24-FEB-2008 19:58:57	Twilight	40.500	155	41Pi Sgr	2.9000	6600.0	81	31301	No
255	GOM_NL__2PRFIN20080224_200042_000000432066_00185_31301_8202.N1	24-FEB-2008 20:00:42	Dark	43.000	57	34Sig Sgr	2.0660	26000.	86	31301	No
256	GOM_NL__2PRFIN20080224_200341_000000442066_00185_31301_8203.N1	24-FEB-2008 20:03:41	Dark	44.000	38	20Eps Sgr	1.8360	11000.	88	31301	No
257	GOM_NL__2PRFIN20080224_200616_000000452066_00185_31301_8204.N1	24-FEB-2008 20:06:16	Dark	45.000	25	35Lam Sco	1.6200	28000.	90	31301	No
258	GOM_NL__2PRFIN20080224_200900_000000392066_00185_31301_8205.N1	24-FEB-2008 20:09:00	Dark	39.000	147	Alp Ara	2.8770	26000.	78	31301	No
259	GOM_NL__2PRFIN20080224_201338_000000412066_00186_31302_8206.N1	24-FEB-2008 20:13:38	Dark	40.500	43	Alp TrA	1.9100	4250.0	81	31302	No
260	GOM_NL__2PRFIN20080224_201648_000000452066_00186_31302_8207.N1	24-FEB-2008 20:16:48	Dark	45.000	4	Alp1Cen	-0.010000	5800.0	90	31302	No
261	GOM_NL__2PRFIN20080224_201808_000000422066_00186_31302_8208.N1	24-FEB-2008 20:18:08	Dark	41.500	10	Bet Cen	0.61000	28000.	83	31302	No
262	GOM_NL__2PRFIN20080224_202054_000000432066_00186_31302_8209.N1	24-FEB-2008 20:20:54	Dark	43.000	12	Alp1Cru	0.77500	30000.	86	31302	No
263	GOM_NL__2PRFIN20080224_202355_000000442066_00186_31302_8210.N1	24-FEB-2008 20:23:55	Dark	43.500	99	Del Cen	2.5750	26000.	87	31302	No
264	GOM_NL__2PRFIN20080224_202629_000000382066_00186_31302_8211.N1	24-FEB-2008 20:26:29	Straylight	37.500	91	Kap Vel	2.4900	26000.	75	31302	No
265	GOM_NL__2PRFIN20080224_202947_000000512066_00186_31302_8212.N1	24-FEB-2008 20:29:47	Straylight	50.500	65	Lam Vel	2.2040	4400.0	101	31302	No
266	GOM_NL__2PRFIN20080224_203924_000000502066_00186_31302_8213.N1	24-FEB-2008 20:39:24	Twilight	49.500	48	30Alp Hya	1.9770	4100.0	99	31302	No
267	GOM_NL__2PRFIN20080224_205024_000000382066_00186_31302_8214.N1	24-FEB-2008 20:50:24	Bright	38.000	17	78Bet Gem	1.1610	4500.0	76	31302	No
268	GOM_NL__2PRFIN20080224_205136_000000372066_00186_31302_8215.N1	24-FEB-2008 20:51:36	Bright	36.500	24	66Alp Gem	1.5800	10200.	73	31302	No
269	GOM_NL__2PRFIN20080224_210729_000000352066_00186_31302_8216.N1	24-FEB-2008 21:07:29	Bright	34.500	49	1Alp UMi	1.9900	6300.0	69	31302	No
270	GOM_NL__2PRFIN20080224_211450_000000352066_00186_31302_8217.N1	24-FEB-2008 21:14:50	Bright	34.500	89	5Alp Cep	2.4510	8000.0	69	31302	No
271	GOM_NL__2PRFIN20080224_211955_000000342066_00186_31302_8218.N1	24-FEB-2008 21:19:55	Bright	33.500	19	50Alp Cyg	1.2460	10500.	67	31302	No
272	GOM_NL__2PRFIN20080224_212130_000000362066_00186_31302_8219.N1	24-FEB-2008 21:21:30	Bright	36.000	66	37Gam Cyg	2.2080	5900.0	72	31302	No
273	GOM_NL__2PRFIN20080224_212300_000000342066_00186_31302_8220.N1	24-FEB-2008 21:23:00	Bright	33.500	92	53Eps Cyg	2.5000	4500.0	67	31302	No
274	GOM_NL__2PRFIN20080224_212953_000000362066_00186_31302_8221.N1	24-FEB-2008 21:29:53	Bright	35.500	168	17Zet Aql	2.9860	11000.	71	31302	No
275	GOM_NL__2PRFIN20080224_213933_000000402066_00186_31302_8222.N1	24-FEB-2008 21:39:33	Twilight	39.500	155	41Pi Sgr	2.9000	6600.0	79	31302	No
276	GOM_NL__2PRFIN20080224_214119_000000402066_00186_31302_8223.N1	24-FEB-2008 21:41:19	Dark	40.000	57	34Sig Sgr	2.0660	26000.	80	31302	No
277	GOM_NL__2PRFIN20080224_214418_000000442066_00186_31302_8224.N1	24-FEB-2008 21:44:18	Dark	44.000	38	20Eps Sgr	1.8360	11000.	88	31302	No
278	GOM_NL__2PRFIN20080224_214653_000000452066_00186_31302_8225.N1	24-FEB-2008 21:46:53	Dark	44.500	25	35Lam Sco	1.6200	28000.	89	31302	No

279	GOM_NL__2PRFIN20080224_214936_000000402066_00186_31302_8226.N1	24-FEB-2008 21:49:36	Dark	40.000	147	Alp Ara	2.8770	26000.	80	31302	No
280	GOM_NL__2PRFIN20080224_215056_000000402066_00187_31303_8221.N1	24-FEB-2008 21:50:56	Dark	40.000	141	Bet Ara	2.8400	4600.0	80	31303	No
281	GOM_NL__2PRFIN20080224_215415_000000422066_00187_31303_8222.N1	24-FEB-2008 21:54:15	Dark	41.500	43	Alp TrA	1.9100	4250.0	83	31303	No
282	GOM_NL__2PRFIN20080224_215724_000000452066_00187_31303_8223.N1	24-FEB-2008 21:57:24	Dark	45.000	4	Alp1Cen	-0.010000	5800.0	90	31303	No
283	GOM_NL__2PRFIN20080224_215844_000000442066_00187_31303_8224.N1	24-FEB-2008 21:58:44	Dark	44.000	10	Bet Cen	0.61000	28000.	88	31303	No
284	GOM_NL__2PRFIN20080224_220130_000000472066_00187_31303_8225.N1	24-FEB-2008 22:01:30	Dark	47.000	12	Alp1Cru	0.77500	30000.	94	31303	No
285	GOM_NL__2PRFIN20080224_220432_000000422066_00187_31303_8226.N1	24-FEB-2008 22:04:32	Dark	42.000	99	Del Cen	2.5750	26000.	84	31303	No
286	GOM_NL__2PRFIN20080224_220705_000000372066_00187_31303_8227.N1	24-FEB-2008 22:07:05	Straylight	36.500	91	Kap Vel	2.4900	26000.	73	31303	No
287	GOM_NL__2PRFIN20080224_221023_000000422066_00187_31303_8228.N1	24-FEB-2008 22:10:23	Straylight	41.500	65	Lam Vel	2.2040	4400.0	83	31303	No
288	GOM_NL__2PRFIN20080224_222000_000000482066_00187_31303_8229.N1	24-FEB-2008 22:20:00	Twilight	47.500	48	30Alp Hya	1.9770	4100.0	95	31303	No
289	GOM_NL__2PRFIN20080224_223100_000000382066_00187_31303_8230.N1	24-FEB-2008 22:31:00	Bright	38.000	17	78Bet Gem	1.1610	4500.0	76	31303	No
290	GOM_NL__2PRFIN20080224_223212_000000362066_00187_31303_8231.N1	24-FEB-2008 22:32:12	Bright	36.000	24	66Alp Gem	1.5800	10200.	72	31303	No
291	GOM_NL__2PRFIN20080224_224805_000000362066_00187_31303_8232.N1	24-FEB-2008 22:48:05	Bright	35.500	49	1Alp UMi	1.9900	6300.0	71	31303	No
292	GOM_NL__2PRFIN20080224_225526_000000362066_00187_31303_8233.N1	24-FEB-2008 22:55:26	Bright	35.500	89	5Alp Cep	2.4510	8000.0	71	31303	No
293	GOM_NL__2PRFIN20080224_230031_000000352066_00187_31303_8234.N1	24-FEB-2008 23:00:31	Bright	35.000	19	50Alp Cyg	1.2460	10500.	70	31303	No
294	GOM_NL__2PRFIN20080224_230206_000000352066_00187_31303_8235.N1	24-FEB-2008 23:02:06	Bright	35.000	66	37Gam Cyg	2.2080	5900.0	70	31303	No
295	GOM_NL__2PRFIN20080224_230336_000000352066_00187_31303_8236.N1	24-FEB-2008 23:03:36	Bright	35.000	92	53Eps Cyg	2.5000	4500.0	70	31303	No
296	GOM_NL__2PRFIN20080224_231029_000000372066_00187_31303_8237.N1	24-FEB-2008 23:10:29	Bright	36.500	168	17Zet Aql	2.9860	11000.	73	31303	No
297	GOM_NL__2PRFIN20080224_232010_000000412066_00187_31303_8238.N1	24-FEB-2008 23:20:10	Twilight	40.500	155	41Pi Sgr	2.9000	6600.0	81	31303	No
298	GOM_NL__2PRFIN20080224_232155_000000402066_00187_31303_8239.N1	24-FEB-2008 23:21:55	Dark	39.500	57	34Sig Sgr	2.0660	26000.	79	31303	No
299	GOM_NL__2PRFIN20080224_232454_000000432066_00187_31303_8240.N1	24-FEB-2008 23:24:54	Dark	43.000	38	20Eps Sgr	1.8360	11000.	86	31303	No
300	GOM_NL__2PRFIN20080224_232730_000000452066_00187_31303_8241.N1	24-FEB-2008 23:27:30	Dark	45.000	25	35Lam Sco	1.6200	28000.	90	31303	No
301	GOM_NL__2PRFIN20080224_233013_000000392066_00187_31303_8242.N1	24-FEB-2008 23:30:13	Dark	39.000	147	Alp Ara	2.8770	26000.	78	31303	No
302	GOM_NL__2PRFIN20080224_233132_000000452066_00188_31304_8235.N1	24-FEB-2008 23:31:32	Dark	44.500	141	Bet Ara	2.8400	4600.0	89	31304	No
303	GOM_NL__2PRFIN20080224_233451_000000482066_00188_31304_8236.N1	24-FEB-2008 23:34:51	Dark	47.500	43	Alp TrA	1.9100	4250.0	95	31304	No
304	GOM_NL__2PRFIN20080224_233801_000000452066_00188_31304_8237.N1	24-FEB-2008 23:38:01	Dark	44.500	4	Alp1Cen	-0.010000	5800.0	89	31304	No
305	GOM_NL__2PRFIN20080224_233921_000000422066_00188_31304_8238.N1	24-FEB-2008 23:39:21	Dark	41.500	10	Bet Cen	0.61000	28000.	83	31304	No
306	GOM_NL__2PRFIN20080224_234206_000000422066_00188_31304_8239.N1	24-FEB-2008 23:42:06	Dark	42.000	12	Alp1Cru	0.77500	30000.	84	31304	No
307	GOM_NL__2PRFIN20080224_234508_000000432066_00188_31304_8240.N1	24-FEB-2008 23:45:08	Dark	42.500	99	Del Cen	2.5750	26000.	85	31304	No
308	GOM_NL__2PRFIN20080224_234741_000000392066_00188_31304_8241.N1	24-FEB-2008 23:47:41	Straylight	38.500	91	Kap Vel	2.4900	26000.	77	31304	No
309	GOM_NL__2PRFIN20080224_235100_000000432066_00188_31304_8242.N1	24-FEB-2008 23:51:00	Straylight	43.000	65	Lam Vel	2.2040	4400.0	86	31304	No

3. Quality information per product

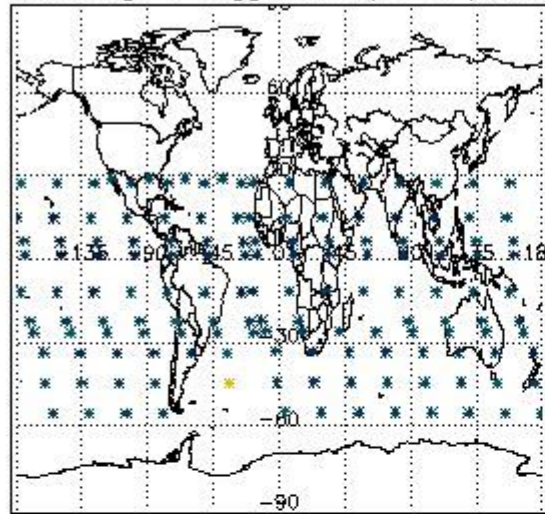
In this section it is plotted some information contained in the Quality Summary data set of the level 2 products. Only products in dark limb conditions and without errors (error flag in the MPH set to "0") are used.

3.1 Plot quality information per product (time dependant)

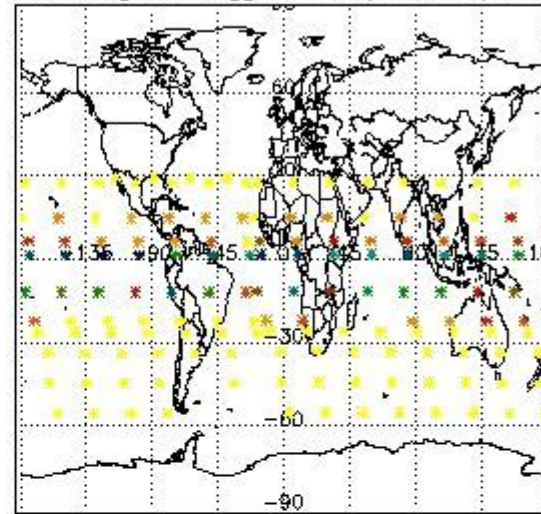


3.2 Plot quality information per product (world map)

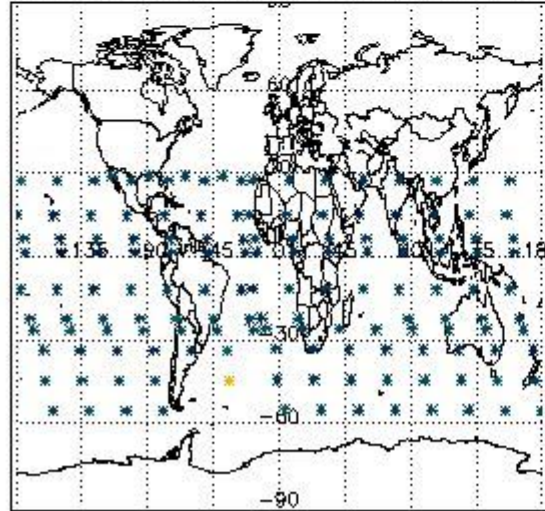
Percentage of flagged data per O3 profile



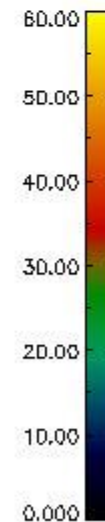
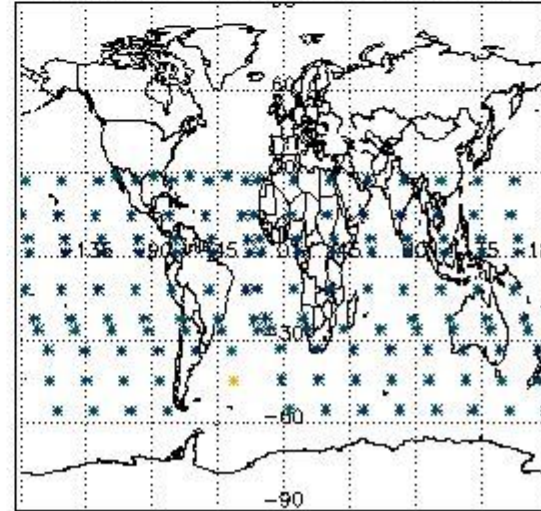
Percentage of flagged data per H2O profile



Percentage of flagged data per NO2 profile



Percentage of flagged data per NO3 profile

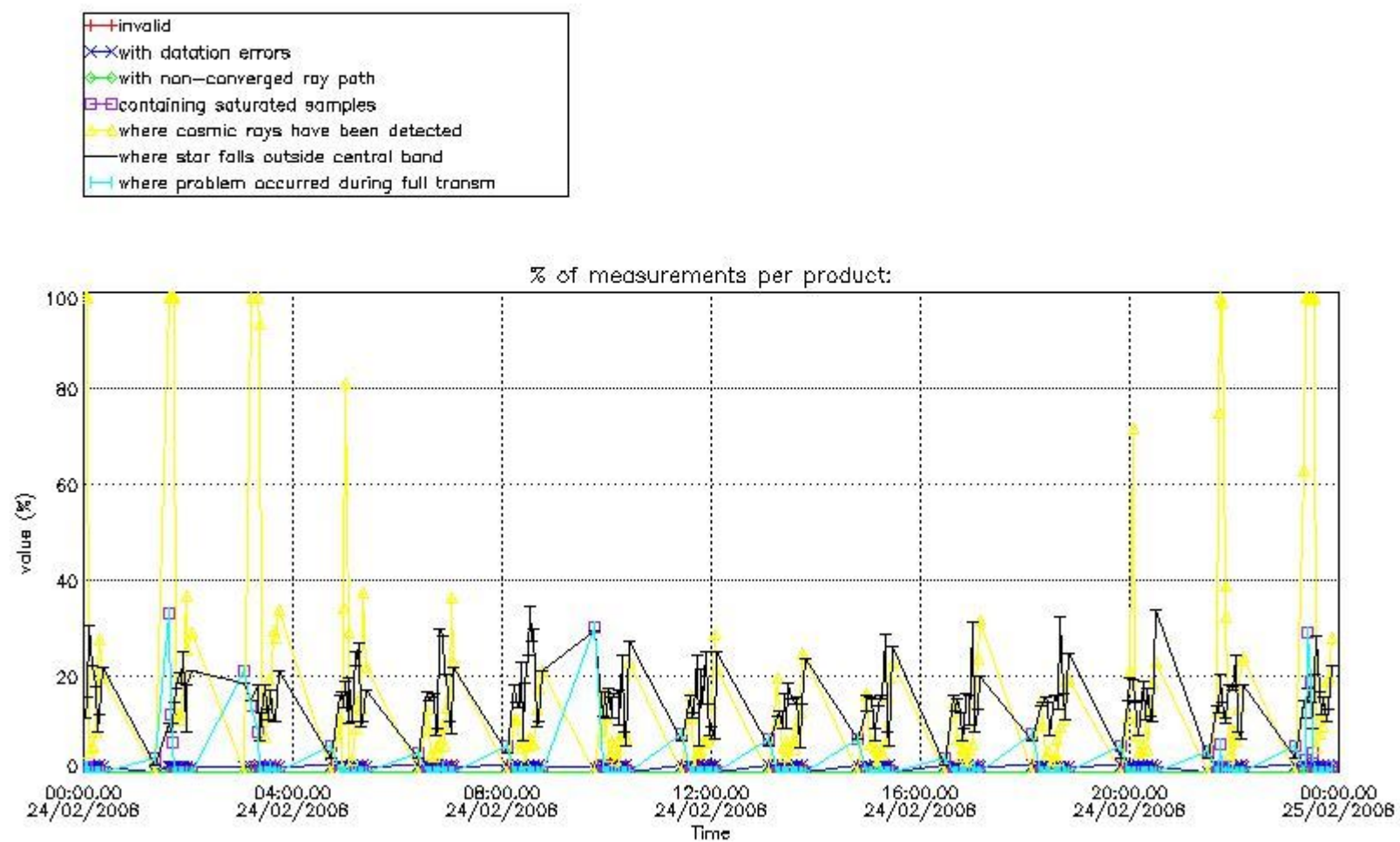


4. Level 1 quality information per product

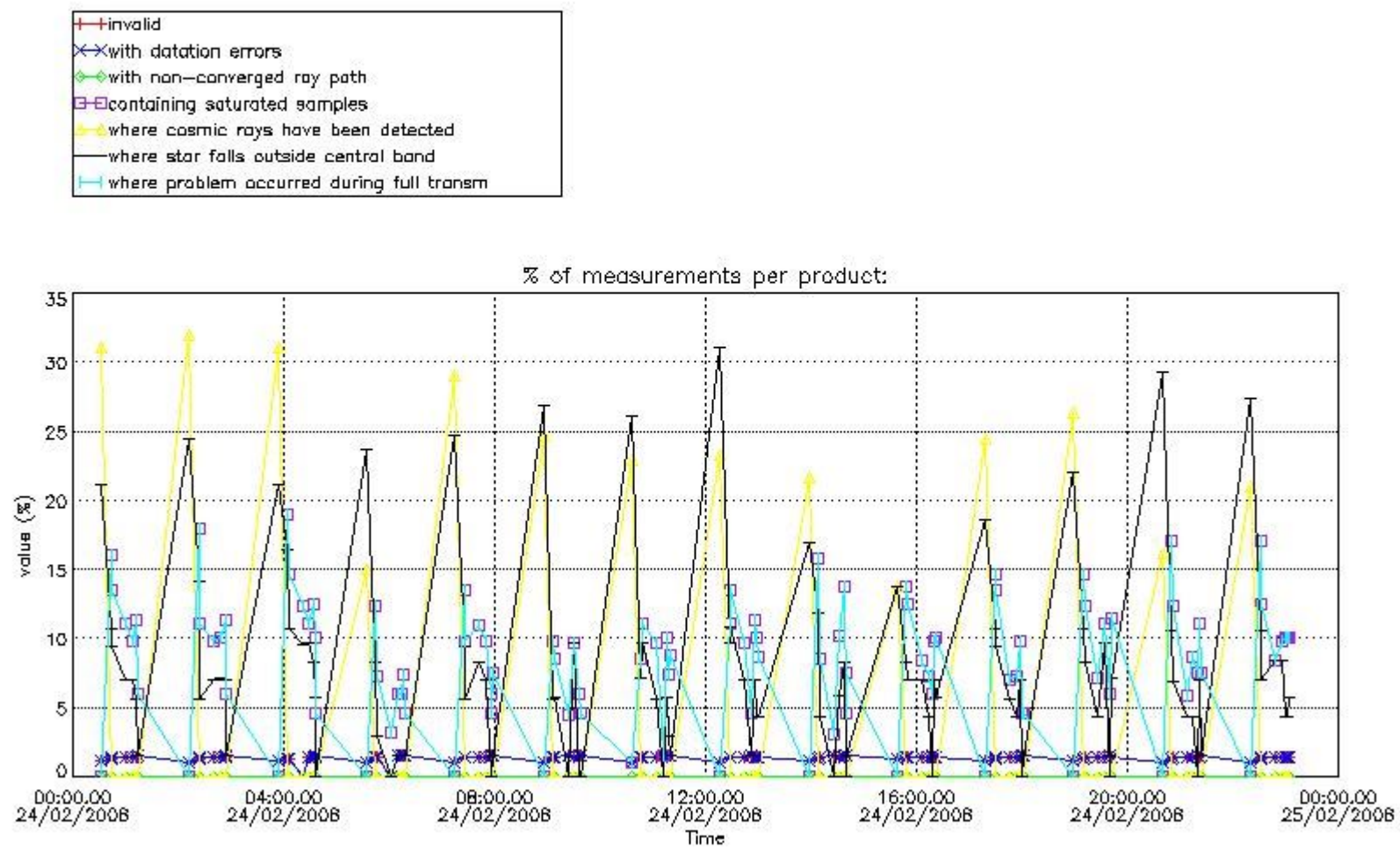
In this section it is plotted some information contained in the Quality Summary data set of the level 2 products that comes from the level 1b processing. Products without errors (error flag in the MPH set to "0") are used.

4.1 Plot quality information per product (time dependant) coming from level 1b processing

4.1.1 Plot level 1 quality information per product (time dependant): ENVISAT ASCENDING passes

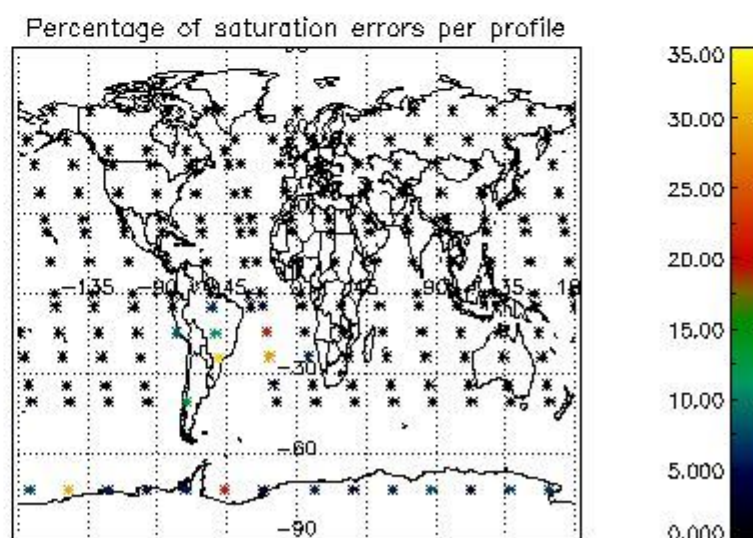
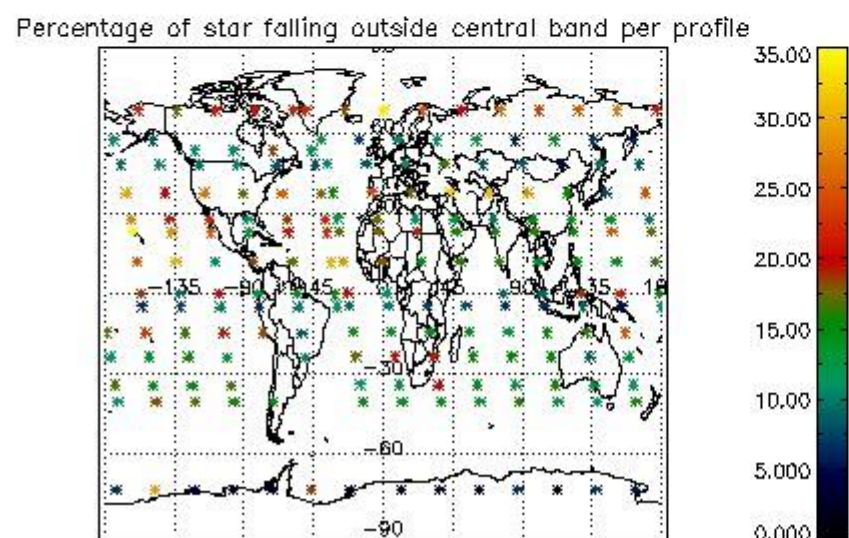
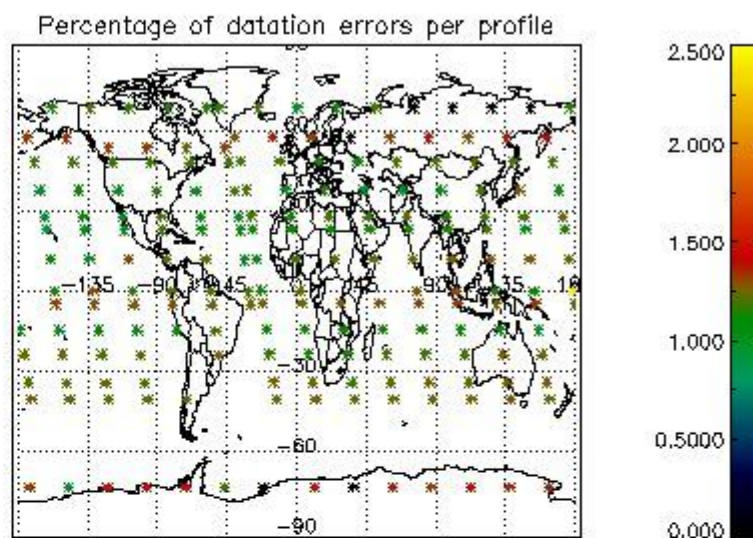
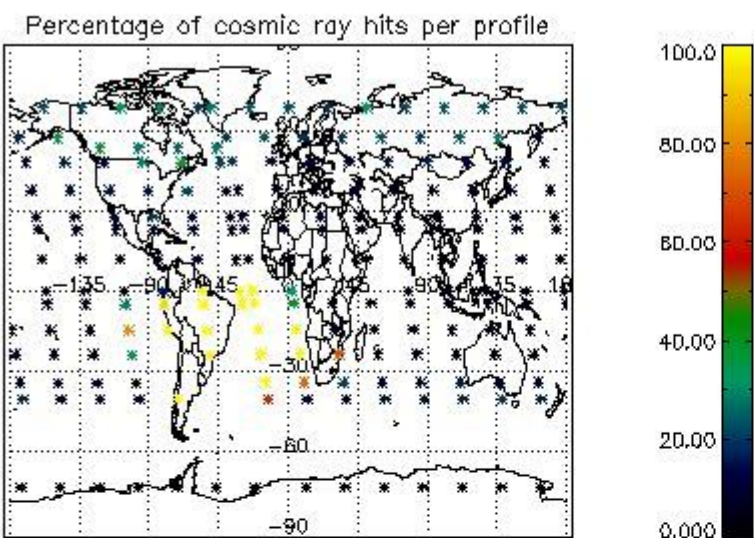


4.1.2 Plot level 1 quality information per product (time dependant): ENVISAT DESCENDING passes

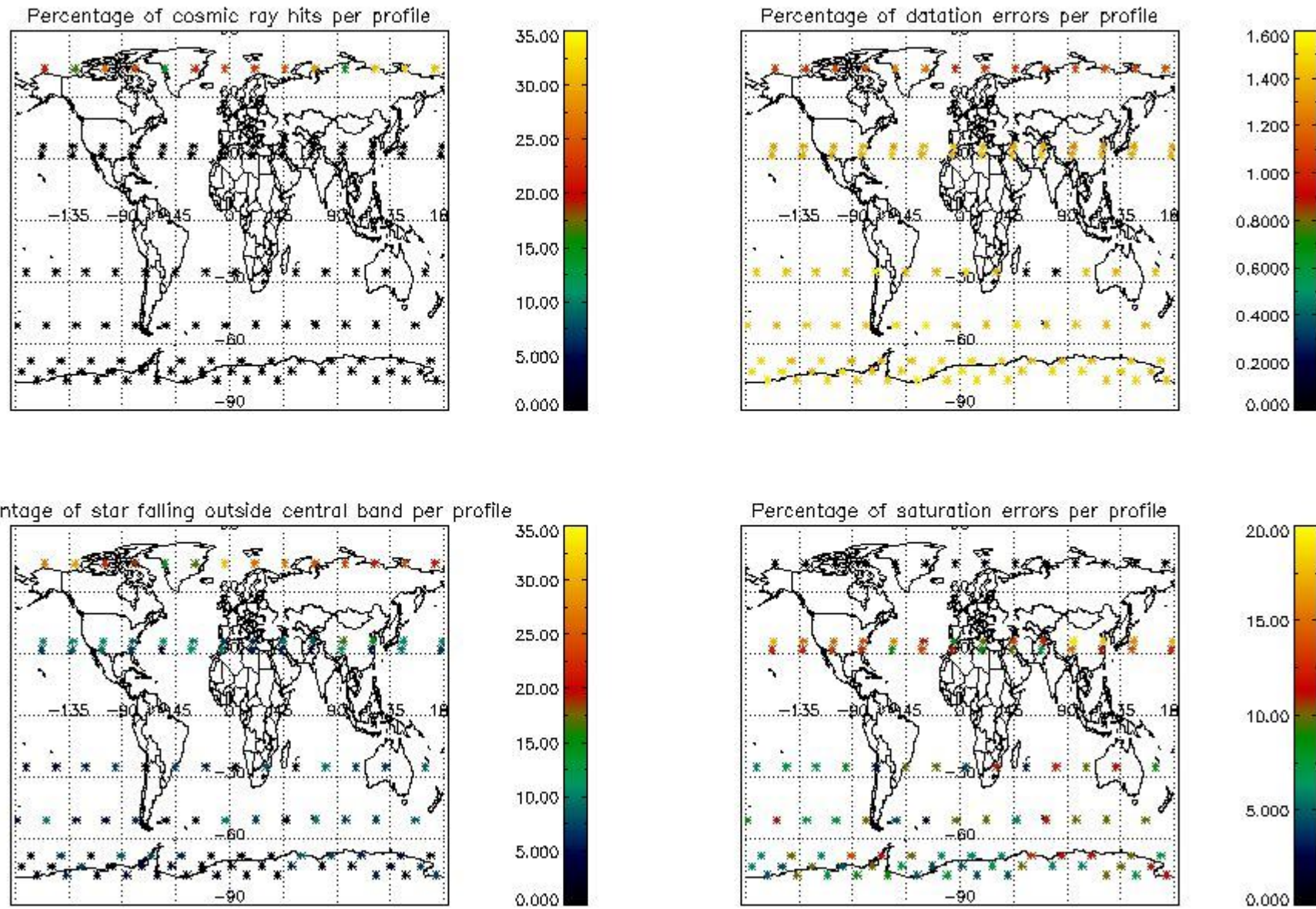


4.2 Plot quality information per product coming from level 1b processing (world map)

4.2.1 Plot level 1 quality information per product (world map): ENVISAT ASCENDING passes



4.2.2 Plot level 1 quality information per product (world map): ENVISAT DESCENDING passes



5. Trace gas profiles

5.1 Ozone statistics based on quality of products

The final quality of the products can be "measured" using the STD (Standard Deviation) attached to every point profile. This information is written to the parameter GOM_NL__2P/NL_LOCAL_SPECIES_DENSITY/o3_std of the level 2 products. The table below shows the statistics for given STD ranges.

The statistics are given with respect to the overall valid production:

- Products without fatal errors: GOM_NL__2P/MPH/PRODUCT_ERR=0
- Valid point profile: GOM_NL__2P/NL_LOCAL_SPECIES_DENSITY/pcd(0)=0

The 'Criteria' is applied to valid points of dark limb products:

- Products in dark limb illumination condition: GOM_NL__2P/NL_SUMMARY_QUALITY/obs_ill_cond=0
- Products without fatal errors: GOM_NL__2P/MPH/PRODUCT_ERR=0
- Valid point profile: GOM_NL__2P/NL_LOCAL_SPECIES_DENSITY/pcd(0)=0

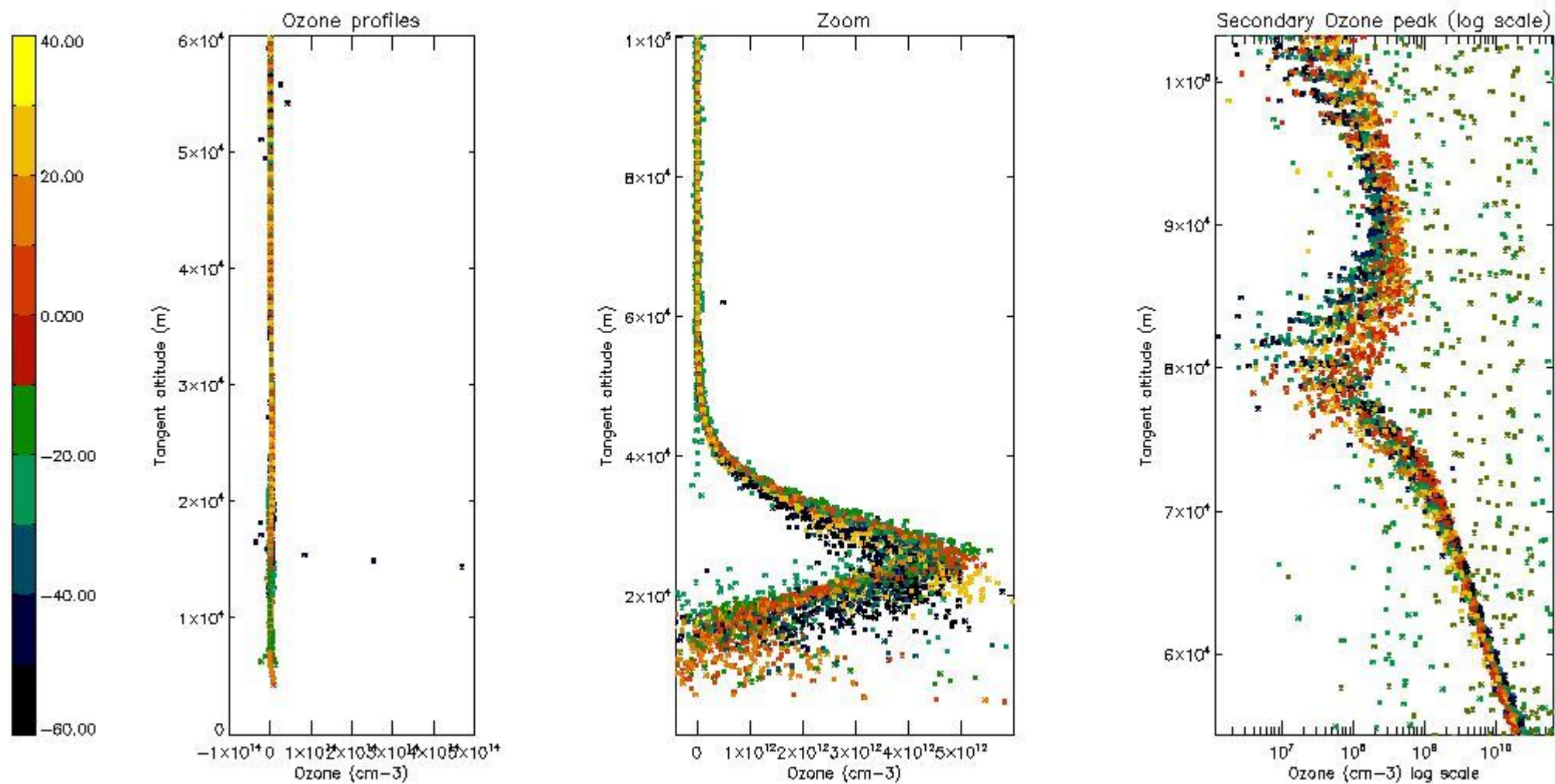
So, the table below shows the percentage of dark limb and valid observations for each criteria with respect to the overall valid daily observations.

Criteria	% of total production
All STD	51
STD < 20	29

STD < 10	24
STD < 5	18

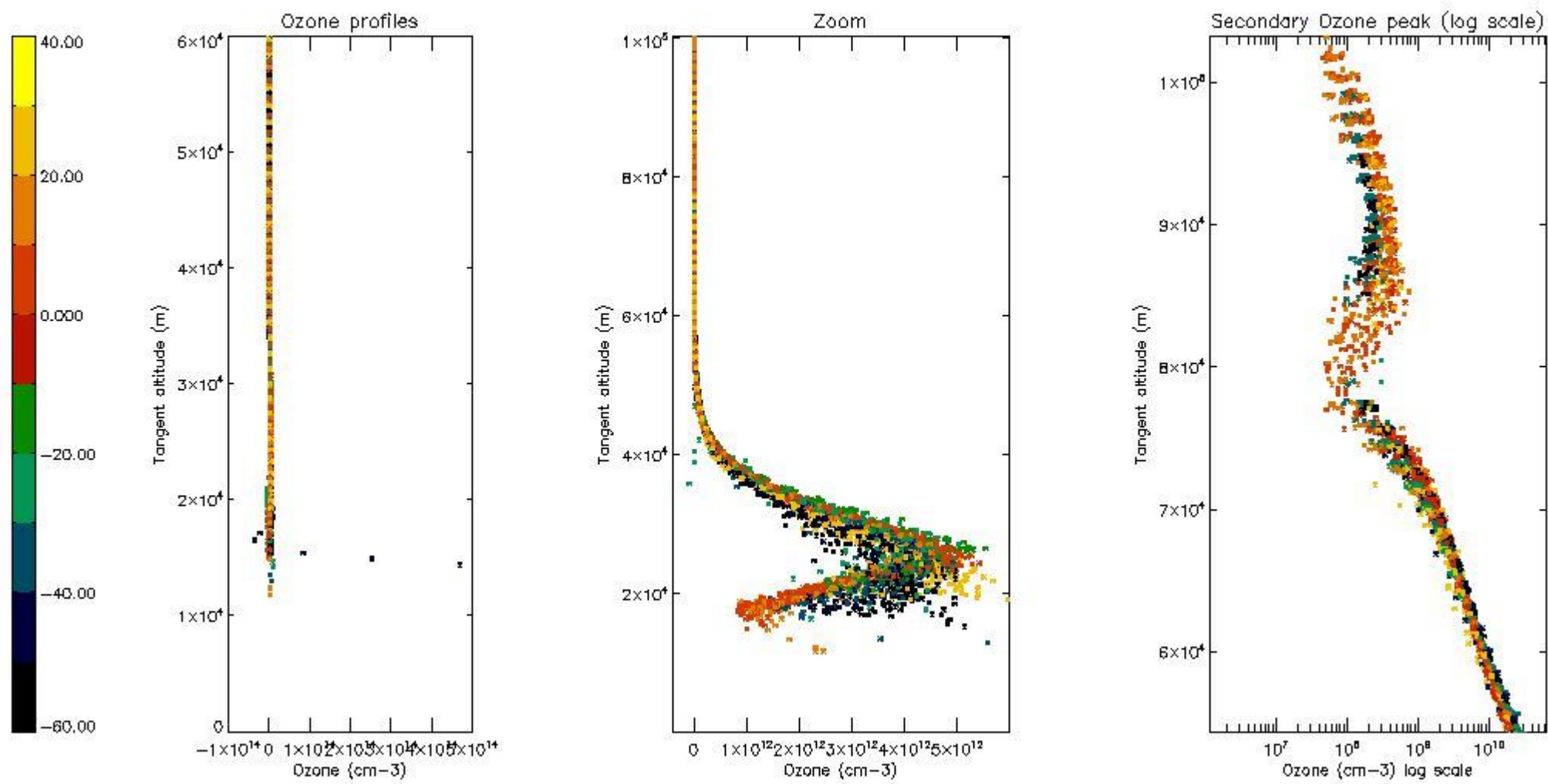
5.2 Plot ozone profiles for all STD (dark without errors)

The colorbar represents the latitude.



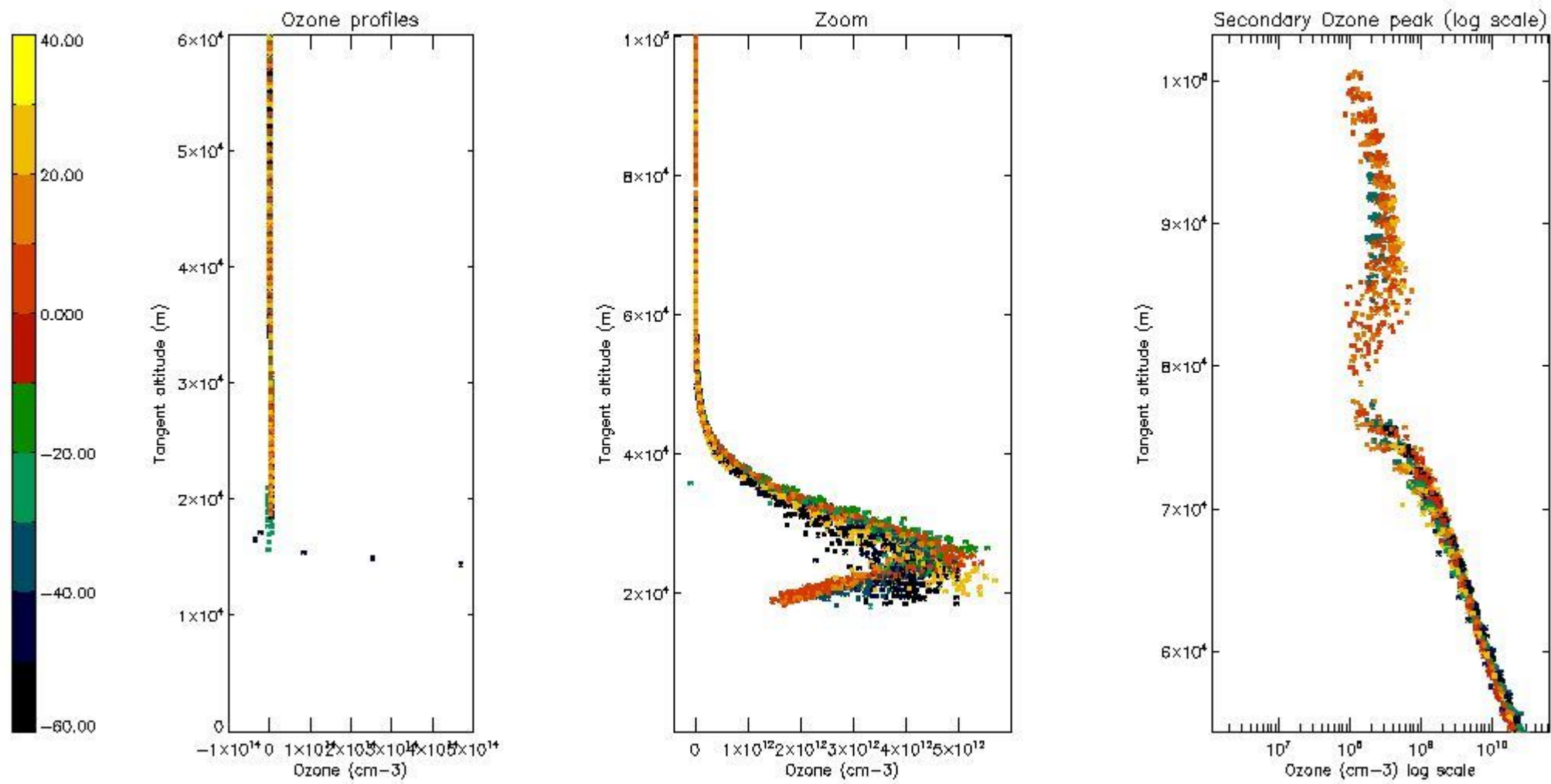
5.3 Plot ozone profiles where STD < 20% (dark without errors)

The colorbar represents the latitude.



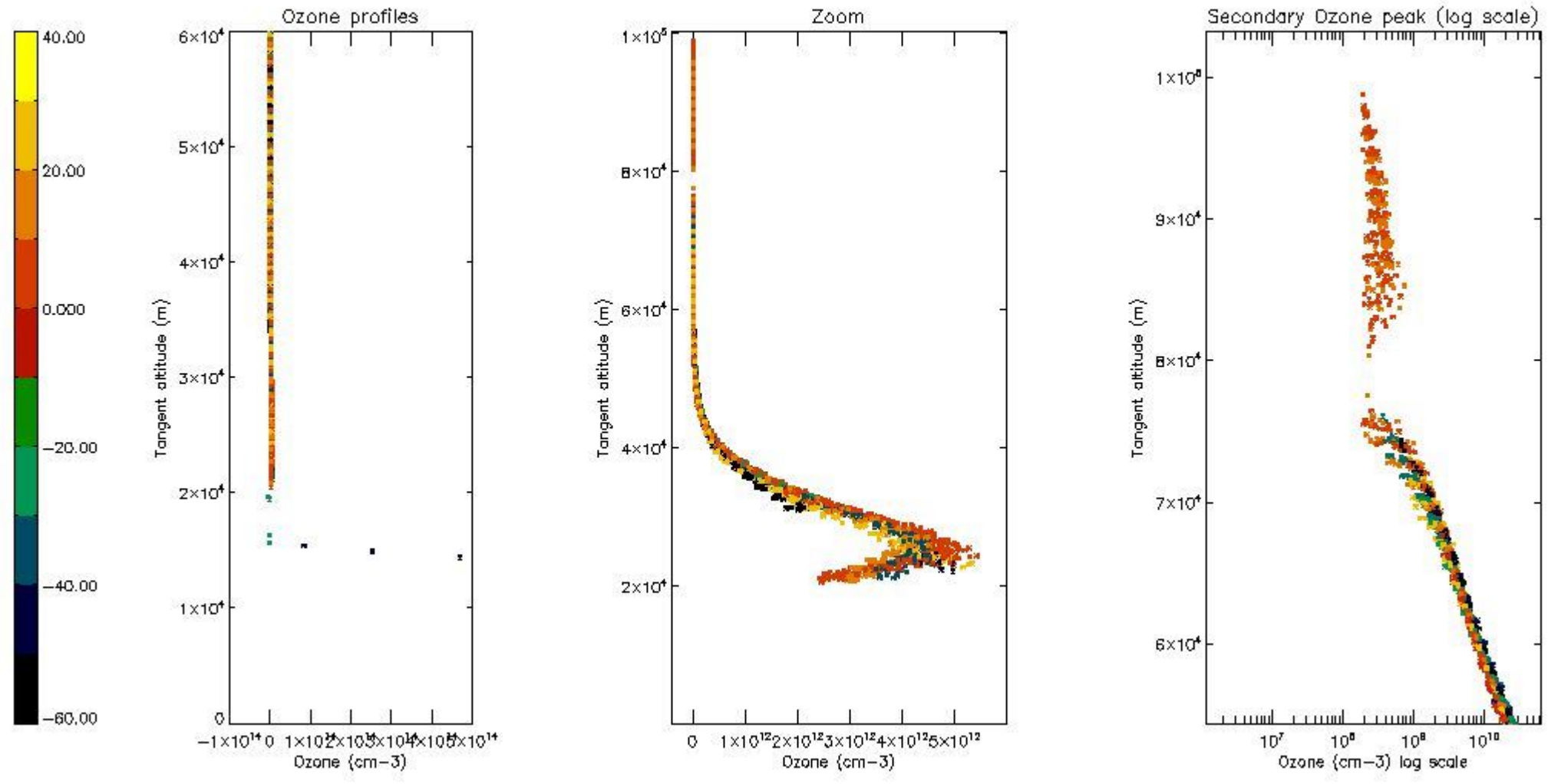
5.4 Plot ozone profiles where $STD < 10\%$ (dark without errors)

The colorbar represents the latitude.



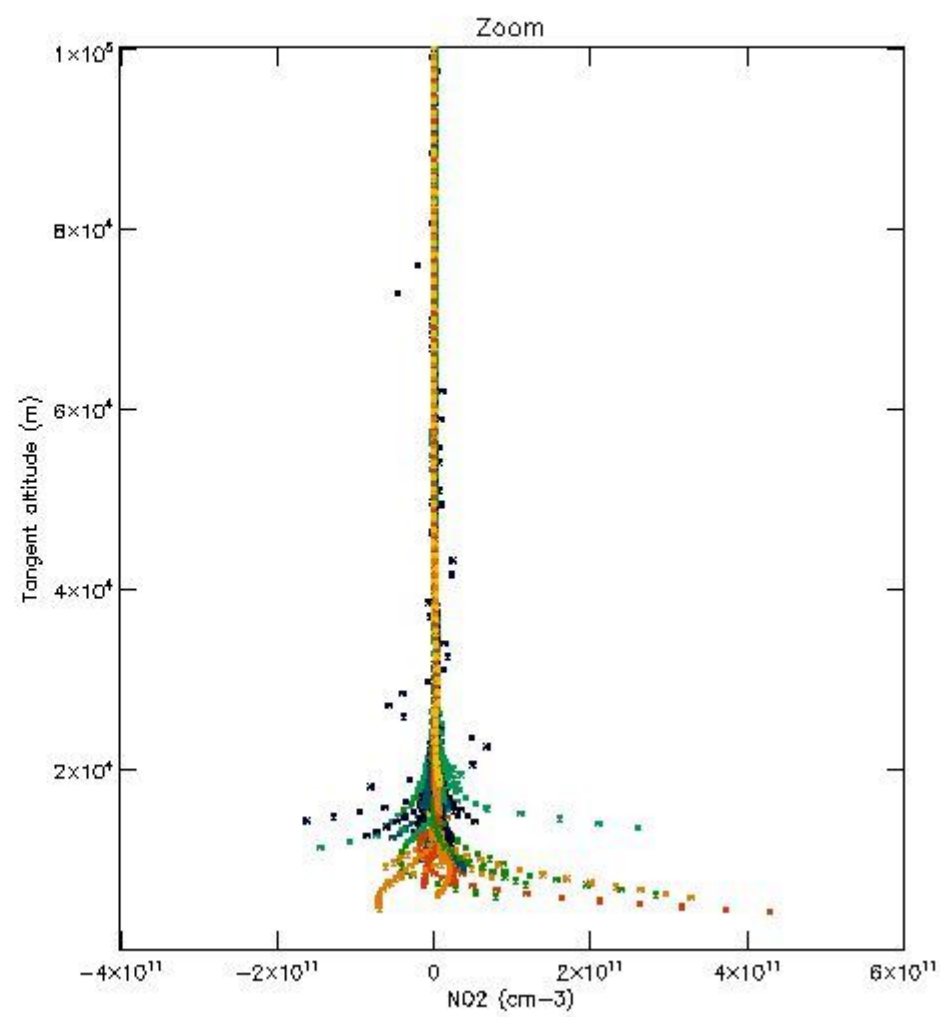
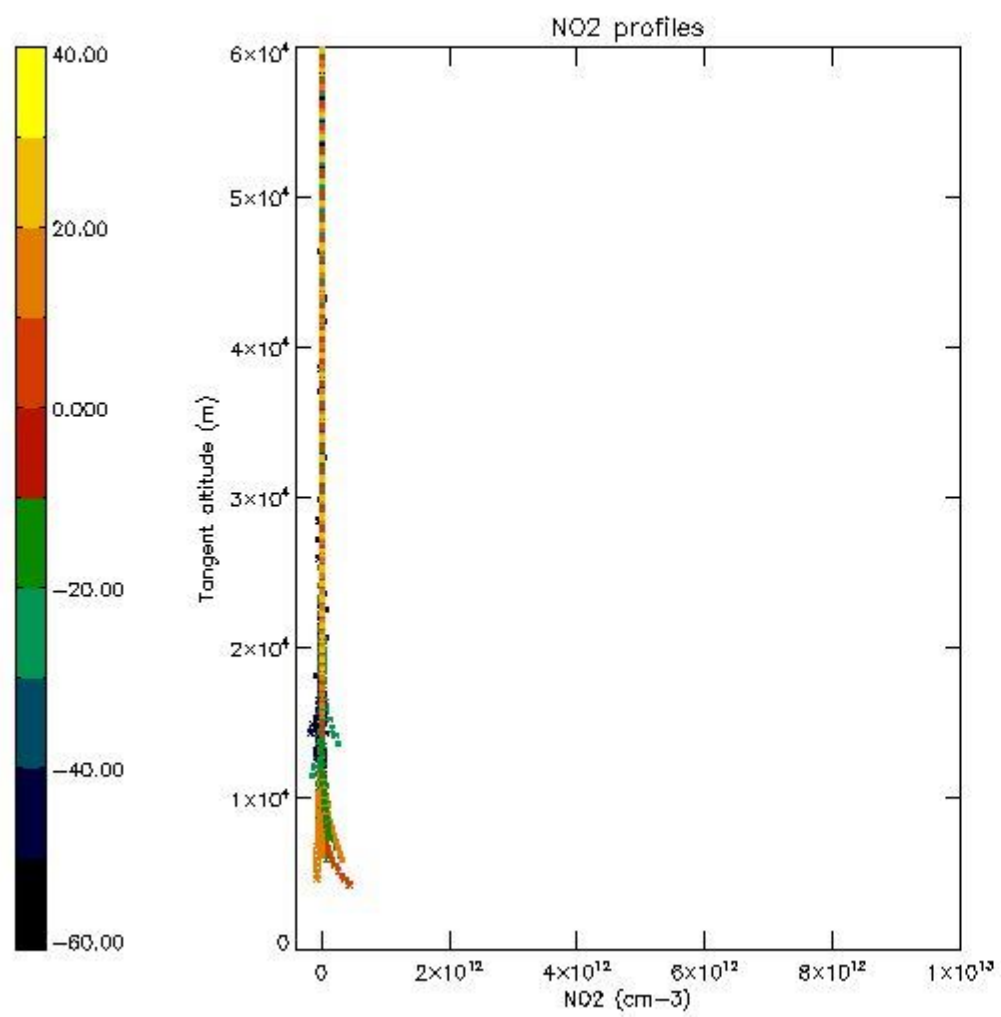
5.5 Plot ozone profiles where STD < 5% (dark without errors)

The colorbar represents the latitude.



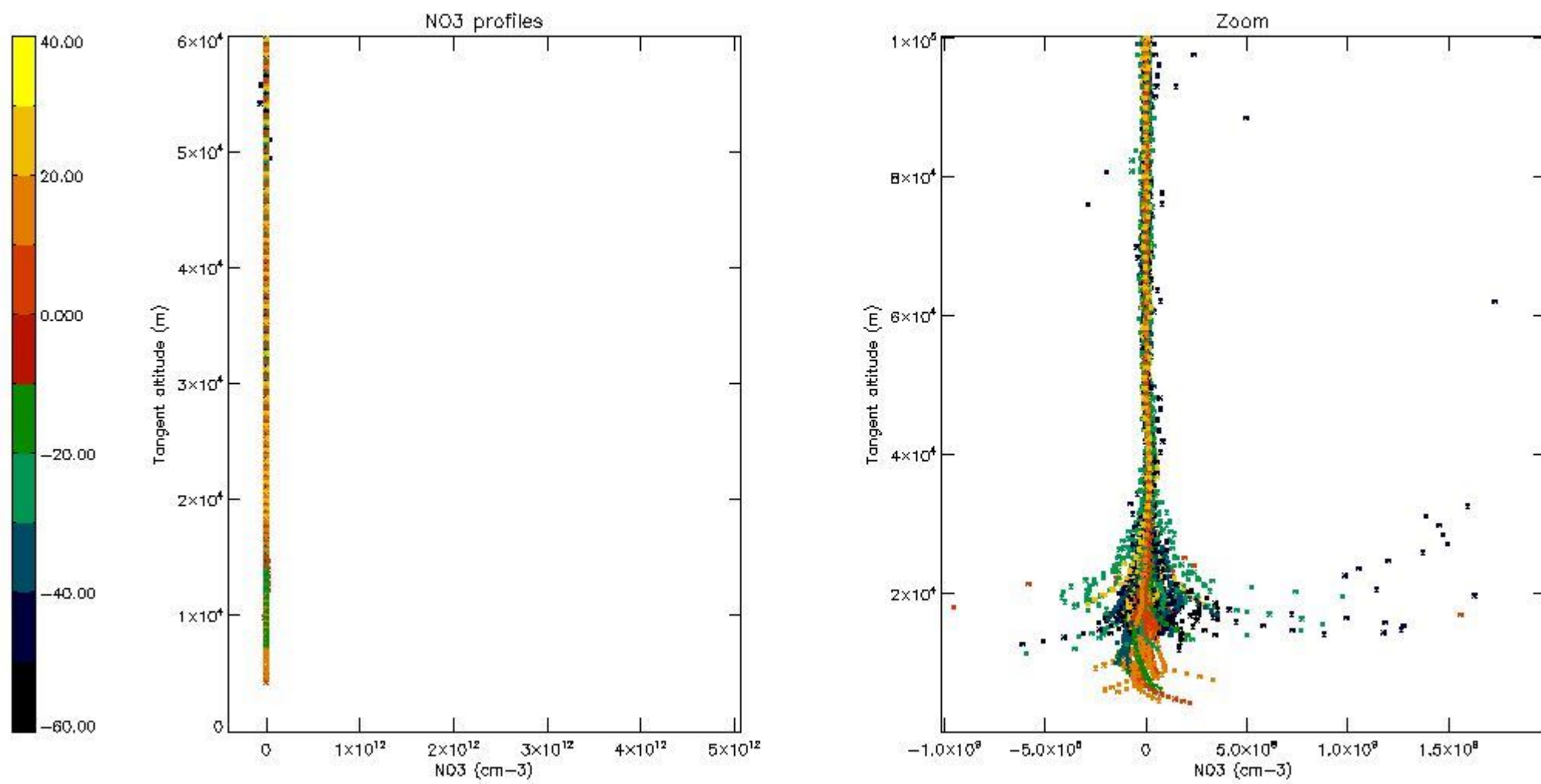
5.6 Plot NO₂ profiles for all STD (dark without errors)

The colorbar represents the latitude.



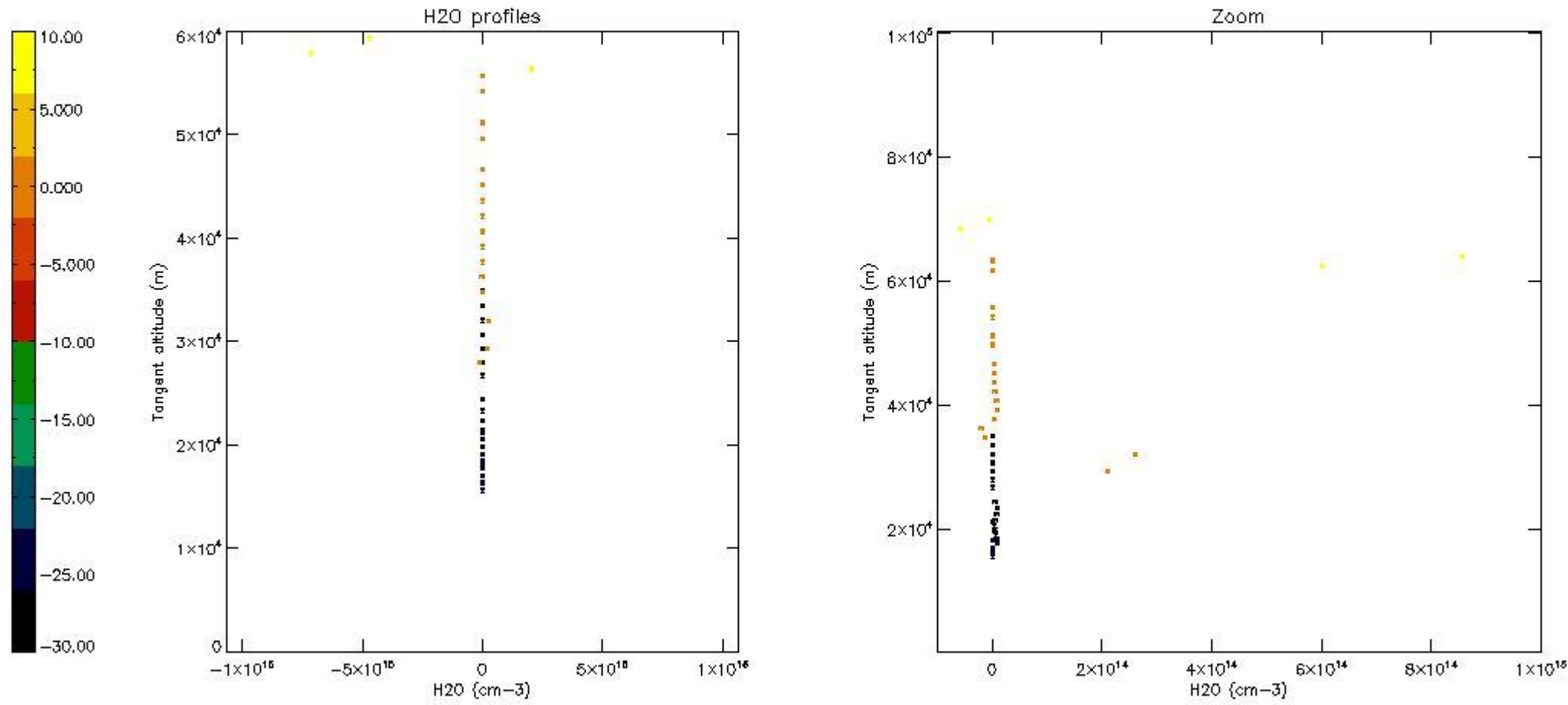
5.7 Plot NO3 profiles for all STD (dark without errors)

The colorbar represents the latitude.



5.8 Plot H2O profiles for all STD (only for occultations of stars 1,2,3,4,13,14,16,26,63 dark without errors)

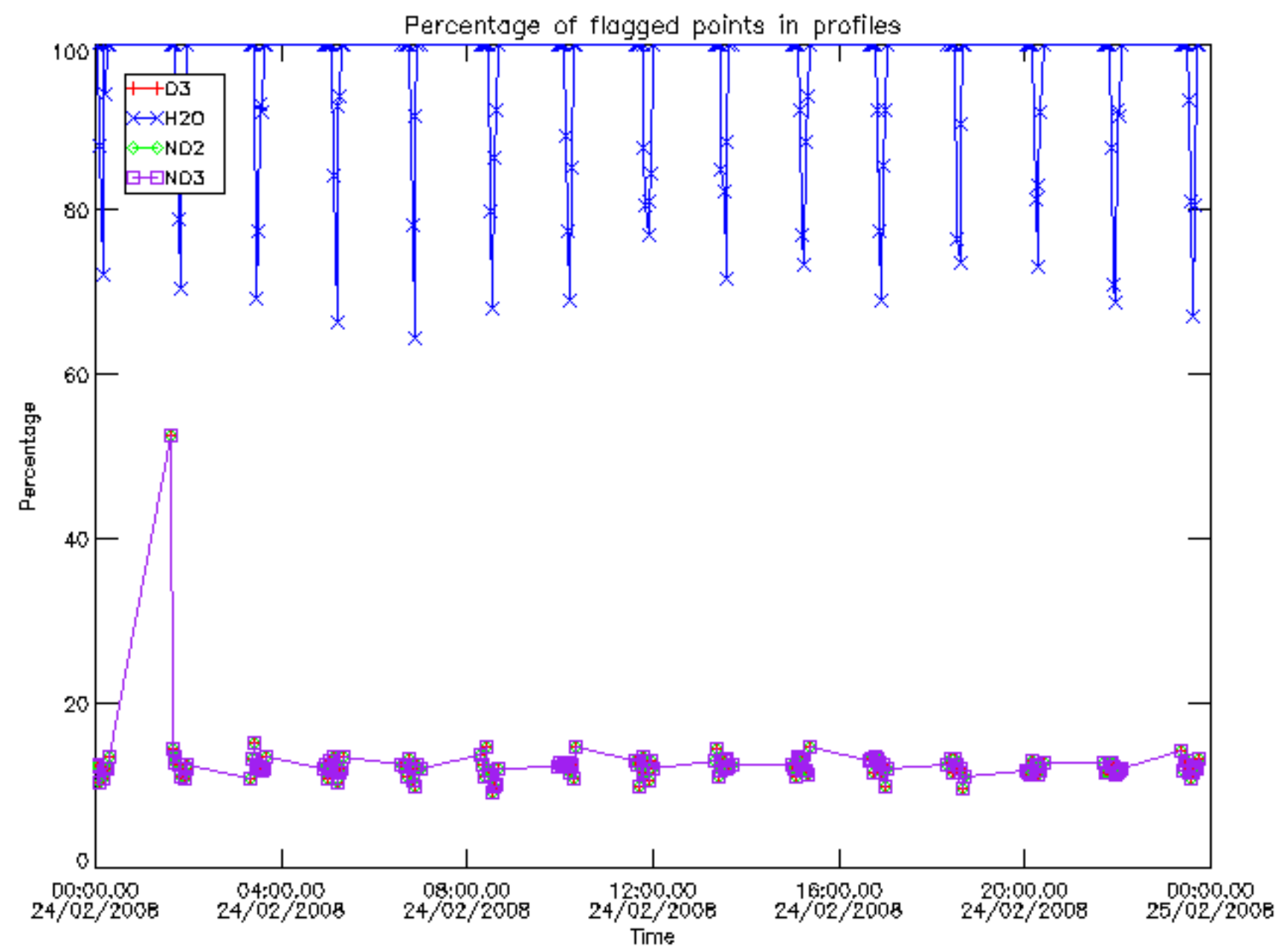
The colorbar represents the latitude.



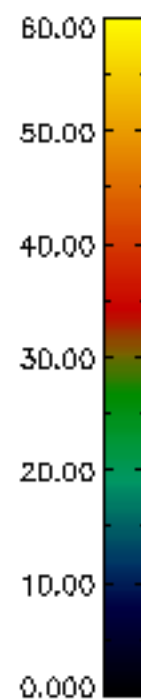
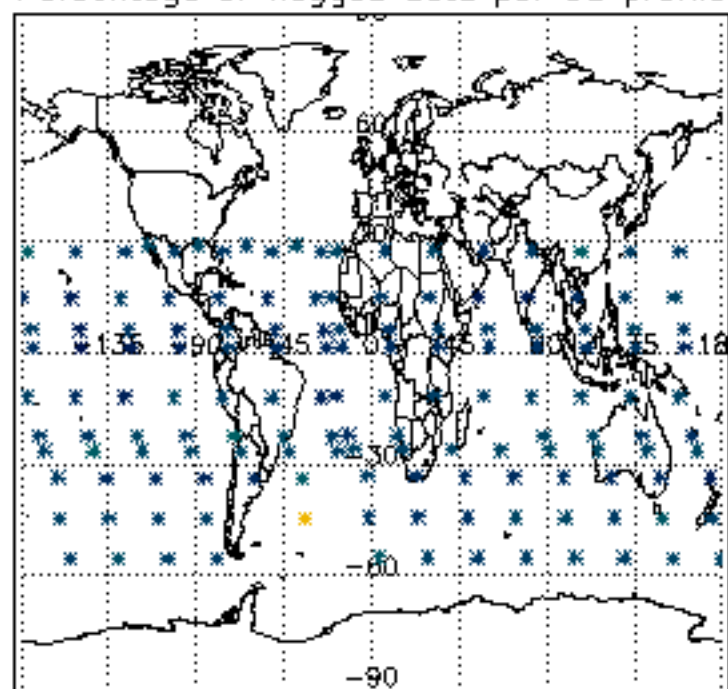
6. Auxiliary Data Files used for the production reported in section 2

The number reported in the third column indicates since which file (see list in section 2) the corresponding auxiliary file has been used. The fourth column is the date of those product files.

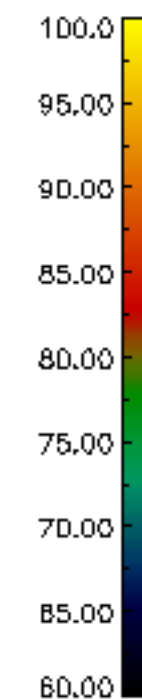
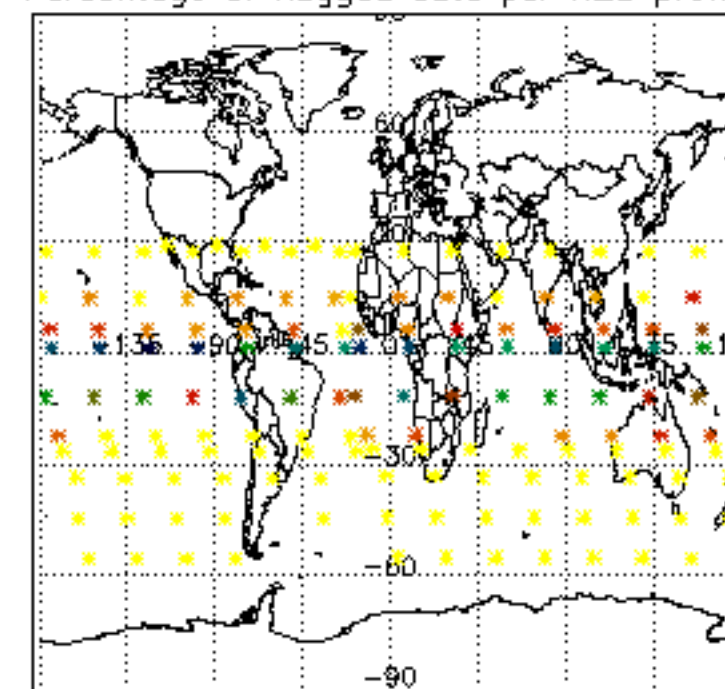
Type	Auxiliary Filename	Used since product	Used since product date
INST_PHYS_CHARACTERISTICS	GOM_INS_AXVIEC20091111_143220_20030716_120000_20500101_000000	1	24-FEB-2008 00:01:42
LEVEL-2_PROC_CONFIG	GOM_PR2_AXVIEC20091111_152718_20020301_000000_20500101_000000	1	24-FEB-2008 00:01:42
CROSS_SECTIONS_FILE	GOM_CRS_AXVIEC20091111_154832_20020301_000000_20500101_000000	1	24-FEB-2008 00:01:42



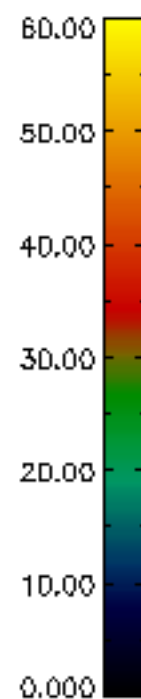
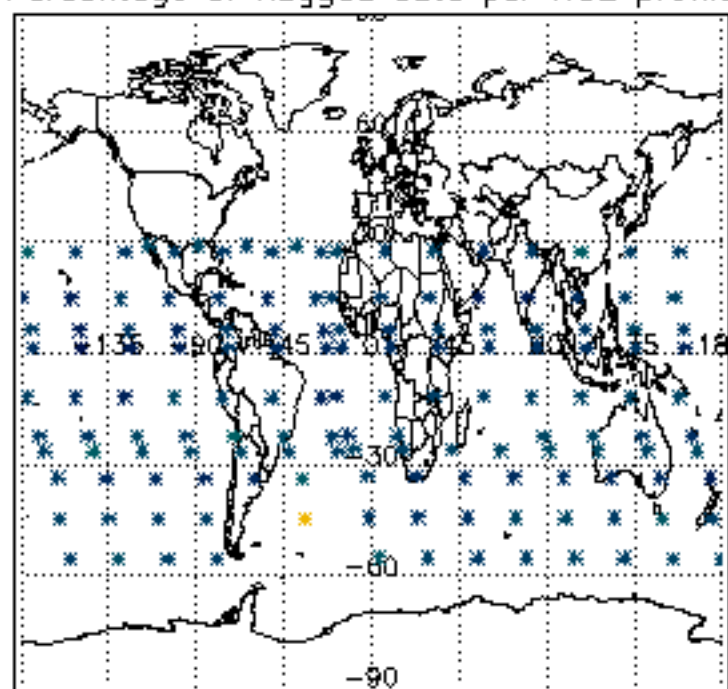
Percentage of flagged data per D3 profile



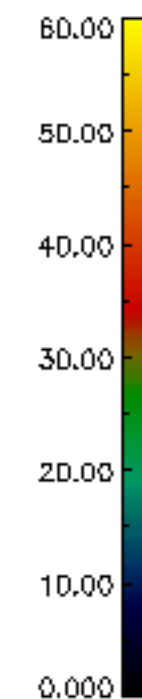
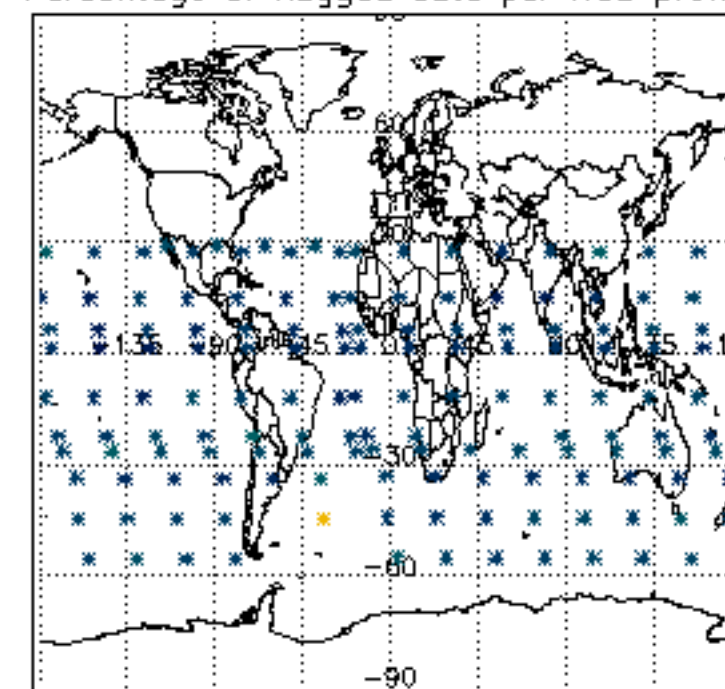
Percentage of flagged data per H2O profile

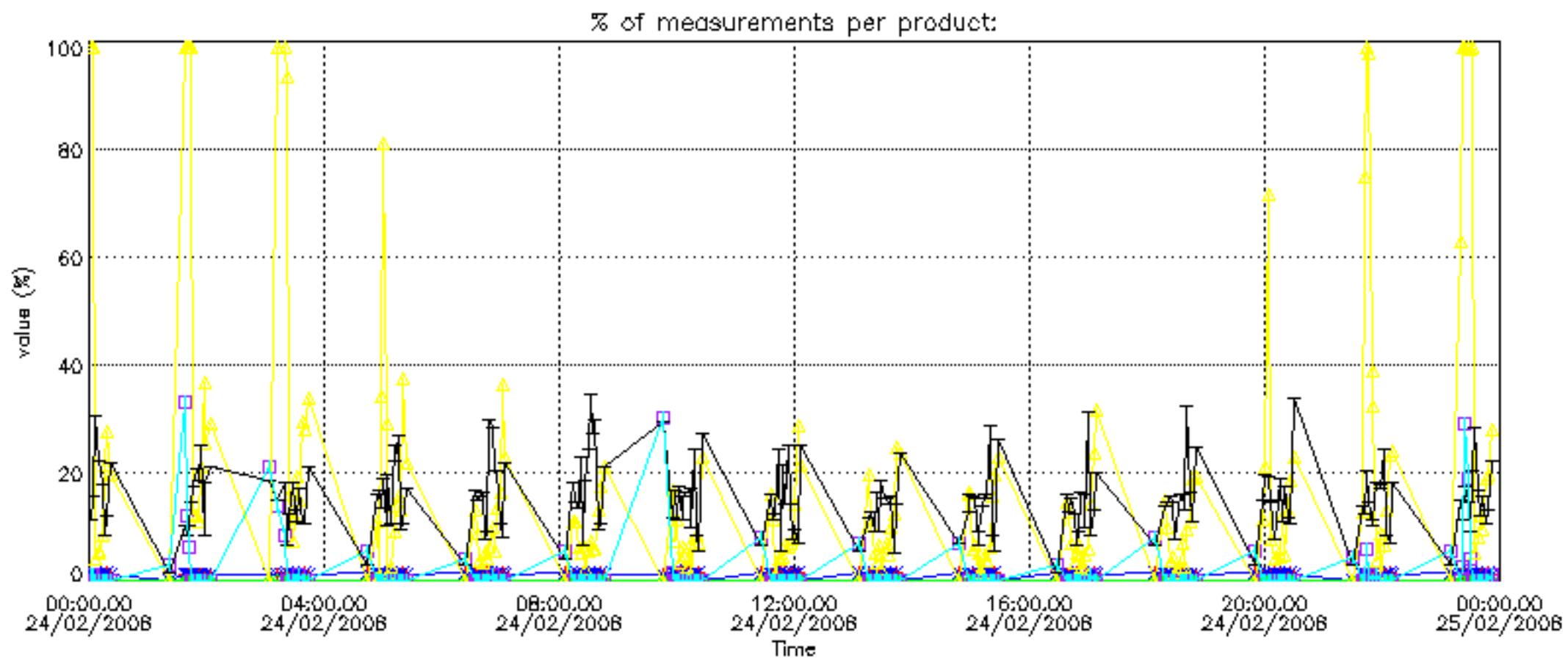


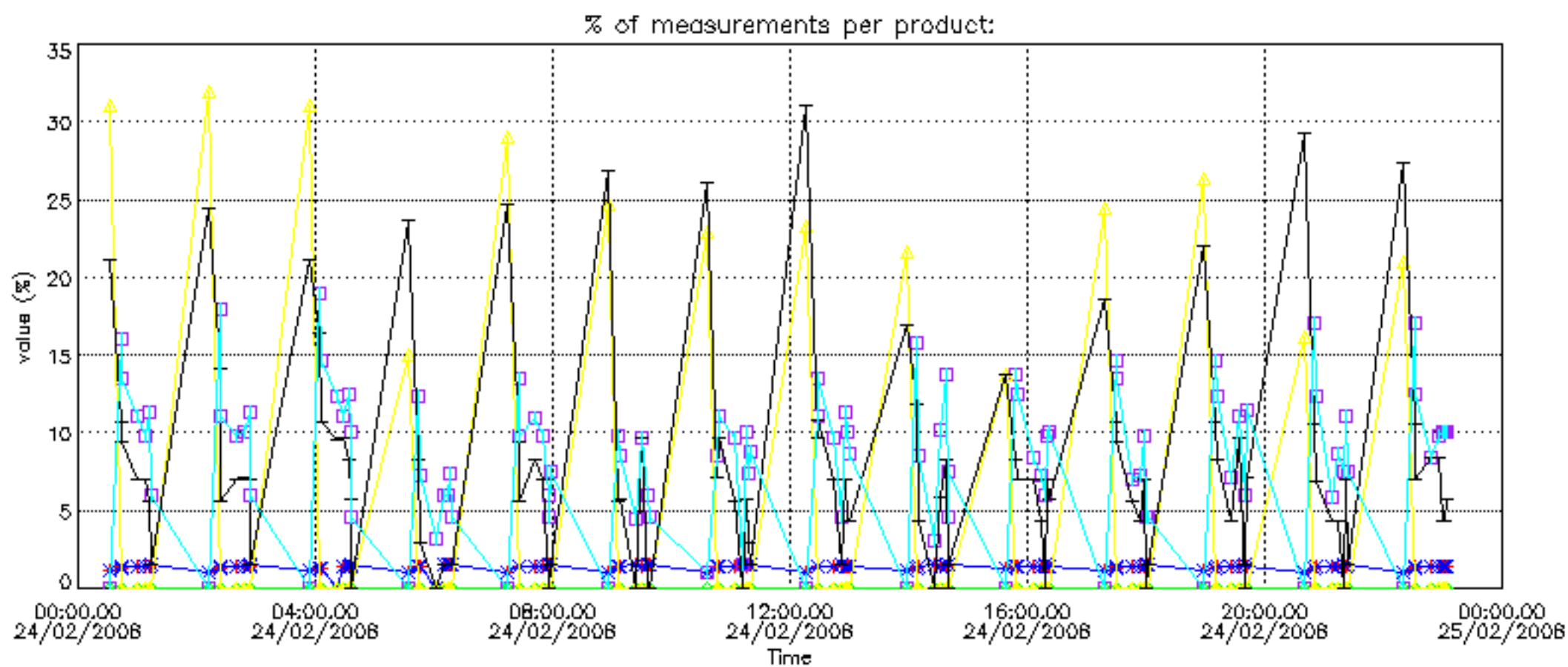
Percentage of flagged data per NO2 profile



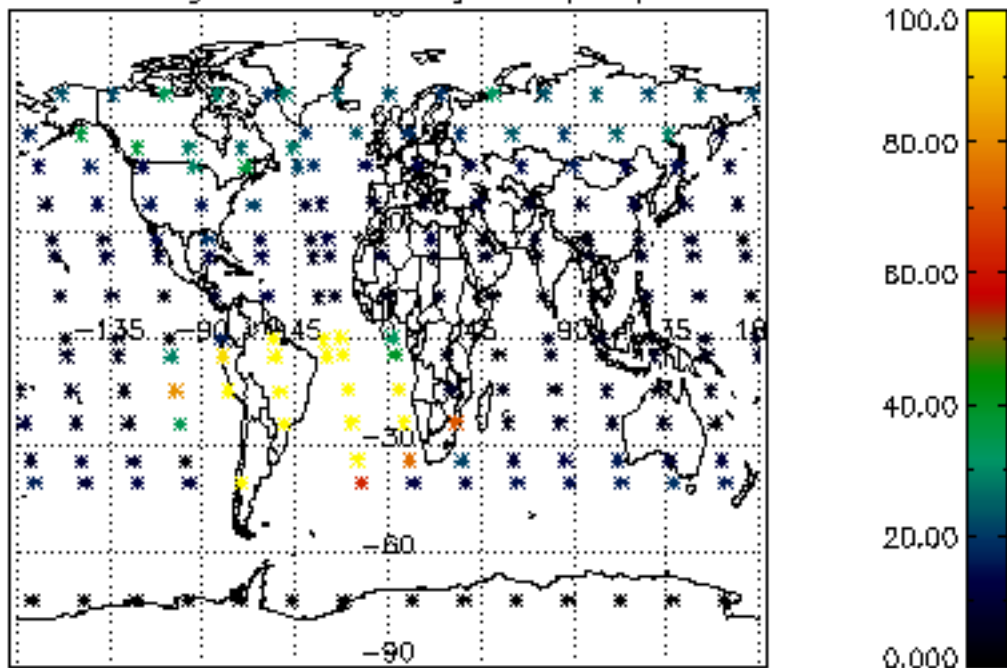
Percentage of flagged data per NO3 profile



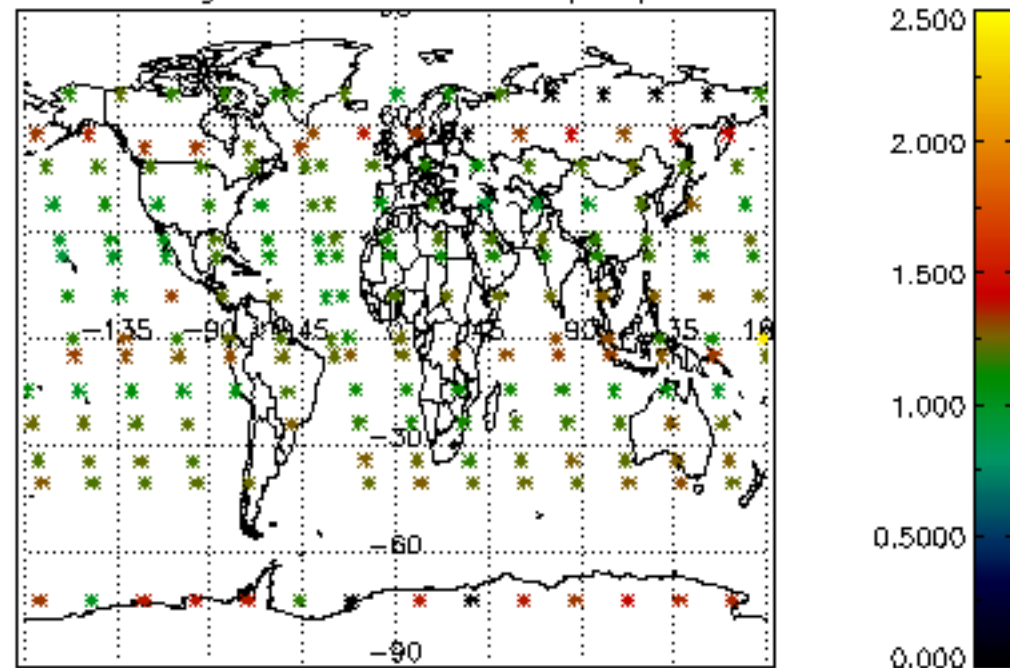




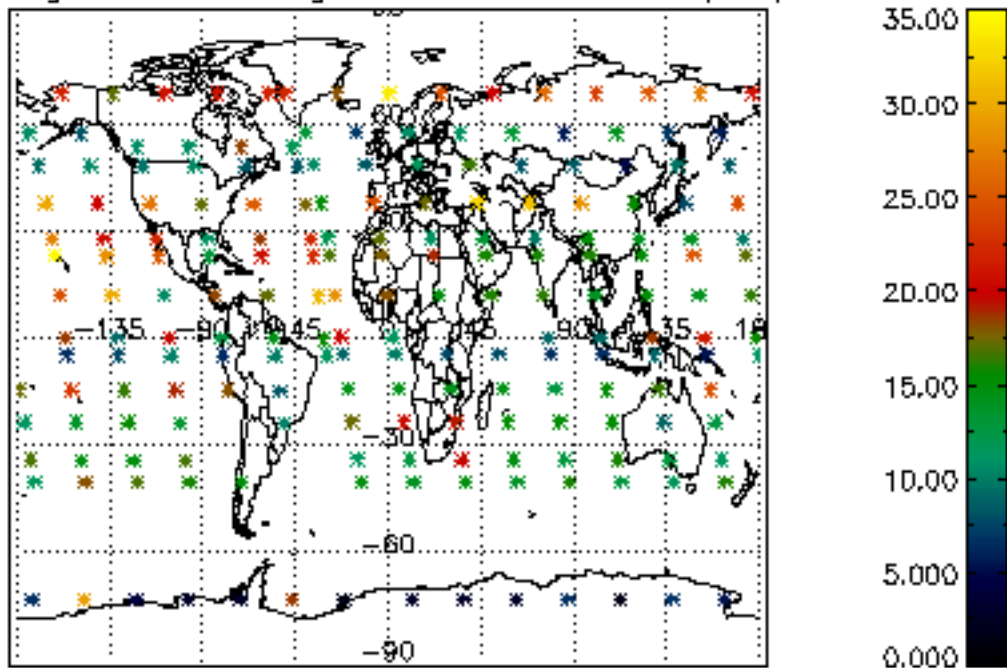
Percentage of cosmic ray hits per profile



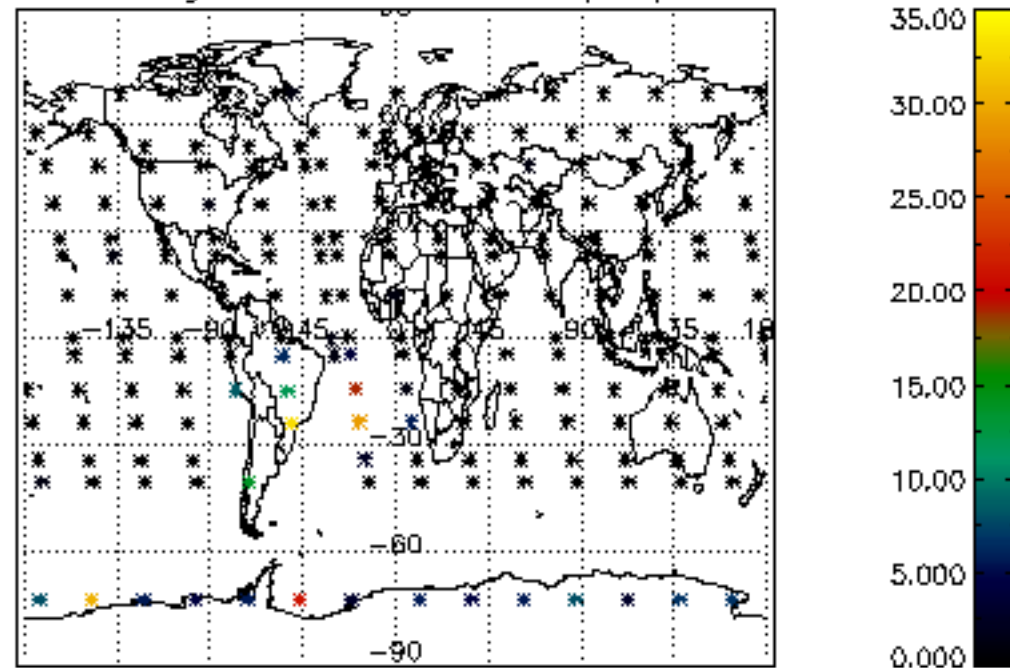
Percentage of datation errors per profile



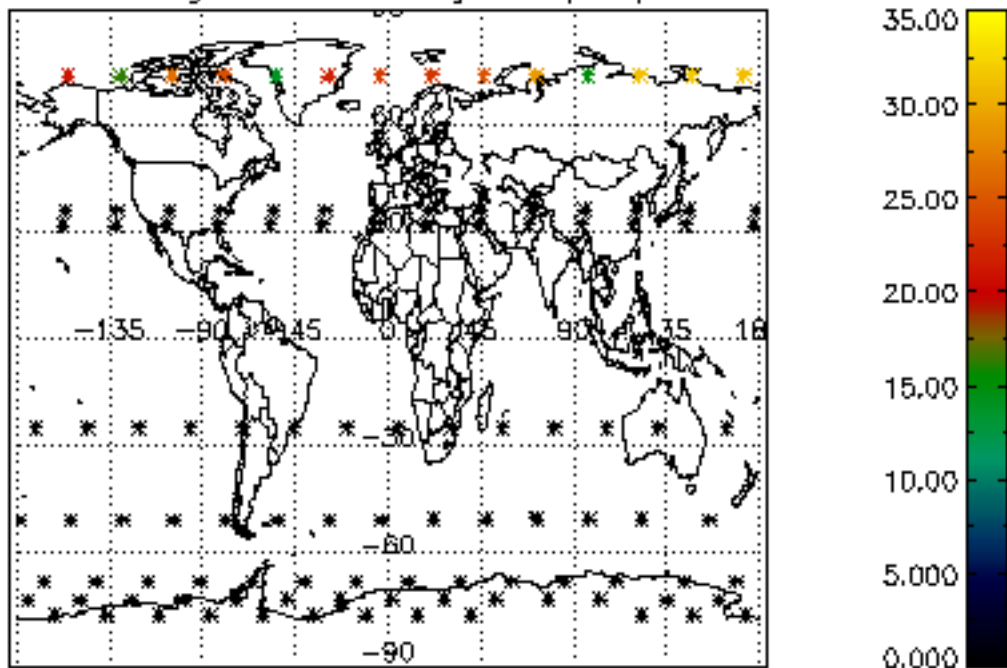
Percentage of star falling outside central band per profile



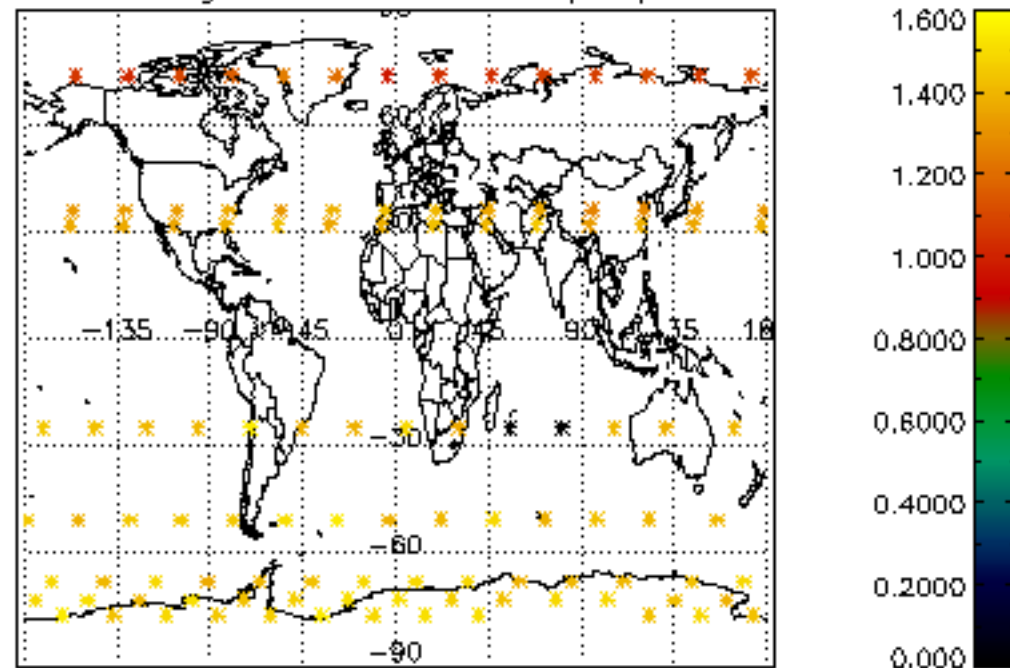
Percentage of saturation errors per profile



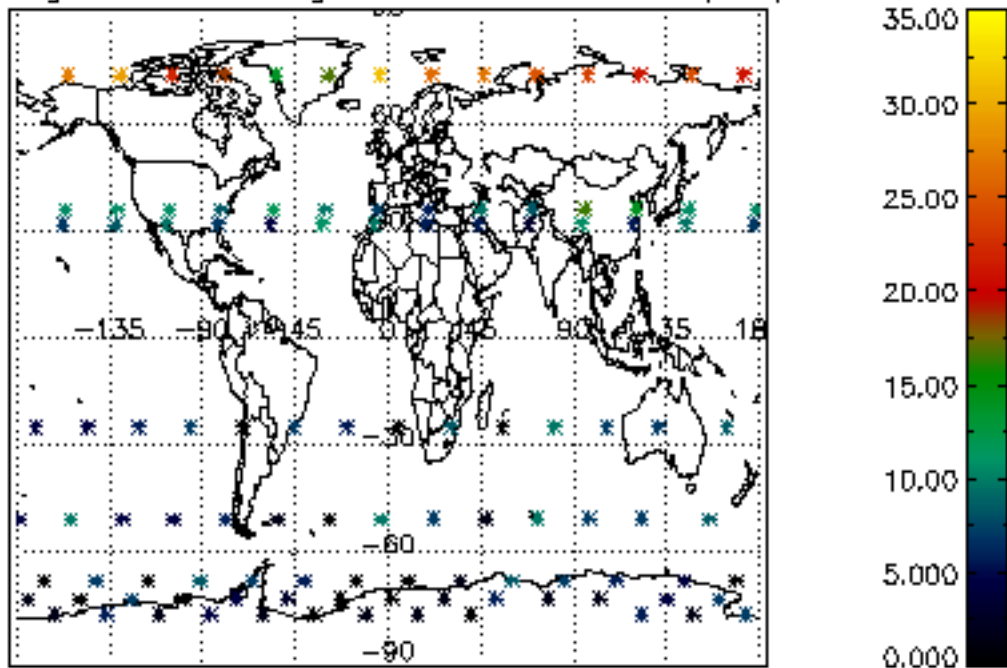
Percentage of cosmic ray hits per profile



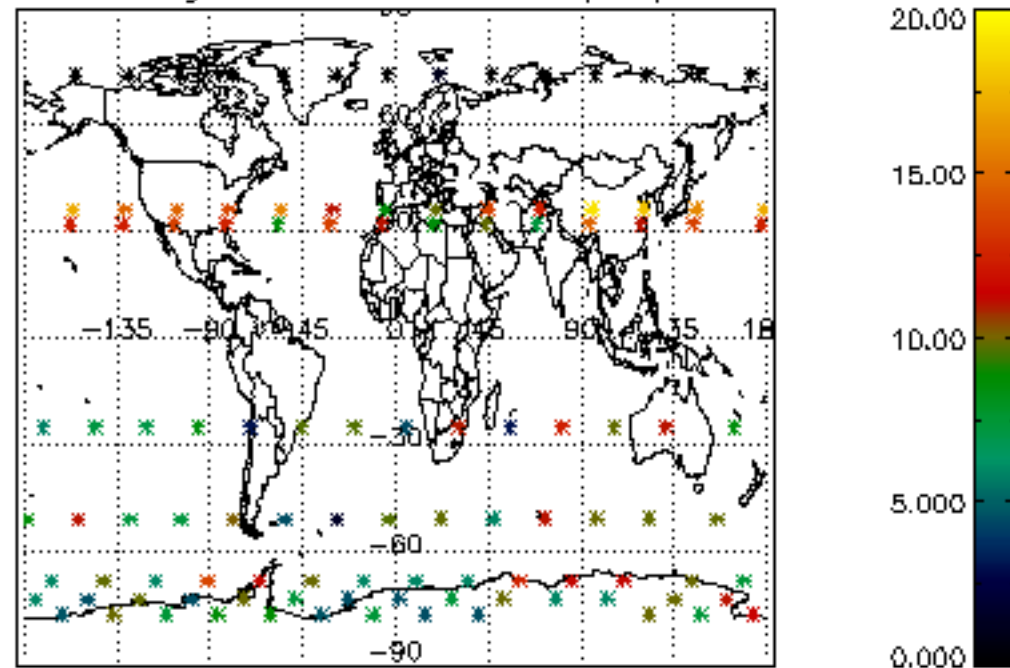
Percentage of datation errors per profile

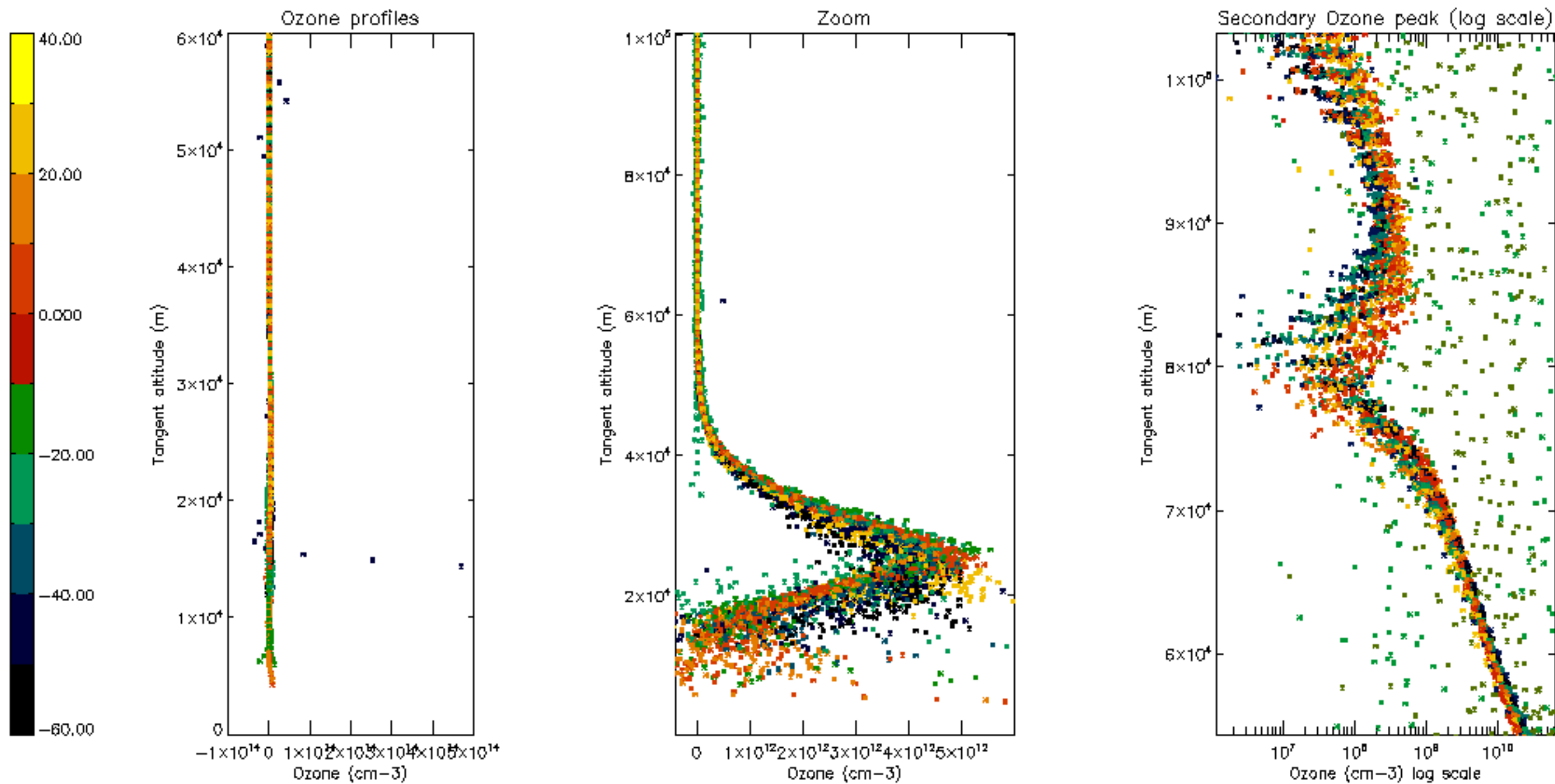


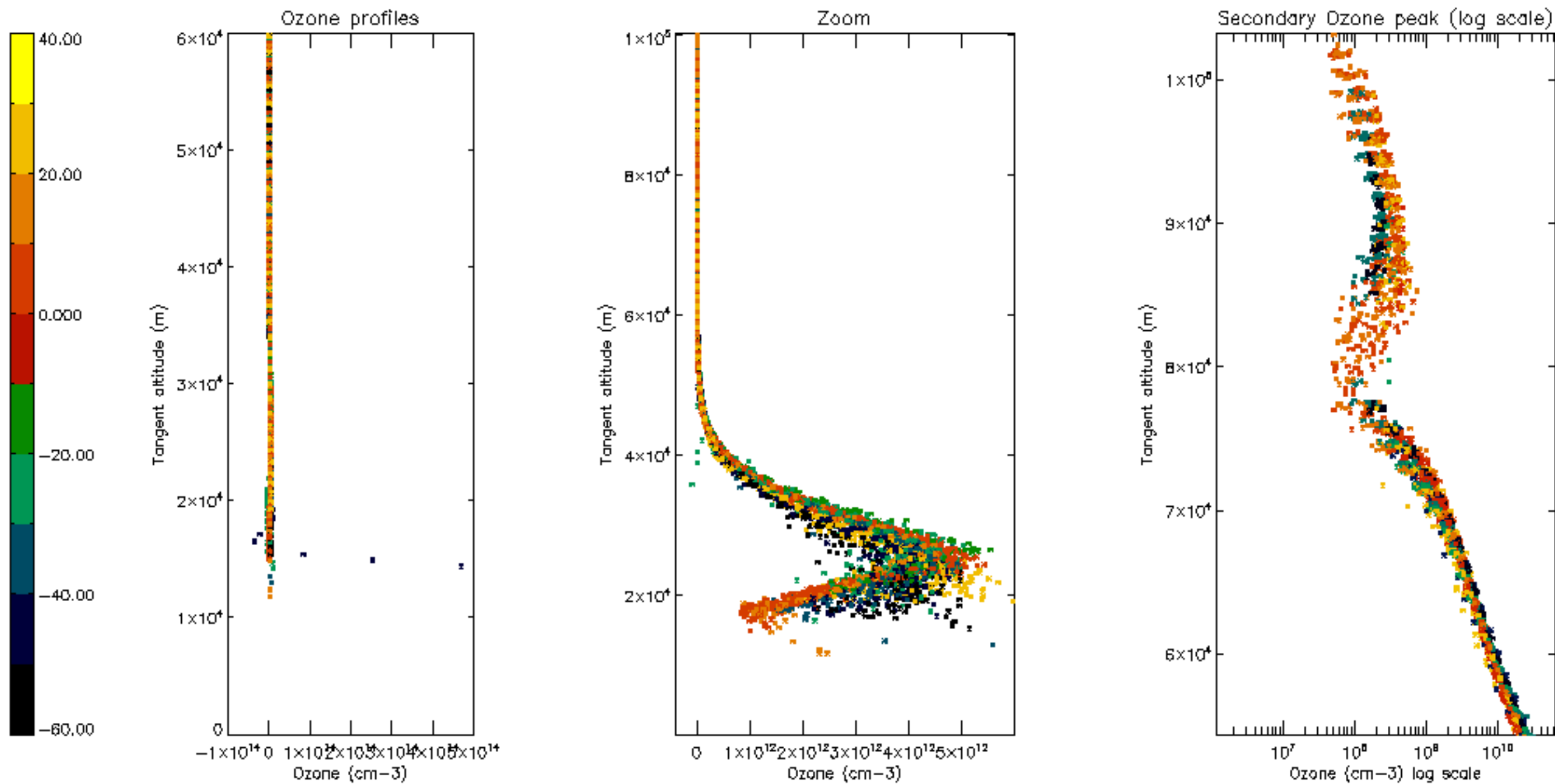
Percentage of star falling outside central band per profile

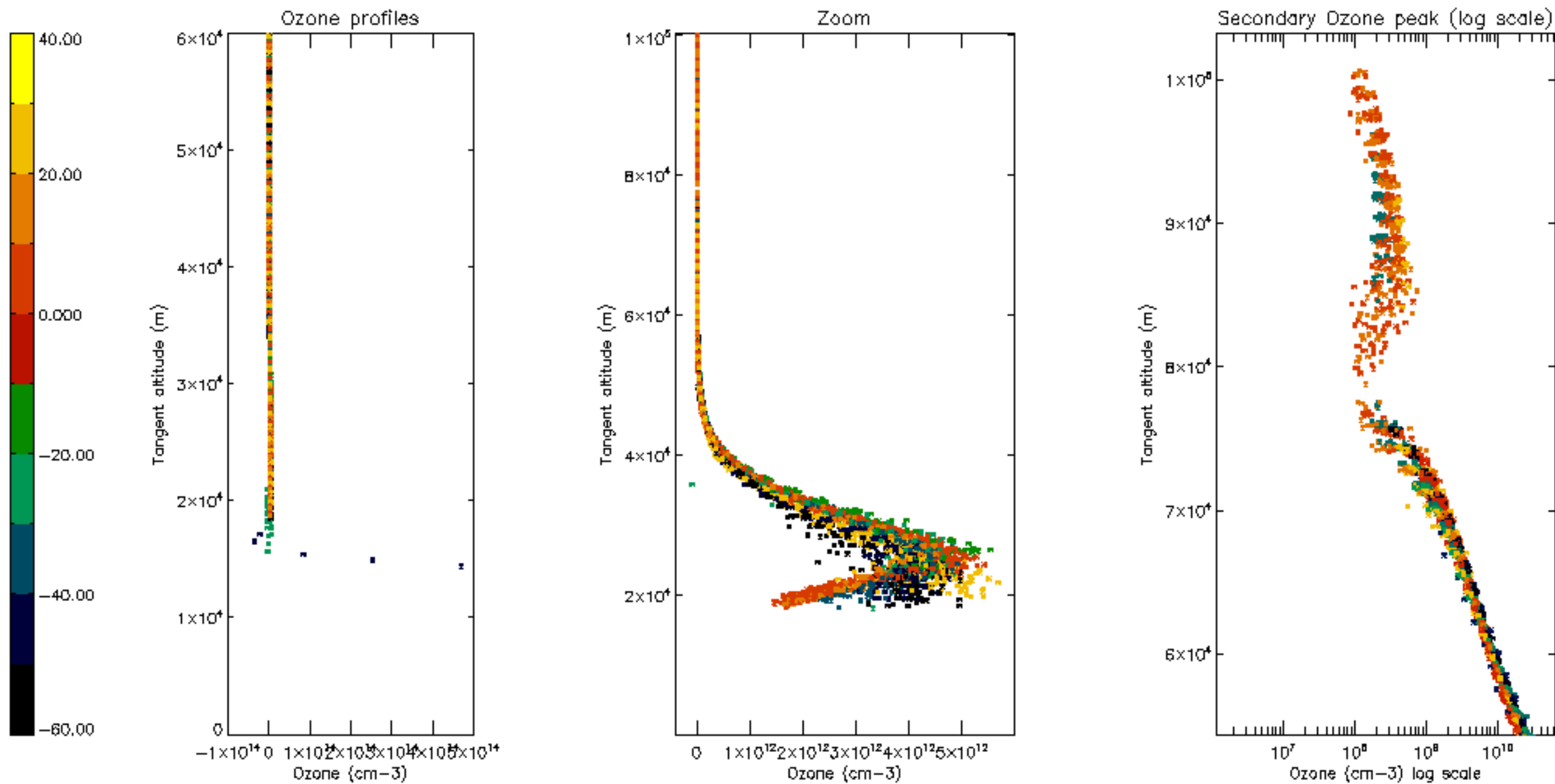


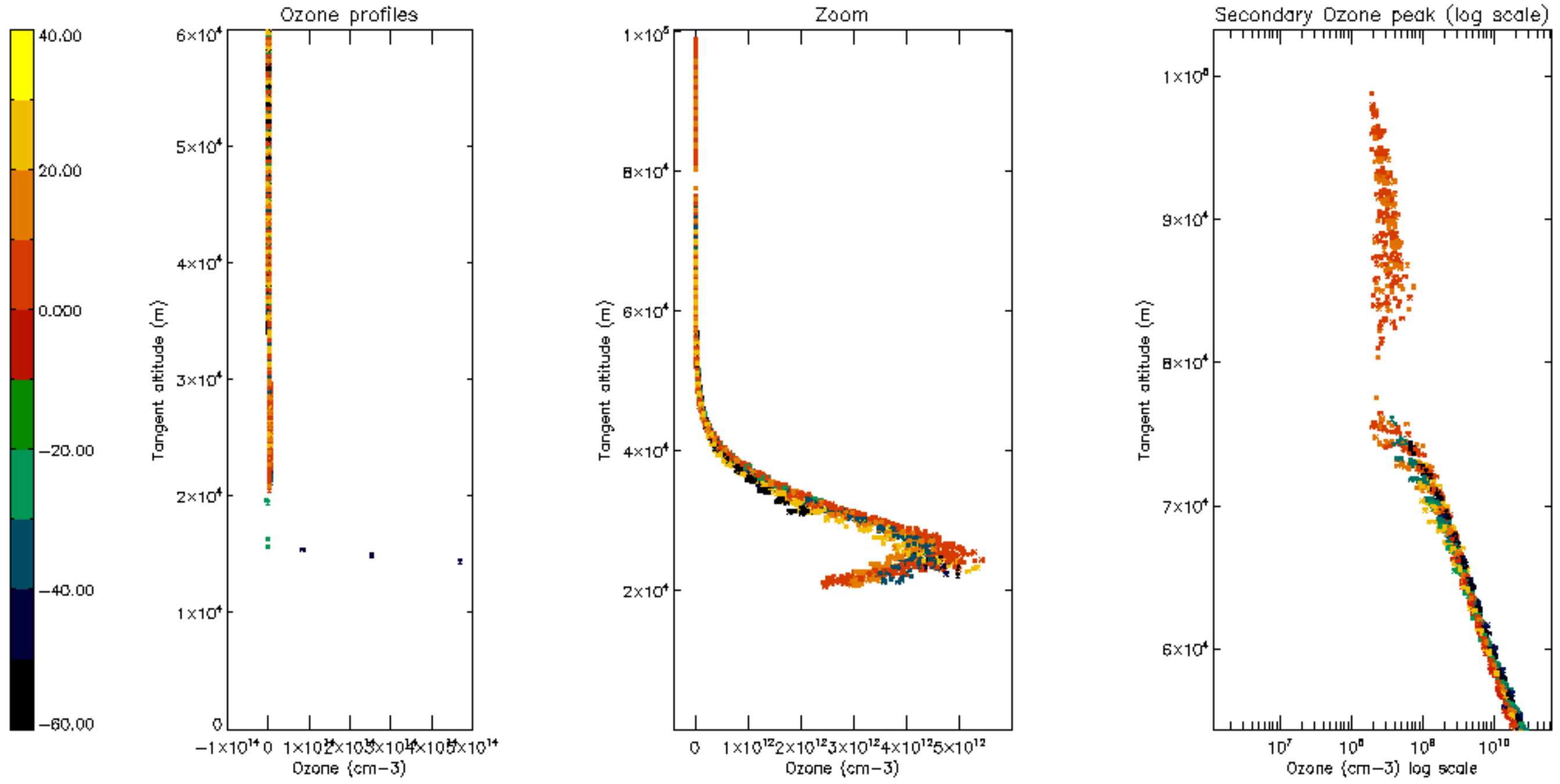
Percentage of saturation errors per profile

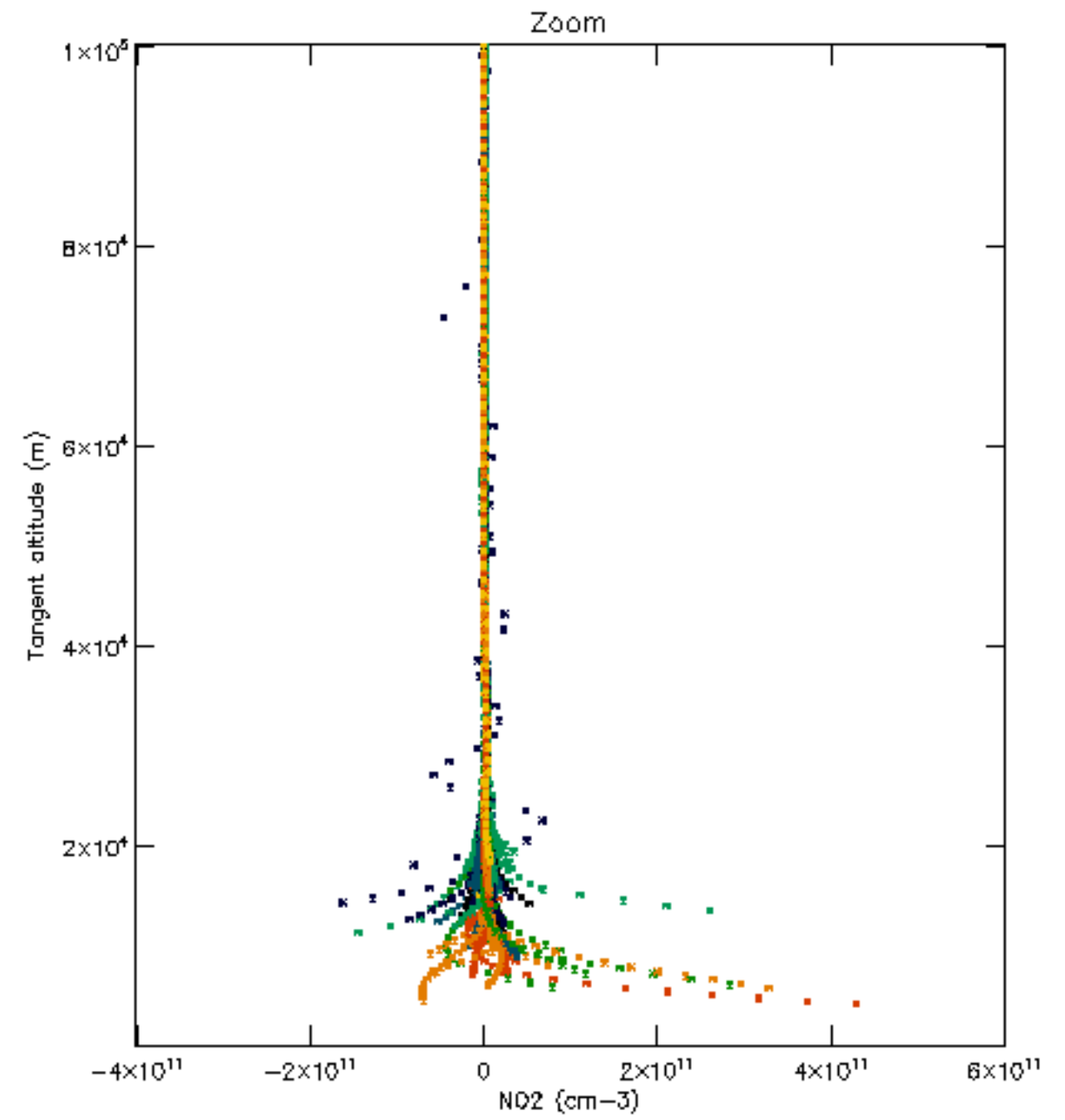
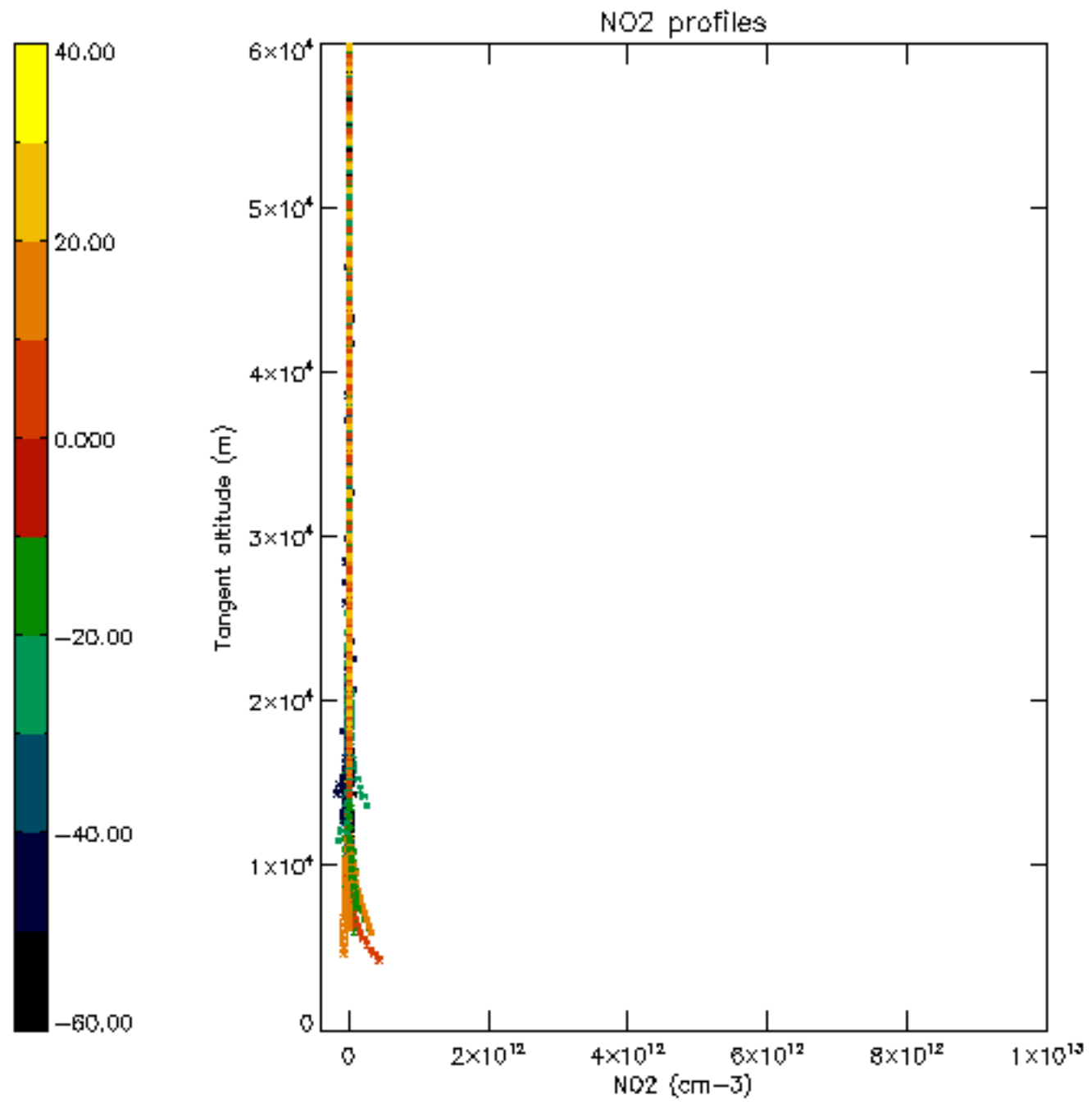


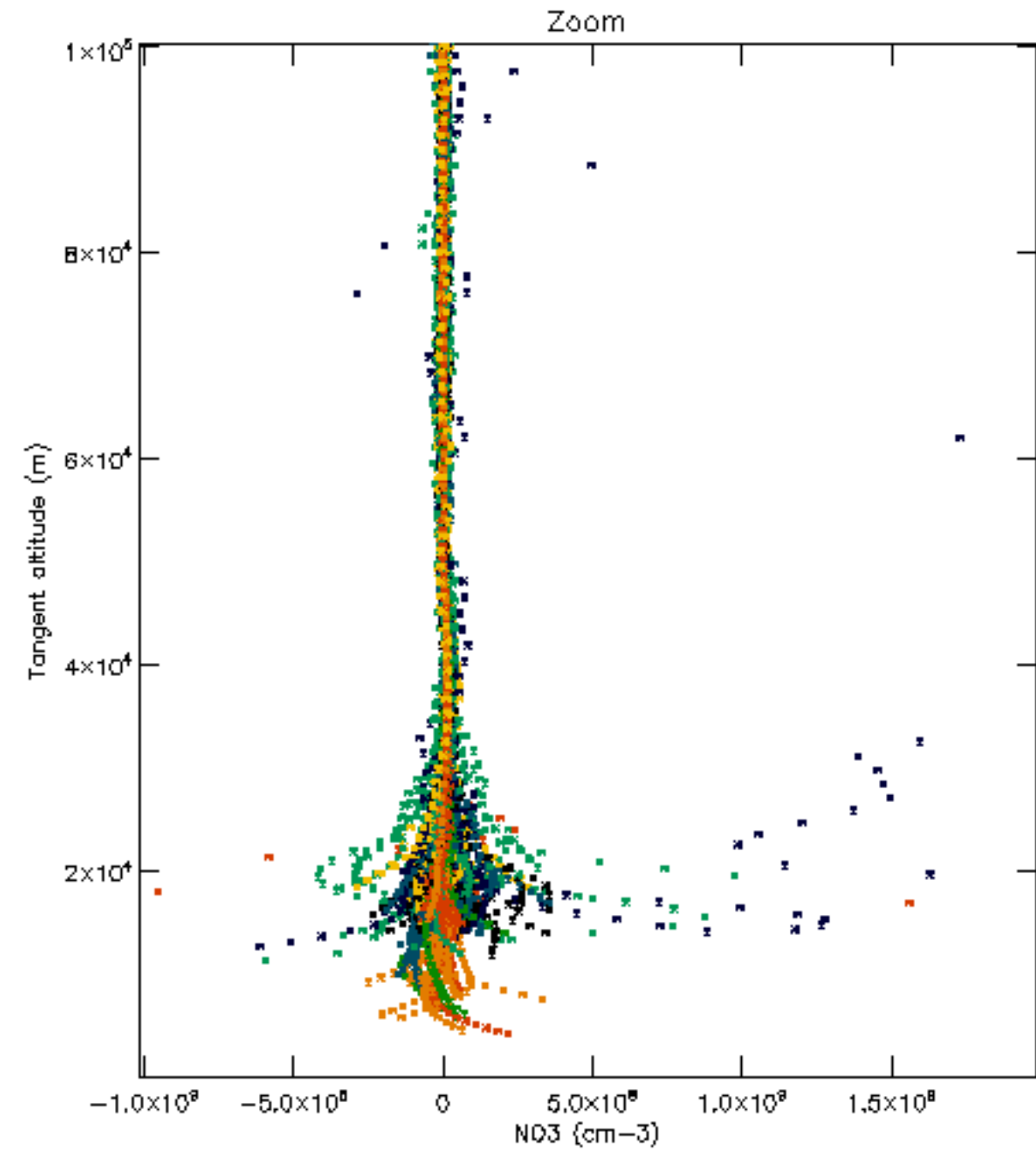
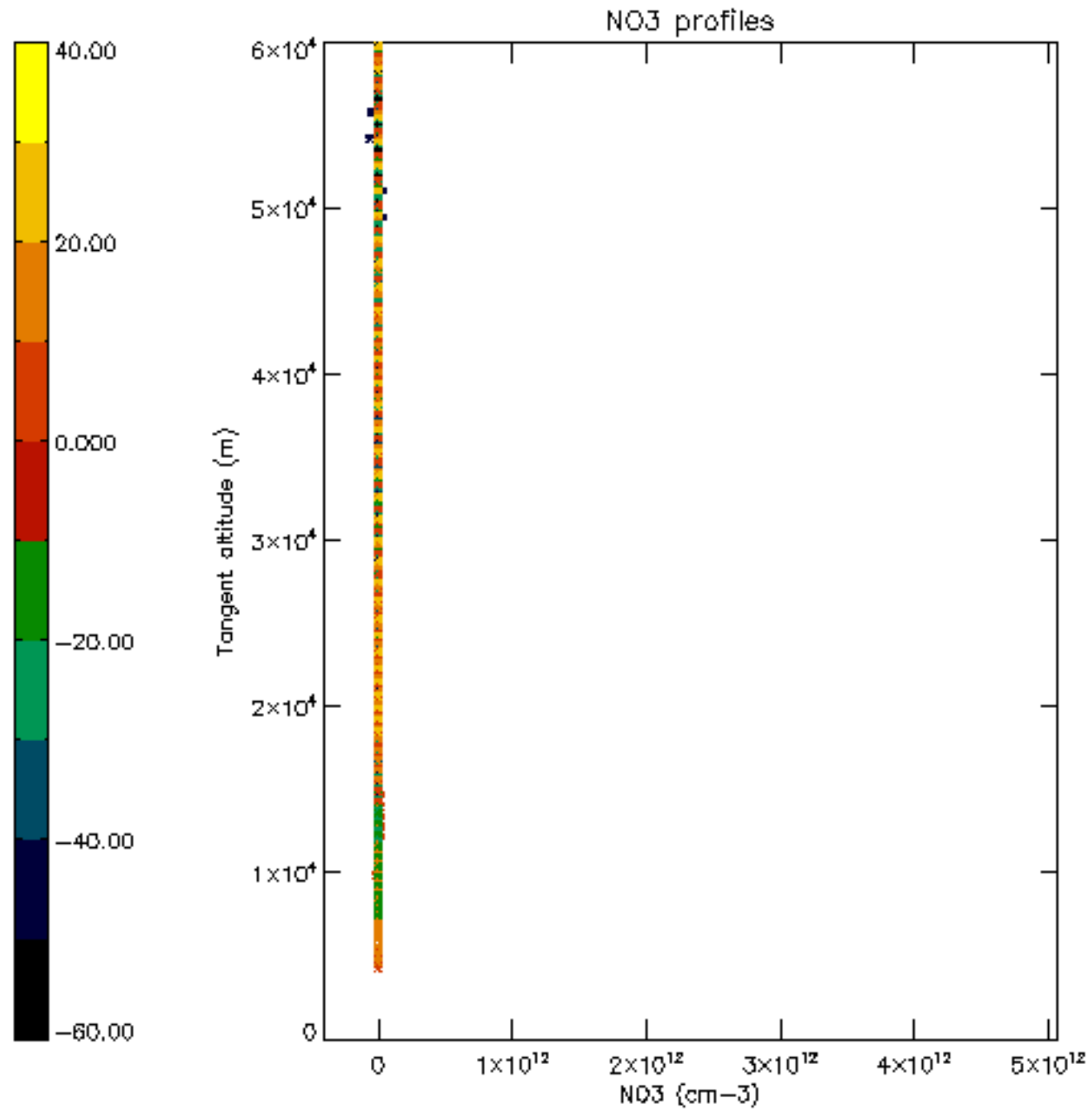


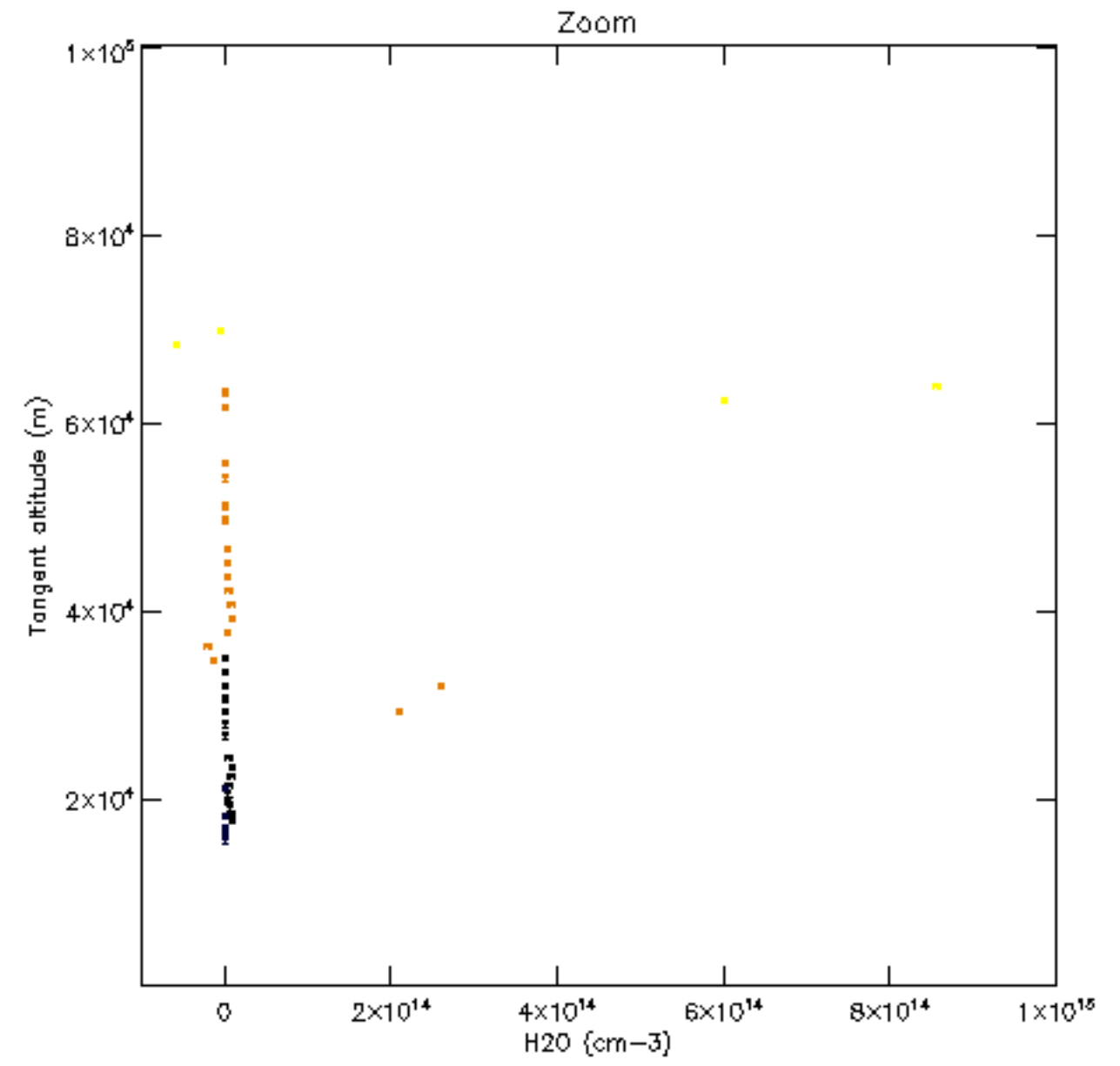
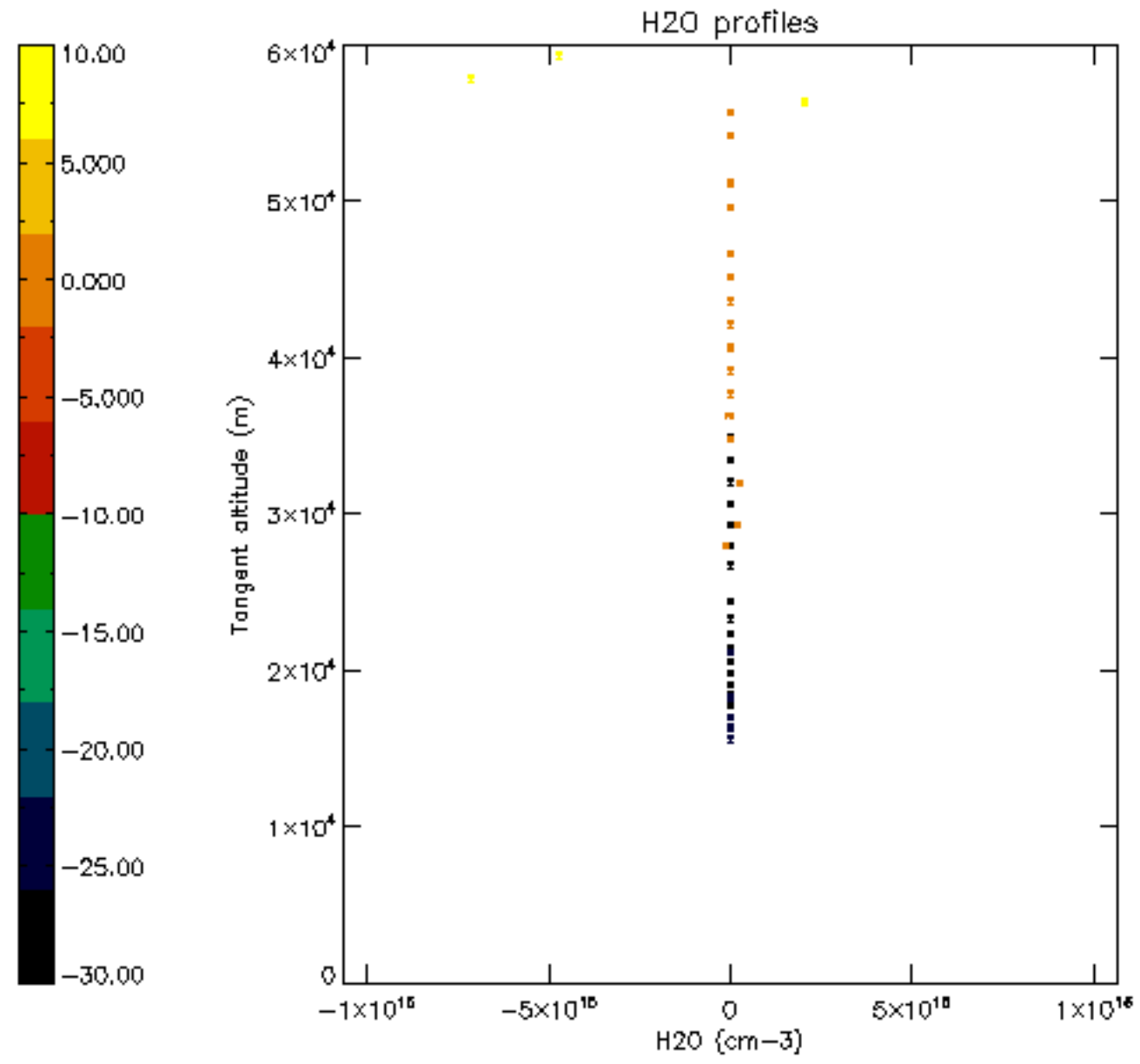


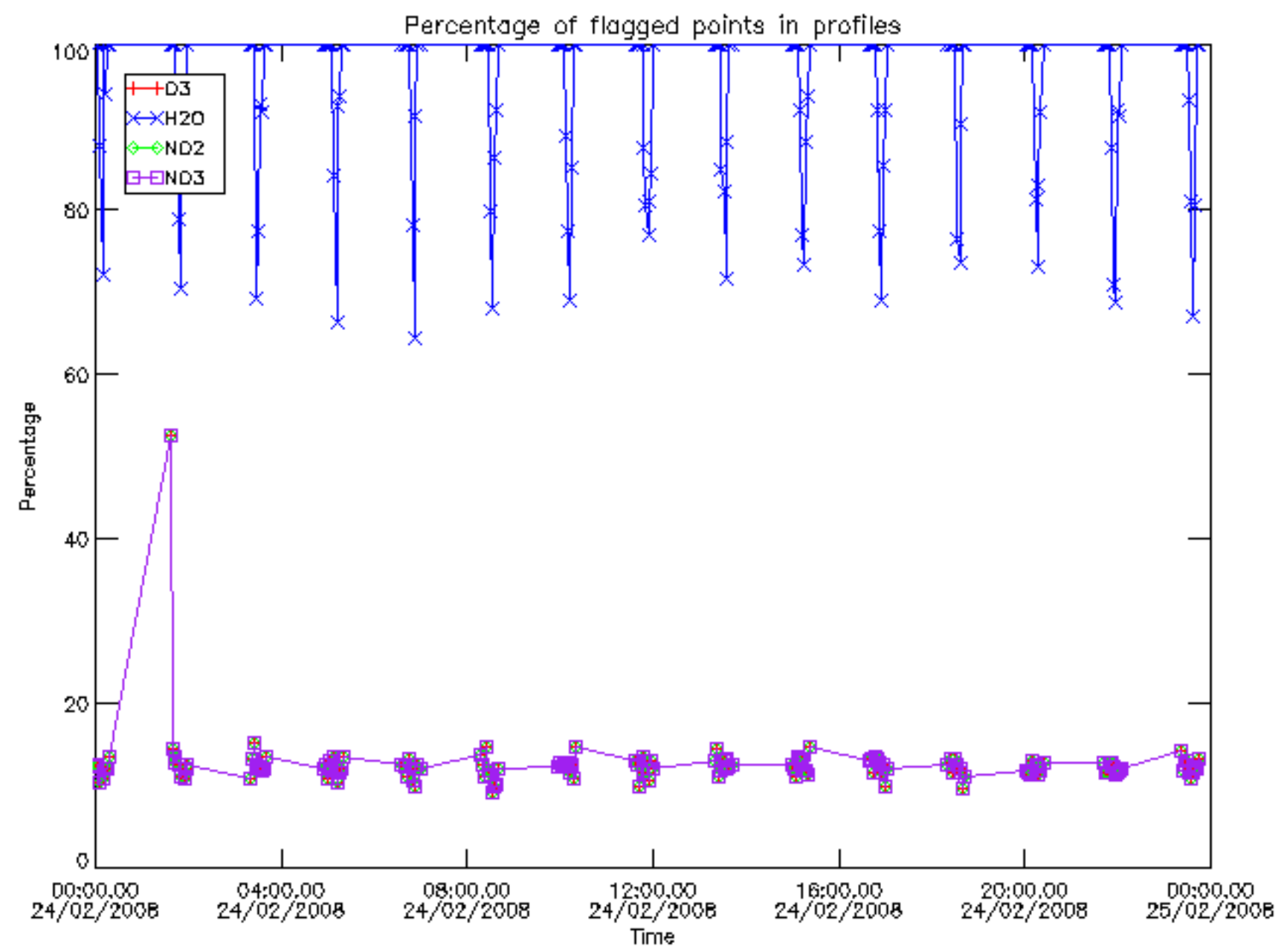




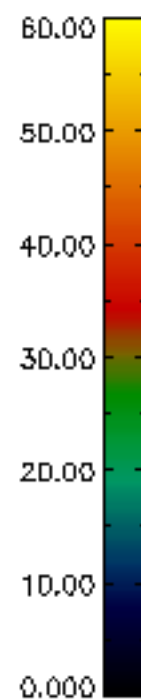
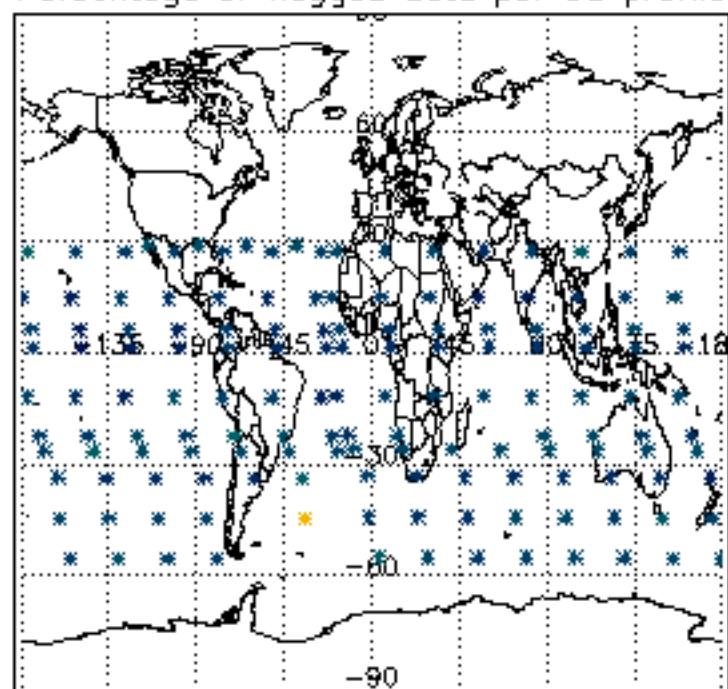




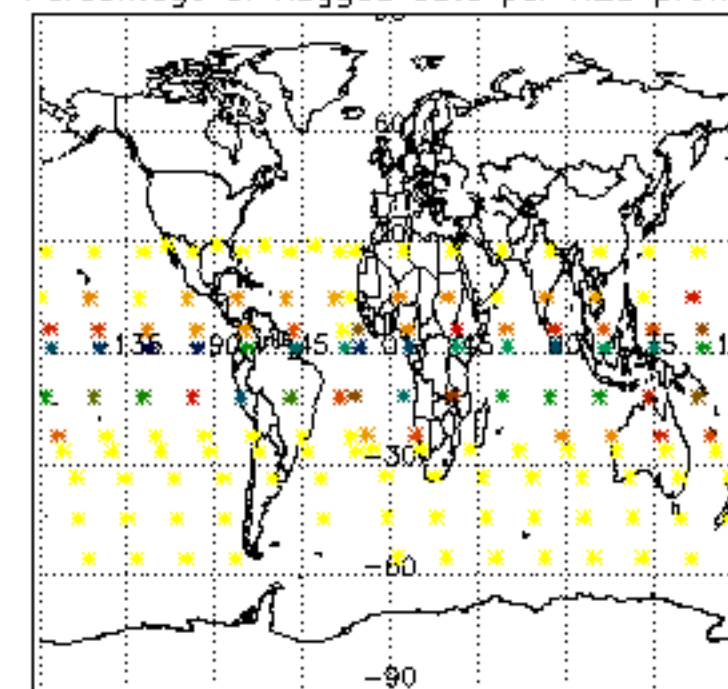




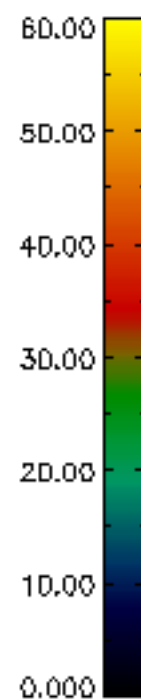
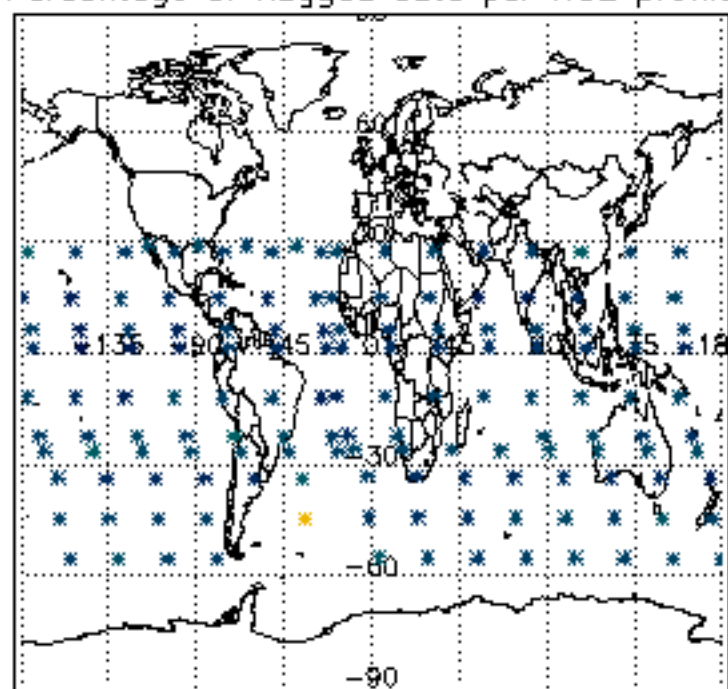
Percentage of flagged data per D3 profile



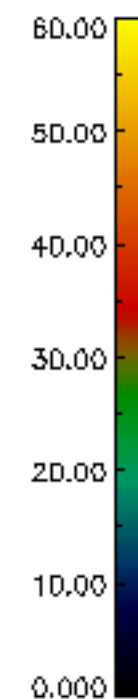
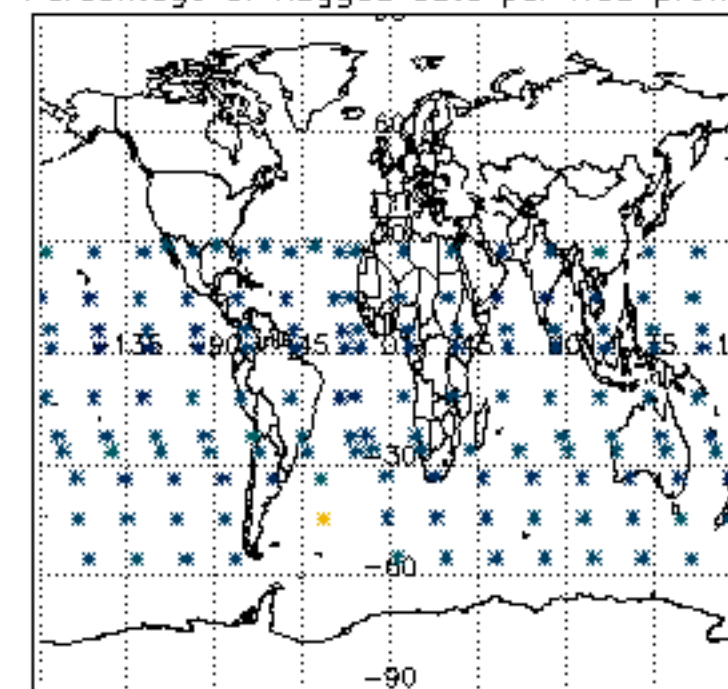
Percentage of flagged data per H2O profile

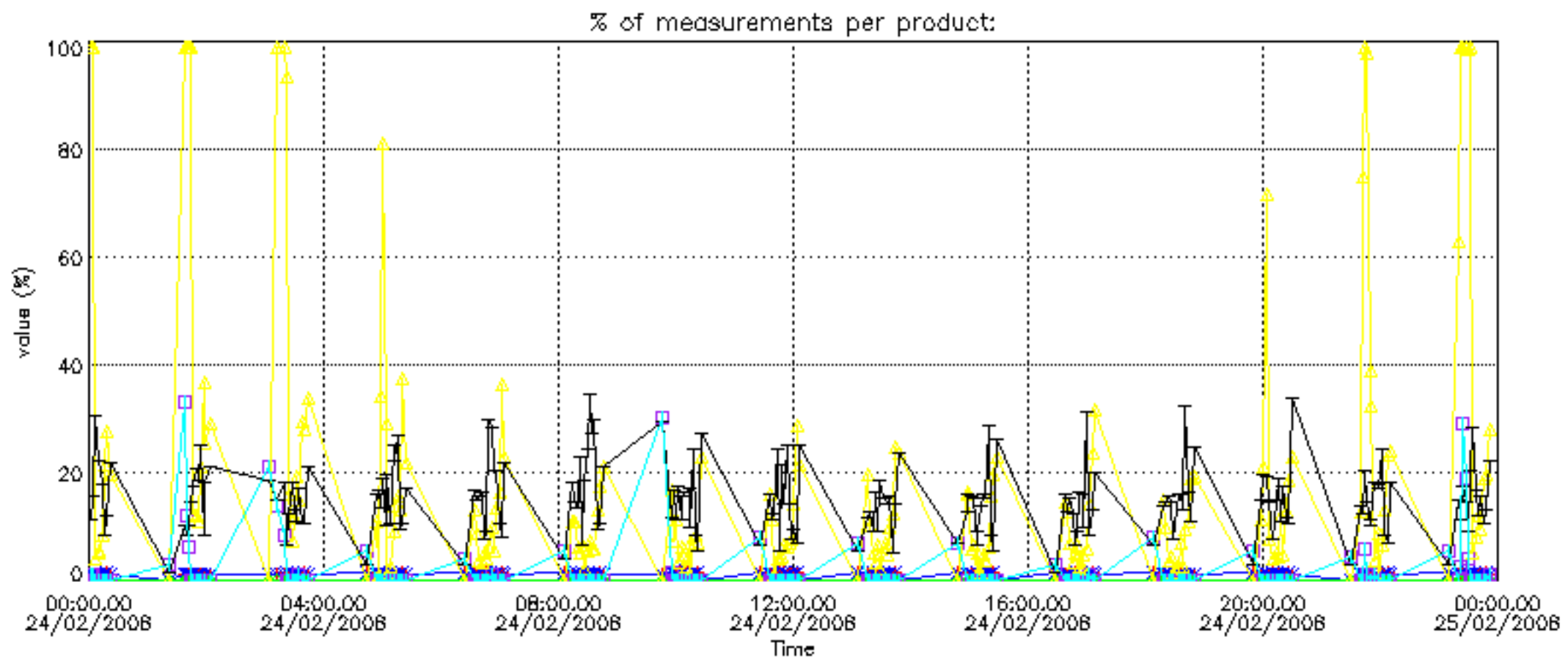


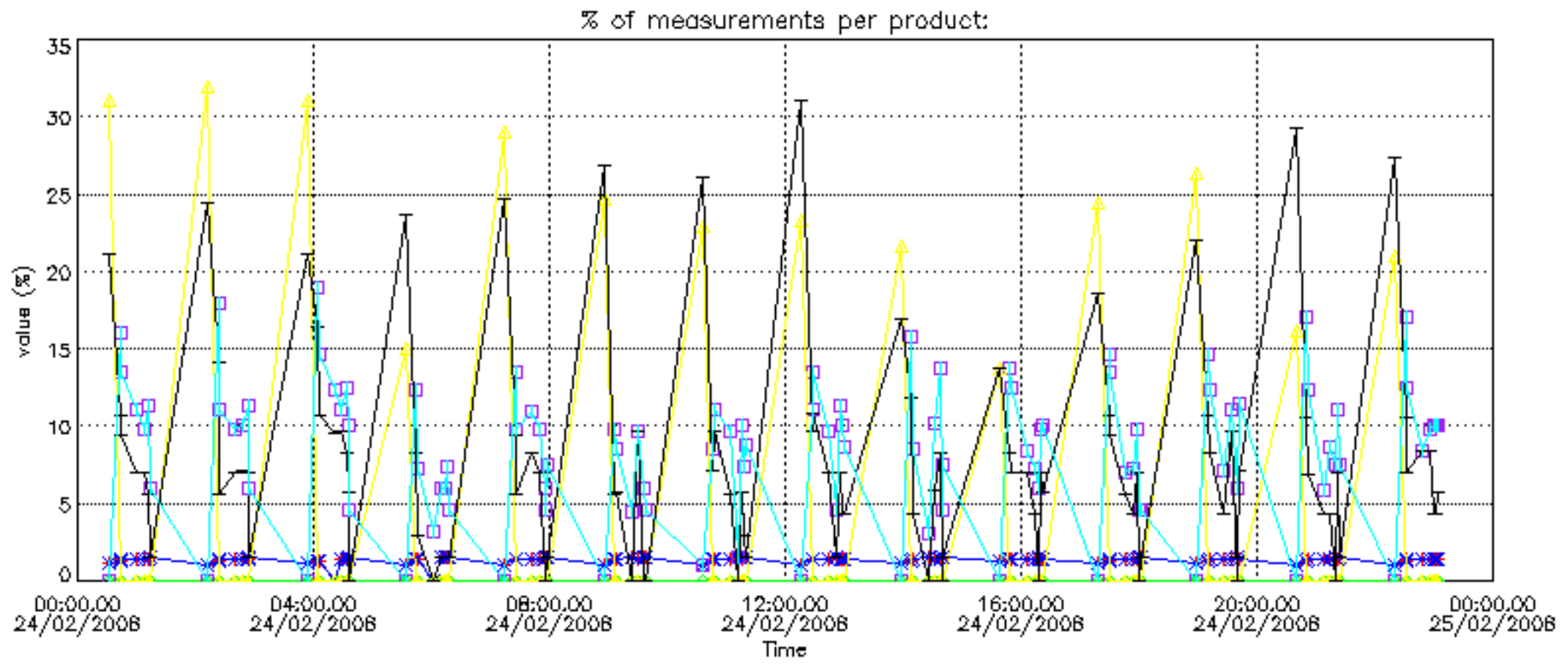
Percentage of flagged data per NO2 profile



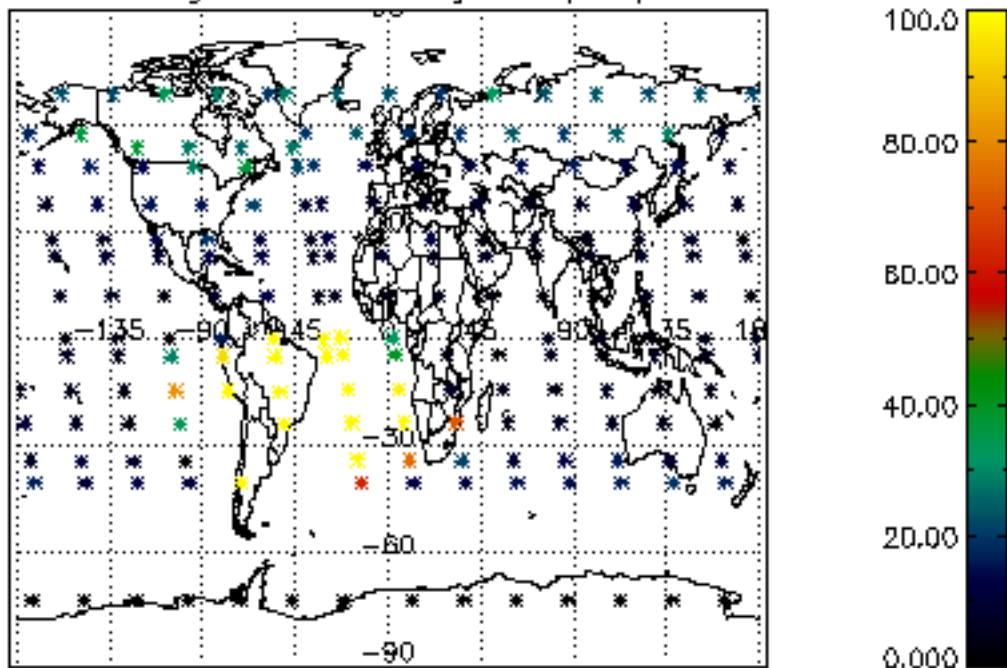
Percentage of flagged data per NO3 profile



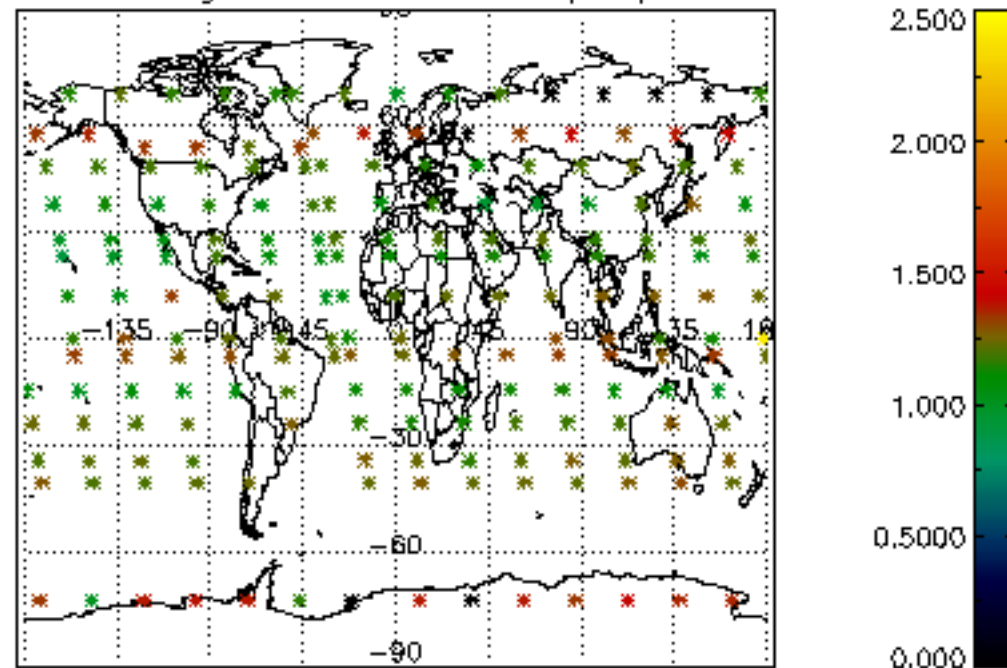




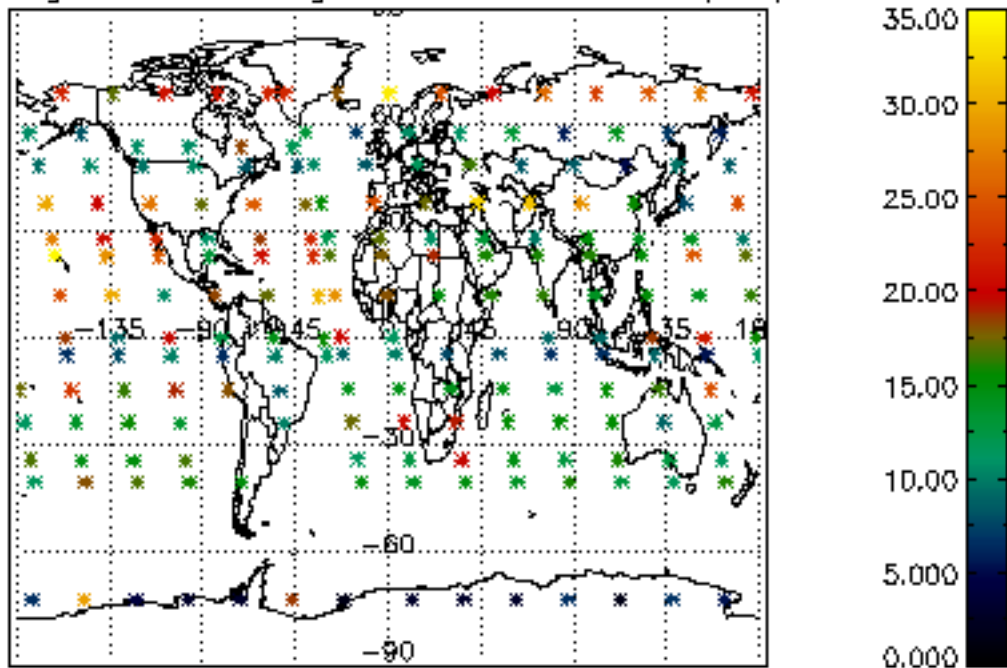
Percentage of cosmic ray hits per profile



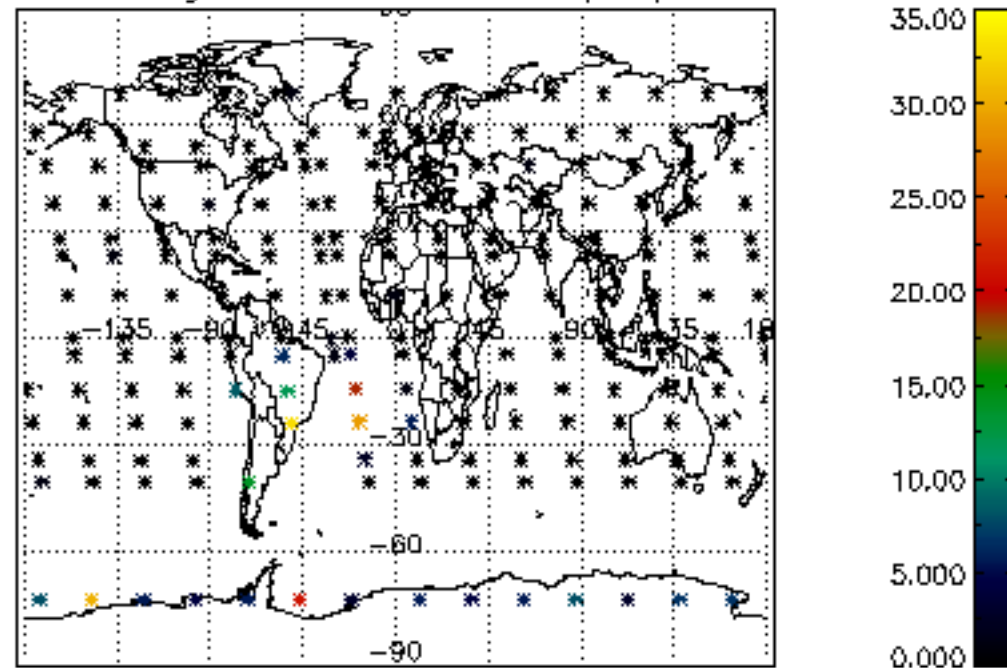
Percentage of datation errors per profile



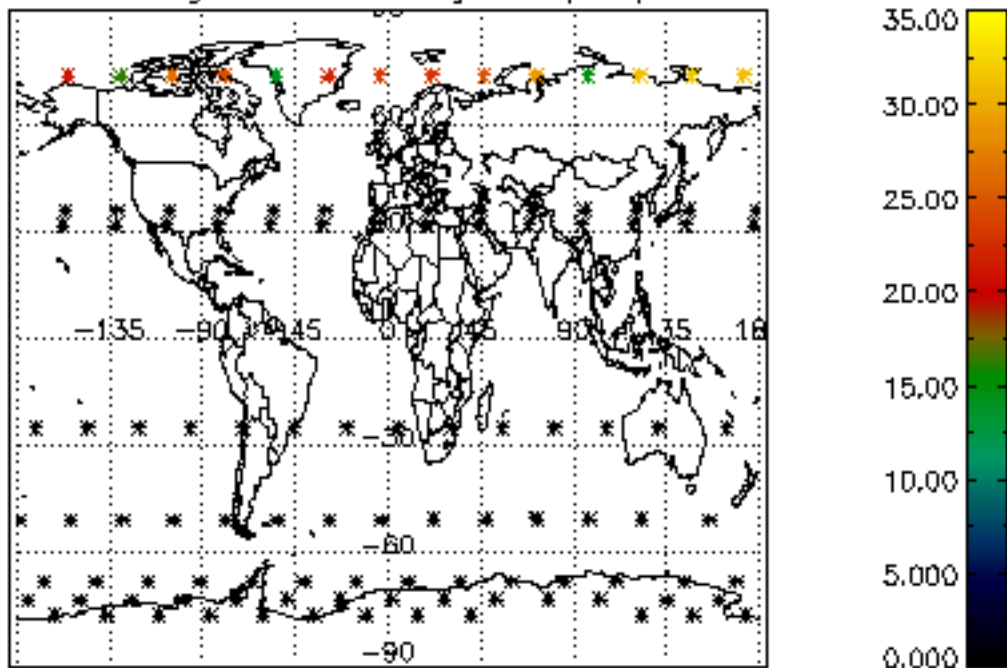
Percentage of star falling outside central band per profile



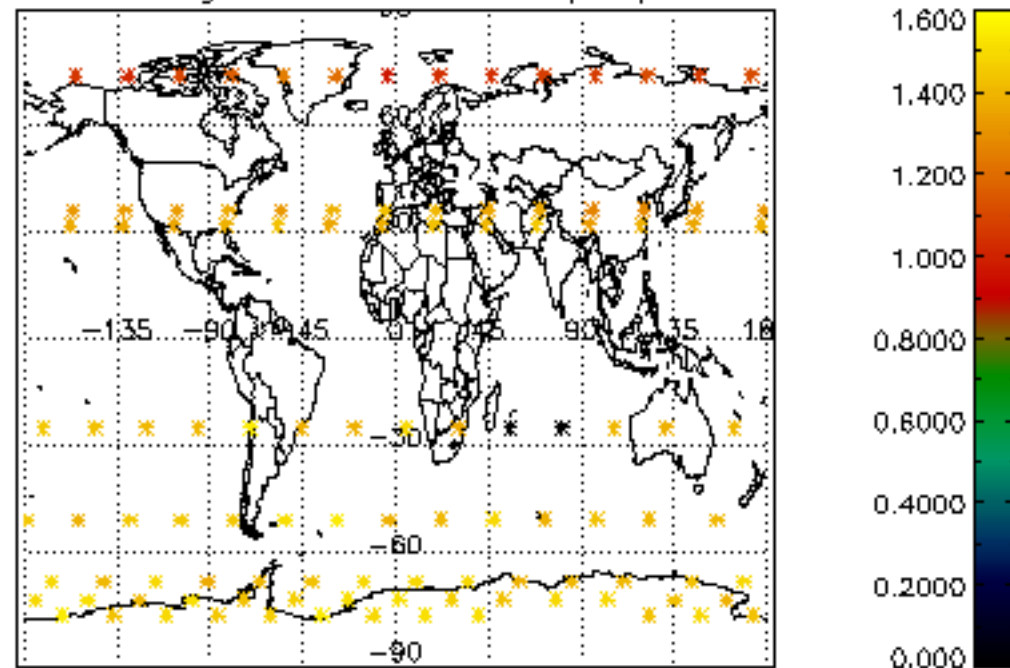
Percentage of saturation errors per profile



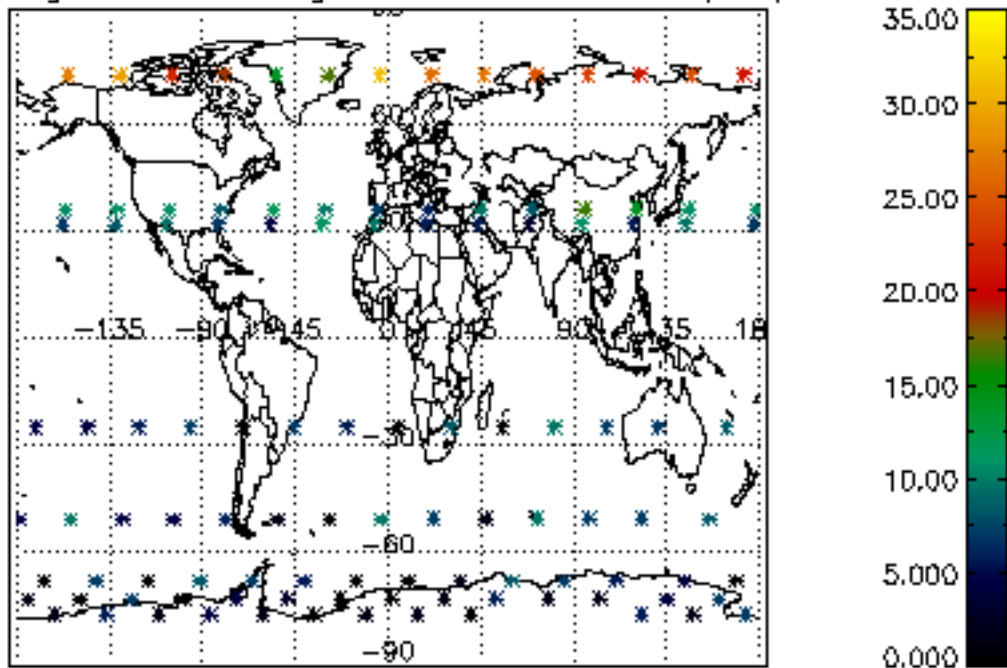
Percentage of cosmic ray hits per profile



Percentage of datation errors per profile



Percentage of star falling outside central band per profile



Percentage of saturation errors per profile

