

GOMOS Level 2 Daily Report

SUMMARY

[1. General Info](#)

[2. Summary of processed GOM_NL_2P products](#)

[3. Level 2 Quality information per product](#)

[3.1 Plot of level 2 quality information per product \(time dependant\)](#)

[3.2 Plot of level 2 quality information per product \(world map\)](#)

[4. Level 1 Quality information per product \(stored on level 2 products\)](#)

[4.1 Plot of level 1 quality information per product \(time dependant\)](#)

[4.1.1 Plot of level 1 quality information per product \(time dependant\): ASCENDING](#)

[4.1.2 Plot of level 1 quality information per product \(time dependant\): DESCENDING](#)

[4.2 Plot of level 1 quality information per product \(world map\)](#)

[4.2.1 Plot of level 1 quality information per product \(world map\): ASCENDING](#)

[4.2.2 Plot of level 1 quality information per product \(world map\): DESCENDING](#)

[5. Ozone profiles based on quality statistics and other trace gas profiles](#)

[5.1 Ozone statistics based on quality of products](#)

[5.2 Plot ozone profiles for all STD \(dark without errors\)](#)

[5.3 Plot ozone profiles where STD < 20% \(dark without errors\)](#)

[5.4. Plot ozone profiles where STD < 10% \(dark without errors\)](#)

[5.5. Plot ozone profiles where STD < 5% \(dark without errors\)](#)

[5.6 Plot NO2 profiles for all STD \(dark without errors\)](#)

[5.7 Plot NO3 profiles for all STD \(dark without errors\)](#)

[5.8 Plot H2O profiles \(only for occultations of stars 1,2,3,4,13,14,16,26,63 dark without errors\) for all STD](#)

[6. Auxiliary Data Files used for the production reported in section 2](#)

This report presents the daily analysis on parameters extracted from GOMOS level 2 data (GOM_NL__2P). It is intended to monitor some important parameters that will impact the quality of these products. A list of level 2 products (and content) that have arrived during the reporting day to the PCF is also given.

Item	Value
Time of report generation	25APR2013 10:48:25
Data source version	GOMOS/6.01
Start time of products	23-02-2008 (23FEB2008 00:00:00)
Stop time of products	24-02-2008 (24FEB2008 00:00:00)
Store outputs in DB	Yes
Nb of level 2 prods	293
Nb of prods with errors	0

2. Summary of processed GOM_NL__2P products.

Nr	Filename	UTC Start time	Limb	Duration	Star Id	Star Name	Star Mag	Star Temp	Nb Meas	Orbit	Prod. error
1	GOM_NL__2PRFIN20080223_000341_000000342066_00159_31275_7736.N1	23-FEB-2008 00:03:41	Bright	33.500	19	50Alp Cyg	1.2460	10500.	67	31275	No
2	GOM_NL__2PRFIN20080223_000515_000000362066_00159_31275_7737.N1	23-FEB-2008 00:05:15	Bright	35.500	66	37Gam Cyg	2.2080	5900.0	71	31275	No
3	GOM_NL__2PRFIN20080223_000645_000000352066_00159_31275_7738.N1	23-FEB-2008 00:06:45	Bright	34.500	92	53Eps Cyg	2.5000	4500.0	69	31275	No
4	GOM_NL__2PRFIN20080223_001335_000000362066_00159_31275_7739.N1	23-FEB-2008 00:13:35	Bright	36.000	168	17Zet Aql	2.9860	11000.	72	31275	No
5	GOM_NL__2PRFIN20080223_002313_000000402066_00159_31275_7740.N1	23-FEB-2008 00:23:13	Twilight	39.500	155	41Pi Sgr	2.9000	6600.0	79	31275	No
6	GOM_NL__2PRFIN20080223_002457_000000402066_00159_31275_7741.N1	23-FEB-2008 00:24:57	Dark	40.000	57	34Sig Sgr	2.0660	26000.	80	31275	No
7	GOM_NL__2PRFIN20080223_002753_000000442066_00159_31275_7742.N1	23-FEB-2008 00:27:53	Dark	43.500	38	20Eps Sgr	1.8360	11000.	87	31275	No
8	GOM_NL__2PRFIN20080223_003132_000000442066_00159_31275_7743.N1	23-FEB-2008 00:31:32	Dark	43.500	40	The Sco	1.8590	7100.0	87	31275	No
9	GOM_NL__2PRFIN20080223_003311_000000392066_00159_31275_7744.N1	23-FEB-2008 00:33:11	Dark	38.500	147	Alp Ara	2.8770	26000.	77	31275	No
10	GOM_NL__2PRFIN20080223_003432_000000412066_00159_31275_7745.N1	23-FEB-2008 00:34:32	Dark	40.500	141	Bet Ara	2.8400	4600.0	81	31275	No
11	GOM_NL__2PRFIN20080223_003755_000000512066_00160_31276_7804.N1	23-FEB-2008 00:37:55	Dark	51.000	43	Alp TrA	1.9100	4250.0	102	31276	No
12	GOM_NL__2PRFIN20080223_004057_000000502066_00160_31276_7805.N1	23-FEB-2008 00:40:57	Dark	50.000	4	Alp1Cen	-0.010000	5800.0	100	31276	No
13	GOM_NL__2PRFIN20080223_004217_000000412066_00160_31276_7806.N1	23-FEB-2008 00:42:17	Dark	41.000	10	Bet Cen	0.61000	28000.	82	31276	No
14	GOM_NL__2PRFIN20080223_004507_000000472066_00160_31276_7807.N1	23-FEB-2008 00:45:07	Dark	47.000	12	Alp1Cru	0.77500	30000.	94	31276	No
15	GOM_NL__2PRFIN20080223_004701_000000442066_00160_31276_7808.N1	23-FEB-2008 00:47:01	Dark	44.000	29	Bet Car	1.6720	10200.	88	31276	No
16	GOM_NL__2PRFIN20080223_004945_000000422066_00160_31276_7809.N1	23-FEB-2008 00:49:45	Dark	41.500	71	lot Car	2.2460	7700.0	83	31276	No
17	GOM_NL__2PRFIN20080223_005119_000000412066_00160_31276_7810.N1	23-FEB-2008 00:51:19	Straylight	41.000	46	Del Vel	1.9540	10600.	82	31276	No
18	GOM_NL__2PRFIN20080223_005407_000000422066_00160_31276_7811.N1	23-FEB-2008 00:54:07	Straylight	42.000	65	Lam Vel	2.2040	4400.0	84	31276	No
19	GOM_NL__2PRFIN20080223_010004_000000402066_00160_31276_7812.N1	23-FEB-2008 01:00:04	Straylight	40.000	132	15Rho Pup	2.8030	6900.0	80	31276	No
20	GOM_NL__2PRFIN20080223_010347_000000452066_00160_31276_7813.N1	23-FEB-2008 01:03:47	Twilight	44.500	48	30Alp Hya	1.9770	4100.0	89	31276	No
21	GOM_NL__2PRFIN20080223_010834_000000412066_00160_31276_7814.N1	23-FEB-2008 01:08:34	Bright	40.500	8	10Alp CMi	0.40000	6500.0	81	31276	No
22	GOM_NL__2PRFIN20080223_011444_000000382066_00160_31276_7815.N1	23-FEB-2008 01:14:44	Bright	37.500	17	78Bet Gem	1.1610	4500.0	75	31276	No
23	GOM_NL__2PRFIN20080223_011555_000000372066_00160_31276_7816.N1	23-FEB-2008 01:15:55	Bright	36.500	24	66Alp Gem	1.5800	10200.	73	31276	No
24	GOM_NL__2PRFIN20080223_013154_000000332066_00160_31276_7817.N1	23-FEB-2008 01:31:54	Bright	33.000	49	1Alp UMi	1.9900	6300.0	66	31276	No
25	GOM_NL__2PRFIN20080223_013910_000000352066_00160_31276_7818.N1	23-FEB-2008 01:39:10	Bright	35.000	89	5Alp Cep	2.4510	8000.0	70	31276	No
26	GOM_NL__2PRFIN20080223_014417_000000352066_00160_31276_7819.N1	23-FEB-2008 01:44:17	Bright	35.000	19	50Alp Cyg	1.2460	10500.	70	31276	No
27	GOM_NL__2PRFIN20080223_014551_000000352066_00160_31276_7820.N1	23-FEB-2008 01:45:51	Bright	34.500	66	37Gam Cyg	2.2080	5900.0	69	31276	No
28	GOM_NL__2PRFIN20080223_014721_000000332066_00160_31276_7821.N1	23-FEB-2008 01:47:21	Bright	32.500	92	53Eps Cyg	2.5000	4500.0	65	31276	No
29	GOM_NL__2PRFIN20080223_015411_000000342066_00160_31276_7822.N1	23-FEB-2008 01:54:11	Bright	34.000	168	17Zet Aql	2.9860	11000.	68	31276	No
30	GOM_NL__2PRFIN20080223_020349_000000402066_00160_31276_7823.N1	23-FEB-2008 02:03:49	Twilight	40.000	155	41Pi Sgr	2.9000	6600.0	80	31276	No
31	GOM_NL__2PRFIN20080223_020534_000000372066_00160_31276_7824.N1	23-FEB-2008 02:05:34	Dark	37.000	57	34Sig Sgr	2.0660	26000.	74	31276	No
32	GOM_NL__2PRFIN20080223_020830_000000412066_00160_31276_7825.N1	23-FEB-2008 02:08:30	Dark	40.500	38	20Eps Sgr	1.8360	11000.	81	31276	No
33	GOM_NL__2PRFIN20080223_021208_000000462066_00160_31276_7826.N1	23-FEB-2008 02:12:08	Dark	45.500	40	The Sco	1.8590	7100.0	91	31276	No
34	GOM_NL__2PRFIN20080223_021347_000000392066_00160_31276_7827.N1	23-FEB-2008 02:13:47	Dark	39.000	147	Alp Ara	2.8770	26000.	78	31276	No
35	GOM_NL__2PRFIN20080223_021509_000000392066_00160_31276_7828.N1	23-FEB-2008 02:15:09	Dark	38.500	141	Bet Ara	2.8400	4600.0	77	31276	No
36	GOM_NL__2PRFIN20080223_021831_000000402066_00161_31277_7814.N1	23-FEB-2008 02:18:31	Dark	40.000	43	Alp TrA	1.9100	4250.0	80	31277	No
37	GOM_NL__2PRFIN20080223_022134_000000452066_00161_31277_7815.N1	23-FEB-2008 02:21:34	Dark	45.000	4	Alp1Cen	-0.010000	5800.0	90	31277	No
38	GOM_NL__2PRFIN20080223_022254_000000412066_00161_31277_7816.N1	23-FEB-2008 02:22:54	Dark	41.000	10	Bet Cen	0.61000	28000.	82	31277	No
39	GOM_NL__2PRFIN20080223_022544_000000442066_00161_31277_7817.N1	23-FEB-2008 02:25:44	Dark	43.500	12	Alp1Cru	0.77500	30000.	87	31277	No
40	GOM_NL__2PRFIN20080223_022737_000000372066_00161_31277_7818.N1	23-FEB-2008 02:27:37	Dark	37.000	29	Bet Car	1.6720	10200.	74	31277	No
41	GOM_NL__2PRFIN20080223_023021_000000382066_00161_31277_7819.N1	23-FEB-2008 02:30:21	Dark	38.000	71	lot Car	2.2460	7700.0	76	31277	No
42	GOM_NL__2PRFIN20080223_023155_000000392066_00161_31277_7820.N1	23-FEB-2008 02:31:55	Straylight	39.000	46	Del Vel	1.9540	10600.	78	31277	No

43	GOM_NL__2PRFIN20080223_023444_000000442066_00161_31277_7821.N1	23-FEB-2008 02:34:44	Straylight	44.000	65	Lam Vel	2.2040	4400.0	88	31277	No
44	GOM_NL__2PRFIN20080223_024040_000000382066_00161_31277_7822.N1	23-FEB-2008 02:40:40	Straylight	38.000	132	15Rho Pup	2.8030	6900.0	76	31277	No
45	GOM_NL__2PRFIN20080223_024423_000000452066_00161_31277_7823.N1	23-FEB-2008 02:44:23	Twl_and_stray	45.000	48	30Alp Hya	1.9770	4100.0	90	31277	No
46	GOM_NL__2PRFIN20080223_024911_000000412066_00161_31277_7824.N1	23-FEB-2008 02:49:11	Bright	40.500	8	10Alp CMi	0.40000	6500.0	81	31277	No
47	GOM_NL__2PRFIN20080223_025520_000000382066_00161_31277_7825.N1	23-FEB-2008 02:55:20	Bright	38.000	17	78Bet Gem	1.1610	4500.0	76	31277	No
48	GOM_NL__2PRFIN20080223_025631_000000372066_00161_31277_7826.N1	23-FEB-2008 02:56:31	Bright	37.000	24	66Alp Gem	1.5800	10200.	74	31277	No
49	GOM_NL__2PRFIN20080223_031230_000000332066_00161_31277_7827.N1	23-FEB-2008 03:12:30	Bright	33.000	49	1Alp UMi	1.9900	6300.0	66	31277	No
50	GOM_NL__2PRFIN20080223_031947_000000352066_00161_31277_7828.N1	23-FEB-2008 03:19:47	Bright	35.000	89	5Alp Cep	2.4510	8000.0	70	31277	No
51	GOM_NL__2PRFIN20080223_032453_000000352066_00161_31277_7829.N1	23-FEB-2008 03:24:53	Bright	34.500	19	50Alp Cyg	1.2460	10500.	69	31277	No
52	GOM_NL__2PRFIN20080223_032628_000000382066_00161_31277_7830.N1	23-FEB-2008 03:26:28	Bright	37.500	66	37Gam Cyg	2.2080	5900.0	75	31277	No
53	GOM_NL__2PRFIN20080223_032757_000000352066_00161_31277_7831.N1	23-FEB-2008 03:27:57	Bright	34.500	92	53Eps Cyg	2.5000	4500.0	69	31277	No
54	GOM_NL__2PRFIN20080223_033447_000000362066_00161_31277_7832.N1	23-FEB-2008 03:34:47	Bright	36.000	168	17Zet Aql	2.9860	11000.	72	31277	No
55	GOM_NL__2PRFIN20080223_034426_000000412066_00161_31277_7833.N1	23-FEB-2008 03:44:26	Twilight	40.500	155	41Pi Sgr	2.9000	6600.0	81	31277	No
56	GOM_NL__2PRFIN20080223_034610_000000402066_00161_31277_7834.N1	23-FEB-2008 03:46:10	Dark	40.000	57	34Sig Sgr	2.0660	26000.	80	31277	No
57	GOM_NL__2PRFIN20080223_034906_000000412066_00161_31277_7835.N1	23-FEB-2008 03:49:06	Dark	41.000	38	20Eps Sgr	1.8360	11000.	82	31277	No
58	GOM_NL__2PRFIN20080223_035245_000000422066_00161_31277_7836.N1	23-FEB-2008 03:52:45	Dark	41.500	40	The Sco	1.8590	7100.0	83	31277	No
59	GOM_NL__2PRFIN20080223_035424_000000392066_00161_31277_7837.N1	23-FEB-2008 03:54:24	Dark	38.500	147	Alp Ara	2.8770	26000.	77	31277	No
60	GOM_NL__2PRFIN20080223_035545_000000412066_00161_31277_7838.N1	23-FEB-2008 03:55:45	Dark	41.000	141	Bet Ara	2.8400	4600.0	82	31277	No
61	GOM_NL__2PRFIN20080223_035908_000000482066_00162_31278_7834.N1	23-FEB-2008 03:59:08	Dark	48.000	43	Alp TrA	1.9100	4250.0	96	31278	No
62	GOM_NL__2PRFIN20080223_040211_000000522066_00162_31278_7835.N1	23-FEB-2008 04:02:11	Dark	51.500	4	Alp1Cen	-0.010000	5800.0	103	31278	No
63	GOM_NL__2PRFIN20080223_040330_000000492066_00162_31278_7836.N1	23-FEB-2008 04:03:30	Dark	49.000	10	Bet Cen	0.61000	28000.	98	31278	No
64	GOM_NL__2PRFIN20080223_040620_000000462066_00162_31278_7837.N1	23-FEB-2008 04:06:20	Dark	46.000	12	Alp1Cru	0.77500	30000.	92	31278	No
65	GOM_NL__2PRFIN20080223_040814_000000392066_00162_31278_7838.N1	23-FEB-2008 04:08:14	Dark	38.500	29	Bet Car	1.6720	10200.	77	31278	No
66	GOM_NL__2PRFIN20080223_041057_000000382066_00162_31278_7839.N1	23-FEB-2008 04:10:57	Dark	37.500	71	lot Car	2.2460	7700.0	75	31278	No
67	GOM_NL__2PRFIN20080223_041231_000000392066_00162_31278_7840.N1	23-FEB-2008 04:12:31	Straylight	38.500	46	Del Vel	1.9540	10600.	77	31278	No
68	GOM_NL__2PRFIN20080223_041520_000000432066_00162_31278_7841.N1	23-FEB-2008 04:15:20	Straylight	43.000	65	Lam Vel	2.2040	4400.0	86	31278	No
69	GOM_NL__2PRFIN20080223_042116_000000412066_00162_31278_7842.N1	23-FEB-2008 04:21:16	Straylight	40.500	132	15Rho Pup	2.8030	6900.0	81	31278	No
70	GOM_NL__2PRFIN20080223_042459_000000442066_00162_31278_7843.N1	23-FEB-2008 04:24:59	Twl_and_stray	43.500	48	30Alp Hya	1.9770	4100.0	87	31278	No
71	GOM_NL__2PRFIN20080223_042947_000000422066_00162_31278_7844.N1	23-FEB-2008 04:29:47	Bright	41.500	8	10Alp CMi	0.40000	6500.0	83	31278	No
72	GOM_NL__2PRFIN20080223_043557_000000402066_00162_31278_7845.N1	23-FEB-2008 04:35:57	Bright	39.500	17	78Bet Gem	1.1610	4500.0	79	31278	No
73	GOM_NL__2PRFIN20080223_043708_000000372066_00162_31278_7846.N1	23-FEB-2008 04:37:08	Bright	36.500	24	66Alp Gem	1.5800	10200.	73	31278	No
74	GOM_NL__2PRFIN20080223_045306_000000342066_00162_31278_7847.N1	23-FEB-2008 04:53:06	Bright	33.500	49	1Alp UMi	1.9900	6300.0	67	31278	No
75	GOM_NL__2PRFIN20080223_050023_000000362066_00162_31278_7848.N1	23-FEB-2008 05:00:23	Bright	36.000	89	5Alp Cep	2.4510	8000.0	72	31278	No
76	GOM_NL__2PRFIN20080223_050529_000000332066_00162_31278_7849.N1	23-FEB-2008 05:05:29	Bright	33.000	19	50Alp Cyg	1.2460	10500.	66	31278	No
77	GOM_NL__2PRFIN20080223_050704_000000332066_00162_31278_7850.N1	23-FEB-2008 05:07:04	Bright	33.000	66	37Gam Cyg	2.2080	5900.0	66	31278	No
78	GOM_NL__2PRFIN20080223_050833_000000342066_00162_31278_7851.N1	23-FEB-2008 05:08:33	Bright	34.000	92	53Eps Cyg	2.5000	4500.0	68	31278	No
79	GOM_NL__2PRFIN20080223_051524_000000362066_00162_31278_7852.N1	23-FEB-2008 05:15:24	Bright	36.000	168	17Zet Aql	2.9860	11000.	72	31278	No
80	GOM_NL__2PRFIN20080223_052502_000000422066_00162_31278_7853.N1	23-FEB-2008 05:25:02	Twilight	41.500	155	41Pi Sgr	2.9000	6600.0	83	31278	No
81	GOM_NL__2PRFIN20080223_052646_000000422066_00162_31278_7854.N1	23-FEB-2008 05:26:46	Dark	41.500	57	34Sig Sgr	2.0660	26000.	83	31278	No
82	GOM_NL__2PRFIN20080223_052943_000000412066_00162_31278_7855.N1	23-FEB-2008 05:29:43	Dark	40.500	38	20Eps Sgr	1.8360	11000.	81	31278	No
83	GOM_NL__2PRFIN20080223_053321_000000482066_00162_31278_7856.N1	23-FEB-2008 05:33:21	Dark	48.000	40	The Sco	1.8590	7100.0	96	31278	No
84	GOM_NL__2PRFIN20080223_053501_000000382066_00162_31278_7857.N1	23-FEB-2008 05:35:01	Dark	38.000	147	Alp Ara	2.8770	26000.	76	31278	No
85	GOM_NL__2PRFIN20080223_053622_000000392066_00162_31278_7858.N1	23-FEB-2008 05:36:22	Dark	38.500	141	Bet Ara	2.8400	4600.0	77	31278	No
86	GOM_NL__2PRFIN20080223_072020_000000462066_00164_31280_7859.N1	23-FEB-2008 07:20:20	Dark	45.500	43	Alp TrA	1.9100	4250.0	91	31280	No
87	GOM_NL__2PRFIN20080223_072324_000000542066_00164_31280_7860.N1	23-FEB-2008 07:23:24	Dark	54.000	4	Alp1Cen	-0.010000	5800.0	108	31280	No
88	GOM_NL__2PRFIN20080223_072444_000000482066_00164_31280_7861.N1	23-FEB-2008 07:24:44	Dark	47.500	10	Bet Cen	0.61000	28000.	95	31280	No
89	GOM_NL__2PRFIN20080223_072733_000000422066_00164_31280_7862.N1	23-FEB-2008 07:27:33	Dark	42.000	12	Alp1Cru	0.77500	30000.	84	31280	No
90	GOM_NL__2PRFIN20080223_073032_000000442066_00164_31280_7863.N1	23-FEB-2008 07:30:32	Dark	43.500	99	Del Cen	2.5750	26000.	87	31280	No
91	GOM_NL__2PRFIN20080223_073210_000000392066_00164_31280_7864.N1	23-FEB-2008 07:32:10	Dark	39.000	71	lot Car	2.2460	7700.0	78	31280	No
92	GOM_NL__2PRFIN20080223_073632_000000452066_00164_31280_7865.N1	23-FEB-2008 07:36:32	Straylight	45.000	65	Lam Vel	2.2040	4400.0	90	31280	No
93	GOM_NL__2PRFIN20080223_074612_000000422066_00164_31280_7866.N1	23-FEB-2008 07:46:12	Twl_and_stray	41.500	48	30Alp Hya	1.9770	4100.0	83	31280	No
94	GOM_NL__2PRFIN20080223_075709_000000362066_00164_31280_7867.N1	23-FEB-2008 07:57:09	Bright	36.000	17	78Bet Gem	1.1610	4500.0	72	31280	No
95	GOM_NL__2PRFIN20080223_075820_000000352066_00164_31280_7868.N1	23-FEB-2008 07:58:20	Bright	34.500	24	66Alp Gem	1.5800	10200.	69	31280	No
96	GOM_NL__2PRFIN20080223_081418_000000372066_00164_31280_7869.N1	23-FEB-2008 08:14:18	Bright	36.500	49	1Alp UMi	1.9900	6300.0	73	31280	No
97	GOM_NL__2PRFIN20080223_082135_000000342066_00164_31280_7870.N1	23-FEB-2008 08:21:35	Bright	34.000	89	5Alp Cep	2.4510	8000.0	68	31280	No
98	GOM_NL__2PRFIN20080223_082641_000000352066_00164_31280_7871.N1	23-FEB-2008 08:26:41	Bright	35.000	19	50Alp Cyg	1.2460	10500.	70	31280	No
99	GOM_NL__2PRFIN20080223_082816_000000332066_00164_31280_7872.N1	23-FEB-2008 08:28:16	Bright	33.000	66	37Gam Cyg	2.2080	5900.0	66	31280	No
100	GOM_NL__2PRFIN20080223_083636_000000372066_00164_31280_7873.N1	23-FEB-2008 08:36:36	Bright	36.500	168	17Zet Aql	2.9860	11000.	73	31280	No
101	GOM_NL__2PRFIN20080223_084615_000000412066_00164_31280_7874.N1	23-FEB-2008 08:46:15	Twilight	41.000	155	41Pi Sgr	2.9000	6600.0	82	31280	No

102	GOM_NL_2PRFIN20080223_084759_000000402066_00164_31280_7875.N1	23-FEB-2008 08:47:59	Dark	40.000	57	34Sig Sgr	2.0660	26000.	80	31280	No
103	GOM_NL_2PRFIN20080223_085056_000000402066_00164_31280_7876.N1	23-FEB-2008 08:50:56	Dark	39.500	38	20Eps Sgr	1.8360	11000.	79	31280	No
104	GOM_NL_2PRFIN20080223_085326_000000522066_00164_31280_7877.N1	23-FEB-2008 08:53:26	Dark	52.000	25	35Lam Sco	1.6200	28000.	104	31280	No
105	GOM_NL_2PRFIN20080223_085614_000000422066_00164_31280_7878.N1	23-FEB-2008 08:56:14	Dark	41.500	147	Alp Ara	2.8770	26000.	83	31280	No
106	GOM_NL_2PRFIN20080223_085735_000000442066_00164_31280_7879.N1	23-FEB-2008 08:57:35	Dark	44.000	141	Bet Ara	2.8400	4600.0	88	31280	No
107	GOM_NL_2PRFIN20080223_090057_000000422066_00165_31281_7877.N1	23-FEB-2008 09:00:57	Dark	41.500	43	Alp TrA	1.9100	4250.0	83	31281	No
108	GOM_NL_2PRFIN20080223_090400_000000412066_00165_31281_7878.N1	23-FEB-2008 09:04:00	Dark	41.000	4	Alp1Cen	-0.010000	5800.0	82	31281	No
109	GOM_NL_2PRFIN20080223_090520_000000522066_00165_31281_7879.N1	23-FEB-2008 09:05:20	Dark	51.500	10	Bet Cen	0.61000	28000.	103	31281	No
110	GOM_NL_2PRFIN20080223_090810_000000502066_00165_31281_7880.N1	23-FEB-2008 09:08:10	Dark	49.500	12	Alp1Cru	0.77500	30000.	99	31281	No
111	GOM_NL_2PRFIN20080223_091109_000000432066_00165_31281_7881.N1	23-FEB-2008 09:11:09	Dark	42.500	99	Del Cen	2.5750	26000.	85	31281	No
112	GOM_NL_2PRFIN20080223_091246_000000372066_00165_31281_7882.N1	23-FEB-2008 09:12:46	Dark	37.000	71	lot Car	2.2460	7700.0	74	31281	No
113	GOM_NL_2PRFIN20080223_091708_000000462066_00165_31281_7883.N1	23-FEB-2008 09:17:08	Straylight	45.500	65	Lam Vel	2.2040	4400.0	91	31281	No
114	GOM_NL_2PRFIN20080223_092648_000000442066_00165_31281_7884.N1	23-FEB-2008 09:26:48	Twilight	44.000	48	30Alp Hya	1.9770	4100.0	88	31281	No
115	GOM_NL_2PRFIN20080223_093745_000000402066_00165_31281_7885.N1	23-FEB-2008 09:37:45	Bright	40.000	17	78Bet Gem	1.1610	4500.0	80	31281	No
116	GOM_NL_2PRFIN20080223_093856_000000372066_00165_31281_7886.N1	23-FEB-2008 09:38:56	Bright	37.000	24	66Alp Gem	1.5800	10200.	74	31281	No
117	GOM_NL_2PRFIN20080223_095454_000000352066_00165_31281_7887.N1	23-FEB-2008 09:54:54	Bright	35.000	49	1Alp UMi	1.9900	6300.0	70	31281	No
118	GOM_NL_2PRFIN20080223_100211_000000362066_00165_31281_7888.N1	23-FEB-2008 10:02:11	Bright	36.000	89	5Alp Cep	2.4510	8000.0	72	31281	No
119	GOM_NL_2PRFIN20080223_100717_000000342066_00165_31281_7889.N1	23-FEB-2008 10:07:17	Bright	33.500	19	50Alp Cyg	1.2460	10500.	67	31281	No
120	GOM_NL_2PRFIN20080223_100852_000000342066_00165_31281_7890.N1	23-FEB-2008 10:08:52	Bright	33.500	66	37Gam Cyg	2.2080	5900.0	67	31281	No
121	GOM_NL_2PRFIN20080223_101712_000000362066_00165_31281_7891.N1	23-FEB-2008 10:17:12	Bright	36.000	168	17Zet Aql	2.9860	11000.	72	31281	No
122	GOM_NL_2PRFIN20080223_102651_000000402066_00165_31281_7892.N1	23-FEB-2008 10:26:51	Twilight	40.000	155	41Pi Sgr	2.9000	6600.0	80	31281	No
123	GOM_NL_2PRFIN20080223_102835_000000402066_00165_31281_7893.N1	23-FEB-2008 10:28:35	Dark	40.000	57	34Sig Sgr	2.0660	26000.	80	31281	No
124	GOM_NL_2PRFIN20080223_103132_000000432066_00165_31281_7894.N1	23-FEB-2008 10:31:32	Dark	42.500	38	20Eps Sgr	1.8360	11000.	85	31281	No
125	GOM_NL_2PRFIN20080223_103403_000000492066_00165_31281_7895.N1	23-FEB-2008 10:34:03	Dark	49.000	25	35Lam Sco	1.6200	28000.	98	31281	No
126	GOM_NL_2PRFIN20080223_103650_000000412066_00165_31281_7896.N1	23-FEB-2008 10:36:50	Dark	40.500	147	Alp Ara	2.8770	26000.	81	31281	No
127	GOM_NL_2PRFIN20080223_103811_000000412066_00165_31281_7897.N1	23-FEB-2008 10:38:11	Dark	40.500	141	Bet Ara	2.8400	4600.0	81	31281	No
128	GOM_NL_2PRFIN20080223_104133_000000392066_00166_31282_7902.N1	23-FEB-2008 10:41:33	Dark	39.000	43	Alp TrA	1.9100	4250.0	78	31282	No
129	GOM_NL_2PRFIN20080223_104437_000000562066_00166_31282_7903.N1	23-FEB-2008 10:44:37	Dark	55.500	4	Alp1Cen	-0.010000	5800.0	111	31282	No
130	GOM_NL_2PRFIN20080223_104557_000000502066_00166_31282_7904.N1	23-FEB-2008 10:45:57	Dark	50.000	10	Bet Cen	0.61000	28000.	100	31282	No
131	GOM_NL_2PRFIN20080223_104846_000000492066_00166_31282_7905.N1	23-FEB-2008 10:48:46	Dark	48.500	12	Alp1Cru	0.77500	30000.	97	31282	No
132	GOM_NL_2PRFIN20080223_105145_000000422066_00166_31282_7906.N1	23-FEB-2008 10:51:45	Dark	42.000	99	Del Cen	2.5750	26000.	84	31282	No
133	GOM_NL_2PRFIN20080223_105322_000000372066_00166_31282_7907.N1	23-FEB-2008 10:53:22	Dark	36.500	71	lot Car	2.2460	7700.0	73	31282	No
134	GOM_NL_2PRFIN20080223_105745_000000422066_00166_31282_7908.N1	23-FEB-2008 10:57:45	Straylight	42.000	65	Lam Vel	2.2040	4400.0	84	31282	No
135	GOM_NL_2PRFIN20080223_110723_000000472066_00166_31282_7909.N1	23-FEB-2008 11:07:23	Twilight	46.500	48	30Alp Hya	1.9770	4100.0	93	31282	No
136	GOM_NL_2PRFIN20080223_111821_000000362066_00166_31282_7910.N1	23-FEB-2008 11:18:21	Bright	35.500	17	78Bet Gem	1.1610	4500.0	71	31282	No
137	GOM_NL_2PRFIN20080223_111932_000000352066_00166_31282_7911.N1	23-FEB-2008 11:19:32	Bright	34.500	24	66Alp Gem	1.5800	10200.	69	31282	No
138	GOM_NL_2PRFIN20080223_113530_000000332066_00166_31282_7912.N1	23-FEB-2008 11:35:30	Bright	33.000	49	1Alp UMi	1.9900	6300.0	66	31282	No
139	GOM_NL_2PRFIN20080223_114247_000000332066_00166_31282_7913.N1	23-FEB-2008 11:42:47	Bright	32.500	89	5Alp Cep	2.4510	8000.0	65	31282	No
140	GOM_NL_2PRFIN20080223_114753_000000362066_00166_31282_7914.N1	23-FEB-2008 11:47:53	Bright	36.000	19	50Alp Cyg	1.2460	10500.	72	31282	No
141	GOM_NL_2PRFIN20080223_114928_000000362066_00166_31282_7915.N1	23-FEB-2008 11:49:28	Bright	35.500	66	37Gam Cyg	2.2080	5900.0	71	31282	No
142	GOM_NL_2PRFIN20080223_115749_000000372066_00166_31282_7916.N1	23-FEB-2008 11:57:49	Bright	37.000	168	17Zet Aql	2.9860	11000.	74	31282	No
143	GOM_NL_2PRFIN20080223_120727_000000412066_00166_31282_7917.N1	23-FEB-2008 12:07:27	Twilight	41.000	155	41Pi Sgr	2.9000	6600.0	82	31282	No
144	GOM_NL_2PRFIN20080223_120912_000000402066_00166_31282_7918.N1	23-FEB-2008 12:09:12	Dark	39.500	57	34Sig Sgr	2.0660	26000.	79	31282	No
145	GOM_NL_2PRFIN20080223_121209_000000462066_00166_31282_7919.N1	23-FEB-2008 12:12:09	Dark	45.500	38	20Eps Sgr	1.8360	11000.	91	31282	No
146	GOM_NL_2PRFIN20080223_121440_000000452066_00166_31282_7920.N1	23-FEB-2008 12:14:40	Dark	44.500	25	35Lam Sco	1.6200	28000.	89	31282	No
147	GOM_NL_2PRFIN20080223_121726_000000392066_00166_31282_7921.N1	23-FEB-2008 12:17:26	Dark	38.500	147	Alp Ara	2.8770	26000.	77	31282	No
148	GOM_NL_2PRFIN20080223_121847_000000452066_00166_31282_7922.N1	23-FEB-2008 12:18:47	Dark	45.000	141	Bet Ara	2.8400	4600.0	90	31282	No
149	GOM_NL_2PRFIN20080223_122209_000000392066_00167_31283_7913.N1	23-FEB-2008 12:22:09	Dark	39.000	43	Alp TrA	1.9100	4250.0	78	31283	No
150	GOM_NL_2PRFIN20080223_122513_000000432066_00167_31283_7914.N1	23-FEB-2008 12:25:13	Dark	42.500	4	Alp1Cen	-0.010000	5800.0	85	31283	No
151	GOM_NL_2PRFIN20080223_122633_000000412066_00167_31283_7915.N1	23-FEB-2008 12:26:33	Dark	41.000	10	Bet Cen	0.61000	28000.	82	31283	No
152	GOM_NL_2PRFIN20080223_122922_000000412066_00167_31283_7916.N1	23-FEB-2008 12:29:22	Dark	41.000	12	Alp1Cru	0.77500	30000.	82	31283	No
153	GOM_NL_2PRFIN20080223_123222_000000412066_00167_31283_7917.N1	23-FEB-2008 12:32:22	Dark	41.000	99	Del Cen	2.5750	26000.	82	31283	No
154	GOM_NL_2PRFIN20080223_123358_000000372066_00167_31283_7918.N1	23-FEB-2008 12:33:58	Dark	37.000	71	lot Car	2.2460	7700.0	74	31283	No
155	GOM_NL_2PRFIN20080223_123821_000000432066_00167_31283_7919.N1	23-FEB-2008 12:38:21	Straylight	42.500	65	Lam Vel	2.2040	4400.0	85	31283	No
156	GOM_NL_2PRFIN20080223_124800_000000452066_00167_31283_7920.N1	23-FEB-2008 12:48:00	Twilight	45.000	48	30Alp Hya	1.9770	4100.0	90	31283	No
157	GOM_NL_2PRFIN20080223_125857_000000372066_00167_31283_7921.N1	23-FEB-2008 12:58:57	Bright	37.000	17	78Bet Gem	1.1610	4500.0	74	31283	No
158	GOM_NL_2PRFIN20080223_130008_000000362066_00167_31283_7922.N1	23-FEB-2008 13:00:08	Bright	36.000	24	66Alp Gem	1.5800	10200.	72	31283	No
159	GOM_NL_2PRFIN20080223_131606_000000352066_00167_31283_7923.N1	23-FEB-2008 13:16:06	Bright	35.000	49	1Alp UMi	1.9900	6300.0	70	31283	No
160	GOM_NL_2PRFIN20080223_132323_000000332066_00167_31283_7924.N1	23-FEB-2008 13:23:23	Bright	33.000	89	5Alp Cep	2.4510	8000.0	66	31283	No

161	GOM_NL__2PRFIN20080223_132829_000000362066_00167_31283_7925.N1	23-FEB-2008 13:28:29	Bright	35.500	19	50Alp Cyg	1.2460	10500.	71	31283	No
162	GOM_NL__2PRFIN20080223_133004_000000352066_00167_31283_7926.N1	23-FEB-2008 13:30:04	Bright	35.000	66	37Gam Cyg	2.2080	5900.0	70	31283	No
163	GOM_NL__2PRFIN20080223_133825_000000352066_00167_31283_7927.N1	23-FEB-2008 13:38:25	Bright	35.000	168	17Zet Aql	2.9860	11000.	70	31283	No
164	GOM_NL__2PRFIN20080223_134804_000000402066_00167_31283_7928.N1	23-FEB-2008 13:48:04	Twilight	39.500	155	41Pi Sgr	2.9000	6600.0	79	31283	No
165	GOM_NL__2PRFIN20080223_134948_000000422066_00167_31283_7929.N1	23-FEB-2008 13:49:48	Dark	41.500	57	34Sig Sgr	2.0660	26000.	83	31283	No
166	GOM_NL__2PRFIN20080223_135245_000000422066_00167_31283_7930.N1	23-FEB-2008 13:52:45	Dark	41.500	38	20Eps Sgr	1.8360	11000.	83	31283	No
167	GOM_NL__2PRFIN20080223_135516_000000422066_00167_31283_7931.N1	23-FEB-2008 13:55:16	Dark	42.000	25	35Lam Sco	1.6200	28000.	84	31283	No
168	GOM_NL__2PRFIN20080223_135803_000000382066_00167_31283_7932.N1	23-FEB-2008 13:58:03	Dark	38.000	147	Alp Ara	2.8770	26000.	76	31283	No
169	GOM_NL__2PRFIN20080223_135924_000000482066_00167_31283_7933.N1	23-FEB-2008 13:59:24	Dark	47.500	141	Bet Ara	2.8400	4600.0	95	31283	No
170	GOM_NL__2PRFIN20080223_140245_000000412066_00168_31284_7926.N1	23-FEB-2008 14:02:45	Dark	40.500	43	Alp TrA	1.9100	4250.0	81	31284	No
171	GOM_NL__2PRFIN20080223_140550_000000442066_00168_31284_7927.N1	23-FEB-2008 14:05:50	Dark	43.500	4	Alp1Cen	-0.010000	5800.0	87	31284	No
172	GOM_NL__2PRFIN20080223_140710_000000422066_00168_31284_7928.N1	23-FEB-2008 14:07:10	Dark	41.500	10	Bet Cen	0.61000	28000.	83	31284	No
173	GOM_NL__2PRFIN20080223_140959_000000392066_00168_31284_7929.N1	23-FEB-2008 14:09:59	Dark	39.000	12	Alp1Cru	0.77500	30000.	78	31284	No
174	GOM_NL__2PRFIN20080223_141258_000000412066_00168_31284_7930.N1	23-FEB-2008 14:12:58	Dark	40.500	99	Del Cen	2.5750	26000.	81	31284	No
175	GOM_NL__2PRFIN20080223_141434_000000382066_00168_31284_7931.N1	23-FEB-2008 14:14:34	Dark	37.500	71	lot Car	2.2460	7700.0	75	31284	No
176	GOM_NL__2PRFIN20080223_141857_000000442066_00168_31284_7932.N1	23-FEB-2008 14:18:57	Straylight	43.500	65	Lam Vel	2.2040	4400.0	87	31284	No
177	GOM_NL__2PRFIN20080223_142835_000000472066_00168_31284_7933.N1	23-FEB-2008 14:28:35	Tw_i_and_stray	46.500	48	30Alp Hya	1.9770	4100.0	93	31284	No
178	GOM_NL__2PRFIN20080223_143933_000000372066_00168_31284_7934.N1	23-FEB-2008 14:39:33	Bright	36.500	17	78Bet Gem	1.1610	4500.0	73	31284	No
179	GOM_NL__2PRFIN20080223_144045_000000372066_00168_31284_7935.N1	23-FEB-2008 14:40:45	Bright	36.500	24	66Alp Gem	1.5800	10200.	73	31284	No
180	GOM_NL__2PRFIN20080223_145642_000000352066_00168_31284_7936.N1	23-FEB-2008 14:56:42	Bright	35.000	49	1Alp UMi	1.9900	6300.0	70	31284	No
181	GOM_NL__2PRFIN20080223_150400_000000362066_00168_31284_7937.N1	23-FEB-2008 15:04:00	Bright	36.000	89	5Alp Cep	2.4510	8000.0	72	31284	No
182	GOM_NL__2PRFIN20080223_150906_000000352066_00168_31284_7938.N1	23-FEB-2008 15:09:06	Bright	34.500	19	50Alp Cyg	1.2460	10500.	69	31284	No
183	GOM_NL__2PRFIN20080223_151040_000000362066_00168_31284_7939.N1	23-FEB-2008 15:10:40	Bright	35.500	66	37Gam Cyg	2.2080	5900.0	71	31284	No
184	GOM_NL__2PRFIN20080223_151901_000000372066_00168_31284_7940.N1	23-FEB-2008 15:19:01	Bright	36.500	168	17Zet Aql	2.9860	11000.	73	31284	No
185	GOM_NL__2PRFIN20080223_152840_000000382066_00168_31284_7941.N1	23-FEB-2008 15:28:40	Twilight	38.000	155	41Pi Sgr	2.9000	6600.0	76	31284	No
186	GOM_NL__2PRFIN20080223_153024_000000392066_00168_31284_7942.N1	23-FEB-2008 15:30:24	Dark	39.000	57	34Sig Sgr	2.0660	26000.	78	31284	No
187	GOM_NL__2PRFIN20080223_153321_000000412066_00168_31284_7943.N1	23-FEB-2008 15:33:21	Dark	41.000	38	20Eps Sgr	1.8360	11000.	82	31284	No
188	GOM_NL__2PRFIN20080223_153553_000000512066_00168_31284_7944.N1	23-FEB-2008 15:35:53	Dark	50.500	25	35Lam Sco	1.6200	28000.	101	31284	No
189	GOM_NL__2PRFIN20080223_153839_000000392066_00168_31284_7945.N1	23-FEB-2008 15:38:39	Dark	39.000	147	Alp Ara	2.8770	26000.	78	31284	No
190	GOM_NL__2PRFIN20080223_154000_000000402066_00168_31284_7946.N1	23-FEB-2008 15:40:00	Dark	39.500	141	Bet Ara	2.8400	4600.0	79	31284	No
191	GOM_NL__2PRFIN20080223_154322_000000422066_00169_31285_7940.N1	23-FEB-2008 15:43:22	Dark	41.500	43	Alp TrA	1.9100	4250.0	83	31285	No
192	GOM_NL__2PRFIN20080223_154626_000000442066_00169_31285_7941.N1	23-FEB-2008 15:46:26	Dark	44.000	4	Alp1Cen	-0.010000	5800.0	88	31285	No
193	GOM_NL__2PRFIN20080223_154746_000000422066_00169_31285_7942.N1	23-FEB-2008 15:47:46	Dark	41.500	10	Bet Cen	0.61000	28000.	83	31285	No
194	GOM_NL__2PRFIN20080223_155035_000000492066_00169_31285_7943.N1	23-FEB-2008 15:50:35	Dark	48.500	12	Alp1Cru	0.77500	30000.	97	31285	No
195	GOM_NL__2PRFIN20080223_155335_000000422066_00169_31285_7944.N1	23-FEB-2008 15:53:35	Dark	41.500	99	Del Cen	2.5750	26000.	83	31285	No
196	GOM_NL__2PRFIN20080223_155510_000000372066_00169_31285_7945.N1	23-FEB-2008 15:55:10	Dark	36.500	71	lot Car	2.2460	7700.0	73	31285	No
197	GOM_NL__2PRFIN20080223_155933_000000462066_00169_31285_7946.N1	23-FEB-2008 15:59:33	Straylight	45.500	65	Lam Vel	2.2040	4400.0	91	31285	No
198	GOM_NL__2PRFIN20080223_160911_000000462066_00169_31285_7947.N1	23-FEB-2008 16:09:11	Tw_i_and_stray	45.500	48	30Alp Hya	1.9770	4100.0	91	31285	No
199	GOM_NL__2PRFIN20080223_162009_000000372066_00169_31285_7948.N1	23-FEB-2008 16:20:09	Bright	36.500	17	78Bet Gem	1.1610	4500.0	73	31285	No
200	GOM_NL__2PRFIN20080223_162121_000000362066_00169_31285_7949.N1	23-FEB-2008 16:21:21	Bright	36.000	24	66Alp Gem	1.5800	10200.	72	31285	No
201	GOM_NL__2PRFIN20080223_163718_000000362066_00169_31285_7950.N1	23-FEB-2008 16:37:18	Bright	35.500	49	1Alp UMi	1.9900	6300.0	71	31285	No
202	GOM_NL__2PRFIN20080223_164436_000000352066_00169_31285_7951.N1	23-FEB-2008 16:44:36	Bright	35.000	89	5Alp Cep	2.4510	8000.0	70	31285	No
203	GOM_NL__2PRFIN20080223_164942_000000342066_00169_31285_7952.N1	23-FEB-2008 16:49:42	Bright	33.500	19	50Alp Cyg	1.2460	10500.	67	31285	No
204	GOM_NL__2PRFIN20080223_165116_000000362066_00169_31285_7953.N1	23-FEB-2008 16:51:16	Bright	36.000	66	37Gam Cyg	2.2080	5900.0	72	31285	No
205	GOM_NL__2PRFIN20080223_165937_000000532066_00169_31285_7954.N1	23-FEB-2008 16:59:37	Bright	53.000	168	17Zet Aql	2.9860	11000.	106	31285	No
206	GOM_NL__2PRFIN20080223_170916_000000412066_00169_31285_7955.N1	23-FEB-2008 17:09:16	Twilight	40.500	155	41Pi Sgr	2.9000	6600.0	81	31285	No
207	GOM_NL__2PRFIN20080223_171101_000000422066_00169_31285_7956.N1	23-FEB-2008 17:11:01	Dark	42.000	57	34Sig Sgr	2.0660	26000.	84	31285	No
208	GOM_NL__2PRFIN20080223_171358_000000442066_00169_31285_7957.N1	23-FEB-2008 17:13:58	Dark	43.500	38	20Eps Sgr	1.8360	11000.	87	31285	No
209	GOM_NL__2PRFIN20080223_171630_000000432066_00169_31285_7958.N1	23-FEB-2008 17:16:30	Dark	42.500	25	35Lam Sco	1.6200	28000.	85	31285	No
210	GOM_NL__2PRFIN20080223_171916_000000382066_00169_31285_7959.N1	23-FEB-2008 17:19:16	Dark	38.000	147	Alp Ara	2.8770	26000.	76	31285	No
211	GOM_NL__2PRFIN20080223_172037_000000412066_00169_31285_7960.N1	23-FEB-2008 17:20:37	Dark	41.000	141	Bet Ara	2.8400	4600.0	82	31285	No
212	GOM_NL__2PRFIN20080223_172358_000000422066_00170_31286_7953.N1	23-FEB-2008 17:23:58	Dark	42.000	43	Alp TrA	1.9100	4250.0	84	31286	No
213	GOM_NL__2PRFIN20080223_172703_000000482066_00170_31286_7954.N1	23-FEB-2008 17:27:03	Dark	47.500	4	Alp1Cen	-0.010000	5800.0	95	31286	No
214	GOM_NL__2PRFIN20080223_172823_000000422066_00170_31286_7955.N1	23-FEB-2008 17:28:23	Dark	41.500	10	Bet Cen	0.61000	28000.	83	31286	No
215	GOM_NL__2PRFIN20080223_173112_000000402066_00170_31286_7956.N1	23-FEB-2008 17:31:12	Dark	40.000	12	Alp1Cru	0.77500	30000.	80	31286	No
216	GOM_NL__2PRFIN20080223_173411_000000422066_00170_31286_7957.N1	23-FEB-2008 17:34:11	Dark	41.500	99	Del Cen	2.5750	26000.	83	31286	No
217	GOM_NL__2PRFIN20080223_173546_000000372066_00170_31286_7958.N1	23-FEB-2008 17:35:46	Dark	37.000	71	lot Car	2.2460	7700.0	74	31286	No
218	GOM_NL__2PRFIN20080223_174009_000000432066_00170_31286_7959.N1	23-FEB-2008 17:40:09	Straylight	43.000	65	Lam Vel	2.2040	4400.0	86	31286	No
219	GOM_NL__2PRFIN20080223_174947_000000462066_00170_31286_7960.N1	23-FEB-2008 17:49:47	Tw_i_and_stray	46.000	48	30Alp Hya	1.9770	4100.0	92	31286	No

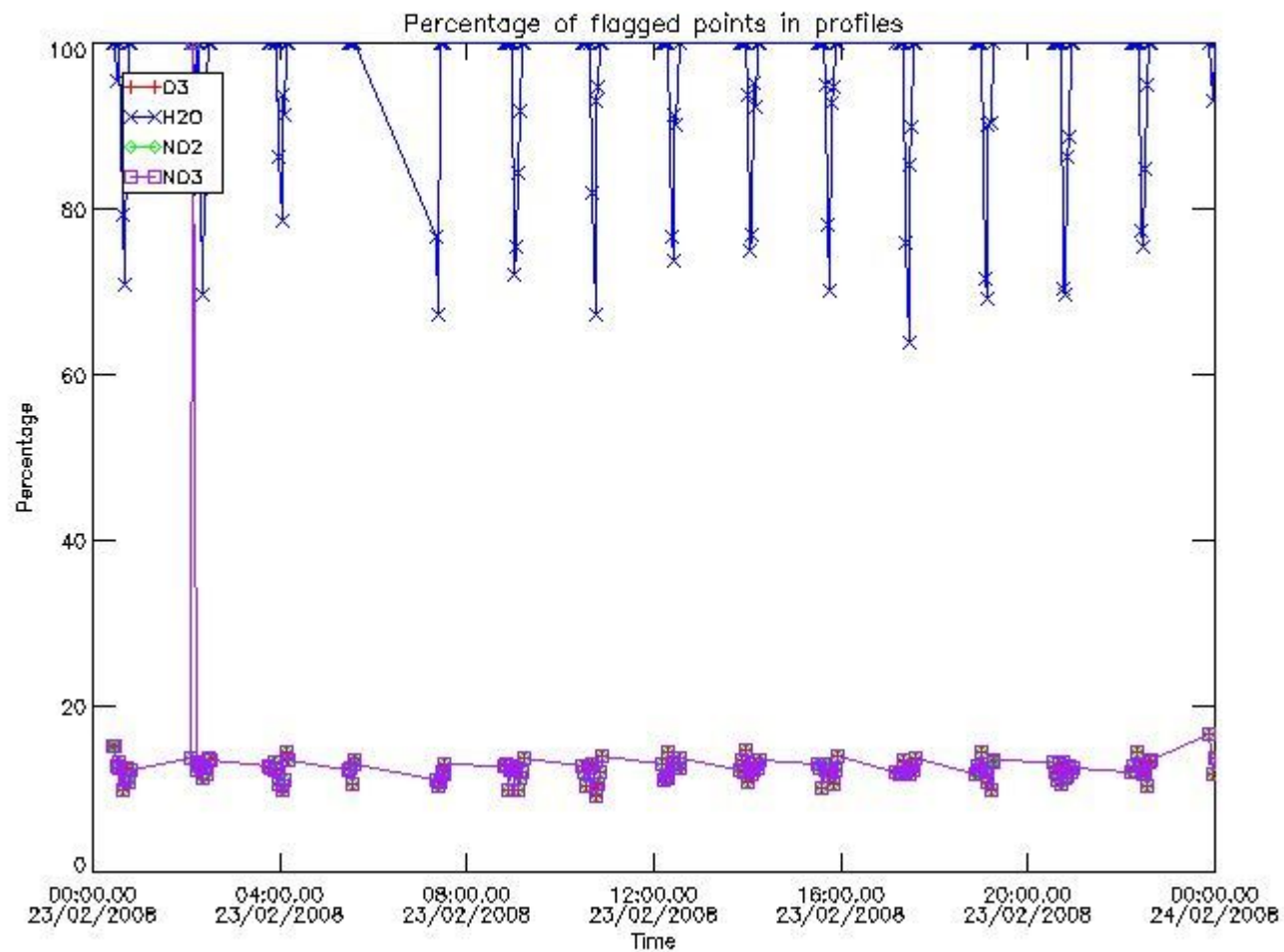
220	GOM_NL__2PRFIN20080223_180046_000000382066_00170_31286_7961.N1	23-FEB-2008 18:00:46	Bright	37.500	17	78Bet Gem	1.1610	4500.0	75	31286	No
221	GOM_NL__2PRFIN20080223_180157_000000372066_00170_31286_7962.N1	23-FEB-2008 18:01:57	Bright	37.000	24	66Alp Gem	1.5800	10200.	74	31286	No
222	GOM_NL__2PRFIN20080223_181754_000000362066_00170_31286_7963.N1	23-FEB-2008 18:17:54	Bright	35.500	49	1Alp UMi	1.9900	6300.0	71	31286	No
223	GOM_NL__2PRFIN20080223_182512_000000362066_00170_31286_7964.N1	23-FEB-2008 18:25:12	Bright	36.000	89	5Alp Cep	2.4510	8000.0	72	31286	No
224	GOM_NL__2PRFIN20080223_183018_000000362066_00170_31286_7965.N1	23-FEB-2008 18:30:18	Bright	35.500	19	50Alp Cyg	1.2460	10500.	71	31286	No
225	GOM_NL__2PRFIN20080223_183153_000000522066_00170_31286_7966.N1	23-FEB-2008 18:31:53	Bright	52.000	66	37Gam Cyg	2.2080	5900.0	104	31286	No
226	GOM_NL__2PRFIN20080223_184014_000000372066_00170_31286_7967.N1	23-FEB-2008 18:40:14	Bright	37.000	168	17Zet Aql	2.9860	11000.	74	31286	No
227	GOM_NL__2PRFIN20080223_184953_000000422066_00170_31286_7968.N1	23-FEB-2008 18:49:53	Twilight	42.000	155	41Pi Sgr	2.9000	6600.0	84	31286	No
228	GOM_NL__2PRFIN20080223_185137_000000432066_00170_31286_7969.N1	23-FEB-2008 18:51:37	Dark	43.000	57	34Sig Sgr	2.0660	26000.	86	31286	No
229	GOM_NL__2PRFIN20080223_185435_000000402066_00170_31286_7970.N1	23-FEB-2008 18:54:35	Dark	40.000	38	20Eps Sgr	1.8360	11000.	80	31286	No
230	GOM_NL__2PRFIN20080223_185706_000000422066_00170_31286_7971.N1	23-FEB-2008 18:57:06	Dark	41.500	25	35Lam Sco	1.6200	28000.	83	31286	No
231	GOM_NL__2PRFIN20080223_185952_000000392066_00170_31286_7972.N1	23-FEB-2008 18:59:52	Dark	38.500	147	Alp Ara	2.8770	26000.	77	31286	No
232	GOM_NL__2PRFIN20080223_190113_000000402066_00170_31286_7973.N1	23-FEB-2008 19:01:13	Dark	39.500	141	Bet Ara	2.8400	4600.0	79	31286	No
233	GOM_NL__2PRFIN20080223_190434_000000432066_00171_31287_7974.N1	23-FEB-2008 19:04:34	Dark	42.500	43	Alp TrA	1.9100	4250.0	85	31287	No
234	GOM_NL__2PRFIN20080223_190740_000000482066_00171_31287_7975.N1	23-FEB-2008 19:07:40	Dark	47.500	4	Alp1Cen	-0.010000	5800.0	95	31287	No
235	GOM_NL__2PRFIN20080223_190859_000000412066_00171_31287_7976.N1	23-FEB-2008 19:08:59	Dark	41.000	10	Bet Cen	0.61000	28000.	82	31287	No
236	GOM_NL__2PRFIN20080223_191148_000000522066_00171_31287_7977.N1	23-FEB-2008 19:11:48	Dark	52.000	12	Alp1Cru	0.77500	30000.	104	31287	No
237	GOM_NL__2PRFIN20080223_191448_000000422066_00171_31287_7978.N1	23-FEB-2008 19:14:48	Dark	42.000	99	Del Cen	2.5750	26000.	84	31287	No
238	GOM_NL__2PRFIN20080223_191623_000000382066_00171_31287_7979.N1	23-FEB-2008 19:16:23	Dark	37.500	71	lot Car	2.2460	7700.0	75	31287	No
239	GOM_NL__2PRFIN20080223_192045_000000422066_00171_31287_7980.N1	23-FEB-2008 19:20:45	Straylight	41.500	65	Lam Vel	2.2040	4400.0	83	31287	No
240	GOM_NL__2PRFIN20080223_193024_000000472066_00171_31287_7981.N1	23-FEB-2008 19:30:24	Tw_and_stray	47.000	48	30Alp Hya	1.9770	4100.0	94	31287	No
241	GOM_NL__2PRFIN20080223_194122_000000372066_00171_31287_7982.N1	23-FEB-2008 19:41:22	Bright	37.000	17	78Bet Gem	1.1610	4500.0	74	31287	No
242	GOM_NL__2PRFIN20080223_194233_000000372066_00171_31287_7983.N1	23-FEB-2008 19:42:33	Bright	36.500	24	66Alp Gem	1.5800	10200.	73	31287	No
243	GOM_NL__2PRFIN20080223_195830_000000352066_00171_31287_7984.N1	23-FEB-2008 19:58:30	Bright	34.500	49	1Alp UMi	1.9900	6300.0	69	31287	No
244	GOM_NL__2PRFIN20080223_200548_000000342066_00171_31287_7985.N1	23-FEB-2008 20:05:48	Bright	34.000	89	5Alp Cep	2.4510	8000.0	68	31287	No
245	GOM_NL__2PRFIN20080223_201054_000000342066_00171_31287_7986.N1	23-FEB-2008 20:10:54	Bright	33.500	19	50Alp Cyg	1.2460	10500.	67	31287	No
246	GOM_NL__2PRFIN20080223_201229_000000332066_00171_31287_7987.N1	23-FEB-2008 20:12:29	Bright	32.500	66	37Gam Cyg	2.2080	5900.0	65	31287	No
247	GOM_NL__2PRFIN20080223_202050_000000362066_00171_31287_7988.N1	23-FEB-2008 20:20:50	Bright	36.000	168	17Zet Aql	2.9860	11000.	72	31287	No
248	GOM_NL__2PRFIN20080223_203029_000000422066_00171_31287_7989.N1	23-FEB-2008 20:30:29	Twilight	42.000	155	41Pi Sgr	2.9000	6600.0	84	31287	No
249	GOM_NL__2PRFIN20080223_203213_000000422066_00171_31287_7990.N1	23-FEB-2008 20:32:13	Dark	42.000	57	34Sig Sgr	2.0660	26000.	84	31287	No
250	GOM_NL__2PRFIN20080223_203511_000000432066_00171_31287_7991.N1	23-FEB-2008 20:35:11	Dark	42.500	38	20Eps Sgr	1.8360	11000.	85	31287	No
251	GOM_NL__2PRFIN20080223_203743_000000462066_00171_31287_7992.N1	23-FEB-2008 20:37:43	Dark	45.500	25	35Lam Sco	1.6200	28000.	91	31287	No
252	GOM_NL__2PRFIN20080223_204029_000000392066_00171_31287_7993.N1	23-FEB-2008 20:40:29	Dark	39.000	147	Alp Ara	2.8770	26000.	78	31287	No
253	GOM_NL__2PRFIN20080223_204149_000000492066_00171_31287_7994.N1	23-FEB-2008 20:41:49	Dark	48.500	141	Bet Ara	2.8400	4600.0	97	31287	No
254	GOM_NL__2PRFIN20080223_204510_000000432066_00172_31288_7986.N1	23-FEB-2008 20:45:10	Dark	42.500	43	Alp TrA	1.9100	4250.0	85	31288	No
255	GOM_NL__2PRFIN20080223_204816_000000452066_00172_31288_7987.N1	23-FEB-2008 20:48:16	Dark	45.000	4	Alp1Cen	-0.010000	5800.0	90	31288	No
256	GOM_NL__2PRFIN20080223_204936_000000452066_00172_31288_7988.N1	23-FEB-2008 20:49:36	Dark	44.500	10	Bet Cen	0.61000	28000.	89	31288	No
257	GOM_NL__2PRFIN20080223_205224_000000402066_00172_31288_7989.N1	23-FEB-2008 20:52:24	Dark	40.000	12	Alp1Cru	0.77500	30000.	80	31288	No
258	GOM_NL__2PRFIN20080223_205524_000000432066_00172_31288_7990.N1	23-FEB-2008 20:55:24	Dark	42.500	99	Del Cen	2.5750	26000.	85	31288	No
259	GOM_NL__2PRFIN20080223_205659_000000402066_00172_31288_7991.N1	23-FEB-2008 20:56:59	Dark	40.000	71	lot Car	2.2460	7700.0	80	31288	No
260	GOM_NL__2PRFIN20080223_210121_000000402066_00172_31288_7992.N1	23-FEB-2008 21:01:21	Straylight	40.000	65	Lam Vel	2.2040	4400.0	80	31288	No
261	GOM_NL__2PRFIN20080223_211100_000000512066_00172_31288_7993.N1	23-FEB-2008 21:11:00	Tw_and_stray	50.500	48	30Alp Hya	1.9770	4100.0	101	31288	No
262	GOM_NL__2PRFIN20080223_212158_000000372066_00172_31288_7994.N1	23-FEB-2008 21:21:58	Bright	36.500	17	78Bet Gem	1.1610	4500.0	73	31288	No
263	GOM_NL__2PRFIN20080223_212309_000000372066_00172_31288_7995.N1	23-FEB-2008 21:23:09	Bright	36.500	24	66Alp Gem	1.5800	10200.	73	31288	No
264	GOM_NL__2PRFIN20080223_213906_000000352066_00172_31288_7996.N1	23-FEB-2008 21:39:06	Bright	35.000	49	1Alp UMi	1.9900	6300.0	70	31288	No
265	GOM_NL__2PRFIN20080223_214624_000000362066_00172_31288_7997.N1	23-FEB-2008 21:46:24	Bright	36.000	89	5Alp Cep	2.4510	8000.0	72	31288	No
266	GOM_NL__2PRFIN20080223_215130_000000342066_00172_31288_7998.N1	23-FEB-2008 21:51:30	Bright	34.000	19	50Alp Cyg	1.2460	10500.	68	31288	No
267	GOM_NL__2PRFIN20080223_215305_000000362066_00172_31288_7999.N1	23-FEB-2008 21:53:05	Bright	35.500	66	37Gam Cyg	2.2080	5900.0	71	31288	No
268	GOM_NL__2PRFIN20080223_220126_000000362066_00172_31288_8000.N1	23-FEB-2008 22:01:26	Bright	35.500	168	17Zet Aql	2.9860	11000.	71	31288	No
269	GOM_NL__2PRFIN20080223_221105_000000422066_00172_31288_8001.N1	23-FEB-2008 22:11:05	Twilight	42.000	155	41Pi Sgr	2.9000	6600.0	84	31288	No
270	GOM_NL__2PRFIN20080223_221250_000000432066_00172_31288_8002.N1	23-FEB-2008 22:12:50	Dark	42.500	57	34Sig Sgr	2.0660	26000.	85	31288	No
271	GOM_NL__2PRFIN20080223_221547_000000402066_00172_31288_8003.N1	23-FEB-2008 22:15:47	Dark	40.000	38	20Eps Sgr	1.8360	11000.	80	31288	No
272	GOM_NL__2PRFIN20080223_221820_000000432066_00172_31288_8004.N1	23-FEB-2008 22:18:20	Dark	42.500	25	35Lam Sco	1.6200	28000.	85	31288	No
273	GOM_NL__2PRFIN20080223_222106_000000392066_00172_31288_8005.N1	23-FEB-2008 22:21:06	Dark	39.000	147	Alp Ara	2.8770	26000.	78	31288	No
274	GOM_NL__2PRFIN20080223_222226_000000402066_00172_31288_8006.N1	23-FEB-2008 22:22:26	Dark	39.500	141	Bet Ara	2.8400	4600.0	79	31288	No
275	GOM_NL__2PRFIN20080223_222547_000000402066_00173_31289_8001.N1	23-FEB-2008 22:25:47	Dark	40.000	43	Alp TrA	1.9100	4250.0	80	31289	No
276	GOM_NL__2PRFIN20080223_222853_000000432066_00173_31289_8002.N1	23-FEB-2008 22:28:53	Dark	43.000	4	Alp1Cen	-0.010000	5800.0	86	31289	No
277	GOM_NL__2PRFIN20080223_223012_000000432066_00173_31289_8003.N1	23-FEB-2008 22:30:12	Dark	43.000	10	Bet Cen	0.61000	28000.	86	31289	No
278	GOM_NL__2PRFIN20080223_223301_000000492066_00173_31289_8004.N1	23-FEB-2008 22:33:01	Dark	49.000	12	Alp1Cru	0.77500	30000.	98	31289	No

279	GOM_NL__2PRFIN20080223_223601_000000432066_00173_31289_8005.N1	23-FEB-2008 22:36:01	Dark	42.500	99	Del Cen	2.5750	26000.	85	31289	No
280	GOM_NL__2PRFIN20080223_223735_000000382066_00173_31289_8006.N1	23-FEB-2008 22:37:35	Dark	38.000	71	lot Car	2.2460	7700.0	76	31289	No
281	GOM_NL__2PRFIN20080223_224157_000000422066_00173_31289_8007.N1	23-FEB-2008 22:41:57	Straylight	42.000	65	Lam Vel	2.2040	4400.0	84	31289	No
282	GOM_NL__2PRFIN20080223_225136_000000492066_00173_31289_8008.N1	23-FEB-2008 22:51:36	Twilight	48.500	48	30Alp Hya	1.9770	4100.0	97	31289	No
283	GOM_NL__2PRFIN20080223_230234_000000522066_00173_31289_8009.N1	23-FEB-2008 23:02:34	Bright	52.000	17	78Bet Gem	1.1610	4500.0	104	31289	No
284	GOM_NL__2PRFIN20080223_230345_000000362066_00173_31289_8010.N1	23-FEB-2008 23:03:45	Bright	35.500	24	66Alp Gem	1.5800	10200.	71	31289	No
285	GOM_NL__2PRFIN20080223_231942_000000362066_00173_31289_8011.N1	23-FEB-2008 23:19:42	Bright	36.000	49	1Alp UMi	1.9900	6300.0	72	31289	No
286	GOM_NL__2PRFIN20080223_232700_000000352066_00173_31289_8012.N1	23-FEB-2008 23:27:00	Bright	35.000	89	5Alp Cep	2.4510	8000.0	70	31289	No
287	GOM_NL__2PRFIN20080223_233206_000000352066_00173_31289_8013.N1	23-FEB-2008 23:32:06	Bright	35.000	19	50Alp Cyg	1.2460	10500.	70	31289	No
288	GOM_NL__2PRFIN20080223_233341_000000362066_00173_31289_8014.N1	23-FEB-2008 23:33:41	Bright	35.500	66	37Gam Cyg	2.2080	5900.0	71	31289	No
289	GOM_NL__2PRFIN20080223_234202_000000352066_00173_31289_8015.N1	23-FEB-2008 23:42:02	Bright	34.500	168	17Zet Aql	2.9860	11000.	69	31289	No
290	GOM_NL__2PRFIN20080223_235141_000000422066_00173_31289_8016.N1	23-FEB-2008 23:51:41	Twilight	41.500	155	41Pi Sgr	2.9000	6600.0	83	31289	No
291	GOM_NL__2PRFIN20080223_235326_000000402066_00173_31289_8017.N1	23-FEB-2008 23:53:26	Dark	40.000	57	34Sig Sgr	2.0660	26000.	80	31289	No
292	GOM_NL__2PRFIN20080223_235624_000000442066_00173_31289_8018.N1	23-FEB-2008 23:56:24	Dark	43.500	38	20Eps Sgr	1.8360	11000.	87	31289	No
293	GOM_NL__2PRFIN20080223_235856_000000452066_00173_31289_8019.N1	23-FEB-2008 23:58:56	Dark	44.500	25	35Lam Sco	1.6200	28000.	89	31289	No

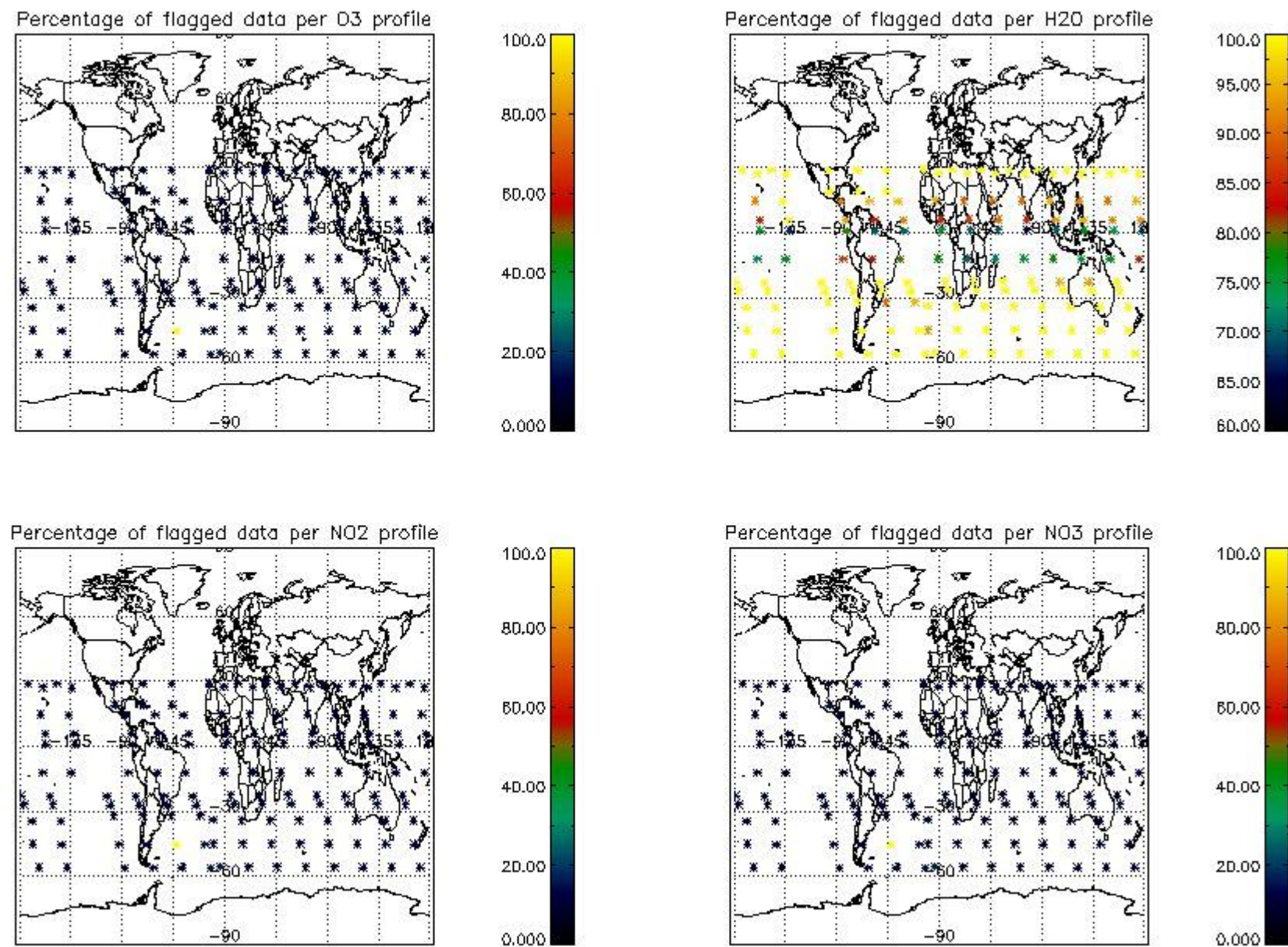
3. Quality information per product

In this section it is plotted some information contained in the Quality Summary data set of the level 2 products. Only products in dark limb conditions and without errors (error flag in the MPH set to "0") are used.

3.1 Plot quality information per product (time dependant)



3.2 Plot quality information per product (world map)

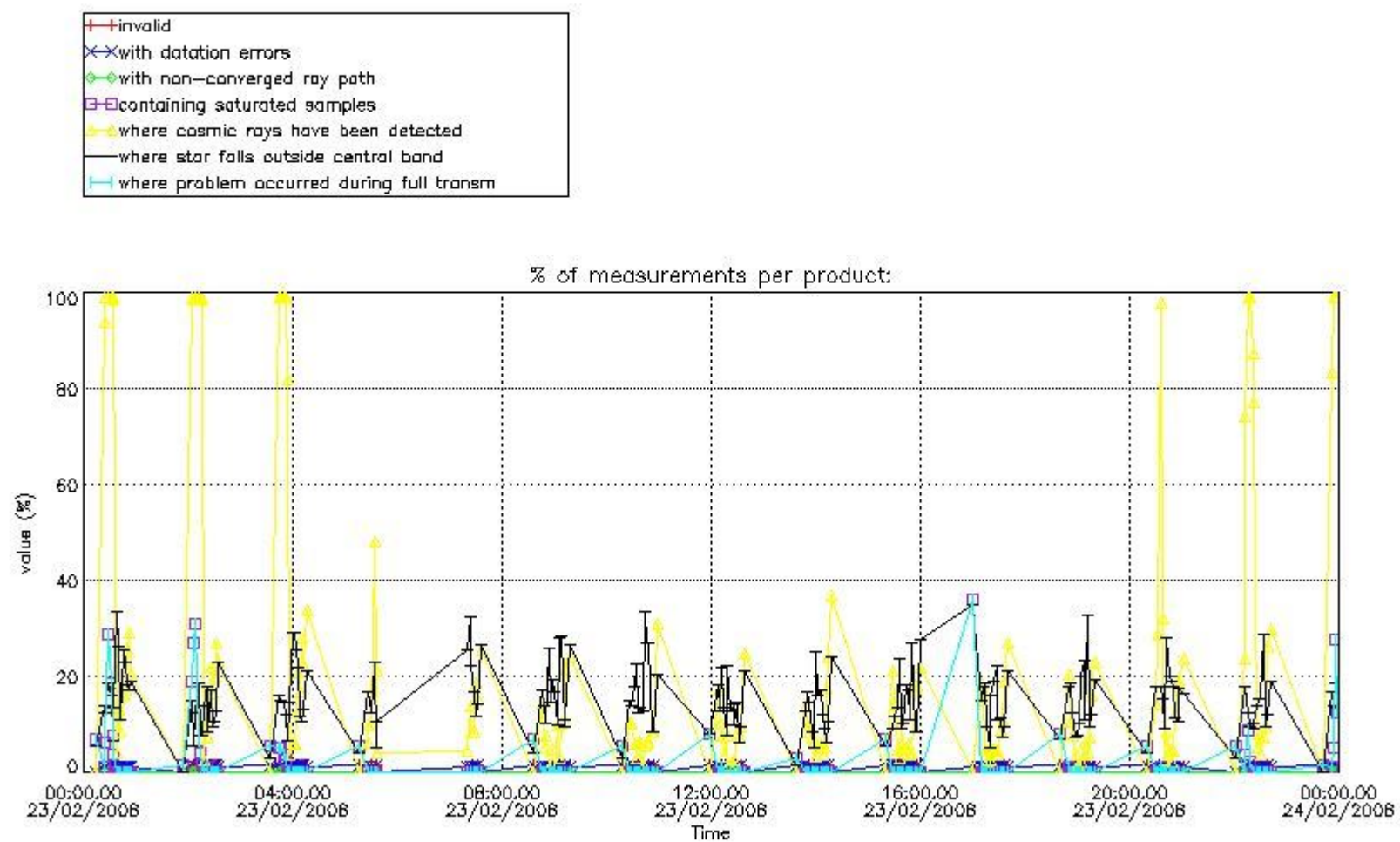


4. Level 1 quality information per product

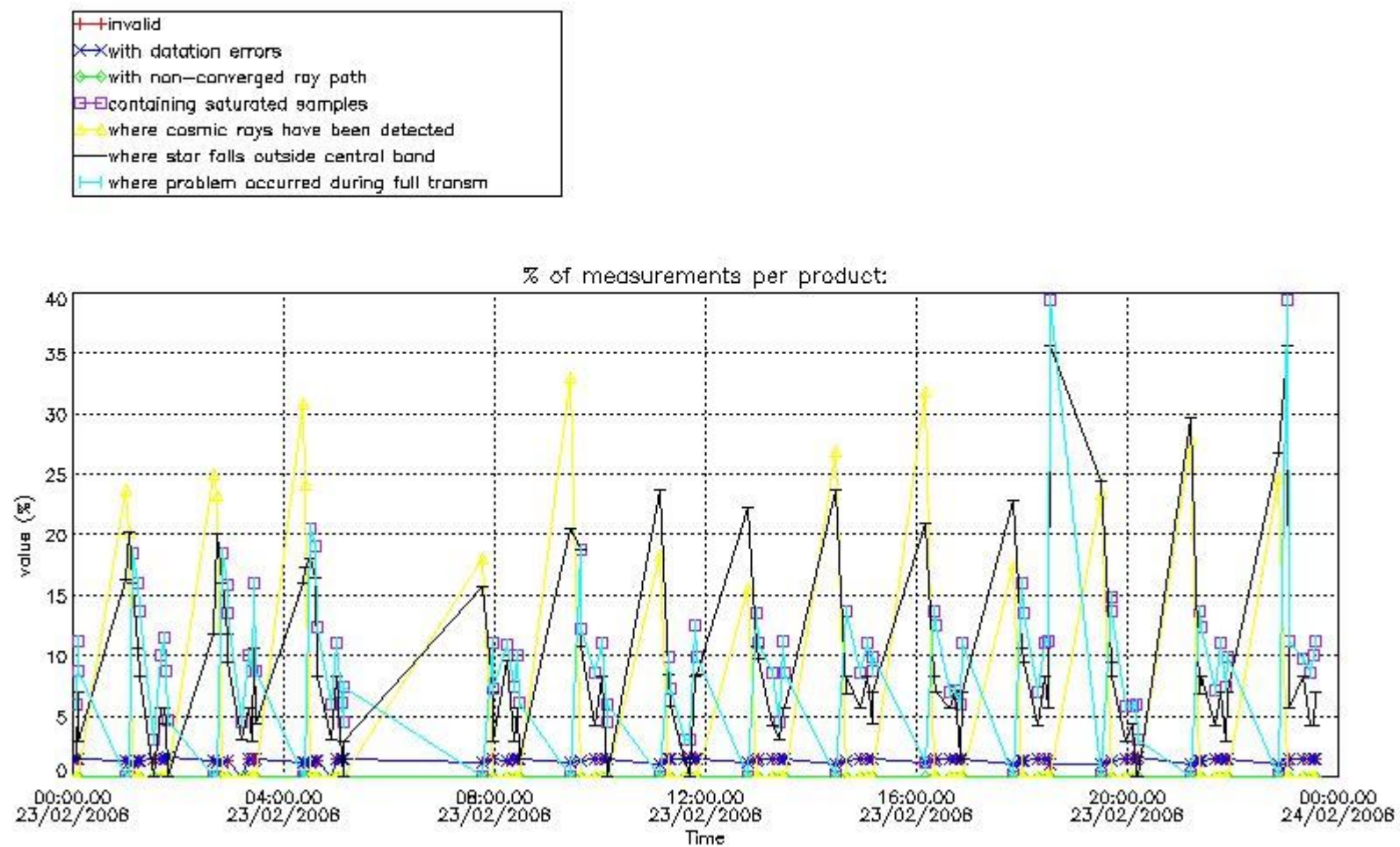
In this section it is plotted some information contained in the Quality Summary data set of the level 2 products that comes from the level 1b processing. Products without errors (error flag in the MPH set to "0") are used.

4.1 Plot quality information per product (time dependant) coming from level 1b processing

4.1.1 Plot level 1 quality information per product (time dependant): ENVISAT ASCENDING passes



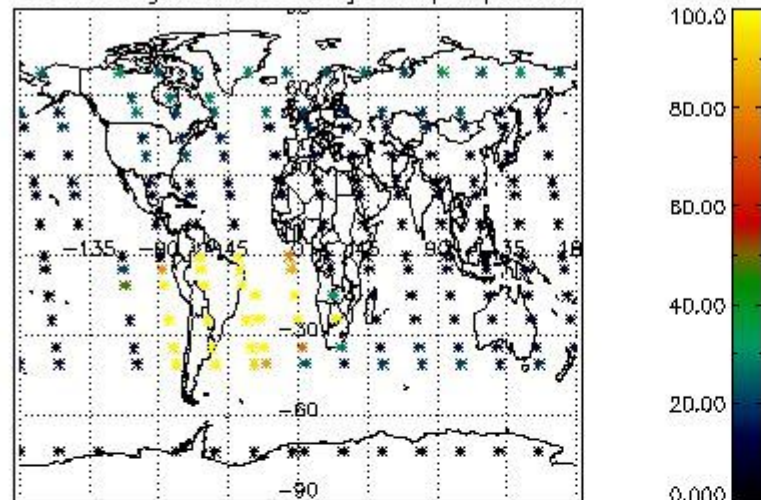
4.1.2 Plot level 1 quality information per product (time dependant): ENVI SAT DESCENDING passes



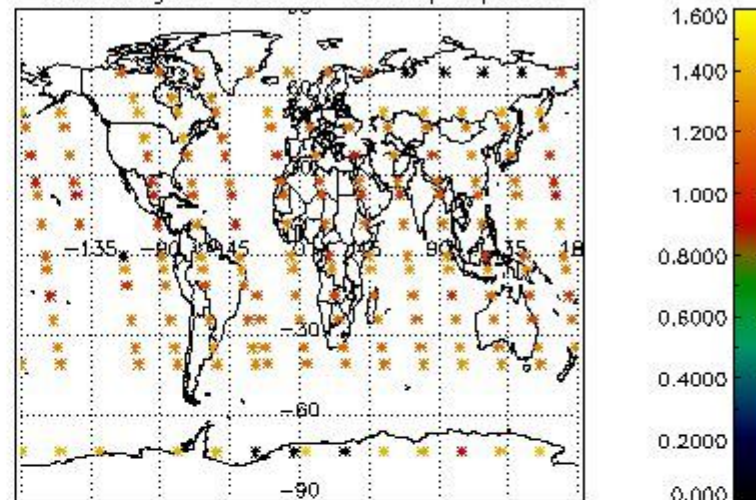
4.2 Plot quality information per product coming from level 1b processing (world map)

4.2.1 Plot level 1 quality information per product (world map): ENVISAT ASCENDING passes

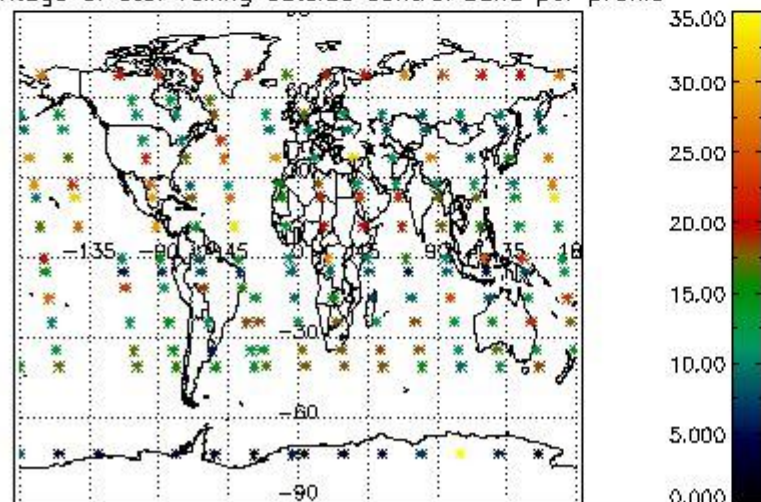
Percentage of cosmic ray hits per profile



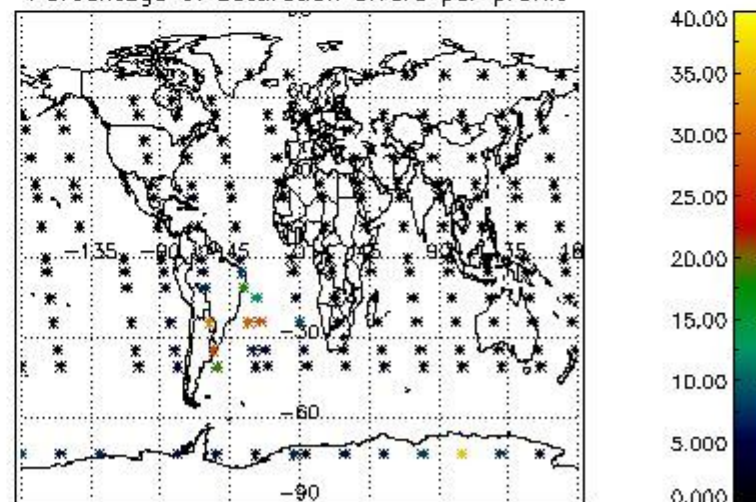
Percentage of datation errors per profile



Percentage of star falling outside central band per profile

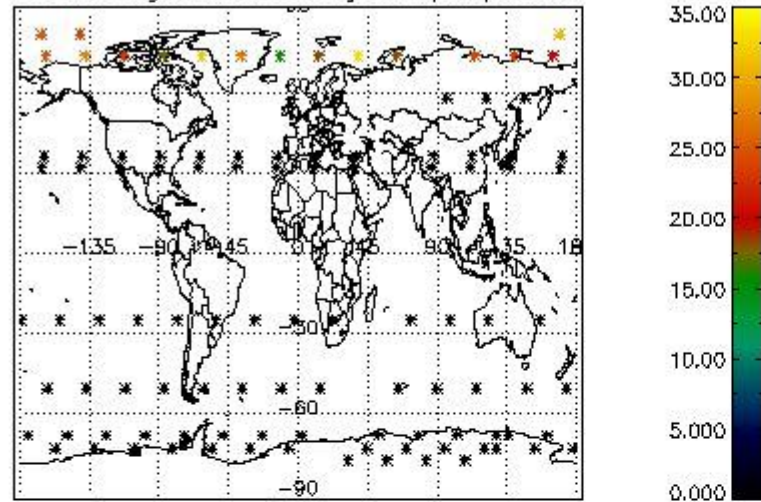


Percentage of saturation errors per profile

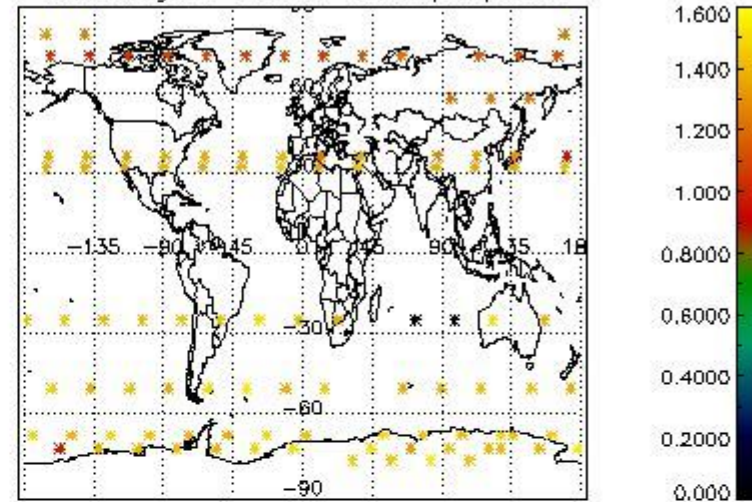


4.2.2 Plot level 1 quality information per product (world map): ENVISAT DESCENDING passes

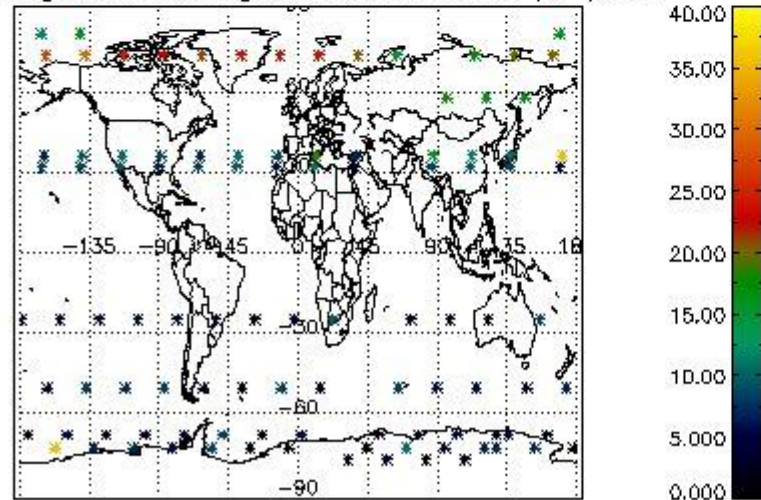
Percentage of cosmic ray hits per profile



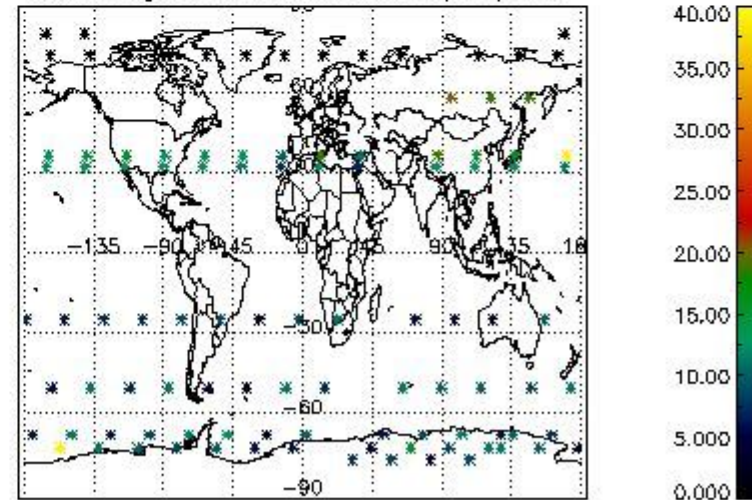
Percentage of datation errors per profile



Percentage of star falling outside central band per profile



Percentage of saturation errors per profile



5. Trace gas profiles

5.1 Ozone statistics based on quality of products

The final quality of the products can be "measured" using the STD (Standard Deviation) attached to every point profile. This information is written to the parameter GOM_NL__2P/NL_LOCAL_SPECIES_DENSITY/o3_std of the level 2 products. The table below shows the statistics for given STD ranges.

The statistics are given with respect to the overall valid production:

- Products without fatal errors: GOM_NL__2P/MPH/PRODUCT_ERR=0
- Valid point profile: GOM_NL__2P/NL_LOCAL_SPECIES_DENSITY/pcd(0)=0

The 'Criteria' is applied to valid points of dark limb products:

- Products in dark limb illumination condition: GOM_NL__2P/NL_SUMMARY_QUALITY/obs_ill_cond=0
- Products without fatal errors: GOM_NL__2P/MPH/PRODUCT_ERR=0
- Valid point profile: GOM_NL__2P/NL_LOCAL_SPECIES_DENSITY/pcd(0)=0

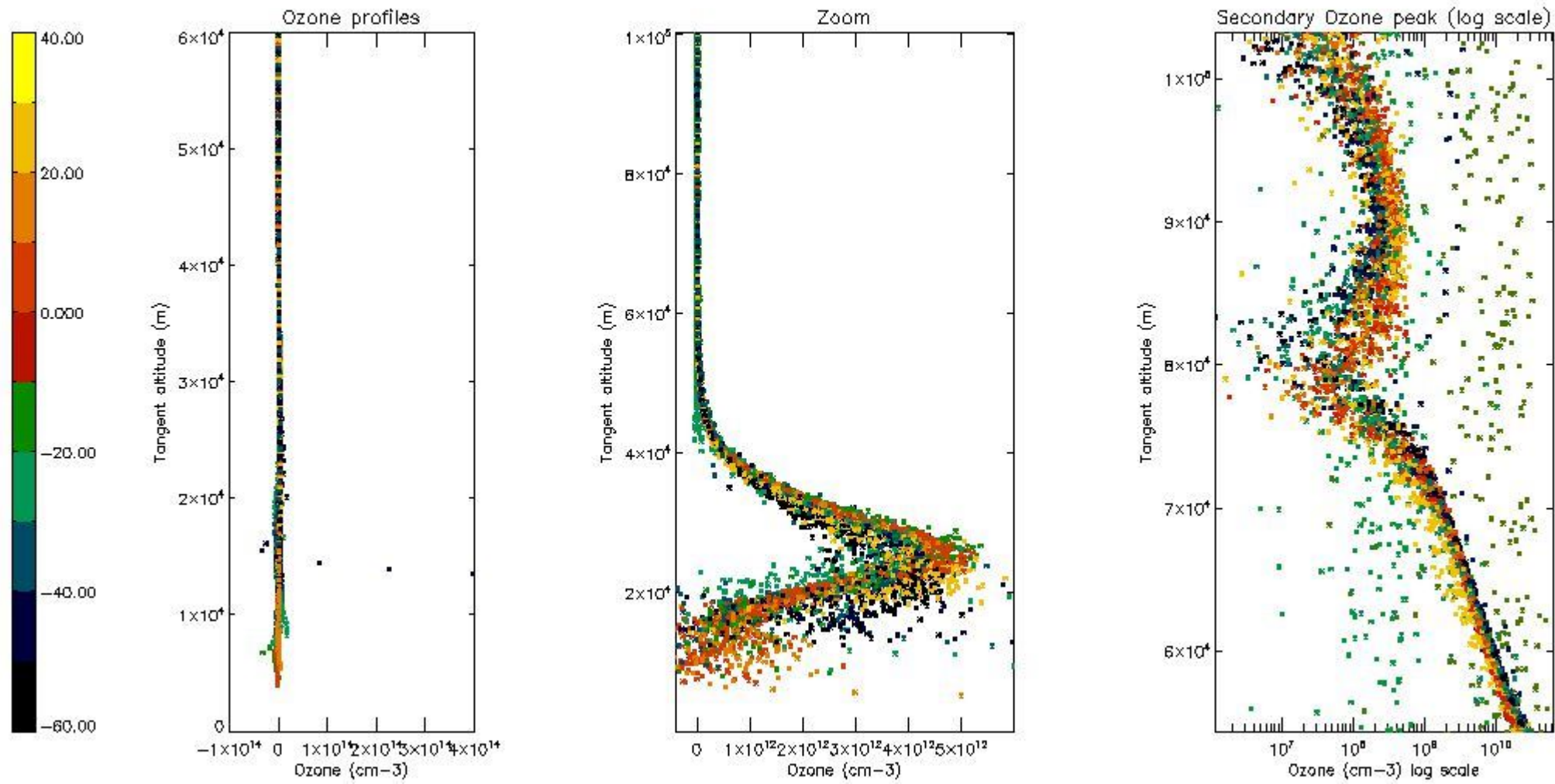
So, the table below shows the percentage of dark limb and valid observations for each criteria with respect to the overall valid daily observations.

Criteria	% of total production
All STD	53
STD < 20	30

STD < 10	24
STD < 5	17

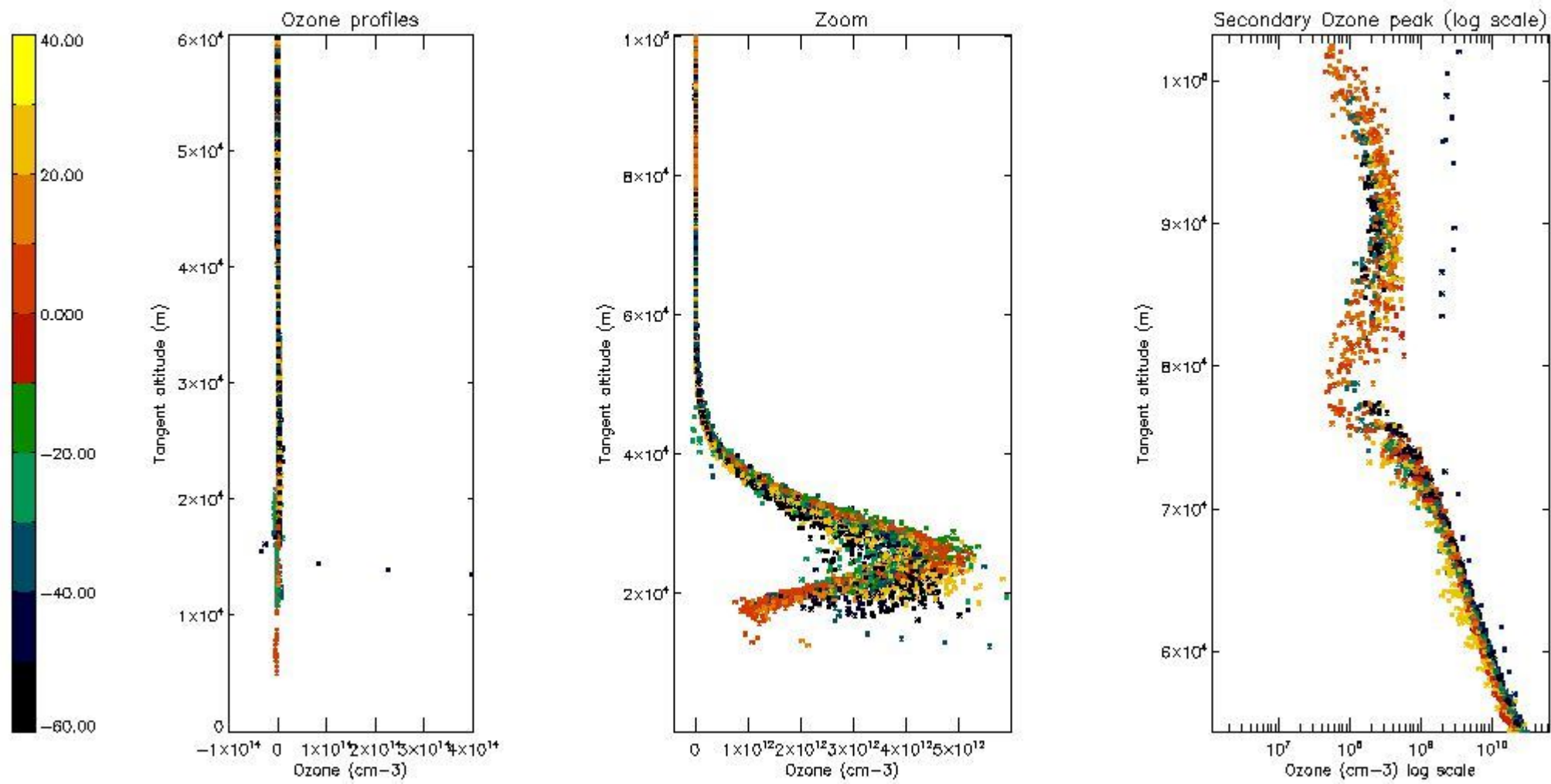
5.2 Plot ozone profiles for all STD (dark without errors)

The colorbar represents the latitude.



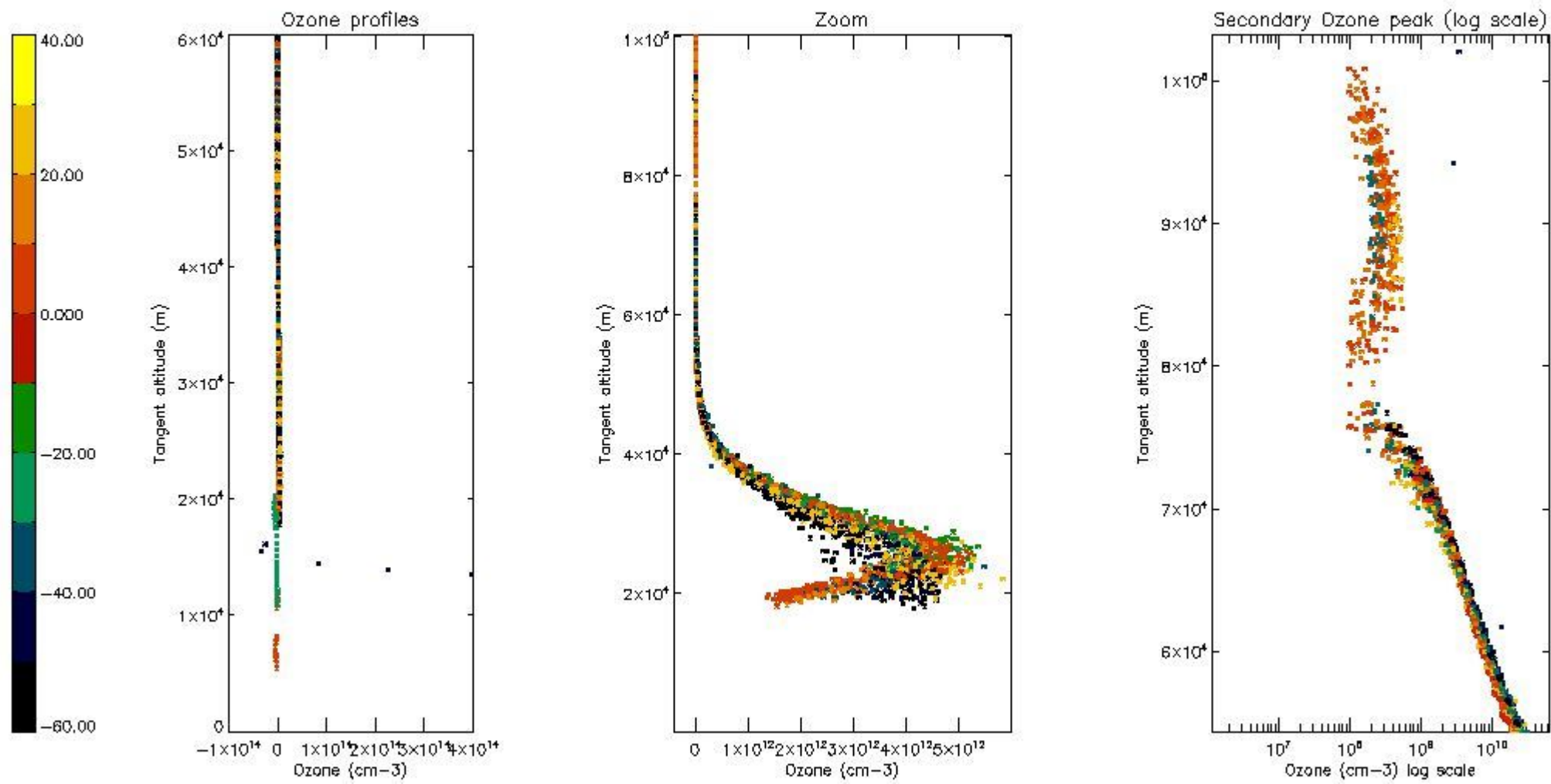
5.3 Plot ozone profiles where STD < 20% (dark without errors)

The colorbar represents the latitude.



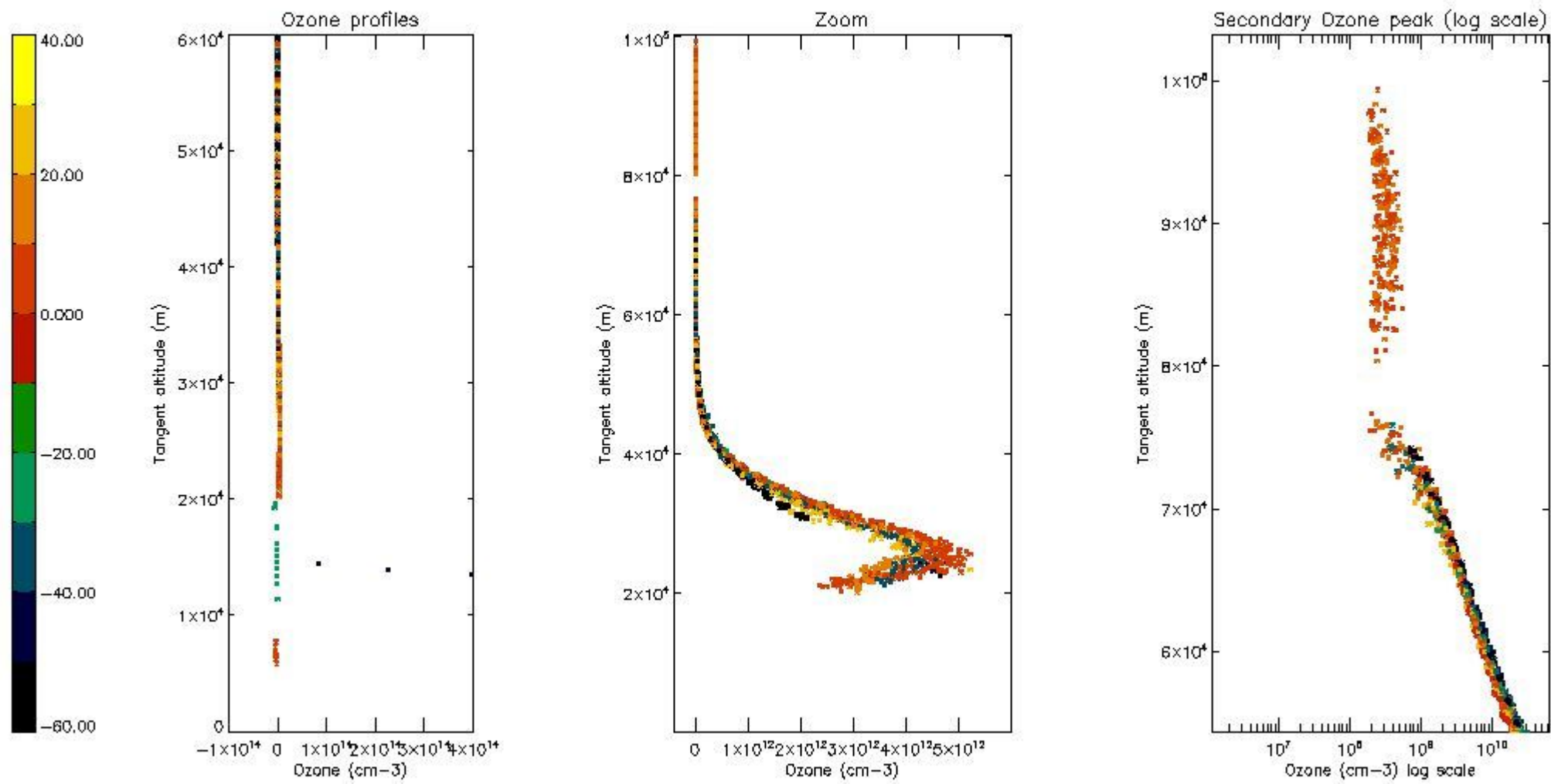
5.4 Plot ozone profiles where STD < 10% (dark without errors)

The colorbar represents the latitude.



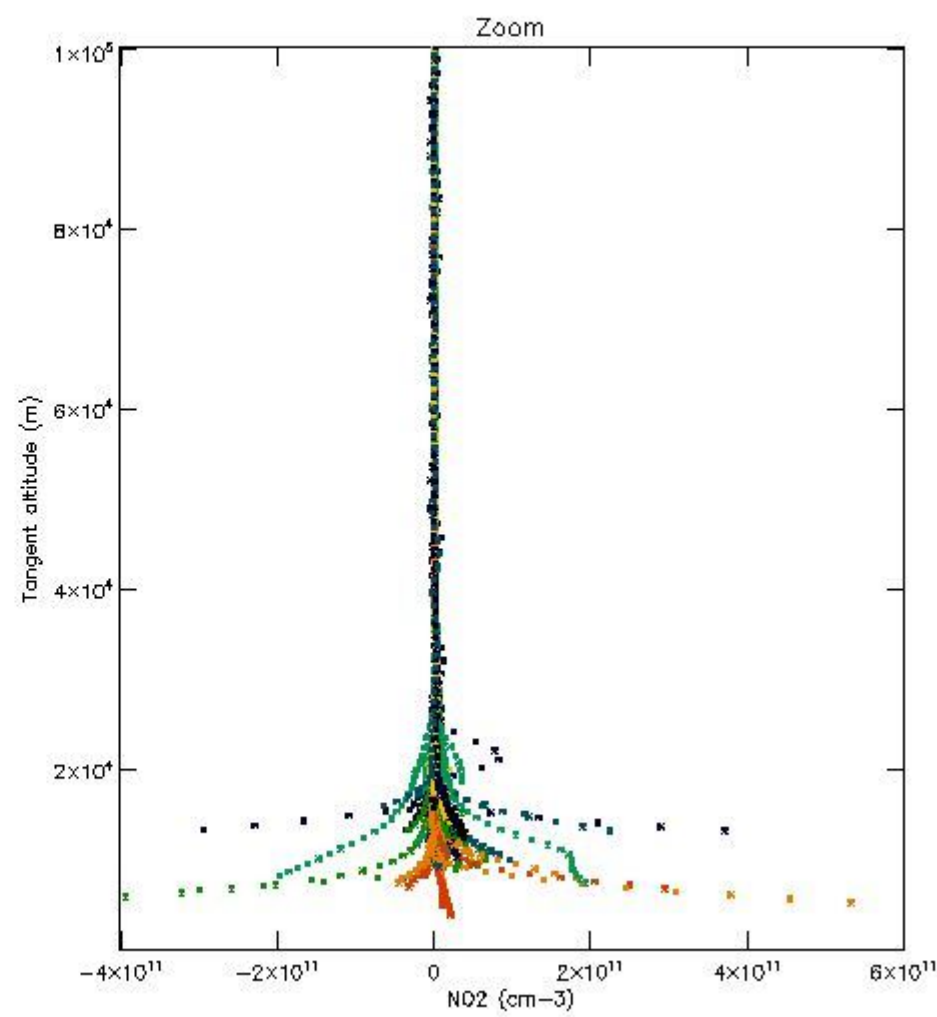
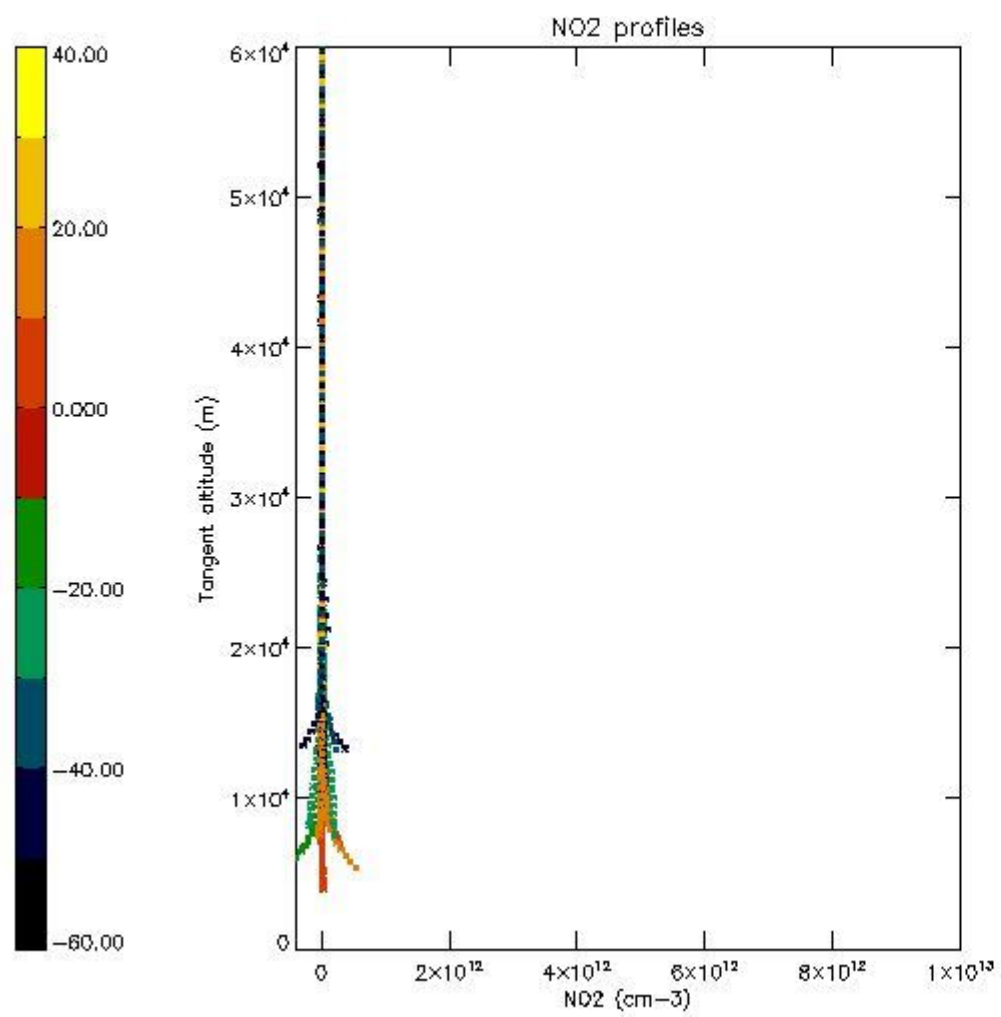
5.5 Plot ozone profiles where $STD < 5\%$ (dark without errors)

The colorbar represents the latitude.



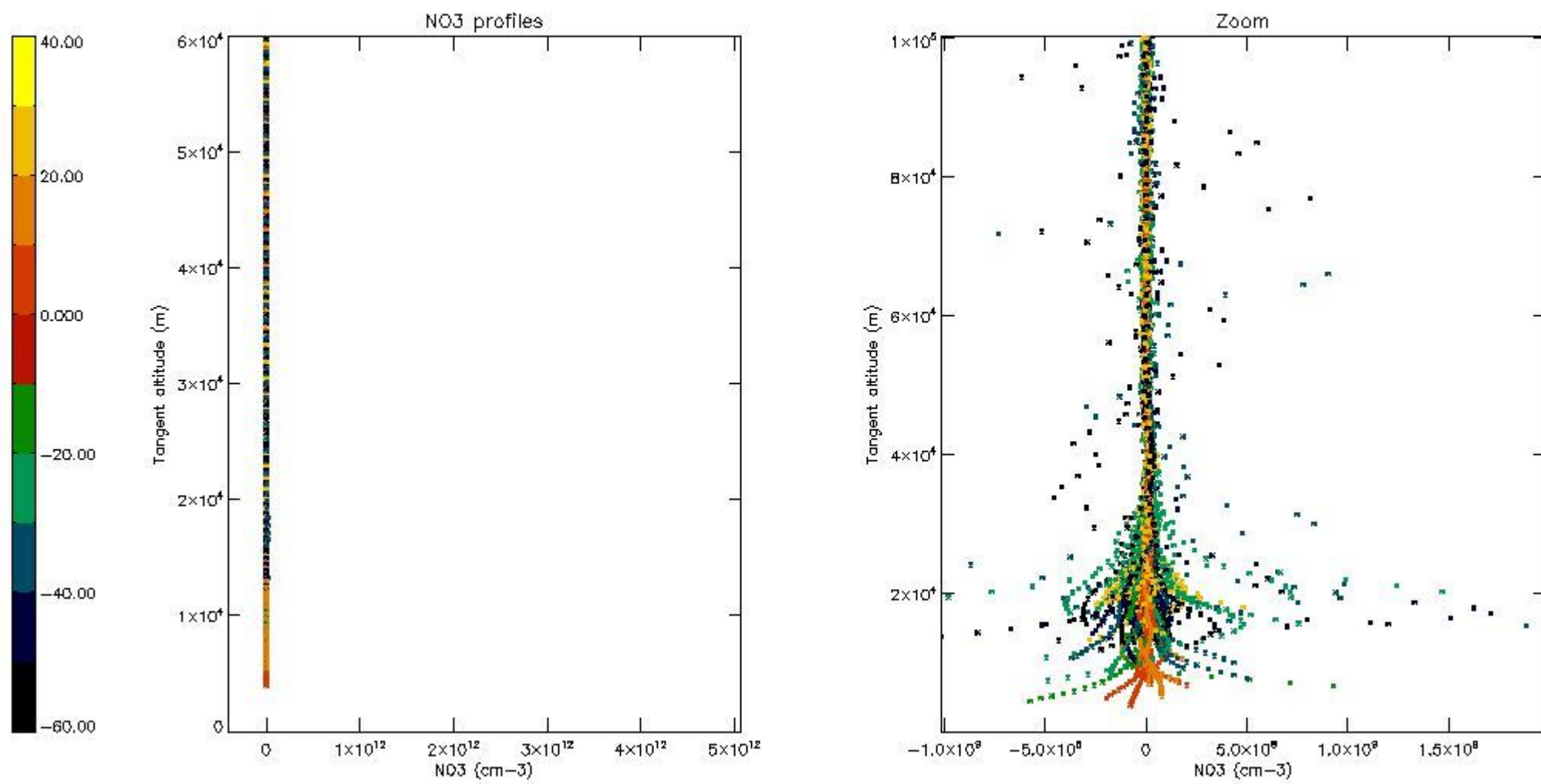
5.6 Plot NO₂ profiles for all STD (dark without errors)

The colorbar represents the latitude.



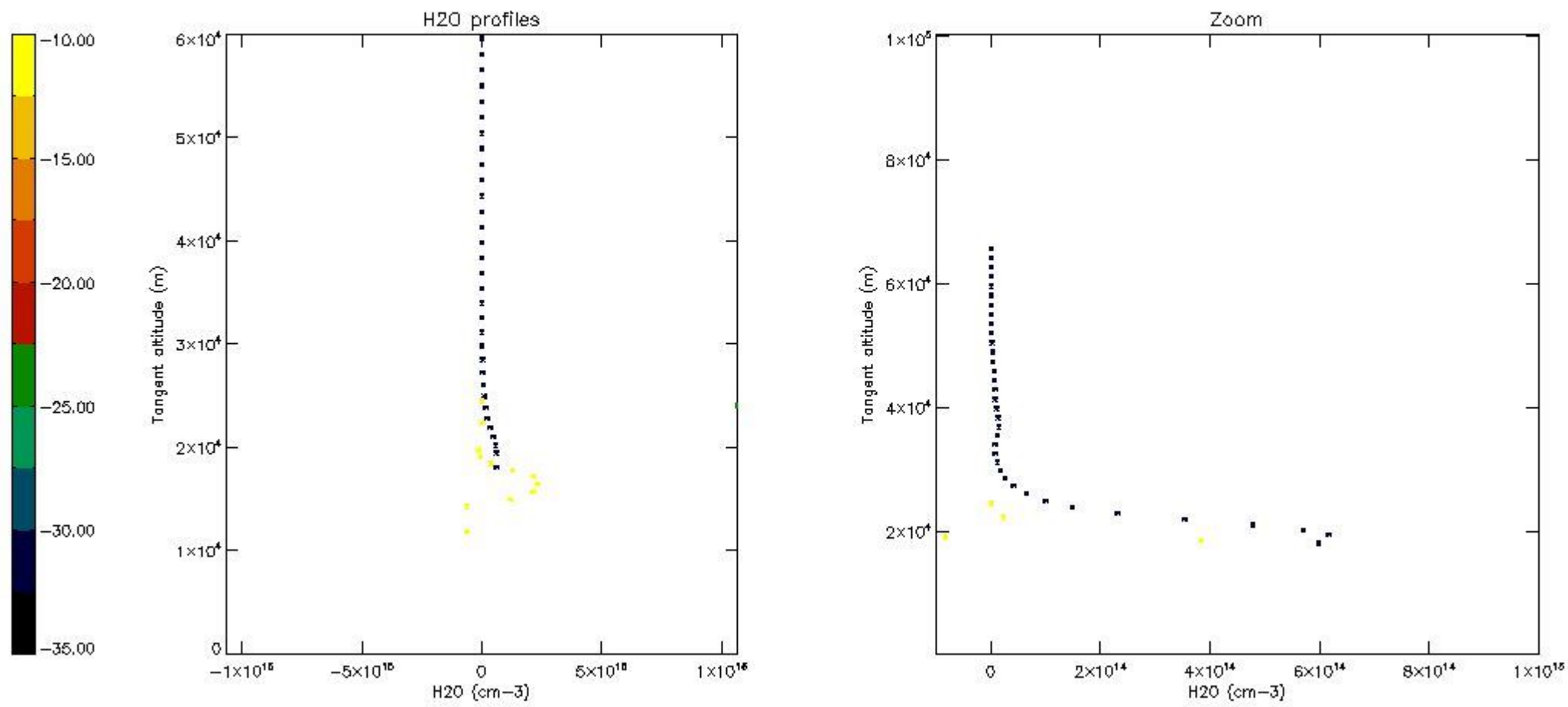
5.7 Plot NO3 profiles for all STD (dark without errors)

The colorbar represents the latitude.



5.8 Plot H₂O profiles for all STD (only for occultations of stars 1,2,3,4,13,14,16,26,63 dark without errors)

The colorbar represents the latitude.



6. Auxiliary Data Files used for the production reported in section 2

The number reported in the third column indicates since which file (see list in section 2) the corresponding auxiliary file has been used. The fourth column is the date of those product files.

Type	Auxiliary Filename	Used since product	Used since product date
INST_PHYS_CHARACTERISTICS	GOM_INS_AXVIEC20091111_143220_20030716_120000_20500101_000000	1	23-FEB-2008 00:03:41
LEVEL-2_PROC_CONFIG	GOM_PR2_AXVIEC20091111_152718_20020301_000000_20500101_000000	1	23-FEB-2008 00:03:41
CROSS_SECTIONS_FILE	GOM_CRS_AXVIEC20091111_154832_20020301_000000_20500101_000000	1	23-FEB-2008 00:03:41

GOMOS Level 2 Daily Report

SUMMARY

[1. General Info](#)

[2. Summary of processed GOM_NL_2P products](#)

[3. Level 2 Quality information per product](#)

[3.1 Plot of level 2 quality information per product \(time dependant\)](#)

[3.2 Plot of level 2 quality information per product \(world map\)](#)

[4. Level 1 Quality information per product \(stored on level 2 products\)](#)

[4.1 Plot of level 1 quality information per product \(time dependant\)](#)

[4.1.1 Plot of level 1 quality information per product \(time dependant\): ASCENDING](#)

[4.1.2 Plot of level 1 quality information per product \(time dependant\): DESCENDING](#)

[4.2 Plot of level 1 quality information per product \(world map\)](#)

[4.2.1 Plot of level 1 quality information per product \(world map\): ASCENDING](#)

[4.2.2 Plot of level 1 quality information per product \(world map\): DESCENDING](#)

[5. Ozone profiles based on quality statistics and other trace gas profiles](#)

[5.1 Ozone statistics based on quality of products](#)

[5.2 Plot ozone profiles for all STD \(dark without errors\)](#)

[5.3 Plot ozone profiles where STD < 20% \(dark without errors\)](#)

[5.4. Plot ozone profiles where STD < 10% \(dark without errors\)](#)

[5.5. Plot ozone profiles where STD < 5% \(dark without errors\)](#)

[5.6 Plot NO2 profiles for all STD \(dark without errors\)](#)

[5.7 Plot NO3 profiles for all STD \(dark without errors\)](#)

[5.8 Plot H2O profiles \(only for occultations of stars 1,2,3,4,13,14,16,26,63 dark without errors\) for all STD](#)

[6. Auxiliary Data Files used for the production reported in section 2](#)

This report presents the daily analysis on parameters extracted from GOMOS level 2 data (GOM_NL__2P). It is intended to monitor some important parameters that will impact the quality of these products. A list of level 2 products (and content) that have arrived during the reporting day to the PCF is also given.

Item	Value
Time of report generation	25APR2013 10:48:25
Data source version	GOMOS/6.01
Start time of products	23-02-2008 (23FEB2008 00:00:00)
Stop time of products	24-02-2008 (24FEB2008 00:00:00)
Store outputs in DB	Yes
Nb of level 2 prods	293
Nb of prods with errors	0

2. Summary of processed GOM_NL__2P products.

Nr	Filename	UTC Start time	Limb	Duration	Star Id	Star Name	Star Mag	Star Temp	Nb Meas	Orbit	Prod. error
1	GOM_NL__2PRFIN20080223_000341_000000342066_00159_31275_7736.N1	23-FEB-2008 00:03:41	Bright	33.500	19	50Alp Cyg	1.2460	10500.	67	31275	No
2	GOM_NL__2PRFIN20080223_000515_000000362066_00159_31275_7737.N1	23-FEB-2008 00:05:15	Bright	35.500	66	37Gam Cyg	2.2080	5900.0	71	31275	No
3	GOM_NL__2PRFIN20080223_000645_000000352066_00159_31275_7738.N1	23-FEB-2008 00:06:45	Bright	34.500	92	53Eps Cyg	2.5000	4500.0	69	31275	No
4	GOM_NL__2PRFIN20080223_001335_000000362066_00159_31275_7739.N1	23-FEB-2008 00:13:35	Bright	36.000	168	17Zet Aql	2.9860	11000.	72	31275	No
5	GOM_NL__2PRFIN20080223_002313_000000402066_00159_31275_7740.N1	23-FEB-2008 00:23:13	Twilight	39.500	155	41Pi Sgr	2.9000	6600.0	79	31275	No
6	GOM_NL__2PRFIN20080223_002457_000000402066_00159_31275_7741.N1	23-FEB-2008 00:24:57	Dark	40.000	57	34Sig Sgr	2.0660	26000.	80	31275	No
7	GOM_NL__2PRFIN20080223_002753_000000442066_00159_31275_7742.N1	23-FEB-2008 00:27:53	Dark	43.500	38	20Eps Sgr	1.8360	11000.	87	31275	No
8	GOM_NL__2PRFIN20080223_003132_000000442066_00159_31275_7743.N1	23-FEB-2008 00:31:32	Dark	43.500	40	The Sco	1.8590	7100.0	87	31275	No
9	GOM_NL__2PRFIN20080223_003311_000000392066_00159_31275_7744.N1	23-FEB-2008 00:33:11	Dark	38.500	147	Alp Ara	2.8770	26000.	77	31275	No
10	GOM_NL__2PRFIN20080223_003432_000000412066_00159_31275_7745.N1	23-FEB-2008 00:34:32	Dark	40.500	141	Bet Ara	2.8400	4600.0	81	31275	No
11	GOM_NL__2PRFIN20080223_003755_000000512066_00160_31276_7804.N1	23-FEB-2008 00:37:55	Dark	51.000	43	Alp TrA	1.9100	4250.0	102	31276	No
12	GOM_NL__2PRFIN20080223_004057_000000502066_00160_31276_7805.N1	23-FEB-2008 00:40:57	Dark	50.000	4	Alp1Cen	-0.010000	5800.0	100	31276	No
13	GOM_NL__2PRFIN20080223_004217_000000412066_00160_31276_7806.N1	23-FEB-2008 00:42:17	Dark	41.000	10	Bet Cen	0.61000	28000.	82	31276	No
14	GOM_NL__2PRFIN20080223_004507_000000472066_00160_31276_7807.N1	23-FEB-2008 00:45:07	Dark	47.000	12	Alp1Cru	0.77500	30000.	94	31276	No
15	GOM_NL__2PRFIN20080223_004701_000000442066_00160_31276_7808.N1	23-FEB-2008 00:47:01	Dark	44.000	29	Bet Car	1.6720	10200.	88	31276	No
16	GOM_NL__2PRFIN20080223_004945_000000422066_00160_31276_7809.N1	23-FEB-2008 00:49:45	Dark	41.500	71	lot Car	2.2460	7700.0	83	31276	No
17	GOM_NL__2PRFIN20080223_005119_000000412066_00160_31276_7810.N1	23-FEB-2008 00:51:19	Straylight	41.000	46	Del Vel	1.9540	10600.	82	31276	No
18	GOM_NL__2PRFIN20080223_005407_000000422066_00160_31276_7811.N1	23-FEB-2008 00:54:07	Straylight	42.000	65	Lam Vel	2.2040	4400.0	84	31276	No
19	GOM_NL__2PRFIN20080223_010004_000000402066_00160_31276_7812.N1	23-FEB-2008 01:00:04	Straylight	40.000	132	15Rho Pup	2.8030	6900.0	80	31276	No
20	GOM_NL__2PRFIN20080223_010347_000000452066_00160_31276_7813.N1	23-FEB-2008 01:03:47	Twilight	44.500	48	30Alp Hya	1.9770	4100.0	89	31276	No
21	GOM_NL__2PRFIN20080223_010834_000000412066_00160_31276_7814.N1	23-FEB-2008 01:08:34	Bright	40.500	8	10Alp CMi	0.40000	6500.0	81	31276	No
22	GOM_NL__2PRFIN20080223_011444_000000382066_00160_31276_7815.N1	23-FEB-2008 01:14:44	Bright	37.500	17	78Bet Gem	1.1610	4500.0	75	31276	No
23	GOM_NL__2PRFIN20080223_011555_000000372066_00160_31276_7816.N1	23-FEB-2008 01:15:55	Bright	36.500	24	66Alp Gem	1.5800	10200.	73	31276	No
24	GOM_NL__2PRFIN20080223_013154_000000332066_00160_31276_7817.N1	23-FEB-2008 01:31:54	Bright	33.000	49	1Alp UMi	1.9900	6300.0	66	31276	No
25	GOM_NL__2PRFIN20080223_013910_000000352066_00160_31276_7818.N1	23-FEB-2008 01:39:10	Bright	35.000	89	5Alp Cep	2.4510	8000.0	70	31276	No
26	GOM_NL__2PRFIN20080223_014417_000000352066_00160_31276_7819.N1	23-FEB-2008 01:44:17	Bright	35.000	19	50Alp Cyg	1.2460	10500.	70	31276	No
27	GOM_NL__2PRFIN20080223_014551_000000352066_00160_31276_7820.N1	23-FEB-2008 01:45:51	Bright	34.500	66	37Gam Cyg	2.2080	5900.0	69	31276	No
28	GOM_NL__2PRFIN20080223_014721_000000332066_00160_31276_7821.N1	23-FEB-2008 01:47:21	Bright	32.500	92	53Eps Cyg	2.5000	4500.0	65	31276	No
29	GOM_NL__2PRFIN20080223_015411_000000342066_00160_31276_7822.N1	23-FEB-2008 01:54:11	Bright	34.000	168	17Zet Aql	2.9860	11000.	68	31276	No
30	GOM_NL__2PRFIN20080223_020349_000000402066_00160_31276_7823.N1	23-FEB-2008 02:03:49	Twilight	40.000	155	41Pi Sgr	2.9000	6600.0	80	31276	No
31	GOM_NL__2PRFIN20080223_020534_000000372066_00160_31276_7824.N1	23-FEB-2008 02:05:34	Dark	37.000	57	34Sig Sgr	2.0660	26000.	74	31276	No
32	GOM_NL__2PRFIN20080223_020830_000000412066_00160_31276_7825.N1	23-FEB-2008 02:08:30	Dark	40.500	38	20Eps Sgr	1.8360	11000.	81	31276	No
33	GOM_NL__2PRFIN20080223_021208_000000462066_00160_31276_7826.N1	23-FEB-2008 02:12:08	Dark	45.500	40	The Sco	1.8590	7100.0	91	31276	No
34	GOM_NL__2PRFIN20080223_021347_000000392066_00160_31276_7827.N1	23-FEB-2008 02:13:47	Dark	39.000	147	Alp Ara	2.8770	26000.	78	31276	No
35	GOM_NL__2PRFIN20080223_021509_000000392066_00160_31276_7828.N1	23-FEB-2008 02:15:09	Dark	38.500	141	Bet Ara	2.8400	4600.0	77	31276	No
36	GOM_NL__2PRFIN20080223_021831_000000402066_00161_31277_7814.N1	23-FEB-2008 02:18:31	Dark	40.000	43	Alp TrA	1.9100	4250.0	80	31277	No
37	GOM_NL__2PRFIN20080223_022134_000000452066_00161_31277_7815.N1	23-FEB-2008 02:21:34	Dark	45.000	4	Alp1Cen	-0.010000	5800.0	90	31277	No
38	GOM_NL__2PRFIN20080223_022254_000000412066_00161_31277_7816.N1	23-FEB-2008 02:22:54	Dark	41.000	10	Bet Cen	0.61000	28000.	82	31277	No
39	GOM_NL__2PRFIN20080223_022544_000000442066_00161_31277_7817.N1	23-FEB-2008 02:25:44	Dark	43.500	12	Alp1Cru	0.77500	30000.	87	31277	No
40	GOM_NL__2PRFIN20080223_022737_000000372066_00161_31277_7818.N1	23-FEB-2008 02:27:37	Dark	37.000	29	Bet Car	1.6720	10200.	74	31277	No
41	GOM_NL__2PRFIN20080223_023021_000000382066_00161_31277_7819.N1	23-FEB-2008 02:30:21	Dark	38.000	71	lot Car	2.2460	7700.0	76	31277	No
42	GOM_NL__2PRFIN20080223_023155_000000392066_00161_31277_7820.N1	23-FEB-2008 02:31:55	Straylight	39.000	46	Del Vel	1.9540	10600.	78	31277	No

43	GOM_NL__2PRFIN20080223_023444_000000442066_00161_31277_7821.N1	23-FEB-2008 02:34:44	Straylight	44.000	65	Lam Vel	2.2040	4400.0	88	31277	No
44	GOM_NL__2PRFIN20080223_024040_000000382066_00161_31277_7822.N1	23-FEB-2008 02:40:40	Straylight	38.000	132	15Rho Pup	2.8030	6900.0	76	31277	No
45	GOM_NL__2PRFIN20080223_024423_000000452066_00161_31277_7823.N1	23-FEB-2008 02:44:23	Twl_and_stray	45.000	48	30Alp Hya	1.9770	4100.0	90	31277	No
46	GOM_NL__2PRFIN20080223_024911_000000412066_00161_31277_7824.N1	23-FEB-2008 02:49:11	Bright	40.500	8	10Alp CMi	0.40000	6500.0	81	31277	No
47	GOM_NL__2PRFIN20080223_025520_000000382066_00161_31277_7825.N1	23-FEB-2008 02:55:20	Bright	38.000	17	78Bet Gem	1.1610	4500.0	76	31277	No
48	GOM_NL__2PRFIN20080223_025631_000000372066_00161_31277_7826.N1	23-FEB-2008 02:56:31	Bright	37.000	24	66Alp Gem	1.5800	10200.	74	31277	No
49	GOM_NL__2PRFIN20080223_031230_000000332066_00161_31277_7827.N1	23-FEB-2008 03:12:30	Bright	33.000	49	1Alp UMi	1.9900	6300.0	66	31277	No
50	GOM_NL__2PRFIN20080223_031947_000000352066_00161_31277_7828.N1	23-FEB-2008 03:19:47	Bright	35.000	89	5Alp Cep	2.4510	8000.0	70	31277	No
51	GOM_NL__2PRFIN20080223_032453_000000352066_00161_31277_7829.N1	23-FEB-2008 03:24:53	Bright	34.500	19	50Alp Cyg	1.2460	10500.	69	31277	No
52	GOM_NL__2PRFIN20080223_032628_000000382066_00161_31277_7830.N1	23-FEB-2008 03:26:28	Bright	37.500	66	37Gam Cyg	2.2080	5900.0	75	31277	No
53	GOM_NL__2PRFIN20080223_032757_000000352066_00161_31277_7831.N1	23-FEB-2008 03:27:57	Bright	34.500	92	53Eps Cyg	2.5000	4500.0	69	31277	No
54	GOM_NL__2PRFIN20080223_033447_000000362066_00161_31277_7832.N1	23-FEB-2008 03:34:47	Bright	36.000	168	17Zet Aql	2.9860	11000.	72	31277	No
55	GOM_NL__2PRFIN20080223_034426_000000412066_00161_31277_7833.N1	23-FEB-2008 03:44:26	Twilight	40.500	155	41Pi Sgr	2.9000	6600.0	81	31277	No
56	GOM_NL__2PRFIN20080223_034610_000000402066_00161_31277_7834.N1	23-FEB-2008 03:46:10	Dark	40.000	57	34Sig Sgr	2.0660	26000.	80	31277	No
57	GOM_NL__2PRFIN20080223_034906_000000412066_00161_31277_7835.N1	23-FEB-2008 03:49:06	Dark	41.000	38	20Eps Sgr	1.8360	11000.	82	31277	No
58	GOM_NL__2PRFIN20080223_035245_000000422066_00161_31277_7836.N1	23-FEB-2008 03:52:45	Dark	41.500	40	The Sco	1.8590	7100.0	83	31277	No
59	GOM_NL__2PRFIN20080223_035424_000000392066_00161_31277_7837.N1	23-FEB-2008 03:54:24	Dark	38.500	147	Alp Ara	2.8770	26000.	77	31277	No
60	GOM_NL__2PRFIN20080223_035545_000000412066_00161_31277_7838.N1	23-FEB-2008 03:55:45	Dark	41.000	141	Bet Ara	2.8400	4600.0	82	31277	No
61	GOM_NL__2PRFIN20080223_035908_000000482066_00162_31278_7834.N1	23-FEB-2008 03:59:08	Dark	48.000	43	Alp TrA	1.9100	4250.0	96	31278	No
62	GOM_NL__2PRFIN20080223_040211_000000522066_00162_31278_7835.N1	23-FEB-2008 04:02:11	Dark	51.500	4	Alp1Cen	-0.010000	5800.0	103	31278	No
63	GOM_NL__2PRFIN20080223_040330_000000492066_00162_31278_7836.N1	23-FEB-2008 04:03:30	Dark	49.000	10	Bet Cen	0.61000	28000.	98	31278	No
64	GOM_NL__2PRFIN20080223_040620_000000462066_00162_31278_7837.N1	23-FEB-2008 04:06:20	Dark	46.000	12	Alp1Cru	0.77500	30000.	92	31278	No
65	GOM_NL__2PRFIN20080223_040814_000000392066_00162_31278_7838.N1	23-FEB-2008 04:08:14	Dark	38.500	29	Bet Car	1.6720	10200.	77	31278	No
66	GOM_NL__2PRFIN20080223_041057_000000382066_00162_31278_7839.N1	23-FEB-2008 04:10:57	Dark	37.500	71	lot Car	2.2460	7700.0	75	31278	No
67	GOM_NL__2PRFIN20080223_041231_000000392066_00162_31278_7840.N1	23-FEB-2008 04:12:31	Straylight	38.500	46	Del Vel	1.9540	10600.	77	31278	No
68	GOM_NL__2PRFIN20080223_041520_000000432066_00162_31278_7841.N1	23-FEB-2008 04:15:20	Straylight	43.000	65	Lam Vel	2.2040	4400.0	86	31278	No
69	GOM_NL__2PRFIN20080223_042116_000000412066_00162_31278_7842.N1	23-FEB-2008 04:21:16	Straylight	40.500	132	15Rho Pup	2.8030	6900.0	81	31278	No
70	GOM_NL__2PRFIN20080223_042459_000000442066_00162_31278_7843.N1	23-FEB-2008 04:24:59	Twl_and_stray	43.500	48	30Alp Hya	1.9770	4100.0	87	31278	No
71	GOM_NL__2PRFIN20080223_042947_000000422066_00162_31278_7844.N1	23-FEB-2008 04:29:47	Bright	41.500	8	10Alp CMi	0.40000	6500.0	83	31278	No
72	GOM_NL__2PRFIN20080223_043557_000000402066_00162_31278_7845.N1	23-FEB-2008 04:35:57	Bright	39.500	17	78Bet Gem	1.1610	4500.0	79	31278	No
73	GOM_NL__2PRFIN20080223_043708_000000372066_00162_31278_7846.N1	23-FEB-2008 04:37:08	Bright	36.500	24	66Alp Gem	1.5800	10200.	73	31278	No
74	GOM_NL__2PRFIN20080223_045306_000000342066_00162_31278_7847.N1	23-FEB-2008 04:53:06	Bright	33.500	49	1Alp UMi	1.9900	6300.0	67	31278	No
75	GOM_NL__2PRFIN20080223_050023_000000362066_00162_31278_7848.N1	23-FEB-2008 05:00:23	Bright	36.000	89	5Alp Cep	2.4510	8000.0	72	31278	No
76	GOM_NL__2PRFIN20080223_050529_000000332066_00162_31278_7849.N1	23-FEB-2008 05:05:29	Bright	33.000	19	50Alp Cyg	1.2460	10500.	66	31278	No
77	GOM_NL__2PRFIN20080223_050704_000000332066_00162_31278_7850.N1	23-FEB-2008 05:07:04	Bright	33.000	66	37Gam Cyg	2.2080	5900.0	66	31278	No
78	GOM_NL__2PRFIN20080223_050833_000000342066_00162_31278_7851.N1	23-FEB-2008 05:08:33	Bright	34.000	92	53Eps Cyg	2.5000	4500.0	68	31278	No
79	GOM_NL__2PRFIN20080223_051524_000000362066_00162_31278_7852.N1	23-FEB-2008 05:15:24	Bright	36.000	168	17Zet Aql	2.9860	11000.	72	31278	No
80	GOM_NL__2PRFIN20080223_052502_000000422066_00162_31278_7853.N1	23-FEB-2008 05:25:02	Twilight	41.500	155	41Pi Sgr	2.9000	6600.0	83	31278	No
81	GOM_NL__2PRFIN20080223_052646_000000422066_00162_31278_7854.N1	23-FEB-2008 05:26:46	Dark	41.500	57	34Sig Sgr	2.0660	26000.	83	31278	No
82	GOM_NL__2PRFIN20080223_052943_000000412066_00162_31278_7855.N1	23-FEB-2008 05:29:43	Dark	40.500	38	20Eps Sgr	1.8360	11000.	81	31278	No
83	GOM_NL__2PRFIN20080223_053321_000000482066_00162_31278_7856.N1	23-FEB-2008 05:33:21	Dark	48.000	40	The Sco	1.8590	7100.0	96	31278	No
84	GOM_NL__2PRFIN20080223_053501_000000382066_00162_31278_7857.N1	23-FEB-2008 05:35:01	Dark	38.000	147	Alp Ara	2.8770	26000.	76	31278	No
85	GOM_NL__2PRFIN20080223_053622_000000392066_00162_31278_7858.N1	23-FEB-2008 05:36:22	Dark	38.500	141	Bet Ara	2.8400	4600.0	77	31278	No
86	GOM_NL__2PRFIN20080223_072020_000000462066_00164_31280_7859.N1	23-FEB-2008 07:20:20	Dark	45.500	43	Alp TrA	1.9100	4250.0	91	31280	No
87	GOM_NL__2PRFIN20080223_072324_000000542066_00164_31280_7860.N1	23-FEB-2008 07:23:24	Dark	54.000	4	Alp1Cen	-0.010000	5800.0	108	31280	No
88	GOM_NL__2PRFIN20080223_072444_000000482066_00164_31280_7861.N1	23-FEB-2008 07:24:44	Dark	47.500	10	Bet Cen	0.61000	28000.	95	31280	No
89	GOM_NL__2PRFIN20080223_072733_000000422066_00164_31280_7862.N1	23-FEB-2008 07:27:33	Dark	42.000	12	Alp1Cru	0.77500	30000.	84	31280	No
90	GOM_NL__2PRFIN20080223_073032_000000442066_00164_31280_7863.N1	23-FEB-2008 07:30:32	Dark	43.500	99	Del Cen	2.5750	26000.	87	31280	No
91	GOM_NL__2PRFIN20080223_073210_000000392066_00164_31280_7864.N1	23-FEB-2008 07:32:10	Dark	39.000	71	lot Car	2.2460	7700.0	78	31280	No
92	GOM_NL__2PRFIN20080223_073632_000000452066_00164_31280_7865.N1	23-FEB-2008 07:36:32	Straylight	45.000	65	Lam Vel	2.2040	4400.0	90	31280	No
93	GOM_NL__2PRFIN20080223_074612_000000422066_00164_31280_7866.N1	23-FEB-2008 07:46:12	Twl_and_stray	41.500	48	30Alp Hya	1.9770	4100.0	83	31280	No
94	GOM_NL__2PRFIN20080223_075709_000000362066_00164_31280_7867.N1	23-FEB-2008 07:57:09	Bright	36.000	17	78Bet Gem	1.1610	4500.0	72	31280	No
95	GOM_NL__2PRFIN20080223_075820_000000352066_00164_31280_7868.N1	23-FEB-2008 07:58:20	Bright	34.500	24	66Alp Gem	1.5800	10200.	69	31280	No
96	GOM_NL__2PRFIN20080223_081418_000000372066_00164_31280_7869.N1	23-FEB-2008 08:14:18	Bright	36.500	49	1Alp UMi	1.9900	6300.0	73	31280	No
97	GOM_NL__2PRFIN20080223_082135_000000342066_00164_31280_7870.N1	23-FEB-2008 08:21:35	Bright	34.000	89	5Alp Cep	2.4510	8000.0	68	31280	No
98	GOM_NL__2PRFIN20080223_082641_000000352066_00164_31280_7871.N1	23-FEB-2008 08:26:41	Bright	35.000	19	50Alp Cyg	1.2460	10500.	70	31280	No
99	GOM_NL__2PRFIN20080223_082816_000000332066_00164_31280_7872.N1	23-FEB-2008 08:28:16	Bright	33.000	66	37Gam Cyg	2.2080	5900.0	66	31280	No
100	GOM_NL__2PRFIN20080223_083636_000000372066_00164_31280_7873.N1	23-FEB-2008 08:36:36	Bright	36.500	168	17Zet Aql	2.9860	11000.	73	31280	No
101	GOM_NL__2PRFIN20080223_084615_000000412066_00164_31280_7874.N1	23-FEB-2008 08:46:15	Twilight	41.000	155	41Pi Sgr	2.9000	6600.0	82	31280	No

102	GOM_NL__2PRFIN20080223_084759_000000402066_00164_31280_7875.N1	23-FEB-2008 08:47:59	Dark	40.000	57	34Sig Sgr	2.0660	26000.	80	31280	No
103	GOM_NL__2PRFIN20080223_085056_000000402066_00164_31280_7876.N1	23-FEB-2008 08:50:56	Dark	39.500	38	20Eps Sgr	1.8360	11000.	79	31280	No
104	GOM_NL__2PRFIN20080223_085326_000000522066_00164_31280_7877.N1	23-FEB-2008 08:53:26	Dark	52.000	25	35Lam Sco	1.6200	28000.	104	31280	No
105	GOM_NL__2PRFIN20080223_085614_000000422066_00164_31280_7878.N1	23-FEB-2008 08:56:14	Dark	41.500	147	Alp Ara	2.8770	26000.	83	31280	No
106	GOM_NL__2PRFIN20080223_085735_000000442066_00164_31280_7879.N1	23-FEB-2008 08:57:35	Dark	44.000	141	Bet Ara	2.8400	4600.0	88	31280	No
107	GOM_NL__2PRFIN20080223_090057_000000422066_00165_31281_7877.N1	23-FEB-2008 09:00:57	Dark	41.500	43	Alp TrA	1.9100	4250.0	83	31281	No
108	GOM_NL__2PRFIN20080223_090400_000000412066_00165_31281_7878.N1	23-FEB-2008 09:04:00	Dark	41.000	4	Alp1Cen	-0.010000	5800.0	82	31281	No
109	GOM_NL__2PRFIN20080223_090520_000000522066_00165_31281_7879.N1	23-FEB-2008 09:05:20	Dark	51.500	10	Bet Cen	0.61000	28000.	103	31281	No
110	GOM_NL__2PRFIN20080223_090810_000000502066_00165_31281_7880.N1	23-FEB-2008 09:08:10	Dark	49.500	12	Alp1Cru	0.77500	30000.	99	31281	No
111	GOM_NL__2PRFIN20080223_091109_000000432066_00165_31281_7881.N1	23-FEB-2008 09:11:09	Dark	42.500	99	Del Cen	2.5750	26000.	85	31281	No
112	GOM_NL__2PRFIN20080223_091246_000000372066_00165_31281_7882.N1	23-FEB-2008 09:12:46	Dark	37.000	71	lot Car	2.2460	7700.0	74	31281	No
113	GOM_NL__2PRFIN20080223_091708_000000462066_00165_31281_7883.N1	23-FEB-2008 09:17:08	Straylight	45.500	65	Lam Vel	2.2040	4400.0	91	31281	No
114	GOM_NL__2PRFIN20080223_092648_000000442066_00165_31281_7884.N1	23-FEB-2008 09:26:48	Twilight	44.000	48	30Alp Hya	1.9770	4100.0	88	31281	No
115	GOM_NL__2PRFIN20080223_093745_000000402066_00165_31281_7885.N1	23-FEB-2008 09:37:45	Bright	40.000	17	78Bet Gem	1.1610	4500.0	80	31281	No
116	GOM_NL__2PRFIN20080223_093856_000000372066_00165_31281_7886.N1	23-FEB-2008 09:38:56	Bright	37.000	24	66Alp Gem	1.5800	10200.	74	31281	No
117	GOM_NL__2PRFIN20080223_095454_000000352066_00165_31281_7887.N1	23-FEB-2008 09:54:54	Bright	35.000	49	1Alp UMi	1.9900	6300.0	70	31281	No
118	GOM_NL__2PRFIN20080223_100211_000000362066_00165_31281_7888.N1	23-FEB-2008 10:02:11	Bright	36.000	89	5Alp Cep	2.4510	8000.0	72	31281	No
119	GOM_NL__2PRFIN20080223_100717_000000342066_00165_31281_7889.N1	23-FEB-2008 10:07:17	Bright	33.500	19	50Alp Cyg	1.2460	10500.	67	31281	No
120	GOM_NL__2PRFIN20080223_100852_000000342066_00165_31281_7890.N1	23-FEB-2008 10:08:52	Bright	33.500	66	37Gam Cyg	2.2080	5900.0	67	31281	No
121	GOM_NL__2PRFIN20080223_101712_000000362066_00165_31281_7891.N1	23-FEB-2008 10:17:12	Bright	36.000	168	17Zet Aql	2.9860	11000.	72	31281	No
122	GOM_NL__2PRFIN20080223_102651_000000402066_00165_31281_7892.N1	23-FEB-2008 10:26:51	Twilight	40.000	155	41Pi Sgr	2.9000	6600.0	80	31281	No
123	GOM_NL__2PRFIN20080223_102835_000000402066_00165_31281_7893.N1	23-FEB-2008 10:28:35	Dark	40.000	57	34Sig Sgr	2.0660	26000.	80	31281	No
124	GOM_NL__2PRFIN20080223_103132_000000432066_00165_31281_7894.N1	23-FEB-2008 10:31:32	Dark	42.500	38	20Eps Sgr	1.8360	11000.	85	31281	No
125	GOM_NL__2PRFIN20080223_103403_000000492066_00165_31281_7895.N1	23-FEB-2008 10:34:03	Dark	49.000	25	35Lam Sco	1.6200	28000.	98	31281	No
126	GOM_NL__2PRFIN20080223_103650_000000412066_00165_31281_7896.N1	23-FEB-2008 10:36:50	Dark	40.500	147	Alp Ara	2.8770	26000.	81	31281	No
127	GOM_NL__2PRFIN20080223_103811_000000412066_00165_31281_7897.N1	23-FEB-2008 10:38:11	Dark	40.500	141	Bet Ara	2.8400	4600.0	81	31281	No
128	GOM_NL__2PRFIN20080223_104133_000000392066_00166_31282_7902.N1	23-FEB-2008 10:41:33	Dark	39.000	43	Alp TrA	1.9100	4250.0	78	31282	No
129	GOM_NL__2PRFIN20080223_104437_000000562066_00166_31282_7903.N1	23-FEB-2008 10:44:37	Dark	55.500	4	Alp1Cen	-0.010000	5800.0	111	31282	No
130	GOM_NL__2PRFIN20080223_104557_000000502066_00166_31282_7904.N1	23-FEB-2008 10:45:57	Dark	50.000	10	Bet Cen	0.61000	28000.	100	31282	No
131	GOM_NL__2PRFIN20080223_104846_000000492066_00166_31282_7905.N1	23-FEB-2008 10:48:46	Dark	48.500	12	Alp1Cru	0.77500	30000.	97	31282	No
132	GOM_NL__2PRFIN20080223_105145_000000422066_00166_31282_7906.N1	23-FEB-2008 10:51:45	Dark	42.000	99	Del Cen	2.5750	26000.	84	31282	No
133	GOM_NL__2PRFIN20080223_105322_000000372066_00166_31282_7907.N1	23-FEB-2008 10:53:22	Dark	36.500	71	lot Car	2.2460	7700.0	73	31282	No
134	GOM_NL__2PRFIN20080223_105745_000000422066_00166_31282_7908.N1	23-FEB-2008 10:57:45	Straylight	42.000	65	Lam Vel	2.2040	4400.0	84	31282	No
135	GOM_NL__2PRFIN20080223_110723_000000472066_00166_31282_7909.N1	23-FEB-2008 11:07:23	Twilight	46.500	48	30Alp Hya	1.9770	4100.0	93	31282	No
136	GOM_NL__2PRFIN20080223_111821_000000362066_00166_31282_7910.N1	23-FEB-2008 11:18:21	Bright	35.500	17	78Bet Gem	1.1610	4500.0	71	31282	No
137	GOM_NL__2PRFIN20080223_111932_000000352066_00166_31282_7911.N1	23-FEB-2008 11:19:32	Bright	34.500	24	66Alp Gem	1.5800	10200.	69	31282	No
138	GOM_NL__2PRFIN20080223_113530_000000332066_00166_31282_7912.N1	23-FEB-2008 11:35:30	Bright	33.000	49	1Alp UMi	1.9900	6300.0	66	31282	No
139	GOM_NL__2PRFIN20080223_114247_000000332066_00166_31282_7913.N1	23-FEB-2008 11:42:47	Bright	32.500	89	5Alp Cep	2.4510	8000.0	65	31282	No
140	GOM_NL__2PRFIN20080223_114753_000000362066_00166_31282_7914.N1	23-FEB-2008 11:47:53	Bright	36.000	19	50Alp Cyg	1.2460	10500.	72	31282	No
141	GOM_NL__2PRFIN20080223_114928_000000362066_00166_31282_7915.N1	23-FEB-2008 11:49:28	Bright	35.500	66	37Gam Cyg	2.2080	5900.0	71	31282	No
142	GOM_NL__2PRFIN20080223_115749_000000372066_00166_31282_7916.N1	23-FEB-2008 11:57:49	Bright	37.000	168	17Zet Aql	2.9860	11000.	74	31282	No
143	GOM_NL__2PRFIN20080223_120727_000000412066_00166_31282_7917.N1	23-FEB-2008 12:07:27	Twilight	41.000	155	41Pi Sgr	2.9000	6600.0	82	31282	No
144	GOM_NL__2PRFIN20080223_120912_000000402066_00166_31282_7918.N1	23-FEB-2008 12:09:12	Dark	39.500	57	34Sig Sgr	2.0660	26000.	79	31282	No
145	GOM_NL__2PRFIN20080223_121209_000000462066_00166_31282_7919.N1	23-FEB-2008 12:12:09	Dark	45.500	38	20Eps Sgr	1.8360	11000.	91	31282	No
146	GOM_NL__2PRFIN20080223_121440_000000452066_00166_31282_7920.N1	23-FEB-2008 12:14:40	Dark	44.500	25	35Lam Sco	1.6200	28000.	89	31282	No
147	GOM_NL__2PRFIN20080223_121726_000000392066_00166_31282_7921.N1	23-FEB-2008 12:17:26	Dark	38.500	147	Alp Ara	2.8770	26000.	77	31282	No
148	GOM_NL__2PRFIN20080223_121847_000000452066_00166_31282_7922.N1	23-FEB-2008 12:18:47	Dark	45.000	141	Bet Ara	2.8400	4600.0	90	31282	No
149	GOM_NL__2PRFIN20080223_122209_000000392066_00167_31283_7913.N1	23-FEB-2008 12:22:09	Dark	39.000	43	Alp TrA	1.9100	4250.0	78	31283	No
150	GOM_NL__2PRFIN20080223_122513_000000432066_00167_31283_7914.N1	23-FEB-2008 12:25:13	Dark	42.500	4	Alp1Cen	-0.010000	5800.0	85	31283	No
151	GOM_NL__2PRFIN20080223_122633_000000412066_00167_31283_7915.N1	23-FEB-2008 12:26:33	Dark	41.000	10	Bet Cen	0.61000	28000.	82	31283	No
152	GOM_NL__2PRFIN20080223_122922_000000412066_00167_31283_7916.N1	23-FEB-2008 12:29:22	Dark	41.000	12	Alp1Cru	0.77500	30000.	82	31283	No
153	GOM_NL__2PRFIN20080223_123222_000000412066_00167_31283_7917.N1	23-FEB-2008 12:32:22	Dark	41.000	99	Del Cen	2.5750	26000.	82	31283	No
154	GOM_NL__2PRFIN20080223_123358_000000372066_00167_31283_7918.N1	23-FEB-2008 12:33:58	Dark	37.000	71	lot Car	2.2460	7700.0	74	31283	No
155	GOM_NL__2PRFIN20080223_123821_000000432066_00167_31283_7919.N1	23-FEB-2008 12:38:21	Straylight	42.500	65	Lam Vel	2.2040	4400.0	85	31283	No
156	GOM_NL__2PRFIN20080223_124800_000000452066_00167_31283_7920.N1	23-FEB-2008 12:48:00	Twilight	45.000	48	30Alp Hya	1.9770	4100.0	90	31283	No
157	GOM_NL__2PRFIN20080223_125857_000000372066_00167_31283_7921.N1	23-FEB-2008 12:58:57	Bright	37.000	17	78Bet Gem	1.1610	4500.0	74	31283	No
158	GOM_NL__2PRFIN20080223_130008_000000362066_00167_31283_7922.N1	23-FEB-2008 13:00:08	Bright	36.000	24	66Alp Gem	1.5800	10200.	72	31283	No
159	GOM_NL__2PRFIN20080223_131606_000000352066_00167_31283_7923.N1	23-FEB-2008 13:16:06	Bright	35.000	49	1Alp UMi	1.9900	6300.0	70	31283	No
160	GOM_NL__2PRFIN20080223_132323_000000332066_00167_31283_7924.N1	23-FEB-2008 13:23:23	Bright	33.000	89	5Alp Cep	2.4510	8000.0	66	31283	No

161	GOM_NL__2PRFIN20080223_132829_000000362066_00167_31283_7925.N1	23-FEB-2008 13:28:29	Bright	35.500	19	50Alp Cyg	1.2460	10500.	71	31283	No
162	GOM_NL__2PRFIN20080223_133004_000000352066_00167_31283_7926.N1	23-FEB-2008 13:30:04	Bright	35.000	66	37Gam Cyg	2.2080	5900.0	70	31283	No
163	GOM_NL__2PRFIN20080223_133825_000000352066_00167_31283_7927.N1	23-FEB-2008 13:38:25	Bright	35.000	168	17Zet Aql	2.9860	11000.	70	31283	No
164	GOM_NL__2PRFIN20080223_134804_000000402066_00167_31283_7928.N1	23-FEB-2008 13:48:04	Twilight	39.500	155	41Pi Sgr	2.9000	6600.0	79	31283	No
165	GOM_NL__2PRFIN20080223_134948_000000422066_00167_31283_7929.N1	23-FEB-2008 13:49:48	Dark	41.500	57	34Sig Sgr	2.0660	26000.	83	31283	No
166	GOM_NL__2PRFIN20080223_135245_000000422066_00167_31283_7930.N1	23-FEB-2008 13:52:45	Dark	41.500	38	20Eps Sgr	1.8360	11000.	83	31283	No
167	GOM_NL__2PRFIN20080223_135516_000000422066_00167_31283_7931.N1	23-FEB-2008 13:55:16	Dark	42.000	25	35Lam Sco	1.6200	28000.	84	31283	No
168	GOM_NL__2PRFIN20080223_135803_000000382066_00167_31283_7932.N1	23-FEB-2008 13:58:03	Dark	38.000	147	Alp Ara	2.8770	26000.	76	31283	No
169	GOM_NL__2PRFIN20080223_135924_000000482066_00167_31283_7933.N1	23-FEB-2008 13:59:24	Dark	47.500	141	Bet Ara	2.8400	4600.0	95	31283	No
170	GOM_NL__2PRFIN20080223_140245_000000412066_00168_31284_7926.N1	23-FEB-2008 14:02:45	Dark	40.500	43	Alp TrA	1.9100	4250.0	81	31284	No
171	GOM_NL__2PRFIN20080223_140550_000000442066_00168_31284_7927.N1	23-FEB-2008 14:05:50	Dark	43.500	4	Alp1Cen	-0.010000	5800.0	87	31284	No
172	GOM_NL__2PRFIN20080223_140710_000000422066_00168_31284_7928.N1	23-FEB-2008 14:07:10	Dark	41.500	10	Bet Cen	0.61000	28000.	83	31284	No
173	GOM_NL__2PRFIN20080223_140959_000000392066_00168_31284_7929.N1	23-FEB-2008 14:09:59	Dark	39.000	12	Alp1Cru	0.77500	30000.	78	31284	No
174	GOM_NL__2PRFIN20080223_141258_000000412066_00168_31284_7930.N1	23-FEB-2008 14:12:58	Dark	40.500	99	Del Cen	2.5750	26000.	81	31284	No
175	GOM_NL__2PRFIN20080223_141434_000000382066_00168_31284_7931.N1	23-FEB-2008 14:14:34	Dark	37.500	71	lot Car	2.2460	7700.0	75	31284	No
176	GOM_NL__2PRFIN20080223_141857_000000442066_00168_31284_7932.N1	23-FEB-2008 14:18:57	Straylight	43.500	65	Lam Vel	2.2040	4400.0	87	31284	No
177	GOM_NL__2PRFIN20080223_142835_000000472066_00168_31284_7933.N1	23-FEB-2008 14:28:35	Tw_i_and_stray	46.500	48	30Alp Hya	1.9770	4100.0	93	31284	No
178	GOM_NL__2PRFIN20080223_143933_000000372066_00168_31284_7934.N1	23-FEB-2008 14:39:33	Bright	36.500	17	78Bet Gem	1.1610	4500.0	73	31284	No
179	GOM_NL__2PRFIN20080223_144045_000000372066_00168_31284_7935.N1	23-FEB-2008 14:40:45	Bright	36.500	24	66Alp Gem	1.5800	10200.	73	31284	No
180	GOM_NL__2PRFIN20080223_145642_000000352066_00168_31284_7936.N1	23-FEB-2008 14:56:42	Bright	35.000	49	1Alp UMi	1.9900	6300.0	70	31284	No
181	GOM_NL__2PRFIN20080223_150400_000000362066_00168_31284_7937.N1	23-FEB-2008 15:04:00	Bright	36.000	89	5Alp Cep	2.4510	8000.0	72	31284	No
182	GOM_NL__2PRFIN20080223_150906_000000352066_00168_31284_7938.N1	23-FEB-2008 15:09:06	Bright	34.500	19	50Alp Cyg	1.2460	10500.	69	31284	No
183	GOM_NL__2PRFIN20080223_151040_000000362066_00168_31284_7939.N1	23-FEB-2008 15:10:40	Bright	35.500	66	37Gam Cyg	2.2080	5900.0	71	31284	No
184	GOM_NL__2PRFIN20080223_151901_000000372066_00168_31284_7940.N1	23-FEB-2008 15:19:01	Bright	36.500	168	17Zet Aql	2.9860	11000.	73	31284	No
185	GOM_NL__2PRFIN20080223_152840_000000382066_00168_31284_7941.N1	23-FEB-2008 15:28:40	Twilight	38.000	155	41Pi Sgr	2.9000	6600.0	76	31284	No
186	GOM_NL__2PRFIN20080223_153024_000000392066_00168_31284_7942.N1	23-FEB-2008 15:30:24	Dark	39.000	57	34Sig Sgr	2.0660	26000.	78	31284	No
187	GOM_NL__2PRFIN20080223_153321_000000412066_00168_31284_7943.N1	23-FEB-2008 15:33:21	Dark	41.000	38	20Eps Sgr	1.8360	11000.	82	31284	No
188	GOM_NL__2PRFIN20080223_153553_000000512066_00168_31284_7944.N1	23-FEB-2008 15:35:53	Dark	50.500	25	35Lam Sco	1.6200	28000.	101	31284	No
189	GOM_NL__2PRFIN20080223_153839_000000392066_00168_31284_7945.N1	23-FEB-2008 15:38:39	Dark	39.000	147	Alp Ara	2.8770	26000.	78	31284	No
190	GOM_NL__2PRFIN20080223_154000_000000402066_00168_31284_7946.N1	23-FEB-2008 15:40:00	Dark	39.500	141	Bet Ara	2.8400	4600.0	79	31284	No
191	GOM_NL__2PRFIN20080223_154322_000000422066_00169_31285_7940.N1	23-FEB-2008 15:43:22	Dark	41.500	43	Alp TrA	1.9100	4250.0	83	31285	No
192	GOM_NL__2PRFIN20080223_154626_000000442066_00169_31285_7941.N1	23-FEB-2008 15:46:26	Dark	44.000	4	Alp1Cen	-0.010000	5800.0	88	31285	No
193	GOM_NL__2PRFIN20080223_154746_000000422066_00169_31285_7942.N1	23-FEB-2008 15:47:46	Dark	41.500	10	Bet Cen	0.61000	28000.	83	31285	No
194	GOM_NL__2PRFIN20080223_155035_000000492066_00169_31285_7943.N1	23-FEB-2008 15:50:35	Dark	48.500	12	Alp1Cru	0.77500	30000.	97	31285	No
195	GOM_NL__2PRFIN20080223_155335_000000422066_00169_31285_7944.N1	23-FEB-2008 15:53:35	Dark	41.500	99	Del Cen	2.5750	26000.	83	31285	No
196	GOM_NL__2PRFIN20080223_155510_000000372066_00169_31285_7945.N1	23-FEB-2008 15:55:10	Dark	36.500	71	lot Car	2.2460	7700.0	73	31285	No
197	GOM_NL__2PRFIN20080223_155933_000000462066_00169_31285_7946.N1	23-FEB-2008 15:59:33	Straylight	45.500	65	Lam Vel	2.2040	4400.0	91	31285	No
198	GOM_NL__2PRFIN20080223_160911_000000462066_00169_31285_7947.N1	23-FEB-2008 16:09:11	Tw_i_and_stray	45.500	48	30Alp Hya	1.9770	4100.0	91	31285	No
199	GOM_NL__2PRFIN20080223_162009_000000372066_00169_31285_7948.N1	23-FEB-2008 16:20:09	Bright	36.500	17	78Bet Gem	1.1610	4500.0	73	31285	No
200	GOM_NL__2PRFIN20080223_162121_000000362066_00169_31285_7949.N1	23-FEB-2008 16:21:21	Bright	36.000	24	66Alp Gem	1.5800	10200.	72	31285	No
201	GOM_NL__2PRFIN20080223_163718_000000362066_00169_31285_7950.N1	23-FEB-2008 16:37:18	Bright	35.500	49	1Alp UMi	1.9900	6300.0	71	31285	No
202	GOM_NL__2PRFIN20080223_164436_000000352066_00169_31285_7951.N1	23-FEB-2008 16:44:36	Bright	35.000	89	5Alp Cep	2.4510	8000.0	70	31285	No
203	GOM_NL__2PRFIN20080223_164942_000000342066_00169_31285_7952.N1	23-FEB-2008 16:49:42	Bright	33.500	19	50Alp Cyg	1.2460	10500.	67	31285	No
204	GOM_NL__2PRFIN20080223_165116_000000362066_00169_31285_7953.N1	23-FEB-2008 16:51:16	Bright	36.000	66	37Gam Cyg	2.2080	5900.0	72	31285	No
205	GOM_NL__2PRFIN20080223_165937_000000532066_00169_31285_7954.N1	23-FEB-2008 16:59:37	Bright	53.000	168	17Zet Aql	2.9860	11000.	106	31285	No
206	GOM_NL__2PRFIN20080223_170916_000000412066_00169_31285_7955.N1	23-FEB-2008 17:09:16	Twilight	40.500	155	41Pi Sgr	2.9000	6600.0	81	31285	No
207	GOM_NL__2PRFIN20080223_171101_000000422066_00169_31285_7956.N1	23-FEB-2008 17:11:01	Dark	42.000	57	34Sig Sgr	2.0660	26000.	84	31285	No
208	GOM_NL__2PRFIN20080223_171358_000000442066_00169_31285_7957.N1	23-FEB-2008 17:13:58	Dark	43.500	38	20Eps Sgr	1.8360	11000.	87	31285	No
209	GOM_NL__2PRFIN20080223_171630_000000432066_00169_31285_7958.N1	23-FEB-2008 17:16:30	Dark	42.500	25	35Lam Sco	1.6200	28000.	85	31285	No
210	GOM_NL__2PRFIN20080223_171916_000000382066_00169_31285_7959.N1	23-FEB-2008 17:19:16	Dark	38.000	147	Alp Ara	2.8770	26000.	76	31285	No
211	GOM_NL__2PRFIN20080223_172037_000000412066_00169_31285_7960.N1	23-FEB-2008 17:20:37	Dark	41.000	141	Bet Ara	2.8400	4600.0	82	31285	No
212	GOM_NL__2PRFIN20080223_172358_000000422066_00170_31286_7953.N1	23-FEB-2008 17:23:58	Dark	42.000	43	Alp TrA	1.9100	4250.0	84	31286	No
213	GOM_NL__2PRFIN20080223_172703_000000482066_00170_31286_7954.N1	23-FEB-2008 17:27:03	Dark	47.500	4	Alp1Cen	-0.010000	5800.0	95	31286	No
214	GOM_NL__2PRFIN20080223_172823_000000422066_00170_31286_7955.N1	23-FEB-2008 17:28:23	Dark	41.500	10	Bet Cen	0.61000	28000.	83	31286	No
215	GOM_NL__2PRFIN20080223_173112_000000402066_00170_31286_7956.N1	23-FEB-2008 17:31:12	Dark	40.000	12	Alp1Cru	0.77500	30000.	80	31286	No
216	GOM_NL__2PRFIN20080223_173411_000000422066_00170_31286_7957.N1	23-FEB-2008 17:34:11	Dark	41.500	99	Del Cen	2.5750	26000.	83	31286	No
217	GOM_NL__2PRFIN20080223_173546_000000372066_00170_31286_7958.N1	23-FEB-2008 17:35:46	Dark	37.000	71	lot Car	2.2460	7700.0	74	31286	No
218	GOM_NL__2PRFIN20080223_174009_000000432066_00170_31286_7959.N1	23-FEB-2008 17:40:09	Straylight	43.000	65	Lam Vel	2.2040	4400.0	86	31286	No
219	GOM_NL__2PRFIN20080223_174947_000000462066_00170_31286_7960.N1	23-FEB-2008 17:49:47	Tw_i_and_stray	46.000	48	30Alp Hya	1.9770	4100.0	92	31286	No

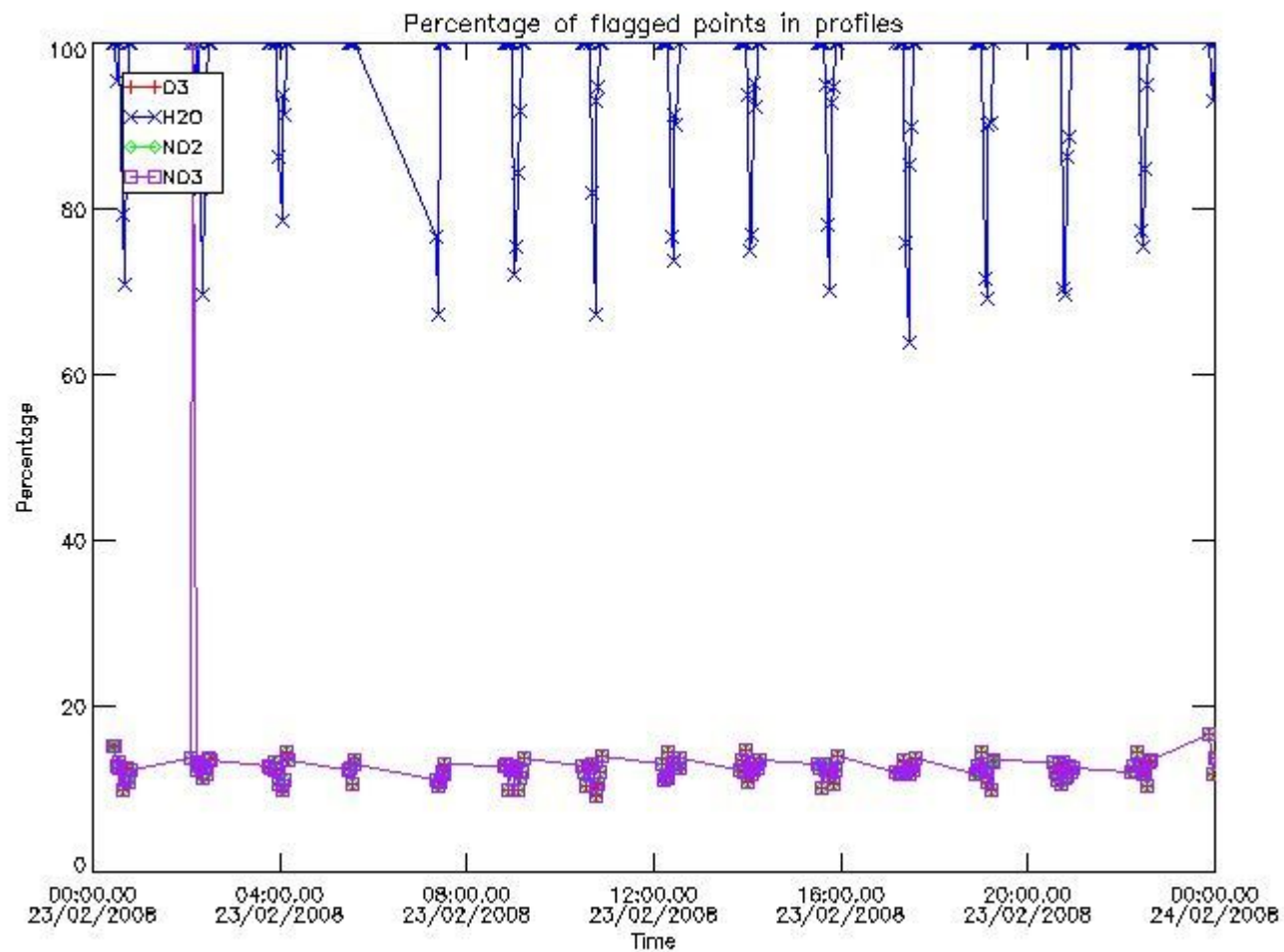
220	GOM_NL__2PRFIN20080223_180046_000000382066_00170_31286_7961.N1	23-FEB-2008 18:00:46	Bright	37.500	17	78Bet Gem	1.1610	4500.0	75	31286	No
221	GOM_NL__2PRFIN20080223_180157_000000372066_00170_31286_7962.N1	23-FEB-2008 18:01:57	Bright	37.000	24	66Alp Gem	1.5800	10200.	74	31286	No
222	GOM_NL__2PRFIN20080223_181754_000000362066_00170_31286_7963.N1	23-FEB-2008 18:17:54	Bright	35.500	49	1Alp UMi	1.9900	6300.0	71	31286	No
223	GOM_NL__2PRFIN20080223_182512_000000362066_00170_31286_7964.N1	23-FEB-2008 18:25:12	Bright	36.000	89	5Alp Cep	2.4510	8000.0	72	31286	No
224	GOM_NL__2PRFIN20080223_183018_000000362066_00170_31286_7965.N1	23-FEB-2008 18:30:18	Bright	35.500	19	50Alp Cyg	1.2460	10500.	71	31286	No
225	GOM_NL__2PRFIN20080223_183153_000000522066_00170_31286_7966.N1	23-FEB-2008 18:31:53	Bright	52.000	66	37Gam Cyg	2.2080	5900.0	104	31286	No
226	GOM_NL__2PRFIN20080223_184014_000000372066_00170_31286_7967.N1	23-FEB-2008 18:40:14	Bright	37.000	168	17Zet Aql	2.9860	11000.	74	31286	No
227	GOM_NL__2PRFIN20080223_184953_000000422066_00170_31286_7968.N1	23-FEB-2008 18:49:53	Twilight	42.000	155	41Pi Sgr	2.9000	6600.0	84	31286	No
228	GOM_NL__2PRFIN20080223_185137_000000432066_00170_31286_7969.N1	23-FEB-2008 18:51:37	Dark	43.000	57	34Sig Sgr	2.0660	26000.	86	31286	No
229	GOM_NL__2PRFIN20080223_185435_000000402066_00170_31286_7970.N1	23-FEB-2008 18:54:35	Dark	40.000	38	20Eps Sgr	1.8360	11000.	80	31286	No
230	GOM_NL__2PRFIN20080223_185706_000000422066_00170_31286_7971.N1	23-FEB-2008 18:57:06	Dark	41.500	25	35Lam Sco	1.6200	28000.	83	31286	No
231	GOM_NL__2PRFIN20080223_185952_000000392066_00170_31286_7972.N1	23-FEB-2008 18:59:52	Dark	38.500	147	Alp Ara	2.8770	26000.	77	31286	No
232	GOM_NL__2PRFIN20080223_190113_000000402066_00170_31286_7973.N1	23-FEB-2008 19:01:13	Dark	39.500	141	Bet Ara	2.8400	4600.0	79	31286	No
233	GOM_NL__2PRFIN20080223_190434_000000432066_00171_31287_7974.N1	23-FEB-2008 19:04:34	Dark	42.500	43	Alp TrA	1.9100	4250.0	85	31287	No
234	GOM_NL__2PRFIN20080223_190740_000000482066_00171_31287_7975.N1	23-FEB-2008 19:07:40	Dark	47.500	4	Alp1Cen	-0.010000	5800.0	95	31287	No
235	GOM_NL__2PRFIN20080223_190859_000000412066_00171_31287_7976.N1	23-FEB-2008 19:08:59	Dark	41.000	10	Bet Cen	0.61000	28000.	82	31287	No
236	GOM_NL__2PRFIN20080223_191148_000000522066_00171_31287_7977.N1	23-FEB-2008 19:11:48	Dark	52.000	12	Alp1Cru	0.77500	30000.	104	31287	No
237	GOM_NL__2PRFIN20080223_191448_000000422066_00171_31287_7978.N1	23-FEB-2008 19:14:48	Dark	42.000	99	Del Cen	2.5750	26000.	84	31287	No
238	GOM_NL__2PRFIN20080223_191623_000000382066_00171_31287_7979.N1	23-FEB-2008 19:16:23	Dark	37.500	71	lot Car	2.2460	7700.0	75	31287	No
239	GOM_NL__2PRFIN20080223_192045_000000422066_00171_31287_7980.N1	23-FEB-2008 19:20:45	Straylight	41.500	65	Lam Vel	2.2040	4400.0	83	31287	No
240	GOM_NL__2PRFIN20080223_193024_000000472066_00171_31287_7981.N1	23-FEB-2008 19:30:24	Tw_and_stray	47.000	48	30Alp Hya	1.9770	4100.0	94	31287	No
241	GOM_NL__2PRFIN20080223_194122_000000372066_00171_31287_7982.N1	23-FEB-2008 19:41:22	Bright	37.000	17	78Bet Gem	1.1610	4500.0	74	31287	No
242	GOM_NL__2PRFIN20080223_194233_000000372066_00171_31287_7983.N1	23-FEB-2008 19:42:33	Bright	36.500	24	66Alp Gem	1.5800	10200.	73	31287	No
243	GOM_NL__2PRFIN20080223_195830_000000352066_00171_31287_7984.N1	23-FEB-2008 19:58:30	Bright	34.500	49	1Alp UMi	1.9900	6300.0	69	31287	No
244	GOM_NL__2PRFIN20080223_200548_000000342066_00171_31287_7985.N1	23-FEB-2008 20:05:48	Bright	34.000	89	5Alp Cep	2.4510	8000.0	68	31287	No
245	GOM_NL__2PRFIN20080223_201054_000000342066_00171_31287_7986.N1	23-FEB-2008 20:10:54	Bright	33.500	19	50Alp Cyg	1.2460	10500.	67	31287	No
246	GOM_NL__2PRFIN20080223_201229_000000332066_00171_31287_7987.N1	23-FEB-2008 20:12:29	Bright	32.500	66	37Gam Cyg	2.2080	5900.0	65	31287	No
247	GOM_NL__2PRFIN20080223_202050_000000362066_00171_31287_7988.N1	23-FEB-2008 20:20:50	Bright	36.000	168	17Zet Aql	2.9860	11000.	72	31287	No
248	GOM_NL__2PRFIN20080223_203029_000000422066_00171_31287_7989.N1	23-FEB-2008 20:30:29	Twilight	42.000	155	41Pi Sgr	2.9000	6600.0	84	31287	No
249	GOM_NL__2PRFIN20080223_203213_000000422066_00171_31287_7990.N1	23-FEB-2008 20:32:13	Dark	42.000	57	34Sig Sgr	2.0660	26000.	84	31287	No
250	GOM_NL__2PRFIN20080223_203511_000000432066_00171_31287_7991.N1	23-FEB-2008 20:35:11	Dark	42.500	38	20Eps Sgr	1.8360	11000.	85	31287	No
251	GOM_NL__2PRFIN20080223_203743_000000462066_00171_31287_7992.N1	23-FEB-2008 20:37:43	Dark	45.500	25	35Lam Sco	1.6200	28000.	91	31287	No
252	GOM_NL__2PRFIN20080223_204029_000000392066_00171_31287_7993.N1	23-FEB-2008 20:40:29	Dark	39.000	147	Alp Ara	2.8770	26000.	78	31287	No
253	GOM_NL__2PRFIN20080223_204149_000000492066_00171_31287_7994.N1	23-FEB-2008 20:41:49	Dark	48.500	141	Bet Ara	2.8400	4600.0	97	31287	No
254	GOM_NL__2PRFIN20080223_204510_000000432066_00172_31288_7986.N1	23-FEB-2008 20:45:10	Dark	42.500	43	Alp TrA	1.9100	4250.0	85	31288	No
255	GOM_NL__2PRFIN20080223_204816_000000452066_00172_31288_7987.N1	23-FEB-2008 20:48:16	Dark	45.000	4	Alp1Cen	-0.010000	5800.0	90	31288	No
256	GOM_NL__2PRFIN20080223_204936_000000452066_00172_31288_7988.N1	23-FEB-2008 20:49:36	Dark	44.500	10	Bet Cen	0.61000	28000.	89	31288	No
257	GOM_NL__2PRFIN20080223_205224_000000402066_00172_31288_7989.N1	23-FEB-2008 20:52:24	Dark	40.000	12	Alp1Cru	0.77500	30000.	80	31288	No
258	GOM_NL__2PRFIN20080223_205524_000000432066_00172_31288_7990.N1	23-FEB-2008 20:55:24	Dark	42.500	99	Del Cen	2.5750	26000.	85	31288	No
259	GOM_NL__2PRFIN20080223_205659_000000402066_00172_31288_7991.N1	23-FEB-2008 20:56:59	Dark	40.000	71	lot Car	2.2460	7700.0	80	31288	No
260	GOM_NL__2PRFIN20080223_210121_000000402066_00172_31288_7992.N1	23-FEB-2008 21:01:21	Straylight	40.000	65	Lam Vel	2.2040	4400.0	80	31288	No
261	GOM_NL__2PRFIN20080223_211100_000000512066_00172_31288_7993.N1	23-FEB-2008 21:11:00	Tw_and_stray	50.500	48	30Alp Hya	1.9770	4100.0	101	31288	No
262	GOM_NL__2PRFIN20080223_212158_000000372066_00172_31288_7994.N1	23-FEB-2008 21:21:58	Bright	36.500	17	78Bet Gem	1.1610	4500.0	73	31288	No
263	GOM_NL__2PRFIN20080223_212309_000000372066_00172_31288_7995.N1	23-FEB-2008 21:23:09	Bright	36.500	24	66Alp Gem	1.5800	10200.	73	31288	No
264	GOM_NL__2PRFIN20080223_213906_000000352066_00172_31288_7996.N1	23-FEB-2008 21:39:06	Bright	35.000	49	1Alp UMi	1.9900	6300.0	70	31288	No
265	GOM_NL__2PRFIN20080223_214624_000000362066_00172_31288_7997.N1	23-FEB-2008 21:46:24	Bright	36.000	89	5Alp Cep	2.4510	8000.0	72	31288	No
266	GOM_NL__2PRFIN20080223_215130_000000342066_00172_31288_7998.N1	23-FEB-2008 21:51:30	Bright	34.000	19	50Alp Cyg	1.2460	10500.	68	31288	No
267	GOM_NL__2PRFIN20080223_215305_000000362066_00172_31288_7999.N1	23-FEB-2008 21:53:05	Bright	35.500	66	37Gam Cyg	2.2080	5900.0	71	31288	No
268	GOM_NL__2PRFIN20080223_220126_000000362066_00172_31288_8000.N1	23-FEB-2008 22:01:26	Bright	35.500	168	17Zet Aql	2.9860	11000.	71	31288	No
269	GOM_NL__2PRFIN20080223_221105_000000422066_00172_31288_8001.N1	23-FEB-2008 22:11:05	Twilight	42.000	155	41Pi Sgr	2.9000	6600.0	84	31288	No
270	GOM_NL__2PRFIN20080223_221250_000000432066_00172_31288_8002.N1	23-FEB-2008 22:12:50	Dark	42.500	57	34Sig Sgr	2.0660	26000.	85	31288	No
271	GOM_NL__2PRFIN20080223_221547_000000402066_00172_31288_8003.N1	23-FEB-2008 22:15:47	Dark	40.000	38	20Eps Sgr	1.8360	11000.	80	31288	No
272	GOM_NL__2PRFIN20080223_221820_000000432066_00172_31288_8004.N1	23-FEB-2008 22:18:20	Dark	42.500	25	35Lam Sco	1.6200	28000.	85	31288	No
273	GOM_NL__2PRFIN20080223_222106_000000392066_00172_31288_8005.N1	23-FEB-2008 22:21:06	Dark	39.000	147	Alp Ara	2.8770	26000.	78	31288	No
274	GOM_NL__2PRFIN20080223_222226_000000402066_00172_31288_8006.N1	23-FEB-2008 22:22:26	Dark	39.500	141	Bet Ara	2.8400	4600.0	79	31288	No
275	GOM_NL__2PRFIN20080223_222547_000000402066_00173_31289_8001.N1	23-FEB-2008 22:25:47	Dark	40.000	43	Alp TrA	1.9100	4250.0	80	31289	No
276	GOM_NL__2PRFIN20080223_222853_000000432066_00173_31289_8002.N1	23-FEB-2008 22:28:53	Dark	43.000	4	Alp1Cen	-0.010000	5800.0	86	31289	No
277	GOM_NL__2PRFIN20080223_223012_000000432066_00173_31289_8003.N1	23-FEB-2008 22:30:12	Dark	43.000	10	Bet Cen	0.61000	28000.	86	31289	No
278	GOM_NL__2PRFIN20080223_223301_000000492066_00173_31289_8004.N1	23-FEB-2008 22:33:01	Dark	49.000	12	Alp1Cru	0.77500	30000.	98	31289	No

279	GOM_NL__2PRFIN20080223_223601_000000432066_00173_31289_8005.N1	23-FEB-2008 22:36:01	Dark	42.500	99	Del Cen	2.5750	26000.	85	31289	No
280	GOM_NL__2PRFIN20080223_223735_000000382066_00173_31289_8006.N1	23-FEB-2008 22:37:35	Dark	38.000	71	lot Car	2.2460	7700.0	76	31289	No
281	GOM_NL__2PRFIN20080223_224157_000000422066_00173_31289_8007.N1	23-FEB-2008 22:41:57	Straylight	42.000	65	Lam Vel	2.2040	4400.0	84	31289	No
282	GOM_NL__2PRFIN20080223_225136_000000492066_00173_31289_8008.N1	23-FEB-2008 22:51:36	Twilight	48.500	48	30Alp Hya	1.9770	4100.0	97	31289	No
283	GOM_NL__2PRFIN20080223_230234_000000522066_00173_31289_8009.N1	23-FEB-2008 23:02:34	Bright	52.000	17	78Bet Gem	1.1610	4500.0	104	31289	No
284	GOM_NL__2PRFIN20080223_230345_000000362066_00173_31289_8010.N1	23-FEB-2008 23:03:45	Bright	35.500	24	66Alp Gem	1.5800	10200.	71	31289	No
285	GOM_NL__2PRFIN20080223_231942_000000362066_00173_31289_8011.N1	23-FEB-2008 23:19:42	Bright	36.000	49	1Alp UMi	1.9900	6300.0	72	31289	No
286	GOM_NL__2PRFIN20080223_232700_000000352066_00173_31289_8012.N1	23-FEB-2008 23:27:00	Bright	35.000	89	5Alp Cep	2.4510	8000.0	70	31289	No
287	GOM_NL__2PRFIN20080223_233206_000000352066_00173_31289_8013.N1	23-FEB-2008 23:32:06	Bright	35.000	19	50Alp Cyg	1.2460	10500.	70	31289	No
288	GOM_NL__2PRFIN20080223_233341_000000362066_00173_31289_8014.N1	23-FEB-2008 23:33:41	Bright	35.500	66	37Gam Cyg	2.2080	5900.0	71	31289	No
289	GOM_NL__2PRFIN20080223_234202_000000352066_00173_31289_8015.N1	23-FEB-2008 23:42:02	Bright	34.500	168	17Zet Aql	2.9860	11000.	69	31289	No
290	GOM_NL__2PRFIN20080223_235141_000000422066_00173_31289_8016.N1	23-FEB-2008 23:51:41	Twilight	41.500	155	41Pi Sgr	2.9000	6600.0	83	31289	No
291	GOM_NL__2PRFIN20080223_235326_000000402066_00173_31289_8017.N1	23-FEB-2008 23:53:26	Dark	40.000	57	34Sig Sgr	2.0660	26000.	80	31289	No
292	GOM_NL__2PRFIN20080223_235624_000000442066_00173_31289_8018.N1	23-FEB-2008 23:56:24	Dark	43.500	38	20Eps Sgr	1.8360	11000.	87	31289	No
293	GOM_NL__2PRFIN20080223_235856_000000452066_00173_31289_8019.N1	23-FEB-2008 23:58:56	Dark	44.500	25	35Lam Sco	1.6200	28000.	89	31289	No

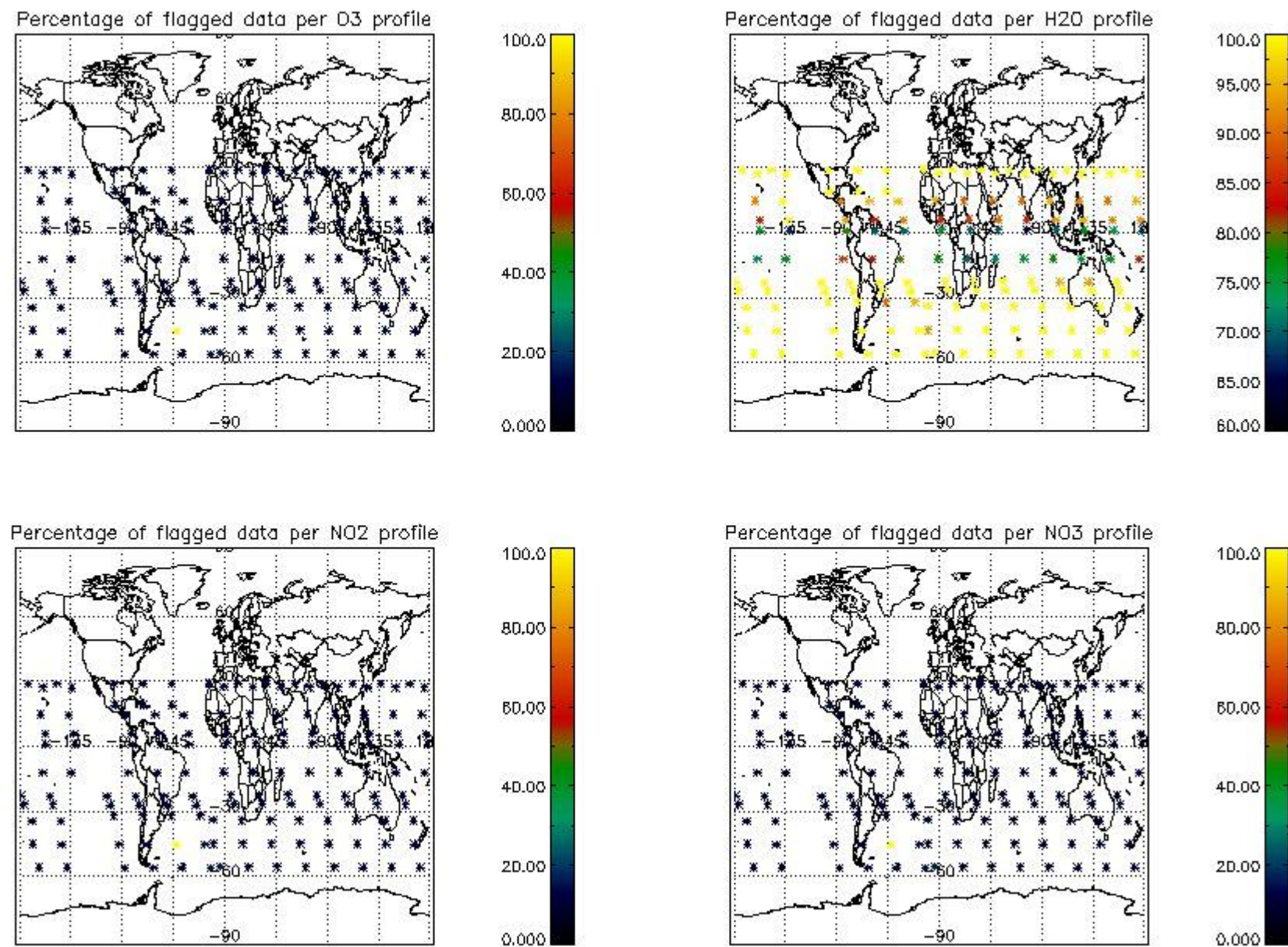
3. Quality information per product

In this section it is plotted some information contained in the Quality Summary data set of the level 2 products. Only products in dark limb conditions and without errors (error flag in the MPH set to "0") are used.

3.1 Plot quality information per product (time dependant)



3.2 Plot quality information per product (world map)

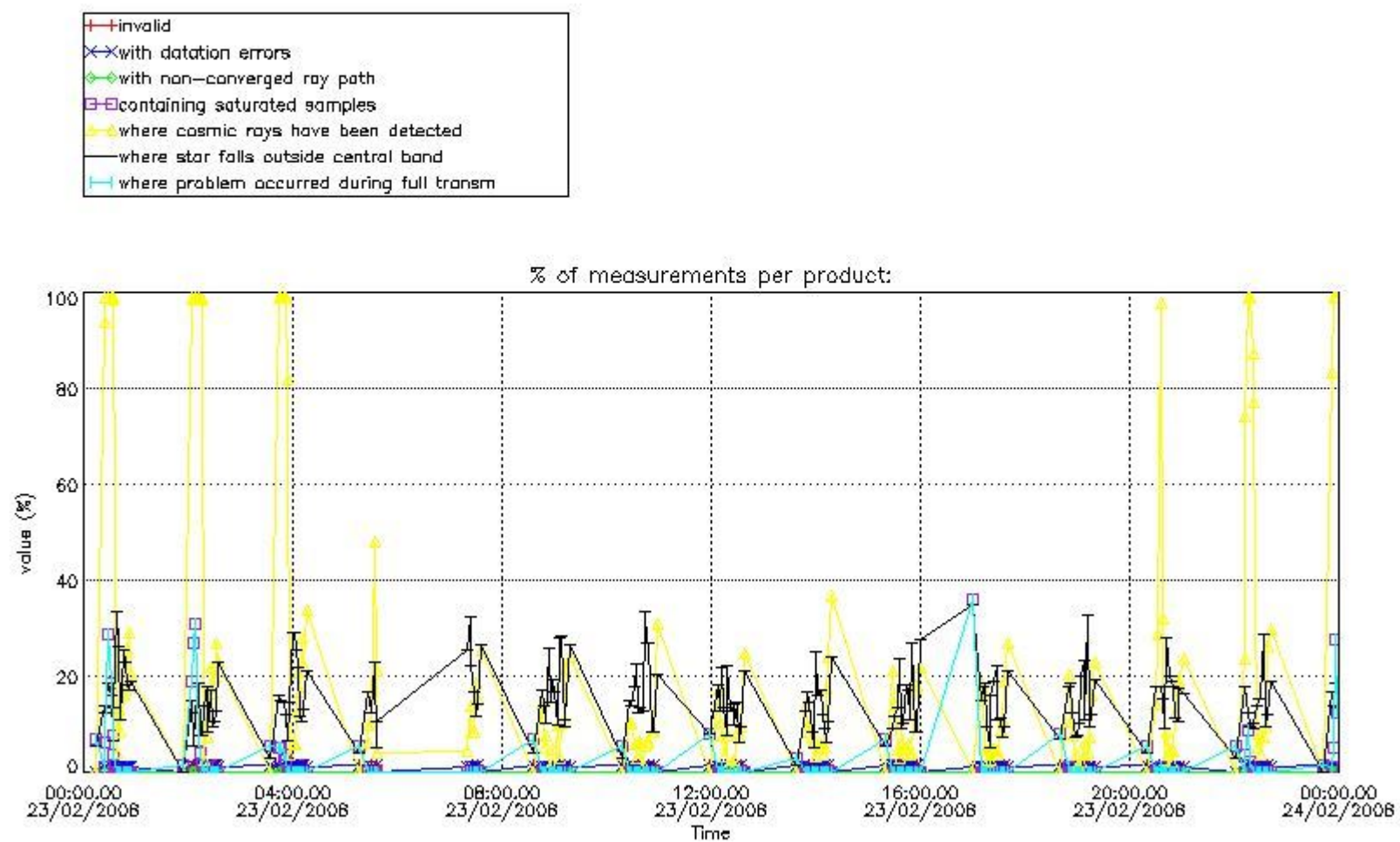


4. Level 1 quality information per product

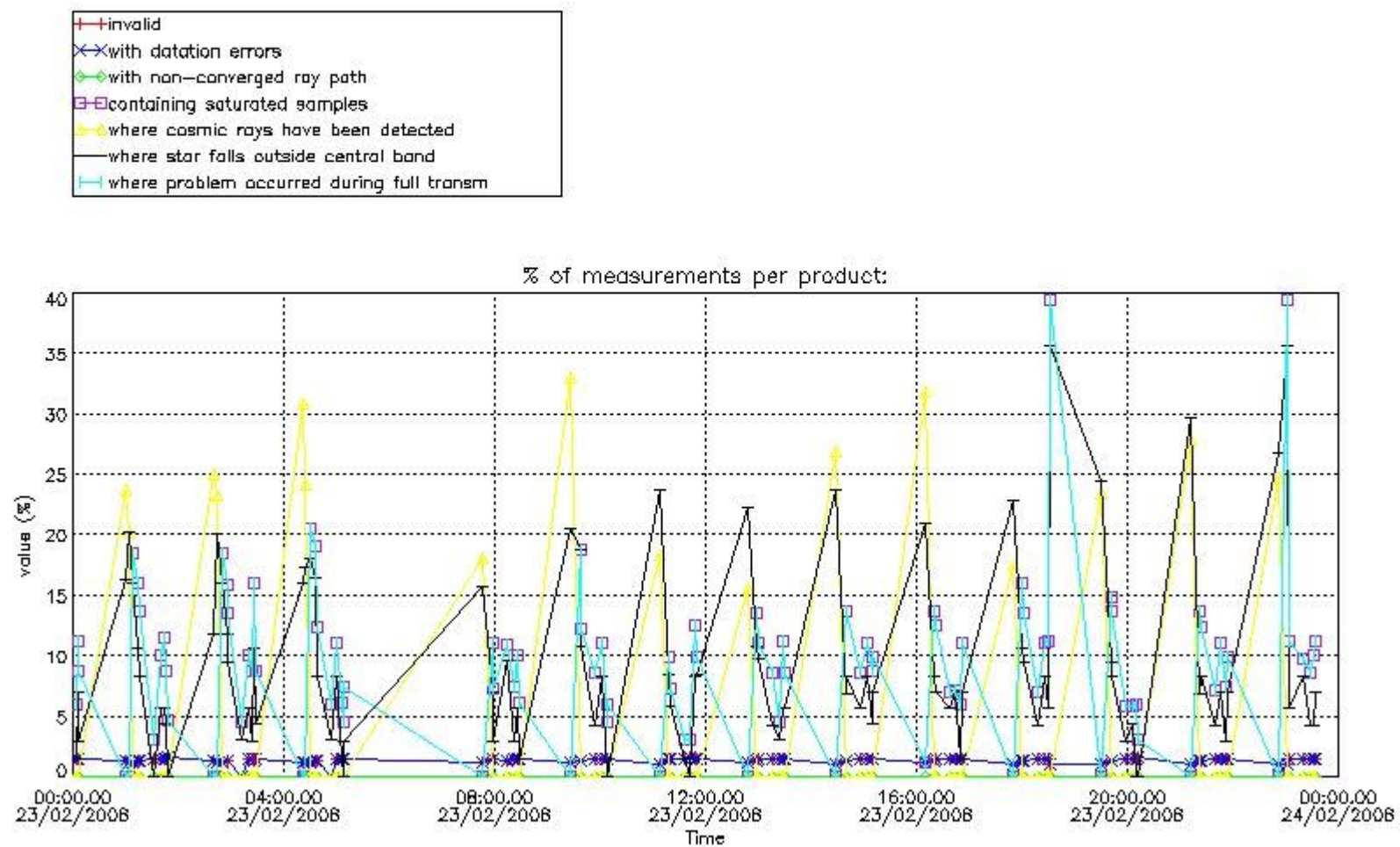
In this section it is plotted some information contained in the Quality Summary data set of the level 2 products that comes from the level 1b processing. Products without errors (error flag in the MPH set to "0") are used.

4.1 Plot quality information per product (time dependant) coming from level 1b processing

4.1.1 Plot level 1 quality information per product (time dependant): ENVISAT ASCENDING passes



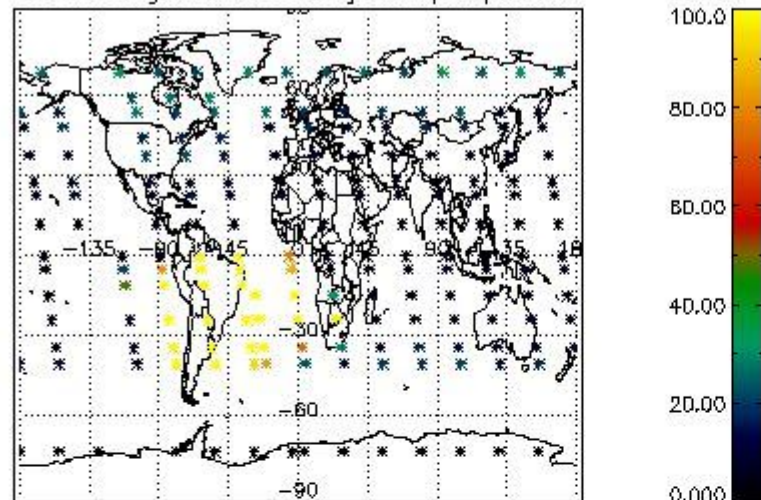
4.1.2 Plot level 1 quality information per product (time dependant): ENVI SAT DESCENDING passes



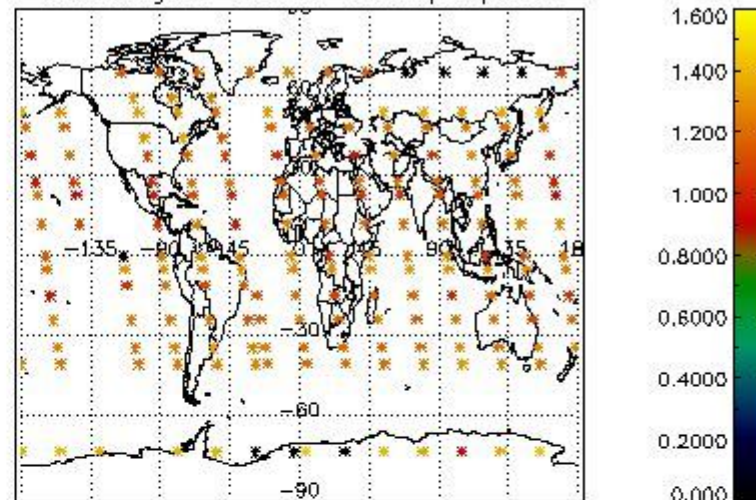
4.2 Plot quality information per product coming from level 1b processing (world map)

4.2.1 Plot level 1 quality information per product (world map): ENVISAT ASCENDING passes

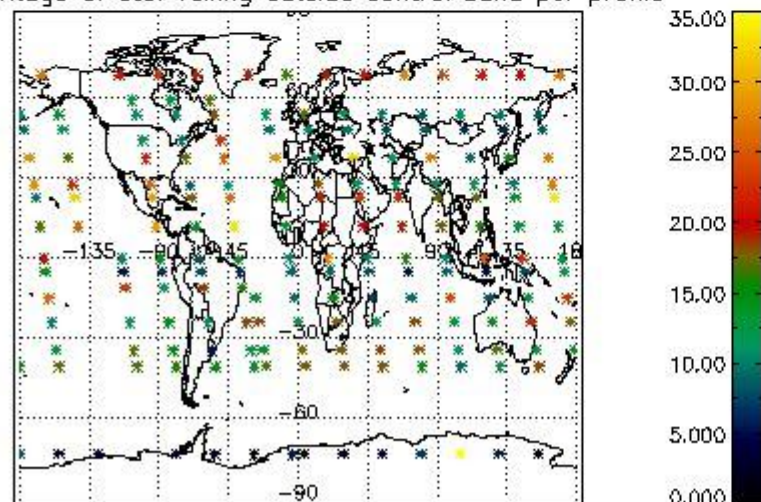
Percentage of cosmic ray hits per profile



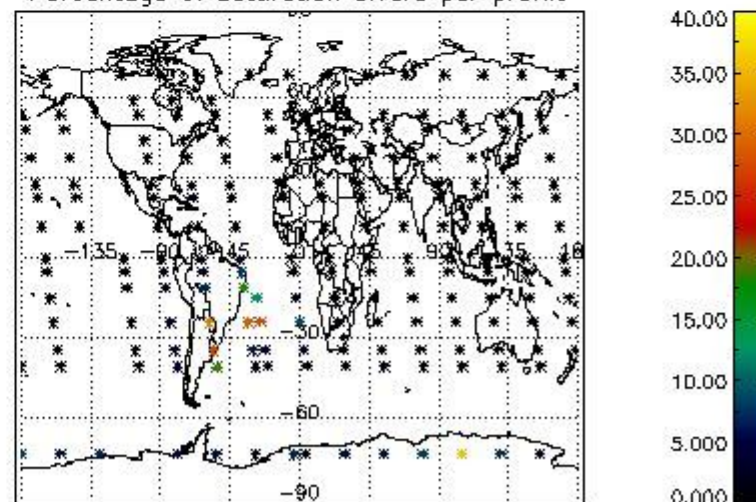
Percentage of datation errors per profile



Percentage of star falling outside central band per profile

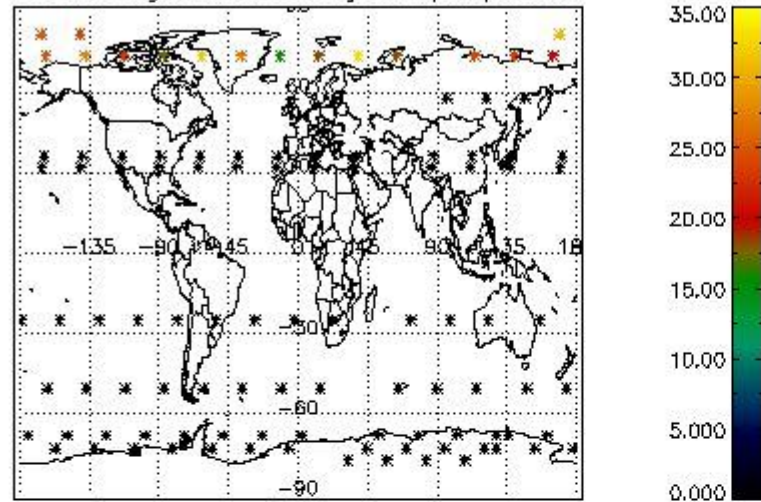


Percentage of saturation errors per profile

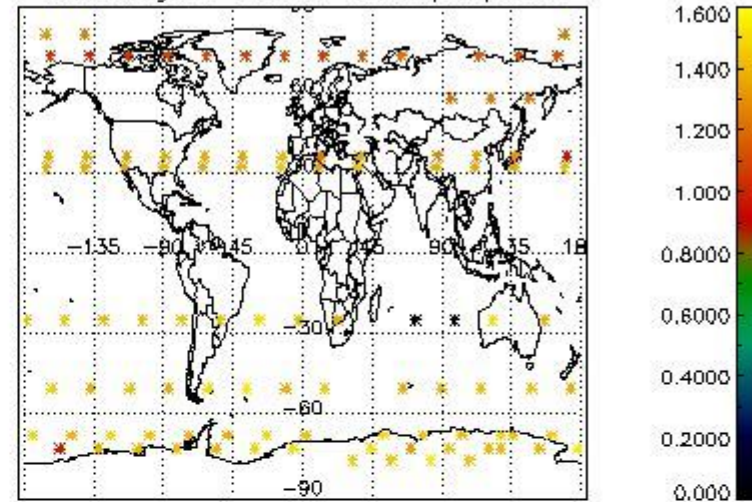


4.2.2 Plot level 1 quality information per product (world map): ENVISAT DESCENDING passes

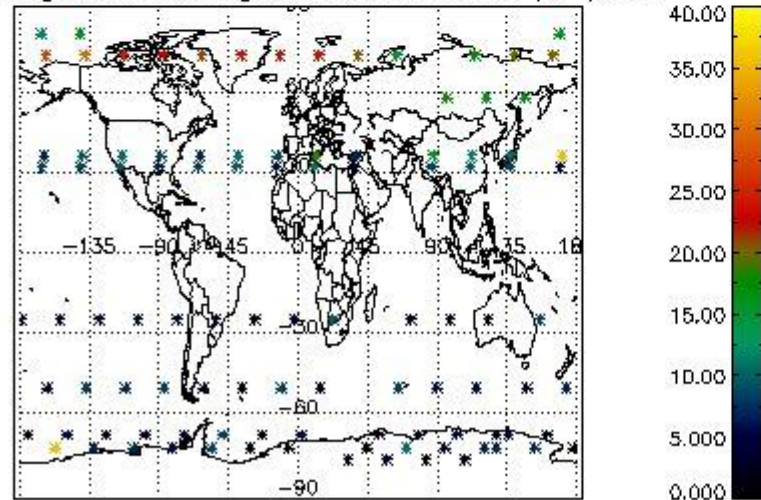
Percentage of cosmic ray hits per profile



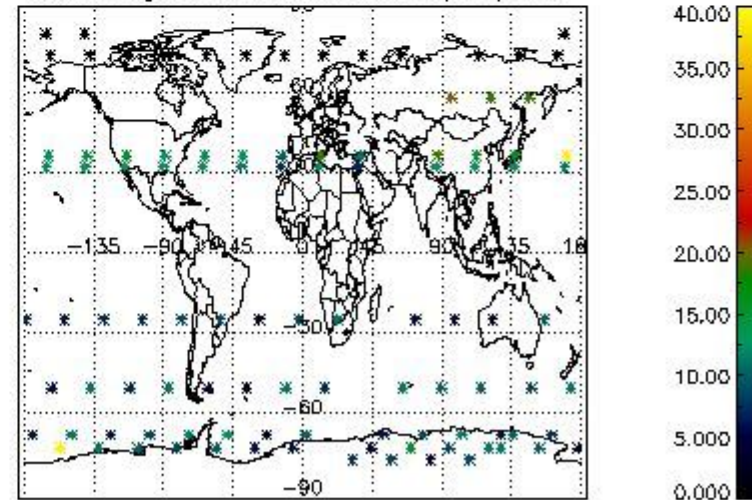
Percentage of datation errors per profile



Percentage of star falling outside central band per profile



Percentage of saturation errors per profile



5. Trace gas profiles

5.1 Ozone statistics based on quality of products

The final quality of the products can be "measured" using the STD (Standard Deviation) attached to every point profile. This information is written to the parameter GOM_NL__2P/NL_LOCAL_SPECIES_DENSITY/o3_std of the level 2 products. The table below shows the statistics for given STD ranges.

The statistics are given with respect to the overall valid production:

- Products without fatal errors: GOM_NL__2P/MPH/PRODUCT_ERR=0
- Valid point profile: GOM_NL__2P/NL_LOCAL_SPECIES_DENSITY/pcd(0)=0

The 'Criteria' is applied to valid points of dark limb products:

- Products in dark limb illumination condition: GOM_NL__2P/NL_SUMMARY_QUALITY/obs_ill_cond=0
- Products without fatal errors: GOM_NL__2P/MPH/PRODUCT_ERR=0
- Valid point profile: GOM_NL__2P/NL_LOCAL_SPECIES_DENSITY/pcd(0)=0

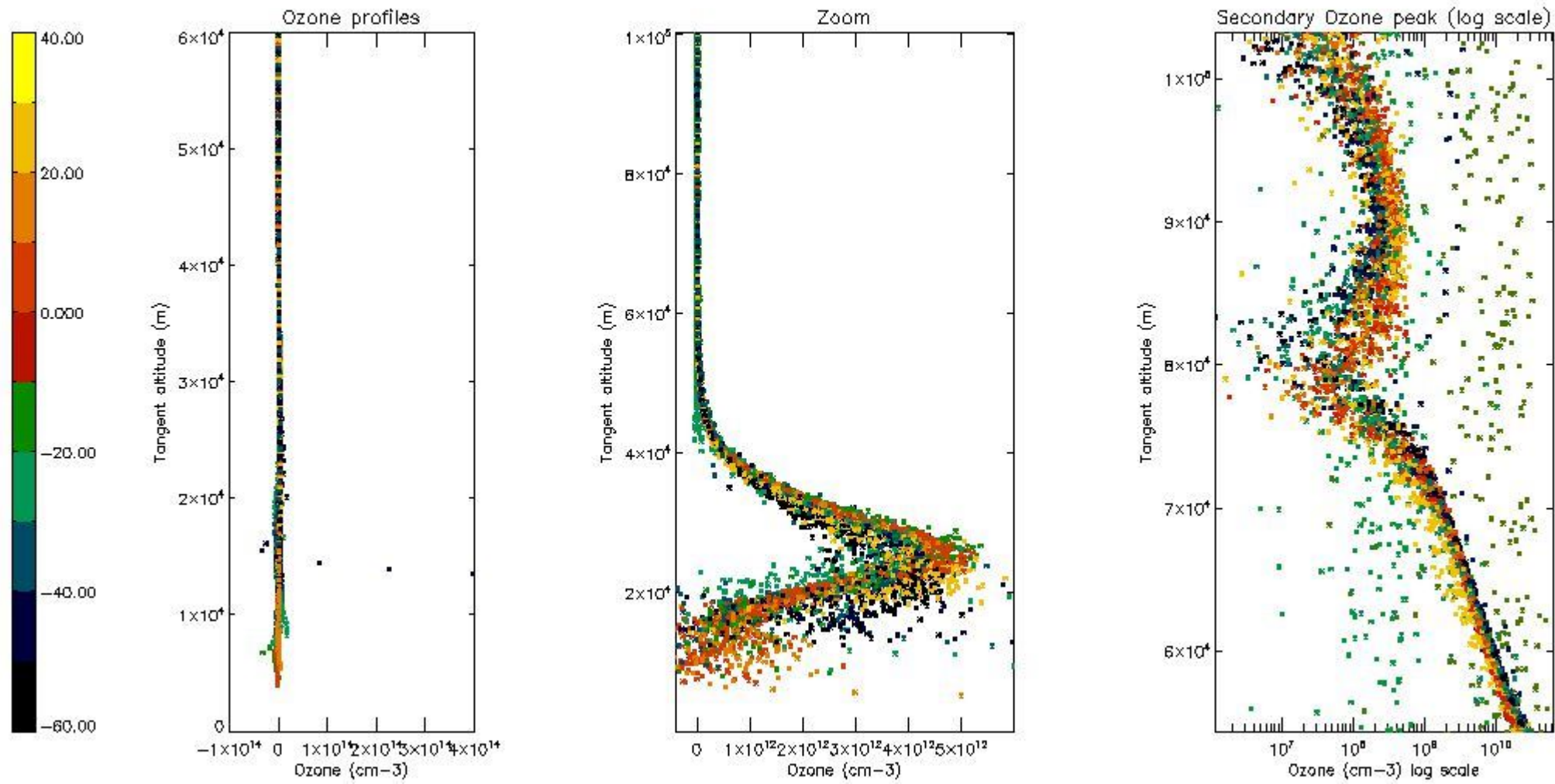
So, the table below shows the percentage of dark limb and valid observations for each criteria with respect to the overall valid daily observations.

Criteria	% of total production
All STD	53
STD < 20	30

STD < 10	24
STD < 5	17

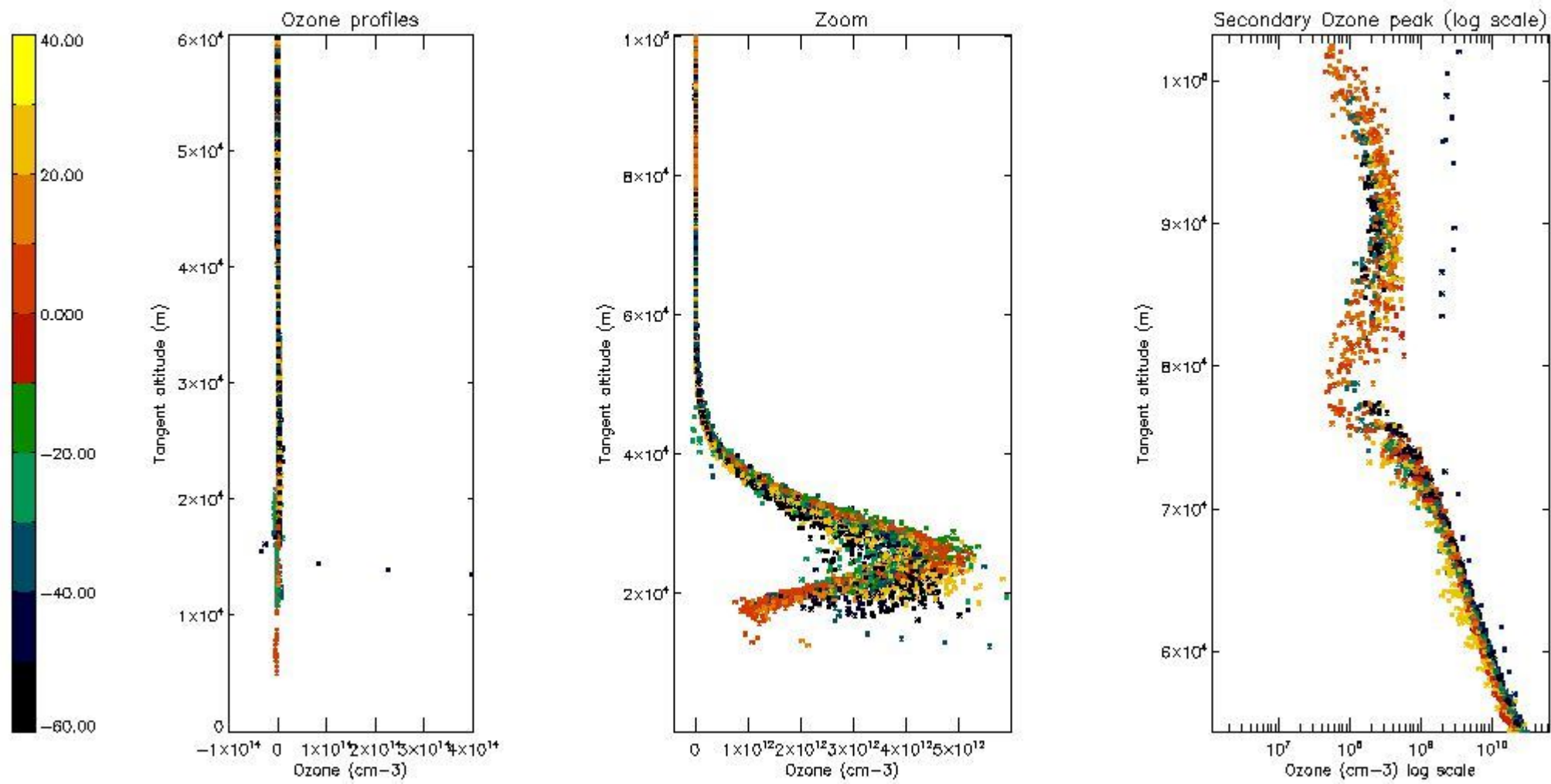
5.2 Plot ozone profiles for all STD (dark without errors)

The colorbar represents the latitude.



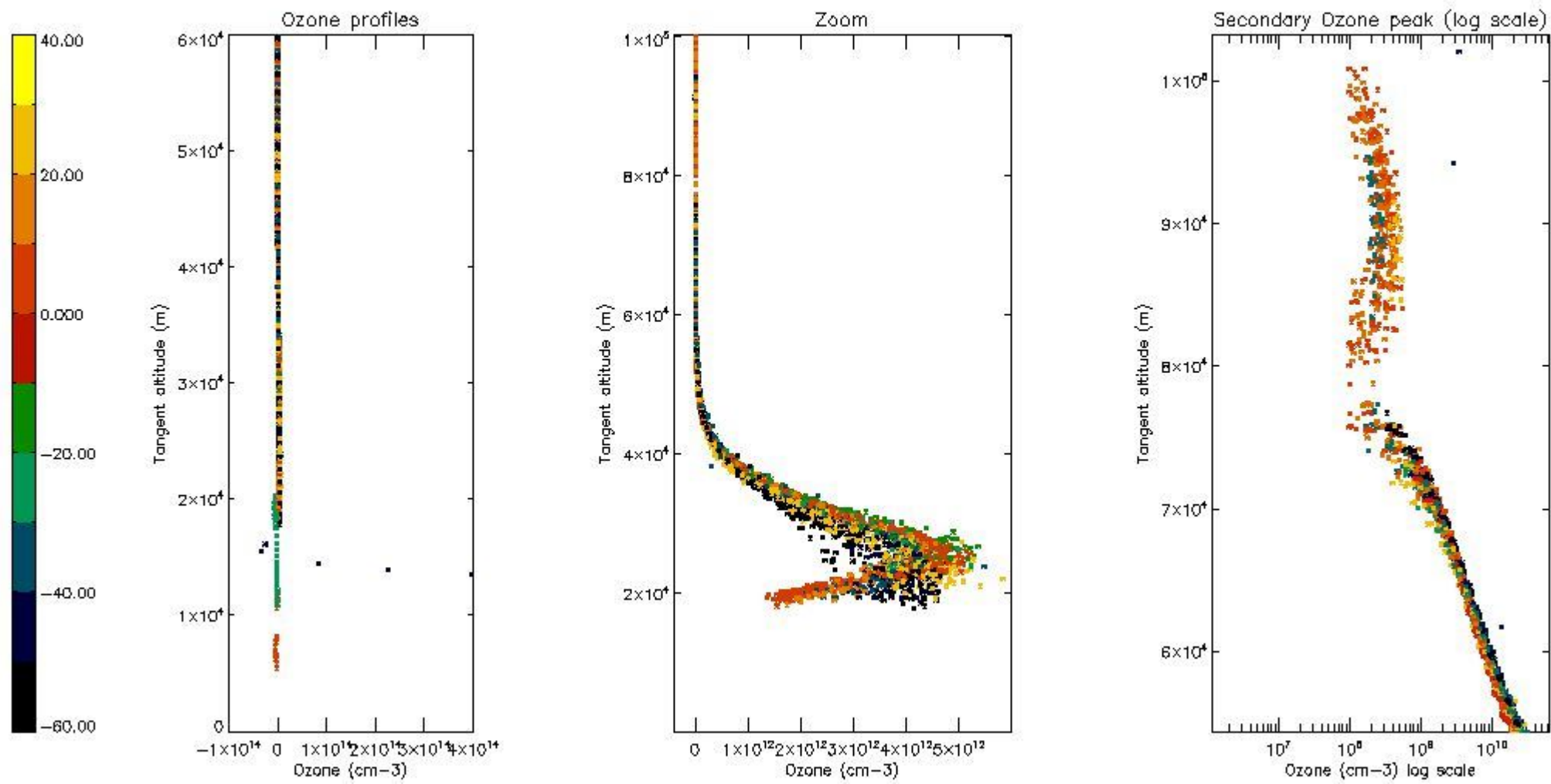
5.3 Plot ozone profiles where STD < 20% (dark without errors)

The colorbar represents the latitude.



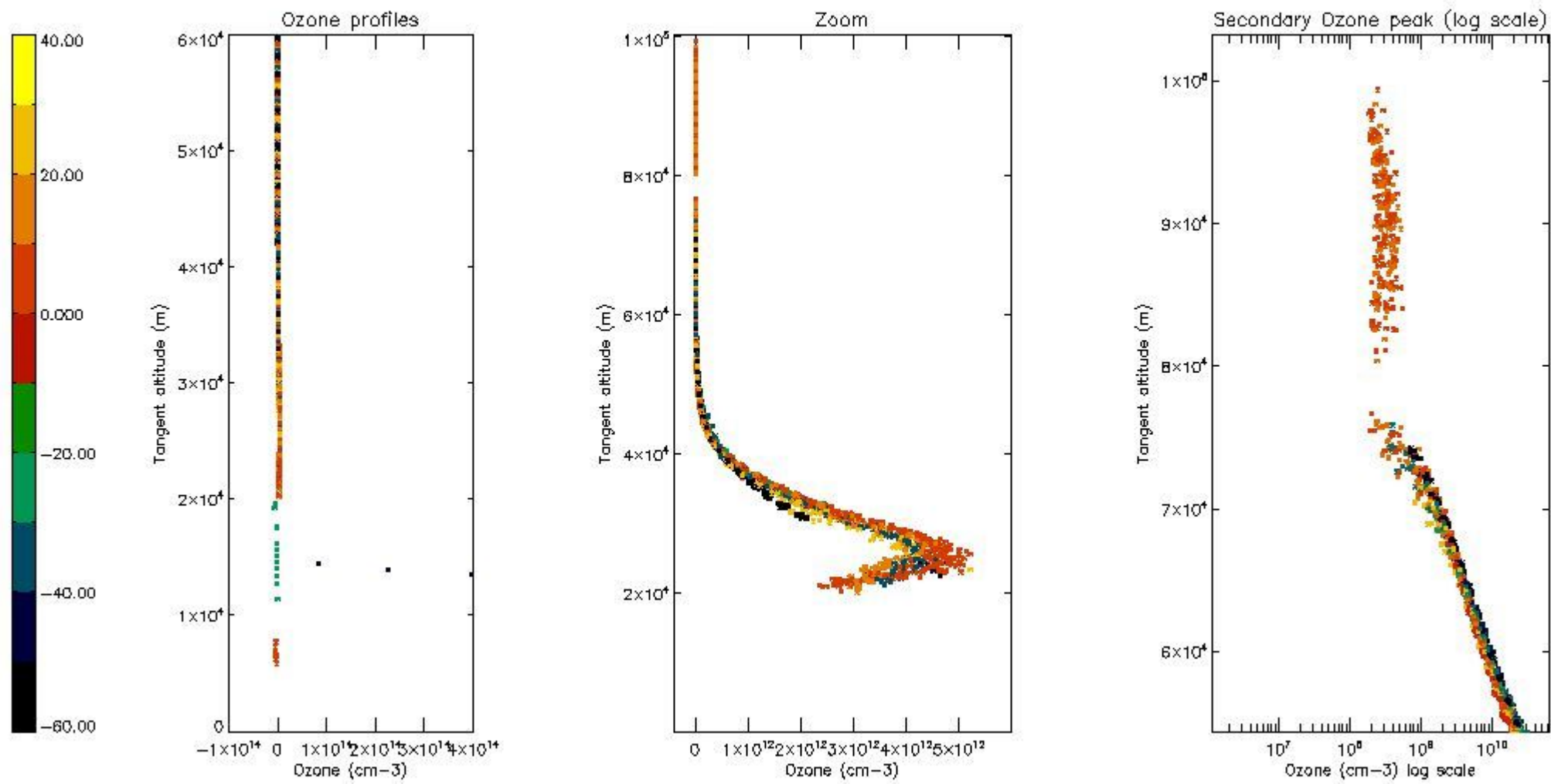
5.4 Plot ozone profiles where $STD < 10\%$ (dark without errors)

The colorbar represents the latitude.



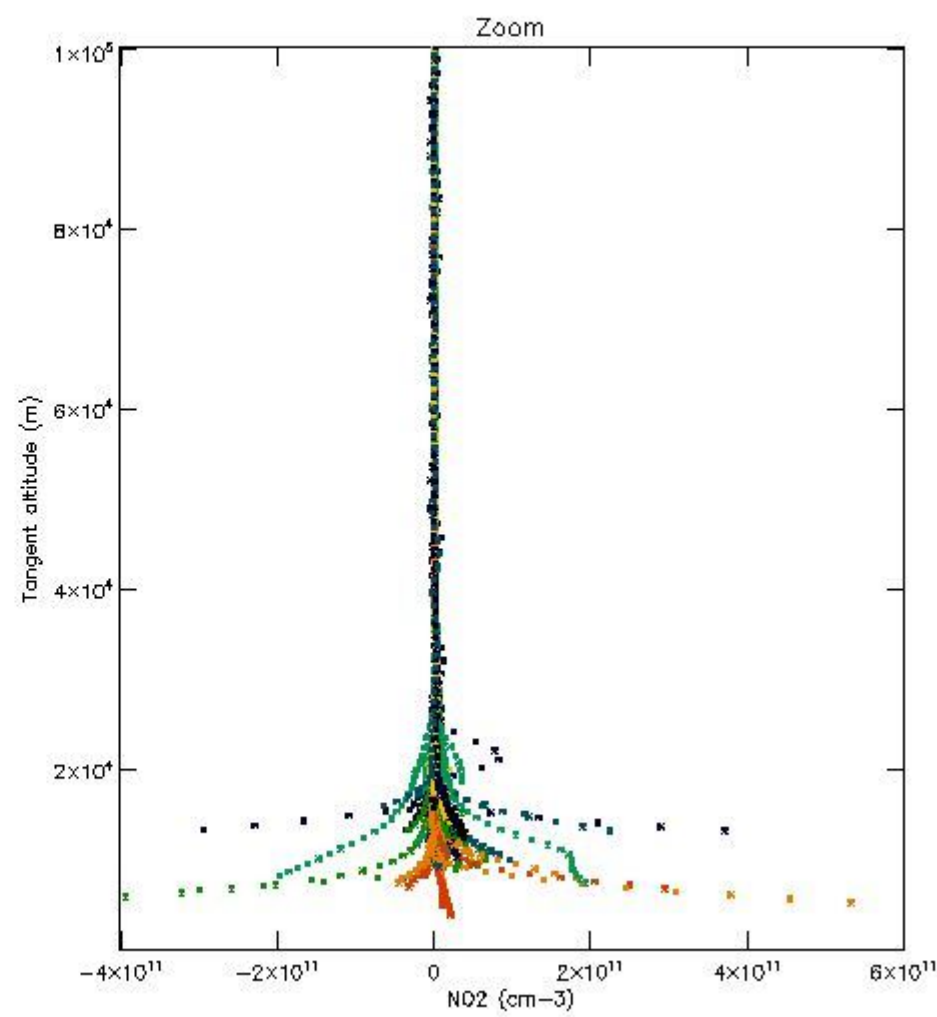
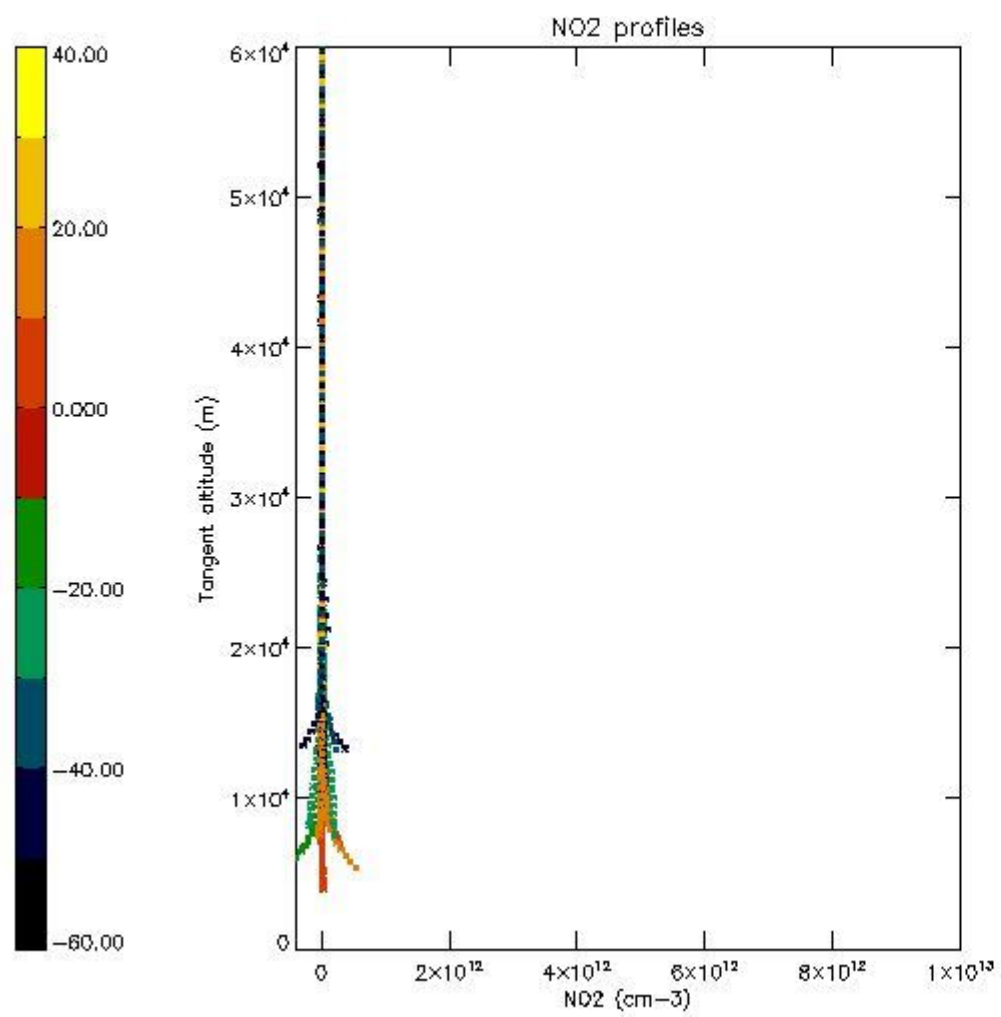
5.5 Plot ozone profiles where $STD < 5\%$ (dark without errors)

The colorbar represents the latitude.



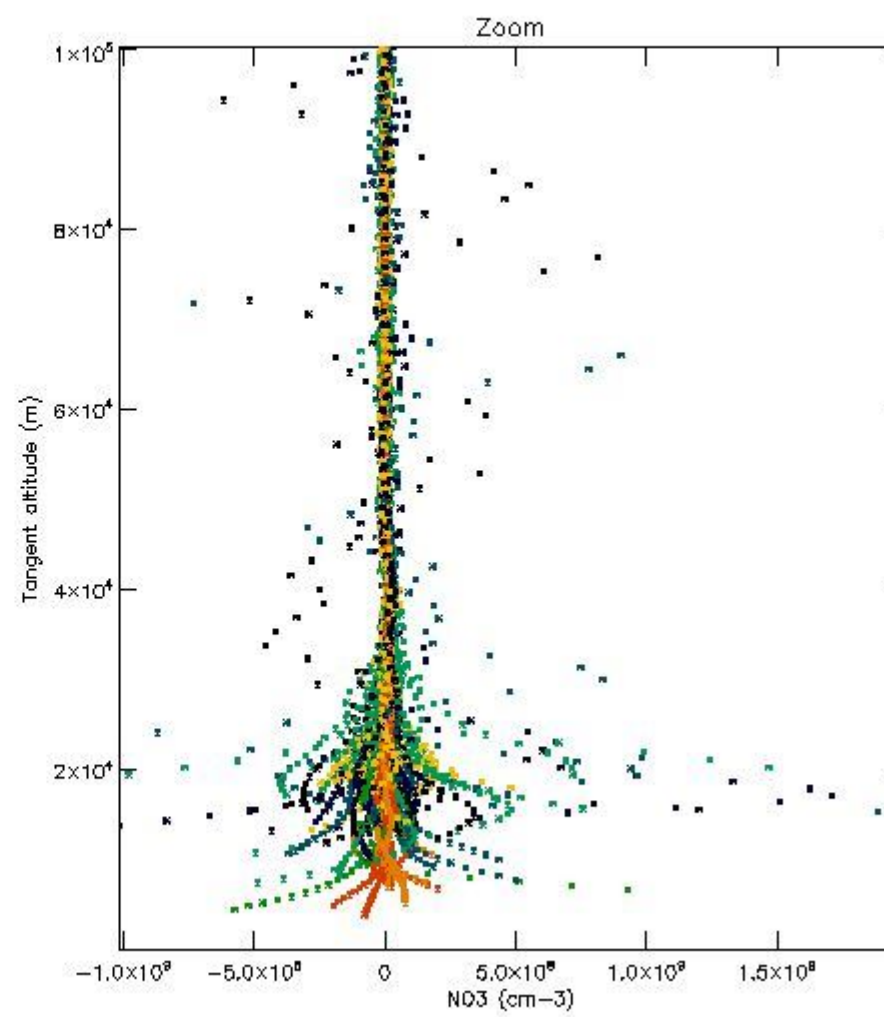
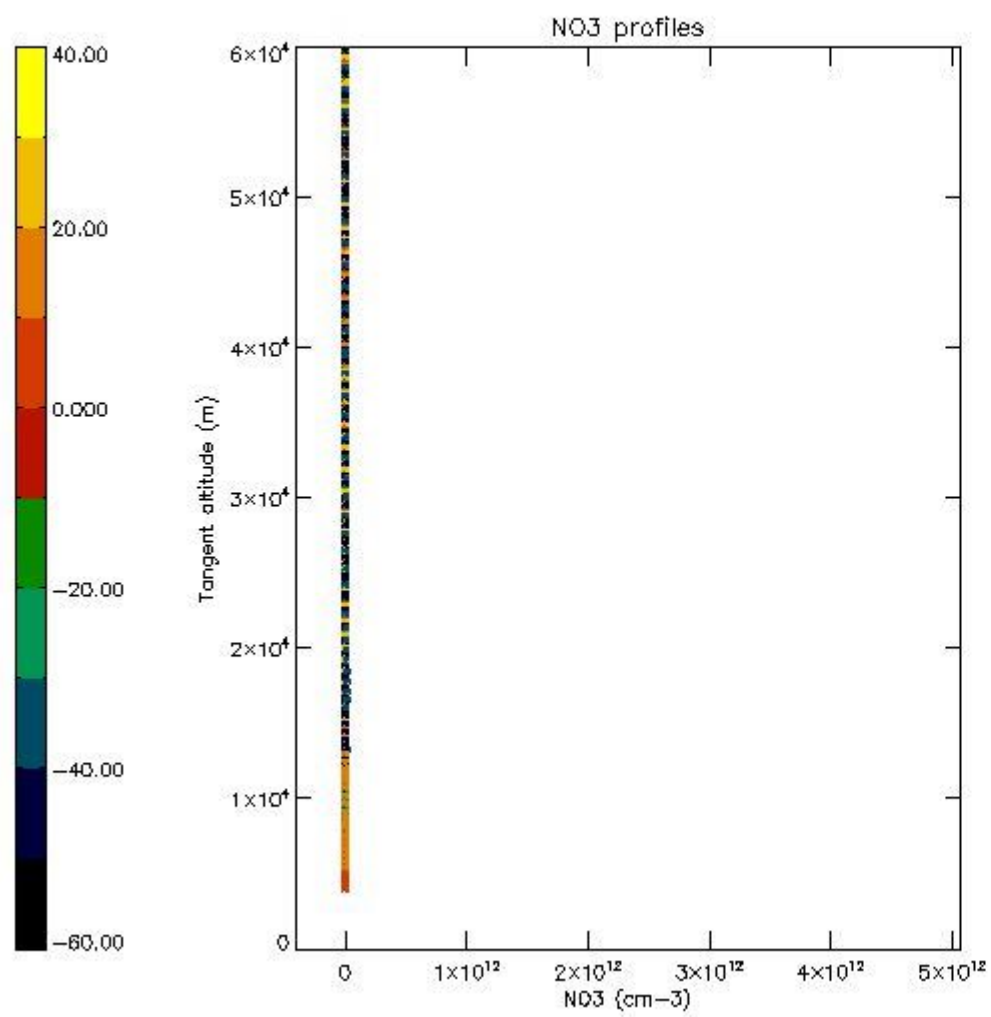
5.6 Plot NO₂ profiles for all STD (dark without errors)

The colorbar represents the latitude.



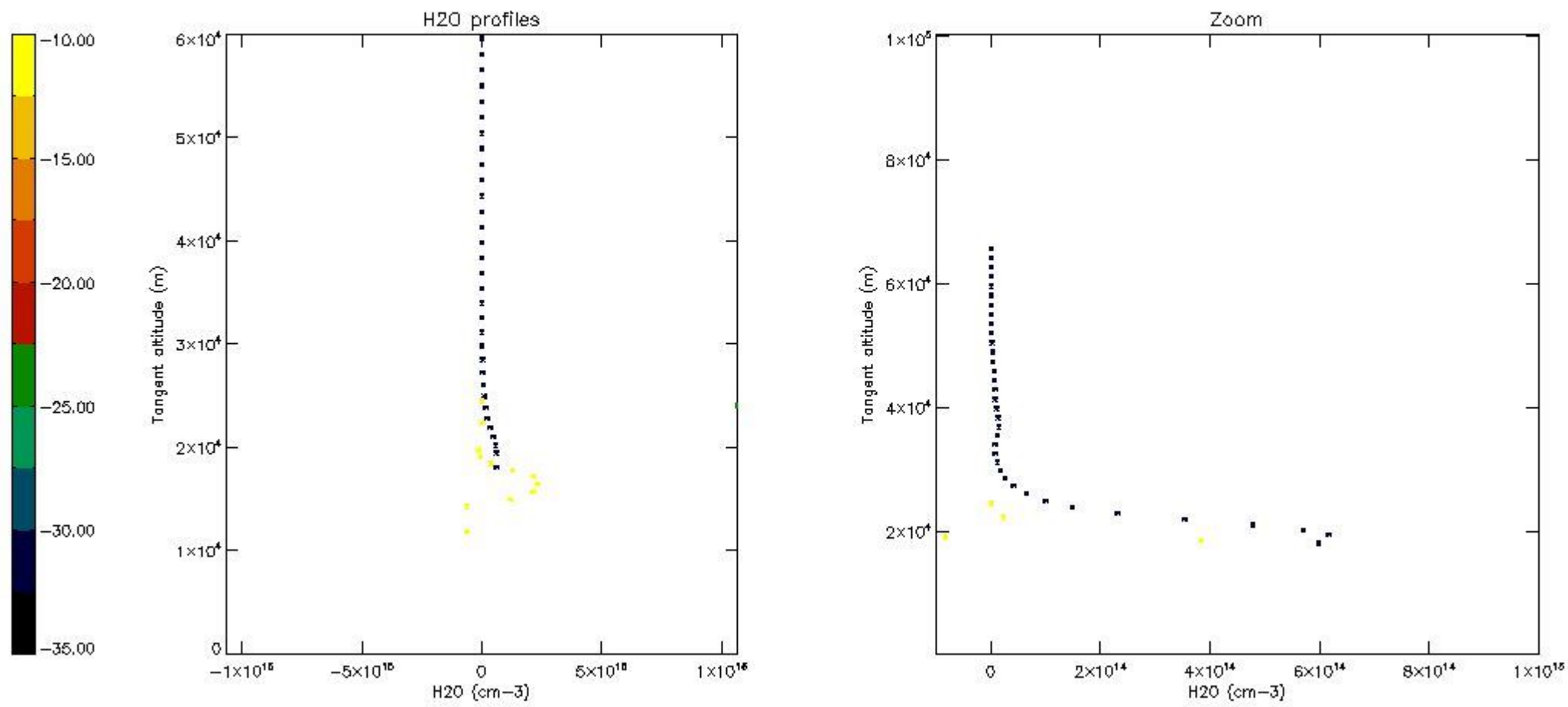
5.7 Plot NO3 profiles for all STD (dark without errors)

The colorbar represents the latitude.



5.8 Plot H2O profiles for all STD (only for occultations of stars 1,2,3,4,13,14,16,26,63 dark without errors)

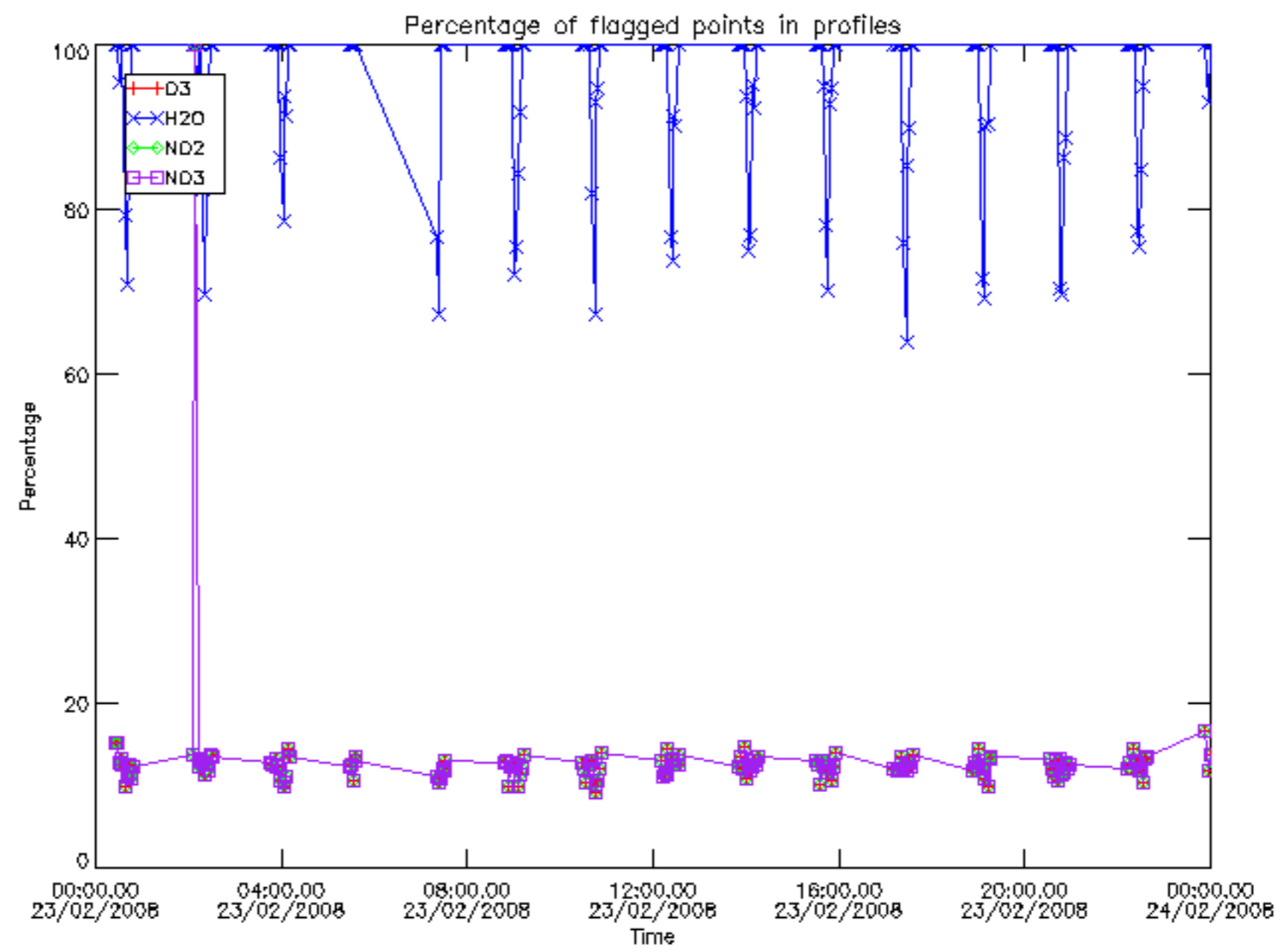
The colorbar represents the latitude.



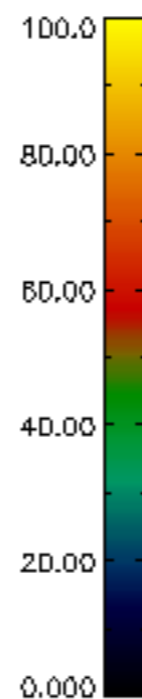
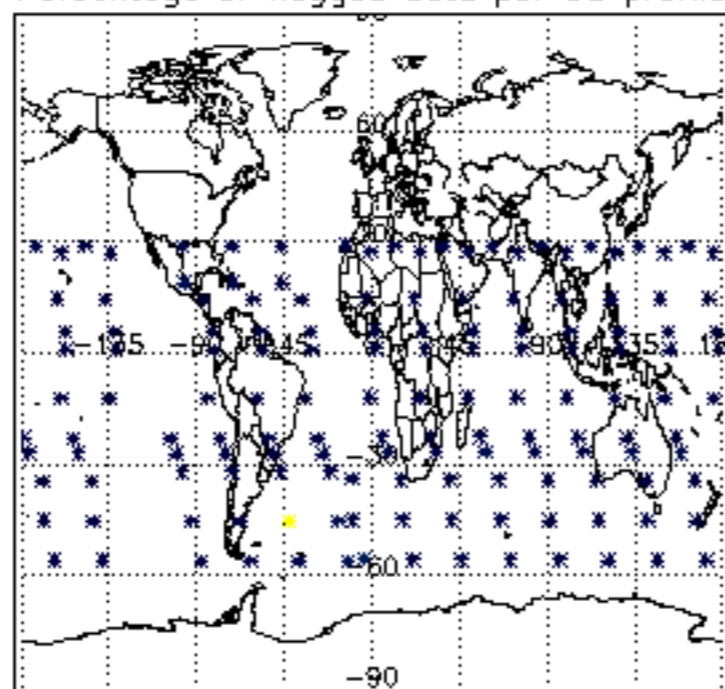
6. Auxiliary Data Files used for the production reported in section 2

The number reported in the third column indicates since which file (see list in section 2) the corresponding auxiliary file has been used. The fourth column is the date of those product files.

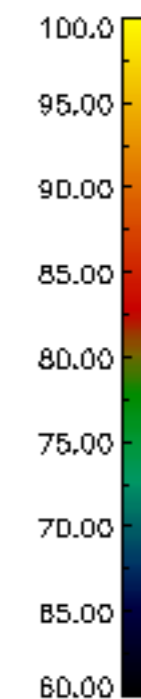
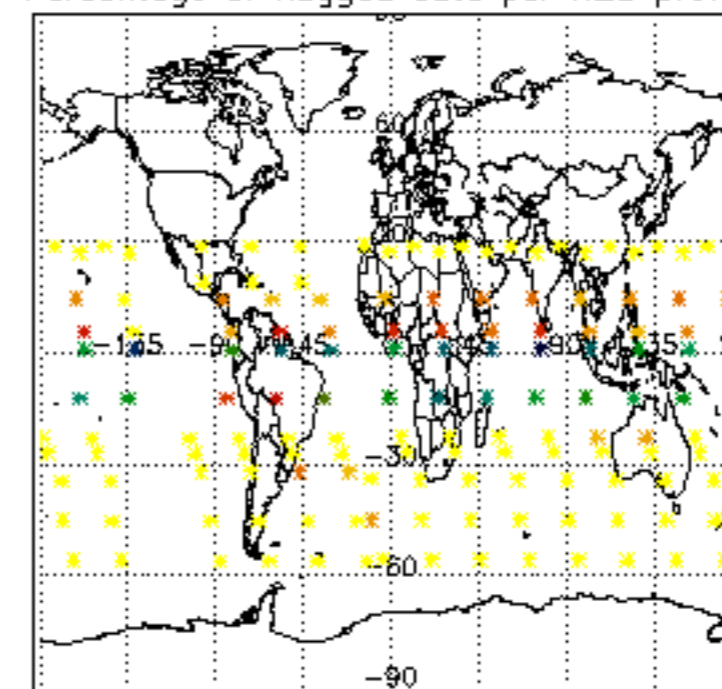
Type	Auxiliary Filename	Used since product	Used since product date
INST_PHYS_CHARACTERISTICS	GOM_INS_AXVIEC20091111_143220_20030716_120000_20500101_000000	1	23-FEB-2008 00:03:41
LEVEL-2_PROC_CONFIG	GOM_PR2_AXVIEC20091111_152718_20020301_000000_20500101_000000	1	23-FEB-2008 00:03:41
CROSS_SECTIONS_FILE	GOM_CRS_AXVIEC20091111_154832_20020301_000000_20500101_000000	1	23-FEB-2008 00:03:41



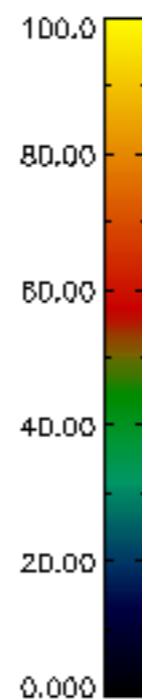
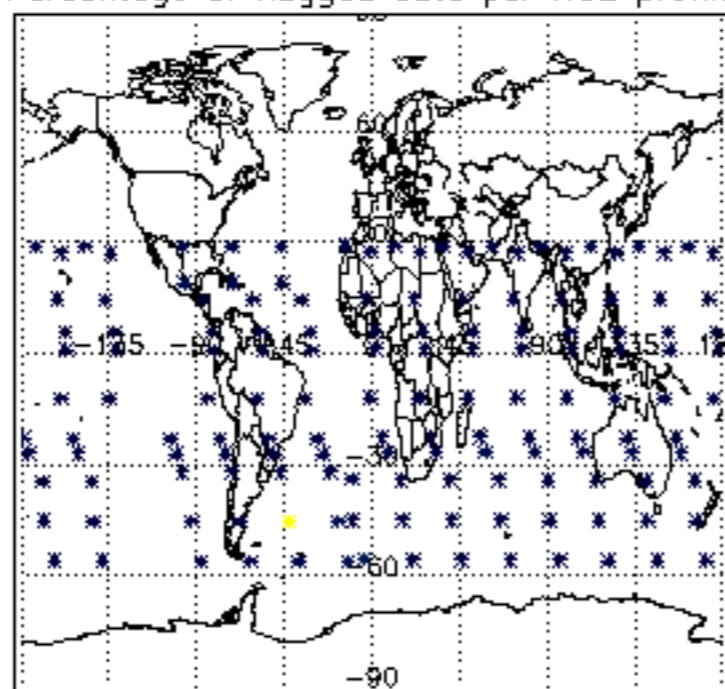
Percentage of flagged data per D3 profile



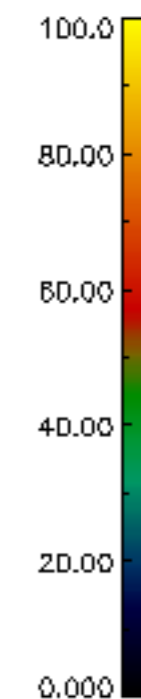
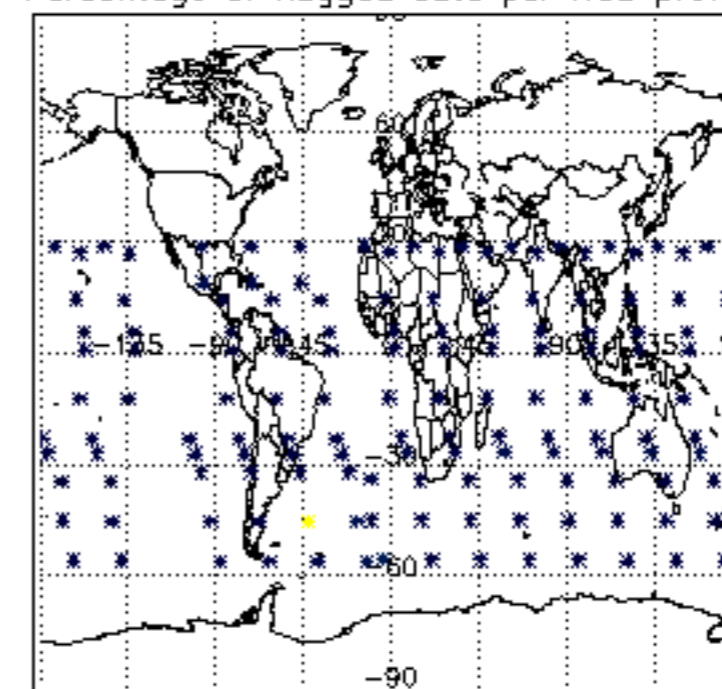
Percentage of flagged data per H2O profile

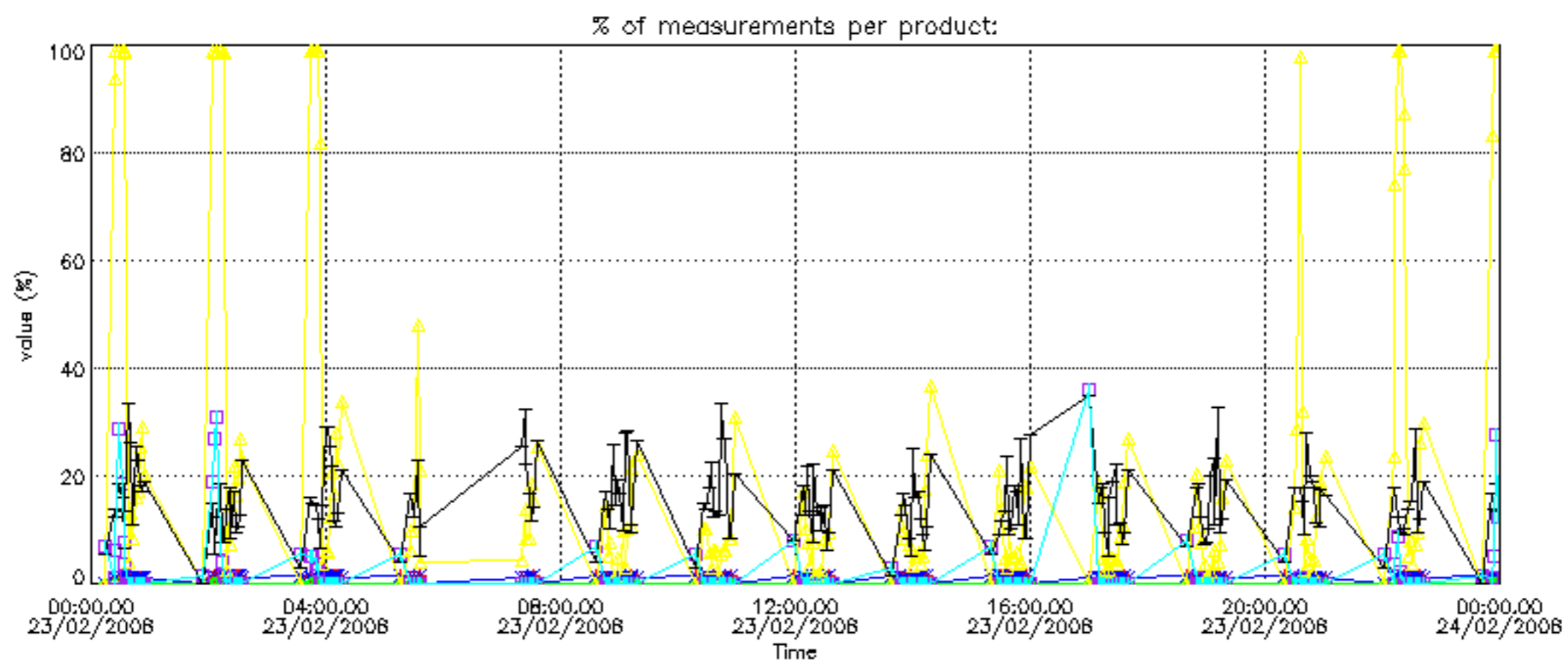


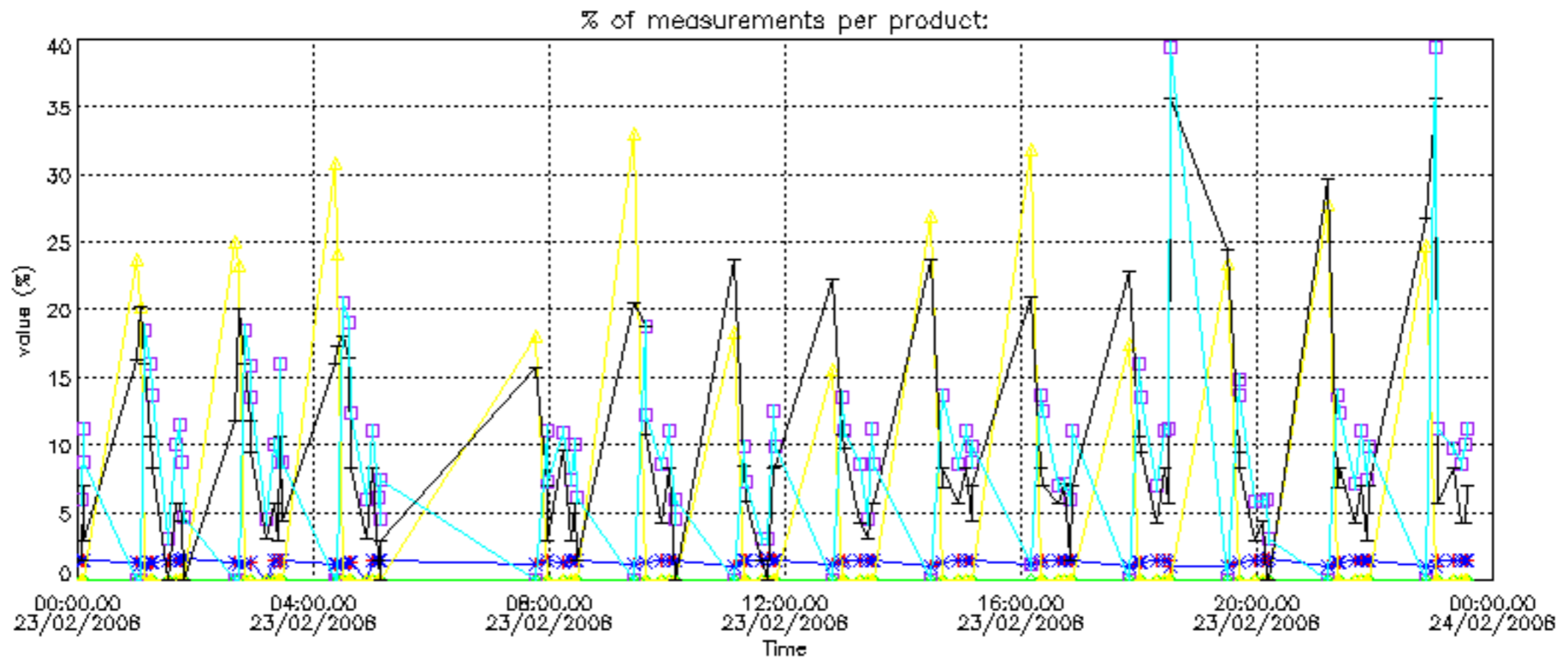
Percentage of flagged data per NO2 profile



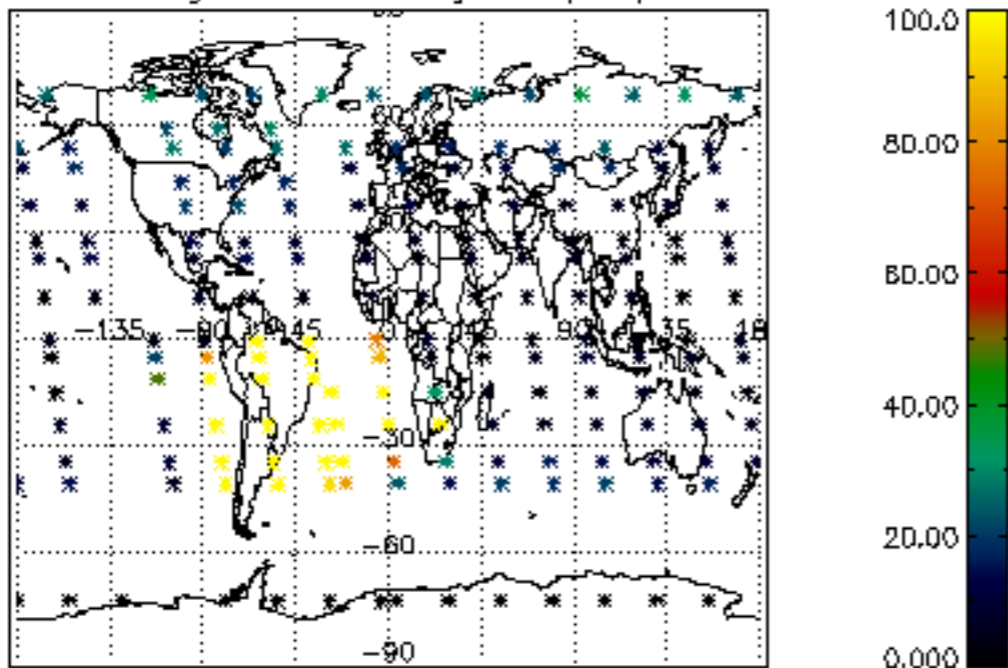
Percentage of flagged data per NO3 profile



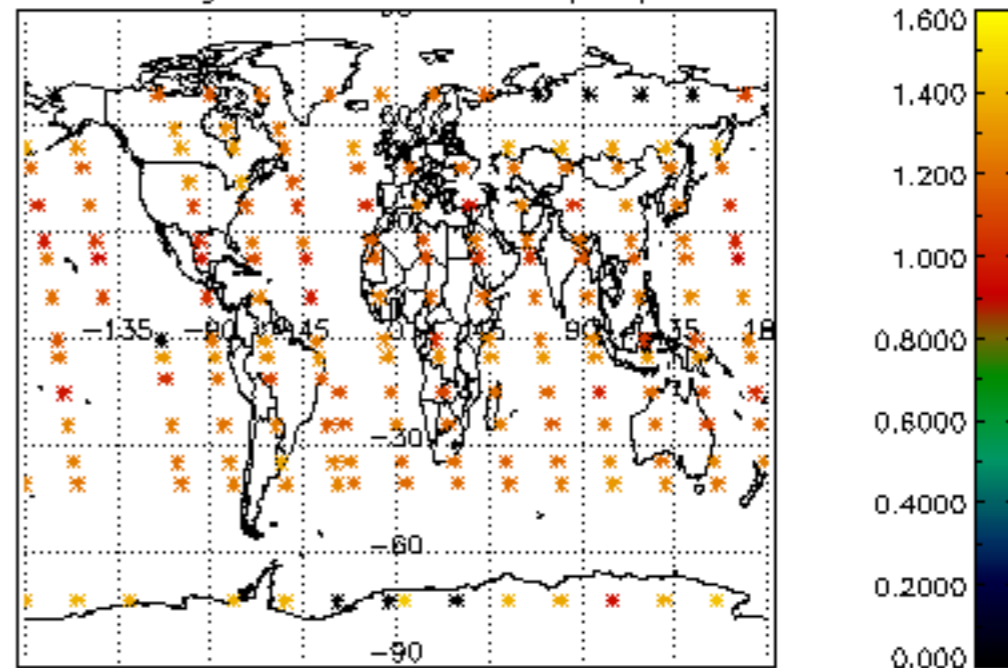




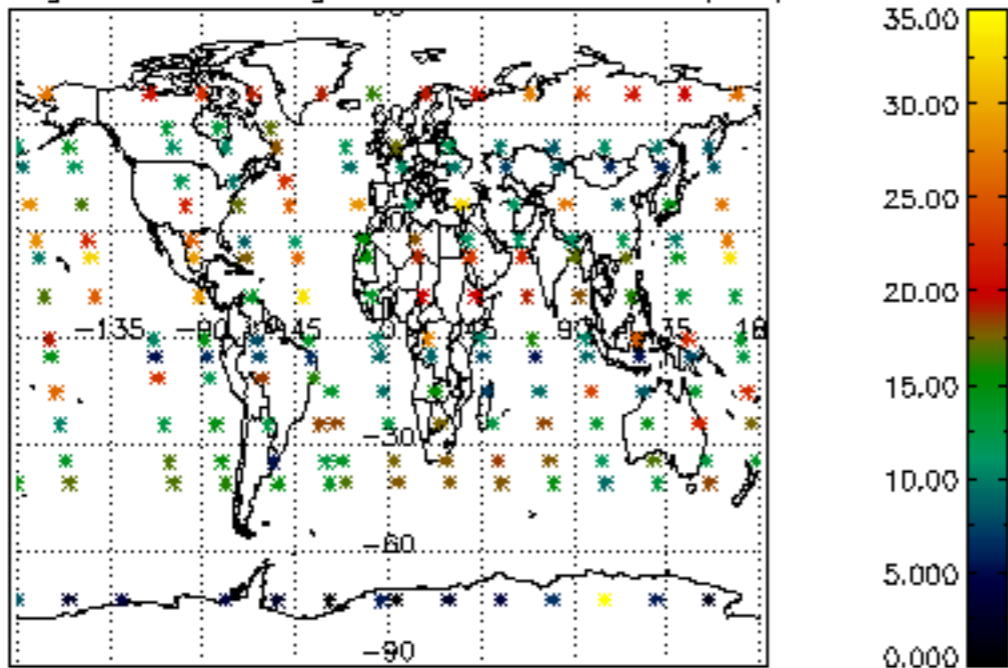
Percentage of cosmic ray hits per profile



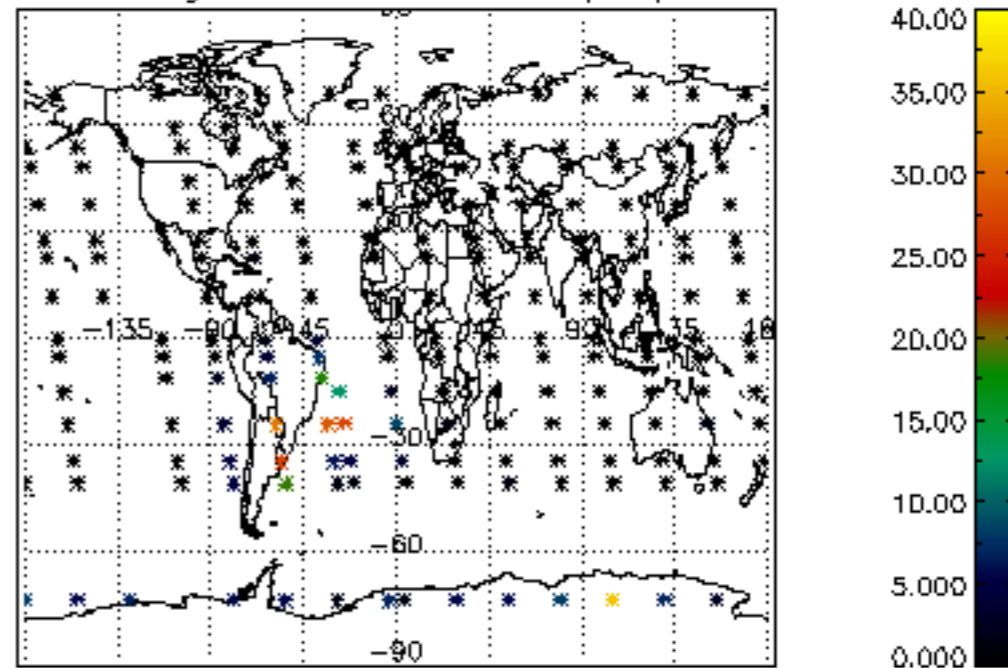
Percentage of datation errors per profile



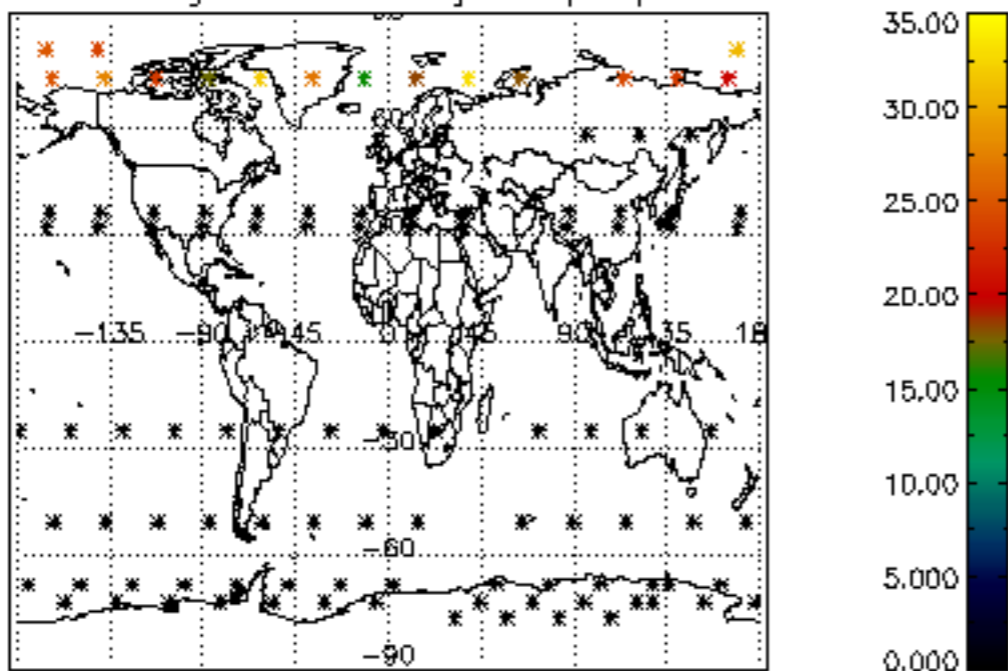
Percentage of star falling outside central band per profile



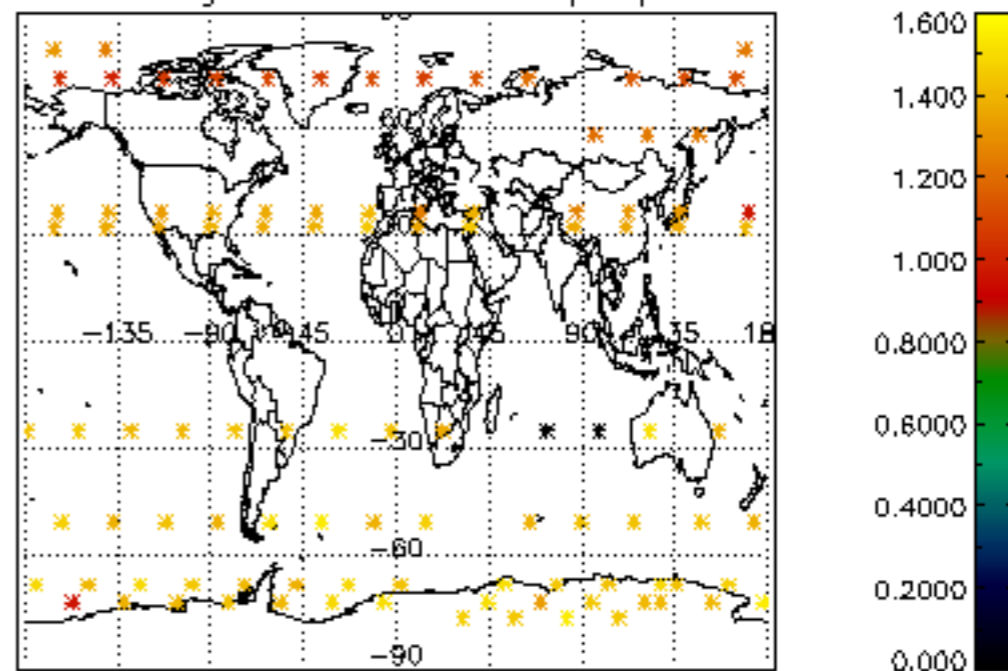
Percentage of saturation errors per profile



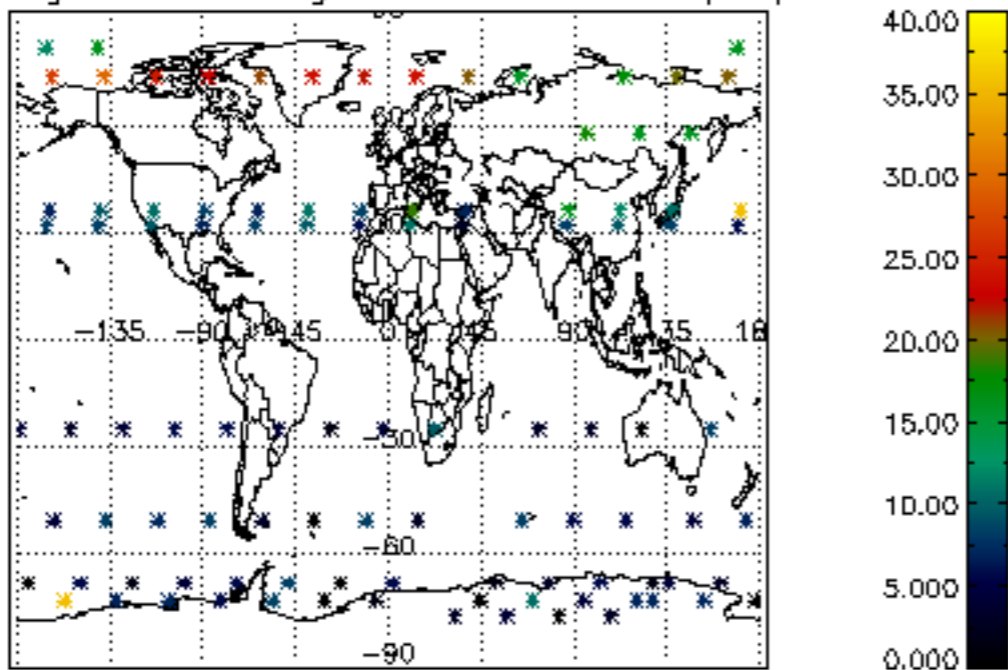
Percentage of cosmic ray hits per profile



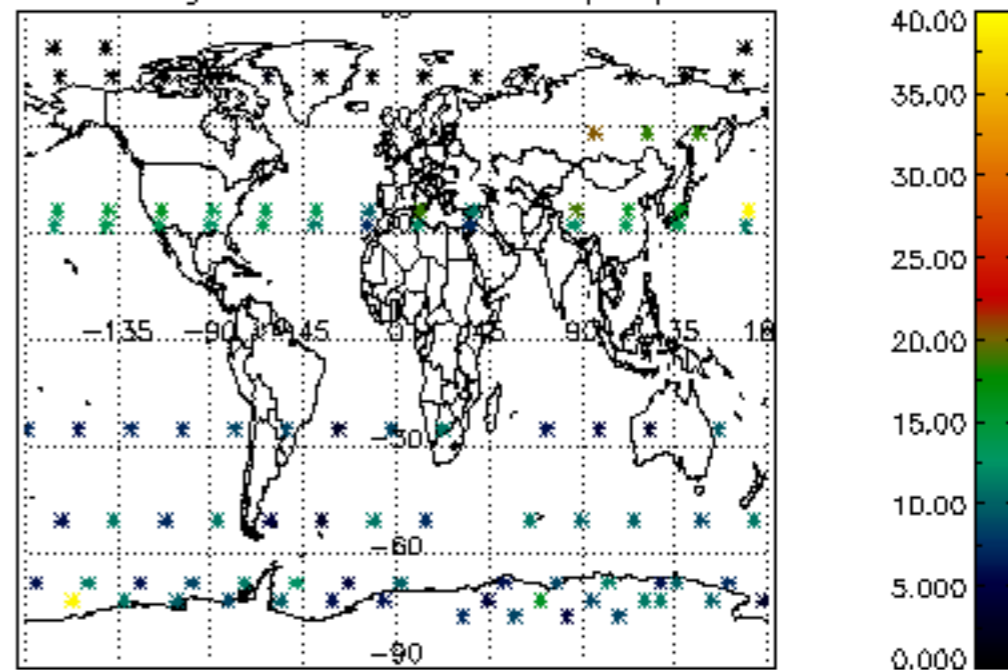
Percentage of datation errors per profile

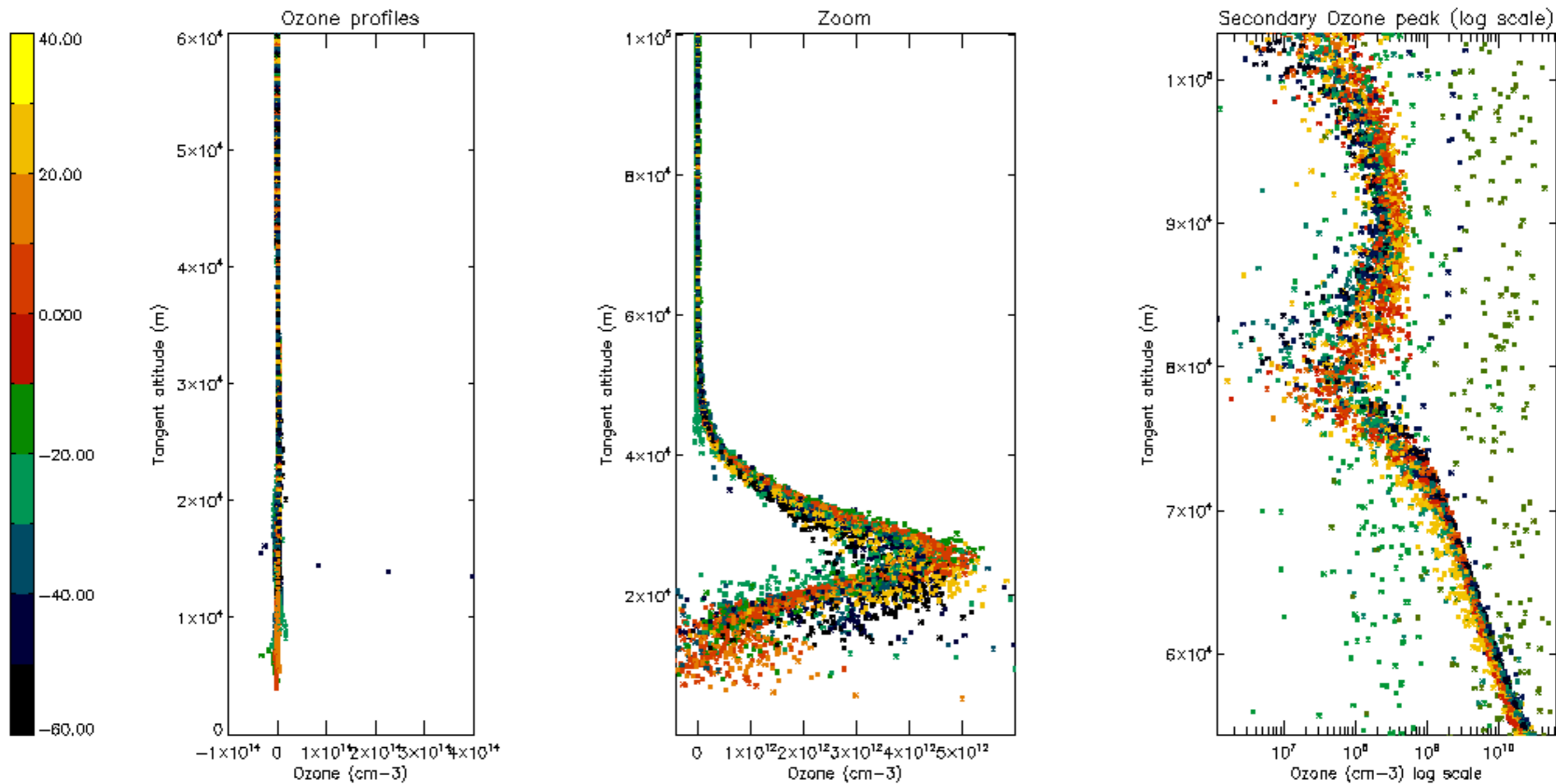


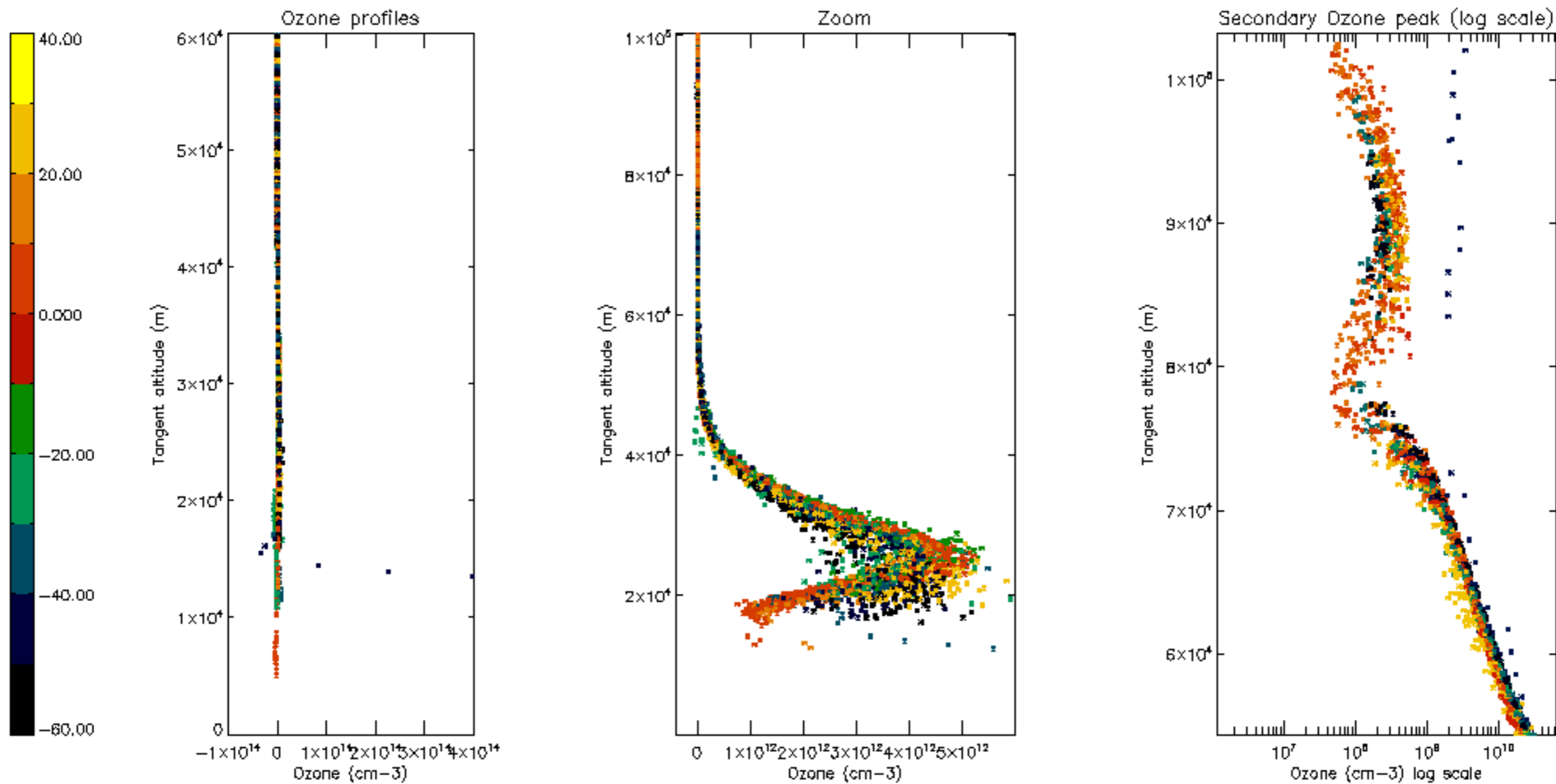
Percentage of star falling outside central band per profile

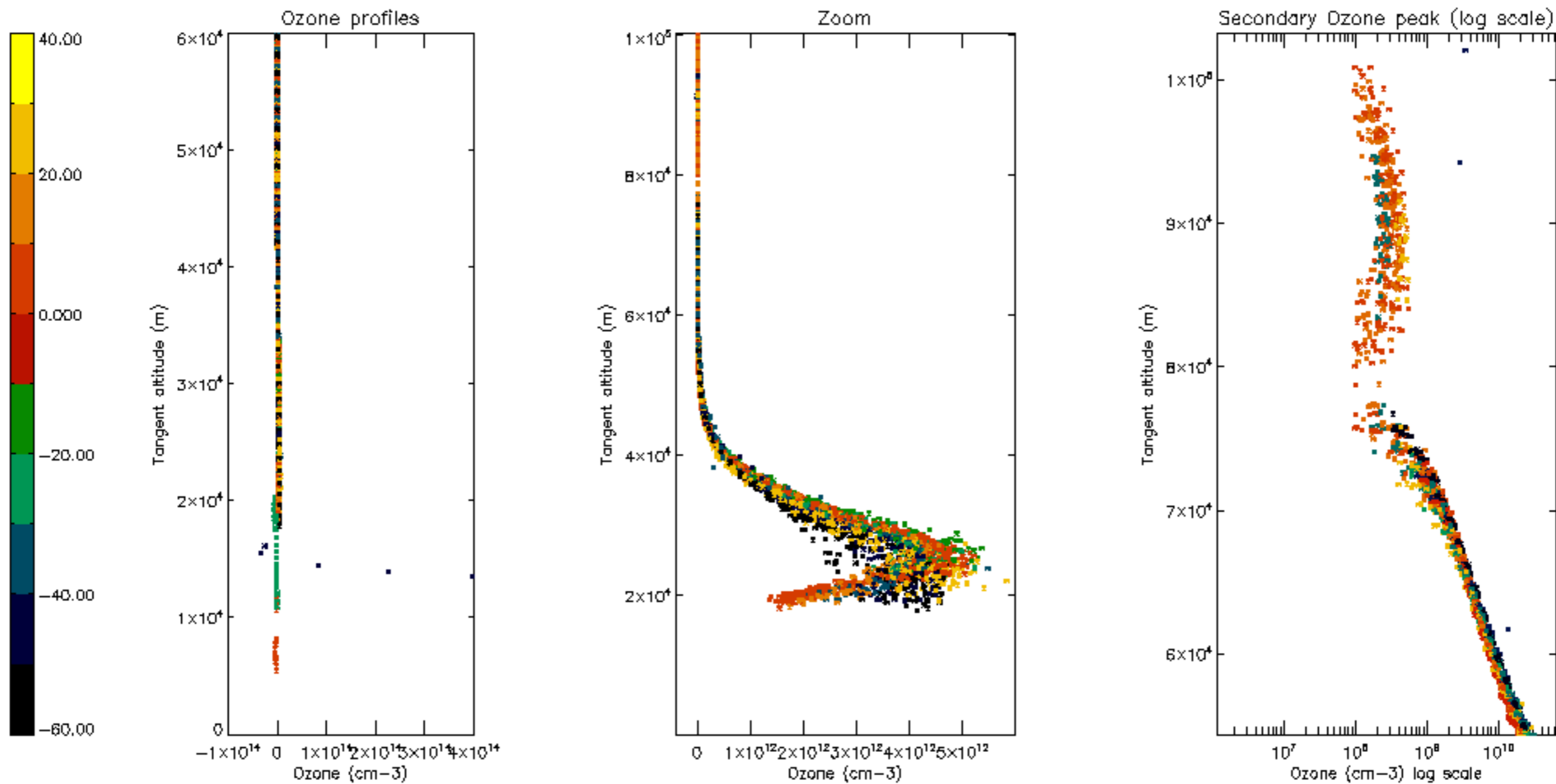


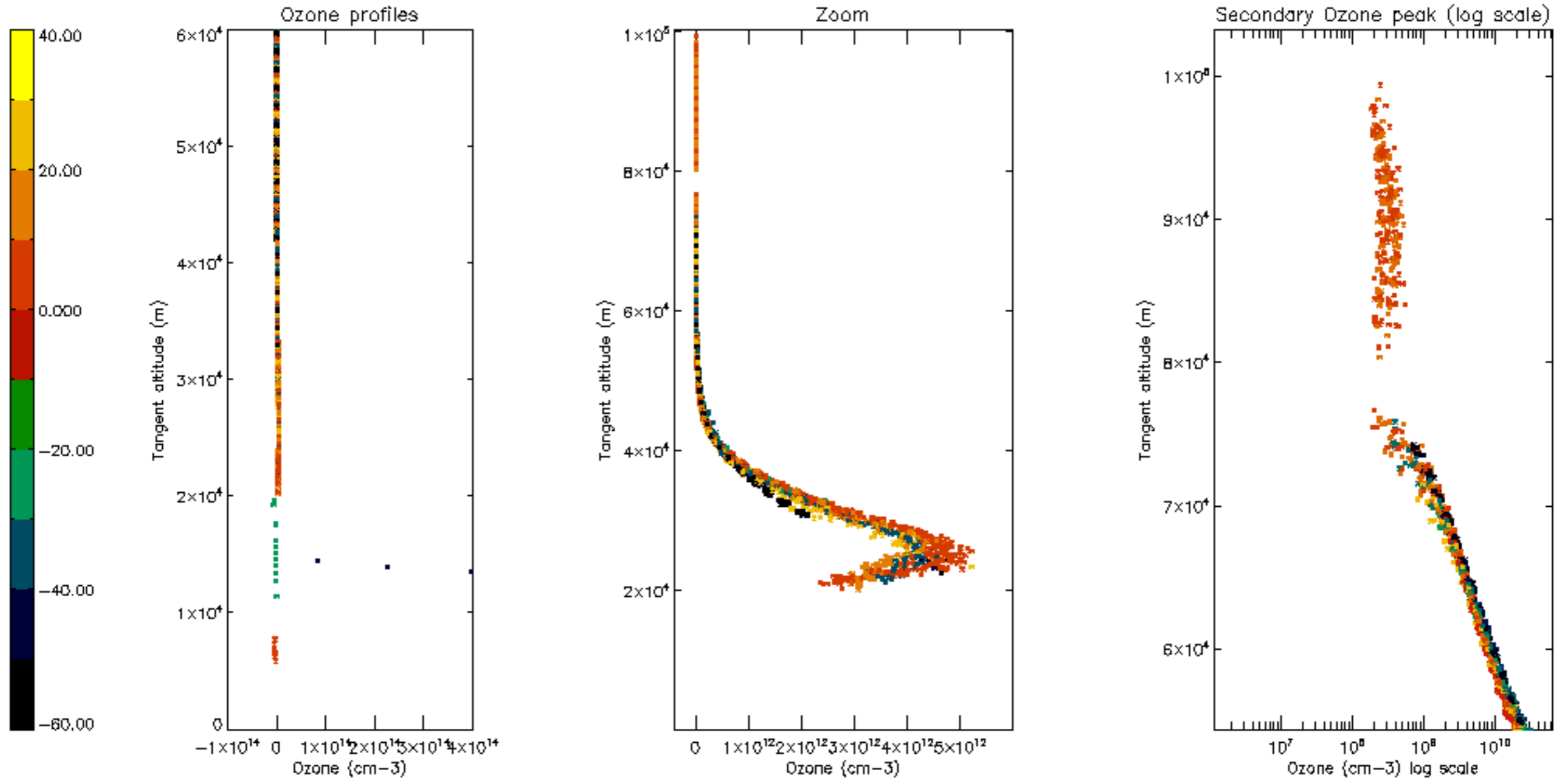
Percentage of saturation errors per profile

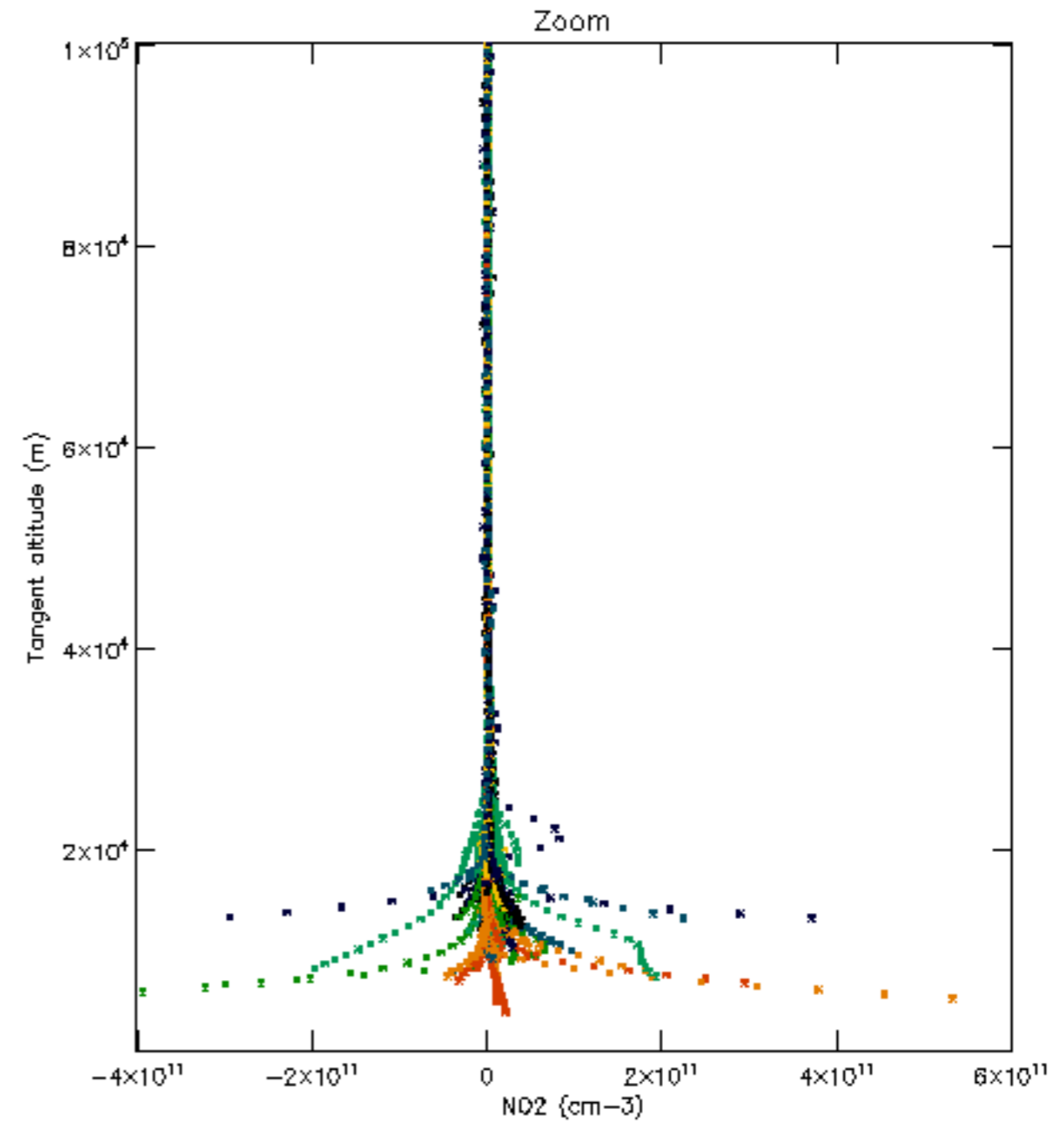
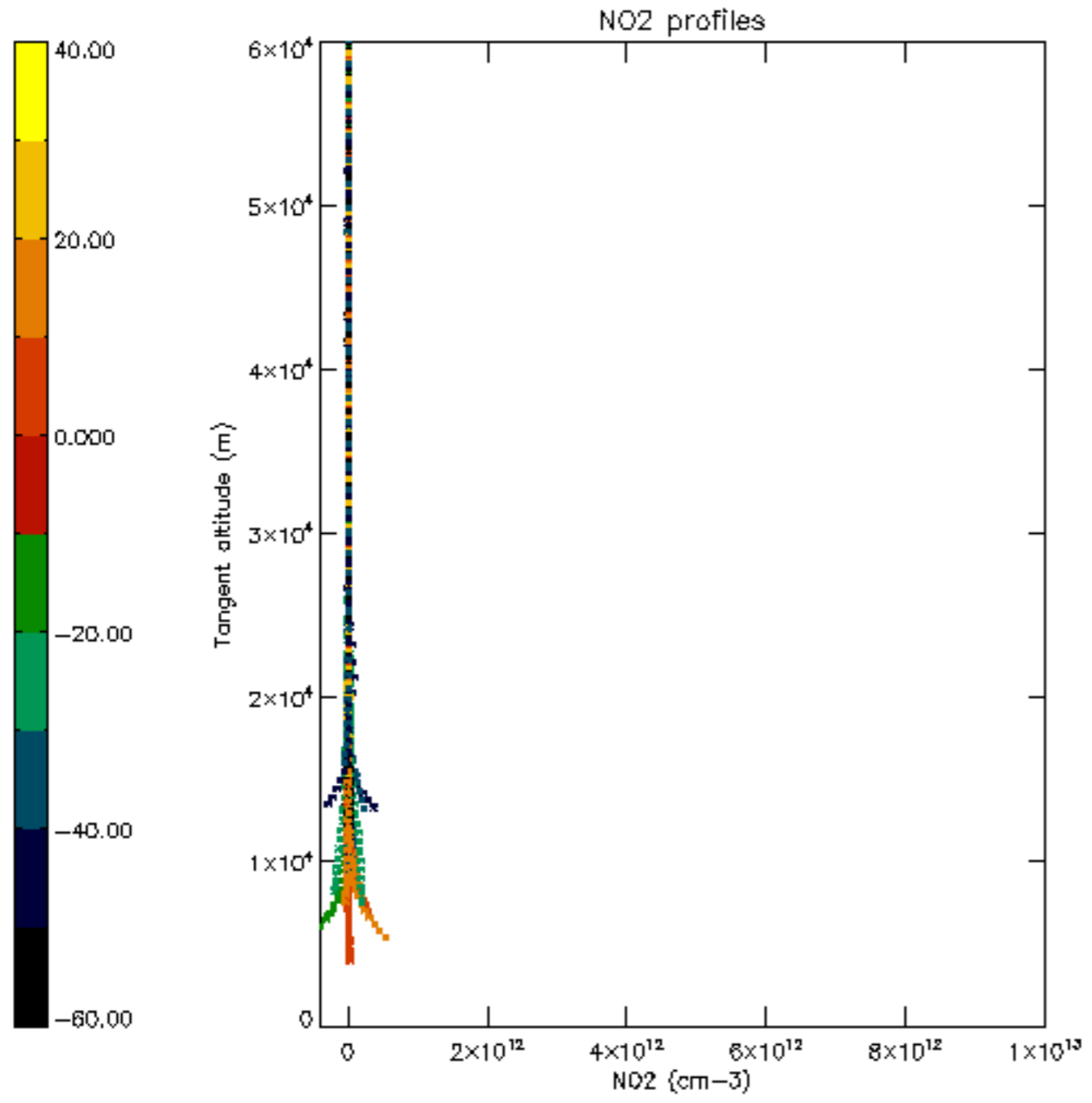


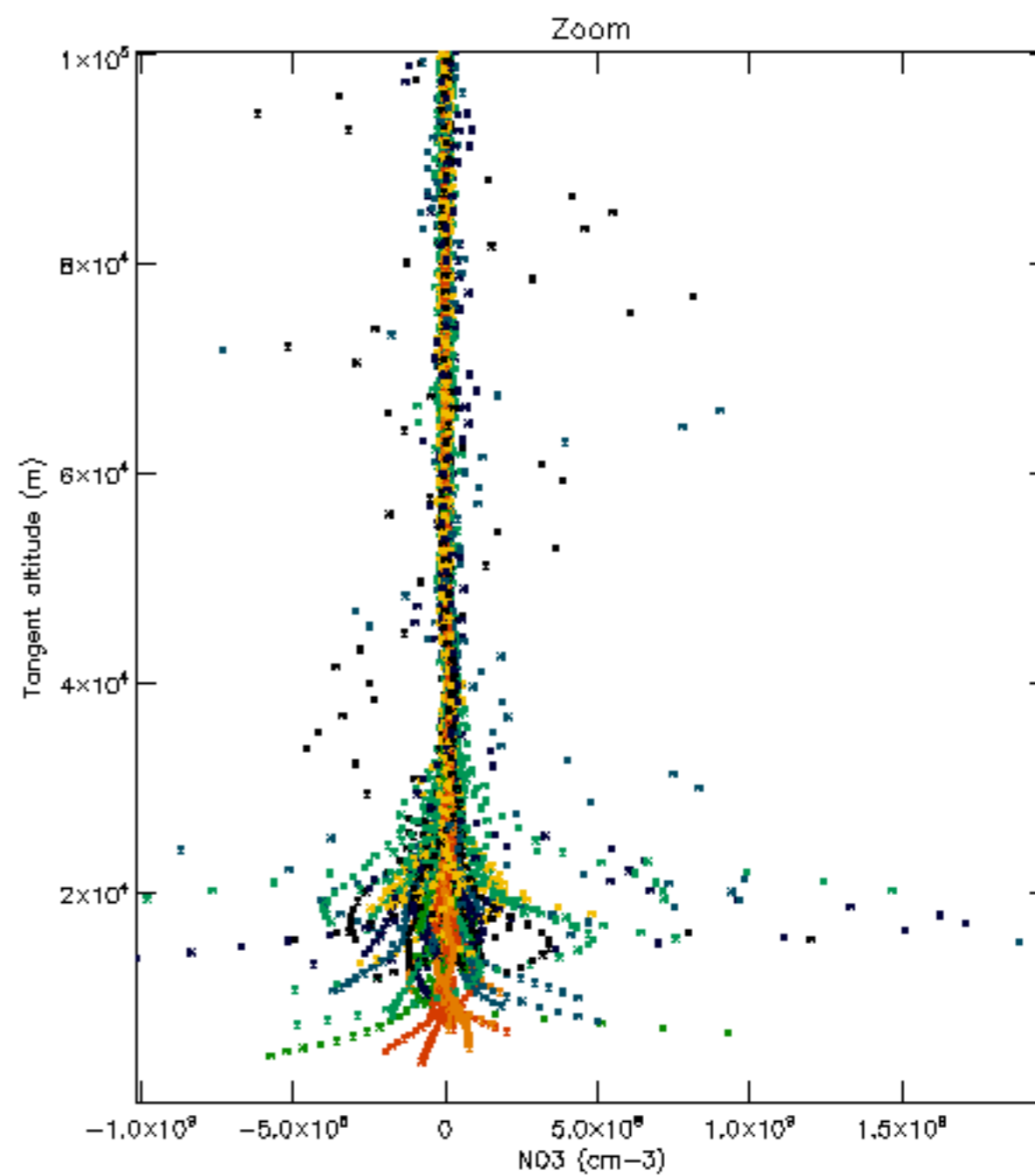
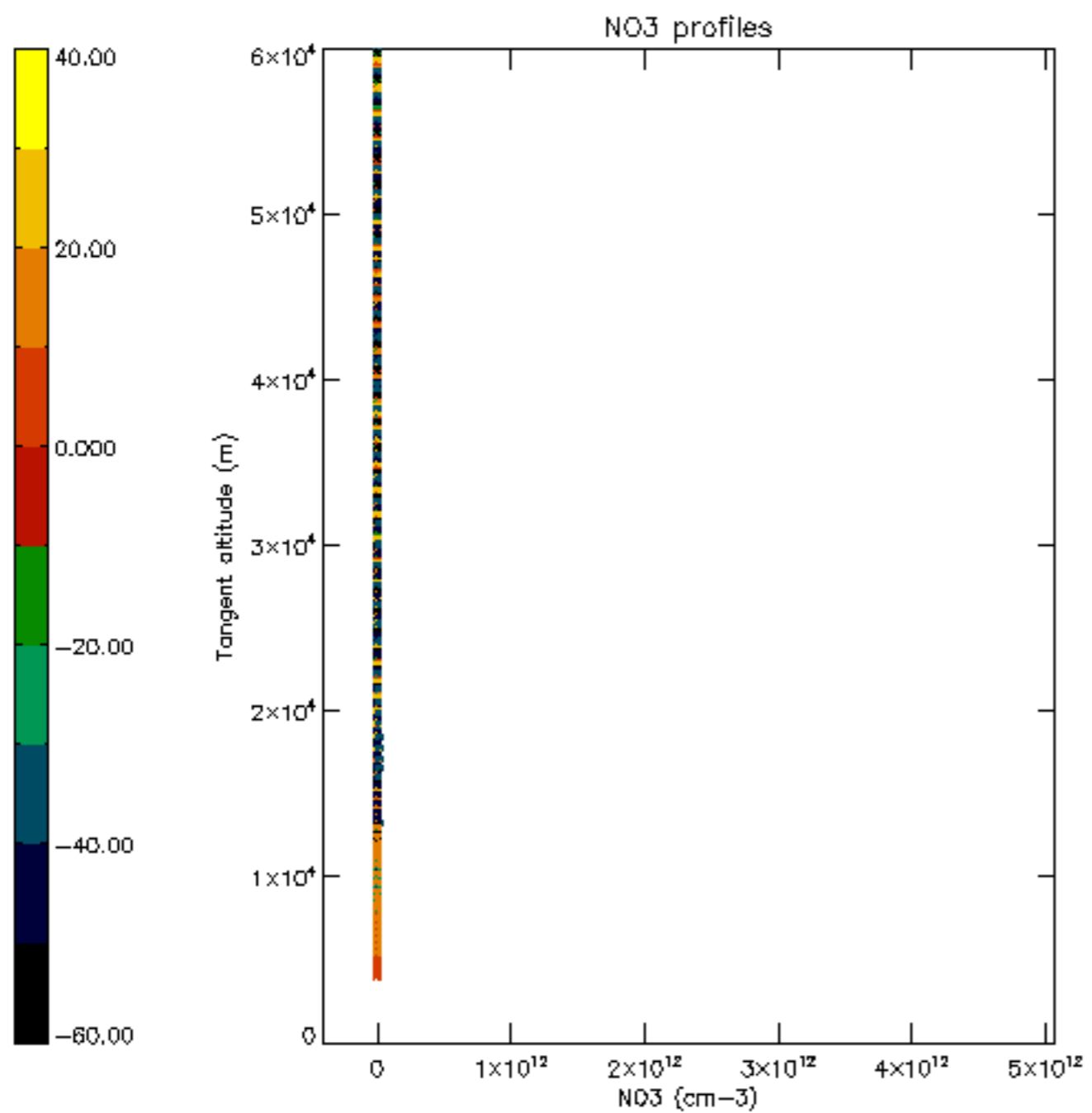


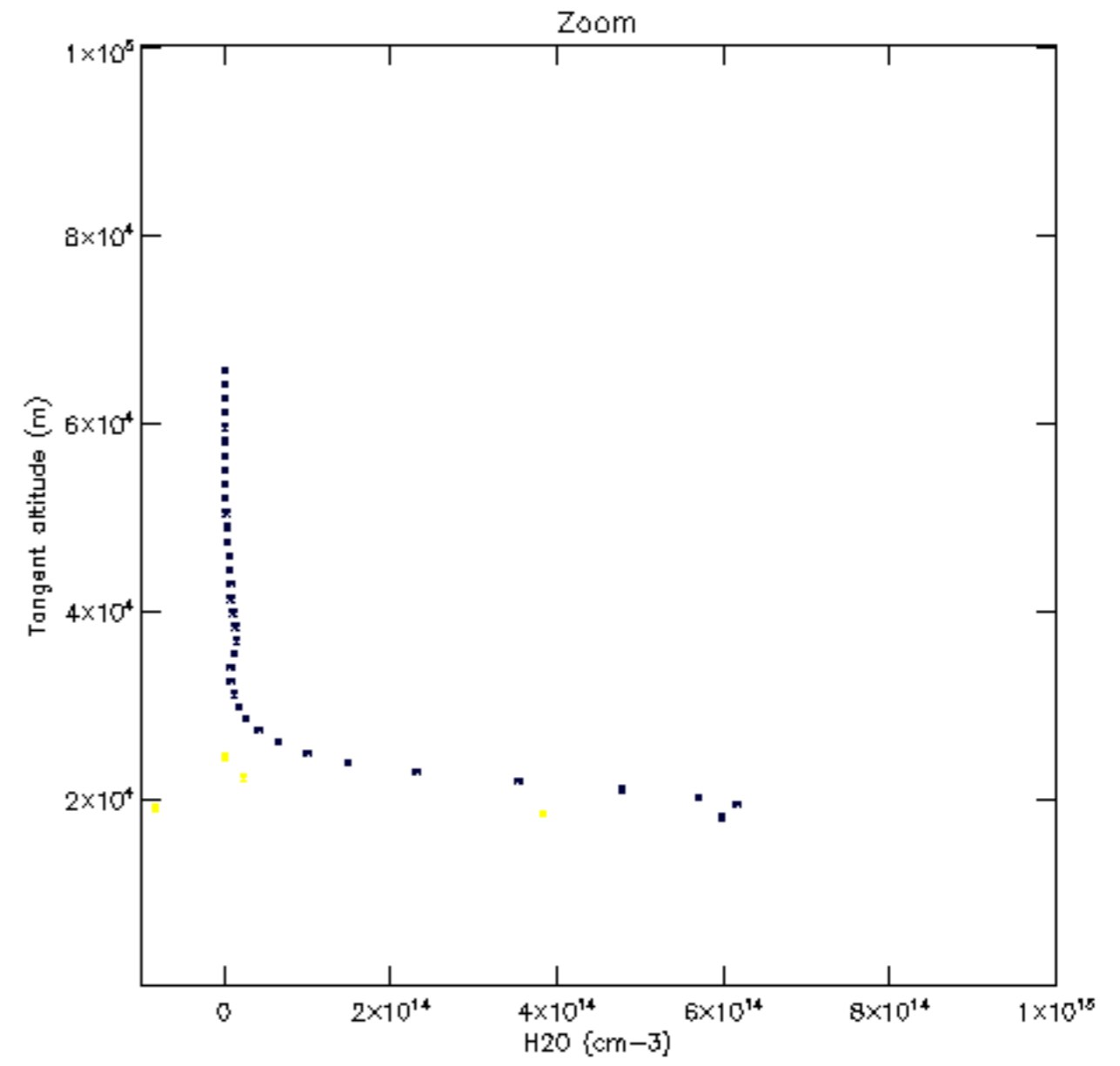
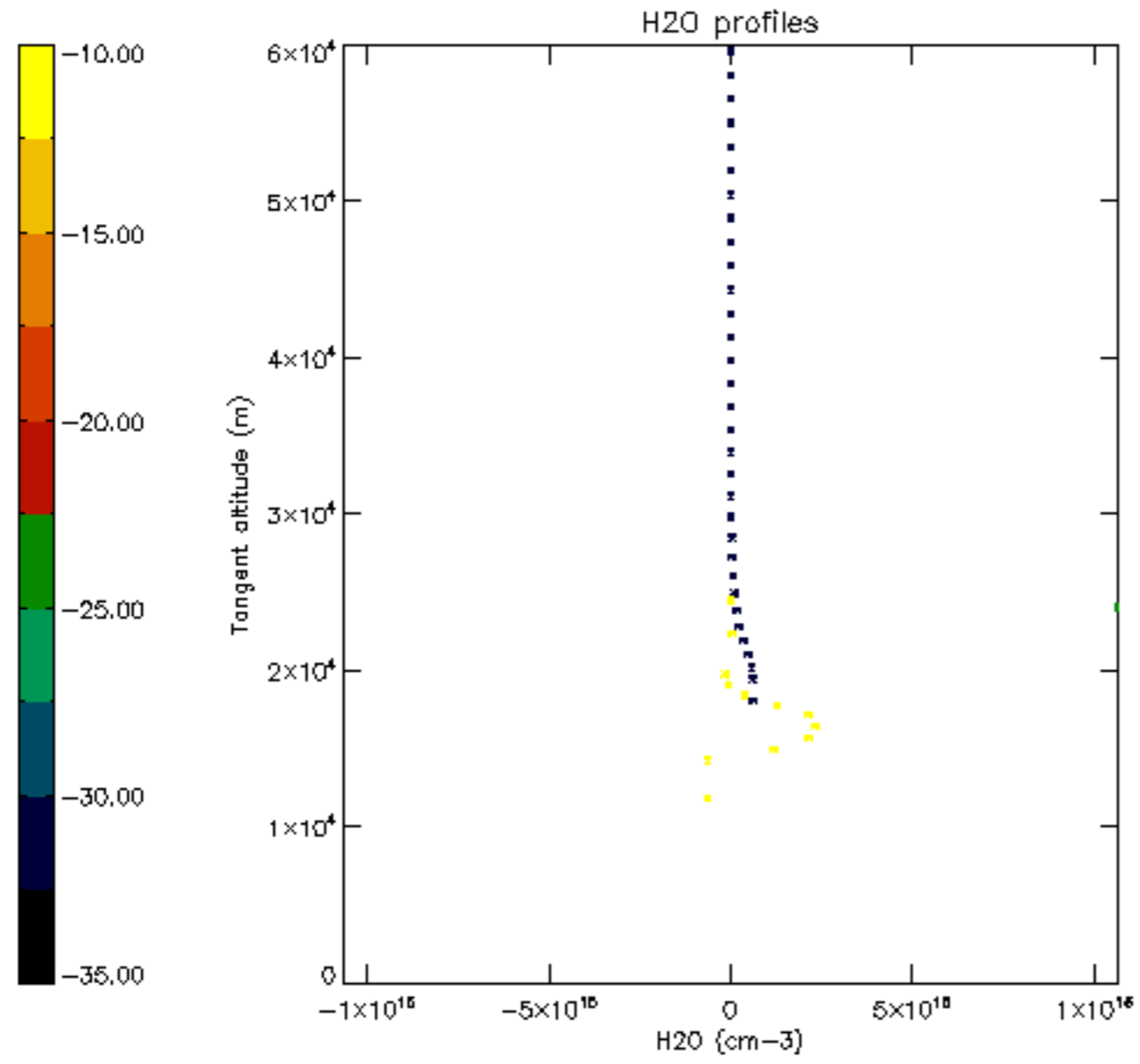


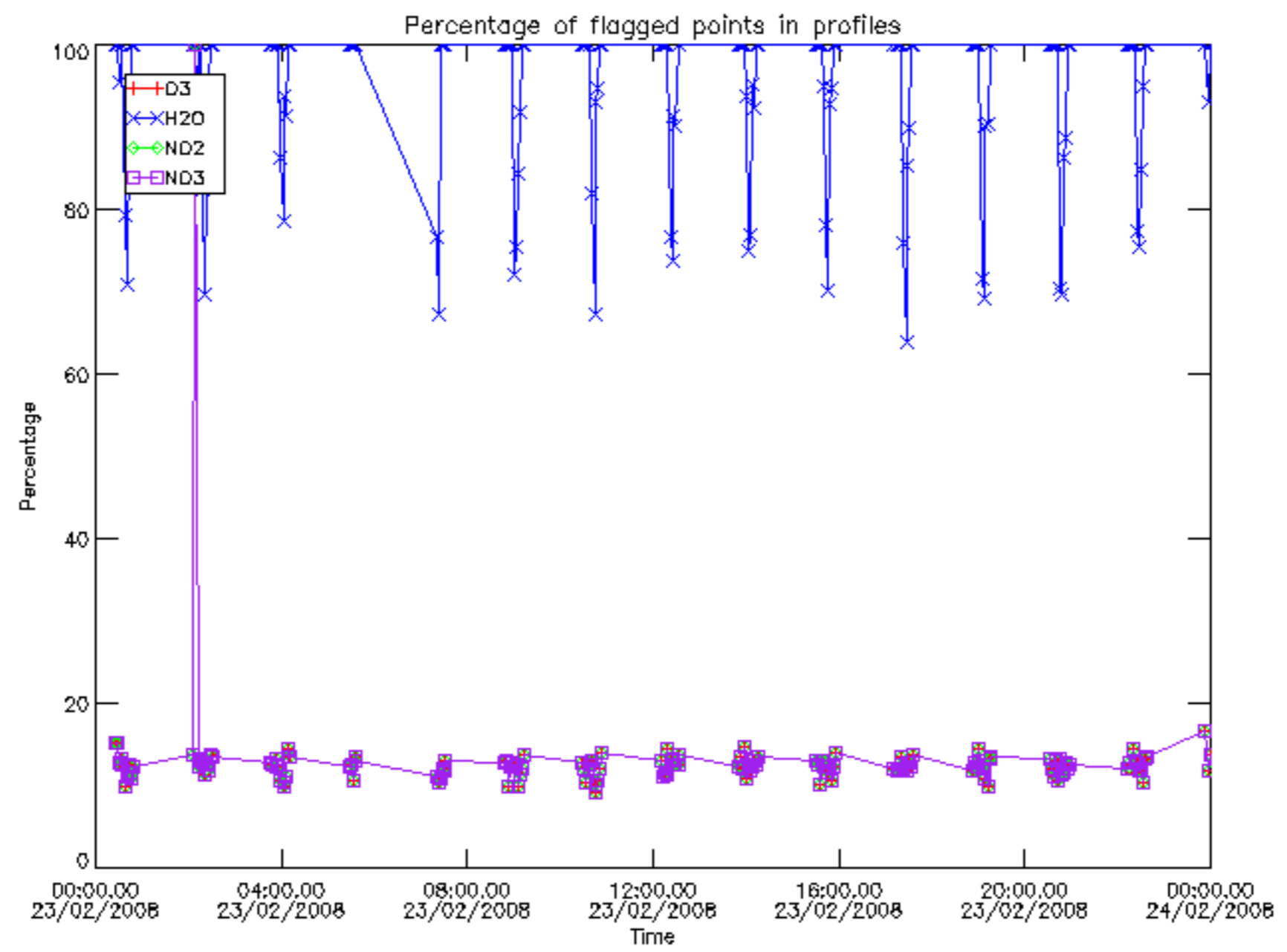




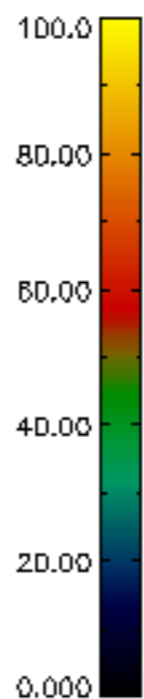
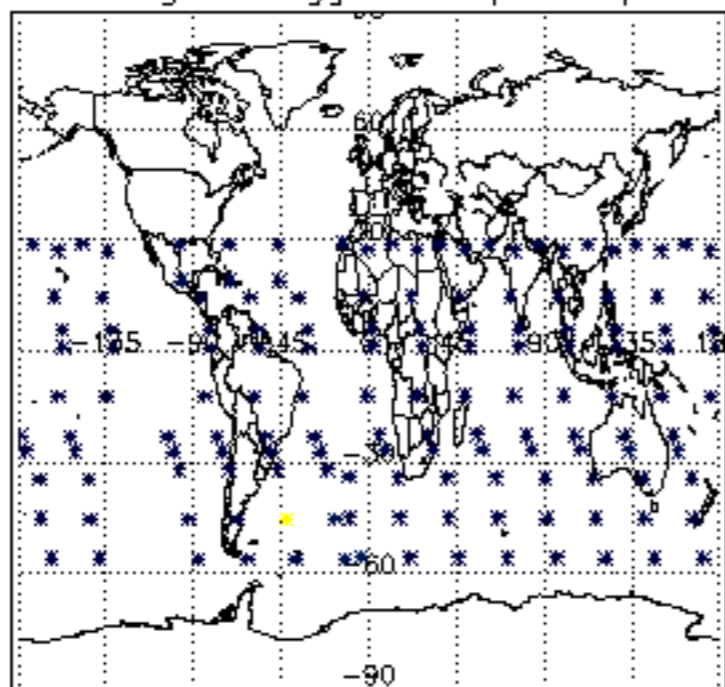




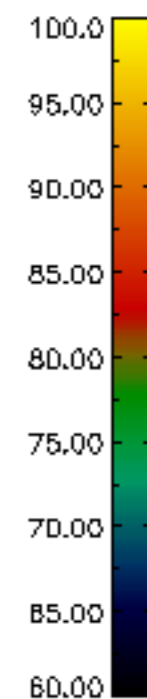
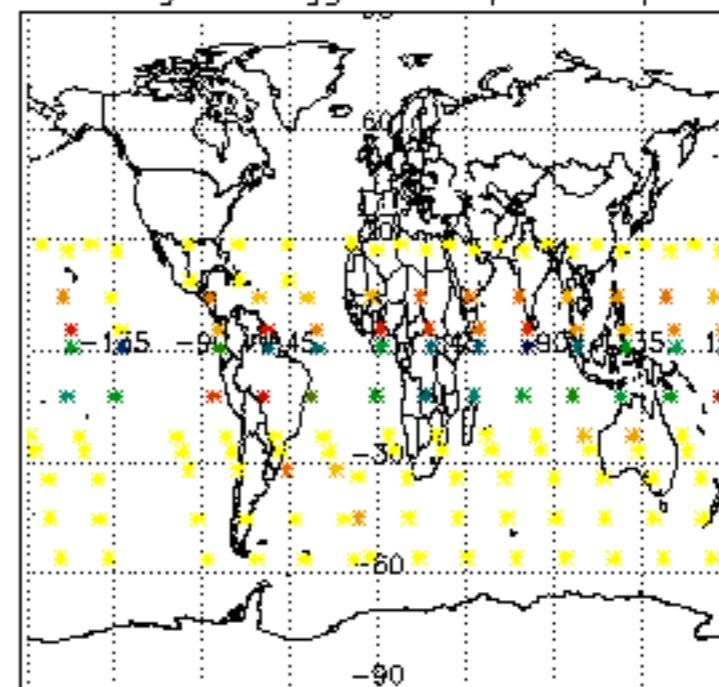




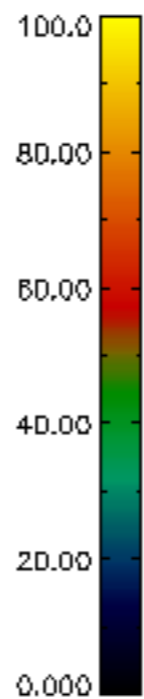
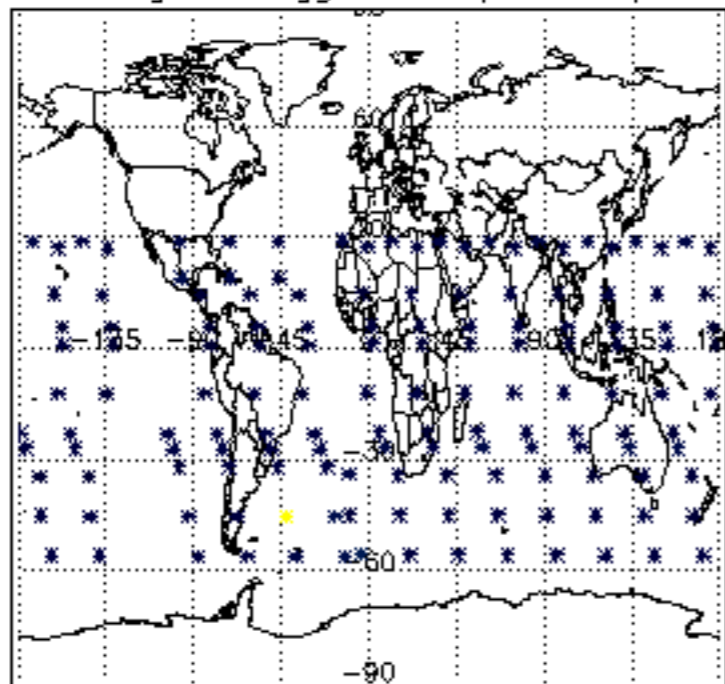
Percentage of flagged data per D3 profile



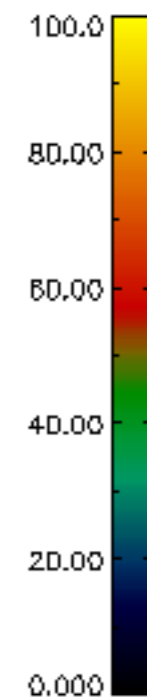
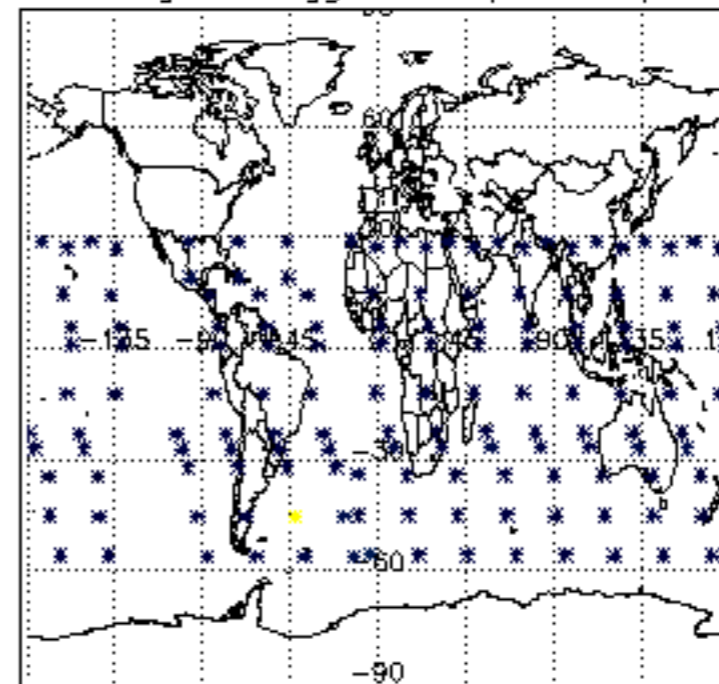
Percentage of flagged data per H2O profile

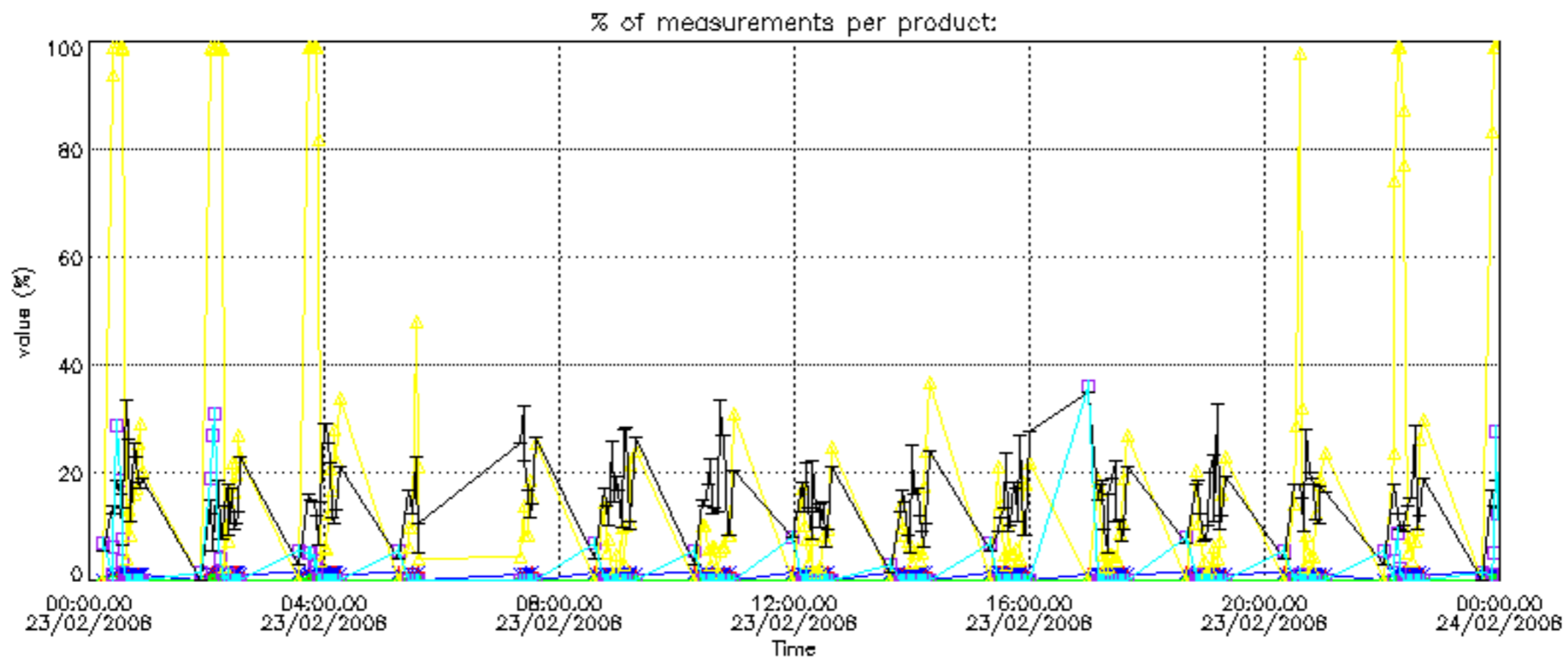


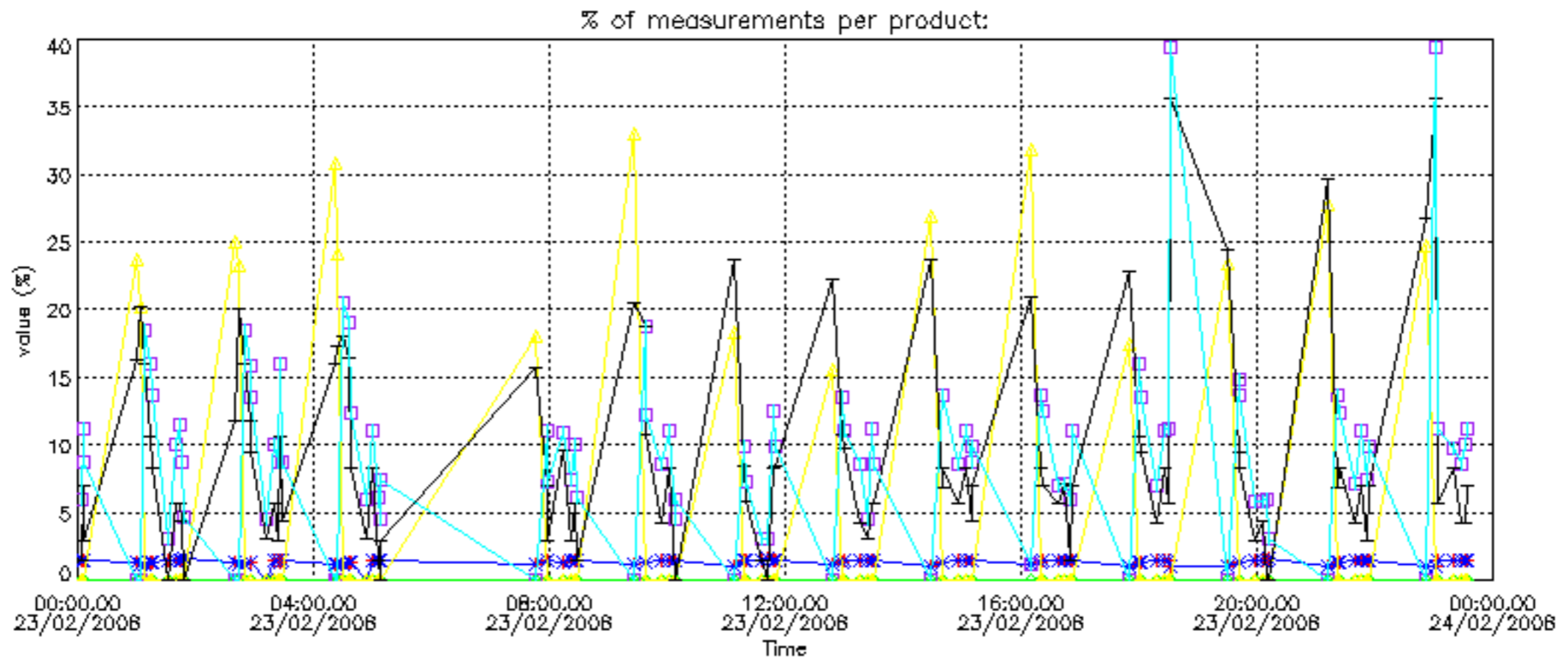
Percentage of flagged data per NO2 profile



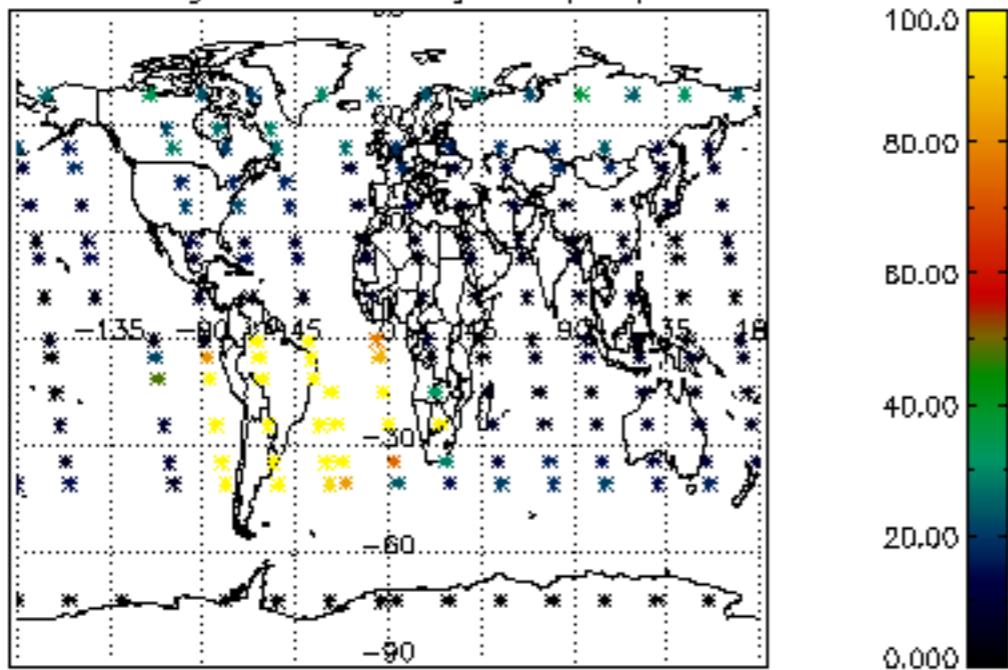
Percentage of flagged data per NO3 profile



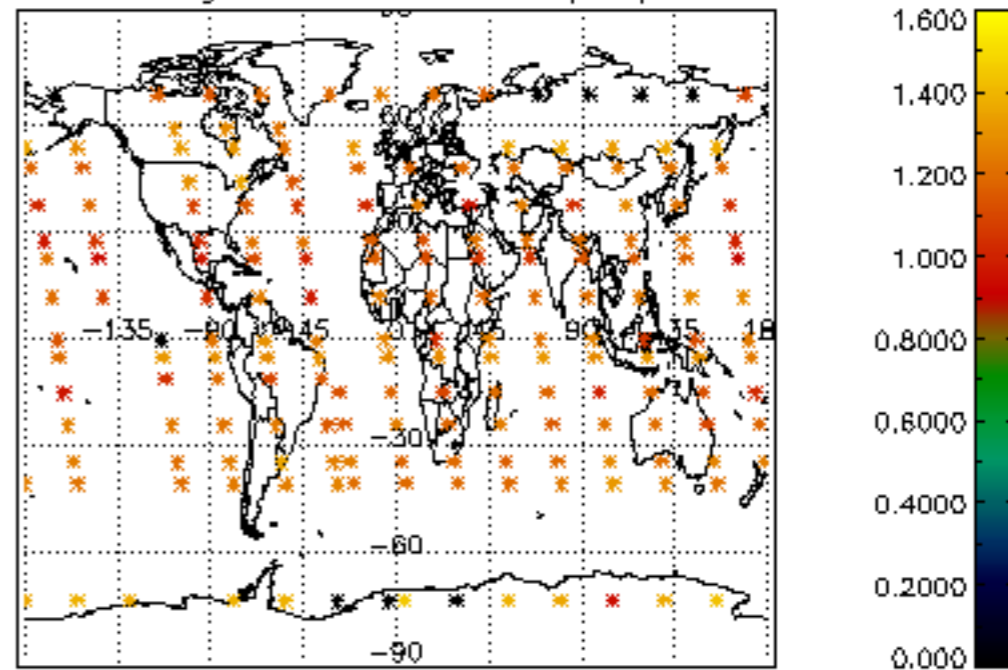




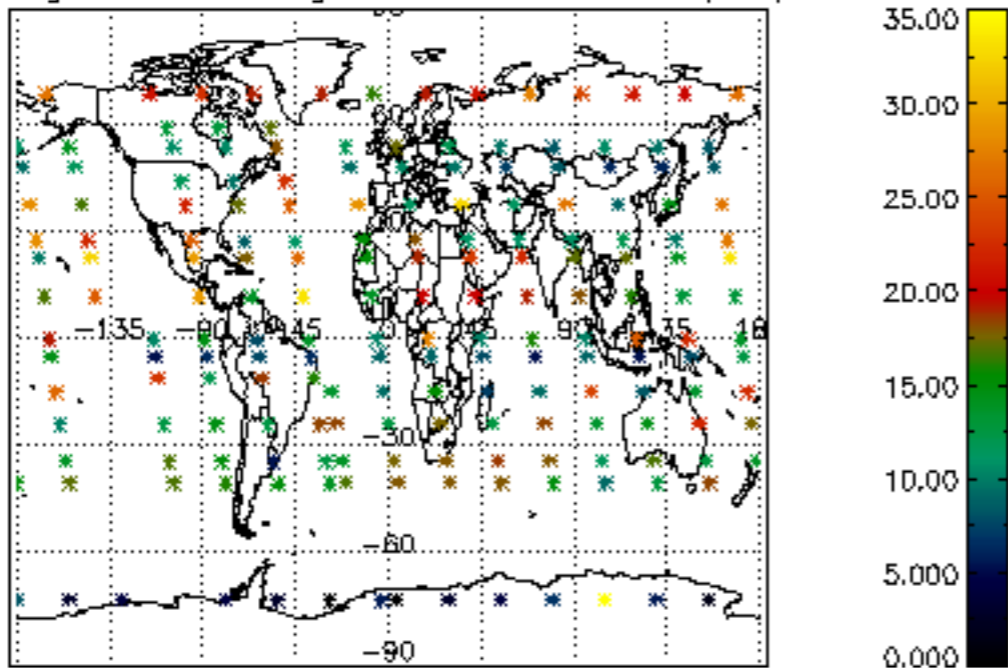
Percentage of cosmic ray hits per profile



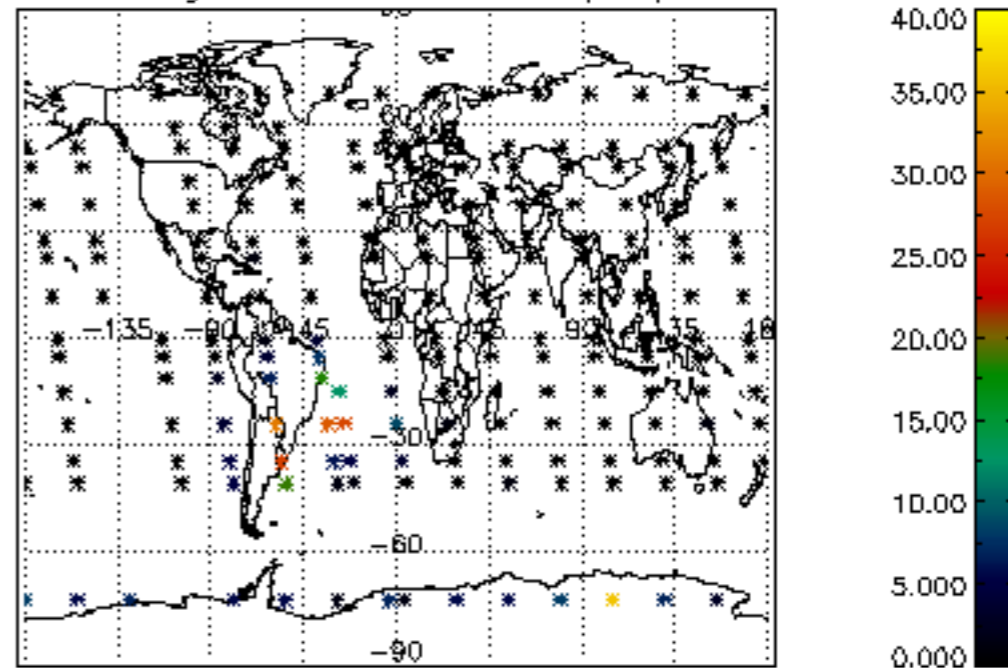
Percentage of datation errors per profile



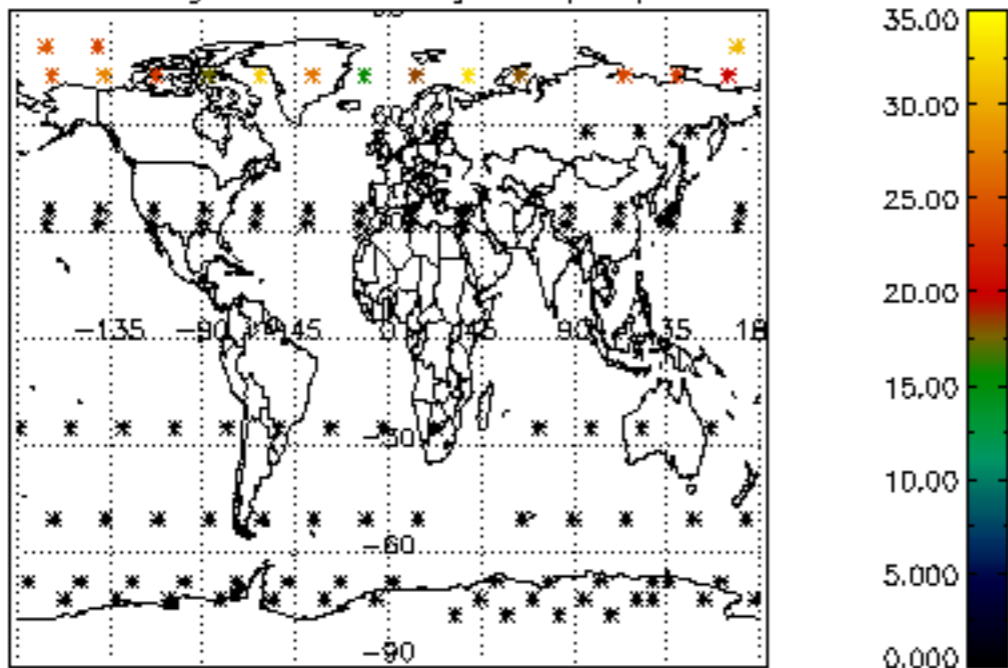
Percentage of star falling outside central band per profile



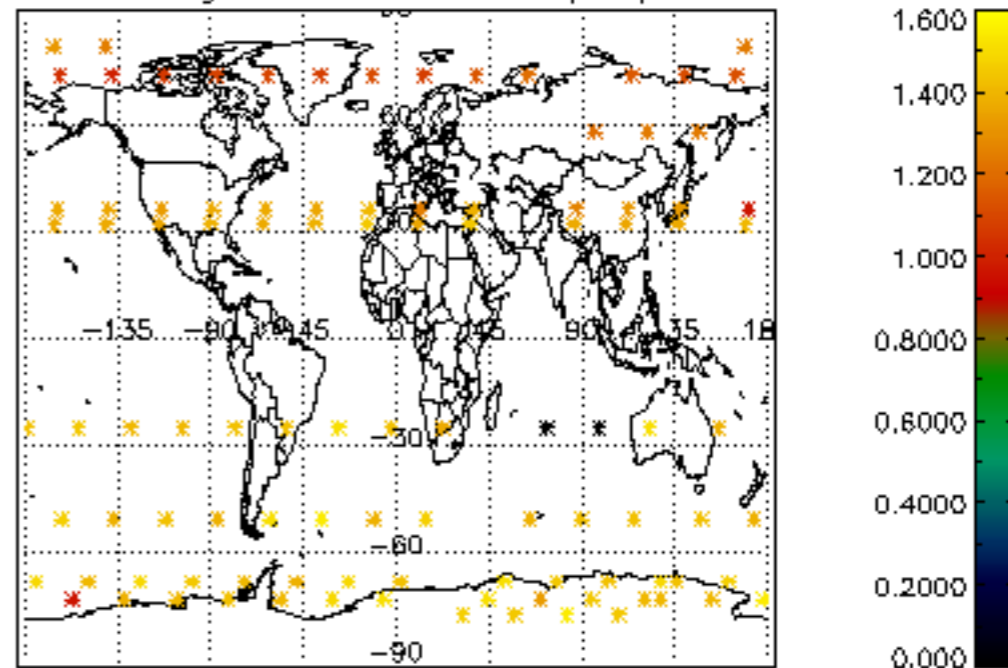
Percentage of saturation errors per profile



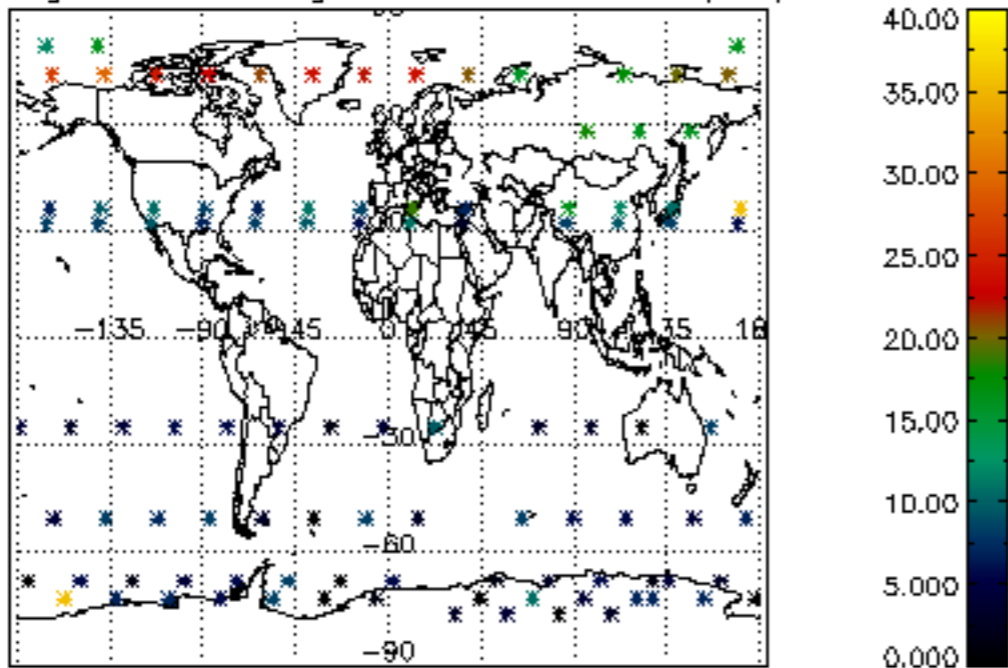
Percentage of cosmic ray hits per profile



Percentage of datation errors per profile



Percentage of star falling outside central band per profile



Percentage of saturation errors per profile

