

# GOMOS Level 2 Daily Report

## SUMMARY

### [1. General Info](#)

### [2. Summary of processed GOM\\_NL\\_2P products](#)

### [3. Level 2 Quality information per product](#)

#### [3.1 Plot of level 2 quality information per product \(time dependant\)](#)

#### [3.2 Plot of level 2 quality information per product \(world map\)](#)

### [4. Level 1 Quality information per product \(stored on level 2 products\)](#)

#### [4.1 Plot of level 1 quality information per product \(time dependant\)](#)

##### [4.1.1 Plot of level 1 quality information per product \(time dependant\): ASCENDING](#)

##### [4.1.2 Plot of level 1 quality information per product \(time dependant\): DESCENDING](#)

#### [4.2 Plot of level 1 quality information per product \(world map\)](#)

##### [4.2.1 Plot of level 1 quality information per product \(world map\): ASCENDING](#)

##### [4.2.2 Plot of level 1 quality information per product \(world map\): DESCENDING](#)

### [5. Ozone profiles based on quality statistics and other trace gas profiles](#)

#### [5.1 Ozone statistics based on quality of products](#)

#### [5.2 Plot ozone profiles for all STD \(dark without errors\)](#)

#### [5.3 Plot ozone profiles where STD < 20% \(dark without errors\)](#)

#### [5.4. Plot ozone profiles where STD < 10% \(dark without errors\)](#)

#### [5.5. Plot ozone profiles where STD < 5% \(dark without errors\)](#)

#### [5.6 Plot NO2 profiles for all STD \(dark without errors\)](#)

#### [5.7 Plot NO3 profiles for all STD \(dark without errors\)](#)

#### [5.8 Plot H2O profiles \(only for occultations of stars 1,2,3,4,13,14,16,26,63 dark without errors\) for all STD](#)

### [6. Auxiliary Data Files used for the production reported in section 2](#)

This report presents the daily analysis on parameters extracted from GOMOS level 2 data (GOM\_NL\_\_2P). It is intended to monitor some important parameters that will impact the quality of these products. A list of level 2 products (and content) that have arrived during the reporting day to the PCF is also given.

Item	Value
Time of report generation	25APR2013 10:27:57
Data source version	GOMOS/6.01
Start time of products	15-02-2008 (15FEB2008 00:00:00)
Stop time of products	16-02-2008 (16FEB2008 00:00:00)
Store outputs in DB	Yes
Nb of level 2 prods	295
Nb of prods with errors	0

## 2. Summary of processed GOM\_NL\_\_2P products.

Nr	Filename	UTC Start time	Limb	Duration	Star Id	Star Name	Star Mag	Star Temp	Nb Meas	Orbit	Prod. error
1	GOM_NL__2PRFIN20080215_000028_000000382066_00045_31161_5824.N1	15-FEB-2008 00:00:28	Dark	38.000	71	lot Car	2.2460	7700.0	76	31161	No
2	GOM_NL__2PRFIN20080215_000206_000000402066_00045_31161_5825.N1	15-FEB-2008 00:02:06	Dark	39.500	46	Del Vel	1.9540	10600.	79	31161	No
3	GOM_NL__2PRFIN20080215_000429_000000392066_00045_31161_5826.N1	15-FEB-2008 00:04:29	Straylight	39.000	34	Gam2Vel	1.7930	23000.	78	31161	No
4	GOM_NL__2PRFIN20080215_000634_000000372066_00045_31161_5827.N1	15-FEB-2008 00:06:34	Straylight	37.000	70	Zet Pup	2.2460	39000.	74	31161	No
5	GOM_NL__2PRFIN20080215_001051_000000382066_00045_31161_5828.N1	15-FEB-2008 00:10:51	Straylight	38.000	132	15Rho Pup	2.8030	6900.0	76	31161	No
6	GOM_NL__2PRFIN20080215_001919_000000502066_00045_31161_5829.N1	15-FEB-2008 00:19:19	Bright	49.500	8	10Alp CMi	0.40000	6500.0	99	31161	No
7	GOM_NL__2PRFIN20080215_002537_000000392066_00045_31161_5830.N1	15-FEB-2008 00:25:37	Bright	38.500	17	78Bet Gem	1.1610	4500.0	77	31161	No
8	GOM_NL__2PRFIN20080215_004300_000000332066_00045_31161_5831.N1	15-FEB-2008 00:43:00	Bright	32.500	49	1Alp UMi	1.9900	6300.0	65	31161	No
9	GOM_NL__2PRFIN20080215_004955_000000362066_00045_31161_5832.N1	15-FEB-2008 00:49:55	Bright	36.000	89	5Alp Cep	2.4510	8000.0	72	31161	No
10	GOM_NL__2PRFIN20080215_005502_000000352066_00045_31161_5833.N1	15-FEB-2008 00:55:02	Bright	35.000	19	50Alp Cyg	1.2460	10500.	70	31161	No
11	GOM_NL__2PRFIN20080215_005639_000000352066_00045_31161_5834.N1	15-FEB-2008 00:56:39	Bright	34.500	66	37Gam Cyg	2.2080	5900.0	69	31161	No
12	GOM_NL__2PRFIN20080215_010451_000000342066_00045_31161_5835.N1	15-FEB-2008 01:04:51	Bright	34.000	168	17Zet Aql	2.9860	11000.	68	31161	No
13	GOM_NL__2PRFIN20080215_011603_000000372066_00045_31161_5836.N1	15-FEB-2008 01:16:03	Twilight	37.000	57	34Sig Sgr	2.0660	26000.	74	31161	No
14	GOM_NL__2PRFIN20080215_011848_000000402066_00045_31161_5837.N1	15-FEB-2008 01:18:48	Dark	40.000	38	20Eps Sgr	1.8360	11000.	80	31161	No
15	GOM_NL__2PRFIN20080215_012211_000000432066_00045_31161_5838.N1	15-FEB-2008 01:22:11	Dark	43.000	40	The Sco	1.8590	7100.0	86	31161	No
16	GOM_NL__2PRFIN20080215_012358_000000382066_00045_31161_5839.N1	15-FEB-2008 01:23:58	Dark	38.000	147	Alp Ara	2.8770	26000.	76	31161	No
17	GOM_NL__2PRFIN20080215_012525_000000382066_00045_31161_5840.N1	15-FEB-2008 01:25:25	Dark	38.000	141	Bet Ara	2.8400	4600.0	76	31161	No
18	GOM_NL__2PRFIN20080215_013132_000000432066_00046_31162_5840.N1	15-FEB-2008 01:31:32	Dark	43.000	4	Alp1Cen	-0.010000	5800.0	86	31162	No
19	GOM_NL__2PRFIN20080215_013251_000000412066_00046_31162_5841.N1	15-FEB-2008 01:32:51	Dark	41.000	10	Bet Cen	0.61000	28000.	82	31162	No
20	GOM_NL__2PRFIN20080215_013557_000000402066_00046_31162_5842.N1	15-FEB-2008 01:35:57	Dark	39.500	12	Alp1Cru	0.77500	30000.	79	31162	No
21	GOM_NL__2PRFIN20080215_013827_000000382066_00046_31162_5843.N1	15-FEB-2008 01:38:27	Dark	38.000	29	Bet Car	1.6720	10200.	76	31162	No
22	GOM_NL__2PRFIN20080215_014104_000000412066_00046_31162_5844.N1	15-FEB-2008 01:41:04	Dark	40.500	71	lot Car	2.2460	7700.0	81	31162	No
23	GOM_NL__2PRFIN20080215_014242_000000382066_00046_31162_5845.N1	15-FEB-2008 01:42:42	Dark	38.000	46	Del Vel	1.9540	10600.	76	31162	No
24	GOM_NL__2PRFIN20080215_014505_000000382066_00046_31162_5846.N1	15-FEB-2008 01:45:05	Straylight	37.500	34	Gam2Vel	1.7930	23000.	75	31162	No
25	GOM_NL__2PRFIN20080215_014710_000000392066_00046_31162_5847.N1	15-FEB-2008 01:47:10	Straylight	38.500	70	Zet Pup	2.2460	39000.	77	31162	No
26	GOM_NL__2PRFIN20080215_015127_000000412066_00046_31162_5848.N1	15-FEB-2008 01:51:27	Straylight	40.500	132	15Rho Pup	2.8030	6900.0	81	31162	No
27	GOM_NL__2PRFIN20080215_015955_000000512066_00046_31162_5849.N1	15-FEB-2008 01:59:55	Bright	50.500	8	10Alp CMi	0.40000	6500.0	101	31162	No
28	GOM_NL__2PRFIN20080215_020613_000000362066_00046_31162_5850.N1	15-FEB-2008 02:06:13	Bright	36.000	17	78Bet Gem	1.1610	4500.0	72	31162	No
29	GOM_NL__2PRFIN20080215_022336_000000332066_00046_31162_5851.N1	15-FEB-2008 02:23:36	Bright	33.000	49	1Alp UMi	1.9900	6300.0	66	31162	No
30	GOM_NL__2PRFIN20080215_023031_000000352066_00046_31162_5852.N1	15-FEB-2008 02:30:31	Bright	35.000	89	5Alp Cep	2.4510	8000.0	70	31162	No
31	GOM_NL__2PRFIN20080215_023538_000000362066_00046_31162_5853.N1	15-FEB-2008 02:35:38	Bright	36.000	19	50Alp Cyg	1.2460	10500.	72	31162	No
32	GOM_NL__2PRFIN20080215_023715_000000352066_00046_31162_5854.N1	15-FEB-2008 02:37:15	Bright	34.500	66	37Gam Cyg	2.2080	5900.0	69	31162	No
33	GOM_NL__2PRFIN20080215_024527_000000352066_00046_31162_5855.N1	15-FEB-2008 02:45:27	Bright	34.500	168	17Zet Aql	2.9860	11000.	69	31162	No
34	GOM_NL__2PRFIN20080215_025639_000000422066_00046_31162_5856.N1	15-FEB-2008 02:56:39	Twilight	41.500	57	34Sig Sgr	2.0660	26000.	83	31162	No
35	GOM_NL__2PRFIN20080215_025924_000000412066_00046_31162_5857.N1	15-FEB-2008 02:59:24	Dark	40.500	38	20Eps Sgr	1.8360	11000.	81	31162	No
36	GOM_NL__2PRFIN20080215_030130_000000452066_00046_31162_5858.N1	15-FEB-2008 03:01:30	Dark	44.500	25	35Lam Sco	1.6200	28000.	89	31162	No
37	GOM_NL__2PRFIN20080215_030248_000000442066_00046_31162_5859.N1	15-FEB-2008 03:02:48	Dark	44.000	40	The Sco	1.8590	7100.0	88	31162	No
38	GOM_NL__2PRFIN20080215_030434_000000382066_00046_31162_5860.N1	15-FEB-2008 03:04:34	Dark	37.500	147	Alp Ara	2.8770	26000.	75	31162	No
39	GOM_NL__2PRFIN20080215_030601_000000392066_00046_31162_5861.N1	15-FEB-2008 03:06:01	Dark	38.500	141	Bet Ara	2.8400	4600.0	77	31162	No
40	GOM_NL__2PRFIN20080215_031209_000000422066_00047_31163_5850.N1	15-FEB-2008 03:12:09	Dark	41.500	4	Alp1Cen	-0.010000	5800.0	83	31163	No
41	GOM_NL__2PRFIN20080215_031327_000000432066_00047_31163_5851.N1	15-FEB-2008 03:13:27	Dark	42.500	10	Bet Cen	0.61000	28000.	85	31163	No
42	GOM_NL__2PRFIN20080215_031633_000000432066_00047_31163_5852.N1	15-FEB-2008 03:16:33	Dark	43.000	12	Alp1Cru	0.77500	30000.	86	31163	No

43	GOM_NL__2PRFIN20080215_031904_000000362066_00047_31163_5853.N1	15-FEB-2008 03:19:04	Dark	36.000	29	Bet Car	1.6720	10200.	72	31163	No
44	GOM_NL__2PRFIN20080215_032140_000000382066_00047_31163_5854.N1	15-FEB-2008 03:21:40	Dark	37.500	71	lot Car	2.2460	7700.0	75	31163	No
45	GOM_NL__2PRFIN20080215_032318_000000402066_00047_31163_5855.N1	15-FEB-2008 03:23:18	Dark	40.000	46	Del Vel	1.9540	10600.	80	31163	No
46	GOM_NL__2PRFIN20080215_032542_000000412066_00047_31163_5856.N1	15-FEB-2008 03:25:42	Straylight	41.000	34	Gam2Vel	1.7930	23000.	82	31163	No
47	GOM_NL__2PRFIN20080215_032746_000000402066_00047_31163_5857.N1	15-FEB-2008 03:27:46	Straylight	40.000	70	Zet Pup	2.2460	39000.	80	31163	No
48	GOM_NL__2PRFIN20080215_033204_000000412066_00047_31163_5858.N1	15-FEB-2008 03:32:04	Straylight	41.000	132	15Rho Pup	2.8030	6900.0	82	31163	No
49	GOM_NL__2PRFIN20080215_034031_000000432066_00047_31163_5859.N1	15-FEB-2008 03:40:31	Bright	43.000	8	10Alp CMI	0.40000	6500.0	86	31163	No
50	GOM_NL__2PRFIN20080215_034649_000000372066_00047_31163_5860.N1	15-FEB-2008 03:46:49	Bright	37.000	17	78Bet Gem	1.1610	4500.0	74	31163	No
51	GOM_NL__2PRFIN20080215_040412_000000352066_00047_31163_5861.N1	15-FEB-2008 04:04:12	Bright	35.000	49	1Alp UMi	1.9900	6300.0	70	31163	No
52	GOM_NL__2PRFIN20080215_041107_000000362066_00047_31163_5862.N1	15-FEB-2008 04:11:07	Bright	36.000	89	5Alp Cep	2.4510	8000.0	72	31163	No
53	GOM_NL__2PRFIN20080215_041614_000000342066_00047_31163_5863.N1	15-FEB-2008 04:16:14	Bright	34.000	19	50Alp Cyg	1.2460	10500.	68	31163	No
54	GOM_NL__2PRFIN20080215_041751_000000352066_00047_31163_5864.N1	15-FEB-2008 04:17:51	Bright	35.000	66	37Gam Cyg	2.2080	5900.0	70	31163	No
55	GOM_NL__2PRFIN20080215_042603_000000342066_00047_31163_5865.N1	15-FEB-2008 04:26:03	Bright	33.500	168	17Zet Aql	2.9860	11000.	67	31163	No
56	GOM_NL__2PRFIN20080215_043716_000000402066_00047_31163_5866.N1	15-FEB-2008 04:37:16	Twilight	39.500	57	34Sig Sgr	2.0660	26000.	79	31163	No
57	GOM_NL__2PRFIN20080215_044001_000000422066_00047_31163_5867.N1	15-FEB-2008 04:40:01	Dark	41.500	38	20Eps Sgr	1.8360	11000.	83	31163	No
58	GOM_NL__2PRFIN20080215_044207_000000442066_00047_31163_5868.N1	15-FEB-2008 04:42:07	Dark	43.500	25	35Lam Sco	1.6200	28000.	87	31163	No
59	GOM_NL__2PRFIN20080215_044324_000000442066_00047_31163_5869.N1	15-FEB-2008 04:43:24	Dark	44.000	40	The Sco	1.8590	7100.0	88	31163	No
60	GOM_NL__2PRFIN20080215_044510_000000372066_00047_31163_5870.N1	15-FEB-2008 04:45:10	Dark	36.500	147	Alp Ara	2.8770	26000.	73	31163	No
61	GOM_NL__2PRFIN20080215_044638_000000422066_00047_31163_5871.N1	15-FEB-2008 04:46:38	Dark	41.500	141	Bet Ara	2.8400	4600.0	83	31163	No
62	GOM_NL__2PRFIN20080215_045245_000000542066_00048_31164_5861.N1	15-FEB-2008 04:52:45	Dark	53.500	4	Alp1Cen	-0.010000	5800.0	107	31164	No
63	GOM_NL__2PRFIN20080215_045404_000000422066_00048_31164_5862.N1	15-FEB-2008 04:54:04	Dark	41.500	10	Bet Cen	0.61000	28000.	83	31164	No
64	GOM_NL__2PRFIN20080215_045710_000000452066_00048_31164_5863.N1	15-FEB-2008 04:57:10	Dark	45.000	12	Alp1Cru	0.77500	30000.	90	31164	No
65	GOM_NL__2PRFIN20080215_045940_000000372066_00048_31164_5864.N1	15-FEB-2008 04:59:40	Dark	37.000	29	Bet Car	1.6720	10200.	74	31164	No
66	GOM_NL__2PRFIN20080215_050217_000000392066_00048_31164_5865.N1	15-FEB-2008 05:02:17	Dark	38.500	71	lot Car	2.2460	7700.0	77	31164	No
67	GOM_NL__2PRFIN20080215_050354_000000392066_00048_31164_5866.N1	15-FEB-2008 05:03:54	Dark	39.000	46	Del Vel	1.9540	10600.	78	31164	No
68	GOM_NL__2PRFIN20080215_050618_000000422066_00048_31164_5867.N1	15-FEB-2008 05:06:18	Straylight	41.500	34	Gam2Vel	1.7930	23000.	83	31164	No
69	GOM_NL__2PRFIN20080215_050822_000000392066_00048_31164_5868.N1	15-FEB-2008 05:08:22	Straylight	38.500	70	Zet Pup	2.2460	39000.	77	31164	No
70	GOM_NL__2PRFIN20080215_051240_000000382066_00048_31164_5869.N1	15-FEB-2008 05:12:40	Straylight	38.000	132	15Rho Pup	2.8030	6900.0	76	31164	No
71	GOM_NL__2PRFIN20080215_052108_000000482066_00048_31164_5870.N1	15-FEB-2008 05:21:08	Bright	47.500	8	10Alp CMI	0.40000	6500.0	95	31164	No
72	GOM_NL__2PRFIN20080215_052725_000000382066_00048_31164_5871.N1	15-FEB-2008 05:27:25	Bright	38.000	17	78Bet Gem	1.1610	4500.0	76	31164	No
73	GOM_NL__2PRFIN20080215_054448_000000372066_00048_31164_5872.N1	15-FEB-2008 05:44:48	Bright	37.000	49	1Alp UMi	1.9900	6300.0	74	31164	No
74	GOM_NL__2PRFIN20080215_055143_000000362066_00048_31164_5873.N1	15-FEB-2008 05:51:43	Bright	36.000	89	5Alp Cep	2.4510	8000.0	72	31164	No
75	GOM_NL__2PRFIN20080215_055650_000000372066_00048_31164_5874.N1	15-FEB-2008 05:56:50	Bright	36.500	19	50Alp Cyg	1.2460	10500.	73	31164	No
76	GOM_NL__2PRFIN20080215_055827_000000362066_00048_31164_5875.N1	15-FEB-2008 05:58:27	Bright	35.500	66	37Gam Cyg	2.2080	5900.0	71	31164	No
77	GOM_NL__2PRFIN20080215_060639_000000352066_00048_31164_5876.N1	15-FEB-2008 06:06:39	Bright	34.500	168	17Zet Aql	2.9860	11000.	69	31164	No
78	GOM_NL__2PRFIN20080215_061752_000000382066_00048_31164_5877.N1	15-FEB-2008 06:17:52	Twilight	38.000	57	34Sig Sgr	2.0660	26000.	76	31164	No
79	GOM_NL__2PRFIN20080215_062037_000000422066_00048_31164_5878.N1	15-FEB-2008 06:20:37	Dark	42.000	38	20Eps Sgr	1.8360	11000.	84	31164	No
80	GOM_NL__2PRFIN20080215_062244_000000442066_00048_31164_5879.N1	15-FEB-2008 06:22:44	Dark	43.500	25	35Lam Sco	1.6200	28000.	87	31164	No
81	GOM_NL__2PRFIN20080215_062401_000000432066_00048_31164_5880.N1	15-FEB-2008 06:24:01	Dark	43.000	40	The Sco	1.8590	7100.0	86	31164	No
82	GOM_NL__2PRFIN20080215_062547_000000392066_00048_31164_5881.N1	15-FEB-2008 06:25:47	Dark	38.500	147	Alp Ara	2.8770	26000.	77	31164	No
83	GOM_NL__2PRFIN20080215_062714_000000412066_00048_31164_5882.N1	15-FEB-2008 06:27:14	Dark	40.500	141	Bet Ara	2.8400	4600.0	81	31164	No
84	GOM_NL__2PRFIN20080215_063322_000000472066_00049_31165_5880.N1	15-FEB-2008 06:33:22	Dark	46.500	4	Alp1Cen	-0.010000	5800.0	93	31165	No
85	GOM_NL__2PRFIN20080215_063441_000000412066_00049_31165_5881.N1	15-FEB-2008 06:34:41	Dark	41.000	10	Bet Cen	0.61000	28000.	82	31165	No
86	GOM_NL__2PRFIN20080215_063746_000000412066_00049_31165_5882.N1	15-FEB-2008 06:37:46	Dark	41.000	12	Alp1Cru	0.77500	30000.	82	31165	No
87	GOM_NL__2PRFIN20080215_064016_000000382066_00049_31165_5883.N1	15-FEB-2008 06:40:16	Dark	38.000	29	Bet Car	1.6720	10200.	76	31165	No
88	GOM_NL__2PRFIN20080215_064253_000000392066_00049_31165_5884.N1	15-FEB-2008 06:42:53	Dark	39.000	71	lot Car	2.2460	7700.0	78	31165	No
89	GOM_NL__2PRFIN20080215_064431_000000402066_00049_31165_5885.N1	15-FEB-2008 06:44:31	Dark	40.000	46	Del Vel	1.9540	10600.	80	31165	No
90	GOM_NL__2PRFIN20080215_064654_000000412066_00049_31165_5886.N1	15-FEB-2008 06:46:54	Straylight	41.000	34	Gam2Vel	1.7930	23000.	82	31165	No
91	GOM_NL__2PRFIN20080215_064859_000000382066_00049_31165_5887.N1	15-FEB-2008 06:48:59	Straylight	38.000	70	Zet Pup	2.2460	39000.	76	31165	No
92	GOM_NL__2PRFIN20080215_065316_000000382066_00049_31165_5888.N1	15-FEB-2008 06:53:16	Straylight	37.500	132	15Rho Pup	2.8030	6900.0	75	31165	No
93	GOM_NL__2PRFIN20080215_084220_000000502066_00050_31166_5886.N1	15-FEB-2008 08:42:20	Bright	49.500	8	10Alp CMI	0.40000	6500.0	99	31166	No
94	GOM_NL__2PRFIN20080215_084837_000000392066_00050_31166_5887.N1	15-FEB-2008 08:48:37	Bright	38.500	17	78Bet Gem	1.1610	4500.0	77	31166	No
95	GOM_NL__2PRFIN20080215_090600_000000372066_00050_31166_5888.N1	15-FEB-2008 09:06:00	Bright	36.500	49	1Alp UMi	1.9900	6300.0	73	31166	No
96	GOM_NL__2PRFIN20080215_091256_000000372066_00050_31166_5889.N1	15-FEB-2008 09:12:56	Bright	36.500	89	5Alp Cep	2.4510	8000.0	73	31166	No
97	GOM_NL__2PRFIN20080215_091803_000000362066_00050_31166_5890.N1	15-FEB-2008 09:18:03	Bright	35.500	19	50Alp Cyg	1.2460	10500.	71	31166	No
98	GOM_NL__2PRFIN20080215_091940_000000352066_00050_31166_5891.N1	15-FEB-2008 09:19:40	Bright	34.500	66	37Gam Cyg	2.2080	5900.0	69	31166	No
99	GOM_NL__2PRFIN20080215_092752_000000342066_00050_31166_5892.N1	15-FEB-2008 09:27:52	Bright	34.000	168	17Zet Aql	2.9860	11000.	68	31166	No
100	GOM_NL__2PRFIN20080215_093904_000000422066_00050_31166_5893.N1	15-FEB-2008 09:39:04	Twilight	42.000	57	34Sig Sgr	2.0660	26000.	84	31166	No
101	GOM_NL__2PRFIN20080215_094150_000000392066_00050_31166_5894.N1	15-FEB-2008 09:41:50	Dark	38.500	38	20Eps Sgr	1.8360	11000.	77	31166	No

102	GOM_NL__2PRFIN20080215_094357_000000422066_00050_31166_5895.N1	15-FEB-2008 09:43:57	Dark	41.500	25	35Lam Sco	1.6200	28000.	83	31166	No
103	GOM_NL__2PRFIN20080215_094514_000000402066_00050_31166_5896.N1	15-FEB-2008 09:45:14	Dark	39.500	40	The Sco	1.8590	7100.0	79	31166	No
104	GOM_NL__2PRFIN20080215_094700_000000402066_00050_31166_5897.N1	15-FEB-2008 09:47:00	Dark	39.500	147	Alp Ara	2.8770	26000.	79	31166	No
105	GOM_NL__2PRFIN20080215_094827_000000432066_00050_31166_5898.N1	15-FEB-2008 09:48:27	Dark	42.500	141	Bet Ara	2.8400	4600.0	85	31166	No
106	GOM_NL__2PRFIN20080215_095435_000000562066_00051_31167_5908.N1	15-FEB-2008 09:54:35	Dark	55.500	4	Alp1Cen	-0.010000	5800.0	111	31167	No
107	GOM_NL__2PRFIN20080215_095554_000000512066_00051_31167_5909.N1	15-FEB-2008 09:55:54	Dark	50.500	10	Bet Cen	0.61000	28000.	101	31167	No
108	GOM_NL__2PRFIN20080215_095859_000000402066_00051_31167_5910.N1	15-FEB-2008 09:58:59	Dark	40.000	12	Alp1Cru	0.77500	30000.	80	31167	No
109	GOM_NL__2PRFIN20080215_100128_000000372066_00051_31167_5911.N1	15-FEB-2008 10:01:28	Dark	37.000	29	Bet Car	1.6720	10200.	74	31167	No
110	GOM_NL__2PRFIN20080215_100405_000000372066_00051_31167_5912.N1	15-FEB-2008 10:04:05	Dark	36.500	71	lot Car	2.2460	7700.0	73	31167	No
111	GOM_NL__2PRFIN20080215_100543_000000452066_00051_31167_5913.N1	15-FEB-2008 10:05:43	Dark	45.000	46	Del Vel	1.9540	10600.	90	31167	No
112	GOM_NL__2PRFIN20080215_100806_000000432066_00051_31167_5914.N1	15-FEB-2008 10:08:06	Straylight	42.500	34	Gam2Vel	1.7930	23000.	85	31167	No
113	GOM_NL__2PRFIN20080215_101011_000000412066_00051_31167_5915.N1	15-FEB-2008 10:10:11	Straylight	40.500	70	Zet Pup	2.2460	39000.	81	31167	No
114	GOM_NL__2PRFIN20080215_101428_000000402066_00051_31167_5916.N1	15-FEB-2008 10:14:28	Straylight	40.000	132	15Rho Pup	2.8030	6900.0	80	31167	No
115	GOM_NL__2PRFIN20080215_102256_000000502066_00051_31167_5917.N1	15-FEB-2008 10:22:56	Bright	50.000	8	10Alp CMi	0.40000	6500.0	100	31167	No
116	GOM_NL__2PRFIN20080215_102913_000000392066_00051_31167_5918.N1	15-FEB-2008 10:29:13	Bright	38.500	17	78Bet Gem	1.1610	4500.0	77	31167	No
117	GOM_NL__2PRFIN20080215_104636_000000362066_00051_31167_5919.N1	15-FEB-2008 10:46:36	Bright	35.500	49	1Alp UMi	1.9900	6300.0	71	31167	No
118	GOM_NL__2PRFIN20080215_105332_000000362066_00051_31167_5920.N1	15-FEB-2008 10:53:32	Bright	35.500	89	5Alp Cep	2.4510	8000.0	71	31167	No
119	GOM_NL__2PRFIN20080215_105839_000000342066_00051_31167_5921.N1	15-FEB-2008 10:58:39	Bright	34.000	19	50Alp Cyg	1.2460	10500.	68	31167	No
120	GOM_NL__2PRFIN20080215_110016_000000352066_00051_31167_5922.N1	15-FEB-2008 11:00:16	Bright	34.500	66	37Gam Cyg	2.2080	5900.0	69	31167	No
121	GOM_NL__2PRFIN20080215_110828_000000342066_00051_31167_5923.N1	15-FEB-2008 11:08:28	Bright	34.000	168	17Zet Aql	2.9860	11000.	68	31167	No
122	GOM_NL__2PRFIN20080215_111940_000000392066_00051_31167_5924.N1	15-FEB-2008 11:19:40	Twilight	38.500	57	34Sig Sgr	2.0660	26000.	77	31167	No
123	GOM_NL__2PRFIN20080215_112226_000000412066_00051_31167_5925.N1	15-FEB-2008 11:22:26	Dark	40.500	38	20Eps Sgr	1.8360	11000.	81	31167	No
124	GOM_NL__2PRFIN20080215_112433_000000432066_00051_31167_5926.N1	15-FEB-2008 11:24:33	Dark	43.000	25	35Lam Sco	1.6200	28000.	86	31167	No
125	GOM_NL__2PRFIN20080215_112550_000000402066_00051_31167_5927.N1	15-FEB-2008 11:25:50	Dark	39.500	40	The Sco	1.8590	7100.0	79	31167	No
126	GOM_NL__2PRFIN20080215_112736_000000392066_00051_31167_5928.N1	15-FEB-2008 11:27:36	Dark	38.500	147	Alp Ara	2.8770	26000.	77	31167	No
127	GOM_NL__2PRFIN20080215_112903_000000382066_00051_31167_5929.N1	15-FEB-2008 11:29:03	Dark	37.500	141	Bet Ara	2.8400	4600.0	75	31167	No
128	GOM_NL__2PRFIN20080215_113511_000000532066_00052_31168_5923.N1	15-FEB-2008 11:35:11	Dark	53.000	4	Alp1Cen	-0.010000	5800.0	106	31168	No
129	GOM_NL__2PRFIN20080215_113630_000000472066_00052_31168_5924.N1	15-FEB-2008 11:36:30	Dark	47.000	10	Bet Cen	0.61000	28000.	94	31168	No
130	GOM_NL__2PRFIN20080215_113935_000000522066_00052_31168_5925.N1	15-FEB-2008 11:39:35	Dark	51.500	12	Alp1Cru	0.77500	30000.	103	31168	No
131	GOM_NL__2PRFIN20080215_114204_000000472066_00052_31168_5926.N1	15-FEB-2008 11:42:04	Dark	46.500	29	Bet Car	1.6720	10200.	93	31168	No
132	GOM_NL__2PRFIN20080215_114441_000000372066_00052_31168_5927.N1	15-FEB-2008 11:44:41	Dark	36.500	71	lot Car	2.2460	7700.0	73	31168	No
133	GOM_NL__2PRFIN20080215_114619_000000432066_00052_31168_5928.N1	15-FEB-2008 11:46:19	Dark	43.000	46	Del Vel	1.9540	10600.	86	31168	No
134	GOM_NL__2PRFIN20080215_114842_000000422066_00052_31168_5929.N1	15-FEB-2008 11:48:42	Straylight	42.000	34	Gam2Vel	1.7930	23000.	84	31168	No
135	GOM_NL__2PRFIN20080215_115047_000000382066_00052_31168_5930.N1	15-FEB-2008 11:50:47	Straylight	38.000	70	Zet Pup	2.2460	39000.	76	31168	No
136	GOM_NL__2PRFIN20080215_115504_000000402066_00052_31168_5931.N1	15-FEB-2008 11:55:04	Straylight	40.000	132	15Rho Pup	2.8030	6900.0	80	31168	No
137	GOM_NL__2PRFIN20080215_120332_000000462066_00052_31168_5932.N1	15-FEB-2008 12:03:32	Bright	46.000	8	10Alp CMi	0.40000	6500.0	92	31168	No
138	GOM_NL__2PRFIN20080215_120949_000000382066_00052_31168_5933.N1	15-FEB-2008 12:09:49	Bright	38.000	17	78Bet Gem	1.1610	4500.0	76	31168	No
139	GOM_NL__2PRFIN20080215_122712_000000352066_00052_31168_5934.N1	15-FEB-2008 12:27:12	Bright	35.000	49	1Alp UMi	1.9900	6300.0	70	31168	No
140	GOM_NL__2PRFIN20080215_123408_000000362066_00052_31168_5935.N1	15-FEB-2008 12:34:08	Bright	36.000	89	5Alp Cep	2.4510	8000.0	72	31168	No
141	GOM_NL__2PRFIN20080215_123915_000000362066_00052_31168_5936.N1	15-FEB-2008 12:39:15	Bright	35.500	19	50Alp Cyg	1.2460	10500.	71	31168	No
142	GOM_NL__2PRFIN20080215_124052_000000352066_00052_31168_5937.N1	15-FEB-2008 12:40:52	Bright	35.000	66	37Gam Cyg	2.2080	5900.0	70	31168	No
143	GOM_NL__2PRFIN20080215_124904_000000352066_00052_31168_5938.N1	15-FEB-2008 12:49:04	Bright	34.500	168	17Zet Aql	2.9860	11000.	69	31168	No
144	GOM_NL__2PRFIN20080215_130017_000000422066_00052_31168_5939.N1	15-FEB-2008 13:00:17	Twilight	41.500	57	34Sig Sgr	2.0660	26000.	83	31168	No
145	GOM_NL__2PRFIN20080215_130302_000000442066_00052_31168_5940.N1	15-FEB-2008 13:03:02	Dark	43.500	38	20Eps Sgr	1.8360	11000.	87	31168	No
146	GOM_NL__2PRFIN20080215_130510_000000412066_00052_31168_5941.N1	15-FEB-2008 13:05:10	Dark	40.500	25	35Lam Sco	1.6200	28000.	81	31168	No
147	GOM_NL__2PRFIN20080215_130627_000000452066_00052_31168_5942.N1	15-FEB-2008 13:06:27	Dark	45.000	40	The Sco	1.8590	7100.0	90	31168	No
148	GOM_NL__2PRFIN20080215_130812_000000392066_00052_31168_5943.N1	15-FEB-2008 13:08:12	Dark	38.500	147	Alp Ara	2.8770	26000.	77	31168	No
149	GOM_NL__2PRFIN20080215_130939_000000412066_00052_31168_5944.N1	15-FEB-2008 13:09:39	Dark	40.500	141	Bet Ara	2.8400	4600.0	81	31168	No
150	GOM_NL__2PRFIN20080215_131548_000000422066_00053_31169_5940.N1	15-FEB-2008 13:15:48	Dark	42.000	4	Alp1Cen	-0.010000	5800.0	84	31169	No
151	GOM_NL__2PRFIN20080215_131707_000000412066_00053_31169_5941.N1	15-FEB-2008 13:17:07	Dark	40.500	10	Bet Cen	0.61000	28000.	81	31169	No
152	GOM_NL__2PRFIN20080215_132012_000000402066_00053_31169_5942.N1	15-FEB-2008 13:20:12	Dark	40.000	12	Alp1Cru	0.77500	30000.	80	31169	No
153	GOM_NL__2PRFIN20080215_132240_000000372066_00053_31169_5943.N1	15-FEB-2008 13:22:40	Dark	36.500	29	Bet Car	1.6720	10200.	73	31169	No
154	GOM_NL__2PRFIN20080215_132517_000000372066_00053_31169_5944.N1	15-FEB-2008 13:25:17	Dark	37.000	71	lot Car	2.2460	7700.0	74	31169	No
155	GOM_NL__2PRFIN20080215_132655_000000392066_00053_31169_5945.N1	15-FEB-2008 13:26:55	Dark	38.500	46	Del Vel	1.9540	10600.	77	31169	No
156	GOM_NL__2PRFIN20080215_132918_000000412066_00053_31169_5946.N1	15-FEB-2008 13:29:18	Straylight	40.500	34	Gam2Vel	1.7930	23000.	81	31169	No
157	GOM_NL__2PRFIN20080215_133123_000000392066_00053_31169_5947.N1	15-FEB-2008 13:31:23	Straylight	38.500	70	Zet Pup	2.2460	39000.	77	31169	No
158	GOM_NL__2PRFIN20080215_133540_000000382066_00053_31169_5948.N1	15-FEB-2008 13:35:40	Straylight	37.500	132	15Rho Pup	2.8030	6900.0	75	31169	No
159	GOM_NL__2PRFIN20080215_134408_000000522066_00053_31169_5949.N1	15-FEB-2008 13:44:08	Bright	52.000	8	10Alp CMi	0.40000	6500.0	104	31169	No
160	GOM_NL__2PRFIN20080215_135025_000000382066_00053_31169_5950.N1	15-FEB-2008 13:50:25	Bright	38.000	17	78Bet Gem	1.1610	4500.0	76	31169	No



161	GOM_NL__2PRFIN20080215_140748_000000352066_00053_31169_5951.N1	15-FEB-2008 14:07:48	Bright	34.500	49	1Alp UMi	1.9900	6300.0	69	31169	No
162	GOM_NL__2PRFIN20080215_141444_000000362066_00053_31169_5952.N1	15-FEB-2008 14:14:44	Bright	35.500	89	5Alp Cep	2.4510	8000.0	71	31169	No
163	GOM_NL__2PRFIN20080215_141951_000000342066_00053_31169_5953.N1	15-FEB-2008 14:19:51	Bright	34.000	19	50Alp Cyg	1.2460	10500.	68	31169	No
164	GOM_NL__2PRFIN20080215_142128_000000332066_00053_31169_5954.N1	15-FEB-2008 14:21:28	Bright	33.000	66	37Gam Cyg	2.2080	5900.0	66	31169	No
165	GOM_NL__2PRFIN20080215_142940_000000352066_00053_31169_5955.N1	15-FEB-2008 14:29:40	Bright	34.500	168	17Zet Aql	2.9860	11000.	69	31169	No
166	GOM_NL__2PRFIN20080215_144053_000000392066_00053_31169_5956.N1	15-FEB-2008 14:40:53	Twilight	38.500	57	34Sig Sgr	2.0660	26000.	77	31169	No
167	GOM_NL__2PRFIN20080215_144338_000000402066_00053_31169_5957.N1	15-FEB-2008 14:43:38	Dark	40.000	38	20Eps Sgr	1.8360	11000.	80	31169	No
168	GOM_NL__2PRFIN20080215_144546_000000462066_00053_31169_5958.N1	15-FEB-2008 14:45:46	Dark	45.500	25	35Lam Sco	1.6200	28000.	91	31169	No
169	GOM_NL__2PRFIN20080215_144703_000000452066_00053_31169_5959.N1	15-FEB-2008 14:47:03	Dark	44.500	40	The Sco	1.8590	7100.0	89	31169	No
170	GOM_NL__2PRFIN20080215_144849_000000372066_00053_31169_5960.N1	15-FEB-2008 14:48:49	Dark	36.500	147	Alp Ara	2.8770	26000.	73	31169	No
171	GOM_NL__2PRFIN20080215_145016_000000382066_00053_31169_5961.N1	15-FEB-2008 14:50:16	Dark	37.500	141	Bet Ara	2.8400	4600.0	75	31169	No
172	GOM_NL__2PRFIN20080215_145624_000000432066_00054_31170_5953.N1	15-FEB-2008 14:56:24	Dark	42.500	4	Alp1Cen	-0.010000	5800.0	85	31170	No
173	GOM_NL__2PRFIN20080215_145743_000000432066_00054_31170_5954.N1	15-FEB-2008 14:57:43	Dark	43.000	10	Bet Cen	0.61000	28000.	86	31170	No
174	GOM_NL__2PRFIN20080215_150048_000000412066_00054_31170_5955.N1	15-FEB-2008 15:00:48	Dark	40.500	12	Alp1Cru	0.77500	30000.	81	31170	No
175	GOM_NL__2PRFIN20080215_150316_000000382066_00054_31170_5956.N1	15-FEB-2008 15:03:16	Dark	38.000	29	Bet Car	1.6720	10200.	76	31170	No
176	GOM_NL__2PRFIN20080215_150554_000000402066_00054_31170_5957.N1	15-FEB-2008 15:05:54	Dark	40.000	71	lot Car	2.2460	7700.0	80	31170	No
177	GOM_NL__2PRFIN20080215_150731_000000422066_00054_31170_5958.N1	15-FEB-2008 15:07:31	Dark	42.000	46	Del Vel	1.9540	10600.	84	31170	No
178	GOM_NL__2PRFIN20080215_150954_000000402066_00054_31170_5959.N1	15-FEB-2008 15:09:54	Straylight	40.000	34	Gam2Vel	1.7930	23000.	80	31170	No
179	GOM_NL__2PRFIN20080215_151159_000000402066_00054_31170_5960.N1	15-FEB-2008 15:11:59	Straylight	39.500	70	Zet Pup	2.2460	39000.	79	31170	No
180	GOM_NL__2PRFIN20080215_151616_000000402066_00054_31170_5961.N1	15-FEB-2008 15:16:16	Straylight	40.000	132	15Rho Pup	2.8030	6900.0	80	31170	No
181	GOM_NL__2PRFIN20080215_152444_000000492066_00054_31170_5962.N1	15-FEB-2008 15:24:44	Bright	48.500	8	10Alp CMi	0.40000	6500.0	97	31170	No
182	GOM_NL__2PRFIN20080215_153101_000000382066_00054_31170_5963.N1	15-FEB-2008 15:31:01	Bright	37.500	17	78Bet Gem	1.1610	4500.0	75	31170	No
183	GOM_NL__2PRFIN20080215_154824_000000372066_00054_31170_5964.N1	15-FEB-2008 15:48:24	Bright	36.500	49	1Alp UMi	1.9900	6300.0	73	31170	No
184	GOM_NL__2PRFIN20080215_155520_000000362066_00054_31170_5965.N1	15-FEB-2008 15:55:20	Bright	35.500	89	5Alp Cep	2.4510	8000.0	71	31170	No
185	GOM_NL__2PRFIN20080215_160027_000000352066_00054_31170_5966.N1	15-FEB-2008 16:00:27	Bright	35.000	19	50Alp Cyg	1.2460	10500.	70	31170	No
186	GOM_NL__2PRFIN20080215_160204_000000362066_00054_31170_5967.N1	15-FEB-2008 16:02:04	Bright	35.500	66	37Gam Cyg	2.2080	5900.0	71	31170	No
187	GOM_NL__2PRFIN20080215_161016_000000352066_00054_31170_5968.N1	15-FEB-2008 16:10:16	Bright	34.500	168	17Zet Aql	2.9860	11000.	69	31170	No
188	GOM_NL__2PRFIN20080215_162129_000000372066_00054_31170_5969.N1	15-FEB-2008 16:21:29	Twilight	37.000	57	34Sig Sgr	2.0660	26000.	74	31170	No
189	GOM_NL__2PRFIN20080215_162415_000000392066_00054_31170_5970.N1	15-FEB-2008 16:24:15	Dark	38.500	38	20Eps Sgr	1.8360	11000.	77	31170	No
190	GOM_NL__2PRFIN20080215_162623_000000402066_00054_31170_5971.N1	15-FEB-2008 16:26:23	Dark	40.000	25	35Lam Sco	1.6200	28000.	80	31170	No
191	GOM_NL__2PRFIN20080215_162740_000000462066_00054_31170_5972.N1	15-FEB-2008 16:27:40	Dark	45.500	40	The Sco	1.8590	7100.0	91	31170	No
192	GOM_NL__2PRFIN20080215_162925_000000382066_00054_31170_5973.N1	15-FEB-2008 16:29:25	Dark	37.500	147	Alp Ara	2.8770	26000.	75	31170	No
193	GOM_NL__2PRFIN20080215_163052_000000452066_00054_31170_5974.N1	15-FEB-2008 16:30:52	Dark	44.500	141	Bet Ara	2.8400	4600.0	89	31170	No
194	GOM_NL__2PRFIN20080215_163701_000000442066_00055_31171_5969.N1	15-FEB-2008 16:37:01	Dark	43.500	4	Alp1Cen	-0.010000	5800.0	87	31171	No
195	GOM_NL__2PRFIN20080215_163820_000000442066_00055_31171_5970.N1	15-FEB-2008 16:38:20	Dark	44.000	10	Bet Cen	0.61000	28000.	88	31171	No
196	GOM_NL__2PRFIN20080215_164125_000000432066_00055_31171_5971.N1	15-FEB-2008 16:41:25	Dark	42.500	12	Alp1Cru	0.77500	30000.	85	31171	No
197	GOM_NL__2PRFIN20080215_164352_000000382066_00055_31171_5972.N1	15-FEB-2008 16:43:52	Dark	37.500	29	Bet Car	1.6720	10200.	75	31171	No
198	GOM_NL__2PRFIN20080215_164630_000000372066_00055_31171_5973.N1	15-FEB-2008 16:46:30	Dark	37.000	71	lot Car	2.2460	7700.0	74	31171	No
199	GOM_NL__2PRFIN20080215_164807_000000362066_00055_31171_5974.N1	15-FEB-2008 16:48:07	Dark	36.000	46	Del Vel	1.9540	10600.	72	31171	No
200	GOM_NL__2PRFIN20080215_165030_000000422066_00055_31171_5975.N1	15-FEB-2008 16:50:30	Straylight	42.000	34	Gam2Vel	1.7930	23000.	84	31171	No
201	GOM_NL__2PRFIN20080215_165235_000000412066_00055_31171_5976.N1	15-FEB-2008 16:52:35	Straylight	40.500	70	Zet Pup	2.2460	39000.	81	31171	No
202	GOM_NL__2PRFIN20080215_165653_000000402066_00055_31171_5977.N1	15-FEB-2008 16:56:53	Straylight	39.500	132	15Rho Pup	2.8030	6900.0	79	31171	No
203	GOM_NL__2PRFIN20080215_170520_000000472066_00055_31171_5978.N1	15-FEB-2008 17:05:20	Bright	46.500	8	10Alp CMi	0.40000	6500.0	93	31171	No
204	GOM_NL__2PRFIN20080215_171137_000000382066_00055_31171_5979.N1	15-FEB-2008 17:11:37	Bright	38.000	17	78Bet Gem	1.1610	4500.0	76	31171	No
205	GOM_NL__2PRFIN20080215_172900_000000382066_00055_31171_5980.N1	15-FEB-2008 17:29:00	Bright	37.500	49	1Alp UMi	1.9900	6300.0	75	31171	No
206	GOM_NL__2PRFIN20080215_173557_000000372066_00055_31171_5981.N1	15-FEB-2008 17:35:57	Bright	36.500	89	5Alp Cep	2.4510	8000.0	73	31171	No
207	GOM_NL__2PRFIN20080215_174104_000000332066_00055_31171_5982.N1	15-FEB-2008 17:41:04	Bright	32.500	19	50Alp Cyg	1.2460	10500.	65	31171	No
208	GOM_NL__2PRFIN20080215_174240_000000352066_00055_31171_5983.N1	15-FEB-2008 17:42:40	Bright	34.500	66	37Gam Cyg	2.2080	5900.0	69	31171	No
209	GOM_NL__2PRFIN20080215_175052_000000352066_00055_31171_5984.N1	15-FEB-2008 17:50:52	Bright	34.500	168	17Zet Aql	2.9860	11000.	69	31171	No
210	GOM_NL__2PRFIN20080215_180205_000000392066_00055_31171_5985.N1	15-FEB-2008 18:02:05	Twilight	38.500	57	34Sig Sgr	2.0660	26000.	77	31171	No
211	GOM_NL__2PRFIN20080215_180451_000000452066_00055_31171_5986.N1	15-FEB-2008 18:04:51	Dark	44.500	38	20Eps Sgr	1.8360	11000.	89	31171	No
212	GOM_NL__2PRFIN20080215_180659_000000482066_00055_31171_5987.N1	15-FEB-2008 18:06:59	Dark	48.000	25	35Lam Sco	1.6200	28000.	96	31171	No
213	GOM_NL__2PRFIN20080215_180816_000000442066_00055_31171_5988.N1	15-FEB-2008 18:08:16	Dark	43.500	40	The Sco	1.8590	7100.0	87	31171	No
214	GOM_NL__2PRFIN20080215_181002_000000412066_00055_31171_5989.N1	15-FEB-2008 18:10:02	Dark	41.000	147	Alp Ara	2.8770	26000.	82	31171	No
215	GOM_NL__2PRFIN20080215_181129_000000392066_00055_31171_5990.N1	15-FEB-2008 18:11:29	Dark	39.000	141	Bet Ara	2.8400	4600.0	78	31171	No
216	GOM_NL__2PRFIN20080215_181738_000000552066_00056_31172_5986.N1	15-FEB-2008 18:17:38	Dark	54.500	4	Alp1Cen	-0.010000	5800.0	109	31172	No
217	GOM_NL__2PRFIN20080215_181857_000000392066_00056_31172_5987.N1	15-FEB-2008 18:18:57	Dark	39.000	10	Bet Cen	0.61000	28000.	78	31172	No
218	GOM_NL__2PRFIN20080215_182201_000000522066_00056_31172_5988.N1	15-FEB-2008 18:22:01	Dark	51.500	12	Alp1Cru	0.77500	30000.	103	31172	No
219	GOM_NL__2PRFIN20080215_182429_000000452066_00056_31172_5989.N1	15-FEB-2008 18:24:29	Dark	44.500	29	Bet Car	1.6720	10200.	89	31172	No

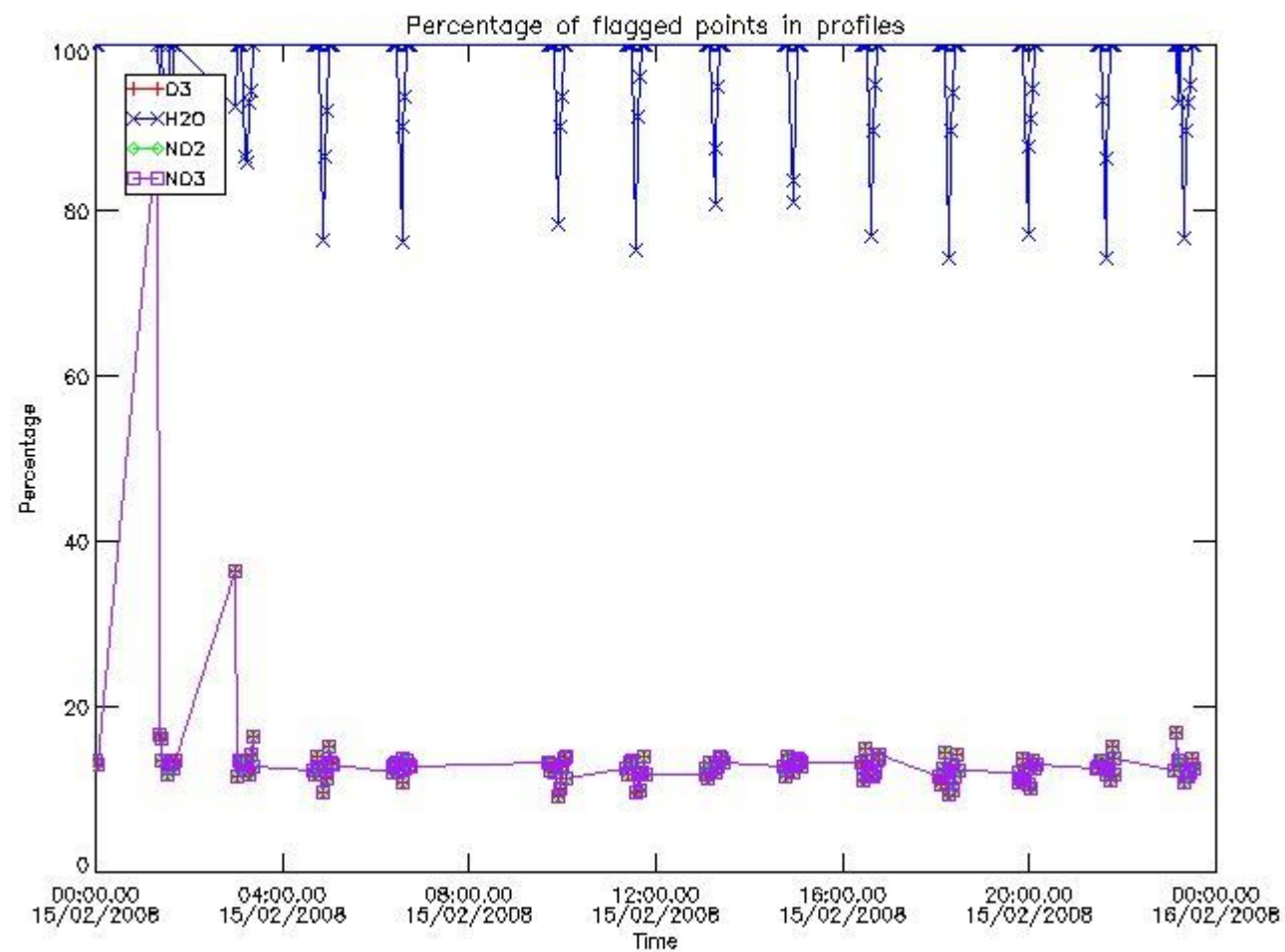
220	GOM_NL__2PRFIN20080215_182706_000000362066_00056_31172_5990.N1	15-FEB-2008 18:27:06	Dark	36.000	71	lot Car	2.2460	7700.0	72	31172	No
221	GOM_NL__2PRFIN20080215_182844_000000422066_00056_31172_5991.N1	15-FEB-2008 18:28:44	Dark	41.500	46	Del Vel	1.9540	10600.	83	31172	No
222	GOM_NL__2PRFIN20080215_183107_000000392066_00056_31172_5992.N1	15-FEB-2008 18:31:07	Straylight	39.000	34	Gam2Vel	1.7930	23000.	78	31172	No
223	GOM_NL__2PRFIN20080215_183311_000000382066_00056_31172_5993.N1	15-FEB-2008 18:33:11	Straylight	38.000	70	Zet Pup	2.2460	39000.	76	31172	No
224	GOM_NL__2PRFIN20080215_183729_000000392066_00056_31172_5994.N1	15-FEB-2008 18:37:29	Straylight	39.000	132	15Rho Pup	2.8030	6900.0	78	31172	No
225	GOM_NL__2PRFIN20080215_184556_000000482066_00056_31172_5995.N1	15-FEB-2008 18:45:56	Bright	47.500	8	10Alp CMi	0.40000	6500.0	95	31172	No
226	GOM_NL__2PRFIN20080215_185213_000000382066_00056_31172_5996.N1	15-FEB-2008 18:52:13	Bright	37.500	17	78Bet Gem	1.1610	4500.0	75	31172	No
227	GOM_NL__2PRFIN20080215_190936_000000362066_00056_31172_5997.N1	15-FEB-2008 19:09:36	Bright	35.500	49	1Alp UMi	1.9900	6300.0	71	31172	No
228	GOM_NL__2PRFIN20080215_191633_000000362066_00056_31172_5998.N1	15-FEB-2008 19:16:33	Bright	35.500	89	5Alp Cep	2.4510	8000.0	71	31172	No
229	GOM_NL__2PRFIN20080215_192140_000000332066_00056_31172_5999.N1	15-FEB-2008 19:21:40	Bright	33.000	19	50Alp Cyg	1.2460	10500.	66	31172	No
230	GOM_NL__2PRFIN20080215_192317_000000322066_00056_31172_6000.N1	15-FEB-2008 19:23:17	Bright	32.000	66	37Gam Cyg	2.2080	5900.0	64	31172	No
231	GOM_NL__2PRFIN20080215_193129_000000342066_00056_31172_6001.N1	15-FEB-2008 19:31:29	Bright	33.500	168	17Zet Aql	2.9860	11000.	67	31172	No
232	GOM_NL__2PRFIN20080215_194102_000000392066_00056_31172_6002.N1	15-FEB-2008 19:41:02	Twilight	39.000	155	41Pi Sgr	2.9000	6600.0	78	31172	No
233	GOM_NL__2PRFIN20080215_194242_000000402066_00056_31172_6003.N1	15-FEB-2008 19:42:42	Twilight	39.500	57	34Sig Sgr	2.0660	26000.	79	31172	No
234	GOM_NL__2PRFIN20080215_194528_000000422066_00056_31172_6004.N1	15-FEB-2008 19:45:28	Dark	42.000	38	20Eps Sgr	1.8360	11000.	84	31172	No
235	GOM_NL__2PRFIN20080215_194736_000000472066_00056_31172_6005.N1	15-FEB-2008 19:47:36	Dark	46.500	25	35Lam Sco	1.6200	28000.	93	31172	No
236	GOM_NL__2PRFIN20080215_194853_000000452066_00056_31172_6006.N1	15-FEB-2008 19:48:53	Dark	45.000	40	The Sco	1.8590	7100.0	90	31172	No
237	GOM_NL__2PRFIN20080215_195038_000000372066_00056_31172_6007.N1	15-FEB-2008 19:50:38	Dark	37.000	147	Alp Ara	2.8770	26000.	74	31172	No
238	GOM_NL__2PRFIN20080215_195205_000000462066_00056_31172_6008.N1	15-FEB-2008 19:52:05	Dark	45.500	141	Bet Ara	2.8400	4600.0	91	31172	No
239	GOM_NL__2PRFIN20080215_195814_000000532066_00057_31173_6000.N1	15-FEB-2008 19:58:14	Dark	53.000	4	Alp1Cen	-0.010000	5800.0	106	31173	No
240	GOM_NL__2PRFIN20080215_195933_000000412066_00057_31173_6001.N1	15-FEB-2008 19:59:33	Dark	41.000	10	Bet Cen	0.61000	28000.	82	31173	No
241	GOM_NL__2PRFIN20080215_200238_000000512066_00057_31173_6002.N1	15-FEB-2008 20:02:38	Dark	50.500	12	Alp1Cru	0.77500	30000.	101	31173	No
242	GOM_NL__2PRFIN20080215_200505_000000372066_00057_31173_6003.N1	15-FEB-2008 20:05:05	Dark	37.000	29	Bet Car	1.6720	10200.	74	31173	No
243	GOM_NL__2PRFIN20080215_200742_000000412066_00057_31173_6004.N1	15-FEB-2008 20:07:42	Dark	41.000	71	lot Car	2.2460	7700.0	82	31173	No
244	GOM_NL__2PRFIN20080215_200920_000000392066_00057_31173_6005.N1	15-FEB-2008 20:09:20	Dark	39.000	46	Del Vel	1.9540	10600.	78	31173	No
245	GOM_NL__2PRFIN20080215_201143_000000412066_00057_31173_6006.N1	15-FEB-2008 20:11:43	Straylight	40.500	34	Gam2Vel	1.7930	23000.	81	31173	No
246	GOM_NL__2PRFIN20080215_201347_000000392066_00057_31173_6007.N1	15-FEB-2008 20:13:47	Straylight	38.500	70	Zet Pup	2.2460	39000.	77	31173	No
247	GOM_NL__2PRFIN20080215_201805_000000402066_00057_31173_6008.N1	15-FEB-2008 20:18:05	Straylight	40.000	132	15Rho Pup	2.8030	6900.0	80	31173	No
248	GOM_NL__2PRFIN20080215_202632_000000452066_00057_31173_6009.N1	15-FEB-2008 20:26:32	Bright	45.000	8	10Alp CMi	0.40000	6500.0	90	31173	No
249	GOM_NL__2PRFIN20080215_203249_000000372066_00057_31173_6010.N1	15-FEB-2008 20:32:49	Bright	37.000	17	78Bet Gem	1.1610	4500.0	74	31173	No
250	GOM_NL__2PRFIN20080215_205012_000000382066_00057_31173_6011.N1	15-FEB-2008 20:50:12	Bright	37.500	49	1Alp UMi	1.9900	6300.0	75	31173	No
251	GOM_NL__2PRFIN20080215_205709_000000352066_00057_31173_6012.N1	15-FEB-2008 20:57:09	Bright	35.000	89	5Alp Cep	2.4510	8000.0	70	31173	No
252	GOM_NL__2PRFIN20080215_210216_000000352066_00057_31173_6013.N1	15-FEB-2008 21:02:16	Bright	35.000	19	50Alp Cyg	1.2460	10500.	70	31173	No
253	GOM_NL__2PRFIN20080215_210353_000000342066_00057_31173_6014.N1	15-FEB-2008 21:03:53	Bright	34.000	66	37Gam Cyg	2.2080	5900.0	68	31173	No
254	GOM_NL__2PRFIN20080215_211205_000000342066_00057_31173_6015.N1	15-FEB-2008 21:12:05	Bright	33.500	168	17Zet Aql	2.9860	11000.	67	31173	No
255	GOM_NL__2PRFIN20080215_212138_000000402066_00057_31173_6016.N1	15-FEB-2008 21:21:38	Twilight	39.500	155	41Pi Sgr	2.9000	6600.0	79	31173	No
256	GOM_NL__2PRFIN20080215_212318_000000382066_00057_31173_6017.N1	15-FEB-2008 21:23:18	Twilight	38.000	57	34Sig Sgr	2.0660	26000.	76	31173	No
257	GOM_NL__2PRFIN20080215_212604_000000412066_00057_31173_6018.N1	15-FEB-2008 21:26:04	Dark	41.000	38	20Eps Sgr	1.8360	11000.	82	31173	No
258	GOM_NL__2PRFIN20080215_212812_000000402066_00057_31173_6019.N1	15-FEB-2008 21:28:12	Dark	40.000	25	35Lam Sco	1.6200	28000.	80	31173	No
259	GOM_NL__2PRFIN20080215_212929_000000402066_00057_31173_6020.N1	15-FEB-2008 21:29:29	Dark	40.000	40	The Sco	1.8590	7100.0	80	31173	No
260	GOM_NL__2PRFIN20080215_213115_000000382066_00057_31173_6021.N1	15-FEB-2008 21:31:15	Dark	37.500	147	Alp Ara	2.8770	26000.	75	31173	No
261	GOM_NL__2PRFIN20080215_213241_000000382066_00057_31173_6022.N1	15-FEB-2008 21:32:41	Dark	38.000	141	Bet Ara	2.8400	4600.0	76	31173	No
262	GOM_NL__2PRFIN20080215_213851_000000432066_00058_31174_6020.N1	15-FEB-2008 21:38:51	Dark	43.000	4	Alp1Cen	-0.010000	5800.0	86	31174	No
263	GOM_NL__2PRFIN20080215_214010_000000412066_00058_31174_6021.N1	15-FEB-2008 21:40:10	Dark	40.500	10	Bet Cen	0.61000	28000.	81	31174	No
264	GOM_NL__2PRFIN20080215_214314_000000462066_00058_31174_6022.N1	15-FEB-2008 21:43:14	Dark	46.000	12	Alp1Cru	0.77500	30000.	92	31174	No
265	GOM_NL__2PRFIN20080215_214541_000000372066_00058_31174_6023.N1	15-FEB-2008 21:45:41	Dark	37.000	29	Bet Car	1.6720	10200.	74	31174	No
266	GOM_NL__2PRFIN20080215_214818_000000432066_00058_31174_6024.N1	15-FEB-2008 21:48:18	Dark	43.000	71	lot Car	2.2460	7700.0	86	31174	No
267	GOM_NL__2PRFIN20080215_214956_000000372066_00058_31174_6025.N1	15-FEB-2008 21:49:56	Dark	37.000	46	Del Vel	1.9540	10600.	74	31174	No
268	GOM_NL__2PRFIN20080215_215219_000000392066_00058_31174_6026.N1	15-FEB-2008 21:52:19	Straylight	38.500	34	Gam2Vel	1.7930	23000.	77	31174	No
269	GOM_NL__2PRFIN20080215_215423_000000412066_00058_31174_6027.N1	15-FEB-2008 21:54:23	Straylight	40.500	70	Zet Pup	2.2460	39000.	81	31174	No
270	GOM_NL__2PRFIN20080215_215841_000000392066_00058_31174_6028.N1	15-FEB-2008 21:58:41	Straylight	38.500	132	15Rho Pup	2.8030	6900.0	77	31174	No
271	GOM_NL__2PRFIN20080215_220708_000000422066_00058_31174_6029.N1	15-FEB-2008 22:07:08	Bright	42.000	8	10Alp CMi	0.40000	6500.0	84	31174	No
272	GOM_NL__2PRFIN20080215_221325_000000382066_00058_31174_6030.N1	15-FEB-2008 22:13:25	Bright	38.000	17	78Bet Gem	1.1610	4500.0	76	31174	No
273	GOM_NL__2PRFIN20080215_223048_000000352066_00058_31174_6031.N1	15-FEB-2008 22:30:48	Bright	35.000	49	1Alp UMi	1.9900	6300.0	70	31174	No
274	GOM_NL__2PRFIN20080215_223745_000000322066_00058_31174_6032.N1	15-FEB-2008 22:37:45	Bright	32.000	89	5Alp Cep	2.4510	8000.0	64	31174	No
275	GOM_NL__2PRFIN20080215_224252_000000352066_00058_31174_6033.N1	15-FEB-2008 22:42:52	Bright	34.500	19	50Alp Cyg	1.2460	10500.	69	31174	No
276	GOM_NL__2PRFIN20080215_224429_000000522066_00058_31174_6034.N1	15-FEB-2008 22:44:29	Bright	52.000	66	37Gam Cyg	2.2080	5900.0	104	31174	No
277	GOM_NL__2PRFIN20080215_225241_000000352066_00058_31174_6035.N1	15-FEB-2008 22:52:41	Bright	34.500	168	17Zet Aql	2.9860	11000.	69	31174	No
278	GOM_NL__2PRFIN20080215_230215_000000402066_00058_31174_6036.N1	15-FEB-2008 23:02:15	Twilight	39.500	155	41Pi Sgr	2.9000	6600.0	79	31174	No

279	GOM_NL__2PRFIN20080215_230354_000000422066_00058_31174_6037.N1	15-FEB-2008 23:03:54	Twilight	42.000	57	34Sig Sgr	2.0660	26000.	84	31174	No
280	GOM_NL__2PRFIN20080215_230640_000000422066_00058_31174_6038.N1	15-FEB-2008 23:06:40	Dark	41.500	38	20Eps Sgr	1.8360	11000.	83	31174	No
281	GOM_NL__2PRFIN20080215_230849_000000392066_00058_31174_6039.N1	15-FEB-2008 23:08:49	Dark	39.000	25	35Lam Sco	1.6200	28000.	78	31174	No
282	GOM_NL__2PRFIN20080215_231005_000000432066_00058_31174_6040.N1	15-FEB-2008 23:10:05	Dark	43.000	40	The Sco	1.8590	7100.0	86	31174	No
283	GOM_NL__2PRFIN20080215_231151_000000382066_00058_31174_6041.N1	15-FEB-2008 23:11:51	Dark	38.000	147	Alp Ara	2.8770	26000.	76	31174	No
284	GOM_NL__2PRFIN20080215_231318_000000392066_00058_31174_6042.N1	15-FEB-2008 23:13:18	Dark	39.000	141	Bet Ara	2.8400	4600.0	78	31174	No
285	GOM_NL__2PRFIN20080215_231927_000000482066_00059_31175_6032.N1	15-FEB-2008 23:19:27	Dark	47.500	4	Alp1Cen	-0.010000	5800.0	95	31175	No
286	GOM_NL__2PRFIN20080215_232046_000000442066_00059_31175_6033.N1	15-FEB-2008 23:20:46	Dark	44.000	10	Bet Cen	0.61000	28000.	88	31175	No
287	GOM_NL__2PRFIN20080215_232350_000000442066_00059_31175_6034.N1	15-FEB-2008 23:23:50	Dark	44.000	12	Alp1Cru	0.77500	30000.	88	31175	No
288	GOM_NL__2PRFIN20080215_232617_000000432066_00059_31175_6035.N1	15-FEB-2008 23:26:17	Dark	42.500	29	Bet Car	1.6720	10200.	85	31175	No
289	GOM_NL__2PRFIN20080215_232854_000000412066_00059_31175_6036.N1	15-FEB-2008 23:28:54	Dark	40.500	71	lot Car	2.2460	7700.0	81	31175	No
290	GOM_NL__2PRFIN20080215_233032_000000412066_00059_31175_6037.N1	15-FEB-2008 23:30:32	Dark	40.500	46	Del Vel	1.9540	10600.	81	31175	No
291	GOM_NL__2PRFIN20080215_233255_000000412066_00059_31175_6038.N1	15-FEB-2008 23:32:55	Straylight	40.500	34	Gam2Vel	1.7930	23000.	81	31175	No
292	GOM_NL__2PRFIN20080215_233459_000000392066_00059_31175_6039.N1	15-FEB-2008 23:34:59	Straylight	39.000	70	Zet Pup	2.2460	39000.	78	31175	No
293	GOM_NL__2PRFIN20080215_233917_000000402066_00059_31175_6040.N1	15-FEB-2008 23:39:17	Straylight	40.000	132	15Rho Pup	2.8030	6900.0	80	31175	No
294	GOM_NL__2PRFIN20080215_234745_000000432066_00059_31175_6041.N1	15-FEB-2008 23:47:45	Bright	43.000	8	10Alp CMI	0.40000	6500.0	86	31175	No
295	GOM_NL__2PRFIN20080215_235401_000000382066_00059_31175_6042.N1	15-FEB-2008 23:54:01	Bright	37.500	17	78Bet Gem	1.1610	4500.0	75	31175	No

### 3. Quality information per product

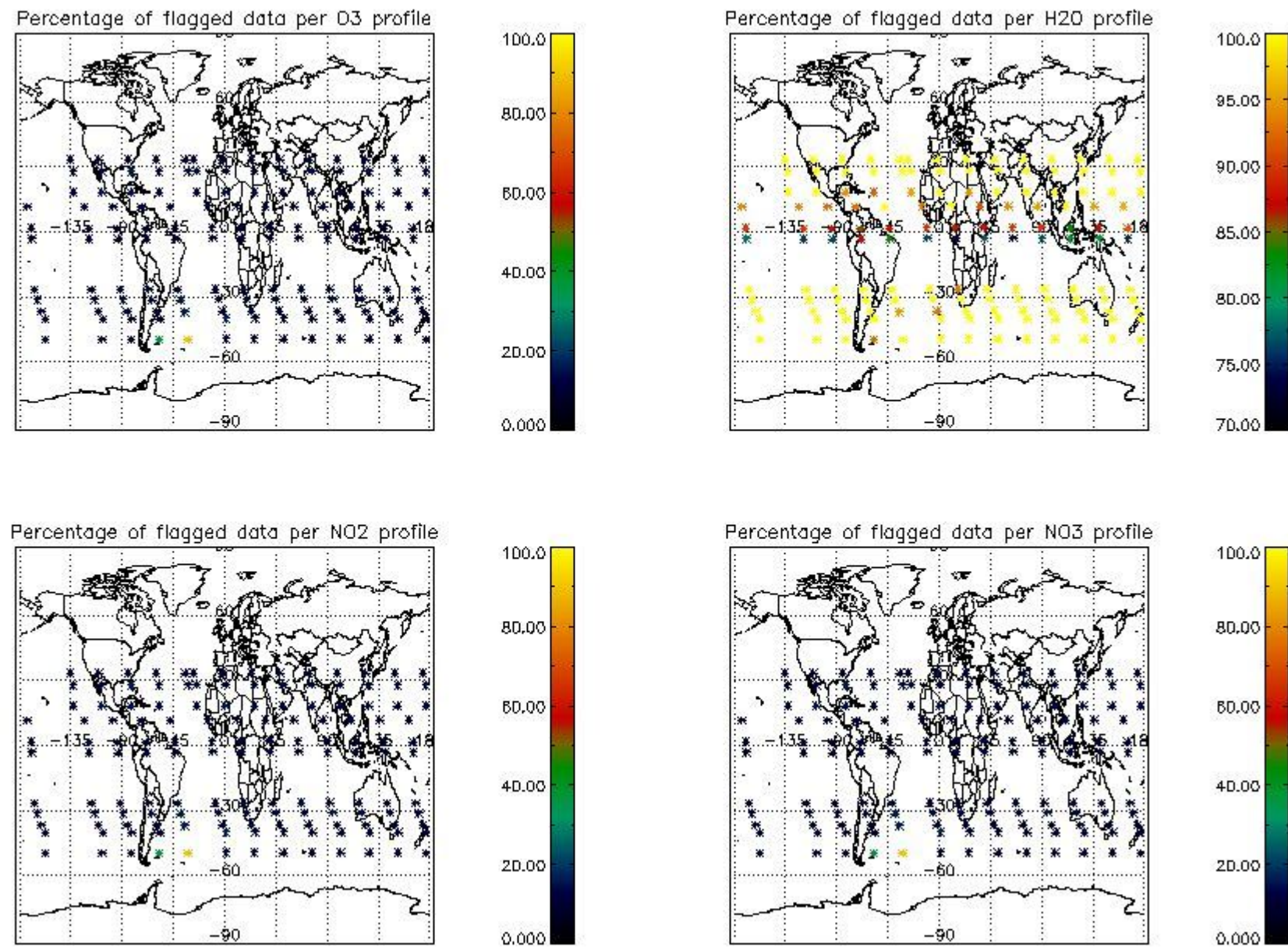
In this section it is plotted some information contained in the Quality Summary data set of the level 2 products. Only products in dark limb conditions and without errors (error flag in the MPH set to "0") are used.

#### 3.1 Plot quality information per product (time dependant)





### 3.2 Plot quality information per product (world map)



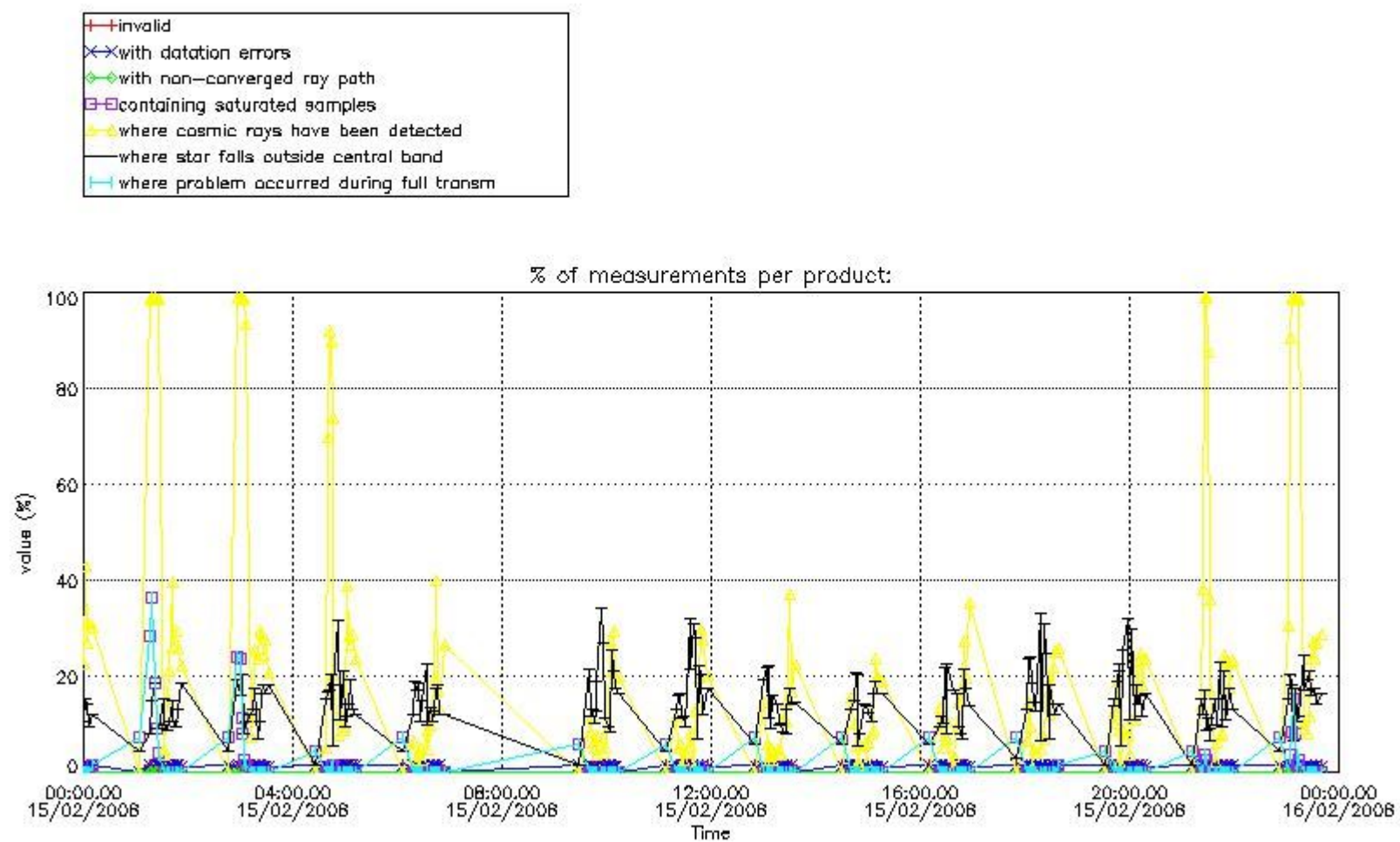
### 4. Level 1 quality information per product

In this section it is plotted some information contained in the Quality Summary data set of the level 2 products that comes from the level 1b processing. Products without errors (error flag in the MPH set to "0") are used.

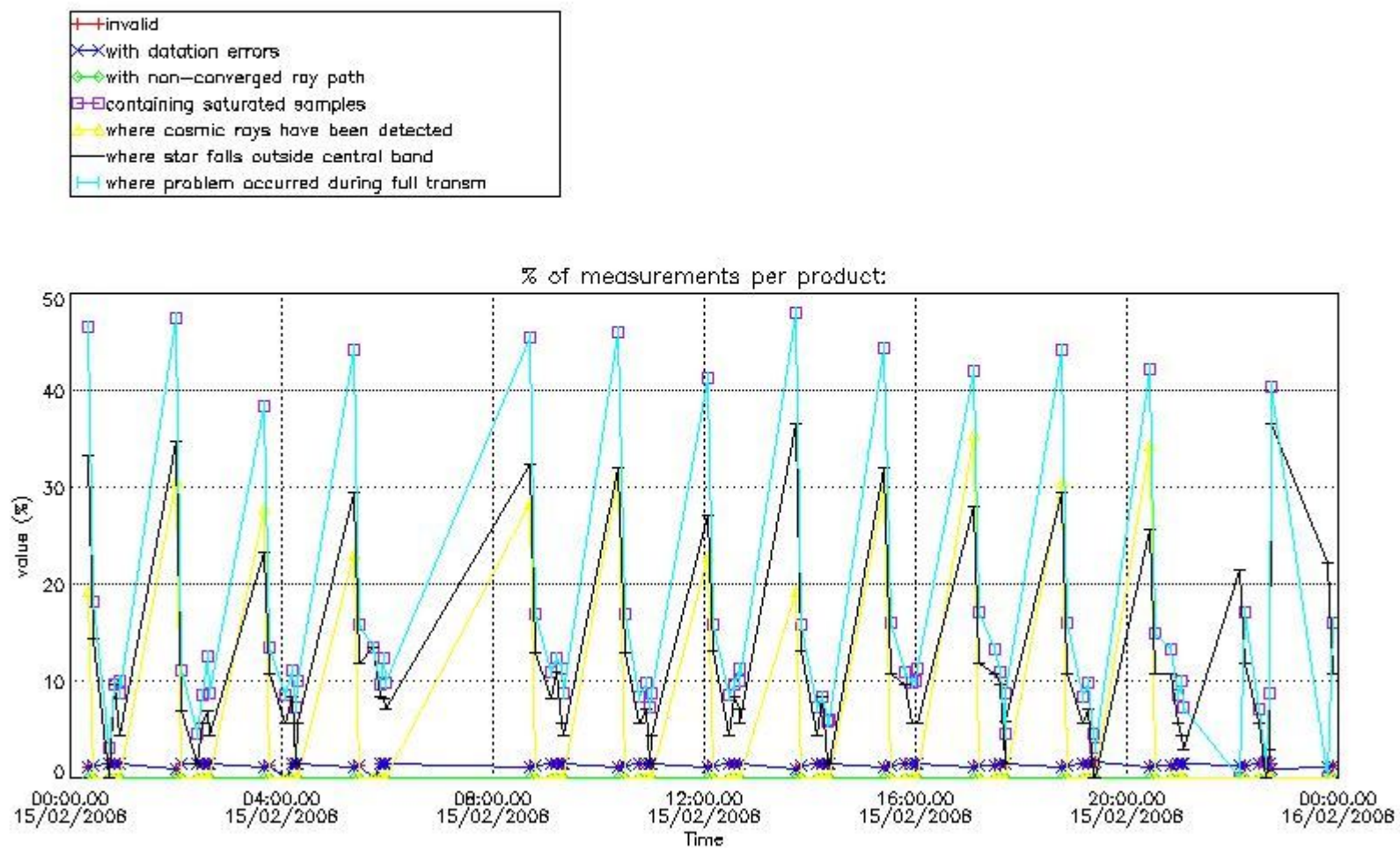
#### 4.1 Plot quality information per product (time dependant) coming from level 1b processing

##### 4.1.1 Plot level 1 quality information per product (time dependant): ENVISAT ASCENDING passes



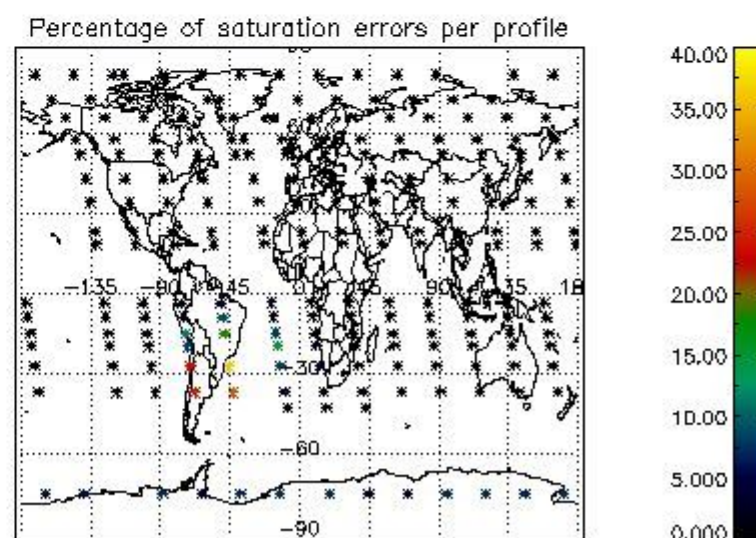
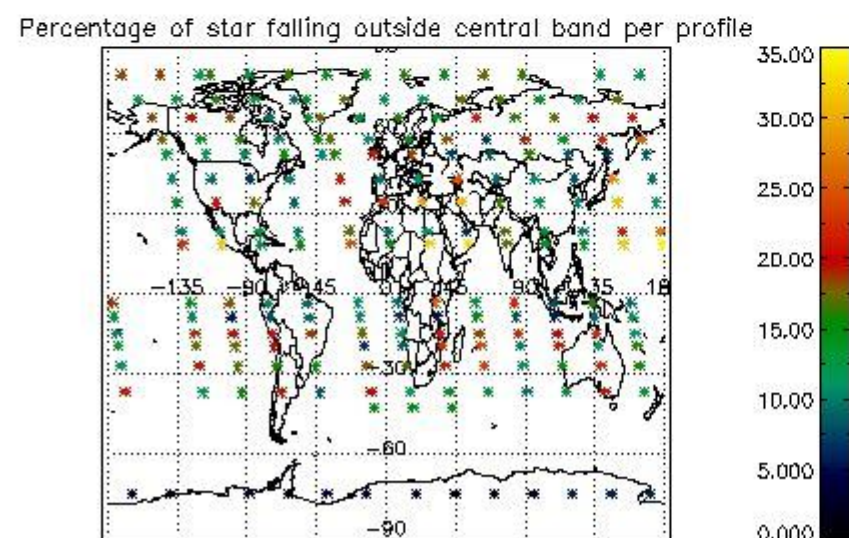
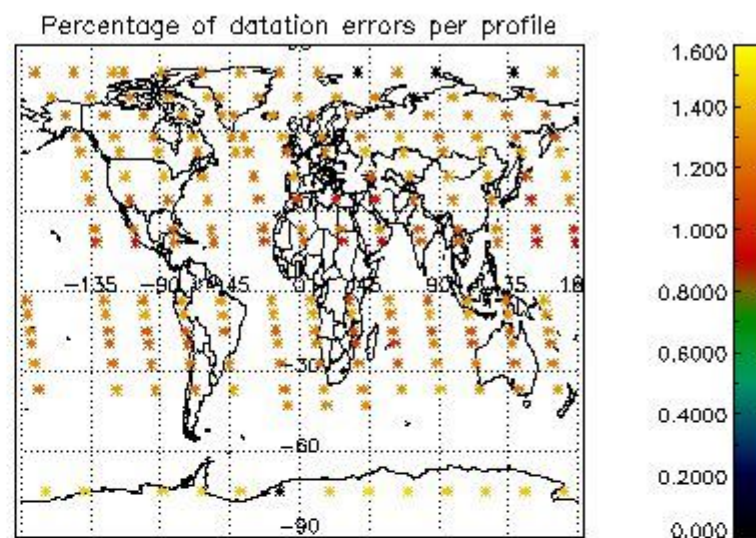
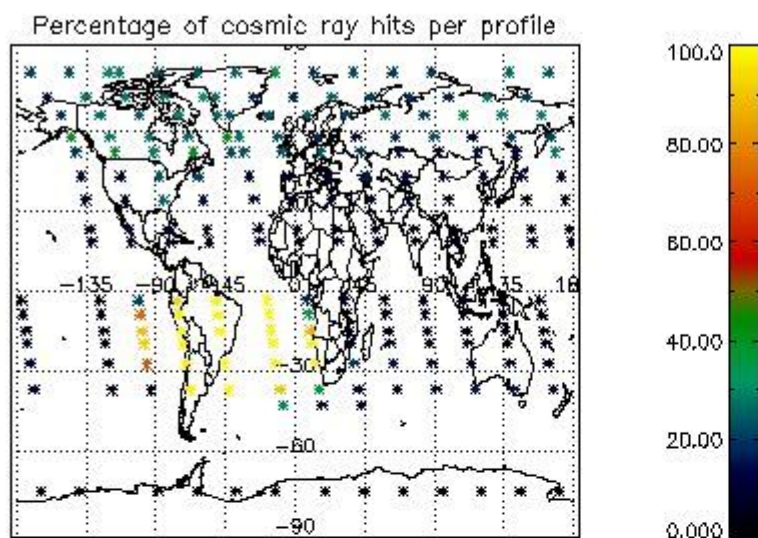


4.1.2 Plot level 1 quality information per product (time dependant): ENVI SAT DESCENDING passes



4.2 Plot quality information per product coming from level 1b processing (world map)

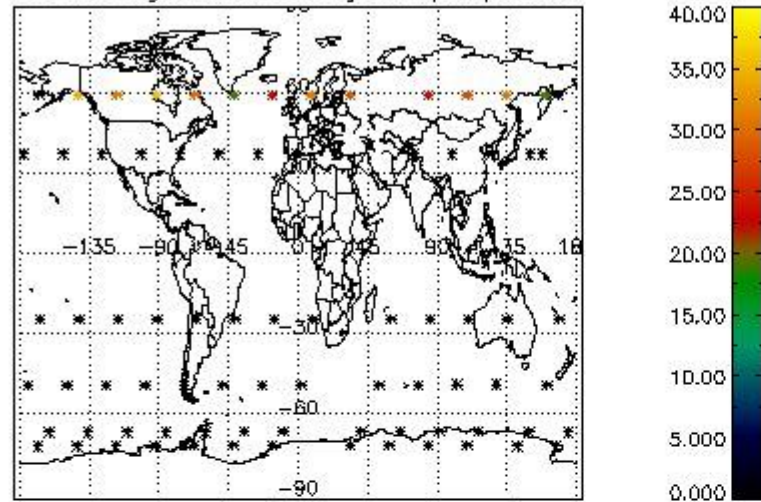
4.2.1 Plot level 1 quality information per product (world map): ENVISAT ASCENDING passes



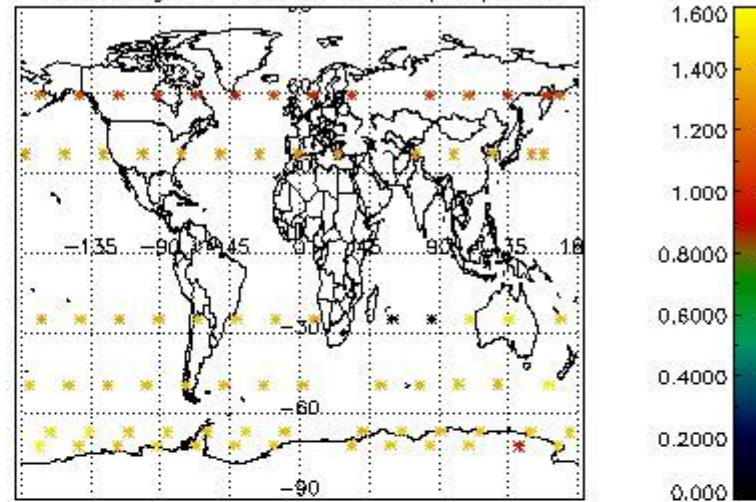
4.2.2 Plot level 1 quality information per product (world map): ENVISAT DESCENDING passes



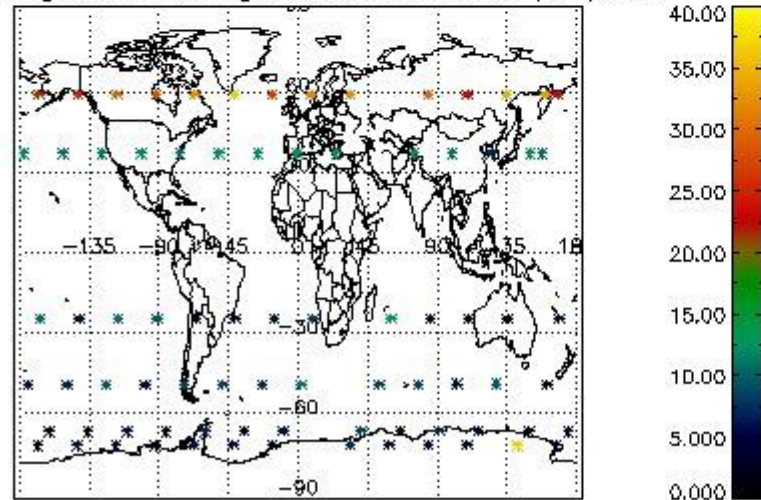
Percentage of cosmic ray hits per profile



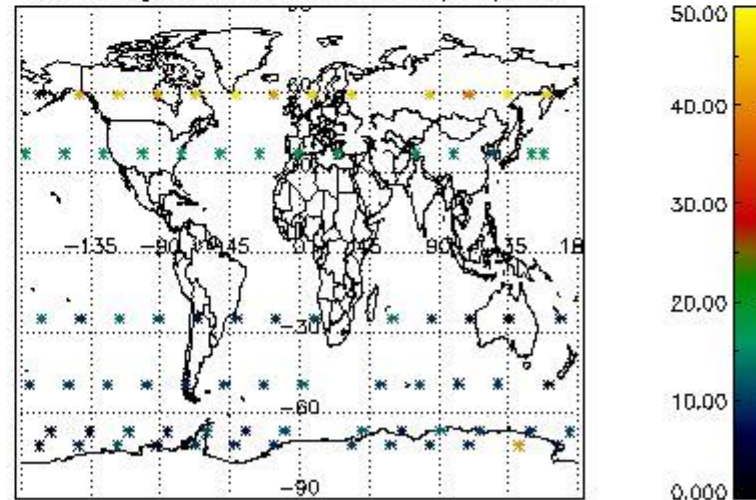
Percentage of datation errors per profile



Percentage of star falling outside central band per profile



Percentage of saturation errors per profile



## 5. Trace gas profiles

### 5.1 Ozone statistics based on quality of products

The final quality of the products can be "measured" using the STD (Standard Deviation) attached to every point profile. This information is written to the parameter GOM\_NL\_\_2P/NL\_LOCAL\_SPECIES\_DENSITY/o3\_std of the level 2 products. The table below shows the statistics for given STD ranges.

The statistics are given with respect to the overall valid production:

- Products without fatal errors: GOM\_NL\_\_2P/MPH/PRODUCT\_ERR=0
- Valid point profile: GOM\_NL\_\_2P/NL\_LOCAL\_SPECIES\_DENSITY/pcd(0)=0

The 'Criteria' is applied to valid points of dark limb products:

- Products in dark limb illumination condition: GOM\_NL\_\_2P/NL\_SUMMARY\_QUALITY/obs\_ill\_cond=0
- Products without fatal errors: GOM\_NL\_\_2P/MPH/PRODUCT\_ERR=0
- Valid point profile: GOM\_NL\_\_2P/NL\_LOCAL\_SPECIES\_DENSITY/pcd(0)=0

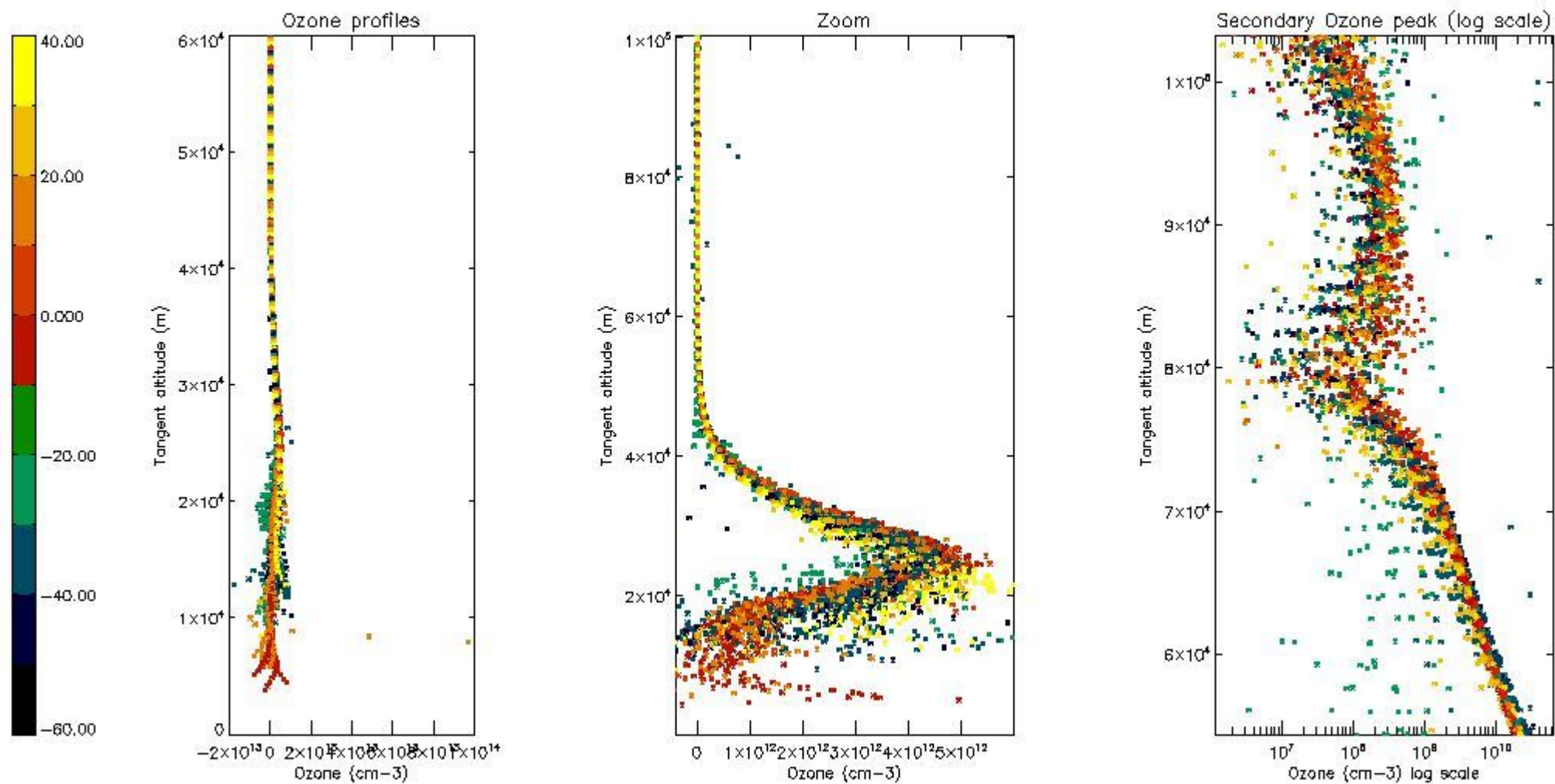
So, the table below shows the percentage of dark limb and valid observations for each criteria with respect to the overall valid daily observations.

Criteria	% of total production
All STD	52
STD < 20	29

STD < 10	24
STD < 5	17

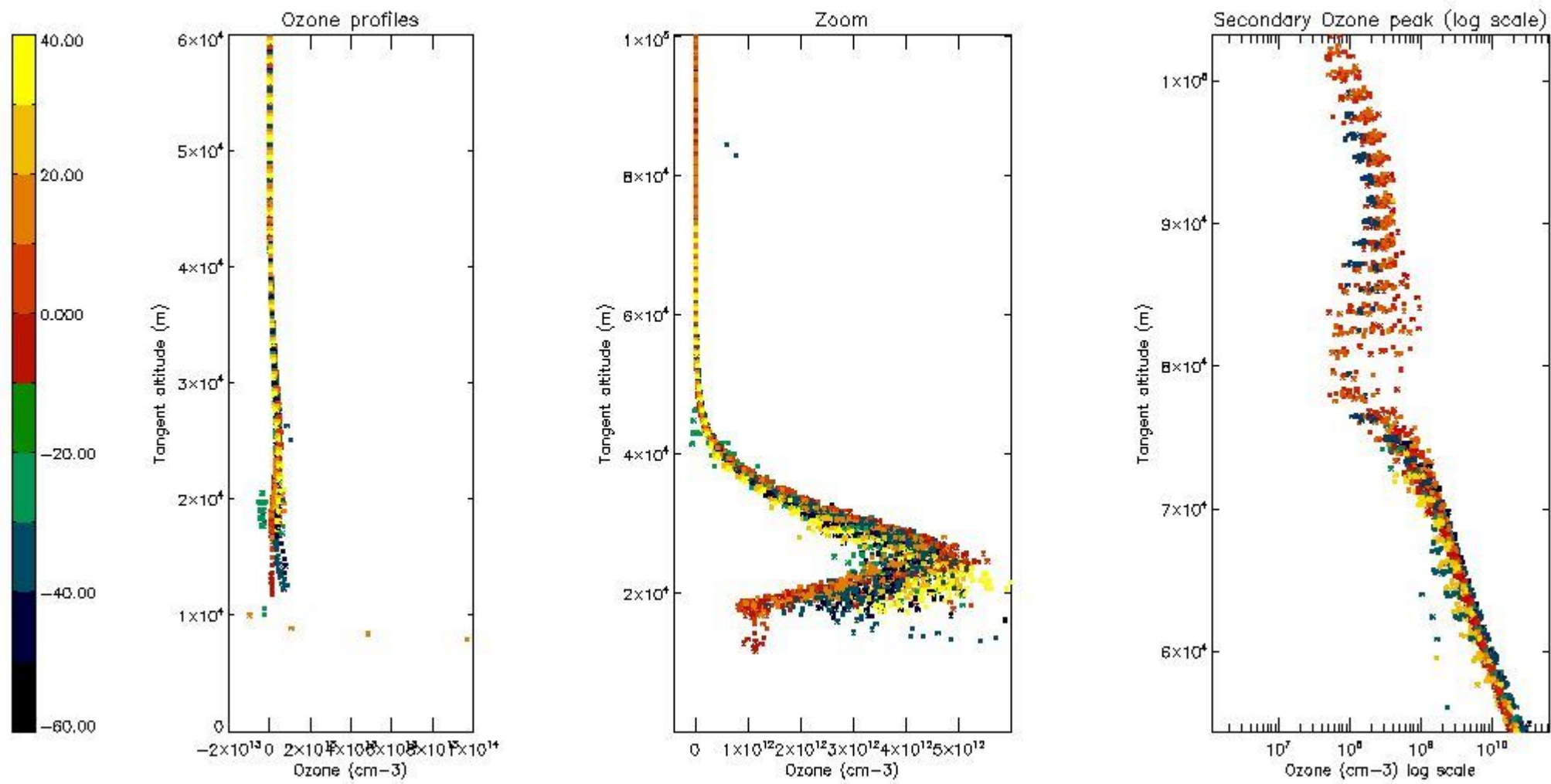
5.2 Plot ozone profiles for all STD (dark without errors)

The colorbar represents the latitude.



5.3 Plot ozone profiles where STD < 20% (dark without errors)

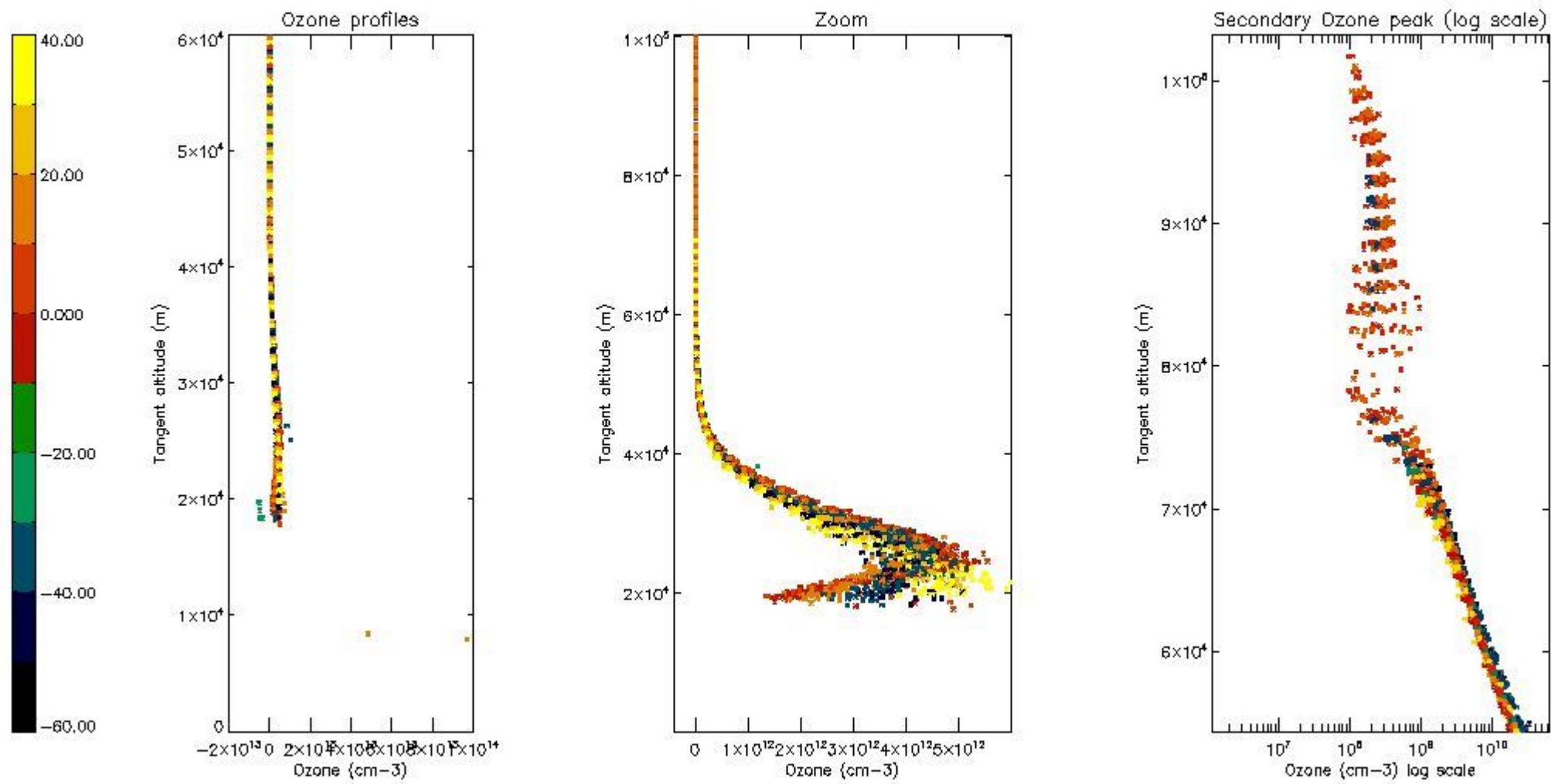
The colorbar represents the latitude.



*5.4 Plot ozone profiles where STD < 10% (dark without errors)*

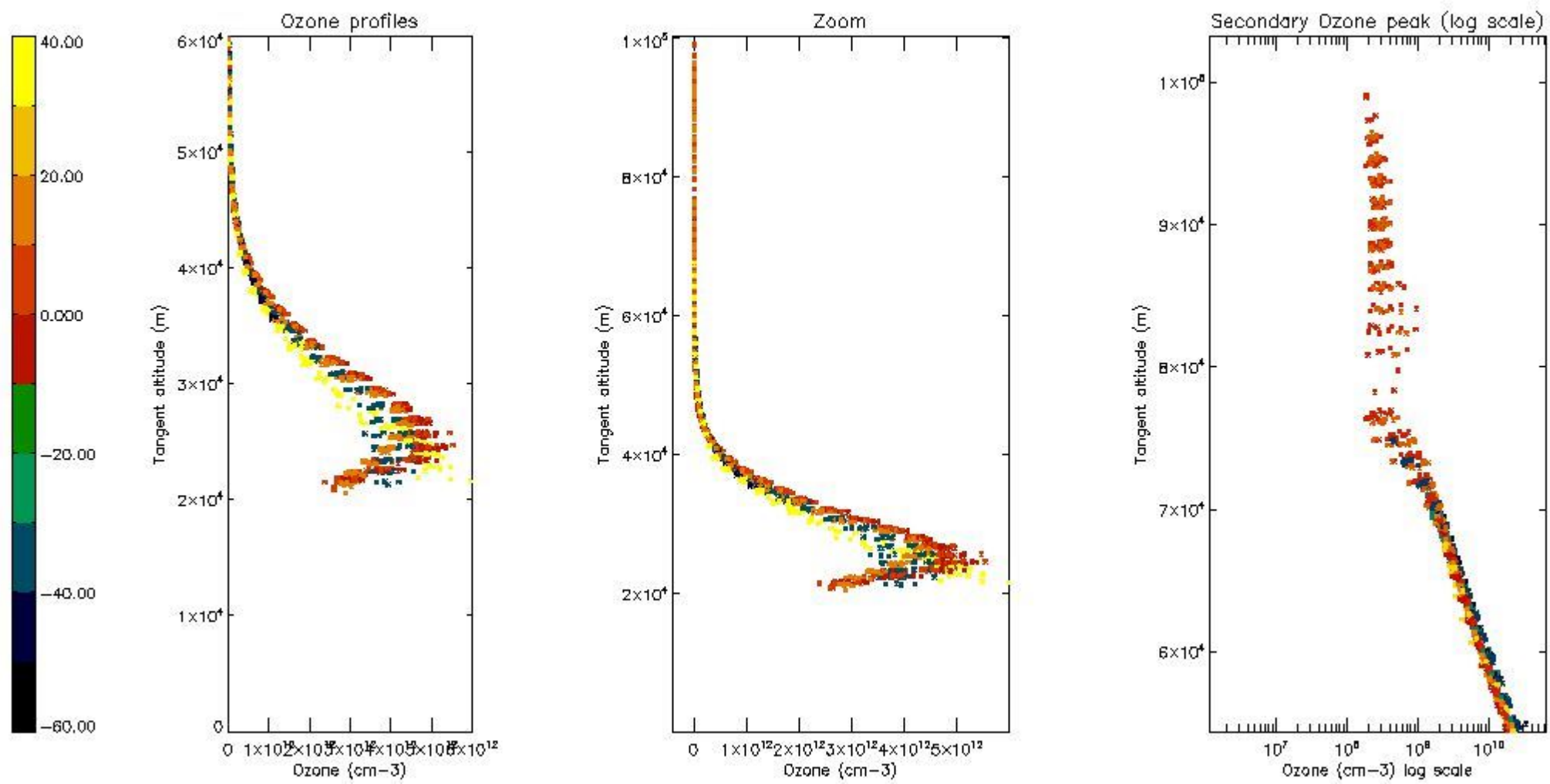
The colorbar represents the latitude.





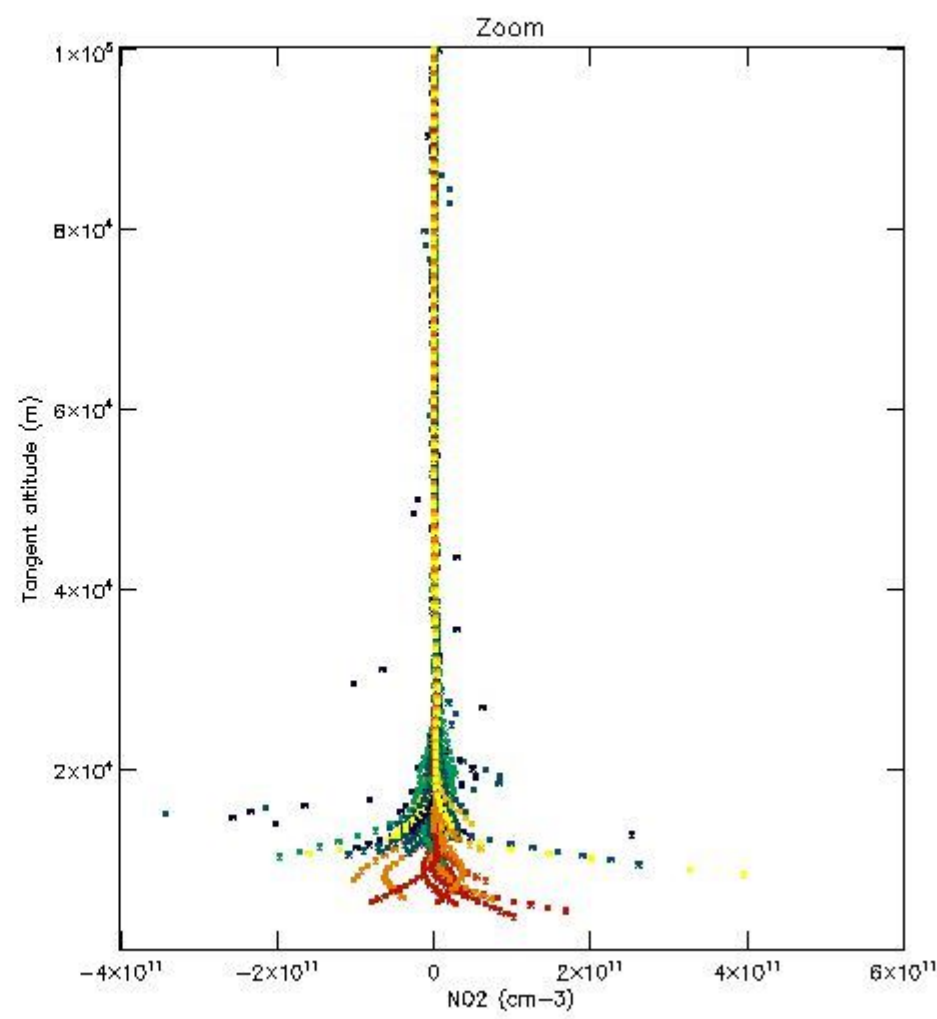
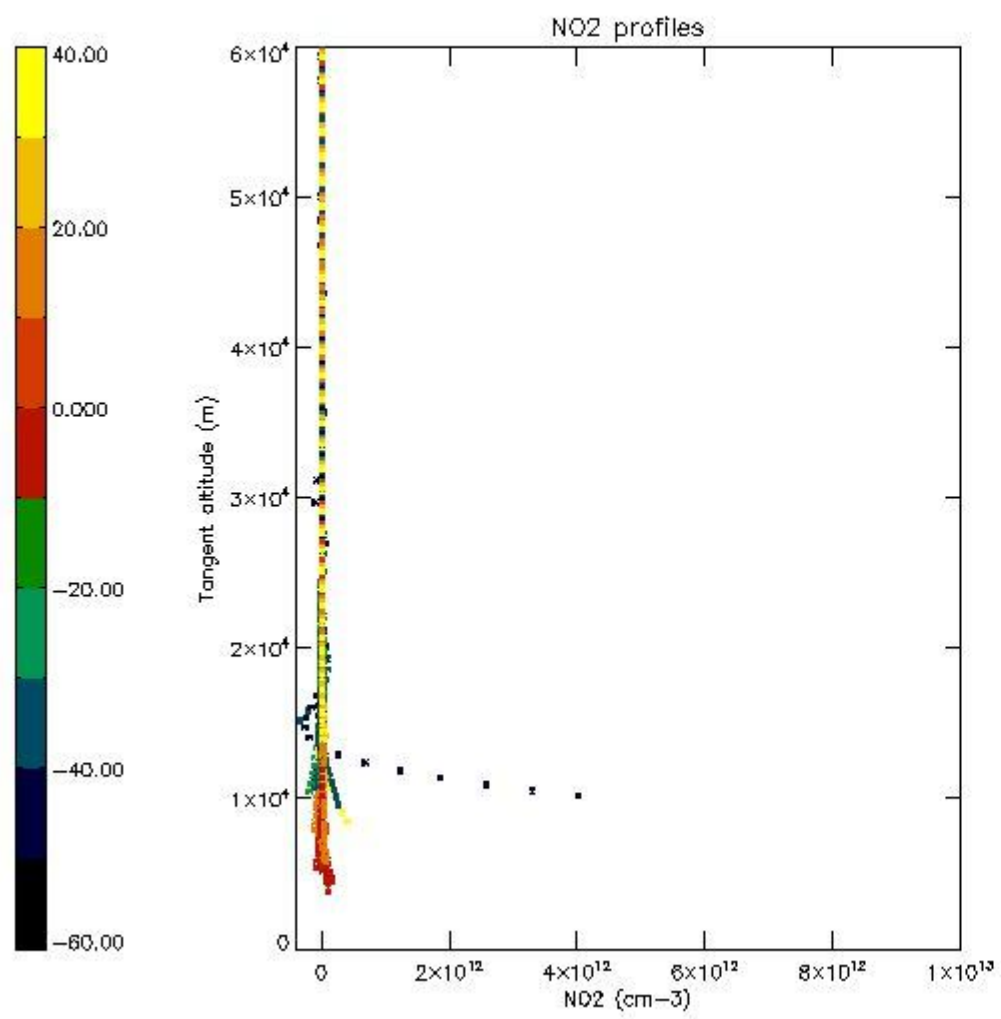
*5.5 Plot ozone profiles where STD < 5% (dark without errors)*

The colorbar represents the latitude.



*5.6 Plot NO<sub>2</sub> profiles for all STD (dark without errors)*

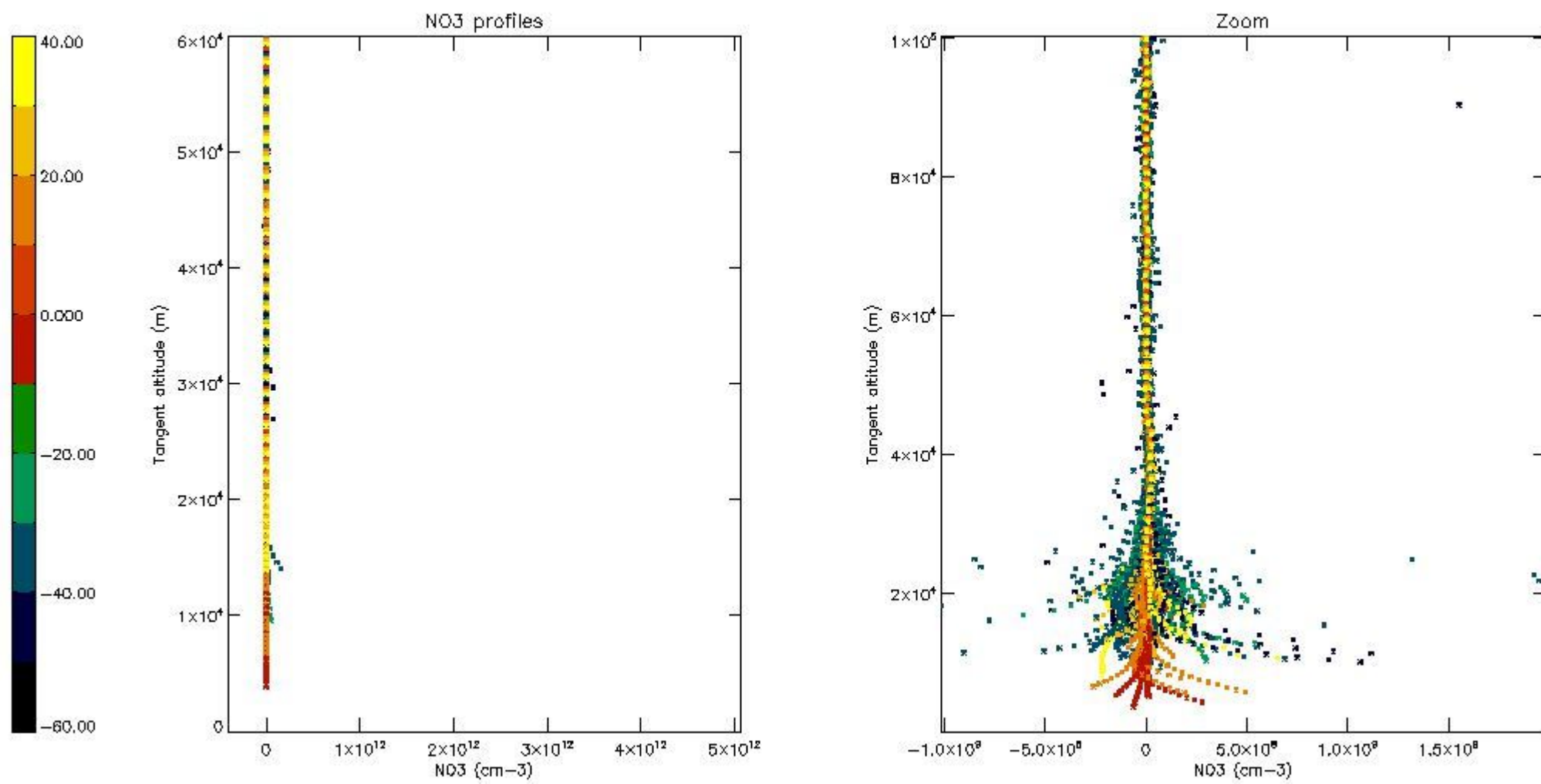
The colorbar represents the latitude.



*5.7 Plot NO3 profiles for all STD (dark without errors)*

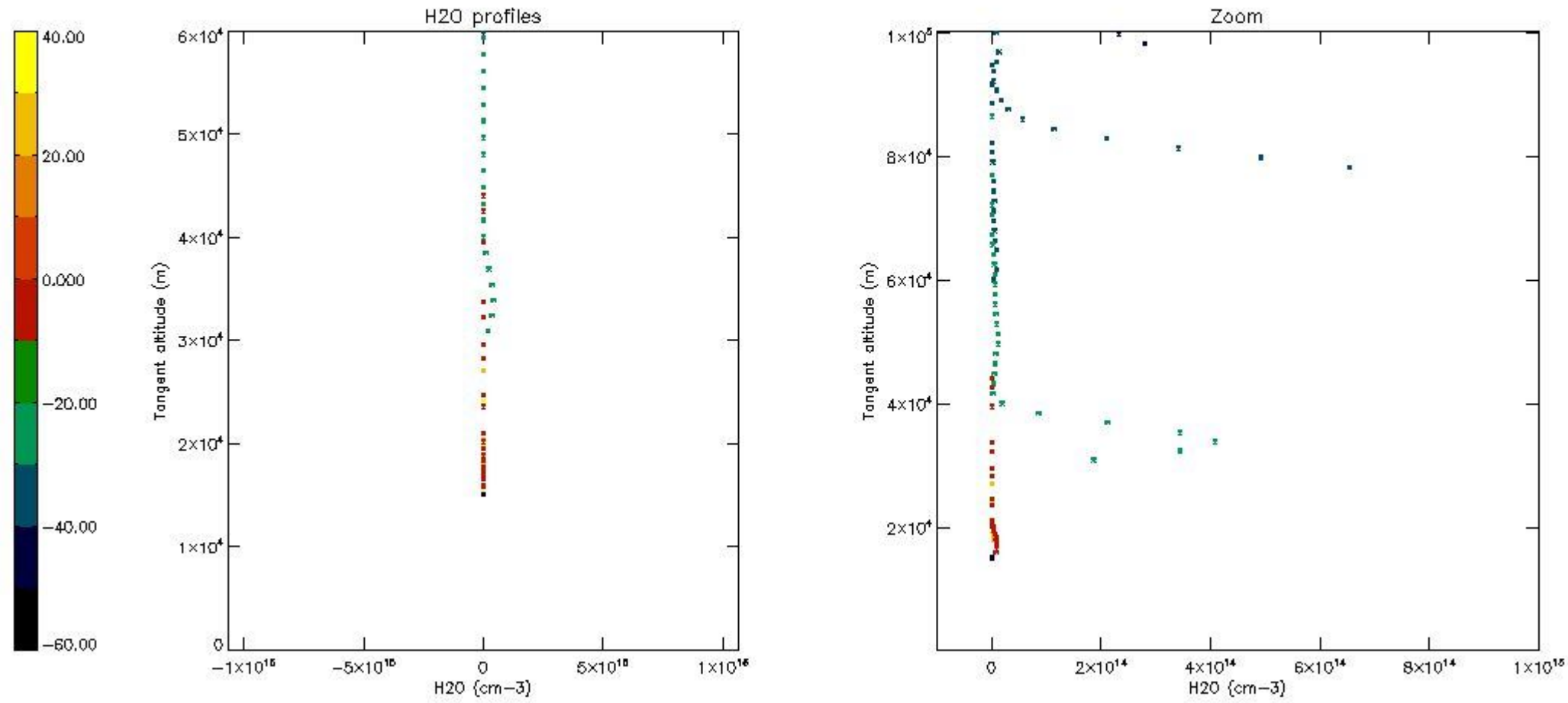
The colorbar represents the latitude.





5.8 Plot H2O profiles for all STD (only for occultations of stars 1,2,3,4,13,14,16,26,63 dark without errors)

The colorbar represents the latitude.



## 6. Auxiliary Data Files used for the production reported in section 2

The number reported in the third column indicates since which file (see list in section 2) the corresponding auxiliary file has been used. The fourth column is the date of those product files.

Type	Auxiliary Filename	Used since product	Used since product date
INST_PHYS_CHARACTERISTICS	GOM_INS_AXVIEC20091111_143220_20030716_120000_20500101_000000	1	15-FEB-2008 00:00:28
LEVEL-2_PROC_CONFIG	GOM_PR2_AXVIEC20091111_152718_20020301_000000_20500101_000000	1	15-FEB-2008 00:00:28
CROSS_SECTIONS_FILE	GOM_CRS_AXVIEC20091111_154832_20020301_000000_20500101_000000	1	15-FEB-2008 00:00:28

# GOMOS Level 2 Daily Report

## SUMMARY

### [1. General Info](#)

### [2. Summary of processed GOM\\_NL\\_2P products](#)

### [3. Level 2 Quality information per product](#)

#### [3.1 Plot of level 2 quality information per product \(time dependant\)](#)

#### [3.2 Plot of level 2 quality information per product \(world map\)](#)

### [4. Level 1 Quality information per product \(stored on level 2 products\)](#)

#### [4.1 Plot of level 1 quality information per product \(time dependant\)](#)

##### [4.1.1 Plot of level 1 quality information per product \(time dependant\): ASCENDING](#)

##### [4.1.2 Plot of level 1 quality information per product \(time dependant\): DESCENDING](#)

#### [4.2 Plot of level 1 quality information per product \(world map\)](#)

##### [4.2.1 Plot of level 1 quality information per product \(world map\): ASCENDING](#)

##### [4.2.2 Plot of level 1 quality information per product \(world map\): DESCENDING](#)

### [5. Ozone profiles based on quality statistics and other trace gas profiles](#)

#### [5.1 Ozone statistics based on quality of products](#)

#### [5.2 Plot ozone profiles for all STD \(dark without errors\)](#)

#### [5.3 Plot ozone profiles where STD < 20% \(dark without errors\)](#)

#### [5.4. Plot ozone profiles where STD < 10% \(dark without errors\)](#)

#### [5.5. Plot ozone profiles where STD < 5% \(dark without errors\)](#)

#### [5.6 Plot NO2 profiles for all STD \(dark without errors\)](#)

#### [5.7 Plot NO3 profiles for all STD \(dark without errors\)](#)

#### [5.8 Plot H2O profiles \(only for occultations of stars 1,2,3,4,13,14,16,26,63 dark without errors\) for all STD](#)

### [6. Auxiliary Data Files used for the production reported in section 2](#)



This report presents the daily analysis on parameters extracted from GOMOS level 2 data (GOM\_NL\_\_2P). It is intended to monitor some important parameters that will impact the quality of these products. A list of level 2 products (and content) that have arrived during the reporting day to the PCF is also given.

Item	Value
Time of report generation	25APR2013 10:27:57
Data source version	GOMOS/6.01
Start time of products	15-02-2008 (15FEB2008 00:00:00)
Stop time of products	16-02-2008 (16FEB2008 00:00:00)
Store outputs in DB	Yes
Nb of level 2 prods	295
Nb of prods with errors	0

## 2. Summary of processed GOM\_NL\_\_2P products.

Nr	Filename	UTC Start time	Limb	Duration	Star Id	Star Name	Star Mag	Star Temp	Nb Meas	Orbit	Prod. error
1	GOM_NL__2PRFIN20080215_000028_00000382066_00045_31161_5824.N1	15-FEB-2008 00:00:28	Dark	38.000	71	lot Car	2.2460	7700.0	76	31161	No
2	GOM_NL__2PRFIN20080215_000206_00000402066_00045_31161_5825.N1	15-FEB-2008 00:02:06	Dark	39.500	46	Del Vel	1.9540	10600.	79	31161	No
3	GOM_NL__2PRFIN20080215_000429_00000392066_00045_31161_5826.N1	15-FEB-2008 00:04:29	Straylight	39.000	34	Gam2Vel	1.7930	23000.	78	31161	No
4	GOM_NL__2PRFIN20080215_000634_00000372066_00045_31161_5827.N1	15-FEB-2008 00:06:34	Straylight	37.000	70	Zet Pup	2.2460	39000.	74	31161	No
5	GOM_NL__2PRFIN20080215_001051_00000382066_00045_31161_5828.N1	15-FEB-2008 00:10:51	Straylight	38.000	132	15Rho Pup	2.8030	6900.0	76	31161	No
6	GOM_NL__2PRFIN20080215_001919_00000502066_00045_31161_5829.N1	15-FEB-2008 00:19:19	Bright	49.500	8	10Alp CMi	0.40000	6500.0	99	31161	No
7	GOM_NL__2PRFIN20080215_002537_00000392066_00045_31161_5830.N1	15-FEB-2008 00:25:37	Bright	38.500	17	78Bet Gem	1.1610	4500.0	77	31161	No
8	GOM_NL__2PRFIN20080215_004300_00000332066_00045_31161_5831.N1	15-FEB-2008 00:43:00	Bright	32.500	49	1Alp UMi	1.9900	6300.0	65	31161	No
9	GOM_NL__2PRFIN20080215_004955_00000362066_00045_31161_5832.N1	15-FEB-2008 00:49:55	Bright	36.000	89	5Alp Cep	2.4510	8000.0	72	31161	No
10	GOM_NL__2PRFIN20080215_005502_00000352066_00045_31161_5833.N1	15-FEB-2008 00:55:02	Bright	35.000	19	50Alp Cyg	1.2460	10500.	70	31161	No
11	GOM_NL__2PRFIN20080215_005639_00000352066_00045_31161_5834.N1	15-FEB-2008 00:56:39	Bright	34.500	66	37Gam Cyg	2.2080	5900.0	69	31161	No
12	GOM_NL__2PRFIN20080215_010451_00000342066_00045_31161_5835.N1	15-FEB-2008 01:04:51	Bright	34.000	168	17Zet Aql	2.9860	11000.	68	31161	No
13	GOM_NL__2PRFIN20080215_011603_00000372066_00045_31161_5836.N1	15-FEB-2008 01:16:03	Twilight	37.000	57	34Sig Sgr	2.0660	26000.	74	31161	No
14	GOM_NL__2PRFIN20080215_011848_00000402066_00045_31161_5837.N1	15-FEB-2008 01:18:48	Dark	40.000	38	20Eps Sgr	1.8360	11000.	80	31161	No
15	GOM_NL__2PRFIN20080215_012211_00000432066_00045_31161_5838.N1	15-FEB-2008 01:22:11	Dark	43.000	40	The Sco	1.8590	7100.0	86	31161	No
16	GOM_NL__2PRFIN20080215_012358_00000382066_00045_31161_5839.N1	15-FEB-2008 01:23:58	Dark	38.000	147	Alp Ara	2.8770	26000.	76	31161	No
17	GOM_NL__2PRFIN20080215_012525_00000382066_00045_31161_5840.N1	15-FEB-2008 01:25:25	Dark	38.000	141	Bet Ara	2.8400	4600.0	76	31161	No
18	GOM_NL__2PRFIN20080215_013132_00000432066_00046_31162_5840.N1	15-FEB-2008 01:31:32	Dark	43.000	4	Alp1Cen	-0.010000	5800.0	86	31162	No
19	GOM_NL__2PRFIN20080215_013251_00000412066_00046_31162_5841.N1	15-FEB-2008 01:32:51	Dark	41.000	10	Bet Cen	0.61000	28000.	82	31162	No
20	GOM_NL__2PRFIN20080215_013557_00000402066_00046_31162_5842.N1	15-FEB-2008 01:35:57	Dark	39.500	12	Alp1Cru	0.77500	30000.	79	31162	No
21	GOM_NL__2PRFIN20080215_013827_00000382066_00046_31162_5843.N1	15-FEB-2008 01:38:27	Dark	38.000	29	Bet Car	1.6720	10200.	76	31162	No
22	GOM_NL__2PRFIN20080215_014104_00000412066_00046_31162_5844.N1	15-FEB-2008 01:41:04	Dark	40.500	71	lot Car	2.2460	7700.0	81	31162	No
23	GOM_NL__2PRFIN20080215_014242_00000382066_00046_31162_5845.N1	15-FEB-2008 01:42:42	Dark	38.000	46	Del Vel	1.9540	10600.	76	31162	No
24	GOM_NL__2PRFIN20080215_014505_00000382066_00046_31162_5846.N1	15-FEB-2008 01:45:05	Straylight	37.500	34	Gam2Vel	1.7930	23000.	75	31162	No
25	GOM_NL__2PRFIN20080215_014710_00000392066_00046_31162_5847.N1	15-FEB-2008 01:47:10	Straylight	38.500	70	Zet Pup	2.2460	39000.	77	31162	No
26	GOM_NL__2PRFIN20080215_015127_00000412066_00046_31162_5848.N1	15-FEB-2008 01:51:27	Straylight	40.500	132	15Rho Pup	2.8030	6900.0	81	31162	No
27	GOM_NL__2PRFIN20080215_015955_00000512066_00046_31162_5849.N1	15-FEB-2008 01:59:55	Bright	50.500	8	10Alp CMi	0.40000	6500.0	101	31162	No
28	GOM_NL__2PRFIN20080215_020613_00000362066_00046_31162_5850.N1	15-FEB-2008 02:06:13	Bright	36.000	17	78Bet Gem	1.1610	4500.0	72	31162	No
29	GOM_NL__2PRFIN20080215_022336_00000332066_00046_31162_5851.N1	15-FEB-2008 02:23:36	Bright	33.000	49	1Alp UMi	1.9900	6300.0	66	31162	No
30	GOM_NL__2PRFIN20080215_023031_00000352066_00046_31162_5852.N1	15-FEB-2008 02:30:31	Bright	35.000	89	5Alp Cep	2.4510	8000.0	70	31162	No
31	GOM_NL__2PRFIN20080215_023538_00000362066_00046_31162_5853.N1	15-FEB-2008 02:35:38	Bright	36.000	19	50Alp Cyg	1.2460	10500.	72	31162	No
32	GOM_NL__2PRFIN20080215_023715_00000352066_00046_31162_5854.N1	15-FEB-2008 02:37:15	Bright	34.500	66	37Gam Cyg	2.2080	5900.0	69	31162	No
33	GOM_NL__2PRFIN20080215_024527_00000352066_00046_31162_5855.N1	15-FEB-2008 02:45:27	Bright	34.500	168	17Zet Aql	2.9860	11000.	69	31162	No
34	GOM_NL__2PRFIN20080215_025639_00000422066_00046_31162_5856.N1	15-FEB-2008 02:56:39	Twilight	41.500	57	34Sig Sgr	2.0660	26000.	83	31162	No
35	GOM_NL__2PRFIN20080215_025924_00000412066_00046_31162_5857.N1	15-FEB-2008 02:59:24	Dark	40.500	38	20Eps Sgr	1.8360	11000.	81	31162	No
36	GOM_NL__2PRFIN20080215_030130_00000452066_00046_31162_5858.N1	15-FEB-2008 03:01:30	Dark	44.500	25	35Lam Sco	1.6200	28000.	89	31162	No
37	GOM_NL__2PRFIN20080215_030248_00000442066_00046_31162_5859.N1	15-FEB-2008 03:02:48	Dark	44.000	40	The Sco	1.8590	7100.0	88	31162	No
38	GOM_NL__2PRFIN20080215_030434_00000382066_00046_31162_5860.N1	15-FEB-2008 03:04:34	Dark	37.500	147	Alp Ara	2.8770	26000.	75	31162	No
39	GOM_NL__2PRFIN20080215_030601_00000392066_00046_31162_5861.N1	15-FEB-2008 03:06:01	Dark	38.500	141	Bet Ara	2.8400	4600.0	77	31162	No
40	GOM_NL__2PRFIN20080215_031209_00000422066_00047_31163_5850.N1	15-FEB-2008 03:12:09	Dark	41.500	4	Alp1Cen	-0.010000	5800.0	83	31163	No
41	GOM_NL__2PRFIN20080215_031327_00000432066_00047_31163_5851.N1	15-FEB-2008 03:13:27	Dark	42.500	10	Bet Cen	0.61000	28000.	85	31163	No
42	GOM_NL__2PRFIN20080215_031633_00000432066_00047_31163_5852.N1	15-FEB-2008 03:16:33	Dark	43.000	12	Alp1Cru	0.77500	30000.	86	31163	No

43	GOM_NL__2PRFIN20080215_031904_000000362066_00047_31163_5853.N1	15-FEB-2008 03:19:04	Dark	36.000	29	Bet Car	1.6720	10200.	72	31163	No
44	GOM_NL__2PRFIN20080215_032140_000000382066_00047_31163_5854.N1	15-FEB-2008 03:21:40	Dark	37.500	71	lot Car	2.2460	7700.0	75	31163	No
45	GOM_NL__2PRFIN20080215_032318_000000402066_00047_31163_5855.N1	15-FEB-2008 03:23:18	Dark	40.000	46	Del Vel	1.9540	10600.	80	31163	No
46	GOM_NL__2PRFIN20080215_032542_000000412066_00047_31163_5856.N1	15-FEB-2008 03:25:42	Straylight	41.000	34	Gam2Vel	1.7930	23000.	82	31163	No
47	GOM_NL__2PRFIN20080215_032746_000000402066_00047_31163_5857.N1	15-FEB-2008 03:27:46	Straylight	40.000	70	Zet Pup	2.2460	39000.	80	31163	No
48	GOM_NL__2PRFIN20080215_033204_000000412066_00047_31163_5858.N1	15-FEB-2008 03:32:04	Straylight	41.000	132	15Rho Pup	2.8030	6900.0	82	31163	No
49	GOM_NL__2PRFIN20080215_034031_000000432066_00047_31163_5859.N1	15-FEB-2008 03:40:31	Bright	43.000	8	10Alp CMi	0.40000	6500.0	86	31163	No
50	GOM_NL__2PRFIN20080215_034649_000000372066_00047_31163_5860.N1	15-FEB-2008 03:46:49	Bright	37.000	17	78Bet Gem	1.1610	4500.0	74	31163	No
51	GOM_NL__2PRFIN20080215_040412_000000352066_00047_31163_5861.N1	15-FEB-2008 04:04:12	Bright	35.000	49	1Alp UMi	1.9900	6300.0	70	31163	No
52	GOM_NL__2PRFIN20080215_041107_000000362066_00047_31163_5862.N1	15-FEB-2008 04:11:07	Bright	36.000	89	5Alp Cep	2.4510	8000.0	72	31163	No
53	GOM_NL__2PRFIN20080215_041614_000000342066_00047_31163_5863.N1	15-FEB-2008 04:16:14	Bright	34.000	19	50Alp Cyg	1.2460	10500.	68	31163	No
54	GOM_NL__2PRFIN20080215_041751_000000352066_00047_31163_5864.N1	15-FEB-2008 04:17:51	Bright	35.000	66	37Gam Cyg	2.2080	5900.0	70	31163	No
55	GOM_NL__2PRFIN20080215_042603_000000342066_00047_31163_5865.N1	15-FEB-2008 04:26:03	Bright	33.500	168	17Zet Aql	2.9860	11000.	67	31163	No
56	GOM_NL__2PRFIN20080215_043716_000000402066_00047_31163_5866.N1	15-FEB-2008 04:37:16	Twilight	39.500	57	34Sig Sgr	2.0660	26000.	79	31163	No
57	GOM_NL__2PRFIN20080215_044001_000000422066_00047_31163_5867.N1	15-FEB-2008 04:40:01	Dark	41.500	38	20Eps Sgr	1.8360	11000.	83	31163	No
58	GOM_NL__2PRFIN20080215_044207_000000442066_00047_31163_5868.N1	15-FEB-2008 04:42:07	Dark	43.500	25	35Lam Sco	1.6200	28000.	87	31163	No
59	GOM_NL__2PRFIN20080215_044324_000000442066_00047_31163_5869.N1	15-FEB-2008 04:43:24	Dark	44.000	40	The Sco	1.8590	7100.0	88	31163	No
60	GOM_NL__2PRFIN20080215_044510_000000372066_00047_31163_5870.N1	15-FEB-2008 04:45:10	Dark	36.500	147	Alp Ara	2.8770	26000.	73	31163	No
61	GOM_NL__2PRFIN20080215_044638_000000422066_00047_31163_5871.N1	15-FEB-2008 04:46:38	Dark	41.500	141	Bet Ara	2.8400	4600.0	83	31163	No
62	GOM_NL__2PRFIN20080215_045245_000000542066_00048_31164_5861.N1	15-FEB-2008 04:52:45	Dark	53.500	4	Alp1Cen	-0.010000	5800.0	107	31164	No
63	GOM_NL__2PRFIN20080215_045404_000000422066_00048_31164_5862.N1	15-FEB-2008 04:54:04	Dark	41.500	10	Bet Cen	0.61000	28000.	83	31164	No
64	GOM_NL__2PRFIN20080215_045710_000000452066_00048_31164_5863.N1	15-FEB-2008 04:57:10	Dark	45.000	12	Alp1Cru	0.77500	30000.	90	31164	No
65	GOM_NL__2PRFIN20080215_045940_000000372066_00048_31164_5864.N1	15-FEB-2008 04:59:40	Dark	37.000	29	Bet Car	1.6720	10200.	74	31164	No
66	GOM_NL__2PRFIN20080215_050217_000000392066_00048_31164_5865.N1	15-FEB-2008 05:02:17	Dark	38.500	71	lot Car	2.2460	7700.0	77	31164	No
67	GOM_NL__2PRFIN20080215_050354_000000392066_00048_31164_5866.N1	15-FEB-2008 05:03:54	Dark	39.000	46	Del Vel	1.9540	10600.	78	31164	No
68	GOM_NL__2PRFIN20080215_050618_000000422066_00048_31164_5867.N1	15-FEB-2008 05:06:18	Straylight	41.500	34	Gam2Vel	1.7930	23000.	83	31164	No
69	GOM_NL__2PRFIN20080215_050822_000000392066_00048_31164_5868.N1	15-FEB-2008 05:08:22	Straylight	38.500	70	Zet Pup	2.2460	39000.	77	31164	No
70	GOM_NL__2PRFIN20080215_051240_000000382066_00048_31164_5869.N1	15-FEB-2008 05:12:40	Straylight	38.000	132	15Rho Pup	2.8030	6900.0	76	31164	No
71	GOM_NL__2PRFIN20080215_052108_000000482066_00048_31164_5870.N1	15-FEB-2008 05:21:08	Bright	47.500	8	10Alp CMi	0.40000	6500.0	95	31164	No
72	GOM_NL__2PRFIN20080215_052725_000000382066_00048_31164_5871.N1	15-FEB-2008 05:27:25	Bright	38.000	17	78Bet Gem	1.1610	4500.0	76	31164	No
73	GOM_NL__2PRFIN20080215_054448_000000372066_00048_31164_5872.N1	15-FEB-2008 05:44:48	Bright	37.000	49	1Alp UMi	1.9900	6300.0	74	31164	No
74	GOM_NL__2PRFIN20080215_055143_000000362066_00048_31164_5873.N1	15-FEB-2008 05:51:43	Bright	36.000	89	5Alp Cep	2.4510	8000.0	72	31164	No
75	GOM_NL__2PRFIN20080215_055650_000000372066_00048_31164_5874.N1	15-FEB-2008 05:56:50	Bright	36.500	19	50Alp Cyg	1.2460	10500.	73	31164	No
76	GOM_NL__2PRFIN20080215_055827_000000362066_00048_31164_5875.N1	15-FEB-2008 05:58:27	Bright	35.500	66	37Gam Cyg	2.2080	5900.0	71	31164	No
77	GOM_NL__2PRFIN20080215_060639_000000352066_00048_31164_5876.N1	15-FEB-2008 06:06:39	Bright	34.500	168	17Zet Aql	2.9860	11000.	69	31164	No
78	GOM_NL__2PRFIN20080215_061752_000000382066_00048_31164_5877.N1	15-FEB-2008 06:17:52	Twilight	38.000	57	34Sig Sgr	2.0660	26000.	76	31164	No
79	GOM_NL__2PRFIN20080215_062037_000000422066_00048_31164_5878.N1	15-FEB-2008 06:20:37	Dark	42.000	38	20Eps Sgr	1.8360	11000.	84	31164	No
80	GOM_NL__2PRFIN20080215_062244_000000442066_00048_31164_5879.N1	15-FEB-2008 06:22:44	Dark	43.500	25	35Lam Sco	1.6200	28000.	87	31164	No
81	GOM_NL__2PRFIN20080215_062401_000000432066_00048_31164_5880.N1	15-FEB-2008 06:24:01	Dark	43.000	40	The Sco	1.8590	7100.0	86	31164	No
82	GOM_NL__2PRFIN20080215_062547_000000392066_00048_31164_5881.N1	15-FEB-2008 06:25:47	Dark	38.500	147	Alp Ara	2.8770	26000.	77	31164	No
83	GOM_NL__2PRFIN20080215_062714_000000412066_00048_31164_5882.N1	15-FEB-2008 06:27:14	Dark	40.500	141	Bet Ara	2.8400	4600.0	81	31164	No
84	GOM_NL__2PRFIN20080215_063322_000000472066_00049_31165_5880.N1	15-FEB-2008 06:33:22	Dark	46.500	4	Alp1Cen	-0.010000	5800.0	93	31165	No
85	GOM_NL__2PRFIN20080215_063441_000000412066_00049_31165_5881.N1	15-FEB-2008 06:34:41	Dark	41.000	10	Bet Cen	0.61000	28000.	82	31165	No
86	GOM_NL__2PRFIN20080215_063746_000000412066_00049_31165_5882.N1	15-FEB-2008 06:37:46	Dark	41.000	12	Alp1Cru	0.77500	30000.	82	31165	No
87	GOM_NL__2PRFIN20080215_064016_000000382066_00049_31165_5883.N1	15-FEB-2008 06:40:16	Dark	38.000	29	Bet Car	1.6720	10200.	76	31165	No
88	GOM_NL__2PRFIN20080215_064253_000000392066_00049_31165_5884.N1	15-FEB-2008 06:42:53	Dark	39.000	71	lot Car	2.2460	7700.0	78	31165	No
89	GOM_NL__2PRFIN20080215_064431_000000402066_00049_31165_5885.N1	15-FEB-2008 06:44:31	Dark	40.000	46	Del Vel	1.9540	10600.	80	31165	No
90	GOM_NL__2PRFIN20080215_064654_000000412066_00049_31165_5886.N1	15-FEB-2008 06:46:54	Straylight	41.000	34	Gam2Vel	1.7930	23000.	82	31165	No
91	GOM_NL__2PRFIN20080215_064859_000000382066_00049_31165_5887.N1	15-FEB-2008 06:48:59	Straylight	38.000	70	Zet Pup	2.2460	39000.	76	31165	No
92	GOM_NL__2PRFIN20080215_065316_000000382066_00049_31165_5888.N1	15-FEB-2008 06:53:16	Straylight	37.500	132	15Rho Pup	2.8030	6900.0	75	31165	No
93	GOM_NL__2PRFIN20080215_084220_000000502066_00050_31166_5886.N1	15-FEB-2008 08:42:20	Bright	49.500	8	10Alp CMi	0.40000	6500.0	99	31166	No
94	GOM_NL__2PRFIN20080215_084837_000000392066_00050_31166_5887.N1	15-FEB-2008 08:48:37	Bright	38.500	17	78Bet Gem	1.1610	4500.0	77	31166	No
95	GOM_NL__2PRFIN20080215_090600_000000372066_00050_31166_5888.N1	15-FEB-2008 09:06:00	Bright	36.500	49	1Alp UMi	1.9900	6300.0	73	31166	No
96	GOM_NL__2PRFIN20080215_091256_000000372066_00050_31166_5889.N1	15-FEB-2008 09:12:56	Bright	36.500	89	5Alp Cep	2.4510	8000.0	73	31166	No
97	GOM_NL__2PRFIN20080215_091803_000000362066_00050_31166_5890.N1	15-FEB-2008 09:18:03	Bright	35.500	19	50Alp Cyg	1.2460	10500.	71	31166	No
98	GOM_NL__2PRFIN20080215_091940_000000352066_00050_31166_5891.N1	15-FEB-2008 09:19:40	Bright	34.500	66	37Gam Cyg	2.2080	5900.0	69	31166	No
99	GOM_NL__2PRFIN20080215_092752_000000342066_00050_31166_5892.N1	15-FEB-2008 09:27:52	Bright	34.000	168	17Zet Aql	2.9860	11000.	68	31166	No
100	GOM_NL__2PRFIN20080215_093904_000000422066_00050_31166_5893.N1	15-FEB-2008 09:39:04	Twilight	42.000	57	34Sig Sgr	2.0660	26000.	84	31166	No
101	GOM_NL__2PRFIN20080215_094150_000000392066_00050_31166_5894.N1	15-FEB-2008 09:41:50	Dark	38.500	38	20Eps Sgr	1.8360	11000.	77	31166	No

102	GOM_NL__2PRFIN20080215_094357_000000422066_00050_31166_5895.N1	15-FEB-2008 09:43:57	Dark	41.500	25	35Lam Sco	1.6200	28000.	83	31166	No
103	GOM_NL__2PRFIN20080215_094514_000000402066_00050_31166_5896.N1	15-FEB-2008 09:45:14	Dark	39.500	40	The Sco	1.8590	7100.0	79	31166	No
104	GOM_NL__2PRFIN20080215_094700_000000402066_00050_31166_5897.N1	15-FEB-2008 09:47:00	Dark	39.500	147	Alp Ara	2.8770	26000.	79	31166	No
105	GOM_NL__2PRFIN20080215_094827_000000432066_00050_31166_5898.N1	15-FEB-2008 09:48:27	Dark	42.500	141	Bet Ara	2.8400	4600.0	85	31166	No
106	GOM_NL__2PRFIN20080215_095435_000000562066_00051_31167_5908.N1	15-FEB-2008 09:54:35	Dark	55.500	4	Alp1Cen	-0.010000	5800.0	111	31167	No
107	GOM_NL__2PRFIN20080215_095554_000000512066_00051_31167_5909.N1	15-FEB-2008 09:55:54	Dark	50.500	10	Bet Cen	0.61000	28000.	101	31167	No
108	GOM_NL__2PRFIN20080215_095859_000000402066_00051_31167_5910.N1	15-FEB-2008 09:58:59	Dark	40.000	12	Alp1Cru	0.77500	30000.	80	31167	No
109	GOM_NL__2PRFIN20080215_100128_000000372066_00051_31167_5911.N1	15-FEB-2008 10:01:28	Dark	37.000	29	Bet Car	1.6720	10200.	74	31167	No
110	GOM_NL__2PRFIN20080215_100405_000000372066_00051_31167_5912.N1	15-FEB-2008 10:04:05	Dark	36.500	71	lot Car	2.2460	7700.0	73	31167	No
111	GOM_NL__2PRFIN20080215_100543_000000452066_00051_31167_5913.N1	15-FEB-2008 10:05:43	Dark	45.000	46	Del Vel	1.9540	10600.	90	31167	No
112	GOM_NL__2PRFIN20080215_100806_000000432066_00051_31167_5914.N1	15-FEB-2008 10:08:06	Straylight	42.500	34	Gam2Vel	1.7930	23000.	85	31167	No
113	GOM_NL__2PRFIN20080215_101011_000000412066_00051_31167_5915.N1	15-FEB-2008 10:10:11	Straylight	40.500	70	Zet Pup	2.2460	39000.	81	31167	No
114	GOM_NL__2PRFIN20080215_101428_000000402066_00051_31167_5916.N1	15-FEB-2008 10:14:28	Straylight	40.000	132	15Rho Pup	2.8030	6900.0	80	31167	No
115	GOM_NL__2PRFIN20080215_102256_000000502066_00051_31167_5917.N1	15-FEB-2008 10:22:56	Bright	50.000	8	10Alp CMi	0.40000	6500.0	100	31167	No
116	GOM_NL__2PRFIN20080215_102913_000000392066_00051_31167_5918.N1	15-FEB-2008 10:29:13	Bright	38.500	17	78Bet Gem	1.1610	4500.0	77	31167	No
117	GOM_NL__2PRFIN20080215_104636_000000362066_00051_31167_5919.N1	15-FEB-2008 10:46:36	Bright	35.500	49	1Alp UMi	1.9900	6300.0	71	31167	No
118	GOM_NL__2PRFIN20080215_105332_000000362066_00051_31167_5920.N1	15-FEB-2008 10:53:32	Bright	35.500	89	5Alp Cep	2.4510	8000.0	71	31167	No
119	GOM_NL__2PRFIN20080215_105839_000000342066_00051_31167_5921.N1	15-FEB-2008 10:58:39	Bright	34.000	19	50Alp Cyg	1.2460	10500.	68	31167	No
120	GOM_NL__2PRFIN20080215_110016_000000352066_00051_31167_5922.N1	15-FEB-2008 11:00:16	Bright	34.500	66	37Gam Cyg	2.2080	5900.0	69	31167	No
121	GOM_NL__2PRFIN20080215_110828_000000342066_00051_31167_5923.N1	15-FEB-2008 11:08:28	Bright	34.000	168	17Zet Aql	2.9860	11000.	68	31167	No
122	GOM_NL__2PRFIN20080215_111940_000000392066_00051_31167_5924.N1	15-FEB-2008 11:19:40	Twilight	38.500	57	34Sig Sgr	2.0660	26000.	77	31167	No
123	GOM_NL__2PRFIN20080215_112226_000000412066_00051_31167_5925.N1	15-FEB-2008 11:22:26	Dark	40.500	38	20Eps Sgr	1.8360	11000.	81	31167	No
124	GOM_NL__2PRFIN20080215_112433_000000432066_00051_31167_5926.N1	15-FEB-2008 11:24:33	Dark	43.000	25	35Lam Sco	1.6200	28000.	86	31167	No
125	GOM_NL__2PRFIN20080215_112550_000000402066_00051_31167_5927.N1	15-FEB-2008 11:25:50	Dark	39.500	40	The Sco	1.8590	7100.0	79	31167	No
126	GOM_NL__2PRFIN20080215_112736_000000392066_00051_31167_5928.N1	15-FEB-2008 11:27:36	Dark	38.500	147	Alp Ara	2.8770	26000.	77	31167	No
127	GOM_NL__2PRFIN20080215_112903_000000382066_00051_31167_5929.N1	15-FEB-2008 11:29:03	Dark	37.500	141	Bet Ara	2.8400	4600.0	75	31167	No
128	GOM_NL__2PRFIN20080215_113511_000000532066_00052_31168_5923.N1	15-FEB-2008 11:35:11	Dark	53.000	4	Alp1Cen	-0.010000	5800.0	106	31168	No
129	GOM_NL__2PRFIN20080215_113630_000000472066_00052_31168_5924.N1	15-FEB-2008 11:36:30	Dark	47.000	10	Bet Cen	0.61000	28000.	94	31168	No
130	GOM_NL__2PRFIN20080215_113935_000000522066_00052_31168_5925.N1	15-FEB-2008 11:39:35	Dark	51.500	12	Alp1Cru	0.77500	30000.	103	31168	No
131	GOM_NL__2PRFIN20080215_114204_000000472066_00052_31168_5926.N1	15-FEB-2008 11:42:04	Dark	46.500	29	Bet Car	1.6720	10200.	93	31168	No
132	GOM_NL__2PRFIN20080215_114441_000000372066_00052_31168_5927.N1	15-FEB-2008 11:44:41	Dark	36.500	71	lot Car	2.2460	7700.0	73	31168	No
133	GOM_NL__2PRFIN20080215_114619_000000432066_00052_31168_5928.N1	15-FEB-2008 11:46:19	Dark	43.000	46	Del Vel	1.9540	10600.	86	31168	No
134	GOM_NL__2PRFIN20080215_114842_000000422066_00052_31168_5929.N1	15-FEB-2008 11:48:42	Straylight	42.000	34	Gam2Vel	1.7930	23000.	84	31168	No
135	GOM_NL__2PRFIN20080215_115047_000000382066_00052_31168_5930.N1	15-FEB-2008 11:50:47	Straylight	38.000	70	Zet Pup	2.2460	39000.	76	31168	No
136	GOM_NL__2PRFIN20080215_115504_000000402066_00052_31168_5931.N1	15-FEB-2008 11:55:04	Straylight	40.000	132	15Rho Pup	2.8030	6900.0	80	31168	No
137	GOM_NL__2PRFIN20080215_120332_000000462066_00052_31168_5932.N1	15-FEB-2008 12:03:32	Bright	46.000	8	10Alp CMi	0.40000	6500.0	92	31168	No
138	GOM_NL__2PRFIN20080215_120949_000000382066_00052_31168_5933.N1	15-FEB-2008 12:09:49	Bright	38.000	17	78Bet Gem	1.1610	4500.0	76	31168	No
139	GOM_NL__2PRFIN20080215_122712_000000352066_00052_31168_5934.N1	15-FEB-2008 12:27:12	Bright	35.000	49	1Alp UMi	1.9900	6300.0	70	31168	No
140	GOM_NL__2PRFIN20080215_123408_000000362066_00052_31168_5935.N1	15-FEB-2008 12:34:08	Bright	36.000	89	5Alp Cep	2.4510	8000.0	72	31168	No
141	GOM_NL__2PRFIN20080215_123915_000000362066_00052_31168_5936.N1	15-FEB-2008 12:39:15	Bright	35.500	19	50Alp Cyg	1.2460	10500.	71	31168	No
142	GOM_NL__2PRFIN20080215_124052_000000352066_00052_31168_5937.N1	15-FEB-2008 12:40:52	Bright	35.000	66	37Gam Cyg	2.2080	5900.0	70	31168	No
143	GOM_NL__2PRFIN20080215_124904_000000352066_00052_31168_5938.N1	15-FEB-2008 12:49:04	Bright	34.500	168	17Zet Aql	2.9860	11000.	69	31168	No
144	GOM_NL__2PRFIN20080215_130017_000000422066_00052_31168_5939.N1	15-FEB-2008 13:00:17	Twilight	41.500	57	34Sig Sgr	2.0660	26000.	83	31168	No
145	GOM_NL__2PRFIN20080215_130302_000000442066_00052_31168_5940.N1	15-FEB-2008 13:03:02	Dark	43.500	38	20Eps Sgr	1.8360	11000.	87	31168	No
146	GOM_NL__2PRFIN20080215_130510_000000412066_00052_31168_5941.N1	15-FEB-2008 13:05:10	Dark	40.500	25	35Lam Sco	1.6200	28000.	81	31168	No
147	GOM_NL__2PRFIN20080215_130627_000000452066_00052_31168_5942.N1	15-FEB-2008 13:06:27	Dark	45.000	40	The Sco	1.8590	7100.0	90	31168	No
148	GOM_NL__2PRFIN20080215_130812_000000392066_00052_31168_5943.N1	15-FEB-2008 13:08:12	Dark	38.500	147	Alp Ara	2.8770	26000.	77	31168	No
149	GOM_NL__2PRFIN20080215_130939_000000412066_00052_31168_5944.N1	15-FEB-2008 13:09:39	Dark	40.500	141	Bet Ara	2.8400	4600.0	81	31168	No
150	GOM_NL__2PRFIN20080215_131548_000000422066_00053_31169_5940.N1	15-FEB-2008 13:15:48	Dark	42.000	4	Alp1Cen	-0.010000	5800.0	84	31169	No
151	GOM_NL__2PRFIN20080215_131707_000000412066_00053_31169_5941.N1	15-FEB-2008 13:17:07	Dark	40.500	10	Bet Cen	0.61000	28000.	81	31169	No
152	GOM_NL__2PRFIN20080215_132012_000000402066_00053_31169_5942.N1	15-FEB-2008 13:20:12	Dark	40.000	12	Alp1Cru	0.77500	30000.	80	31169	No
153	GOM_NL__2PRFIN20080215_132240_000000372066_00053_31169_5943.N1	15-FEB-2008 13:22:40	Dark	36.500	29	Bet Car	1.6720	10200.	73	31169	No
154	GOM_NL__2PRFIN20080215_132517_000000372066_00053_31169_5944.N1	15-FEB-2008 13:25:17	Dark	37.000	71	lot Car	2.2460	7700.0	74	31169	No
155	GOM_NL__2PRFIN20080215_132655_000000392066_00053_31169_5945.N1	15-FEB-2008 13:26:55	Dark	38.500	46	Del Vel	1.9540	10600.	77	31169	No
156	GOM_NL__2PRFIN20080215_132918_000000412066_00053_31169_5946.N1	15-FEB-2008 13:29:18	Straylight	40.500	34	Gam2Vel	1.7930	23000.	81	31169	No
157	GOM_NL__2PRFIN20080215_133123_000000392066_00053_31169_5947.N1	15-FEB-2008 13:31:23	Straylight	38.500	70	Zet Pup	2.2460	39000.	77	31169	No
158	GOM_NL__2PRFIN20080215_133540_000000382066_00053_31169_5948.N1	15-FEB-2008 13:35:40	Straylight	37.500	132	15Rho Pup	2.8030	6900.0	75	31169	No
159	GOM_NL__2PRFIN20080215_134408_000000522066_00053_31169_5949.N1	15-FEB-2008 13:44:08	Bright	52.000	8	10Alp CMi	0.40000	6500.0	104	31169	No
160	GOM_NL__2PRFIN20080215_135025_000000382066_00053_31169_5950.N1	15-FEB-2008 13:50:25	Bright	38.000	17	78Bet Gem	1.1610	4500.0	76	31169	No



161	GOM_NL__2PRFIN20080215_140748_000000352066_00053_31169_5951.N1	15-FEB-2008 14:07:48	Bright	34.500	49	1Alp UMi	1.9900	6300.0	69	31169	No
162	GOM_NL__2PRFIN20080215_141444_000000362066_00053_31169_5952.N1	15-FEB-2008 14:14:44	Bright	35.500	89	5Alp Cep	2.4510	8000.0	71	31169	No
163	GOM_NL__2PRFIN20080215_141951_000000342066_00053_31169_5953.N1	15-FEB-2008 14:19:51	Bright	34.000	19	50Alp Cyg	1.2460	10500.	68	31169	No
164	GOM_NL__2PRFIN20080215_142128_000000332066_00053_31169_5954.N1	15-FEB-2008 14:21:28	Bright	33.000	66	37Gam Cyg	2.2080	5900.0	66	31169	No
165	GOM_NL__2PRFIN20080215_142940_000000352066_00053_31169_5955.N1	15-FEB-2008 14:29:40	Bright	34.500	168	17Zet Aql	2.9860	11000.	69	31169	No
166	GOM_NL__2PRFIN20080215_144053_000000392066_00053_31169_5956.N1	15-FEB-2008 14:40:53	Twilight	38.500	57	34Sig Sgr	2.0660	26000.	77	31169	No
167	GOM_NL__2PRFIN20080215_144338_000000402066_00053_31169_5957.N1	15-FEB-2008 14:43:38	Dark	40.000	38	20Eps Sgr	1.8360	11000.	80	31169	No
168	GOM_NL__2PRFIN20080215_144546_000000462066_00053_31169_5958.N1	15-FEB-2008 14:45:46	Dark	45.500	25	35Lam Sco	1.6200	28000.	91	31169	No
169	GOM_NL__2PRFIN20080215_144703_000000452066_00053_31169_5959.N1	15-FEB-2008 14:47:03	Dark	44.500	40	The Sco	1.8590	7100.0	89	31169	No
170	GOM_NL__2PRFIN20080215_144849_000000372066_00053_31169_5960.N1	15-FEB-2008 14:48:49	Dark	36.500	147	Alp Ara	2.8770	26000.	73	31169	No
171	GOM_NL__2PRFIN20080215_145016_000000382066_00053_31169_5961.N1	15-FEB-2008 14:50:16	Dark	37.500	141	Bet Ara	2.8400	4600.0	75	31169	No
172	GOM_NL__2PRFIN20080215_145624_000000432066_00054_31170_5953.N1	15-FEB-2008 14:56:24	Dark	42.500	4	Alp1Cen	-0.010000	5800.0	85	31170	No
173	GOM_NL__2PRFIN20080215_145743_000000432066_00054_31170_5954.N1	15-FEB-2008 14:57:43	Dark	43.000	10	Bet Cen	0.61000	28000.	86	31170	No
174	GOM_NL__2PRFIN20080215_150048_000000412066_00054_31170_5955.N1	15-FEB-2008 15:00:48	Dark	40.500	12	Alp1Cru	0.77500	30000.	81	31170	No
175	GOM_NL__2PRFIN20080215_150316_000000382066_00054_31170_5956.N1	15-FEB-2008 15:03:16	Dark	38.000	29	Bet Car	1.6720	10200.	76	31170	No
176	GOM_NL__2PRFIN20080215_150554_000000402066_00054_31170_5957.N1	15-FEB-2008 15:05:54	Dark	40.000	71	lot Car	2.2460	7700.0	80	31170	No
177	GOM_NL__2PRFIN20080215_150731_000000422066_00054_31170_5958.N1	15-FEB-2008 15:07:31	Dark	42.000	46	Del Vel	1.9540	10600.	84	31170	No
178	GOM_NL__2PRFIN20080215_150954_000000402066_00054_31170_5959.N1	15-FEB-2008 15:09:54	Straylight	40.000	34	Gam2Vel	1.7930	23000.	80	31170	No
179	GOM_NL__2PRFIN20080215_151159_000000402066_00054_31170_5960.N1	15-FEB-2008 15:11:59	Straylight	39.500	70	Zet Pup	2.2460	39000.	79	31170	No
180	GOM_NL__2PRFIN20080215_151616_000000402066_00054_31170_5961.N1	15-FEB-2008 15:16:16	Straylight	40.000	132	15Rho Pup	2.8030	6900.0	80	31170	No
181	GOM_NL__2PRFIN20080215_152444_000000492066_00054_31170_5962.N1	15-FEB-2008 15:24:44	Bright	48.500	8	10Alp CMi	0.40000	6500.0	97	31170	No
182	GOM_NL__2PRFIN20080215_153101_000000382066_00054_31170_5963.N1	15-FEB-2008 15:31:01	Bright	37.500	17	78Bet Gem	1.1610	4500.0	75	31170	No
183	GOM_NL__2PRFIN20080215_154824_000000372066_00054_31170_5964.N1	15-FEB-2008 15:48:24	Bright	36.500	49	1Alp UMi	1.9900	6300.0	73	31170	No
184	GOM_NL__2PRFIN20080215_155520_000000362066_00054_31170_5965.N1	15-FEB-2008 15:55:20	Bright	35.500	89	5Alp Cep	2.4510	8000.0	71	31170	No
185	GOM_NL__2PRFIN20080215_160027_000000352066_00054_31170_5966.N1	15-FEB-2008 16:00:27	Bright	35.000	19	50Alp Cyg	1.2460	10500.	70	31170	No
186	GOM_NL__2PRFIN20080215_160204_000000362066_00054_31170_5967.N1	15-FEB-2008 16:02:04	Bright	35.500	66	37Gam Cyg	2.2080	5900.0	71	31170	No
187	GOM_NL__2PRFIN20080215_161016_000000352066_00054_31170_5968.N1	15-FEB-2008 16:10:16	Bright	34.500	168	17Zet Aql	2.9860	11000.	69	31170	No
188	GOM_NL__2PRFIN20080215_162129_000000372066_00054_31170_5969.N1	15-FEB-2008 16:21:29	Twilight	37.000	57	34Sig Sgr	2.0660	26000.	74	31170	No
189	GOM_NL__2PRFIN20080215_162415_000000392066_00054_31170_5970.N1	15-FEB-2008 16:24:15	Dark	38.500	38	20Eps Sgr	1.8360	11000.	77	31170	No
190	GOM_NL__2PRFIN20080215_162623_000000402066_00054_31170_5971.N1	15-FEB-2008 16:26:23	Dark	40.000	25	35Lam Sco	1.6200	28000.	80	31170	No
191	GOM_NL__2PRFIN20080215_162740_000000462066_00054_31170_5972.N1	15-FEB-2008 16:27:40	Dark	45.500	40	The Sco	1.8590	7100.0	91	31170	No
192	GOM_NL__2PRFIN20080215_162925_000000382066_00054_31170_5973.N1	15-FEB-2008 16:29:25	Dark	37.500	147	Alp Ara	2.8770	26000.	75	31170	No
193	GOM_NL__2PRFIN20080215_163052_000000452066_00054_31170_5974.N1	15-FEB-2008 16:30:52	Dark	44.500	141	Bet Ara	2.8400	4600.0	89	31170	No
194	GOM_NL__2PRFIN20080215_163701_000000442066_00055_31171_5969.N1	15-FEB-2008 16:37:01	Dark	43.500	4	Alp1Cen	-0.010000	5800.0	87	31171	No
195	GOM_NL__2PRFIN20080215_163820_000000442066_00055_31171_5970.N1	15-FEB-2008 16:38:20	Dark	44.000	10	Bet Cen	0.61000	28000.	88	31171	No
196	GOM_NL__2PRFIN20080215_164125_000000432066_00055_31171_5971.N1	15-FEB-2008 16:41:25	Dark	42.500	12	Alp1Cru	0.77500	30000.	85	31171	No
197	GOM_NL__2PRFIN20080215_164352_000000382066_00055_31171_5972.N1	15-FEB-2008 16:43:52	Dark	37.500	29	Bet Car	1.6720	10200.	75	31171	No
198	GOM_NL__2PRFIN20080215_164630_000000372066_00055_31171_5973.N1	15-FEB-2008 16:46:30	Dark	37.000	71	lot Car	2.2460	7700.0	74	31171	No
199	GOM_NL__2PRFIN20080215_164807_000000362066_00055_31171_5974.N1	15-FEB-2008 16:48:07	Dark	36.000	46	Del Vel	1.9540	10600.	72	31171	No
200	GOM_NL__2PRFIN20080215_165030_000000422066_00055_31171_5975.N1	15-FEB-2008 16:50:30	Straylight	42.000	34	Gam2Vel	1.7930	23000.	84	31171	No
201	GOM_NL__2PRFIN20080215_165235_000000412066_00055_31171_5976.N1	15-FEB-2008 16:52:35	Straylight	40.500	70	Zet Pup	2.2460	39000.	81	31171	No
202	GOM_NL__2PRFIN20080215_165653_000000402066_00055_31171_5977.N1	15-FEB-2008 16:56:53	Straylight	39.500	132	15Rho Pup	2.8030	6900.0	79	31171	No
203	GOM_NL__2PRFIN20080215_170520_000000472066_00055_31171_5978.N1	15-FEB-2008 17:05:20	Bright	46.500	8	10Alp CMi	0.40000	6500.0	93	31171	No
204	GOM_NL__2PRFIN20080215_171137_000000382066_00055_31171_5979.N1	15-FEB-2008 17:11:37	Bright	38.000	17	78Bet Gem	1.1610	4500.0	76	31171	No
205	GOM_NL__2PRFIN20080215_172900_000000382066_00055_31171_5980.N1	15-FEB-2008 17:29:00	Bright	37.500	49	1Alp UMi	1.9900	6300.0	75	31171	No
206	GOM_NL__2PRFIN20080215_173557_000000372066_00055_31171_5981.N1	15-FEB-2008 17:35:57	Bright	36.500	89	5Alp Cep	2.4510	8000.0	73	31171	No
207	GOM_NL__2PRFIN20080215_174104_000000332066_00055_31171_5982.N1	15-FEB-2008 17:41:04	Bright	32.500	19	50Alp Cyg	1.2460	10500.	65	31171	No
208	GOM_NL__2PRFIN20080215_174240_000000352066_00055_31171_5983.N1	15-FEB-2008 17:42:40	Bright	34.500	66	37Gam Cyg	2.2080	5900.0	69	31171	No
209	GOM_NL__2PRFIN20080215_175052_000000352066_00055_31171_5984.N1	15-FEB-2008 17:50:52	Bright	34.500	168	17Zet Aql	2.9860	11000.	69	31171	No
210	GOM_NL__2PRFIN20080215_180205_000000392066_00055_31171_5985.N1	15-FEB-2008 18:02:05	Twilight	38.500	57	34Sig Sgr	2.0660	26000.	77	31171	No
211	GOM_NL__2PRFIN20080215_180451_000000452066_00055_31171_5986.N1	15-FEB-2008 18:04:51	Dark	44.500	38	20Eps Sgr	1.8360	11000.	89	31171	No
212	GOM_NL__2PRFIN20080215_180659_000000482066_00055_31171_5987.N1	15-FEB-2008 18:06:59	Dark	48.000	25	35Lam Sco	1.6200	28000.	96	31171	No
213	GOM_NL__2PRFIN20080215_180816_000000442066_00055_31171_5988.N1	15-FEB-2008 18:08:16	Dark	43.500	40	The Sco	1.8590	7100.0	87	31171	No
214	GOM_NL__2PRFIN20080215_181002_000000412066_00055_31171_5989.N1	15-FEB-2008 18:10:02	Dark	41.000	147	Alp Ara	2.8770	26000.	82	31171	No
215	GOM_NL__2PRFIN20080215_181129_000000392066_00055_31171_5990.N1	15-FEB-2008 18:11:29	Dark	39.000	141	Bet Ara	2.8400	4600.0	78	31171	No
216	GOM_NL__2PRFIN20080215_181738_000000552066_00056_31172_5986.N1	15-FEB-2008 18:17:38	Dark	54.500	4	Alp1Cen	-0.010000	5800.0	109	31172	No
217	GOM_NL__2PRFIN20080215_181857_000000392066_00056_31172_5987.N1	15-FEB-2008 18:18:57	Dark	39.000	10	Bet Cen	0.61000	28000.	78	31172	No
218	GOM_NL__2PRFIN20080215_182201_000000522066_00056_31172_5988.N1	15-FEB-2008 18:22:01	Dark	51.500	12	Alp1Cru	0.77500	30000.	103	31172	No
219	GOM_NL__2PRFIN20080215_182429_000000452066_00056_31172_5989.N1	15-FEB-2008 18:24:29	Dark	44.500	29	Bet Car	1.6720	10200.	89	31172	No

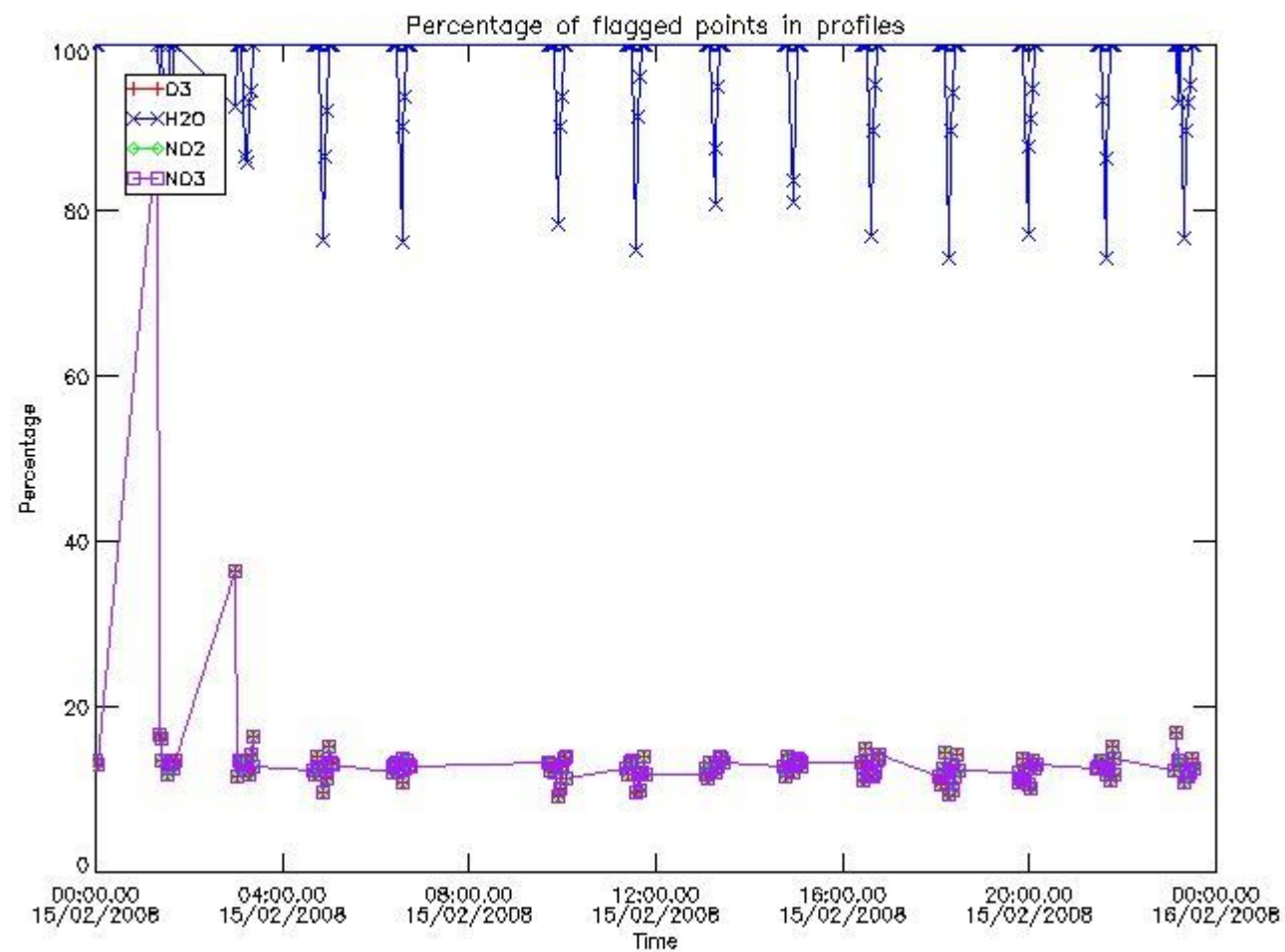
220	GOM_NL__2PRFIN20080215_182706_000000362066_00056_31172_5990.N1	15-FEB-2008 18:27:06	Dark	36.000	71	lot Car	2.2460	7700.0	72	31172	No
221	GOM_NL__2PRFIN20080215_182844_000000422066_00056_31172_5991.N1	15-FEB-2008 18:28:44	Dark	41.500	46	Del Vel	1.9540	10600.	83	31172	No
222	GOM_NL__2PRFIN20080215_183107_000000392066_00056_31172_5992.N1	15-FEB-2008 18:31:07	Straylight	39.000	34	Gam2Vel	1.7930	23000.	78	31172	No
223	GOM_NL__2PRFIN20080215_183311_000000382066_00056_31172_5993.N1	15-FEB-2008 18:33:11	Straylight	38.000	70	Zet Pup	2.2460	39000.	76	31172	No
224	GOM_NL__2PRFIN20080215_183729_000000392066_00056_31172_5994.N1	15-FEB-2008 18:37:29	Straylight	39.000	132	15Rho Pup	2.8030	6900.0	78	31172	No
225	GOM_NL__2PRFIN20080215_184556_000000482066_00056_31172_5995.N1	15-FEB-2008 18:45:56	Bright	47.500	8	10Alp CMi	0.40000	6500.0	95	31172	No
226	GOM_NL__2PRFIN20080215_185213_000000382066_00056_31172_5996.N1	15-FEB-2008 18:52:13	Bright	37.500	17	78Bet Gem	1.1610	4500.0	75	31172	No
227	GOM_NL__2PRFIN20080215_190936_000000362066_00056_31172_5997.N1	15-FEB-2008 19:09:36	Bright	35.500	49	1Alp UMi	1.9900	6300.0	71	31172	No
228	GOM_NL__2PRFIN20080215_191633_000000362066_00056_31172_5998.N1	15-FEB-2008 19:16:33	Bright	35.500	89	5Alp Cep	2.4510	8000.0	71	31172	No
229	GOM_NL__2PRFIN20080215_192140_000000332066_00056_31172_5999.N1	15-FEB-2008 19:21:40	Bright	33.000	19	50Alp Cyg	1.2460	10500.	66	31172	No
230	GOM_NL__2PRFIN20080215_192317_000000322066_00056_31172_6000.N1	15-FEB-2008 19:23:17	Bright	32.000	66	37Gam Cyg	2.2080	5900.0	64	31172	No
231	GOM_NL__2PRFIN20080215_193129_000000342066_00056_31172_6001.N1	15-FEB-2008 19:31:29	Bright	33.500	168	17Zet Aql	2.9860	11000.	67	31172	No
232	GOM_NL__2PRFIN20080215_194102_000000392066_00056_31172_6002.N1	15-FEB-2008 19:41:02	Twilight	39.000	155	41Pi Sgr	2.9000	6600.0	78	31172	No
233	GOM_NL__2PRFIN20080215_194242_000000402066_00056_31172_6003.N1	15-FEB-2008 19:42:42	Twilight	39.500	57	34Sig Sgr	2.0660	26000.	79	31172	No
234	GOM_NL__2PRFIN20080215_194528_000000422066_00056_31172_6004.N1	15-FEB-2008 19:45:28	Dark	42.000	38	20Eps Sgr	1.8360	11000.	84	31172	No
235	GOM_NL__2PRFIN20080215_194736_000000472066_00056_31172_6005.N1	15-FEB-2008 19:47:36	Dark	46.500	25	35Lam Sco	1.6200	28000.	93	31172	No
236	GOM_NL__2PRFIN20080215_194853_000000452066_00056_31172_6006.N1	15-FEB-2008 19:48:53	Dark	45.000	40	The Sco	1.8590	7100.0	90	31172	No
237	GOM_NL__2PRFIN20080215_195038_000000372066_00056_31172_6007.N1	15-FEB-2008 19:50:38	Dark	37.000	147	Alp Ara	2.8770	26000.	74	31172	No
238	GOM_NL__2PRFIN20080215_195205_000000462066_00056_31172_6008.N1	15-FEB-2008 19:52:05	Dark	45.500	141	Bet Ara	2.8400	4600.0	91	31172	No
239	GOM_NL__2PRFIN20080215_195814_000000532066_00057_31173_6000.N1	15-FEB-2008 19:58:14	Dark	53.000	4	Alp1Cen	-0.010000	5800.0	106	31173	No
240	GOM_NL__2PRFIN20080215_195933_000000412066_00057_31173_6001.N1	15-FEB-2008 19:59:33	Dark	41.000	10	Bet Cen	0.61000	28000.	82	31173	No
241	GOM_NL__2PRFIN20080215_200238_000000512066_00057_31173_6002.N1	15-FEB-2008 20:02:38	Dark	50.500	12	Alp1Cru	0.77500	30000.	101	31173	No
242	GOM_NL__2PRFIN20080215_200505_000000372066_00057_31173_6003.N1	15-FEB-2008 20:05:05	Dark	37.000	29	Bet Car	1.6720	10200.	74	31173	No
243	GOM_NL__2PRFIN20080215_200742_000000412066_00057_31173_6004.N1	15-FEB-2008 20:07:42	Dark	41.000	71	lot Car	2.2460	7700.0	82	31173	No
244	GOM_NL__2PRFIN20080215_200920_000000392066_00057_31173_6005.N1	15-FEB-2008 20:09:20	Dark	39.000	46	Del Vel	1.9540	10600.	78	31173	No
245	GOM_NL__2PRFIN20080215_201143_000000412066_00057_31173_6006.N1	15-FEB-2008 20:11:43	Straylight	40.500	34	Gam2Vel	1.7930	23000.	81	31173	No
246	GOM_NL__2PRFIN20080215_201347_000000392066_00057_31173_6007.N1	15-FEB-2008 20:13:47	Straylight	38.500	70	Zet Pup	2.2460	39000.	77	31173	No
247	GOM_NL__2PRFIN20080215_201805_000000402066_00057_31173_6008.N1	15-FEB-2008 20:18:05	Straylight	40.000	132	15Rho Pup	2.8030	6900.0	80	31173	No
248	GOM_NL__2PRFIN20080215_202632_000000452066_00057_31173_6009.N1	15-FEB-2008 20:26:32	Bright	45.000	8	10Alp CMi	0.40000	6500.0	90	31173	No
249	GOM_NL__2PRFIN20080215_203249_000000372066_00057_31173_6010.N1	15-FEB-2008 20:32:49	Bright	37.000	17	78Bet Gem	1.1610	4500.0	74	31173	No
250	GOM_NL__2PRFIN20080215_205012_000000382066_00057_31173_6011.N1	15-FEB-2008 20:50:12	Bright	37.500	49	1Alp UMi	1.9900	6300.0	75	31173	No
251	GOM_NL__2PRFIN20080215_205709_000000352066_00057_31173_6012.N1	15-FEB-2008 20:57:09	Bright	35.000	89	5Alp Cep	2.4510	8000.0	70	31173	No
252	GOM_NL__2PRFIN20080215_210216_000000352066_00057_31173_6013.N1	15-FEB-2008 21:02:16	Bright	35.000	19	50Alp Cyg	1.2460	10500.	70	31173	No
253	GOM_NL__2PRFIN20080215_210353_000000342066_00057_31173_6014.N1	15-FEB-2008 21:03:53	Bright	34.000	66	37Gam Cyg	2.2080	5900.0	68	31173	No
254	GOM_NL__2PRFIN20080215_211205_000000342066_00057_31173_6015.N1	15-FEB-2008 21:12:05	Bright	33.500	168	17Zet Aql	2.9860	11000.	67	31173	No
255	GOM_NL__2PRFIN20080215_212138_000000402066_00057_31173_6016.N1	15-FEB-2008 21:21:38	Twilight	39.500	155	41Pi Sgr	2.9000	6600.0	79	31173	No
256	GOM_NL__2PRFIN20080215_212318_000000382066_00057_31173_6017.N1	15-FEB-2008 21:23:18	Twilight	38.000	57	34Sig Sgr	2.0660	26000.	76	31173	No
257	GOM_NL__2PRFIN20080215_212604_000000412066_00057_31173_6018.N1	15-FEB-2008 21:26:04	Dark	41.000	38	20Eps Sgr	1.8360	11000.	82	31173	No
258	GOM_NL__2PRFIN20080215_212812_000000402066_00057_31173_6019.N1	15-FEB-2008 21:28:12	Dark	40.000	25	35Lam Sco	1.6200	28000.	80	31173	No
259	GOM_NL__2PRFIN20080215_212929_000000402066_00057_31173_6020.N1	15-FEB-2008 21:29:29	Dark	40.000	40	The Sco	1.8590	7100.0	80	31173	No
260	GOM_NL__2PRFIN20080215_213115_000000382066_00057_31173_6021.N1	15-FEB-2008 21:31:15	Dark	37.500	147	Alp Ara	2.8770	26000.	75	31173	No
261	GOM_NL__2PRFIN20080215_213241_000000382066_00057_31173_6022.N1	15-FEB-2008 21:32:41	Dark	38.000	141	Bet Ara	2.8400	4600.0	76	31173	No
262	GOM_NL__2PRFIN20080215_213851_000000432066_00058_31174_6020.N1	15-FEB-2008 21:38:51	Dark	43.000	4	Alp1Cen	-0.010000	5800.0	86	31174	No
263	GOM_NL__2PRFIN20080215_214010_000000412066_00058_31174_6021.N1	15-FEB-2008 21:40:10	Dark	40.500	10	Bet Cen	0.61000	28000.	81	31174	No
264	GOM_NL__2PRFIN20080215_214314_000000462066_00058_31174_6022.N1	15-FEB-2008 21:43:14	Dark	46.000	12	Alp1Cru	0.77500	30000.	92	31174	No
265	GOM_NL__2PRFIN20080215_214541_000000372066_00058_31174_6023.N1	15-FEB-2008 21:45:41	Dark	37.000	29	Bet Car	1.6720	10200.	74	31174	No
266	GOM_NL__2PRFIN20080215_214818_000000432066_00058_31174_6024.N1	15-FEB-2008 21:48:18	Dark	43.000	71	lot Car	2.2460	7700.0	86	31174	No
267	GOM_NL__2PRFIN20080215_214956_000000372066_00058_31174_6025.N1	15-FEB-2008 21:49:56	Dark	37.000	46	Del Vel	1.9540	10600.	74	31174	No
268	GOM_NL__2PRFIN20080215_215219_000000392066_00058_31174_6026.N1	15-FEB-2008 21:52:19	Straylight	38.500	34	Gam2Vel	1.7930	23000.	77	31174	No
269	GOM_NL__2PRFIN20080215_215423_000000412066_00058_31174_6027.N1	15-FEB-2008 21:54:23	Straylight	40.500	70	Zet Pup	2.2460	39000.	81	31174	No
270	GOM_NL__2PRFIN20080215_215841_000000392066_00058_31174_6028.N1	15-FEB-2008 21:58:41	Straylight	38.500	132	15Rho Pup	2.8030	6900.0	77	31174	No
271	GOM_NL__2PRFIN20080215_220708_000000422066_00058_31174_6029.N1	15-FEB-2008 22:07:08	Bright	42.000	8	10Alp CMi	0.40000	6500.0	84	31174	No
272	GOM_NL__2PRFIN20080215_221325_000000382066_00058_31174_6030.N1	15-FEB-2008 22:13:25	Bright	38.000	17	78Bet Gem	1.1610	4500.0	76	31174	No
273	GOM_NL__2PRFIN20080215_223048_000000352066_00058_31174_6031.N1	15-FEB-2008 22:30:48	Bright	35.000	49	1Alp UMi	1.9900	6300.0	70	31174	No
274	GOM_NL__2PRFIN20080215_223745_000000322066_00058_31174_6032.N1	15-FEB-2008 22:37:45	Bright	32.000	89	5Alp Cep	2.4510	8000.0	64	31174	No
275	GOM_NL__2PRFIN20080215_224252_000000352066_00058_31174_6033.N1	15-FEB-2008 22:42:52	Bright	34.500	19	50Alp Cyg	1.2460	10500.	69	31174	No
276	GOM_NL__2PRFIN20080215_224429_000000522066_00058_31174_6034.N1	15-FEB-2008 22:44:29	Bright	52.000	66	37Gam Cyg	2.2080	5900.0	104	31174	No
277	GOM_NL__2PRFIN20080215_225241_000000352066_00058_31174_6035.N1	15-FEB-2008 22:52:41	Bright	34.500	168	17Zet Aql	2.9860	11000.	69	31174	No
278	GOM_NL__2PRFIN20080215_230215_000000402066_00058_31174_6036.N1	15-FEB-2008 23:02:15	Twilight	39.500	155	41Pi Sgr	2.9000	6600.0	79	31174	No

279	GOM_NL__2PRFIN20080215_230354_000000422066_00058_31174_6037.N1	15-FEB-2008 23:03:54	Twilight	42.000	57	34Sig Sgr	2.0660	26000.	84	31174	No
280	GOM_NL__2PRFIN20080215_230640_000000422066_00058_31174_6038.N1	15-FEB-2008 23:06:40	Dark	41.500	38	20Eps Sgr	1.8360	11000.	83	31174	No
281	GOM_NL__2PRFIN20080215_230849_000000392066_00058_31174_6039.N1	15-FEB-2008 23:08:49	Dark	39.000	25	35Lam Sco	1.6200	28000.	78	31174	No
282	GOM_NL__2PRFIN20080215_231005_000000432066_00058_31174_6040.N1	15-FEB-2008 23:10:05	Dark	43.000	40	The Sco	1.8590	7100.0	86	31174	No
283	GOM_NL__2PRFIN20080215_231151_000000382066_00058_31174_6041.N1	15-FEB-2008 23:11:51	Dark	38.000	147	Alp Ara	2.8770	26000.	76	31174	No
284	GOM_NL__2PRFIN20080215_231318_000000392066_00058_31174_6042.N1	15-FEB-2008 23:13:18	Dark	39.000	141	Bet Ara	2.8400	4600.0	78	31174	No
285	GOM_NL__2PRFIN20080215_231927_000000482066_00059_31175_6032.N1	15-FEB-2008 23:19:27	Dark	47.500	4	Alp1Cen	-0.010000	5800.0	95	31175	No
286	GOM_NL__2PRFIN20080215_232046_000000442066_00059_31175_6033.N1	15-FEB-2008 23:20:46	Dark	44.000	10	Bet Cen	0.61000	28000.	88	31175	No
287	GOM_NL__2PRFIN20080215_232350_000000442066_00059_31175_6034.N1	15-FEB-2008 23:23:50	Dark	44.000	12	Alp1Cru	0.77500	30000.	88	31175	No
288	GOM_NL__2PRFIN20080215_232617_000000432066_00059_31175_6035.N1	15-FEB-2008 23:26:17	Dark	42.500	29	Bet Car	1.6720	10200.	85	31175	No
289	GOM_NL__2PRFIN20080215_232854_000000412066_00059_31175_6036.N1	15-FEB-2008 23:28:54	Dark	40.500	71	lot Car	2.2460	7700.0	81	31175	No
290	GOM_NL__2PRFIN20080215_233032_000000412066_00059_31175_6037.N1	15-FEB-2008 23:30:32	Dark	40.500	46	Del Vel	1.9540	10600.	81	31175	No
291	GOM_NL__2PRFIN20080215_233255_000000412066_00059_31175_6038.N1	15-FEB-2008 23:32:55	Straylight	40.500	34	Gam2Vel	1.7930	23000.	81	31175	No
292	GOM_NL__2PRFIN20080215_233459_000000392066_00059_31175_6039.N1	15-FEB-2008 23:34:59	Straylight	39.000	70	Zet Pup	2.2460	39000.	78	31175	No
293	GOM_NL__2PRFIN20080215_233917_000000402066_00059_31175_6040.N1	15-FEB-2008 23:39:17	Straylight	40.000	132	15Rho Pup	2.8030	6900.0	80	31175	No
294	GOM_NL__2PRFIN20080215_234745_000000432066_00059_31175_6041.N1	15-FEB-2008 23:47:45	Bright	43.000	8	10Alp CMI	0.40000	6500.0	86	31175	No
295	GOM_NL__2PRFIN20080215_235401_000000382066_00059_31175_6042.N1	15-FEB-2008 23:54:01	Bright	37.500	17	78Bet Gem	1.1610	4500.0	75	31175	No

### 3. Quality information per product

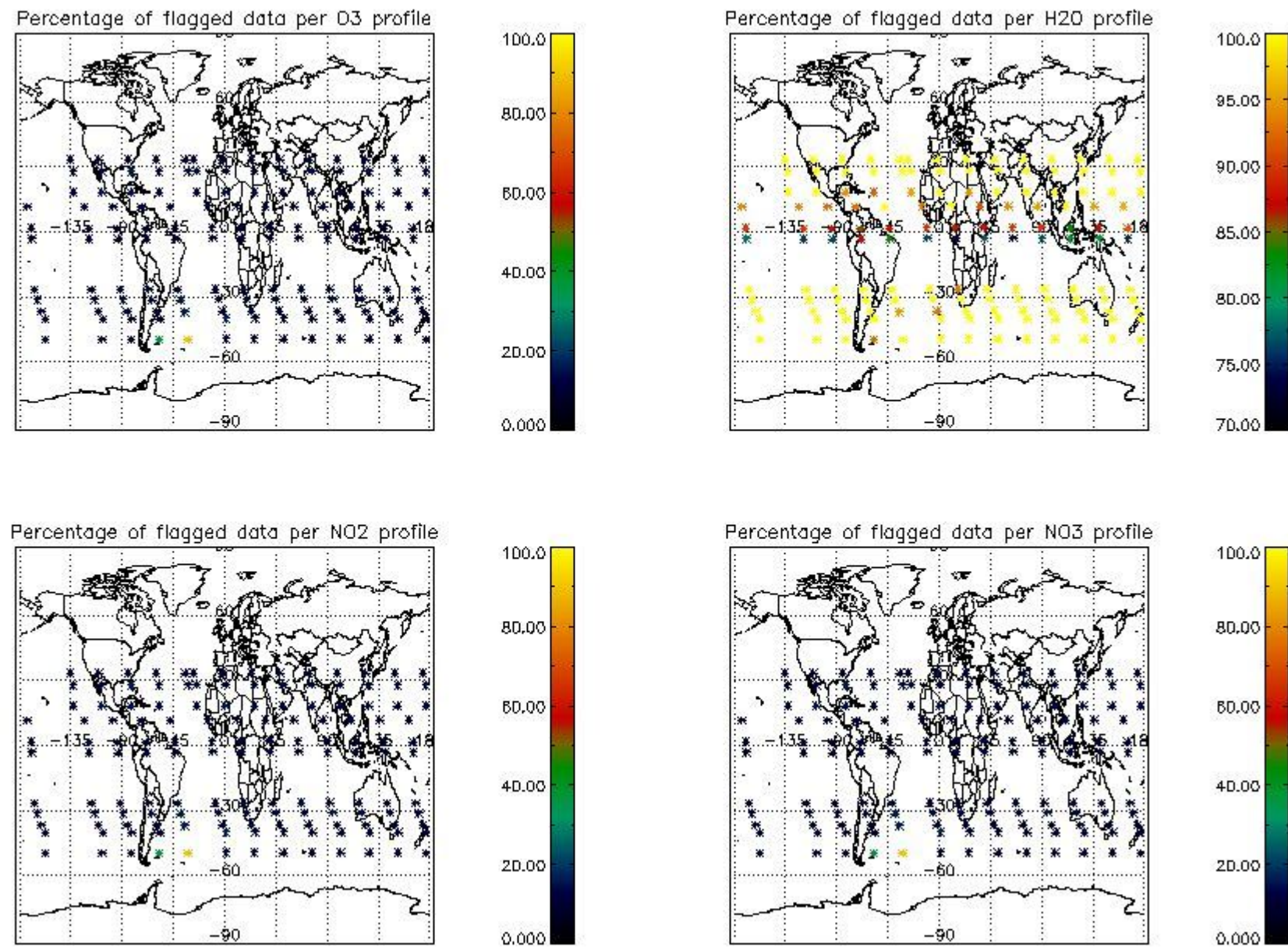
In this section it is plotted some information contained in the Quality Summary data set of the level 2 products. Only products in dark limb conditions and without errors (error flag in the MPH set to "0") are used.

#### 3.1 Plot quality information per product (time dependant)





### 3.2 Plot quality information per product (world map)

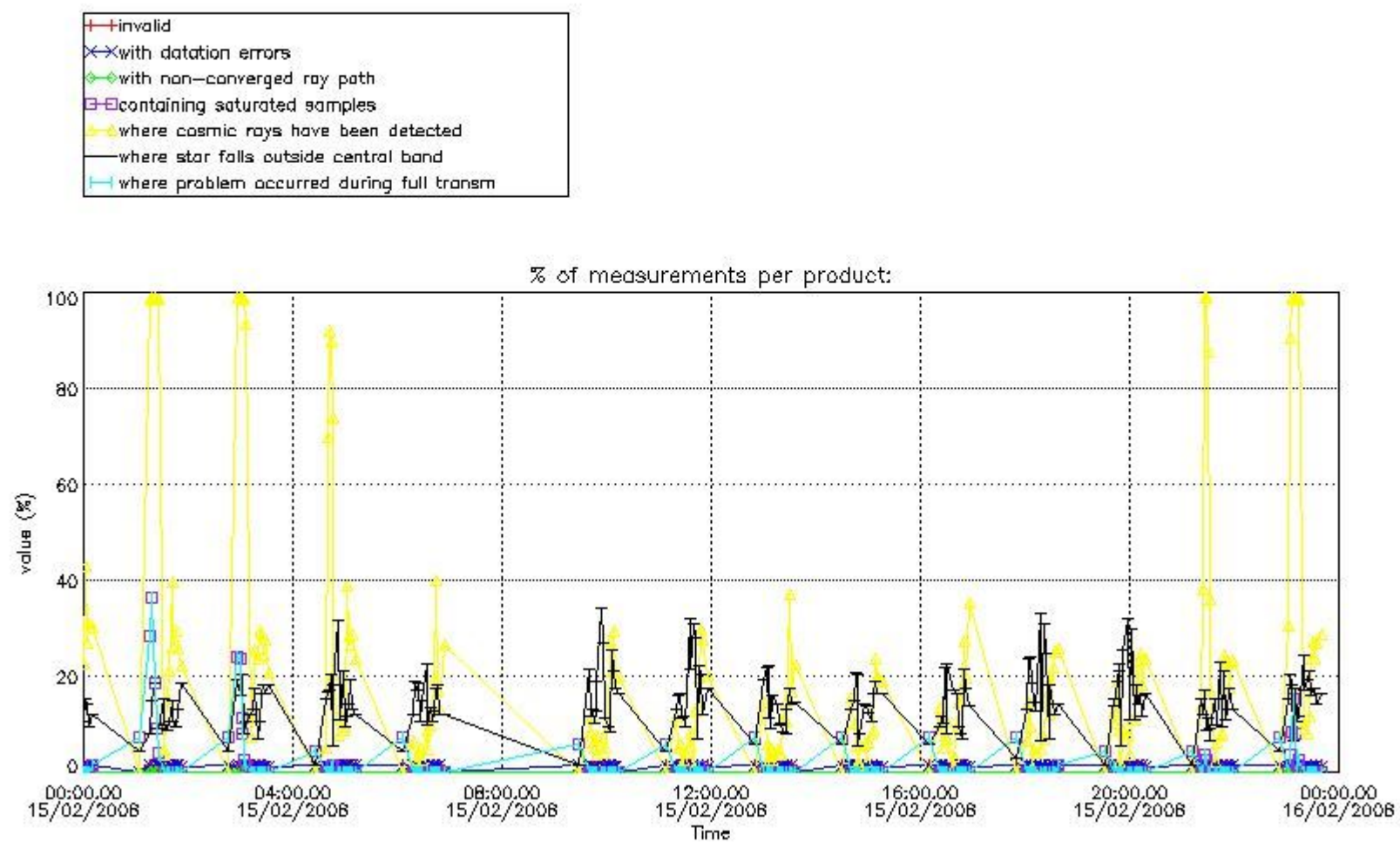


### 4. Level 1 quality information per product

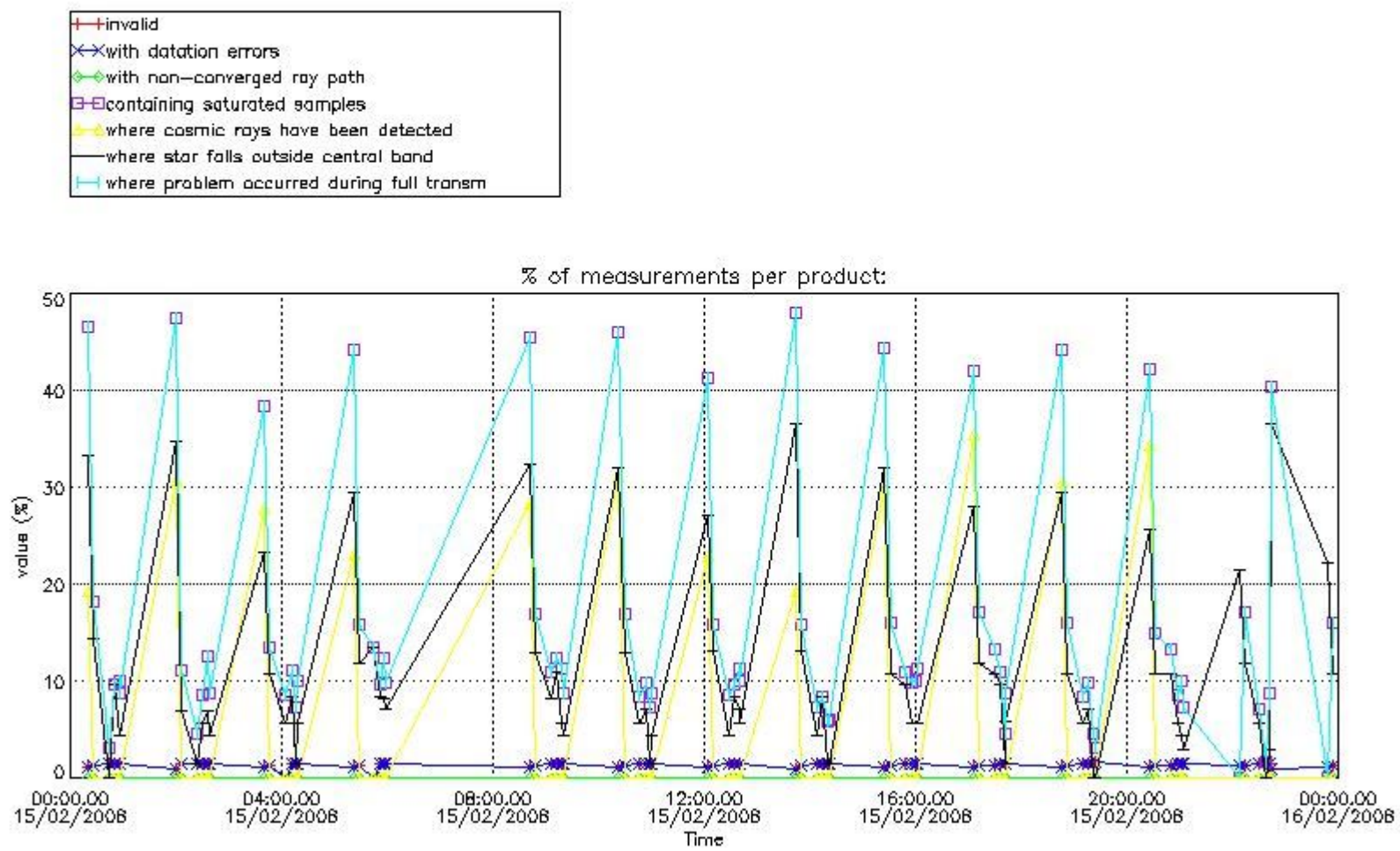
In this section it is plotted some information contained in the Quality Summary data set of the level 2 products that comes from the level 1b processing. Products without errors (error flag in the MPH set to "0") are used.

#### 4.1 Plot quality information per product (time dependant) coming from level 1b processing

##### 4.1.1 Plot level 1 quality information per product (time dependant): ENVISAT ASCENDING passes



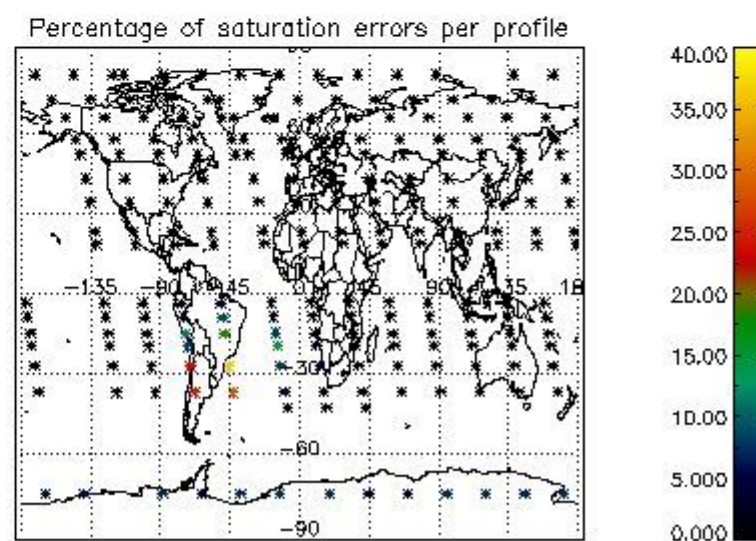
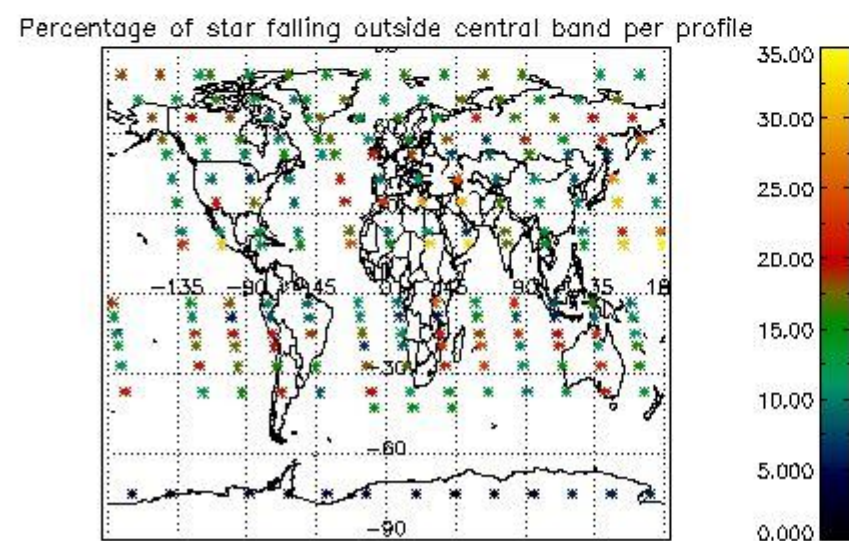
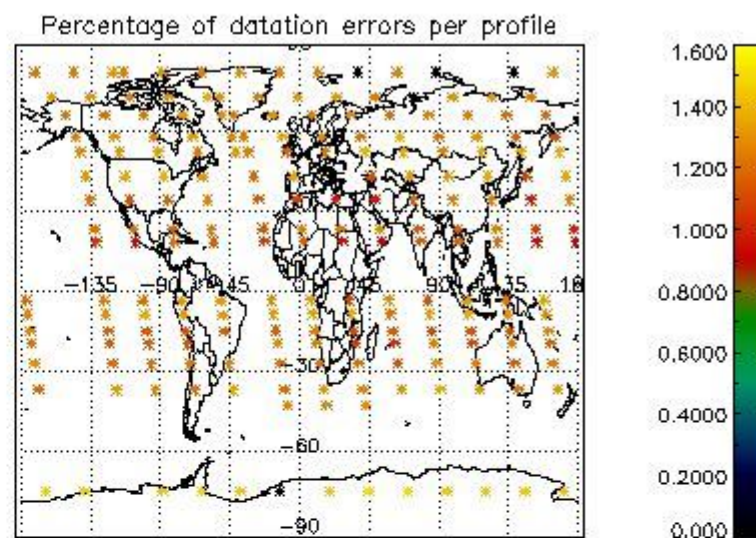
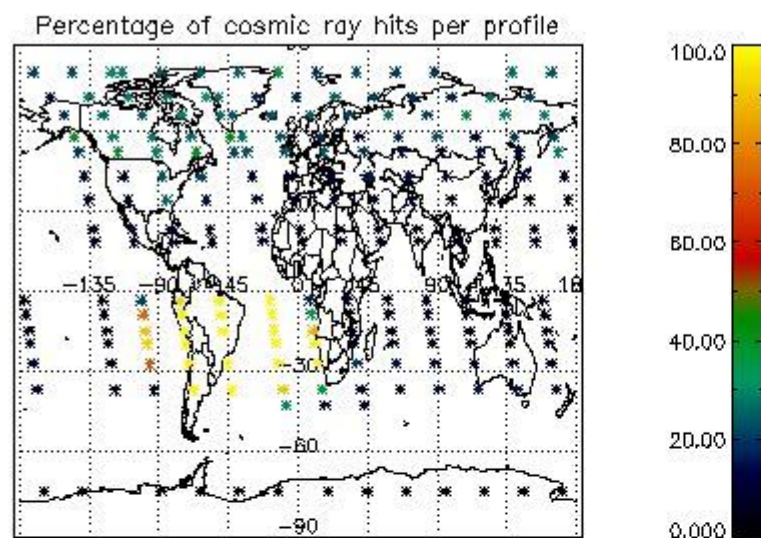
4.1.2 Plot level 1 quality information per product (time dependant): ENVI SAT DESCENDING passes



4.2 Plot quality information per product coming from level 1b processing (world map)

4.2.1 Plot level 1 quality information per product (world map): ENVISAT ASCENDING passes

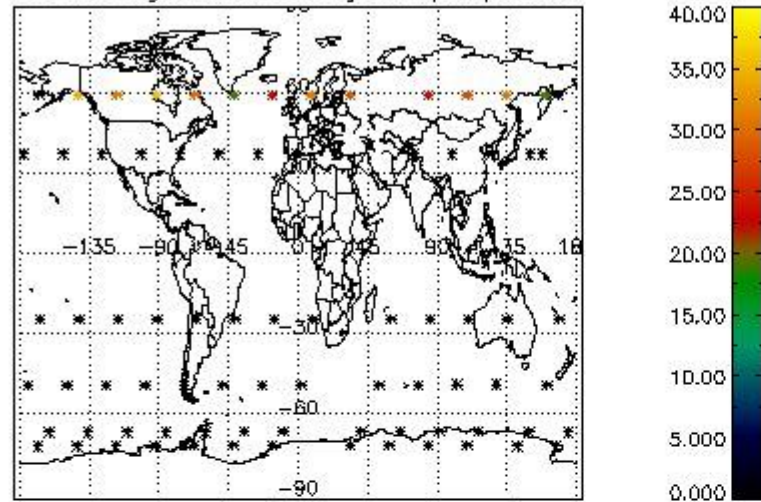




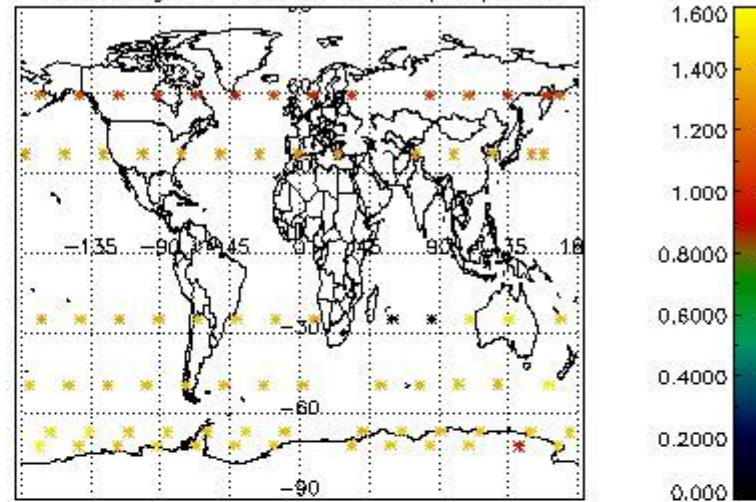
4.2.2 Plot level 1 quality information per product (world map): ENVISAT DESCENDING passes



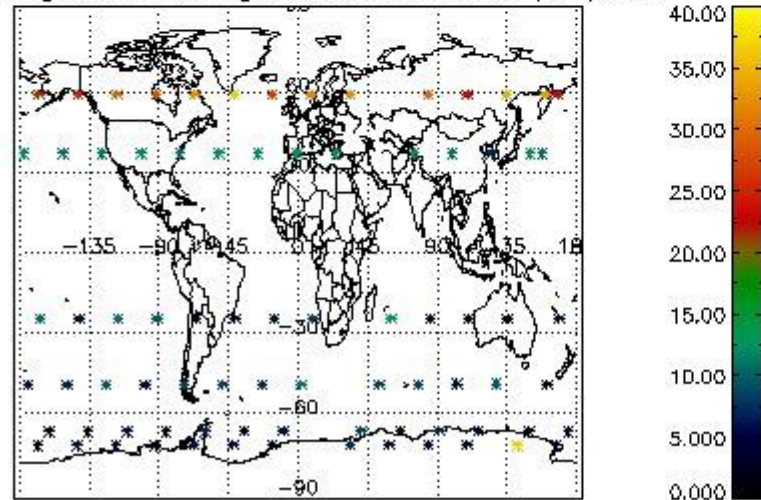
Percentage of cosmic ray hits per profile



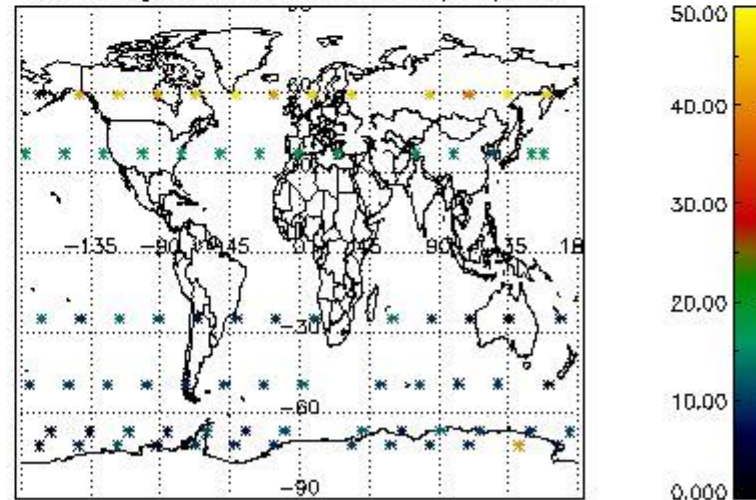
Percentage of datation errors per profile



Percentage of star falling outside central band per profile



Percentage of saturation errors per profile



## 5. Trace gas profiles

### 5.1 Ozone statistics based on quality of products

The final quality of the products can be "measured" using the STD (Standard Deviation) attached to every point profile. This information is written to the parameter GOM\_NL\_\_2P/NL\_LOCAL\_SPECIES\_DENSITY/o3\_std of the level 2 products. The table below shows the statistics for given STD ranges.

The statistics are given with respect to the overall valid production:

- Products without fatal errors: GOM\_NL\_\_2P/MPH/PRODUCT\_ERR=0
- Valid point profile: GOM\_NL\_\_2P/NL\_LOCAL\_SPECIES\_DENSITY/pcd(0)=0

The 'Criteria' is applied to valid points of dark limb products:

- Products in dark limb illumination condition: GOM\_NL\_\_2P/NL\_SUMMARY\_QUALITY/obs\_ill\_cond=0
- Products without fatal errors: GOM\_NL\_\_2P/MPH/PRODUCT\_ERR=0
- Valid point profile: GOM\_NL\_\_2P/NL\_LOCAL\_SPECIES\_DENSITY/pcd(0)=0

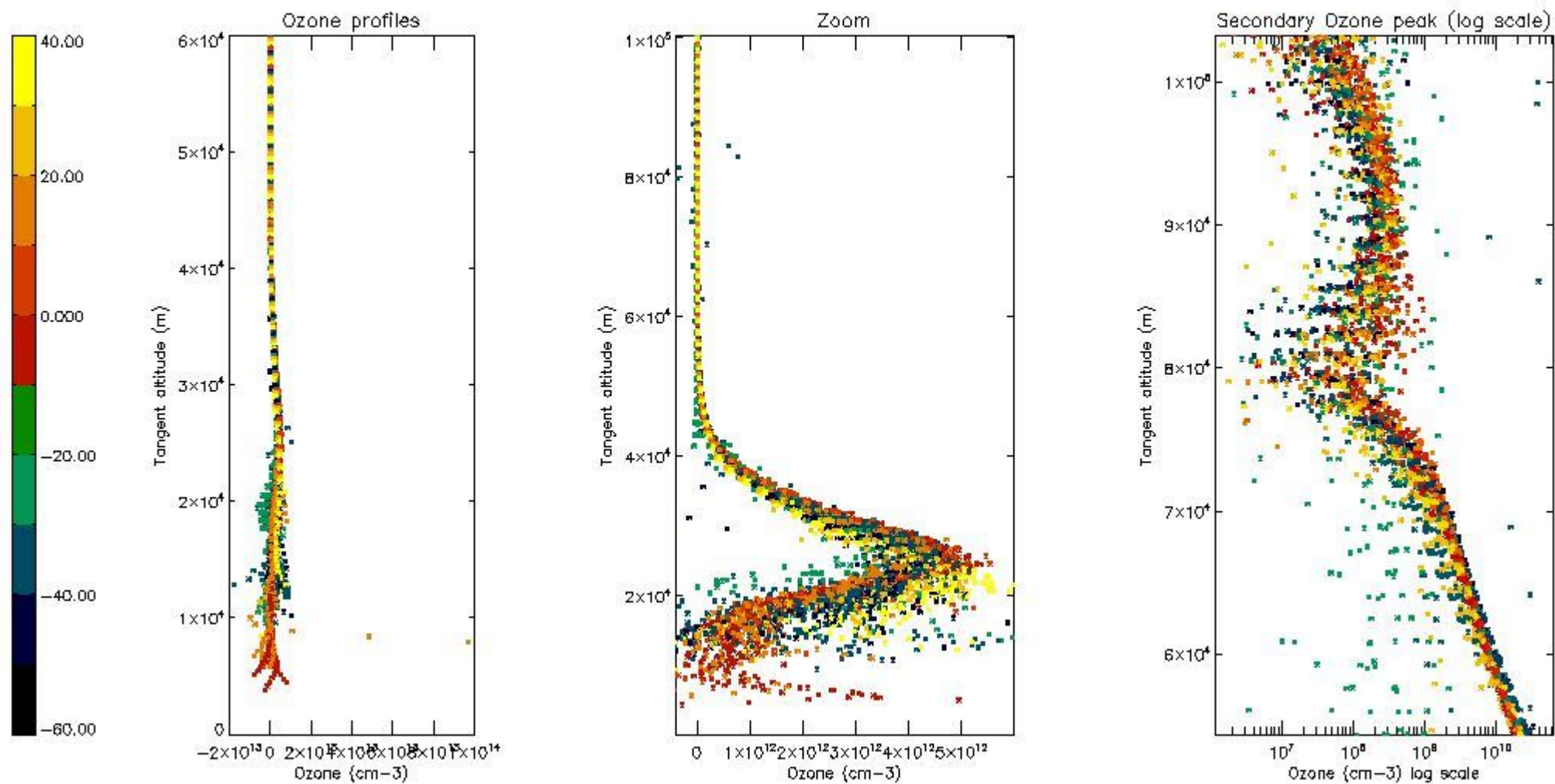
So, the table below shows the percentage of dark limb and valid observations for each criteria with respect to the overall valid daily observations.

Criteria	% of total production
All STD	52
STD < 20	29

STD < 10	24
STD < 5	17

5.2 Plot ozone profiles for all STD (dark without errors)

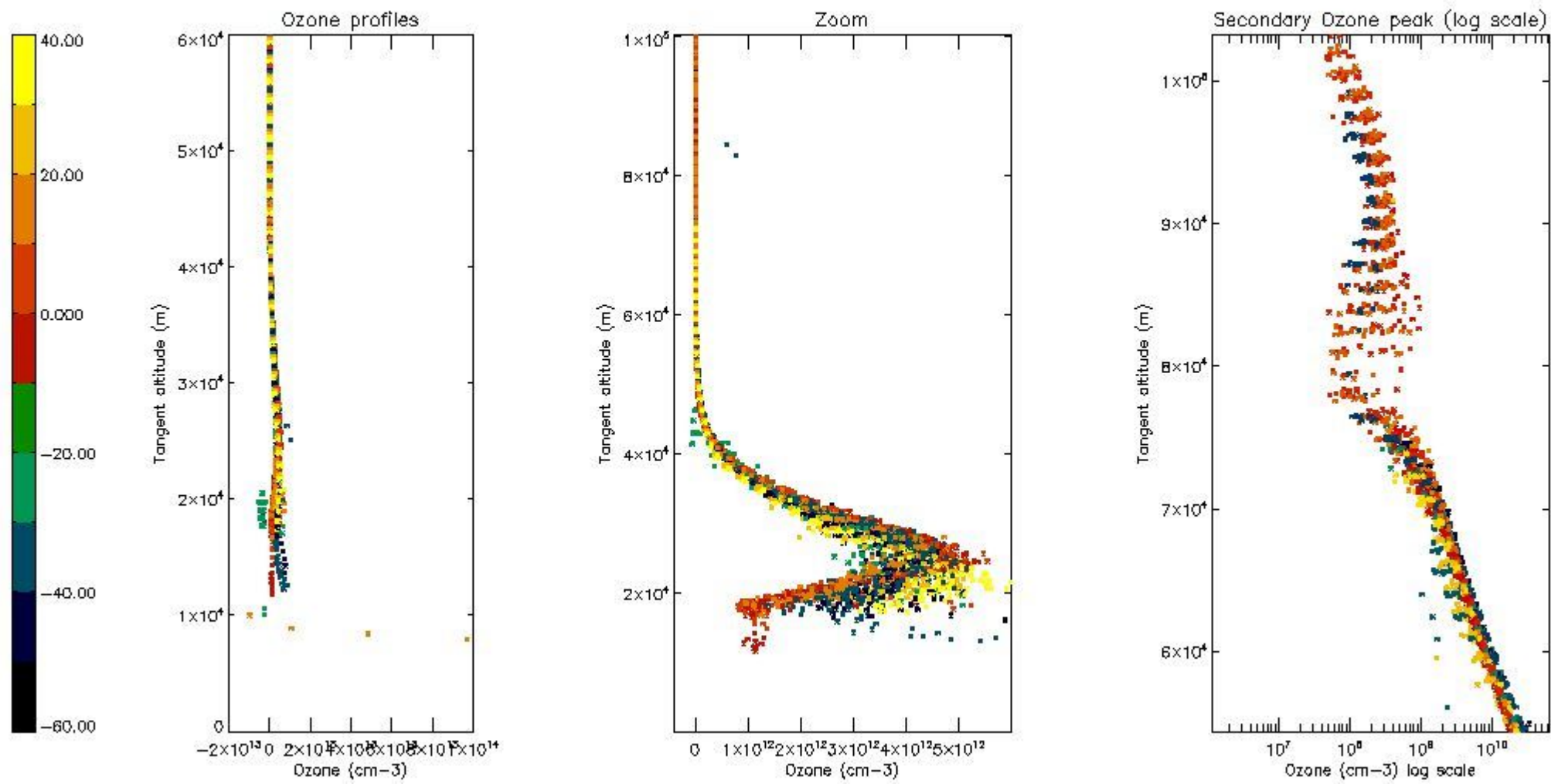
The colorbar represents the latitude.



5.3 Plot ozone profiles where STD < 20% (dark without errors)

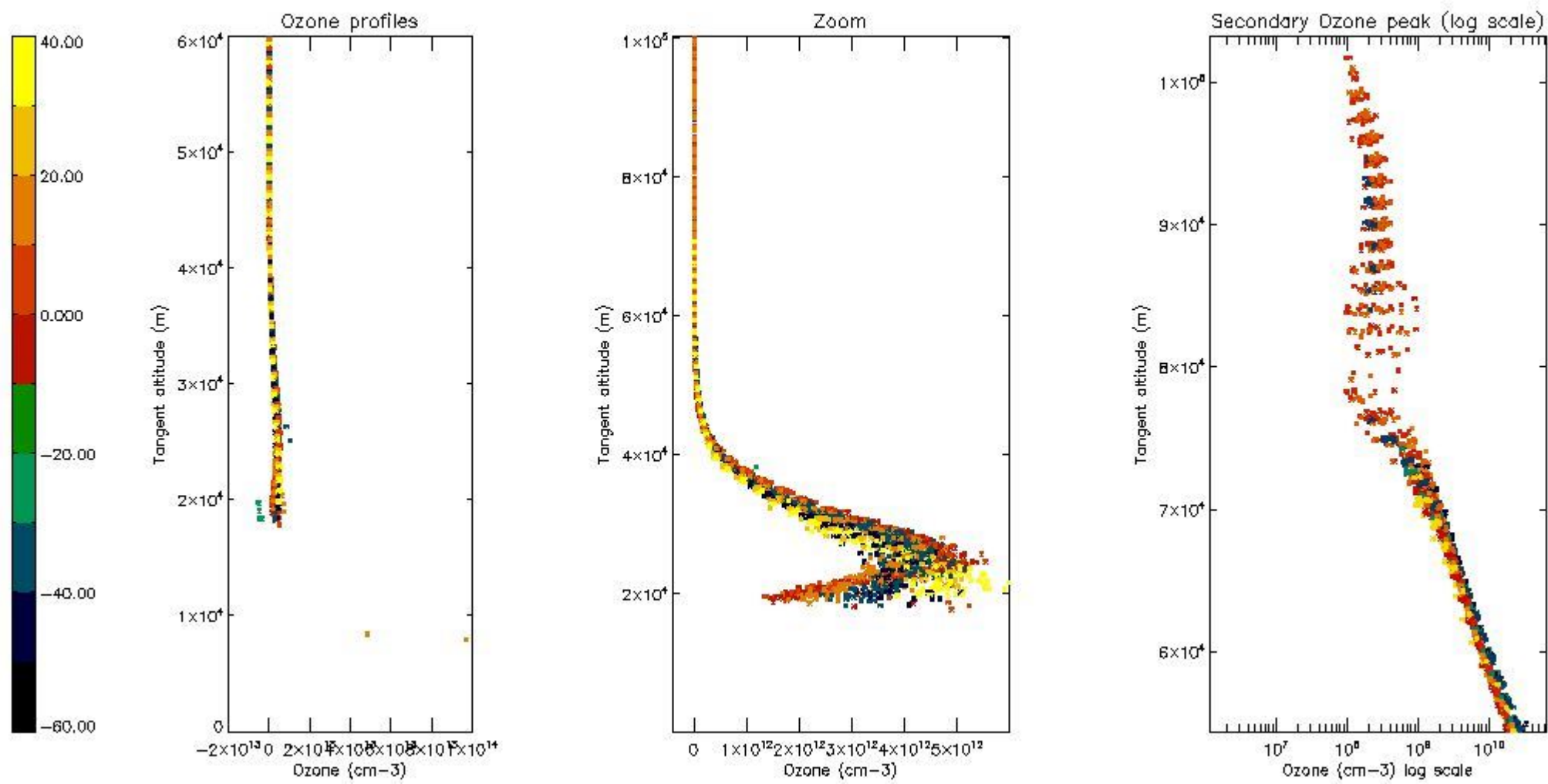
The colorbar represents the latitude.





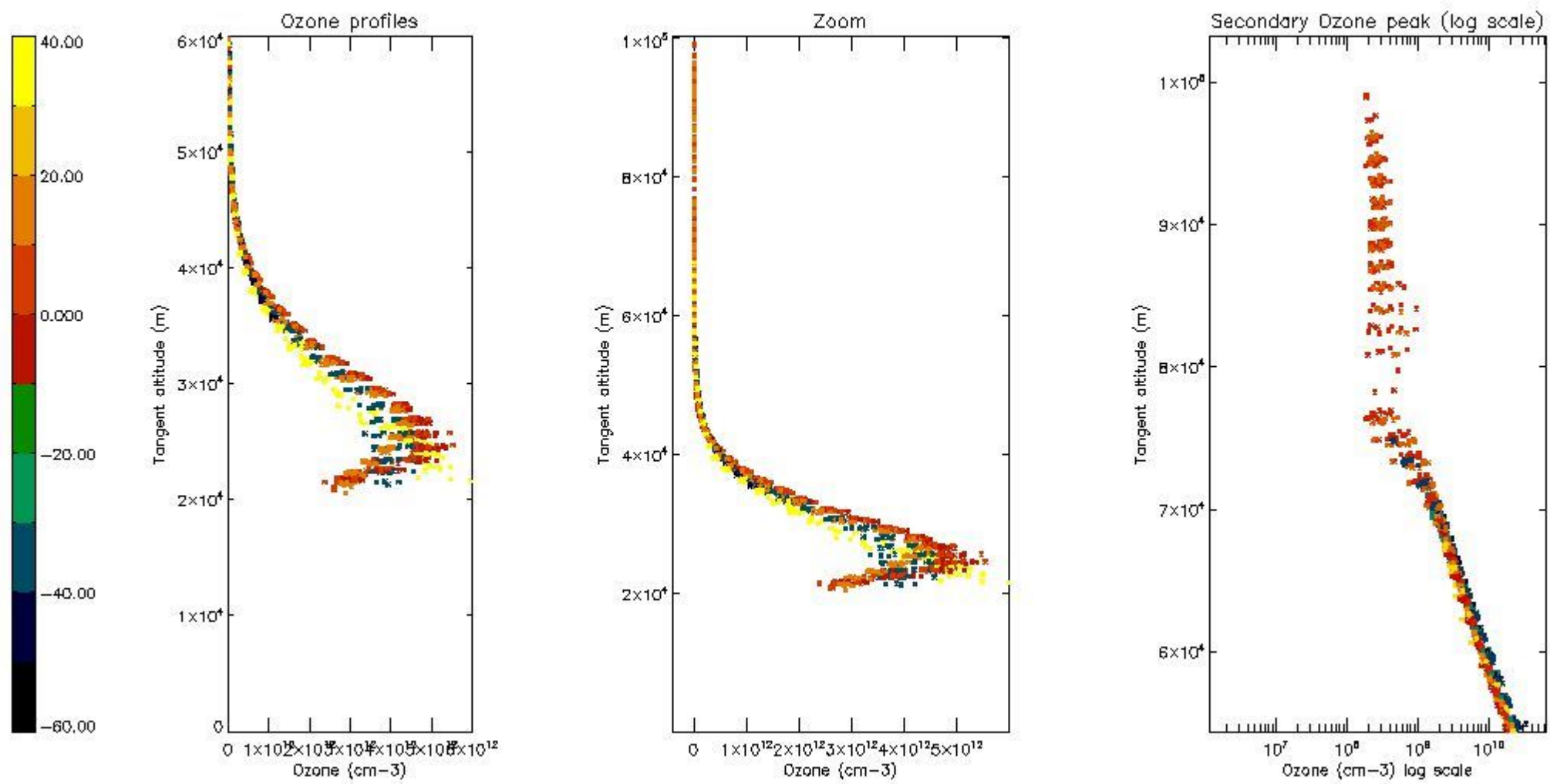
*5.4 Plot ozone profiles where STD < 10% (dark without errors)*

The colorbar represents the latitude.



*5.5 Plot ozone profiles where STD < 5% (dark without errors)*

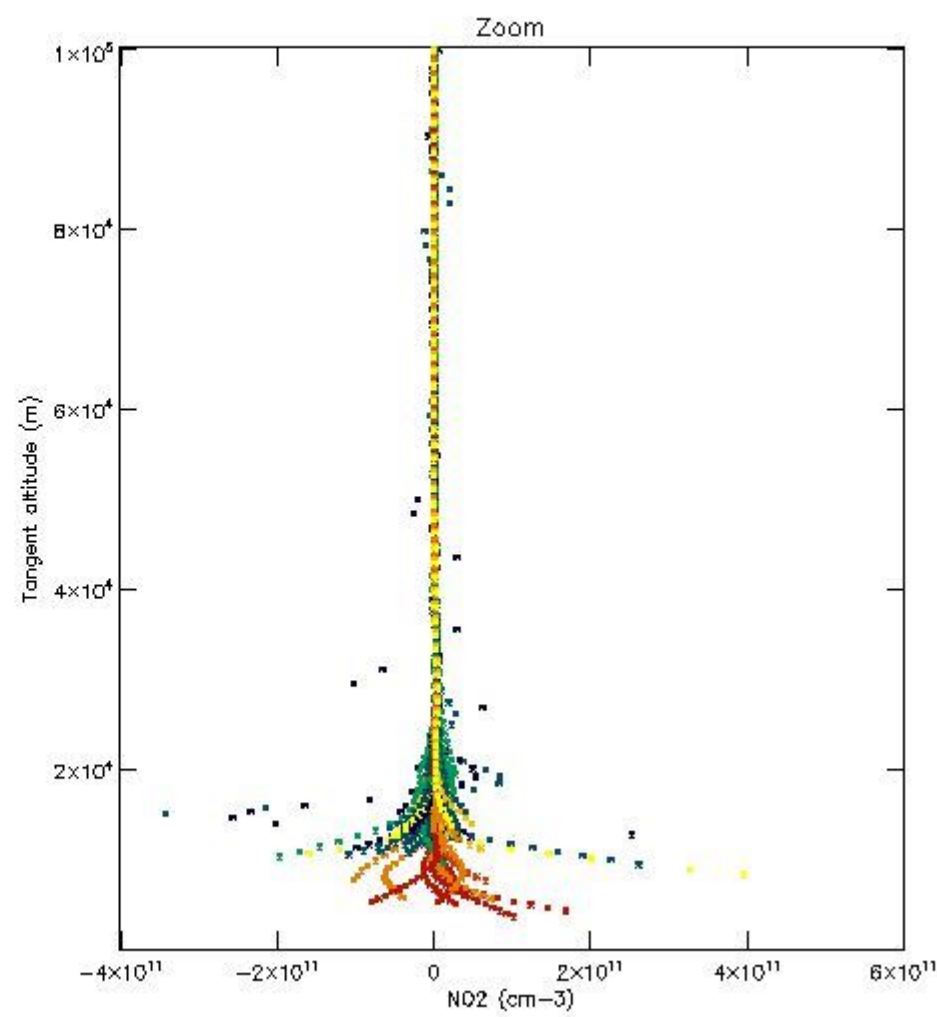
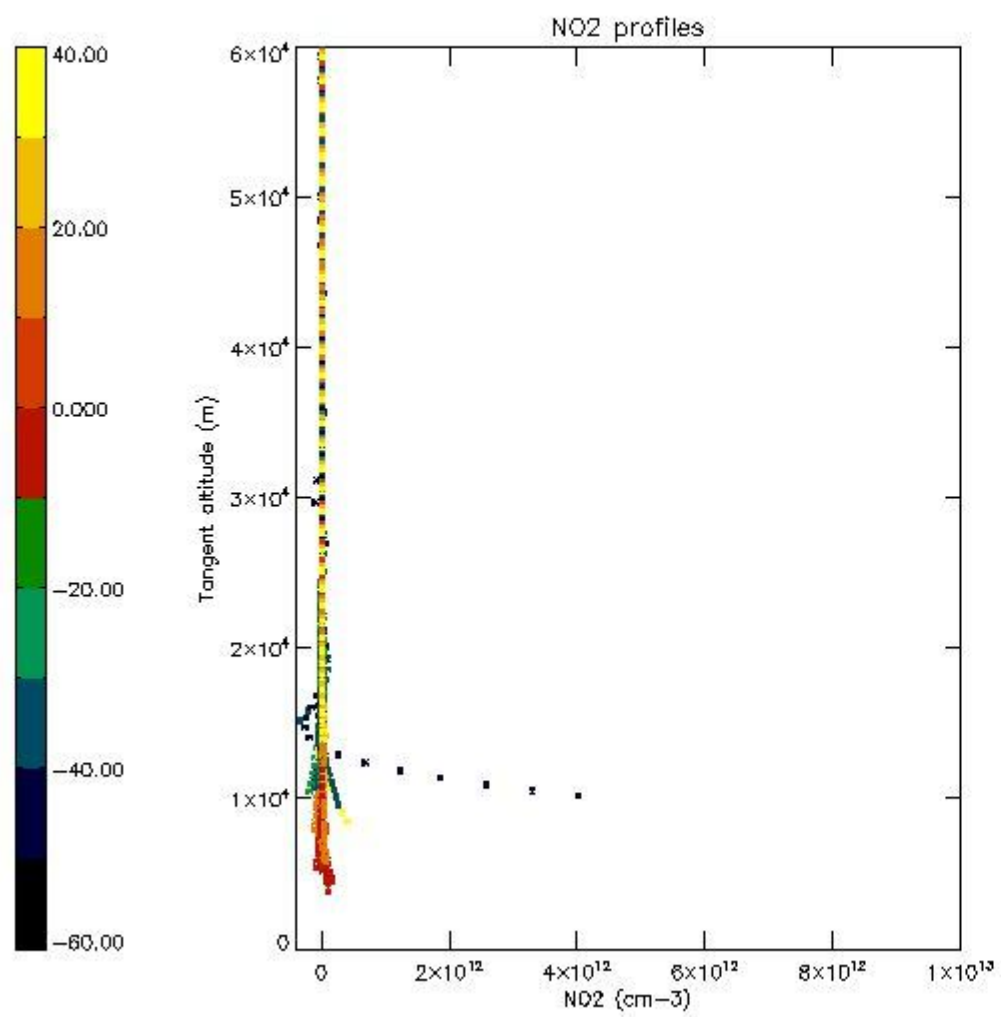
The colorbar represents the latitude.



*5.6 Plot NO<sub>2</sub> profiles for all STD (dark without errors)*

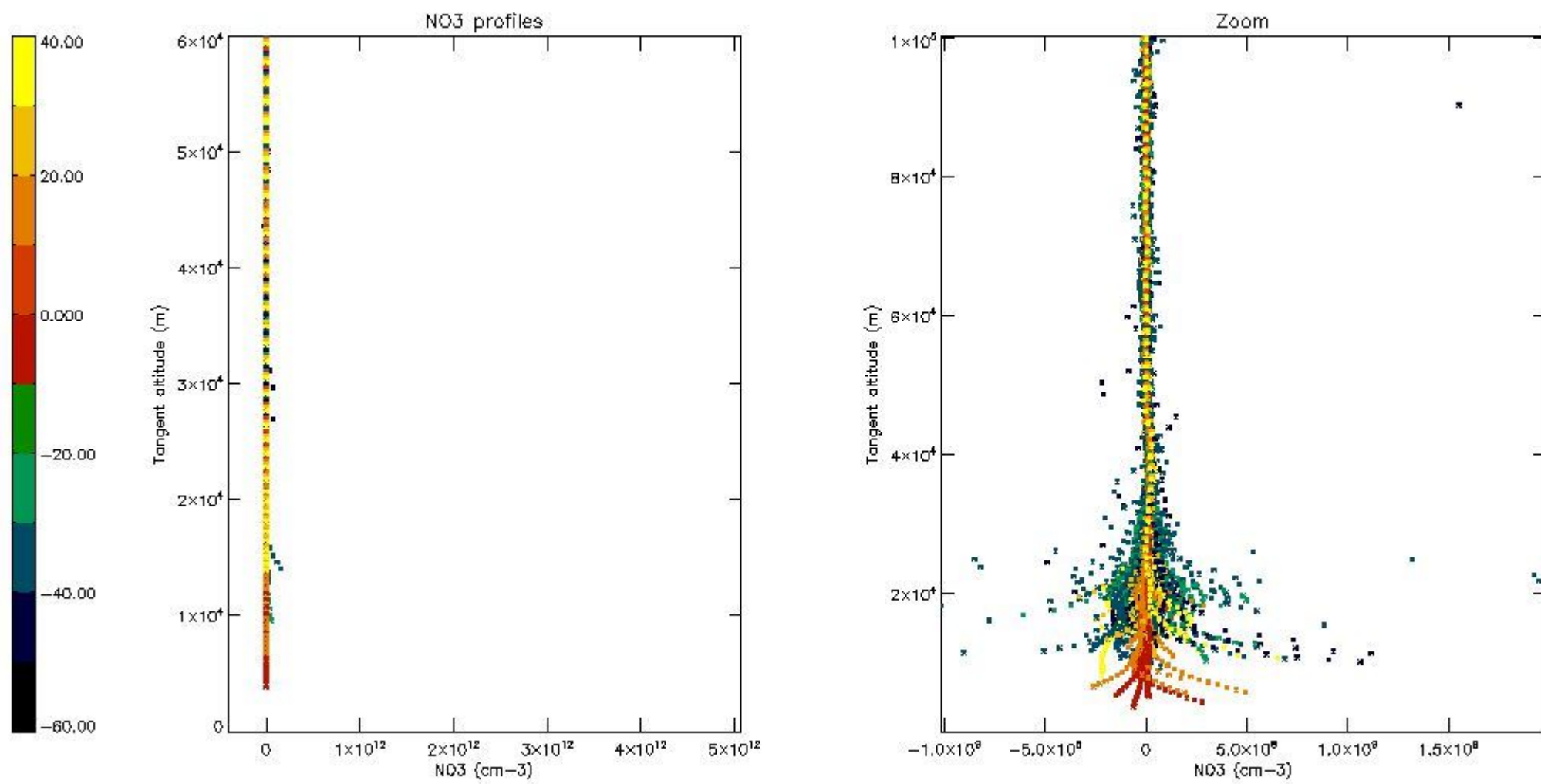
The colorbar represents the latitude.





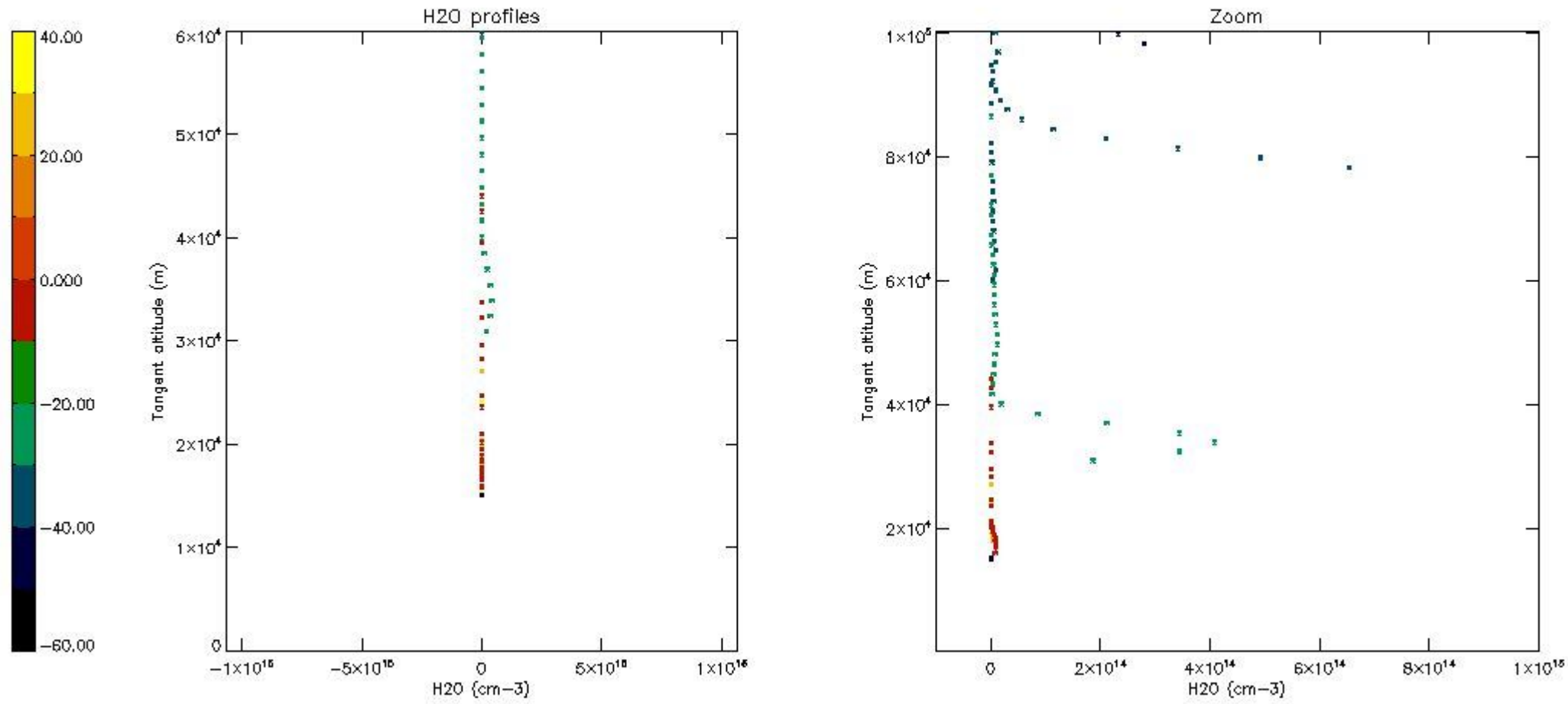
*5.7 Plot NO3 profiles for all STD (dark without errors)*

The colorbar represents the latitude.



*5.8 Plot H2O profiles for all STD (only for occultations of stars 1,2,3,4,13,14,16,26,63 dark without errors)*

The colorbar represents the latitude.

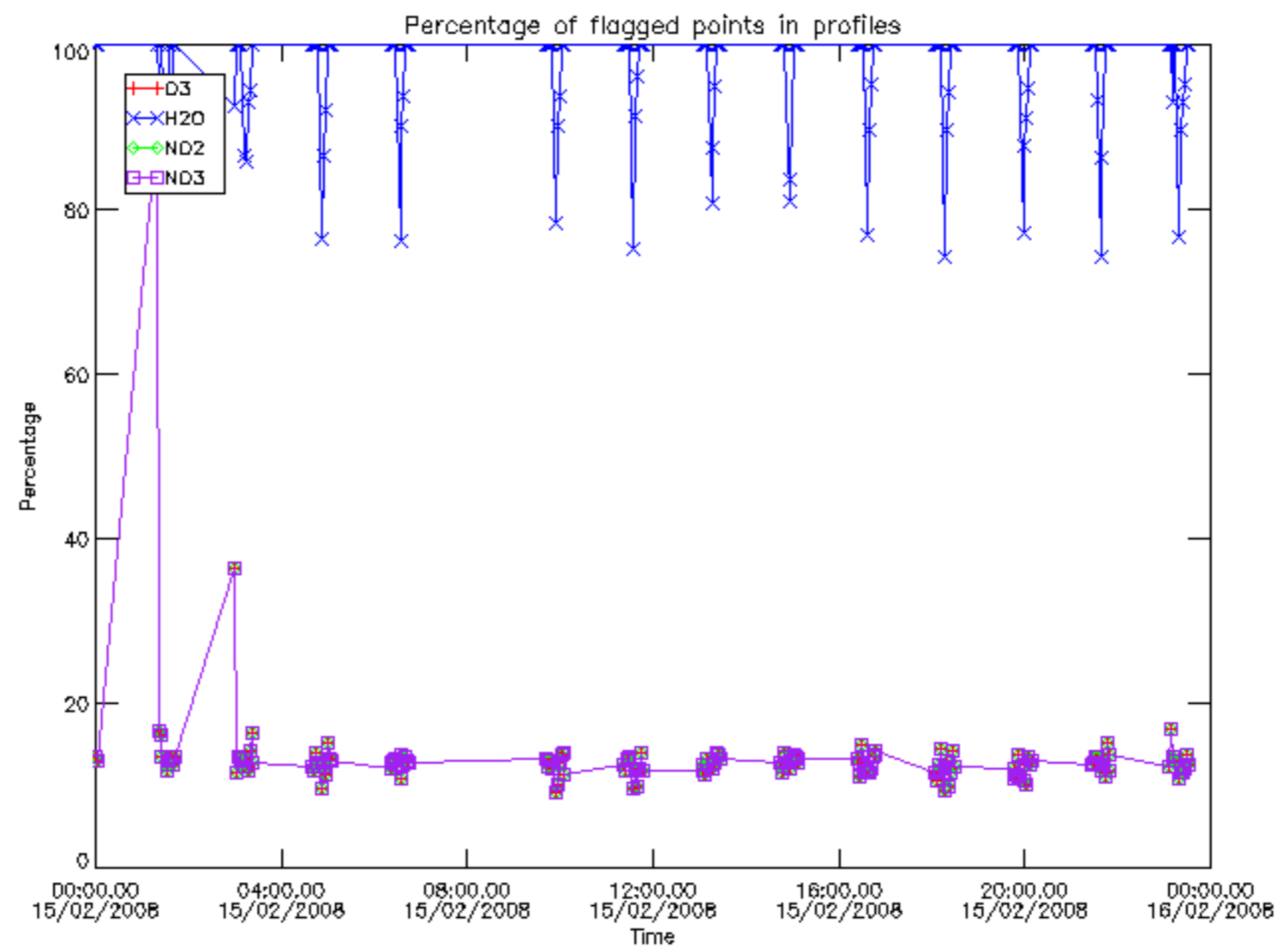


## 6. Auxiliary Data Files used for the production reported in section 2

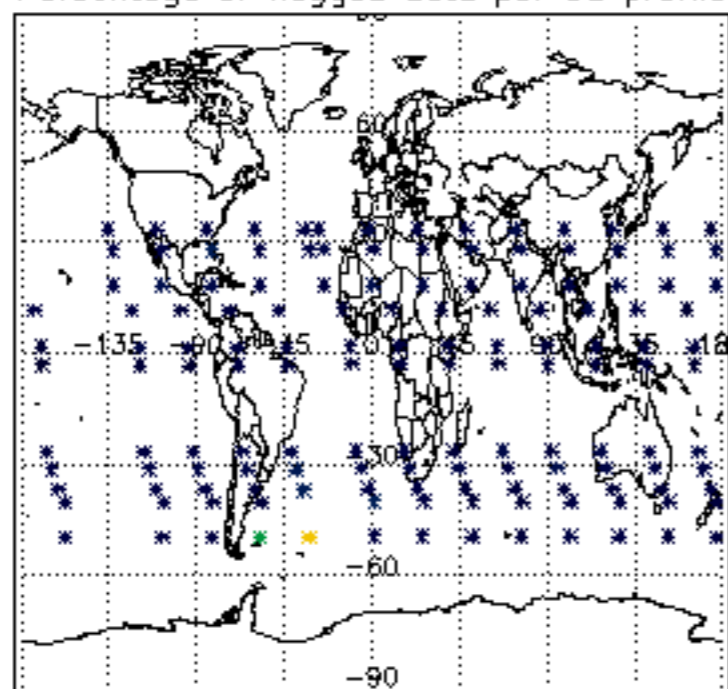
The number reported in the third column indicates since which file (see list in section 2) the corresponding auxiliary file has been used. The fourth column is the date of those product files.

Type	Auxiliary Filename	Used since product	Used since product date
INST_PHYS_CHARACTERISTICS	GOM_INS_AXVIEC20091111_143220_20030716_120000_20500101_000000	1	15-FEB-2008 00:00:28
LEVEL-2_PROC_CONFIG	GOM_PR2_AXVIEC20091111_152718_20020301_000000_20500101_000000	1	15-FEB-2008 00:00:28
CROSS_SECTIONS_FILE	GOM_CR2_AXVIEC20091111_154832_20020301_000000_20500101_000000	1	15-FEB-2008 00:00:28

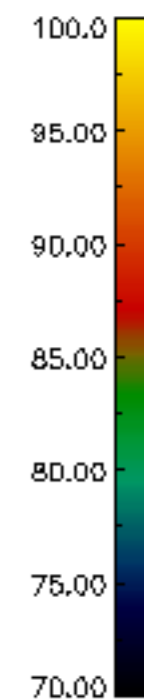
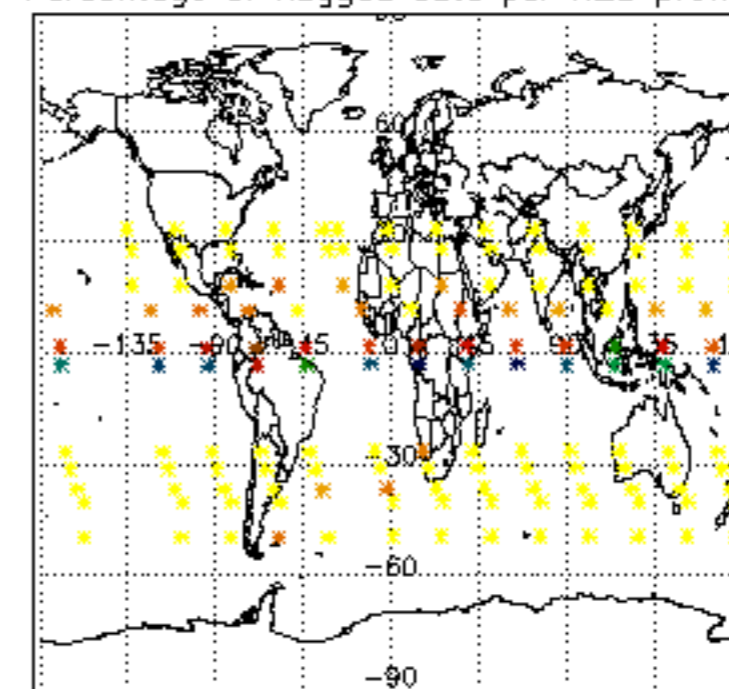




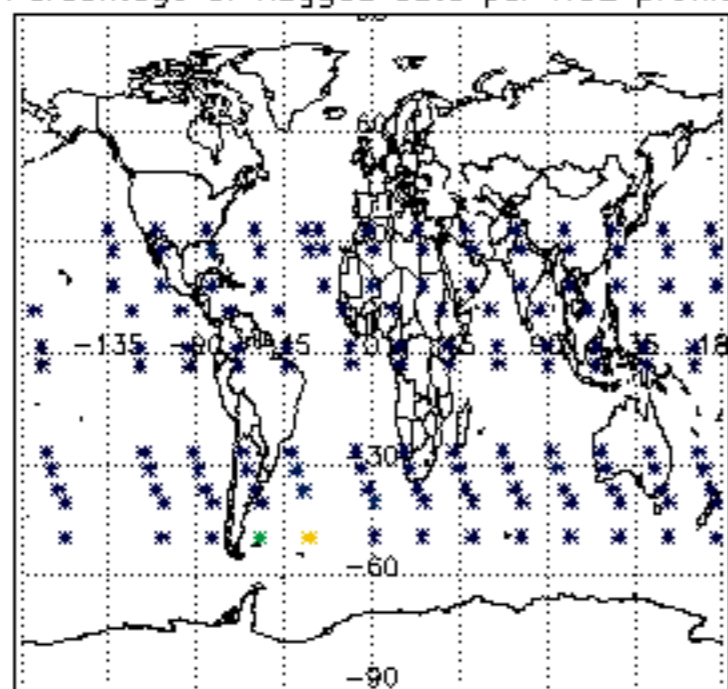
Percentage of flagged data per D3 profile



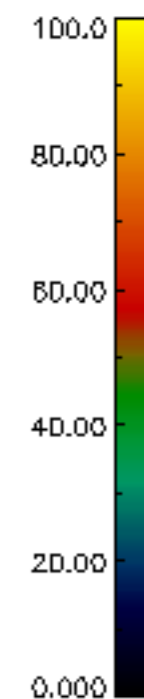
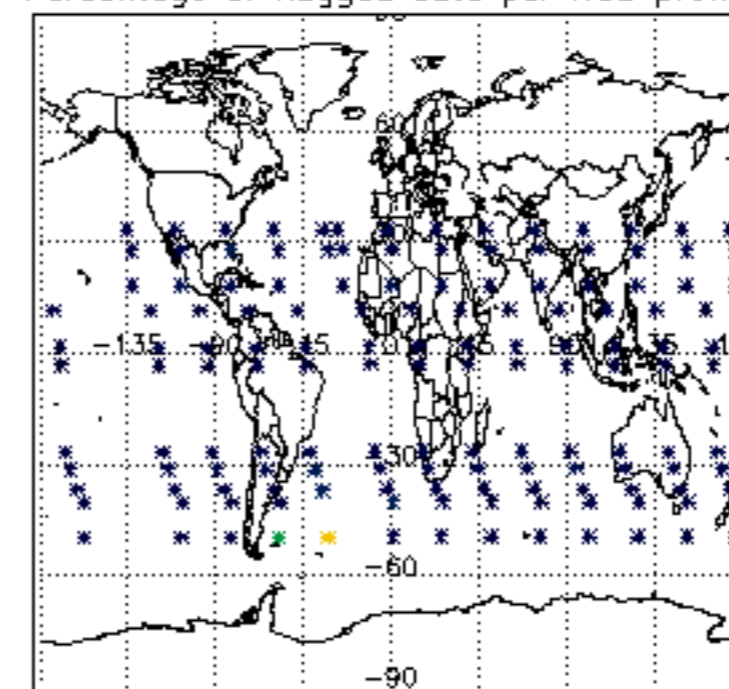
Percentage of flagged data per H2O profile

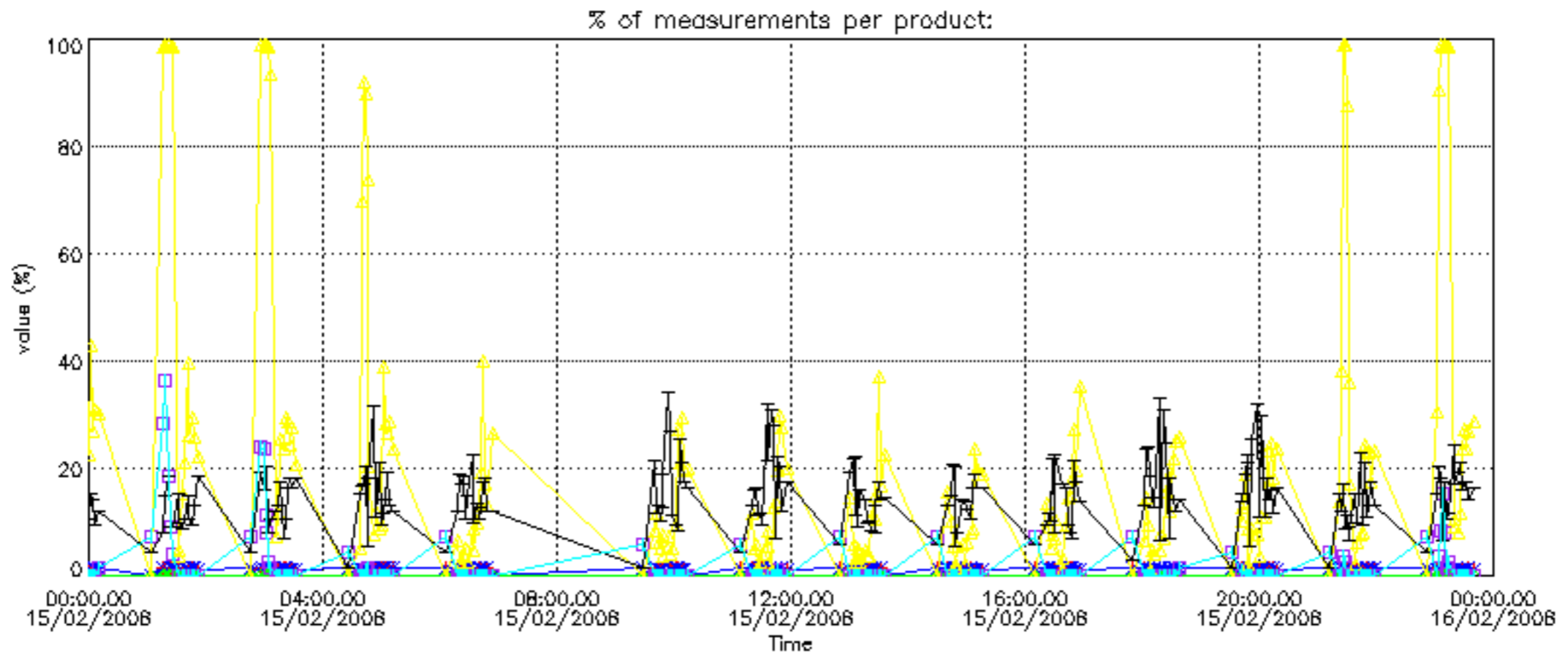


Percentage of flagged data per NO2 profile

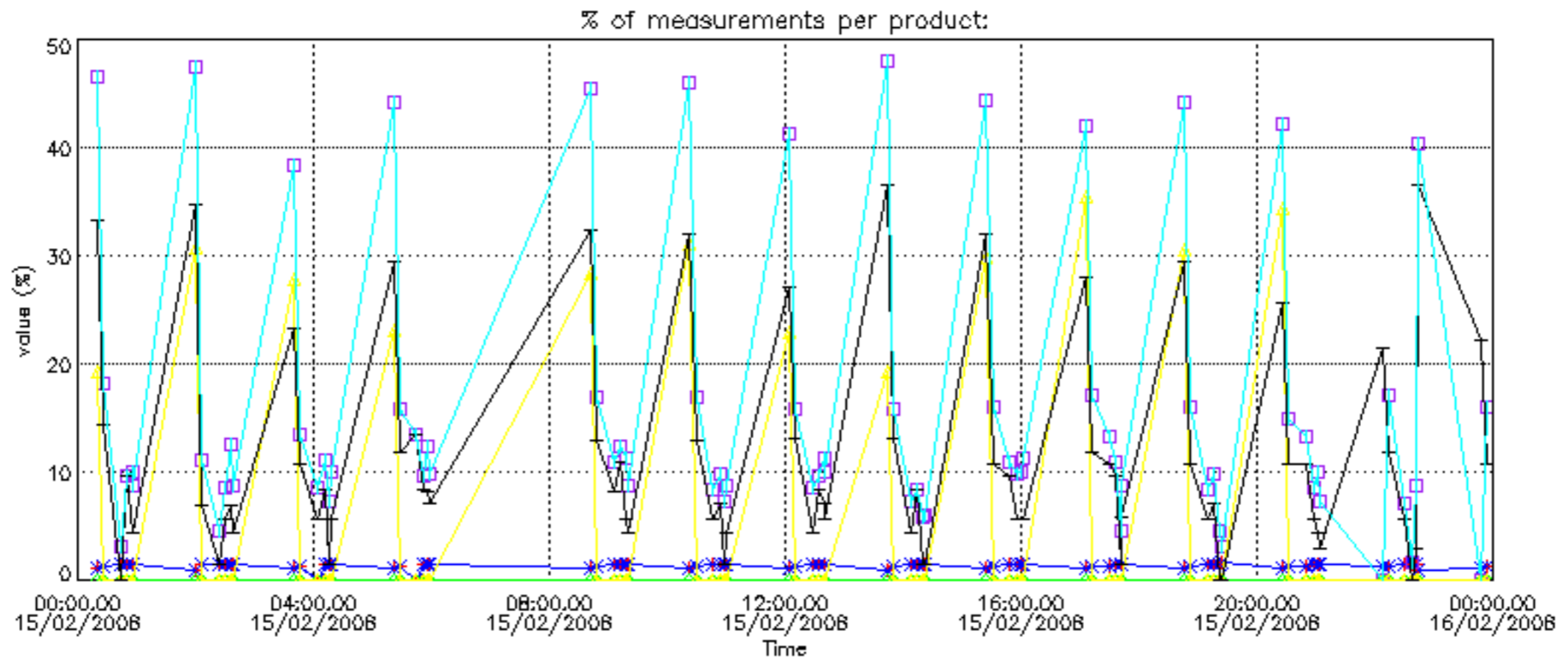


Percentage of flagged data per NO3 profile

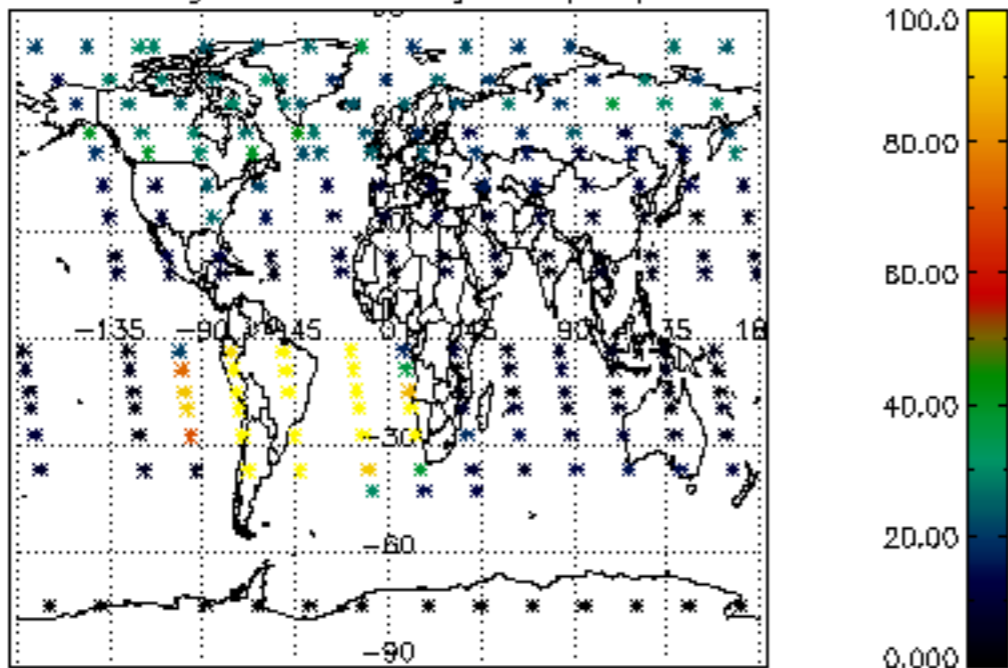




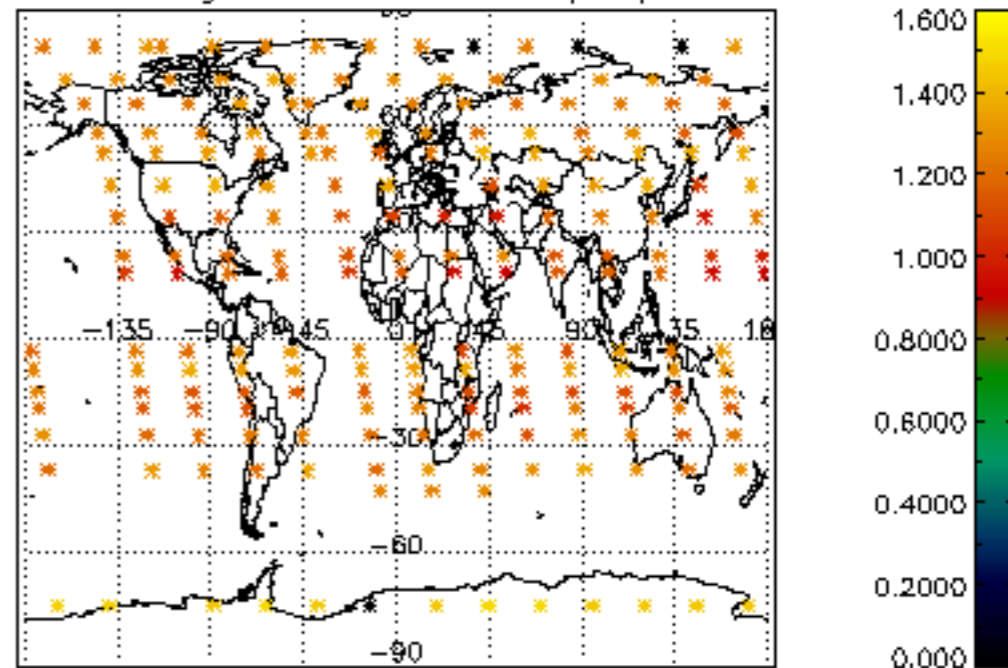




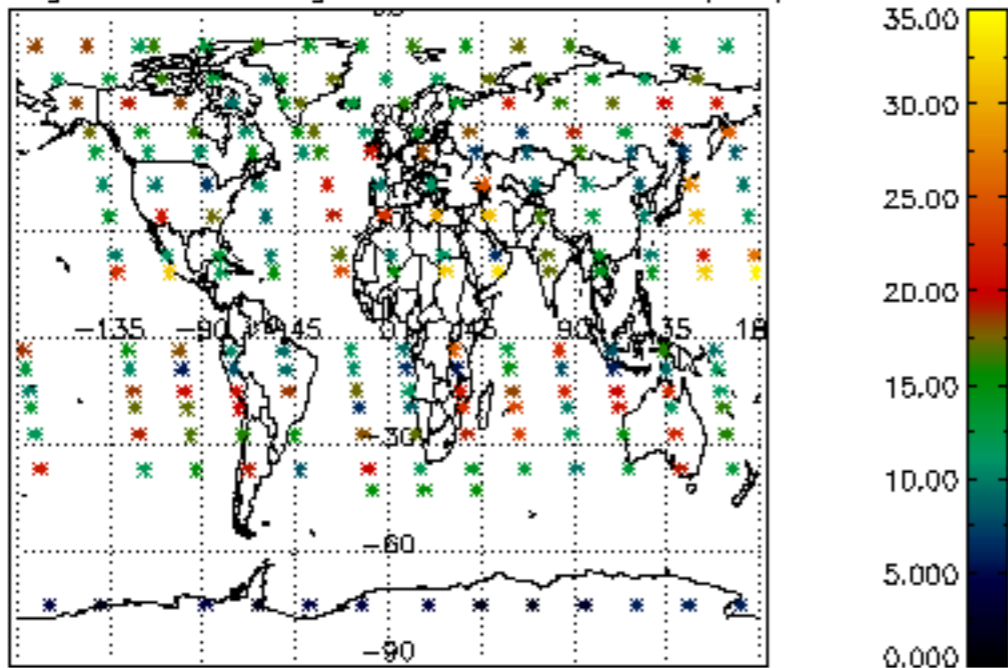
Percentage of cosmic ray hits per profile



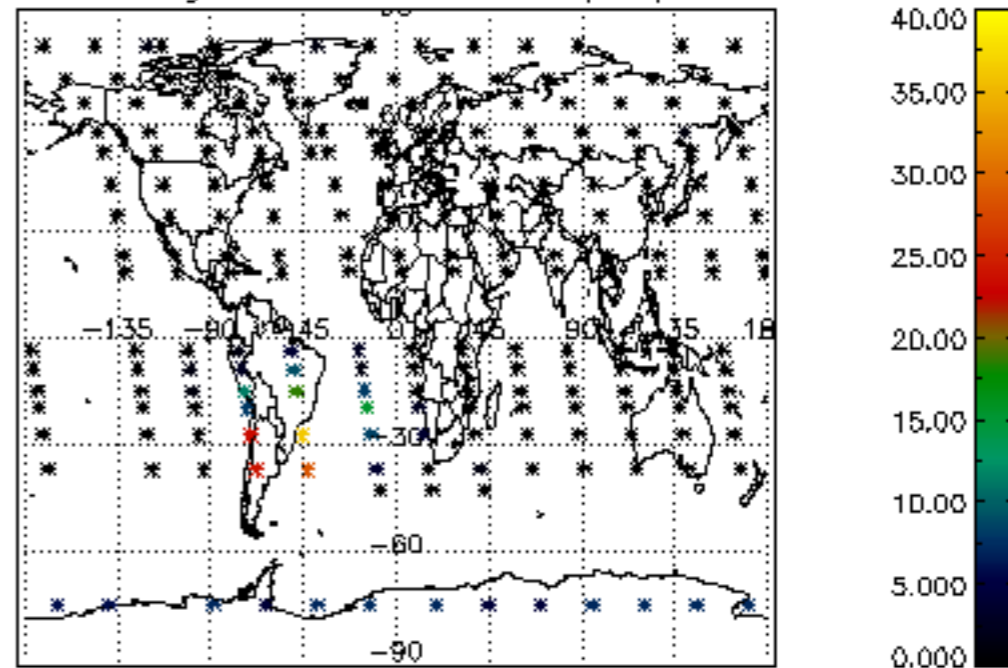
Percentage of datation errors per profile



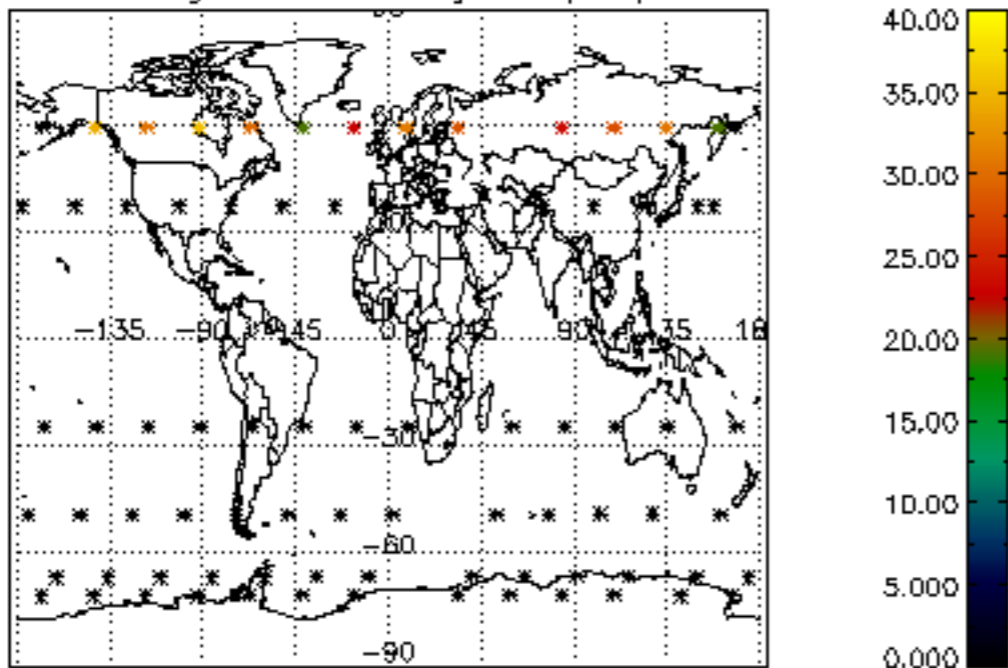
Percentage of star falling outside central band per profile



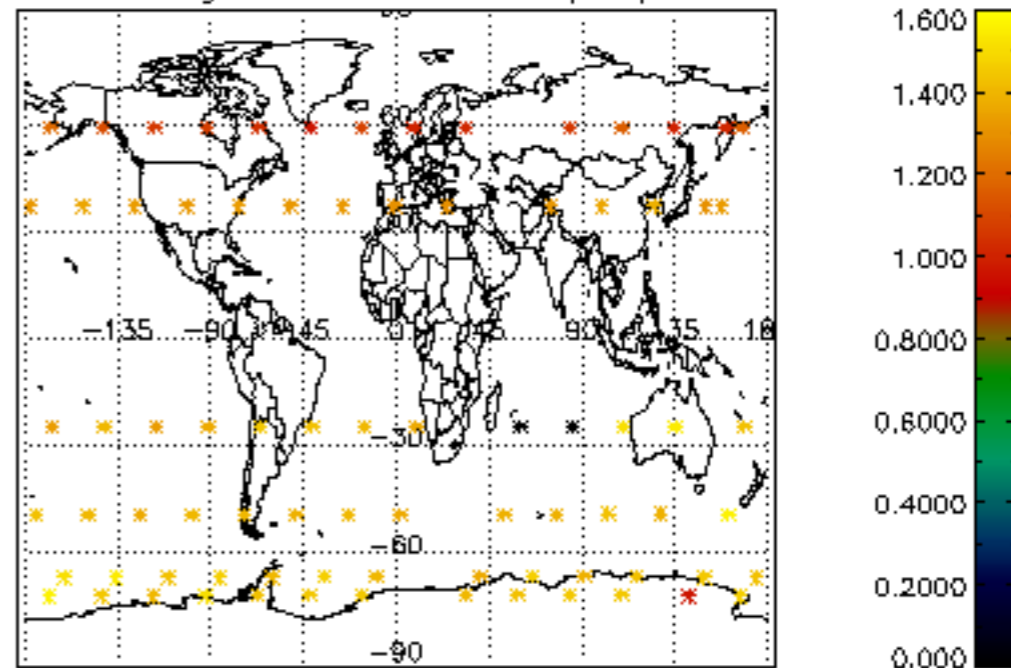
Percentage of saturation errors per profile



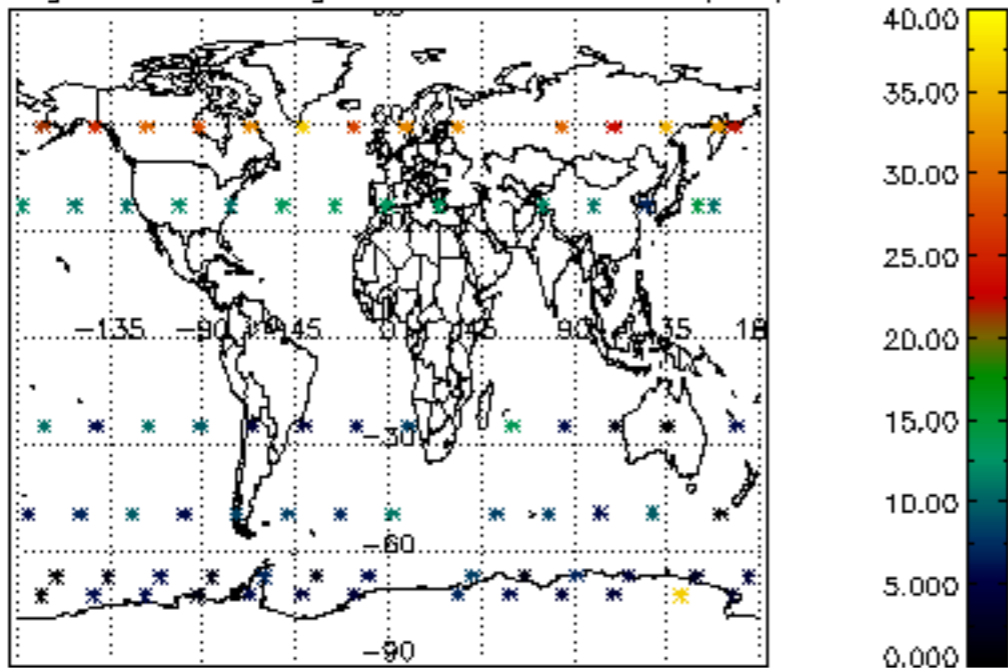
Percentage of cosmic ray hits per profile



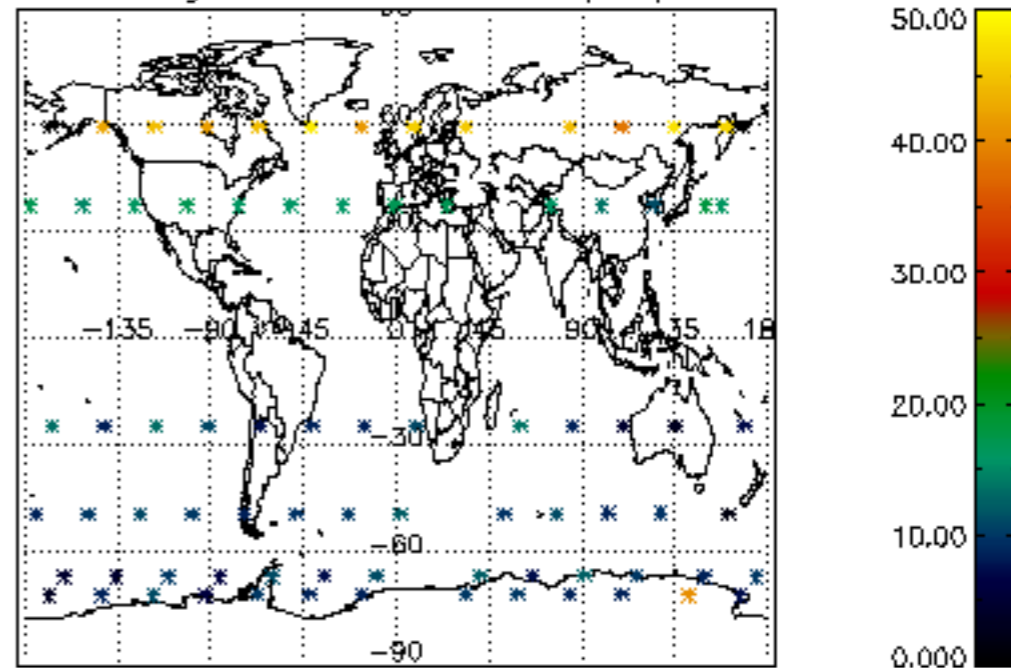
Percentage of datation errors per profile

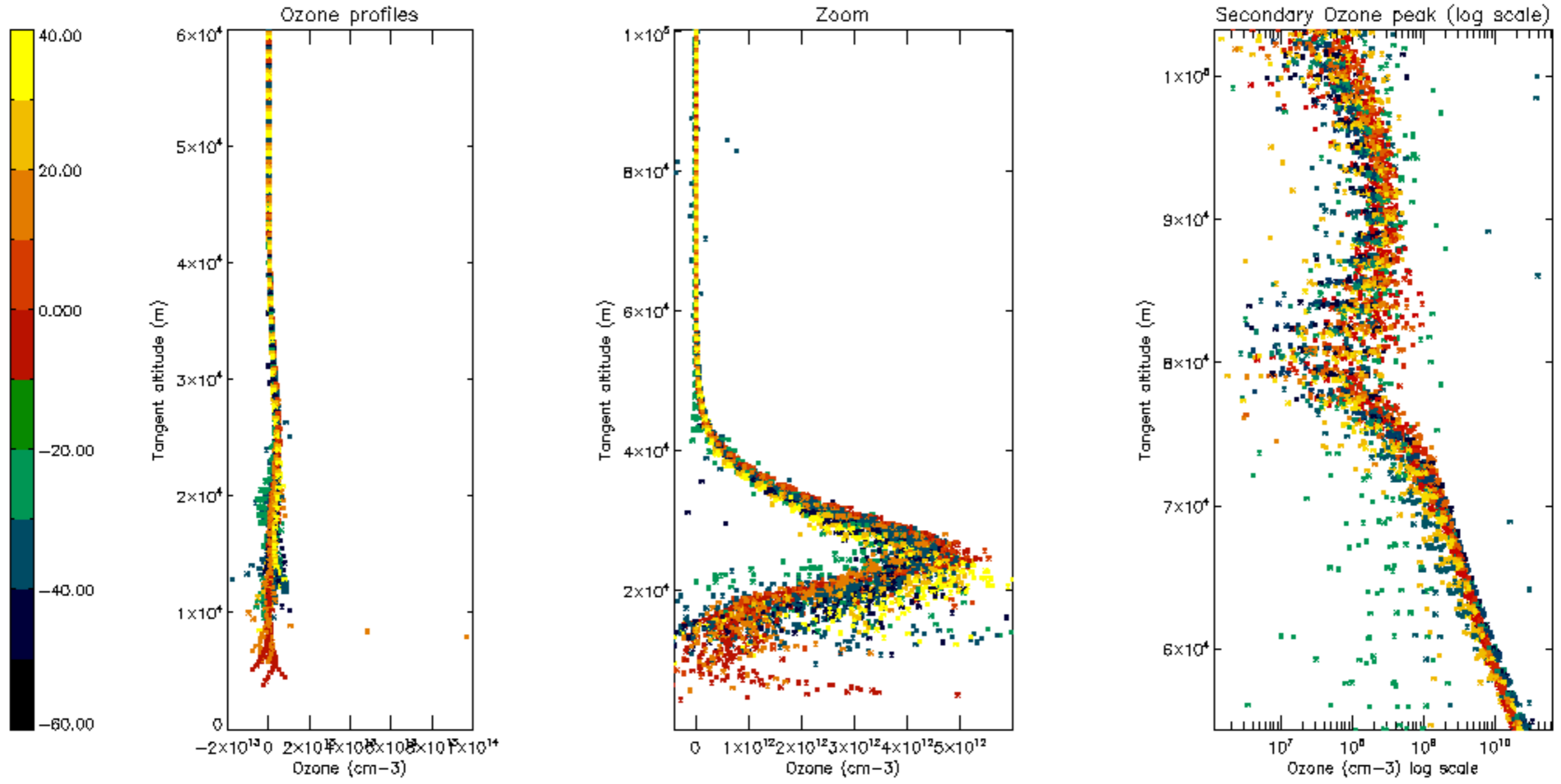


Percentage of star falling outside central band per profile

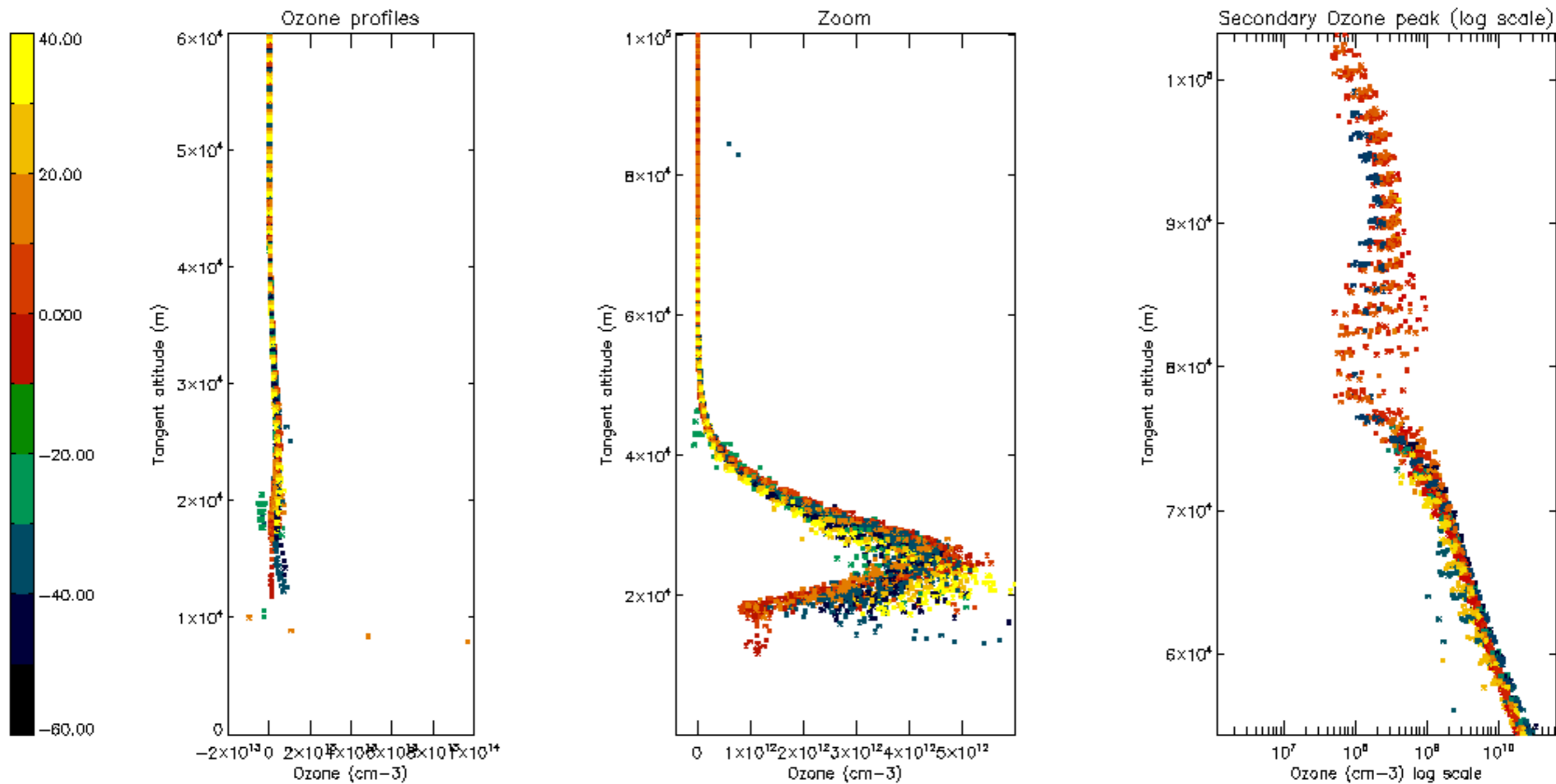


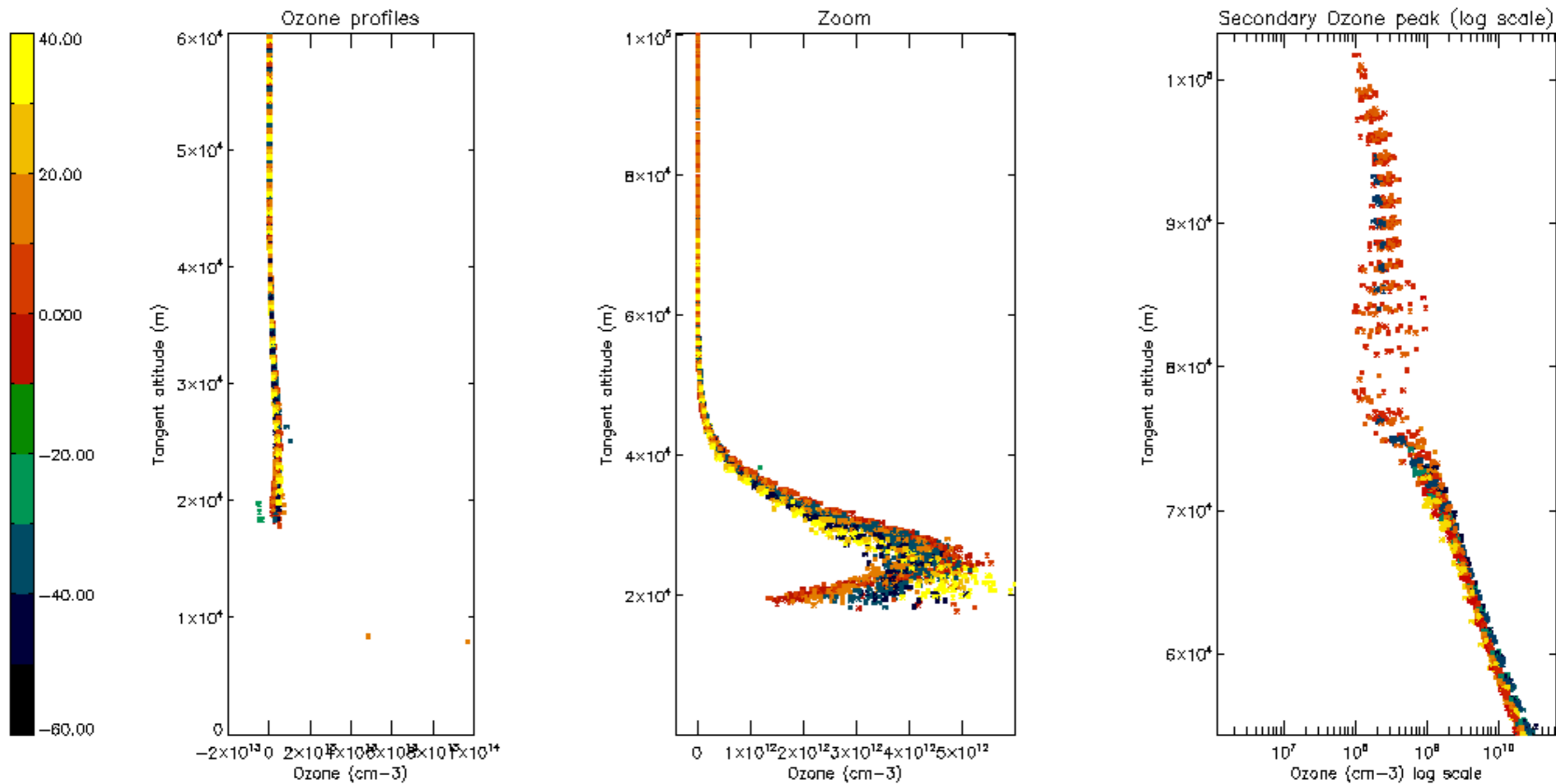
Percentage of saturation errors per profile

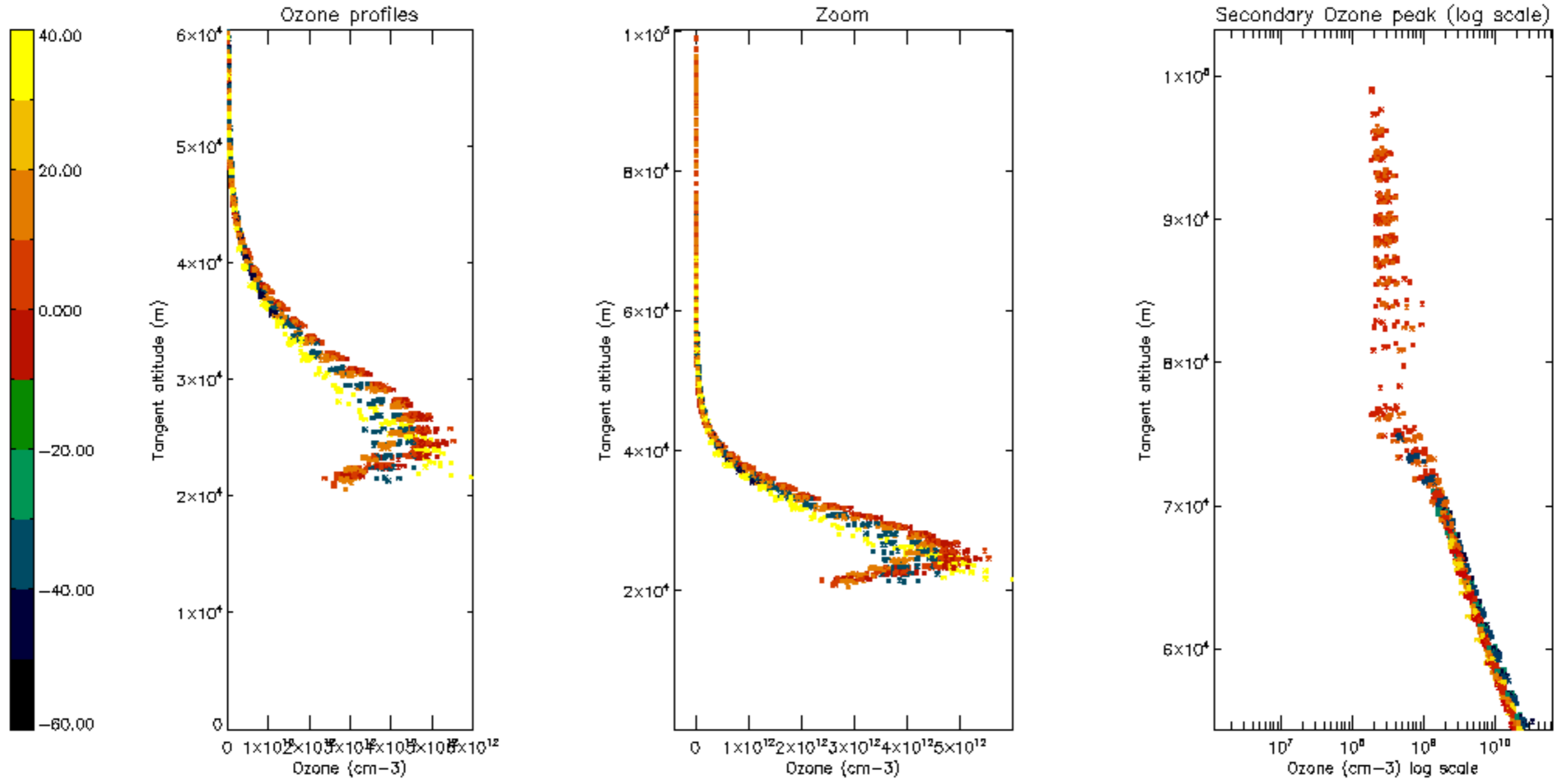


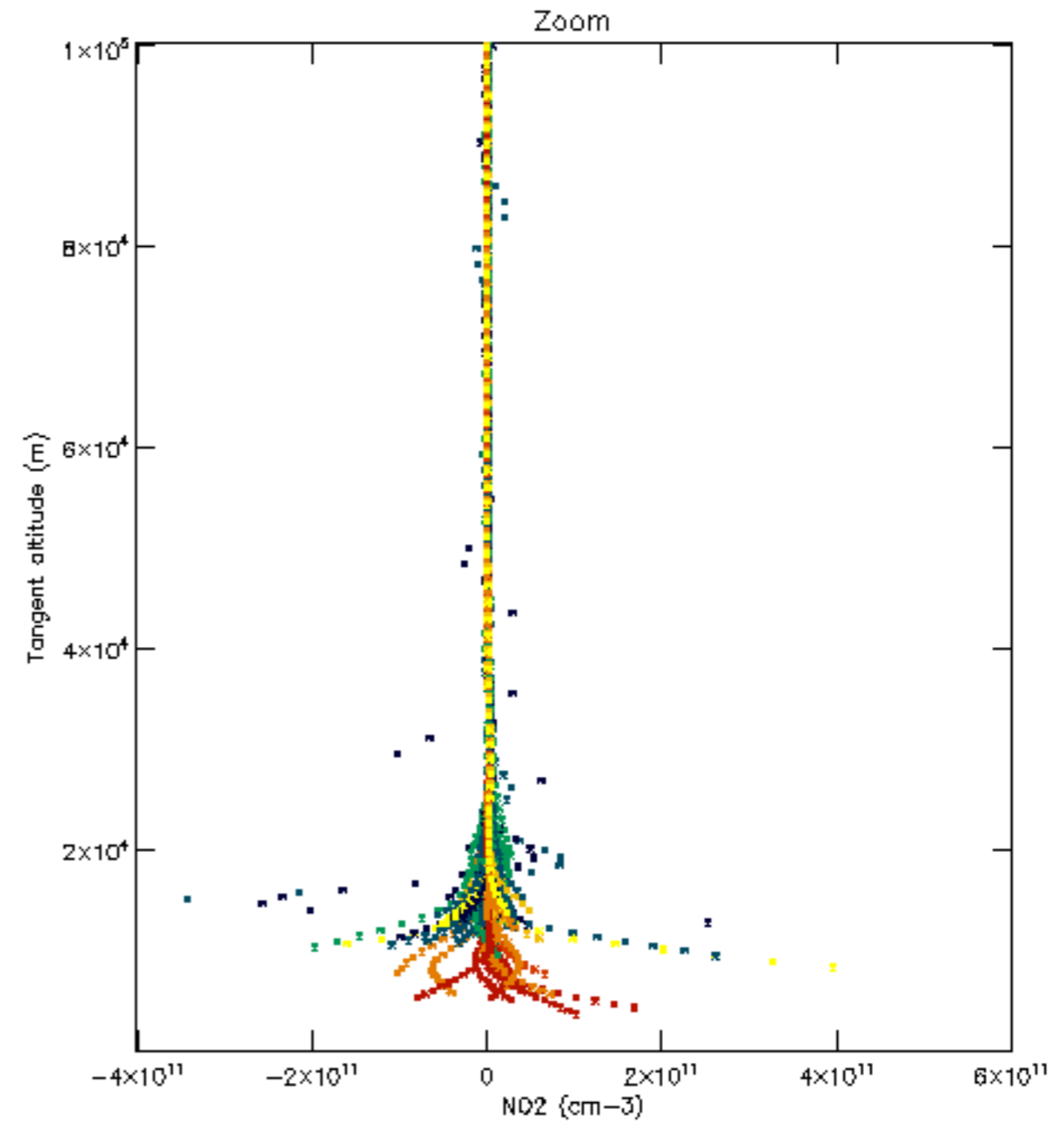
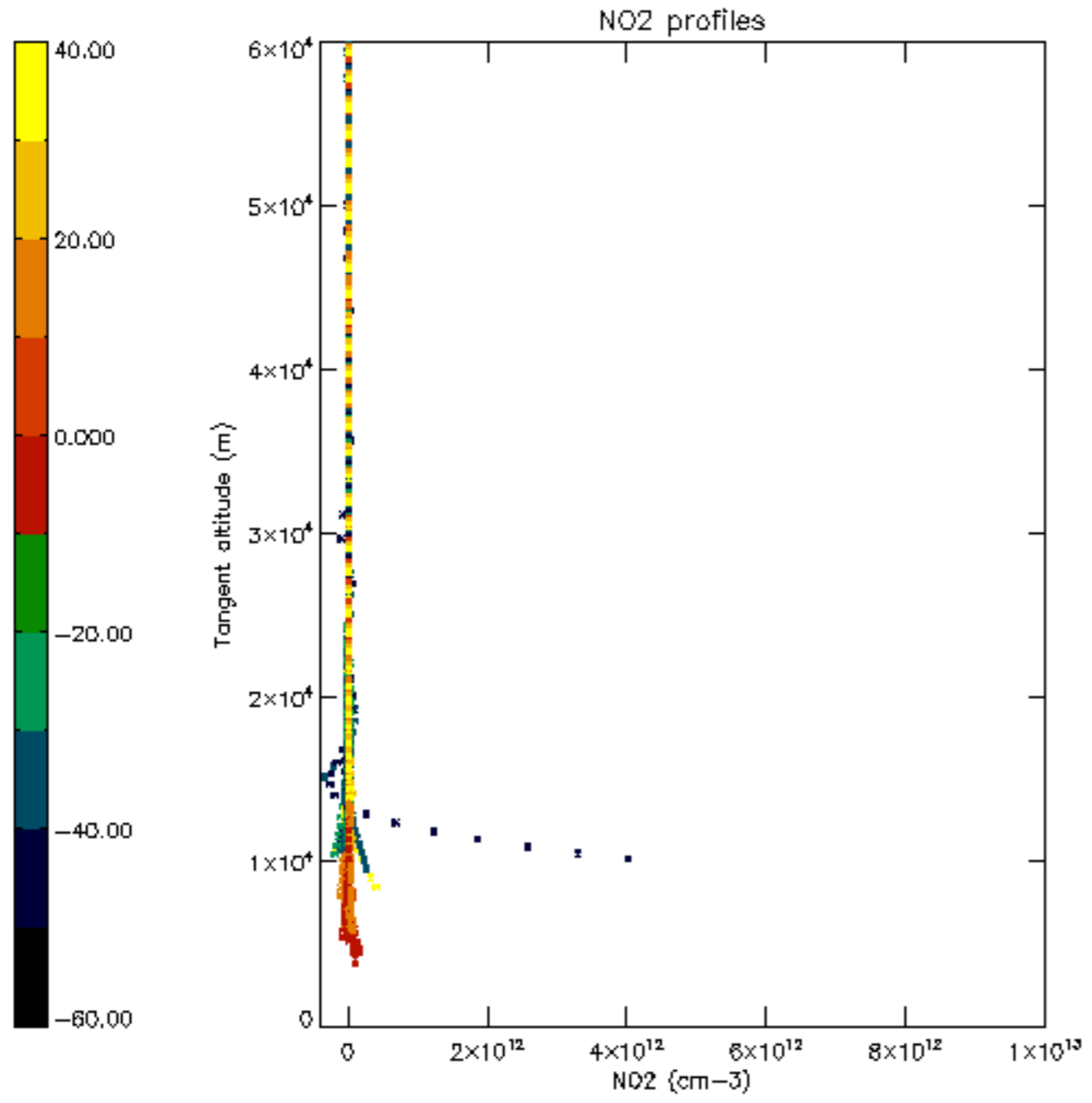




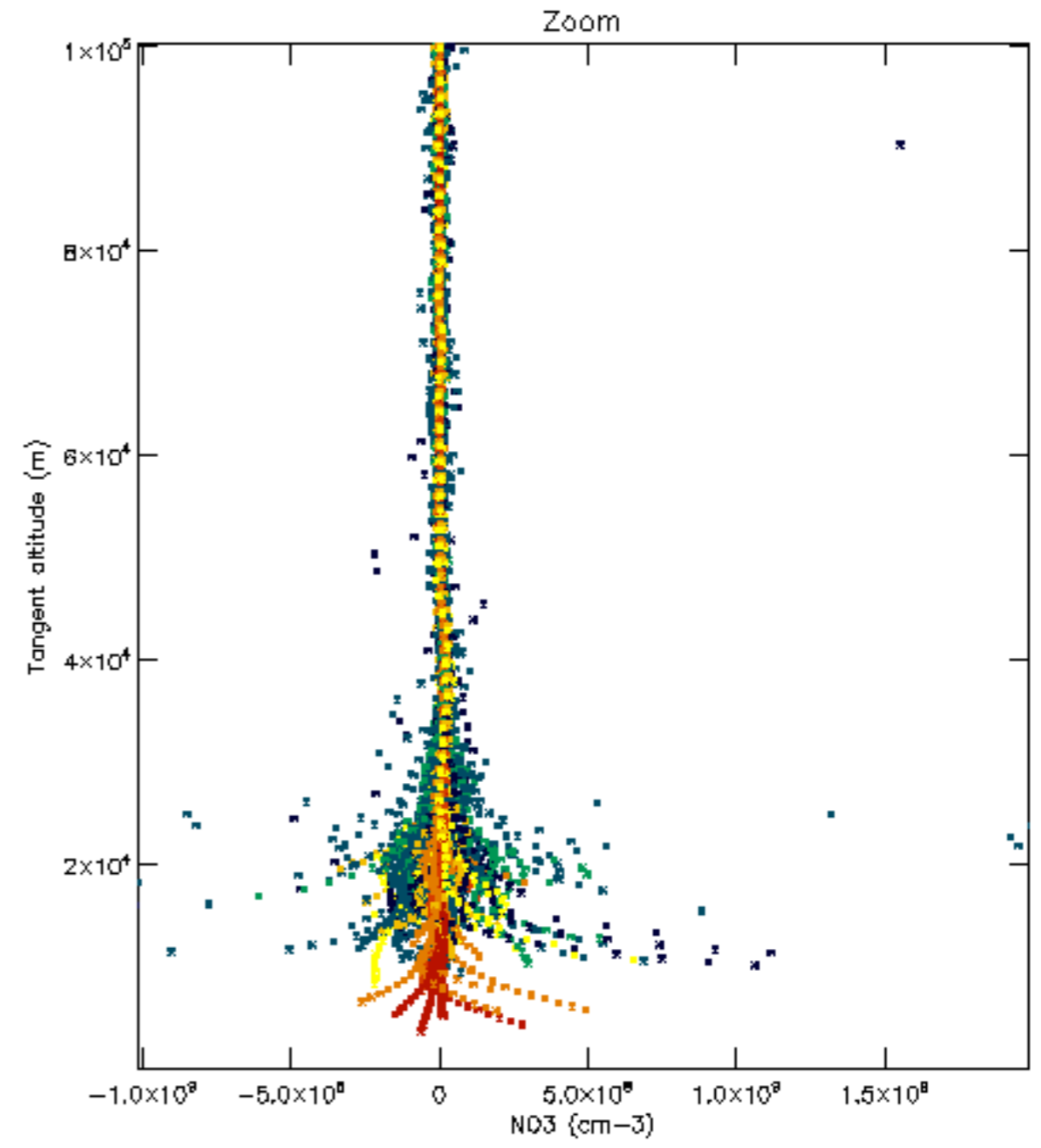
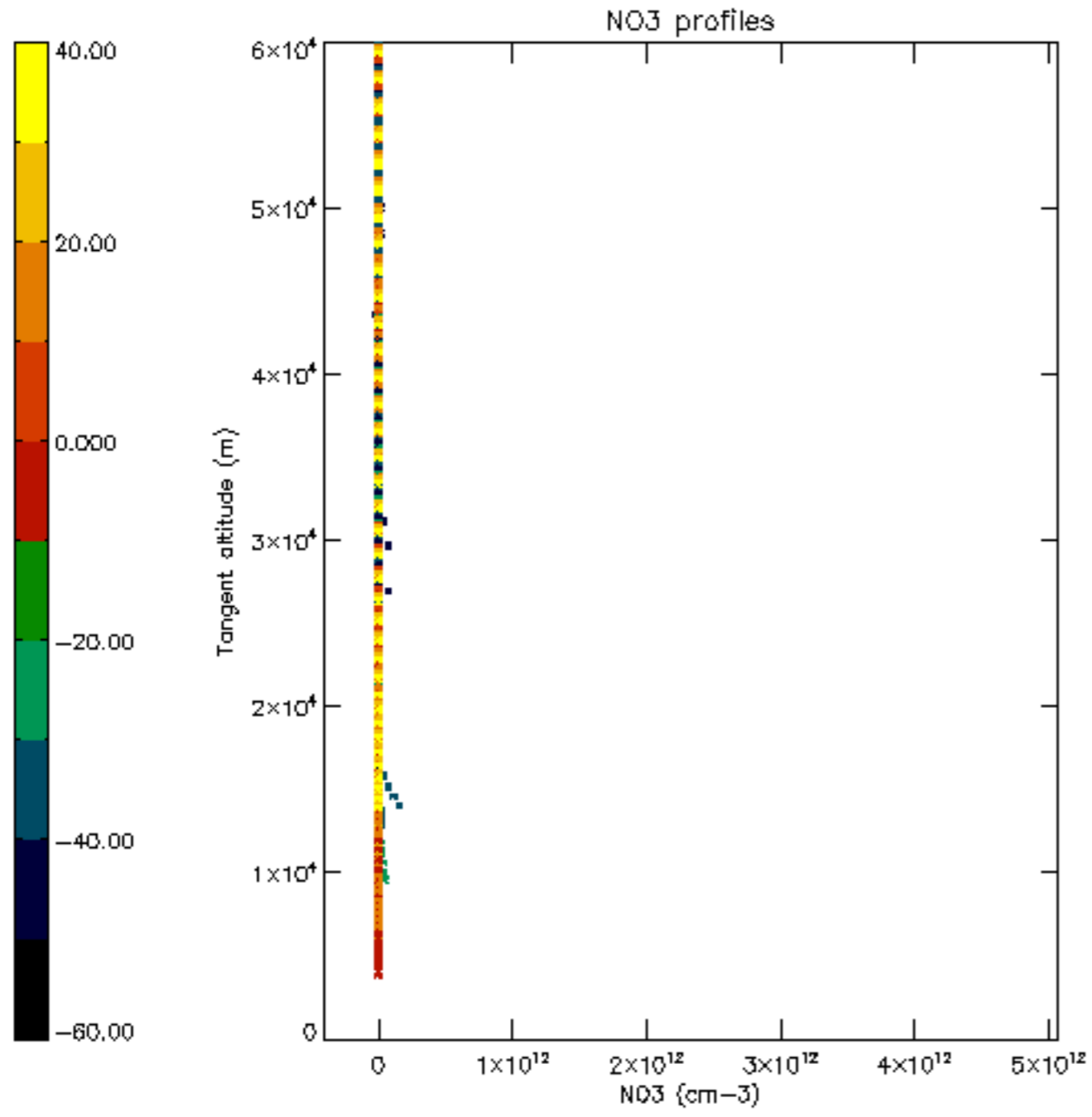


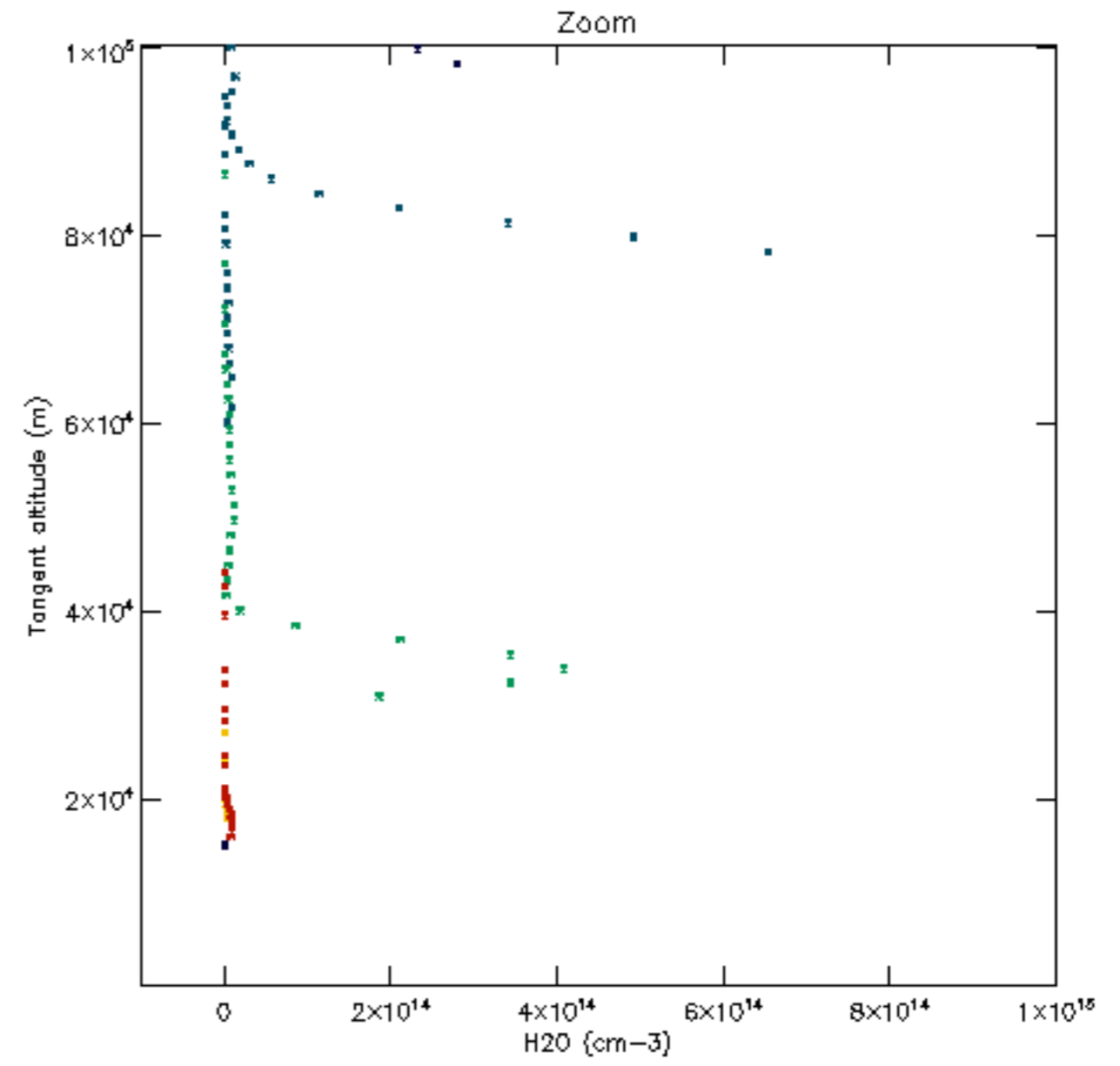
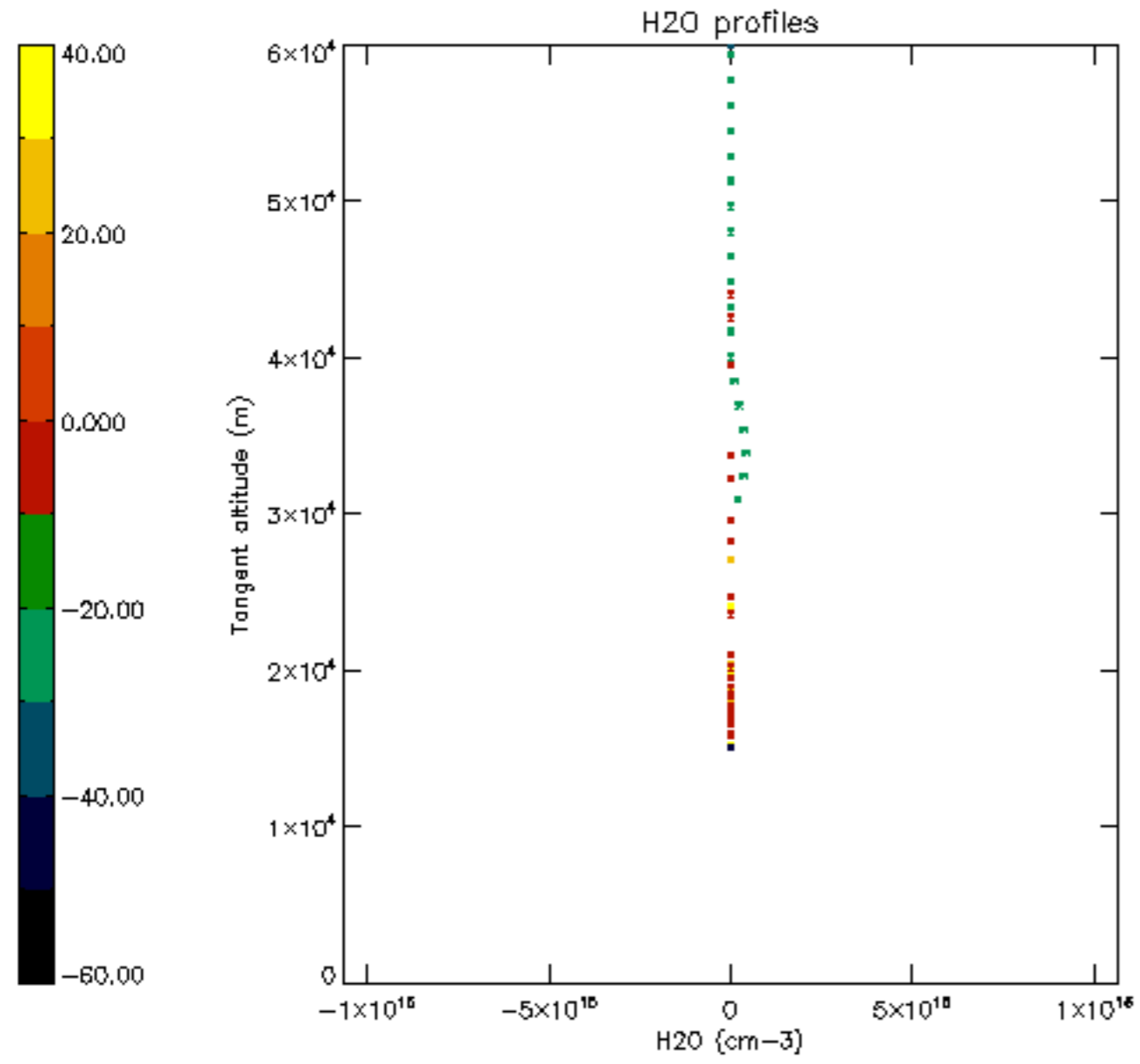


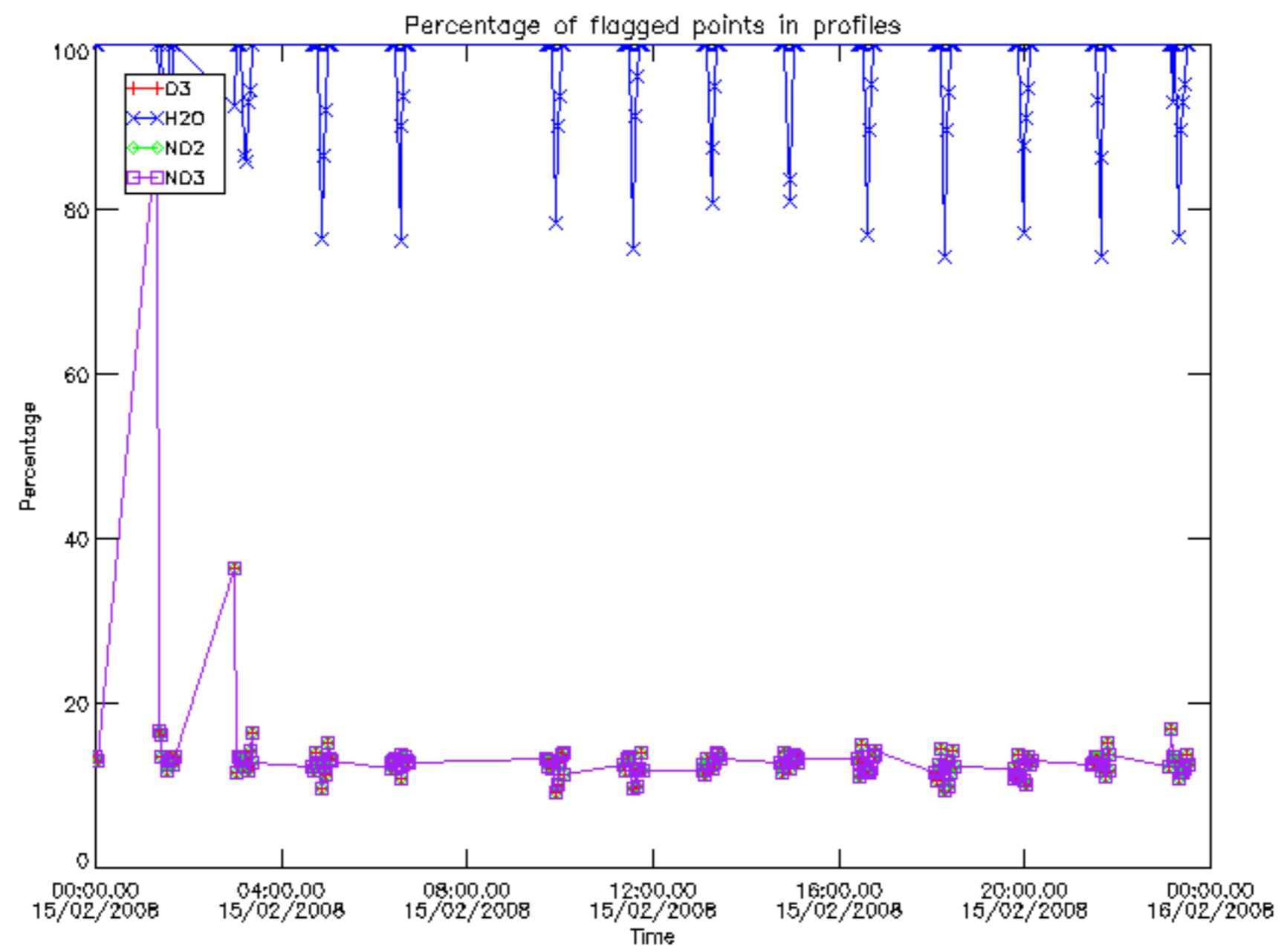




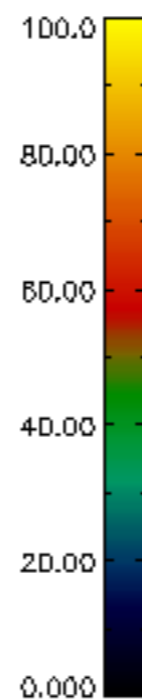
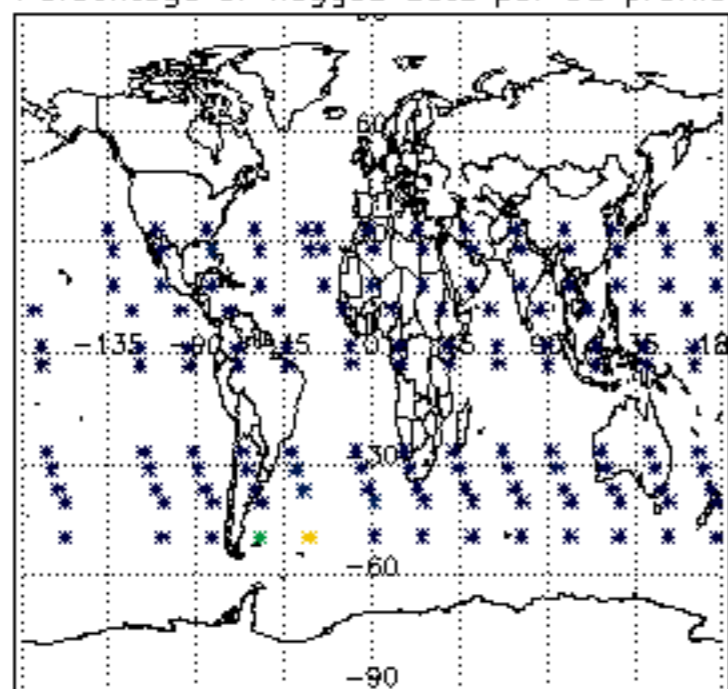




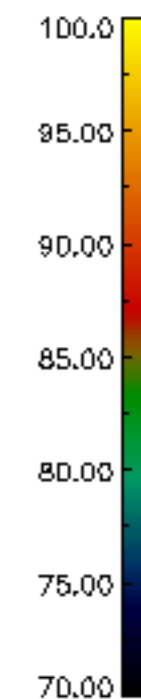
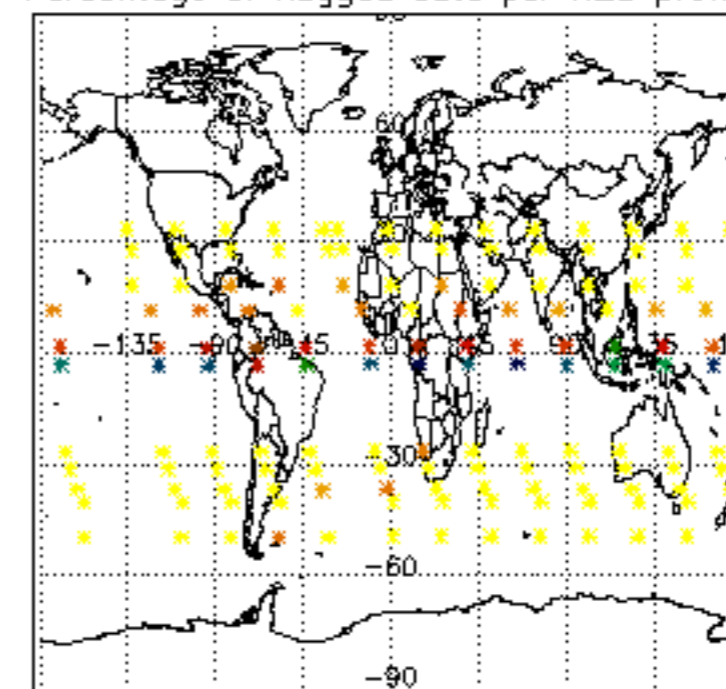




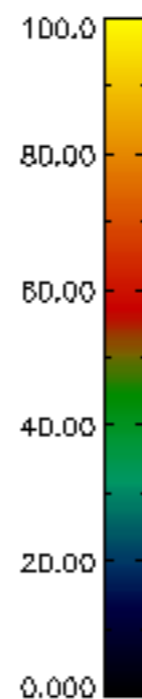
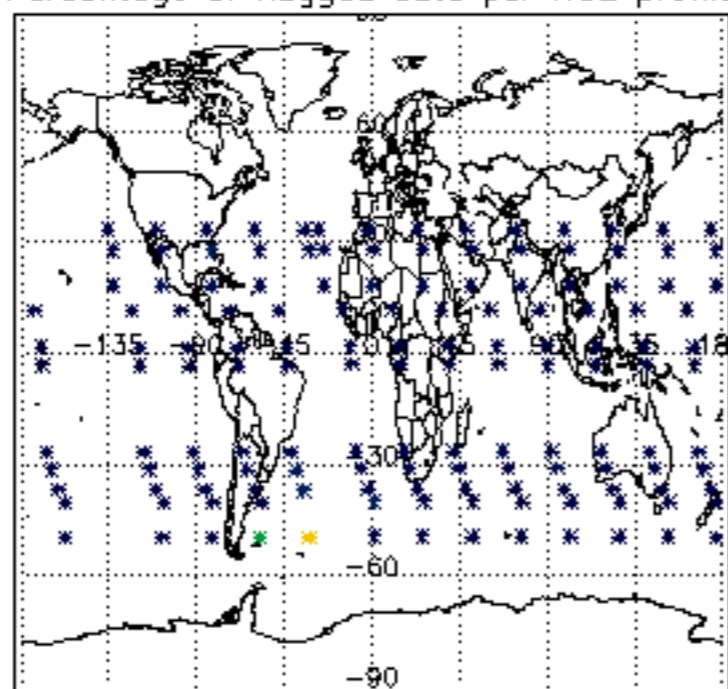
Percentage of flagged data per D3 profile



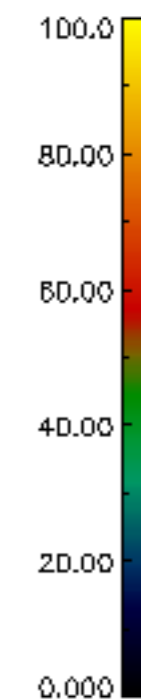
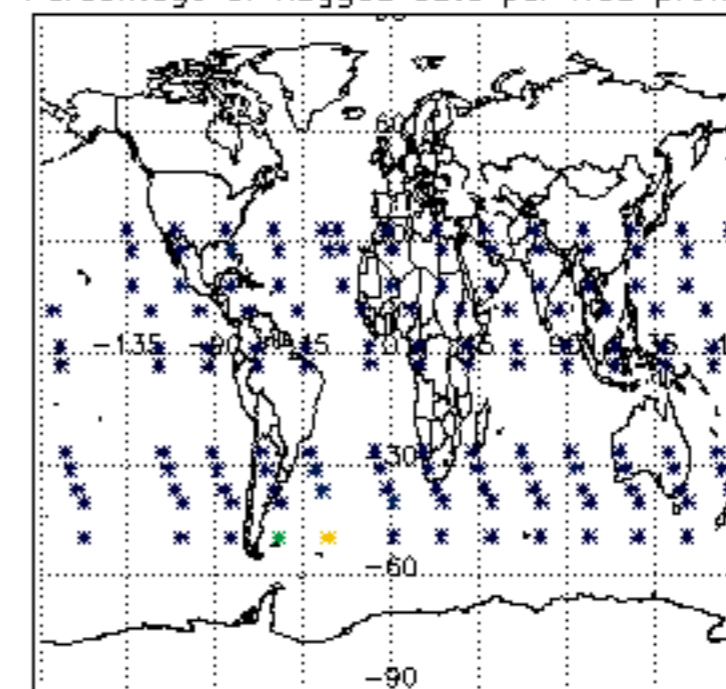
Percentage of flagged data per H2O profile



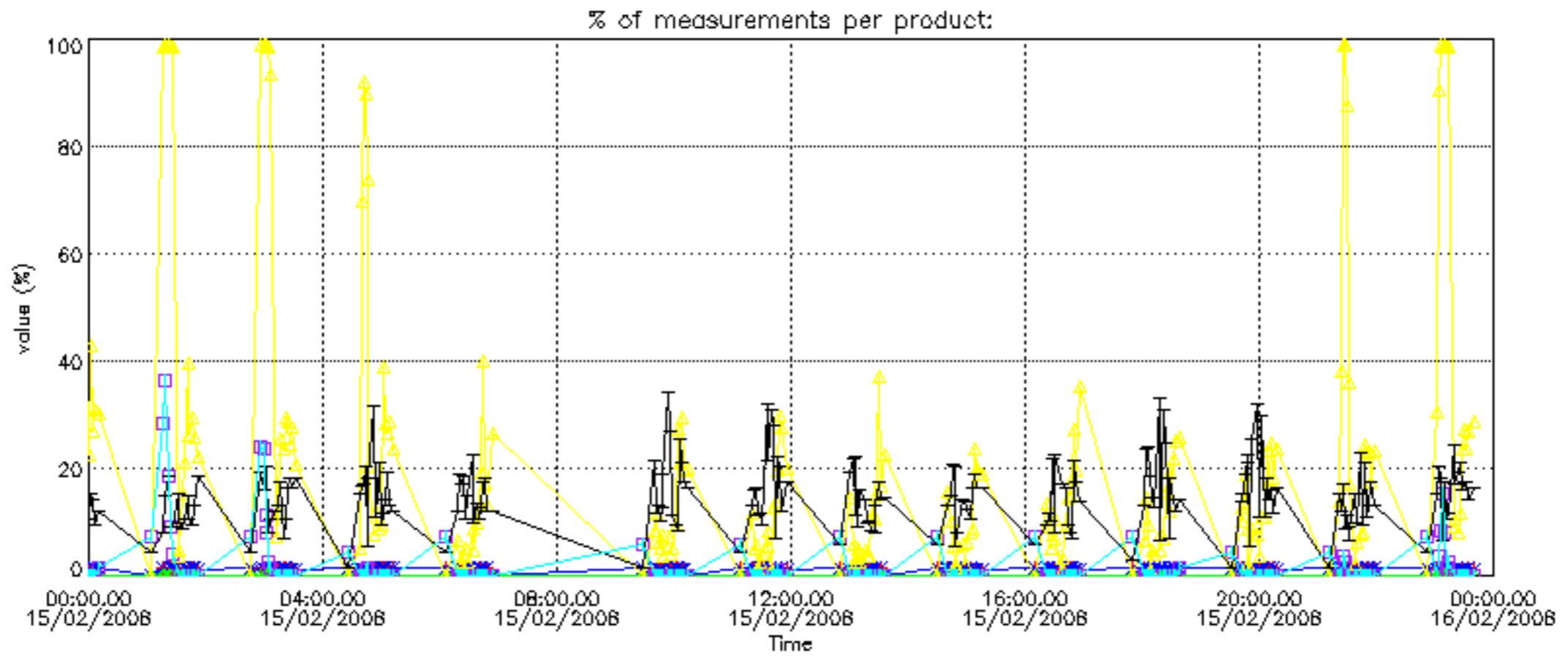
Percentage of flagged data per NO2 profile

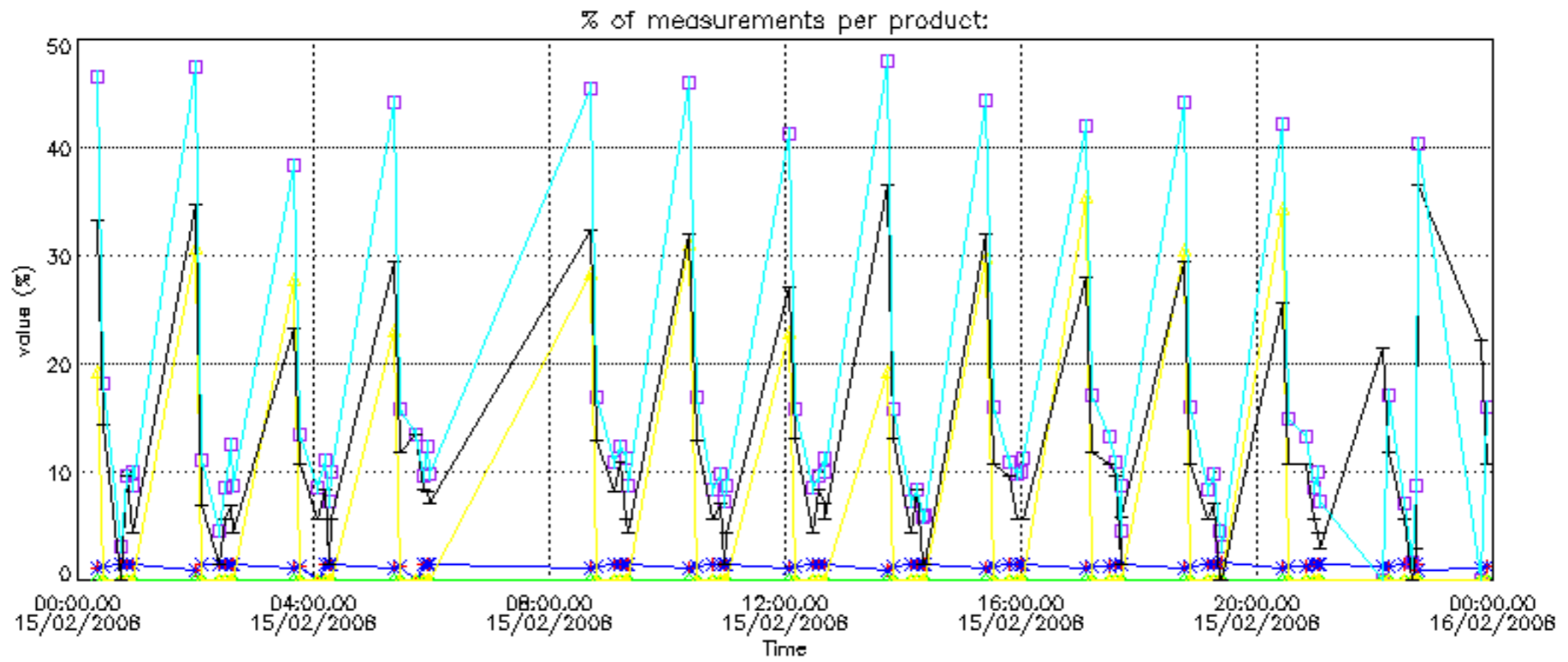


Percentage of flagged data per NO3 profile

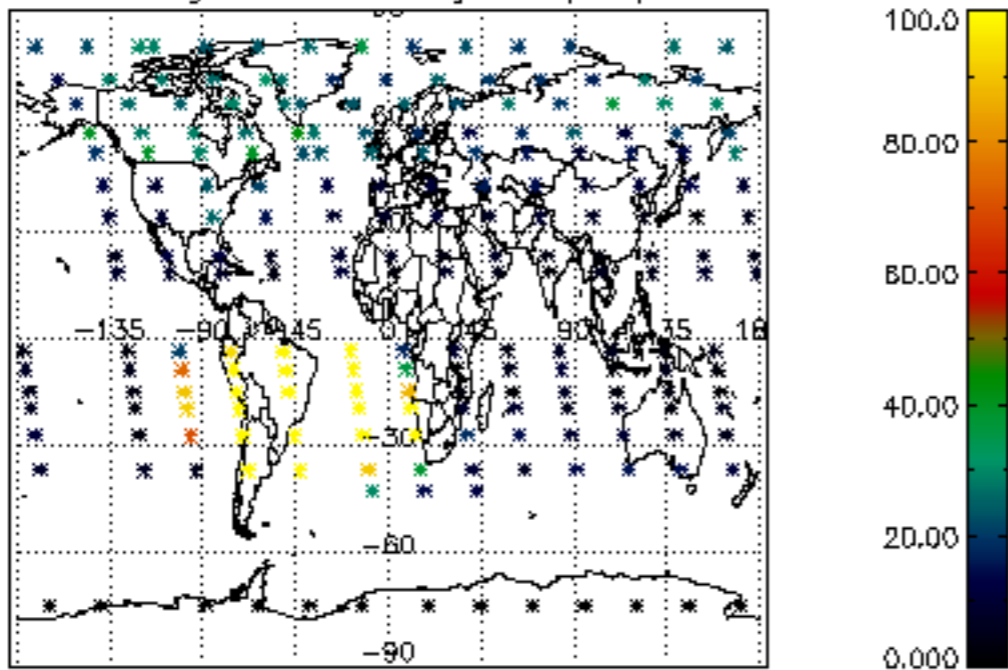




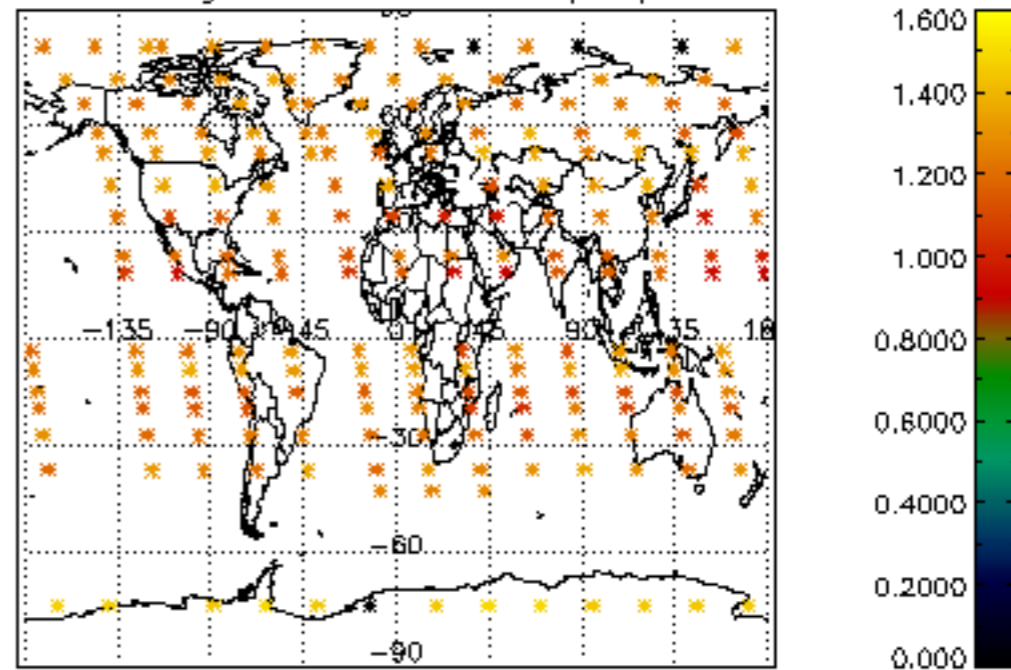




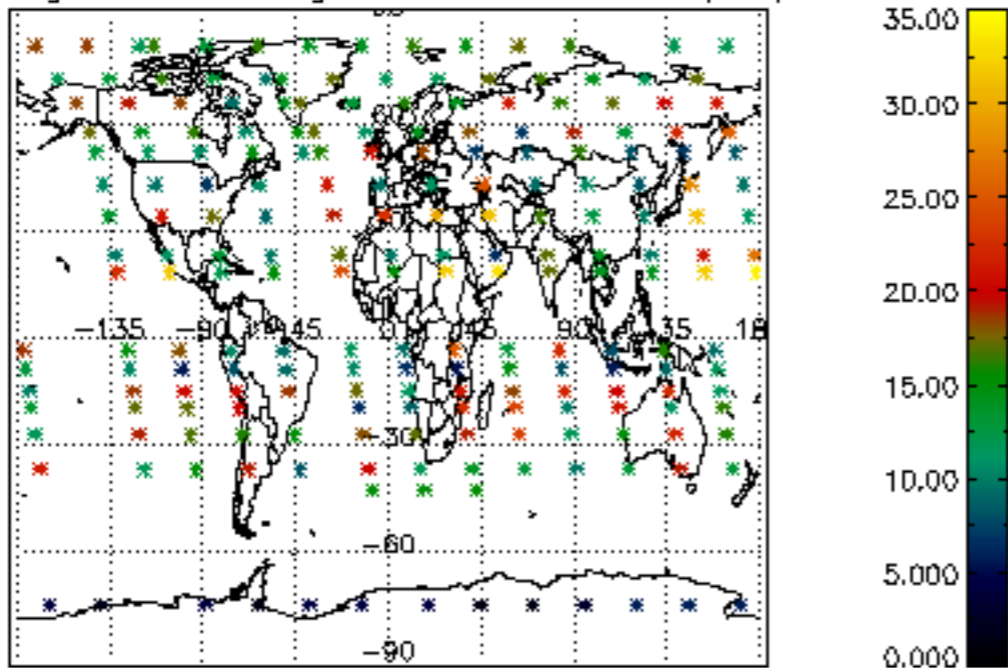
Percentage of cosmic ray hits per profile



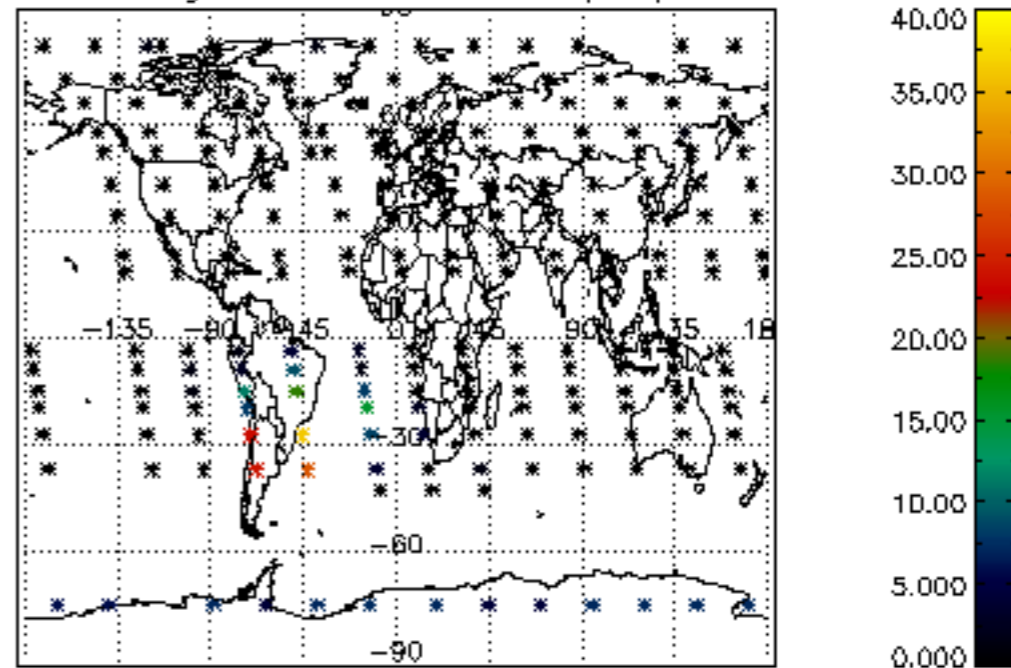
Percentage of datation errors per profile



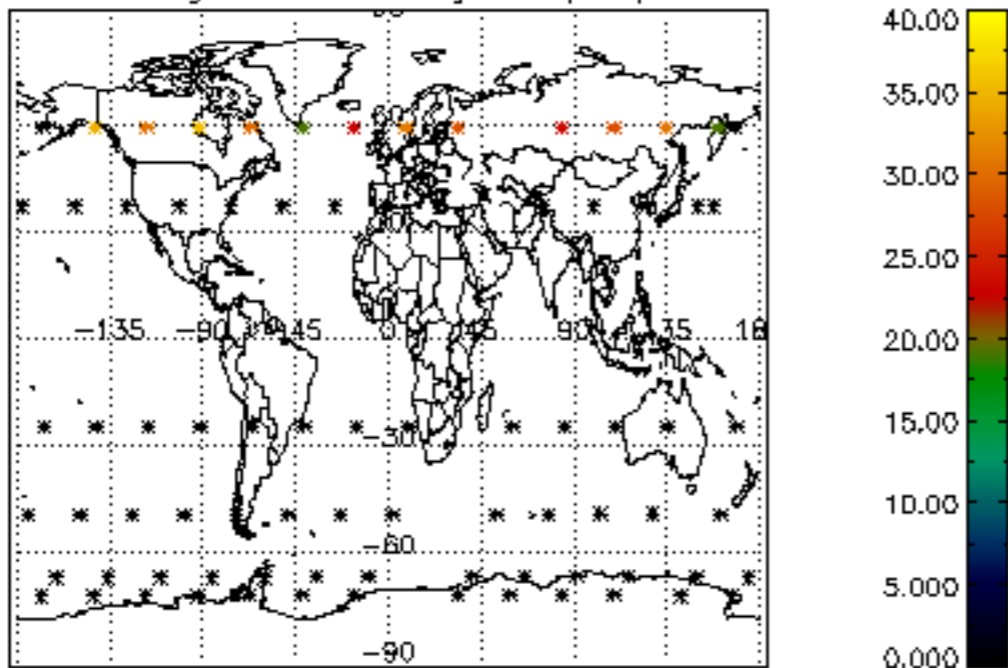
Percentage of star falling outside central band per profile



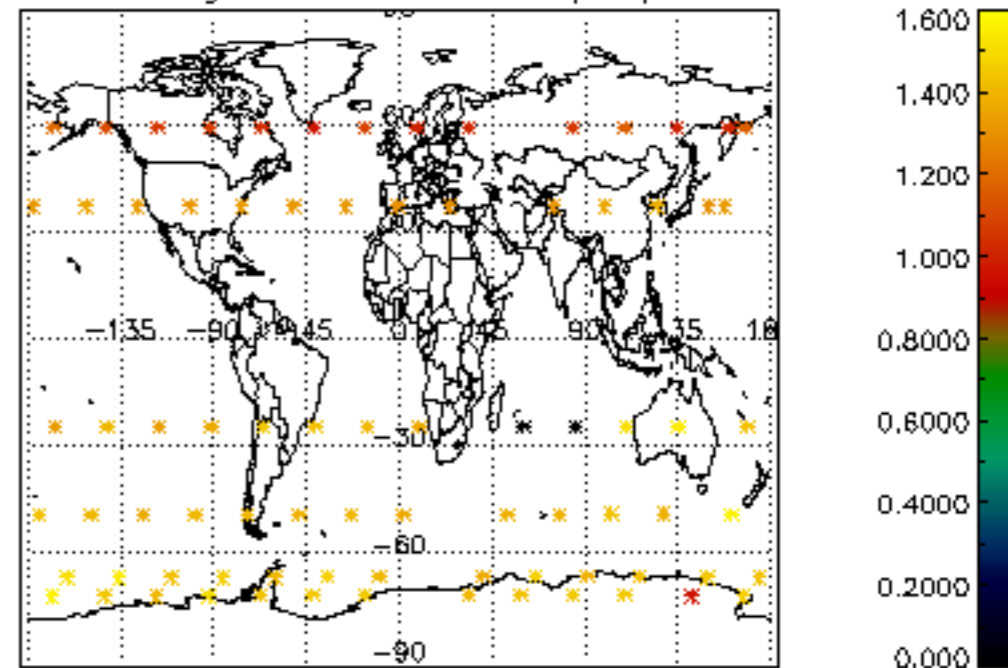
Percentage of saturation errors per profile



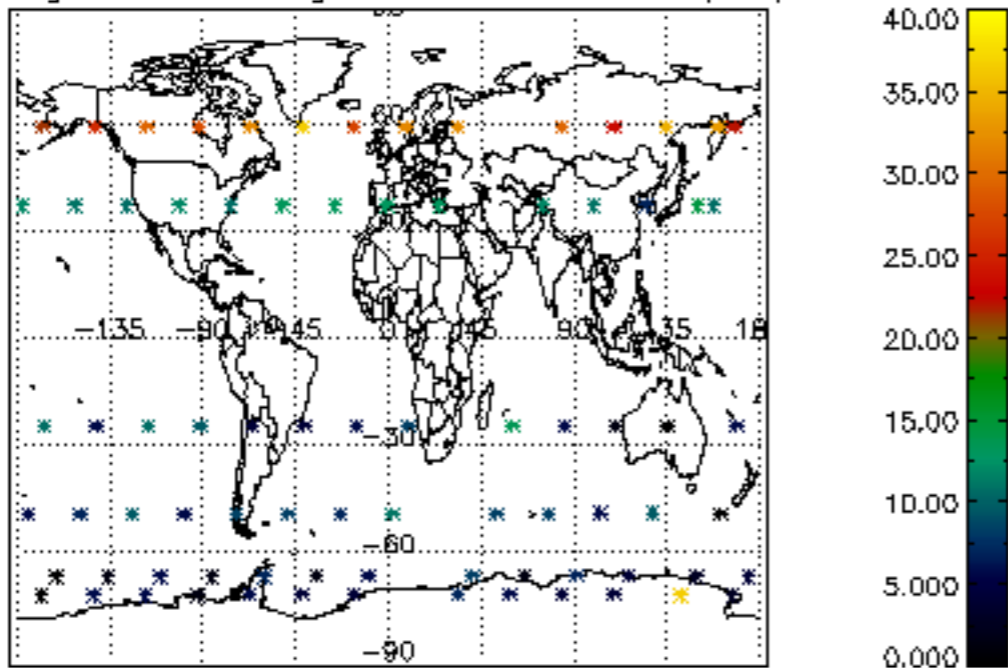
Percentage of cosmic ray hits per profile



Percentage of datation errors per profile



Percentage of star falling outside central band per profile



Percentage of saturation errors per profile

