

GOMOS Level 2 Daily Report

SUMMARY

[1. General Info](#)

[2. Summary of processed GOM_NL_2P products](#)

[3. Level 2 Quality information per product](#)

[3.1 Plot of level 2 quality information per product \(time dependant\)](#)

[3.2 Plot of level 2 quality information per product \(world map\)](#)

[4. Level 1 Quality information per product \(stored on level 2 products\)](#)

[4.1 Plot of level 1 quality information per product \(time dependant\)](#)

[4.1.1 Plot of level 1 quality information per product \(time dependant\): ASCENDING](#)

[4.1.2 Plot of level 1 quality information per product \(time dependant\): DESCENDING](#)

[4.2 Plot of level 1 quality information per product \(world map\)](#)

[4.2.1 Plot of level 1 quality information per product \(world map\): ASCENDING](#)

[4.2.2 Plot of level 1 quality information per product \(world map\): DESCENDING](#)

[5. Ozone profiles based on quality statistics and other trace gas profiles](#)

[5.1 Ozone statistics based on quality of products](#)

[5.2 Plot ozone profiles for all STD \(dark without errors\)](#)

[5.3 Plot ozone profiles where STD < 20% \(dark without errors\)](#)

[5.4. Plot ozone profiles where STD < 10% \(dark without errors\)](#)

[5.5. Plot ozone profiles where STD < 5% \(dark without errors\)](#)

[5.6 Plot NO2 profiles for all STD \(dark without errors\)](#)

[5.7 Plot NO3 profiles for all STD \(dark without errors\)](#)

[5.8 Plot H2O profiles \(only for occultations of stars 1,2,3,4,13,14,16,26,63 dark without errors\) for all STD](#)

[6. Auxiliary Data Files used for the production reported in section 2](#)

This report presents the daily analysis on parameters extracted from GOMOS level 2 data (GOM_NL__2P). It is intended to monitor some important parameters that will impact the quality of these products. A list of level 2 products (and content) that have arrived during the reporting day to the PCF is also given.

Item	Value
Time of report generation	25APR2013 10:25:29
Data source version	GOMOS/6.01
Start time of products	14-02-2008 (14FEB2008 00:00:00)
Stop time of products	15-02-2008 (15FEB2008 00:00:00)
Store outputs in DB	Yes
Nb of level 2 prods	316
Nb of prods with errors	0

2. Summary of processed GOM_NL__2P products.

Nr	Filename	UTC Start time	Limb	Duration	Star Id	Star Name	Star Mag	Star Temp	Nb Meas	Orbit	Prod. error
1	GOM_NL__2PRFIN20080214_000700_000000392066_00030_31146_5563.N1	14-FEB-2008 00:07:00	Twilight	39.000	57	34Sig Sgr	2.0660	26000.	78	31146	No
2	GOM_NL__2PRFIN20080214_000944_000000402066_00030_31146_5564.N1	14-FEB-2008 00:09:44	Dark	39.500	38	20Eps Sgr	1.8360	11000.	79	31146	No
3	GOM_NL__2PRFIN20080214_001147_000000442066_00030_31146_5565.N1	14-FEB-2008 00:11:47	Dark	43.500	25	35Lam Sco	1.6200	28000.	87	31146	No
4	GOM_NL__2PRFIN20080214_001305_000000432066_00030_31146_5566.N1	14-FEB-2008 00:13:05	Dark	42.500	40	The Sco	1.8590	7100.0	85	31146	No
5	GOM_NL__2PRFIN20080214_001452_000000372066_00030_31146_5567.N1	14-FEB-2008 00:14:52	Dark	37.000	147	Alp Ara	2.8770	26000.	74	31146	No
6	GOM_NL__2PRFIN20080214_001620_000000382066_00030_31146_5568.N1	14-FEB-2008 00:16:20	Dark	38.000	141	Bet Ara	2.8400	4600.0	76	31146	No
7	GOM_NL__2PRFIN20080214_002224_000000482066_00031_31147_5618.N1	14-FEB-2008 00:22:24	Dark	47.500	4	Alp1Cen	-0.010000	5800.0	95	31147	No
8	GOM_NL__2PRFIN20080214_002342_000000422066_00031_31147_5619.N1	14-FEB-2008 00:23:42	Dark	42.000	10	Bet Cen	0.61000	28000.	84	31147	No
9	GOM_NL__2PRFIN20080214_002650_000000402066_00031_31147_5620.N1	14-FEB-2008 00:26:50	Dark	39.500	12	Alp1Cru	0.77500	30000.	79	31147	No
10	GOM_NL__2PRFIN20080214_002926_000000442066_00031_31147_5621.N1	14-FEB-2008 00:29:26	Dark	43.500	29	Bet Car	1.6720	10200.	87	31147	No
11	GOM_NL__2PRFIN20080214_003201_000000422066_00031_31147_5622.N1	14-FEB-2008 00:32:01	Dark	42.000	71	lot Car	2.2460	7700.0	84	31147	No
12	GOM_NL__2PRFIN20080214_003340_000000372066_00031_31147_5623.N1	14-FEB-2008 00:33:40	Dark	36.500	46	Del Vel	1.9540	10600.	73	31147	No
13	GOM_NL__2PRFIN20080214_003604_000000392066_00031_31147_5624.N1	14-FEB-2008 00:36:04	Straylight	39.000	34	Gam2Vel	1.7930	23000.	78	31147	No
14	GOM_NL__2PRFIN20080214_003808_000000392066_00031_31147_5625.N1	14-FEB-2008 00:38:08	Straylight	39.000	70	Zet Pup	2.2460	39000.	78	31147	No
15	GOM_NL__2PRFIN20080214_004226_000000392066_00031_31147_5626.N1	14-FEB-2008 00:42:26	Straylight	39.000	132	15Rho Pup	2.8030	6900.0	78	31147	No
16	GOM_NL__2PRFIN20080214_005054_000000502066_00031_31147_5627.N1	14-FEB-2008 00:50:54	Bright	50.000	8	10Alp CMi	0.40000	6500.0	100	31147	No
17	GOM_NL__2PRFIN20080214_005713_000000392066_00031_31147_5628.N1	14-FEB-2008 00:57:13	Bright	38.500	17	78Bet Gem	1.1610	4500.0	77	31147	No
18	GOM_NL__2PRFIN20080214_011437_000000352066_00031_31147_5629.N1	14-FEB-2008 01:14:37	Bright	34.500	49	1Alp UMi	1.9900	6300.0	69	31147	No
19	GOM_NL__2PRFIN20080214_012129_000000362066_00031_31147_5630.N1	14-FEB-2008 01:21:29	Bright	36.000	89	5Alp Cep	2.4510	8000.0	72	31147	No
20	GOM_NL__2PRFIN20080214_012636_000000352066_00031_31147_5631.N1	14-FEB-2008 01:26:36	Bright	35.000	19	50Alp Cyg	1.2460	10500.	70	31147	No
21	GOM_NL__2PRFIN20080214_012813_000000342066_00031_31147_5632.N1	14-FEB-2008 01:28:13	Bright	34.000	66	37Gam Cyg	2.2080	5900.0	68	31147	No
22	GOM_NL__2PRFIN20080214_013625_000000332066_00031_31147_5633.N1	14-FEB-2008 01:36:25	Bright	33.000	168	17Zet Aql	2.9860	11000.	66	31147	No
23	GOM_NL__2PRFIN20080214_014736_000000382066_00031_31147_5634.N1	14-FEB-2008 01:47:36	Twilight	38.000	57	34Sig Sgr	2.0660	26000.	76	31147	No
24	GOM_NL__2PRFIN20080214_015020_000000412066_00031_31147_5635.N1	14-FEB-2008 01:50:20	Dark	41.000	38	20Eps Sgr	1.8360	11000.	82	31147	No
25	GOM_NL__2PRFIN20080214_015223_000000432066_00031_31147_5636.N1	14-FEB-2008 01:52:23	Dark	42.500	25	35Lam Sco	1.6200	28000.	85	31147	No
26	GOM_NL__2PRFIN20080214_015342_000000412066_00031_31147_5637.N1	14-FEB-2008 01:53:42	Dark	40.500	40	The Sco	1.8590	7100.0	81	31147	No
27	GOM_NL__2PRFIN20080214_015528_000000372066_00031_31147_5638.N1	14-FEB-2008 01:55:28	Dark	36.500	147	Alp Ara	2.8770	26000.	73	31147	No
28	GOM_NL__2PRFIN20080214_015656_000000382066_00031_31147_5639.N1	14-FEB-2008 01:56:56	Dark	37.500	141	Bet Ara	2.8400	4600.0	75	31147	No
29	GOM_NL__2PRFIN20080214_020301_000000432066_00032_31148_5624.N1	14-FEB-2008 02:03:01	Dark	43.000	4	Alp1Cen	-0.010000	5800.0	86	31148	No
30	GOM_NL__2PRFIN20080214_020419_000000482066_00032_31148_5625.N1	14-FEB-2008 02:04:19	Dark	48.000	10	Bet Cen	0.61000	28000.	96	31148	No
31	GOM_NL__2PRFIN20080214_020727_000000502066_00032_31148_5626.N1	14-FEB-2008 02:07:27	Dark	49.500	12	Alp1Cru	0.77500	30000.	99	31148	No
32	GOM_NL__2PRFIN20080214_021002_000000362066_00032_31148_5627.N1	14-FEB-2008 02:10:02	Dark	36.000	29	Bet Car	1.6720	10200.	72	31148	No
33	GOM_NL__2PRFIN20080214_021238_000000382066_00032_31148_5628.N1	14-FEB-2008 02:12:38	Dark	38.000	71	lot Car	2.2460	7700.0	76	31148	No
34	GOM_NL__2PRFIN20080214_021416_000000392066_00032_31148_5629.N1	14-FEB-2008 02:14:16	Dark	38.500	46	Del Vel	1.9540	10600.	77	31148	No
35	GOM_NL__2PRFIN20080214_021640_000000412066_00032_31148_5630.N1	14-FEB-2008 02:16:40	Straylight	40.500	34	Gam2Vel	1.7930	23000.	81	31148	No
36	GOM_NL__2PRFIN20080214_021844_000000392066_00032_31148_5631.N1	14-FEB-2008 02:18:44	Straylight	39.000	70	Zet Pup	2.2460	39000.	78	31148	No
37	GOM_NL__2PRFIN20080214_022302_000000402066_00032_31148_5632.N1	14-FEB-2008 02:23:02	Straylight	39.500	132	15Rho Pup	2.8030	6900.0	79	31148	No
38	GOM_NL__2PRFIN20080214_023130_000000522066_00032_31148_5633.N1	14-FEB-2008 02:31:30	Bright	52.000	8	10Alp CMi	0.40000	6500.0	104	31148	No
39	GOM_NL__2PRFIN20080214_023749_000000392066_00032_31148_5634.N1	14-FEB-2008 02:37:49	Bright	38.500	17	78Bet Gem	1.1610	4500.0	77	31148	No
40	GOM_NL__2PRFIN20080214_025513_000000332066_00032_31148_5635.N1	14-FEB-2008 02:55:13	Bright	32.500	49	1Alp UMi	1.9900	6300.0	65	31148	No
41	GOM_NL__2PRFIN20080214_030205_000000362066_00032_31148_5636.N1	14-FEB-2008 03:02:05	Bright	35.500	89	5Alp Cep	2.4510	8000.0	71	31148	No
42	GOM_NL__2PRFIN20080214_030712_000000362066_00032_31148_5637.N1	14-FEB-2008 03:07:12	Bright	36.000	19	50Alp Cyg	1.2460	10500.	72	31148	No

43	GOM_NL__2PRFIN20080214_030849_000000352066_00032_31148_5638.N1	14-FEB-2008 03:08:49	Bright	34.500	66	37Gam Cyg	2.2080	5900.0	69	31148	No
44	GOM_NL__2PRFIN20080214_031701_000000342066_00032_31148_5639.N1	14-FEB-2008 03:17:01	Bright	33.500	168	17Zet Aql	2.9860	11000.	67	31148	No
45	GOM_NL__2PRFIN20080214_032813_000000422066_00032_31148_5640.N1	14-FEB-2008 03:28:13	Twilight	41.500	57	34Sig Sgr	2.0660	26000.	83	31148	No
46	GOM_NL__2PRFIN20080214_033056_000000402066_00032_31148_5641.N1	14-FEB-2008 03:30:56	Dark	40.000	38	20Eps Sgr	1.8360	11000.	80	31148	No
47	GOM_NL__2PRFIN20080214_033300_000000402066_00032_31148_5642.N1	14-FEB-2008 03:33:00	Dark	40.000	25	35Lam Sco	1.6200	28000.	80	31148	No
48	GOM_NL__2PRFIN20080214_033418_000000422066_00032_31148_5643.N1	14-FEB-2008 03:34:18	Dark	42.000	40	The Sco	1.8590	7100.0	84	31148	No
49	GOM_NL__2PRFIN20080214_033605_000000372066_00032_31148_5644.N1	14-FEB-2008 03:36:05	Dark	36.500	147	Alp Ara	2.8770	26000.	73	31148	No
50	GOM_NL__2PRFIN20080214_033733_000000382066_00032_31148_5645.N1	14-FEB-2008 03:37:33	Dark	38.000	141	Bet Ara	2.8400	4600.0	76	31148	No
51	GOM_NL__2PRFIN20080214_034337_000000422066_00033_31149_5633.N1	14-FEB-2008 03:43:37	Dark	42.000	4	Alp1Cen	-0.010000	5800.0	84	31149	No
52	GOM_NL__2PRFIN20080214_034456_000000412066_00033_31149_5634.N1	14-FEB-2008 03:44:56	Dark	41.000	10	Bet Cen	0.61000	28000.	82	31149	No
53	GOM_NL__2PRFIN20080214_034803_000000442066_00033_31149_5635.N1	14-FEB-2008 03:48:03	Dark	44.000	12	Alp1Cru	0.77500	30000.	88	31149	No
54	GOM_NL__2PRFIN20080214_035038_000000412066_00033_31149_5636.N1	14-FEB-2008 03:50:38	Dark	40.500	29	Bet Car	1.6720	10200.	81	31149	No
55	GOM_NL__2PRFIN20080214_035314_000000392066_00033_31149_5637.N1	14-FEB-2008 03:53:14	Dark	38.500	71	lot Car	2.2460	7700.0	77	31149	No
56	GOM_NL__2PRFIN20080214_035452_000000382066_00033_31149_5638.N1	14-FEB-2008 03:54:52	Dark	38.000	46	Del Vel	1.9540	10600.	76	31149	No
57	GOM_NL__2PRFIN20080214_035716_000000402066_00033_31149_5639.N1	14-FEB-2008 03:57:16	Straylight	40.000	34	Gam2Vel	1.7930	23000.	80	31149	No
58	GOM_NL__2PRFIN20080214_035921_000000382066_00033_31149_5640.N1	14-FEB-2008 03:59:21	Straylight	37.500	70	Zet Pup	2.2460	39000.	75	31149	No
59	GOM_NL__2PRFIN20080214_040338_000000402066_00033_31149_5641.N1	14-FEB-2008 04:03:38	Straylight	39.500	132	15Rho Pup	2.8030	6900.0	79	31149	No
60	GOM_NL__2PRFIN20080214_041206_000000522066_00033_31149_5642.N1	14-FEB-2008 04:12:06	Bright	52.000	8	10Alp CMi	0.40000	6500.0	104	31149	No
61	GOM_NL__2PRFIN20080214_041825_000000372066_00033_31149_5643.N1	14-FEB-2008 04:18:25	Bright	37.000	17	78Bet Gem	1.1610	4500.0	74	31149	No
62	GOM_NL__2PRFIN20080214_043549_000000362066_00033_31149_5644.N1	14-FEB-2008 04:35:49	Bright	35.500	49	1Alp UMi	1.9900	6300.0	71	31149	No
63	GOM_NL__2PRFIN20080214_044241_000000362066_00033_31149_5645.N1	14-FEB-2008 04:42:41	Bright	36.000	89	5Alp Cep	2.4510	8000.0	72	31149	No
64	GOM_NL__2PRFIN20080214_044748_000000342066_00033_31149_5646.N1	14-FEB-2008 04:47:48	Bright	33.500	19	50Alp Cyg	1.2460	10500.	67	31149	No
65	GOM_NL__2PRFIN20080214_044925_000000342066_00033_31149_5647.N1	14-FEB-2008 04:49:25	Bright	34.000	66	37Gam Cyg	2.2080	5900.0	68	31149	No
66	GOM_NL__2PRFIN20080214_045737_000000352066_00033_31149_5648.N1	14-FEB-2008 04:57:37	Bright	34.500	168	17Zet Aql	2.9860	11000.	69	31149	No
67	GOM_NL__2PRFIN20080214_050849_000000392066_00033_31149_5649.N1	14-FEB-2008 05:08:49	Twilight	39.000	57	34Sig Sgr	2.0660	26000.	78	31149	No
68	GOM_NL__2PRFIN20080214_051133_000000422066_00033_31149_5650.N1	14-FEB-2008 05:11:33	Dark	41.500	38	20Eps Sgr	1.8360	11000.	83	31149	No
69	GOM_NL__2PRFIN20080214_051336_000000452066_00033_31149_5651.N1	14-FEB-2008 05:13:36	Dark	45.000	25	35Lam Sco	1.6200	28000.	90	31149	No
70	GOM_NL__2PRFIN20080214_051454_000000452066_00033_31149_5652.N1	14-FEB-2008 05:14:54	Dark	44.500	40	The Sco	1.8590	7100.0	89	31149	No
71	GOM_NL__2PRFIN20080214_051641_000000392066_00033_31149_5653.N1	14-FEB-2008 05:16:41	Dark	39.000	147	Alp Ara	2.8770	26000.	78	31149	No
72	GOM_NL__2PRFIN20080214_051809_000000442066_00033_31149_5654.N1	14-FEB-2008 05:18:09	Dark	44.000	141	Bet Ara	2.8400	4600.0	88	31149	No
73	GOM_NL__2PRFIN20080214_052414_000000422066_00034_31150_5644.N1	14-FEB-2008 05:24:14	Dark	41.500	4	Alp1Cen	-0.010000	5800.0	83	31150	No
74	GOM_NL__2PRFIN20080214_052532_000000422066_00034_31150_5645.N1	14-FEB-2008 05:25:32	Dark	42.000	10	Bet Cen	0.61000	28000.	84	31150	No
75	GOM_NL__2PRFIN20080214_052840_000000452066_00034_31150_5646.N1	14-FEB-2008 05:28:40	Dark	44.500	12	Alp1Cru	0.77500	30000.	89	31150	No
76	GOM_NL__2PRFIN20080214_053114_000000372066_00034_31150_5647.N1	14-FEB-2008 05:31:14	Dark	37.000	29	Bet Car	1.6720	10200.	74	31150	No
77	GOM_NL__2PRFIN20080214_053350_000000392066_00034_31150_5648.N1	14-FEB-2008 05:33:50	Dark	39.000	71	lot Car	2.2460	7700.0	78	31150	No
78	GOM_NL__2PRFIN20080214_053529_000000392066_00034_31150_5649.N1	14-FEB-2008 05:35:29	Dark	38.500	46	Del Vel	1.9540	10600.	77	31150	No
79	GOM_NL__2PRFIN20080214_053752_000000402066_00034_31150_5650.N1	14-FEB-2008 05:37:52	Straylight	40.000	34	Gam2Vel	1.7930	23000.	80	31150	No
80	GOM_NL__2PRFIN20080214_053957_000000402066_00034_31150_5651.N1	14-FEB-2008 05:39:57	Straylight	39.500	70	Zet Pup	2.2460	39000.	79	31150	No
81	GOM_NL__2PRFIN20080214_054414_000000392066_00034_31150_5652.N1	14-FEB-2008 05:44:14	Straylight	38.500	132	15Rho Pup	2.8030	6900.0	77	31150	No
82	GOM_NL__2PRFIN20080214_055242_000000442066_00034_31150_5653.N1	14-FEB-2008 05:52:42	Bright	43.500	8	10Alp CMi	0.40000	6500.0	87	31150	No
83	GOM_NL__2PRFIN20080214_055901_000000372066_00034_31150_5654.N1	14-FEB-2008 05:59:01	Bright	37.000	17	78Bet Gem	1.1610	4500.0	74	31150	No
84	GOM_NL__2PRFIN20080214_061625_000000362066_00034_31150_5655.N1	14-FEB-2008 06:16:25	Bright	35.500	49	1Alp UMi	1.9900	6300.0	71	31150	No
85	GOM_NL__2PRFIN20080214_062317_000000352066_00034_31150_5656.N1	14-FEB-2008 06:23:17	Bright	35.000	89	5Alp Cep	2.4510	8000.0	70	31150	No
86	GOM_NL__2PRFIN20080214_062824_000000342066_00034_31150_5657.N1	14-FEB-2008 06:28:24	Bright	34.000	19	50Alp Cyg	1.2460	10500.	68	31150	No
87	GOM_NL__2PRFIN20080214_063002_000000362066_00034_31150_5658.N1	14-FEB-2008 06:30:02	Bright	35.500	66	37Gam Cyg	2.2080	5900.0	71	31150	No
88	GOM_NL__2PRFIN20080214_063813_000000352066_00034_31150_5659.N1	14-FEB-2008 06:38:13	Bright	35.000	168	17Zet Aql	2.9860	11000.	70	31150	No
89	GOM_NL__2PRFIN20080214_064925_000000412066_00034_31150_5660.N1	14-FEB-2008 06:49:25	Twilight	41.000	57	34Sig Sgr	2.0660	26000.	82	31150	No
90	GOM_NL__2PRFIN20080214_065209_000000392066_00034_31150_5661.N1	14-FEB-2008 06:52:09	Dark	39.000	38	20Eps Sgr	1.8360	11000.	78	31150	No
91	GOM_NL__2PRFIN20080214_065413_000000432066_00034_31150_5662.N1	14-FEB-2008 06:54:13	Dark	42.500	25	35Lam Sco	1.6200	28000.	85	31150	No
92	GOM_NL__2PRFIN20080214_065531_000000432066_00034_31150_5663.N1	14-FEB-2008 06:55:31	Dark	43.000	40	The Sco	1.8590	7100.0	86	31150	No
93	GOM_NL__2PRFIN20080214_065718_000000372066_00034_31150_5664.N1	14-FEB-2008 06:57:18	Dark	37.000	147	Alp Ara	2.8770	26000.	74	31150	No
94	GOM_NL__2PRFIN20080214_070450_000000552066_00035_31151_5680.N1	14-FEB-2008 07:04:50	Dark	55.000	4	Alp1Cen	-0.010000	5800.0	110	31151	No
95	GOM_NL__2PRFIN20080214_070609_000000442066_00035_31151_5681.N1	14-FEB-2008 07:06:09	Dark	43.500	10	Bet Cen	0.61000	28000.	87	31151	No
96	GOM_NL__2PRFIN20080214_070916_000000452066_00035_31151_5682.N1	14-FEB-2008 07:09:16	Dark	45.000	12	Alp1Cru	0.77500	30000.	90	31151	No
97	GOM_NL__2PRFIN20080214_071150_000000382066_00035_31151_5683.N1	14-FEB-2008 07:11:50	Dark	37.500	29	Bet Car	1.6720	10200.	75	31151	No
98	GOM_NL__2PRFIN20080214_071426_000000412066_00035_31151_5684.N1	14-FEB-2008 07:14:26	Dark	40.500	71	lot Car	2.2460	7700.0	81	31151	No
99	GOM_NL__2PRFIN20080214_071605_000000402066_00035_31151_5685.N1	14-FEB-2008 07:16:05	Dark	40.000	46	Del Vel	1.9540	10600.	80	31151	No
100	GOM_NL__2PRFIN20080214_071828_000000382066_00035_31151_5686.N1	14-FEB-2008 07:18:28	Straylight	38.000	34	Gam2Vel	1.7930	23000.	76	31151	No
101	GOM_NL__2PRFIN20080214_072033_000000382066_00035_31151_5687.N1	14-FEB-2008 07:20:33	Straylight	37.500	70	Zet Pup	2.2460	39000.	75	31151	No

102	GOM_NL__2PRFIN20080214_072450_000000372066_00035_31151_5688.N1	14-FEB-2008 07:24:50	Straylight	37.000	132	15Rho Pup	2.8030	6900.0	74	31151	No
103	GOM_NL__2PRFIN20080214_073318_000000512066_00035_31151_5689.N1	14-FEB-2008 07:33:18	Bright	50.500	8	10Alp CMi	0.40000	6500.0	101	31151	No
104	GOM_NL__2PRFIN20080214_073937_000000382066_00035_31151_5690.N1	14-FEB-2008 07:39:37	Bright	38.000	17	78Bet Gem	1.1610	4500.0	76	31151	No
105	GOM_NL__2PRFIN20080214_075701_000000362066_00035_31151_5691.N1	14-FEB-2008 07:57:01	Bright	35.500	49	1Alp UMi	1.9900	6300.0	71	31151	No
106	GOM_NL__2PRFIN20080214_080353_000000362066_00035_31151_5692.N1	14-FEB-2008 08:03:53	Bright	35.500	89	5Alp Cep	2.4510	8000.0	71	31151	No
107	GOM_NL__2PRFIN20080214_080901_000000342066_00035_31151_5693.N1	14-FEB-2008 08:09:01	Bright	34.000	19	50Alp Cyg	1.2460	10500.	68	31151	No
108	GOM_NL__2PRFIN20080214_081038_000000342066_00035_31151_5694.N1	14-FEB-2008 08:10:38	Bright	34.000	66	37Gam Cyg	2.2080	5900.0	68	31151	No
109	GOM_NL__2PRFIN20080214_081849_000000342066_00035_31151_5695.N1	14-FEB-2008 08:18:49	Bright	34.000	168	17Zet Aql	2.9860	11000.	68	31151	No
110	GOM_NL__2PRFIN20080214_083001_000000392066_00035_31151_5696.N1	14-FEB-2008 08:30:01	Twilight	39.000	57	34Sig Sgr	2.0660	26000.	78	31151	No
111	GOM_NL__2PRFIN20080214_083245_000000422066_00035_31151_5697.N1	14-FEB-2008 08:32:45	Dark	42.000	38	20Eps Sgr	1.8360	11000.	84	31151	No
112	GOM_NL__2PRFIN20080214_083449_000000412066_00035_31151_5698.N1	14-FEB-2008 08:34:49	Dark	40.500	25	35Lam Sco	1.6200	28000.	81	31151	No
113	GOM_NL__2PRFIN20080214_083607_000000432066_00035_31151_5699.N1	14-FEB-2008 08:36:07	Dark	42.500	40	The Sco	1.8590	7100.0	85	31151	No
114	GOM_NL__2PRFIN20080214_083754_000000392066_00035_31151_5700.N1	14-FEB-2008 08:37:54	Dark	38.500	147	Alp Ara	2.8770	26000.	77	31151	No
115	GOM_NL__2PRFIN20080214_084527_000000552066_00036_31152_5691.N1	14-FEB-2008 08:45:27	Dark	55.000	4	Alp1Cen	-0.010000	5800.0	110	31152	No
116	GOM_NL__2PRFIN20080214_084645_000000422066_00036_31152_5692.N1	14-FEB-2008 08:46:45	Dark	41.500	10	Bet Cen	0.61000	28000.	83	31152	No
117	GOM_NL__2PRFIN20080214_084953_000000492066_00036_31152_5693.N1	14-FEB-2008 08:49:53	Dark	48.500	12	Alp1Cru	0.77500	30000.	97	31152	No
118	GOM_NL__2PRFIN20080214_085227_000000372066_00036_31152_5694.N1	14-FEB-2008 08:52:27	Dark	36.500	29	Bet Car	1.6720	10200.	73	31152	No
119	GOM_NL__2PRFIN20080214_085503_000000382066_00036_31152_5695.N1	14-FEB-2008 08:55:03	Dark	37.500	71	lot Car	2.2460	7700.0	75	31152	No
120	GOM_NL__2PRFIN20080214_085641_000000382066_00036_31152_5696.N1	14-FEB-2008 08:56:41	Dark	38.000	46	Del Vel	1.9540	10600.	76	31152	No
121	GOM_NL__2PRFIN20080214_085905_000000372066_00036_31152_5697.N1	14-FEB-2008 08:59:05	Straylight	37.000	34	Gam2Vel	1.7930	23000.	74	31152	No
122	GOM_NL__2PRFIN20080214_090109_000000372066_00036_31152_5698.N1	14-FEB-2008 09:01:09	Straylight	37.000	70	Zet Pup	2.2460	39000.	74	31152	No
123	GOM_NL__2PRFIN20080214_090527_000000372066_00036_31152_5699.N1	14-FEB-2008 09:05:27	Straylight	36.500	132	15Rho Pup	2.8030	6900.0	73	31152	No
124	GOM_NL__2PRFIN20080214_091354_000000522066_00036_31152_5700.N1	14-FEB-2008 09:13:54	Bright	52.000	8	10Alp CMi	0.40000	6500.0	104	31152	No
125	GOM_NL__2PRFIN20080214_092013_000000402066_00036_31152_5701.N1	14-FEB-2008 09:20:13	Bright	39.500	17	78Bet Gem	1.1610	4500.0	79	31152	No
126	GOM_NL__2PRFIN20080214_093737_000000362066_00036_31152_5702.N1	14-FEB-2008 09:37:37	Bright	35.500	49	1Alp UMi	1.9900	6300.0	71	31152	No
127	GOM_NL__2PRFIN20080214_094430_000000352066_00036_31152_5703.N1	14-FEB-2008 09:44:30	Bright	34.500	89	5Alp Cep	2.4510	8000.0	69	31152	No
128	GOM_NL__2PRFIN20080214_094937_000000352066_00036_31152_5704.N1	14-FEB-2008 09:49:37	Bright	34.500	19	50Alp Cyg	1.2460	10500.	69	31152	No
129	GOM_NL__2PRFIN20080214_095114_000000342066_00036_31152_5705.N1	14-FEB-2008 09:51:14	Bright	34.000	66	37Gam Cyg	2.2080	5900.0	68	31152	No
130	GOM_NL__2PRFIN20080214_095925_000000342066_00036_31152_5706.N1	14-FEB-2008 09:59:25	Bright	34.000	168	17Zet Aql	2.9860	11000.	68	31152	No
131	GOM_NL__2PRFIN20080214_101038_000000392066_00036_31152_5707.N1	14-FEB-2008 10:10:38	Twilight	38.500	57	34Sig Sgr	2.0660	26000.	77	31152	No
132	GOM_NL__2PRFIN20080214_101321_000000402066_00036_31152_5708.N1	14-FEB-2008 10:13:21	Dark	40.000	38	20Eps Sgr	1.8360	11000.	80	31152	No
133	GOM_NL__2PRFIN20080214_101526_000000422066_00036_31152_5709.N1	14-FEB-2008 10:15:26	Dark	42.000	25	35Lam Sco	1.6200	28000.	84	31152	No
134	GOM_NL__2PRFIN20080214_101644_000000412066_00036_31152_5710.N1	14-FEB-2008 10:16:44	Dark	40.500	40	The Sco	1.8590	7100.0	81	31152	No
135	GOM_NL__2PRFIN20080214_101830_000000392066_00036_31152_5711.N1	14-FEB-2008 10:18:30	Dark	39.000	147	Alp Ara	2.8770	26000.	78	31152	No
136	GOM_NL__2PRFIN20080214_101958_000000412066_00036_31152_5712.N1	14-FEB-2008 10:19:58	Dark	41.000	141	Bet Ara	2.8400	4600.0	82	31152	No
137	GOM_NL__2PRFIN20080214_102603_000000572066_00037_31153_5704.N1	14-FEB-2008 10:26:03	Dark	57.000	4	Alp1Cen	-0.010000	5800.0	114	31153	No
138	GOM_NL__2PRFIN20080214_102722_000000412066_00037_31153_5705.N1	14-FEB-2008 10:27:22	Dark	40.500	10	Bet Cen	0.61000	28000.	81	31153	No
139	GOM_NL__2PRFIN20080214_103029_000000502066_00037_31153_5706.N1	14-FEB-2008 10:30:29	Dark	50.000	12	Alp1Cru	0.77500	30000.	100	31153	No
140	GOM_NL__2PRFIN20080214_103303_000000372066_00037_31153_5707.N1	14-FEB-2008 10:33:03	Dark	37.000	29	Bet Car	1.6720	10200.	74	31153	No
141	GOM_NL__2PRFIN20080214_103539_000000382066_00037_31153_5708.N1	14-FEB-2008 10:35:39	Dark	37.500	71	lot Car	2.2460	7700.0	75	31153	No
142	GOM_NL__2PRFIN20080214_103717_000000382066_00037_31153_5709.N1	14-FEB-2008 10:37:17	Dark	37.500	46	Del Vel	1.9540	10600.	75	31153	No
143	GOM_NL__2PRFIN20080214_103941_000000422066_00037_31153_5710.N1	14-FEB-2008 10:39:41	Straylight	41.500	34	Gam2Vel	1.7930	23000.	83	31153	No
144	GOM_NL__2PRFIN20080214_104145_000000362066_00037_31153_5711.N1	14-FEB-2008 10:41:45	Straylight	36.000	70	Zet Pup	2.2460	39000.	72	31153	No
145	GOM_NL__2PRFIN20080214_104603_000000392066_00037_31153_5712.N1	14-FEB-2008 10:46:03	Straylight	38.500	132	15Rho Pup	2.8030	6900.0	77	31153	No
146	GOM_NL__2PRFIN20080214_105430_000000502066_00037_31153_5713.N1	14-FEB-2008 10:54:30	Bright	49.500	8	10Alp CMi	0.40000	6500.0	99	31153	No
147	GOM_NL__2PRFIN20080214_110049_000000392066_00037_31153_5714.N1	14-FEB-2008 11:00:49	Bright	38.500	17	78Bet Gem	1.1610	4500.0	77	31153	No
148	GOM_NL__2PRFIN20080214_111813_000000362066_00037_31153_5715.N1	14-FEB-2008 11:18:13	Bright	35.500	49	1Alp UMi	1.9900	6300.0	71	31153	No
149	GOM_NL__2PRFIN20080214_112506_000000362066_00037_31153_5716.N1	14-FEB-2008 11:25:06	Bright	35.500	89	5Alp Cep	2.4510	8000.0	71	31153	No
150	GOM_NL__2PRFIN20080214_113013_000000332066_00037_31153_5717.N1	14-FEB-2008 11:30:13	Bright	32.500	19	50Alp Cyg	1.2460	10500.	65	31153	No
151	GOM_NL__2PRFIN20080214_113150_000000352066_00037_31153_5718.N1	14-FEB-2008 11:31:50	Bright	34.500	66	37Gam Cyg	2.2080	5900.0	69	31153	No
152	GOM_NL__2PRFIN20080214_114002_000000342066_00037_31153_5719.N1	14-FEB-2008 11:40:02	Bright	34.000	168	17Zet Aql	2.9860	11000.	68	31153	No
153	GOM_NL__2PRFIN20080214_115114_000000372066_00037_31153_5720.N1	14-FEB-2008 11:51:14	Twilight	36.500	57	34Sig Sgr	2.0660	26000.	73	31153	No
154	GOM_NL__2PRFIN20080214_115358_000000422066_00037_31153_5721.N1	14-FEB-2008 11:53:58	Dark	42.000	38	20Eps Sgr	1.8360	11000.	84	31153	No
155	GOM_NL__2PRFIN20080214_115602_000000432066_00037_31153_5722.N1	14-FEB-2008 11:56:02	Dark	42.500	25	35Lam Sco	1.6200	28000.	85	31153	No
156	GOM_NL__2PRFIN20080214_115720_000000432066_00037_31153_5723.N1	14-FEB-2008 11:57:20	Dark	42.500	40	The Sco	1.8590	7100.0	85	31153	No
157	GOM_NL__2PRFIN20080214_115907_000000382066_00037_31153_5724.N1	14-FEB-2008 11:59:07	Dark	38.000	147	Alp Ara	2.8770	26000.	76	31153	No
158	GOM_NL__2PRFIN20080214_120034_000000382066_00037_31153_5725.N1	14-FEB-2008 12:00:34	Dark	37.500	141	Bet Ara	2.8400	4600.0	75	31153	No
159	GOM_NL__2PRFIN20080214_120640_000000572066_00038_31154_5712.N1	14-FEB-2008 12:06:40	Dark	57.000	4	Alp1Cen	-0.010000	5800.0	114	31154	No
160	GOM_NL__2PRFIN20080214_120758_000000482066_00038_31154_5713.N1	14-FEB-2008 12:07:58	Dark	48.000	10	Bet Cen	0.61000	28000.	96	31154	No

161	GOM_NL__2PRFIN20080214_121105_000000412066_00038_31154_5714.N1	14-FEB-2008 12:11:05	Dark	40.500	12	Alp1Cru	0.77500	30000.	81	31154	No
162	GOM_NL__2PRFIN20080214_121339_000000372066_00038_31154_5715.N1	14-FEB-2008 12:13:39	Dark	37.000	29	Bet Car	1.6720	10200.	74	31154	No
163	GOM_NL__2PRFIN20080214_121615_000000372066_00038_31154_5716.N1	14-FEB-2008 12:16:15	Dark	36.500	71	lot Car	2.2460	7700.0	73	31154	No
164	GOM_NL__2PRFIN20080214_121753_000000372066_00038_31154_5717.N1	14-FEB-2008 12:17:53	Dark	36.500	46	Del Vel	1.9540	10600.	73	31154	No
165	GOM_NL__2PRFIN20080214_122017_000000382066_00038_31154_5718.N1	14-FEB-2008 12:20:17	Straylight	38.000	34	Gam2Vel	1.7930	23000.	76	31154	No
166	GOM_NL__2PRFIN20080214_122221_000000382066_00038_31154_5719.N1	14-FEB-2008 12:22:21	Straylight	37.500	70	Zet Pup	2.2460	39000.	75	31154	No
167	GOM_NL__2PRFIN20080214_122639_000000392066_00038_31154_5720.N1	14-FEB-2008 12:26:39	Straylight	38.500	132	15Rho Pup	2.8030	6900.0	77	31154	No
168	GOM_NL__2PRFIN20080214_123507_000000522066_00038_31154_5721.N1	14-FEB-2008 12:35:07	Bright	52.000	8	10Alp CMi	0.40000	6500.0	104	31154	No
169	GOM_NL__2PRFIN20080214_124125_000000392066_00038_31154_5722.N1	14-FEB-2008 12:41:25	Bright	39.000	17	78Bet Gem	1.1610	4500.0	78	31154	No
170	GOM_NL__2PRFIN20080214_125848_000000372066_00038_31154_5723.N1	14-FEB-2008 12:58:48	Bright	37.000	49	1Alp UMi	1.9900	6300.0	74	31154	No
171	GOM_NL__2PRFIN20080214_130542_000000342066_00038_31154_5724.N1	14-FEB-2008 13:05:42	Bright	34.000	89	5Alp Cep	2.4510	8000.0	68	31154	No
172	GOM_NL__2PRFIN20080214_131049_000000352066_00038_31154_5725.N1	14-FEB-2008 13:10:49	Bright	34.500	19	50Alp Cyg	1.2460	10500.	69	31154	No
173	GOM_NL__2PRFIN20080214_131226_000000332066_00038_31154_5726.N1	14-FEB-2008 13:12:26	Bright	33.000	66	37Gam Cyg	2.2080	5900.0	66	31154	No
174	GOM_NL__2PRFIN20080214_132038_000000342066_00038_31154_5727.N1	14-FEB-2008 13:20:38	Bright	34.000	168	17Zet Aql	2.9860	11000.	68	31154	No
175	GOM_NL__2PRFIN20080214_133150_000000412066_00038_31154_5728.N1	14-FEB-2008 13:31:50	Twilight	40.500	57	34Sig Sgr	2.0660	26000.	81	31154	No
176	GOM_NL__2PRFIN20080214_133434_000000442066_00038_31154_5729.N1	14-FEB-2008 13:34:34	Dark	43.500	38	20Eps Sgr	1.8360	11000.	87	31154	No
177	GOM_NL__2PRFIN20080214_133638_000000452066_00038_31154_5730.N1	14-FEB-2008 13:36:38	Dark	45.000	25	35Lam Sco	1.6200	28000.	90	31154	No
178	GOM_NL__2PRFIN20080214_133756_000000462066_00038_31154_5731.N1	14-FEB-2008 13:37:56	Dark	45.500	40	The Sco	1.8590	7100.0	91	31154	No
179	GOM_NL__2PRFIN20080214_133943_000000372066_00038_31154_5732.N1	14-FEB-2008 13:39:43	Dark	37.000	147	Alp Ara	2.8770	26000.	74	31154	No
180	GOM_NL__2PRFIN20080214_134111_000000412066_00038_31154_5733.N1	14-FEB-2008 13:41:11	Dark	40.500	141	Bet Ara	2.8400	4600.0	81	31154	No
181	GOM_NL__2PRFIN20080214_134716_000000422066_00039_31155_5722.N1	14-FEB-2008 13:47:16	Dark	42.000	4	Alp1Cen	-0.010000	5800.0	84	31155	No
182	GOM_NL__2PRFIN20080214_134835_000000422066_00039_31155_5723.N1	14-FEB-2008 13:48:35	Dark	41.500	10	Bet Cen	0.61000	28000.	83	31155	No
183	GOM_NL__2PRFIN20080214_135142_000000422066_00039_31155_5724.N1	14-FEB-2008 13:51:42	Dark	41.500	12	Alp1Cru	0.77500	30000.	83	31155	No
184	GOM_NL__2PRFIN20080214_135415_000000372066_00039_31155_5725.N1	14-FEB-2008 13:54:15	Dark	37.000	29	Bet Car	1.6720	10200.	74	31155	No
185	GOM_NL__2PRFIN20080214_135651_000000382066_00039_31155_5726.N1	14-FEB-2008 13:56:51	Dark	37.500	71	lot Car	2.2460	7700.0	75	31155	No
186	GOM_NL__2PRFIN20080214_135829_000000382066_00039_31155_5727.N1	14-FEB-2008 13:58:29	Dark	38.000	46	Del Vel	1.9540	10600.	76	31155	No
187	GOM_NL__2PRFIN20080214_140053_000000412066_00039_31155_5728.N1	14-FEB-2008 14:00:53	Straylight	41.000	34	Gam2Vel	1.7930	23000.	82	31155	No
188	GOM_NL__2PRFIN20080214_140257_000000372066_00039_31155_5729.N1	14-FEB-2008 14:02:57	Straylight	37.000	70	Zet Pup	2.2460	39000.	74	31155	No
189	GOM_NL__2PRFIN20080214_140715_000000392066_00039_31155_5730.N1	14-FEB-2008 14:07:15	Straylight	38.500	132	15Rho Pup	2.8030	6900.0	77	31155	No
190	GOM_NL__2PRFIN20080214_141543_000000482066_00039_31155_5731.N1	14-FEB-2008 14:15:43	Bright	47.500	8	10Alp CMi	0.40000	6500.0	95	31155	No
191	GOM_NL__2PRFIN20080214_142201_000000382066_00039_31155_5732.N1	14-FEB-2008 14:22:01	Bright	37.500	17	78Bet Gem	1.1610	4500.0	75	31155	No
192	GOM_NL__2PRFIN20080214_143925_000000342066_00039_31155_5733.N1	14-FEB-2008 14:39:25	Bright	33.500	49	1Alp UMi	1.9900	6300.0	67	31155	No
193	GOM_NL__2PRFIN20080214_144618_000000362066_00039_31155_5734.N1	14-FEB-2008 14:46:18	Bright	35.500	89	5Alp Cep	2.4510	8000.0	71	31155	No
194	GOM_NL__2PRFIN20080214_145125_000000362066_00039_31155_5735.N1	14-FEB-2008 14:51:25	Bright	35.500	19	50Alp Cyg	1.2460	10500.	71	31155	No
195	GOM_NL__2PRFIN20080214_145302_000000342066_00039_31155_5736.N1	14-FEB-2008 14:53:02	Bright	33.500	66	37Gam Cyg	2.2080	5900.0	67	31155	No
196	GOM_NL__2PRFIN20080214_150114_000000342066_00039_31155_5737.N1	14-FEB-2008 15:01:14	Bright	34.000	168	17Zet Aql	2.9860	11000.	68	31155	No
197	GOM_NL__2PRFIN20080214_151226_000000382066_00039_31155_5738.N1	14-FEB-2008 15:12:26	Twilight	37.500	57	34Sig Sgr	2.0660	26000.	75	31155	No
198	GOM_NL__2PRFIN20080214_151510_000000402066_00039_31155_5739.N1	14-FEB-2008 15:15:10	Dark	39.500	38	20Eps Sgr	1.8360	11000.	79	31155	No
199	GOM_NL__2PRFIN20080214_151715_000000412066_00039_31155_5740.N1	14-FEB-2008 15:17:15	Dark	41.000	25	35Lam Sco	1.6200	28000.	82	31155	No
200	GOM_NL__2PRFIN20080214_151833_000000462066_00039_31155_5741.N1	14-FEB-2008 15:18:33	Dark	46.000	40	The Sco	1.8590	7100.0	92	31155	No
201	GOM_NL__2PRFIN20080214_152019_000000372066_00039_31155_5742.N1	14-FEB-2008 15:20:19	Dark	37.000	147	Alp Ara	2.8770	26000.	74	31155	No
202	GOM_NL__2PRFIN20080214_152147_000000382066_00039_31155_5743.N1	14-FEB-2008 15:21:47	Dark	38.000	141	Bet Ara	2.8400	4600.0	76	31155	No
203	GOM_NL__2PRFIN20080214_152753_000000432066_00040_31156_5729.N1	14-FEB-2008 15:27:53	Dark	42.500	4	Alp1Cen	-0.010000	5800.0	85	31156	No
204	GOM_NL__2PRFIN20080214_152911_000000422066_00040_31156_5730.N1	14-FEB-2008 15:29:11	Dark	42.000	10	Bet Cen	0.61000	28000.	84	31156	No
205	GOM_NL__2PRFIN20080214_153218_000000402066_00040_31156_5731.N1	14-FEB-2008 15:32:18	Dark	39.500	12	Alp1Cru	0.77500	30000.	79	31156	No
206	GOM_NL__2PRFIN20080214_153451_000000382066_00040_31156_5732.N1	14-FEB-2008 15:34:51	Dark	37.500	29	Bet Car	1.6720	10200.	75	31156	No
207	GOM_NL__2PRFIN20080214_153727_000000372066_00040_31156_5733.N1	14-FEB-2008 15:37:27	Dark	36.500	71	lot Car	2.2460	7700.0	73	31156	No
208	GOM_NL__2PRFIN20080214_153905_000000402066_00040_31156_5734.N1	14-FEB-2008 15:39:05	Dark	39.500	46	Del Vel	1.9540	10600.	79	31156	No
209	GOM_NL__2PRFIN20080214_154129_000000412066_00040_31156_5735.N1	14-FEB-2008 15:41:29	Straylight	40.500	34	Gam2Vel	1.7930	23000.	81	31156	No
210	GOM_NL__2PRFIN20080214_154333_000000392066_00040_31156_5736.N1	14-FEB-2008 15:43:33	Straylight	38.500	70	Zet Pup	2.2460	39000.	77	31156	No
211	GOM_NL__2PRFIN20080214_154751_000000402066_00040_31156_5737.N1	14-FEB-2008 15:47:51	Straylight	40.000	132	15Rho Pup	2.8030	6900.0	80	31156	No
212	GOM_NL__2PRFIN20080214_155619_000000522066_00040_31156_5738.N1	14-FEB-2008 15:56:19	Bright	51.500	8	10Alp CMi	0.40000	6500.0	103	31156	No
213	GOM_NL__2PRFIN20080214_160237_000000382066_00040_31156_5739.N1	14-FEB-2008 16:02:37	Bright	38.000	17	78Bet Gem	1.1610	4500.0	76	31156	No
214	GOM_NL__2PRFIN20080214_162000_000000372066_00040_31156_5740.N1	14-FEB-2008 16:20:00	Bright	36.500	49	1Alp UMi	1.9900	6300.0	73	31156	No
215	GOM_NL__2PRFIN20080214_162654_000000362066_00040_31156_5741.N1	14-FEB-2008 16:26:54	Bright	36.000	89	5Alp Cep	2.4510	8000.0	72	31156	No
216	GOM_NL__2PRFIN20080214_163201_000000342066_00040_31156_5742.N1	14-FEB-2008 16:32:01	Bright	33.500	19	50Alp Cyg	1.2460	10500.	67	31156	No
217	GOM_NL__2PRFIN20080214_163338_000000342066_00040_31156_5743.N1	14-FEB-2008 16:33:38	Bright	34.000	66	37Gam Cyg	2.2080	5900.0	68	31156	No
218	GOM_NL__2PRFIN20080214_164150_000000342066_00040_31156_5744.N1	14-FEB-2008 16:41:50	Bright	34.000	168	17Zet Aql	2.9860	11000.	68	31156	No
219	GOM_NL__2PRFIN20080214_165302_000000392066_00040_31156_5745.N1	14-FEB-2008 16:53:02	Twilight	38.500	57	34Sig Sgr	2.0660	26000.	77	31156	No

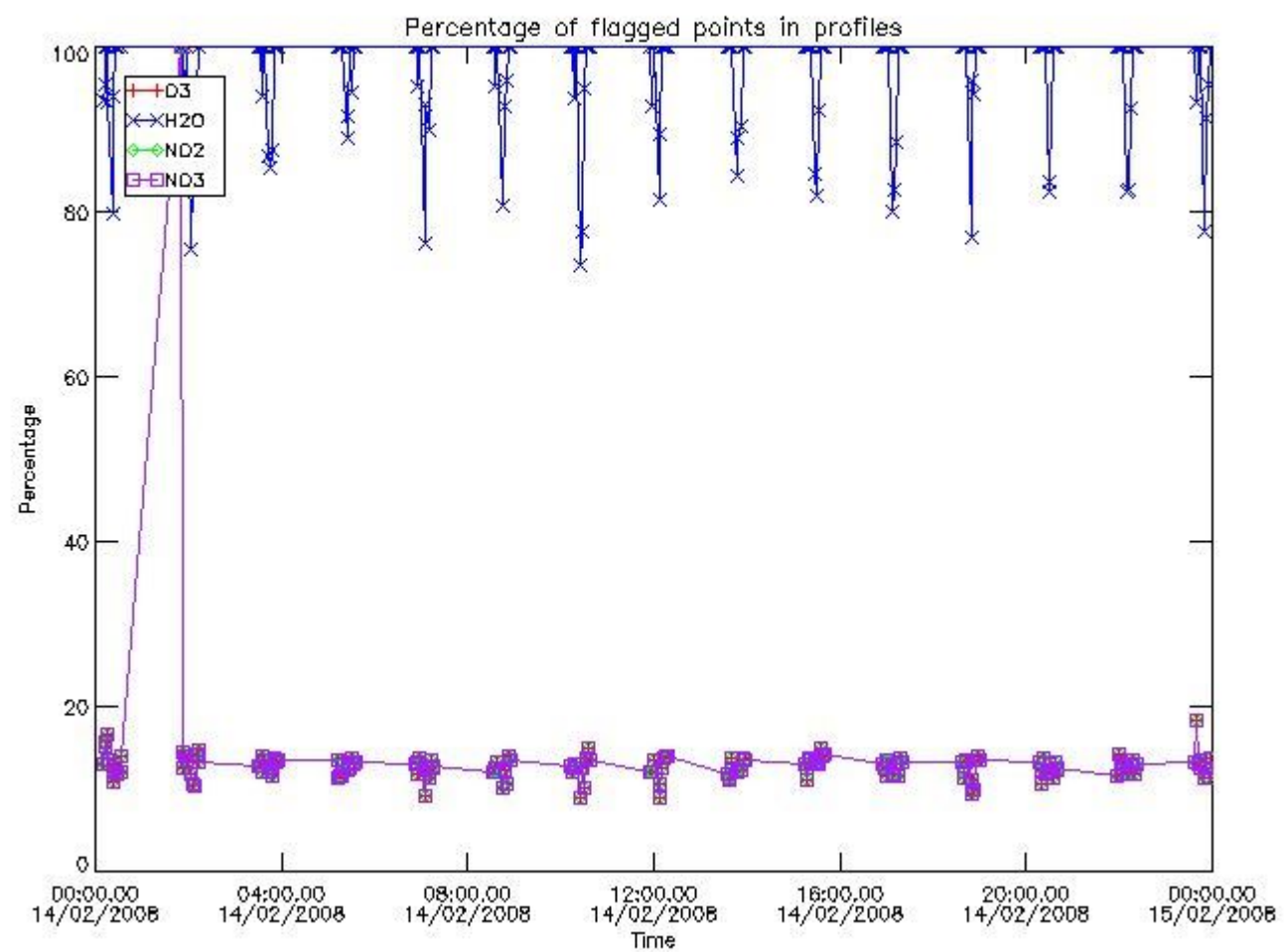
220	GOM_NL__2PRFIN20080214_165547_000000392066_00040_31156_5746.N1	14-FEB-2008 16:55:47	Dark	39.000	38	20Eps Sgr	1.8360	11000.	78	31156	No
221	GOM_NL__2PRFIN20080214_165751_000000412066_00040_31156_5747.N1	14-FEB-2008 16:57:51	Dark	41.000	25	35Lam Sco	1.6200	28000.	82	31156	No
222	GOM_NL__2PRFIN20080214_165909_000000442066_00040_31156_5748.N1	14-FEB-2008 16:59:09	Dark	44.000	40	The Sco	1.8590	7100.0	88	31156	No
223	GOM_NL__2PRFIN20080214_170056_000000382066_00040_31156_5749.N1	14-FEB-2008 17:00:56	Dark	37.500	147	Alp Ara	2.8770	26000.	75	31156	No
224	GOM_NL__2PRFIN20080214_170223_000000382066_00040_31156_5750.N1	14-FEB-2008 17:02:23	Dark	37.500	141	Bet Ara	2.8400	4600.0	75	31156	No
225	GOM_NL__2PRFIN20080214_170830_000000432066_00041_31157_5767.N1	14-FEB-2008 17:08:30	Dark	43.000	4	Alp1Cen	-0.010000	5800.0	86	31157	No
226	GOM_NL__2PRFIN20080214_170948_000000442066_00041_31157_5768.N1	14-FEB-2008 17:09:48	Dark	43.500	10	Bet Cen	0.61000	28000.	87	31157	No
227	GOM_NL__2PRFIN20080214_171255_000000402066_00041_31157_5769.N1	14-FEB-2008 17:12:55	Dark	39.500	12	Alp1Cru	0.77500	30000.	79	31157	No
228	GOM_NL__2PRFIN20080214_171527_000000452066_00041_31157_5770.N1	14-FEB-2008 17:15:27	Dark	44.500	29	Bet Car	1.6720	10200.	89	31157	No
229	GOM_NL__2PRFIN20080214_171803_000000372066_00041_31157_5771.N1	14-FEB-2008 17:18:03	Dark	37.000	71	lot Car	2.2460	7700.0	74	31157	No
230	GOM_NL__2PRFIN20080214_171941_000000392066_00041_31157_5772.N1	14-FEB-2008 17:19:41	Dark	38.500	46	Del Vel	1.9540	10600.	77	31157	No
231	GOM_NL__2PRFIN20080214_172205_000000392066_00041_31157_5773.N1	14-FEB-2008 17:22:05	Straylight	39.000	34	Gam2Vel	1.7930	23000.	78	31157	No
232	GOM_NL__2PRFIN20080214_172410_000000392066_00041_31157_5774.N1	14-FEB-2008 17:24:10	Straylight	38.500	70	Zet Pup	2.2460	39000.	77	31157	No
233	GOM_NL__2PRFIN20080214_172827_000000422066_00041_31157_5775.N1	14-FEB-2008 17:28:27	Straylight	42.000	132	15Rho Pup	2.8030	6900.0	84	31157	No
234	GOM_NL__2PRFIN20080214_173655_000000522066_00041_31157_5776.N1	14-FEB-2008 17:36:55	Bright	51.500	8	10Alp CMi	0.40000	6500.0	103	31157	No
235	GOM_NL__2PRFIN20080214_174313_000000382066_00041_31157_5777.N1	14-FEB-2008 17:43:13	Bright	38.000	17	78Bet Gem	1.1610	4500.0	76	31157	No
236	GOM_NL__2PRFIN20080214_180036_000000362066_00041_31157_5778.N1	14-FEB-2008 18:00:36	Bright	35.500	49	1Alp UMi	1.9900	6300.0	71	31157	No
237	GOM_NL__2PRFIN20080214_180730_000000362066_00041_31157_5779.N1	14-FEB-2008 18:07:30	Bright	36.000	89	5Alp Cep	2.4510	8000.0	72	31157	No
238	GOM_NL__2PRFIN20080214_181237_000000342066_00041_31157_5780.N1	14-FEB-2008 18:12:37	Bright	33.500	19	50Alp Cyg	1.2460	10500.	67	31157	No
239	GOM_NL__2PRFIN20080214_181415_000000352066_00041_31157_5781.N1	14-FEB-2008 18:14:15	Bright	34.500	66	37Gam Cyg	2.2080	5900.0	69	31157	No
240	GOM_NL__2PRFIN20080214_182226_000000342066_00041_31157_5782.N1	14-FEB-2008 18:22:26	Bright	34.000	168	17Zet Aql	2.9860	11000.	68	31157	No
241	GOM_NL__2PRFIN20080214_183338_000000412066_00041_31157_5783.N1	14-FEB-2008 18:33:38	Twilight	40.500	57	34Sig Sgr	2.0660	26000.	81	31157	No
242	GOM_NL__2PRFIN20080214_183623_000000392066_00041_31157_5784.N1	14-FEB-2008 18:36:23	Dark	38.500	38	20Eps Sgr	1.8360	11000.	77	31157	No
243	GOM_NL__2PRFIN20080214_183828_000000432066_00041_31157_5785.N1	14-FEB-2008 18:38:28	Dark	42.500	25	35Lam Sco	1.6200	28000.	85	31157	No
244	GOM_NL__2PRFIN20080214_183946_000000452066_00041_31157_5786.N1	14-FEB-2008 18:39:46	Dark	45.000	40	The Sco	1.8590	7100.0	90	31157	No
245	GOM_NL__2PRFIN20080214_184132_000000382066_00041_31157_5787.N1	14-FEB-2008 18:41:32	Dark	37.500	147	Alp Ara	2.8770	26000.	75	31157	No
246	GOM_NL__2PRFIN20080214_184300_000000392066_00041_31157_5788.N1	14-FEB-2008 18:43:00	Dark	38.500	141	Bet Ara	2.8400	4600.0	77	31157	No
247	GOM_NL__2PRFIN20080214_184906_000000552066_00042_31158_5780.N1	14-FEB-2008 18:49:06	Dark	54.500	4	Alp1Cen	-0.010000	5800.0	109	31158	No
248	GOM_NL__2PRFIN20080214_185025_000000512066_00042_31158_5781.N1	14-FEB-2008 18:50:25	Dark	50.500	10	Bet Cen	0.61000	28000.	101	31158	No
249	GOM_NL__2PRFIN20080214_185331_000000522066_00042_31158_5782.N1	14-FEB-2008 18:53:31	Dark	51.500	12	Alp1Cru	0.77500	30000.	103	31158	No
250	GOM_NL__2PRFIN20080214_185603_000000382066_00042_31158_5783.N1	14-FEB-2008 18:56:03	Dark	37.500	29	Bet Car	1.6720	10200.	75	31158	No
251	GOM_NL__2PRFIN20080214_185840_000000372066_00042_31158_5784.N1	14-FEB-2008 18:58:40	Dark	36.500	71	lot Car	2.2460	7700.0	73	31158	No
252	GOM_NL__2PRFIN20080214_190018_000000372066_00042_31158_5785.N1	14-FEB-2008 19:00:18	Dark	37.000	46	Del Vel	1.9540	10600.	74	31158	No
253	GOM_NL__2PRFIN20080214_190241_000000412066_00042_31158_5786.N1	14-FEB-2008 19:02:41	Straylight	40.500	34	Gam2Vel	1.7930	23000.	81	31158	No
254	GOM_NL__2PRFIN20080214_190446_000000422066_00042_31158_5787.N1	14-FEB-2008 19:04:46	Straylight	41.500	70	Zet Pup	2.2460	39000.	83	31158	No
255	GOM_NL__2PRFIN20080214_190903_000000392066_00042_31158_5788.N1	14-FEB-2008 19:09:03	Straylight	39.000	132	15Rho Pup	2.8030	6900.0	78	31158	No
256	GOM_NL__2PRFIN20080214_191731_000000492066_00042_31158_5789.N1	14-FEB-2008 19:17:31	Bright	49.000	8	10Alp CMi	0.40000	6500.0	98	31158	No
257	GOM_NL__2PRFIN20080214_192349_000000382066_00042_31158_5790.N1	14-FEB-2008 19:23:49	Bright	38.000	17	78Bet Gem	1.1610	4500.0	76	31158	No
258	GOM_NL__2PRFIN20080214_194113_000000362066_00042_31158_5791.N1	14-FEB-2008 19:41:13	Bright	36.000	49	1Alp UMi	1.9900	6300.0	72	31158	No
259	GOM_NL__2PRFIN20080214_194807_000000362066_00042_31158_5792.N1	14-FEB-2008 19:48:07	Bright	36.000	89	5Alp Cep	2.4510	8000.0	72	31158	No
260	GOM_NL__2PRFIN20080214_195313_000000352066_00042_31158_5793.N1	14-FEB-2008 19:53:13	Bright	34.500	19	50Alp Cyg	1.2460	10500.	69	31158	No
261	GOM_NL__2PRFIN20080214_195451_000000342066_00042_31158_5794.N1	14-FEB-2008 19:54:51	Bright	33.500	66	37Gam Cyg	2.2080	5900.0	67	31158	No
262	GOM_NL__2PRFIN20080214_200302_000000342066_00042_31158_5795.N1	14-FEB-2008 20:03:02	Bright	34.000	168	17Zet Aql	2.9860	11000.	68	31158	No
263	GOM_NL__2PRFIN20080214_201415_000000392066_00042_31158_5796.N1	14-FEB-2008 20:14:15	Twilight	39.000	57	34Sig Sgr	2.0660	26000.	78	31158	No
264	GOM_NL__2PRFIN20080214_201659_000000392066_00042_31158_5797.N1	14-FEB-2008 20:16:59	Dark	38.500	38	20Eps Sgr	1.8360	11000.	77	31158	No
265	GOM_NL__2PRFIN20080214_201905_000000422066_00042_31158_5798.N1	14-FEB-2008 20:19:05	Dark	41.500	25	35Lam Sco	1.6200	28000.	83	31158	No
266	GOM_NL__2PRFIN20080214_202022_000000492066_00042_31158_5799.N1	14-FEB-2008 20:20:22	Dark	48.500	40	The Sco	1.8590	7100.0	97	31158	No
267	GOM_NL__2PRFIN20080214_202209_000000372066_00042_31158_5800.N1	14-FEB-2008 20:22:09	Dark	37.000	147	Alp Ara	2.8770	26000.	74	31158	No
268	GOM_NL__2PRFIN20080214_202336_000000432066_00042_31158_5801.N1	14-FEB-2008 20:23:36	Dark	43.000	141	Bet Ara	2.8400	4600.0	86	31158	No
269	GOM_NL__2PRFIN20080214_202943_000000432066_00043_31159_5795.N1	14-FEB-2008 20:29:43	Dark	43.000	4	Alp1Cen	-0.010000	5800.0	86	31159	No
270	GOM_NL__2PRFIN20080214_203101_000000472066_00043_31159_5796.N1	14-FEB-2008 20:31:01	Dark	46.500	10	Bet Cen	0.61000	28000.	93	31159	No
271	GOM_NL__2PRFIN20080214_203408_000000452066_00043_31159_5797.N1	14-FEB-2008 20:34:08	Dark	45.000	12	Alp1Cru	0.77500	30000.	90	31159	No
272	GOM_NL__2PRFIN20080214_203639_000000392066_00043_31159_5798.N1	14-FEB-2008 20:36:39	Dark	38.500	29	Bet Car	1.6720	10200.	77	31159	No
273	GOM_NL__2PRFIN20080214_203916_000000422066_00043_31159_5799.N1	14-FEB-2008 20:39:16	Dark	41.500	71	lot Car	2.2460	7700.0	83	31159	No
274	GOM_NL__2PRFIN20080214_204054_000000412066_00043_31159_5800.N1	14-FEB-2008 20:40:54	Dark	41.000	46	Del Vel	1.9540	10600.	82	31159	No
275	GOM_NL__2PRFIN20080214_204317_000000412066_00043_31159_5801.N1	14-FEB-2008 20:43:17	Straylight	41.000	34	Gam2Vel	1.7930	23000.	82	31159	No
276	GOM_NL__2PRFIN20080214_204522_000000392066_00043_31159_5802.N1	14-FEB-2008 20:45:22	Straylight	39.000	70	Zet Pup	2.2460	39000.	78	31159	No
277	GOM_NL__2PRFIN20080214_204939_000000382066_00043_31159_5803.N1	14-FEB-2008 20:49:39	Straylight	38.000	132	15Rho Pup	2.8030	6900.0	76	31159	No
278	GOM_NL__2PRFIN20080214_205807_000000522066_00043_31159_5804.N1	14-FEB-2008 20:58:07	Bright	51.500	8	10Alp CMi	0.40000	6500.0	103	31159	No

279	GOM_NL__2PRFIN20080214_210425_000000382066_00043_31159_5805.N1	14-FEB-2008 21:04:25	Bright	38.000	17	78Bet Gem	1.1610	4500.0	76	31159	No
280	GOM_NL__2PRFIN20080214_212148_000000342066_00043_31159_5806.N1	14-FEB-2008 21:21:48	Bright	34.000	49	1Alp UMi	1.9900	6300.0	68	31159	No
281	GOM_NL__2PRFIN20080214_212843_000000362066_00043_31159_5807.N1	14-FEB-2008 21:28:43	Bright	35.500	89	5Alp Cep	2.4510	8000.0	71	31159	No
282	GOM_NL__2PRFIN20080214_213350_000000372066_00043_31159_5808.N1	14-FEB-2008 21:33:50	Bright	36.500	19	50Alp Cyg	1.2460	10500.	73	31159	No
283	GOM_NL__2PRFIN20080214_213527_000000342066_00043_31159_5809.N1	14-FEB-2008 21:35:27	Bright	34.000	66	37Gam Cyg	2.2080	5900.0	68	31159	No
284	GOM_NL__2PRFIN20080214_214338_000000352066_00043_31159_5810.N1	14-FEB-2008 21:43:38	Bright	35.000	168	17Zet Aql	2.9860	11000.	70	31159	No
285	GOM_NL__2PRFIN20080214_215451_000000402066_00043_31159_5811.N1	14-FEB-2008 21:54:51	Twilight	39.500	57	34Sig Sgr	2.0660	26000.	79	31159	No
286	GOM_NL__2PRFIN20080214_215735_000000442066_00043_31159_5812.N1	14-FEB-2008 21:57:35	Dark	44.000	38	20Eps Sgr	1.8360	11000.	88	31159	No
287	GOM_NL__2PRFIN20080214_215941_000000402066_00043_31159_5813.N1	14-FEB-2008 21:59:41	Dark	39.500	25	35Lam Sco	1.6200	28000.	79	31159	No
288	GOM_NL__2PRFIN20080214_220059_000000432066_00043_31159_5814.N1	14-FEB-2008 22:00:59	Dark	43.000	40	The Sco	1.8590	7100.0	86	31159	No
289	GOM_NL__2PRFIN20080214_220245_000000392066_00043_31159_5815.N1	14-FEB-2008 22:02:45	Dark	38.500	147	Alp Ara	2.8770	26000.	77	31159	No
290	GOM_NL__2PRFIN20080214_220413_000000392066_00043_31159_5816.N1	14-FEB-2008 22:04:13	Dark	39.000	141	Bet Ara	2.8400	4600.0	78	31159	No
291	GOM_NL__2PRFIN20080214_221019_000000432066_00044_31160_5810.N1	14-FEB-2008 22:10:19	Dark	43.000	4	Alp1Cen	-0.010000	5800.0	86	31160	No
292	GOM_NL__2PRFIN20080214_221138_000000442066_00044_31160_5811.N1	14-FEB-2008 22:11:38	Dark	43.500	10	Bet Cen	0.61000	28000.	87	31160	No
293	GOM_NL__2PRFIN20080214_221444_000000402066_00044_31160_5812.N1	14-FEB-2008 22:14:44	Dark	40.000	12	Alp1Cru	0.77500	30000.	80	31160	No
294	GOM_NL__2PRFIN20080214_221715_000000382066_00044_31160_5813.N1	14-FEB-2008 22:17:15	Dark	38.000	29	Bet Car	1.6720	10200.	76	31160	No
295	GOM_NL__2PRFIN20080214_221952_000000432066_00044_31160_5814.N1	14-FEB-2008 22:19:52	Dark	43.000	71	lot Car	2.2460	7700.0	86	31160	No
296	GOM_NL__2PRFIN20080214_222130_000000402066_00044_31160_5815.N1	14-FEB-2008 22:21:30	Dark	39.500	46	Del Vel	1.9540	10600.	79	31160	No
297	GOM_NL__2PRFIN20080214_222353_000000412066_00044_31160_5816.N1	14-FEB-2008 22:23:53	Straylight	41.000	34	Gam2Vel	1.7930	23000.	82	31160	No
298	GOM_NL__2PRFIN20080214_222558_000000372066_00044_31160_5817.N1	14-FEB-2008 22:25:58	Straylight	37.000	70	Zet Pup	2.2460	39000.	74	31160	No
299	GOM_NL__2PRFIN20080214_223015_000000392066_00044_31160_5818.N1	14-FEB-2008 22:30:15	Straylight	39.000	132	15Rho Pup	2.8030	6900.0	78	31160	No
300	GOM_NL__2PRFIN20080214_223843_000000522066_00044_31160_5819.N1	14-FEB-2008 22:38:43	Bright	52.000	8	10Alp CMi	0.40000	6500.0	104	31160	No
301	GOM_NL__2PRFIN20080214_224501_000000382066_00044_31160_5820.N1	14-FEB-2008 22:45:01	Bright	38.000	17	78Bet Gem	1.1610	4500.0	76	31160	No
302	GOM_NL__2PRFIN20080214_230224_000000362066_00044_31160_5821.N1	14-FEB-2008 23:02:24	Bright	35.500	49	1Alp UMi	1.9900	6300.0	71	31160	No
303	GOM_NL__2PRFIN20080214_230919_000000342066_00044_31160_5822.N1	14-FEB-2008 23:09:19	Bright	33.500	89	5Alp Cep	2.4510	8000.0	67	31160	No
304	GOM_NL__2PRFIN20080214_231426_000000362066_00044_31160_5823.N1	14-FEB-2008 23:14:26	Bright	36.000	19	50Alp Cyg	1.2460	10500.	72	31160	No
305	GOM_NL__2PRFIN20080214_231603_000000352066_00044_31160_5824.N1	14-FEB-2008 23:16:03	Bright	34.500	66	37Gam Cyg	2.2080	5900.0	69	31160	No
306	GOM_NL__2PRFIN20080214_232415_000000342066_00044_31160_5825.N1	14-FEB-2008 23:24:15	Bright	34.000	168	17Zet Aql	2.9860	11000.	68	31160	No
307	GOM_NL__2PRFIN20080214_233527_000000402066_00044_31160_5826.N1	14-FEB-2008 23:35:27	Twilight	40.000	57	34Sig Sgr	2.0660	26000.	80	31160	No
308	GOM_NL__2PRFIN20080214_233812_000000422066_00044_31160_5827.N1	14-FEB-2008 23:38:12	Dark	42.000	38	20Eps Sgr	1.8360	11000.	84	31160	No
309	GOM_NL__2PRFIN20080214_234017_000000452066_00044_31160_5828.N1	14-FEB-2008 23:40:17	Dark	44.500	25	35Lam Sco	1.6200	28000.	89	31160	No
310	GOM_NL__2PRFIN20080214_234135_000000402066_00044_31160_5829.N1	14-FEB-2008 23:41:35	Dark	39.500	40	The Sco	1.8590	7100.0	79	31160	No
311	GOM_NL__2PRFIN20080214_234321_000000382066_00044_31160_5830.N1	14-FEB-2008 23:43:21	Dark	38.000	147	Alp Ara	2.8770	26000.	76	31160	No
312	GOM_NL__2PRFIN20080214_234449_000000412066_00044_31160_5831.N1	14-FEB-2008 23:44:49	Dark	40.500	141	Bet Ara	2.8400	4600.0	81	31160	No
313	GOM_NL__2PRFIN20080214_235056_000000452066_00045_31161_5820.N1	14-FEB-2008 23:50:56	Dark	45.000	4	Alp1Cen	-0.010000	5800.0	90	31161	No
314	GOM_NL__2PRFIN20080214_235214_000000412066_00045_31161_5821.N1	14-FEB-2008 23:52:14	Dark	41.000	10	Bet Cen	0.61000	28000.	82	31161	No
315	GOM_NL__2PRFIN20080214_235520_000000452066_00045_31161_5822.N1	14-FEB-2008 23:55:20	Dark	45.000	12	Alp1Cru	0.77500	30000.	90	31161	No
316	GOM_NL__2PRFIN20080214_235751_000000372066_00045_31161_5823.N1	14-FEB-2008 23:57:51	Dark	37.000	29	Bet Car	1.6720	10200.	74	31161	No

3. Quality information per product

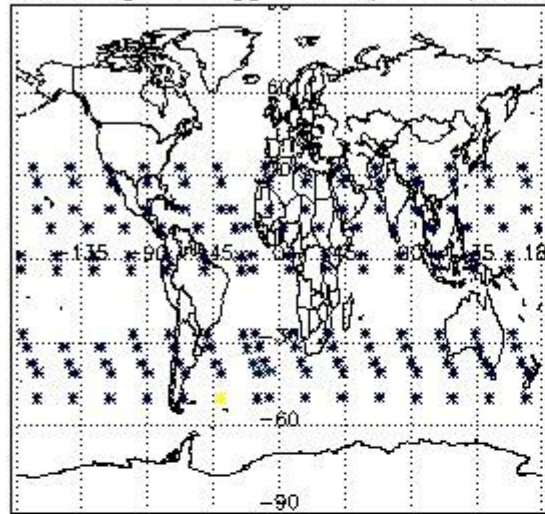
In this section it is plotted some information contained in the Quality Summary data set of the level 2 products. Only products in dark limb conditions and without errors (error flag in the MPH set to "0") are used.

3.1 Plot quality information per product (time dependant)

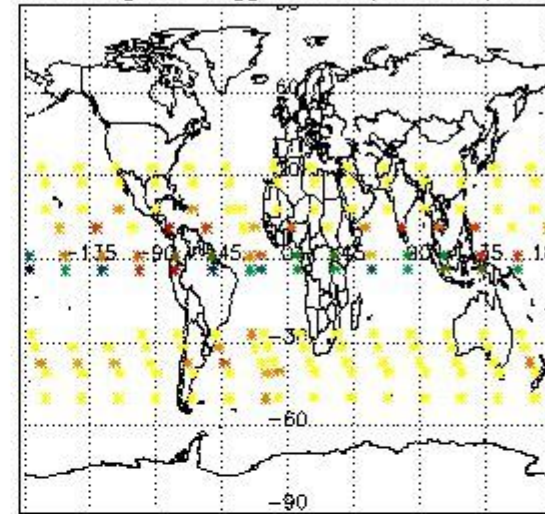


3.2 Plot quality information per product (world map)


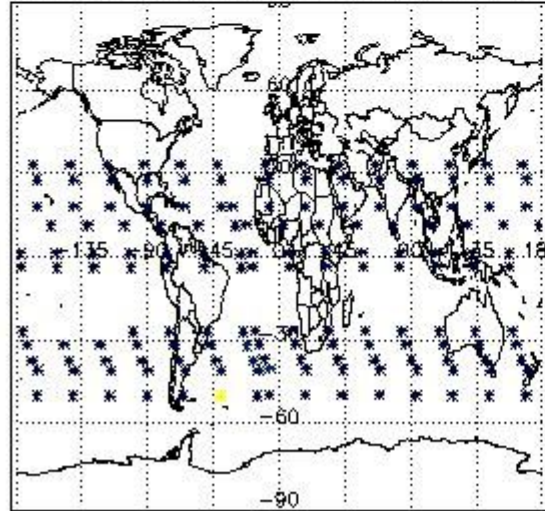
Percentage of flagged data per O3 profile



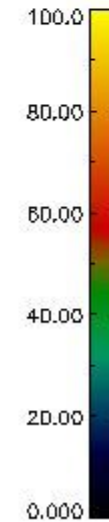
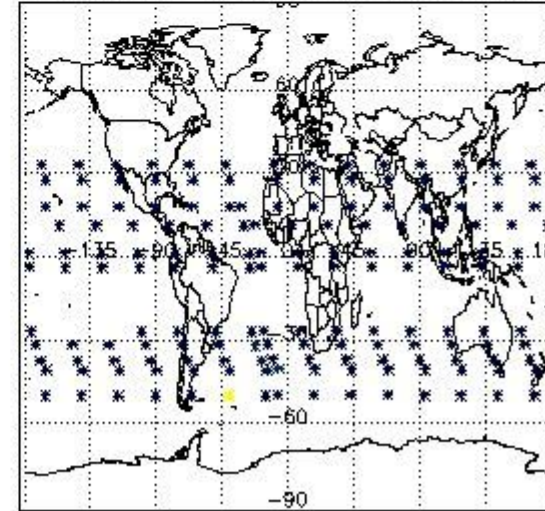
Percentage of flagged data per H2O profile



Percentage of flagged data per NO2 profile



Percentage of flagged data per NO3 profile

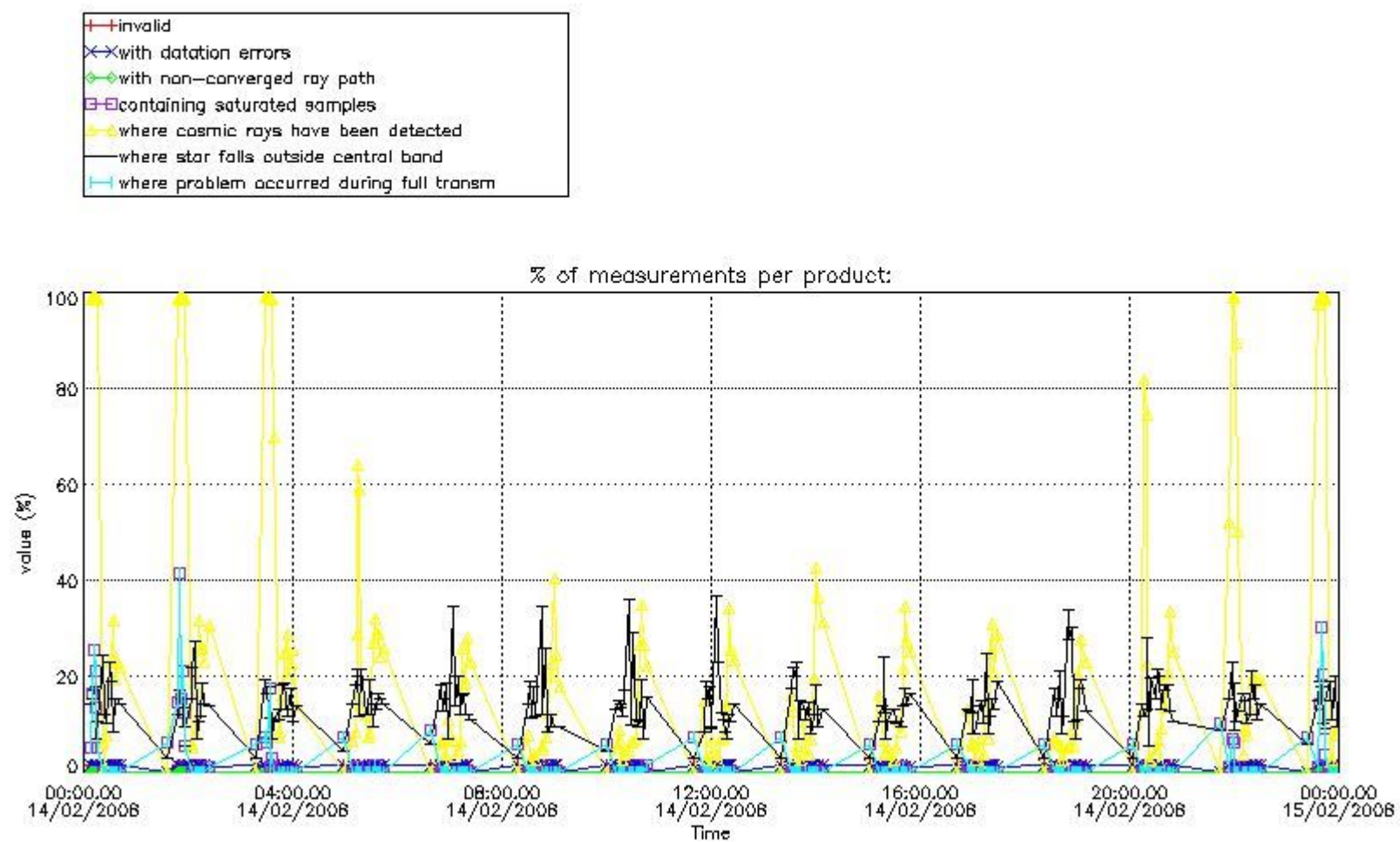


4. Level 1 quality information per product

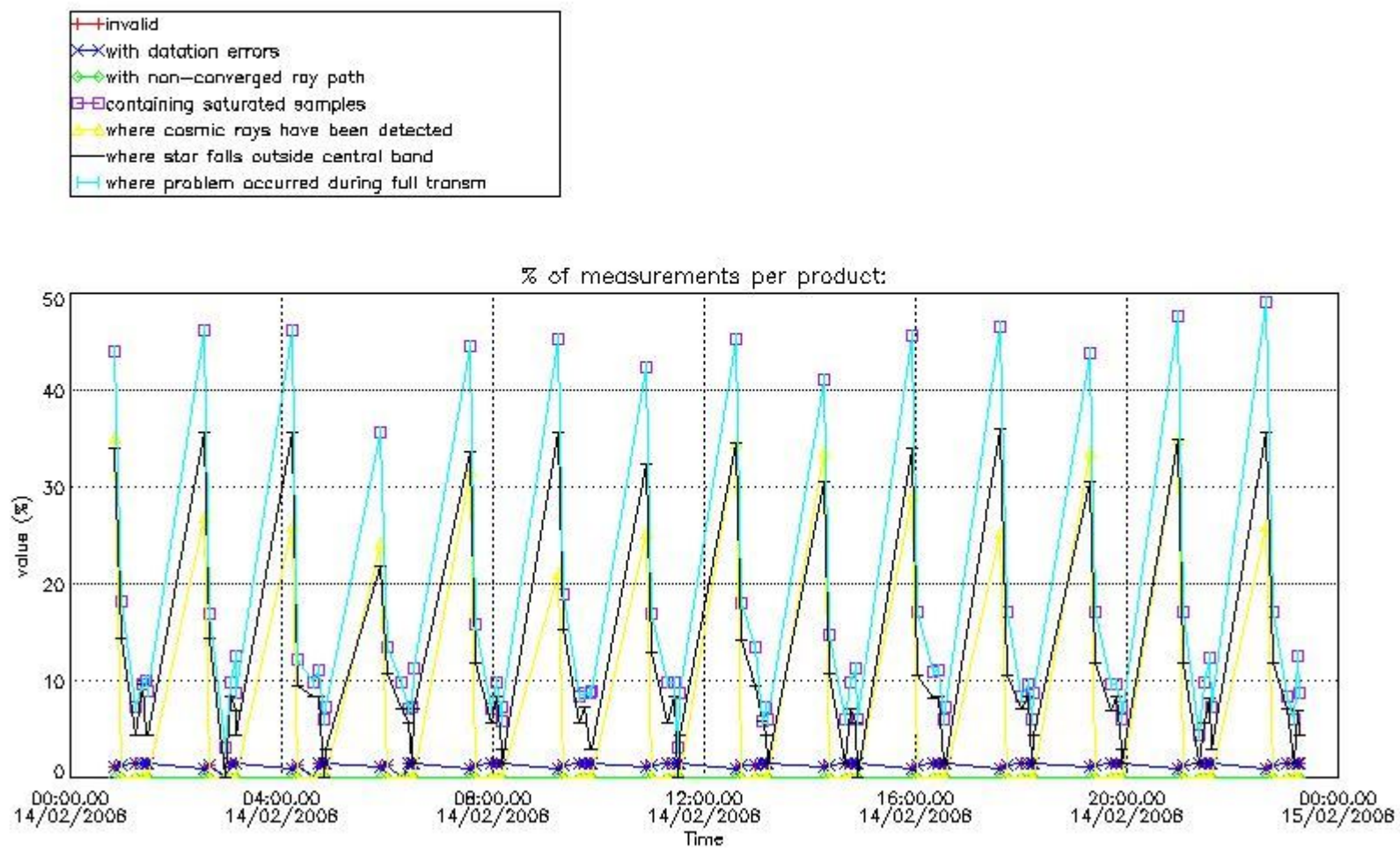
In this section it is plotted some information contained in the Quality Summary data set of the level 2 products that comes from the level 1b processing. Products without errors (error flag in the MPH set to "0") are used.

4.1 Plot quality information per product (time dependant) coming from level 1b processing

4.1.1 Plot level 1 quality information per product (time dependant): ENVISAT ASCENDING passes

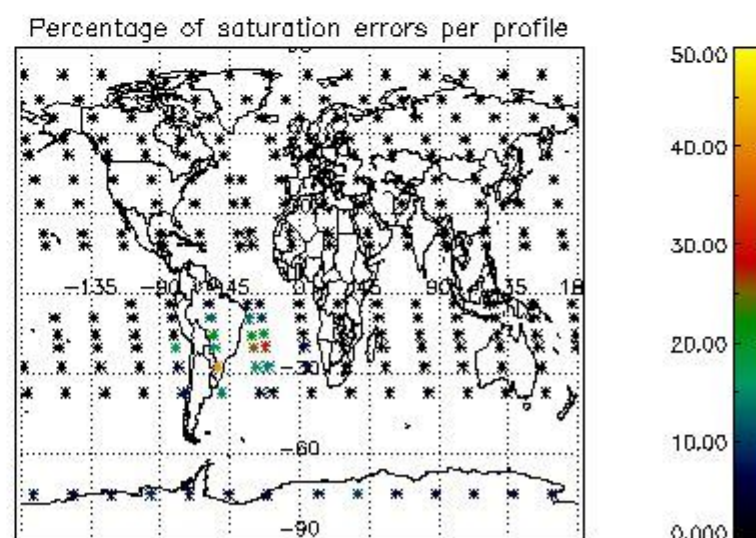
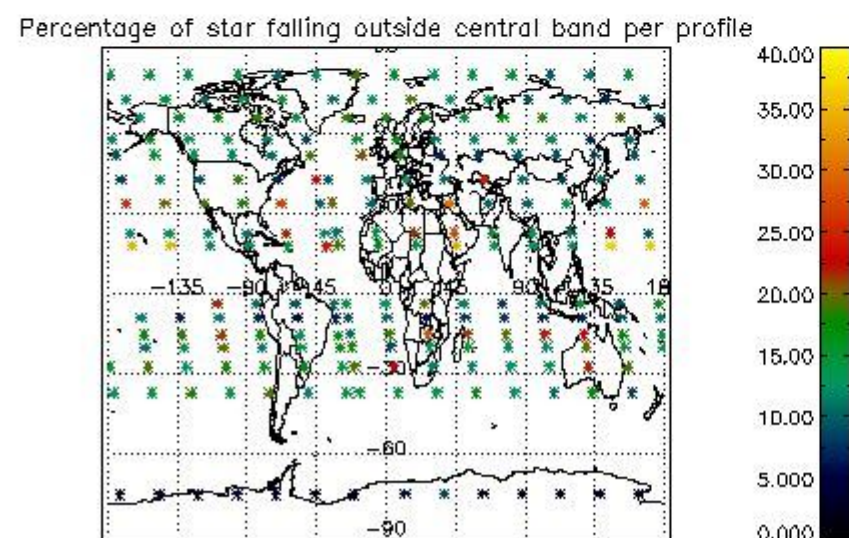
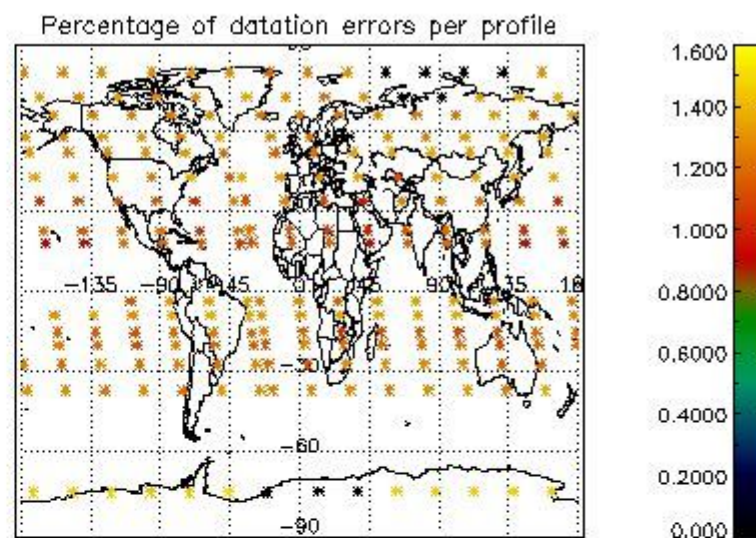
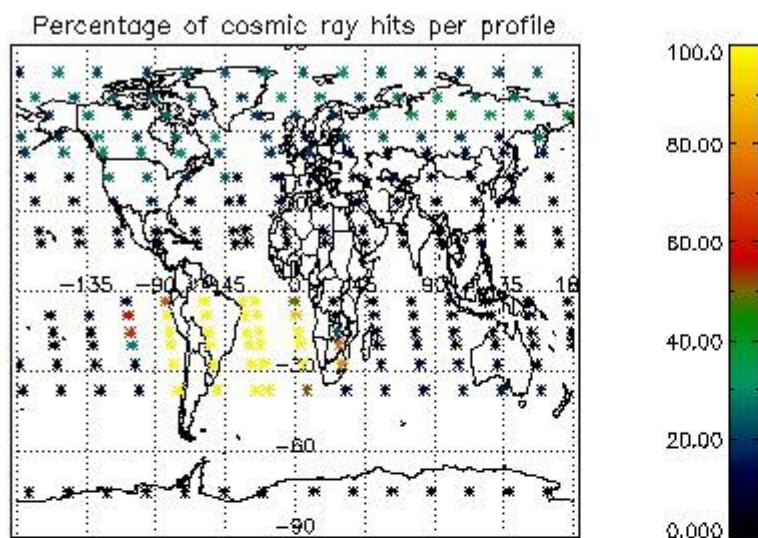


4.1.2 Plot level 1 quality information per product (time dependant): ENVI SAT DESCENDING passes

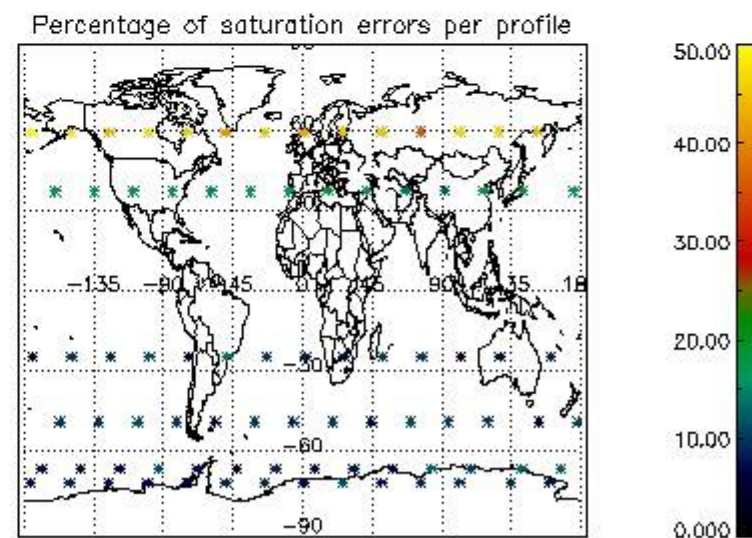
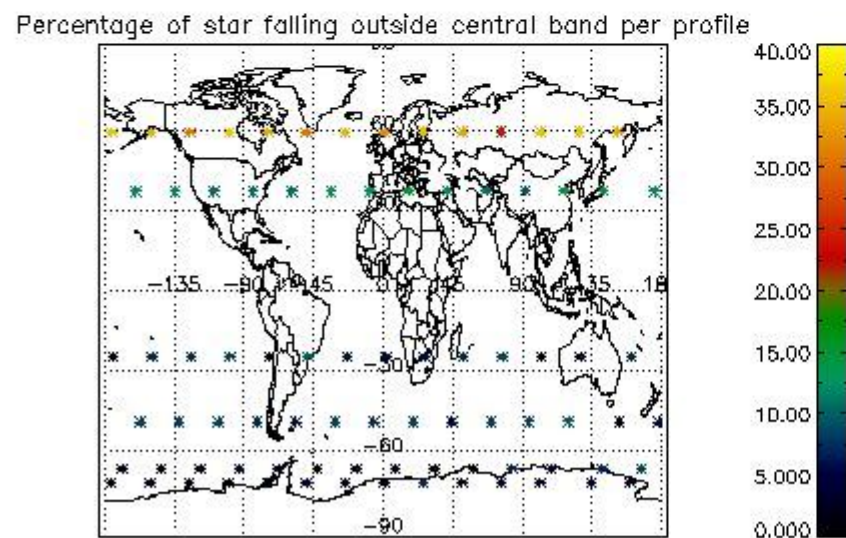
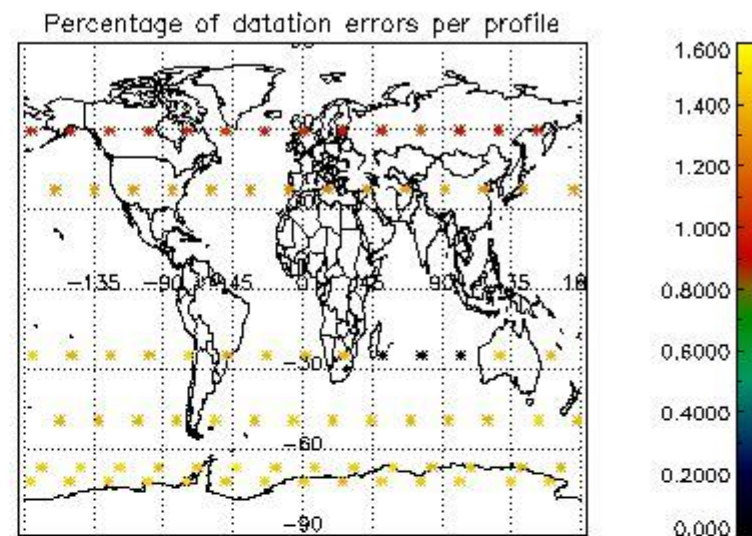
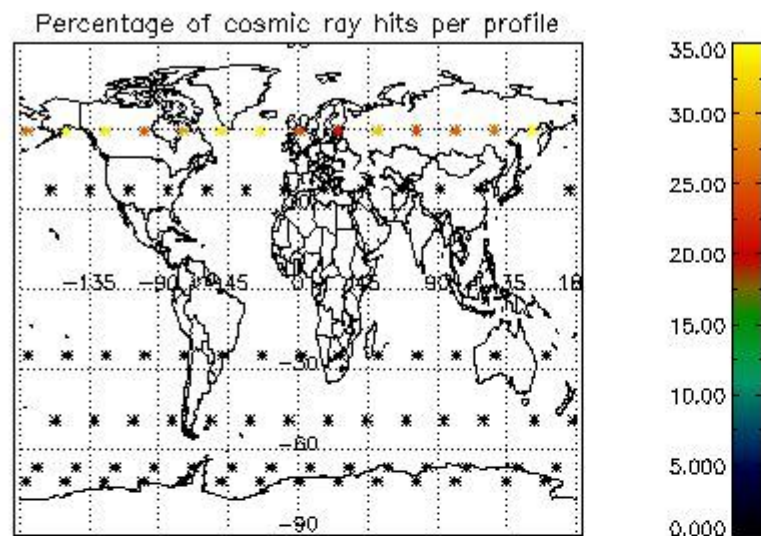


4.2 Plot quality information per product coming from level 1b processing (world map)

4.2.1 Plot level 1 quality information per product (world map): ENVISAT ASCENDING passes



4.2.2 Plot level 1 quality information per product (world map): ENVISAT DESCENDING passes



5. Trace gas profiles

5.1 Ozone statistics based on quality of products

The final quality of the products can be "measured" using the STD (Standard Deviation) attached to every point profile. This information is written to the parameter GOM_NL__2P/NL_LOCAL_SPECIES_DENSITY/o3_std of the level 2 products. The table below shows the statistics for given STD ranges.

The statistics are given with respect to the overall valid production:

- Products without fatal errors: GOM_NL__2P/MPH/PRODUCT_ERR=0
- Valid point profile: GOM_NL__2P/NL_LOCAL_SPECIES_DENSITY/pcd(0)=0

The 'Criteria' is applied to valid points of dark limb products:

- Products in dark limb illumination condition: GOM_NL__2P/NL_SUMMARY_QUALITY/obs_ill_cond=0
- Products without fatal errors: GOM_NL__2P/MPH/PRODUCT_ERR=0
- Valid point profile: GOM_NL__2P/NL_LOCAL_SPECIES_DENSITY/pcd(0)=0

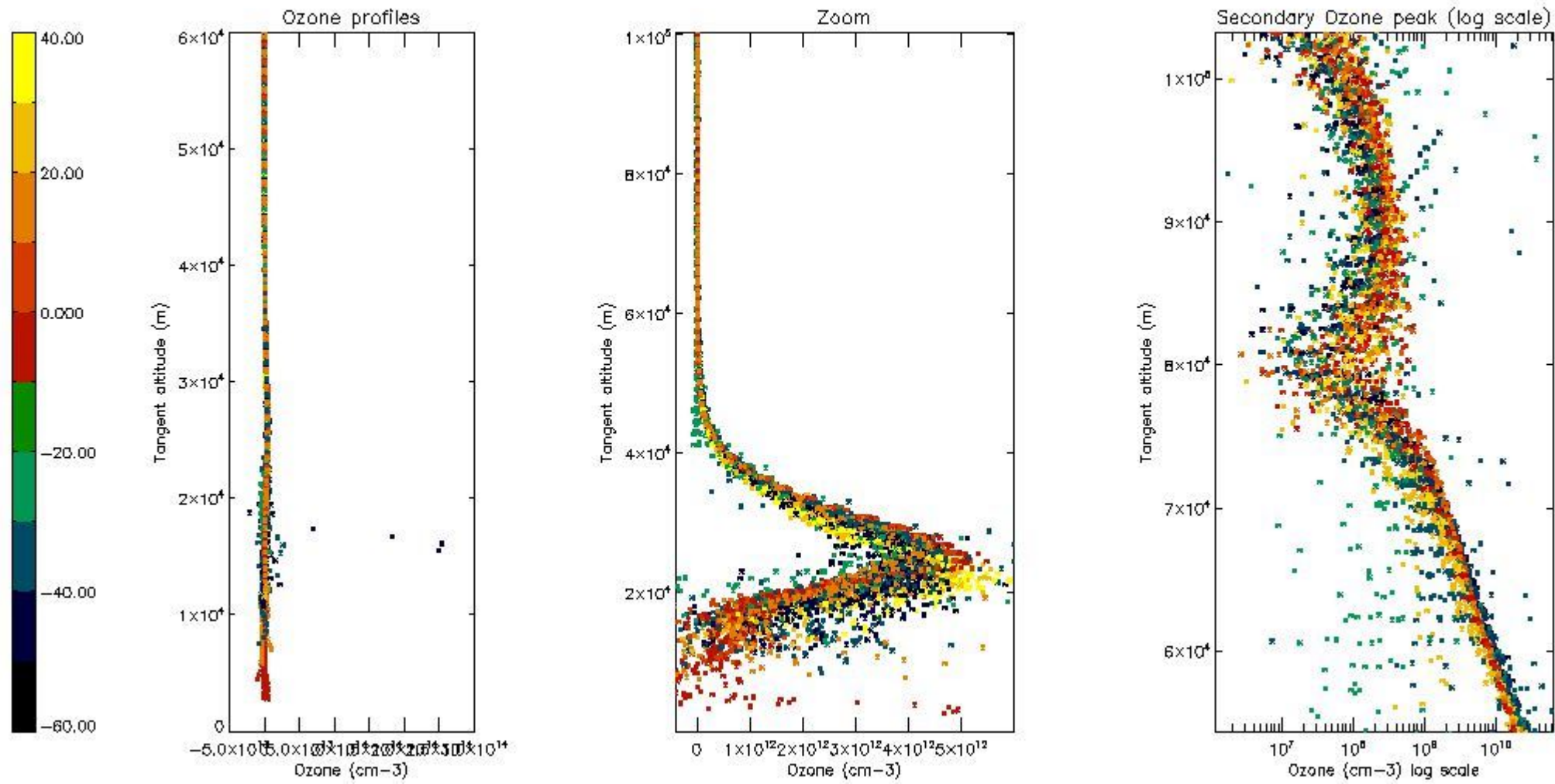
So, the table below shows the percentage of dark limb and valid observations for each criteria with respect to the overall valid daily observations.

Criteria	% of total production
All STD	54
STD < 20	30

STD < 10	25
STD < 5	18

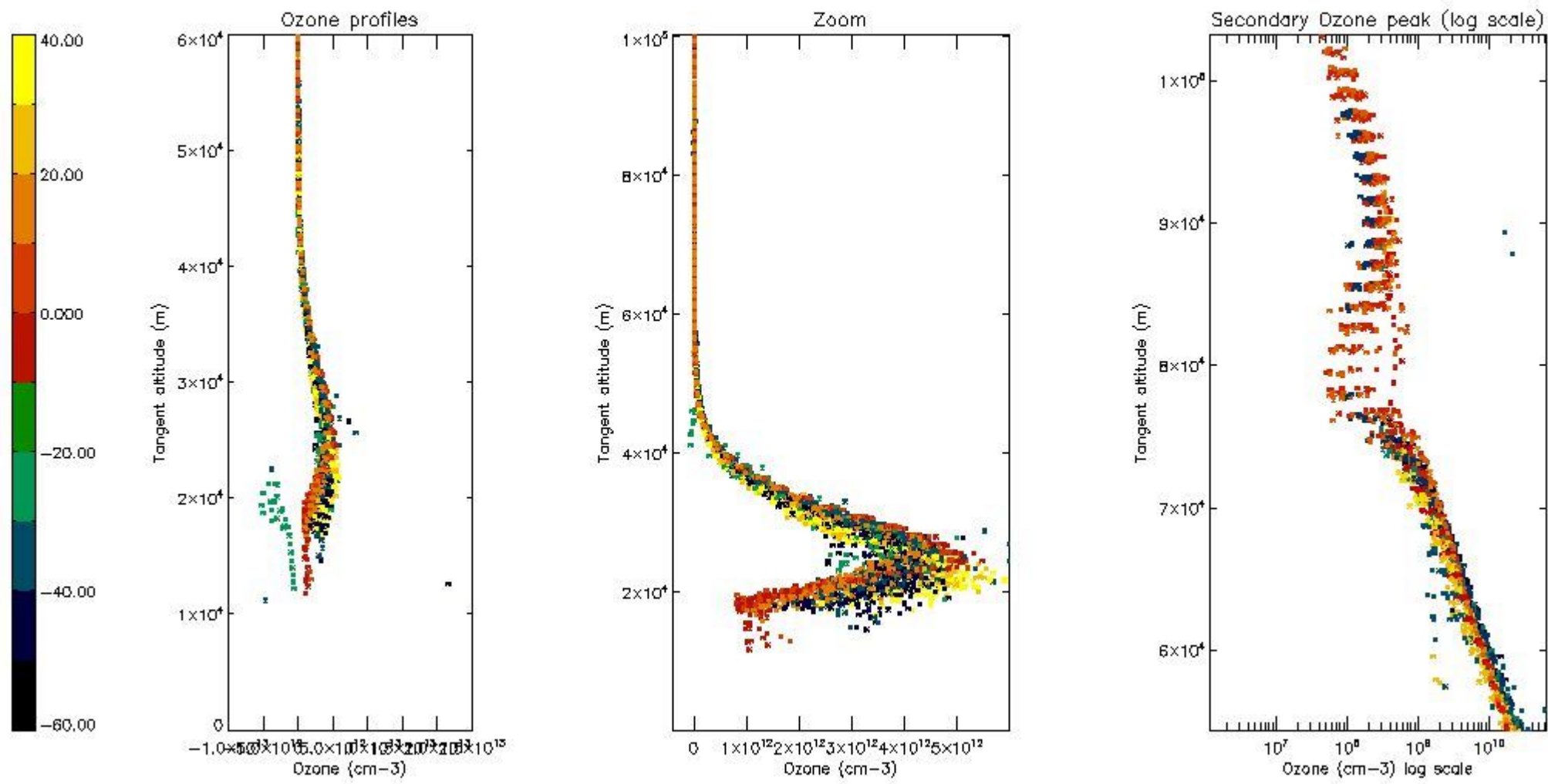
5.2 Plot ozone profiles for all STD (dark without errors)

The colorbar represents the latitude.



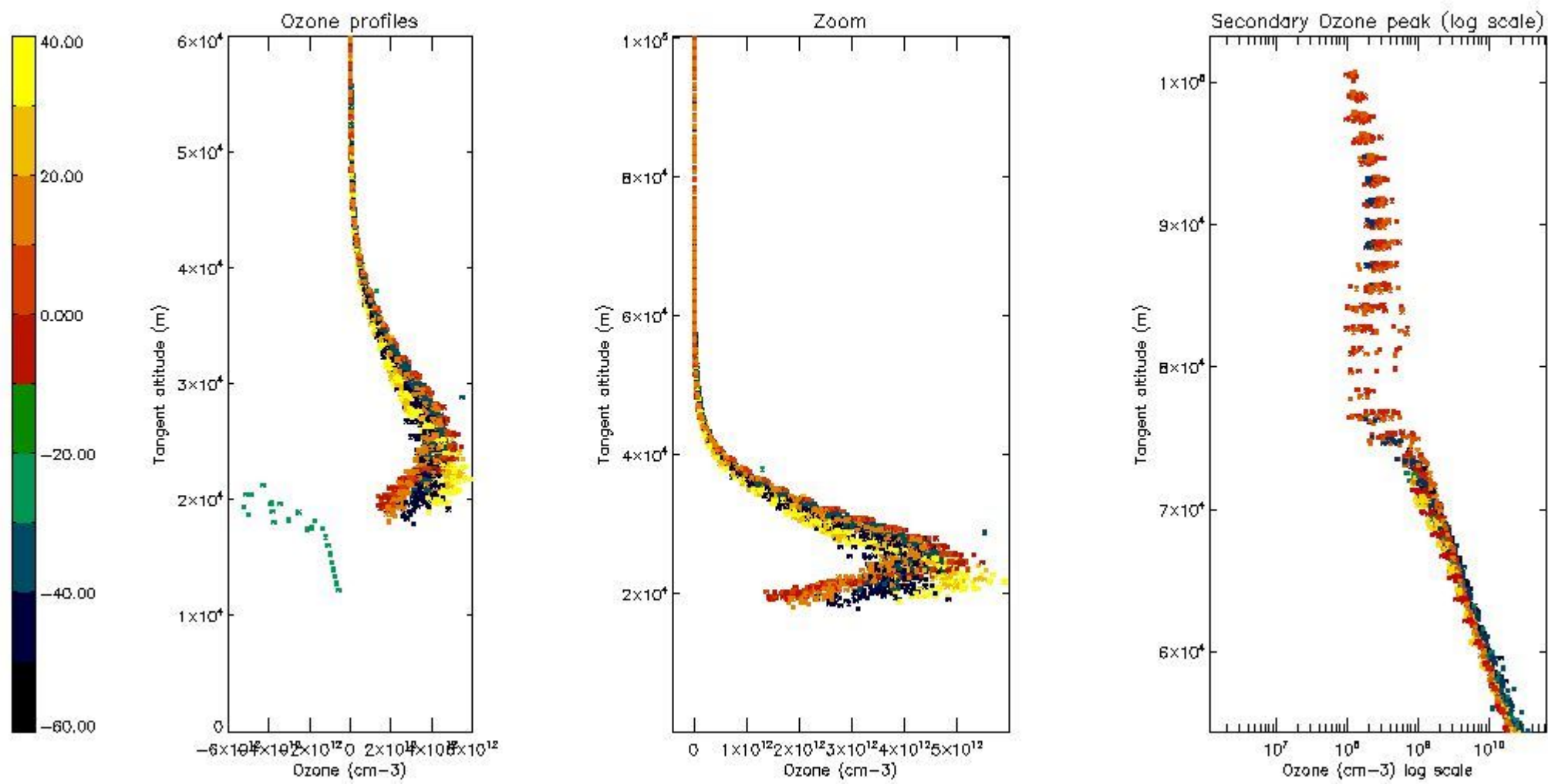
5.3 Plot ozone profiles where STD < 20% (dark without errors)

The colorbar represents the latitude.



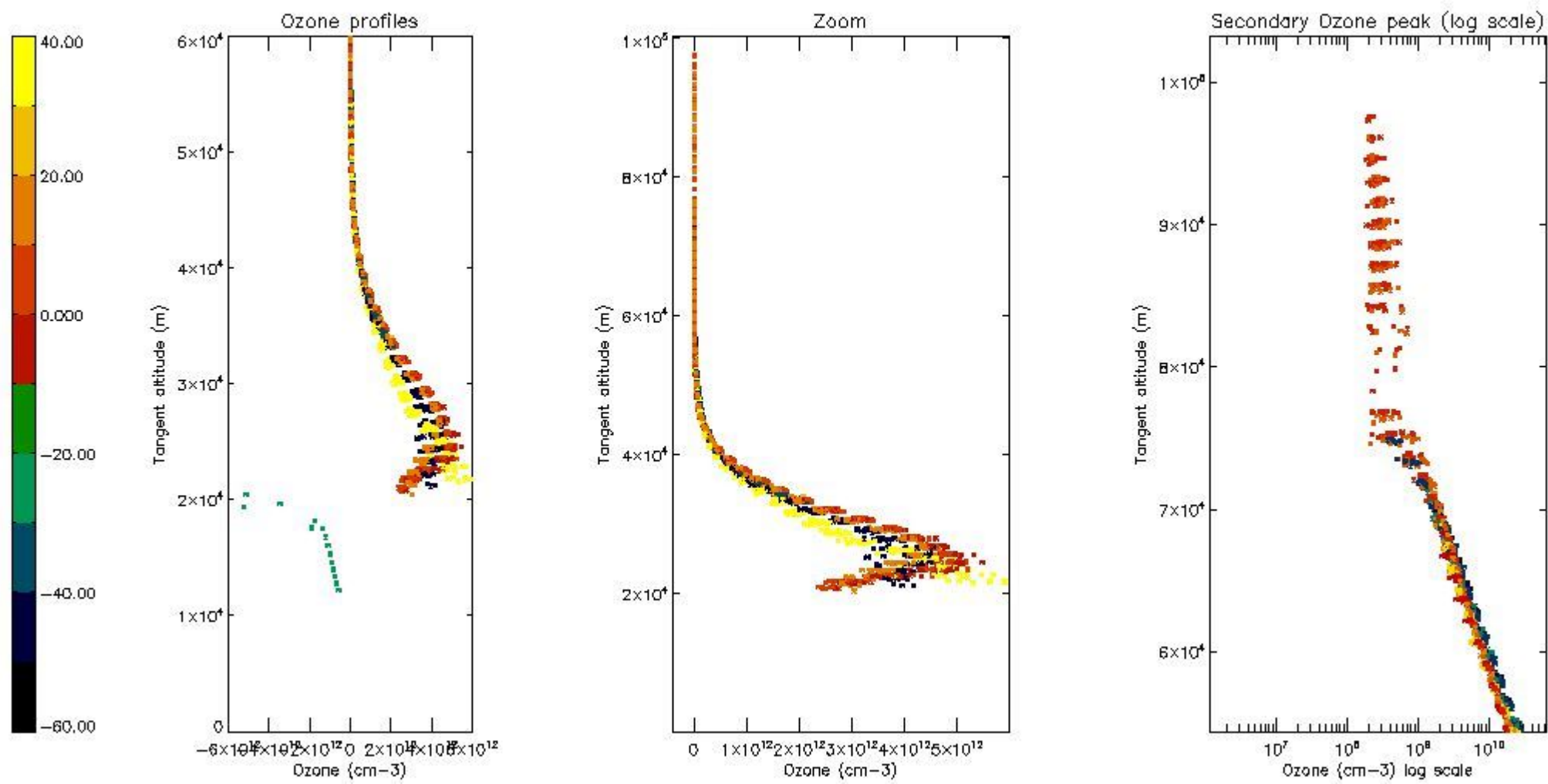
5.4 Plot ozone profiles where STD < 10% (dark without errors)

The colorbar represents the latitude.



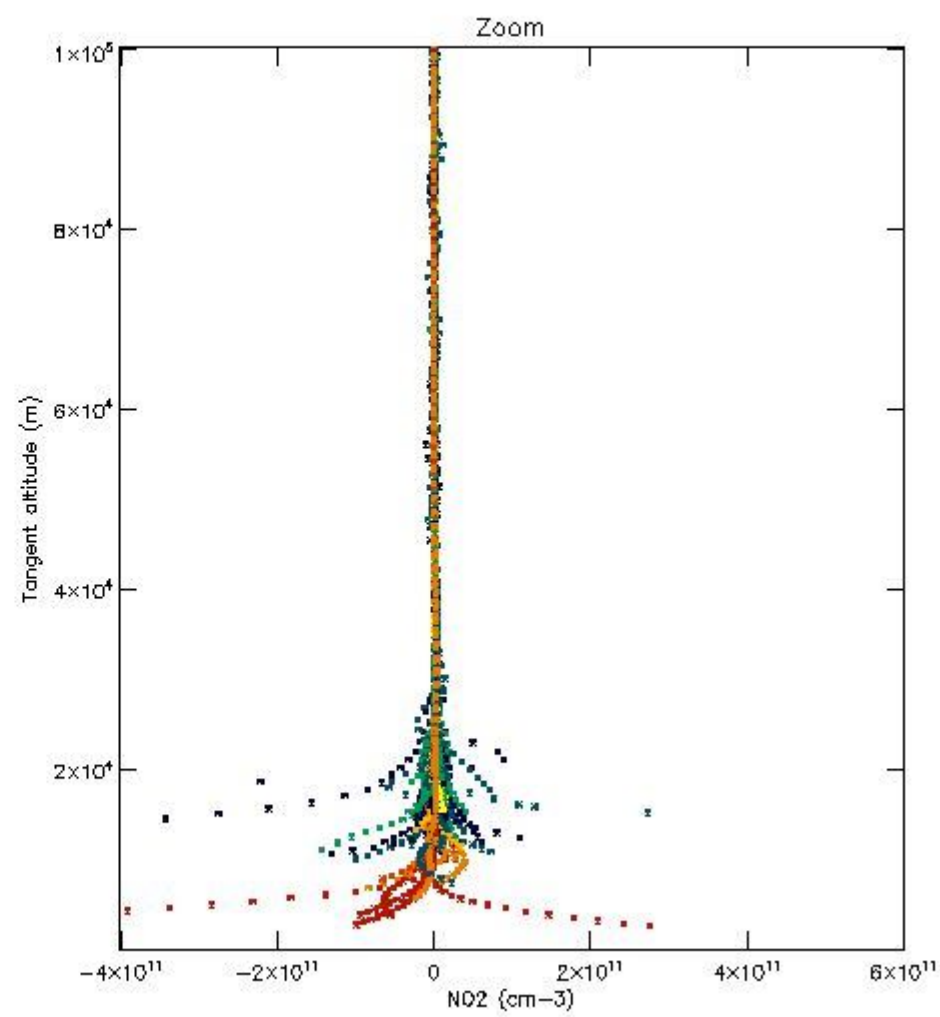
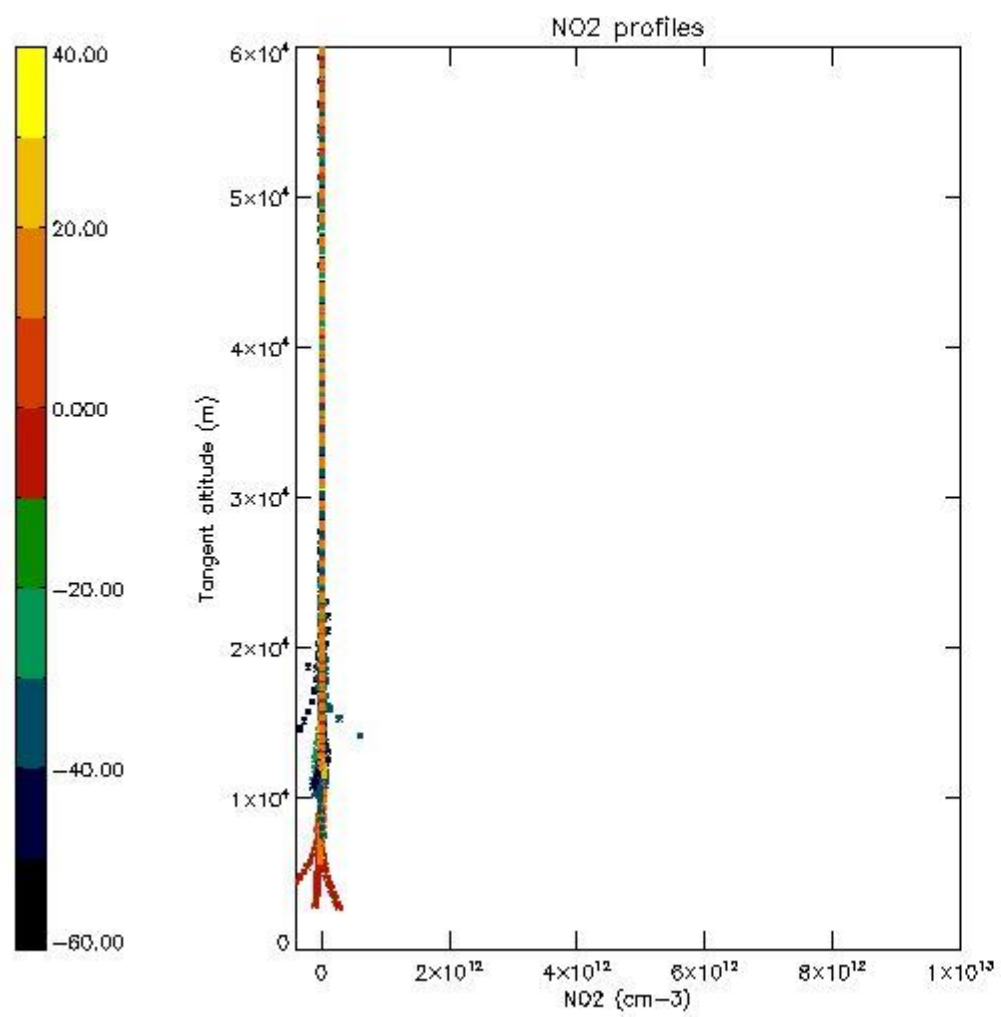
5.5 Plot ozone profiles where STD < 5% (dark without errors)

The colorbar represents the latitude.



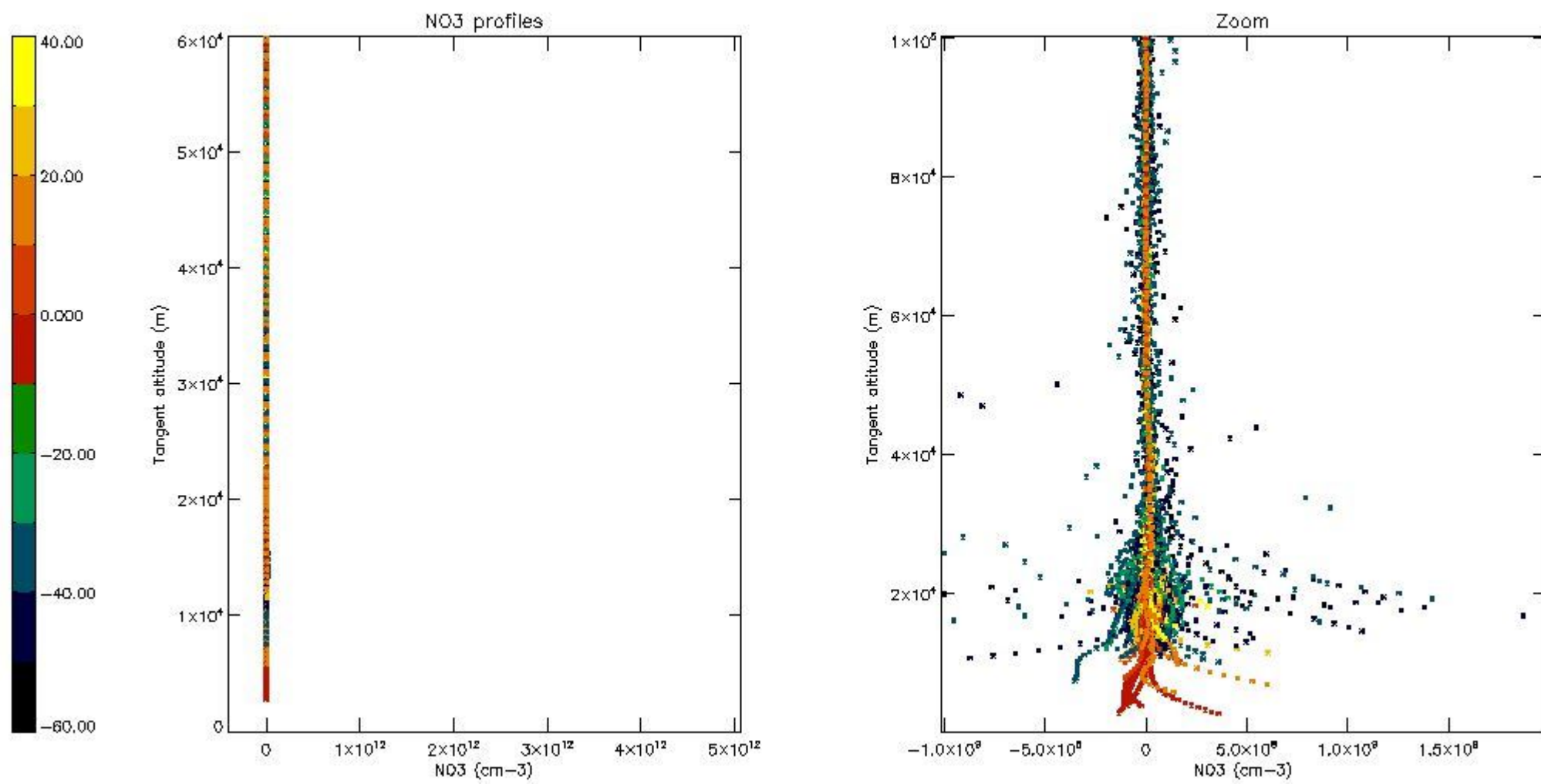
5.6 Plot NO₂ profiles for all STD (dark without errors)

The colorbar represents the latitude.



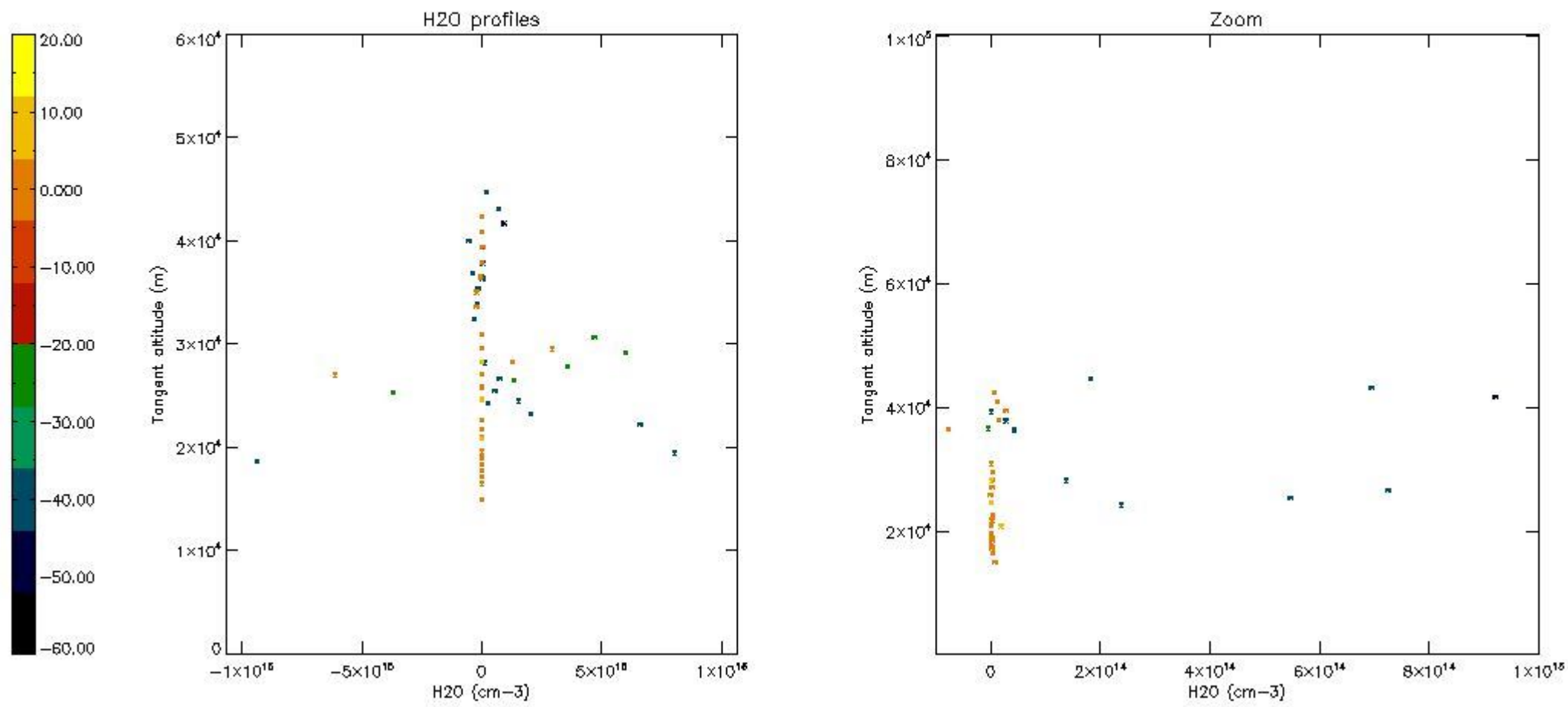
5.7 Plot NO3 profiles for all STD (dark without errors)

The colorbar represents the latitude.



5.8 Plot H2O profiles for all STD (only for occultations of stars 1,2,3,4,13,14,16,26,63 dark without errors)

The colorbar represents the latitude.



6. Auxiliary Data Files used for the production reported in section 2

The number reported in the third column indicates since which file (see list in section 2) the corresponding auxiliary file has been used. The fourth column is the date of those product files.

Type	Auxiliary Filename	Used since product	Used since product date
INST_PHYS_CHARACTERISTICS	GOM_INS_AXVIEC20091111_143220_20030716_120000_20500101_000000	1	14-FEB-2008 00:07:00
LEVEL-2_PROC_CONFIG	GOM_PR2_AXVIEC20091111_152718_20020301_000000_20500101_000000	1	14-FEB-2008 00:07:00
CROSS_SECTIONS_FILE	GOM_CRS_AXVIEC20091111_154832_20020301_000000_20500101_000000	1	14-FEB-2008 00:07:00

GOMOS Level 2 Daily Report

SUMMARY

[1. General Info](#)

[2. Summary of processed GOM_NL_2P products](#)

[3. Level 2 Quality information per product](#)

[3.1 Plot of level 2 quality information per product \(time dependant\)](#)

[3.2 Plot of level 2 quality information per product \(world map\)](#)

[4. Level 1 Quality information per product \(stored on level 2 products\)](#)

[4.1 Plot of level 1 quality information per product \(time dependant\)](#)

[4.1.1 Plot of level 1 quality information per product \(time dependant\): ASCENDING](#)

[4.1.2 Plot of level 1 quality information per product \(time dependant\): DESCENDING](#)

[4.2 Plot of level 1 quality information per product \(world map\)](#)

[4.2.1 Plot of level 1 quality information per product \(world map\): ASCENDING](#)

[4.2.2 Plot of level 1 quality information per product \(world map\): DESCENDING](#)

[5. Ozone profiles based on quality statistics and other trace gas profiles](#)

[5.1 Ozone statistics based on quality of products](#)

[5.2 Plot ozone profiles for all STD \(dark without errors\)](#)

[5.3 Plot ozone profiles where STD < 20% \(dark without errors\)](#)

[5.4. Plot ozone profiles where STD < 10% \(dark without errors\)](#)

[5.5. Plot ozone profiles where STD < 5% \(dark without errors\)](#)

[5.6 Plot NO2 profiles for all STD \(dark without errors\)](#)

[5.7 Plot NO3 profiles for all STD \(dark without errors\)](#)

[5.8 Plot H2O profiles \(only for occultations of stars 1,2,3,4,13,14,16,26,63 dark without errors\) for all STD](#)

[6. Auxiliary Data Files used for the production reported in section 2](#)

This report presents the daily analysis on parameters extracted from GOMOS level 2 data (GOM_NL__2P). It is intended to monitor some important parameters that will impact the quality of these products. A list of level 2 products (and content) that have arrived during the reporting day to the PCF is also given.

Item	Value
Time of report generation	25APR2013 10:25:29
Data source version	GOMOS/6.01
Start time of products	14-02-2008 (14FEB2008 00:00:00)
Stop time of products	15-02-2008 (15FEB2008 00:00:00)
Store outputs in DB	Yes
Nb of level 2 prods	316
Nb of prods with errors	0

2. Summary of processed GOM_NL__2P products.

Nr	Filename	UTC Start time	Limb	Duration	Star Id	Star Name	Star Mag	Star Temp	Nb Meas	Orbit	Prod. error
1	GOM_NL__2PRFIN20080214_000700_000000392066_00030_31146_5563.N1	14-FEB-2008 00:07:00	Twilight	39.000	57	34Sig Sgr	2.0660	26000.	78	31146	No
2	GOM_NL__2PRFIN20080214_000944_000000402066_00030_31146_5564.N1	14-FEB-2008 00:09:44	Dark	39.500	38	20Eps Sgr	1.8360	11000.	79	31146	No
3	GOM_NL__2PRFIN20080214_001147_000000442066_00030_31146_5565.N1	14-FEB-2008 00:11:47	Dark	43.500	25	35Lam Sco	1.6200	28000.	87	31146	No
4	GOM_NL__2PRFIN20080214_001305_000000432066_00030_31146_5566.N1	14-FEB-2008 00:13:05	Dark	42.500	40	The Sco	1.8590	7100.0	85	31146	No
5	GOM_NL__2PRFIN20080214_001452_000000372066_00030_31146_5567.N1	14-FEB-2008 00:14:52	Dark	37.000	147	Alp Ara	2.8770	26000.	74	31146	No
6	GOM_NL__2PRFIN20080214_001620_000000382066_00030_31146_5568.N1	14-FEB-2008 00:16:20	Dark	38.000	141	Bet Ara	2.8400	4600.0	76	31146	No
7	GOM_NL__2PRFIN20080214_002224_000000482066_00031_31147_5618.N1	14-FEB-2008 00:22:24	Dark	47.500	4	Alp1Cen	-0.010000	5800.0	95	31147	No
8	GOM_NL__2PRFIN20080214_002342_000000422066_00031_31147_5619.N1	14-FEB-2008 00:23:42	Dark	42.000	10	Bet Cen	0.61000	28000.	84	31147	No
9	GOM_NL__2PRFIN20080214_002650_000000402066_00031_31147_5620.N1	14-FEB-2008 00:26:50	Dark	39.500	12	Alp1Cru	0.77500	30000.	79	31147	No
10	GOM_NL__2PRFIN20080214_002926_000000442066_00031_31147_5621.N1	14-FEB-2008 00:29:26	Dark	43.500	29	Bet Car	1.6720	10200.	87	31147	No
11	GOM_NL__2PRFIN20080214_003201_000000422066_00031_31147_5622.N1	14-FEB-2008 00:32:01	Dark	42.000	71	lot Car	2.2460	7700.0	84	31147	No
12	GOM_NL__2PRFIN20080214_003340_000000372066_00031_31147_5623.N1	14-FEB-2008 00:33:40	Dark	36.500	46	Del Vel	1.9540	10600.	73	31147	No
13	GOM_NL__2PRFIN20080214_003604_000000392066_00031_31147_5624.N1	14-FEB-2008 00:36:04	Straylight	39.000	34	Gam2Vel	1.7930	23000.	78	31147	No
14	GOM_NL__2PRFIN20080214_003808_000000392066_00031_31147_5625.N1	14-FEB-2008 00:38:08	Straylight	39.000	70	Zet Pup	2.2460	39000.	78	31147	No
15	GOM_NL__2PRFIN20080214_004226_000000392066_00031_31147_5626.N1	14-FEB-2008 00:42:26	Straylight	39.000	132	15Rho Pup	2.8030	6900.0	78	31147	No
16	GOM_NL__2PRFIN20080214_005054_000000502066_00031_31147_5627.N1	14-FEB-2008 00:50:54	Bright	50.000	8	10Alp CMi	0.40000	6500.0	100	31147	No
17	GOM_NL__2PRFIN20080214_005713_000000392066_00031_31147_5628.N1	14-FEB-2008 00:57:13	Bright	38.500	17	78Bet Gem	1.1610	4500.0	77	31147	No
18	GOM_NL__2PRFIN20080214_011437_000000352066_00031_31147_5629.N1	14-FEB-2008 01:14:37	Bright	34.500	49	1Alp UMi	1.9900	6300.0	69	31147	No
19	GOM_NL__2PRFIN20080214_012129_000000362066_00031_31147_5630.N1	14-FEB-2008 01:21:29	Bright	36.000	89	5Alp Cep	2.4510	8000.0	72	31147	No
20	GOM_NL__2PRFIN20080214_012636_000000352066_00031_31147_5631.N1	14-FEB-2008 01:26:36	Bright	35.000	19	50Alp Cyg	1.2460	10500.	70	31147	No
21	GOM_NL__2PRFIN20080214_012813_000000342066_00031_31147_5632.N1	14-FEB-2008 01:28:13	Bright	34.000	66	37Gam Cyg	2.2080	5900.0	68	31147	No
22	GOM_NL__2PRFIN20080214_013625_000000332066_00031_31147_5633.N1	14-FEB-2008 01:36:25	Bright	33.000	168	17Zet Aql	2.9860	11000.	66	31147	No
23	GOM_NL__2PRFIN20080214_014736_000000382066_00031_31147_5634.N1	14-FEB-2008 01:47:36	Twilight	38.000	57	34Sig Sgr	2.0660	26000.	76	31147	No
24	GOM_NL__2PRFIN20080214_015020_000000412066_00031_31147_5635.N1	14-FEB-2008 01:50:20	Dark	41.000	38	20Eps Sgr	1.8360	11000.	82	31147	No
25	GOM_NL__2PRFIN20080214_015223_000000432066_00031_31147_5636.N1	14-FEB-2008 01:52:23	Dark	42.500	25	35Lam Sco	1.6200	28000.	85	31147	No
26	GOM_NL__2PRFIN20080214_015342_000000412066_00031_31147_5637.N1	14-FEB-2008 01:53:42	Dark	40.500	40	The Sco	1.8590	7100.0	81	31147	No
27	GOM_NL__2PRFIN20080214_015528_000000372066_00031_31147_5638.N1	14-FEB-2008 01:55:28	Dark	36.500	147	Alp Ara	2.8770	26000.	73	31147	No
28	GOM_NL__2PRFIN20080214_015656_000000382066_00031_31147_5639.N1	14-FEB-2008 01:56:56	Dark	37.500	141	Bet Ara	2.8400	4600.0	75	31147	No
29	GOM_NL__2PRFIN20080214_020301_000000432066_00032_31148_5624.N1	14-FEB-2008 02:03:01	Dark	43.000	4	Alp1Cen	-0.010000	5800.0	86	31148	No
30	GOM_NL__2PRFIN20080214_020419_000000482066_00032_31148_5625.N1	14-FEB-2008 02:04:19	Dark	48.000	10	Bet Cen	0.61000	28000.	96	31148	No
31	GOM_NL__2PRFIN20080214_020727_000000502066_00032_31148_5626.N1	14-FEB-2008 02:07:27	Dark	49.500	12	Alp1Cru	0.77500	30000.	99	31148	No
32	GOM_NL__2PRFIN20080214_021002_000000362066_00032_31148_5627.N1	14-FEB-2008 02:10:02	Dark	36.000	29	Bet Car	1.6720	10200.	72	31148	No
33	GOM_NL__2PRFIN20080214_021238_000000382066_00032_31148_5628.N1	14-FEB-2008 02:12:38	Dark	38.000	71	lot Car	2.2460	7700.0	76	31148	No
34	GOM_NL__2PRFIN20080214_021416_000000392066_00032_31148_5629.N1	14-FEB-2008 02:14:16	Dark	38.500	46	Del Vel	1.9540	10600.	77	31148	No
35	GOM_NL__2PRFIN20080214_021640_000000412066_00032_31148_5630.N1	14-FEB-2008 02:16:40	Straylight	40.500	34	Gam2Vel	1.7930	23000.	81	31148	No
36	GOM_NL__2PRFIN20080214_021844_000000392066_00032_31148_5631.N1	14-FEB-2008 02:18:44	Straylight	39.000	70	Zet Pup	2.2460	39000.	78	31148	No
37	GOM_NL__2PRFIN20080214_022302_000000402066_00032_31148_5632.N1	14-FEB-2008 02:23:02	Straylight	39.500	132	15Rho Pup	2.8030	6900.0	79	31148	No
38	GOM_NL__2PRFIN20080214_023130_000000522066_00032_31148_5633.N1	14-FEB-2008 02:31:30	Bright	52.000	8	10Alp CMi	0.40000	6500.0	104	31148	No
39	GOM_NL__2PRFIN20080214_023749_000000392066_00032_31148_5634.N1	14-FEB-2008 02:37:49	Bright	38.500	17	78Bet Gem	1.1610	4500.0	77	31148	No
40	GOM_NL__2PRFIN20080214_025513_000000332066_00032_31148_5635.N1	14-FEB-2008 02:55:13	Bright	32.500	49	1Alp UMi	1.9900	6300.0	65	31148	No
41	GOM_NL__2PRFIN20080214_030205_000000362066_00032_31148_5636.N1	14-FEB-2008 03:02:05	Bright	35.500	89	5Alp Cep	2.4510	8000.0	71	31148	No
42	GOM_NL__2PRFIN20080214_030712_000000362066_00032_31148_5637.N1	14-FEB-2008 03:07:12	Bright	36.000	19	50Alp Cyg	1.2460	10500.	72	31148	No

43	GOM_NL__2PRFIN20080214_030849_000000352066_00032_31148_5638.N1	14-FEB-2008 03:08:49	Bright	34.500	66	37Gam Cyg	2.2080	5900.0	69	31148	No
44	GOM_NL__2PRFIN20080214_031701_000000342066_00032_31148_5639.N1	14-FEB-2008 03:17:01	Bright	33.500	168	17Zet Aql	2.9860	11000.	67	31148	No
45	GOM_NL__2PRFIN20080214_032813_000000422066_00032_31148_5640.N1	14-FEB-2008 03:28:13	Twilight	41.500	57	34Sig Sgr	2.0660	26000.	83	31148	No
46	GOM_NL__2PRFIN20080214_033056_000000402066_00032_31148_5641.N1	14-FEB-2008 03:30:56	Dark	40.000	38	20Eps Sgr	1.8360	11000.	80	31148	No
47	GOM_NL__2PRFIN20080214_033300_000000402066_00032_31148_5642.N1	14-FEB-2008 03:33:00	Dark	40.000	25	35Lam Sco	1.6200	28000.	80	31148	No
48	GOM_NL__2PRFIN20080214_033418_000000422066_00032_31148_5643.N1	14-FEB-2008 03:34:18	Dark	42.000	40	The Sco	1.8590	7100.0	84	31148	No
49	GOM_NL__2PRFIN20080214_033605_000000372066_00032_31148_5644.N1	14-FEB-2008 03:36:05	Dark	36.500	147	Alp Ara	2.8770	26000.	73	31148	No
50	GOM_NL__2PRFIN20080214_033733_000000382066_00032_31148_5645.N1	14-FEB-2008 03:37:33	Dark	38.000	141	Bet Ara	2.8400	4600.0	76	31148	No
51	GOM_NL__2PRFIN20080214_034337_000000422066_00033_31149_5633.N1	14-FEB-2008 03:43:37	Dark	42.000	4	Alp1Cen	-0.010000	5800.0	84	31149	No
52	GOM_NL__2PRFIN20080214_034456_000000412066_00033_31149_5634.N1	14-FEB-2008 03:44:56	Dark	41.000	10	Bet Cen	0.61000	28000.	82	31149	No
53	GOM_NL__2PRFIN20080214_034803_000000442066_00033_31149_5635.N1	14-FEB-2008 03:48:03	Dark	44.000	12	Alp1Cru	0.77500	30000.	88	31149	No
54	GOM_NL__2PRFIN20080214_035038_000000412066_00033_31149_5636.N1	14-FEB-2008 03:50:38	Dark	40.500	29	Bet Car	1.6720	10200.	81	31149	No
55	GOM_NL__2PRFIN20080214_035314_000000392066_00033_31149_5637.N1	14-FEB-2008 03:53:14	Dark	38.500	71	lot Car	2.2460	7700.0	77	31149	No
56	GOM_NL__2PRFIN20080214_035452_000000382066_00033_31149_5638.N1	14-FEB-2008 03:54:52	Dark	38.000	46	Del Vel	1.9540	10600.	76	31149	No
57	GOM_NL__2PRFIN20080214_035716_000000402066_00033_31149_5639.N1	14-FEB-2008 03:57:16	Straylight	40.000	34	Gam2Vel	1.7930	23000.	80	31149	No
58	GOM_NL__2PRFIN20080214_035921_000000382066_00033_31149_5640.N1	14-FEB-2008 03:59:21	Straylight	37.500	70	Zet Pup	2.2460	39000.	75	31149	No
59	GOM_NL__2PRFIN20080214_040338_000000402066_00033_31149_5641.N1	14-FEB-2008 04:03:38	Straylight	39.500	132	15Rho Pup	2.8030	6900.0	79	31149	No
60	GOM_NL__2PRFIN20080214_041206_000000522066_00033_31149_5642.N1	14-FEB-2008 04:12:06	Bright	52.000	8	10Alp CMi	0.40000	6500.0	104	31149	No
61	GOM_NL__2PRFIN20080214_041825_000000372066_00033_31149_5643.N1	14-FEB-2008 04:18:25	Bright	37.000	17	78Bet Gem	1.1610	4500.0	74	31149	No
62	GOM_NL__2PRFIN20080214_043549_000000362066_00033_31149_5644.N1	14-FEB-2008 04:35:49	Bright	35.500	49	1Alp UMi	1.9900	6300.0	71	31149	No
63	GOM_NL__2PRFIN20080214_044241_000000362066_00033_31149_5645.N1	14-FEB-2008 04:42:41	Bright	36.000	89	5Alp Cep	2.4510	8000.0	72	31149	No
64	GOM_NL__2PRFIN20080214_044748_000000342066_00033_31149_5646.N1	14-FEB-2008 04:47:48	Bright	33.500	19	50Alp Cyg	1.2460	10500.	67	31149	No
65	GOM_NL__2PRFIN20080214_044925_000000342066_00033_31149_5647.N1	14-FEB-2008 04:49:25	Bright	34.000	66	37Gam Cyg	2.2080	5900.0	68	31149	No
66	GOM_NL__2PRFIN20080214_045737_000000352066_00033_31149_5648.N1	14-FEB-2008 04:57:37	Bright	34.500	168	17Zet Aql	2.9860	11000.	69	31149	No
67	GOM_NL__2PRFIN20080214_050849_000000392066_00033_31149_5649.N1	14-FEB-2008 05:08:49	Twilight	39.000	57	34Sig Sgr	2.0660	26000.	78	31149	No
68	GOM_NL__2PRFIN20080214_051133_000000422066_00033_31149_5650.N1	14-FEB-2008 05:11:33	Dark	41.500	38	20Eps Sgr	1.8360	11000.	83	31149	No
69	GOM_NL__2PRFIN20080214_051336_000000452066_00033_31149_5651.N1	14-FEB-2008 05:13:36	Dark	45.000	25	35Lam Sco	1.6200	28000.	90	31149	No
70	GOM_NL__2PRFIN20080214_051454_000000452066_00033_31149_5652.N1	14-FEB-2008 05:14:54	Dark	44.500	40	The Sco	1.8590	7100.0	89	31149	No
71	GOM_NL__2PRFIN20080214_051641_000000392066_00033_31149_5653.N1	14-FEB-2008 05:16:41	Dark	39.000	147	Alp Ara	2.8770	26000.	78	31149	No
72	GOM_NL__2PRFIN20080214_051809_000000442066_00033_31149_5654.N1	14-FEB-2008 05:18:09	Dark	44.000	141	Bet Ara	2.8400	4600.0	88	31149	No
73	GOM_NL__2PRFIN20080214_052414_000000422066_00034_31150_5644.N1	14-FEB-2008 05:24:14	Dark	41.500	4	Alp1Cen	-0.010000	5800.0	83	31150	No
74	GOM_NL__2PRFIN20080214_052532_000000422066_00034_31150_5645.N1	14-FEB-2008 05:25:32	Dark	42.000	10	Bet Cen	0.61000	28000.	84	31150	No
75	GOM_NL__2PRFIN20080214_052840_000000452066_00034_31150_5646.N1	14-FEB-2008 05:28:40	Dark	44.500	12	Alp1Cru	0.77500	30000.	89	31150	No
76	GOM_NL__2PRFIN20080214_053114_000000372066_00034_31150_5647.N1	14-FEB-2008 05:31:14	Dark	37.000	29	Bet Car	1.6720	10200.	74	31150	No
77	GOM_NL__2PRFIN20080214_053350_000000392066_00034_31150_5648.N1	14-FEB-2008 05:33:50	Dark	39.000	71	lot Car	2.2460	7700.0	78	31150	No
78	GOM_NL__2PRFIN20080214_053529_000000392066_00034_31150_5649.N1	14-FEB-2008 05:35:29	Dark	38.500	46	Del Vel	1.9540	10600.	77	31150	No
79	GOM_NL__2PRFIN20080214_053752_000000402066_00034_31150_5650.N1	14-FEB-2008 05:37:52	Straylight	40.000	34	Gam2Vel	1.7930	23000.	80	31150	No
80	GOM_NL__2PRFIN20080214_053957_000000402066_00034_31150_5651.N1	14-FEB-2008 05:39:57	Straylight	39.500	70	Zet Pup	2.2460	39000.	79	31150	No
81	GOM_NL__2PRFIN20080214_054414_000000392066_00034_31150_5652.N1	14-FEB-2008 05:44:14	Straylight	38.500	132	15Rho Pup	2.8030	6900.0	77	31150	No
82	GOM_NL__2PRFIN20080214_055242_000000442066_00034_31150_5653.N1	14-FEB-2008 05:52:42	Bright	43.500	8	10Alp CMi	0.40000	6500.0	87	31150	No
83	GOM_NL__2PRFIN20080214_055901_000000372066_00034_31150_5654.N1	14-FEB-2008 05:59:01	Bright	37.000	17	78Bet Gem	1.1610	4500.0	74	31150	No
84	GOM_NL__2PRFIN20080214_061625_000000362066_00034_31150_5655.N1	14-FEB-2008 06:16:25	Bright	35.500	49	1Alp UMi	1.9900	6300.0	71	31150	No
85	GOM_NL__2PRFIN20080214_062317_000000352066_00034_31150_5656.N1	14-FEB-2008 06:23:17	Bright	35.000	89	5Alp Cep	2.4510	8000.0	70	31150	No
86	GOM_NL__2PRFIN20080214_062824_000000342066_00034_31150_5657.N1	14-FEB-2008 06:28:24	Bright	34.000	19	50Alp Cyg	1.2460	10500.	68	31150	No
87	GOM_NL__2PRFIN20080214_063002_000000362066_00034_31150_5658.N1	14-FEB-2008 06:30:02	Bright	35.500	66	37Gam Cyg	2.2080	5900.0	71	31150	No
88	GOM_NL__2PRFIN20080214_063813_000000352066_00034_31150_5659.N1	14-FEB-2008 06:38:13	Bright	35.000	168	17Zet Aql	2.9860	11000.	70	31150	No
89	GOM_NL__2PRFIN20080214_064925_000000412066_00034_31150_5660.N1	14-FEB-2008 06:49:25	Twilight	41.000	57	34Sig Sgr	2.0660	26000.	82	31150	No
90	GOM_NL__2PRFIN20080214_065209_000000392066_00034_31150_5661.N1	14-FEB-2008 06:52:09	Dark	39.000	38	20Eps Sgr	1.8360	11000.	78	31150	No
91	GOM_NL__2PRFIN20080214_065413_000000432066_00034_31150_5662.N1	14-FEB-2008 06:54:13	Dark	42.500	25	35Lam Sco	1.6200	28000.	85	31150	No
92	GOM_NL__2PRFIN20080214_065531_000000432066_00034_31150_5663.N1	14-FEB-2008 06:55:31	Dark	43.000	40	The Sco	1.8590	7100.0	86	31150	No
93	GOM_NL__2PRFIN20080214_065718_000000372066_00034_31150_5664.N1	14-FEB-2008 06:57:18	Dark	37.000	147	Alp Ara	2.8770	26000.	74	31150	No
94	GOM_NL__2PRFIN20080214_070450_000000552066_00035_31151_5680.N1	14-FEB-2008 07:04:50	Dark	55.000	4	Alp1Cen	-0.010000	5800.0	110	31151	No
95	GOM_NL__2PRFIN20080214_070609_000000442066_00035_31151_5681.N1	14-FEB-2008 07:06:09	Dark	43.500	10	Bet Cen	0.61000	28000.	87	31151	No
96	GOM_NL__2PRFIN20080214_070916_000000452066_00035_31151_5682.N1	14-FEB-2008 07:09:16	Dark	45.000	12	Alp1Cru	0.77500	30000.	90	31151	No
97	GOM_NL__2PRFIN20080214_071150_000000382066_00035_31151_5683.N1	14-FEB-2008 07:11:50	Dark	37.500	29	Bet Car	1.6720	10200.	75	31151	No
98	GOM_NL__2PRFIN20080214_071426_000000412066_00035_31151_5684.N1	14-FEB-2008 07:14:26	Dark	40.500	71	lot Car	2.2460	7700.0	81	31151	No
99	GOM_NL__2PRFIN20080214_071605_000000402066_00035_31151_5685.N1	14-FEB-2008 07:16:05	Dark	40.000	46	Del Vel	1.9540	10600.	80	31151	No
100	GOM_NL__2PRFIN20080214_071828_000000382066_00035_31151_5686.N1	14-FEB-2008 07:18:28	Straylight	38.000	34	Gam2Vel	1.7930	23000.	76	31151	No
101	GOM_NL__2PRFIN20080214_072033_000000382066_00035_31151_5687.N1	14-FEB-2008 07:20:33	Straylight	37.500	70	Zet Pup	2.2460	39000.	75	31151	No

102	GOM_NL__2PRFIN20080214_072450_000000372066_00035_31151_5688.N1	14-FEB-2008 07:24:50	Straylight	37.000	132	15Rho Pup	2.8030	6900.0	74	31151	No
103	GOM_NL__2PRFIN20080214_073318_000000512066_00035_31151_5689.N1	14-FEB-2008 07:33:18	Bright	50.500	8	10Alp CMi	0.40000	6500.0	101	31151	No
104	GOM_NL__2PRFIN20080214_073937_000000382066_00035_31151_5690.N1	14-FEB-2008 07:39:37	Bright	38.000	17	78Bet Gem	1.1610	4500.0	76	31151	No
105	GOM_NL__2PRFIN20080214_075701_000000362066_00035_31151_5691.N1	14-FEB-2008 07:57:01	Bright	35.500	49	1Alp UMi	1.9900	6300.0	71	31151	No
106	GOM_NL__2PRFIN20080214_080353_000000362066_00035_31151_5692.N1	14-FEB-2008 08:03:53	Bright	35.500	89	5Alp Cep	2.4510	8000.0	71	31151	No
107	GOM_NL__2PRFIN20080214_080901_000000342066_00035_31151_5693.N1	14-FEB-2008 08:09:01	Bright	34.000	19	50Alp Cyg	1.2460	10500.	68	31151	No
108	GOM_NL__2PRFIN20080214_081038_000000342066_00035_31151_5694.N1	14-FEB-2008 08:10:38	Bright	34.000	66	37Gam Cyg	2.2080	5900.0	68	31151	No
109	GOM_NL__2PRFIN20080214_081849_000000342066_00035_31151_5695.N1	14-FEB-2008 08:18:49	Bright	34.000	168	17Zet Aql	2.9860	11000.	68	31151	No
110	GOM_NL__2PRFIN20080214_083001_000000392066_00035_31151_5696.N1	14-FEB-2008 08:30:01	Twilight	39.000	57	34Sig Sgr	2.0660	26000.	78	31151	No
111	GOM_NL__2PRFIN20080214_083245_000000422066_00035_31151_5697.N1	14-FEB-2008 08:32:45	Dark	42.000	38	20Eps Sgr	1.8360	11000.	84	31151	No
112	GOM_NL__2PRFIN20080214_083449_000000412066_00035_31151_5698.N1	14-FEB-2008 08:34:49	Dark	40.500	25	35Lam Sco	1.6200	28000.	81	31151	No
113	GOM_NL__2PRFIN20080214_083607_000000432066_00035_31151_5699.N1	14-FEB-2008 08:36:07	Dark	42.500	40	The Sco	1.8590	7100.0	85	31151	No
114	GOM_NL__2PRFIN20080214_083754_000000392066_00035_31151_5700.N1	14-FEB-2008 08:37:54	Dark	38.500	147	Alp Ara	2.8770	26000.	77	31151	No
115	GOM_NL__2PRFIN20080214_084527_000000552066_00036_31152_5691.N1	14-FEB-2008 08:45:27	Dark	55.000	4	Alp1Cen	-0.010000	5800.0	110	31152	No
116	GOM_NL__2PRFIN20080214_084645_000000422066_00036_31152_5692.N1	14-FEB-2008 08:46:45	Dark	41.500	10	Bet Cen	0.61000	28000.	83	31152	No
117	GOM_NL__2PRFIN20080214_084953_000000492066_00036_31152_5693.N1	14-FEB-2008 08:49:53	Dark	48.500	12	Alp1Cru	0.77500	30000.	97	31152	No
118	GOM_NL__2PRFIN20080214_085227_000000372066_00036_31152_5694.N1	14-FEB-2008 08:52:27	Dark	36.500	29	Bet Car	1.6720	10200.	73	31152	No
119	GOM_NL__2PRFIN20080214_085503_000000382066_00036_31152_5695.N1	14-FEB-2008 08:55:03	Dark	37.500	71	lot Car	2.2460	7700.0	75	31152	No
120	GOM_NL__2PRFIN20080214_085641_000000382066_00036_31152_5696.N1	14-FEB-2008 08:56:41	Dark	38.000	46	Del Vel	1.9540	10600.	76	31152	No
121	GOM_NL__2PRFIN20080214_085905_000000372066_00036_31152_5697.N1	14-FEB-2008 08:59:05	Straylight	37.000	34	Gam2Vel	1.7930	23000.	74	31152	No
122	GOM_NL__2PRFIN20080214_090109_000000372066_00036_31152_5698.N1	14-FEB-2008 09:01:09	Straylight	37.000	70	Zet Pup	2.2460	39000.	74	31152	No
123	GOM_NL__2PRFIN20080214_090527_000000372066_00036_31152_5699.N1	14-FEB-2008 09:05:27	Straylight	36.500	132	15Rho Pup	2.8030	6900.0	73	31152	No
124	GOM_NL__2PRFIN20080214_091354_000000522066_00036_31152_5700.N1	14-FEB-2008 09:13:54	Bright	52.000	8	10Alp CMi	0.40000	6500.0	104	31152	No
125	GOM_NL__2PRFIN20080214_092013_000000402066_00036_31152_5701.N1	14-FEB-2008 09:20:13	Bright	39.500	17	78Bet Gem	1.1610	4500.0	79	31152	No
126	GOM_NL__2PRFIN20080214_093737_000000362066_00036_31152_5702.N1	14-FEB-2008 09:37:37	Bright	35.500	49	1Alp UMi	1.9900	6300.0	71	31152	No
127	GOM_NL__2PRFIN20080214_094430_000000352066_00036_31152_5703.N1	14-FEB-2008 09:44:30	Bright	34.500	89	5Alp Cep	2.4510	8000.0	69	31152	No
128	GOM_NL__2PRFIN20080214_094937_000000352066_00036_31152_5704.N1	14-FEB-2008 09:49:37	Bright	34.500	19	50Alp Cyg	1.2460	10500.	69	31152	No
129	GOM_NL__2PRFIN20080214_095114_000000342066_00036_31152_5705.N1	14-FEB-2008 09:51:14	Bright	34.000	66	37Gam Cyg	2.2080	5900.0	68	31152	No
130	GOM_NL__2PRFIN20080214_095925_000000342066_00036_31152_5706.N1	14-FEB-2008 09:59:25	Bright	34.000	168	17Zet Aql	2.9860	11000.	68	31152	No
131	GOM_NL__2PRFIN20080214_101038_000000392066_00036_31152_5707.N1	14-FEB-2008 10:10:38	Twilight	38.500	57	34Sig Sgr	2.0660	26000.	77	31152	No
132	GOM_NL__2PRFIN20080214_101321_000000402066_00036_31152_5708.N1	14-FEB-2008 10:13:21	Dark	40.000	38	20Eps Sgr	1.8360	11000.	80	31152	No
133	GOM_NL__2PRFIN20080214_101526_000000422066_00036_31152_5709.N1	14-FEB-2008 10:15:26	Dark	42.000	25	35Lam Sco	1.6200	28000.	84	31152	No
134	GOM_NL__2PRFIN20080214_101644_000000412066_00036_31152_5710.N1	14-FEB-2008 10:16:44	Dark	40.500	40	The Sco	1.8590	7100.0	81	31152	No
135	GOM_NL__2PRFIN20080214_101830_000000392066_00036_31152_5711.N1	14-FEB-2008 10:18:30	Dark	39.000	147	Alp Ara	2.8770	26000.	78	31152	No
136	GOM_NL__2PRFIN20080214_101958_000000412066_00036_31152_5712.N1	14-FEB-2008 10:19:58	Dark	41.000	141	Bet Ara	2.8400	4600.0	82	31152	No
137	GOM_NL__2PRFIN20080214_102603_000000572066_00037_31153_5704.N1	14-FEB-2008 10:26:03	Dark	57.000	4	Alp1Cen	-0.010000	5800.0	114	31153	No
138	GOM_NL__2PRFIN20080214_102722_000000412066_00037_31153_5705.N1	14-FEB-2008 10:27:22	Dark	40.500	10	Bet Cen	0.61000	28000.	81	31153	No
139	GOM_NL__2PRFIN20080214_103029_000000502066_00037_31153_5706.N1	14-FEB-2008 10:30:29	Dark	50.000	12	Alp1Cru	0.77500	30000.	100	31153	No
140	GOM_NL__2PRFIN20080214_103303_000000372066_00037_31153_5707.N1	14-FEB-2008 10:33:03	Dark	37.000	29	Bet Car	1.6720	10200.	74	31153	No
141	GOM_NL__2PRFIN20080214_103539_000000382066_00037_31153_5708.N1	14-FEB-2008 10:35:39	Dark	37.500	71	lot Car	2.2460	7700.0	75	31153	No
142	GOM_NL__2PRFIN20080214_103717_000000382066_00037_31153_5709.N1	14-FEB-2008 10:37:17	Dark	37.500	46	Del Vel	1.9540	10600.	75	31153	No
143	GOM_NL__2PRFIN20080214_103941_000000422066_00037_31153_5710.N1	14-FEB-2008 10:39:41	Straylight	41.500	34	Gam2Vel	1.7930	23000.	83	31153	No
144	GOM_NL__2PRFIN20080214_104145_000000362066_00037_31153_5711.N1	14-FEB-2008 10:41:45	Straylight	36.000	70	Zet Pup	2.2460	39000.	72	31153	No
145	GOM_NL__2PRFIN20080214_104603_000000392066_00037_31153_5712.N1	14-FEB-2008 10:46:03	Straylight	38.500	132	15Rho Pup	2.8030	6900.0	77	31153	No
146	GOM_NL__2PRFIN20080214_105430_000000502066_00037_31153_5713.N1	14-FEB-2008 10:54:30	Bright	49.500	8	10Alp CMi	0.40000	6500.0	99	31153	No
147	GOM_NL__2PRFIN20080214_110049_000000392066_00037_31153_5714.N1	14-FEB-2008 11:00:49	Bright	38.500	17	78Bet Gem	1.1610	4500.0	77	31153	No
148	GOM_NL__2PRFIN20080214_111813_000000362066_00037_31153_5715.N1	14-FEB-2008 11:18:13	Bright	35.500	49	1Alp UMi	1.9900	6300.0	71	31153	No
149	GOM_NL__2PRFIN20080214_112506_000000362066_00037_31153_5716.N1	14-FEB-2008 11:25:06	Bright	35.500	89	5Alp Cep	2.4510	8000.0	71	31153	No
150	GOM_NL__2PRFIN20080214_113013_000000332066_00037_31153_5717.N1	14-FEB-2008 11:30:13	Bright	32.500	19	50Alp Cyg	1.2460	10500.	65	31153	No
151	GOM_NL__2PRFIN20080214_113150_000000352066_00037_31153_5718.N1	14-FEB-2008 11:31:50	Bright	34.500	66	37Gam Cyg	2.2080	5900.0	69	31153	No
152	GOM_NL__2PRFIN20080214_114002_000000342066_00037_31153_5719.N1	14-FEB-2008 11:40:02	Bright	34.000	168	17Zet Aql	2.9860	11000.	68	31153	No
153	GOM_NL__2PRFIN20080214_115114_000000372066_00037_31153_5720.N1	14-FEB-2008 11:51:14	Twilight	36.500	57	34Sig Sgr	2.0660	26000.	73	31153	No
154	GOM_NL__2PRFIN20080214_115358_000000422066_00037_31153_5721.N1	14-FEB-2008 11:53:58	Dark	42.000	38	20Eps Sgr	1.8360	11000.	84	31153	No
155	GOM_NL__2PRFIN20080214_115602_000000432066_00037_31153_5722.N1	14-FEB-2008 11:56:02	Dark	42.500	25	35Lam Sco	1.6200	28000.	85	31153	No
156	GOM_NL__2PRFIN20080214_115720_000000432066_00037_31153_5723.N1	14-FEB-2008 11:57:20	Dark	42.500	40	The Sco	1.8590	7100.0	85	31153	No
157	GOM_NL__2PRFIN20080214_115907_000000382066_00037_31153_5724.N1	14-FEB-2008 11:59:07	Dark	38.000	147	Alp Ara	2.8770	26000.	76	31153	No
158	GOM_NL__2PRFIN20080214_120034_000000382066_00037_31153_5725.N1	14-FEB-2008 12:00:34	Dark	37.500	141	Bet Ara	2.8400	4600.0	75	31153	No
159	GOM_NL__2PRFIN20080214_120640_000000572066_00038_31154_5712.N1	14-FEB-2008 12:06:40	Dark	57.000	4	Alp1Cen	-0.010000	5800.0	114	31154	No
160	GOM_NL__2PRFIN20080214_120758_000000482066_00038_31154_5713.N1	14-FEB-2008 12:07:58	Dark	48.000	10	Bet Cen	0.61000	28000.	96	31154	No

161	GOM_NL__2PRFIN20080214_121105_000000412066_00038_31154_5714.N1	14-FEB-2008 12:11:05	Dark	40.500	12	Alp1Cru	0.77500	30000.	81	31154	No
162	GOM_NL__2PRFIN20080214_121339_000000372066_00038_31154_5715.N1	14-FEB-2008 12:13:39	Dark	37.000	29	Bet Car	1.6720	10200.	74	31154	No
163	GOM_NL__2PRFIN20080214_121615_000000372066_00038_31154_5716.N1	14-FEB-2008 12:16:15	Dark	36.500	71	lot Car	2.2460	7700.0	73	31154	No
164	GOM_NL__2PRFIN20080214_121753_000000372066_00038_31154_5717.N1	14-FEB-2008 12:17:53	Dark	36.500	46	Del Vel	1.9540	10600.	73	31154	No
165	GOM_NL__2PRFIN20080214_122017_000000382066_00038_31154_5718.N1	14-FEB-2008 12:20:17	Straylight	38.000	34	Gam2Vel	1.7930	23000.	76	31154	No
166	GOM_NL__2PRFIN20080214_122221_000000382066_00038_31154_5719.N1	14-FEB-2008 12:22:21	Straylight	37.500	70	Zet Pup	2.2460	39000.	75	31154	No
167	GOM_NL__2PRFIN20080214_122639_000000392066_00038_31154_5720.N1	14-FEB-2008 12:26:39	Straylight	38.500	132	15Rho Pup	2.8030	6900.0	77	31154	No
168	GOM_NL__2PRFIN20080214_123507_000000522066_00038_31154_5721.N1	14-FEB-2008 12:35:07	Bright	52.000	8	10Alp CMi	0.40000	6500.0	104	31154	No
169	GOM_NL__2PRFIN20080214_124125_000000392066_00038_31154_5722.N1	14-FEB-2008 12:41:25	Bright	39.000	17	78Bet Gem	1.1610	4500.0	78	31154	No
170	GOM_NL__2PRFIN20080214_125848_000000372066_00038_31154_5723.N1	14-FEB-2008 12:58:48	Bright	37.000	49	1Alp UMi	1.9900	6300.0	74	31154	No
171	GOM_NL__2PRFIN20080214_130542_000000342066_00038_31154_5724.N1	14-FEB-2008 13:05:42	Bright	34.000	89	5Alp Cep	2.4510	8000.0	68	31154	No
172	GOM_NL__2PRFIN20080214_131049_000000352066_00038_31154_5725.N1	14-FEB-2008 13:10:49	Bright	34.500	19	50Alp Cyg	1.2460	10500.	69	31154	No
173	GOM_NL__2PRFIN20080214_131226_000000332066_00038_31154_5726.N1	14-FEB-2008 13:12:26	Bright	33.000	66	37Gam Cyg	2.2080	5900.0	66	31154	No
174	GOM_NL__2PRFIN20080214_132038_000000342066_00038_31154_5727.N1	14-FEB-2008 13:20:38	Bright	34.000	168	17Zet Aql	2.9860	11000.	68	31154	No
175	GOM_NL__2PRFIN20080214_133150_000000412066_00038_31154_5728.N1	14-FEB-2008 13:31:50	Twilight	40.500	57	34Sig Sgr	2.0660	26000.	81	31154	No
176	GOM_NL__2PRFIN20080214_133434_000000442066_00038_31154_5729.N1	14-FEB-2008 13:34:34	Dark	43.500	38	20Eps Sgr	1.8360	11000.	87	31154	No
177	GOM_NL__2PRFIN20080214_133638_000000452066_00038_31154_5730.N1	14-FEB-2008 13:36:38	Dark	45.000	25	35Lam Sco	1.6200	28000.	90	31154	No
178	GOM_NL__2PRFIN20080214_133756_000000462066_00038_31154_5731.N1	14-FEB-2008 13:37:56	Dark	45.500	40	The Sco	1.8590	7100.0	91	31154	No
179	GOM_NL__2PRFIN20080214_133943_000000372066_00038_31154_5732.N1	14-FEB-2008 13:39:43	Dark	37.000	147	Alp Ara	2.8770	26000.	74	31154	No
180	GOM_NL__2PRFIN20080214_134111_000000412066_00038_31154_5733.N1	14-FEB-2008 13:41:11	Dark	40.500	141	Bet Ara	2.8400	4600.0	81	31154	No
181	GOM_NL__2PRFIN20080214_134716_000000422066_00039_31155_5722.N1	14-FEB-2008 13:47:16	Dark	42.000	4	Alp1Cen	-0.010000	5800.0	84	31155	No
182	GOM_NL__2PRFIN20080214_134835_000000422066_00039_31155_5723.N1	14-FEB-2008 13:48:35	Dark	41.500	10	Bet Cen	0.61000	28000.	83	31155	No
183	GOM_NL__2PRFIN20080214_135142_000000422066_00039_31155_5724.N1	14-FEB-2008 13:51:42	Dark	41.500	12	Alp1Cru	0.77500	30000.	83	31155	No
184	GOM_NL__2PRFIN20080214_135415_000000372066_00039_31155_5725.N1	14-FEB-2008 13:54:15	Dark	37.000	29	Bet Car	1.6720	10200.	74	31155	No
185	GOM_NL__2PRFIN20080214_135651_000000382066_00039_31155_5726.N1	14-FEB-2008 13:56:51	Dark	37.500	71	lot Car	2.2460	7700.0	75	31155	No
186	GOM_NL__2PRFIN20080214_135829_000000382066_00039_31155_5727.N1	14-FEB-2008 13:58:29	Dark	38.000	46	Del Vel	1.9540	10600.	76	31155	No
187	GOM_NL__2PRFIN20080214_140053_000000412066_00039_31155_5728.N1	14-FEB-2008 14:00:53	Straylight	41.000	34	Gam2Vel	1.7930	23000.	82	31155	No
188	GOM_NL__2PRFIN20080214_140257_000000372066_00039_31155_5729.N1	14-FEB-2008 14:02:57	Straylight	37.000	70	Zet Pup	2.2460	39000.	74	31155	No
189	GOM_NL__2PRFIN20080214_140715_000000392066_00039_31155_5730.N1	14-FEB-2008 14:07:15	Straylight	38.500	132	15Rho Pup	2.8030	6900.0	77	31155	No
190	GOM_NL__2PRFIN20080214_141543_000000482066_00039_31155_5731.N1	14-FEB-2008 14:15:43	Bright	47.500	8	10Alp CMi	0.40000	6500.0	95	31155	No
191	GOM_NL__2PRFIN20080214_142201_000000382066_00039_31155_5732.N1	14-FEB-2008 14:22:01	Bright	37.500	17	78Bet Gem	1.1610	4500.0	75	31155	No
192	GOM_NL__2PRFIN20080214_143925_000000342066_00039_31155_5733.N1	14-FEB-2008 14:39:25	Bright	33.500	49	1Alp UMi	1.9900	6300.0	67	31155	No
193	GOM_NL__2PRFIN20080214_144618_000000362066_00039_31155_5734.N1	14-FEB-2008 14:46:18	Bright	35.500	89	5Alp Cep	2.4510	8000.0	71	31155	No
194	GOM_NL__2PRFIN20080214_145125_000000362066_00039_31155_5735.N1	14-FEB-2008 14:51:25	Bright	35.500	19	50Alp Cyg	1.2460	10500.	71	31155	No
195	GOM_NL__2PRFIN20080214_145302_000000342066_00039_31155_5736.N1	14-FEB-2008 14:53:02	Bright	33.500	66	37Gam Cyg	2.2080	5900.0	67	31155	No
196	GOM_NL__2PRFIN20080214_150114_000000342066_00039_31155_5737.N1	14-FEB-2008 15:01:14	Bright	34.000	168	17Zet Aql	2.9860	11000.	68	31155	No
197	GOM_NL__2PRFIN20080214_151226_000000382066_00039_31155_5738.N1	14-FEB-2008 15:12:26	Twilight	37.500	57	34Sig Sgr	2.0660	26000.	75	31155	No
198	GOM_NL__2PRFIN20080214_151510_000000402066_00039_31155_5739.N1	14-FEB-2008 15:15:10	Dark	39.500	38	20Eps Sgr	1.8360	11000.	79	31155	No
199	GOM_NL__2PRFIN20080214_151715_000000412066_00039_31155_5740.N1	14-FEB-2008 15:17:15	Dark	41.000	25	35Lam Sco	1.6200	28000.	82	31155	No
200	GOM_NL__2PRFIN20080214_151833_000000462066_00039_31155_5741.N1	14-FEB-2008 15:18:33	Dark	46.000	40	The Sco	1.8590	7100.0	92	31155	No
201	GOM_NL__2PRFIN20080214_152019_000000372066_00039_31155_5742.N1	14-FEB-2008 15:20:19	Dark	37.000	147	Alp Ara	2.8770	26000.	74	31155	No
202	GOM_NL__2PRFIN20080214_152147_000000382066_00039_31155_5743.N1	14-FEB-2008 15:21:47	Dark	38.000	141	Bet Ara	2.8400	4600.0	76	31155	No
203	GOM_NL__2PRFIN20080214_152753_000000432066_00040_31156_5729.N1	14-FEB-2008 15:27:53	Dark	42.500	4	Alp1Cen	-0.010000	5800.0	85	31156	No
204	GOM_NL__2PRFIN20080214_152911_000000422066_00040_31156_5730.N1	14-FEB-2008 15:29:11	Dark	42.000	10	Bet Cen	0.61000	28000.	84	31156	No
205	GOM_NL__2PRFIN20080214_153218_000000402066_00040_31156_5731.N1	14-FEB-2008 15:32:18	Dark	39.500	12	Alp1Cru	0.77500	30000.	79	31156	No
206	GOM_NL__2PRFIN20080214_153451_000000382066_00040_31156_5732.N1	14-FEB-2008 15:34:51	Dark	37.500	29	Bet Car	1.6720	10200.	75	31156	No
207	GOM_NL__2PRFIN20080214_153727_000000372066_00040_31156_5733.N1	14-FEB-2008 15:37:27	Dark	36.500	71	lot Car	2.2460	7700.0	73	31156	No
208	GOM_NL__2PRFIN20080214_153905_000000402066_00040_31156_5734.N1	14-FEB-2008 15:39:05	Dark	39.500	46	Del Vel	1.9540	10600.	79	31156	No
209	GOM_NL__2PRFIN20080214_154129_000000412066_00040_31156_5735.N1	14-FEB-2008 15:41:29	Straylight	40.500	34	Gam2Vel	1.7930	23000.	81	31156	No
210	GOM_NL__2PRFIN20080214_154333_000000392066_00040_31156_5736.N1	14-FEB-2008 15:43:33	Straylight	38.500	70	Zet Pup	2.2460	39000.	77	31156	No
211	GOM_NL__2PRFIN20080214_154751_000000402066_00040_31156_5737.N1	14-FEB-2008 15:47:51	Straylight	40.000	132	15Rho Pup	2.8030	6900.0	80	31156	No
212	GOM_NL__2PRFIN20080214_155619_000000522066_00040_31156_5738.N1	14-FEB-2008 15:56:19	Bright	51.500	8	10Alp CMi	0.40000	6500.0	103	31156	No
213	GOM_NL__2PRFIN20080214_160237_000000382066_00040_31156_5739.N1	14-FEB-2008 16:02:37	Bright	38.000	17	78Bet Gem	1.1610	4500.0	76	31156	No
214	GOM_NL__2PRFIN20080214_162000_000000372066_00040_31156_5740.N1	14-FEB-2008 16:20:00	Bright	36.500	49	1Alp UMi	1.9900	6300.0	73	31156	No
215	GOM_NL__2PRFIN20080214_162654_000000362066_00040_31156_5741.N1	14-FEB-2008 16:26:54	Bright	36.000	89	5Alp Cep	2.4510	8000.0	72	31156	No
216	GOM_NL__2PRFIN20080214_163201_000000342066_00040_31156_5742.N1	14-FEB-2008 16:32:01	Bright	33.500	19	50Alp Cyg	1.2460	10500.	67	31156	No
217	GOM_NL__2PRFIN20080214_163338_000000342066_00040_31156_5743.N1	14-FEB-2008 16:33:38	Bright	34.000	66	37Gam Cyg	2.2080	5900.0	68	31156	No
218	GOM_NL__2PRFIN20080214_164150_000000342066_00040_31156_5744.N1	14-FEB-2008 16:41:50	Bright	34.000	168	17Zet Aql	2.9860	11000.	68	31156	No
219	GOM_NL__2PRFIN20080214_165302_000000392066_00040_31156_5745.N1	14-FEB-2008 16:53:02	Twilight	38.500	57	34Sig Sgr	2.0660	26000.	77	31156	No

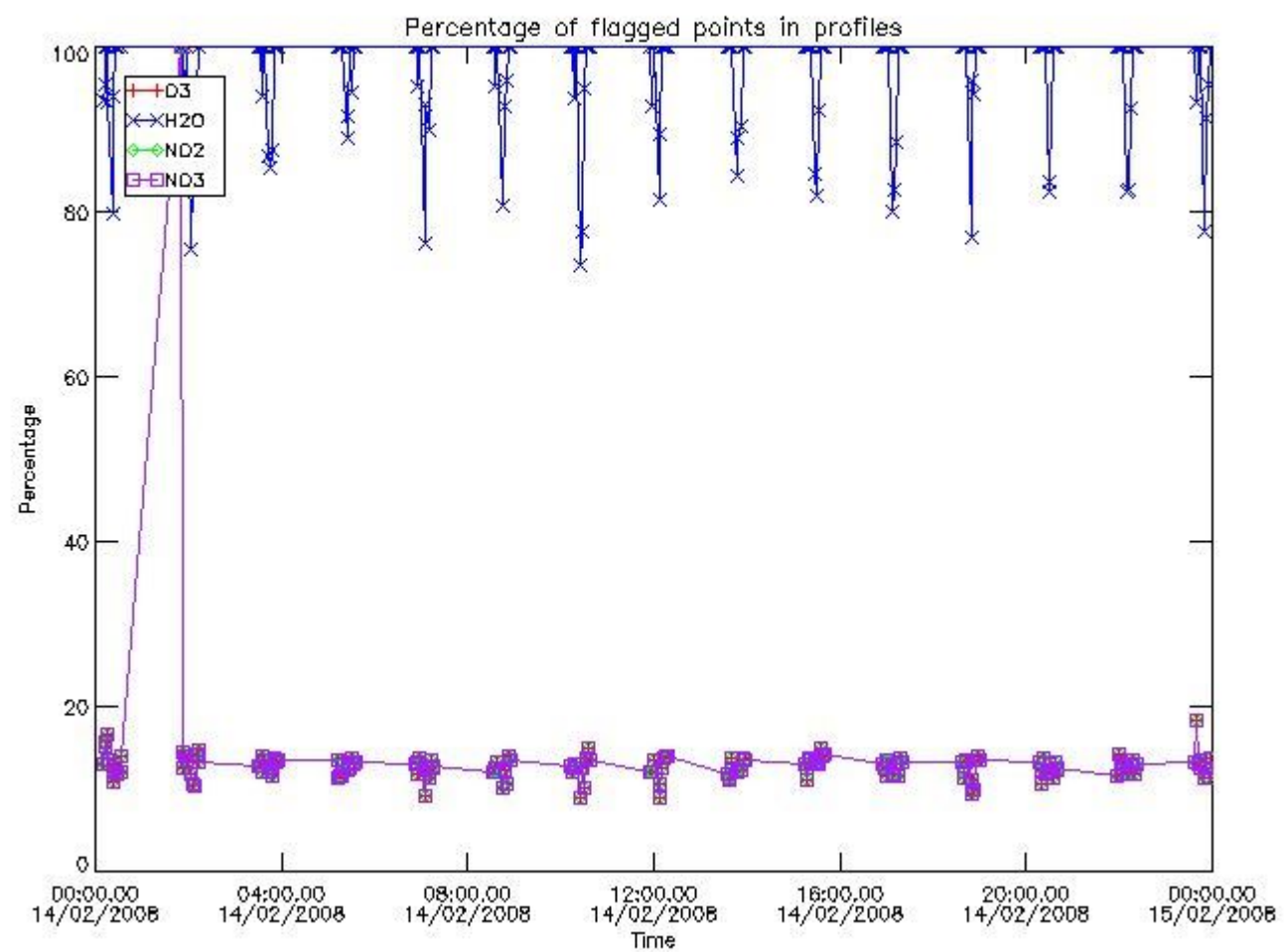
220	GOM_NL__2PRFIN20080214_165547_000000392066_00040_31156_5746.N1	14-FEB-2008 16:55:47	Dark	39.000	38	20Eps Sgr	1.8360	11000.	78	31156	No
221	GOM_NL__2PRFIN20080214_165751_000000412066_00040_31156_5747.N1	14-FEB-2008 16:57:51	Dark	41.000	25	35Lam Sco	1.6200	28000.	82	31156	No
222	GOM_NL__2PRFIN20080214_165909_000000442066_00040_31156_5748.N1	14-FEB-2008 16:59:09	Dark	44.000	40	The Sco	1.8590	7100.0	88	31156	No
223	GOM_NL__2PRFIN20080214_170056_000000382066_00040_31156_5749.N1	14-FEB-2008 17:00:56	Dark	37.500	147	Alp Ara	2.8770	26000.	75	31156	No
224	GOM_NL__2PRFIN20080214_170223_000000382066_00040_31156_5750.N1	14-FEB-2008 17:02:23	Dark	37.500	141	Bet Ara	2.8400	4600.0	75	31156	No
225	GOM_NL__2PRFIN20080214_170830_000000432066_00041_31157_5767.N1	14-FEB-2008 17:08:30	Dark	43.000	4	Alp1Cen	-0.010000	5800.0	86	31157	No
226	GOM_NL__2PRFIN20080214_170948_000000442066_00041_31157_5768.N1	14-FEB-2008 17:09:48	Dark	43.500	10	Bet Cen	0.61000	28000.	87	31157	No
227	GOM_NL__2PRFIN20080214_171255_000000402066_00041_31157_5769.N1	14-FEB-2008 17:12:55	Dark	39.500	12	Alp1Cru	0.77500	30000.	79	31157	No
228	GOM_NL__2PRFIN20080214_171527_000000452066_00041_31157_5770.N1	14-FEB-2008 17:15:27	Dark	44.500	29	Bet Car	1.6720	10200.	89	31157	No
229	GOM_NL__2PRFIN20080214_171803_000000372066_00041_31157_5771.N1	14-FEB-2008 17:18:03	Dark	37.000	71	lot Car	2.2460	7700.0	74	31157	No
230	GOM_NL__2PRFIN20080214_171941_000000392066_00041_31157_5772.N1	14-FEB-2008 17:19:41	Dark	38.500	46	Del Vel	1.9540	10600.	77	31157	No
231	GOM_NL__2PRFIN20080214_172205_000000392066_00041_31157_5773.N1	14-FEB-2008 17:22:05	Straylight	39.000	34	Gam2Vel	1.7930	23000.	78	31157	No
232	GOM_NL__2PRFIN20080214_172410_000000392066_00041_31157_5774.N1	14-FEB-2008 17:24:10	Straylight	38.500	70	Zet Pup	2.2460	39000.	77	31157	No
233	GOM_NL__2PRFIN20080214_172827_000000422066_00041_31157_5775.N1	14-FEB-2008 17:28:27	Straylight	42.000	132	15Rho Pup	2.8030	6900.0	84	31157	No
234	GOM_NL__2PRFIN20080214_173655_000000522066_00041_31157_5776.N1	14-FEB-2008 17:36:55	Bright	51.500	8	10Alp CMi	0.40000	6500.0	103	31157	No
235	GOM_NL__2PRFIN20080214_174313_000000382066_00041_31157_5777.N1	14-FEB-2008 17:43:13	Bright	38.000	17	78Bet Gem	1.1610	4500.0	76	31157	No
236	GOM_NL__2PRFIN20080214_180036_000000362066_00041_31157_5778.N1	14-FEB-2008 18:00:36	Bright	35.500	49	1Alp UMi	1.9900	6300.0	71	31157	No
237	GOM_NL__2PRFIN20080214_180730_000000362066_00041_31157_5779.N1	14-FEB-2008 18:07:30	Bright	36.000	89	5Alp Cep	2.4510	8000.0	72	31157	No
238	GOM_NL__2PRFIN20080214_181237_000000342066_00041_31157_5780.N1	14-FEB-2008 18:12:37	Bright	33.500	19	50Alp Cyg	1.2460	10500.	67	31157	No
239	GOM_NL__2PRFIN20080214_181415_000000352066_00041_31157_5781.N1	14-FEB-2008 18:14:15	Bright	34.500	66	37Gam Cyg	2.2080	5900.0	69	31157	No
240	GOM_NL__2PRFIN20080214_182226_000000342066_00041_31157_5782.N1	14-FEB-2008 18:22:26	Bright	34.000	168	17Zet Aql	2.9860	11000.	68	31157	No
241	GOM_NL__2PRFIN20080214_183338_000000412066_00041_31157_5783.N1	14-FEB-2008 18:33:38	Twilight	40.500	57	34Sig Sgr	2.0660	26000.	81	31157	No
242	GOM_NL__2PRFIN20080214_183623_000000392066_00041_31157_5784.N1	14-FEB-2008 18:36:23	Dark	38.500	38	20Eps Sgr	1.8360	11000.	77	31157	No
243	GOM_NL__2PRFIN20080214_183828_000000432066_00041_31157_5785.N1	14-FEB-2008 18:38:28	Dark	42.500	25	35Lam Sco	1.6200	28000.	85	31157	No
244	GOM_NL__2PRFIN20080214_183946_000000452066_00041_31157_5786.N1	14-FEB-2008 18:39:46	Dark	45.000	40	The Sco	1.8590	7100.0	90	31157	No
245	GOM_NL__2PRFIN20080214_184132_000000382066_00041_31157_5787.N1	14-FEB-2008 18:41:32	Dark	37.500	147	Alp Ara	2.8770	26000.	75	31157	No
246	GOM_NL__2PRFIN20080214_184300_000000392066_00041_31157_5788.N1	14-FEB-2008 18:43:00	Dark	38.500	141	Bet Ara	2.8400	4600.0	77	31157	No
247	GOM_NL__2PRFIN20080214_184906_000000552066_00042_31158_5780.N1	14-FEB-2008 18:49:06	Dark	54.500	4	Alp1Cen	-0.010000	5800.0	109	31158	No
248	GOM_NL__2PRFIN20080214_185025_000000512066_00042_31158_5781.N1	14-FEB-2008 18:50:25	Dark	50.500	10	Bet Cen	0.61000	28000.	101	31158	No
249	GOM_NL__2PRFIN20080214_185331_000000522066_00042_31158_5782.N1	14-FEB-2008 18:53:31	Dark	51.500	12	Alp1Cru	0.77500	30000.	103	31158	No
250	GOM_NL__2PRFIN20080214_185603_000000382066_00042_31158_5783.N1	14-FEB-2008 18:56:03	Dark	37.500	29	Bet Car	1.6720	10200.	75	31158	No
251	GOM_NL__2PRFIN20080214_185840_000000372066_00042_31158_5784.N1	14-FEB-2008 18:58:40	Dark	36.500	71	lot Car	2.2460	7700.0	73	31158	No
252	GOM_NL__2PRFIN20080214_190018_000000372066_00042_31158_5785.N1	14-FEB-2008 19:00:18	Dark	37.000	46	Del Vel	1.9540	10600.	74	31158	No
253	GOM_NL__2PRFIN20080214_190241_000000412066_00042_31158_5786.N1	14-FEB-2008 19:02:41	Straylight	40.500	34	Gam2Vel	1.7930	23000.	81	31158	No
254	GOM_NL__2PRFIN20080214_190446_000000422066_00042_31158_5787.N1	14-FEB-2008 19:04:46	Straylight	41.500	70	Zet Pup	2.2460	39000.	83	31158	No
255	GOM_NL__2PRFIN20080214_190903_000000392066_00042_31158_5788.N1	14-FEB-2008 19:09:03	Straylight	39.000	132	15Rho Pup	2.8030	6900.0	78	31158	No
256	GOM_NL__2PRFIN20080214_191731_000000492066_00042_31158_5789.N1	14-FEB-2008 19:17:31	Bright	49.000	8	10Alp CMi	0.40000	6500.0	98	31158	No
257	GOM_NL__2PRFIN20080214_192349_000000382066_00042_31158_5790.N1	14-FEB-2008 19:23:49	Bright	38.000	17	78Bet Gem	1.1610	4500.0	76	31158	No
258	GOM_NL__2PRFIN20080214_194113_000000362066_00042_31158_5791.N1	14-FEB-2008 19:41:13	Bright	36.000	49	1Alp UMi	1.9900	6300.0	72	31158	No
259	GOM_NL__2PRFIN20080214_194807_000000362066_00042_31158_5792.N1	14-FEB-2008 19:48:07	Bright	36.000	89	5Alp Cep	2.4510	8000.0	72	31158	No
260	GOM_NL__2PRFIN20080214_195313_000000352066_00042_31158_5793.N1	14-FEB-2008 19:53:13	Bright	34.500	19	50Alp Cyg	1.2460	10500.	69	31158	No
261	GOM_NL__2PRFIN20080214_195451_000000342066_00042_31158_5794.N1	14-FEB-2008 19:54:51	Bright	33.500	66	37Gam Cyg	2.2080	5900.0	67	31158	No
262	GOM_NL__2PRFIN20080214_200302_000000342066_00042_31158_5795.N1	14-FEB-2008 20:03:02	Bright	34.000	168	17Zet Aql	2.9860	11000.	68	31158	No
263	GOM_NL__2PRFIN20080214_201415_000000392066_00042_31158_5796.N1	14-FEB-2008 20:14:15	Twilight	39.000	57	34Sig Sgr	2.0660	26000.	78	31158	No
264	GOM_NL__2PRFIN20080214_201659_000000392066_00042_31158_5797.N1	14-FEB-2008 20:16:59	Dark	38.500	38	20Eps Sgr	1.8360	11000.	77	31158	No
265	GOM_NL__2PRFIN20080214_201905_000000422066_00042_31158_5798.N1	14-FEB-2008 20:19:05	Dark	41.500	25	35Lam Sco	1.6200	28000.	83	31158	No
266	GOM_NL__2PRFIN20080214_202022_000000492066_00042_31158_5799.N1	14-FEB-2008 20:20:22	Dark	48.500	40	The Sco	1.8590	7100.0	97	31158	No
267	GOM_NL__2PRFIN20080214_202209_000000372066_00042_31158_5800.N1	14-FEB-2008 20:22:09	Dark	37.000	147	Alp Ara	2.8770	26000.	74	31158	No
268	GOM_NL__2PRFIN20080214_202336_000000432066_00042_31158_5801.N1	14-FEB-2008 20:23:36	Dark	43.000	141	Bet Ara	2.8400	4600.0	86	31158	No
269	GOM_NL__2PRFIN20080214_202943_000000432066_00043_31159_5795.N1	14-FEB-2008 20:29:43	Dark	43.000	4	Alp1Cen	-0.010000	5800.0	86	31159	No
270	GOM_NL__2PRFIN20080214_203101_000000472066_00043_31159_5796.N1	14-FEB-2008 20:31:01	Dark	46.500	10	Bet Cen	0.61000	28000.	93	31159	No
271	GOM_NL__2PRFIN20080214_203408_000000452066_00043_31159_5797.N1	14-FEB-2008 20:34:08	Dark	45.000	12	Alp1Cru	0.77500	30000.	90	31159	No
272	GOM_NL__2PRFIN20080214_203639_000000392066_00043_31159_5798.N1	14-FEB-2008 20:36:39	Dark	38.500	29	Bet Car	1.6720	10200.	77	31159	No
273	GOM_NL__2PRFIN20080214_203916_000000422066_00043_31159_5799.N1	14-FEB-2008 20:39:16	Dark	41.500	71	lot Car	2.2460	7700.0	83	31159	No
274	GOM_NL__2PRFIN20080214_204054_000000412066_00043_31159_5800.N1	14-FEB-2008 20:40:54	Dark	41.000	46	Del Vel	1.9540	10600.	82	31159	No
275	GOM_NL__2PRFIN20080214_204317_000000412066_00043_31159_5801.N1	14-FEB-2008 20:43:17	Straylight	41.000	34	Gam2Vel	1.7930	23000.	82	31159	No
276	GOM_NL__2PRFIN20080214_204522_000000392066_00043_31159_5802.N1	14-FEB-2008 20:45:22	Straylight	39.000	70	Zet Pup	2.2460	39000.	78	31159	No
277	GOM_NL__2PRFIN20080214_204939_000000382066_00043_31159_5803.N1	14-FEB-2008 20:49:39	Straylight	38.000	132	15Rho Pup	2.8030	6900.0	76	31159	No
278	GOM_NL__2PRFIN20080214_205807_000000522066_00043_31159_5804.N1	14-FEB-2008 20:58:07	Bright	51.500	8	10Alp CMi	0.40000	6500.0	103	31159	No

279	GOM_NL__2PRFIN20080214_210425_000000382066_00043_31159_5805.N1	14-FEB-2008 21:04:25	Bright	38.000	17	78Bet Gem	1.1610	4500.0	76	31159	No
280	GOM_NL__2PRFIN20080214_212148_000000342066_00043_31159_5806.N1	14-FEB-2008 21:21:48	Bright	34.000	49	1Alp UMi	1.9900	6300.0	68	31159	No
281	GOM_NL__2PRFIN20080214_212843_000000362066_00043_31159_5807.N1	14-FEB-2008 21:28:43	Bright	35.500	89	5Alp Cep	2.4510	8000.0	71	31159	No
282	GOM_NL__2PRFIN20080214_213350_000000372066_00043_31159_5808.N1	14-FEB-2008 21:33:50	Bright	36.500	19	50Alp Cyg	1.2460	10500.	73	31159	No
283	GOM_NL__2PRFIN20080214_213527_000000342066_00043_31159_5809.N1	14-FEB-2008 21:35:27	Bright	34.000	66	37Gam Cyg	2.2080	5900.0	68	31159	No
284	GOM_NL__2PRFIN20080214_214338_000000352066_00043_31159_5810.N1	14-FEB-2008 21:43:38	Bright	35.000	168	17Zet Aql	2.9860	11000.	70	31159	No
285	GOM_NL__2PRFIN20080214_215451_000000402066_00043_31159_5811.N1	14-FEB-2008 21:54:51	Twilight	39.500	57	34Sig Sgr	2.0660	26000.	79	31159	No
286	GOM_NL__2PRFIN20080214_215735_000000442066_00043_31159_5812.N1	14-FEB-2008 21:57:35	Dark	44.000	38	20Eps Sgr	1.8360	11000.	88	31159	No
287	GOM_NL__2PRFIN20080214_215941_000000402066_00043_31159_5813.N1	14-FEB-2008 21:59:41	Dark	39.500	25	35Lam Sco	1.6200	28000.	79	31159	No
288	GOM_NL__2PRFIN20080214_220059_000000432066_00043_31159_5814.N1	14-FEB-2008 22:00:59	Dark	43.000	40	The Sco	1.8590	7100.0	86	31159	No
289	GOM_NL__2PRFIN20080214_220245_000000392066_00043_31159_5815.N1	14-FEB-2008 22:02:45	Dark	38.500	147	Alp Ara	2.8770	26000.	77	31159	No
290	GOM_NL__2PRFIN20080214_220413_000000392066_00043_31159_5816.N1	14-FEB-2008 22:04:13	Dark	39.000	141	Bet Ara	2.8400	4600.0	78	31159	No
291	GOM_NL__2PRFIN20080214_221019_000000432066_00044_31160_5810.N1	14-FEB-2008 22:10:19	Dark	43.000	4	Alp1Cen	-0.010000	5800.0	86	31160	No
292	GOM_NL__2PRFIN20080214_221138_000000442066_00044_31160_5811.N1	14-FEB-2008 22:11:38	Dark	43.500	10	Bet Cen	0.61000	28000.	87	31160	No
293	GOM_NL__2PRFIN20080214_221444_000000402066_00044_31160_5812.N1	14-FEB-2008 22:14:44	Dark	40.000	12	Alp1Cru	0.77500	30000.	80	31160	No
294	GOM_NL__2PRFIN20080214_221715_000000382066_00044_31160_5813.N1	14-FEB-2008 22:17:15	Dark	38.000	29	Bet Car	1.6720	10200.	76	31160	No
295	GOM_NL__2PRFIN20080214_221952_000000432066_00044_31160_5814.N1	14-FEB-2008 22:19:52	Dark	43.000	71	lot Car	2.2460	7700.0	86	31160	No
296	GOM_NL__2PRFIN20080214_222130_000000402066_00044_31160_5815.N1	14-FEB-2008 22:21:30	Dark	39.500	46	Del Vel	1.9540	10600.	79	31160	No
297	GOM_NL__2PRFIN20080214_222353_000000412066_00044_31160_5816.N1	14-FEB-2008 22:23:53	Straylight	41.000	34	Gam2Vel	1.7930	23000.	82	31160	No
298	GOM_NL__2PRFIN20080214_222558_000000372066_00044_31160_5817.N1	14-FEB-2008 22:25:58	Straylight	37.000	70	Zet Pup	2.2460	39000.	74	31160	No
299	GOM_NL__2PRFIN20080214_223015_000000392066_00044_31160_5818.N1	14-FEB-2008 22:30:15	Straylight	39.000	132	15Rho Pup	2.8030	6900.0	78	31160	No
300	GOM_NL__2PRFIN20080214_223843_000000522066_00044_31160_5819.N1	14-FEB-2008 22:38:43	Bright	52.000	8	10Alp CMi	0.40000	6500.0	104	31160	No
301	GOM_NL__2PRFIN20080214_224501_000000382066_00044_31160_5820.N1	14-FEB-2008 22:45:01	Bright	38.000	17	78Bet Gem	1.1610	4500.0	76	31160	No
302	GOM_NL__2PRFIN20080214_230224_000000362066_00044_31160_5821.N1	14-FEB-2008 23:02:24	Bright	35.500	49	1Alp UMi	1.9900	6300.0	71	31160	No
303	GOM_NL__2PRFIN20080214_230919_000000342066_00044_31160_5822.N1	14-FEB-2008 23:09:19	Bright	33.500	89	5Alp Cep	2.4510	8000.0	67	31160	No
304	GOM_NL__2PRFIN20080214_231426_000000362066_00044_31160_5823.N1	14-FEB-2008 23:14:26	Bright	36.000	19	50Alp Cyg	1.2460	10500.	72	31160	No
305	GOM_NL__2PRFIN20080214_231603_000000352066_00044_31160_5824.N1	14-FEB-2008 23:16:03	Bright	34.500	66	37Gam Cyg	2.2080	5900.0	69	31160	No
306	GOM_NL__2PRFIN20080214_232415_000000342066_00044_31160_5825.N1	14-FEB-2008 23:24:15	Bright	34.000	168	17Zet Aql	2.9860	11000.	68	31160	No
307	GOM_NL__2PRFIN20080214_233527_000000402066_00044_31160_5826.N1	14-FEB-2008 23:35:27	Twilight	40.000	57	34Sig Sgr	2.0660	26000.	80	31160	No
308	GOM_NL__2PRFIN20080214_233812_000000422066_00044_31160_5827.N1	14-FEB-2008 23:38:12	Dark	42.000	38	20Eps Sgr	1.8360	11000.	84	31160	No
309	GOM_NL__2PRFIN20080214_234017_000000452066_00044_31160_5828.N1	14-FEB-2008 23:40:17	Dark	44.500	25	35Lam Sco	1.6200	28000.	89	31160	No
310	GOM_NL__2PRFIN20080214_234135_000000402066_00044_31160_5829.N1	14-FEB-2008 23:41:35	Dark	39.500	40	The Sco	1.8590	7100.0	79	31160	No
311	GOM_NL__2PRFIN20080214_234321_000000382066_00044_31160_5830.N1	14-FEB-2008 23:43:21	Dark	38.000	147	Alp Ara	2.8770	26000.	76	31160	No
312	GOM_NL__2PRFIN20080214_234449_000000412066_00044_31160_5831.N1	14-FEB-2008 23:44:49	Dark	40.500	141	Bet Ara	2.8400	4600.0	81	31160	No
313	GOM_NL__2PRFIN20080214_235056_000000452066_00045_31161_5820.N1	14-FEB-2008 23:50:56	Dark	45.000	4	Alp1Cen	-0.010000	5800.0	90	31161	No
314	GOM_NL__2PRFIN20080214_235214_000000412066_00045_31161_5821.N1	14-FEB-2008 23:52:14	Dark	41.000	10	Bet Cen	0.61000	28000.	82	31161	No
315	GOM_NL__2PRFIN20080214_235520_000000452066_00045_31161_5822.N1	14-FEB-2008 23:55:20	Dark	45.000	12	Alp1Cru	0.77500	30000.	90	31161	No
316	GOM_NL__2PRFIN20080214_235751_000000372066_00045_31161_5823.N1	14-FEB-2008 23:57:51	Dark	37.000	29	Bet Car	1.6720	10200.	74	31161	No

3. Quality information per product

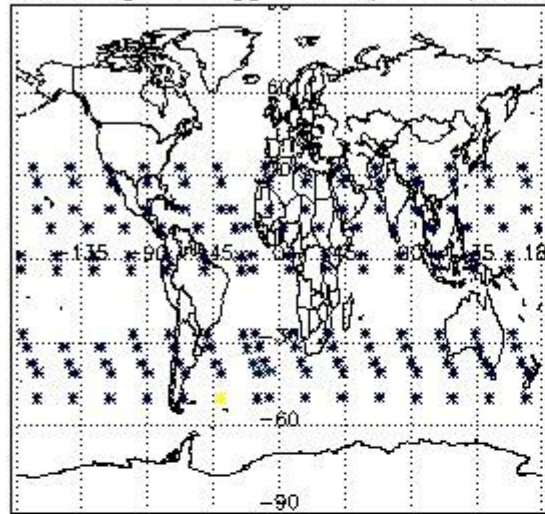
In this section it is plotted some information contained in the Quality Summary data set of the level 2 products. Only products in dark limb conditions and without errors (error flag in the MPH set to "0") are used.

3.1 Plot quality information per product (time dependant)

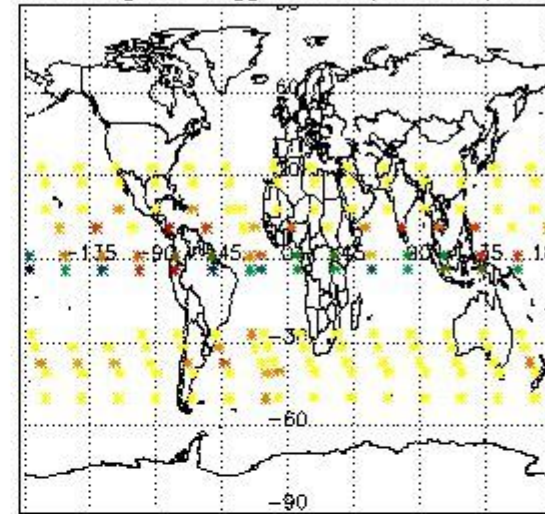


3.2 Plot quality information per product (world map)

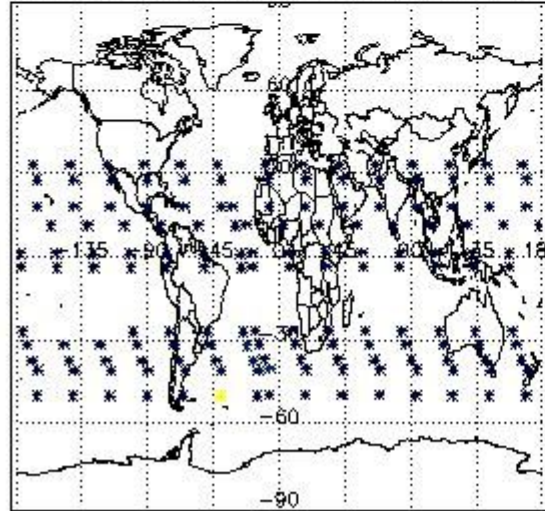
Percentage of flagged data per O3 profile



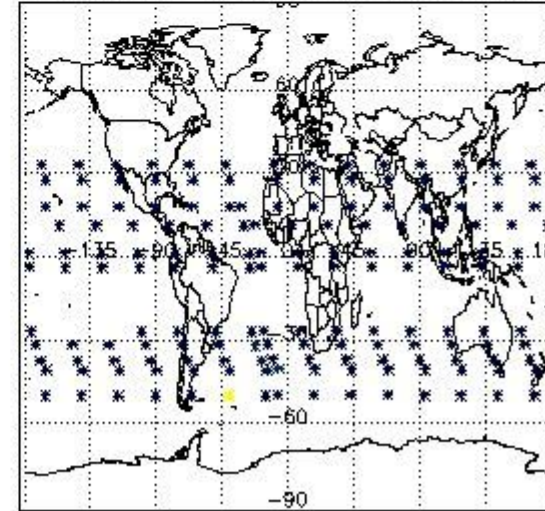
Percentage of flagged data per H2O profile



Percentage of flagged data per NO2 profile



Percentage of flagged data per NO3 profile

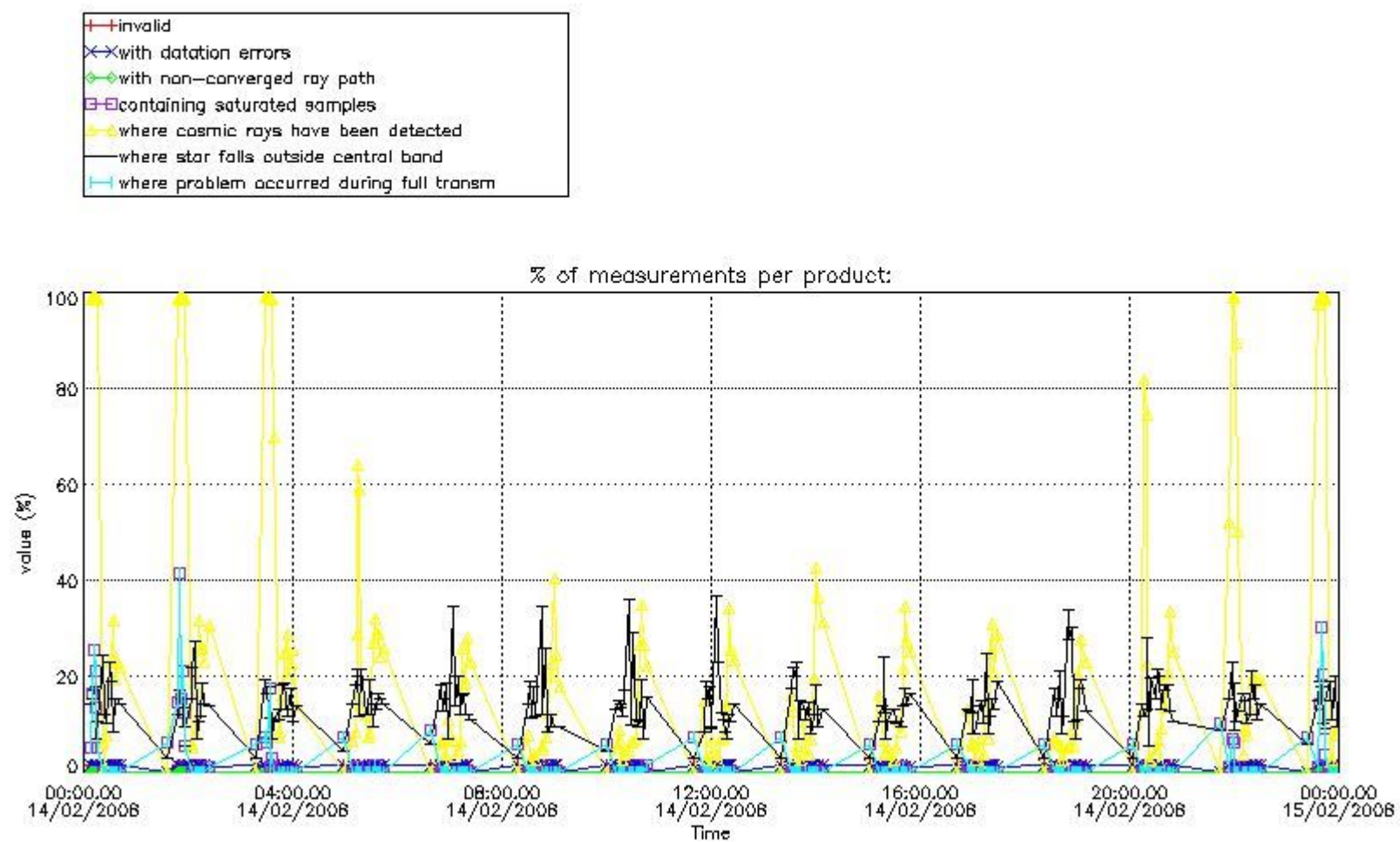


4. Level 1 quality information per product

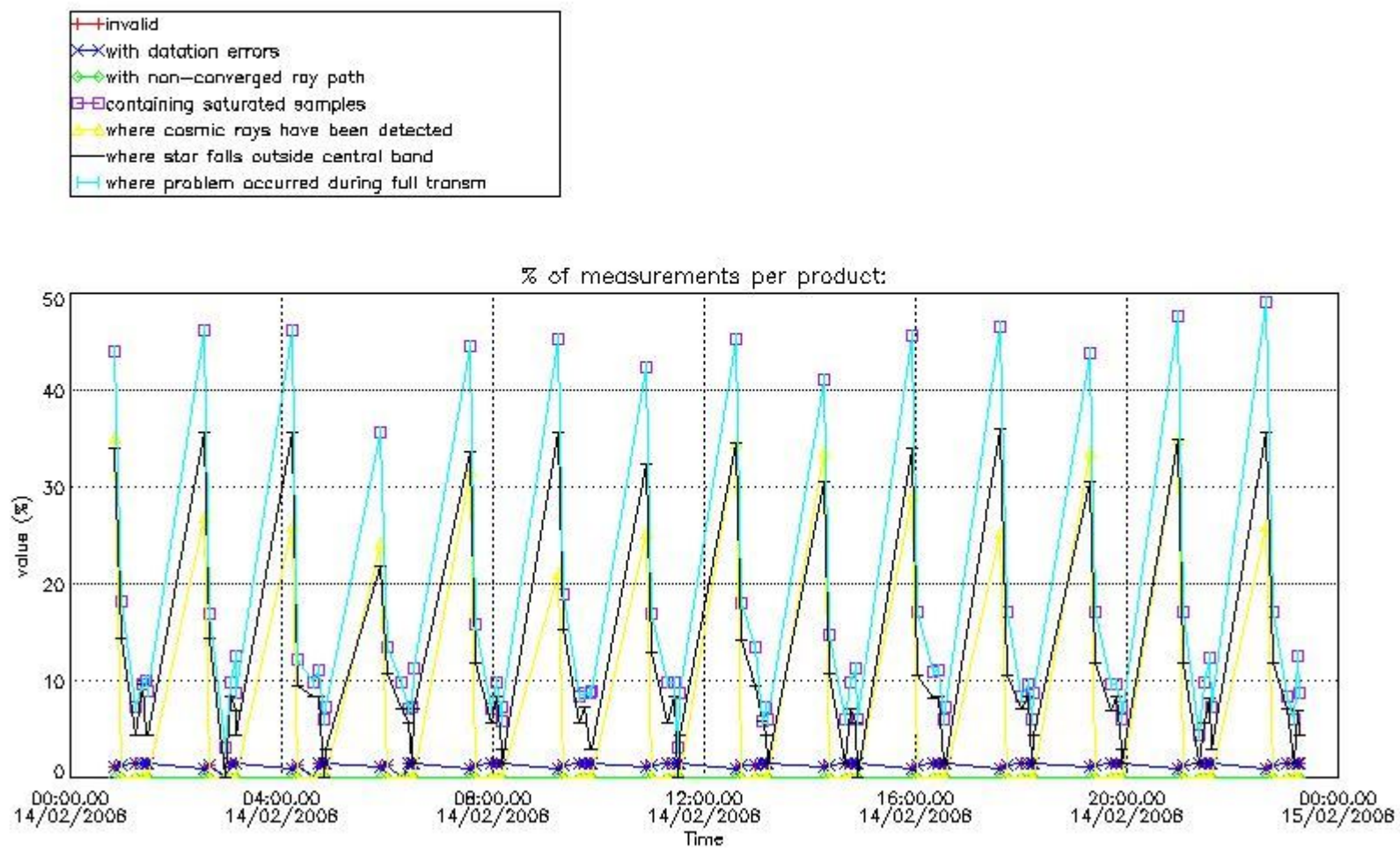
In this section it is plotted some information contained in the Quality Summary data set of the level 2 products that comes from the level 1b processing. Products without errors (error flag in the MPH set to "0") are used.

4.1 Plot quality information per product (time dependant) coming from level 1b processing

4.1.1 Plot level 1 quality information per product (time dependant): ENVISAT ASCENDING passes

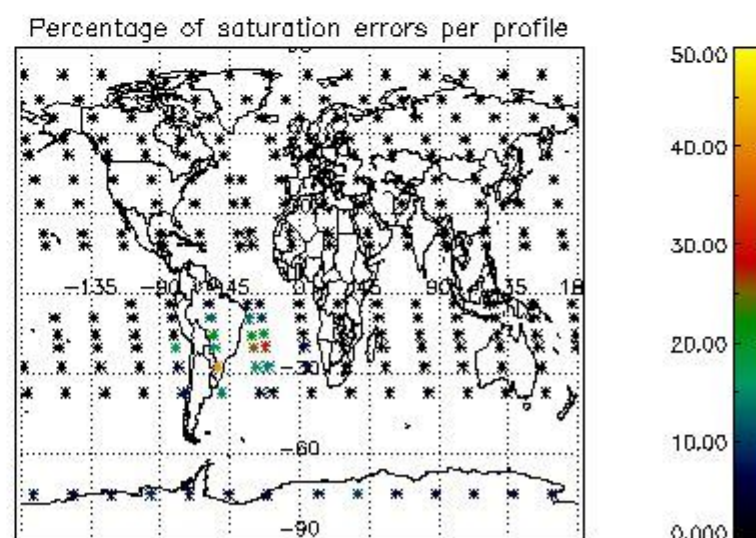
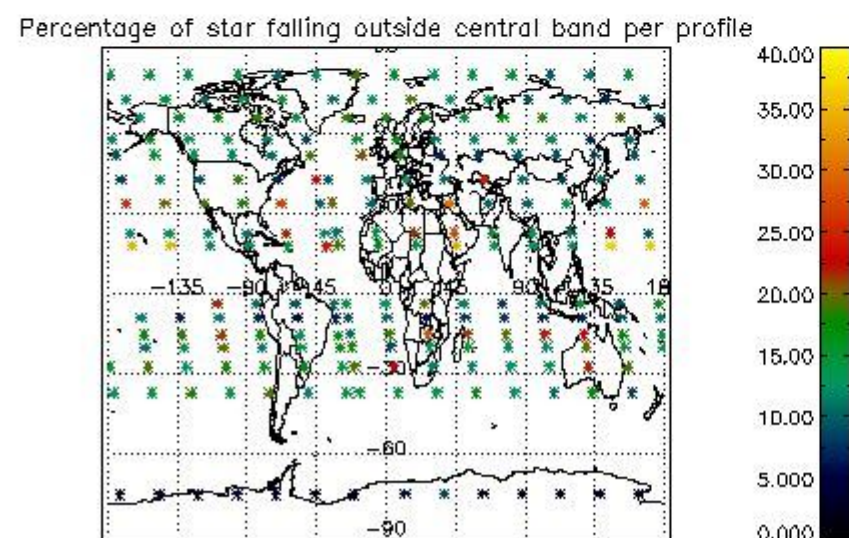
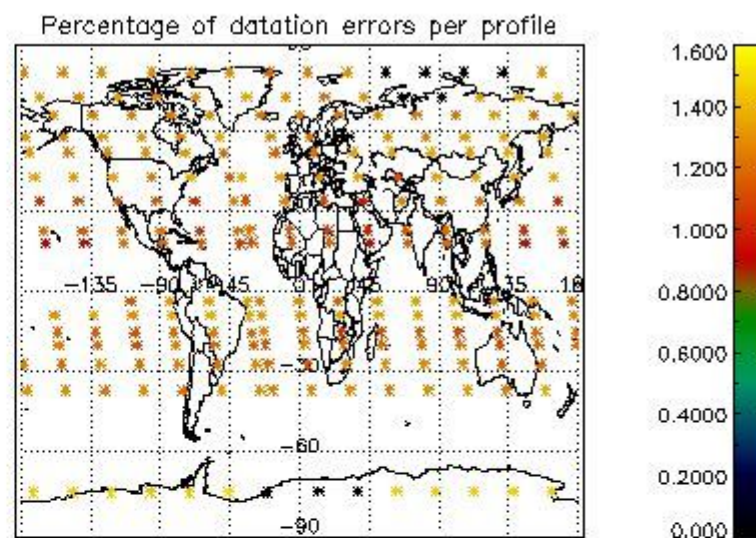
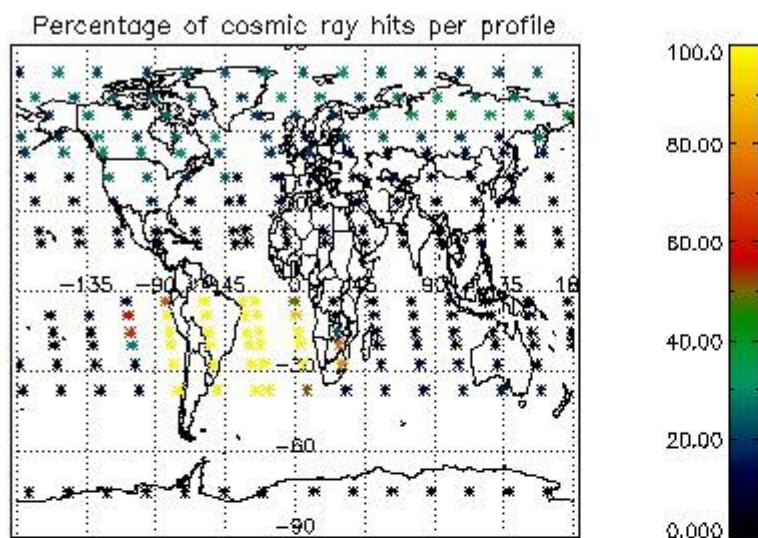


4.1.2 Plot level 1 quality information per product (time dependant): ENVI SAT DESCENDING passes



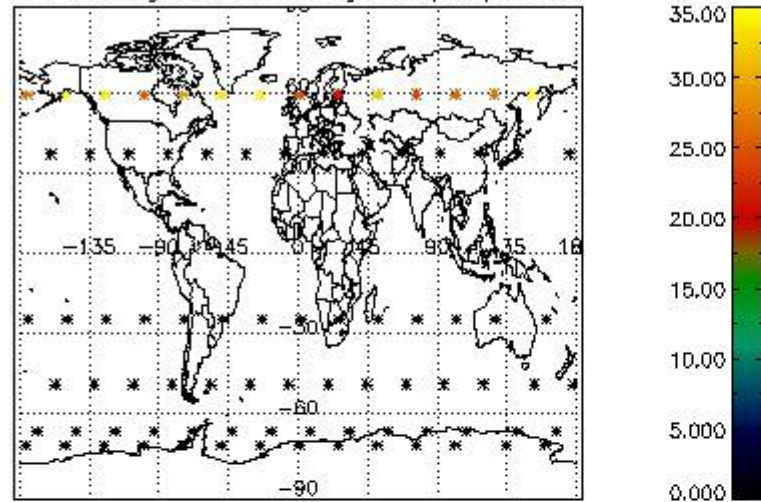
4.2 Plot quality information per product coming from level 1b processing (world map)

4.2.1 Plot level 1 quality information per product (world map): ENVISAT ASCENDING passes

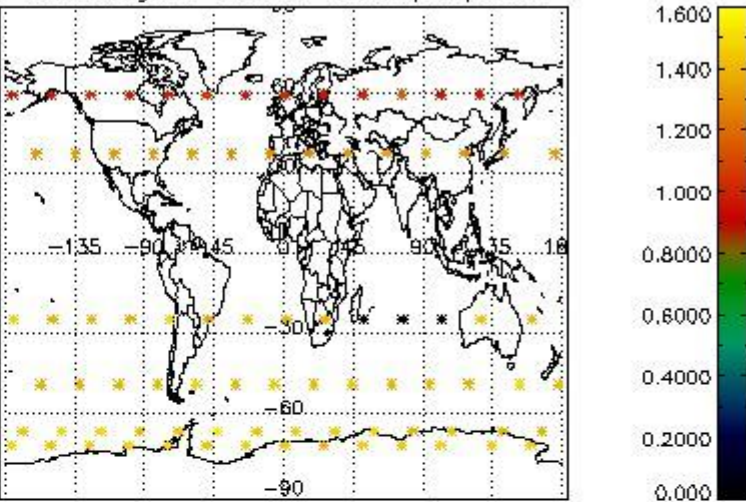


4.2.2 Plot level 1 quality information per product (world map): ENVISAT DESCENDING passes

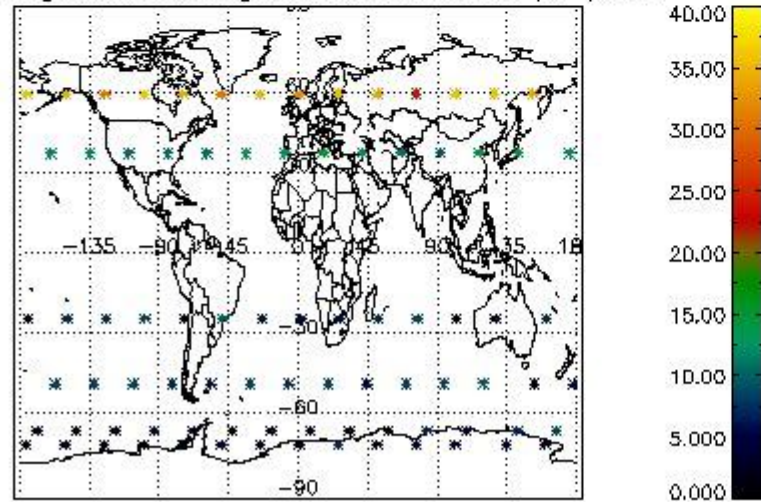
Percentage of cosmic ray hits per profile



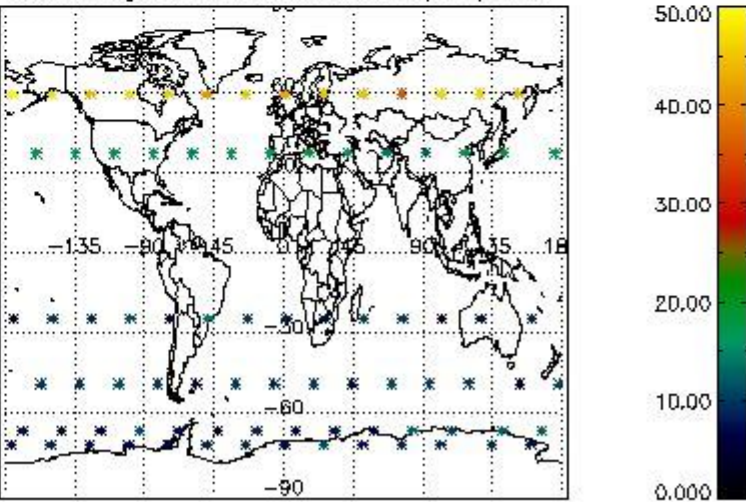
Percentage of datation errors per profile



Percentage of star falling outside central band per profile



Percentage of saturation errors per profile



5. Trace gas profiles

5.1 Ozone statistics based on quality of products

The final quality of the products can be "measured" using the STD (Standard Deviation) attached to every point profile. This information is written to the parameter GOM_NL__2P/NL_LOCAL_SPECIES_DENSITY/o3_std of the level 2 products. The table below shows the statistics for given STD ranges.

The statistics are given with respect to the overall valid production:

- Products without fatal errors: GOM_NL__2P/MPH/PRODUCT_ERR=0
- Valid point profile: GOM_NL__2P/NL_LOCAL_SPECIES_DENSITY/pcd(0)=0

The 'Criteria' is applied to valid points of dark limb products:

- Products in dark limb illumination condition: GOM_NL__2P/NL_SUMMARY_QUALITY/obs_ill_cond=0
- Products without fatal errors: GOM_NL__2P/MPH/PRODUCT_ERR=0
- Valid point profile: GOM_NL__2P/NL_LOCAL_SPECIES_DENSITY/pcd(0)=0

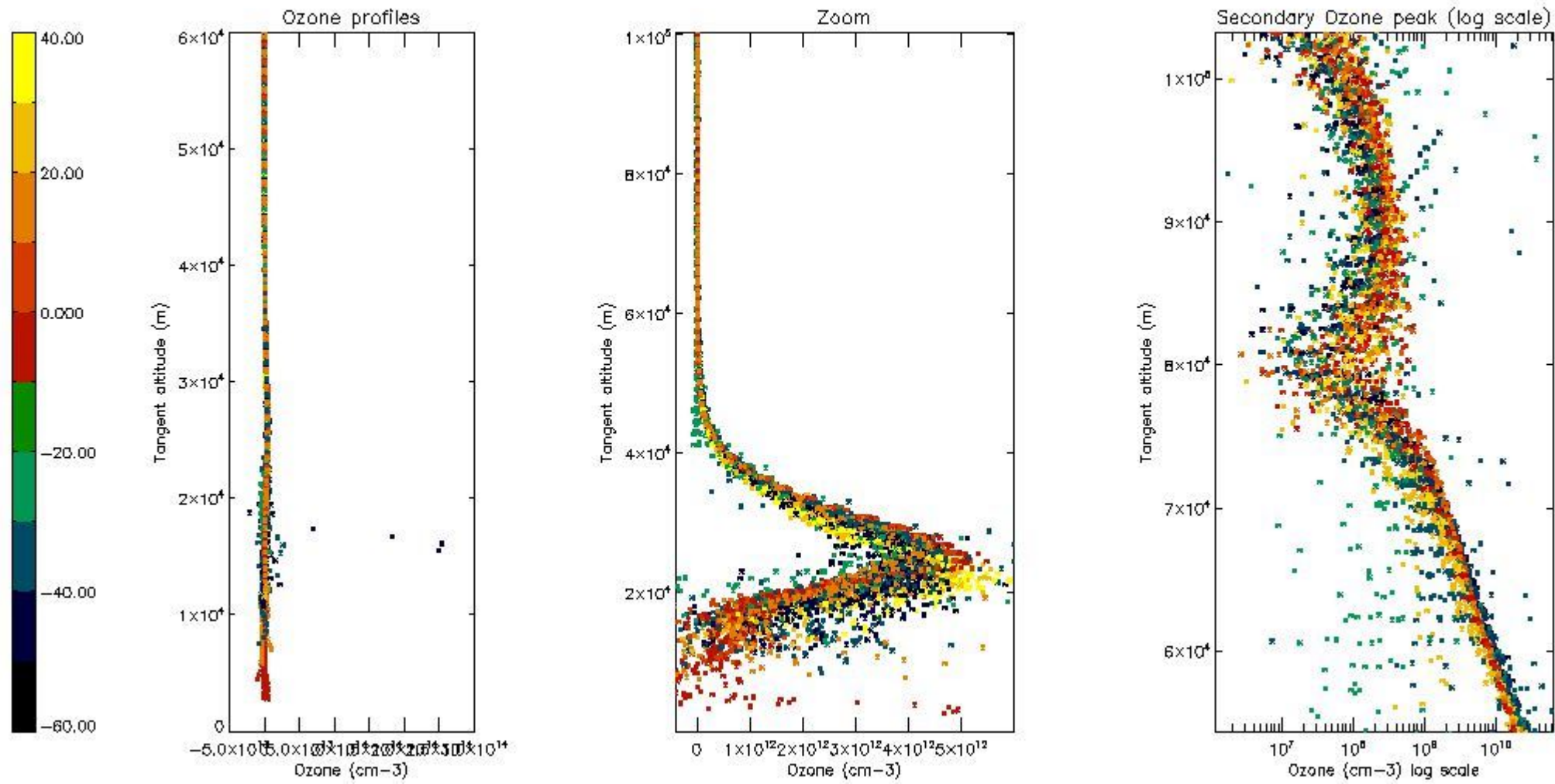
So, the table below shows the percentage of dark limb and valid observations for each criteria with respect to the overall valid daily observations.

Criteria	% of total production
All STD	54
STD < 20	30

STD < 10	25
STD < 5	18

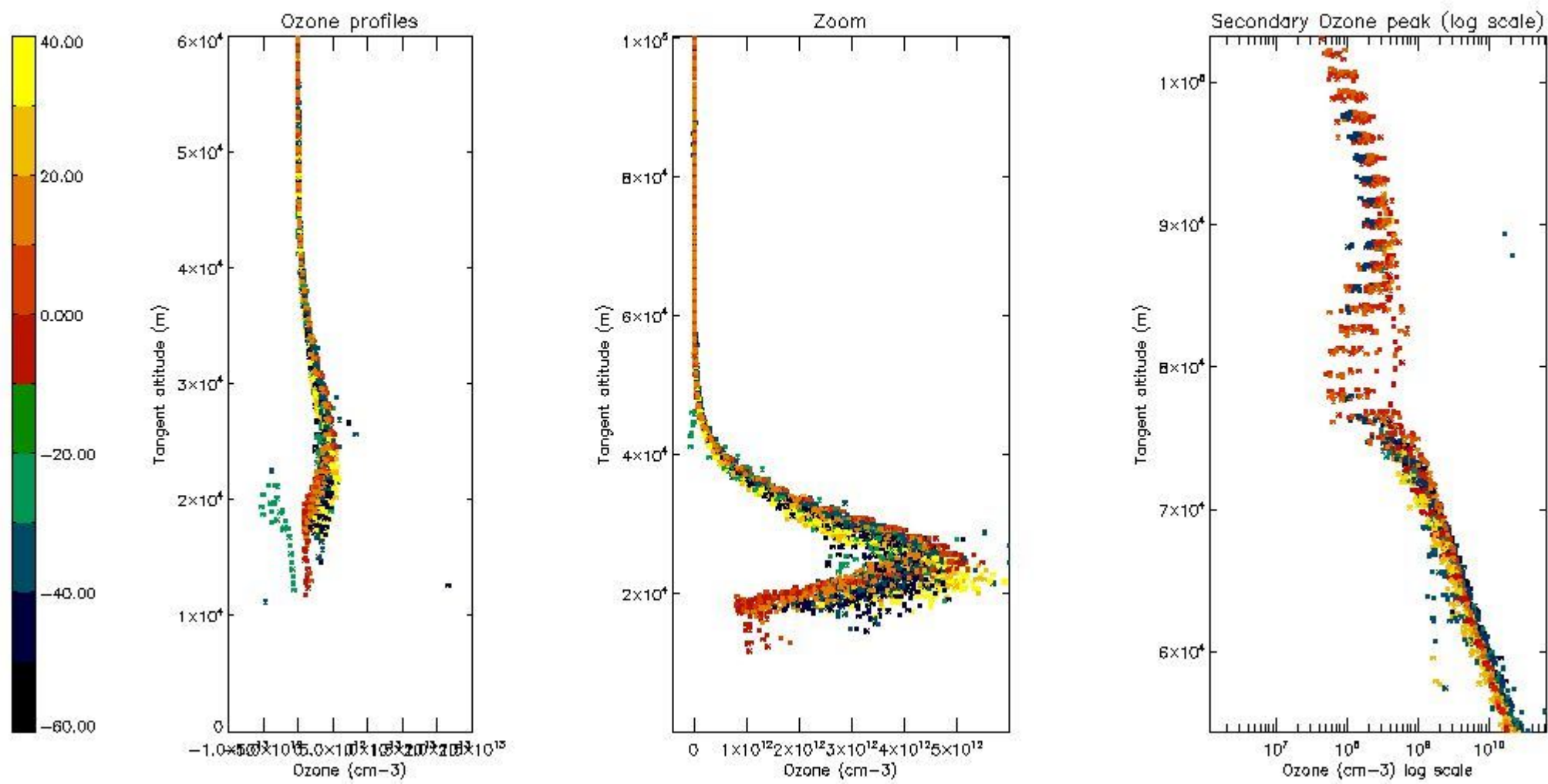
5.2 Plot ozone profiles for all STD (dark without errors)

The colorbar represents the latitude.



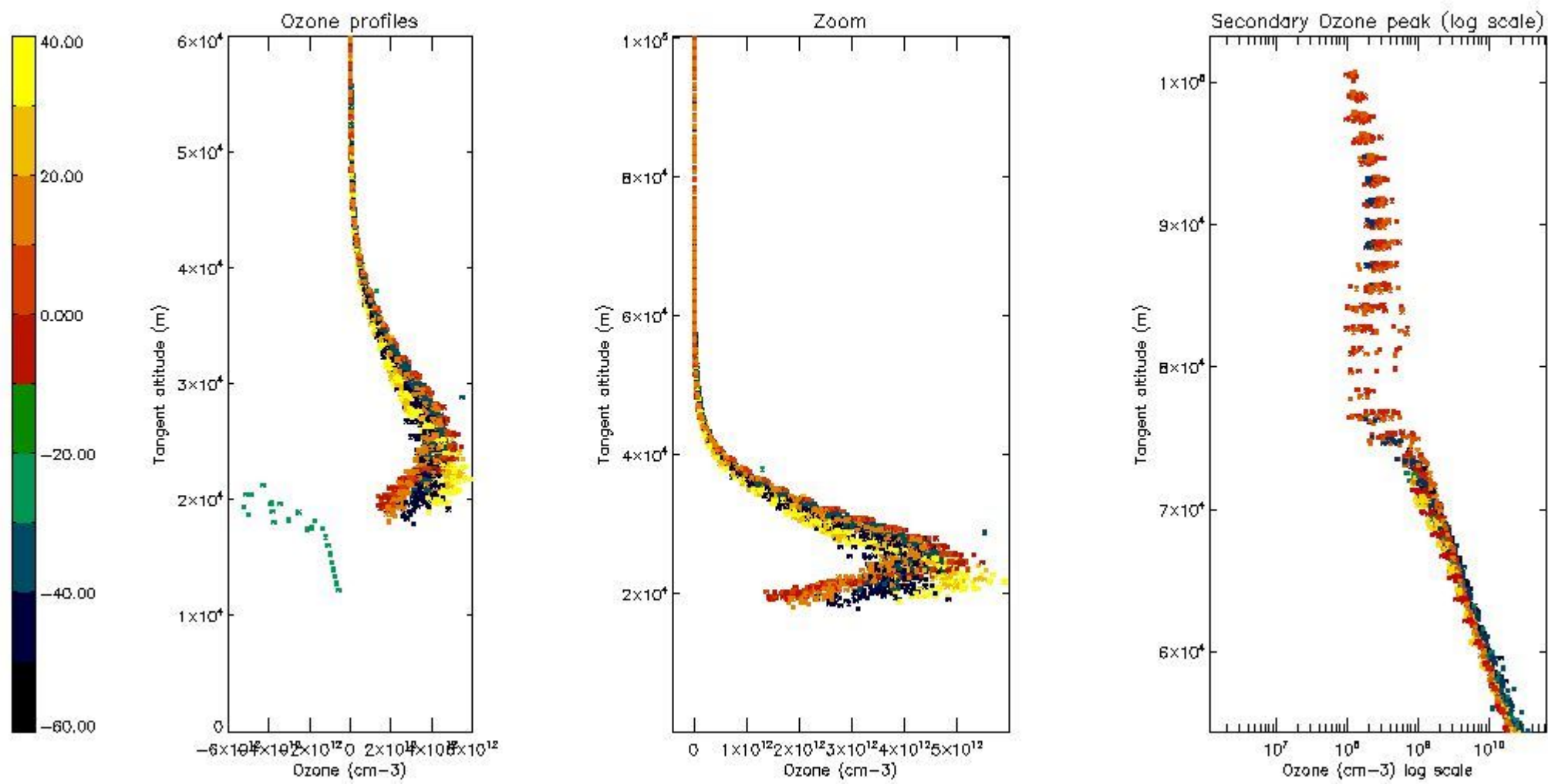
5.3 Plot ozone profiles where STD < 20% (dark without errors)

The colorbar represents the latitude.



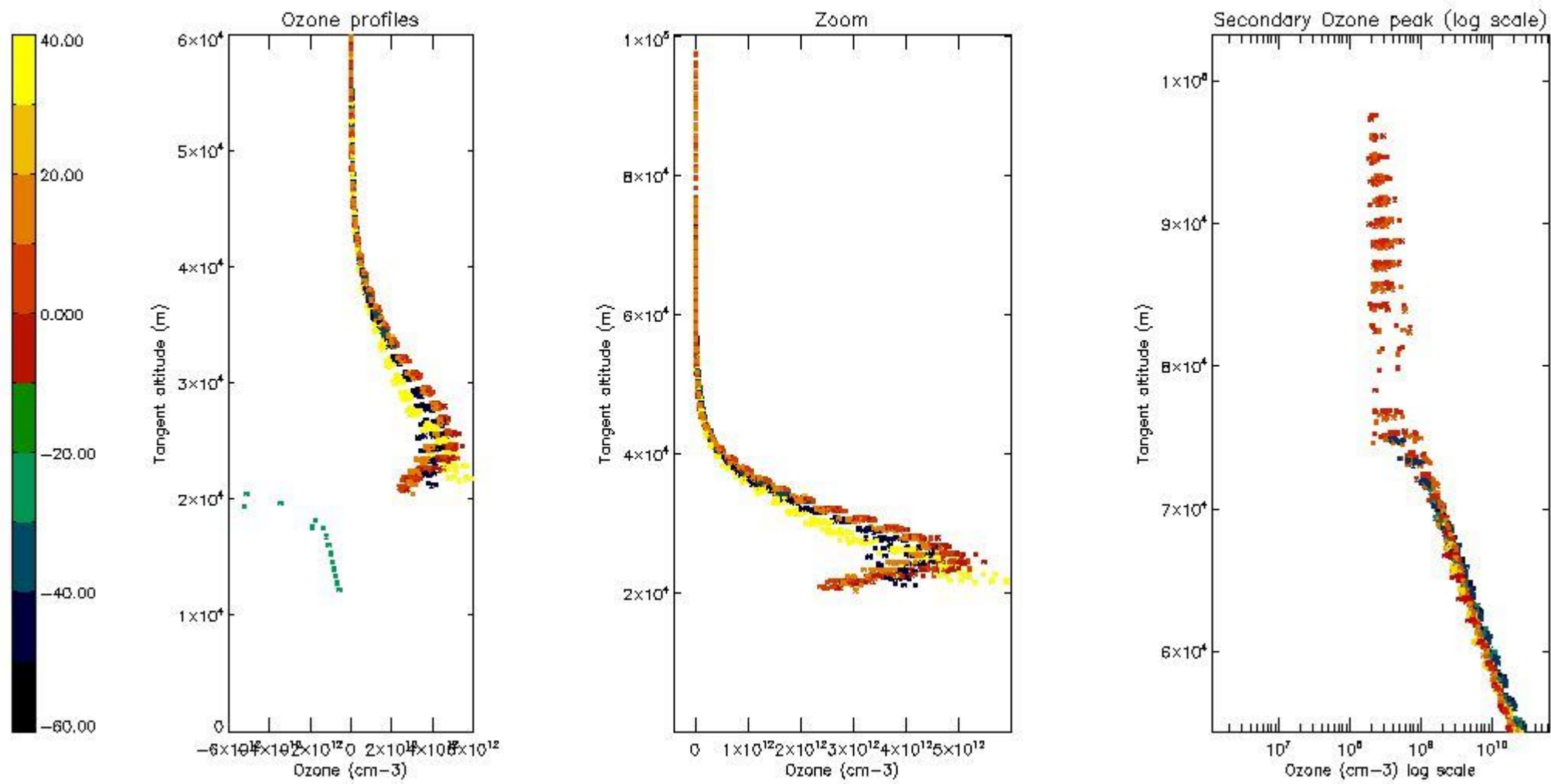
5.4 Plot ozone profiles where STD < 10% (dark without errors)

The colorbar represents the latitude.



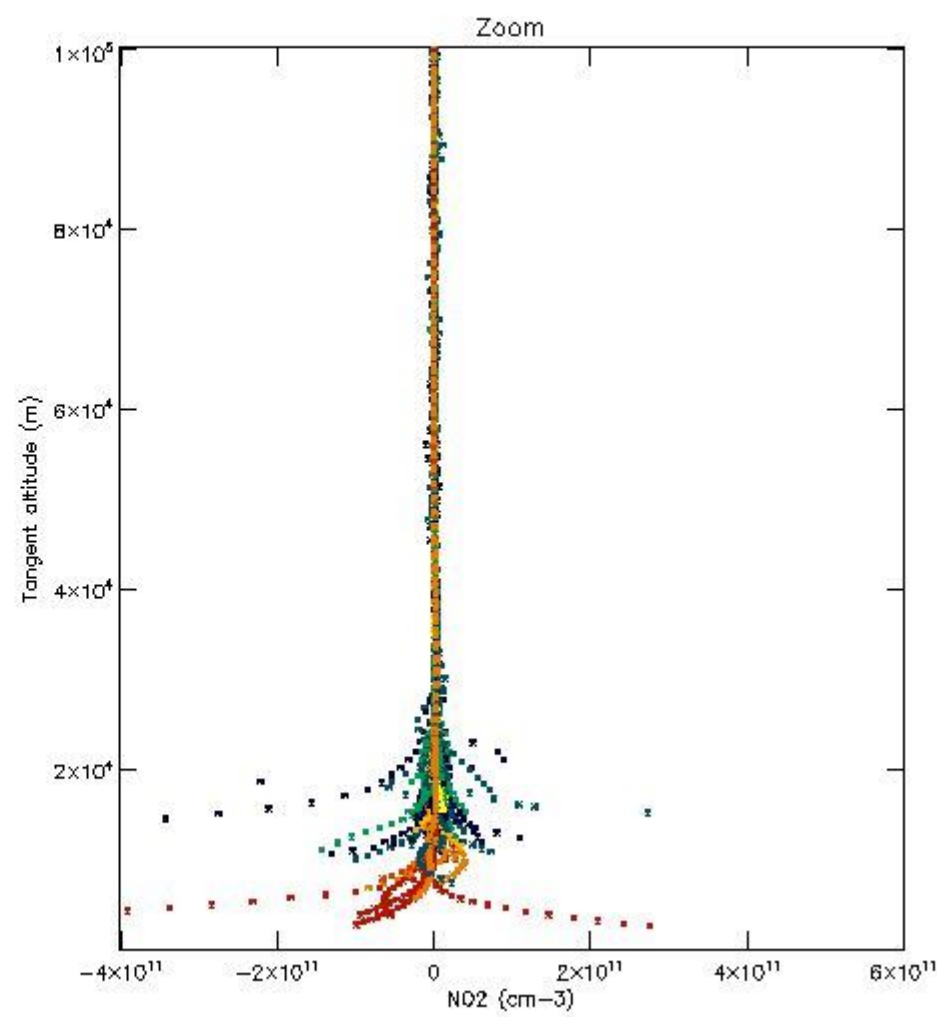
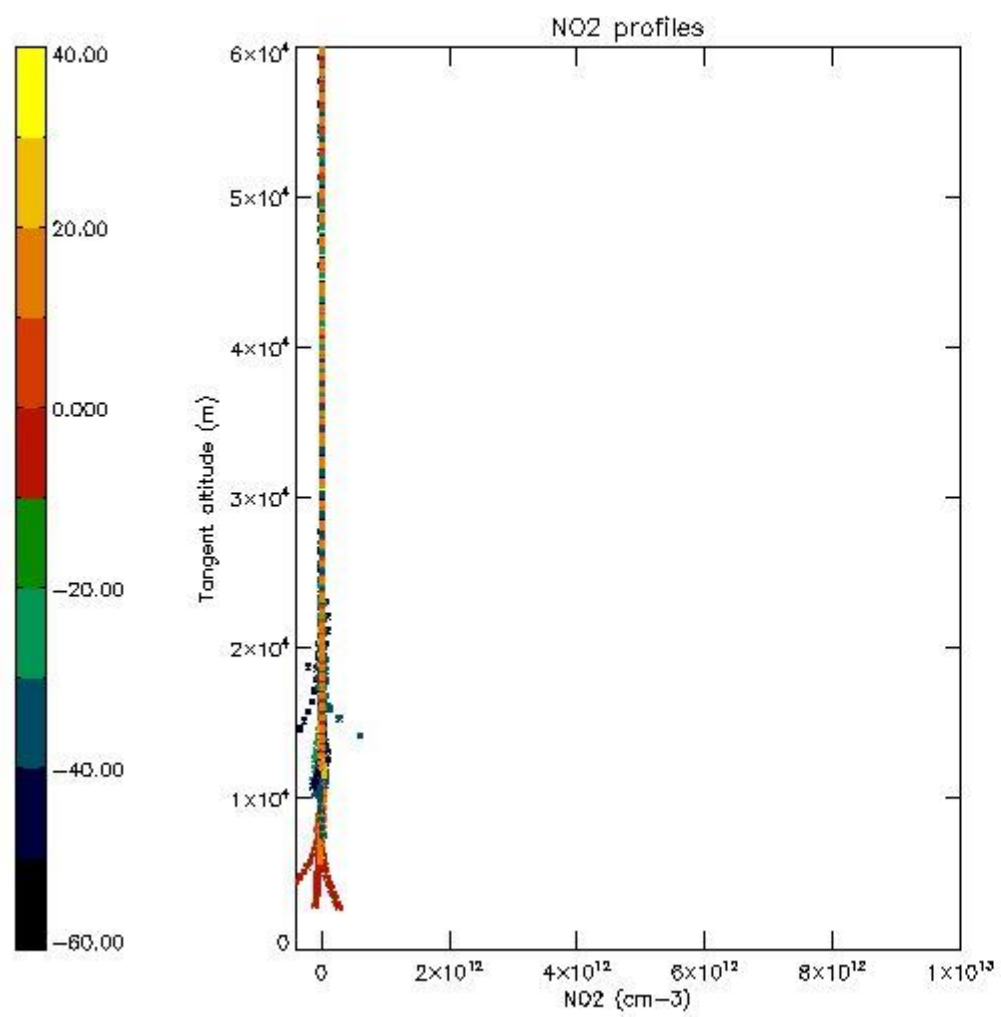
5.5 Plot ozone profiles where STD < 5% (dark without errors)

The colorbar represents the latitude.



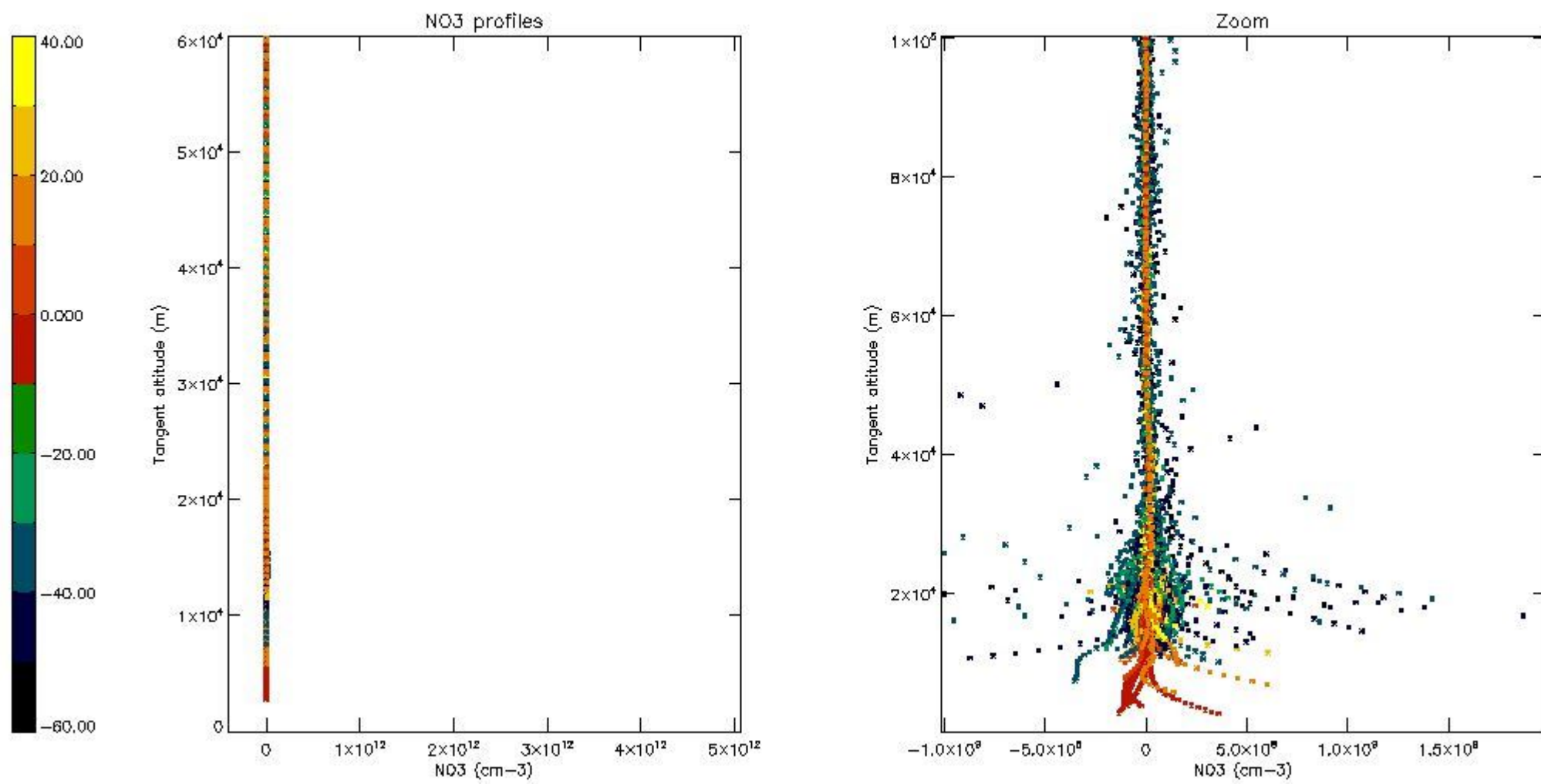
5.6 Plot NO₂ profiles for all STD (dark without errors)

The colorbar represents the latitude.



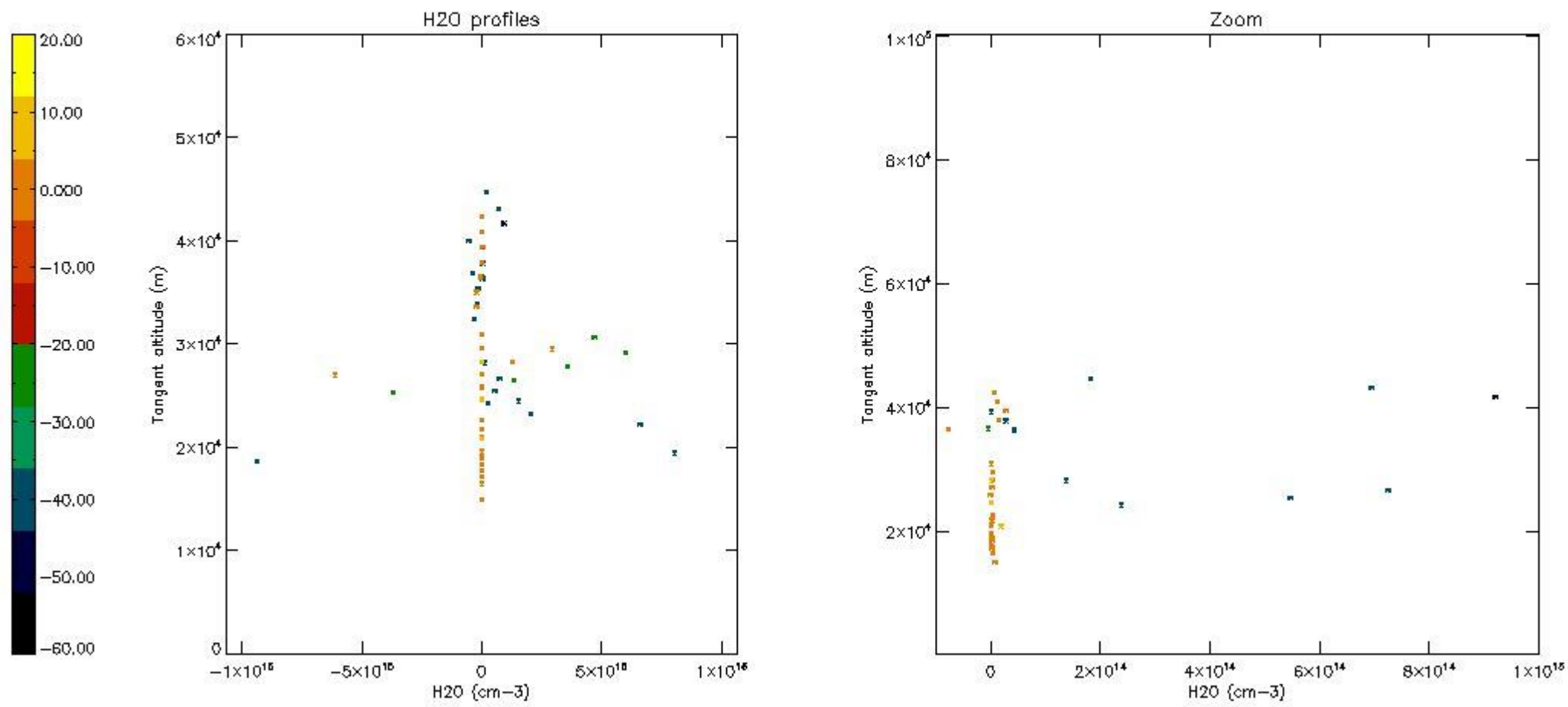
5.7 Plot NO3 profiles for all STD (dark without errors)

The colorbar represents the latitude.



5.8 Plot H2O profiles for all STD (only for occultations of stars 1,2,3,4,13,14,16,26,63 dark without errors)

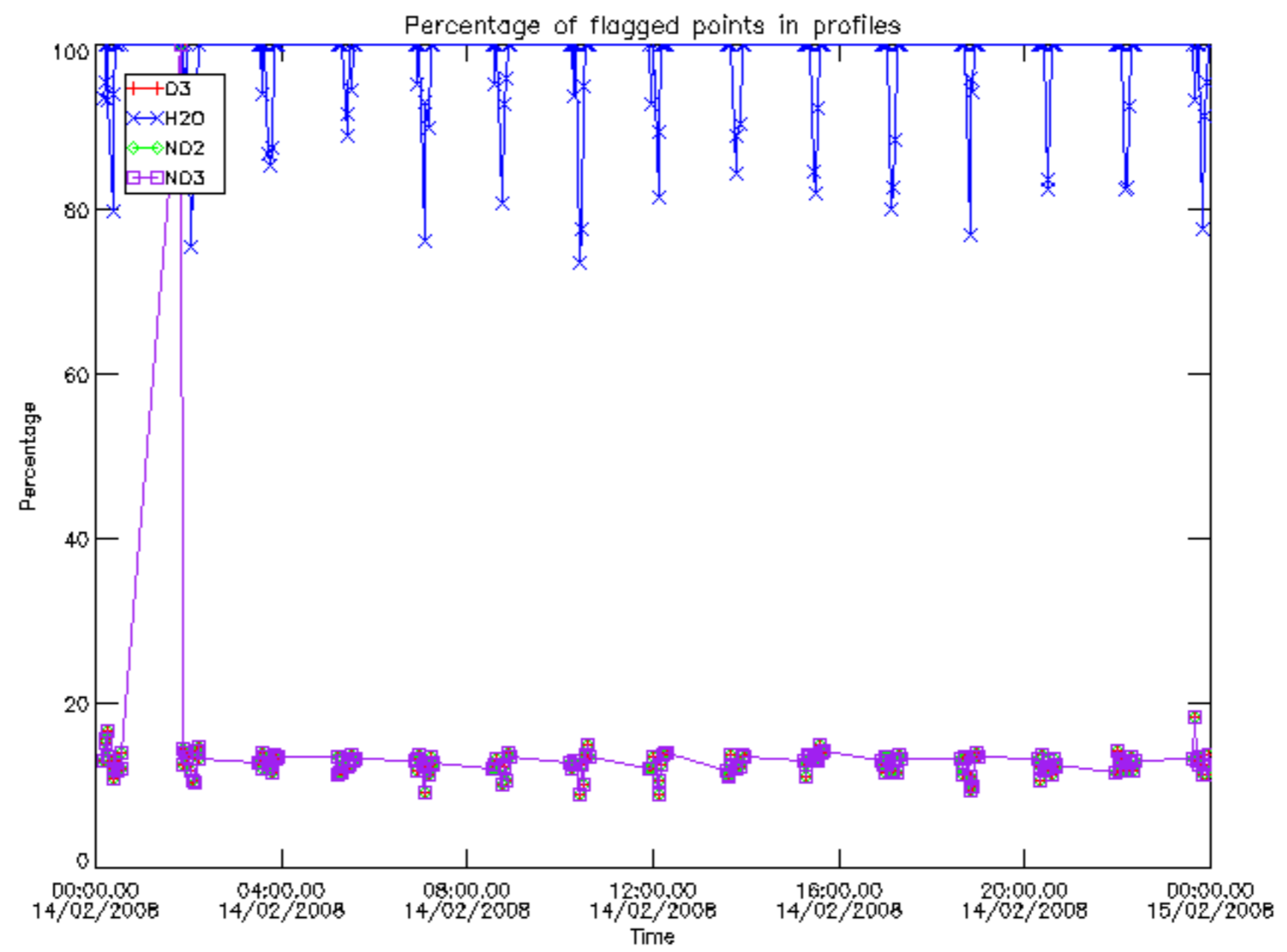
The colorbar represents the latitude.



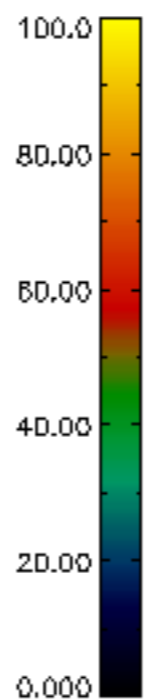
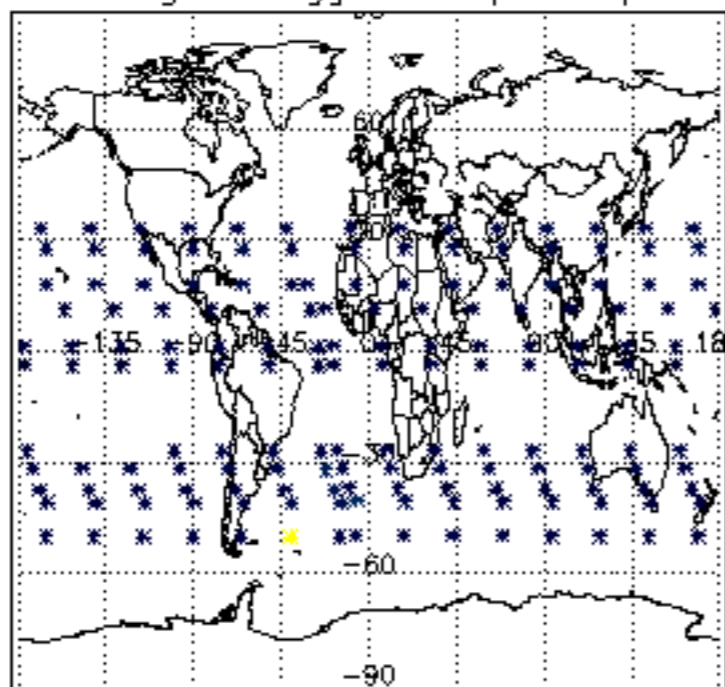
6. Auxiliary Data Files used for the production reported in section 2

The number reported in the third column indicates since which file (see list in section 2) the corresponding auxiliary file has been used. The fourth column is the date of those product files.

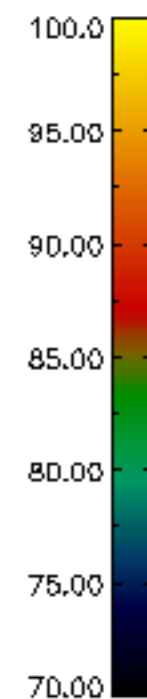
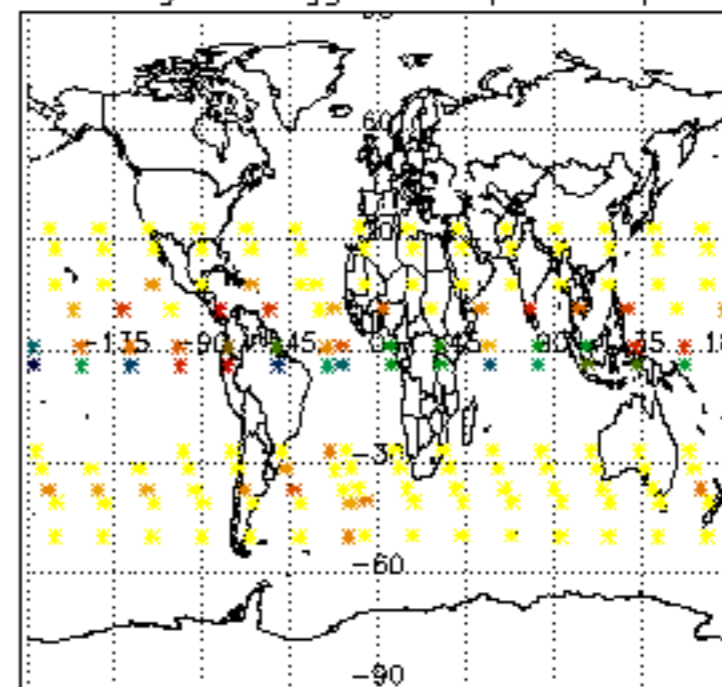
Type	Auxiliary Filename	Used since product	Used since product date
INST_PHYS_CHARACTERISTICS	GOM_INS_AXVIEC20091111_143220_20030716_120000_20500101_000000	1	14-FEB-2008 00:07:00
LEVEL-2_PROC_CONFIG	GOM_PR2_AXVIEC20091111_152718_20020301_000000_20500101_000000	1	14-FEB-2008 00:07:00
CROSS_SECTIONS_FILE	GOM_CRS_AXVIEC20091111_154832_20020301_000000_20500101_000000	1	14-FEB-2008 00:07:00



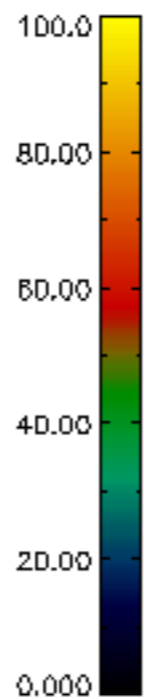
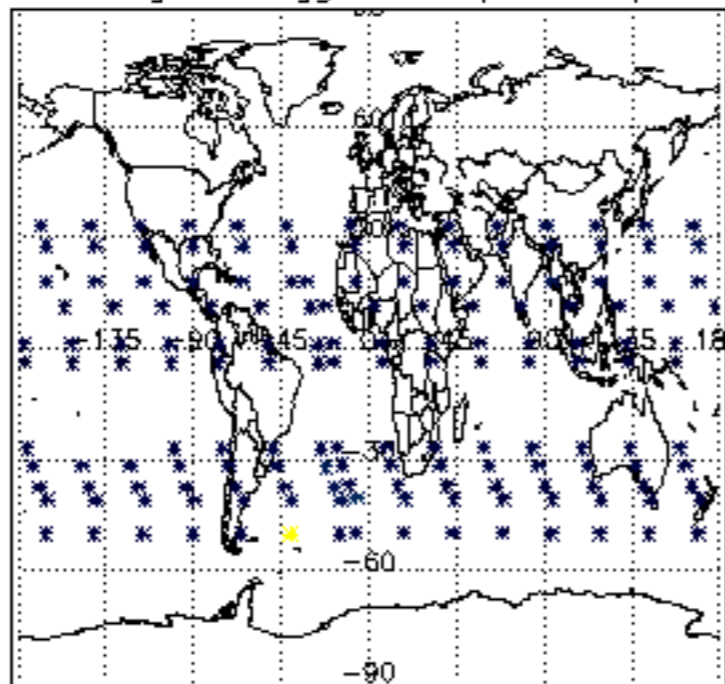
Percentage of flagged data per D3 profile



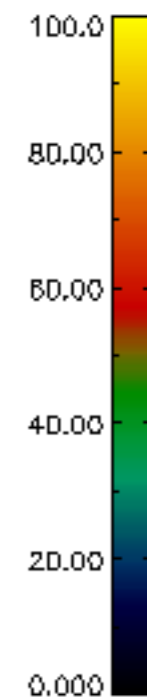
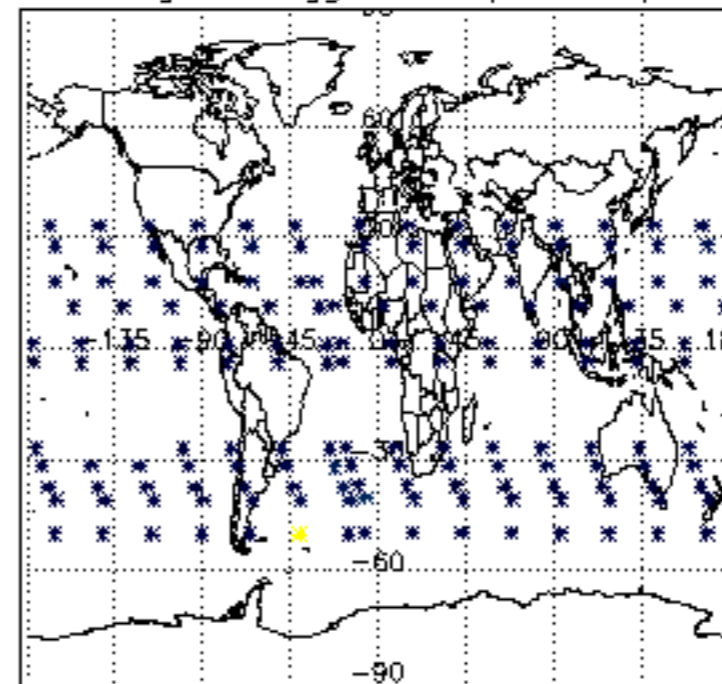
Percentage of flagged data per H2O profile

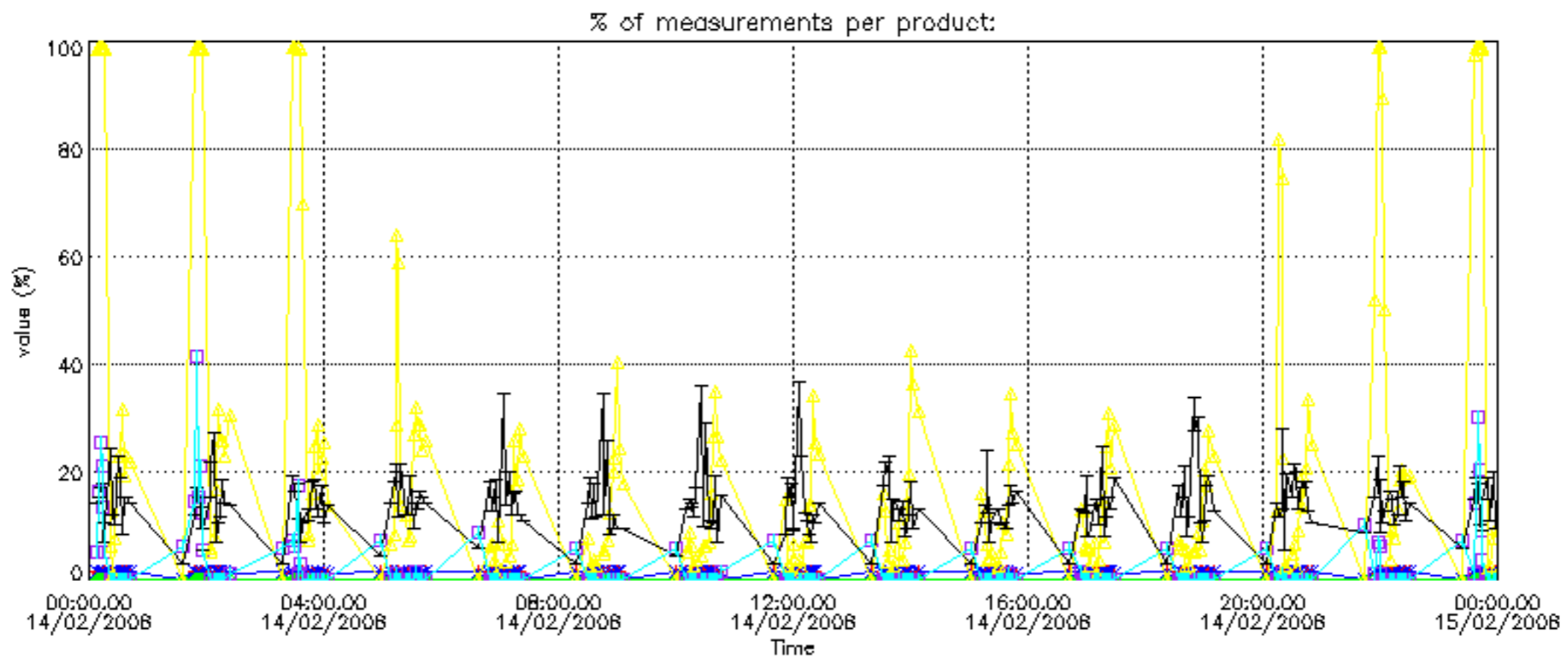


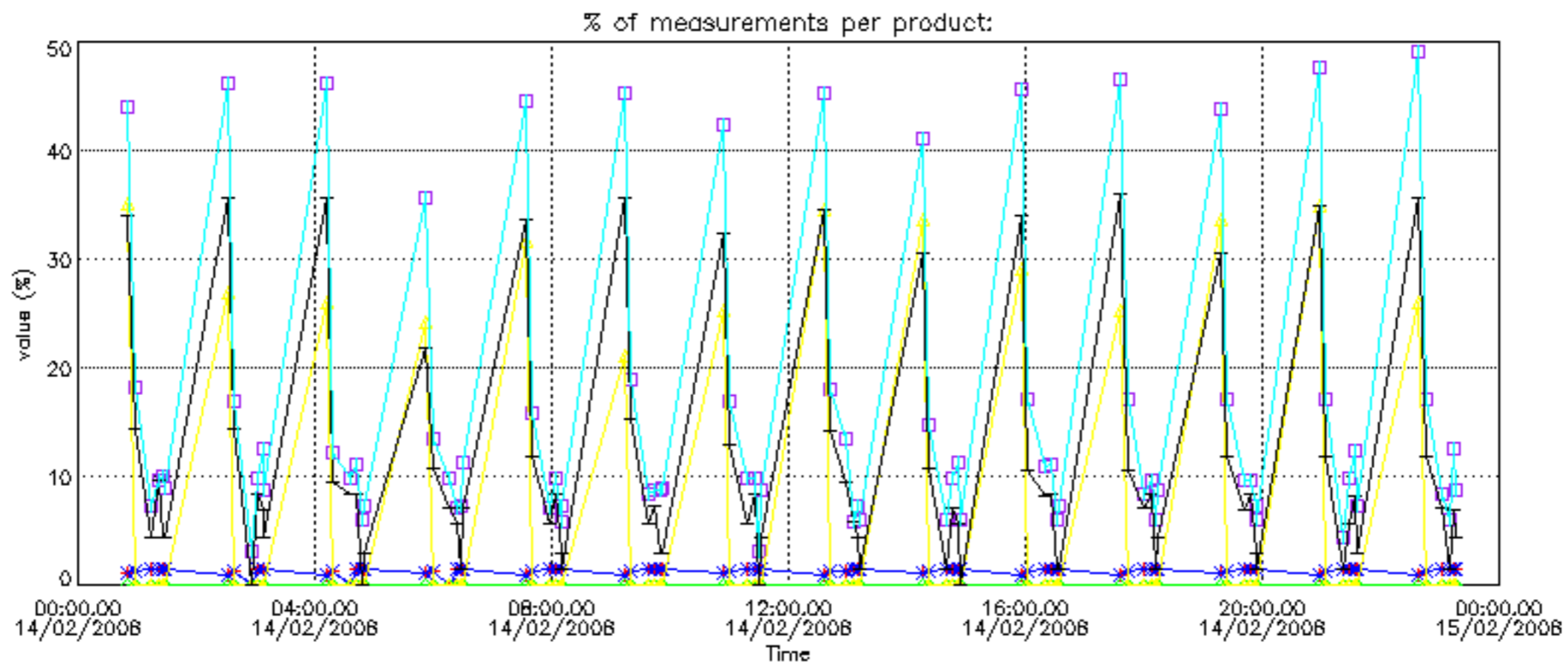
Percentage of flagged data per NO2 profile



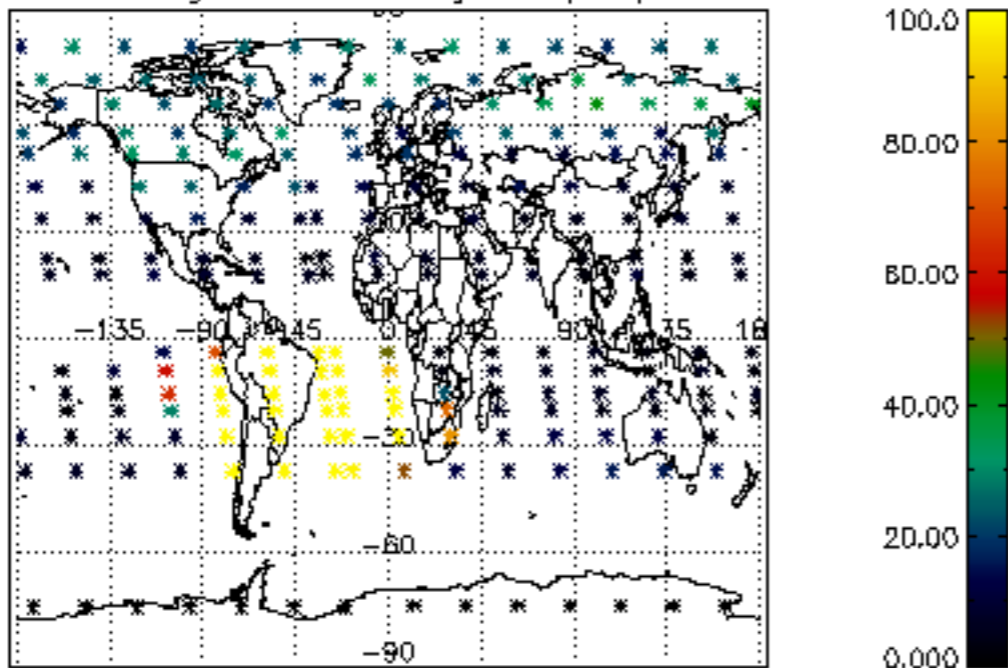
Percentage of flagged data per NO3 profile



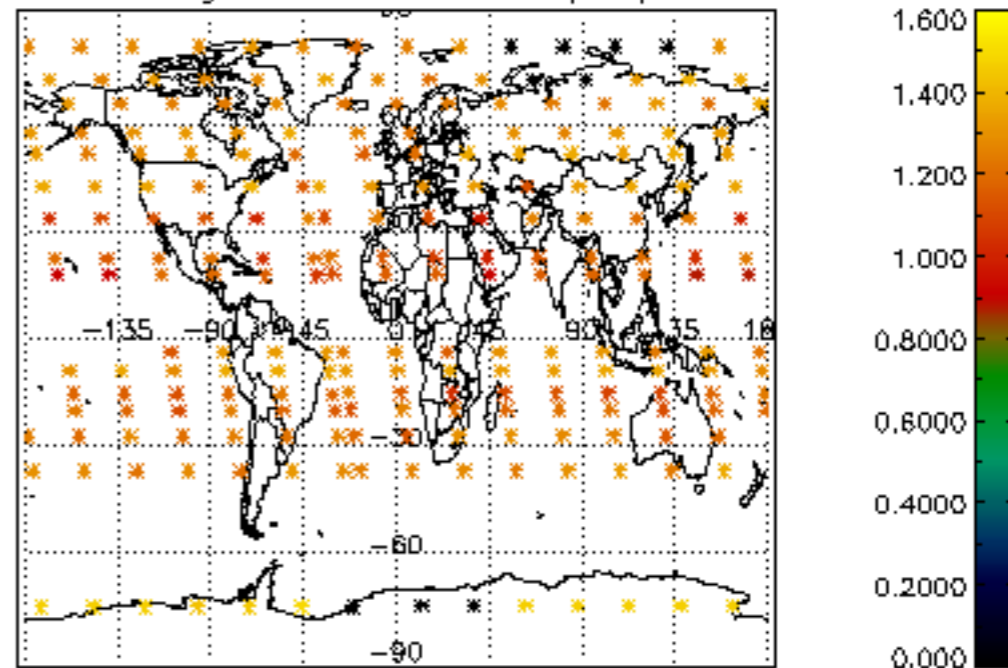




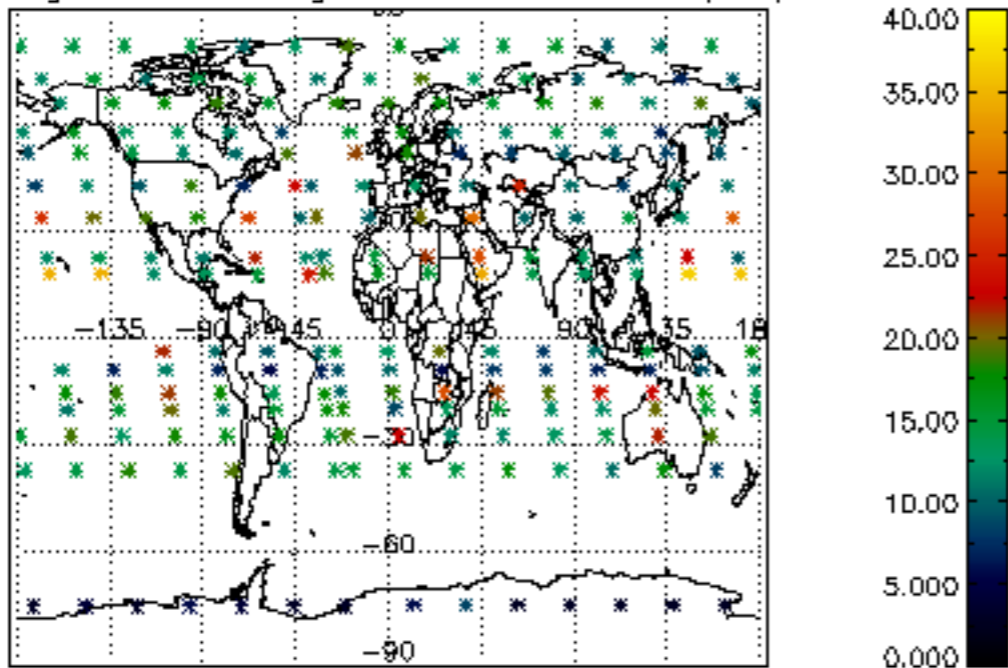
Percentage of cosmic ray hits per profile



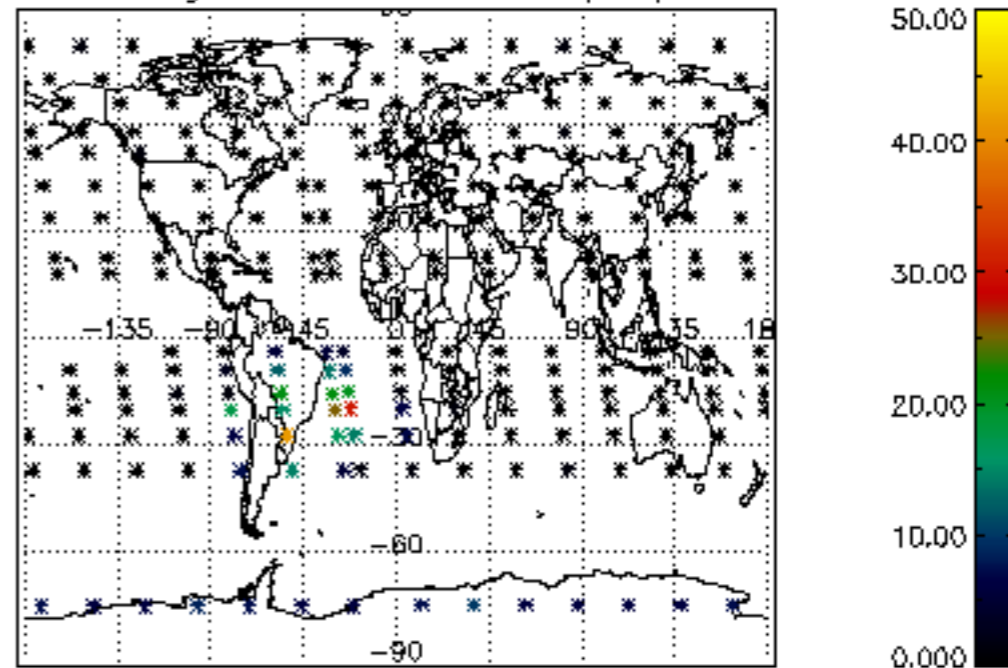
Percentage of datation errors per profile



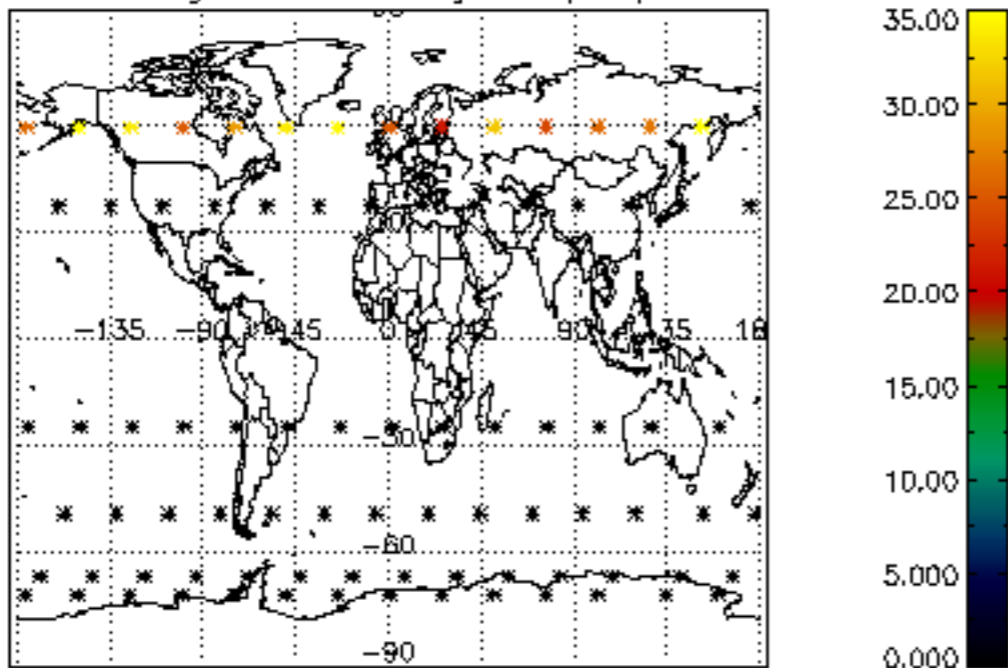
Percentage of star falling outside central band per profile



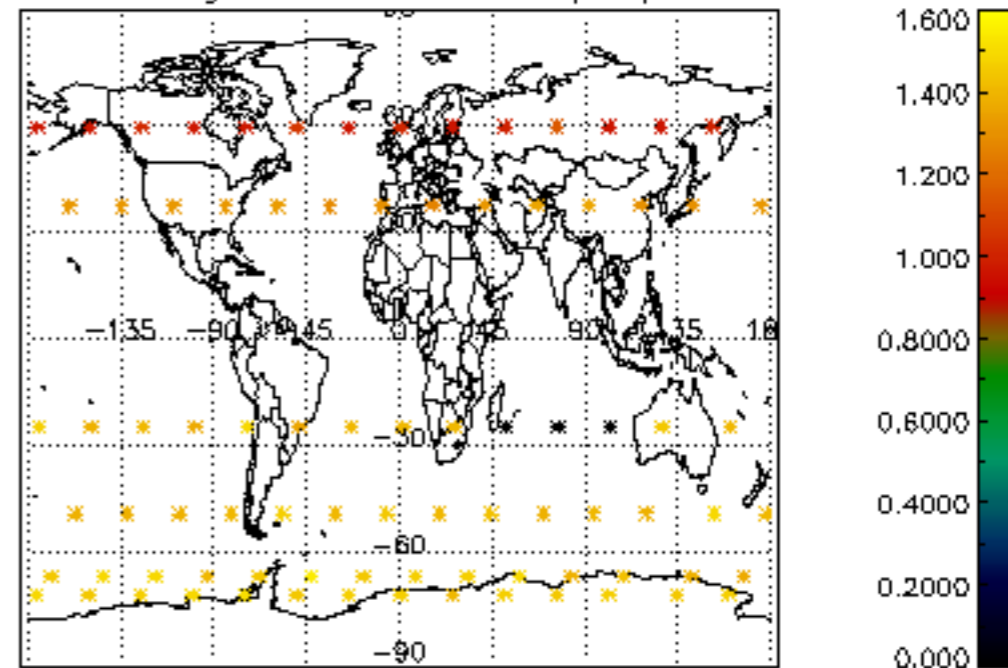
Percentage of saturation errors per profile



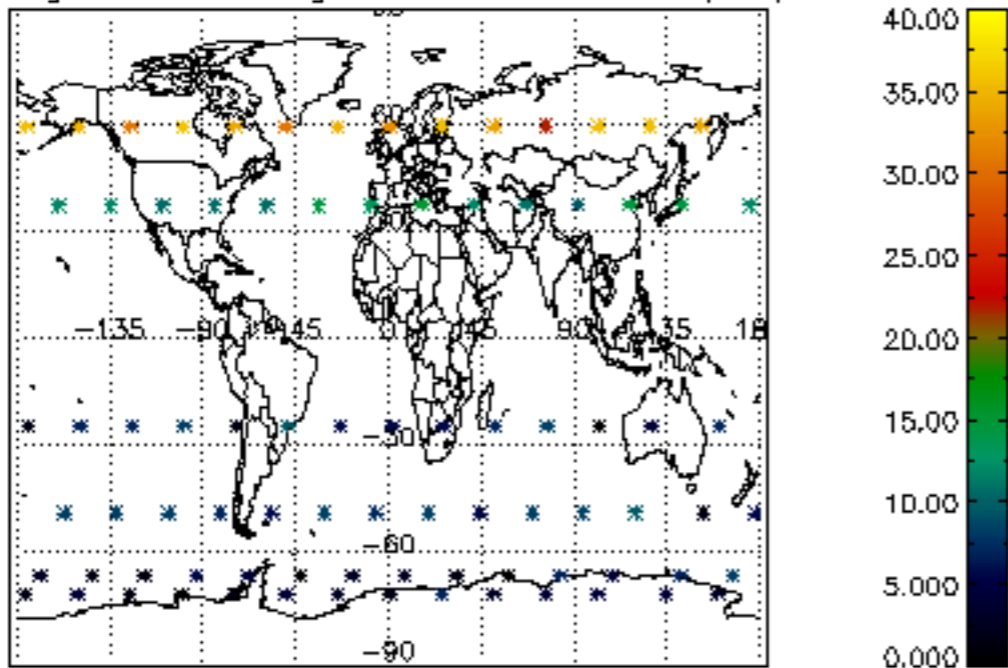
Percentage of cosmic ray hits per profile



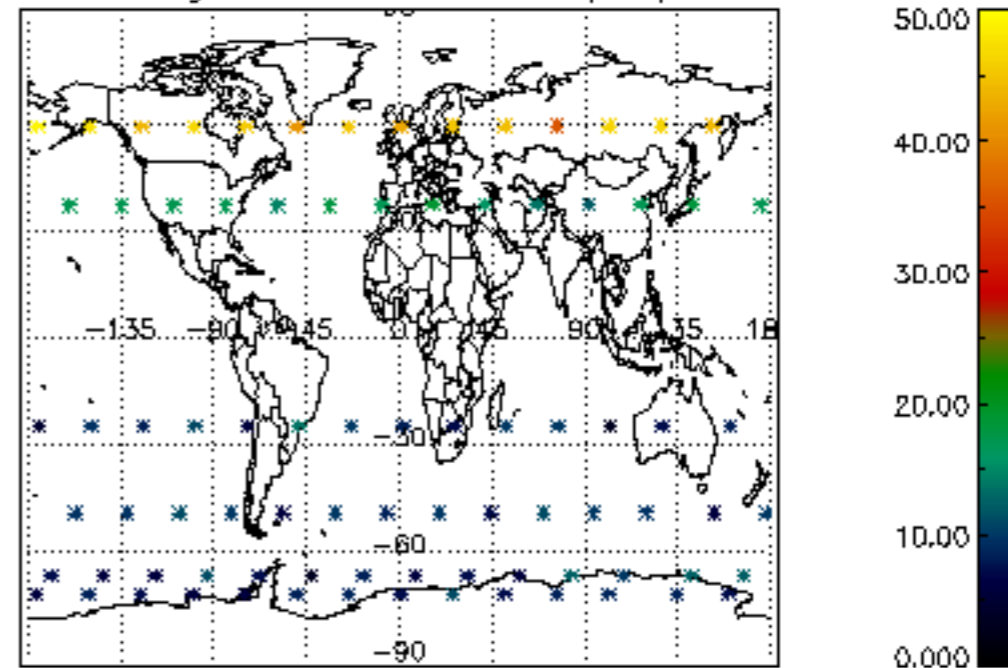
Percentage of datation errors per profile

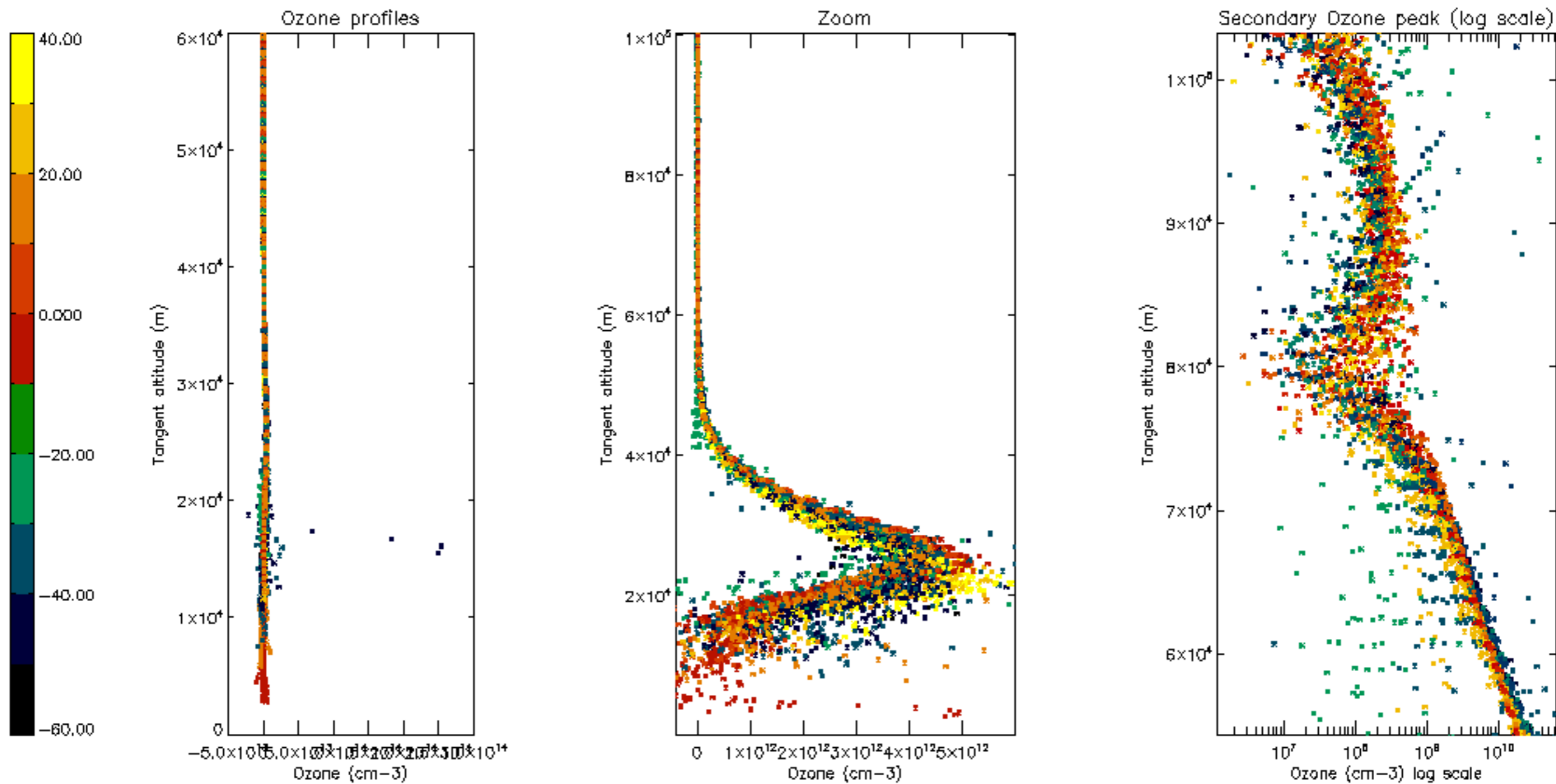


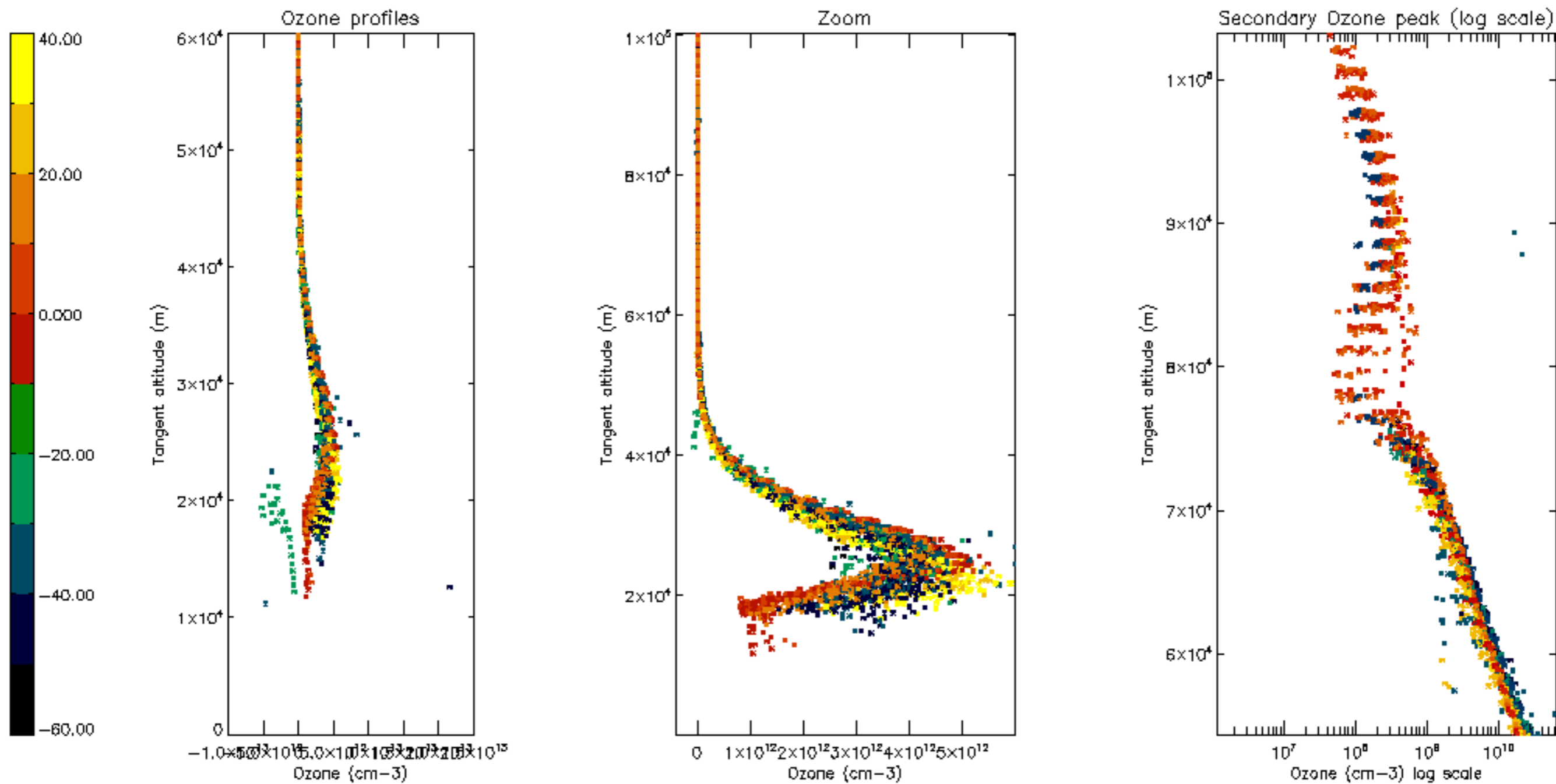
Percentage of star falling outside central band per profile

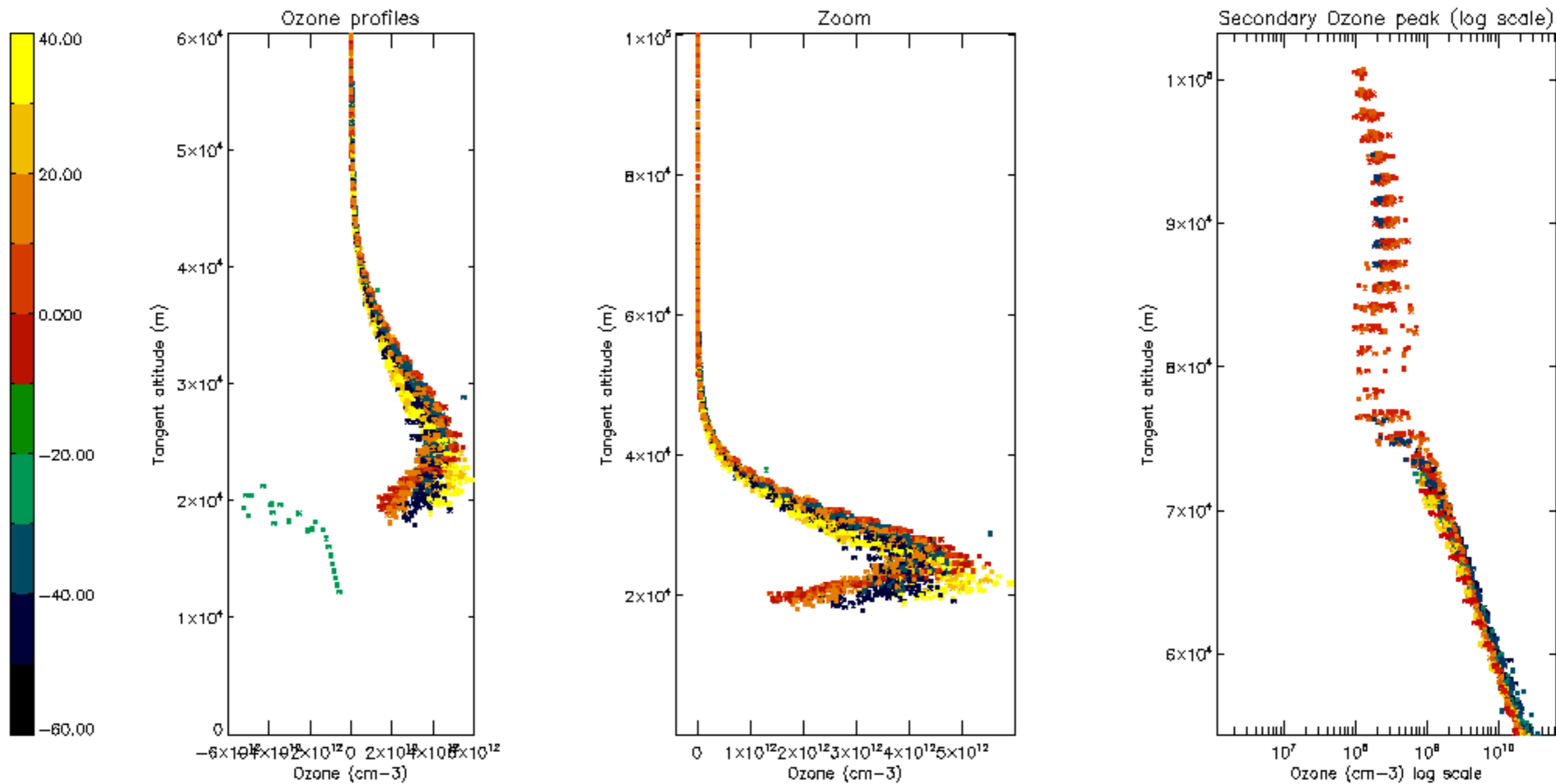


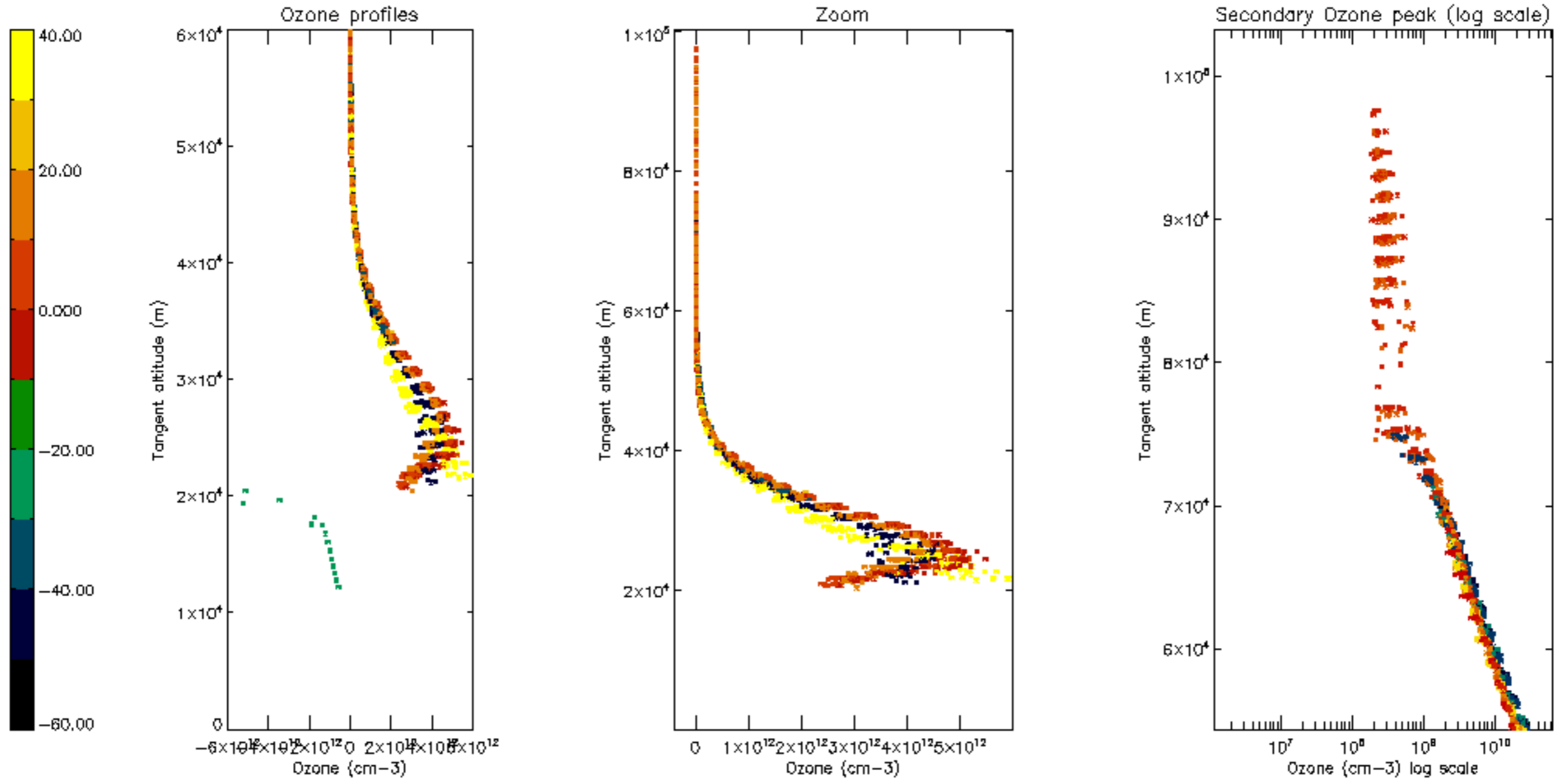
Percentage of saturation errors per profile

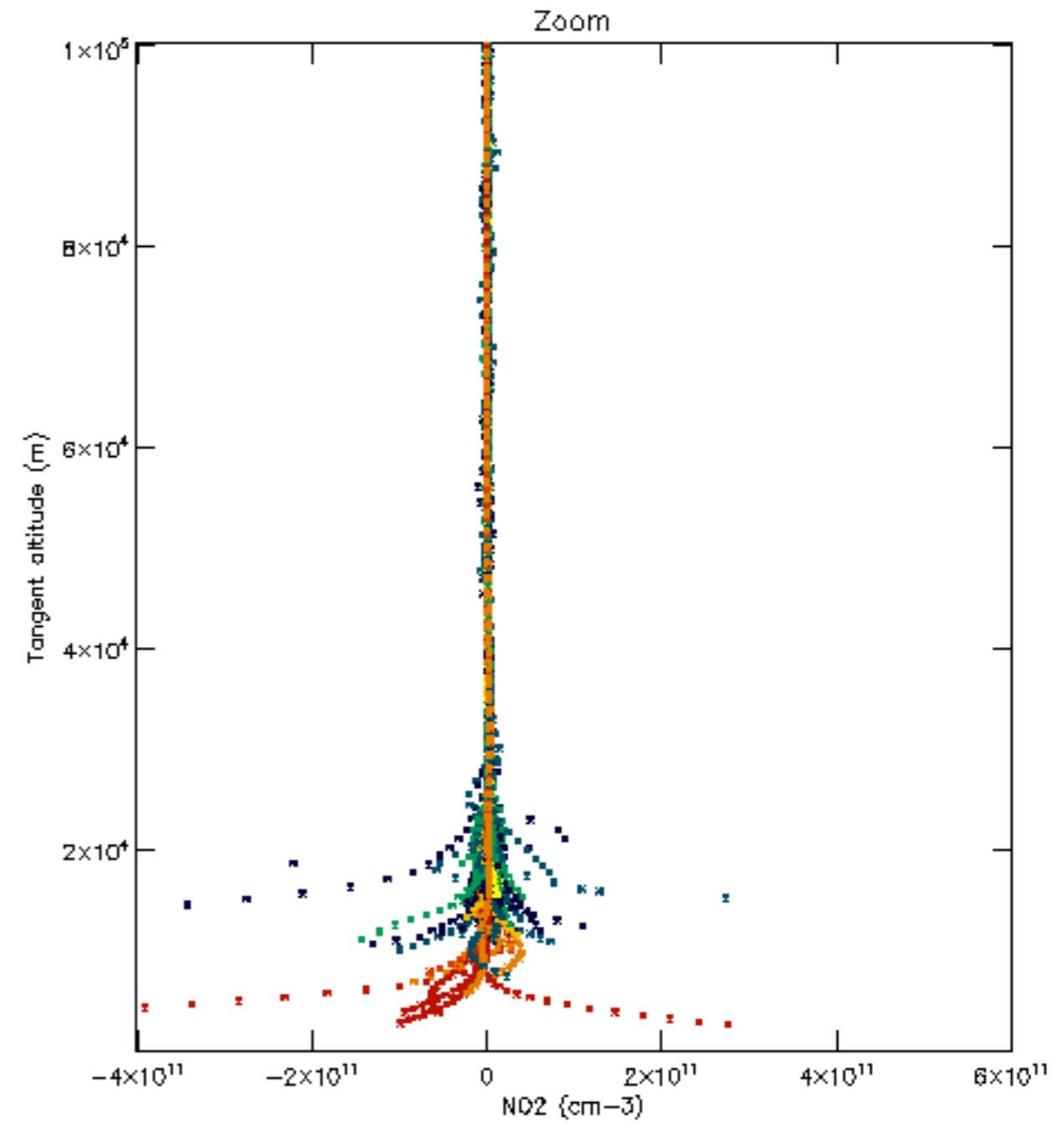
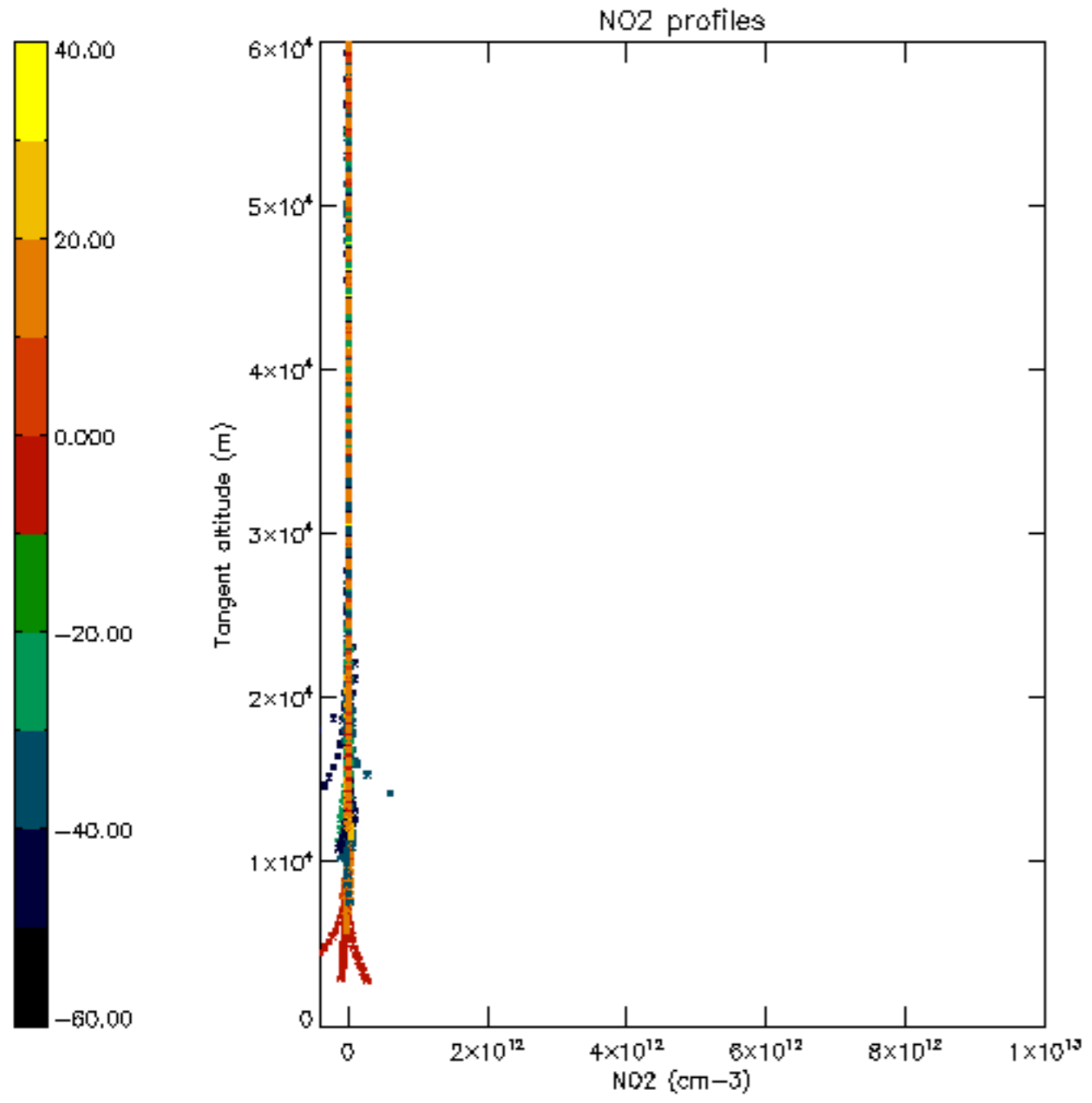


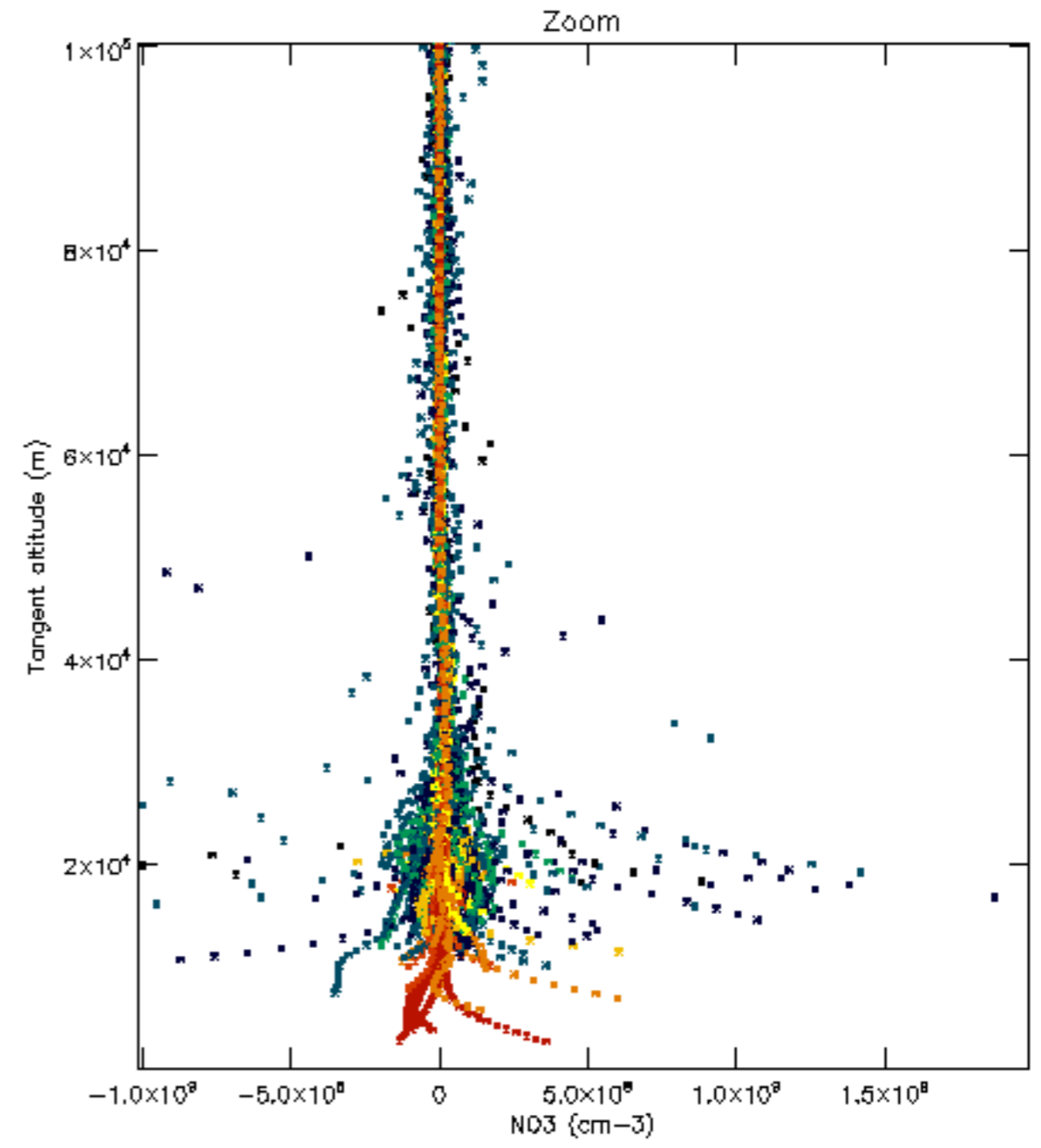
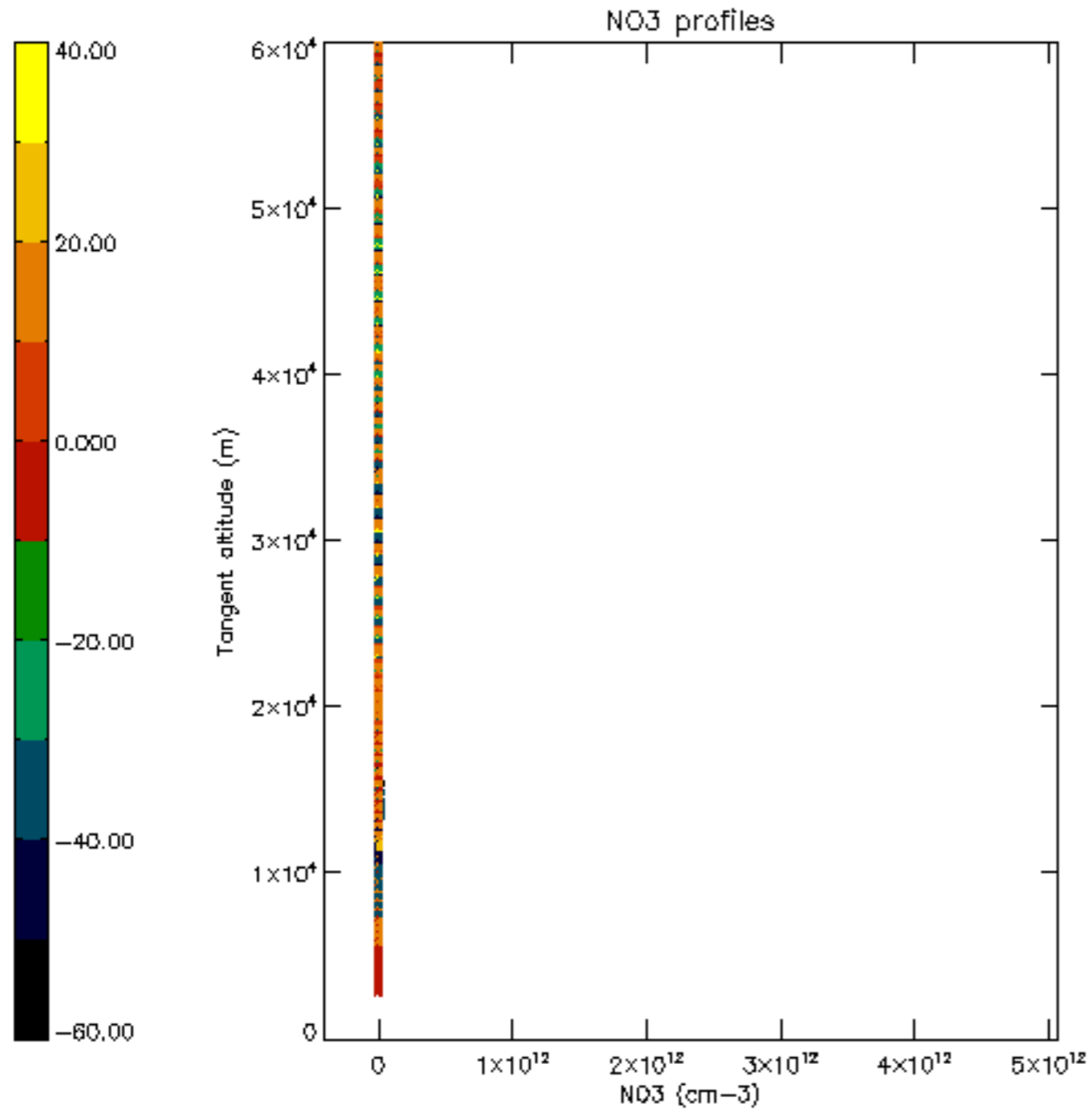


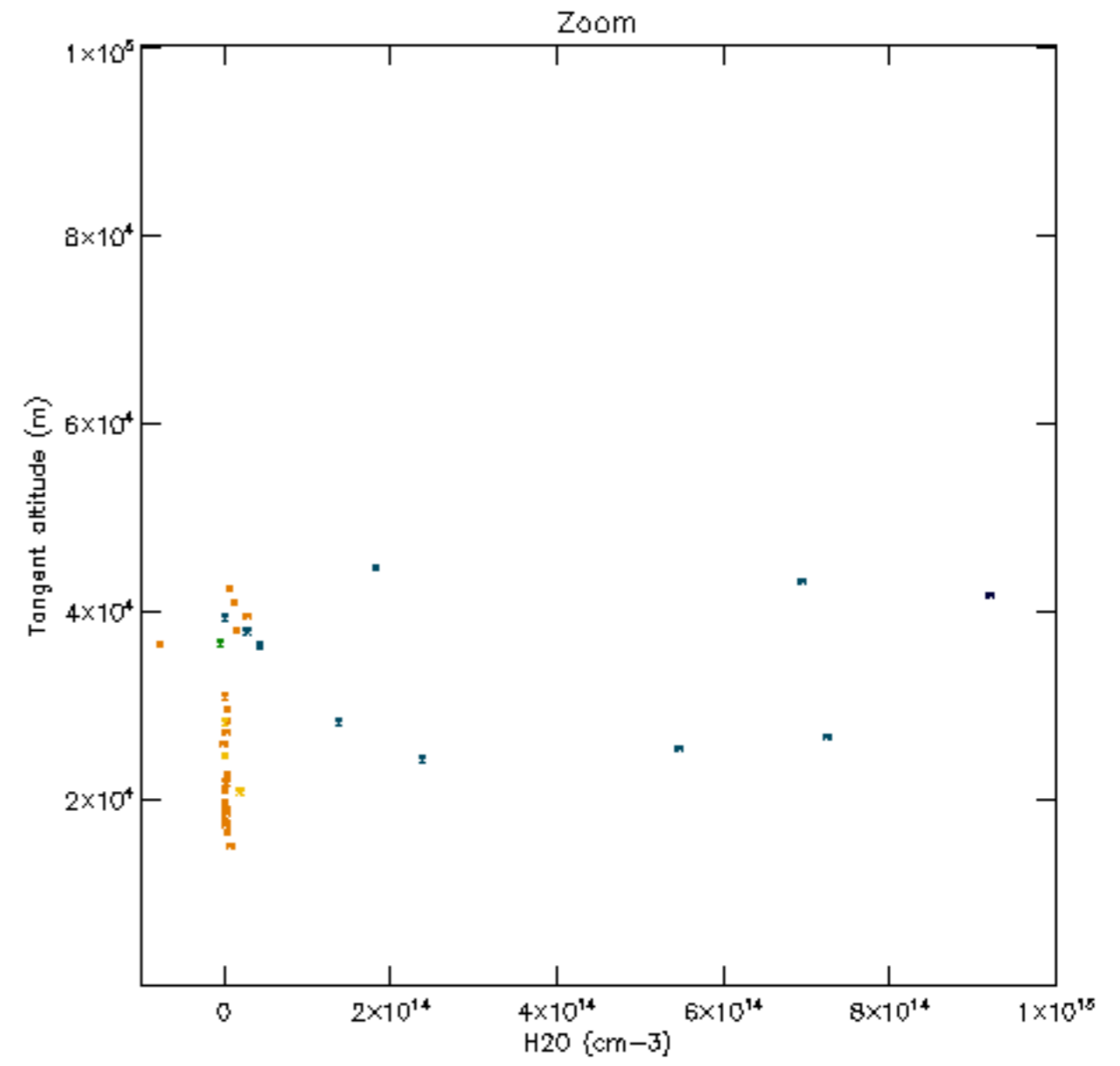
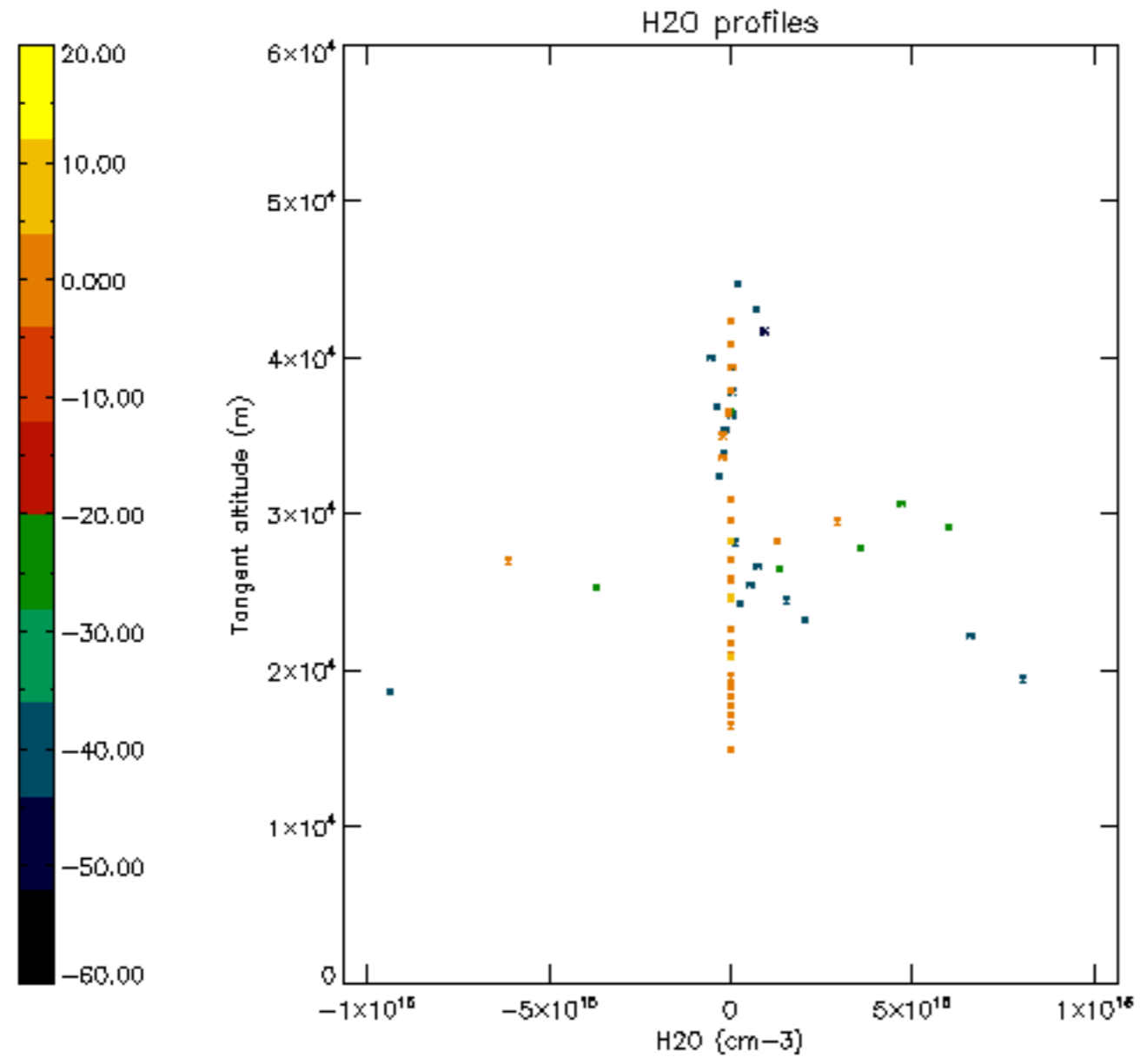


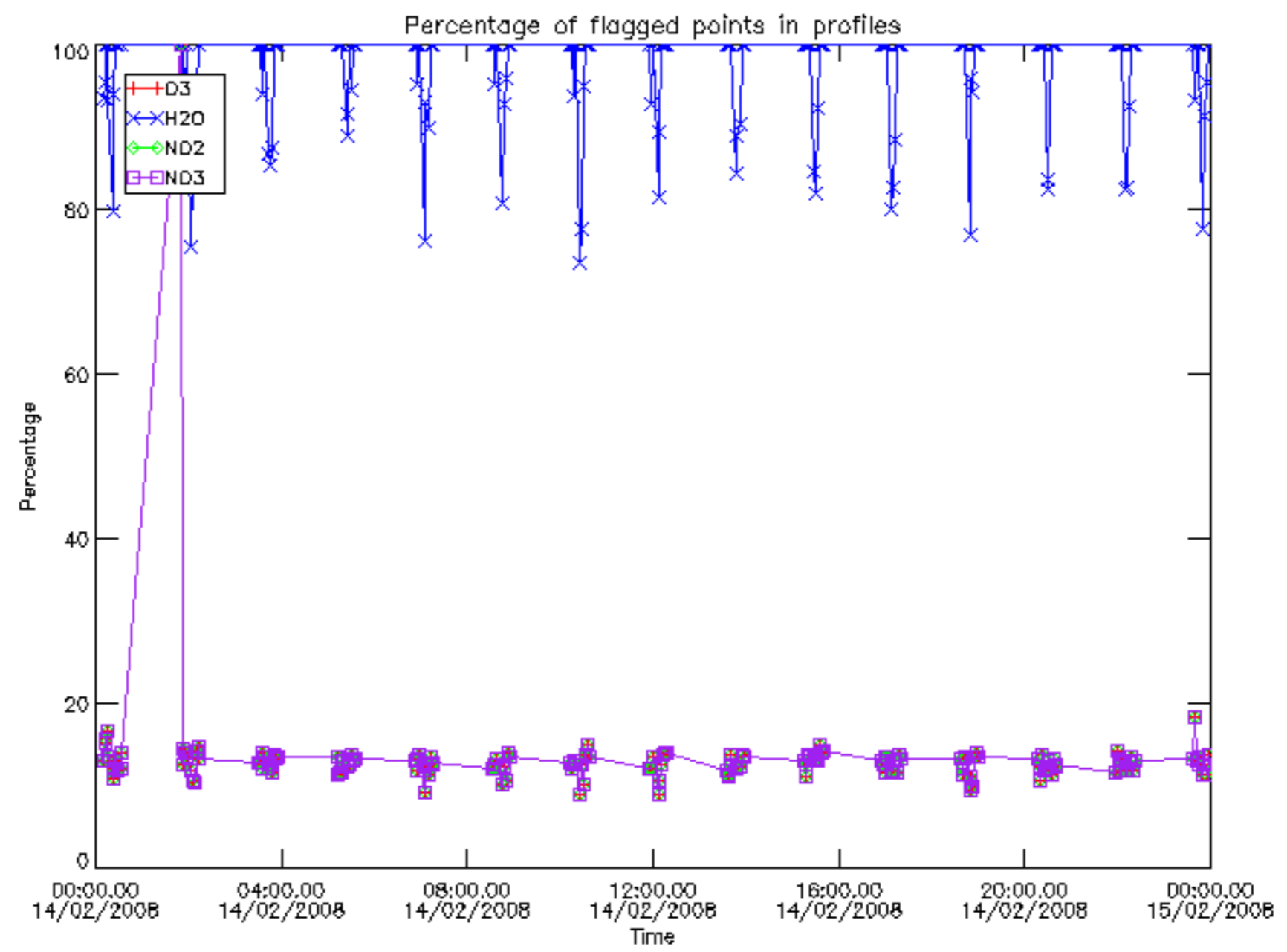




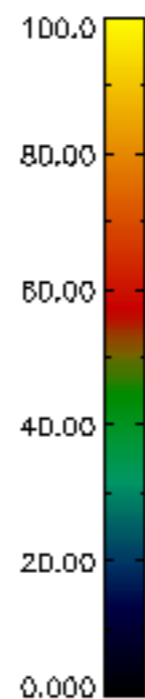
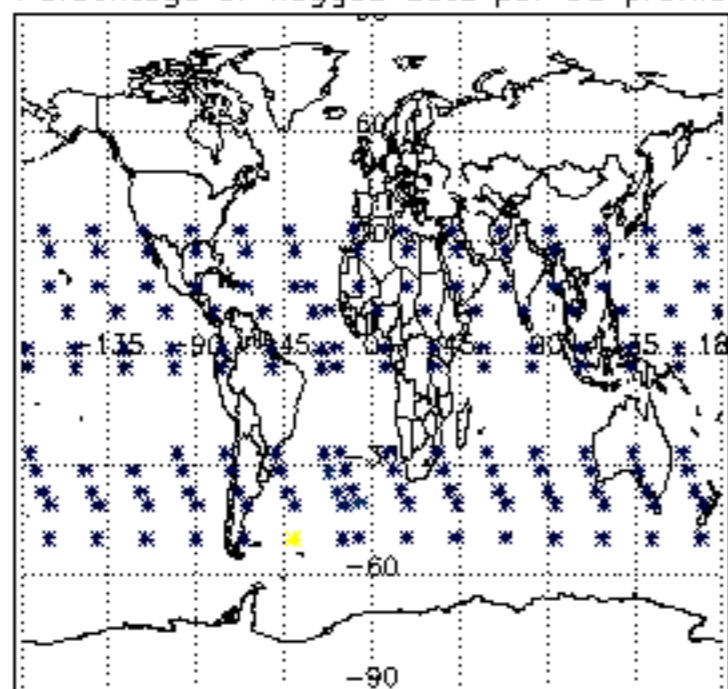




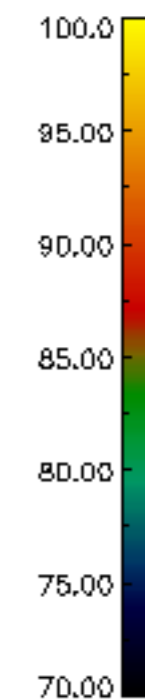
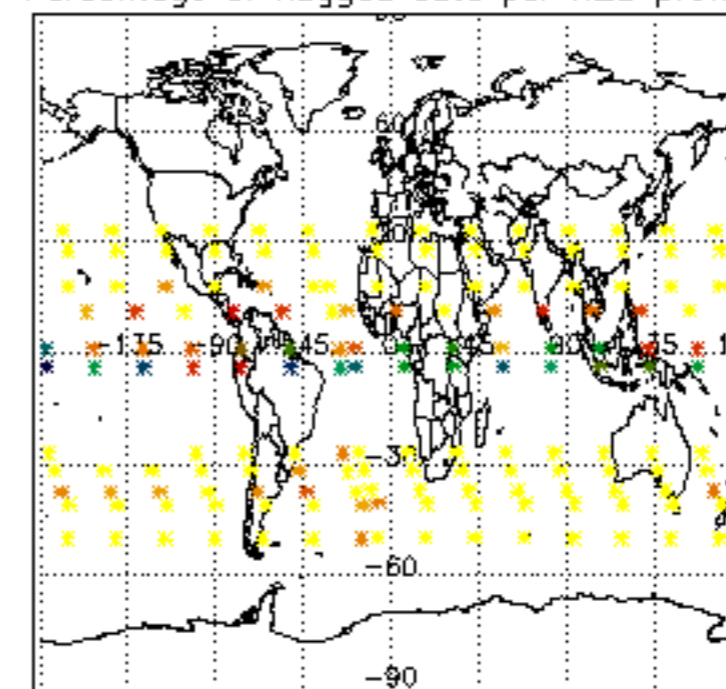




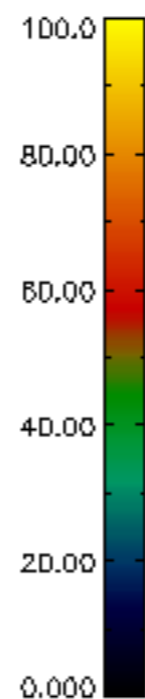
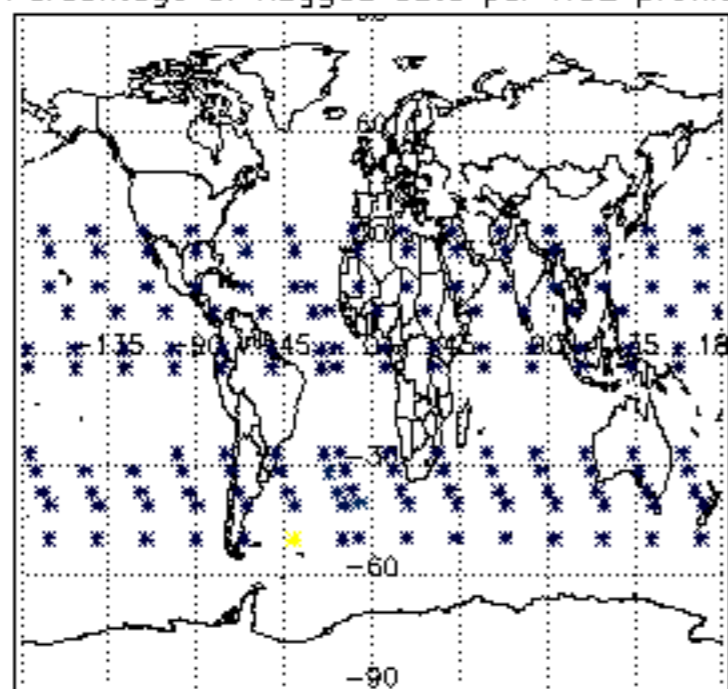
Percentage of flagged data per D3 profile



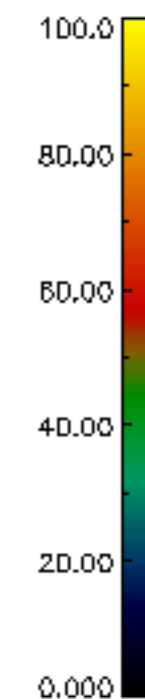
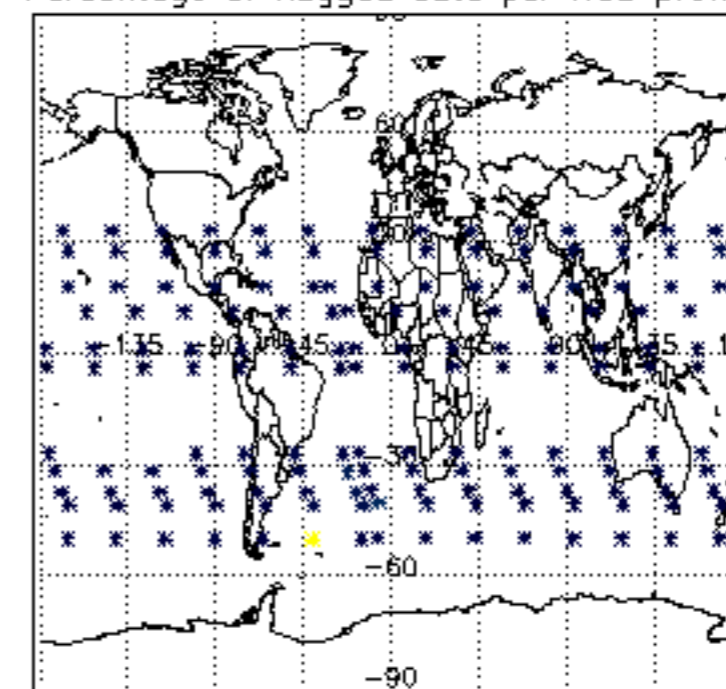
Percentage of flagged data per H2O profile

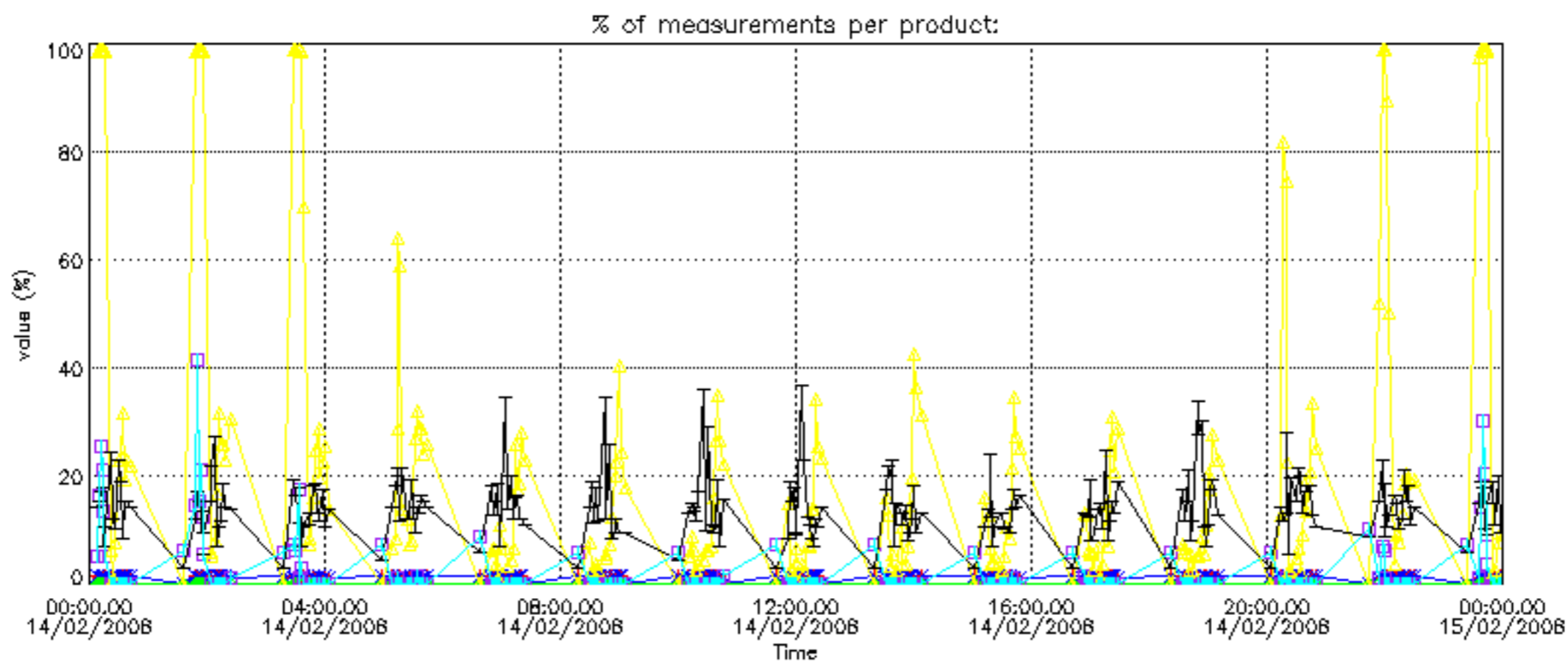


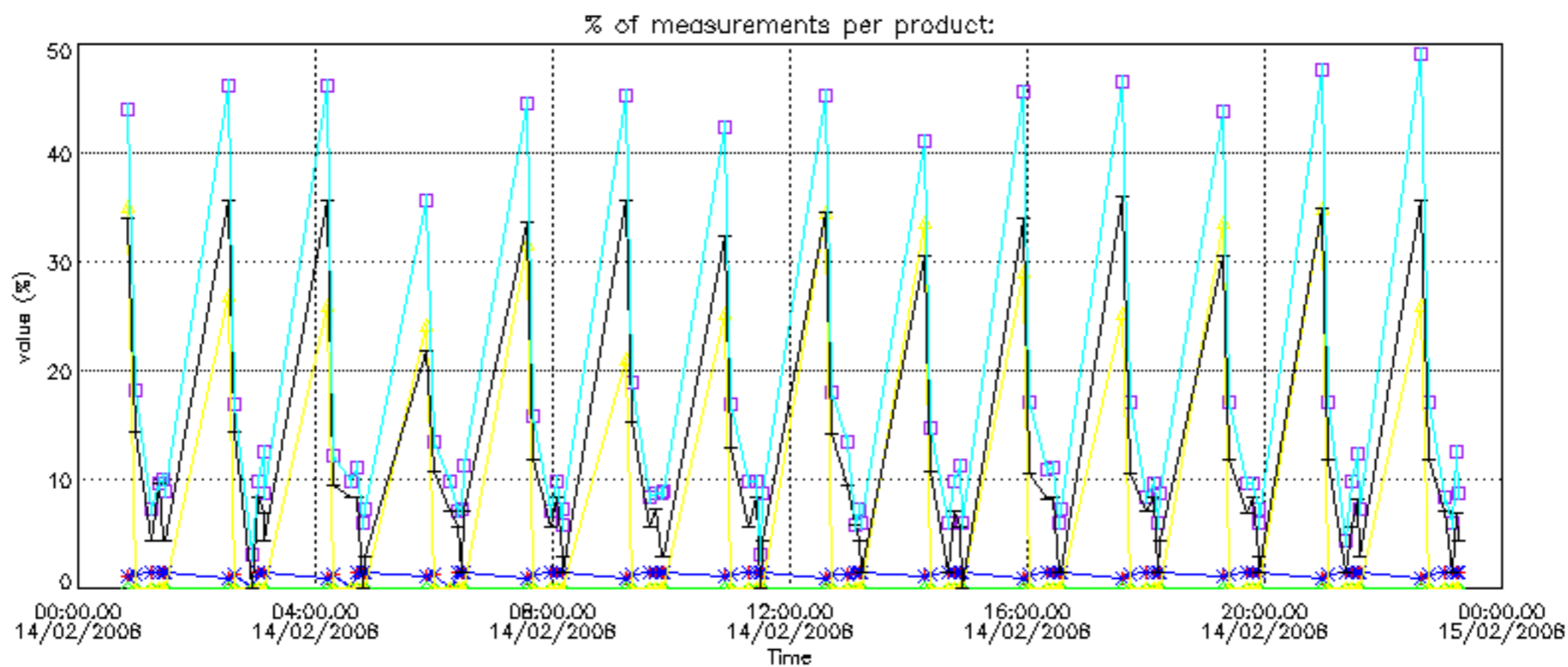
Percentage of flagged data per NO2 profile



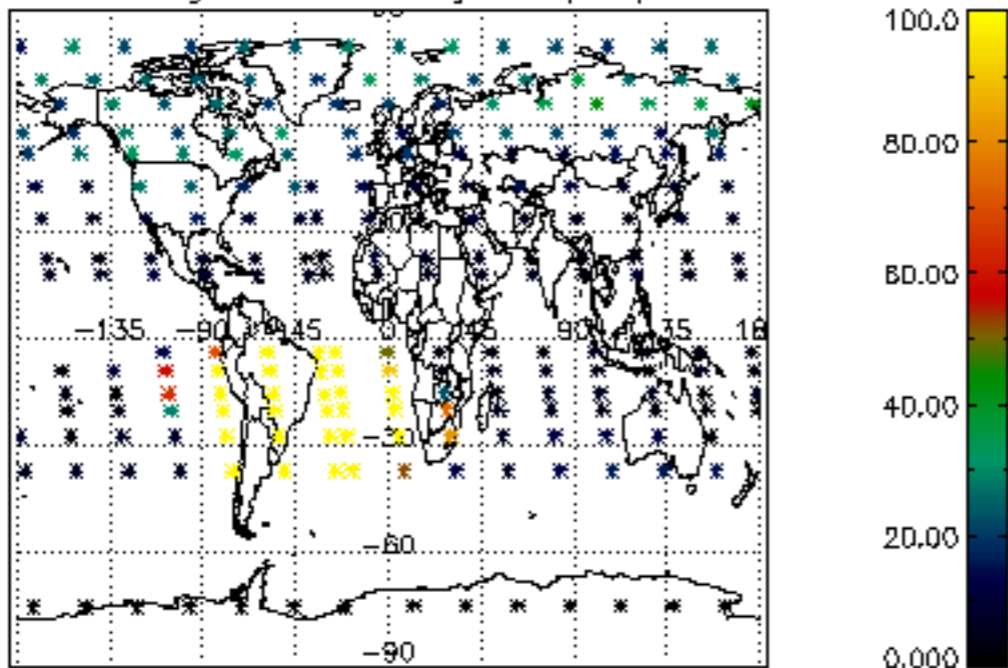
Percentage of flagged data per NO3 profile



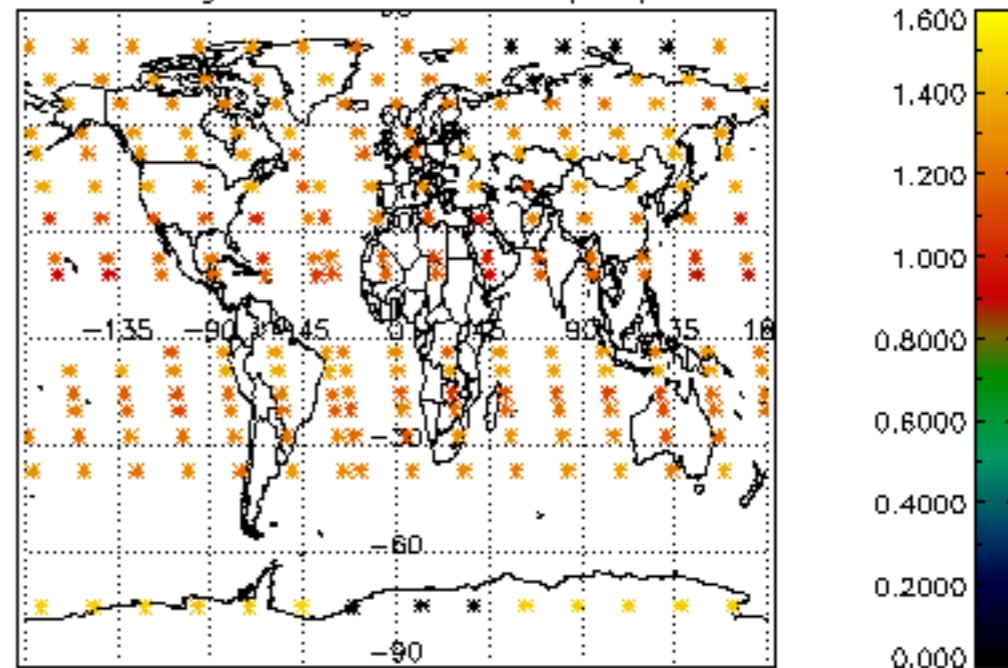




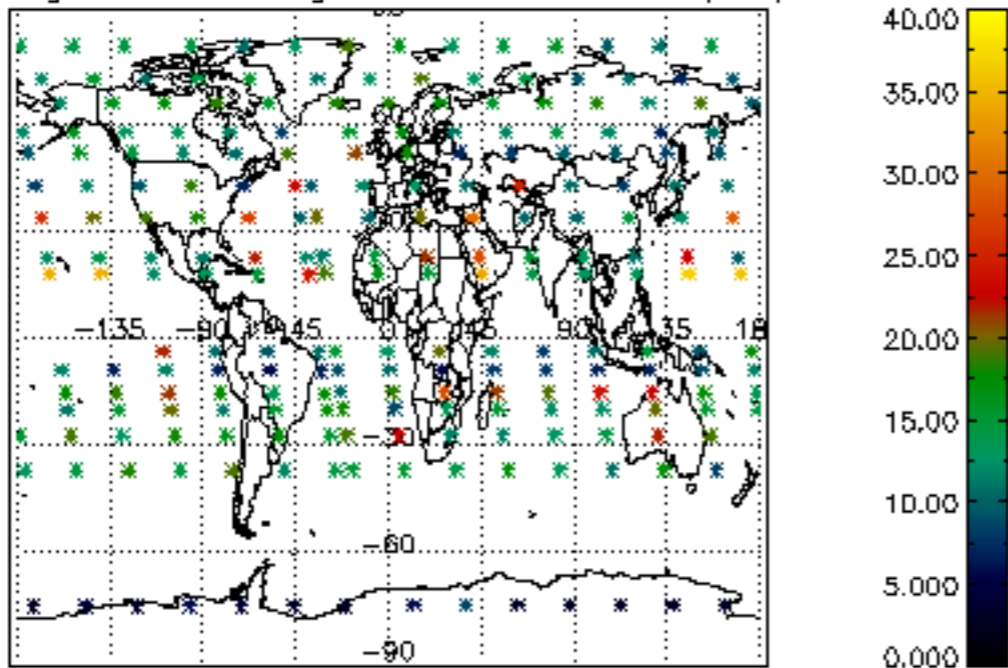
Percentage of cosmic ray hits per profile



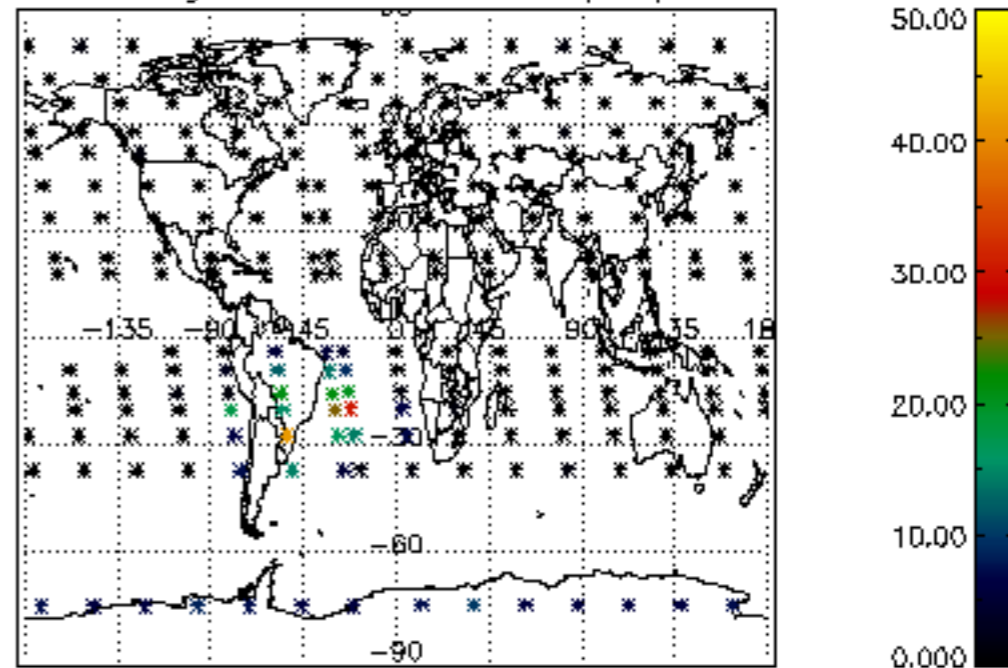
Percentage of datation errors per profile



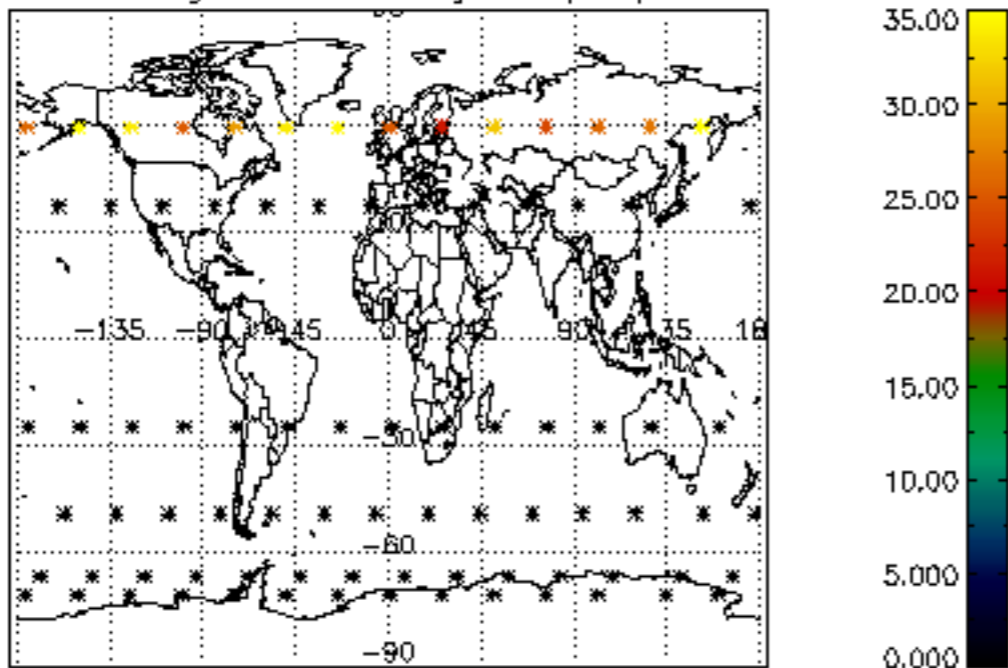
Percentage of star falling outside central band per profile



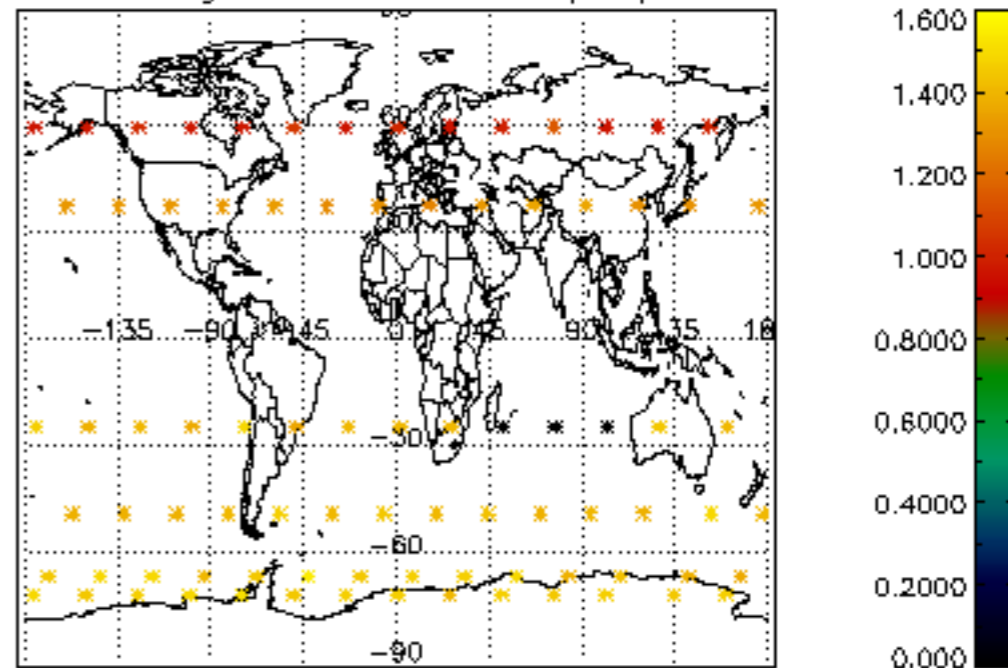
Percentage of saturation errors per profile



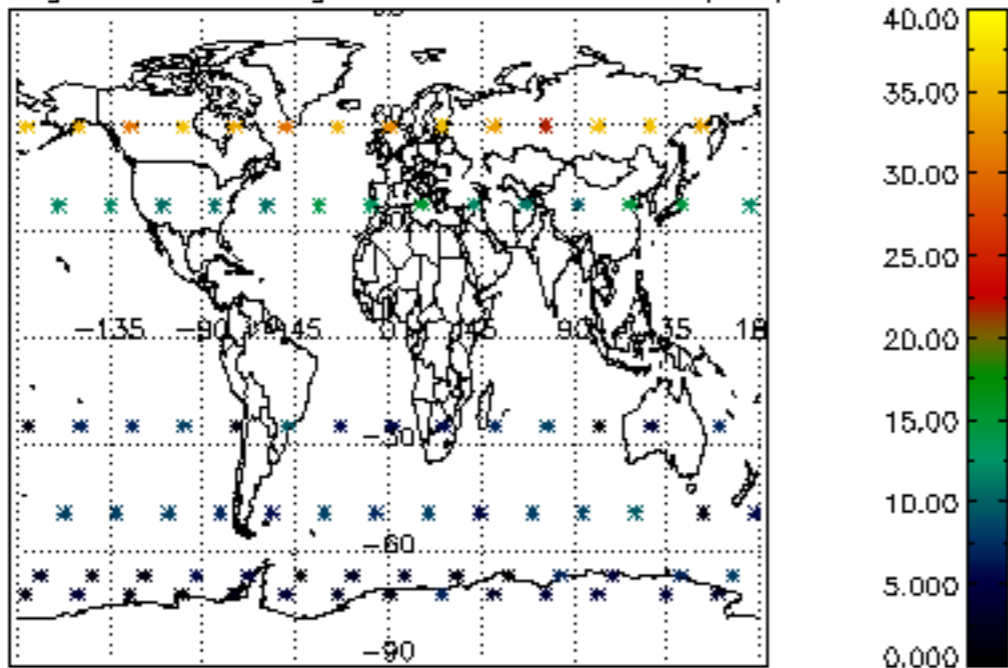
Percentage of cosmic ray hits per profile



Percentage of datation errors per profile



Percentage of star falling outside central band per profile



Percentage of saturation errors per profile

