

GOMOS Level 2 Daily Report

SUMMARY

[1. General Info](#)

[2. Summary of processed GOM_NL_2P products](#)

[3. Level 2 Quality information per product](#)

[3.1 Plot of level 2 quality information per product \(time dependant\)](#)

[3.2 Plot of level 2 quality information per product \(world map\)](#)

[4. Level 1 Quality information per product \(stored on level 2 products\)](#)

[4.1 Plot of level 1 quality information per product \(time dependant\)](#)

[4.1.1 Plot of level 1 quality information per product \(time dependant\): ASCENDING](#)

[4.1.2 Plot of level 1 quality information per product \(time dependant\): DESCENDING](#)

[4.2 Plot of level 1 quality information per product \(world map\)](#)

[4.2.1 Plot of level 1 quality information per product \(world map\): ASCENDING](#)

[4.2.2 Plot of level 1 quality information per product \(world map\): DESCENDING](#)

[5. Ozone profiles based on quality statistics and other trace gas profiles](#)

[5.1 Ozone statistics based on quality of products](#)

[5.2 Plot ozone profiles for all STD \(dark without errors\)](#)

[5.3 Plot ozone profiles where STD < 20% \(dark without errors\)](#)

[5.4. Plot ozone profiles where STD < 10% \(dark without errors\)](#)

[5.5. Plot ozone profiles where STD < 5% \(dark without errors\)](#)

[5.6 Plot NO2 profiles for all STD \(dark without errors\)](#)

[5.7 Plot NO3 profiles for all STD \(dark without errors\)](#)

[5.8 Plot H2O profiles \(only for occultations of stars 1,2,3,4,13,14,16,26,63 dark without errors\) for all STD](#)

[6. Auxiliary Data Files used for the production reported in section 2](#)

This report presents the daily analysis on parameters extracted from GOMOS level 2 data (GOM_NL__2P). It is intended to monitor some important parameters that will impact the quality of these products. A list of level 2 products (and content) that have arrived during the reporting day to the PCF is also given.

Item	Value
Time of report generation	23APR2013 14:36:11
Data source version	GOMOS/6.01
Start time of products	18-12-2007 (18DEC2007 00:00:00)
Stop time of products	19-12-2007 (19DEC2007 00:00:00)
Store outputs in DB	Yes
Nb of level 2 prods	338
Nb of prods with errors	0

2. Summary of processed GOM_NL__2P products.

Nr	Filename	UTC Start time	Limb	Duration	Star Id	Star Name	Star Mag	Star Temp	Nb Meas	Orbit	Prod. error
1	GOM_NL__2PRFIN20071218_000135_000000332064_00202_30316_9426.N1	18-DEC-2007 00:01:35	Bright	32.500	60	7Bet UMi	2.0810	3950.0	65	30316	No
2	GOM_NL__2PRFIN20071218_000454_000000342064_00202_30316_9427.N1	18-DEC-2007 00:04:54	Bright	33.500	119	14Eta Dra	2.7270	4700.0	67	30316	No
3	GOM_NL__2PRFIN20071218_001211_000000362064_00202_30316_9428.N1	18-DEC-2007 00:12:11	Bright	35.500	180	27Gam Boo	3.0400	8000.0	71	30316	No
4	GOM_NL__2PRFIN20071218_001526_000000362064_00202_30316_9429.N1	18-DEC-2007 00:15:26	Bright	36.000	83		2.3780	11000.	72	30316	No
5	GOM_NL__2PRFIN20071218_001811_000000402064_00202_30316_9430.N1	18-DEC-2007 00:18:11	Bright	39.500	3	16Alp Boo	-0.050000	4250.0	79	30316	No
6	GOM_NL__2PRFIN20071218_002731_000000352064_00202_30316_9431.N1	18-DEC-2007 00:27:31	Bright	35.000	122	9Alp2Lib	2.7470	9700.0	70	30316	No
7	GOM_NL__2PRFIN20071218_003224_000000452064_00202_30316_9432.N1	18-DEC-2007 00:32:24	Dark	45.000	169	46Gam Hya	2.9910	4700.0	90	30316	No
8	GOM_NL__2PRFIN20071218_003357_000000412064_00202_30316_9433.N1	18-DEC-2007 00:33:57	Dark	41.000	54	5The Cen	2.0550	4500.0	82	30316	No
9	GOM_NL__2PRFIN20071218_003942_000000412064_00202_30316_9434.N1	18-DEC-2007 00:39:42	Dark	40.500	64	Gam Cen	2.2000	10600.	81	30316	No
10	GOM_NL__2PRFIN20071218_004121_000000412064_00203_30317_9430.N1	18-DEC-2007 00:41:21	Dark	41.000	99	Del Cen	2.5750	26000.	82	30317	No
11	GOM_NL__2PRFIN20071218_004549_000000382064_00203_30317_9431.N1	18-DEC-2007 00:45:49	Dark	37.500	124	The Car	2.7640	30000.	75	30317	No
12	GOM_NL__2PRFIN20071218_004734_000000382064_00203_30317_9432.N1	18-DEC-2007 00:47:34	Dark	37.500	159	Ups Car	2.9200	7200.0	75	30317	No
13	GOM_NL__2PRFIN20071218_004857_000000412064_00203_30317_9433.N1	18-DEC-2007 00:48:57	Dark	40.500	71	lot Car	2.2460	7700.0	81	30317	No
14	GOM_NL__2PRFIN20071218_005540_000000462064_00203_30317_9434.N1	18-DEC-2007 00:55:40	Dark	45.500	2	Alp Car	-0.73600	7000.0	91	30317	No
15	GOM_NL__2PRFIN20071218_010139_000000412064_00203_30317_9435.N1	18-DEC-2007 01:01:39	Straylight	41.000	108	Alp Col	2.6520	15200.	82	30317	No
16	GOM_NL__2PRFIN20071218_010635_000000452064_00203_30317_9436.N1	18-DEC-2007 01:06:35	Straylight	44.500	101	11Alp Lep	2.5820	7000.0	89	30317	No
17	GOM_NL__2PRFIN20071218_010938_000000492064_00203_30317_9437.N1	18-DEC-2007 01:09:38	Straylight	48.500	7	19Bet Ori	0.10000	14000.	97	30317	No
18	GOM_NL__2PRFIN20071218_011656_000000472064_00203_30317_9438.N1	18-DEC-2007 01:16:56	Twilight_stray	46.500	13	87Alp Tau	0.86700	3800.0	93	30317	No
19	GOM_NL__2PRFIN20071218_011910_000000362064_00203_30317_9439.N1	18-DEC-2007 01:19:10	Bright	35.500	146	25Eta Tau	2.8730	15200.	71	30317	No
20	GOM_NL__2PRFIN20071218_012119_000000352064_00203_30317_9440.N1	18-DEC-2007 01:21:19	Bright	35.000	150	44Zet Per	2.8900	28000.	70	30317	No
21	GOM_NL__2PRFIN20071218_012335_000000352064_00203_30317_9441.N1	18-DEC-2007 01:23:35	Bright	35.000	149	45Eps Per	2.8880	30000.	70	30317	No
22	GOM_NL__2PRFIN20071218_012548_000000342064_00203_30317_9442.N1	18-DEC-2007 01:25:48	Bright	33.500	175	39Del Per	3.0100	19400.	67	30317	No
23	GOM_NL__2PRFIN20071218_013729_000000362064_00203_30317_9443.N1	18-DEC-2007 01:37:29	Bright	35.500	49	1Alp UMi	1.9900	6300.0	71	30317	No
24	GOM_NL__2PRFIN20071218_014211_000000382064_00203_30317_9444.N1	18-DEC-2007 01:42:11	Bright	37.500	60	7Bet UMi	2.0810	3950.0	75	30317	No
25	GOM_NL__2PRFIN20071218_014530_000000362064_00203_30317_9445.N1	18-DEC-2007 01:45:30	Bright	36.000	119	14Eta Dra	2.7270	4700.0	72	30317	No
26	GOM_NL__2PRFIN20071218_015247_000000372064_00203_30317_9446.N1	18-DEC-2007 01:52:47	Bright	36.500	180	27Gam Boo	3.0400	8000.0	73	30317	No
27	GOM_NL__2PRFIN20071218_015602_000000382064_00203_30317_9447.N1	18-DEC-2007 01:56:02	Bright	38.000	83		2.3780	11000.	76	30317	No
28	GOM_NL__2PRFIN20071218_015847_000000392064_00203_30317_9448.N1	18-DEC-2007 01:58:47	Bright	38.500	3	16Alp Boo	-0.050000	4250.0	77	30317	No
29	GOM_NL__2PRFIN20071218_020807_000000342064_00203_30317_9449.N1	18-DEC-2007 02:08:07	Bright	34.000	122	9Alp2Lib	2.7470	9700.0	68	30317	No
30	GOM_NL__2PRFIN20071218_021301_000000492064_00203_30317_9450.N1	18-DEC-2007 02:13:01	Dark	48.500	169	46Gam Hya	2.9910	4700.0	97	30317	No
31	GOM_NL__2PRFIN20071218_021433_000000452064_00203_30317_9451.N1	18-DEC-2007 02:14:33	Dark	45.000	54	5The Cen	2.0550	4500.0	90	30317	No
32	GOM_NL__2PRFIN20071218_021733_000000382064_00203_30317_9452.N1	18-DEC-2007 02:17:33	Dark	38.000	95	Zet Cen	2.5450	26000.	76	30317	No
33	GOM_NL__2PRFIN20071218_022018_000000422064_00203_30317_9453.N1	18-DEC-2007 02:20:18	Dark	41.500	64	Gam Cen	2.2000	10600.	83	30317	No
34	GOM_NL__2PRFIN20071218_022158_000000422064_00204_30318_9439.N1	18-DEC-2007 02:21:58	Dark	41.500	99	Del Cen	2.5750	26000.	83	30318	No
35	GOM_NL__2PRFIN20071218_022626_000000382064_00204_30318_9440.N1	18-DEC-2007 02:26:26	Dark	37.500	124	The Car	2.7640	30000.	75	30318	No
36	GOM_NL__2PRFIN20071218_022810_000000392064_00204_30318_9441.N1	18-DEC-2007 02:28:10	Dark	38.500	159	Ups Car	2.9200	7200.0	77	30318	No
37	GOM_NL__2PRFIN20071218_022934_000000422064_00204_30318_9442.N1	18-DEC-2007 02:29:34	Dark	41.500	71	lot Car	2.2460	7700.0	83	30318	No
38	GOM_NL__2PRFIN20071218_023616_000000462064_00204_30318_9443.N1	18-DEC-2007 02:36:16	Dark	46.000	2	Alp Car	-0.73600	7000.0	92	30318	No
39	GOM_NL__2PRFIN20071218_024215_000000392064_00204_30318_9444.N1	18-DEC-2007 02:42:15	Straylight	39.000	108	Alp Col	2.6520	15200.	78	30318	No
40	GOM_NL__2PRFIN20071218_024711_000000462064_00204_30318_9445.N1	18-DEC-2007 02:47:11	Straylight	45.500	101	11Alp Lep	2.5820	7000.0	91	30318	No
41	GOM_NL__2PRFIN20071218_025014_000000482064_00204_30318_9446.N1	18-DEC-2007 02:50:14	Straylight	47.500	7	19Bet Ori	0.10000	14000.	95	30318	No
42	GOM_NL__2PRFIN20071218_025732_000000532064_00204_30318_9447.N1	18-DEC-2007 02:57:32	Twilight_stray	53.000	13	87Alp Tau	0.86700	3800.0	106	30318	No

43	GOM_NL__2PRFIN20071218_025946_000000382064_00204_30318_9448.N1	18-DEC-2007 02:59:46	Bright	37.500	146	25Eta Tau	2.8730	15200.	75	30318	No
44	GOM_NL__2PRFIN20071218_030155_000000372064_00204_30318_9449.N1	18-DEC-2007 03:01:55	Bright	36.500	150	44Zet Per	2.8900	28000.	73	30318	No
45	GOM_NL__2PRFIN20071218_030411_000000352064_00204_30318_9450.N1	18-DEC-2007 03:04:11	Bright	35.000	149	45Eps Per	2.8880	30000.	70	30318	No
46	GOM_NL__2PRFIN20071218_030624_000000352064_00204_30318_9451.N1	18-DEC-2007 03:06:24	Bright	34.500	175	39Del Per	3.0100	19400.	69	30318	No
47	GOM_NL__2PRFIN20071218_031805_000000372064_00204_30318_9452.N1	18-DEC-2007 03:18:05	Bright	36.500	49	1Alp UMi	1.9900	6300.0	73	30318	No
48	GOM_NL__2PRFIN20071218_032247_000000352064_00204_30318_9453.N1	18-DEC-2007 03:22:47	Bright	34.500	60	7Bet UMi	2.0810	3950.0	69	30318	No
49	GOM_NL__2PRFIN20071218_032606_000000372064_00204_30318_9454.N1	18-DEC-2007 03:26:06	Bright	37.000	119	14Eta Dra	2.7270	4700.0	74	30318	No
50	GOM_NL__2PRFIN20071218_033323_000000552064_00204_30318_9455.N1	18-DEC-2007 03:33:23	Bright	55.000	180	27Gam Boo	3.0400	8000.0	110	30318	No
51	GOM_NL__2PRFIN20071218_033638_000000362064_00204_30318_9456.N1	18-DEC-2007 03:36:38	Bright	35.500	83		2.3780	11000.	71	30318	No
52	GOM_NL__2PRFIN20071218_033923_000000392064_00204_30318_9457.N1	18-DEC-2007 03:39:23	Bright	39.000	3	16Alp Boo	-0.050000	4250.0	78	30318	No
53	GOM_NL__2PRFIN20071218_034843_000000362064_00204_30318_9458.N1	18-DEC-2007 03:48:43	Bright	35.500	122	9Alp2Lib	2.7470	9700.0	71	30318	No
54	GOM_NL__2PRFIN20071218_035338_000000482064_00204_30318_9459.N1	18-DEC-2007 03:53:38	Dark	47.500	169	46Gam Hya	2.9910	4700.0	95	30318	No
55	GOM_NL__2PRFIN20071218_035510_000000432064_00204_30318_9460.N1	18-DEC-2007 03:55:10	Dark	43.000	54	5The Cen	2.0550	4500.0	86	30318	No
56	GOM_NL__2PRFIN20071218_035809_000000372064_00204_30318_9461.N1	18-DEC-2007 03:58:09	Dark	37.000	95	Zet Cen	2.5450	26000.	74	30318	No
57	GOM_NL__2PRFIN20071218_040055_000000422064_00204_30318_9462.N1	18-DEC-2007 04:00:55	Dark	41.500	64	Gam Cen	2.2000	10600.	83	30318	No
58	GOM_NL__2PRFIN20071218_040234_000000422064_00205_30319_9453.N1	18-DEC-2007 04:02:34	Dark	42.000	99	Del Cen	2.5750	26000.	84	30319	No
59	GOM_NL__2PRFIN20071218_040703_000000372064_00205_30319_9454.N1	18-DEC-2007 04:07:03	Dark	37.000	124	The Car	2.7640	30000.	74	30319	No
60	GOM_NL__2PRFIN20071218_040847_000000392064_00205_30319_9455.N1	18-DEC-2007 04:08:47	Dark	38.500	159	Ups Car	2.9200	7200.0	77	30319	No
61	GOM_NL__2PRFIN20071218_041011_000000412064_00205_30319_9456.N1	18-DEC-2007 04:10:11	Dark	40.500	71	lot Car	2.2460	7700.0	81	30319	No
62	GOM_NL__2PRFIN20071218_041653_000000482064_00205_30319_9457.N1	18-DEC-2007 04:16:53	Dark	48.000	2	Alp Car	-0.73600	7000.0	96	30319	No
63	GOM_NL__2PRFIN20071218_042252_000000412064_00205_30319_9458.N1	18-DEC-2007 04:22:52	Straylight	41.000	108	Alp Col	2.6520	15200.	82	30319	No
64	GOM_NL__2PRFIN20071218_042748_000000442064_00205_30319_9459.N1	18-DEC-2007 04:27:48	Straylight	44.000	101	11Alp Lep	2.5820	7000.0	88	30319	No
65	GOM_NL__2PRFIN20071218_043050_000000462064_00205_30319_9460.N1	18-DEC-2007 04:30:50	Straylight	45.500	7	19Bet Ori	0.10000	14000.	91	30319	No
66	GOM_NL__2PRFIN20071218_043808_000000462064_00205_30319_9461.N1	18-DEC-2007 04:38:08	Tw_i_and_stray	46.000	13	87Alp Tau	0.86700	3800.0	92	30319	No
67	GOM_NL__2PRFIN20071218_044023_000000352064_00205_30319_9462.N1	18-DEC-2007 04:40:23	Bright	35.000	146	25Eta Tau	2.8730	15200.	70	30319	No
68	GOM_NL__2PRFIN20071218_044231_000000362064_00205_30319_9463.N1	18-DEC-2007 04:42:31	Bright	35.500	150	44Zet Per	2.8900	28000.	71	30319	No
69	GOM_NL__2PRFIN20071218_044447_000000352064_00205_30319_9464.N1	18-DEC-2007 04:44:47	Bright	34.500	149	45Eps Per	2.8880	30000.	69	30319	No
70	GOM_NL__2PRFIN20071218_044700_000000352064_00205_30319_9465.N1	18-DEC-2007 04:47:00	Bright	34.500	175	39Del Per	3.0100	19400.	69	30319	No
71	GOM_NL__2PRFIN20071218_045841_000000362064_00205_30319_9466.N1	18-DEC-2007 04:58:41	Bright	36.000	49	1Alp UMi	1.9900	6300.0	72	30319	No
72	GOM_NL__2PRFIN20071218_050323_000000382064_00205_30319_9467.N1	18-DEC-2007 05:03:23	Bright	38.000	60	7Bet UMi	2.0810	3950.0	76	30319	No
73	GOM_NL__2PRFIN20071218_050642_000000342064_00205_30319_9468.N1	18-DEC-2007 05:06:42	Bright	34.000	119	14Eta Dra	2.7270	4700.0	68	30319	No
74	GOM_NL__2PRFIN20071218_051359_000000352064_00205_30319_9469.N1	18-DEC-2007 05:13:59	Bright	35.000	180	27Gam Boo	3.0400	8000.0	70	30319	No
75	GOM_NL__2PRFIN20071218_051714_000000372064_00205_30319_9470.N1	18-DEC-2007 05:17:14	Bright	36.500	83		2.3780	11000.	73	30319	No
76	GOM_NL__2PRFIN20071218_052000_000000402064_00205_30319_9471.N1	18-DEC-2007 05:20:00	Bright	39.500	3	16Alp Boo	-0.050000	4250.0	79	30319	No
77	GOM_NL__2PRFIN20071218_052920_000000362064_00205_30319_9472.N1	18-DEC-2007 05:29:20	Bright	35.500	122	9Alp2Lib	2.7470	9700.0	71	30319	No
78	GOM_NL__2PRFIN20071218_053415_000000472064_00205_30319_9473.N1	18-DEC-2007 05:34:15	Dark	46.500	169	46Gam Hya	2.9910	4700.0	93	30319	No
79	GOM_NL__2PRFIN20071218_053546_000000402064_00205_30319_9474.N1	18-DEC-2007 05:35:46	Dark	39.500	54	5The Cen	2.0550	4500.0	79	30319	No
80	GOM_NL__2PRFIN20071218_053846_000000382064_00205_30319_9475.N1	18-DEC-2007 05:38:46	Dark	37.500	95	Zet Cen	2.5450	26000.	75	30319	No
81	GOM_NL__2PRFIN20071218_054132_000000442064_00205_30319_9476.N1	18-DEC-2007 05:41:32	Dark	44.000	64	Gam Cen	2.2000	10600.	88	30319	No
82	GOM_NL__2PRFIN20071218_054311_000000422064_00206_30320_9467.N1	18-DEC-2007 05:43:11	Dark	42.000	99	Del Cen	2.5750	26000.	84	30320	No
83	GOM_NL__2PRFIN20071218_054739_000000382064_00206_30320_9468.N1	18-DEC-2007 05:47:39	Dark	38.000	124	The Car	2.7640	30000.	76	30320	No
84	GOM_NL__2PRFIN20071218_054923_000000382064_00206_30320_9469.N1	18-DEC-2007 05:49:23	Dark	37.500	159	Ups Car	2.9200	7200.0	75	30320	No
85	GOM_NL__2PRFIN20071218_055047_000000422064_00206_30320_9470.N1	18-DEC-2007 05:50:47	Dark	41.500	71	lot Car	2.2460	7700.0	83	30320	No
86	GOM_NL__2PRFIN20071218_055729_000000552064_00206_30320_9471.N1	18-DEC-2007 05:57:29	Dark	55.000	2	Alp Car	-0.73600	7000.0	110	30320	No
87	GOM_NL__2PRFIN20071218_060328_000000402064_00206_30320_9472.N1	18-DEC-2007 06:03:28	Straylight	39.500	108	Alp Col	2.6520	15200.	79	30320	No
88	GOM_NL__2PRFIN20071218_060824_000000452064_00206_30320_9473.N1	18-DEC-2007 06:08:24	Straylight	44.500	101	11Alp Lep	2.5820	7000.0	89	30320	No
89	GOM_NL__2PRFIN20071218_061126_000000552064_00206_30320_9474.N1	18-DEC-2007 06:11:26	Straylight	54.500	7	19Bet Ori	0.10000	14000.	109	30320	No
90	GOM_NL__2PRFIN20071218_061844_000000532064_00206_30320_9475.N1	18-DEC-2007 06:18:44	Tw_i_and_stray	53.000	13	87Alp Tau	0.86700	3800.0	106	30320	No
91	GOM_NL__2PRFIN20071218_062059_000000402064_00206_30320_9476.N1	18-DEC-2007 06:20:59	Bright	40.000	146	25Eta Tau	2.8730	15200.	80	30320	No
92	GOM_NL__2PRFIN20071218_062307_000000362064_00206_30320_9477.N1	18-DEC-2007 06:23:07	Bright	35.500	150	44Zet Per	2.8900	28000.	71	30320	No
93	GOM_NL__2PRFIN20071218_062523_000000342064_00206_30320_9478.N1	18-DEC-2007 06:25:23	Bright	34.000	149	45Eps Per	2.8880	30000.	68	30320	No
94	GOM_NL__2PRFIN20071218_062736_000000342064_00206_30320_9479.N1	18-DEC-2007 06:27:36	Bright	34.000	175	39Del Per	3.0100	19400.	68	30320	No
95	GOM_NL__2PRFIN20071218_063917_000000362064_00206_30320_9480.N1	18-DEC-2007 06:39:17	Bright	35.500	49	1Alp UMi	1.9900	6300.0	71	30320	No
96	GOM_NL__2PRFIN20071218_064359_000000382064_00206_30320_9481.N1	18-DEC-2007 06:43:59	Bright	38.000	60	7Bet UMi	2.0810	3950.0	76	30320	No
97	GOM_NL__2PRFIN20071218_064718_000000342064_00206_30320_9482.N1	18-DEC-2007 06:47:18	Bright	34.000	119	14Eta Dra	2.7270	4700.0	68	30320	No
98	GOM_NL__2PRFIN20071218_065435_000000362064_00206_30320_9483.N1	18-DEC-2007 06:54:35	Bright	35.500	180	27Gam Boo	3.0400	8000.0	71	30320	No
99	GOM_NL__2PRFIN20071218_065750_000000372064_00206_30320_9484.N1	18-DEC-2007 06:57:50	Bright	36.500	83		2.3780	11000.	73	30320	No
100	GOM_NL__2PRFIN20071218_070036_000000412064_00206_30320_9485.N1	18-DEC-2007 07:00:36	Bright	40.500	3	16Alp Boo	-0.050000	4250.0	81	30320	No
101	GOM_NL__2PRFIN20071218_070956_000000352064_00206_30320_9486.N1	18-DEC-2007 07:09:56	Bright	34.500	122	9Alp2Lib	2.7470	9700.0	69	30320	No

102	GOM_NL__2PRFIN20071218_071451_000000462064_00206_30320_9487.N1	18-DEC-2007 07:14:51	Dark	46.000	169	46Gam Hya	2.9910	4700.0	92	30320	No
103	GOM_NL__2PRFIN20071218_071623_000000442064_00206_30320_9488.N1	18-DEC-2007 07:16:23	Dark	43.500	54	5The Cen	2.0550	4500.0	87	30320	No
104	GOM_NL__2PRFIN20071218_071922_000000362064_00206_30320_9489.N1	18-DEC-2007 07:19:22	Dark	36.000	95	Zet Cen	2.5450	26000.	72	30320	No
105	GOM_NL__2PRFIN20071218_072208_000000432064_00206_30320_9490.N1	18-DEC-2007 07:22:08	Dark	42.500	64	Gam Cen	2.2000	10600.	85	30320	No
106	GOM_NL__2PRFIN20071218_072348_000000452064_00207_30321_9476.N1	18-DEC-2007 07:23:48	Dark	45.000	99	Del Cen	2.5750	26000.	90	30321	No
107	GOM_NL__2PRFIN20071218_072815_000000372064_00207_30321_9477.N1	18-DEC-2007 07:28:15	Dark	37.000	124	The Car	2.7640	30000.	74	30321	No
108	GOM_NL__2PRFIN20071218_073000_000000382064_00207_30321_9478.N1	18-DEC-2007 07:30:00	Dark	38.000	159	Ups Car	2.9200	7200.0	76	30321	No
109	GOM_NL__2PRFIN20071218_073124_000000422064_00207_30321_9479.N1	18-DEC-2007 07:31:24	Dark	41.500	71	lot Car	2.2460	7700.0	83	30321	No
110	GOM_NL__2PRFIN20071218_073805_000000442064_00207_30321_9480.N1	18-DEC-2007 07:38:05	Dark	43.500	2	Alp Car	-0.73600	7000.0	87	30321	No
111	GOM_NL__2PRFIN20071218_074404_000000402064_00207_30321_9481.N1	18-DEC-2007 07:44:04	Straylight	40.000	108	Alp Col	2.6520	15200.	80	30321	No
112	GOM_NL__2PRFIN20071218_074900_000000442064_00207_30321_9482.N1	18-DEC-2007 07:49:00	Straylight	43.500	101	11Alp Lep	2.5820	7000.0	87	30321	No
113	GOM_NL__2PRFIN20071218_075202_000000492064_00207_30321_9483.N1	18-DEC-2007 07:52:02	Straylight	48.500	7	19Bet Ori	0.10000	14000.	97	30321	No
114	GOM_NL__2PRFIN20071218_075920_000000442064_00207_30321_9484.N1	18-DEC-2007 07:59:20	Twi_and_stray	44.000	13	87Alp Tau	0.86700	3800.0	88	30321	No
115	GOM_NL__2PRFIN20071218_080135_000000332064_00207_30321_9485.N1	18-DEC-2007 08:01:35	Bright	32.500	146	25Eta Tau	2.8730	15200.	65	30321	No
116	GOM_NL__2PRFIN20071218_080343_000000492064_00207_30321_9486.N1	18-DEC-2007 08:03:43	Bright	49.000	150	44Zet Per	2.8900	28000.	98	30321	No
117	GOM_NL__2PRFIN20071218_080559_000000342064_00207_30321_9487.N1	18-DEC-2007 08:05:59	Bright	33.500	149	45Eps Per	2.8880	30000.	67	30321	No
118	GOM_NL__2PRFIN20071218_080812_000000342064_00207_30321_9488.N1	18-DEC-2007 08:08:12	Bright	33.500	175	39Del Per	3.0100	19400.	67	30321	No
119	GOM_NL__2PRFIN20071218_081953_000000342064_00207_30321_9489.N1	18-DEC-2007 08:19:53	Bright	33.500	49	1Alp UMi	1.9900	6300.0	67	30321	No
120	GOM_NL__2PRFIN20071218_082435_000000372064_00207_30321_9490.N1	18-DEC-2007 08:24:35	Bright	36.500	60	7Bet UMi	2.0810	3950.0	73	30321	No
121	GOM_NL__2PRFIN20071218_082754_000000372064_00207_30321_9491.N1	18-DEC-2007 08:27:54	Bright	36.500	119	14Eta Dra	2.7270	4700.0	73	30321	No
122	GOM_NL__2PRFIN20071218_083511_000000382064_00207_30321_9492.N1	18-DEC-2007 08:35:11	Bright	37.500	180	27Gam Boo	3.0400	8000.0	75	30321	No
123	GOM_NL__2PRFIN20071218_083826_000000362064_00207_30321_9493.N1	18-DEC-2007 08:38:26	Bright	36.000	83		2.3780	11000.	72	30321	No
124	GOM_NL__2PRFIN20071218_084112_000000392064_00207_30321_9494.N1	18-DEC-2007 08:41:12	Bright	39.000	3	16Alp Boo	-0.050000	4250.0	78	30321	No
125	GOM_NL__2PRFIN20071218_085032_000000392064_00207_30321_9495.N1	18-DEC-2007 08:50:32	Bright	38.500	122	9Alp2Lib	2.7470	9700.0	77	30321	No
126	GOM_NL__2PRFIN20071218_085528_000000462064_00207_30321_9496.N1	18-DEC-2007 08:55:28	Dark	46.000	169	46Gam Hya	2.9910	4700.0	92	30321	No
127	GOM_NL__2PRFIN20071218_085659_000000432064_00207_30321_9497.N1	18-DEC-2007 08:56:59	Dark	42.500	54	5The Cen	2.0550	4500.0	85	30321	No
128	GOM_NL__2PRFIN20071218_085959_000000382064_00207_30321_9498.N1	18-DEC-2007 08:59:59	Dark	38.000	95	Zet Cen	2.5450	26000.	76	30321	No
129	GOM_NL__2PRFIN20071218_090245_000000432064_00207_30321_9499.N1	18-DEC-2007 09:02:45	Dark	42.500	64	Gam Cen	2.2000	10600.	85	30321	No
130	GOM_NL__2PRFIN20071218_090424_000000422064_00208_30322_9498.N1	18-DEC-2007 09:04:24	Dark	41.500	99	Del Cen	2.5750	26000.	83	30322	No
131	GOM_NL__2PRFIN20071218_090852_000000382064_00208_30322_9499.N1	18-DEC-2007 09:08:52	Dark	37.500	124	The Car	2.7640	30000.	75	30322	No
132	GOM_NL__2PRFIN20071218_091036_000000392064_00208_30322_9500.N1	18-DEC-2007 09:10:36	Dark	38.500	159	Ups Car	2.9200	7200.0	77	30322	No
133	GOM_NL__2PRFIN20071218_091200_000000402064_00208_30322_9501.N1	18-DEC-2007 09:12:00	Dark	40.000	71	lot Car	2.2460	7700.0	80	30322	No
134	GOM_NL__2PRFIN20071218_091842_000000442064_00208_30322_9502.N1	18-DEC-2007 09:18:42	Dark	44.000	2	Alp Car	-0.73600	7000.0	88	30322	No
135	GOM_NL__2PRFIN20071218_092440_000000402064_00208_30322_9503.N1	18-DEC-2007 09:24:40	Straylight	39.500	108	Alp Col	2.6520	15200.	79	30322	No
136	GOM_NL__2PRFIN20071218_092936_000000452064_00208_30322_9504.N1	18-DEC-2007 09:29:36	Straylight	44.500	101	11Alp Lep	2.5820	7000.0	89	30322	No
137	GOM_NL__2PRFIN20071218_093238_000000482064_00208_30322_9505.N1	18-DEC-2007 09:32:38	Straylight	47.500	7	19Bet Ori	0.10000	14000.	95	30322	No
138	GOM_NL__2PRFIN20071218_093956_000000442064_00208_30322_9506.N1	18-DEC-2007 09:39:56	Twi_and_stray	43.500	13	87Alp Tau	0.86700	3800.0	87	30322	No
139	GOM_NL__2PRFIN20071218_094211_000000482064_00208_30322_9507.N1	18-DEC-2007 09:42:11	Bright	47.500	146	25Eta Tau	2.8730	15200.	95	30322	No
140	GOM_NL__2PRFIN20071218_094419_000000352064_00208_30322_9508.N1	18-DEC-2007 09:44:19	Bright	35.000	150	44Zet Per	2.8900	28000.	70	30322	No
141	GOM_NL__2PRFIN20071218_094635_000000342064_00208_30322_9509.N1	18-DEC-2007 09:46:35	Bright	34.000	149	45Eps Per	2.8880	30000.	68	30322	No
142	GOM_NL__2PRFIN20071218_094848_000000342064_00208_30322_9510.N1	18-DEC-2007 09:48:48	Bright	34.000	175	39Del Per	3.0100	19400.	68	30322	No
143	GOM_NL__2PRFIN20071218_100029_000000332064_00208_30322_9511.N1	18-DEC-2007 10:00:29	Bright	32.500	49	1Alp UMi	1.9900	6300.0	65	30322	No
144	GOM_NL__2PRFIN20071218_100511_000000382064_00208_30322_9512.N1	18-DEC-2007 10:05:11	Bright	38.000	60	7Bet UMi	2.0810	3950.0	76	30322	No
145	GOM_NL__2PRFIN20071218_100830_000000372064_00208_30322_9513.N1	18-DEC-2007 10:08:30	Bright	36.500	119	14Eta Dra	2.7270	4700.0	73	30322	No
146	GOM_NL__2PRFIN20071218_101547_000000372064_00208_30322_9514.N1	18-DEC-2007 10:15:47	Bright	37.000	180	27Gam Boo	3.0400	8000.0	74	30322	No
147	GOM_NL__2PRFIN20071218_101902_000000372064_00208_30322_9515.N1	18-DEC-2007 10:19:02	Bright	36.500	83		2.3780	11000.	73	30322	No
148	GOM_NL__2PRFIN20071218_102148_000000392064_00208_30322_9516.N1	18-DEC-2007 10:21:48	Bright	39.000	3	16Alp Boo	-0.050000	4250.0	78	30322	No
149	GOM_NL__2PRFIN20071218_103109_000000362064_00208_30322_9517.N1	18-DEC-2007 10:31:09	Bright	36.000	122	9Alp2Lib	2.7470	9700.0	72	30322	No
150	GOM_NL__2PRFIN20071218_103605_000000392064_00208_30322_9518.N1	18-DEC-2007 10:36:05	Dark	39.000	169	46Gam Hya	2.9910	4700.0	78	30322	No
151	GOM_NL__2PRFIN20071218_103735_000000442064_00208_30322_9519.N1	18-DEC-2007 10:37:35	Dark	43.500	54	5The Cen	2.0550	4500.0	87	30322	No
152	GOM_NL__2PRFIN20071218_104035_000000392064_00208_30322_9520.N1	18-DEC-2007 10:40:35	Dark	38.500	95	Zet Cen	2.5450	26000.	77	30322	No
153	GOM_NL__2PRFIN20071218_104321_000000412064_00208_30322_9521.N1	18-DEC-2007 10:43:21	Dark	40.500	64	Gam Cen	2.2000	10600.	81	30322	No
154	GOM_NL__2PRFIN20071218_104501_000000432064_00209_30323_9512.N1	18-DEC-2007 10:45:01	Dark	43.000	99	Del Cen	2.5750	26000.	86	30323	No
155	GOM_NL__2PRFIN20071218_104928_000000392064_00209_30323_9513.N1	18-DEC-2007 10:49:28	Dark	38.500	124	The Car	2.7640	30000.	77	30323	No
156	GOM_NL__2PRFIN20071218_105113_000000392064_00209_30323_9514.N1	18-DEC-2007 10:51:13	Dark	39.000	159	Ups Car	2.9200	7200.0	78	30323	No
157	GOM_NL__2PRFIN20071218_105237_000000402064_00209_30323_9515.N1	18-DEC-2007 10:52:37	Dark	40.000	71	lot Car	2.2460	7700.0	80	30323	No
158	GOM_NL__2PRFIN20071218_105918_000000502064_00209_30323_9516.N1	18-DEC-2007 10:59:18	Dark	50.000	2	Alp Car	-0.73600	7000.0	100	30323	No
159	GOM_NL__2PRFIN20071218_110517_000000382064_00209_30323_9517.N1	18-DEC-2007 11:05:17	Straylight	37.500	108	Alp Col	2.6520	15200.	75	30323	No
160	GOM_NL__2PRFIN20071218_111012_000000422064_00209_30323_9518.N1	18-DEC-2007 11:10:12	Straylight	42.000	101	11Alp Lep	2.5820	7000.0	84	30323	No

161	GOM_NL__2PRFIN20071218_111314_000000482064_00209_30323_9519.N1	18-DEC-2007 11:13:14	Straylight	47.500	7	19Bet Ori	0.10000	14000.	95	30323	No
162	GOM_NL__2PRFIN20071218_112032_000000492064_00209_30323_9520.N1	18-DEC-2007 11:20:32	Tw_i_and_stray	49.000	13	87Alp Tau	0.86700	3800.0	98	30323	No
163	GOM_NL__2PRFIN20071218_112247_000000332064_00209_30323_9521.N1	18-DEC-2007 11:22:47	Bright	33.000	146	25Eta Tau	2.8730	15200.	66	30323	No
164	GOM_NL__2PRFIN20071218_112455_000000362064_00209_30323_9522.N1	18-DEC-2007 11:24:55	Bright	35.500	150	44Zet Per	2.8900	28000.	71	30323	No
165	GOM_NL__2PRFIN20071218_112711_000000342064_00209_30323_9523.N1	18-DEC-2007 11:27:11	Bright	34.000	149	45Eps Per	2.8880	30000.	68	30323	No
166	GOM_NL__2PRFIN20071218_112924_000000352064_00209_30323_9524.N1	18-DEC-2007 11:29:24	Bright	34.500	175	39Del Per	3.0100	19400.	69	30323	No
167	GOM_NL__2PRFIN20071218_114105_000000372064_00209_30323_9525.N1	18-DEC-2007 11:41:05	Bright	36.500	49	1Alp UMi	1.9900	6300.0	73	30323	No
168	GOM_NL__2PRFIN20071218_114547_000000362064_00209_30323_9526.N1	18-DEC-2007 11:45:47	Bright	36.000	60	7Bet UMi	2.0810	3950.0	72	30323	No
169	GOM_NL__2PRFIN20071218_114906_000000372064_00209_30323_9527.N1	18-DEC-2007 11:49:06	Bright	36.500	119	14Eta Dra	2.7270	4700.0	73	30323	No
170	GOM_NL__2PRFIN20071218_115623_000000372064_00209_30323_9528.N1	18-DEC-2007 11:56:23	Bright	36.500	180	27Gam Boo	3.0400	8000.0	73	30323	No
171	GOM_NL__2PRFIN20071218_115939_000000382064_00209_30323_9529.N1	18-DEC-2007 11:59:39	Bright	37.500	83		2.3780	11000.	75	30323	No
172	GOM_NL__2PRFIN20071218_120224_000000382064_00209_30323_9530.N1	18-DEC-2007 12:02:24	Bright	38.000	3	16Alp Boo	-0.050000	4250.0	76	30323	No
173	GOM_NL__2PRFIN20071218_121145_000000362064_00209_30323_9531.N1	18-DEC-2007 12:11:45	Bright	36.000	122	9Alp2Lib	2.7470	9700.0	72	30323	No
174	GOM_NL__2PRFIN20071218_121641_000000392064_00209_30323_9532.N1	18-DEC-2007 12:16:41	Dark	39.000	169	46Gam Hya	2.9910	4700.0	78	30323	No
175	GOM_NL__2PRFIN20071218_121812_000000442064_00209_30323_9533.N1	18-DEC-2007 12:18:12	Dark	43.500	54	5The Cen	2.0550	4500.0	87	30323	No
176	GOM_NL__2PRFIN20071218_122111_000000382064_00209_30323_9534.N1	18-DEC-2007 12:21:11	Dark	38.000	95	Zet Cen	2.5450	26000.	76	30323	No
177	GOM_NL__2PRFIN20071218_122358_000000402064_00209_30323_9535.N1	18-DEC-2007 12:23:58	Dark	39.500	64	Gam Cen	2.2000	10600.	79	30323	No
178	GOM_NL__2PRFIN20071218_122537_000000422064_00210_30324_9545.N1	18-DEC-2007 12:25:37	Dark	41.500	99	Del Cen	2.5750	26000.	83	30324	No
179	GOM_NL__2PRFIN20071218_123005_000000392064_00210_30324_9546.N1	18-DEC-2007 12:30:05	Dark	38.500	124	The Car	2.7640	30000.	77	30324	No
180	GOM_NL__2PRFIN20071218_123149_000000392064_00210_30324_9547.N1	18-DEC-2007 12:31:49	Dark	39.000	159	Ups Car	2.9200	7200.0	78	30324	No
181	GOM_NL__2PRFIN20071218_123313_000000412064_00210_30324_9548.N1	18-DEC-2007 12:33:13	Dark	40.500	71	lot Car	2.2460	7700.0	81	30324	No
182	GOM_NL__2PRFIN20071218_123954_000000472064_00210_30324_9549.N1	18-DEC-2007 12:39:54	Dark	47.000	2	Alp Car	-0.73600	7000.0	94	30324	No
183	GOM_NL__2PRFIN20071218_124553_000000412064_00210_30324_9550.N1	18-DEC-2007 12:45:53	Straylight	40.500	108	Alp Col	2.6520	15200.	81	30324	No
184	GOM_NL__2PRFIN20071218_125048_000000432064_00210_30324_9551.N1	18-DEC-2007 12:50:48	Straylight	43.000	101	11Alp Lep	2.5820	7000.0	86	30324	No
185	GOM_NL__2PRFIN20071218_125350_000000512064_00210_30324_9552.N1	18-DEC-2007 12:53:50	Straylight	51.000	7	19Bet Ori	0.10000	14000.	102	30324	No
186	GOM_NL__2PRFIN20071218_130108_000000452064_00210_30324_9553.N1	18-DEC-2007 13:01:08	Tw_i_and_stray	45.000	13	87Alp Tau	0.86700	3800.0	90	30324	No
187	GOM_NL__2PRFIN20071218_130323_000000352064_00210_30324_9554.N1	18-DEC-2007 13:03:23	Bright	34.500	146	25Eta Tau	2.8730	15200.	69	30324	No
188	GOM_NL__2PRFIN20071218_130531_000000342064_00210_30324_9555.N1	18-DEC-2007 13:05:31	Bright	34.000	150	44Zet Per	2.8900	28000.	68	30324	No
189	GOM_NL__2PRFIN20071218_130747_000000342064_00210_30324_9556.N1	18-DEC-2007 13:07:47	Bright	33.500	149	45Eps Per	2.8880	30000.	67	30324	No
190	GOM_NL__2PRFIN20071218_131000_000000352064_00210_30324_9557.N1	18-DEC-2007 13:10:00	Bright	34.500	175	39Del Per	3.0100	19400.	69	30324	No
191	GOM_NL__2PRFIN20071218_132141_000000352064_00210_30324_9558.N1	18-DEC-2007 13:21:41	Bright	34.500	49	1Alp UMi	1.9900	6300.0	69	30324	No
192	GOM_NL__2PRFIN20071218_132623_000000342064_00210_30324_9559.N1	18-DEC-2007 13:26:23	Bright	34.000	60	7Bet UMi	2.0810	3950.0	68	30324	No
193	GOM_NL__2PRFIN20071218_132942_000000342064_00210_30324_9560.N1	18-DEC-2007 13:29:42	Bright	34.000	119	14Eta Dra	2.7270	4700.0	68	30324	No
194	GOM_NL__2PRFIN20071218_133659_000000362064_00210_30324_9561.N1	18-DEC-2007 13:36:59	Bright	36.000	180	27Gam Boo	3.0400	8000.0	72	30324	No
195	GOM_NL__2PRFIN20071218_134015_000000362064_00210_30324_9562.N1	18-DEC-2007 13:40:15	Bright	36.000	83		2.3780	11000.	72	30324	No
196	GOM_NL__2PRFIN20071218_134301_000000402064_00210_30324_9563.N1	18-DEC-2007 13:43:01	Bright	39.500	3	16Alp Boo	-0.050000	4250.0	79	30324	No
197	GOM_NL__2PRFIN20071218_135221_000000532064_00210_30324_9564.N1	18-DEC-2007 13:52:21	Bright	53.000	122	9Alp2Lib	2.7470	9700.0	106	30324	No
198	GOM_NL__2PRFIN20071218_135718_000000312064_00210_30324_9565.N1	18-DEC-2007 13:57:18	Dark	31.000	169	46Gam Hya	2.9910	4700.0	62	30324	No
199	GOM_NL__2PRFIN20071218_135848_000000412064_00210_30324_9566.N1	18-DEC-2007 13:58:48	Dark	41.000	54	5The Cen	2.0550	4500.0	82	30324	No
200	GOM_NL__2PRFIN20071218_140148_000000372064_00210_30324_9567.N1	18-DEC-2007 14:01:48	Dark	37.000	95	Zet Cen	2.5450	26000.	74	30324	No
201	GOM_NL__2PRFIN20071218_140434_000000412064_00210_30324_9568.N1	18-DEC-2007 14:04:34	Dark	40.500	64	Gam Cen	2.2000	10600.	81	30324	No
202	GOM_NL__2PRFIN20071218_141041_000000382064_00211_30325_9560.N1	18-DEC-2007 14:10:41	Dark	37.500	124	The Car	2.7640	30000.	75	30325	No
203	GOM_NL__2PRFIN20071218_141225_000000372064_00211_30325_9561.N1	18-DEC-2007 14:12:25	Dark	37.000	159	Ups Car	2.9200	7200.0	74	30325	No
204	GOM_NL__2PRFIN20071218_141350_000000412064_00211_30325_9562.N1	18-DEC-2007 14:13:50	Dark	41.000	71	lot Car	2.2460	7700.0	82	30325	No
205	GOM_NL__2PRFIN20071218_142030_000000472064_00211_30325_9563.N1	18-DEC-2007 14:20:30	Dark	46.500	2	Alp Car	-0.73600	7000.0	93	30325	No
206	GOM_NL__2PRFIN20071218_142629_000000402064_00211_30325_9564.N1	18-DEC-2007 14:26:29	Straylight	40.000	108	Alp Col	2.6520	15200.	80	30325	No
207	GOM_NL__2PRFIN20071218_143124_000000452064_00211_30325_9565.N1	18-DEC-2007 14:31:24	Straylight	44.500	101	11Alp Lep	2.5820	7000.0	89	30325	No
208	GOM_NL__2PRFIN20071218_143426_000000502064_00211_30325_9566.N1	18-DEC-2007 14:34:26	Straylight	49.500	7	19Bet Ori	0.10000	14000.	99	30325	No
209	GOM_NL__2PRFIN20071218_144144_000000472064_00211_30325_9567.N1	18-DEC-2007 14:41:44	Tw_i_and_stray	47.000	13	87Alp Tau	0.86700	3800.0	94	30325	No
210	GOM_NL__2PRFIN20071218_144359_000000362064_00211_30325_9568.N1	18-DEC-2007 14:43:59	Bright	36.000	146	25Eta Tau	2.8730	15200.	72	30325	No
211	GOM_NL__2PRFIN20071218_144607_000000352064_00211_30325_9569.N1	18-DEC-2007 14:46:07	Bright	35.000	150	44Zet Per	2.8900	28000.	70	30325	No
212	GOM_NL__2PRFIN20071218_144823_000000352064_00211_30325_9570.N1	18-DEC-2007 14:48:23	Bright	34.500	149	45Eps Per	2.8880	30000.	69	30325	No
213	GOM_NL__2PRFIN20071218_145036_000000342064_00211_30325_9571.N1	18-DEC-2007 14:50:36	Bright	33.500	175	39Del Per	3.0100	19400.	67	30325	No
214	GOM_NL__2PRFIN20071218_150217_000000362064_00211_30325_9572.N1	18-DEC-2007 15:02:17	Bright	36.000	49	1Alp UMi	1.9900	6300.0	72	30325	No
215	GOM_NL__2PRFIN20071218_150659_000000372064_00211_30325_9573.N1	18-DEC-2007 15:06:59	Bright	37.000	60	7Bet UMi	2.0810	3950.0	74	30325	No
216	GOM_NL__2PRFIN20071218_151019_000000362064_00211_30325_9574.N1	18-DEC-2007 15:10:19	Bright	35.500	119	14Eta Dra	2.7270	4700.0	71	30325	No
217	GOM_NL__2PRFIN20071218_151735_000000372064_00211_30325_9575.N1	18-DEC-2007 15:17:35	Bright	37.000	180	27Gam Boo	3.0400	8000.0	74	30325	No
218	GOM_NL__2PRFIN20071218_152051_000000372064_00211_30325_9576.N1	18-DEC-2007 15:20:51	Bright	37.000	83		2.3780	11000.	74	30325	No
219	GOM_NL__2PRFIN20071218_152337_000000402064_00211_30325_9577.N1	18-DEC-2007 15:23:37	Bright	39.500	3	16Alp Boo	-0.050000	4250.0	79	30325	No

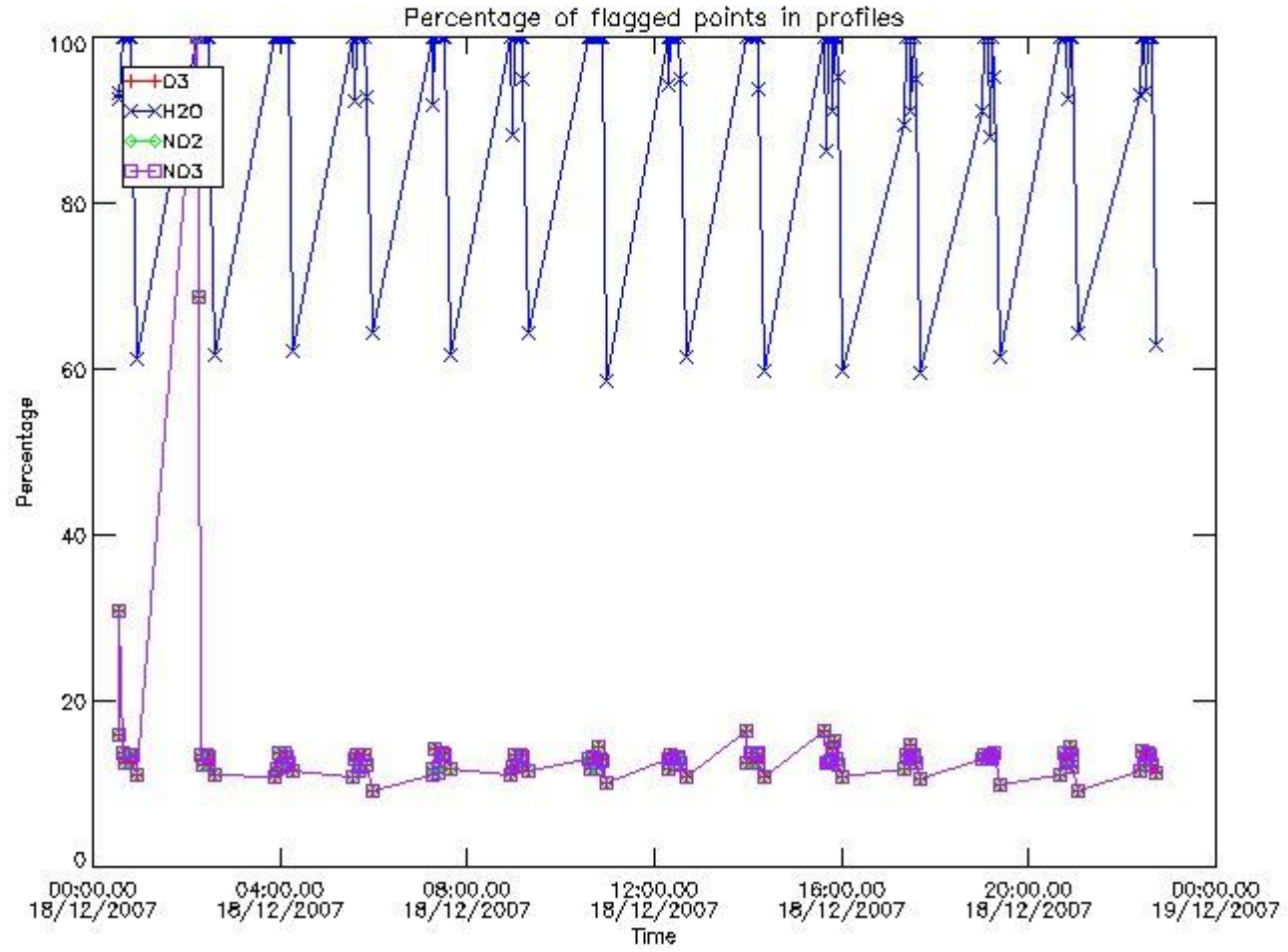
220	GOM_NL__2PRFIN20071218_153257_000000362064_00211_30325_9578.N1	18-DEC-2007 15:32:57	Bright	36.000	122	9Alp2Lib	2.7470	9700.0	72	30325	No
221	GOM_NL__2PRFIN20071218_153755_000000312064_00211_30325_9579.N1	18-DEC-2007 15:37:55	Dark	31.000	169	46Gam Hya	2.9910	4700.0	62	30325	No
222	GOM_NL__2PRFIN20071218_153924_000000412064_00211_30325_9580.N1	18-DEC-2007 15:39:24	Dark	40.500	54	5The Cen	2.0550	4500.0	81	30325	No
223	GOM_NL__2PRFIN20071218_154224_000000412064_00211_30325_9581.N1	18-DEC-2007 15:42:24	Dark	40.500	95	Zet Cen	2.5450	26000.	81	30325	No
224	GOM_NL__2PRFIN20071218_154511_000000402064_00211_30325_9582.N1	18-DEC-2007 15:45:11	Dark	40.000	64	Gam Cen	2.2000	10600.	80	30325	No
225	GOM_NL__2PRFIN20071218_154656_000000402064_00212_30326_9570.N1	18-DEC-2007 15:46:56	Dark	39.500	20	Bet Cru	1.2530	30000.	79	30326	No
226	GOM_NL__2PRFIN20071218_154805_000000402064_00212_30326_9571.N1	18-DEC-2007 15:48:05	Dark	39.500	12	Alp1Cru	0.77500	30000.	79	30326	No
227	GOM_NL__2PRFIN20071218_155118_000000372064_00212_30326_9572.N1	18-DEC-2007 15:51:18	Dark	37.000	124	The Car	2.7640	30000.	74	30326	No
228	GOM_NL__2PRFIN20071218_155302_000000392064_00212_30326_9573.N1	18-DEC-2007 15:53:02	Dark	39.000	159	Ups Car	2.9200	7200.0	78	30326	No
229	GOM_NL__2PRFIN20071218_155427_000000422064_00212_30326_9574.N1	18-DEC-2007 15:54:27	Dark	41.500	71	lot Car	2.2460	7700.0	83	30326	No
230	GOM_NL__2PRFIN20071218_160107_000000472064_00212_30326_9575.N1	18-DEC-2007 16:01:07	Dark	46.500	2	Alp Car	-0.73600	7000.0	93	30326	No
231	GOM_NL__2PRFIN20071218_160705_000000402064_00212_30326_9576.N1	18-DEC-2007 16:07:05	Straylight	39.500	108	Alp Col	2.6520	15200.	79	30326	No
232	GOM_NL__2PRFIN20071218_161200_000000452064_00212_30326_9577.N1	18-DEC-2007 16:12:00	Straylight	44.500	101	11Alp Lep	2.5820	7000.0	89	30326	No
233	GOM_NL__2PRFIN20071218_161502_000000552064_00212_30326_9578.N1	18-DEC-2007 16:15:02	Straylight	54.500	7	19Bet Ori	0.10000	14000.	109	30326	No
234	GOM_NL__2PRFIN20071218_162220_000000532064_00212_30326_9579.N1	18-DEC-2007 16:22:20	Tw_i_and_stray	53.000	13	87Alp Tau	0.86700	3800.0	106	30326	No
235	GOM_NL__2PRFIN20071218_162435_000000362064_00212_30326_9580.N1	18-DEC-2007 16:24:35	Bright	35.500	146	25Eta Tau	2.8730	15200.	71	30326	No
236	GOM_NL__2PRFIN20071218_162643_000000372064_00212_30326_9581.N1	18-DEC-2007 16:26:43	Bright	36.500	150	44Zet Per	2.8900	28000.	73	30326	No
237	GOM_NL__2PRFIN20071218_162859_000000352064_00212_30326_9582.N1	18-DEC-2007 16:28:59	Bright	35.000	149	45Eps Per	2.8880	30000.	70	30326	No
238	GOM_NL__2PRFIN20071218_163112_000000352064_00212_30326_9583.N1	18-DEC-2007 16:31:12	Bright	34.500	175	39Del Per	3.0100	19400.	69	30326	No
239	GOM_NL__2PRFIN20071218_164253_000000372064_00212_30326_9584.N1	18-DEC-2007 16:42:53	Bright	36.500	49	1Alp UMi	1.9900	6300.0	73	30326	No
240	GOM_NL__2PRFIN20071218_164734_000000382064_00212_30326_9585.N1	18-DEC-2007 16:47:34	Bright	37.500	60	7Bet UMi	2.0810	3950.0	75	30326	No
241	GOM_NL__2PRFIN20071218_165055_000000362064_00212_30326_9586.N1	18-DEC-2007 16:50:55	Bright	36.000	119	14Eta Dra	2.7270	4700.0	72	30326	No
242	GOM_NL__2PRFIN20071218_165812_000000552064_00212_30326_9587.N1	18-DEC-2007 16:58:12	Bright	55.000	180	27Gam Boo	3.0400	8000.0	110	30326	No
243	GOM_NL__2PRFIN20071218_170127_000000362064_00212_30326_9588.N1	18-DEC-2007 17:01:27	Bright	36.000	83		2.3780	11000.	72	30326	No
244	GOM_NL__2PRFIN20071218_170413_000000392064_00212_30326_9589.N1	18-DEC-2007 17:04:13	Bright	38.500	3	16Alp Boo	-0.050000	4250.0	77	30326	No
245	GOM_NL__2PRFIN20071218_171333_000000342064_00212_30326_9590.N1	18-DEC-2007 17:13:33	Bright	33.500	122	9Alp2Lib	2.7470	9700.0	67	30326	No
246	GOM_NL__2PRFIN20071218_172001_000000432064_00212_30326_9591.N1	18-DEC-2007 17:20:01	Dark	43.000	54	5The Cen	2.0550	4500.0	86	30326	No
247	GOM_NL__2PRFIN20071218_172300_000000382064_00212_30326_9592.N1	18-DEC-2007 17:23:00	Dark	38.000	95	Zet Cen	2.5450	26000.	76	30326	No
248	GOM_NL__2PRFIN20071218_172732_000000382064_00213_30327_9590.N1	18-DEC-2007 17:27:32	Dark	38.000	20	Bet Cru	1.2530	30000.	76	30327	No
249	GOM_NL__2PRFIN20071218_172842_000000402064_00213_30327_9591.N1	18-DEC-2007 17:28:42	Dark	39.500	12	Alp1Cru	0.77500	30000.	79	30327	No
250	GOM_NL__2PRFIN20071218_173154_000000382064_00213_30327_9592.N1	18-DEC-2007 17:31:54	Dark	37.500	124	The Car	2.7640	30000.	75	30327	No
251	GOM_NL__2PRFIN20071218_173338_000000392064_00213_30327_9593.N1	18-DEC-2007 17:33:38	Dark	38.500	159	Ups Car	2.9200	7200.0	77	30327	No
252	GOM_NL__2PRFIN20071218_173503_000000412064_00213_30327_9594.N1	18-DEC-2007 17:35:03	Dark	40.500	71	lot Car	2.2460	7700.0	81	30327	No
253	GOM_NL__2PRFIN20071218_174143_000000482064_00213_30327_9595.N1	18-DEC-2007 17:41:43	Dark	48.000	2	Alp Car	-0.73600	7000.0	96	30327	No
254	GOM_NL__2PRFIN20071218_174741_000000402064_00213_30327_9596.N1	18-DEC-2007 17:47:41	Straylight	40.000	108	Alp Col	2.6520	15200.	80	30327	No
255	GOM_NL__2PRFIN20071218_175236_000000452064_00213_30327_9597.N1	18-DEC-2007 17:52:36	Straylight	44.500	101	11Alp Lep	2.5820	7000.0	89	30327	No
256	GOM_NL__2PRFIN20071218_175538_000000512064_00213_30327_9598.N1	18-DEC-2007 17:55:38	Straylight	50.500	7	19Bet Ori	0.10000	14000.	101	30327	No
257	GOM_NL__2PRFIN20071218_180256_000000502064_00213_30327_9599.N1	18-DEC-2007 18:02:56	Tw_i_and_stray	49.500	13	87Alp Tau	0.86700	3800.0	99	30327	No
258	GOM_NL__2PRFIN20071218_180511_000000362064_00213_30327_9600.N1	18-DEC-2007 18:05:11	Bright	35.500	146	25Eta Tau	2.8730	15200.	71	30327	No
259	GOM_NL__2PRFIN20071218_180719_000000372064_00213_30327_9601.N1	18-DEC-2007 18:07:19	Bright	36.500	150	44Zet Per	2.8900	28000.	73	30327	No
260	GOM_NL__2PRFIN20071218_180935_000000342064_00213_30327_9602.N1	18-DEC-2007 18:09:35	Bright	34.000	149	45Eps Per	2.8880	30000.	68	30327	No
261	GOM_NL__2PRFIN20071218_181148_000000352064_00213_30327_9603.N1	18-DEC-2007 18:11:48	Bright	34.500	175	39Del Per	3.0100	19400.	69	30327	No
262	GOM_NL__2PRFIN20071218_182329_000000372064_00213_30327_9604.N1	18-DEC-2007 18:23:29	Bright	37.000	49	1Alp UMi	1.9900	6300.0	74	30327	No
263	GOM_NL__2PRFIN20071218_182810_000000382064_00213_30327_9605.N1	18-DEC-2007 18:28:10	Bright	37.500	60	7Bet UMi	2.0810	3950.0	75	30327	No
264	GOM_NL__2PRFIN20071218_183131_000000332064_00213_30327_9606.N1	18-DEC-2007 18:31:31	Bright	33.000	119	14Eta Dra	2.7270	4700.0	66	30327	No
265	GOM_NL__2PRFIN20071218_183848_000000382064_00213_30327_9607.N1	18-DEC-2007 18:38:48	Bright	37.500	180	27Gam Boo	3.0400	8000.0	75	30327	No
266	GOM_NL__2PRFIN20071218_184203_000000372064_00213_30327_9608.N1	18-DEC-2007 18:42:03	Bright	37.000	83		2.3780	11000.	74	30327	No
267	GOM_NL__2PRFIN20071218_184449_000000402064_00213_30327_9609.N1	18-DEC-2007 18:44:49	Bright	40.000	3	16Alp Boo	-0.050000	4250.0	80	30327	No
268	GOM_NL__2PRFIN20071218_185410_000000532064_00213_30327_9610.N1	18-DEC-2007 18:54:10	Bright	53.000	122	9Alp2Lib	2.7470	9700.0	106	30327	No
269	GOM_NL__2PRFIN20071218_190037_000000402064_00213_30327_9611.N1	18-DEC-2007 19:00:37	Dark	39.500	54	5The Cen	2.0550	4500.0	79	30327	No
270	GOM_NL__2PRFIN20071218_190337_000000382064_00213_30327_9612.N1	18-DEC-2007 19:03:37	Dark	37.500	95	Zet Cen	2.5450	26000.	75	30327	No
271	GOM_NL__2PRFIN20071218_190808_000000392064_00214_30328_9604.N1	18-DEC-2007 19:08:08	Dark	39.000	20	Bet Cru	1.2530	30000.	78	30328	No
272	GOM_NL__2PRFIN20071218_190918_000000382064_00214_30328_9605.N1	18-DEC-2007 19:09:18	Dark	38.000	12	Alp1Cru	0.77500	30000.	76	30328	No
273	GOM_NL__2PRFIN20071218_191231_000000392064_00214_30328_9606.N1	18-DEC-2007 19:12:31	Dark	38.500	124	The Car	2.7640	30000.	77	30328	No
274	GOM_NL__2PRFIN20071218_191415_000000402064_00214_30328_9607.N1	18-DEC-2007 19:14:15	Dark	39.500	159	Ups Car	2.9200	7200.0	79	30328	No
275	GOM_NL__2PRFIN20071218_191540_000000412064_00214_30328_9608.N1	18-DEC-2007 19:15:40	Dark	41.000	71	lot Car	2.2460	7700.0	82	30328	No
276	GOM_NL__2PRFIN20071218_192219_000000512064_00214_30328_9609.N1	18-DEC-2007 19:22:19	Dark	50.500	2	Alp Car	-0.73600	7000.0	101	30328	No
277	GOM_NL__2PRFIN20071218_192818_000000412064_00214_30328_9610.N1	18-DEC-2007 19:28:18	Straylight	40.500	108	Alp Col	2.6520	15200.	81	30328	No
278	GOM_NL__2PRFIN20071218_193313_000000432064_00214_30328_9611.N1	18-DEC-2007 19:33:13	Straylight	42.500	101	11Alp Lep	2.5820	7000.0	85	30328	No

279	GOM_NL__2PRFIN20071218_193614_000000442064_00214_30328_9612.N1	18-DEC-2007 19:36:14	Straylight	44.000	7	19Bet Ori	0.10000	14000.	88	30328	No
280	GOM_NL__2PRFIN20071218_194331_000000472064_00214_30328_9613.N1	18-DEC-2007 19:43:31	Tw_i_and_stray	46.500	13	87Alp Tau	0.86700	3800.0	93	30328	No
281	GOM_NL__2PRFIN20071218_194547_000000372064_00214_30328_9614.N1	18-DEC-2007 19:45:47	Bright	36.500	146	25Eta Tau	2.8730	15200.	73	30328	No
282	GOM_NL__2PRFIN20071218_194755_000000362064_00214_30328_9615.N1	18-DEC-2007 19:47:55	Bright	35.500	150	44Zet Per	2.8900	28000.	71	30328	No
283	GOM_NL__2PRFIN20071218_195011_000000352064_00214_30328_9616.N1	18-DEC-2007 19:50:11	Bright	34.500	149	45Eps Per	2.8880	30000.	69	30328	No
284	GOM_NL__2PRFIN20071218_195224_000000342064_00214_30328_9617.N1	18-DEC-2007 19:52:24	Bright	33.500	175	39Del Per	3.0100	19400.	67	30328	No
285	GOM_NL__2PRFIN20071218_200405_000000372064_00214_30328_9618.N1	18-DEC-2007 20:04:05	Bright	36.500	49	1Alp UMi	1.9900	6300.0	73	30328	No
286	GOM_NL__2PRFIN20071218_200846_000000382064_00214_30328_9619.N1	18-DEC-2007 20:08:46	Bright	37.500	60	7Bet UMi	2.0810	3950.0	75	30328	No
287	GOM_NL__2PRFIN20071218_201207_000000342064_00214_30328_9620.N1	18-DEC-2007 20:12:07	Bright	34.000	119	14Eta Dra	2.7270	4700.0	68	30328	No
288	GOM_NL__2PRFIN20071218_201923_000000382064_00214_30328_9621.N1	18-DEC-2007 20:19:23	Bright	38.000	180	27Gam Boo	3.0400	8000.0	76	30328	No
289	GOM_NL__2PRFIN20071218_202239_000000552064_00214_30328_9622.N1	18-DEC-2007 20:22:39	Bright	55.000	83		2.3780	11000.	110	30328	No
290	GOM_NL__2PRFIN20071218_202526_000000422064_00214_30328_9623.N1	18-DEC-2007 20:25:26	Bright	42.000	3	16Alp Boo	-0.050000	4250.0	84	30328	No
291	GOM_NL__2PRFIN20071218_203446_000000532064_00214_30328_9624.N1	18-DEC-2007 20:34:46	Bright	53.000	122	9Alp2Lib	2.7470	9700.0	106	30328	No
292	GOM_NL__2PRFIN20071218_204114_000000462064_00214_30328_9625.N1	18-DEC-2007 20:41:14	Dark	45.500	54	5The Cen	2.0550	4500.0	91	30328	No
293	GOM_NL__2PRFIN20071218_204413_000000372064_00214_30328_9626.N1	18-DEC-2007 20:44:13	Dark	37.000	95	Zet Cen	2.5450	26000.	74	30328	No
294	GOM_NL__2PRFIN20071218_204701_000000412064_00214_30328_9627.N1	18-DEC-2007 20:47:01	Dark	40.500	64	Gam Cen	2.2000	10600.	81	30328	No
295	GOM_NL__2PRFIN20071218_204845_000000392064_00215_30329_9617.N1	18-DEC-2007 20:48:45	Dark	39.000	20	Bet Cru	1.2530	30000.	78	30329	No
296	GOM_NL__2PRFIN20071218_204955_000000402064_00215_30329_9618.N1	18-DEC-2007 20:49:55	Dark	40.000	12	Alp1Cru	0.77500	30000.	80	30329	No
297	GOM_NL__2PRFIN20071218_205307_000000392064_00215_30329_9619.N1	18-DEC-2007 20:53:07	Dark	38.500	124	The Car	2.7640	30000.	77	30329	No
298	GOM_NL__2PRFIN20071218_205451_000000382064_00215_30329_9620.N1	18-DEC-2007 20:54:51	Dark	38.000	159	Ups Car	2.9200	7200.0	76	30329	No
299	GOM_NL__2PRFIN20071218_205616_000000422064_00215_30329_9621.N1	18-DEC-2007 20:56:16	Dark	42.000	71	lot Car	2.2460	7700.0	84	30329	No
300	GOM_NL__2PRFIN20071218_210256_000000552064_00215_30329_9622.N1	18-DEC-2007 21:02:56	Dark	54.500	2	Alp Car	-0.73600	7000.0	109	30329	No
301	GOM_NL__2PRFIN20071218_210854_000000412064_00215_30329_9623.N1	18-DEC-2007 21:08:54	Straylight	40.500	108	Alp Col	2.6520	15200.	81	30329	No
302	GOM_NL__2PRFIN20071218_211349_000000372064_00215_30329_9624.N1	18-DEC-2007 21:13:49	Straylight	37.000	101	11Alp Lep	2.5820	7000.0	74	30329	No
303	GOM_NL__2PRFIN20071218_211650_000000442064_00215_30329_9625.N1	18-DEC-2007 21:16:50	Straylight	44.000	7	19Bet Ori	0.10000	14000.	88	30329	No
304	GOM_NL__2PRFIN20071218_212407_000000532064_00215_30329_9626.N1	18-DEC-2007 21:24:07	Tw_i_and_stray	53.000	13	87Alp Tau	0.86700	3800.0	106	30329	No
305	GOM_NL__2PRFIN20071218_212623_000000362064_00215_30329_9627.N1	18-DEC-2007 21:26:23	Bright	35.500	146	25Eta Tau	2.8730	15200.	71	30329	No
306	GOM_NL__2PRFIN20071218_212831_000000372064_00215_30329_9628.N1	18-DEC-2007 21:28:31	Bright	36.500	150	44Zet Per	2.8900	28000.	73	30329	No
307	GOM_NL__2PRFIN20071218_213047_000000362064_00215_30329_9629.N1	18-DEC-2007 21:30:47	Bright	36.000	149	45Eps Per	2.8880	30000.	72	30329	No
308	GOM_NL__2PRFIN20071218_213300_000000342064_00215_30329_9630.N1	18-DEC-2007 21:33:00	Bright	34.000	175	39Del Per	3.0100	19400.	68	30329	No
309	GOM_NL__2PRFIN20071218_214441_000000352064_00215_30329_9631.N1	18-DEC-2007 21:44:41	Bright	35.000	49	1Alp UMi	1.9900	6300.0	70	30329	No
310	GOM_NL__2PRFIN20071218_214922_000000342064_00215_30329_9632.N1	18-DEC-2007 21:49:22	Bright	33.500	60	7Bet UMi	2.0810	3950.0	67	30329	No
311	GOM_NL__2PRFIN20071218_215243_000000362064_00215_30329_9633.N1	18-DEC-2007 21:52:43	Bright	36.000	119	14Eta Dra	2.7270	4700.0	72	30329	No
312	GOM_NL__2PRFIN20071218_215959_000000382064_00215_30329_9634.N1	18-DEC-2007 21:59:59	Bright	37.500	180	27Gam Boo	3.0400	8000.0	75	30329	No
313	GOM_NL__2PRFIN20071218_220315_000000372064_00215_30329_9635.N1	18-DEC-2007 22:03:15	Bright	37.000	83		2.3780	11000.	74	30329	No
314	GOM_NL__2PRFIN20071218_220602_000000392064_00215_30329_9636.N1	18-DEC-2007 22:06:02	Bright	38.500	3	16Alp Boo	-0.050000	4250.0	77	30329	No
315	GOM_NL__2PRFIN20071218_221522_000000362064_00215_30329_9637.N1	18-DEC-2007 22:15:22	Bright	36.000	122	9Alp2Lib	2.7470	9700.0	72	30329	No
316	GOM_NL__2PRFIN20071218_222150_000000442064_00215_30329_9638.N1	18-DEC-2007 22:21:50	Dark	44.000	54	5The Cen	2.0550	4500.0	88	30329	No
317	GOM_NL__2PRFIN20071218_222449_000000372064_00215_30329_9639.N1	18-DEC-2007 22:24:49	Dark	36.500	95	Zet Cen	2.5450	26000.	73	30329	No
318	GOM_NL__2PRFIN20071218_222737_000000422064_00215_30329_9640.N1	18-DEC-2007 22:27:37	Dark	41.500	64	Gam Cen	2.2000	10600.	83	30329	No
319	GOM_NL__2PRFIN20071218_223031_000000392064_00216_30330_9631.N1	18-DEC-2007 22:30:31	Dark	39.000	12	Alp1Cru	0.77500	30000.	78	30330	No
320	GOM_NL__2PRFIN20071218_223343_000000372064_00216_30330_9632.N1	18-DEC-2007 22:33:43	Dark	37.000	124	The Car	2.7640	30000.	74	30330	No
321	GOM_NL__2PRFIN20071218_223528_000000382064_00216_30330_9633.N1	18-DEC-2007 22:35:28	Dark	38.000	159	Ups Car	2.9200	7200.0	76	30330	No
322	GOM_NL__2PRFIN20071218_223653_000000422064_00216_30330_9634.N1	18-DEC-2007 22:36:53	Dark	41.500	71	lot Car	2.2460	7700.0	83	30330	No
323	GOM_NL__2PRFIN20071218_224332_000000452064_00216_30330_9635.N1	18-DEC-2007 22:43:32	Dark	45.000	2	Alp Car	-0.73600	7000.0	90	30330	No
324	GOM_NL__2PRFIN20071218_224930_000000412064_00216_30330_9636.N1	18-DEC-2007 22:49:30	Straylight	41.000	108	Alp Col	2.6520	15200.	82	30330	No
325	GOM_NL__2PRFIN20071218_225424_000000442064_00216_30330_9637.N1	18-DEC-2007 22:54:24	Straylight	43.500	101	11Alp Lep	2.5820	7000.0	87	30330	No
326	GOM_NL__2PRFIN20071218_225726_000000482064_00216_30330_9638.N1	18-DEC-2007 22:57:26	Straylight	48.000	7	19Bet Ori	0.10000	14000.	96	30330	No
327	GOM_NL__2PRFIN20071218_230443_000000532064_00216_30330_9639.N1	18-DEC-2007 23:04:43	Tw_i_and_stray	53.000	13	87Alp Tau	0.86700	3800.0	106	30330	No
328	GOM_NL__2PRFIN20071218_230659_000000362064_00216_30330_9640.N1	18-DEC-2007 23:06:59	Bright	36.000	146	25Eta Tau	2.8730	15200.	72	30330	No
329	GOM_NL__2PRFIN20071218_230907_000000342064_00216_30330_9641.N1	18-DEC-2007 23:09:07	Bright	34.000	150	44Zet Per	2.8900	28000.	68	30330	No
330	GOM_NL__2PRFIN20071218_231123_000000342064_00216_30330_9642.N1	18-DEC-2007 23:11:23	Bright	34.000	149	45Eps Per	2.8880	30000.	68	30330	No
331	GOM_NL__2PRFIN20071218_231336_000000342064_00216_30330_9643.N1	18-DEC-2007 23:13:36	Bright	34.000	175	39Del Per	3.0100	19400.	68	30330	No
332	GOM_NL__2PRFIN20071218_232516_000000362064_00216_30330_9644.N1	18-DEC-2007 23:25:16	Bright	35.500	49	1Alp UMi	1.9900	6300.0	71	30330	No
333	GOM_NL__2PRFIN20071218_232958_000000392064_00216_30330_9645.N1	18-DEC-2007 23:29:58	Bright	38.500	60	7Bet UMi	2.0810	3950.0	77	30330	No
334	GOM_NL__2PRFIN20071218_233319_000000342064_00216_30330_9646.N1	18-DEC-2007 23:33:19	Bright	33.500	119	14Eta Dra	2.7270	4700.0	67	30330	No
335	GOM_NL__2PRFIN20071218_234035_000000372064_00216_30330_9647.N1	18-DEC-2007 23:40:35	Bright	37.000	180	27Gam Boo	3.0400	8000.0	74	30330	No
336	GOM_NL__2PRFIN20071218_234351_000000552064_00216_30330_9648.N1	18-DEC-2007 23:43:51	Bright	55.000	83		2.3780	11000.	110	30330	No
337	GOM_NL__2PRFIN20071218_234638_000000412064_00216_30330_9649.N1	18-DEC-2007 23:46:38	Bright	40.500	3	16Alp Boo	-0.050000	4250.0	81	30330	No

3. Quality information per product

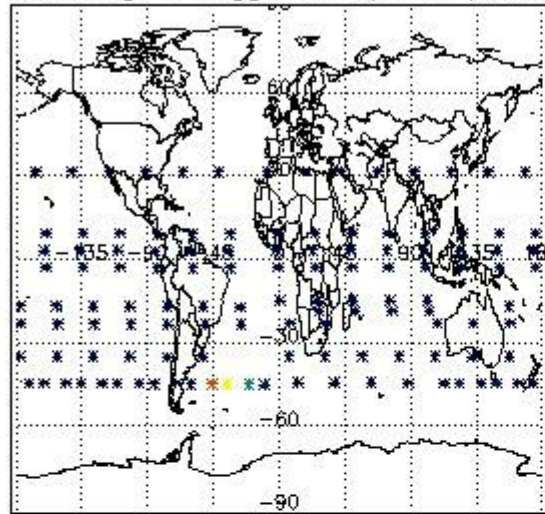
In this section it is plotted some information contained in the Quality Summary data set of the level 2 products. Only products in dark limb conditions and without errors (error flag in the MPH set to "0") are used.

3.1 Plot quality information per product (time dependant)

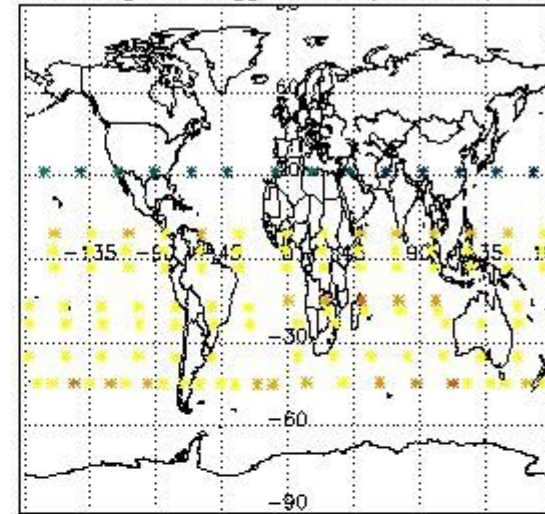


3.2 Plot quality information per product (world map)

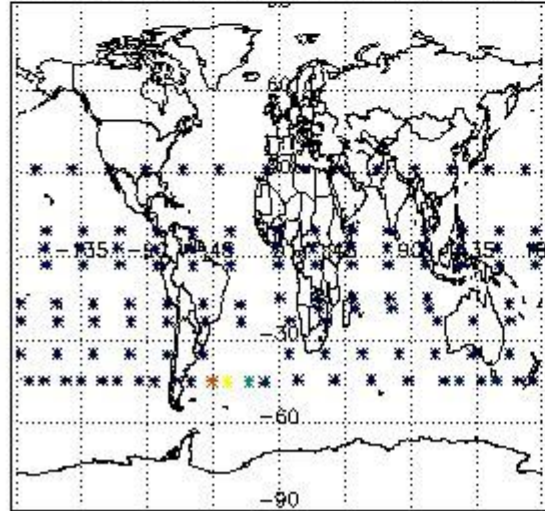
Percentage of flagged data per O3 profile



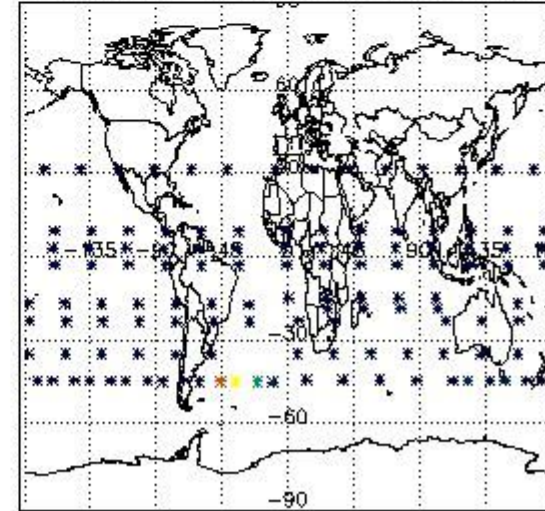
Percentage of flagged data per H2O profile



Percentage of flagged data per NO2 profile



Percentage of flagged data per NO3 profile

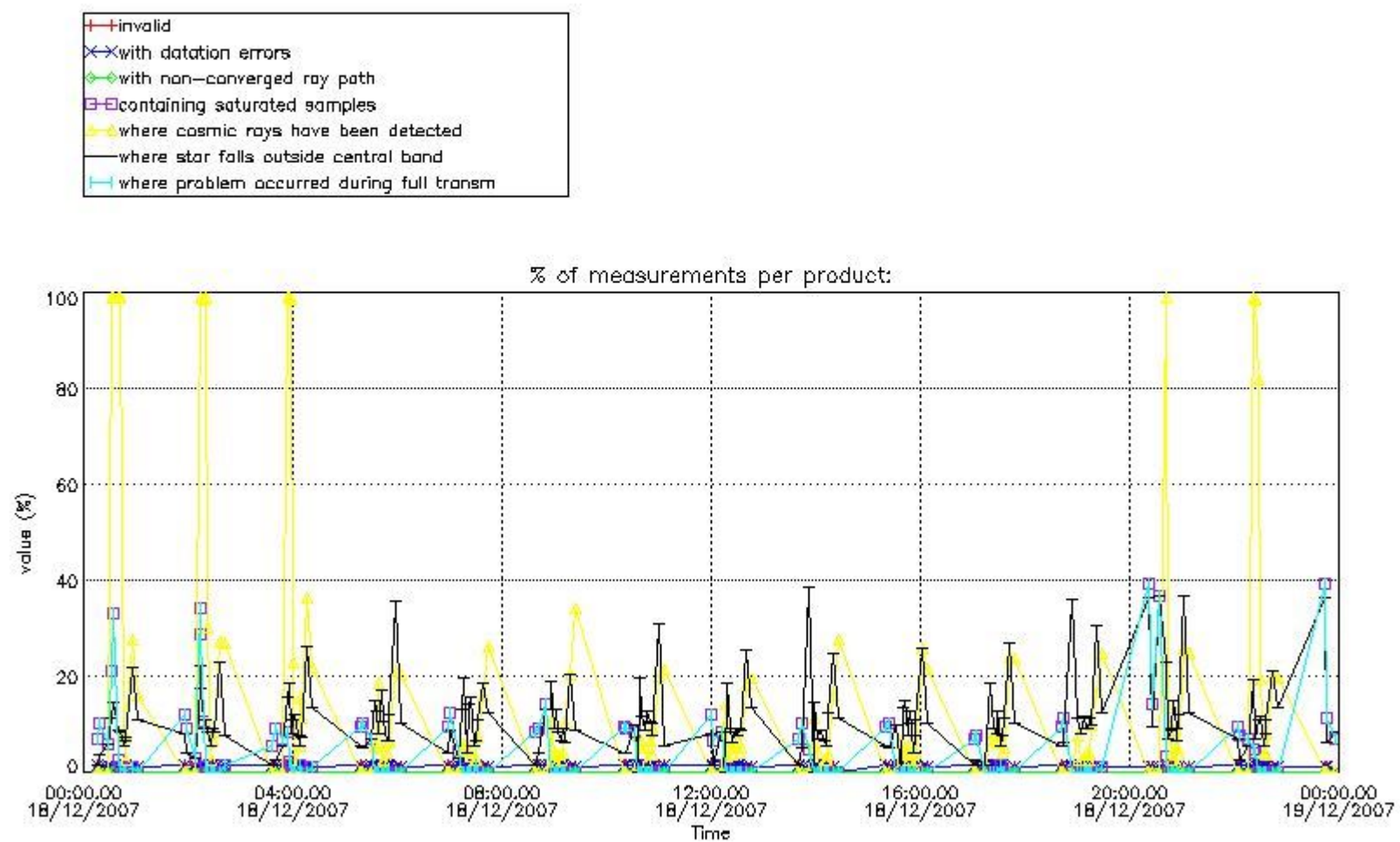


4. Level 1 quality information per product

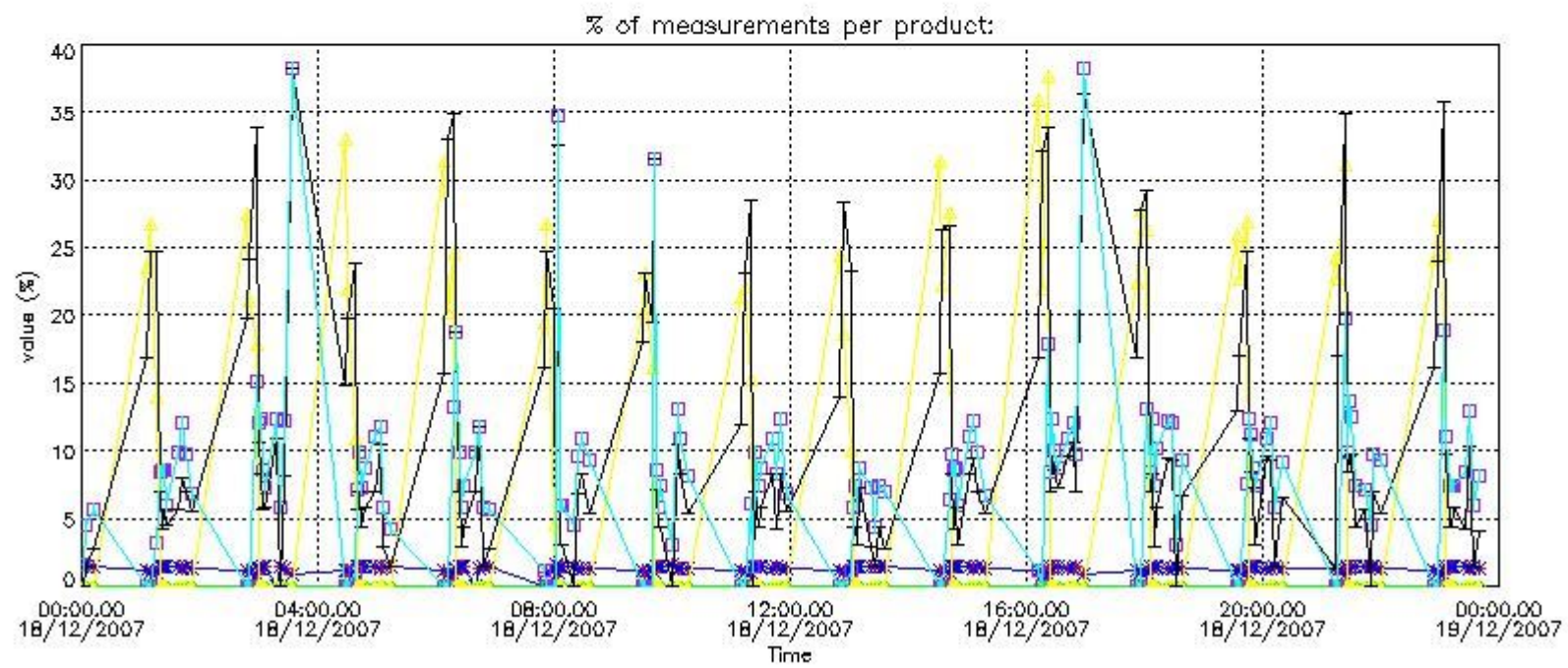
In this section it is plotted some information contained in the Quality Summary data set of the level 2 products that comes from the level 1b processing. Products without errors (error flag in the MPH set to "0") are used.

4.1 Plot quality information per product (time dependant) coming from level 1b processing

4.1.1 Plot level 1 quality information per product (time dependant): ENVISAT ASCENDING passes



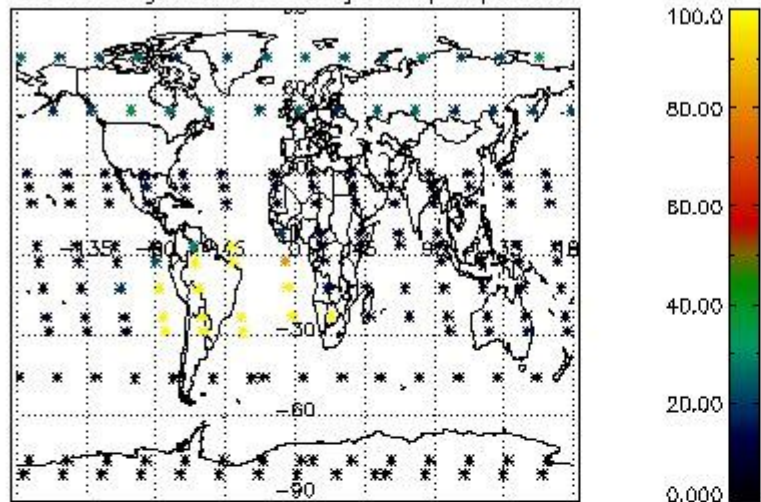
4.1.2 Plot level 1 quality information per product (time dependant): ENVI SAT DESCENDING passes



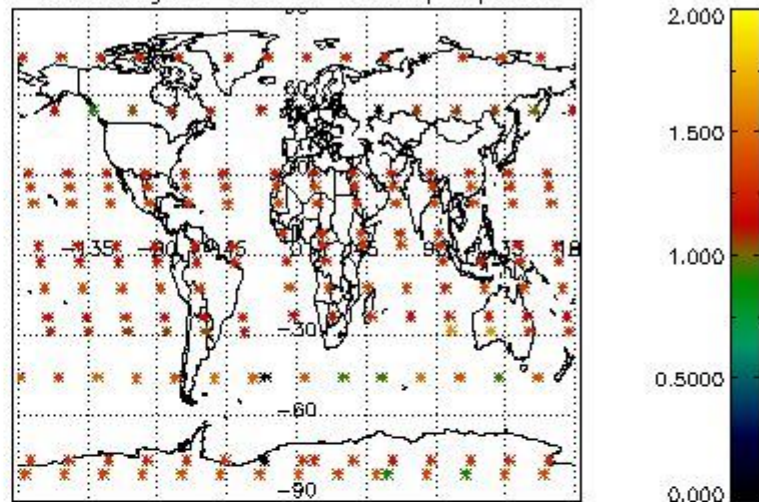
4.2 Plot quality information per product coming from level 1b processing (world map)

4.2.1 Plot level 1 quality information per product (world map): ENVISAT ASCENDING passes

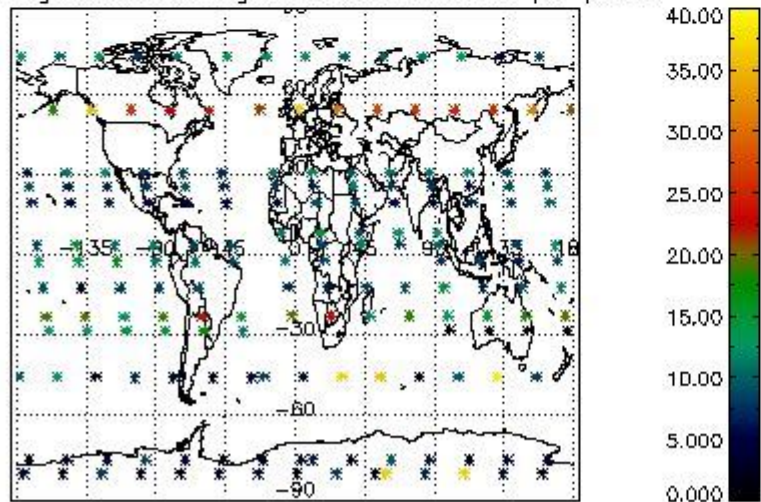
Percentage of cosmic ray hits per profile



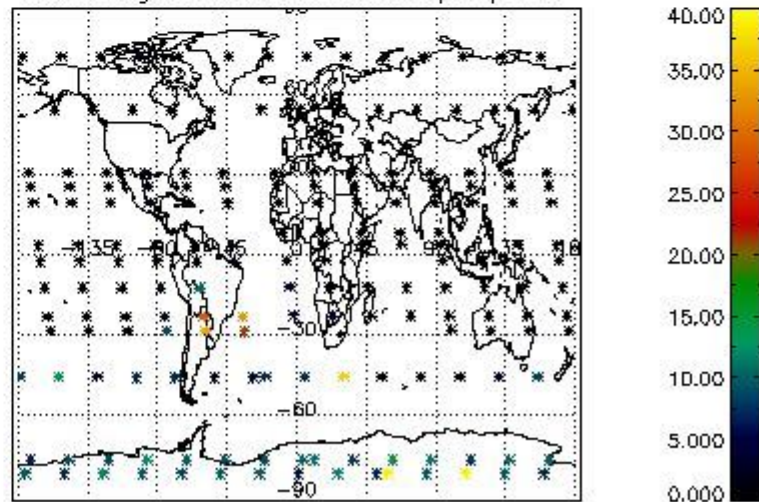
Percentage of datation errors per profile



Percentage of star falling outside central band per profile

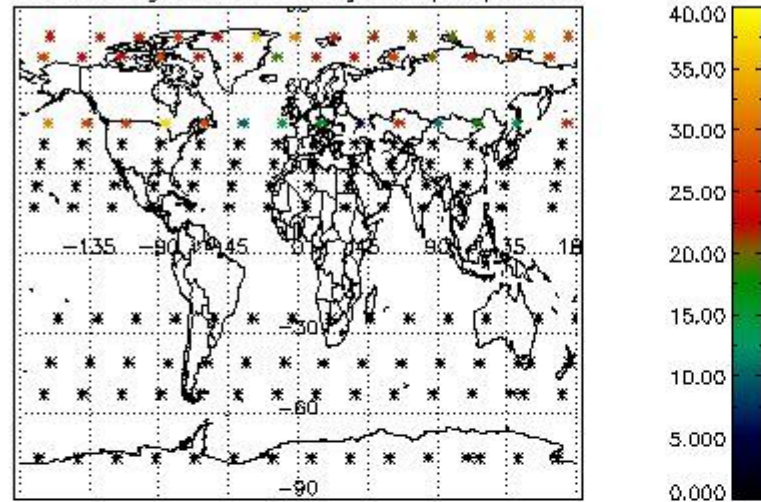


Percentage of saturation errors per profile

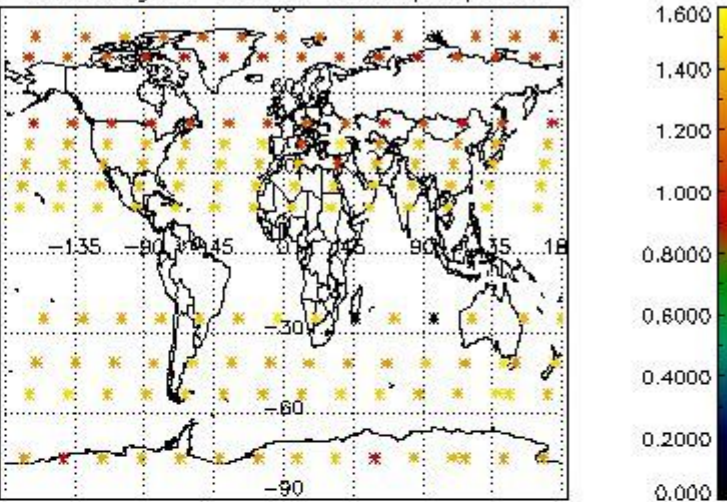


4.2.2 Plot level 1 quality information per product (world map): ENVISAT DESCENDING passes

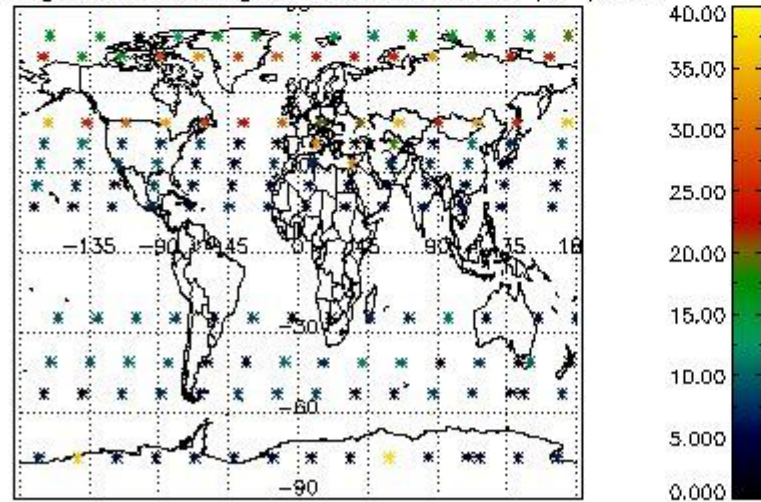
Percentage of cosmic ray hits per profile



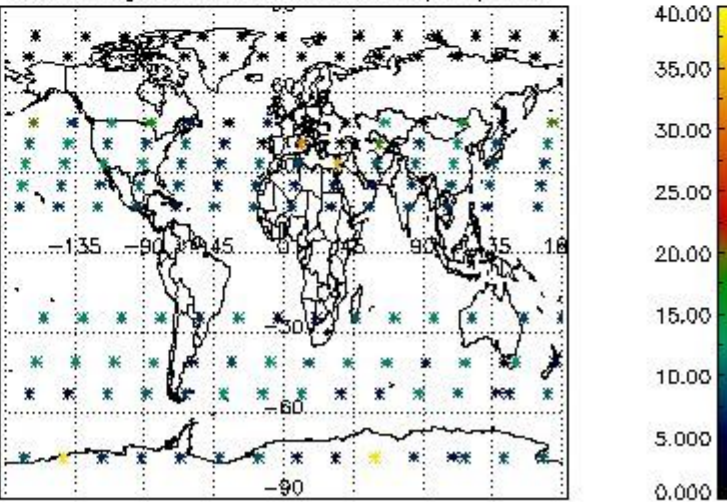
Percentage of datation errors per profile



Percentage of star falling outside central band per profile



Percentage of saturation errors per profile



5. Trace gas profiles

5.1 Ozone statistics based on quality of products

The final quality of the products can be "measured" using the STD (Standard Deviation) attached to every point profile. This information is written to the parameter GOM_NL__2P/NL_LOCAL_SPECIES_DENSITY/o3_std of the level 2 products. The table below shows the statistics for given STD ranges.

The statistics are given with respect to the overall valid production:

- Products without fatal errors: GOM_NL__2P/MPH/PRODUCT_ERR=0
- Valid point profile: GOM_NL__2P/NL_LOCAL_SPECIES_DENSITY/pcd(0)=0

The 'Criteria' is applied to valid points of dark limb products:

- Products in dark limb illumination condition: GOM_NL__2P/NL_SUMMARY_QUALITY/obs_ill_cond=0
- Products without fatal errors: GOM_NL__2P/MPH/PRODUCT_ERR=0
- Valid point profile: GOM_NL__2P/NL_LOCAL_SPECIES_DENSITY/pcd(0)=0

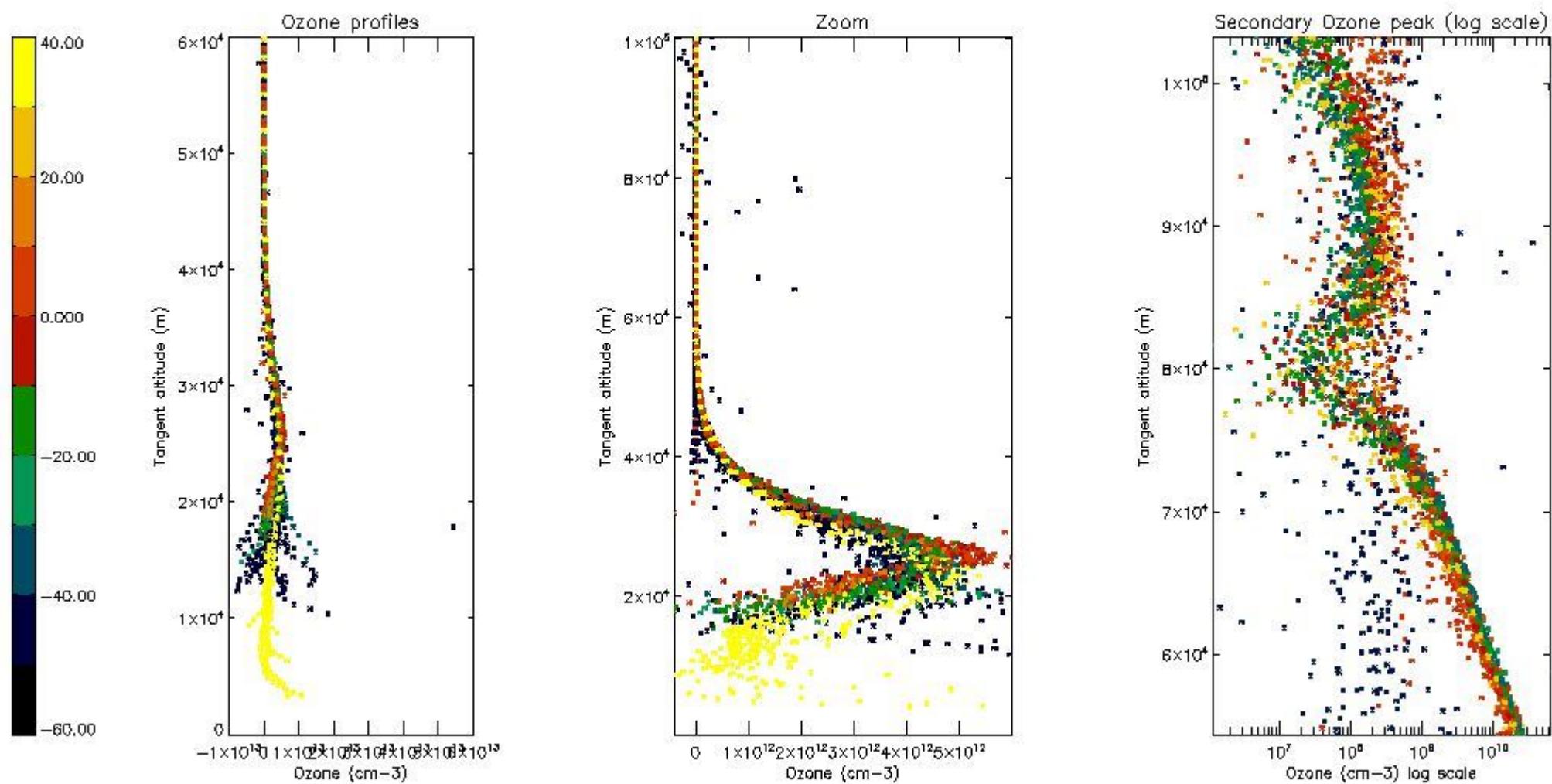
So, the table below shows the percentage of dark limb and valid observations for each criteria with respect to the overall valid daily observations.

Criteria	% of total production
All STD	38
STD < 20	19

STD < 10	14
STD < 5	9

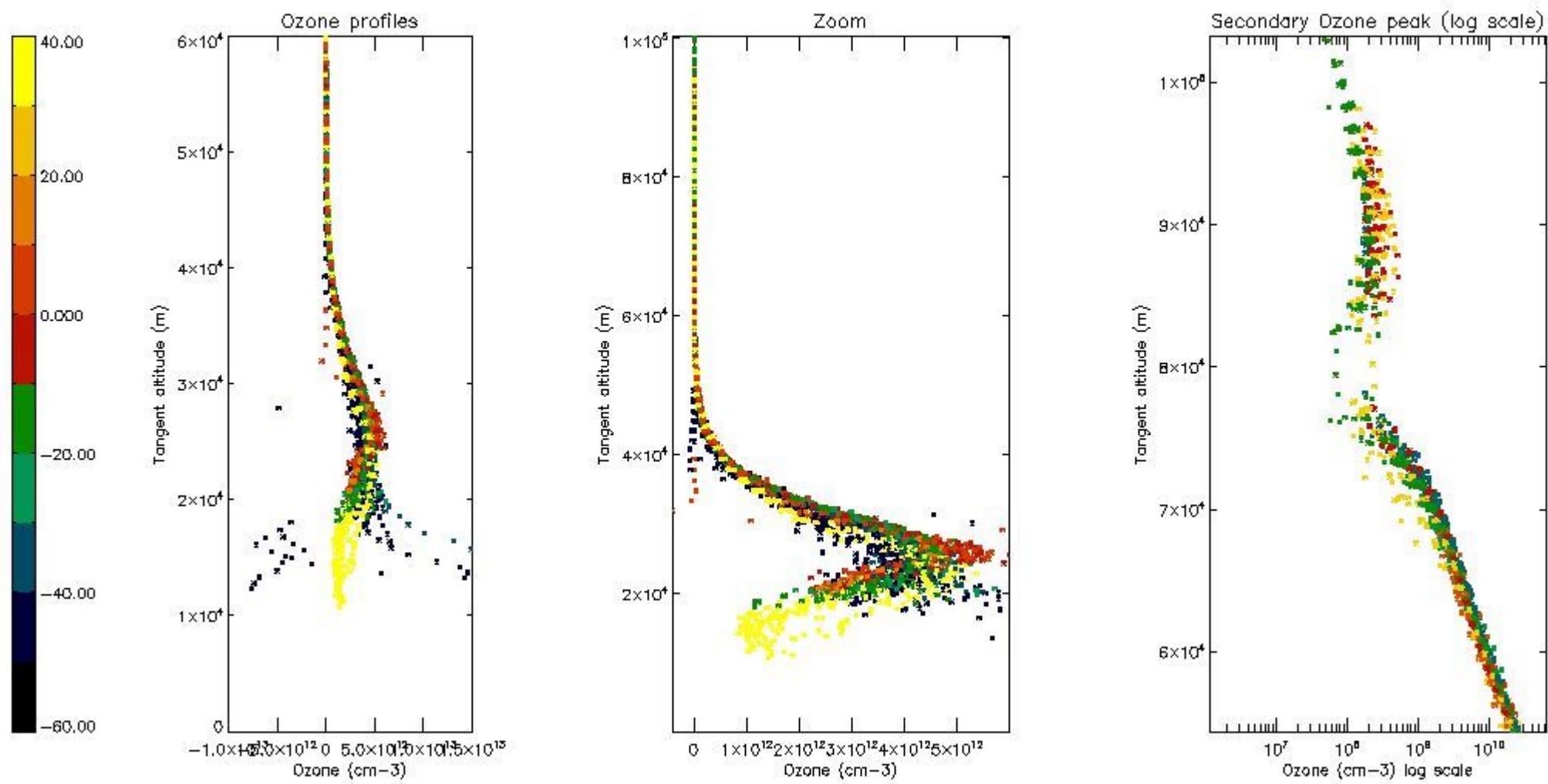
5.2 Plot ozone profiles for all STD (dark without errors)

The colorbar represents the latitude.



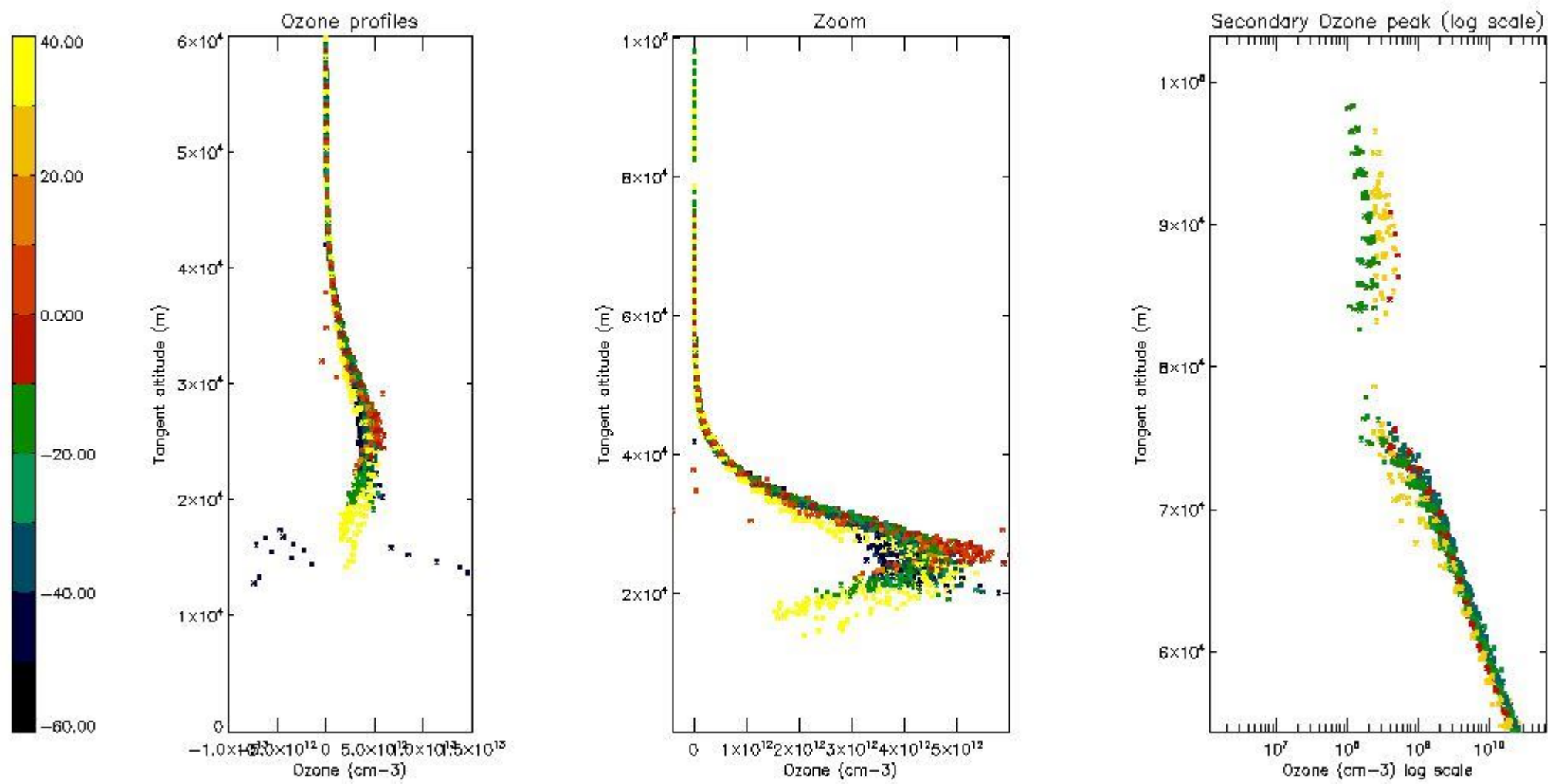
5.3 Plot ozone profiles where STD < 20% (dark without errors)

The colorbar represents the latitude.



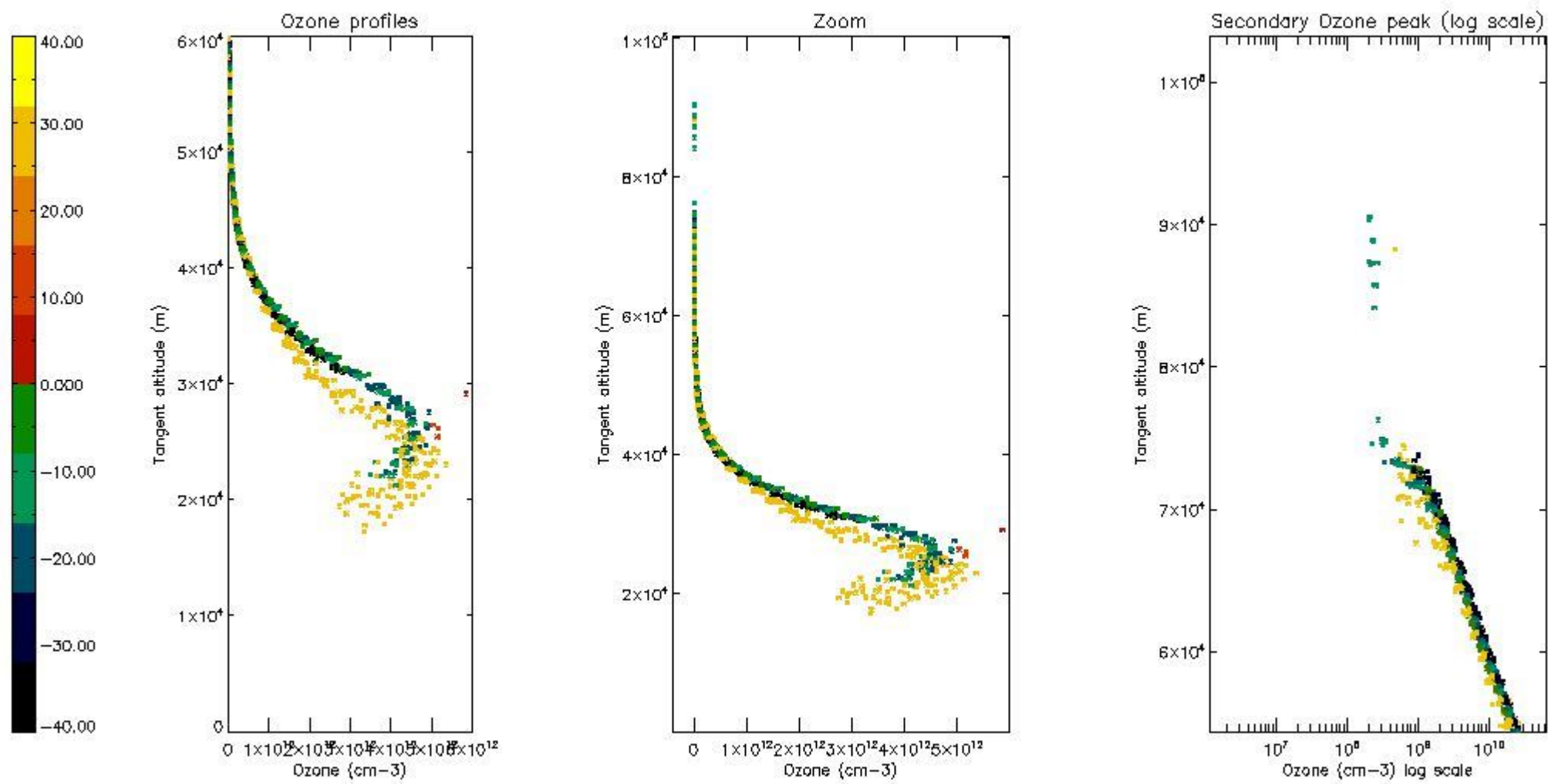
5.4 Plot ozone profiles where STD < 10% (dark without errors)

The colorbar represents the latitude.



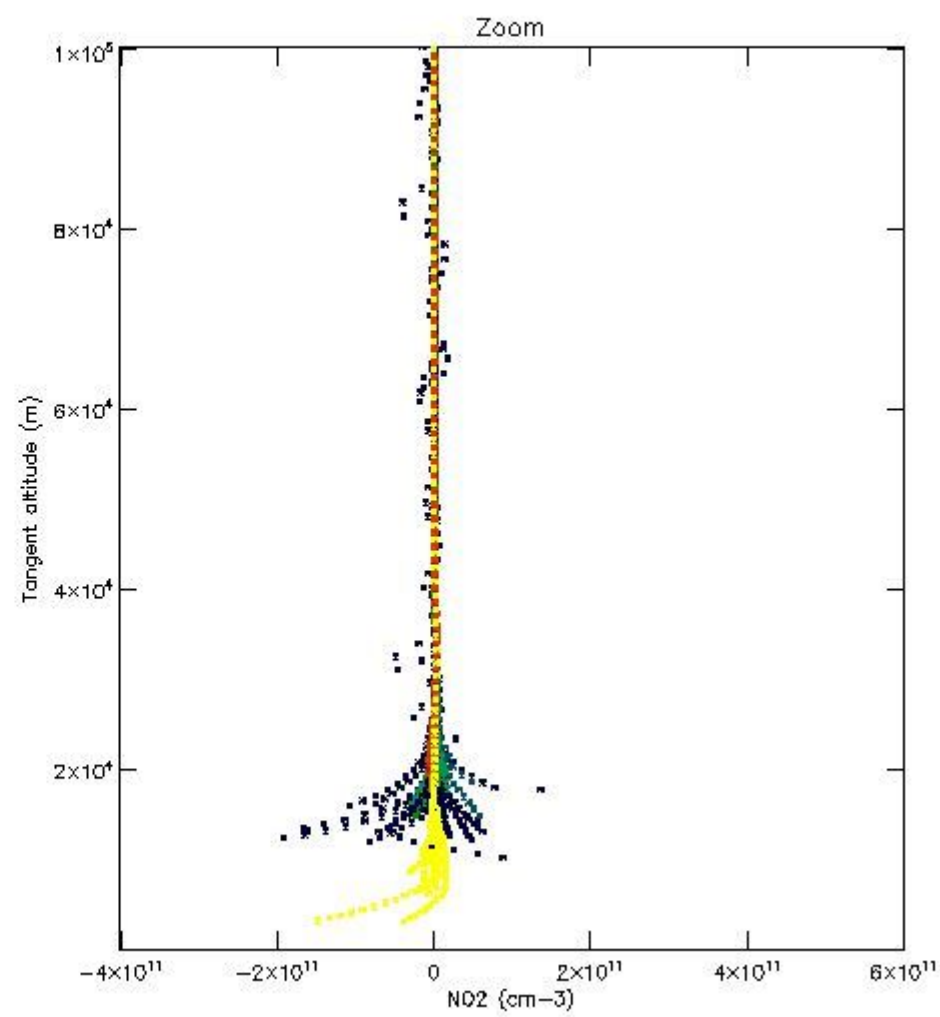
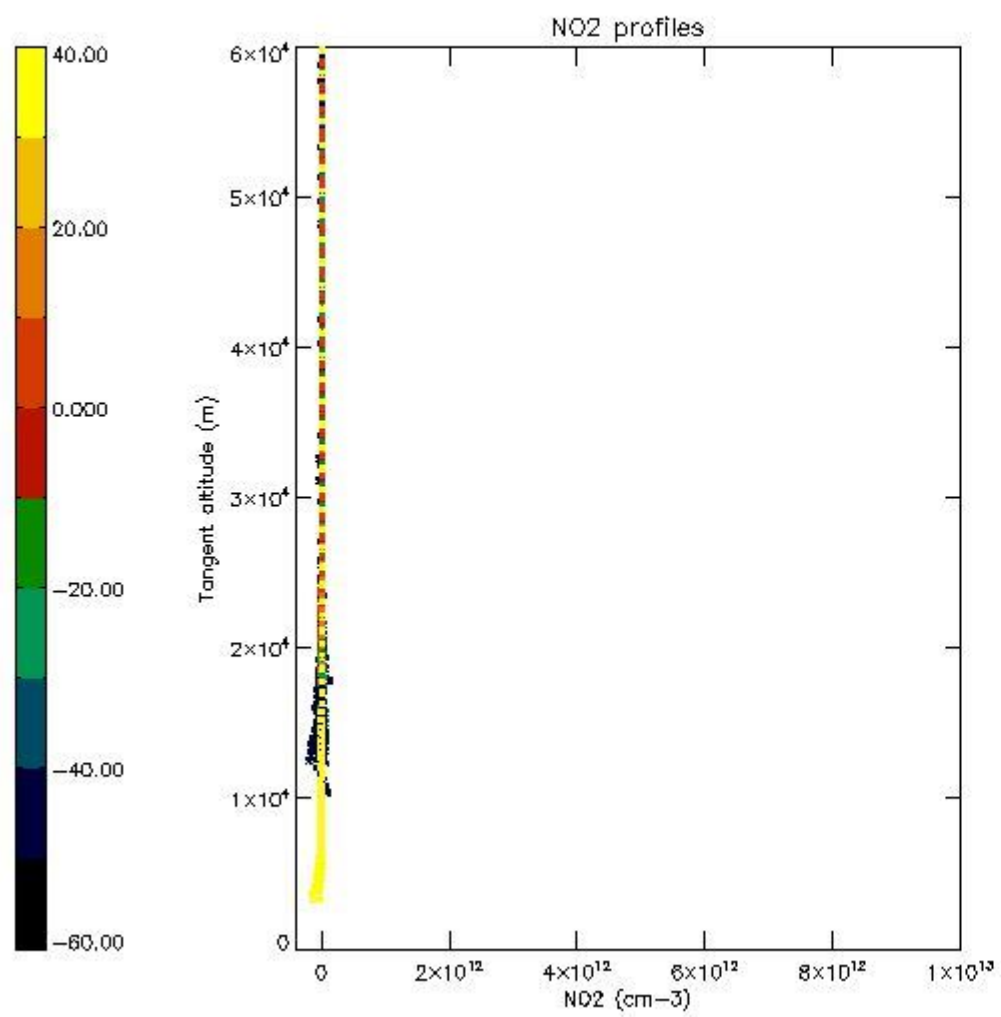
5.5 Plot ozone profiles where STD < 5% (dark without errors)

The colorbar represents the latitude.



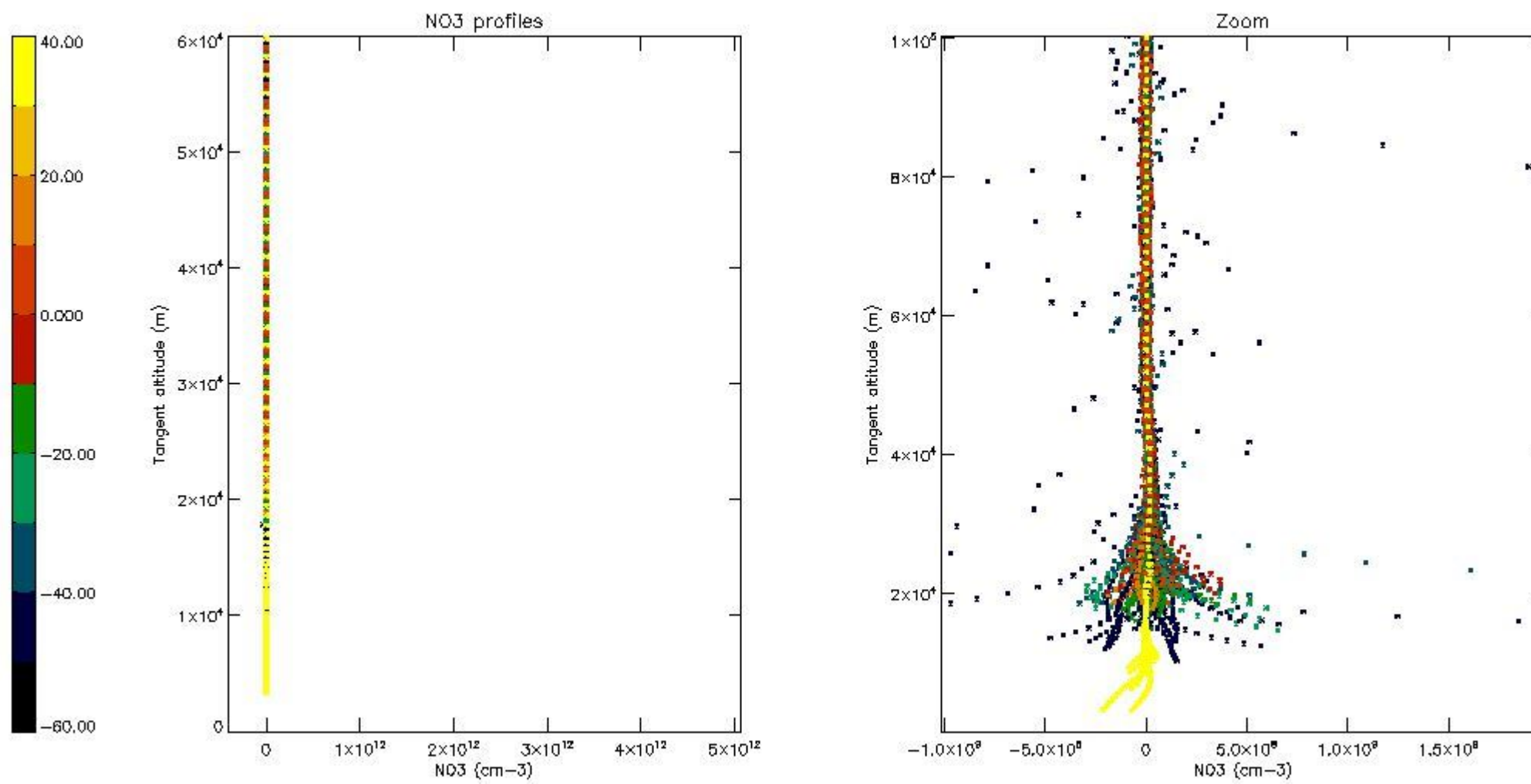
5.6 Plot NO₂ profiles for all STD (dark without errors)

The colorbar represents the latitude.



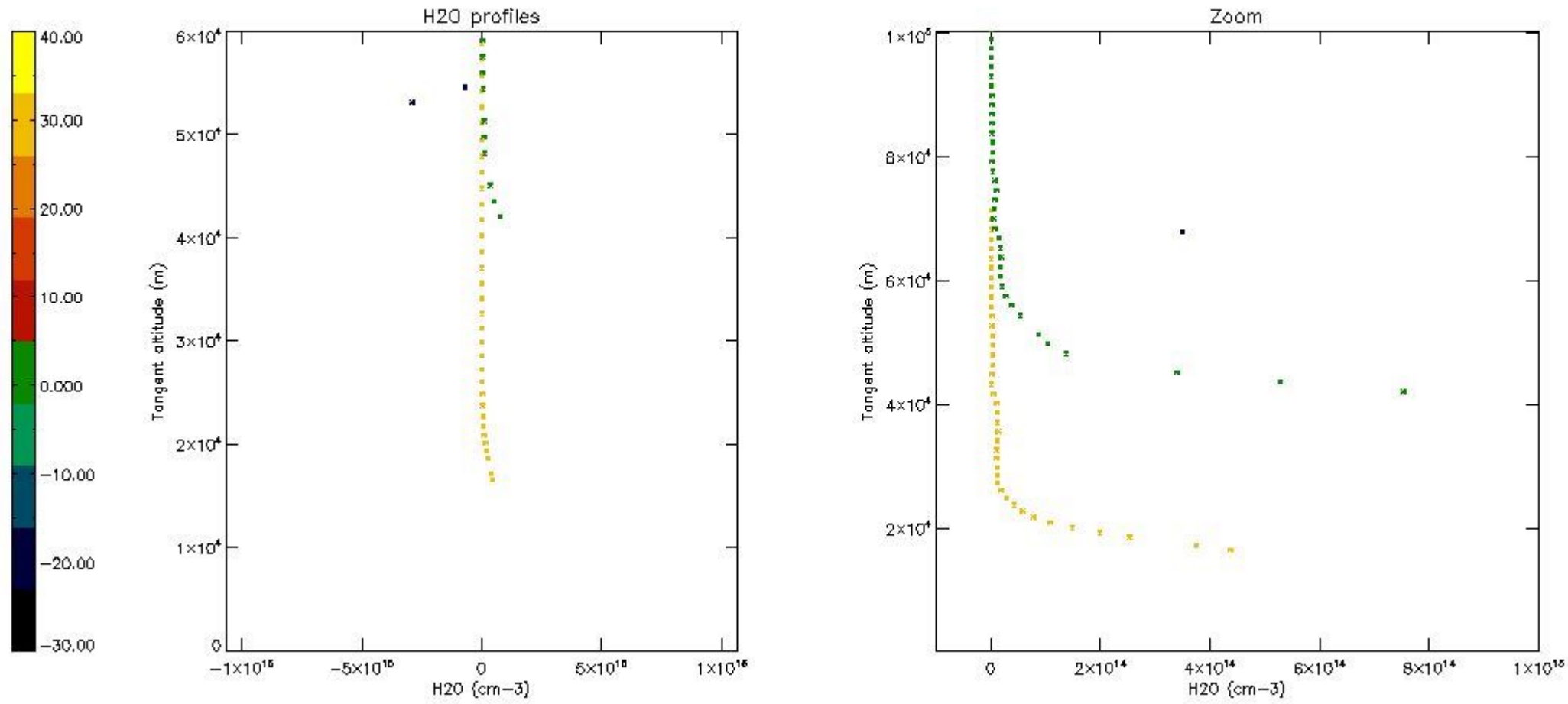
5.7 Plot NO3 profiles for all STD (dark without errors)

The colorbar represents the latitude.



5.8 Plot H2O profiles for all STD (only for occultations of stars 1,2,3,4,13,14,16,26,63 dark without errors)

The colorbar represents the latitude.



6. Auxiliary Data Files used for the production reported in section 2

The number reported in the third column indicates since which file (see list in section 2) the corresponding auxiliary file has been used. The fourth column is the date of those product files.

Type	Auxiliary Filename	Used since product	Used since product date
INST_PHYS_CHARACTERISTICS	GOM_INS_AXVIEC20091111_143220_20030716_120000_20500101_000000	1	18-DEC-2007 00:01:35
LEVEL-2_PROC_CONFIG	GOM_PR2_AXVIEC20091111_152718_20020301_000000_20500101_000000	1	18-DEC-2007 00:01:35
CROSS_SECTIONS_FILE	GOM_CRS_AXVIEC20091111_154832_20020301_000000_20500101_000000	1	18-DEC-2007 00:01:35

GOMOS Level 2 Daily Report

SUMMARY

[1. General Info](#)

[2. Summary of processed GOM_NL_2P products](#)

[3. Level 2 Quality information per product](#)

[3.1 Plot of level 2 quality information per product \(time dependant\)](#)

[3.2 Plot of level 2 quality information per product \(world map\)](#)

[4. Level 1 Quality information per product \(stored on level 2 products\)](#)

[4.1 Plot of level 1 quality information per product \(time dependant\)](#)

[4.1.1 Plot of level 1 quality information per product \(time dependant\): ASCENDING](#)

[4.1.2 Plot of level 1 quality information per product \(time dependant\): DESCENDING](#)

[4.2 Plot of level 1 quality information per product \(world map\)](#)

[4.2.1 Plot of level 1 quality information per product \(world map\): ASCENDING](#)

[4.2.2 Plot of level 1 quality information per product \(world map\): DESCENDING](#)

[5. Ozone profiles based on quality statistics and other trace gas profiles](#)

[5.1 Ozone statistics based on quality of products](#)

[5.2 Plot ozone profiles for all STD \(dark without errors\)](#)

[5.3 Plot ozone profiles where STD < 20% \(dark without errors\)](#)

[5.4. Plot ozone profiles where STD < 10% \(dark without errors\)](#)

[5.5. Plot ozone profiles where STD < 5% \(dark without errors\)](#)

[5.6 Plot NO2 profiles for all STD \(dark without errors\)](#)

[5.7 Plot NO3 profiles for all STD \(dark without errors\)](#)

[5.8 Plot H2O profiles \(only for occultations of stars 1,2,3,4,13,14,16,26,63 dark without errors\) for all STD](#)

[6. Auxiliary Data Files used for the production reported in section 2](#)

This report presents the daily analysis on parameters extracted from GOMOS level 2 data (GOM_NL__2P). It is intended to monitor some important parameters that will impact the quality of these products. A list of level 2 products (and content) that have arrived during the reporting day to the PCF is also given.

Item	Value
Time of report generation	23APR2013 14:36:11
Data source version	GOMOS/6.01
Start time of products	18-12-2007 (18DEC2007 00:00:00)
Stop time of products	19-12-2007 (19DEC2007 00:00:00)
Store outputs in DB	Yes
Nb of level 2 prods	338
Nb of prods with errors	0

2. Summary of processed GOM_NL__2P products.

Nr	Filename	UTC Start time	Limb	Duration	Star Id	Star Name	Star Mag	Star Temp	Nb Meas	Orbit	Prod. error
1	GOM_NL__2PRFIN20071218_000135_000000332064_00202_30316_9426.N1	18-DEC-2007 00:01:35	Bright	32.500	60	7Bet UMi	2.0810	3950.0	65	30316	No
2	GOM_NL__2PRFIN20071218_000454_000000342064_00202_30316_9427.N1	18-DEC-2007 00:04:54	Bright	33.500	119	14Eta Dra	2.7270	4700.0	67	30316	No
3	GOM_NL__2PRFIN20071218_001211_000000362064_00202_30316_9428.N1	18-DEC-2007 00:12:11	Bright	35.500	180	27Gam Boo	3.0400	8000.0	71	30316	No
4	GOM_NL__2PRFIN20071218_001526_000000362064_00202_30316_9429.N1	18-DEC-2007 00:15:26	Bright	36.000	83		2.3780	11000.	72	30316	No
5	GOM_NL__2PRFIN20071218_001811_000000402064_00202_30316_9430.N1	18-DEC-2007 00:18:11	Bright	39.500	3	16Alp Boo	-0.050000	4250.0	79	30316	No
6	GOM_NL__2PRFIN20071218_002731_000000352064_00202_30316_9431.N1	18-DEC-2007 00:27:31	Bright	35.000	122	9Alp2Lib	2.7470	9700.0	70	30316	No
7	GOM_NL__2PRFIN20071218_003224_000000452064_00202_30316_9432.N1	18-DEC-2007 00:32:24	Dark	45.000	169	46Gam Hya	2.9910	4700.0	90	30316	No
8	GOM_NL__2PRFIN20071218_003357_000000412064_00202_30316_9433.N1	18-DEC-2007 00:33:57	Dark	41.000	54	5The Cen	2.0550	4500.0	82	30316	No
9	GOM_NL__2PRFIN20071218_003942_000000412064_00202_30316_9434.N1	18-DEC-2007 00:39:42	Dark	40.500	64	Gam Cen	2.2000	10600.	81	30316	No
10	GOM_NL__2PRFIN20071218_004121_000000412064_00203_30317_9430.N1	18-DEC-2007 00:41:21	Dark	41.000	99	Del Cen	2.5750	26000.	82	30317	No
11	GOM_NL__2PRFIN20071218_004549_000000382064_00203_30317_9431.N1	18-DEC-2007 00:45:49	Dark	37.500	124	The Car	2.7640	30000.	75	30317	No
12	GOM_NL__2PRFIN20071218_004734_000000382064_00203_30317_9432.N1	18-DEC-2007 00:47:34	Dark	37.500	159	Ups Car	2.9200	7200.0	75	30317	No
13	GOM_NL__2PRFIN20071218_004857_000000412064_00203_30317_9433.N1	18-DEC-2007 00:48:57	Dark	40.500	71	lot Car	2.2460	7700.0	81	30317	No
14	GOM_NL__2PRFIN20071218_005540_000000462064_00203_30317_9434.N1	18-DEC-2007 00:55:40	Dark	45.500	2	Alp Car	-0.73600	7000.0	91	30317	No
15	GOM_NL__2PRFIN20071218_010139_000000412064_00203_30317_9435.N1	18-DEC-2007 01:01:39	Straylight	41.000	108	Alp Col	2.6520	15200.	82	30317	No
16	GOM_NL__2PRFIN20071218_010635_000000452064_00203_30317_9436.N1	18-DEC-2007 01:06:35	Straylight	44.500	101	11Alp Lep	2.5820	7000.0	89	30317	No
17	GOM_NL__2PRFIN20071218_010938_000000492064_00203_30317_9437.N1	18-DEC-2007 01:09:38	Straylight	48.500	7	19Bet Ori	0.10000	14000.	97	30317	No
18	GOM_NL__2PRFIN20071218_011656_000000472064_00203_30317_9438.N1	18-DEC-2007 01:16:56	Twilight_stray	46.500	13	87Alp Tau	0.86700	3800.0	93	30317	No
19	GOM_NL__2PRFIN20071218_011910_000000362064_00203_30317_9439.N1	18-DEC-2007 01:19:10	Bright	35.500	146	25Eta Tau	2.8730	15200.	71	30317	No
20	GOM_NL__2PRFIN20071218_012119_000000352064_00203_30317_9440.N1	18-DEC-2007 01:21:19	Bright	35.000	150	44Zet Per	2.8900	28000.	70	30317	No
21	GOM_NL__2PRFIN20071218_012335_000000352064_00203_30317_9441.N1	18-DEC-2007 01:23:35	Bright	35.000	149	45Eps Per	2.8880	30000.	70	30317	No
22	GOM_NL__2PRFIN20071218_012548_000000342064_00203_30317_9442.N1	18-DEC-2007 01:25:48	Bright	33.500	175	39Del Per	3.0100	19400.	67	30317	No
23	GOM_NL__2PRFIN20071218_013729_000000362064_00203_30317_9443.N1	18-DEC-2007 01:37:29	Bright	35.500	49	1Alp UMi	1.9900	6300.0	71	30317	No
24	GOM_NL__2PRFIN20071218_014211_000000382064_00203_30317_9444.N1	18-DEC-2007 01:42:11	Bright	37.500	60	7Bet UMi	2.0810	3950.0	75	30317	No
25	GOM_NL__2PRFIN20071218_014530_000000362064_00203_30317_9445.N1	18-DEC-2007 01:45:30	Bright	36.000	119	14Eta Dra	2.7270	4700.0	72	30317	No
26	GOM_NL__2PRFIN20071218_015247_000000372064_00203_30317_9446.N1	18-DEC-2007 01:52:47	Bright	36.500	180	27Gam Boo	3.0400	8000.0	73	30317	No
27	GOM_NL__2PRFIN20071218_015602_000000382064_00203_30317_9447.N1	18-DEC-2007 01:56:02	Bright	38.000	83		2.3780	11000.	76	30317	No
28	GOM_NL__2PRFIN20071218_015847_000000392064_00203_30317_9448.N1	18-DEC-2007 01:58:47	Bright	38.500	3	16Alp Boo	-0.050000	4250.0	77	30317	No
29	GOM_NL__2PRFIN20071218_020807_000000342064_00203_30317_9449.N1	18-DEC-2007 02:08:07	Bright	34.000	122	9Alp2Lib	2.7470	9700.0	68	30317	No
30	GOM_NL__2PRFIN20071218_021301_000000492064_00203_30317_9450.N1	18-DEC-2007 02:13:01	Dark	48.500	169	46Gam Hya	2.9910	4700.0	97	30317	No
31	GOM_NL__2PRFIN20071218_021433_000000452064_00203_30317_9451.N1	18-DEC-2007 02:14:33	Dark	45.000	54	5The Cen	2.0550	4500.0	90	30317	No
32	GOM_NL__2PRFIN20071218_021733_000000382064_00203_30317_9452.N1	18-DEC-2007 02:17:33	Dark	38.000	95	Zet Cen	2.5450	26000.	76	30317	No
33	GOM_NL__2PRFIN20071218_022018_000000422064_00203_30317_9453.N1	18-DEC-2007 02:20:18	Dark	41.500	64	Gam Cen	2.2000	10600.	83	30317	No
34	GOM_NL__2PRFIN20071218_022158_000000422064_00204_30318_9439.N1	18-DEC-2007 02:21:58	Dark	41.500	99	Del Cen	2.5750	26000.	83	30318	No
35	GOM_NL__2PRFIN20071218_022626_000000382064_00204_30318_9440.N1	18-DEC-2007 02:26:26	Dark	37.500	124	The Car	2.7640	30000.	75	30318	No
36	GOM_NL__2PRFIN20071218_022810_000000392064_00204_30318_9441.N1	18-DEC-2007 02:28:10	Dark	38.500	159	Ups Car	2.9200	7200.0	77	30318	No
37	GOM_NL__2PRFIN20071218_022934_000000422064_00204_30318_9442.N1	18-DEC-2007 02:29:34	Dark	41.500	71	lot Car	2.2460	7700.0	83	30318	No
38	GOM_NL__2PRFIN20071218_023616_000000462064_00204_30318_9443.N1	18-DEC-2007 02:36:16	Dark	46.000	2	Alp Car	-0.73600	7000.0	92	30318	No
39	GOM_NL__2PRFIN20071218_024215_000000392064_00204_30318_9444.N1	18-DEC-2007 02:42:15	Straylight	39.000	108	Alp Col	2.6520	15200.	78	30318	No
40	GOM_NL__2PRFIN20071218_024711_000000462064_00204_30318_9445.N1	18-DEC-2007 02:47:11	Straylight	45.500	101	11Alp Lep	2.5820	7000.0	91	30318	No
41	GOM_NL__2PRFIN20071218_025014_000000482064_00204_30318_9446.N1	18-DEC-2007 02:50:14	Straylight	47.500	7	19Bet Ori	0.10000	14000.	95	30318	No
42	GOM_NL__2PRFIN20071218_025732_000000532064_00204_30318_9447.N1	18-DEC-2007 02:57:32	Twilight_stray	53.000	13	87Alp Tau	0.86700	3800.0	106	30318	No

43	GOM_NL__2PRFIN20071218_025946_000000382064_00204_30318_9448.N1	18-DEC-2007 02:59:46	Bright	37.500	146	25Eta Tau	2.8730	15200.	75	30318	No
44	GOM_NL__2PRFIN20071218_030155_000000372064_00204_30318_9449.N1	18-DEC-2007 03:01:55	Bright	36.500	150	44Zet Per	2.8900	28000.	73	30318	No
45	GOM_NL__2PRFIN20071218_030411_000000352064_00204_30318_9450.N1	18-DEC-2007 03:04:11	Bright	35.000	149	45Eps Per	2.8880	30000.	70	30318	No
46	GOM_NL__2PRFIN20071218_030624_000000352064_00204_30318_9451.N1	18-DEC-2007 03:06:24	Bright	34.500	175	39Del Per	3.0100	19400.	69	30318	No
47	GOM_NL__2PRFIN20071218_031805_000000372064_00204_30318_9452.N1	18-DEC-2007 03:18:05	Bright	36.500	49	1Alp UMi	1.9900	6300.0	73	30318	No
48	GOM_NL__2PRFIN20071218_032247_000000352064_00204_30318_9453.N1	18-DEC-2007 03:22:47	Bright	34.500	60	7Bet UMi	2.0810	3950.0	69	30318	No
49	GOM_NL__2PRFIN20071218_032606_000000372064_00204_30318_9454.N1	18-DEC-2007 03:26:06	Bright	37.000	119	14Eta Dra	2.7270	4700.0	74	30318	No
50	GOM_NL__2PRFIN20071218_033323_000000552064_00204_30318_9455.N1	18-DEC-2007 03:33:23	Bright	55.000	180	27Gam Boo	3.0400	8000.0	110	30318	No
51	GOM_NL__2PRFIN20071218_033638_000000362064_00204_30318_9456.N1	18-DEC-2007 03:36:38	Bright	35.500	83		2.3780	11000.	71	30318	No
52	GOM_NL__2PRFIN20071218_033923_000000392064_00204_30318_9457.N1	18-DEC-2007 03:39:23	Bright	39.000	3	16Alp Boo	-0.050000	4250.0	78	30318	No
53	GOM_NL__2PRFIN20071218_034843_000000362064_00204_30318_9458.N1	18-DEC-2007 03:48:43	Bright	35.500	122	9Alp2Lib	2.7470	9700.0	71	30318	No
54	GOM_NL__2PRFIN20071218_035338_000000482064_00204_30318_9459.N1	18-DEC-2007 03:53:38	Dark	47.500	169	46Gam Hya	2.9910	4700.0	95	30318	No
55	GOM_NL__2PRFIN20071218_035510_000000432064_00204_30318_9460.N1	18-DEC-2007 03:55:10	Dark	43.000	54	5The Cen	2.0550	4500.0	86	30318	No
56	GOM_NL__2PRFIN20071218_035809_000000372064_00204_30318_9461.N1	18-DEC-2007 03:58:09	Dark	37.000	95	Zet Cen	2.5450	26000.	74	30318	No
57	GOM_NL__2PRFIN20071218_040055_000000422064_00204_30318_9462.N1	18-DEC-2007 04:00:55	Dark	41.500	64	Gam Cen	2.2000	10600.	83	30318	No
58	GOM_NL__2PRFIN20071218_040234_000000422064_00205_30319_9453.N1	18-DEC-2007 04:02:34	Dark	42.000	99	Del Cen	2.5750	26000.	84	30319	No
59	GOM_NL__2PRFIN20071218_040703_000000372064_00205_30319_9454.N1	18-DEC-2007 04:07:03	Dark	37.000	124	The Car	2.7640	30000.	74	30319	No
60	GOM_NL__2PRFIN20071218_040847_000000392064_00205_30319_9455.N1	18-DEC-2007 04:08:47	Dark	38.500	159	Ups Car	2.9200	7200.0	77	30319	No
61	GOM_NL__2PRFIN20071218_041011_000000412064_00205_30319_9456.N1	18-DEC-2007 04:10:11	Dark	40.500	71	lot Car	2.2460	7700.0	81	30319	No
62	GOM_NL__2PRFIN20071218_041653_000000482064_00205_30319_9457.N1	18-DEC-2007 04:16:53	Dark	48.000	2	Alp Car	-0.73600	7000.0	96	30319	No
63	GOM_NL__2PRFIN20071218_042252_000000412064_00205_30319_9458.N1	18-DEC-2007 04:22:52	Straylight	41.000	108	Alp Col	2.6520	15200.	82	30319	No
64	GOM_NL__2PRFIN20071218_042748_000000442064_00205_30319_9459.N1	18-DEC-2007 04:27:48	Straylight	44.000	101	11Alp Lep	2.5820	7000.0	88	30319	No
65	GOM_NL__2PRFIN20071218_043050_000000462064_00205_30319_9460.N1	18-DEC-2007 04:30:50	Straylight	45.500	7	19Bet Ori	0.10000	14000.	91	30319	No
66	GOM_NL__2PRFIN20071218_043808_000000462064_00205_30319_9461.N1	18-DEC-2007 04:38:08	Tw_i_and_stray	46.000	13	87Alp Tau	0.86700	3800.0	92	30319	No
67	GOM_NL__2PRFIN20071218_044023_000000352064_00205_30319_9462.N1	18-DEC-2007 04:40:23	Bright	35.000	146	25Eta Tau	2.8730	15200.	70	30319	No
68	GOM_NL__2PRFIN20071218_044231_000000362064_00205_30319_9463.N1	18-DEC-2007 04:42:31	Bright	35.500	150	44Zet Per	2.8900	28000.	71	30319	No
69	GOM_NL__2PRFIN20071218_044447_000000352064_00205_30319_9464.N1	18-DEC-2007 04:44:47	Bright	34.500	149	45Eps Per	2.8880	30000.	69	30319	No
70	GOM_NL__2PRFIN20071218_044700_000000352064_00205_30319_9465.N1	18-DEC-2007 04:47:00	Bright	34.500	175	39Del Per	3.0100	19400.	69	30319	No
71	GOM_NL__2PRFIN20071218_045841_000000362064_00205_30319_9466.N1	18-DEC-2007 04:58:41	Bright	36.000	49	1Alp UMi	1.9900	6300.0	72	30319	No
72	GOM_NL__2PRFIN20071218_050323_000000382064_00205_30319_9467.N1	18-DEC-2007 05:03:23	Bright	38.000	60	7Bet UMi	2.0810	3950.0	76	30319	No
73	GOM_NL__2PRFIN20071218_050642_000000342064_00205_30319_9468.N1	18-DEC-2007 05:06:42	Bright	34.000	119	14Eta Dra	2.7270	4700.0	68	30319	No
74	GOM_NL__2PRFIN20071218_051359_000000352064_00205_30319_9469.N1	18-DEC-2007 05:13:59	Bright	35.000	180	27Gam Boo	3.0400	8000.0	70	30319	No
75	GOM_NL__2PRFIN20071218_051714_000000372064_00205_30319_9470.N1	18-DEC-2007 05:17:14	Bright	36.500	83		2.3780	11000.	73	30319	No
76	GOM_NL__2PRFIN20071218_052000_000000402064_00205_30319_9471.N1	18-DEC-2007 05:20:00	Bright	39.500	3	16Alp Boo	-0.050000	4250.0	79	30319	No
77	GOM_NL__2PRFIN20071218_052920_000000362064_00205_30319_9472.N1	18-DEC-2007 05:29:20	Bright	35.500	122	9Alp2Lib	2.7470	9700.0	71	30319	No
78	GOM_NL__2PRFIN20071218_053415_000000472064_00205_30319_9473.N1	18-DEC-2007 05:34:15	Dark	46.500	169	46Gam Hya	2.9910	4700.0	93	30319	No
79	GOM_NL__2PRFIN20071218_053546_000000402064_00205_30319_9474.N1	18-DEC-2007 05:35:46	Dark	39.500	54	5The Cen	2.0550	4500.0	79	30319	No
80	GOM_NL__2PRFIN20071218_053846_000000382064_00205_30319_9475.N1	18-DEC-2007 05:38:46	Dark	37.500	95	Zet Cen	2.5450	26000.	75	30319	No
81	GOM_NL__2PRFIN20071218_054132_000000442064_00205_30319_9476.N1	18-DEC-2007 05:41:32	Dark	44.000	64	Gam Cen	2.2000	10600.	88	30319	No
82	GOM_NL__2PRFIN20071218_054311_000000422064_00206_30320_9467.N1	18-DEC-2007 05:43:11	Dark	42.000	99	Del Cen	2.5750	26000.	84	30320	No
83	GOM_NL__2PRFIN20071218_054739_000000382064_00206_30320_9468.N1	18-DEC-2007 05:47:39	Dark	38.000	124	The Car	2.7640	30000.	76	30320	No
84	GOM_NL__2PRFIN20071218_054923_000000382064_00206_30320_9469.N1	18-DEC-2007 05:49:23	Dark	37.500	159	Ups Car	2.9200	7200.0	75	30320	No
85	GOM_NL__2PRFIN20071218_055047_000000422064_00206_30320_9470.N1	18-DEC-2007 05:50:47	Dark	41.500	71	lot Car	2.2460	7700.0	83	30320	No
86	GOM_NL__2PRFIN20071218_055729_000000552064_00206_30320_9471.N1	18-DEC-2007 05:57:29	Dark	55.000	2	Alp Car	-0.73600	7000.0	110	30320	No
87	GOM_NL__2PRFIN20071218_060328_000000402064_00206_30320_9472.N1	18-DEC-2007 06:03:28	Straylight	39.500	108	Alp Col	2.6520	15200.	79	30320	No
88	GOM_NL__2PRFIN20071218_060824_000000452064_00206_30320_9473.N1	18-DEC-2007 06:08:24	Straylight	44.500	101	11Alp Lep	2.5820	7000.0	89	30320	No
89	GOM_NL__2PRFIN20071218_061126_000000552064_00206_30320_9474.N1	18-DEC-2007 06:11:26	Straylight	54.500	7	19Bet Ori	0.10000	14000.	109	30320	No
90	GOM_NL__2PRFIN20071218_061844_000000532064_00206_30320_9475.N1	18-DEC-2007 06:18:44	Tw_i_and_stray	53.000	13	87Alp Tau	0.86700	3800.0	106	30320	No
91	GOM_NL__2PRFIN20071218_062059_000000402064_00206_30320_9476.N1	18-DEC-2007 06:20:59	Bright	40.000	146	25Eta Tau	2.8730	15200.	80	30320	No
92	GOM_NL__2PRFIN20071218_062307_000000362064_00206_30320_9477.N1	18-DEC-2007 06:23:07	Bright	35.500	150	44Zet Per	2.8900	28000.	71	30320	No
93	GOM_NL__2PRFIN20071218_062523_000000342064_00206_30320_9478.N1	18-DEC-2007 06:25:23	Bright	34.000	149	45Eps Per	2.8880	30000.	68	30320	No
94	GOM_NL__2PRFIN20071218_062736_000000342064_00206_30320_9479.N1	18-DEC-2007 06:27:36	Bright	34.000	175	39Del Per	3.0100	19400.	68	30320	No
95	GOM_NL__2PRFIN20071218_063917_000000362064_00206_30320_9480.N1	18-DEC-2007 06:39:17	Bright	35.500	49	1Alp UMi	1.9900	6300.0	71	30320	No
96	GOM_NL__2PRFIN20071218_064359_000000382064_00206_30320_9481.N1	18-DEC-2007 06:43:59	Bright	38.000	60	7Bet UMi	2.0810	3950.0	76	30320	No
97	GOM_NL__2PRFIN20071218_064718_000000342064_00206_30320_9482.N1	18-DEC-2007 06:47:18	Bright	34.000	119	14Eta Dra	2.7270	4700.0	68	30320	No
98	GOM_NL__2PRFIN20071218_065435_000000362064_00206_30320_9483.N1	18-DEC-2007 06:54:35	Bright	35.500	180	27Gam Boo	3.0400	8000.0	71	30320	No
99	GOM_NL__2PRFIN20071218_065750_000000372064_00206_30320_9484.N1	18-DEC-2007 06:57:50	Bright	36.500	83		2.3780	11000.	73	30320	No
100	GOM_NL__2PRFIN20071218_070036_000000412064_00206_30320_9485.N1	18-DEC-2007 07:00:36	Bright	40.500	3	16Alp Boo	-0.050000	4250.0	81	30320	No
101	GOM_NL__2PRFIN20071218_070956_000000352064_00206_30320_9486.N1	18-DEC-2007 07:09:56	Bright	34.500	122	9Alp2Lib	2.7470	9700.0	69	30320	No

102	GOM_NL__2PRFIN20071218_071451_000000462064_00206_30320_9487.N1	18-DEC-2007 07:14:51	Dark	46.000	169	46Gam Hya	2.9910	4700.0	92	30320	No
103	GOM_NL__2PRFIN20071218_071623_000000442064_00206_30320_9488.N1	18-DEC-2007 07:16:23	Dark	43.500	54	5The Cen	2.0550	4500.0	87	30320	No
104	GOM_NL__2PRFIN20071218_071922_000000362064_00206_30320_9489.N1	18-DEC-2007 07:19:22	Dark	36.000	95	Zet Cen	2.5450	26000.	72	30320	No
105	GOM_NL__2PRFIN20071218_072208_000000432064_00206_30320_9490.N1	18-DEC-2007 07:22:08	Dark	42.500	64	Gam Cen	2.2000	10600.	85	30320	No
106	GOM_NL__2PRFIN20071218_072348_000000452064_00207_30321_9476.N1	18-DEC-2007 07:23:48	Dark	45.000	99	Del Cen	2.5750	26000.	90	30321	No
107	GOM_NL__2PRFIN20071218_072815_000000372064_00207_30321_9477.N1	18-DEC-2007 07:28:15	Dark	37.000	124	The Car	2.7640	30000.	74	30321	No
108	GOM_NL__2PRFIN20071218_073000_000000382064_00207_30321_9478.N1	18-DEC-2007 07:30:00	Dark	38.000	159	Ups Car	2.9200	7200.0	76	30321	No
109	GOM_NL__2PRFIN20071218_073124_000000422064_00207_30321_9479.N1	18-DEC-2007 07:31:24	Dark	41.500	71	lot Car	2.2460	7700.0	83	30321	No
110	GOM_NL__2PRFIN20071218_073805_000000442064_00207_30321_9480.N1	18-DEC-2007 07:38:05	Dark	43.500	2	Alp Car	-0.73600	7000.0	87	30321	No
111	GOM_NL__2PRFIN20071218_074404_000000402064_00207_30321_9481.N1	18-DEC-2007 07:44:04	Straylight	40.000	108	Alp Col	2.6520	15200.	80	30321	No
112	GOM_NL__2PRFIN20071218_074900_000000442064_00207_30321_9482.N1	18-DEC-2007 07:49:00	Straylight	43.500	101	11Alp Lep	2.5820	7000.0	87	30321	No
113	GOM_NL__2PRFIN20071218_075202_000000492064_00207_30321_9483.N1	18-DEC-2007 07:52:02	Straylight	48.500	7	19Bet Ori	0.10000	14000.	97	30321	No
114	GOM_NL__2PRFIN20071218_075920_000000442064_00207_30321_9484.N1	18-DEC-2007 07:59:20	Twi_and_stray	44.000	13	87Alp Tau	0.86700	3800.0	88	30321	No
115	GOM_NL__2PRFIN20071218_080135_000000332064_00207_30321_9485.N1	18-DEC-2007 08:01:35	Bright	32.500	146	25Eta Tau	2.8730	15200.	65	30321	No
116	GOM_NL__2PRFIN20071218_080343_000000492064_00207_30321_9486.N1	18-DEC-2007 08:03:43	Bright	49.000	150	44Zet Per	2.8900	28000.	98	30321	No
117	GOM_NL__2PRFIN20071218_080559_000000342064_00207_30321_9487.N1	18-DEC-2007 08:05:59	Bright	33.500	149	45Eps Per	2.8880	30000.	67	30321	No
118	GOM_NL__2PRFIN20071218_080812_000000342064_00207_30321_9488.N1	18-DEC-2007 08:08:12	Bright	33.500	175	39Del Per	3.0100	19400.	67	30321	No
119	GOM_NL__2PRFIN20071218_081953_000000342064_00207_30321_9489.N1	18-DEC-2007 08:19:53	Bright	33.500	49	1Alp UMi	1.9900	6300.0	67	30321	No
120	GOM_NL__2PRFIN20071218_082435_000000372064_00207_30321_9490.N1	18-DEC-2007 08:24:35	Bright	36.500	60	7Bet UMi	2.0810	3950.0	73	30321	No
121	GOM_NL__2PRFIN20071218_082754_000000372064_00207_30321_9491.N1	18-DEC-2007 08:27:54	Bright	36.500	119	14Eta Dra	2.7270	4700.0	73	30321	No
122	GOM_NL__2PRFIN20071218_083511_000000382064_00207_30321_9492.N1	18-DEC-2007 08:35:11	Bright	37.500	180	27Gam Boo	3.0400	8000.0	75	30321	No
123	GOM_NL__2PRFIN20071218_083826_000000362064_00207_30321_9493.N1	18-DEC-2007 08:38:26	Bright	36.000	83		2.3780	11000.	72	30321	No
124	GOM_NL__2PRFIN20071218_084112_000000392064_00207_30321_9494.N1	18-DEC-2007 08:41:12	Bright	39.000	3	16Alp Boo	-0.050000	4250.0	78	30321	No
125	GOM_NL__2PRFIN20071218_085032_000000392064_00207_30321_9495.N1	18-DEC-2007 08:50:32	Bright	38.500	122	9Alp2Lib	2.7470	9700.0	77	30321	No
126	GOM_NL__2PRFIN20071218_085528_000000462064_00207_30321_9496.N1	18-DEC-2007 08:55:28	Dark	46.000	169	46Gam Hya	2.9910	4700.0	92	30321	No
127	GOM_NL__2PRFIN20071218_085659_000000432064_00207_30321_9497.N1	18-DEC-2007 08:56:59	Dark	42.500	54	5The Cen	2.0550	4500.0	85	30321	No
128	GOM_NL__2PRFIN20071218_085959_000000382064_00207_30321_9498.N1	18-DEC-2007 08:59:59	Dark	38.000	95	Zet Cen	2.5450	26000.	76	30321	No
129	GOM_NL__2PRFIN20071218_090245_000000432064_00207_30321_9499.N1	18-DEC-2007 09:02:45	Dark	42.500	64	Gam Cen	2.2000	10600.	85	30321	No
130	GOM_NL__2PRFIN20071218_090424_000000422064_00208_30322_9498.N1	18-DEC-2007 09:04:24	Dark	41.500	99	Del Cen	2.5750	26000.	83	30322	No
131	GOM_NL__2PRFIN20071218_090852_000000382064_00208_30322_9499.N1	18-DEC-2007 09:08:52	Dark	37.500	124	The Car	2.7640	30000.	75	30322	No
132	GOM_NL__2PRFIN20071218_091036_000000392064_00208_30322_9500.N1	18-DEC-2007 09:10:36	Dark	38.500	159	Ups Car	2.9200	7200.0	77	30322	No
133	GOM_NL__2PRFIN20071218_091200_000000402064_00208_30322_9501.N1	18-DEC-2007 09:12:00	Dark	40.000	71	lot Car	2.2460	7700.0	80	30322	No
134	GOM_NL__2PRFIN20071218_091842_000000442064_00208_30322_9502.N1	18-DEC-2007 09:18:42	Dark	44.000	2	Alp Car	-0.73600	7000.0	88	30322	No
135	GOM_NL__2PRFIN20071218_092440_000000402064_00208_30322_9503.N1	18-DEC-2007 09:24:40	Straylight	39.500	108	Alp Col	2.6520	15200.	79	30322	No
136	GOM_NL__2PRFIN20071218_092936_000000452064_00208_30322_9504.N1	18-DEC-2007 09:29:36	Straylight	44.500	101	11Alp Lep	2.5820	7000.0	89	30322	No
137	GOM_NL__2PRFIN20071218_093238_000000482064_00208_30322_9505.N1	18-DEC-2007 09:32:38	Straylight	47.500	7	19Bet Ori	0.10000	14000.	95	30322	No
138	GOM_NL__2PRFIN20071218_093956_000000442064_00208_30322_9506.N1	18-DEC-2007 09:39:56	Twi_and_stray	43.500	13	87Alp Tau	0.86700	3800.0	87	30322	No
139	GOM_NL__2PRFIN20071218_094211_000000482064_00208_30322_9507.N1	18-DEC-2007 09:42:11	Bright	47.500	146	25Eta Tau	2.8730	15200.	95	30322	No
140	GOM_NL__2PRFIN20071218_094419_000000352064_00208_30322_9508.N1	18-DEC-2007 09:44:19	Bright	35.000	150	44Zet Per	2.8900	28000.	70	30322	No
141	GOM_NL__2PRFIN20071218_094635_000000342064_00208_30322_9509.N1	18-DEC-2007 09:46:35	Bright	34.000	149	45Eps Per	2.8880	30000.	68	30322	No
142	GOM_NL__2PRFIN20071218_094848_000000342064_00208_30322_9510.N1	18-DEC-2007 09:48:48	Bright	34.000	175	39Del Per	3.0100	19400.	68	30322	No
143	GOM_NL__2PRFIN20071218_100029_000000332064_00208_30322_9511.N1	18-DEC-2007 10:00:29	Bright	32.500	49	1Alp UMi	1.9900	6300.0	65	30322	No
144	GOM_NL__2PRFIN20071218_100511_000000382064_00208_30322_9512.N1	18-DEC-2007 10:05:11	Bright	38.000	60	7Bet UMi	2.0810	3950.0	76	30322	No
145	GOM_NL__2PRFIN20071218_100830_000000372064_00208_30322_9513.N1	18-DEC-2007 10:08:30	Bright	36.500	119	14Eta Dra	2.7270	4700.0	73	30322	No
146	GOM_NL__2PRFIN20071218_101547_000000372064_00208_30322_9514.N1	18-DEC-2007 10:15:47	Bright	37.000	180	27Gam Boo	3.0400	8000.0	74	30322	No
147	GOM_NL__2PRFIN20071218_101902_000000372064_00208_30322_9515.N1	18-DEC-2007 10:19:02	Bright	36.500	83		2.3780	11000.	73	30322	No
148	GOM_NL__2PRFIN20071218_102148_000000392064_00208_30322_9516.N1	18-DEC-2007 10:21:48	Bright	39.000	3	16Alp Boo	-0.050000	4250.0	78	30322	No
149	GOM_NL__2PRFIN20071218_103109_000000362064_00208_30322_9517.N1	18-DEC-2007 10:31:09	Bright	36.000	122	9Alp2Lib	2.7470	9700.0	72	30322	No
150	GOM_NL__2PRFIN20071218_103605_000000392064_00208_30322_9518.N1	18-DEC-2007 10:36:05	Dark	39.000	169	46Gam Hya	2.9910	4700.0	78	30322	No
151	GOM_NL__2PRFIN20071218_103735_000000442064_00208_30322_9519.N1	18-DEC-2007 10:37:35	Dark	43.500	54	5The Cen	2.0550	4500.0	87	30322	No
152	GOM_NL__2PRFIN20071218_104035_000000392064_00208_30322_9520.N1	18-DEC-2007 10:40:35	Dark	38.500	95	Zet Cen	2.5450	26000.	77	30322	No
153	GOM_NL__2PRFIN20071218_104321_000000412064_00208_30322_9521.N1	18-DEC-2007 10:43:21	Dark	40.500	64	Gam Cen	2.2000	10600.	81	30322	No
154	GOM_NL__2PRFIN20071218_104501_000000432064_00209_30323_9512.N1	18-DEC-2007 10:45:01	Dark	43.000	99	Del Cen	2.5750	26000.	86	30323	No
155	GOM_NL__2PRFIN20071218_104928_000000392064_00209_30323_9513.N1	18-DEC-2007 10:49:28	Dark	38.500	124	The Car	2.7640	30000.	77	30323	No
156	GOM_NL__2PRFIN20071218_105113_000000392064_00209_30323_9514.N1	18-DEC-2007 10:51:13	Dark	39.000	159	Ups Car	2.9200	7200.0	78	30323	No
157	GOM_NL__2PRFIN20071218_105237_000000402064_00209_30323_9515.N1	18-DEC-2007 10:52:37	Dark	40.000	71	lot Car	2.2460	7700.0	80	30323	No
158	GOM_NL__2PRFIN20071218_105918_000000502064_00209_30323_9516.N1	18-DEC-2007 10:59:18	Dark	50.000	2	Alp Car	-0.73600	7000.0	100	30323	No
159	GOM_NL__2PRFIN20071218_110517_000000382064_00209_30323_9517.N1	18-DEC-2007 11:05:17	Straylight	37.500	108	Alp Col	2.6520	15200.	75	30323	No
160	GOM_NL__2PRFIN20071218_111012_000000422064_00209_30323_9518.N1	18-DEC-2007 11:10:12	Straylight	42.000	101	11Alp Lep	2.5820	7000.0	84	30323	No

161	GOM_NL__2PRFIN20071218_111314_000000482064_00209_30323_9519.N1	18-DEC-2007 11:13:14	Straylight	47.500	7	19Bet Ori	0.10000	14000.	95	30323	No
162	GOM_NL__2PRFIN20071218_112032_000000492064_00209_30323_9520.N1	18-DEC-2007 11:20:32	Tw_i_and_stray	49.000	13	87Alp Tau	0.86700	3800.0	98	30323	No
163	GOM_NL__2PRFIN20071218_112247_000000332064_00209_30323_9521.N1	18-DEC-2007 11:22:47	Bright	33.000	146	25Eta Tau	2.8730	15200.	66	30323	No
164	GOM_NL__2PRFIN20071218_112455_000000362064_00209_30323_9522.N1	18-DEC-2007 11:24:55	Bright	35.500	150	44Zet Per	2.8900	28000.	71	30323	No
165	GOM_NL__2PRFIN20071218_112711_000000342064_00209_30323_9523.N1	18-DEC-2007 11:27:11	Bright	34.000	149	45Eps Per	2.8880	30000.	68	30323	No
166	GOM_NL__2PRFIN20071218_112924_000000352064_00209_30323_9524.N1	18-DEC-2007 11:29:24	Bright	34.500	175	39Del Per	3.0100	19400.	69	30323	No
167	GOM_NL__2PRFIN20071218_114105_000000372064_00209_30323_9525.N1	18-DEC-2007 11:41:05	Bright	36.500	49	1Alp UMi	1.9900	6300.0	73	30323	No
168	GOM_NL__2PRFIN20071218_114547_000000362064_00209_30323_9526.N1	18-DEC-2007 11:45:47	Bright	36.000	60	7Bet UMi	2.0810	3950.0	72	30323	No
169	GOM_NL__2PRFIN20071218_114906_000000372064_00209_30323_9527.N1	18-DEC-2007 11:49:06	Bright	36.500	119	14Eta Dra	2.7270	4700.0	73	30323	No
170	GOM_NL__2PRFIN20071218_115623_000000372064_00209_30323_9528.N1	18-DEC-2007 11:56:23	Bright	36.500	180	27Gam Boo	3.0400	8000.0	73	30323	No
171	GOM_NL__2PRFIN20071218_115939_000000382064_00209_30323_9529.N1	18-DEC-2007 11:59:39	Bright	37.500	83		2.3780	11000.	75	30323	No
172	GOM_NL__2PRFIN20071218_120224_000000382064_00209_30323_9530.N1	18-DEC-2007 12:02:24	Bright	38.000	3	16Alp Boo	-0.050000	4250.0	76	30323	No
173	GOM_NL__2PRFIN20071218_121145_000000362064_00209_30323_9531.N1	18-DEC-2007 12:11:45	Bright	36.000	122	9Alp2Lib	2.7470	9700.0	72	30323	No
174	GOM_NL__2PRFIN20071218_121641_000000392064_00209_30323_9532.N1	18-DEC-2007 12:16:41	Dark	39.000	169	46Gam Hya	2.9910	4700.0	78	30323	No
175	GOM_NL__2PRFIN20071218_121812_000000442064_00209_30323_9533.N1	18-DEC-2007 12:18:12	Dark	43.500	54	5The Cen	2.0550	4500.0	87	30323	No
176	GOM_NL__2PRFIN20071218_122111_000000382064_00209_30323_9534.N1	18-DEC-2007 12:21:11	Dark	38.000	95	Zet Cen	2.5450	26000.	76	30323	No
177	GOM_NL__2PRFIN20071218_122358_000000402064_00209_30323_9535.N1	18-DEC-2007 12:23:58	Dark	39.500	64	Gam Cen	2.2000	10600.	79	30323	No
178	GOM_NL__2PRFIN20071218_122537_000000422064_00210_30324_9545.N1	18-DEC-2007 12:25:37	Dark	41.500	99	Del Cen	2.5750	26000.	83	30324	No
179	GOM_NL__2PRFIN20071218_123005_000000392064_00210_30324_9546.N1	18-DEC-2007 12:30:05	Dark	38.500	124	The Car	2.7640	30000.	77	30324	No
180	GOM_NL__2PRFIN20071218_123149_000000392064_00210_30324_9547.N1	18-DEC-2007 12:31:49	Dark	39.000	159	Ups Car	2.9200	7200.0	78	30324	No
181	GOM_NL__2PRFIN20071218_123313_000000412064_00210_30324_9548.N1	18-DEC-2007 12:33:13	Dark	40.500	71	lot Car	2.2460	7700.0	81	30324	No
182	GOM_NL__2PRFIN20071218_123954_000000472064_00210_30324_9549.N1	18-DEC-2007 12:39:54	Dark	47.000	2	Alp Car	-0.73600	7000.0	94	30324	No
183	GOM_NL__2PRFIN20071218_124553_000000412064_00210_30324_9550.N1	18-DEC-2007 12:45:53	Straylight	40.500	108	Alp Col	2.6520	15200.	81	30324	No
184	GOM_NL__2PRFIN20071218_125048_000000432064_00210_30324_9551.N1	18-DEC-2007 12:50:48	Straylight	43.000	101	11Alp Lep	2.5820	7000.0	86	30324	No
185	GOM_NL__2PRFIN20071218_125350_000000512064_00210_30324_9552.N1	18-DEC-2007 12:53:50	Straylight	51.000	7	19Bet Ori	0.10000	14000.	102	30324	No
186	GOM_NL__2PRFIN20071218_130108_000000452064_00210_30324_9553.N1	18-DEC-2007 13:01:08	Tw_i_and_stray	45.000	13	87Alp Tau	0.86700	3800.0	90	30324	No
187	GOM_NL__2PRFIN20071218_130323_000000352064_00210_30324_9554.N1	18-DEC-2007 13:03:23	Bright	34.500	146	25Eta Tau	2.8730	15200.	69	30324	No
188	GOM_NL__2PRFIN20071218_130531_000000342064_00210_30324_9555.N1	18-DEC-2007 13:05:31	Bright	34.000	150	44Zet Per	2.8900	28000.	68	30324	No
189	GOM_NL__2PRFIN20071218_130747_000000342064_00210_30324_9556.N1	18-DEC-2007 13:07:47	Bright	33.500	149	45Eps Per	2.8880	30000.	67	30324	No
190	GOM_NL__2PRFIN20071218_131000_000000352064_00210_30324_9557.N1	18-DEC-2007 13:10:00	Bright	34.500	175	39Del Per	3.0100	19400.	69	30324	No
191	GOM_NL__2PRFIN20071218_132141_000000352064_00210_30324_9558.N1	18-DEC-2007 13:21:41	Bright	34.500	49	1Alp UMi	1.9900	6300.0	69	30324	No
192	GOM_NL__2PRFIN20071218_132623_000000342064_00210_30324_9559.N1	18-DEC-2007 13:26:23	Bright	34.000	60	7Bet UMi	2.0810	3950.0	68	30324	No
193	GOM_NL__2PRFIN20071218_132942_000000342064_00210_30324_9560.N1	18-DEC-2007 13:29:42	Bright	34.000	119	14Eta Dra	2.7270	4700.0	68	30324	No
194	GOM_NL__2PRFIN20071218_133659_000000362064_00210_30324_9561.N1	18-DEC-2007 13:36:59	Bright	36.000	180	27Gam Boo	3.0400	8000.0	72	30324	No
195	GOM_NL__2PRFIN20071218_134015_000000362064_00210_30324_9562.N1	18-DEC-2007 13:40:15	Bright	36.000	83		2.3780	11000.	72	30324	No
196	GOM_NL__2PRFIN20071218_134301_000000402064_00210_30324_9563.N1	18-DEC-2007 13:43:01	Bright	39.500	3	16Alp Boo	-0.050000	4250.0	79	30324	No
197	GOM_NL__2PRFIN20071218_135221_000000532064_00210_30324_9564.N1	18-DEC-2007 13:52:21	Bright	53.000	122	9Alp2Lib	2.7470	9700.0	106	30324	No
198	GOM_NL__2PRFIN20071218_135718_000000312064_00210_30324_9565.N1	18-DEC-2007 13:57:18	Dark	31.000	169	46Gam Hya	2.9910	4700.0	62	30324	No
199	GOM_NL__2PRFIN20071218_135848_000000412064_00210_30324_9566.N1	18-DEC-2007 13:58:48	Dark	41.000	54	5The Cen	2.0550	4500.0	82	30324	No
200	GOM_NL__2PRFIN20071218_140148_000000372064_00210_30324_9567.N1	18-DEC-2007 14:01:48	Dark	37.000	95	Zet Cen	2.5450	26000.	74	30324	No
201	GOM_NL__2PRFIN20071218_140434_000000412064_00210_30324_9568.N1	18-DEC-2007 14:04:34	Dark	40.500	64	Gam Cen	2.2000	10600.	81	30324	No
202	GOM_NL__2PRFIN20071218_141041_000000382064_00211_30325_9560.N1	18-DEC-2007 14:10:41	Dark	37.500	124	The Car	2.7640	30000.	75	30325	No
203	GOM_NL__2PRFIN20071218_141225_000000372064_00211_30325_9561.N1	18-DEC-2007 14:12:25	Dark	37.000	159	Ups Car	2.9200	7200.0	74	30325	No
204	GOM_NL__2PRFIN20071218_141350_000000412064_00211_30325_9562.N1	18-DEC-2007 14:13:50	Dark	41.000	71	lot Car	2.2460	7700.0	82	30325	No
205	GOM_NL__2PRFIN20071218_142030_000000472064_00211_30325_9563.N1	18-DEC-2007 14:20:30	Dark	46.500	2	Alp Car	-0.73600	7000.0	93	30325	No
206	GOM_NL__2PRFIN20071218_142629_000000402064_00211_30325_9564.N1	18-DEC-2007 14:26:29	Straylight	40.000	108	Alp Col	2.6520	15200.	80	30325	No
207	GOM_NL__2PRFIN20071218_143124_000000452064_00211_30325_9565.N1	18-DEC-2007 14:31:24	Straylight	44.500	101	11Alp Lep	2.5820	7000.0	89	30325	No
208	GOM_NL__2PRFIN20071218_143426_000000502064_00211_30325_9566.N1	18-DEC-2007 14:34:26	Straylight	49.500	7	19Bet Ori	0.10000	14000.	99	30325	No
209	GOM_NL__2PRFIN20071218_144144_000000472064_00211_30325_9567.N1	18-DEC-2007 14:41:44	Tw_i_and_stray	47.000	13	87Alp Tau	0.86700	3800.0	94	30325	No
210	GOM_NL__2PRFIN20071218_144359_000000362064_00211_30325_9568.N1	18-DEC-2007 14:43:59	Bright	36.000	146	25Eta Tau	2.8730	15200.	72	30325	No
211	GOM_NL__2PRFIN20071218_144607_000000352064_00211_30325_9569.N1	18-DEC-2007 14:46:07	Bright	35.000	150	44Zet Per	2.8900	28000.	70	30325	No
212	GOM_NL__2PRFIN20071218_144823_000000352064_00211_30325_9570.N1	18-DEC-2007 14:48:23	Bright	34.500	149	45Eps Per	2.8880	30000.	69	30325	No
213	GOM_NL__2PRFIN20071218_145036_000000342064_00211_30325_9571.N1	18-DEC-2007 14:50:36	Bright	33.500	175	39Del Per	3.0100	19400.	67	30325	No
214	GOM_NL__2PRFIN20071218_150217_000000362064_00211_30325_9572.N1	18-DEC-2007 15:02:17	Bright	36.000	49	1Alp UMi	1.9900	6300.0	72	30325	No
215	GOM_NL__2PRFIN20071218_150659_000000372064_00211_30325_9573.N1	18-DEC-2007 15:06:59	Bright	37.000	60	7Bet UMi	2.0810	3950.0	74	30325	No
216	GOM_NL__2PRFIN20071218_151019_000000362064_00211_30325_9574.N1	18-DEC-2007 15:10:19	Bright	35.500	119	14Eta Dra	2.7270	4700.0	71	30325	No
217	GOM_NL__2PRFIN20071218_151735_000000372064_00211_30325_9575.N1	18-DEC-2007 15:17:35	Bright	37.000	180	27Gam Boo	3.0400	8000.0	74	30325	No
218	GOM_NL__2PRFIN20071218_152051_000000372064_00211_30325_9576.N1	18-DEC-2007 15:20:51	Bright	37.000	83		2.3780	11000.	74	30325	No
219	GOM_NL__2PRFIN20071218_152337_000000402064_00211_30325_9577.N1	18-DEC-2007 15:23:37	Bright	39.500	3	16Alp Boo	-0.050000	4250.0	79	30325	No

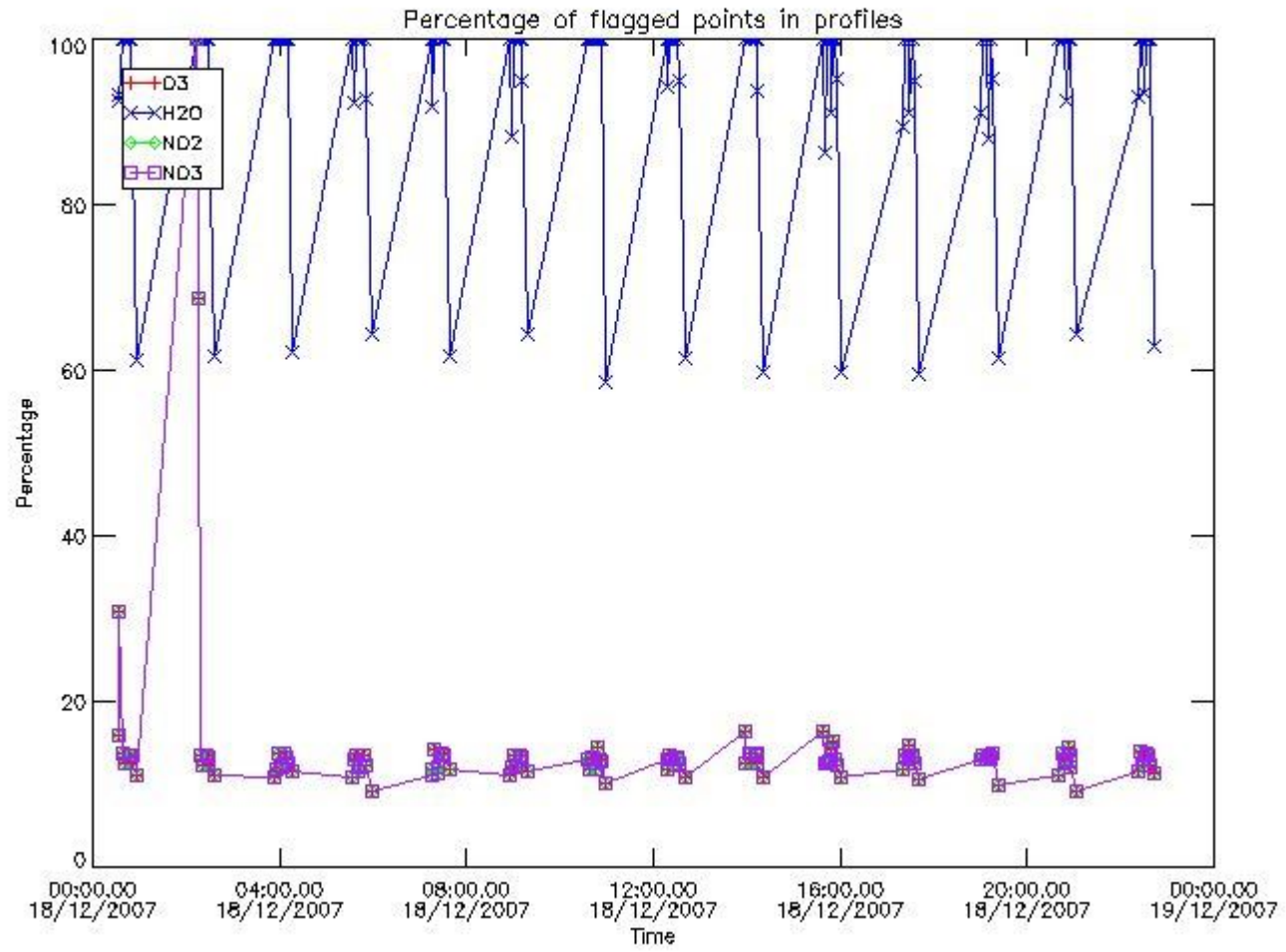
220	GOM_NL__2PRFIN20071218_153257_000000362064_00211_30325_9578.N1	18-DEC-2007 15:32:57	Bright	36.000	122	9Alp2Lib	2.7470	9700.0	72	30325	No
221	GOM_NL__2PRFIN20071218_153755_000000312064_00211_30325_9579.N1	18-DEC-2007 15:37:55	Dark	31.000	169	46Gam Hya	2.9910	4700.0	62	30325	No
222	GOM_NL__2PRFIN20071218_153924_000000412064_00211_30325_9580.N1	18-DEC-2007 15:39:24	Dark	40.500	54	5The Cen	2.0550	4500.0	81	30325	No
223	GOM_NL__2PRFIN20071218_154224_000000412064_00211_30325_9581.N1	18-DEC-2007 15:42:24	Dark	40.500	95	Zet Cen	2.5450	26000.	81	30325	No
224	GOM_NL__2PRFIN20071218_154511_000000402064_00211_30325_9582.N1	18-DEC-2007 15:45:11	Dark	40.000	64	Gam Cen	2.2000	10600.	80	30325	No
225	GOM_NL__2PRFIN20071218_154656_000000402064_00212_30326_9570.N1	18-DEC-2007 15:46:56	Dark	39.500	20	Bet Cru	1.2530	30000.	79	30326	No
226	GOM_NL__2PRFIN20071218_154805_000000402064_00212_30326_9571.N1	18-DEC-2007 15:48:05	Dark	39.500	12	Alp1Cru	0.77500	30000.	79	30326	No
227	GOM_NL__2PRFIN20071218_155118_000000372064_00212_30326_9572.N1	18-DEC-2007 15:51:18	Dark	37.000	124	The Car	2.7640	30000.	74	30326	No
228	GOM_NL__2PRFIN20071218_155302_000000392064_00212_30326_9573.N1	18-DEC-2007 15:53:02	Dark	39.000	159	Ups Car	2.9200	7200.0	78	30326	No
229	GOM_NL__2PRFIN20071218_155427_000000422064_00212_30326_9574.N1	18-DEC-2007 15:54:27	Dark	41.500	71	lot Car	2.2460	7700.0	83	30326	No
230	GOM_NL__2PRFIN20071218_160107_000000472064_00212_30326_9575.N1	18-DEC-2007 16:01:07	Dark	46.500	2	Alp Car	-0.73600	7000.0	93	30326	No
231	GOM_NL__2PRFIN20071218_160705_000000402064_00212_30326_9576.N1	18-DEC-2007 16:07:05	Straylight	39.500	108	Alp Col	2.6520	15200.	79	30326	No
232	GOM_NL__2PRFIN20071218_161200_000000452064_00212_30326_9577.N1	18-DEC-2007 16:12:00	Straylight	44.500	101	11Alp Lep	2.5820	7000.0	89	30326	No
233	GOM_NL__2PRFIN20071218_161502_000000552064_00212_30326_9578.N1	18-DEC-2007 16:15:02	Straylight	54.500	7	19Bet Ori	0.10000	14000.	109	30326	No
234	GOM_NL__2PRFIN20071218_162220_000000532064_00212_30326_9579.N1	18-DEC-2007 16:22:20	Tw_i_and_stray	53.000	13	87Alp Tau	0.86700	3800.0	106	30326	No
235	GOM_NL__2PRFIN20071218_162435_000000362064_00212_30326_9580.N1	18-DEC-2007 16:24:35	Bright	35.500	146	25Eta Tau	2.8730	15200.	71	30326	No
236	GOM_NL__2PRFIN20071218_162643_000000372064_00212_30326_9581.N1	18-DEC-2007 16:26:43	Bright	36.500	150	44Zet Per	2.8900	28000.	73	30326	No
237	GOM_NL__2PRFIN20071218_162859_000000352064_00212_30326_9582.N1	18-DEC-2007 16:28:59	Bright	35.000	149	45Eps Per	2.8880	30000.	70	30326	No
238	GOM_NL__2PRFIN20071218_163112_000000352064_00212_30326_9583.N1	18-DEC-2007 16:31:12	Bright	34.500	175	39Del Per	3.0100	19400.	69	30326	No
239	GOM_NL__2PRFIN20071218_164253_000000372064_00212_30326_9584.N1	18-DEC-2007 16:42:53	Bright	36.500	49	1Alp UMi	1.9900	6300.0	73	30326	No
240	GOM_NL__2PRFIN20071218_164734_000000382064_00212_30326_9585.N1	18-DEC-2007 16:47:34	Bright	37.500	60	7Bet UMi	2.0810	3950.0	75	30326	No
241	GOM_NL__2PRFIN20071218_165055_000000362064_00212_30326_9586.N1	18-DEC-2007 16:50:55	Bright	36.000	119	14Eta Dra	2.7270	4700.0	72	30326	No
242	GOM_NL__2PRFIN20071218_165812_000000552064_00212_30326_9587.N1	18-DEC-2007 16:58:12	Bright	55.000	180	27Gam Boo	3.0400	8000.0	110	30326	No
243	GOM_NL__2PRFIN20071218_170127_000000362064_00212_30326_9588.N1	18-DEC-2007 17:01:27	Bright	36.000	83		2.3780	11000.	72	30326	No
244	GOM_NL__2PRFIN20071218_170413_000000392064_00212_30326_9589.N1	18-DEC-2007 17:04:13	Bright	38.500	3	16Alp Boo	-0.050000	4250.0	77	30326	No
245	GOM_NL__2PRFIN20071218_171333_000000342064_00212_30326_9590.N1	18-DEC-2007 17:13:33	Bright	33.500	122	9Alp2Lib	2.7470	9700.0	67	30326	No
246	GOM_NL__2PRFIN20071218_172001_000000432064_00212_30326_9591.N1	18-DEC-2007 17:20:01	Dark	43.000	54	5The Cen	2.0550	4500.0	86	30326	No
247	GOM_NL__2PRFIN20071218_172300_000000382064_00212_30326_9592.N1	18-DEC-2007 17:23:00	Dark	38.000	95	Zet Cen	2.5450	26000.	76	30326	No
248	GOM_NL__2PRFIN20071218_172732_000000382064_00213_30327_9590.N1	18-DEC-2007 17:27:32	Dark	38.000	20	Bet Cru	1.2530	30000.	76	30327	No
249	GOM_NL__2PRFIN20071218_172842_000000402064_00213_30327_9591.N1	18-DEC-2007 17:28:42	Dark	39.500	12	Alp1Cru	0.77500	30000.	79	30327	No
250	GOM_NL__2PRFIN20071218_173154_000000382064_00213_30327_9592.N1	18-DEC-2007 17:31:54	Dark	37.500	124	The Car	2.7640	30000.	75	30327	No
251	GOM_NL__2PRFIN20071218_173338_000000392064_00213_30327_9593.N1	18-DEC-2007 17:33:38	Dark	38.500	159	Ups Car	2.9200	7200.0	77	30327	No
252	GOM_NL__2PRFIN20071218_173503_000000412064_00213_30327_9594.N1	18-DEC-2007 17:35:03	Dark	40.500	71	lot Car	2.2460	7700.0	81	30327	No
253	GOM_NL__2PRFIN20071218_174143_000000482064_00213_30327_9595.N1	18-DEC-2007 17:41:43	Dark	48.000	2	Alp Car	-0.73600	7000.0	96	30327	No
254	GOM_NL__2PRFIN20071218_174741_000000402064_00213_30327_9596.N1	18-DEC-2007 17:47:41	Straylight	40.000	108	Alp Col	2.6520	15200.	80	30327	No
255	GOM_NL__2PRFIN20071218_175236_000000452064_00213_30327_9597.N1	18-DEC-2007 17:52:36	Straylight	44.500	101	11Alp Lep	2.5820	7000.0	89	30327	No
256	GOM_NL__2PRFIN20071218_175538_000000512064_00213_30327_9598.N1	18-DEC-2007 17:55:38	Straylight	50.500	7	19Bet Ori	0.10000	14000.	101	30327	No
257	GOM_NL__2PRFIN20071218_180256_000000502064_00213_30327_9599.N1	18-DEC-2007 18:02:56	Tw_i_and_stray	49.500	13	87Alp Tau	0.86700	3800.0	99	30327	No
258	GOM_NL__2PRFIN20071218_180511_000000362064_00213_30327_9600.N1	18-DEC-2007 18:05:11	Bright	35.500	146	25Eta Tau	2.8730	15200.	71	30327	No
259	GOM_NL__2PRFIN20071218_180719_000000372064_00213_30327_9601.N1	18-DEC-2007 18:07:19	Bright	36.500	150	44Zet Per	2.8900	28000.	73	30327	No
260	GOM_NL__2PRFIN20071218_180935_000000342064_00213_30327_9602.N1	18-DEC-2007 18:09:35	Bright	34.000	149	45Eps Per	2.8880	30000.	68	30327	No
261	GOM_NL__2PRFIN20071218_181148_000000352064_00213_30327_9603.N1	18-DEC-2007 18:11:48	Bright	34.500	175	39Del Per	3.0100	19400.	69	30327	No
262	GOM_NL__2PRFIN20071218_182329_000000372064_00213_30327_9604.N1	18-DEC-2007 18:23:29	Bright	37.000	49	1Alp UMi	1.9900	6300.0	74	30327	No
263	GOM_NL__2PRFIN20071218_182810_000000382064_00213_30327_9605.N1	18-DEC-2007 18:28:10	Bright	37.500	60	7Bet UMi	2.0810	3950.0	75	30327	No
264	GOM_NL__2PRFIN20071218_183131_000000332064_00213_30327_9606.N1	18-DEC-2007 18:31:31	Bright	33.000	119	14Eta Dra	2.7270	4700.0	66	30327	No
265	GOM_NL__2PRFIN20071218_183848_000000382064_00213_30327_9607.N1	18-DEC-2007 18:38:48	Bright	37.500	180	27Gam Boo	3.0400	8000.0	75	30327	No
266	GOM_NL__2PRFIN20071218_184203_000000372064_00213_30327_9608.N1	18-DEC-2007 18:42:03	Bright	37.000	83		2.3780	11000.	74	30327	No
267	GOM_NL__2PRFIN20071218_184449_000000402064_00213_30327_9609.N1	18-DEC-2007 18:44:49	Bright	40.000	3	16Alp Boo	-0.050000	4250.0	80	30327	No
268	GOM_NL__2PRFIN20071218_185410_000000532064_00213_30327_9610.N1	18-DEC-2007 18:54:10	Bright	53.000	122	9Alp2Lib	2.7470	9700.0	106	30327	No
269	GOM_NL__2PRFIN20071218_190037_000000402064_00213_30327_9611.N1	18-DEC-2007 19:00:37	Dark	39.500	54	5The Cen	2.0550	4500.0	79	30327	No
270	GOM_NL__2PRFIN20071218_190337_000000382064_00213_30327_9612.N1	18-DEC-2007 19:03:37	Dark	37.500	95	Zet Cen	2.5450	26000.	75	30327	No
271	GOM_NL__2PRFIN20071218_190808_000000392064_00214_30328_9604.N1	18-DEC-2007 19:08:08	Dark	39.000	20	Bet Cru	1.2530	30000.	78	30328	No
272	GOM_NL__2PRFIN20071218_190918_000000382064_00214_30328_9605.N1	18-DEC-2007 19:09:18	Dark	38.000	12	Alp1Cru	0.77500	30000.	76	30328	No
273	GOM_NL__2PRFIN20071218_191231_000000392064_00214_30328_9606.N1	18-DEC-2007 19:12:31	Dark	38.500	124	The Car	2.7640	30000.	77	30328	No
274	GOM_NL__2PRFIN20071218_191415_000000402064_00214_30328_9607.N1	18-DEC-2007 19:14:15	Dark	39.500	159	Ups Car	2.9200	7200.0	79	30328	No
275	GOM_NL__2PRFIN20071218_191540_000000412064_00214_30328_9608.N1	18-DEC-2007 19:15:40	Dark	41.000	71	lot Car	2.2460	7700.0	82	30328	No
276	GOM_NL__2PRFIN20071218_192219_000000512064_00214_30328_9609.N1	18-DEC-2007 19:22:19	Dark	50.500	2	Alp Car	-0.73600	7000.0	101	30328	No
277	GOM_NL__2PRFIN20071218_192818_000000412064_00214_30328_9610.N1	18-DEC-2007 19:28:18	Straylight	40.500	108	Alp Col	2.6520	15200.	81	30328	No
278	GOM_NL__2PRFIN20071218_193313_000000432064_00214_30328_9611.N1	18-DEC-2007 19:33:13	Straylight	42.500	101	11Alp Lep	2.5820	7000.0	85	30328	No

279	GOM_NL__2PRFIN20071218_193614_000000442064_00214_30328_9612.N1	18-DEC-2007 19:36:14	Straylight	44.000	7	19Bet Ori	0.10000	14000.	88	30328	No
280	GOM_NL__2PRFIN20071218_194331_000000472064_00214_30328_9613.N1	18-DEC-2007 19:43:31	Tw_i_and_stray	46.500	13	87Alp Tau	0.86700	3800.0	93	30328	No
281	GOM_NL__2PRFIN20071218_194547_000000372064_00214_30328_9614.N1	18-DEC-2007 19:45:47	Bright	36.500	146	25Eta Tau	2.8730	15200.	73	30328	No
282	GOM_NL__2PRFIN20071218_194755_000000362064_00214_30328_9615.N1	18-DEC-2007 19:47:55	Bright	35.500	150	44Zet Per	2.8900	28000.	71	30328	No
283	GOM_NL__2PRFIN20071218_195011_000000352064_00214_30328_9616.N1	18-DEC-2007 19:50:11	Bright	34.500	149	45Eps Per	2.8880	30000.	69	30328	No
284	GOM_NL__2PRFIN20071218_195224_000000342064_00214_30328_9617.N1	18-DEC-2007 19:52:24	Bright	33.500	175	39Del Per	3.0100	19400.	67	30328	No
285	GOM_NL__2PRFIN20071218_200405_000000372064_00214_30328_9618.N1	18-DEC-2007 20:04:05	Bright	36.500	49	1Alp UMi	1.9900	6300.0	73	30328	No
286	GOM_NL__2PRFIN20071218_200846_000000382064_00214_30328_9619.N1	18-DEC-2007 20:08:46	Bright	37.500	60	7Bet UMi	2.0810	3950.0	75	30328	No
287	GOM_NL__2PRFIN20071218_201207_000000342064_00214_30328_9620.N1	18-DEC-2007 20:12:07	Bright	34.000	119	14Eta Dra	2.7270	4700.0	68	30328	No
288	GOM_NL__2PRFIN20071218_201923_000000382064_00214_30328_9621.N1	18-DEC-2007 20:19:23	Bright	38.000	180	27Gam Boo	3.0400	8000.0	76	30328	No
289	GOM_NL__2PRFIN20071218_202239_000000552064_00214_30328_9622.N1	18-DEC-2007 20:22:39	Bright	55.000	83		2.3780	11000.	110	30328	No
290	GOM_NL__2PRFIN20071218_202526_000000422064_00214_30328_9623.N1	18-DEC-2007 20:25:26	Bright	42.000	3	16Alp Boo	-0.050000	4250.0	84	30328	No
291	GOM_NL__2PRFIN20071218_203446_000000532064_00214_30328_9624.N1	18-DEC-2007 20:34:46	Bright	53.000	122	9Alp2Lib	2.7470	9700.0	106	30328	No
292	GOM_NL__2PRFIN20071218_204114_000000462064_00214_30328_9625.N1	18-DEC-2007 20:41:14	Dark	45.500	54	5The Cen	2.0550	4500.0	91	30328	No
293	GOM_NL__2PRFIN20071218_204413_000000372064_00214_30328_9626.N1	18-DEC-2007 20:44:13	Dark	37.000	95	Zet Cen	2.5450	26000.	74	30328	No
294	GOM_NL__2PRFIN20071218_204701_000000412064_00214_30328_9627.N1	18-DEC-2007 20:47:01	Dark	40.500	64	Gam Cen	2.2000	10600.	81	30328	No
295	GOM_NL__2PRFIN20071218_204845_000000392064_00215_30329_9617.N1	18-DEC-2007 20:48:45	Dark	39.000	20	Bet Cru	1.2530	30000.	78	30329	No
296	GOM_NL__2PRFIN20071218_204955_000000402064_00215_30329_9618.N1	18-DEC-2007 20:49:55	Dark	40.000	12	Alp1Cru	0.77500	30000.	80	30329	No
297	GOM_NL__2PRFIN20071218_205307_000000392064_00215_30329_9619.N1	18-DEC-2007 20:53:07	Dark	38.500	124	The Car	2.7640	30000.	77	30329	No
298	GOM_NL__2PRFIN20071218_205451_000000382064_00215_30329_9620.N1	18-DEC-2007 20:54:51	Dark	38.000	159	Ups Car	2.9200	7200.0	76	30329	No
299	GOM_NL__2PRFIN20071218_205616_000000422064_00215_30329_9621.N1	18-DEC-2007 20:56:16	Dark	42.000	71	lot Car	2.2460	7700.0	84	30329	No
300	GOM_NL__2PRFIN20071218_210256_000000552064_00215_30329_9622.N1	18-DEC-2007 21:02:56	Dark	54.500	2	Alp Car	-0.73600	7000.0	109	30329	No
301	GOM_NL__2PRFIN20071218_210854_000000412064_00215_30329_9623.N1	18-DEC-2007 21:08:54	Straylight	40.500	108	Alp Col	2.6520	15200.	81	30329	No
302	GOM_NL__2PRFIN20071218_211349_000000372064_00215_30329_9624.N1	18-DEC-2007 21:13:49	Straylight	37.000	101	11Alp Lep	2.5820	7000.0	74	30329	No
303	GOM_NL__2PRFIN20071218_211650_000000442064_00215_30329_9625.N1	18-DEC-2007 21:16:50	Straylight	44.000	7	19Bet Ori	0.10000	14000.	88	30329	No
304	GOM_NL__2PRFIN20071218_212407_000000532064_00215_30329_9626.N1	18-DEC-2007 21:24:07	Tw_i_and_stray	53.000	13	87Alp Tau	0.86700	3800.0	106	30329	No
305	GOM_NL__2PRFIN20071218_212623_000000362064_00215_30329_9627.N1	18-DEC-2007 21:26:23	Bright	35.500	146	25Eta Tau	2.8730	15200.	71	30329	No
306	GOM_NL__2PRFIN20071218_212831_000000372064_00215_30329_9628.N1	18-DEC-2007 21:28:31	Bright	36.500	150	44Zet Per	2.8900	28000.	73	30329	No
307	GOM_NL__2PRFIN20071218_213047_000000362064_00215_30329_9629.N1	18-DEC-2007 21:30:47	Bright	36.000	149	45Eps Per	2.8880	30000.	72	30329	No
308	GOM_NL__2PRFIN20071218_213300_000000342064_00215_30329_9630.N1	18-DEC-2007 21:33:00	Bright	34.000	175	39Del Per	3.0100	19400.	68	30329	No
309	GOM_NL__2PRFIN20071218_214441_000000352064_00215_30329_9631.N1	18-DEC-2007 21:44:41	Bright	35.000	49	1Alp UMi	1.9900	6300.0	70	30329	No
310	GOM_NL__2PRFIN20071218_214922_000000342064_00215_30329_9632.N1	18-DEC-2007 21:49:22	Bright	33.500	60	7Bet UMi	2.0810	3950.0	67	30329	No
311	GOM_NL__2PRFIN20071218_215243_000000362064_00215_30329_9633.N1	18-DEC-2007 21:52:43	Bright	36.000	119	14Eta Dra	2.7270	4700.0	72	30329	No
312	GOM_NL__2PRFIN20071218_215959_000000382064_00215_30329_9634.N1	18-DEC-2007 21:59:59	Bright	37.500	180	27Gam Boo	3.0400	8000.0	75	30329	No
313	GOM_NL__2PRFIN20071218_220315_000000372064_00215_30329_9635.N1	18-DEC-2007 22:03:15	Bright	37.000	83		2.3780	11000.	74	30329	No
314	GOM_NL__2PRFIN20071218_220602_000000392064_00215_30329_9636.N1	18-DEC-2007 22:06:02	Bright	38.500	3	16Alp Boo	-0.050000	4250.0	77	30329	No
315	GOM_NL__2PRFIN20071218_221522_000000362064_00215_30329_9637.N1	18-DEC-2007 22:15:22	Bright	36.000	122	9Alp2Lib	2.7470	9700.0	72	30329	No
316	GOM_NL__2PRFIN20071218_222150_000000442064_00215_30329_9638.N1	18-DEC-2007 22:21:50	Dark	44.000	54	5The Cen	2.0550	4500.0	88	30329	No
317	GOM_NL__2PRFIN20071218_222449_000000372064_00215_30329_9639.N1	18-DEC-2007 22:24:49	Dark	36.500	95	Zet Cen	2.5450	26000.	73	30329	No
318	GOM_NL__2PRFIN20071218_222737_000000422064_00215_30329_9640.N1	18-DEC-2007 22:27:37	Dark	41.500	64	Gam Cen	2.2000	10600.	83	30329	No
319	GOM_NL__2PRFIN20071218_223031_000000392064_00216_30330_9631.N1	18-DEC-2007 22:30:31	Dark	39.000	12	Alp1Cru	0.77500	30000.	78	30330	No
320	GOM_NL__2PRFIN20071218_223343_000000372064_00216_30330_9632.N1	18-DEC-2007 22:33:43	Dark	37.000	124	The Car	2.7640	30000.	74	30330	No
321	GOM_NL__2PRFIN20071218_223528_000000382064_00216_30330_9633.N1	18-DEC-2007 22:35:28	Dark	38.000	159	Ups Car	2.9200	7200.0	76	30330	No
322	GOM_NL__2PRFIN20071218_223653_000000422064_00216_30330_9634.N1	18-DEC-2007 22:36:53	Dark	41.500	71	lot Car	2.2460	7700.0	83	30330	No
323	GOM_NL__2PRFIN20071218_224332_000000452064_00216_30330_9635.N1	18-DEC-2007 22:43:32	Dark	45.000	2	Alp Car	-0.73600	7000.0	90	30330	No
324	GOM_NL__2PRFIN20071218_224930_000000412064_00216_30330_9636.N1	18-DEC-2007 22:49:30	Straylight	41.000	108	Alp Col	2.6520	15200.	82	30330	No
325	GOM_NL__2PRFIN20071218_225424_000000442064_00216_30330_9637.N1	18-DEC-2007 22:54:24	Straylight	43.500	101	11Alp Lep	2.5820	7000.0	87	30330	No
326	GOM_NL__2PRFIN20071218_225726_000000482064_00216_30330_9638.N1	18-DEC-2007 22:57:26	Straylight	48.000	7	19Bet Ori	0.10000	14000.	96	30330	No
327	GOM_NL__2PRFIN20071218_230443_000000532064_00216_30330_9639.N1	18-DEC-2007 23:04:43	Tw_i_and_stray	53.000	13	87Alp Tau	0.86700	3800.0	106	30330	No
328	GOM_NL__2PRFIN20071218_230659_000000362064_00216_30330_9640.N1	18-DEC-2007 23:06:59	Bright	36.000	146	25Eta Tau	2.8730	15200.	72	30330	No
329	GOM_NL__2PRFIN20071218_230907_000000342064_00216_30330_9641.N1	18-DEC-2007 23:09:07	Bright	34.000	150	44Zet Per	2.8900	28000.	68	30330	No
330	GOM_NL__2PRFIN20071218_231123_000000342064_00216_30330_9642.N1	18-DEC-2007 23:11:23	Bright	34.000	149	45Eps Per	2.8880	30000.	68	30330	No
331	GOM_NL__2PRFIN20071218_231336_000000342064_00216_30330_9643.N1	18-DEC-2007 23:13:36	Bright	34.000	175	39Del Per	3.0100	19400.	68	30330	No
332	GOM_NL__2PRFIN20071218_232516_000000362064_00216_30330_9644.N1	18-DEC-2007 23:25:16	Bright	35.500	49	1Alp UMi	1.9900	6300.0	71	30330	No
333	GOM_NL__2PRFIN20071218_232958_000000392064_00216_30330_9645.N1	18-DEC-2007 23:29:58	Bright	38.500	60	7Bet UMi	2.0810	3950.0	77	30330	No
334	GOM_NL__2PRFIN20071218_233319_000000342064_00216_30330_9646.N1	18-DEC-2007 23:33:19	Bright	33.500	119	14Eta Dra	2.7270	4700.0	67	30330	No
335	GOM_NL__2PRFIN20071218_234035_000000372064_00216_30330_9647.N1	18-DEC-2007 23:40:35	Bright	37.000	180	27Gam Boo	3.0400	8000.0	74	30330	No
336	GOM_NL__2PRFIN20071218_234351_000000552064_00216_30330_9648.N1	18-DEC-2007 23:43:51	Bright	55.000	83		2.3780	11000.	110	30330	No
337	GOM_NL__2PRFIN20071218_234638_000000412064_00216_30330_9649.N1	18-DEC-2007 23:46:38	Bright	40.500	3	16Alp Boo	-0.050000	4250.0	81	30330	No

3. Quality information per product

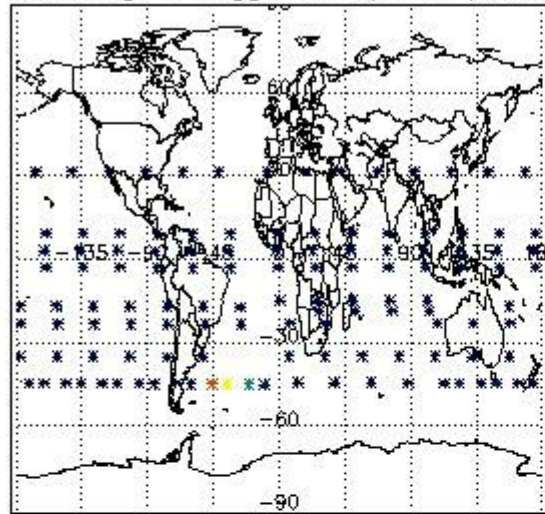
In this section it is plotted some information contained in the Quality Summary data set of the level 2 products. Only products in dark limb conditions and without errors (error flag in the MPH set to "0") are used.

3.1 Plot quality information per product (time dependant)

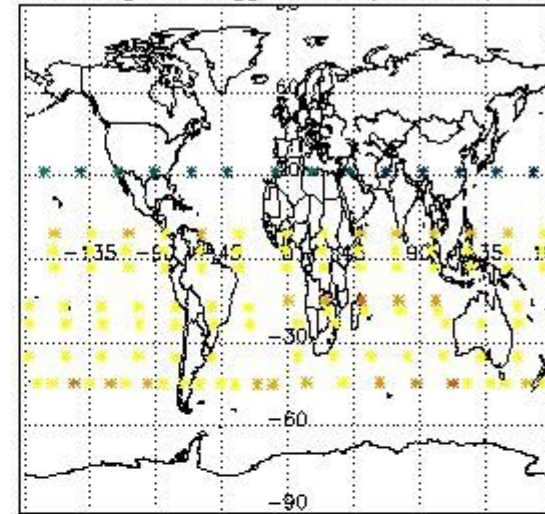


3.2 Plot quality information per product (world map)

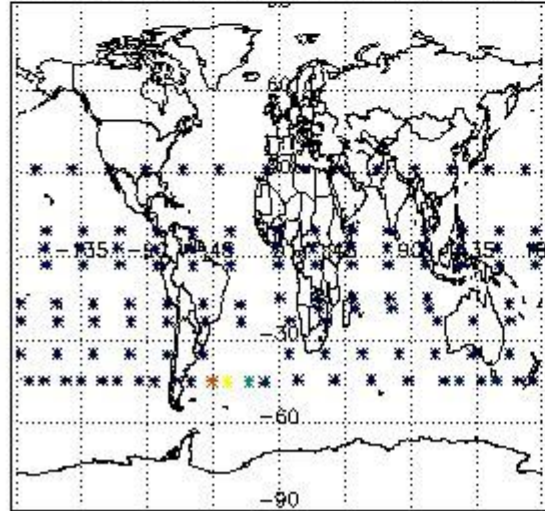
Percentage of flagged data per O3 profile



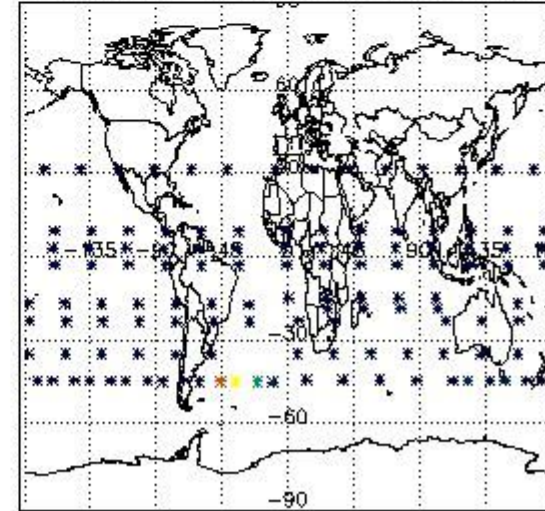
Percentage of flagged data per H2O profile



Percentage of flagged data per NO2 profile



Percentage of flagged data per NO3 profile

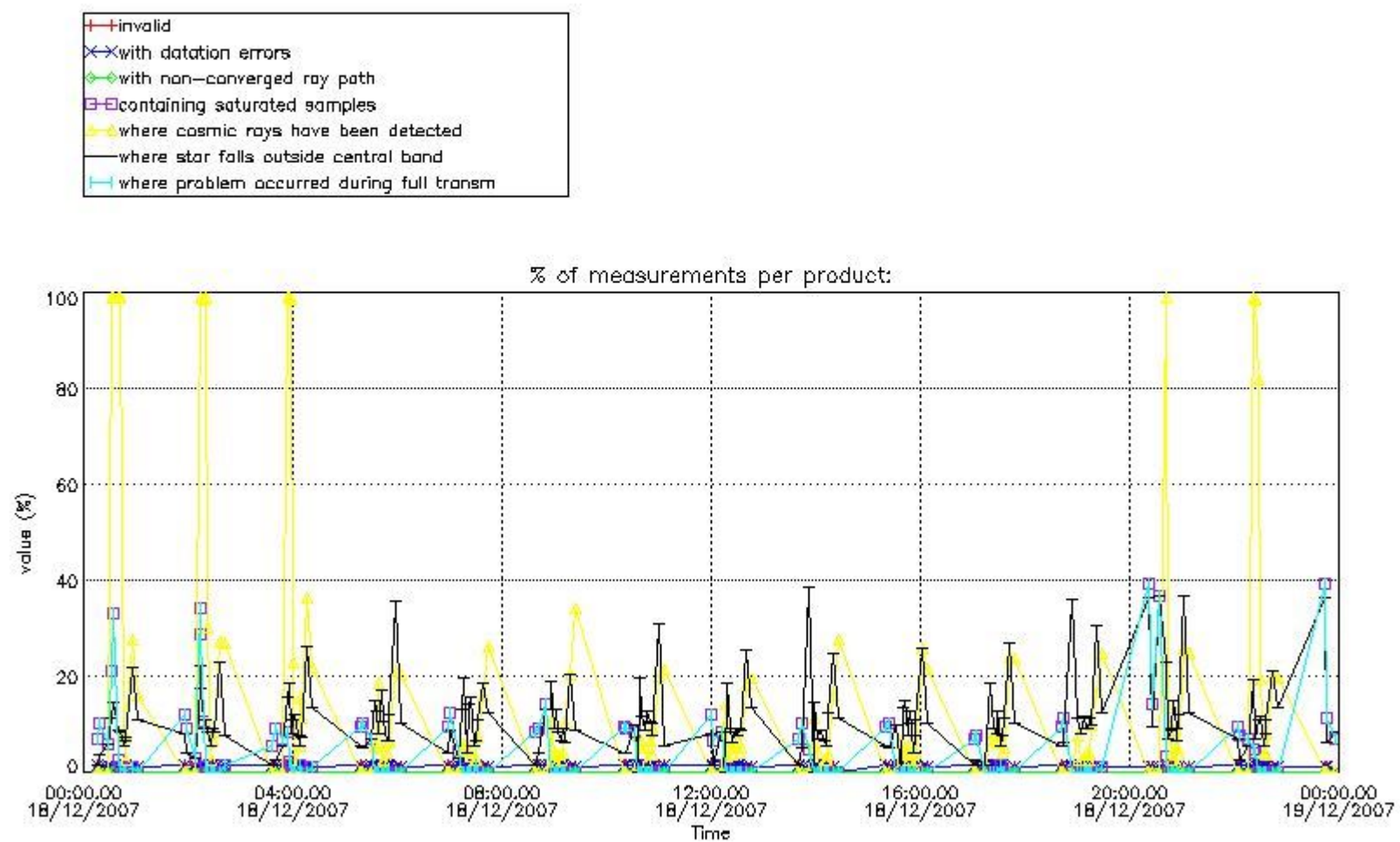


4. Level 1 quality information per product

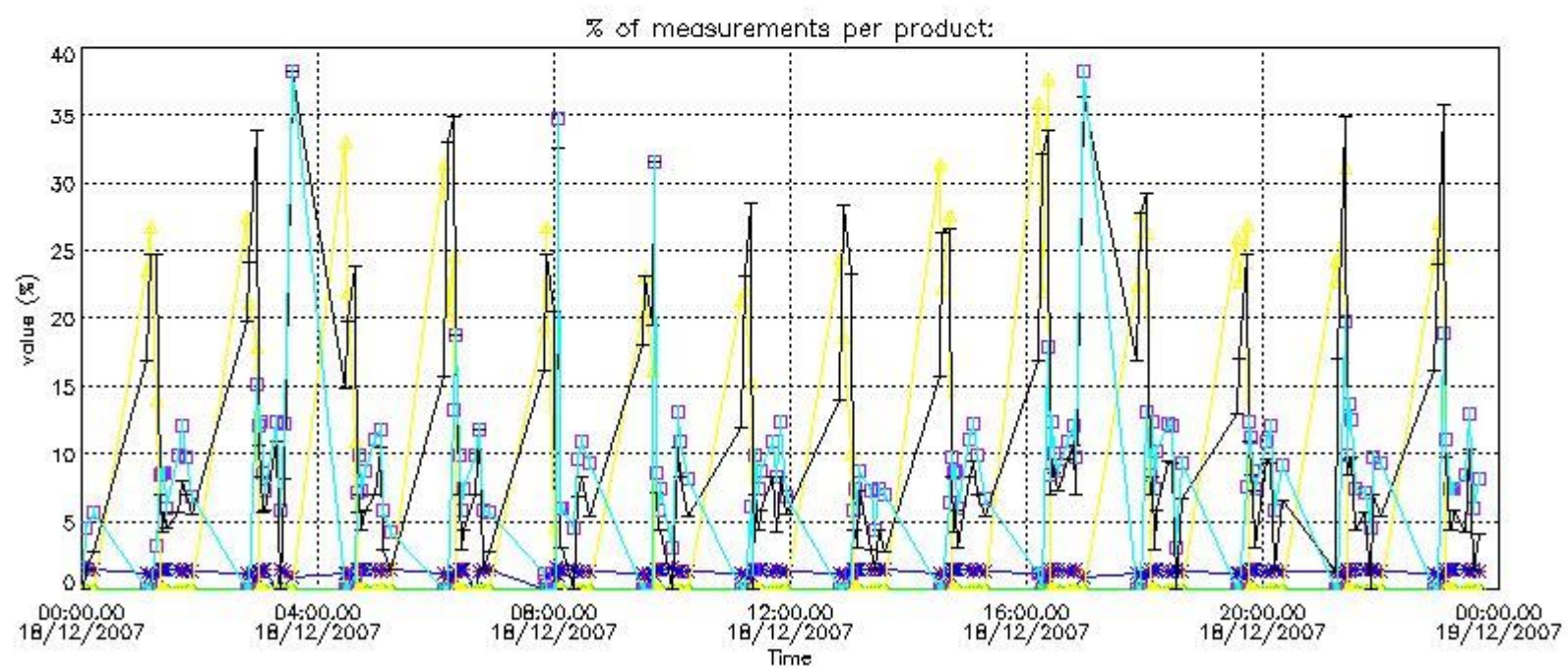
In this section it is plotted some information contained in the Quality Summary data set of the level 2 products that comes from the level 1b processing. Products without errors (error flag in the MPH set to "0") are used.

4.1 Plot quality information per product (time dependant) coming from level 1b processing

4.1.1 Plot level 1 quality information per product (time dependant): ENVISAT ASCENDING passes



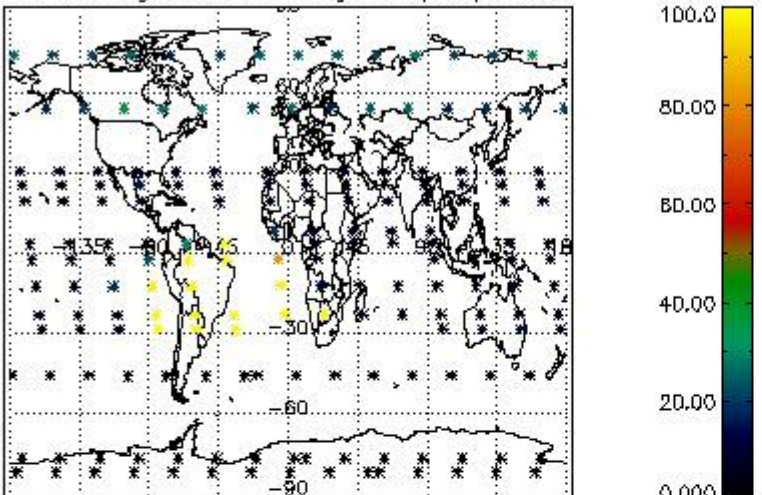
4.1.2 Plot level 1 quality information per product (time dependant): ENVI SAT DESCENDING passes



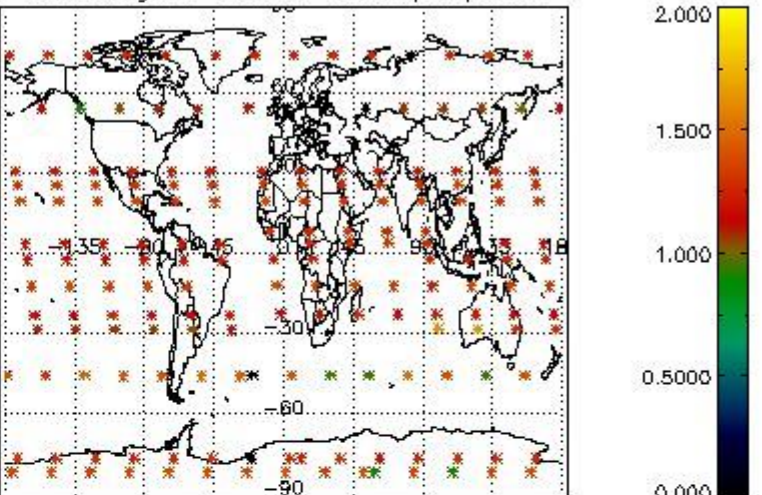
4.2 Plot quality information per product coming from level 1b processing (world map)

4.2.1 Plot level 1 quality information per product (world map): ENVISAT ASCENDING passes

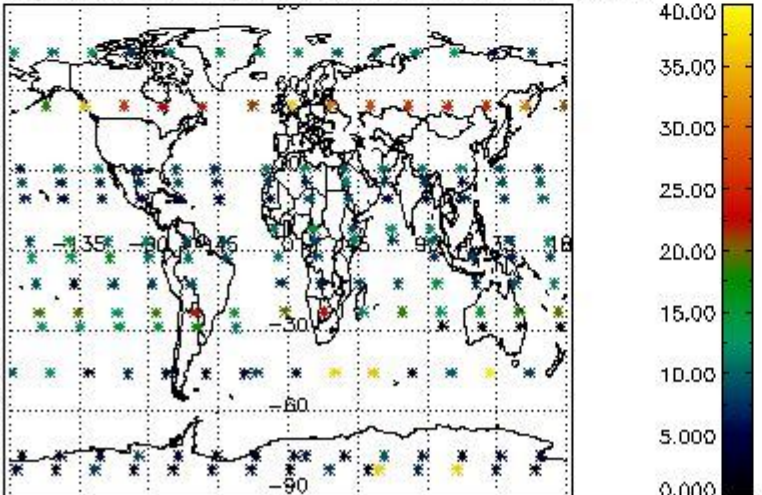
Percentage of cosmic ray hits per profile



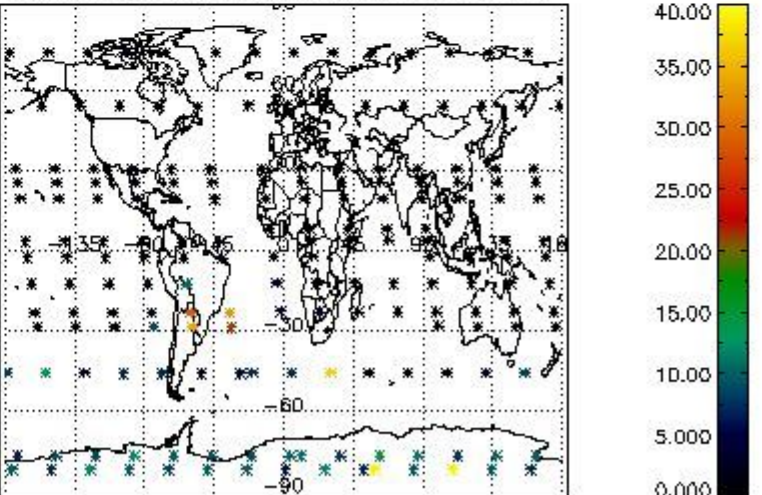
Percentage of datation errors per profile



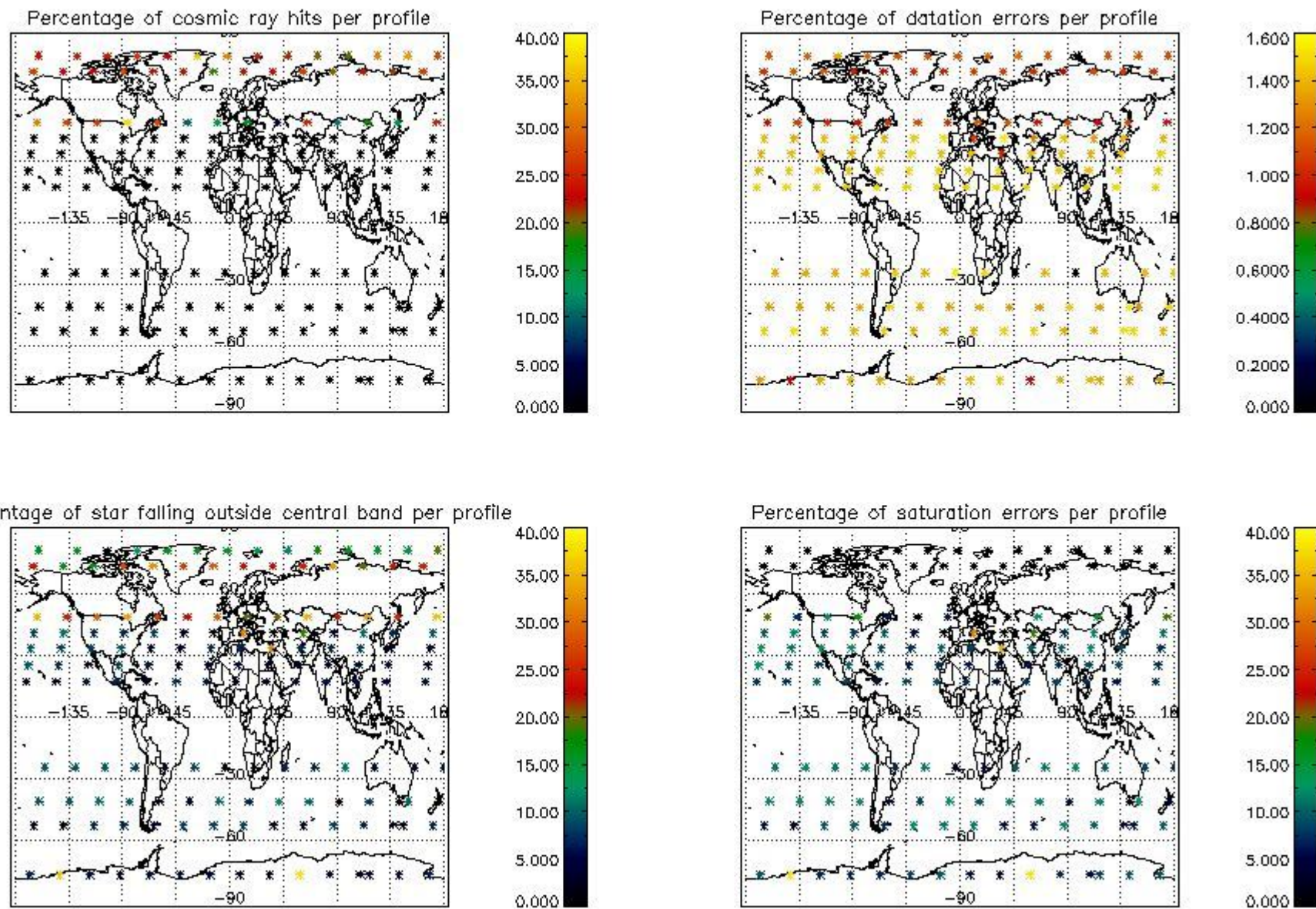
Percentage of star falling outside central band per profile



Percentage of saturation errors per profile



4.2.2 Plot level 1 quality information per product (world map): ENVISAT DESCENDING passes



5. Trace gas profiles

5.1 Ozone statistics based on quality of products

The final quality of the products can be "measured" using the STD (Standard Deviation) attached to every point profile. This information is written to the parameter GOM_NL__2P/NL_LOCAL_SPECIES_DENSITY/o3_std of the level 2 products. The table below shows the statistics for given STD ranges.

The statistics are given with respect to the overall valid production:

- Products without fatal errors: GOM_NL__2P/MPH/PRODUCT_ERR=0
- Valid point profile: GOM_NL__2P/NL_LOCAL_SPECIES_DENSITY/pcd(0)=0

The 'Criteria' is applied to valid points of dark limb products:

- Products in dark limb illumination condition: GOM_NL__2P/NL_SUMMARY_QUALITY/obs_ill_cond=0
- Products without fatal errors: GOM_NL__2P/MPH/PRODUCT_ERR=0
- Valid point profile: GOM_NL__2P/NL_LOCAL_SPECIES_DENSITY/pcd(0)=0

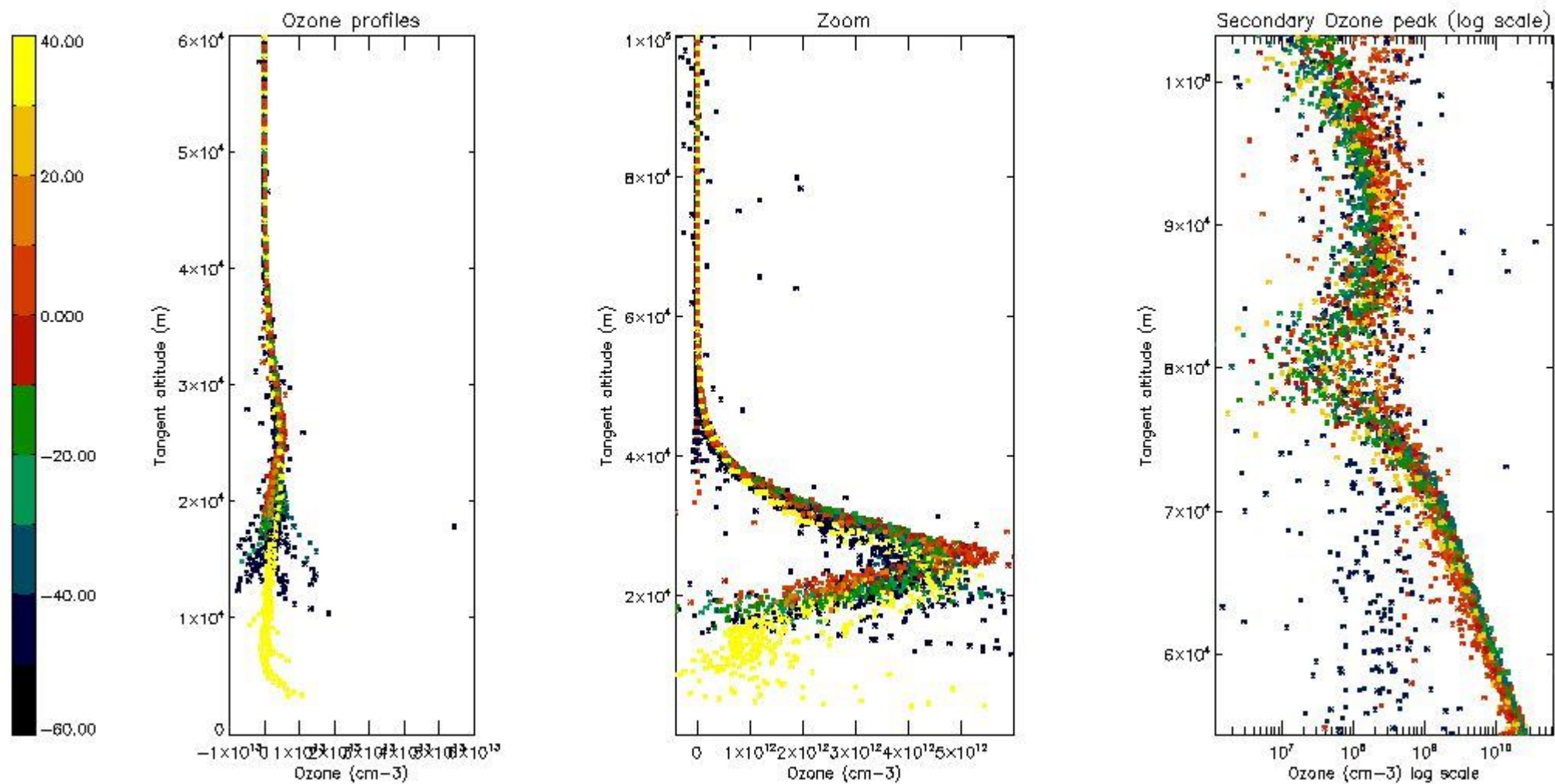
So, the table below shows the percentage of dark limb and valid observations for each criteria with respect to the overall valid daily observations.

Criteria	% of total production
All STD	38
STD < 20	19

STD < 10	14
STD < 5	9

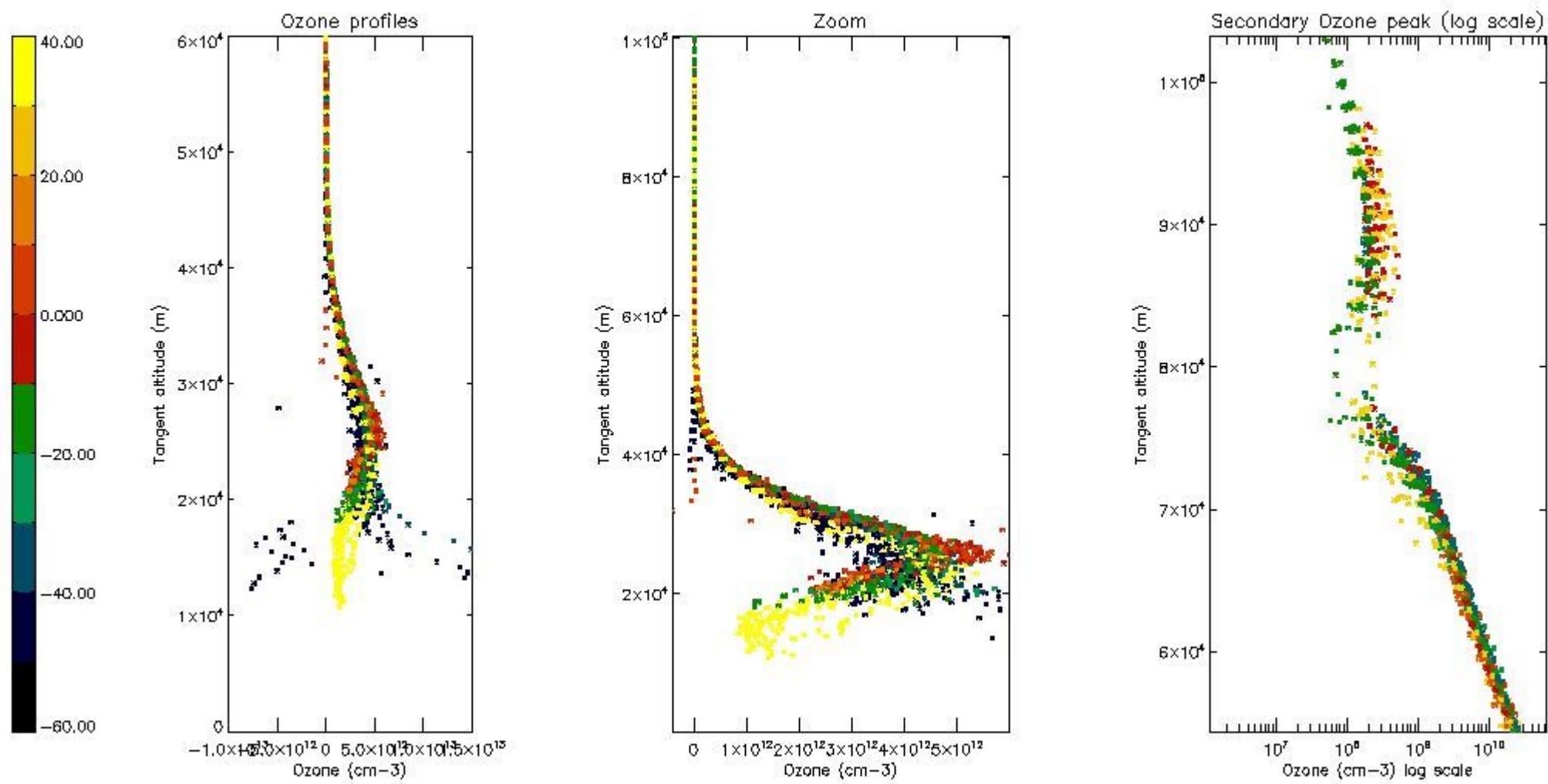
5.2 Plot ozone profiles for all STD (dark without errors)

The colorbar represents the latitude.



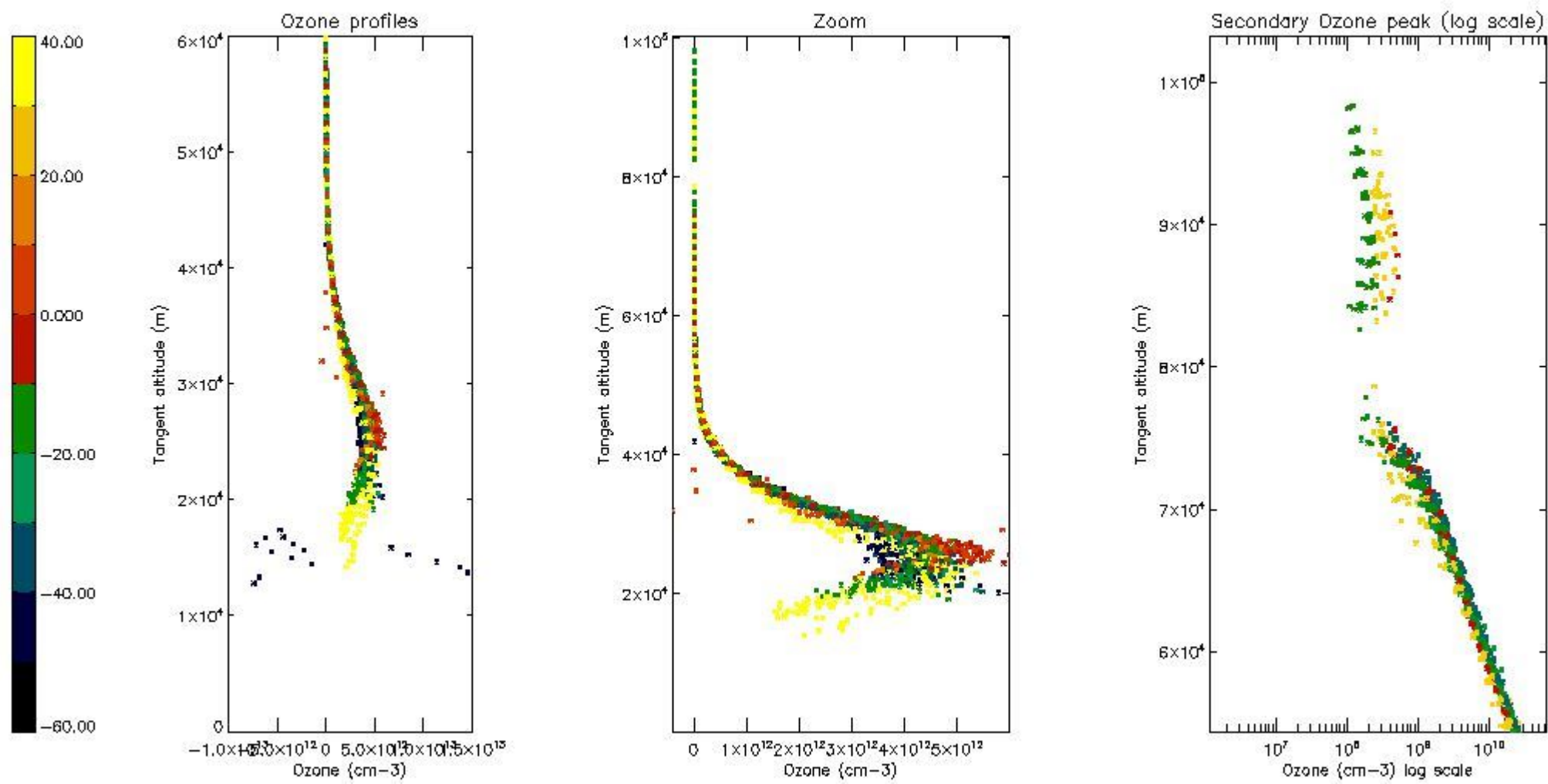
5.3 Plot ozone profiles where STD < 20% (dark without errors)

The colorbar represents the latitude.



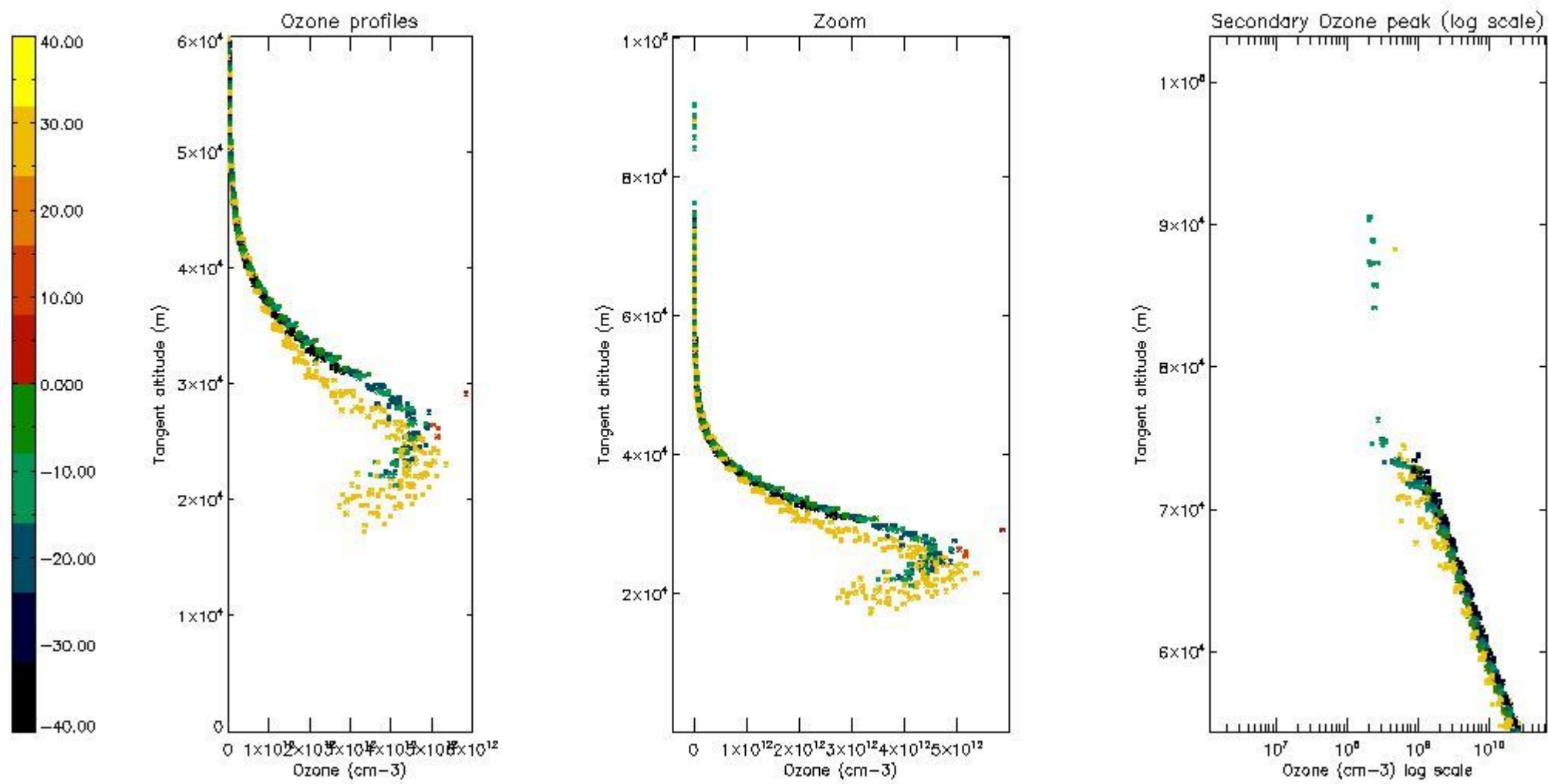
5.4 Plot ozone profiles where STD < 10% (dark without errors)

The colorbar represents the latitude.



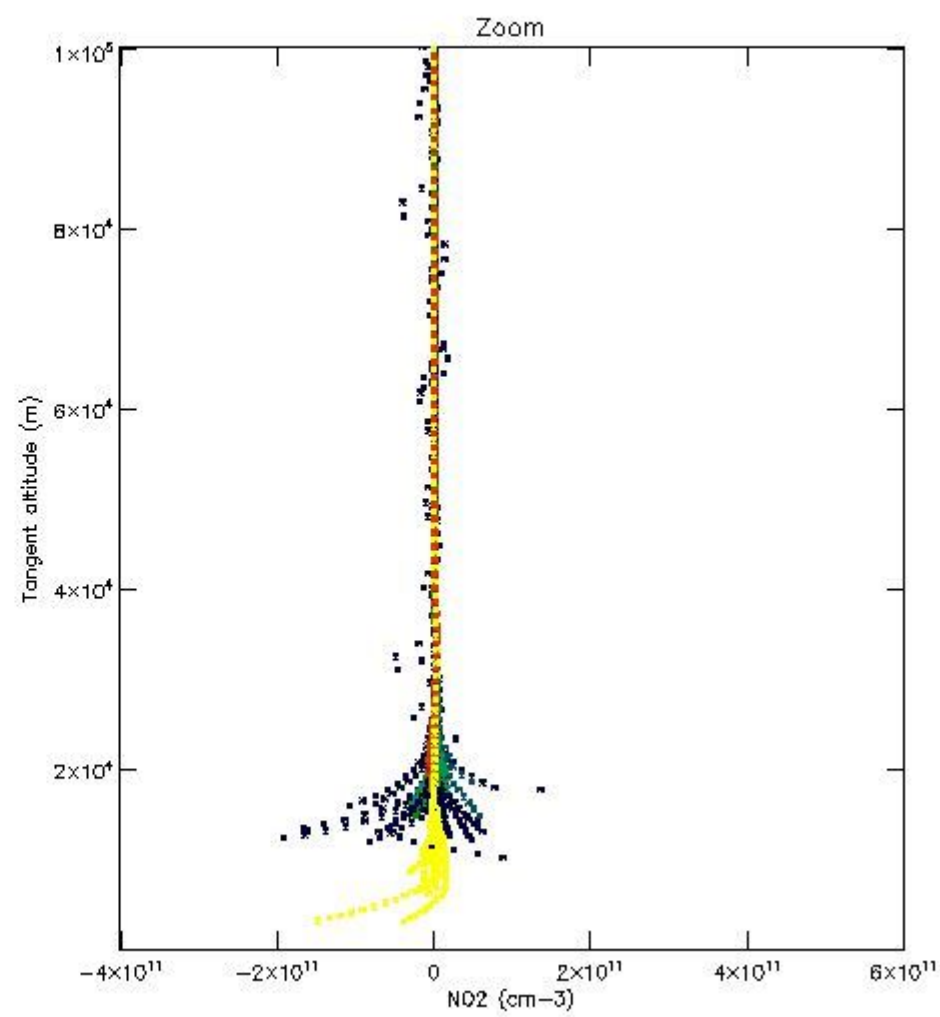
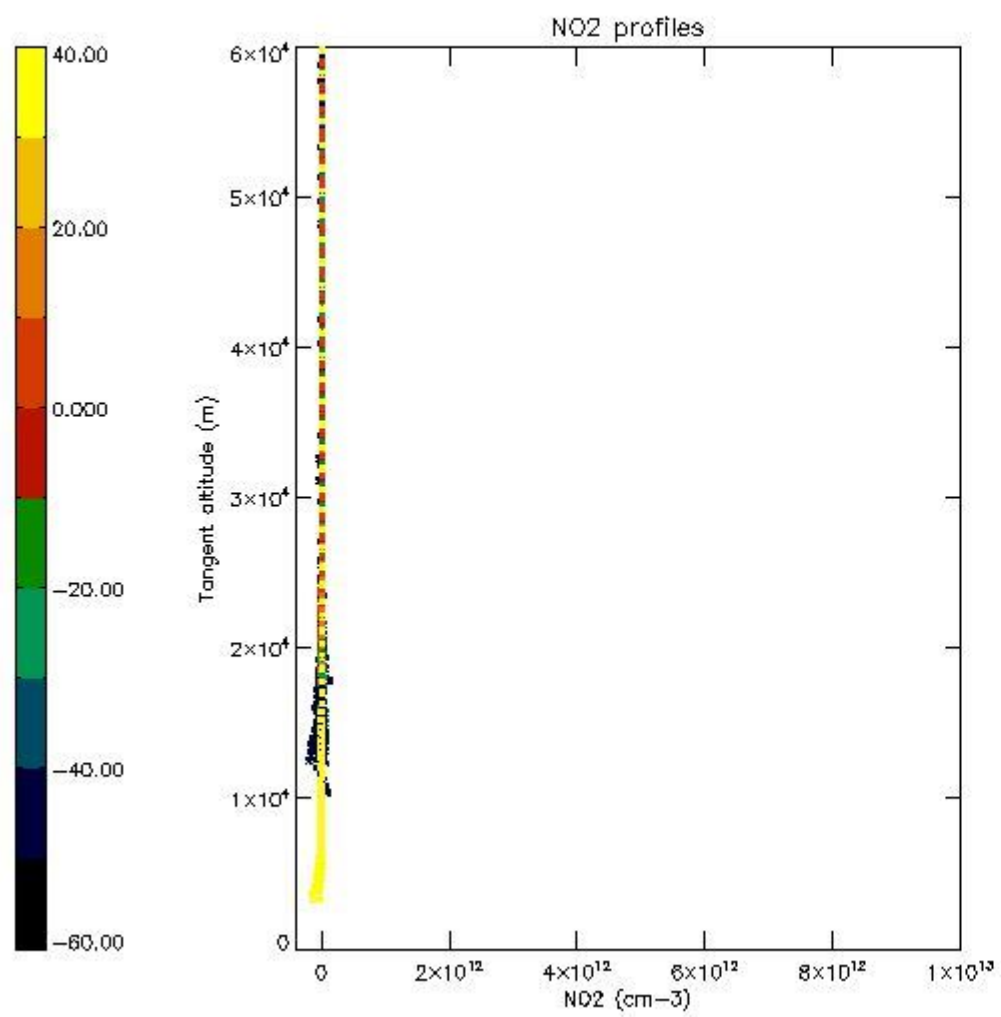
5.5 Plot ozone profiles where STD < 5% (dark without errors)

The colorbar represents the latitude.



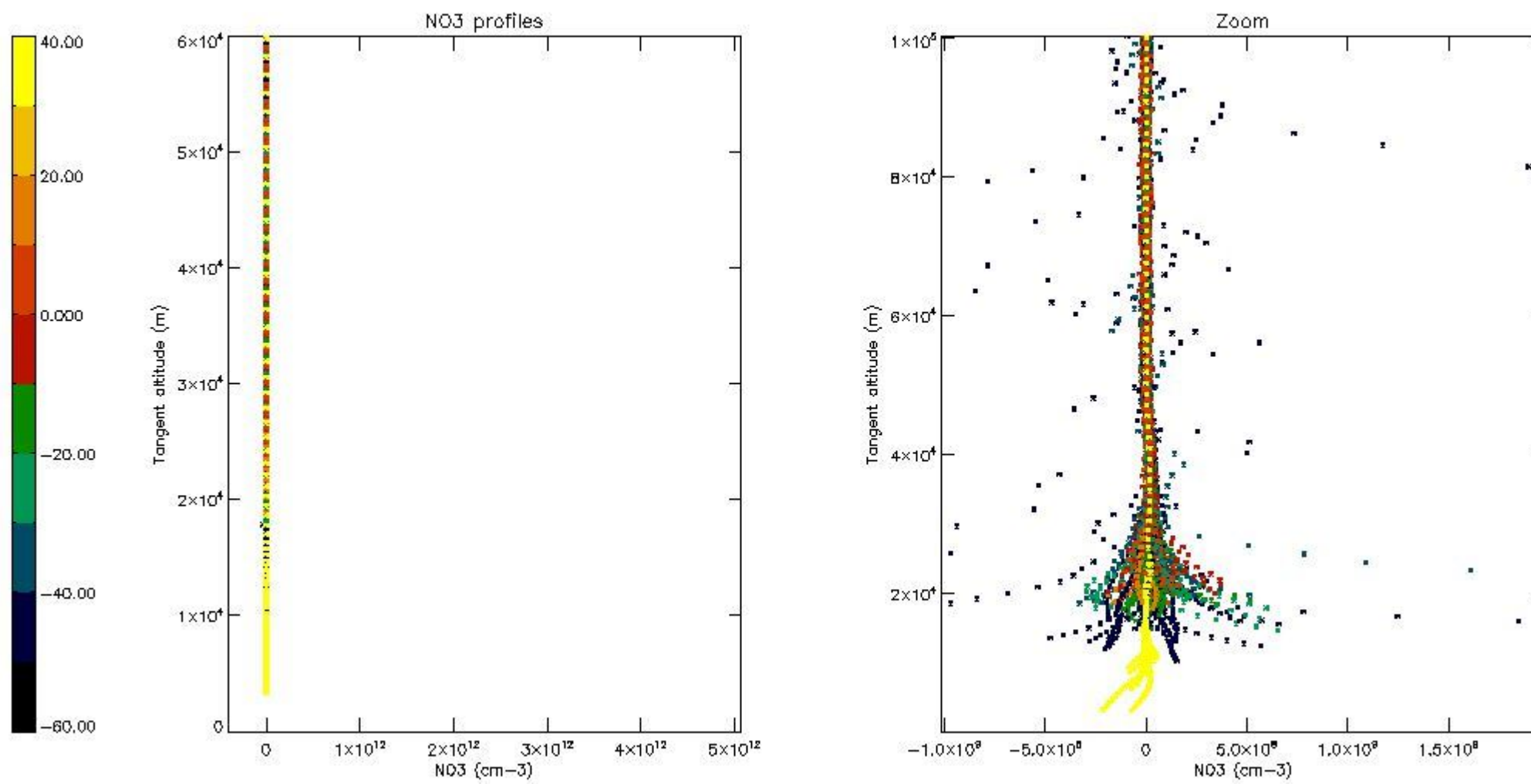
5.6 Plot NO₂ profiles for all STD (dark without errors)

The colorbar represents the latitude.



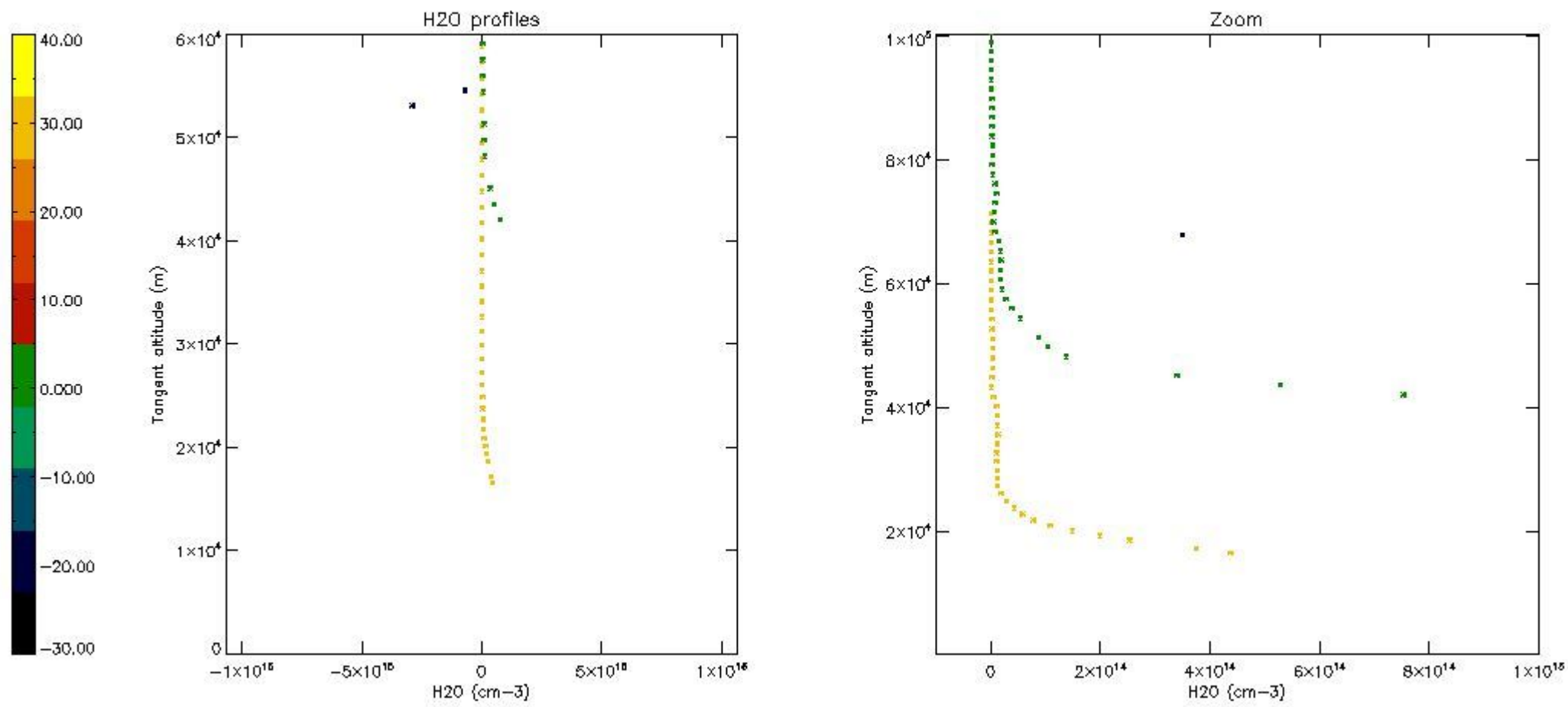
5.7 Plot NO3 profiles for all STD (dark without errors)

The colorbar represents the latitude.



5.8 Plot H₂O profiles for all STD (only for occultations of stars 1,2,3,4,13,14,16,26,63 dark without errors)

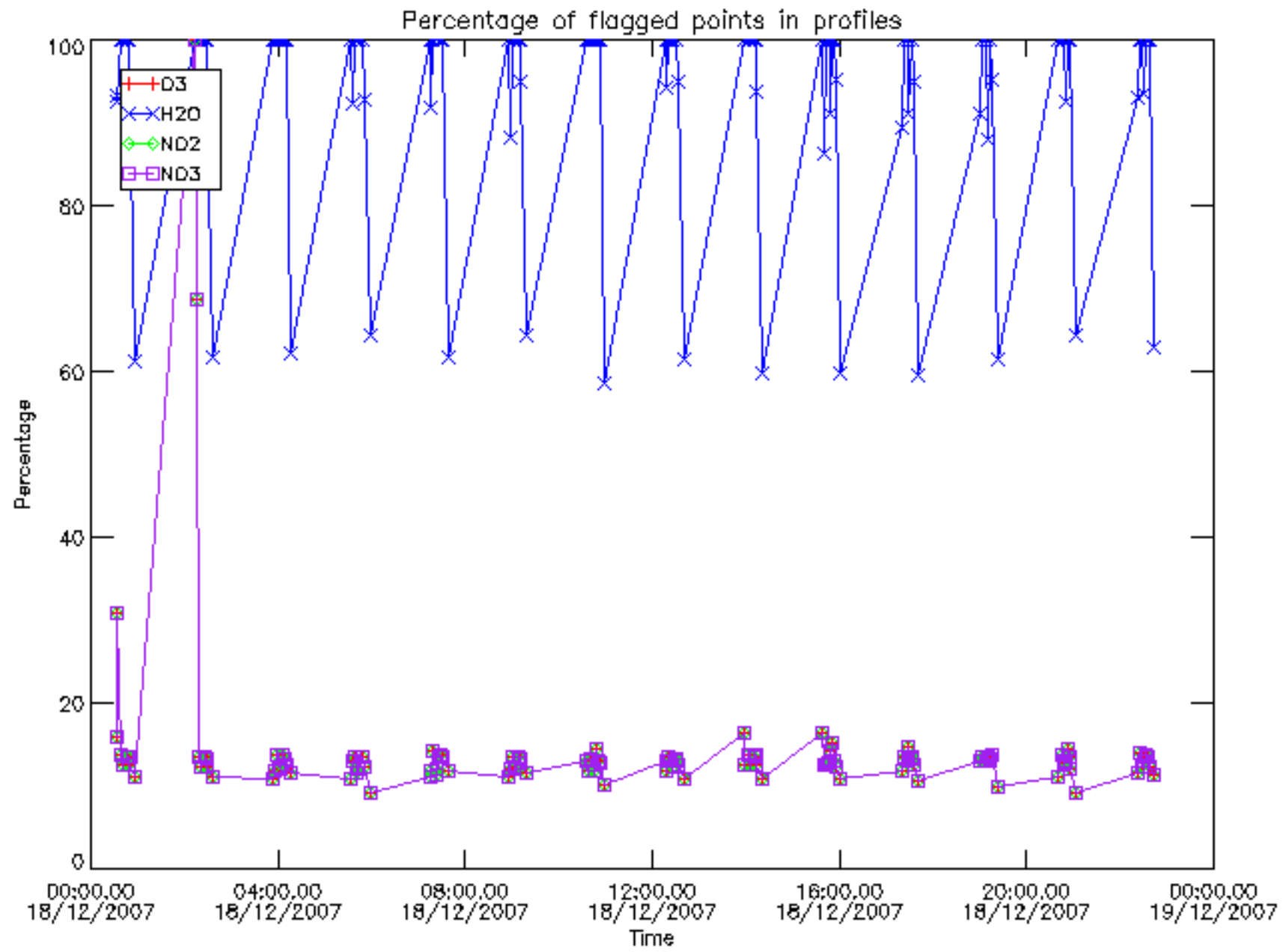
The colorbar represents the latitude.



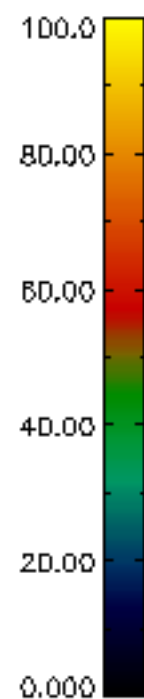
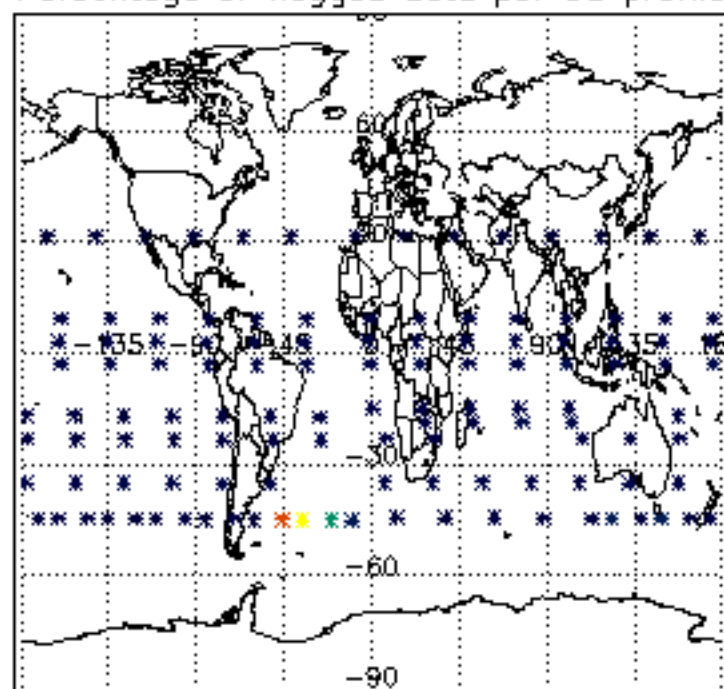
6. Auxiliary Data Files used for the production reported in section 2

The number reported in the third column indicates since which file (see list in section 2) the corresponding auxiliary file has been used. The fourth column is the date of those product files.

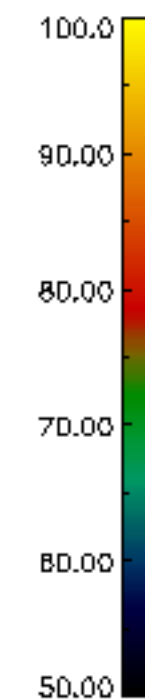
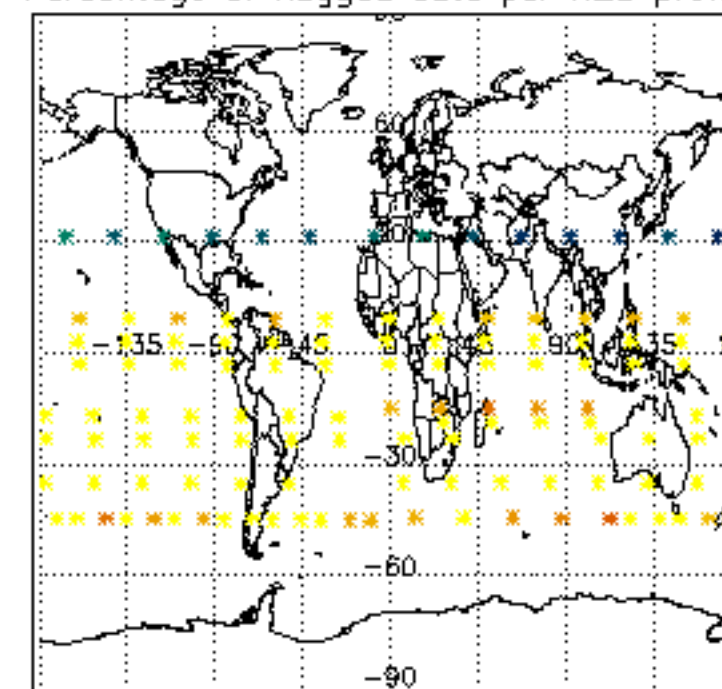
Type	Auxiliary Filename	Used since product	Used since product date
INST_PHYS_CHARACTERISTICS	GOM_INS_AXVIEC20091111_143220_20030716_120000_20500101_000000	1	18-DEC-2007 00:01:35
LEVEL-2_PROC_CONFIG	GOM_PR2_AXVIEC20091111_152718_20020301_000000_20500101_000000	1	18-DEC-2007 00:01:35
CROSS_SECTIONS_FILE	GOM_CRS_AXVIEC20091111_154832_20020301_000000_20500101_000000	1	18-DEC-2007 00:01:35



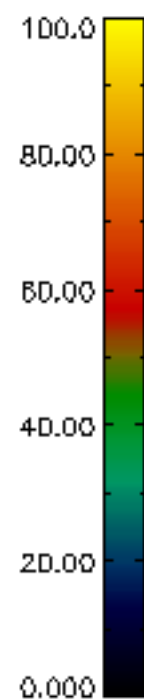
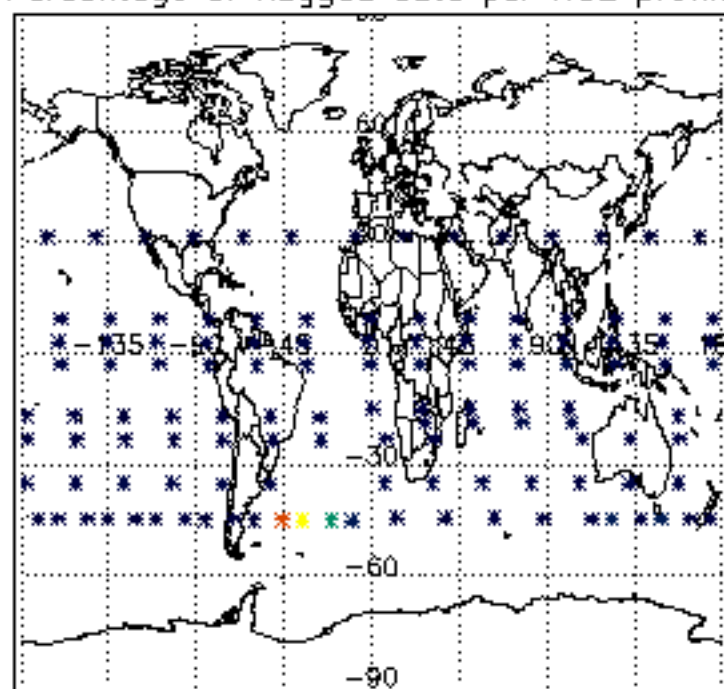
Percentage of flagged data per D3 profile



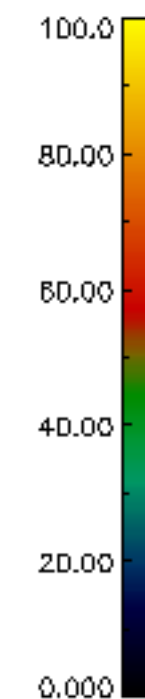
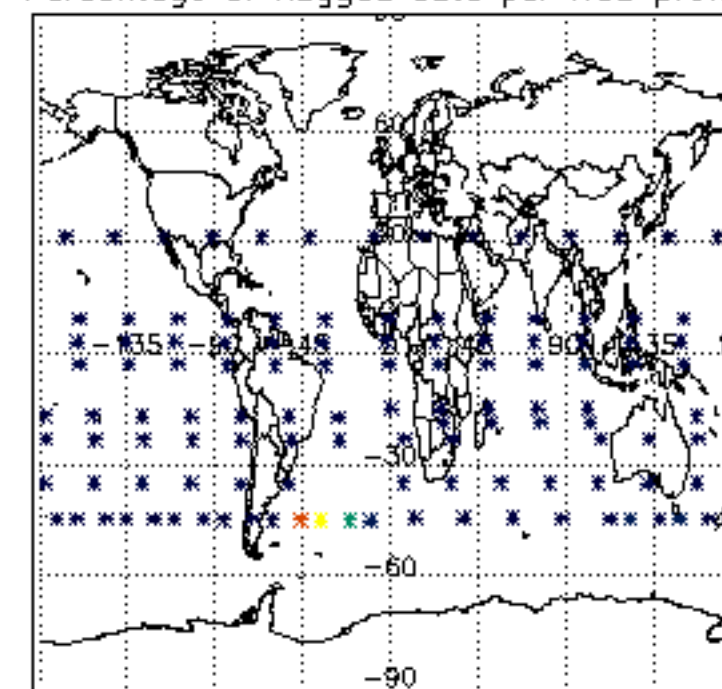
Percentage of flagged data per H2O profile

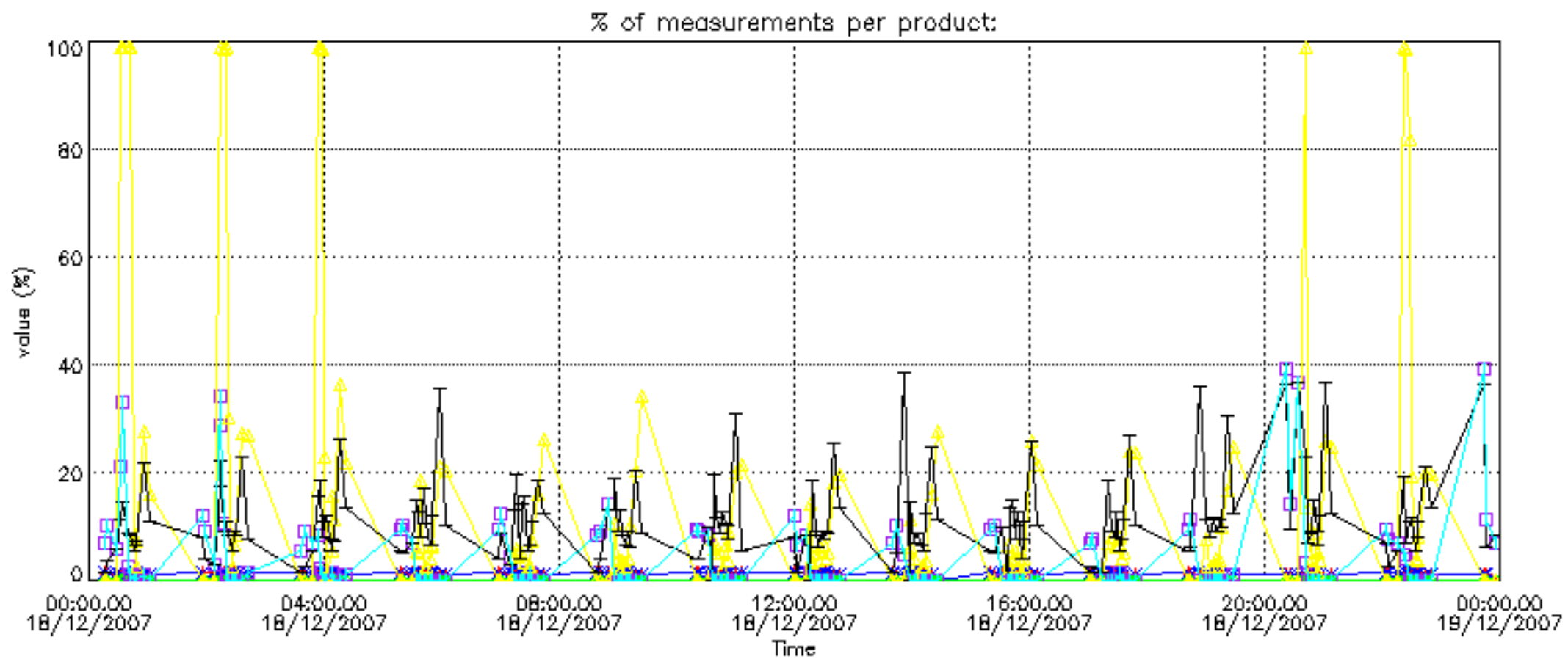


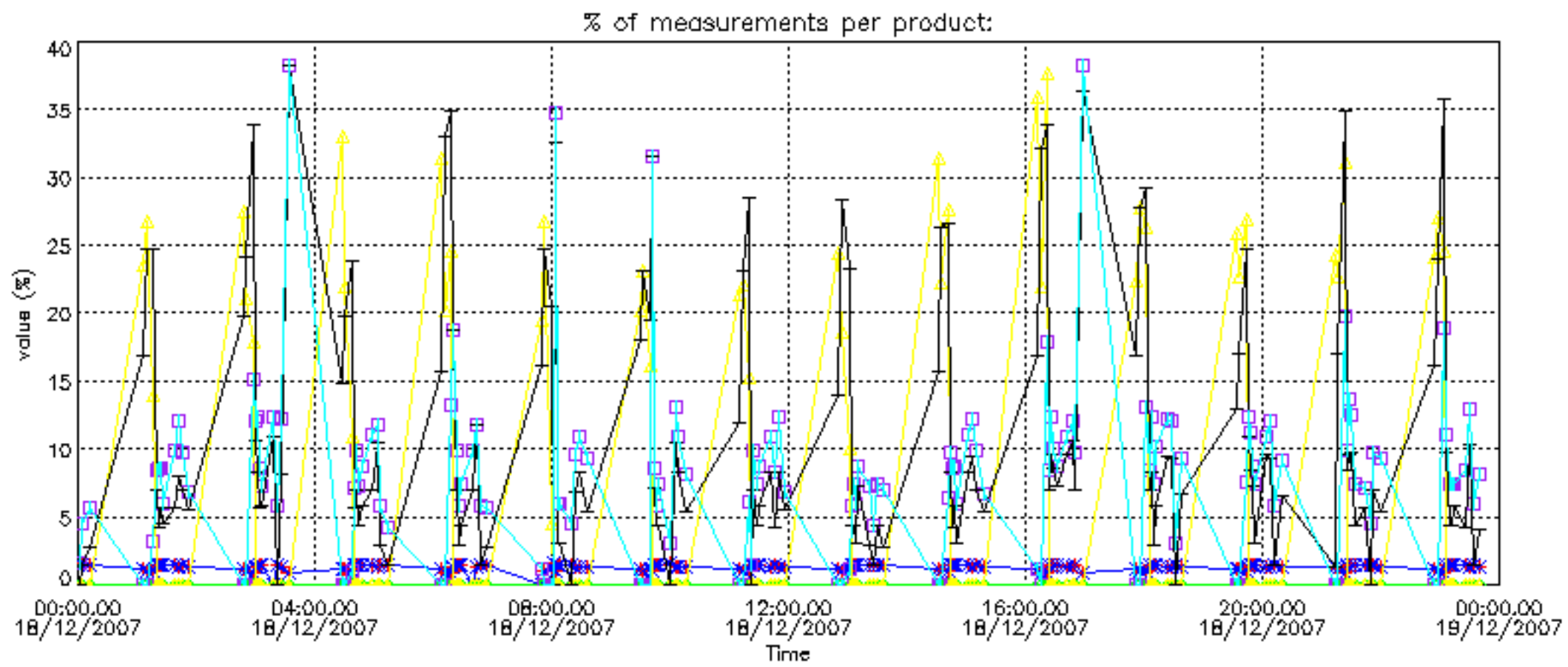
Percentage of flagged data per NO2 profile



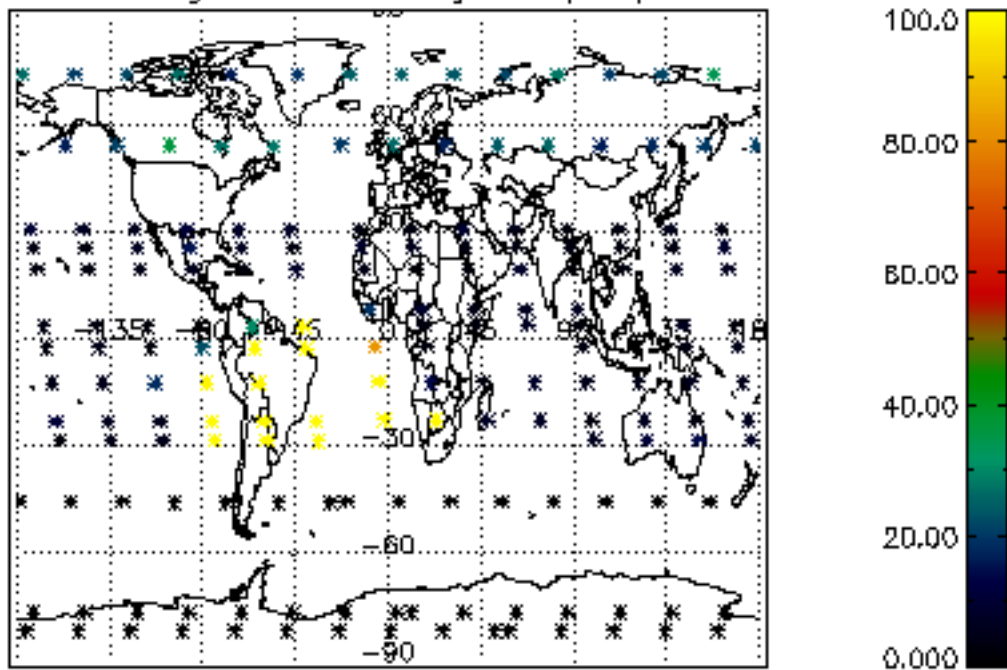
Percentage of flagged data per NO3 profile



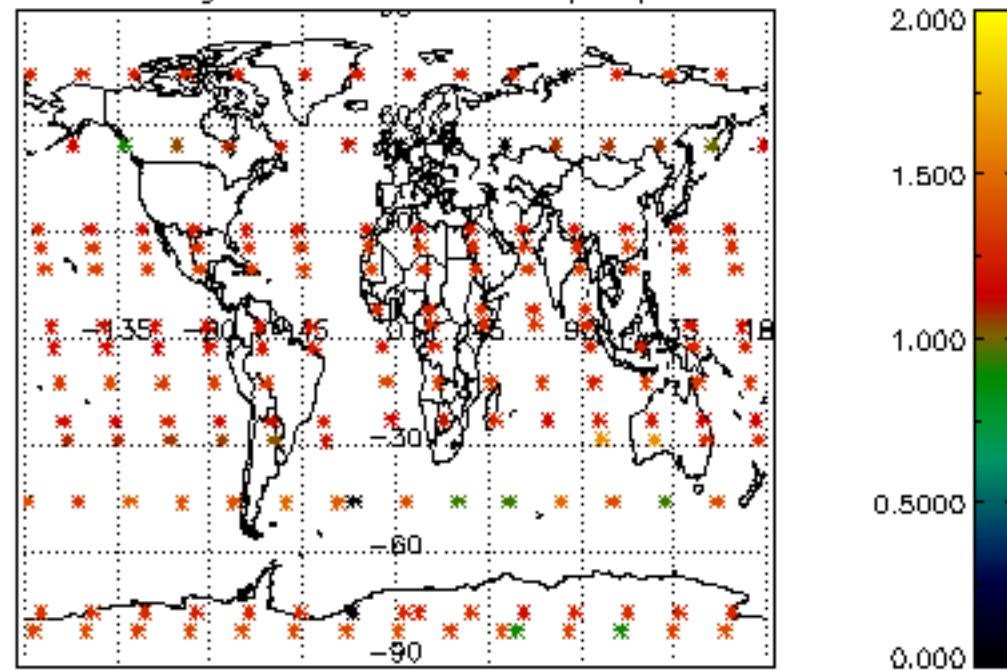




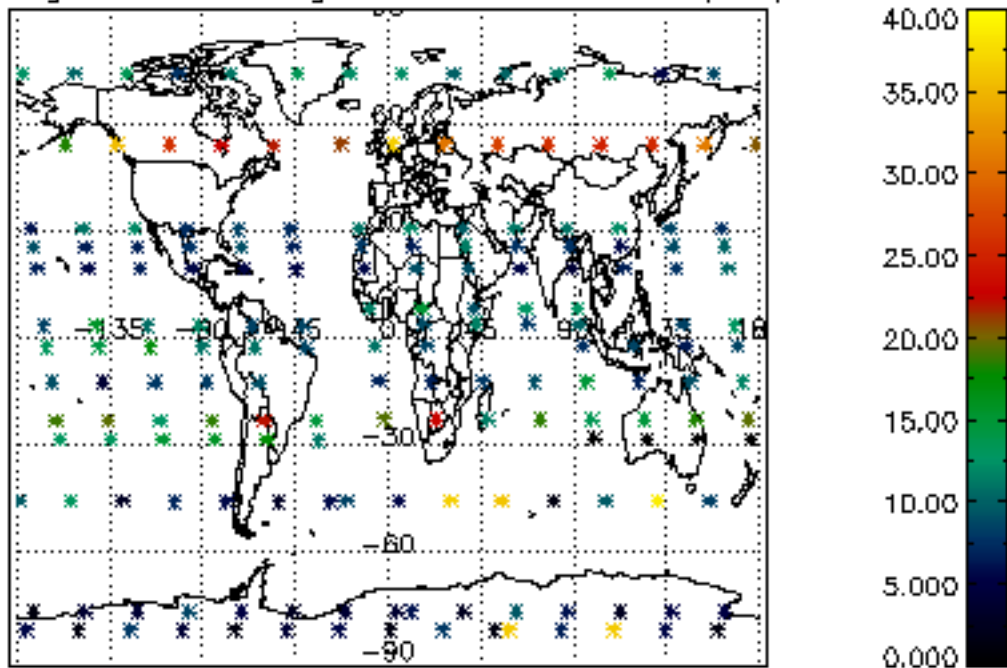
Percentage of cosmic ray hits per profile



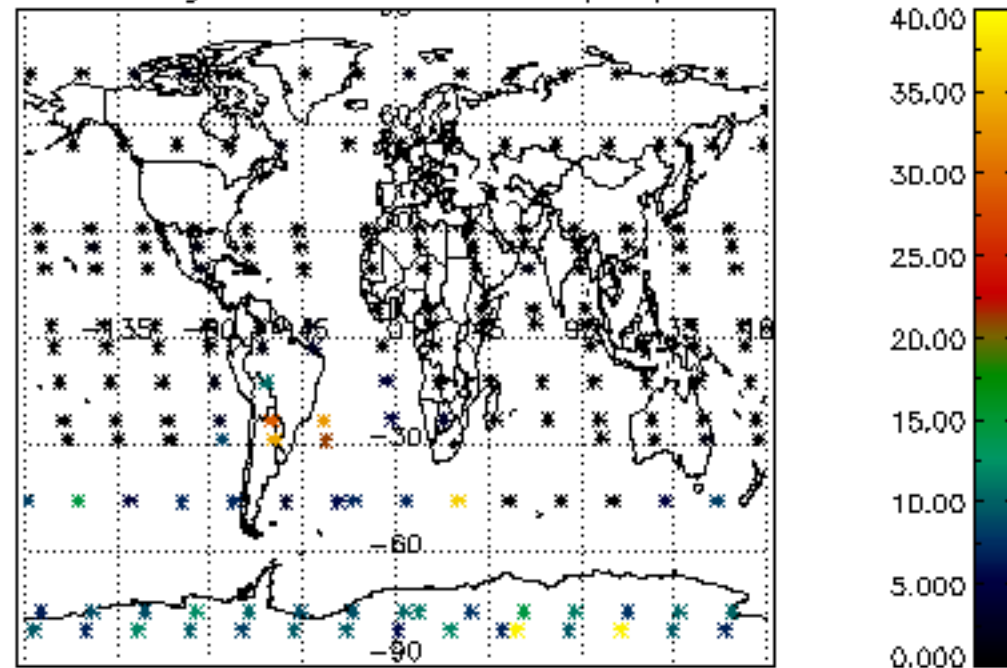
Percentage of datation errors per profile



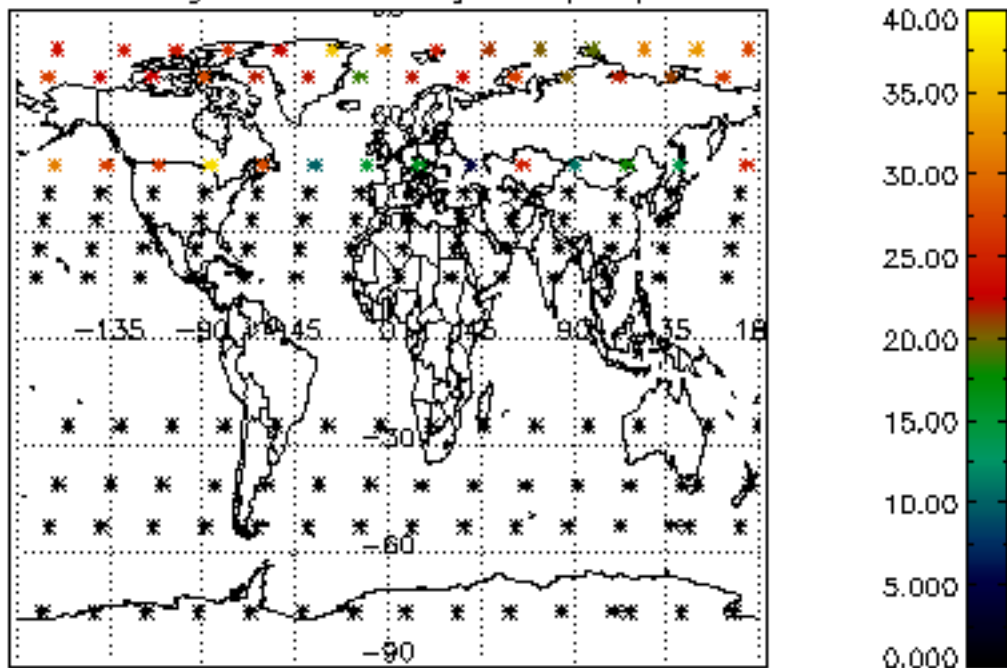
Percentage of star falling outside central band per profile



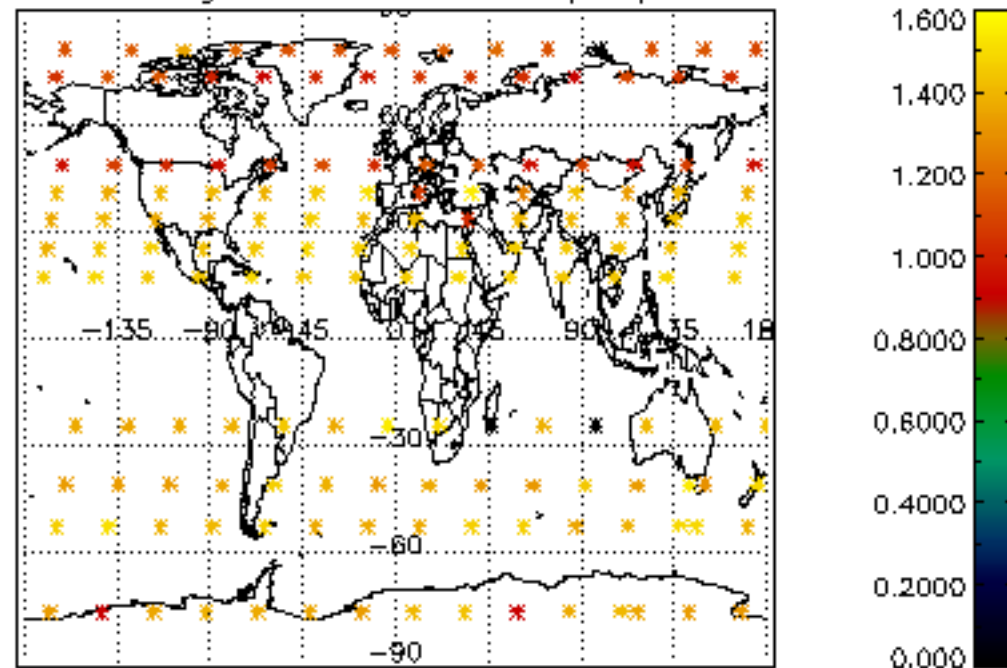
Percentage of saturation errors per profile



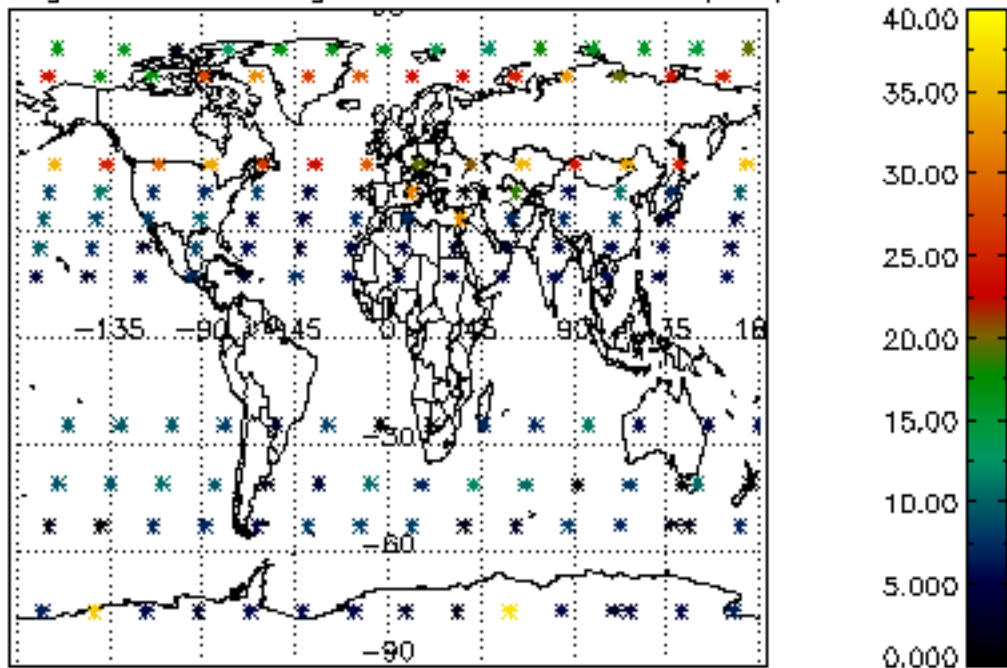
Percentage of cosmic ray hits per profile



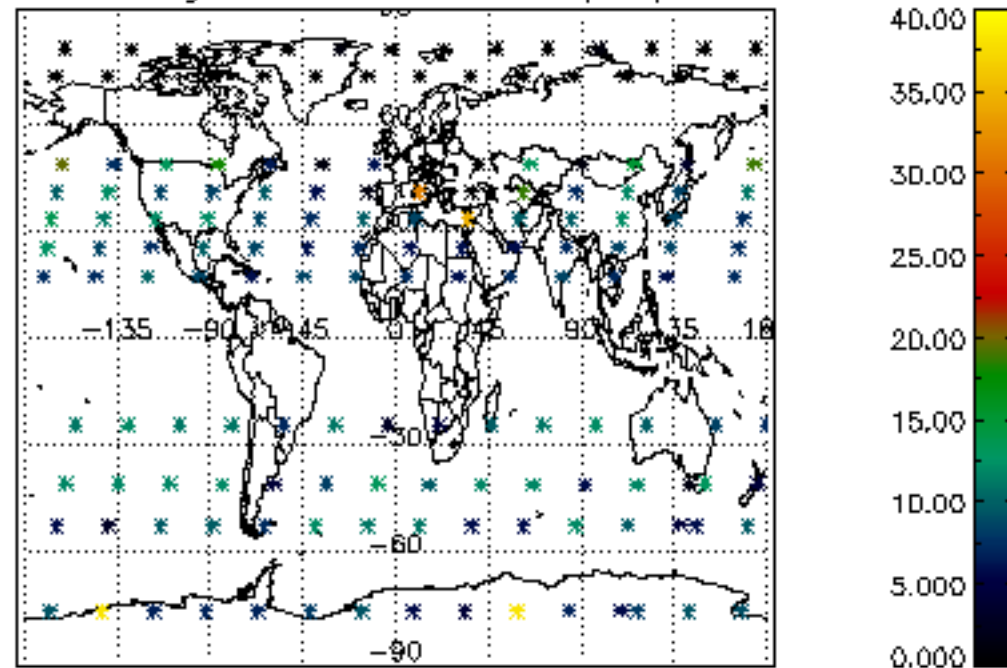
Percentage of datation errors per profile

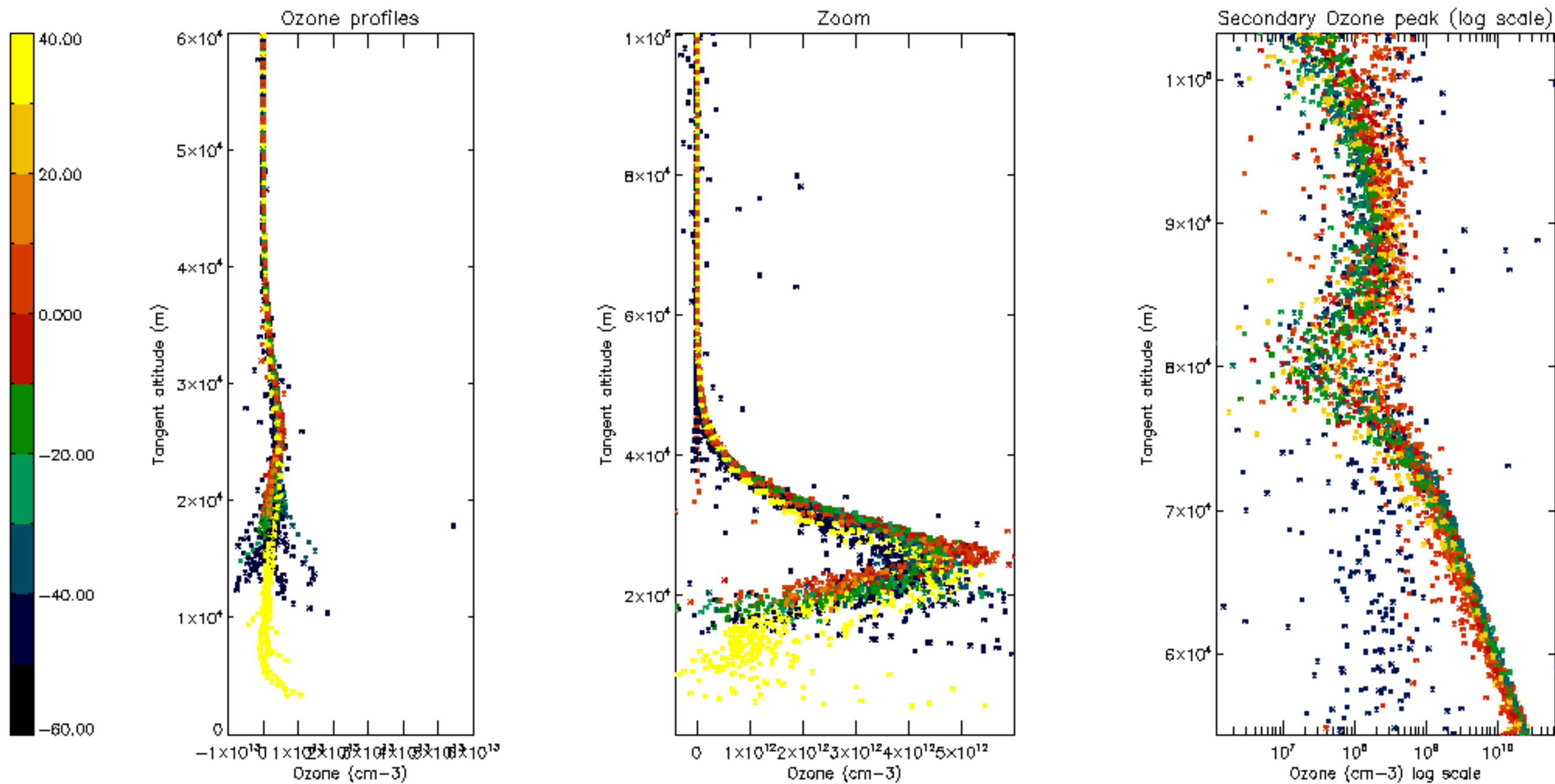


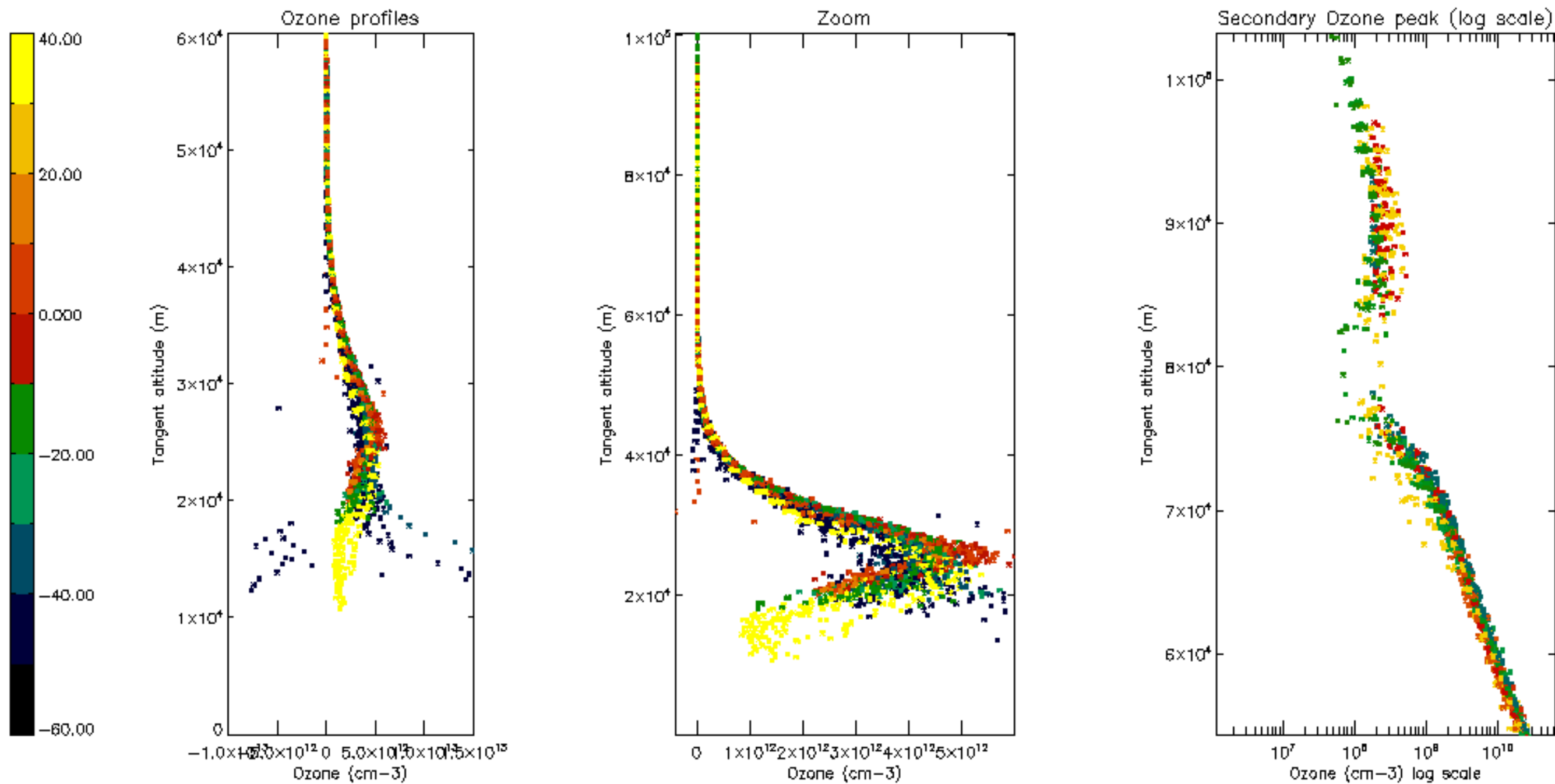
Percentage of star falling outside central band per profile

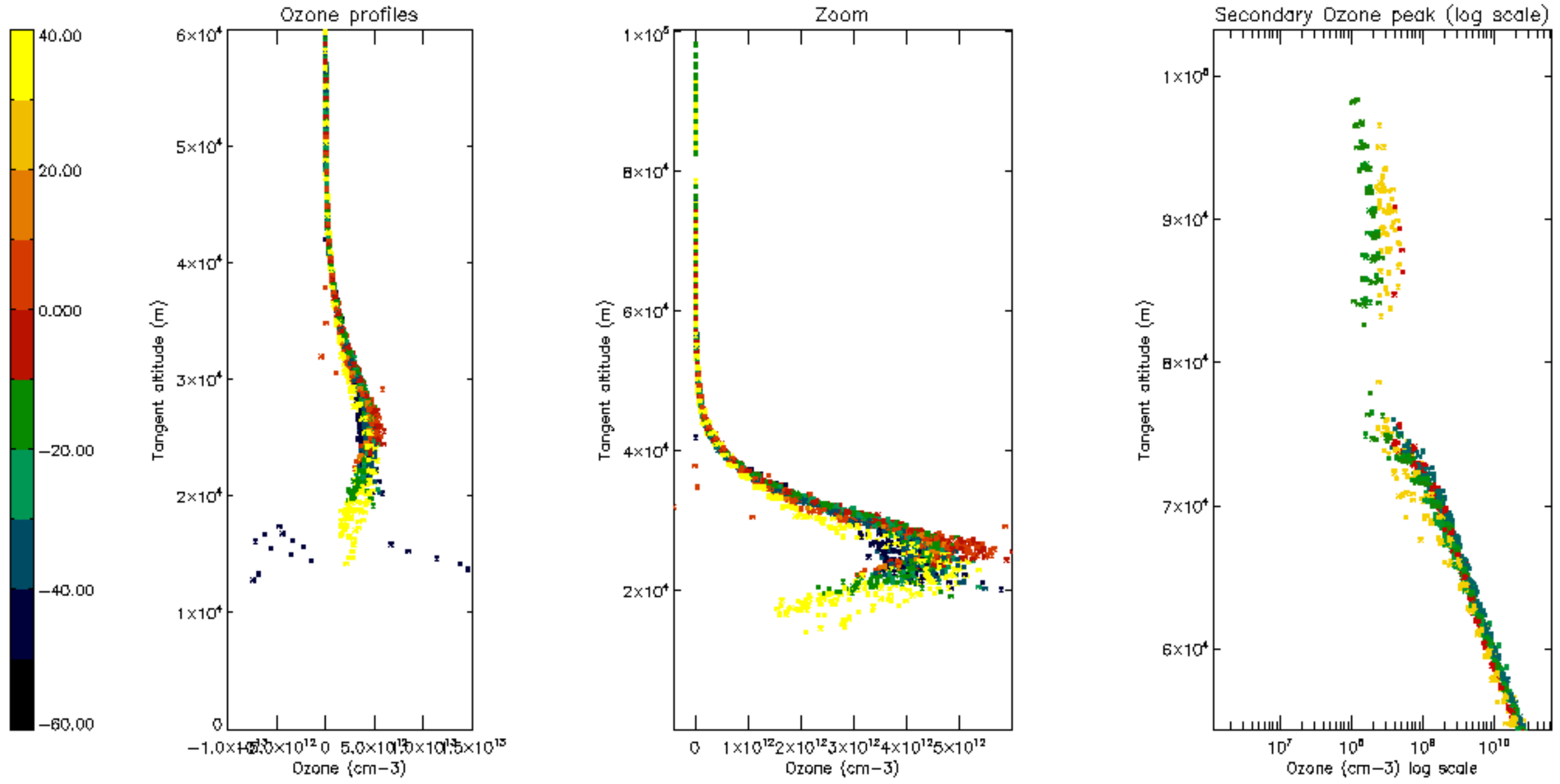


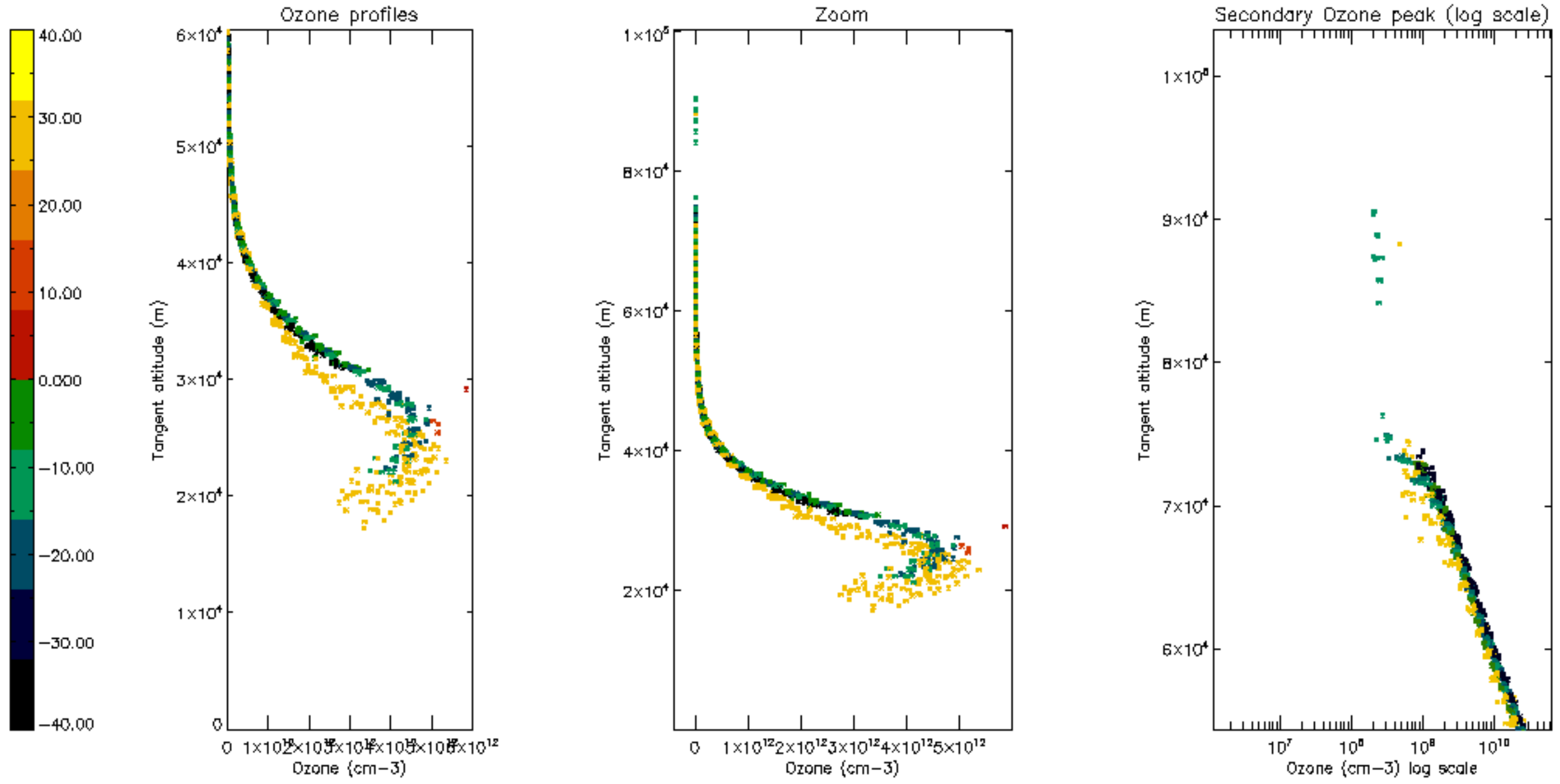
Percentage of saturation errors per profile

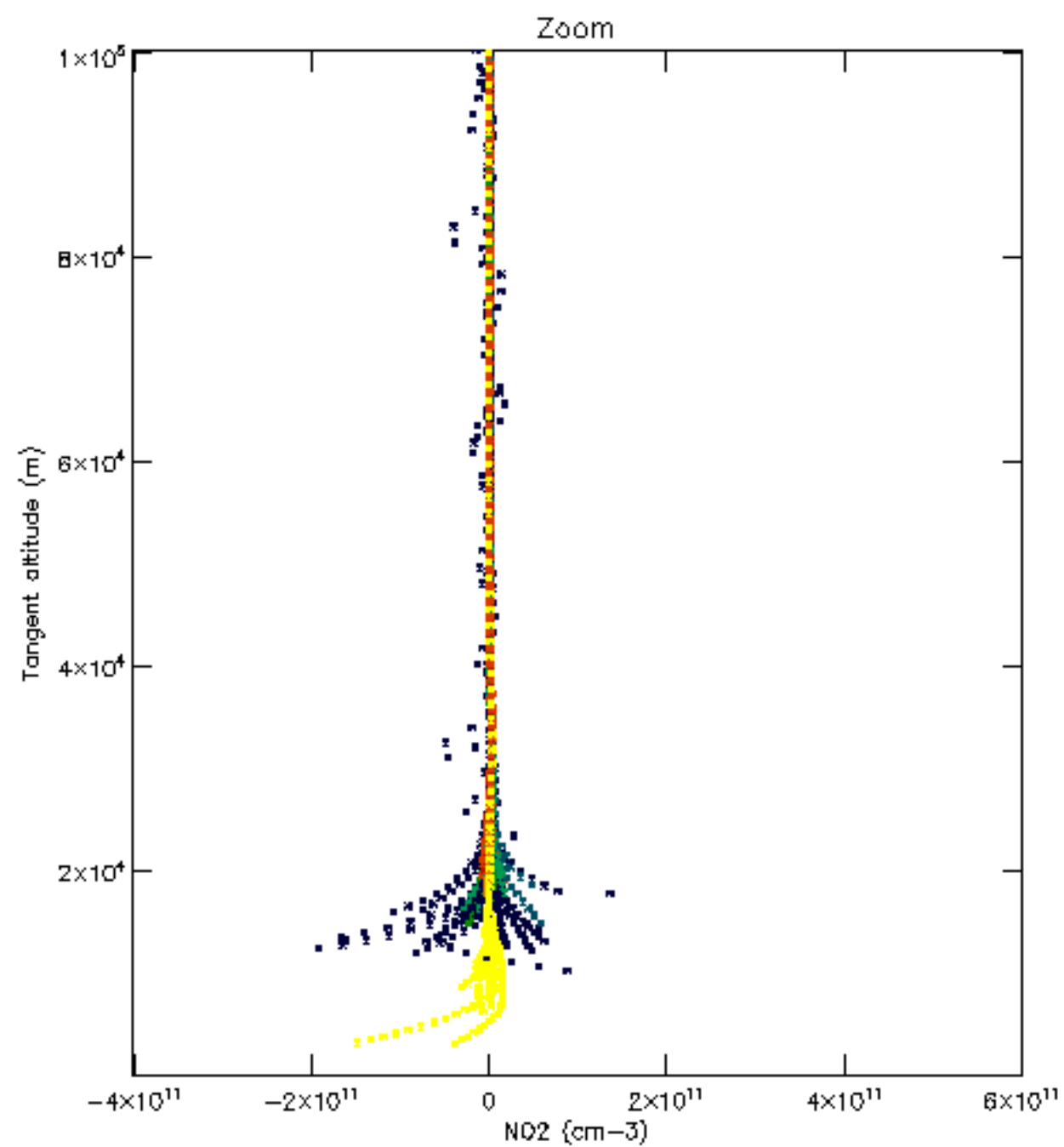
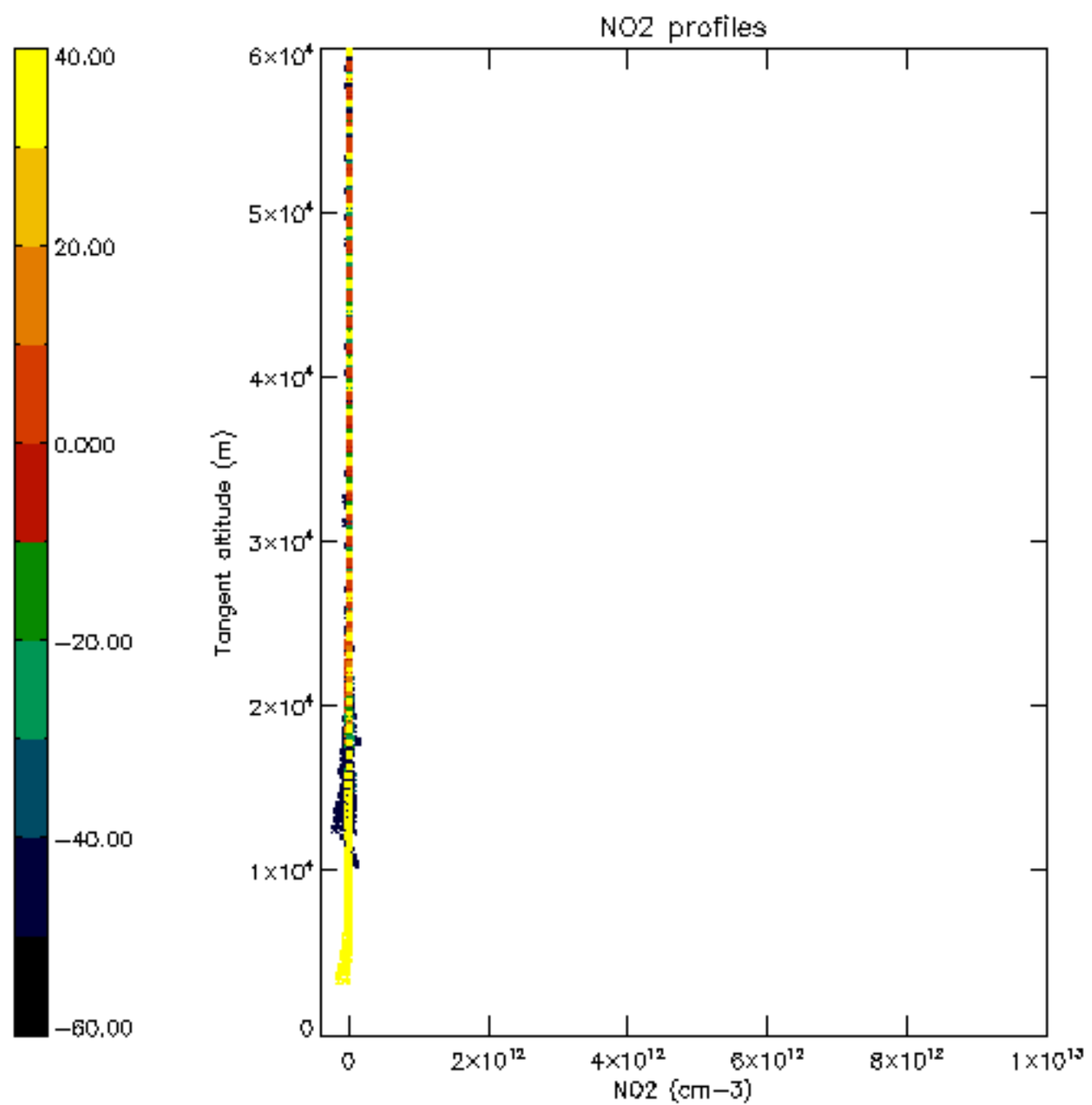


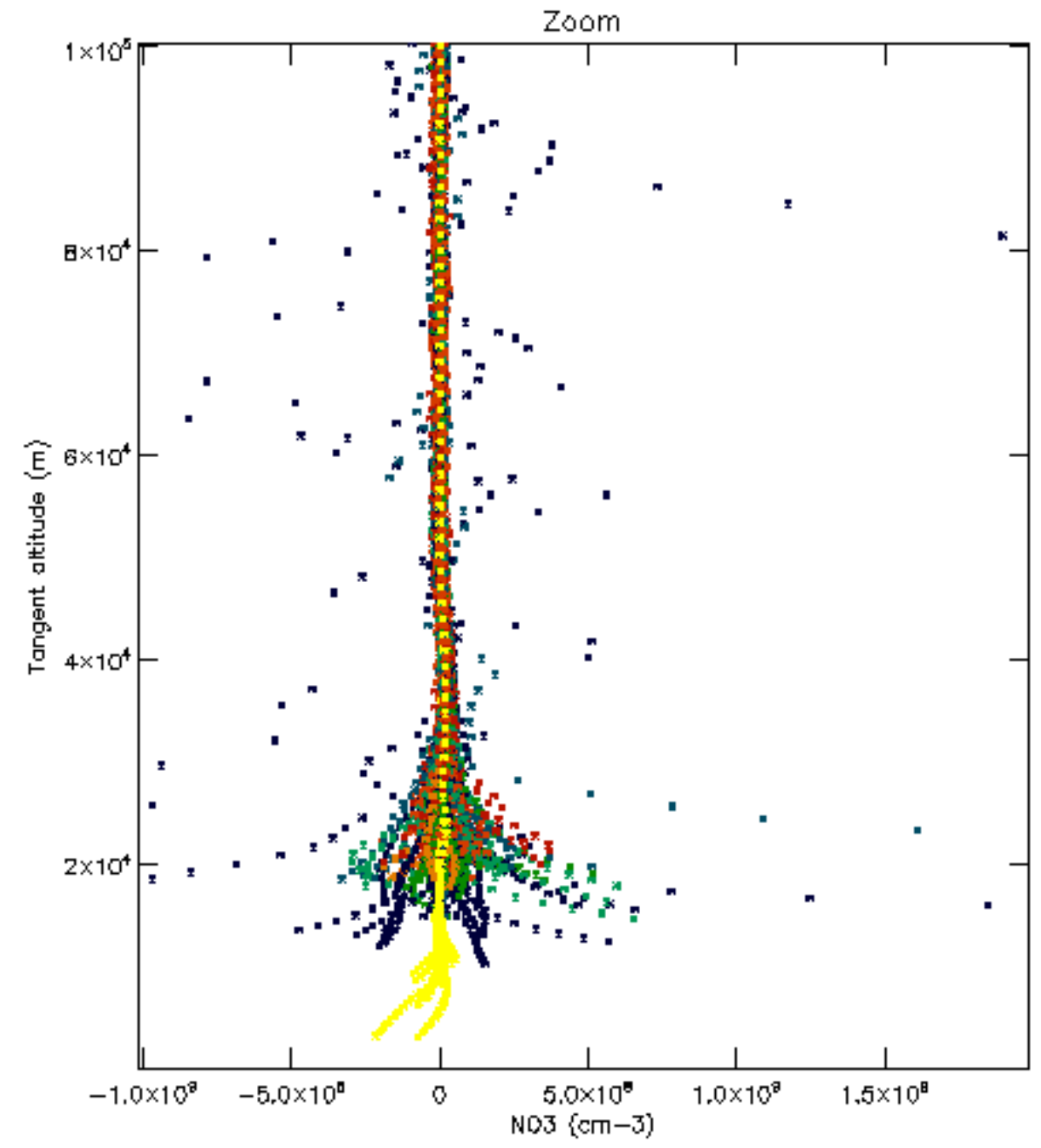
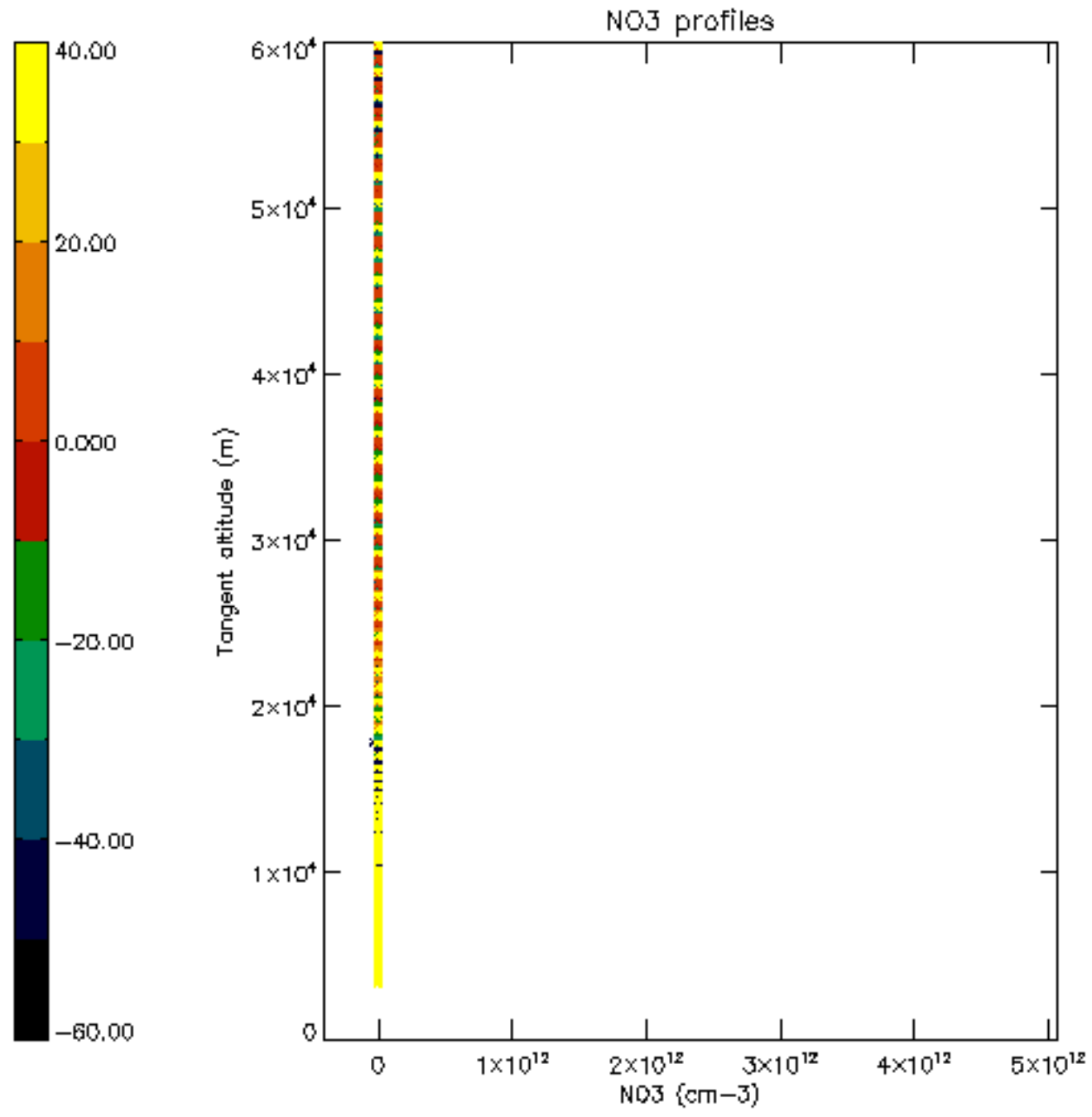


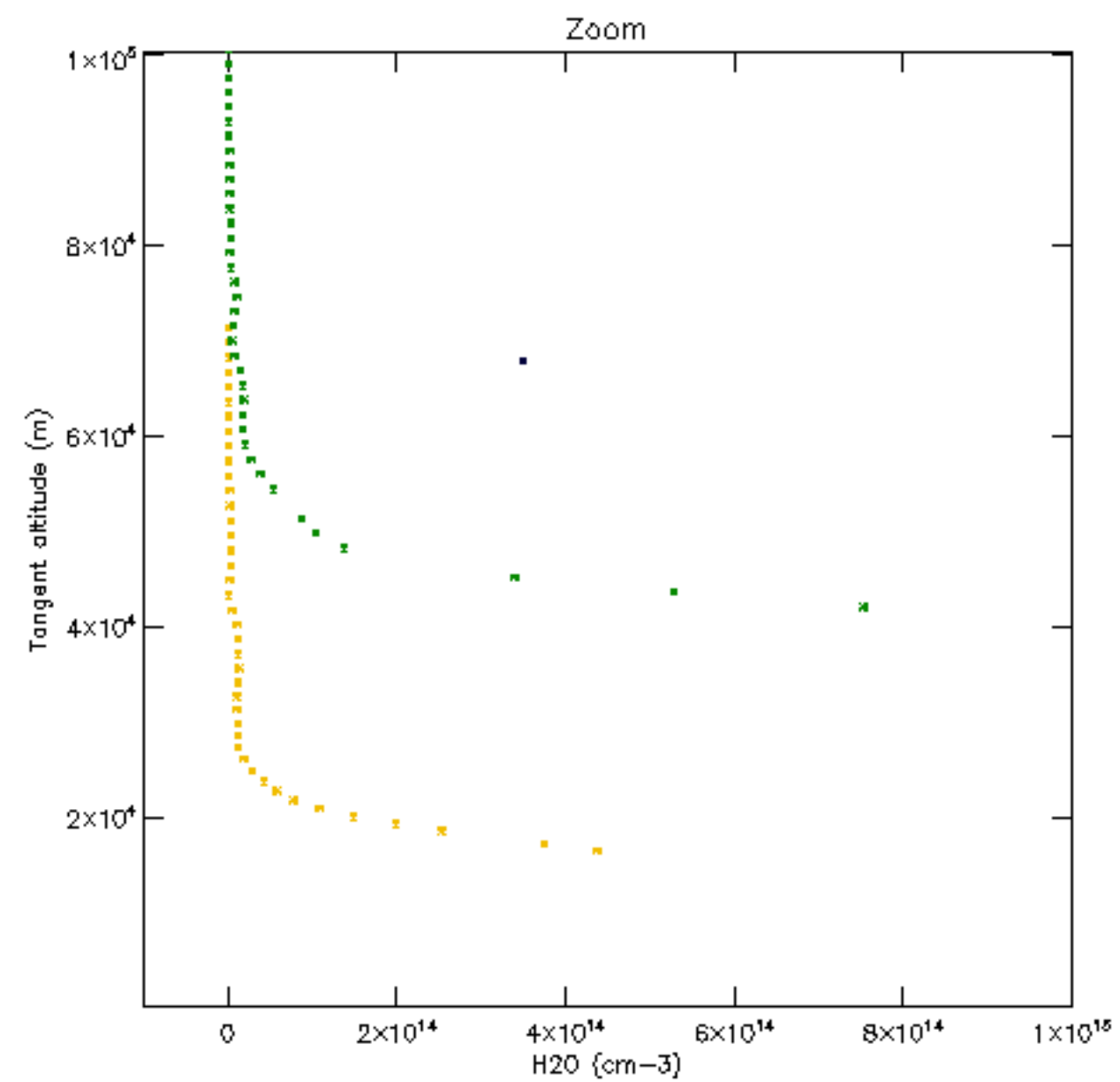
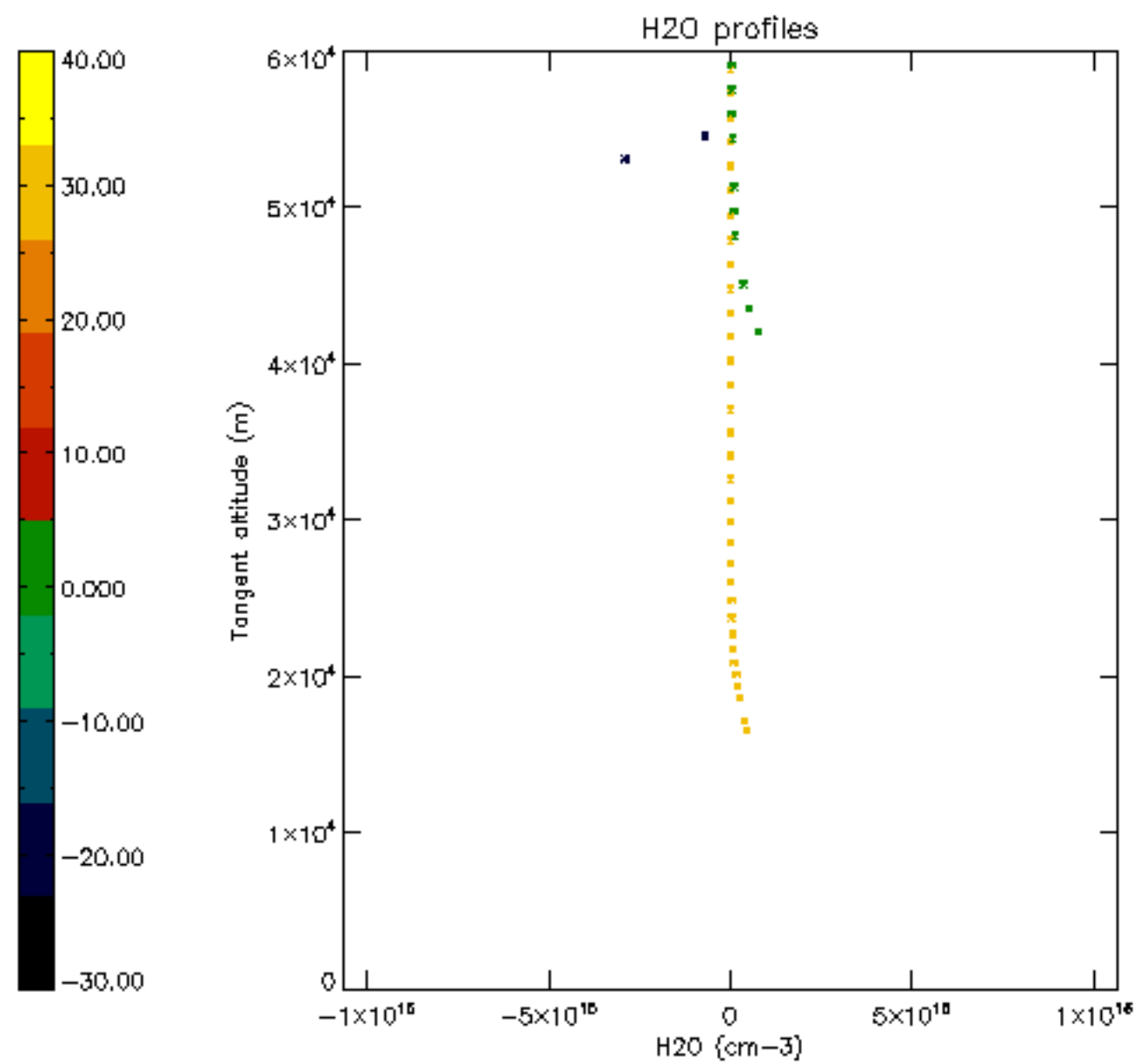


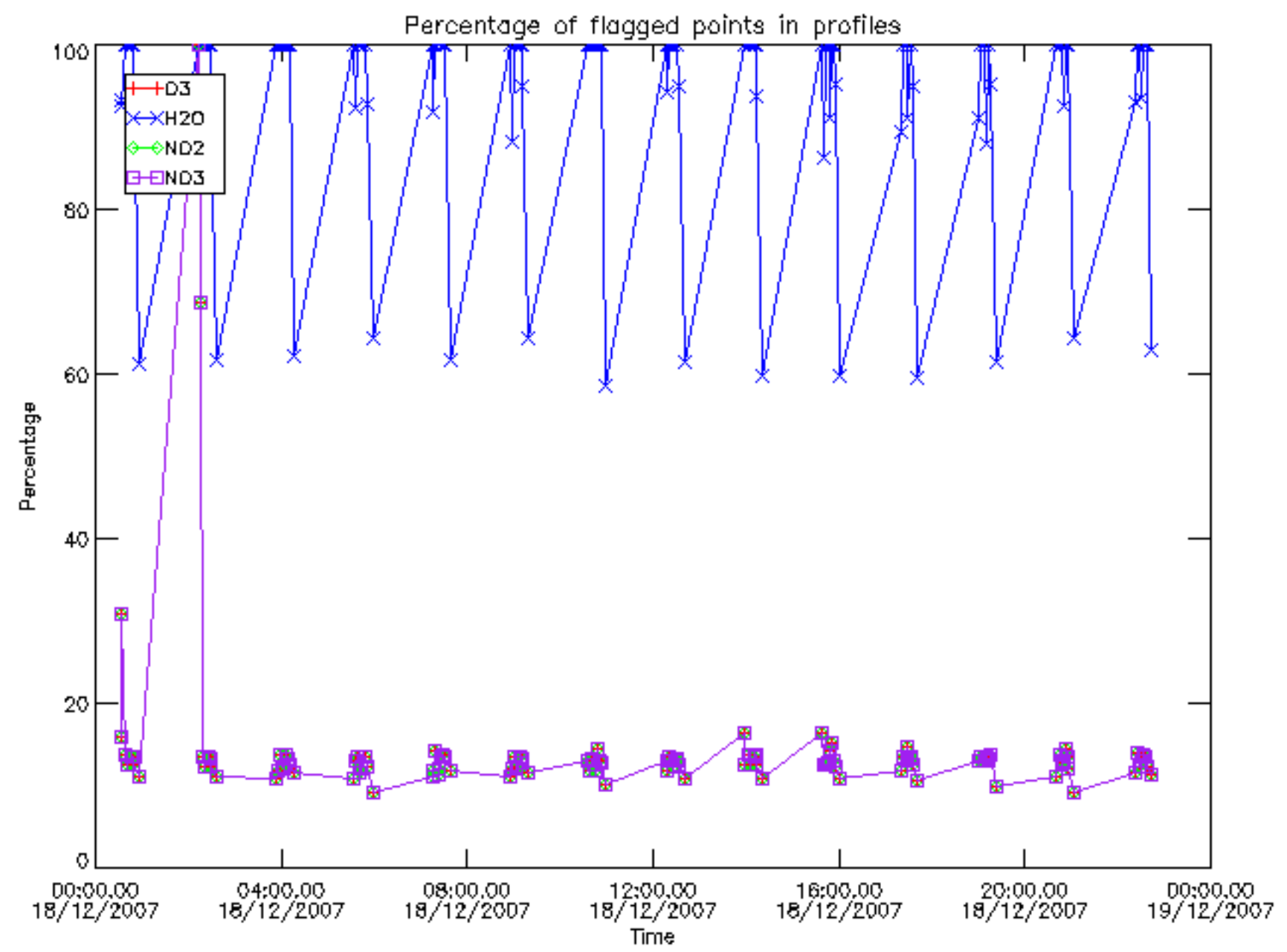




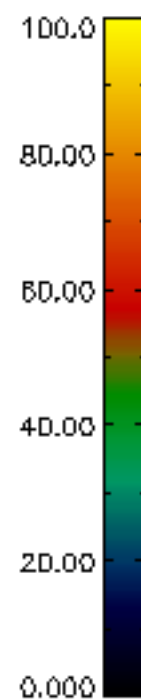
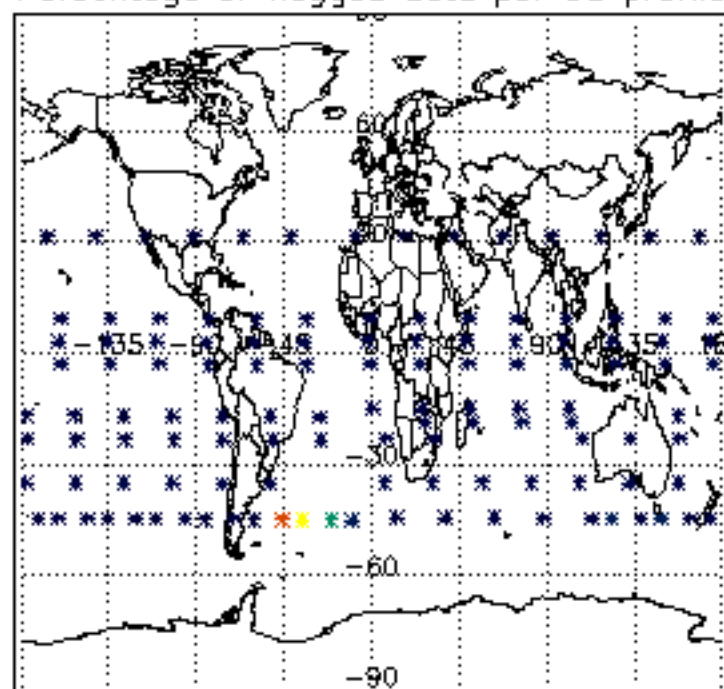




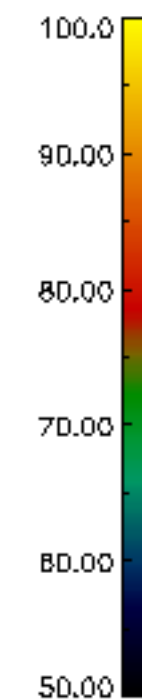
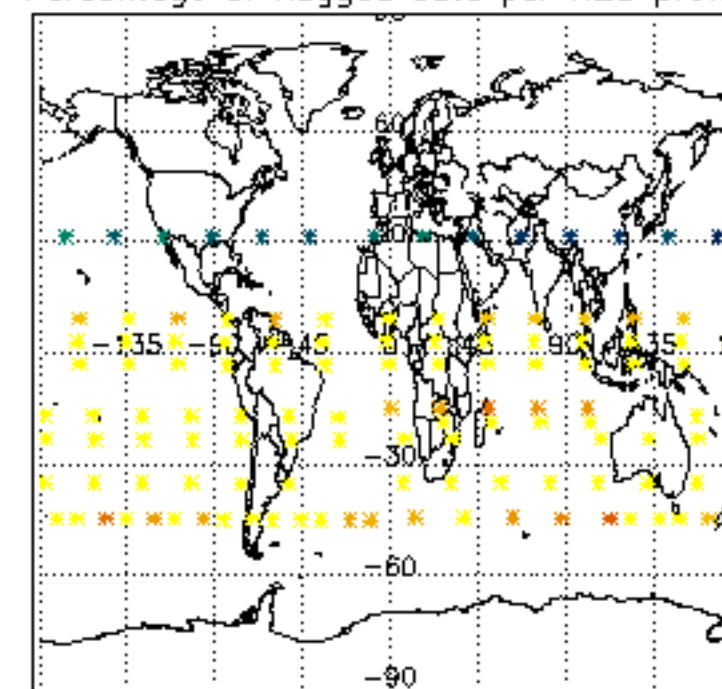




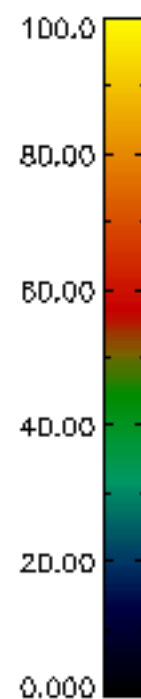
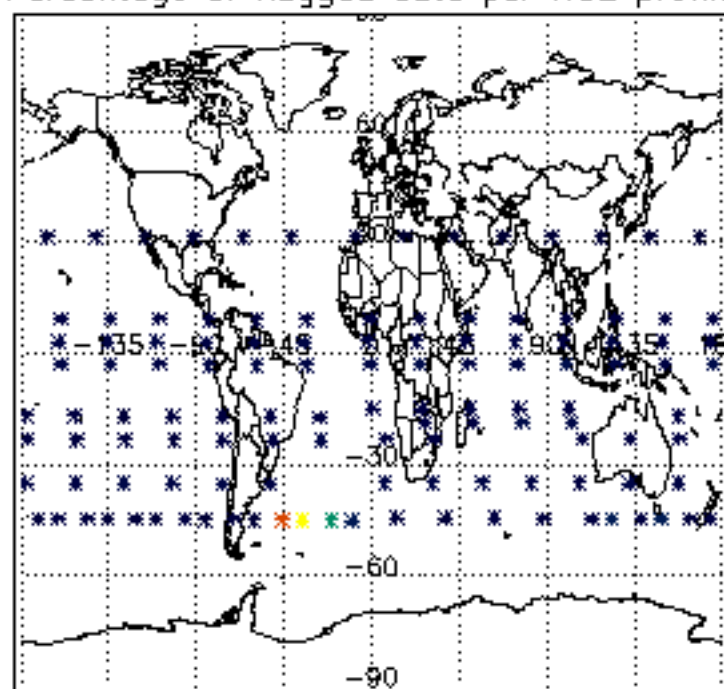
Percentage of flagged data per D3 profile



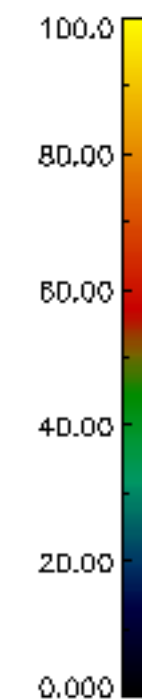
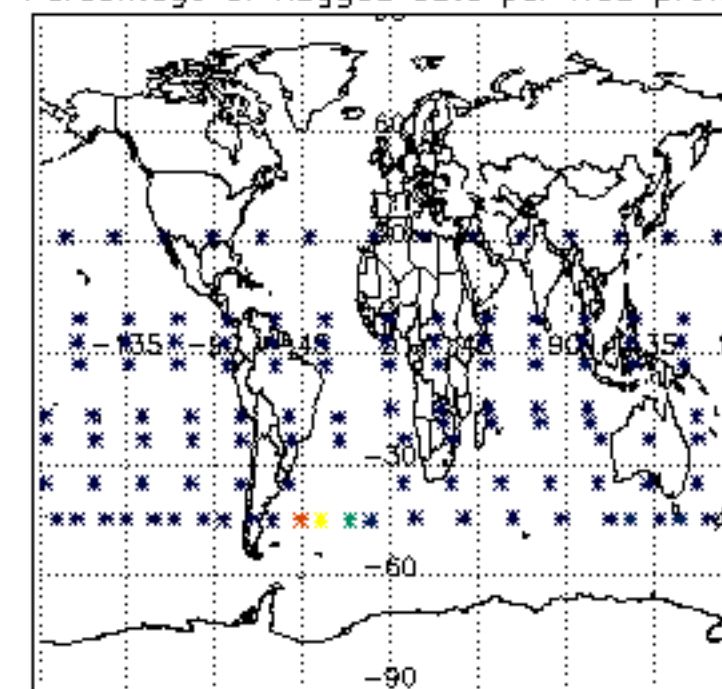
Percentage of flagged data per H2O profile

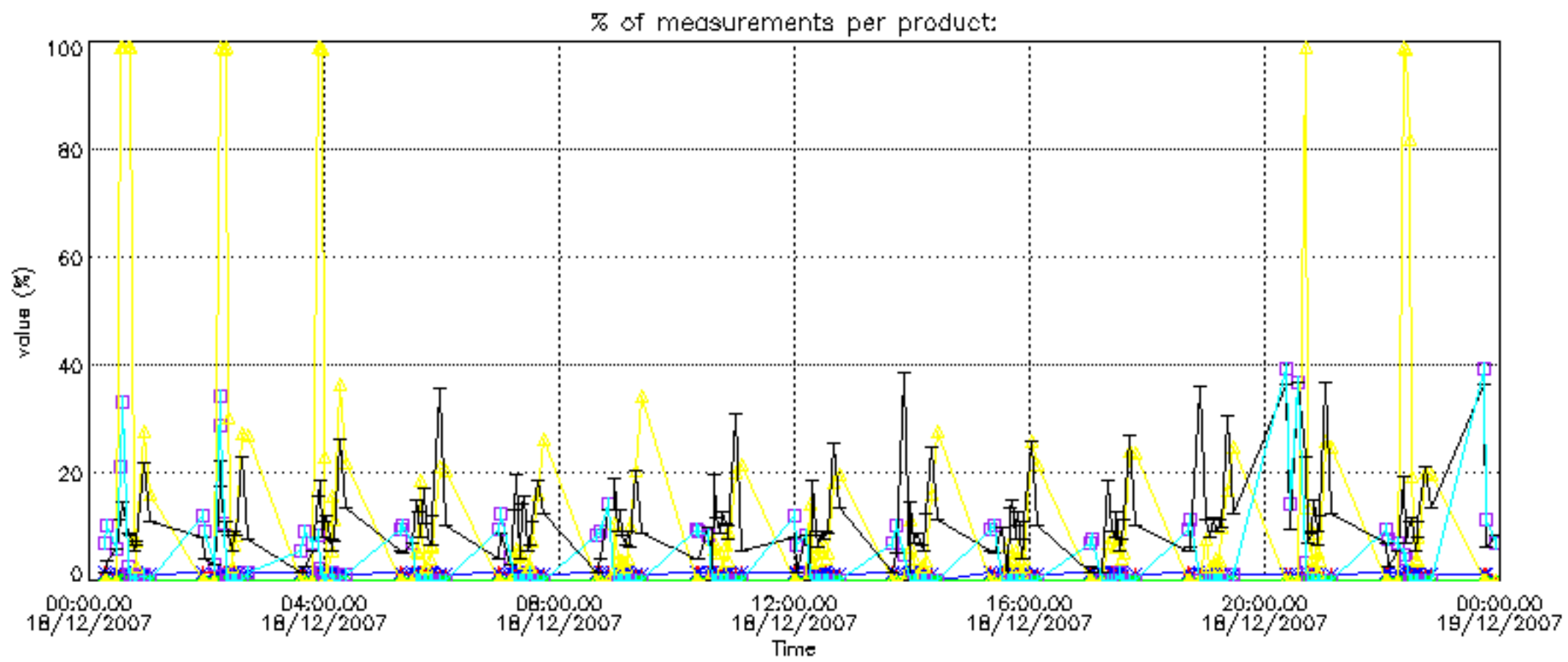


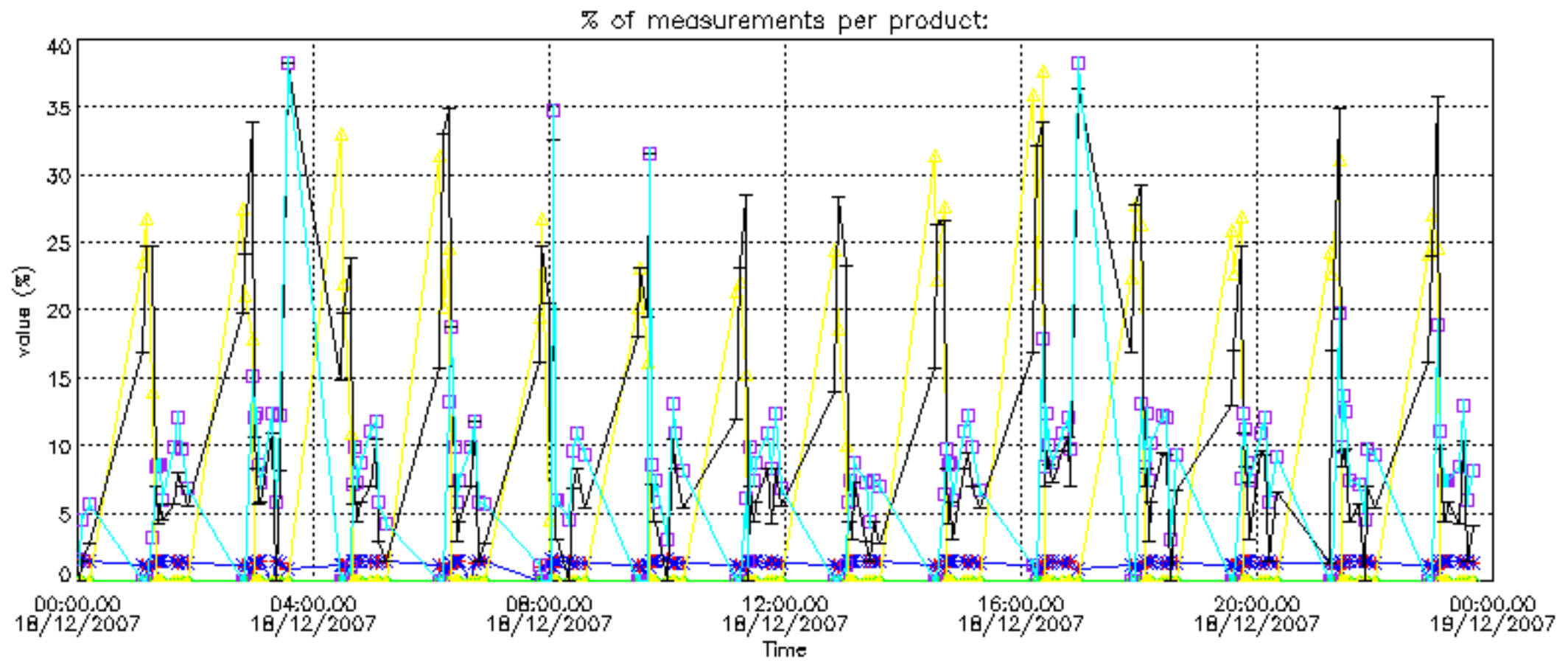
Percentage of flagged data per NO2 profile



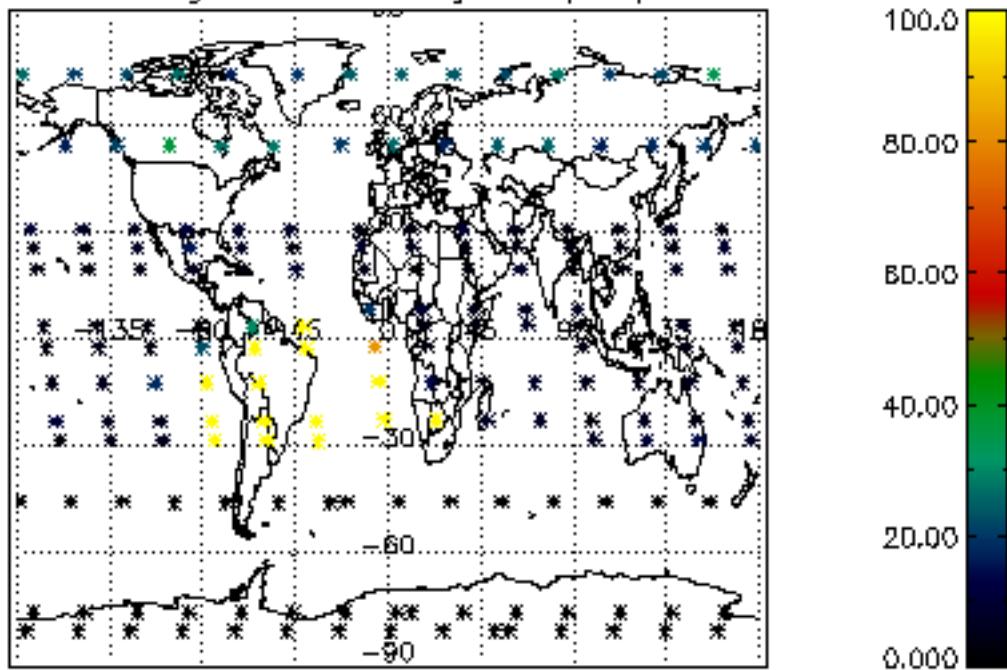
Percentage of flagged data per NO3 profile



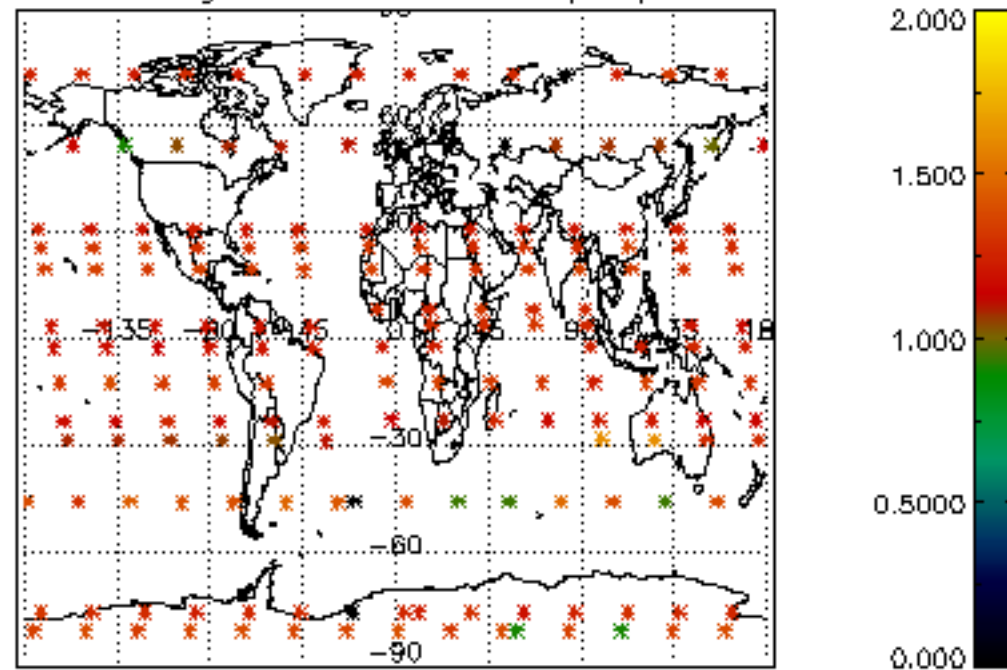




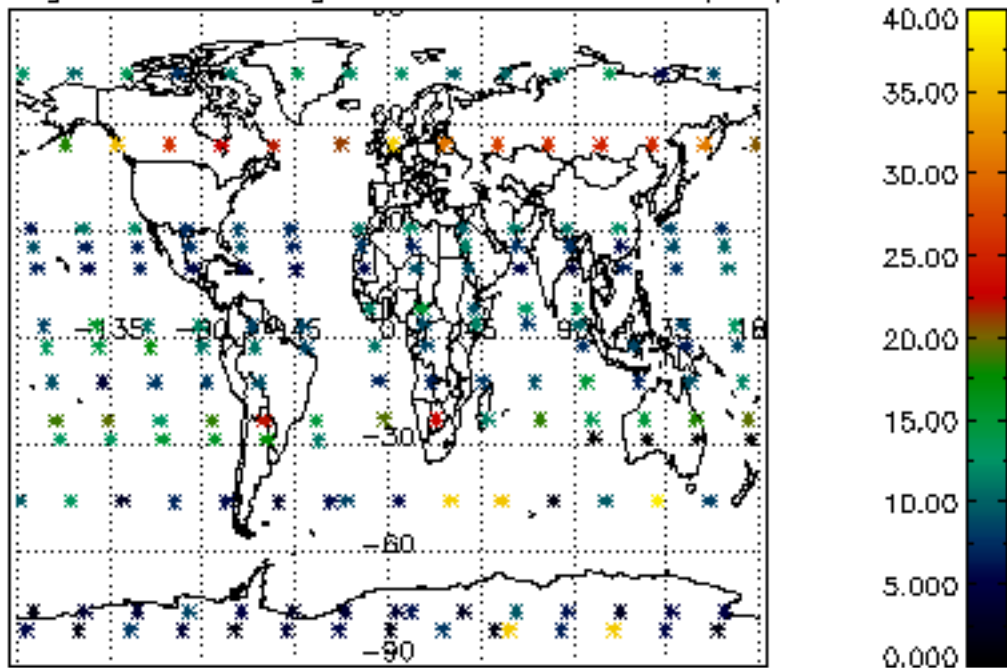
Percentage of cosmic ray hits per profile



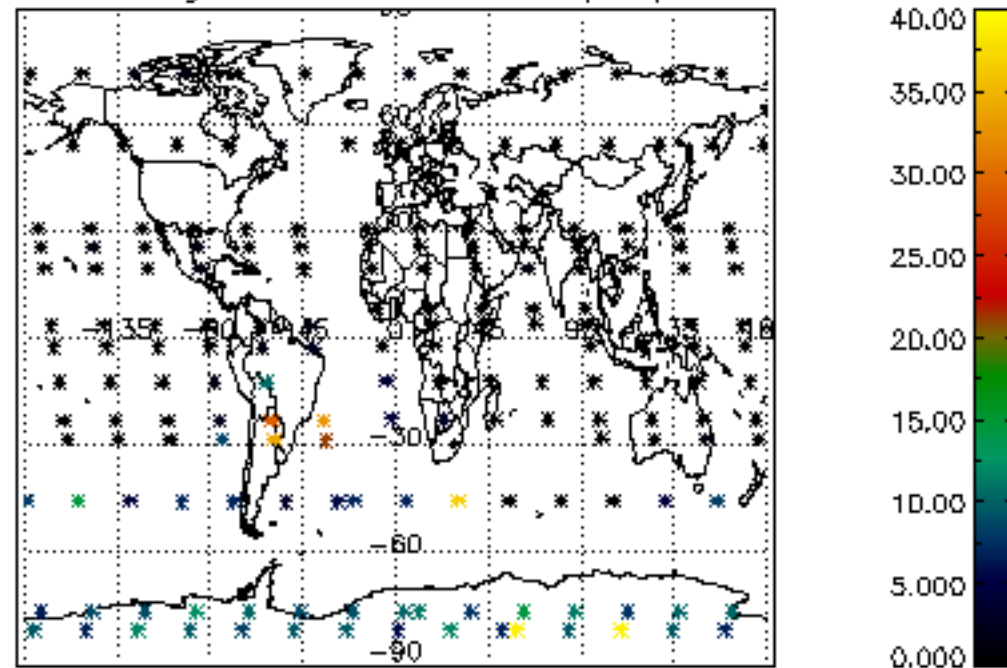
Percentage of datation errors per profile



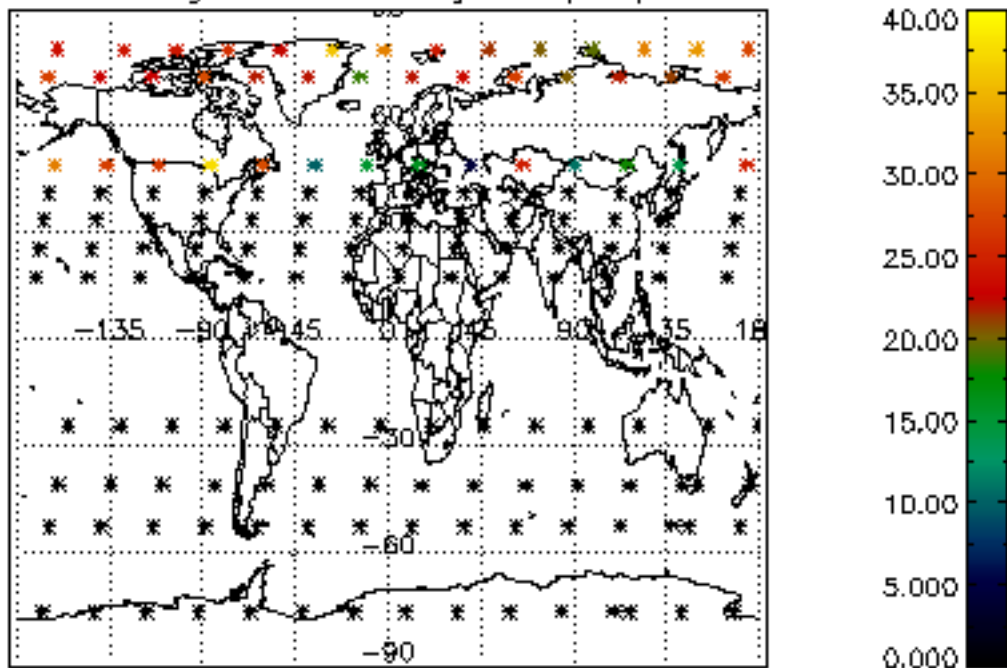
Percentage of star falling outside central band per profile



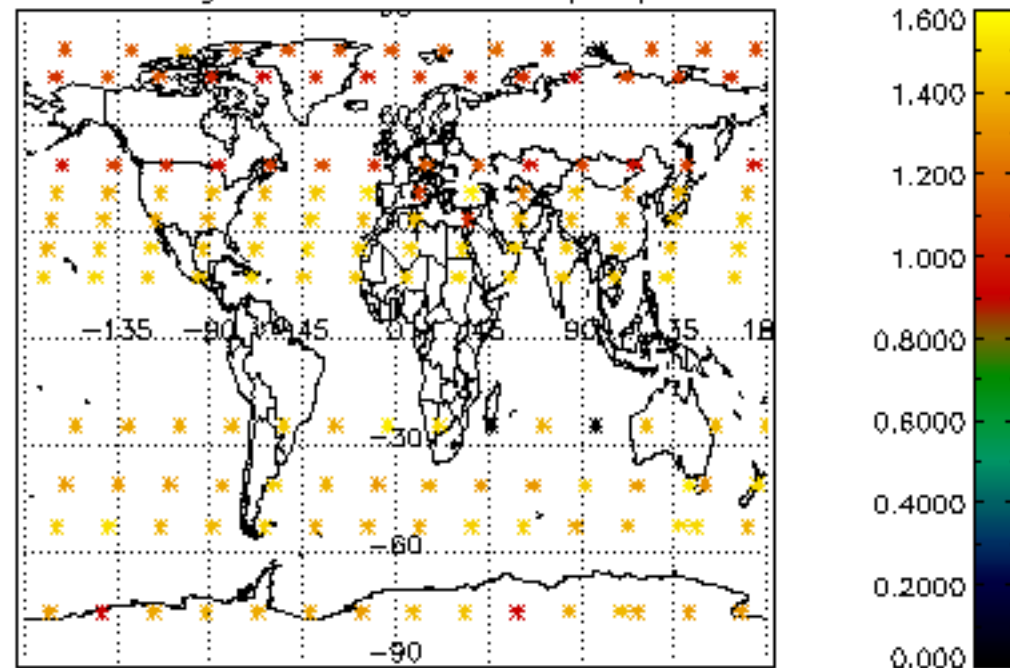
Percentage of saturation errors per profile



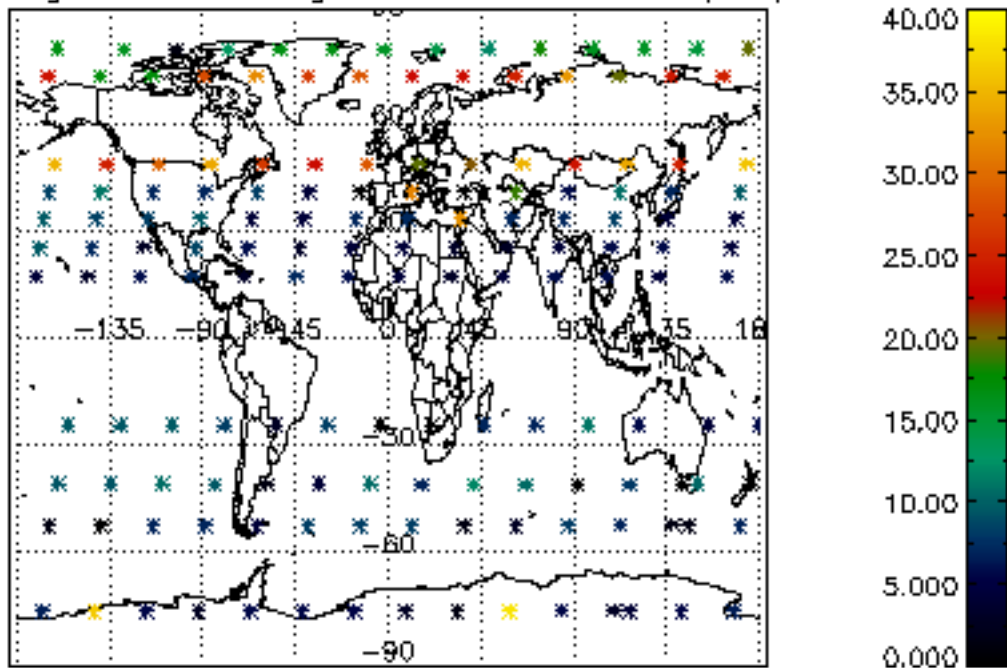
Percentage of cosmic ray hits per profile



Percentage of datation errors per profile



Percentage of star falling outside central band per profile



Percentage of saturation errors per profile

