

GOMOS Level 2 Daily Report

SUMMARY

[1. General Info](#)

[2. Summary of processed GOM_NL_2P products](#)

[3. Level 2 Quality information per product](#)

[3.1 Plot of level 2 quality information per product \(time dependant\)](#)

[3.2 Plot of level 2 quality information per product \(world map\)](#)

[4. Level 1 Quality information per product \(stored on level 2 products\)](#)

[4.1 Plot of level 1 quality information per product \(time dependant\)](#)

[4.1.1 Plot of level 1 quality information per product \(time dependant\): ASCENDING](#)

[4.1.2 Plot of level 1 quality information per product \(time dependant\): DESCENDING](#)

[4.2 Plot of level 1 quality information per product \(world map\)](#)

[4.2.1 Plot of level 1 quality information per product \(world map\): ASCENDING](#)

[4.2.2 Plot of level 1 quality information per product \(world map\): DESCENDING](#)

[5. Ozone profiles based on quality statistics and other trace gas profiles](#)

[5.1 Ozone statistics based on quality of products](#)

[5.2 Plot ozone profiles for all STD \(dark without errors\)](#)

[5.3 Plot ozone profiles where STD < 20% \(dark without errors\)](#)

[5.4. Plot ozone profiles where STD < 10% \(dark without errors\)](#)

[5.5. Plot ozone profiles where STD < 5% \(dark without errors\)](#)

[5.6 Plot NO2 profiles for all STD \(dark without errors\)](#)

[5.7 Plot NO3 profiles for all STD \(dark without errors\)](#)

[5.8 Plot H2O profiles \(only for occultations of stars 1,2,3,4,13,14,16,26,63 dark without errors\) for all STD](#)

[6. Auxiliary Data Files used for the production reported in section 2](#)

This report presents the daily analysis on parameters extracted from GOMOS level 2 data (GOM_NL__2P). It is intended to monitor some important parameters that will impact the quality of these products. A list of level 2 products (and content) that have arrived during the reporting day to the PCF is also given.

Item	Value
Time of report generation	23APR2013 13:38:05
Data source version	GOMOS/6.01
Start time of products	10-12-2007 (10DEC2007 00:00:00)
Stop time of products	11-12-2007 (11DEC2007 00:00:00)
Store outputs in DB	Yes
Nb of level 2 prods	342
Nb of prods with errors	0

2. Summary of processed GOM_NL__2P products.

Nr	Filename	UTC Start time	Limb	Duration	Star Id	Star Name	Star Mag	Star Temp	Nb Meas	Orbit	Prod. error
1	GOM_NL__2PRFIN20071210_000322_000000472064_00088_30202_7581.N1	10-DEC-2007 00:03:22	Dark	47.000	34	Gam2Vel	1.7930	23000.	94	30202	No
2	GOM_NL__2PRFIN20071210_000600_000000492064_00088_30202_7582.N1	10-DEC-2007 00:06:00	Dark	49.000	2	Alp Car	-0.73600	7000.0	98	30202	No
3	GOM_NL__2PRFIN20071210_001212_000000432064_00088_30202_7583.N1	10-DEC-2007 00:12:12	Dark	42.500	108	Alp Col	2.6520	15200.	85	30202	No
4	GOM_NL__2PRFIN20071210_001727_000000472064_00088_30202_7584.N1	10-DEC-2007 00:17:27	Straylight	46.500	101	11Alp Lep	2.5820	7000.0	93	30202	No
5	GOM_NL__2PRFIN20071210_002043_000000532064_00088_30202_7585.N1	10-DEC-2007 00:20:43	Straylight	53.000	7	19Bet Ori	0.10000	14000.	106	30202	No
6	GOM_NL__2PRFIN20071210_002816_000000572064_00088_30202_7586.N1	10-DEC-2007 00:28:16	Twilight	57.000	13	87Alp Tau	0.86700	3800.0	114	30202	No
7	GOM_NL__2PRFIN20071210_003013_000000352064_00088_30202_7587.N1	10-DEC-2007 00:30:13	Bright	35.000	146	25Eta Tau	2.8730	15200.	70	30202	No
8	GOM_NL__2PRFIN20071210_003228_000000372064_00088_30202_7588.N1	10-DEC-2007 00:32:28	Bright	36.500	150	44Zet Per	2.8900	28000.	73	30202	No
9	GOM_NL__2PRFIN20071210_003448_000000352064_00088_30202_7589.N1	10-DEC-2007 00:34:48	Bright	34.500	149	45Eps Per	2.8880	30000.	69	30202	No
10	GOM_NL__2PRFIN20071210_003656_000000352064_00088_30202_7590.N1	10-DEC-2007 00:36:56	Bright	35.000	175	39Del Per	3.0100	19400.	70	30202	No
11	GOM_NL__2PRFIN20071210_004836_000000352064_00088_30202_7591.N1	10-DEC-2007 00:48:36	Bright	35.000	49	1Alp UMi	1.9900	6300.0	70	30202	No
12	GOM_NL__2PRFIN20071210_005320_000000342064_00088_30202_7592.N1	10-DEC-2007 00:53:20	Bright	33.500	60	7Bet UMi	2.0810	3950.0	67	30202	No
13	GOM_NL__2PRFIN20071210_005814_000000412064_00088_30202_7593.N1	10-DEC-2007 00:58:14	Bright	41.000	32	77Eps UMa	1.7630	11000.	82	30202	No
14	GOM_NL__2PRFIN20071210_010035_000000372064_00088_30202_7594.N1	10-DEC-2007 01:00:35	Bright	36.500	39	85Eta UMa	1.8540	24000.	73	30202	No
15	GOM_NL__2PRFIN20071210_010343_000000342064_00088_30202_7595.N1	10-DEC-2007 01:03:43	Bright	34.000	180	27Gam Boo	3.0400	8000.0	68	30202	No
16	GOM_NL__2PRFIN20071210_010649_000000342064_00088_30202_7596.N1	10-DEC-2007 01:06:49	Bright	34.000	83		2.3780	11000.	68	30202	No
17	GOM_NL__2PRFIN20071210_010958_000000372064_00088_30202_7597.N1	10-DEC-2007 01:09:58	Bright	37.000	111	8Eta Boo	2.6800	6000.0	74	30202	No
18	GOM_NL__2PRFIN20071210_011921_000000582064_00088_30202_7598.N1	10-DEC-2007 01:19:21	Bright	58.000	15	67Alp Vir	0.97600	28000.	116	30202	No
19	GOM_NL__2PRFIN20071210_012249_000000452064_00088_30202_7599.N1	10-DEC-2007 01:22:49	Twilight	44.500	169	46Gam Hya	2.9910	4700.0	89	30202	No
20	GOM_NL__2PRFIN20071210_012451_000000512064_00088_30202_7600.N1	10-DEC-2007 01:24:51	Dark	50.500	106	9Bet Crv	2.6480	5600.0	101	30202	No
21	GOM_NL__2PRFIN20071210_013017_000000392064_00088_30202_7601.N1	10-DEC-2007 01:30:17	Dark	38.500	64	Gam Cen	2.2000	10600.	77	30202	No
22	GOM_NL__2PRFIN20071210_013148_000000402064_00088_30202_7602.N1	10-DEC-2007 01:31:48	Dark	39.500	99	Del Cen	2.5750	26000.	79	30202	No
23	GOM_NL__2PRFIN20071210_013519_000000452064_00089_30203_7637.N1	10-DEC-2007 01:35:19	Dark	44.500	113	Mu Vel	2.6920	5000.0	89	30203	No
24	GOM_NL__2PRFIN20071210_013819_000000382064_00089_30203_7638.N1	10-DEC-2007 01:38:19	Dark	37.500	159	Ups Car	2.9200	7200.0	75	30203	No
25	GOM_NL__2PRFIN20071210_014358_000000492064_00089_30203_7639.N1	10-DEC-2007 01:43:58	Dark	48.500	34	Gam2Vel	1.7930	23000.	97	30203	No
26	GOM_NL__2PRFIN20071210_014637_000000562064_00089_30203_7640.N1	10-DEC-2007 01:46:37	Dark	56.000	2	Alp Car	-0.73600	7000.0	112	30203	No
27	GOM_NL__2PRFIN20071210_015248_000000452064_00089_30203_7641.N1	10-DEC-2007 01:52:48	Straylight	44.500	108	Alp Col	2.6520	15200.	89	30203	No
28	GOM_NL__2PRFIN20071210_015803_000000472064_00089_30203_7642.N1	10-DEC-2007 01:58:03	Straylight	47.000	101	11Alp Lep	2.5820	7000.0	94	30203	No
29	GOM_NL__2PRFIN20071210_020118_000000522064_00089_30203_7643.N1	10-DEC-2007 02:01:18	Straylight	51.500	7	19Bet Ori	0.10000	14000.	103	30203	No
30	GOM_NL__2PRFIN20071210_020852_000000572064_00089_30203_7644.N1	10-DEC-2007 02:08:52	Twilight	56.500	13	87Alp Tau	0.86700	3800.0	113	30203	No
31	GOM_NL__2PRFIN20071210_021049_000000392064_00089_30203_7645.N1	10-DEC-2007 02:10:49	Bright	38.500	146	25Eta Tau	2.8730	15200.	77	30203	No
32	GOM_NL__2PRFIN20071210_021303_000000382064_00089_30203_7646.N1	10-DEC-2007 02:13:03	Bright	38.000	150	44Zet Per	2.8900	28000.	76	30203	No
33	GOM_NL__2PRFIN20071210_021524_000000362064_00089_30203_7647.N1	10-DEC-2007 02:15:24	Bright	35.500	149	45Eps Per	2.8880	30000.	71	30203	No
34	GOM_NL__2PRFIN20071210_021732_000000352064_00089_30203_7648.N1	10-DEC-2007 02:17:32	Bright	34.500	175	39Del Per	3.0100	19400.	69	30203	No
35	GOM_NL__2PRFIN20071210_022912_000000322064_00089_30203_7649.N1	10-DEC-2007 02:29:12	Bright	32.000	49	1Alp UMi	1.9900	6300.0	64	30203	No
36	GOM_NL__2PRFIN20071210_023356_000000362064_00089_30203_7650.N1	10-DEC-2007 02:33:56	Bright	36.000	60	7Bet UMi	2.0810	3950.0	72	30203	No
37	GOM_NL__2PRFIN20071210_023850_000000402064_00089_30203_7651.N1	10-DEC-2007 02:38:50	Bright	40.000	32	77Eps UMa	1.7630	11000.	80	30203	No
38	GOM_NL__2PRFIN20071210_024111_000000392064_00089_30203_7652.N1	10-DEC-2007 02:41:11	Bright	38.500	39	85Eta UMa	1.8540	24000.	77	30203	No
39	GOM_NL__2PRFIN20071210_024419_000000402064_00089_30203_7653.N1	10-DEC-2007 02:44:19	Bright	40.000	180	27Gam Boo	3.0400	8000.0	80	30203	No
40	GOM_NL__2PRFIN20071210_024725_000000362064_00089_30203_7654.N1	10-DEC-2007 02:47:25	Bright	36.000	83		2.3780	11000.	72	30203	No
41	GOM_NL__2PRFIN20071210_025034_000000372064_00089_30203_7655.N1	10-DEC-2007 02:50:34	Bright	37.000	111	8Eta Boo	2.6800	6000.0	74	30203	No
42	GOM_NL__2PRFIN20071210_025958_000000492064_00089_30203_7656.N1	10-DEC-2007 02:59:58	Bright	49.000	15	67Alp Vir	0.97600	28000.	98	30203	No

43	GOM_NL__2PRFIN20071210_030325_000000452064_00089_30203_7657.N1	10-DEC-2007 03:03:25	Twilight	45.000	169	46Gam Hya	2.9910	4700.0	90	30203	No
44	GOM_NL__2PRFIN20071210_030527_000000502064_00089_30203_7658.N1	10-DEC-2007 03:05:27	Dark	49.500	106	9Bet Crv	2.6480	5600.0	99	30203	No
45	GOM_NL__2PRFIN20071210_031054_000000382064_00089_30203_7659.N1	10-DEC-2007 03:10:54	Dark	38.000	64	Gam Cen	2.2000	10600.	76	30203	No
46	GOM_NL__2PRFIN20071210_031225_000000422064_00089_30203_7660.N1	10-DEC-2007 03:12:25	Dark	41.500	99	Del Cen	2.5750	26000.	83	30203	No
47	GOM_NL__2PRFIN20071210_031556_000000452064_00090_30204_7608.N1	10-DEC-2007 03:15:56	Dark	45.000	113	Mu Vel	2.6920	5000.0	90	30204	No
48	GOM_NL__2PRFIN20071210_031856_000000382064_00090_30204_7609.N1	10-DEC-2007 03:18:56	Dark	37.500	159	Ups Car	2.9200	7200.0	75	30204	No
49	GOM_NL__2PRFIN20071210_032435_000000492064_00090_30204_7610.N1	10-DEC-2007 03:24:35	Dark	48.500	34	Gam2Vel	1.7930	23000.	97	30204	No
50	GOM_NL__2PRFIN20071210_032713_000000492064_00090_30204_7611.N1	10-DEC-2007 03:27:13	Dark	48.500	2	Alp Car	-0.73600	7000.0	97	30204	No
51	GOM_NL__2PRFIN20071210_033325_000000442064_00090_30204_7612.N1	10-DEC-2007 03:33:25	Straylight	43.500	108	Alp Col	2.6520	15200.	87	30204	No
52	GOM_NL__2PRFIN20071210_033839_000000472064_00090_30204_7613.N1	10-DEC-2007 03:38:39	Straylight	47.000	101	11Alp Lep	2.5820	7000.0	94	30204	No
53	GOM_NL__2PRFIN20071210_034154_000000512064_00090_30204_7614.N1	10-DEC-2007 03:41:54	Straylight	51.000	7	19Bet Ori	0.10000	14000.	102	30204	No
54	GOM_NL__2PRFIN20071210_034927_000000492064_00090_30204_7615.N1	10-DEC-2007 03:49:27	Tw_and_stray	49.000	13	87Alp Tau	0.86700	3800.0	98	30204	No
55	GOM_NL__2PRFIN20071210_035125_000000462064_00090_30204_7616.N1	10-DEC-2007 03:51:25	Bright	46.000	146	25Eta Tau	2.8730	15200.	92	30204	No
56	GOM_NL__2PRFIN20071210_035339_000000372064_00090_30204_7617.N1	10-DEC-2007 03:53:39	Bright	37.000	150	44Zet Per	2.8900	28000.	74	30204	No
57	GOM_NL__2PRFIN20071210_035600_000000372064_00090_30204_7618.N1	10-DEC-2007 03:56:00	Bright	36.500	149	45Eps Per	2.8880	30000.	73	30204	No
58	GOM_NL__2PRFIN20071210_035808_000000362064_00090_30204_7619.N1	10-DEC-2007 03:58:08	Bright	36.000	175	39Del Per	3.0100	19400.	72	30204	No
59	GOM_NL__2PRFIN20071210_040948_000000342064_00090_30204_7620.N1	10-DEC-2007 04:09:48	Bright	33.500	49	1Alp UMi	1.9900	6300.0	67	30204	No
60	GOM_NL__2PRFIN20071210_041432_000000332064_00090_30204_7621.N1	10-DEC-2007 04:14:32	Bright	33.000	60	7Bet UMi	2.0810	3950.0	66	30204	No
61	GOM_NL__2PRFIN20071210_041926_000000422064_00090_30204_7622.N1	10-DEC-2007 04:19:26	Bright	42.000	32	77Eps UMa	1.7630	11000.	84	30204	No
62	GOM_NL__2PRFIN20071210_042147_000000392064_00090_30204_7623.N1	10-DEC-2007 04:21:47	Bright	39.000	39	85Eta UMa	1.8540	24000.	78	30204	No
63	GOM_NL__2PRFIN20071210_042455_000000342064_00090_30204_7624.N1	10-DEC-2007 04:24:55	Bright	34.000	180	27Gam Boo	3.0400	8000.0	68	30204	No
64	GOM_NL__2PRFIN20071210_042802_000000352064_00090_30204_7625.N1	10-DEC-2007 04:28:02	Bright	35.000	83		2.3780	11000.	70	30204	No
65	GOM_NL__2PRFIN20071210_043110_000000382064_00090_30204_7626.N1	10-DEC-2007 04:31:10	Bright	37.500	111	8Eta Boo	2.6800	6000.0	75	30204	No
66	GOM_NL__2PRFIN20071210_044034_000000482064_00090_30204_7627.N1	10-DEC-2007 04:40:34	Bright	48.000	15	67Alp Vir	0.97600	28000.	96	30204	No
67	GOM_NL__2PRFIN20071210_044402_000000442064_00090_30204_7628.N1	10-DEC-2007 04:44:02	Twilight	43.500	169	46Gam Hya	2.9910	4700.0	87	30204	No
68	GOM_NL__2PRFIN20071210_044604_000000522064_00090_30204_7629.N1	10-DEC-2007 04:46:04	Dark	51.500	106	9Bet Crv	2.6480	5600.0	103	30204	No
69	GOM_NL__2PRFIN20071210_045130_000000432064_00090_30204_7630.N1	10-DEC-2007 04:51:30	Dark	42.500	64	Gam Cen	2.2000	10600.	85	30204	No
70	GOM_NL__2PRFIN20071210_045330_000000542064_00091_30205_7617.N1	10-DEC-2007 04:53:30	Dark	54.000	26	Gam Cru	1.6240	2900.0	108	30205	No
71	GOM_NL__2PRFIN20071210_045633_000000462064_00091_30205_7618.N1	10-DEC-2007 04:56:33	Dark	45.500	113	Mu Vel	2.6920	5000.0	91	30205	No
72	GOM_NL__2PRFIN20071210_045932_000000382064_00091_30205_7619.N1	10-DEC-2007 04:59:32	Dark	37.500	159	Ups Car	2.9200	7200.0	75	30205	No
73	GOM_NL__2PRFIN20071210_050512_000000462064_00091_30205_7620.N1	10-DEC-2007 05:05:12	Dark	46.000	34	Gam2Vel	1.7930	23000.	92	30205	No
74	GOM_NL__2PRFIN20071210_050749_000000502064_00091_30205_7621.N1	10-DEC-2007 05:07:49	Dark	50.000	2	Alp Car	-0.73600	7000.0	100	30205	No
75	GOM_NL__2PRFIN20071210_051401_000000432064_00091_30205_7622.N1	10-DEC-2007 05:14:01	Dark	42.500	108	Alp Col	2.6520	15200.	85	30205	No
76	GOM_NL__2PRFIN20071210_051915_000000492064_00091_30205_7623.N1	10-DEC-2007 05:19:15	Straylight	49.000	101	11Alp Lep	2.5820	7000.0	98	30205	No
77	GOM_NL__2PRFIN20071210_052230_000000522064_00091_30205_7624.N1	10-DEC-2007 05:22:30	Straylight	51.500	7	19Bet Ori	0.10000	14000.	103	30205	No
78	GOM_NL__2PRFIN20071210_053003_000000512064_00091_30205_7625.N1	10-DEC-2007 05:30:03	Tw_and_stray	51.000	13	87Alp Tau	0.86700	3800.0	102	30205	No
79	GOM_NL__2PRFIN20071210_053201_000000362064_00091_30205_7626.N1	10-DEC-2007 05:32:01	Bright	36.000	146	25Eta Tau	2.8730	15200.	72	30205	No
80	GOM_NL__2PRFIN20071210_053415_000000362064_00091_30205_7627.N1	10-DEC-2007 05:34:15	Bright	35.500	150	44Zet Per	2.8900	28000.	71	30205	No
81	GOM_NL__2PRFIN20071210_053636_000000352064_00091_30205_7628.N1	10-DEC-2007 05:36:36	Bright	35.000	149	45Eps Per	2.8880	30000.	70	30205	No
82	GOM_NL__2PRFIN20071210_053844_000000342064_00091_30205_7629.N1	10-DEC-2007 05:38:44	Bright	34.000	175	39Del Per	3.0100	19400.	68	30205	No
83	GOM_NL__2PRFIN20071210_055024_000000352064_00091_30205_7630.N1	10-DEC-2007 05:50:24	Bright	34.500	49	1Alp UMi	1.9900	6300.0	69	30205	No
84	GOM_NL__2PRFIN20071210_055508_000000392064_00091_30205_7631.N1	10-DEC-2007 05:55:08	Bright	38.500	60	7Bet UMi	2.0810	3950.0	77	30205	No
85	GOM_NL__2PRFIN20071210_060002_000000422064_00091_30205_7632.N1	10-DEC-2007 06:00:02	Bright	42.000	32	77Eps UMa	1.7630	11000.	84	30205	No
86	GOM_NL__2PRFIN20071210_060223_000000522064_00091_30205_7633.N1	10-DEC-2007 06:02:23	Bright	51.500	39	85Eta UMa	1.8540	24000.	103	30205	No
87	GOM_NL__2PRFIN20071210_060531_000000382064_00091_30205_7634.N1	10-DEC-2007 06:05:31	Bright	37.500	180	27Gam Boo	3.0400	8000.0	75	30205	No
88	GOM_NL__2PRFIN20071210_060838_000000342064_00091_30205_7635.N1	10-DEC-2007 06:08:38	Bright	34.000	83		2.3780	11000.	68	30205	No
89	GOM_NL__2PRFIN20071210_061147_000000372064_00091_30205_7636.N1	10-DEC-2007 06:11:47	Bright	36.500	111	8Eta Boo	2.6800	6000.0	73	30205	No
90	GOM_NL__2PRFIN20071210_062111_000000502064_00091_30205_7637.N1	10-DEC-2007 06:21:11	Bright	50.000	15	67Alp Vir	0.97600	28000.	100	30205	No
91	GOM_NL__2PRFIN20071210_062439_000000422064_00091_30205_7638.N1	10-DEC-2007 06:24:39	Twilight	41.500	169	46Gam Hya	2.9910	4700.0	83	30205	No
92	GOM_NL__2PRFIN20071210_062641_000000492064_00091_30205_7639.N1	10-DEC-2007 06:26:41	Dark	48.500	106	9Bet Crv	2.6480	5600.0	97	30205	No
93	GOM_NL__2PRFIN20071210_063207_000000422064_00091_30205_7640.N1	10-DEC-2007 06:32:07	Dark	42.000	64	Gam Cen	2.2000	10600.	84	30205	No
94	GOM_NL__2PRFIN20071210_063406_000000452064_00092_30206_7652.N1	10-DEC-2007 06:34:06	Dark	45.000	26	Gam Cru	1.6240	2900.0	90	30206	No
95	GOM_NL__2PRFIN20071210_063710_000000442064_00092_30206_7653.N1	10-DEC-2007 06:37:10	Dark	43.500	113	Mu Vel	2.6920	5000.0	87	30206	No
96	GOM_NL__2PRFIN20071210_064009_000000402064_00092_30206_7654.N1	10-DEC-2007 06:40:09	Dark	39.500	159	Ups Car	2.9200	7200.0	79	30206	No
97	GOM_NL__2PRFIN20071210_064549_000000462064_00092_30206_7655.N1	10-DEC-2007 06:45:49	Dark	46.000	34	Gam2Vel	1.7930	23000.	92	30206	No
98	GOM_NL__2PRFIN20071210_064826_000000492064_00092_30206_7656.N1	10-DEC-2007 06:48:26	Dark	49.000	2	Alp Car	-0.73600	7000.0	98	30206	No
99	GOM_NL__2PRFIN20071210_065437_000000422064_00092_30206_7657.N1	10-DEC-2007 06:54:37	Dark	42.000	108	Alp Col	2.6520	15200.	84	30206	No
100	GOM_NL__2PRFIN20071210_065952_000000502064_00092_30206_7658.N1	10-DEC-2007 06:59:52	Straylight	49.500	101	11Alp Lep	2.5820	7000.0	99	30206	No
101	GOM_NL__2PRFIN20071210_070306_000000512064_00092_30206_7659.N1	10-DEC-2007 07:03:06	Straylight	51.000	7	19Bet Ori	0.10000	14000.	102	30206	No

102	GOM_NL__2PRFIN20071210_071039_000000572064_00092_30206_7660.N1	10-DEC-2007 07:10:39	Twilight	57.000	13	87Alp Tau	0.86700	3800.0	114	30206	No
103	GOM_NL__2PRFIN20071210_071237_000000372064_00092_30206_7661.N1	10-DEC-2007 07:12:37	Bright	37.000	146	25Eta Tau	2.8730	15200.	74	30206	No
104	GOM_NL__2PRFIN20071210_071451_000000372064_00092_30206_7662.N1	10-DEC-2007 07:14:51	Bright	36.500	150	44Zet Per	2.8900	28000.	73	30206	No
105	GOM_NL__2PRFIN20071210_071712_000000362064_00092_30206_7663.N1	10-DEC-2007 07:17:12	Bright	36.000	149	45Eps Per	2.8880	30000.	72	30206	No
106	GOM_NL__2PRFIN20071210_071920_000000352064_00092_30206_7664.N1	10-DEC-2007 07:19:20	Bright	34.500	175	39Del Per	3.0100	19400.	69	30206	No
107	GOM_NL__2PRFIN20071210_073100_000000362064_00092_30206_7665.N1	10-DEC-2007 07:31:00	Bright	35.500	49	1Alp UMi	1.9900	6300.0	71	30206	No
108	GOM_NL__2PRFIN20071210_073544_000000342064_00092_30206_7666.N1	10-DEC-2007 07:35:44	Bright	33.500	60	7Bet UMi	2.0810	3950.0	67	30206	No
109	GOM_NL__2PRFIN20071210_074038_000000412064_00092_30206_7667.N1	10-DEC-2007 07:40:38	Bright	41.000	32	77Eps UMa	1.7630	11000.	82	30206	No
110	GOM_NL__2PRFIN20071210_074259_000000382064_00092_30206_7668.N1	10-DEC-2007 07:42:59	Bright	37.500	39	85Eta UMa	1.8540	24000.	75	30206	No
111	GOM_NL__2PRFIN20071210_074607_000000342064_00092_30206_7669.N1	10-DEC-2007 07:46:07	Bright	34.000	180	27Gam Boo	3.0400	8000.0	68	30206	No
112	GOM_NL__2PRFIN20071210_074914_000000362064_00092_30206_7670.N1	10-DEC-2007 07:49:14	Bright	35.500	83		2.3780	11000.	71	30206	No
113	GOM_NL__2PRFIN20071210_075223_000000382064_00092_30206_7671.N1	10-DEC-2007 07:52:23	Bright	37.500	111	8Eta Boo	2.6800	6000.0	75	30206	No
114	GOM_NL__2PRFIN20071210_080147_000000482064_00092_30206_7672.N1	10-DEC-2007 08:01:47	Bright	48.000	15	67Alp Vir	0.97600	28000.	96	30206	No
115	GOM_NL__2PRFIN20071210_080515_000000432064_00092_30206_7673.N1	10-DEC-2007 08:05:15	Twilight	42.500	169	46Gam Hya	2.9910	4700.0	85	30206	No
116	GOM_NL__2PRFIN20071210_080718_000000502064_00092_30206_7674.N1	10-DEC-2007 08:07:18	Dark	50.000	106	9Bet Crv	2.6480	5600.0	100	30206	No
117	GOM_NL__2PRFIN20071210_081243_000000402064_00092_30206_7675.N1	10-DEC-2007 08:12:43	Dark	40.000	64	Gam Cen	2.2000	10600.	80	30206	No
118	GOM_NL__2PRFIN20071210_081443_000000432064_00093_30207_7684.N1	10-DEC-2007 08:14:43	Dark	42.500	26	Gam Cru	1.6240	2900.0	85	30207	No
119	GOM_NL__2PRFIN20071210_081746_000000442064_00093_30207_7685.N1	10-DEC-2007 08:17:46	Dark	44.000	113	Mu Vel	2.6920	5000.0	88	30207	No
120	GOM_NL__2PRFIN20071210_082045_000000382064_00093_30207_7686.N1	10-DEC-2007 08:20:45	Dark	38.000	159	Ups Car	2.9200	7200.0	76	30207	No
121	GOM_NL__2PRFIN20071210_082625_000000522064_00093_30207_7687.N1	10-DEC-2007 08:26:25	Dark	51.500	34	Gam2Vel	1.7930	23000.	103	30207	No
122	GOM_NL__2PRFIN20071210_082902_000000462064_00093_30207_7688.N1	10-DEC-2007 08:29:02	Dark	46.000	2	Alp Car	-0.73600	7000.0	92	30207	No
123	GOM_NL__2PRFIN20071210_083514_000000442064_00093_30207_7689.N1	10-DEC-2007 08:35:14	Straylight	43.500	108	Alp Col	2.6520	15200.	87	30207	No
124	GOM_NL__2PRFIN20071210_084028_000000482064_00093_30207_7690.N1	10-DEC-2007 08:40:28	Straylight	48.000	101	11Alp Lep	2.5820	7000.0	96	30207	No
125	GOM_NL__2PRFIN20071210_084342_000000532064_00093_30207_7691.N1	10-DEC-2007 08:43:42	Straylight	53.000	7	19Bet Ori	0.10000	14000.	106	30207	No
126	GOM_NL__2PRFIN20071210_085115_000000522064_00093_30207_7692.N1	10-DEC-2007 08:51:15	Twilight	51.500	13	87Alp Tau	0.86700	3800.0	103	30207	No
127	GOM_NL__2PRFIN20071210_085313_000000362064_00093_30207_7693.N1	10-DEC-2007 08:53:13	Bright	36.000	146	25Eta Tau	2.8730	15200.	72	30207	No
128	GOM_NL__2PRFIN20071210_085527_000000362064_00093_30207_7694.N1	10-DEC-2007 08:55:27	Bright	35.500	150	44Zet Per	2.8900	28000.	71	30207	No
129	GOM_NL__2PRFIN20071210_085748_000000362064_00093_30207_7695.N1	10-DEC-2007 08:57:48	Bright	35.500	149	45Eps Per	2.8880	30000.	71	30207	No
130	GOM_NL__2PRFIN20071210_085956_000000352064_00093_30207_7696.N1	10-DEC-2007 08:59:56	Bright	35.000	175	39Del Per	3.0100	19400.	70	30207	No
131	GOM_NL__2PRFIN20071210_091136_000000372064_00093_30207_7697.N1	10-DEC-2007 09:11:36	Bright	36.500	49	1Alp UMi	1.9900	6300.0	73	30207	No
132	GOM_NL__2PRFIN20071210_091620_000000372064_00093_30207_7698.N1	10-DEC-2007 09:16:20	Bright	36.500	60	7Bet UMi	2.0810	3950.0	73	30207	No
133	GOM_NL__2PRFIN20071210_092113_000000402064_00093_30207_7699.N1	10-DEC-2007 09:21:13	Bright	40.000	32	77Eps UMa	1.7630	11000.	80	30207	No
134	GOM_NL__2PRFIN20071210_092335_000000382064_00093_30207_7700.N1	10-DEC-2007 09:23:35	Bright	37.500	39	85Eta UMa	1.8540	24000.	75	30207	No
135	GOM_NL__2PRFIN20071210_092643_000000342064_00093_30207_7701.N1	10-DEC-2007 09:26:43	Bright	34.000	180	27Gam Boo	3.0400	8000.0	68	30207	No
136	GOM_NL__2PRFIN20071210_092950_000000342064_00093_30207_7702.N1	10-DEC-2007 09:29:50	Bright	34.000	83		2.3780	11000.	68	30207	No
137	GOM_NL__2PRFIN20071210_093259_000000382064_00093_30207_7703.N1	10-DEC-2007 09:32:59	Bright	37.500	111	8Eta Boo	2.6800	6000.0	75	30207	No
138	GOM_NL__2PRFIN20071210_094224_000000442064_00093_30207_7704.N1	10-DEC-2007 09:42:24	Bright	43.500	15	67Alp Vir	0.97600	28000.	87	30207	No
139	GOM_NL__2PRFIN20071210_094552_000000432064_00093_30207_7705.N1	10-DEC-2007 09:45:52	Twilight	43.000	169	46Gam Hya	2.9910	4700.0	86	30207	No
140	GOM_NL__2PRFIN20071210_094755_000000482064_00093_30207_7706.N1	10-DEC-2007 09:47:55	Dark	47.500	106	9Bet Crv	2.6480	5600.0	95	30207	No
141	GOM_NL__2PRFIN20071210_095320_000000402064_00093_30207_7707.N1	10-DEC-2007 09:53:20	Dark	40.000	64	Gam Cen	2.2000	10600.	80	30207	No
142	GOM_NL__2PRFIN20071210_095519_000000422064_00094_30208_7700.N1	10-DEC-2007 09:55:19	Dark	42.000	26	Gam Cru	1.6240	2900.0	84	30208	No
143	GOM_NL__2PRFIN20071210_095823_000000452064_00094_30208_7701.N1	10-DEC-2007 09:58:23	Dark	44.500	113	Mu Vel	2.6920	5000.0	89	30208	No
144	GOM_NL__2PRFIN20071210_100122_000000382064_00094_30208_7702.N1	10-DEC-2007 10:01:22	Dark	38.000	159	Ups Car	2.9200	7200.0	76	30208	No
145	GOM_NL__2PRFIN20071210_100702_000000492064_00094_30208_7703.N1	10-DEC-2007 10:07:02	Dark	49.000	34	Gam2Vel	1.7930	23000.	98	30208	No
146	GOM_NL__2PRFIN20071210_100939_000000472064_00094_30208_7704.N1	10-DEC-2007 10:09:39	Dark	47.000	2	Alp Car	-0.73600	7000.0	94	30208	No
147	GOM_NL__2PRFIN20071210_101550_000000422064_00094_30208_7705.N1	10-DEC-2007 10:15:50	Straylight	42.000	108	Alp Col	2.6520	15200.	84	30208	No
148	GOM_NL__2PRFIN20071210_102104_000000482064_00094_30208_7706.N1	10-DEC-2007 10:21:04	Straylight	48.000	101	11Alp Lep	2.5820	7000.0	96	30208	No
149	GOM_NL__2PRFIN20071210_102418_000000522064_00094_30208_7707.N1	10-DEC-2007 10:24:18	Straylight	51.500	7	19Bet Ori	0.10000	14000.	103	30208	No
150	GOM_NL__2PRFIN20071210_103151_000000572064_00094_30208_7708.N1	10-DEC-2007 10:31:51	Twilight	57.000	13	87Alp Tau	0.86700	3800.0	114	30208	No
151	GOM_NL__2PRFIN20071210_103349_000000362064_00094_30208_7709.N1	10-DEC-2007 10:33:49	Bright	35.500	146	25Eta Tau	2.8730	15200.	71	30208	No
152	GOM_NL__2PRFIN20071210_103603_000000362064_00094_30208_7710.N1	10-DEC-2007 10:36:03	Bright	36.000	150	44Zet Per	2.8900	28000.	72	30208	No
153	GOM_NL__2PRFIN20071210_103823_000000342064_00094_30208_7711.N1	10-DEC-2007 10:38:23	Bright	34.000	149	45Eps Per	2.8880	30000.	68	30208	No
154	GOM_NL__2PRFIN20071210_104032_000000362064_00094_30208_7712.N1	10-DEC-2007 10:40:32	Bright	35.500	175	39Del Per	3.0100	19400.	71	30208	No
155	GOM_NL__2PRFIN20071210_105212_000000362064_00094_30208_7713.N1	10-DEC-2007 10:52:12	Bright	35.500	49	1Alp UMi	1.9900	6300.0	71	30208	No
156	GOM_NL__2PRFIN20071210_105656_000000382064_00094_30208_7714.N1	10-DEC-2007 10:56:56	Bright	37.500	60	7Bet UMi	2.0810	3950.0	75	30208	No
157	GOM_NL__2PRFIN20071210_110149_000000432064_00094_30208_7715.N1	10-DEC-2007 11:01:49	Bright	43.000	32	77Eps UMa	1.7630	11000.	86	30208	No
158	GOM_NL__2PRFIN20071210_110411_000000402064_00094_30208_7716.N1	10-DEC-2007 11:04:11	Bright	39.500	39	85Eta UMa	1.8540	24000.	79	30208	No
159	GOM_NL__2PRFIN20071210_110720_000000352064_00094_30208_7717.N1	10-DEC-2007 11:07:20	Bright	34.500	180	27Gam Boo	3.0400	8000.0	69	30208	No
160	GOM_NL__2PRFIN20071210_111026_000000352064_00094_30208_7718.N1	10-DEC-2007 11:10:26	Bright	35.000	83		2.3780	11000.	70	30208	No

161	GOM_NL__2PRFIN20071210_111335_000000382064_00094_30208_7719.N1	10-DEC-2007 11:13:35	Bright	38.000	111	8Eta Boo	2.6800	6000.0	76	30208	No
162	GOM_NL__2PRFIN20071210_112300_000000452064_00094_30208_7720.N1	10-DEC-2007 11:23:00	Bright	45.000	15	67Alp Vir	0.97600	28000.	90	30208	No
163	GOM_NL__2PRFIN20071210_112628_000000432064_00094_30208_7721.N1	10-DEC-2007 11:26:28	Twilight	42.500	169	46Gam Hya	2.9910	4700.0	85	30208	No
164	GOM_NL__2PRFIN20071210_112832_000000512064_00094_30208_7722.N1	10-DEC-2007 11:28:32	Dark	50.500	106	9Bet Crv	2.6480	5600.0	101	30208	No
165	GOM_NL__2PRFIN20071210_113356_000000402064_00094_30208_7723.N1	10-DEC-2007 11:33:56	Dark	39.500	64	Gam Cen	2.2000	10600.	79	30208	No
166	GOM_NL__2PRFIN20071210_113555_000000542064_00095_30209_7725.N1	10-DEC-2007 11:35:55	Dark	54.000	26	Gam Cru	1.6240	2900.0	108	30209	No
167	GOM_NL__2PRFIN20071210_113900_000000492064_00095_30209_7726.N1	10-DEC-2007 11:39:00	Dark	49.000	113	Mu Vel	2.6920	5000.0	98	30209	No
168	GOM_NL__2PRFIN20071210_114158_000000392064_00095_30209_7727.N1	10-DEC-2007 11:41:58	Dark	39.000	159	Ups Car	2.9200	7200.0	78	30209	No
169	GOM_NL__2PRFIN20071210_114739_000000542064_00095_30209_7728.N1	10-DEC-2007 11:47:39	Dark	53.500	34	Gam2Vel	1.7930	23000.	107	30209	No
170	GOM_NL__2PRFIN20071210_115015_000000502064_00095_30209_7729.N1	10-DEC-2007 11:50:15	Dark	50.000	2	Alp Car	-0.73600	7000.0	100	30209	No
171	GOM_NL__2PRFIN20071210_115626_000000432064_00095_30209_7730.N1	10-DEC-2007 11:56:26	Straylight	42.500	108	Alp Col	2.6520	15200.	85	30209	No
172	GOM_NL__2PRFIN20071210_120140_000000482064_00095_30209_7731.N1	10-DEC-2007 12:01:40	Straylight	48.000	101	11Alp Lep	2.5820	7000.0	96	30209	No
173	GOM_NL__2PRFIN20071210_120454_000000512064_00095_30209_7732.N1	10-DEC-2007 12:04:54	Straylight	50.500	7	19Bet Ori	0.10000	14000.	101	30209	No
174	GOM_NL__2PRFIN20071210_121226_000000552064_00095_30209_7733.N1	10-DEC-2007 12:12:26	Tw_and_stray	55.000	13	87Alp Tau	0.86700	3800.0	110	30209	No
175	GOM_NL__2PRFIN20071210_121424_000000362064_00095_30209_7734.N1	10-DEC-2007 12:14:24	Bright	35.500	146	25Eta Tau	2.8730	15200.	71	30209	No
176	GOM_NL__2PRFIN20071210_121639_000000362064_00095_30209_7735.N1	10-DEC-2007 12:16:39	Bright	35.500	150	44Zet Per	2.8900	28000.	71	30209	No
177	GOM_NL__2PRFIN20071210_121859_000000362064_00095_30209_7736.N1	10-DEC-2007 12:18:59	Bright	35.500	149	45Eps Per	2.8880	30000.	71	30209	No
178	GOM_NL__2PRFIN20071210_122108_000000352064_00095_30209_7737.N1	10-DEC-2007 12:21:08	Bright	34.500	175	39Del Per	3.0100	19400.	69	30209	No
179	GOM_NL__2PRFIN20071210_123248_000000352064_00095_30209_7738.N1	10-DEC-2007 12:32:48	Bright	35.000	49	1Alp UMi	1.9900	6300.0	70	30209	No
180	GOM_NL__2PRFIN20071210_123732_000000332064_00095_30209_7739.N1	10-DEC-2007 12:37:32	Bright	32.500	60	7Bet UMi	2.0810	3950.0	65	30209	No
181	GOM_NL__2PRFIN20071210_124225_000000412064_00095_30209_7740.N1	10-DEC-2007 12:42:25	Bright	40.500	32	77Eps UMa	1.7630	11000.	81	30209	No
182	GOM_NL__2PRFIN20071210_124447_000000382064_00095_30209_7741.N1	10-DEC-2007 12:44:47	Bright	38.000	39	85Eta UMa	1.8540	24000.	76	30209	No
183	GOM_NL__2PRFIN20071210_124755_000000372064_00095_30209_7742.N1	10-DEC-2007 12:47:55	Bright	36.500	180	27Gam Boo	3.0400	8000.0	73	30209	No
184	GOM_NL__2PRFIN20071210_125102_000000352064_00095_30209_7743.N1	10-DEC-2007 12:51:02	Bright	34.500	83		2.3780	11000.	69	30209	No
185	GOM_NL__2PRFIN20071210_125412_000000392064_00095_30209_7744.N1	10-DEC-2007 12:54:12	Bright	39.000	111	8Eta Boo	2.6800	6000.0	78	30209	No
186	GOM_NL__2PRFIN20071210_130337_000000462064_00095_30209_7745.N1	10-DEC-2007 13:03:37	Bright	45.500	15	67Alp Vir	0.97600	28000.	91	30209	No
187	GOM_NL__2PRFIN20071210_130705_000000422064_00095_30209_7746.N1	10-DEC-2007 13:07:05	Twilight	42.000	169	46Gam Hya	2.9910	4700.0	84	30209	No
188	GOM_NL__2PRFIN20071210_130908_000000482064_00095_30209_7747.N1	10-DEC-2007 13:09:08	Dark	47.500	106	9Bet Crv	2.6480	5600.0	95	30209	No
189	GOM_NL__2PRFIN20071210_131433_000000422064_00095_30209_7748.N1	10-DEC-2007 13:14:33	Dark	41.500	64	Gam Cen	2.2000	10600.	83	30209	No
190	GOM_NL__2PRFIN20071210_131632_000000422064_00096_30210_7735.N1	10-DEC-2007 13:16:32	Dark	42.000	26	Gam Cru	1.6240	2900.0	84	30210	No
191	GOM_NL__2PRFIN20071210_131937_000000452064_00096_30210_7736.N1	10-DEC-2007 13:19:37	Dark	44.500	113	Mu Vel	2.6920	5000.0	89	30210	No
192	GOM_NL__2PRFIN20071210_132234_000000382064_00096_30210_7737.N1	10-DEC-2007 13:22:34	Dark	37.500	159	Ups Car	2.9200	7200.0	75	30210	No
193	GOM_NL__2PRFIN20071210_132815_000000472064_00096_30210_7738.N1	10-DEC-2007 13:28:15	Dark	46.500	34	Gam2Vel	1.7930	23000.	93	30210	No
194	GOM_NL__2PRFIN20071210_133051_000000472064_00096_30210_7739.N1	10-DEC-2007 13:30:51	Dark	46.500	2	Alp Car	-0.73600	7000.0	93	30210	No
195	GOM_NL__2PRFIN20071210_133702_000000422064_00096_30210_7740.N1	10-DEC-2007 13:37:02	Straylight	41.500	108	Alp Col	2.6520	15200.	83	30210	No
196	GOM_NL__2PRFIN20071210_134216_000000472064_00096_30210_7741.N1	10-DEC-2007 13:42:16	Straylight	47.000	101	11Alp Lep	2.5820	7000.0	94	30210	No
197	GOM_NL__2PRFIN20071210_134530_000000522064_00096_30210_7742.N1	10-DEC-2007 13:45:30	Straylight	51.500	7	19Bet Ori	0.10000	14000.	103	30210	No
198	GOM_NL__2PRFIN20071210_135302_000000532064_00096_30210_7743.N1	10-DEC-2007 13:53:02	Tw_and_stray	52.500	13	87Alp Tau	0.86700	3800.0	105	30210	No
199	GOM_NL__2PRFIN20071210_135500_000000362064_00096_30210_7744.N1	10-DEC-2007 13:55:00	Bright	36.000	146	25Eta Tau	2.8730	15200.	72	30210	No
200	GOM_NL__2PRFIN20071210_135714_000000362064_00096_30210_7745.N1	10-DEC-2007 13:57:14	Bright	36.000	150	44Zet Per	2.8900	28000.	72	30210	No
201	GOM_NL__2PRFIN20071210_135935_000000362064_00096_30210_7746.N1	10-DEC-2007 13:59:35	Bright	35.500	149	45Eps Per	2.8880	30000.	71	30210	No
202	GOM_NL__2PRFIN20071210_140144_000000342064_00096_30210_7747.N1	10-DEC-2007 14:01:44	Bright	34.000	175	39Del Per	3.0100	19400.	68	30210	No
203	GOM_NL__2PRFIN20071210_141324_000000372064_00096_30210_7748.N1	10-DEC-2007 14:13:24	Bright	36.500	49	1Alp UMi	1.9900	6300.0	73	30210	No
204	GOM_NL__2PRFIN20071210_141808_000000372064_00096_30210_7749.N1	10-DEC-2007 14:18:08	Bright	36.500	60	7Bet UMi	2.0810	3950.0	73	30210	No
205	GOM_NL__2PRFIN20071210_142301_000000412064_00096_30210_7750.N1	10-DEC-2007 14:23:01	Bright	40.500	32	77Eps UMa	1.7630	11000.	81	30210	No
206	GOM_NL__2PRFIN20071210_142523_000000362064_00096_30210_7751.N1	10-DEC-2007 14:25:23	Bright	36.000	39	85Eta UMa	1.8540	24000.	72	30210	No
207	GOM_NL__2PRFIN20071210_142832_000000342064_00096_30210_7752.N1	10-DEC-2007 14:28:32	Bright	34.000	180	27Gam Boo	3.0400	8000.0	68	30210	No
208	GOM_NL__2PRFIN20071210_143138_000000362064_00096_30210_7753.N1	10-DEC-2007 14:31:38	Bright	36.000	83		2.3780	11000.	72	30210	No
209	GOM_NL__2PRFIN20071210_143448_000000382064_00096_30210_7754.N1	10-DEC-2007 14:34:48	Bright	37.500	111	8Eta Boo	2.6800	6000.0	75	30210	No
210	GOM_NL__2PRFIN20071210_144413_000000452064_00096_30210_7755.N1	10-DEC-2007 14:44:13	Bright	44.500	15	67Alp Vir	0.97600	28000.	89	30210	No
211	GOM_NL__2PRFIN20071210_144741_000000442064_00096_30210_7756.N1	10-DEC-2007 14:47:41	Twilight	44.000	169	46Gam Hya	2.9910	4700.0	88	30210	No
212	GOM_NL__2PRFIN20071210_144945_000000522064_00096_30210_7757.N1	10-DEC-2007 14:49:45	Dark	52.000	106	9Bet Crv	2.6480	5600.0	104	30210	No
213	GOM_NL__2PRFIN20071210_145509_000000402064_00096_30210_7758.N1	10-DEC-2007 14:55:09	Dark	39.500	64	Gam Cen	2.2000	10600.	79	30210	No
214	GOM_NL__2PRFIN20071210_145708_000000512064_00097_30211_7755.N1	10-DEC-2007 14:57:08	Dark	51.000	26	Gam Cru	1.6240	2900.0	102	30211	No
215	GOM_NL__2PRFIN20071210_150013_000000442064_00097_30211_7756.N1	10-DEC-2007 15:00:13	Dark	44.000	113	Mu Vel	2.6920	5000.0	88	30211	No
216	GOM_NL__2PRFIN20071210_150311_000000382064_00097_30211_7757.N1	10-DEC-2007 15:03:11	Dark	38.000	159	Ups Car	2.9200	7200.0	76	30211	No
217	GOM_NL__2PRFIN20071210_150852_000000532064_00097_30211_7758.N1	10-DEC-2007 15:08:52	Dark	53.000	34	Gam2Vel	1.7930	23000.	106	30211	No
218	GOM_NL__2PRFIN20071210_151128_000000492064_00097_30211_7759.N1	10-DEC-2007 15:11:28	Dark	48.500	2	Alp Car	-0.73600	7000.0	97	30211	No
219	GOM_NL__2PRFIN20071210_151738_000000442064_00097_30211_7760.N1	10-DEC-2007 15:17:38	Straylight	43.500	108	Alp Col	2.6520	15200.	87	30211	No

220	GOM_NL__2PRFIN20071210_152252_000000472064_00097_30211_7761.N1	10-DEC-2007 15:22:52	Straylight	46.500	101	11Alp Lep	2.5820	7000.0	93	30211	No
221	GOM_NL__2PRFIN20071210_152606_000000562064_00097_30211_7762.N1	10-DEC-2007 15:26:06	Straylight	56.000	7	19Bet Ori	0.10000	14000.	112	30211	No
222	GOM_NL__2PRFIN20071210_153338_000000572064_00097_30211_7763.N1	10-DEC-2007 15:33:38	Tw_i_and_stray	57.000	13	87Alp Tau	0.86700	3800.0	114	30211	No
223	GOM_NL__2PRFIN20071210_153536_000000362064_00097_30211_7764.N1	10-DEC-2007 15:35:36	Bright	36.000	146	25Eta Tau	2.8730	15200.	72	30211	No
224	GOM_NL__2PRFIN20071210_153750_000000372064_00097_30211_7765.N1	10-DEC-2007 15:37:50	Bright	36.500	150	44Zet Per	2.8900	28000.	73	30211	No
225	GOM_NL__2PRFIN20071210_154011_000000372064_00097_30211_7766.N1	10-DEC-2007 15:40:11	Bright	36.500	149	45Eps Per	2.8880	30000.	73	30211	No
226	GOM_NL__2PRFIN20071210_155400_000000362064_00097_30211_7767.N1	10-DEC-2007 15:54:00	Bright	35.500	49	1Alp UMi	1.9900	6300.0	71	30211	No
227	GOM_NL__2PRFIN20071210_155843_000000372064_00097_30211_7768.N1	10-DEC-2007 15:58:43	Bright	37.000	60	7Bet UMi	2.0810	3950.0	74	30211	No
228	GOM_NL__2PRFIN20071210_160336_000000472064_00097_30211_7769.N1	10-DEC-2007 16:03:36	Bright	47.000	32	77Eps UMa	1.7630	11000.	94	30211	No
229	GOM_NL__2PRFIN20071210_160559_000000392064_00097_30211_7770.N1	10-DEC-2007 16:05:59	Bright	38.500	39	85Eta UMa	1.8540	24000.	77	30211	No
230	GOM_NL__2PRFIN20071210_160907_000000352064_00097_30211_7771.N1	10-DEC-2007 16:09:07	Bright	34.500	180	27Gam Boo	3.0400	8000.0	69	30211	No
231	GOM_NL__2PRFIN20071210_161214_000000352064_00097_30211_7772.N1	10-DEC-2007 16:12:14	Bright	34.500	83		2.3780	11000.	69	30211	No
232	GOM_NL__2PRFIN20071210_161524_000000382064_00097_30211_7773.N1	10-DEC-2007 16:15:24	Bright	38.000	111	8Eta Boo	2.6800	6000.0	76	30211	No
233	GOM_NL__2PRFIN20071210_162450_000000492064_00097_30211_7774.N1	10-DEC-2007 16:24:50	Bright	48.500	15	67Alp Vir	0.97600	28000.	97	30211	No
234	GOM_NL__2PRFIN20071210_162818_000000412064_00097_30211_7775.N1	10-DEC-2007 16:28:18	Twilight	41.000	169	46Gam Hya	2.9910	4700.0	82	30211	No
235	GOM_NL__2PRFIN20071210_163022_000000482064_00097_30211_7776.N1	10-DEC-2007 16:30:22	Dark	48.000	106	9Bet Crv	2.6480	5600.0	96	30211	No
236	GOM_NL__2PRFIN20071210_163546_000000442064_00097_30211_7777.N1	10-DEC-2007 16:35:46	Dark	44.000	64	Gam Cen	2.2000	10600.	88	30211	No
237	GOM_NL__2PRFIN20071210_163745_000000492064_00098_30212_7768.N1	10-DEC-2007 16:37:45	Dark	49.000	26	Gam Cru	1.6240	2900.0	98	30212	No
238	GOM_NL__2PRFIN20071210_164050_000000442064_00098_30212_7769.N1	10-DEC-2007 16:40:50	Dark	44.000	113	Mu Vel	2.6920	5000.0	88	30212	No
239	GOM_NL__2PRFIN20071210_164347_000000382064_00098_30212_7770.N1	10-DEC-2007 16:43:47	Dark	38.000	159	Ups Car	2.9200	7200.0	76	30212	No
240	GOM_NL__2PRFIN20071210_164929_000000472064_00098_30212_7771.N1	10-DEC-2007 16:49:29	Dark	47.000	34	Gam2Vel	1.7930	23000.	94	30212	No
241	GOM_NL__2PRFIN20071210_165204_000000482064_00098_30212_7772.N1	10-DEC-2007 16:52:04	Dark	48.000	2	Alp Car	-0.73600	7000.0	96	30212	No
242	GOM_NL__2PRFIN20071210_165815_000000432064_00098_30212_7773.N1	10-DEC-2007 16:58:15	Straylight	42.500	108	Alp Col	2.6520	15200.	85	30212	No
243	GOM_NL__2PRFIN20071210_170328_000000452064_00098_30212_7774.N1	10-DEC-2007 17:03:28	Straylight	45.000	101	11Alp Lep	2.5820	7000.0	90	30212	No
244	GOM_NL__2PRFIN20071210_170642_000000542064_00098_30212_7775.N1	10-DEC-2007 17:06:42	Straylight	54.000	7	19Bet Ori	0.10000	14000.	108	30212	No
245	GOM_NL__2PRFIN20071210_171414_000000562064_00098_30212_7776.N1	10-DEC-2007 17:14:14	Tw_i_and_stray	56.000	13	87Alp Tau	0.86700	3800.0	112	30212	No
246	GOM_NL__2PRFIN20071210_171612_000000382064_00098_30212_7777.N1	10-DEC-2007 17:16:12	Bright	38.000	146	25Eta Tau	2.8730	15200.	76	30212	No
247	GOM_NL__2PRFIN20071210_171826_000000352064_00098_30212_7778.N1	10-DEC-2007 17:18:26	Bright	35.000	150	44Zet Per	2.8900	28000.	70	30212	No
248	GOM_NL__2PRFIN20071210_172047_000000362064_00098_30212_7779.N1	10-DEC-2007 17:20:47	Bright	35.500	149	45Eps Per	2.8880	30000.	71	30212	No
249	GOM_NL__2PRFIN20071210_172255_000000342064_00098_30212_7780.N1	10-DEC-2007 17:22:55	Bright	34.000	175	39Del Per	3.0100	19400.	68	30212	No
250	GOM_NL__2PRFIN20071210_173436_000000382064_00098_30212_7781.N1	10-DEC-2007 17:34:36	Bright	37.500	49	1Alp UMi	1.9900	6300.0	75	30212	No
251	GOM_NL__2PRFIN20071210_173919_000000382064_00098_30212_7782.N1	10-DEC-2007 17:39:19	Bright	38.000	60	7Bet UMi	2.0810	3950.0	76	30212	No
252	GOM_NL__2PRFIN20071210_174412_000000422064_00098_30212_7783.N1	10-DEC-2007 17:44:12	Bright	41.500	32	77Eps UMa	1.7630	11000.	83	30212	No
253	GOM_NL__2PRFIN20071210_174635_000000372064_00098_30212_7784.N1	10-DEC-2007 17:46:35	Bright	37.000	39	85Eta UMa	1.8540	24000.	74	30212	No
254	GOM_NL__2PRFIN20071210_174944_000000352064_00098_30212_7785.N1	10-DEC-2007 17:49:44	Bright	35.000	180	27Gam Boo	3.0400	8000.0	70	30212	No
255	GOM_NL__2PRFIN20071210_175250_000000342064_00098_30212_7786.N1	10-DEC-2007 17:52:50	Bright	34.000	83		2.3780	11000.	68	30212	No
256	GOM_NL__2PRFIN20071210_175600_000000372064_00098_30212_7787.N1	10-DEC-2007 17:56:00	Bright	36.500	111	8Eta Boo	2.6800	6000.0	73	30212	No
257	GOM_NL__2PRFIN20071210_180527_000000502064_00098_30212_7788.N1	10-DEC-2007 18:05:27	Bright	50.000	15	67Alp Vir	0.97600	28000.	100	30212	No
258	GOM_NL__2PRFIN20071210_180855_000000432064_00098_30212_7789.N1	10-DEC-2007 18:08:55	Twilight	42.500	169	46Gam Hya	2.9910	4700.0	85	30212	No
259	GOM_NL__2PRFIN20071210_181059_000000462064_00098_30212_7790.N1	10-DEC-2007 18:10:59	Dark	45.500	106	9Bet Crv	2.6480	5600.0	91	30212	No
260	GOM_NL__2PRFIN20071210_181622_000000402064_00098_30212_7791.N1	10-DEC-2007 18:16:22	Dark	39.500	64	Gam Cen	2.2000	10600.	79	30212	No
261	GOM_NL__2PRFIN20071210_181821_000000542064_00099_30213_7782.N1	10-DEC-2007 18:18:21	Dark	53.500	26	Gam Cru	1.6240	2900.0	107	30213	No
262	GOM_NL__2PRFIN20071210_182127_000000442064_00099_30213_7783.N1	10-DEC-2007 18:21:27	Dark	44.000	113	Mu Vel	2.6920	5000.0	88	30213	No
263	GOM_NL__2PRFIN20071210_182424_000000392064_00099_30213_7784.N1	10-DEC-2007 18:24:24	Dark	39.000	159	Ups Car	2.9200	7200.0	78	30213	No
264	GOM_NL__2PRFIN20071210_183006_000000512064_00099_30213_7785.N1	10-DEC-2007 18:30:06	Dark	51.000	34	Gam2Vel	1.7930	23000.	102	30213	No
265	GOM_NL__2PRFIN20071210_183241_000000562064_00099_30213_7786.N1	10-DEC-2007 18:32:41	Dark	55.500	2	Alp Car	-0.73600	7000.0	111	30213	No
266	GOM_NL__2PRFIN20071210_183851_000000432064_00099_30213_7787.N1	10-DEC-2007 18:38:51	Straylight	43.000	108	Alp Col	2.6520	15200.	86	30213	No
267	GOM_NL__2PRFIN20071210_184404_000000492064_00099_30213_7788.N1	10-DEC-2007 18:44:04	Straylight	49.000	101	11Alp Lep	2.5820	7000.0	98	30213	No
268	GOM_NL__2PRFIN20071210_184718_000000512064_00099_30213_7789.N1	10-DEC-2007 18:47:18	Straylight	50.500	7	19Bet Ori	0.10000	14000.	101	30213	No
269	GOM_NL__2PRFIN20071210_185449_000000542064_00099_30213_7790.N1	10-DEC-2007 18:54:49	Tw_i_and_stray	54.000	13	87Alp Tau	0.86700	3800.0	108	30213	No
270	GOM_NL__2PRFIN20071210_185648_000000362064_00099_30213_7791.N1	10-DEC-2007 18:56:48	Bright	36.000	146	25Eta Tau	2.8730	15200.	72	30213	No
271	GOM_NL__2PRFIN20071210_185902_000000362064_00099_30213_7792.N1	10-DEC-2007 18:59:02	Bright	36.000	150	44Zet Per	2.8900	28000.	72	30213	No
272	GOM_NL__2PRFIN20071210_190123_000000342064_00099_30213_7793.N1	10-DEC-2007 19:01:23	Bright	34.000	149	45Eps Per	2.8880	30000.	68	30213	No
273	GOM_NL__2PRFIN20071210_190331_000000342064_00099_30213_7794.N1	10-DEC-2007 19:03:31	Bright	33.500	175	39Del Per	3.0100	19400.	67	30213	No
274	GOM_NL__2PRFIN20071210_191512_000000372064_00099_30213_7795.N1	10-DEC-2007 19:15:12	Bright	36.500	49	1Alp UMi	1.9900	6300.0	73	30213	No
275	GOM_NL__2PRFIN20071210_191955_000000342064_00099_30213_7796.N1	10-DEC-2007 19:19:55	Bright	33.500	60	7Bet UMi	2.0810	3950.0	67	30213	No
276	GOM_NL__2PRFIN20071210_192448_000000392064_00099_30213_7797.N1	10-DEC-2007 19:24:48	Bright	39.000	32	77Eps UMa	1.7630	11000.	78	30213	No
277	GOM_NL__2PRFIN20071210_192711_000000382064_00099_30213_7798.N1	10-DEC-2007 19:27:11	Bright	37.500	39	85Eta UMa	1.8540	24000.	75	30213	No
278	GOM_NL__2PRFIN20071210_193020_000000362064_00099_30213_7799.N1	10-DEC-2007 19:30:20	Bright	35.500	180	27Gam Boo	3.0400	8000.0	71	30213	No

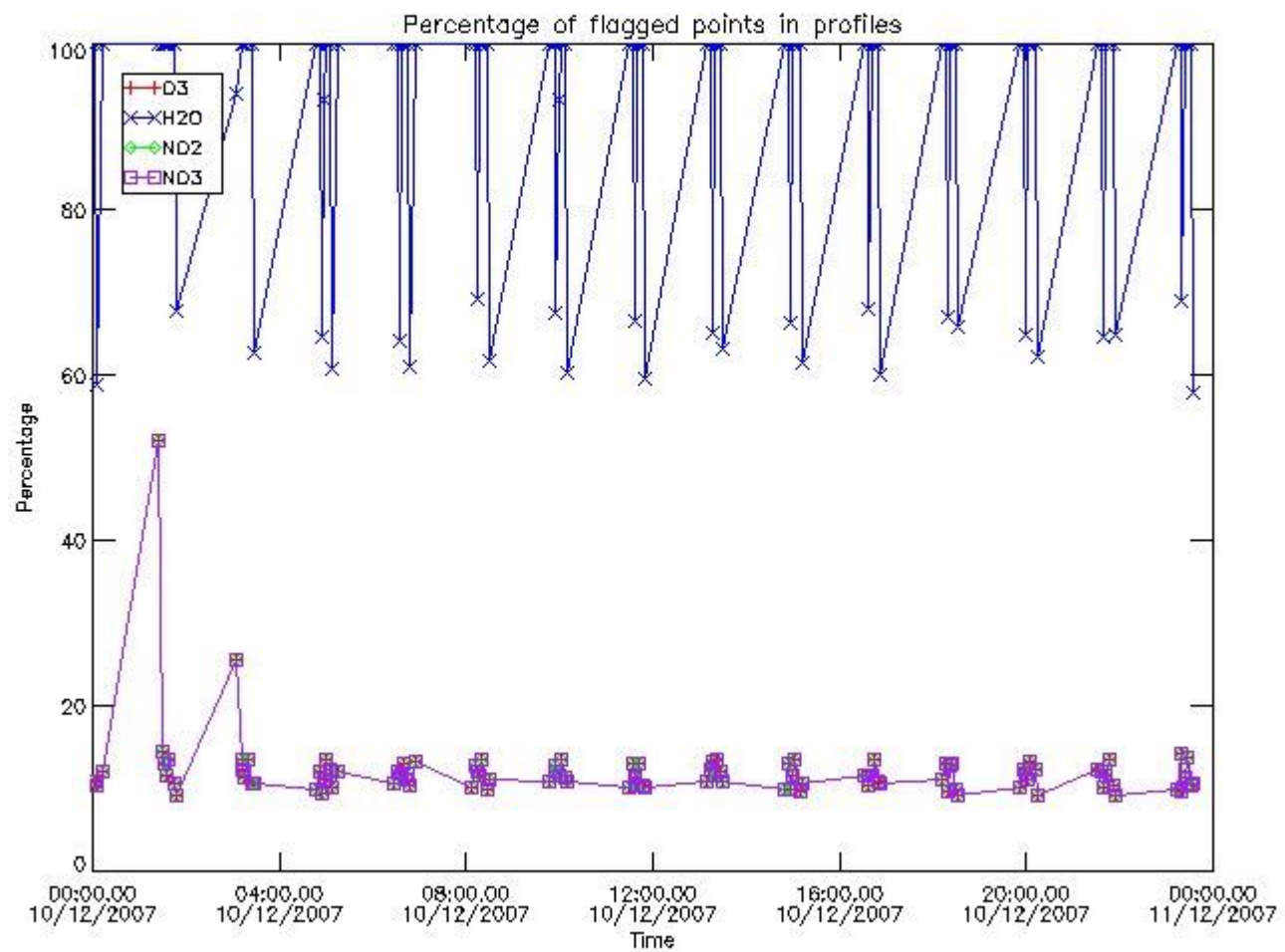
279	GOM_NL__2PRFIN20071210_193327_000000342064_00099_30213_7800.N1	10-DEC-2007 19:33:27	Bright	33.500	83		2.3780	11000.	67	30213	No
280	GOM_NL__2PRFIN20071210_193637_000000472064_00099_30213_7801.N1	10-DEC-2007 19:36:37	Bright	46.500	111	8Eta Boo	2.6800	6000.0	93	30213	No
281	GOM_NL__2PRFIN20071210_194603_000000482064_00099_30213_7802.N1	10-DEC-2007 19:46:03	Bright	48.000	15	67Alp Vir	0.97600	28000.	96	30213	No
282	GOM_NL__2PRFIN20071210_194931_000000432064_00099_30213_7803.N1	10-DEC-2007 19:49:31	Twilight	42.500	169	46Gam Hya	2.9910	4700.0	85	30213	No
283	GOM_NL__2PRFIN20071210_195136_000000502064_00099_30213_7804.N1	10-DEC-2007 19:51:36	Dark	50.000	106	9Bet Crv	2.6480	5600.0	100	30213	No
284	GOM_NL__2PRFIN20071210_195659_000000422064_00099_30213_7805.N1	10-DEC-2007 19:56:59	Dark	41.500	64	Gam Cen	2.2000	10600.	83	30213	No
285	GOM_NL__2PRFIN20071210_195858_000000432064_00100_30214_7795.N1	10-DEC-2007 19:58:58	Dark	43.000	26	Gam Cru	1.6240	2900.0	86	30214	No
286	GOM_NL__2PRFIN20071210_200204_000000462064_00100_30214_7796.N1	10-DEC-2007 20:02:04	Dark	45.500	113	Mu Vel	2.6920	5000.0	91	30214	No
287	GOM_NL__2PRFIN20071210_200500_000000392064_00100_30214_7797.N1	10-DEC-2007 20:05:00	Dark	38.500	159	Ups Car	2.9200	7200.0	77	30214	No
288	GOM_NL__2PRFIN20071210_201042_000000462064_00100_30214_7798.N1	10-DEC-2007 20:10:42	Dark	46.000	34	Gam2Vel	1.7930	23000.	92	30214	No
289	GOM_NL__2PRFIN20071210_201317_000000562064_00100_30214_7799.N1	10-DEC-2007 20:13:17	Dark	56.000	2	Alp Car	-0.73600	7000.0	112	30214	No
290	GOM_NL__2PRFIN20071210_201927_000000422064_00100_30214_7800.N1	10-DEC-2007 20:19:27	Straylight	42.000	108	Alp Col	2.6520	15200.	84	30214	No
291	GOM_NL__2PRFIN20071210_202440_000000472064_00100_30214_7801.N1	10-DEC-2007 20:24:40	Straylight	47.000	101	11Alp Lep	2.5820	7000.0	94	30214	No
292	GOM_NL__2PRFIN20071210_202754_000000602064_00100_30214_7802.N1	10-DEC-2007 20:27:54	Straylight	59.500	7	19Bet Ori	0.10000	14000.	119	30214	No
293	GOM_NL__2PRFIN20071210_203525_000000512064_00100_30214_7803.N1	10-DEC-2007 20:35:25	Tw_and_stray	50.500	13	87Alp Tau	0.86700	3800.0	101	30214	No
294	GOM_NL__2PRFIN20071210_203724_000000352064_00100_30214_7804.N1	10-DEC-2007 20:37:24	Bright	35.000	146	25Eta Tau	2.8730	15200.	70	30214	No
295	GOM_NL__2PRFIN20071210_203938_000000362064_00100_30214_7805.N1	10-DEC-2007 20:39:38	Bright	36.000	150	44Zet Per	2.8900	28000.	72	30214	No
296	GOM_NL__2PRFIN20071210_204159_000000372064_00100_30214_7806.N1	10-DEC-2007 20:41:59	Bright	36.500	149	45Eps Per	2.8880	30000.	73	30214	No
297	GOM_NL__2PRFIN20071210_204407_000000342064_00100_30214_7807.N1	10-DEC-2007 20:44:07	Bright	34.000	175	39Del Per	3.0100	19400.	68	30214	No
298	GOM_NL__2PRFIN20071210_205548_000000362064_00100_30214_7808.N1	10-DEC-2007 20:55:48	Bright	36.000	49	1Alp UMi	1.9900	6300.0	72	30214	No
299	GOM_NL__2PRFIN20071210_210031_000000382064_00100_30214_7809.N1	10-DEC-2007 21:00:31	Bright	37.500	60	7Bet UMi	2.0810	3950.0	75	30214	No
300	GOM_NL__2PRFIN20071210_210524_000000392064_00100_30214_7810.N1	10-DEC-2007 21:05:24	Bright	38.500	32	77Eps UMa	1.7630	11000.	77	30214	No
301	GOM_NL__2PRFIN20071210_210746_000000372064_00100_30214_7811.N1	10-DEC-2007 21:07:46	Bright	36.500	39	85Eta UMa	1.8540	24000.	73	30214	No
302	GOM_NL__2PRFIN20071210_211056_000000352064_00100_30214_7812.N1	10-DEC-2007 21:10:56	Bright	34.500	180	27Gam Boo	3.0400	8000.0	69	30214	No
303	GOM_NL__2PRFIN20071210_211403_000000362064_00100_30214_7813.N1	10-DEC-2007 21:14:03	Bright	36.000	83		2.3780	11000.	72	30214	No
304	GOM_NL__2PRFIN20071210_211713_000000372064_00100_30214_7814.N1	10-DEC-2007 21:17:13	Bright	37.000	111	8Eta Boo	2.6800	6000.0	74	30214	No
305	GOM_NL__2PRFIN20071210_212640_000000492064_00100_30214_7815.N1	10-DEC-2007 21:26:40	Bright	48.500	15	67Alp Vir	0.97600	28000.	97	30214	No
306	GOM_NL__2PRFIN20071210_213008_000000412064_00100_30214_7816.N1	10-DEC-2007 21:30:08	Twilight	41.000	169	46Gam Hya	2.9910	4700.0	82	30214	No
307	GOM_NL__2PRFIN20071210_213213_000000462064_00100_30214_7817.N1	10-DEC-2007 21:32:13	Dark	45.500	106	9Bet Crv	2.6480	5600.0	91	30214	No
308	GOM_NL__2PRFIN20071210_213735_000000432064_00100_30214_7818.N1	10-DEC-2007 21:37:35	Dark	42.500	64	Gam Cen	2.2000	10600.	85	30214	No
309	GOM_NL__2PRFIN20071210_213934_000000502064_00101_30215_7804.N1	10-DEC-2007 21:39:34	Dark	50.000	26	Gam Cru	1.6240	2900.0	100	30215	No
310	GOM_NL__2PRFIN20071210_214241_000000452064_00101_30215_7805.N1	10-DEC-2007 21:42:41	Dark	44.500	113	Mu Vel	2.6920	5000.0	89	30215	No
311	GOM_NL__2PRFIN20071210_214537_000000382064_00101_30215_7806.N1	10-DEC-2007 21:45:37	Dark	37.500	159	Ups Car	2.9200	7200.0	75	30215	No
312	GOM_NL__2PRFIN20071210_215119_000000552064_00101_30215_7807.N1	10-DEC-2007 21:51:19	Dark	54.500	34	Gam2Vel	1.7930	23000.	109	30215	No
313	GOM_NL__2PRFIN20071210_215353_000000562064_00101_30215_7808.N1	10-DEC-2007 21:53:53	Dark	56.000	2	Alp Car	-0.73600	7000.0	112	30215	No
314	GOM_NL__2PRFIN20071210_220004_000000422064_00101_30215_7809.N1	10-DEC-2007 22:00:04	Straylight	42.000	108	Alp Col	2.6520	15200.	84	30215	No
315	GOM_NL__2PRFIN20071210_220516_000000472064_00101_30215_7810.N1	10-DEC-2007 22:05:16	Straylight	46.500	101	11Alp Lep	2.5820	7000.0	93	30215	No
316	GOM_NL__2PRFIN20071210_220830_000000512064_00101_30215_7811.N1	10-DEC-2007 22:08:30	Straylight	50.500	7	19Bet Ori	0.10000	14000.	101	30215	No
317	GOM_NL__2PRFIN20071210_221601_000000482064_00101_30215_7812.N1	10-DEC-2007 22:16:01	Tw_and_stray	48.000	13	87Alp Tau	0.86700	3800.0	96	30215	No
318	GOM_NL__2PRFIN20071210_221800_000000352064_00101_30215_7813.N1	10-DEC-2007 22:18:00	Bright	35.000	146	25Eta Tau	2.8730	15200.	70	30215	No
319	GOM_NL__2PRFIN20071210_222014_000000352064_00101_30215_7814.N1	10-DEC-2007 22:20:14	Bright	34.500	150	44Zet Per	2.8900	28000.	69	30215	No
320	GOM_NL__2PRFIN20071210_222234_000000352064_00101_30215_7815.N1	10-DEC-2007 22:22:34	Bright	34.500	149	45Eps Per	2.8880	30000.	69	30215	No
321	GOM_NL__2PRFIN20071210_222443_000000352064_00101_30215_7816.N1	10-DEC-2007 22:24:43	Bright	34.500	175	39Del Per	3.0100	19400.	69	30215	No
322	GOM_NL__2PRFIN20071210_223624_000000362064_00101_30215_7817.N1	10-DEC-2007 22:36:24	Bright	36.000	49	1Alp UMi	1.9900	6300.0	72	30215	No
323	GOM_NL__2PRFIN20071210_224107_000000382064_00101_30215_7818.N1	10-DEC-2007 22:41:07	Bright	38.000	60	7Bet UMi	2.0810	3950.0	76	30215	No
324	GOM_NL__2PRFIN20071210_224600_000000402064_00101_30215_7819.N1	10-DEC-2007 22:46:00	Bright	40.000	32	77Eps UMa	1.7630	11000.	80	30215	No
325	GOM_NL__2PRFIN20071210_224822_000000392064_00101_30215_7820.N1	10-DEC-2007 22:48:22	Bright	39.000	39	85Eta UMa	1.8540	24000.	78	30215	No
326	GOM_NL__2PRFIN20071210_225132_000000362064_00101_30215_7821.N1	10-DEC-2007 22:51:32	Bright	35.500	180	27Gam Boo	3.0400	8000.0	71	30215	No
327	GOM_NL__2PRFIN20071210_225439_000000342064_00101_30215_7822.N1	10-DEC-2007 22:54:39	Bright	34.000	83		2.3780	11000.	68	30215	No
328	GOM_NL__2PRFIN20071210_225749_000000372064_00101_30215_7823.N1	10-DEC-2007 22:57:49	Bright	37.000	111	8Eta Boo	2.6800	6000.0	74	30215	No
329	GOM_NL__2PRFIN20071210_230716_000000502064_00101_30215_7824.N1	10-DEC-2007 23:07:16	Bright	49.500	15	67Alp Vir	0.97600	28000.	99	30215	No
330	GOM_NL__2PRFIN20071210_231044_000000442064_00101_30215_7825.N1	10-DEC-2007 23:10:44	Twilight	44.000	169	46Gam Hya	2.9910	4700.0	88	30215	No
331	GOM_NL__2PRFIN20071210_231250_000000522064_00101_30215_7826.N1	10-DEC-2007 23:12:50	Dark	51.500	106	9Bet Crv	2.6480	5600.0	103	30215	No
332	GOM_NL__2PRFIN20071210_231812_000000402064_00101_30215_7827.N1	10-DEC-2007 23:18:12	Dark	39.500	64	Gam Cen	2.2000	10600.	79	30215	No
333	GOM_NL__2PRFIN20071210_232010_000000542064_00102_30216_7820.N1	10-DEC-2007 23:20:10	Dark	53.500	26	Gam Cru	1.6240	2900.0	107	30216	No
334	GOM_NL__2PRFIN20071210_232317_000000452064_00102_30216_7821.N1	10-DEC-2007 23:23:17	Dark	45.000	113	Mu Vel	2.6920	5000.0	90	30216	No
335	GOM_NL__2PRFIN20071210_232613_000000372064_00102_30216_7822.N1	10-DEC-2007 23:26:13	Dark	37.000	159	Ups Car	2.9200	7200.0	74	30216	No
336	GOM_NL__2PRFIN20071210_233156_000000502064_00102_30216_7823.N1	10-DEC-2007 23:31:56	Dark	49.500	34	Gam2Vel	1.7930	23000.	99	30216	No
337	GOM_NL__2PRFIN20071210_233430_000000482064_00102_30216_7824.N1	10-DEC-2007 23:34:30	Dark	48.000	2	Alp Car	-0.73600	7000.0	96	30216	No

338	GOM_NL__2PRFIN20071210_234040_000000432064_00102_30216_7825.N1	10-DEC-2007 23:40:40	Straylight	43.000	108	Alp Col	2.6520	15200.	86	30216	No
339	GOM_NL__2PRFIN20071210_234552_000000442064_00102_30216_7826.N1	10-DEC-2007 23:45:52	Straylight	44.000	101	11Alp Lep	2.5820	7000.0	88	30216	No
340	GOM_NL__2PRFIN20071210_234906_000000602064_00102_30216_7827.N1	10-DEC-2007 23:49:06	Straylight	60.000	7	19Bet Ori	0.10000	14000.	120	30216	No
341	GOM_NL__2PRFIN20071210_235637_000000532064_00102_30216_7828.N1	10-DEC-2007 23:56:37	Twilight_stray	53.000	13	87Alp Tau	0.86700	3800.0	106	30216	No
342	GOM_NL__2PRFIN20071210_235836_000000342064_00102_30216_7829.N1	10-DEC-2007 23:58:36	Bright	34.000	146	25Eta Tau	2.8730	15200.	68	30216	No

3. Quality information per product

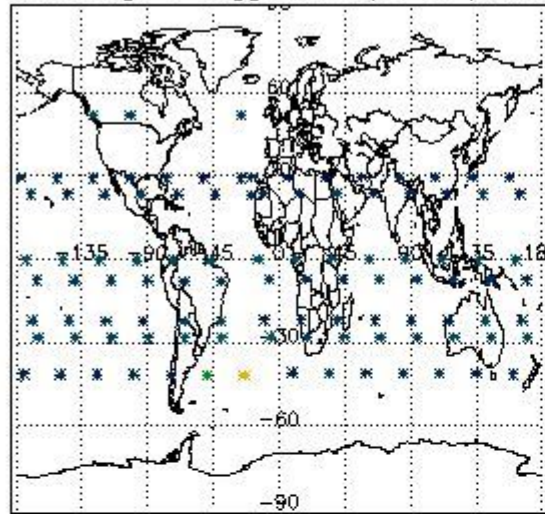
In this section it is plotted some information contained in the Quality Summary data set of the level 2 products. Only products in dark limb conditions and without errors (error flag in the MPH set to "0") are used.

3.1 Plot quality information per product (time dependant)

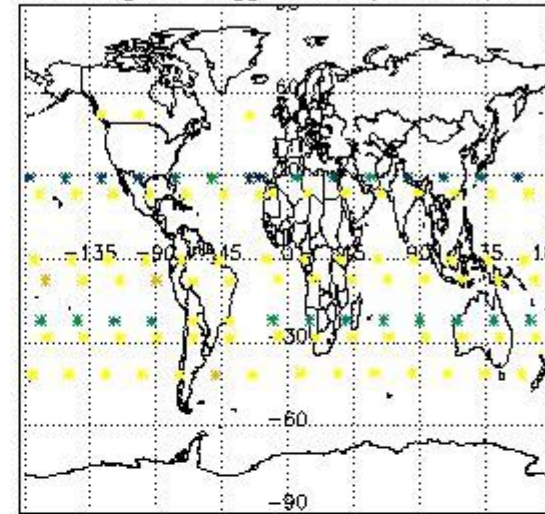


3.2 Plot quality information per product (world map)

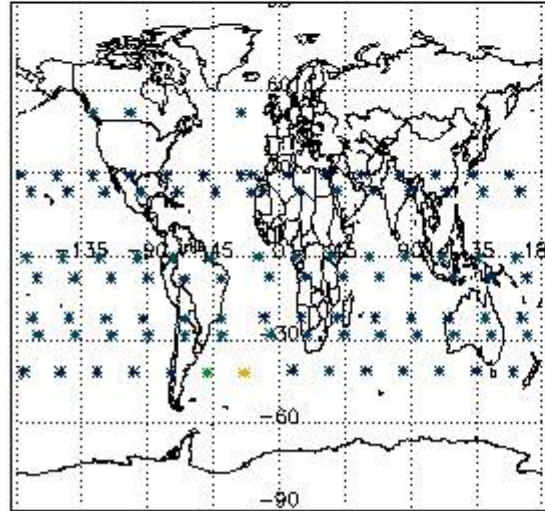
Percentage of flagged data per O3 profile




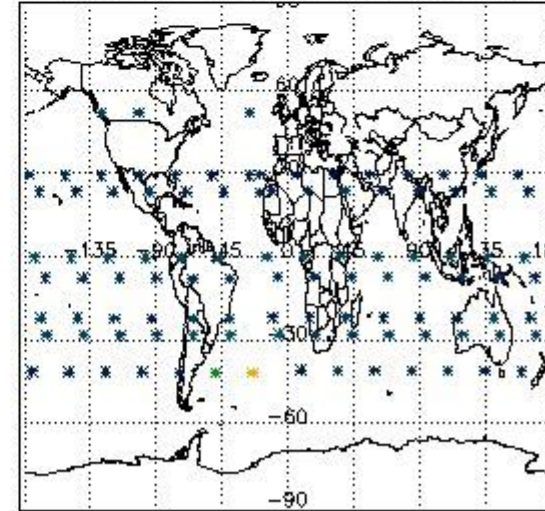
Percentage of flagged data per H2O profile



Percentage of flagged data per NO2 profile



Percentage of flagged data per NO3 profile

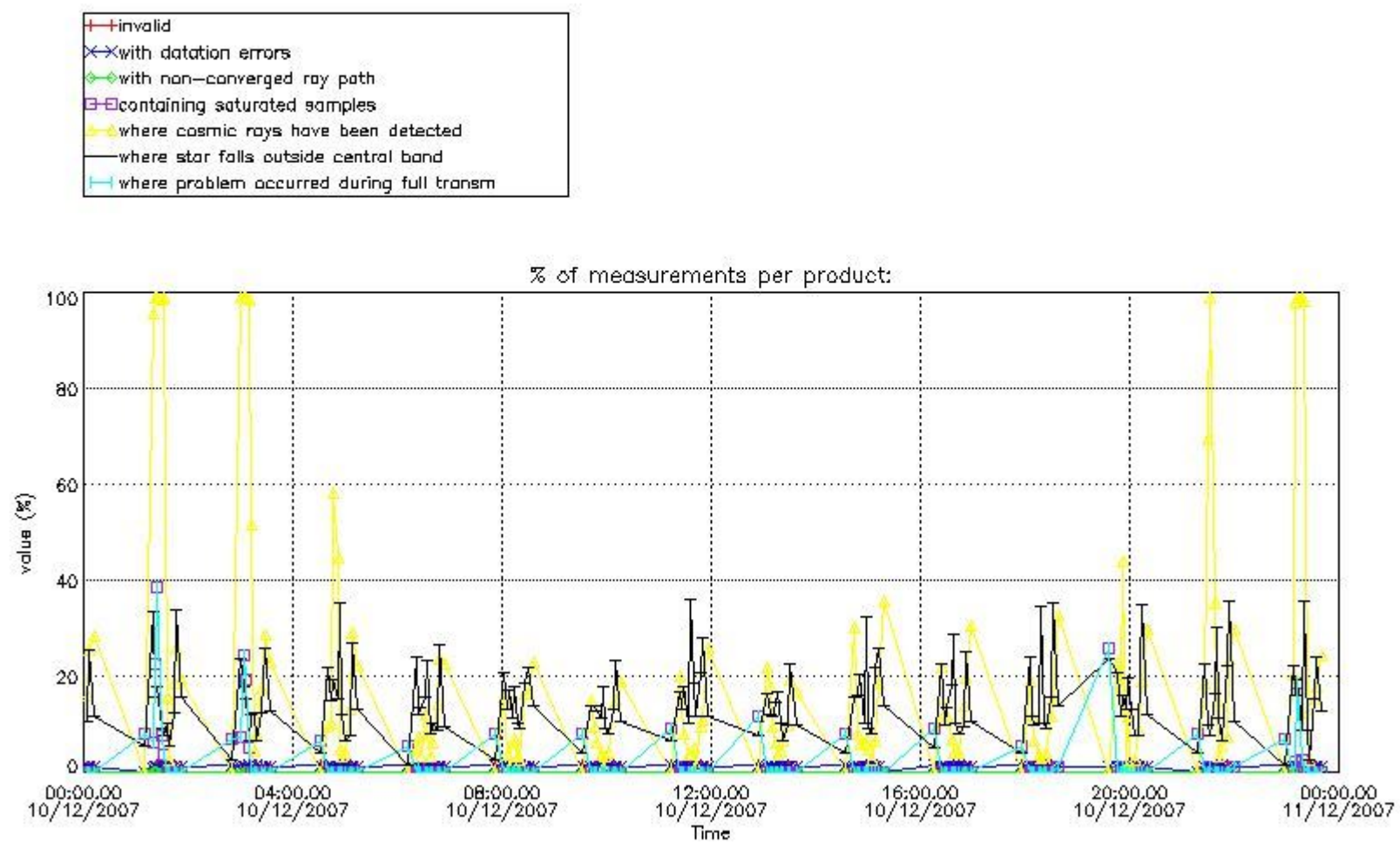


4. Level 1 quality information per product

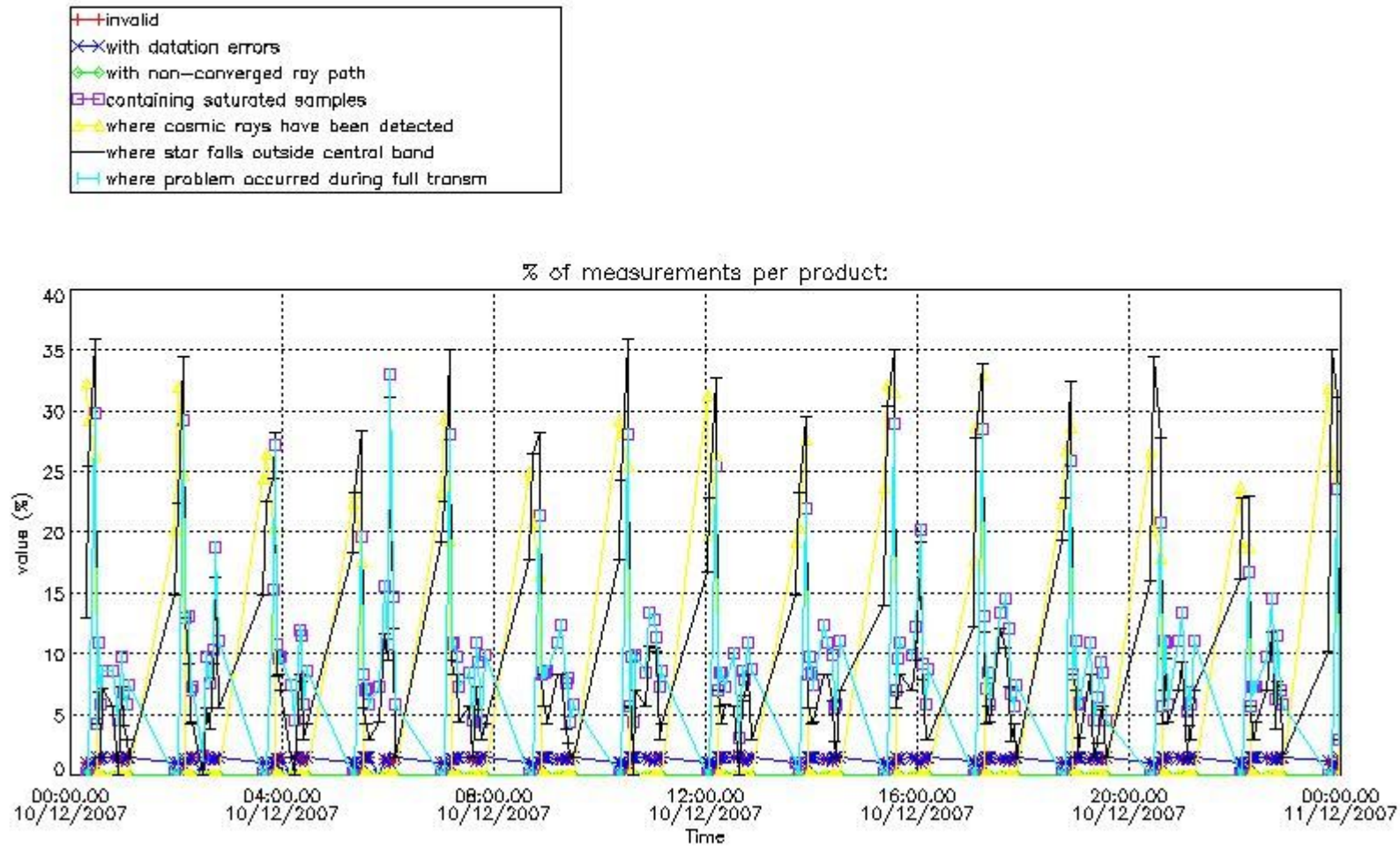
In this section it is plotted some information contained in the Quality Summary data set of the level 2 products that comes from the level 1b processing. Products without errors (error flag in the MPH set to "0") are used.

4.1 Plot quality information per product (time dependant) coming from level 1b processing

4.1.1 Plot level 1 quality information per product (time dependant): ENVISAT ASCENDING passes



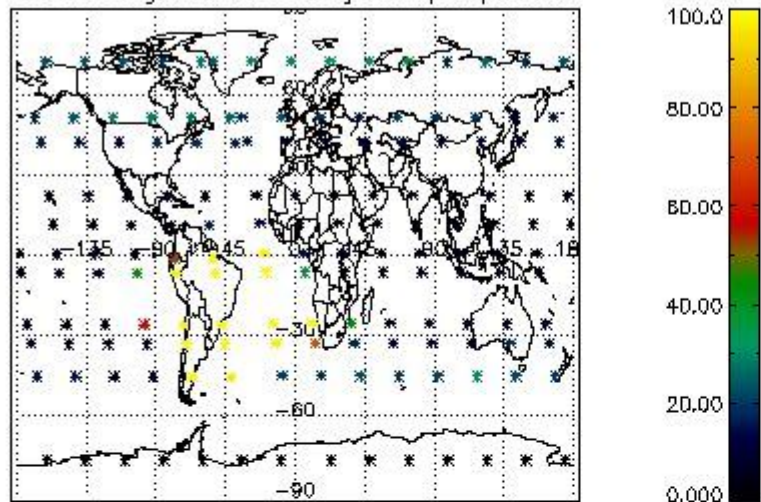
4.1.2 Plot level 1 quality information per product (time dependant): ENVI SAT DESCENDING passes



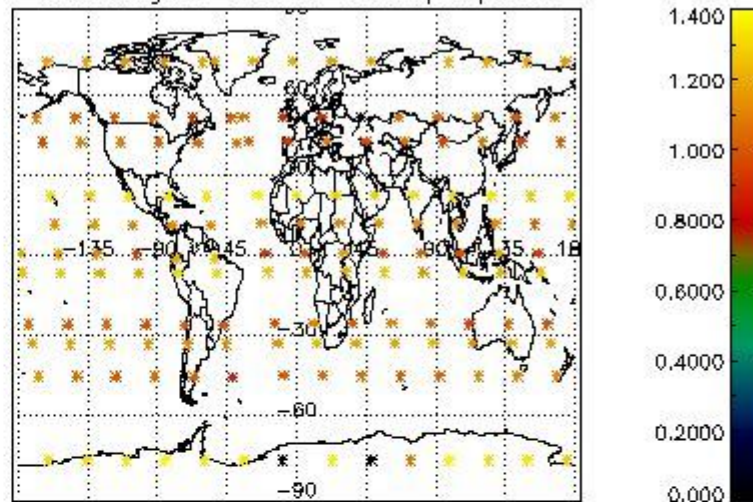
4.2 Plot quality information per product coming from level 1b processing (world map)

4.2.1 Plot level 1 quality information per product (world map): ENVISAT ASCENDING passes

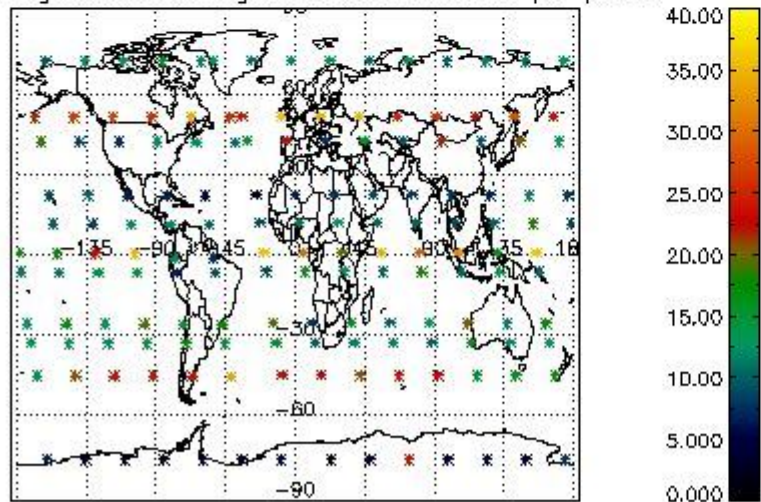
Percentage of cosmic ray hits per profile



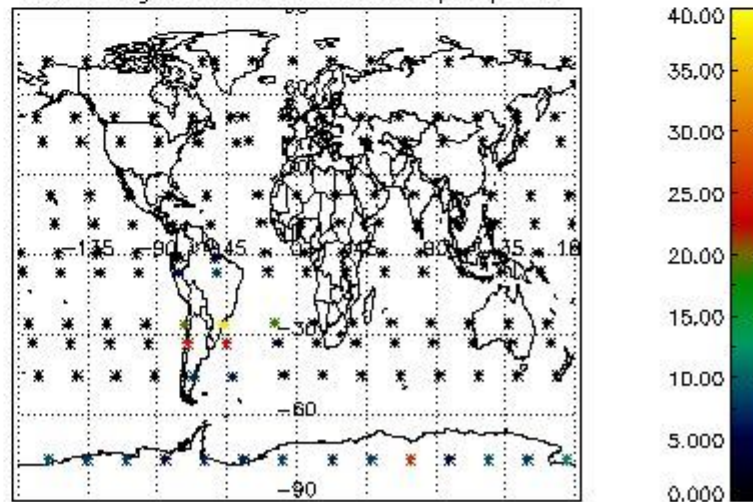
Percentage of datation errors per profile



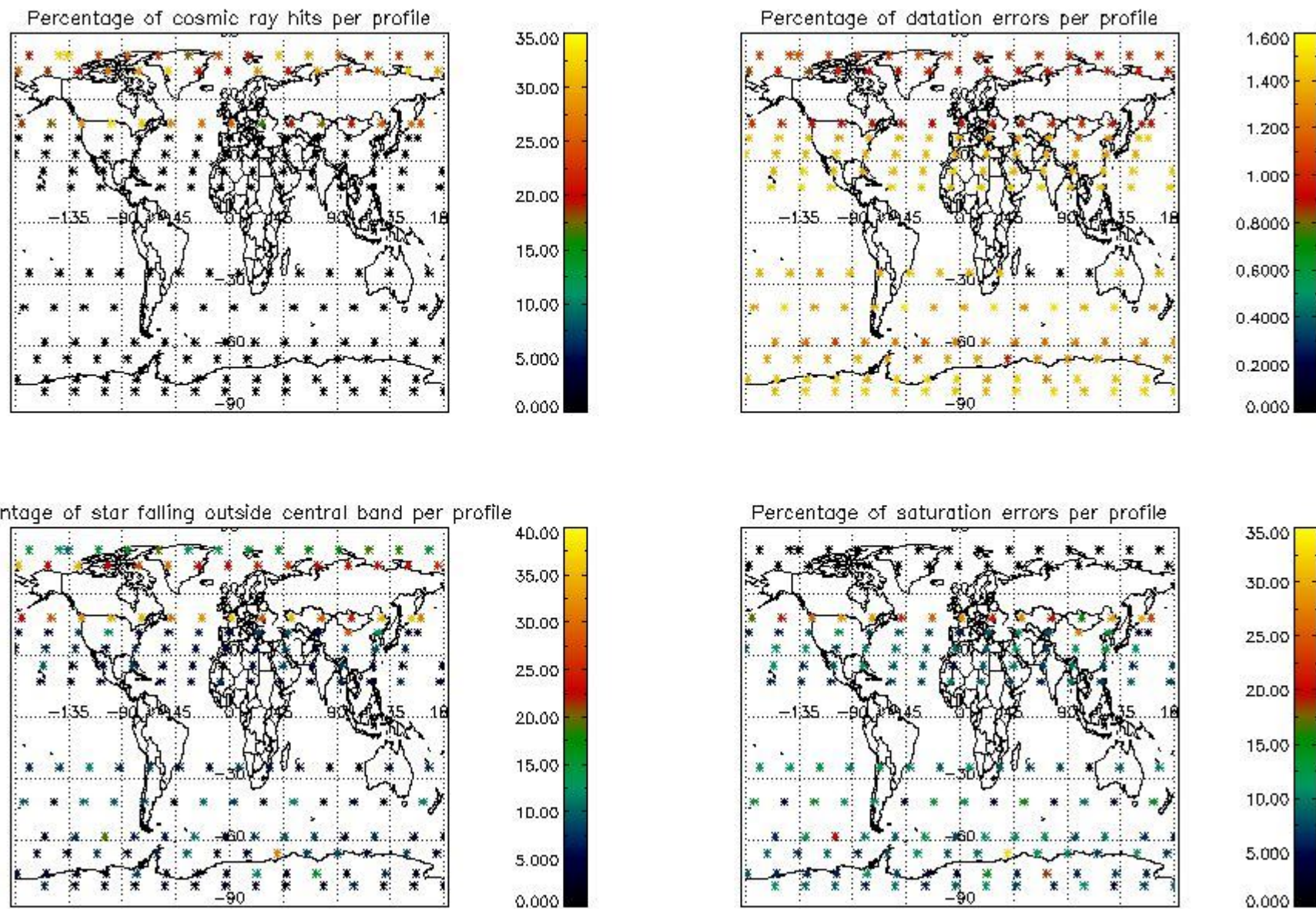
Percentage of star falling outside central band per profile



Percentage of saturation errors per profile



4.2.2 Plot level 1 quality information per product (world map): ENVISAT DESCENDING passes



5. Trace gas profiles

5.1 Ozone statistics based on quality of products

The final quality of the products can be "measured" using the STD (Standard Deviation) attached to every point profile. This information is written to the parameter GOM_NL__2P/NL_LOCAL_SPECIES_DENSITY/o3_std of the level 2 products. The table below shows the statistics for given STD ranges.

The statistics are given with respect to the overall valid production:

- Products without fatal errors: GOM_NL__2P/MPH/PRODUCT_ERR=0
- Valid point profile: GOM_NL__2P/NL_LOCAL_SPECIES_DENSITY/pcd(0)=0

The 'Criteria' is applied to valid points of dark limb products:

- Products in dark limb illumination condition: GOM_NL__2P/NL_SUMMARY_QUALITY/obs_ill_cond=0
- Products without fatal errors: GOM_NL__2P/MPH/PRODUCT_ERR=0
- Valid point profile: GOM_NL__2P/NL_LOCAL_SPECIES_DENSITY/pcd(0)=0

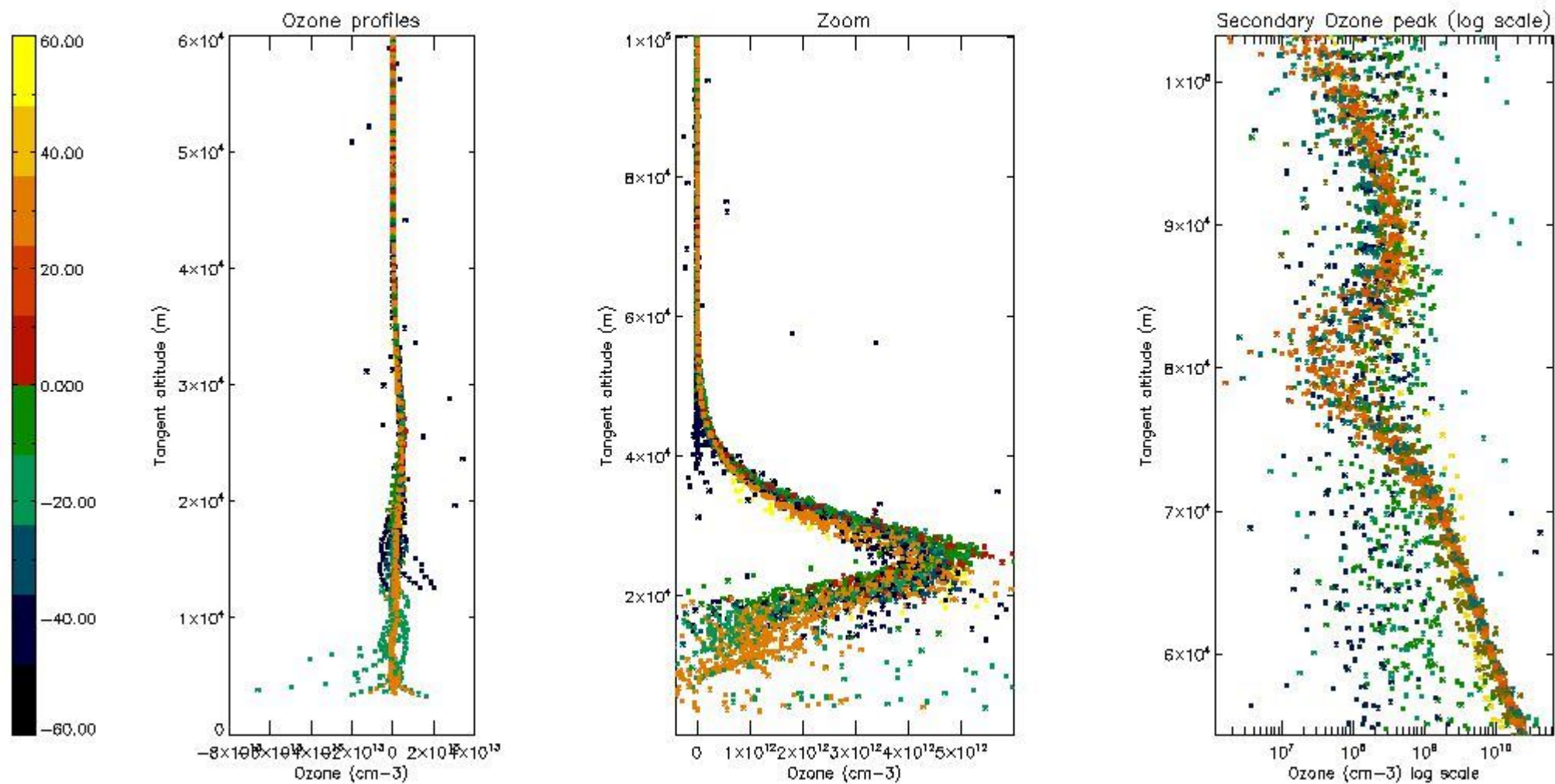
So, the table below shows the percentage of dark limb and valid observations for each criteria with respect to the overall valid daily observations.

Criteria	% of total production
All STD	33
STD < 20	15

STD < 10	11
STD < 5	7

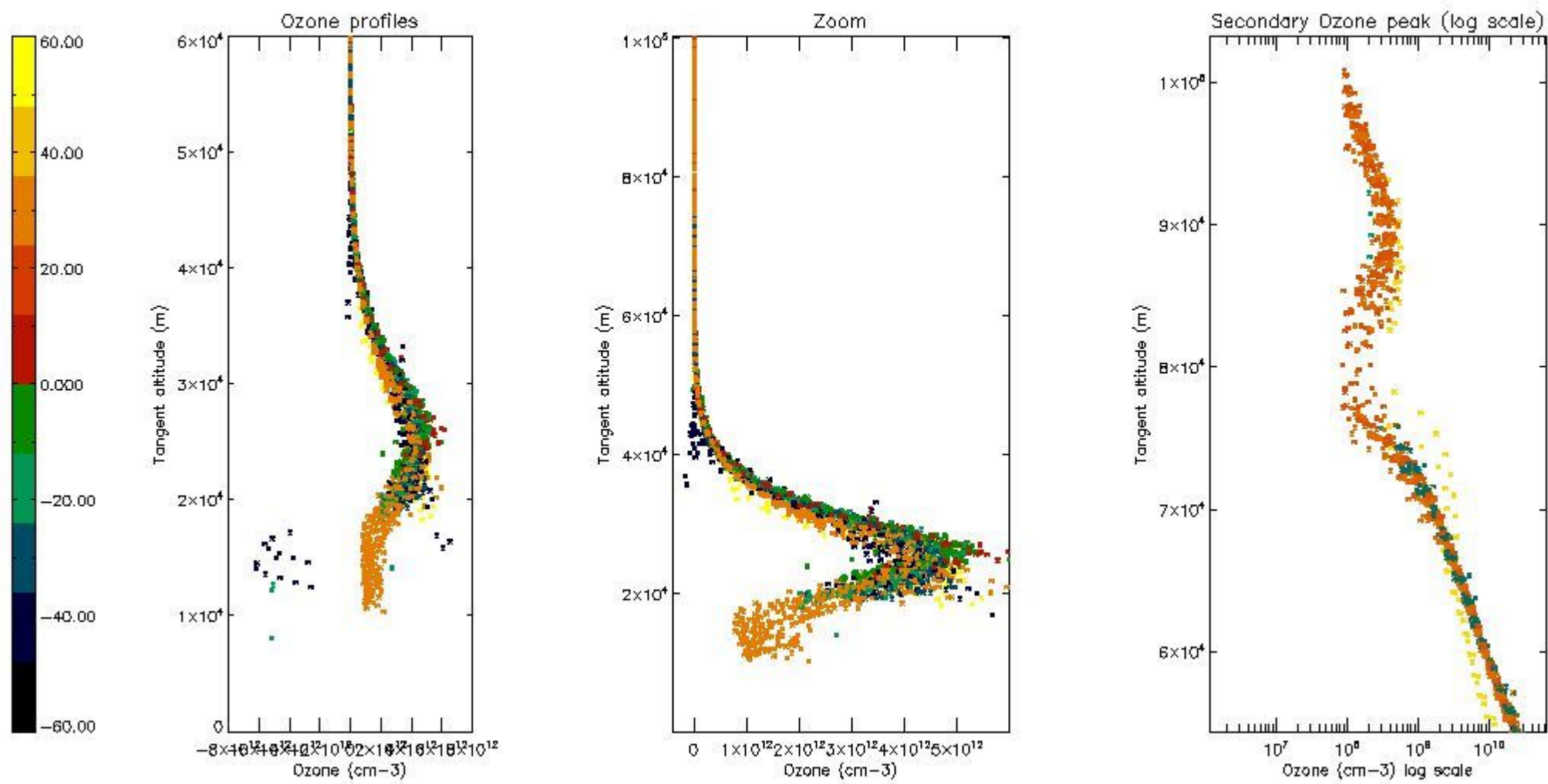
5.2 Plot ozone profiles for all STD (dark without errors)

The colorbar represents the latitude.



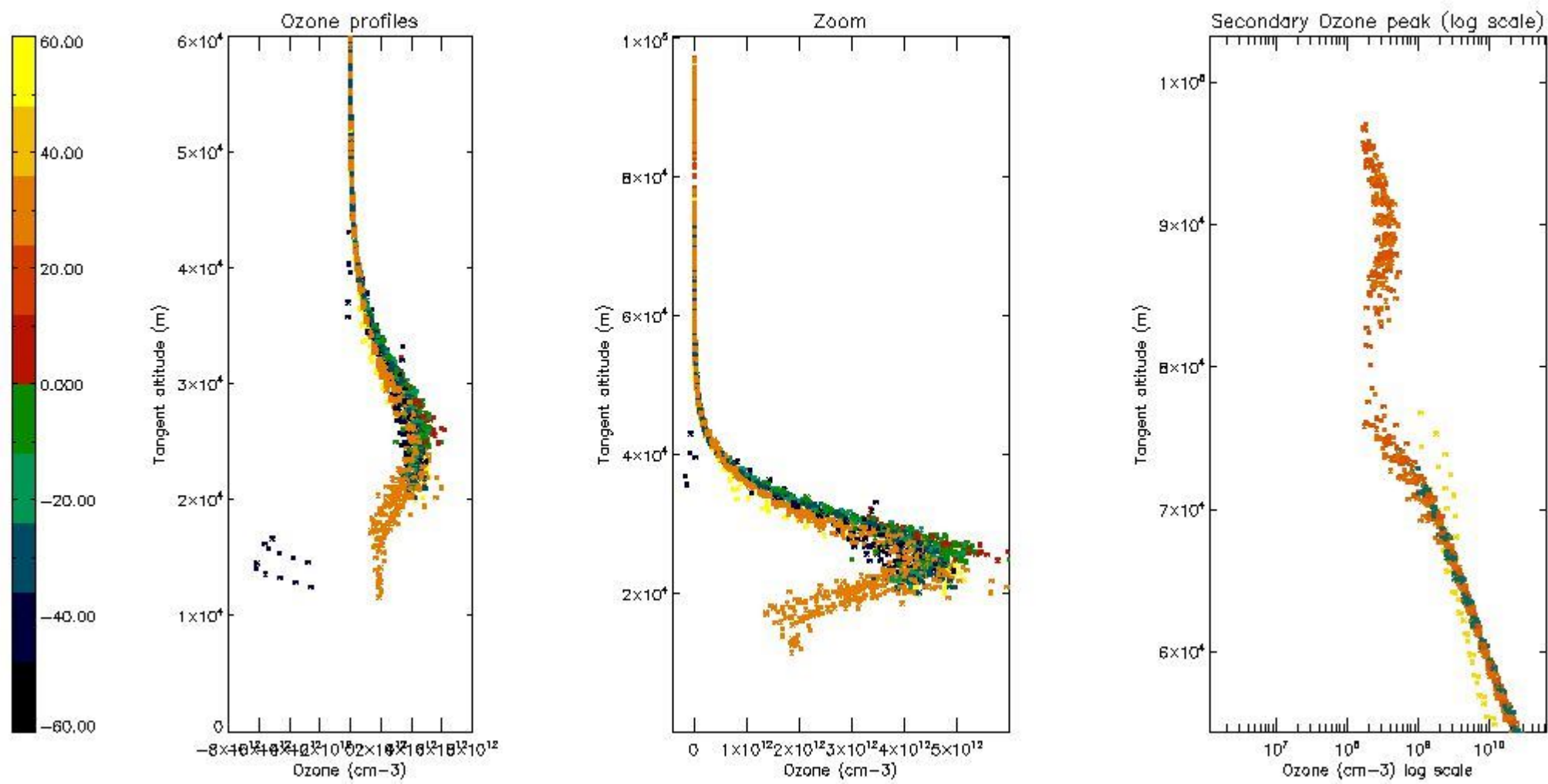
5.3 Plot ozone profiles where STD < 20% (dark without errors)

The colorbar represents the latitude.



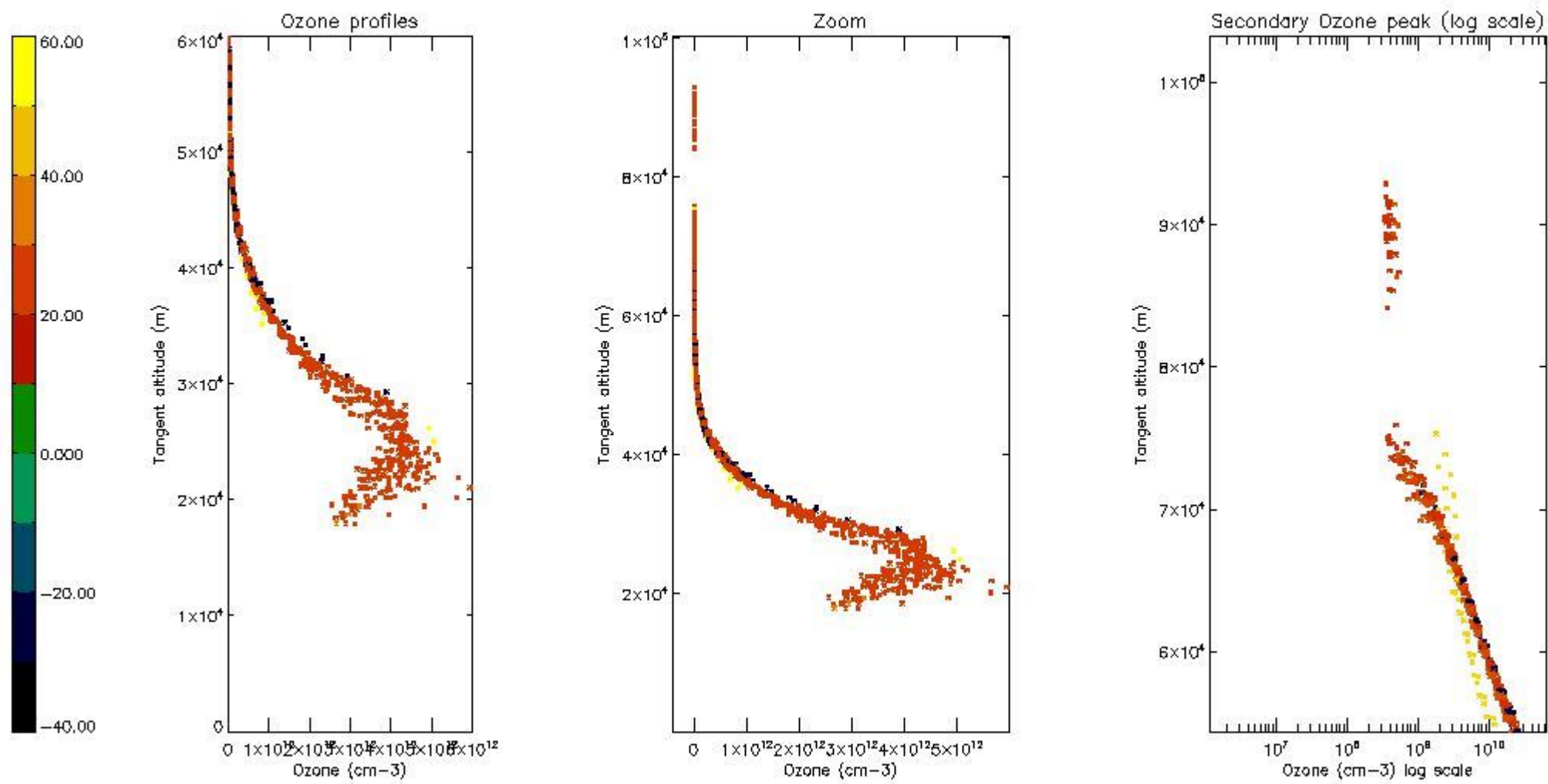
5.4 Plot ozone profiles where $STD < 10\%$ (dark without errors)

The colorbar represents the latitude.



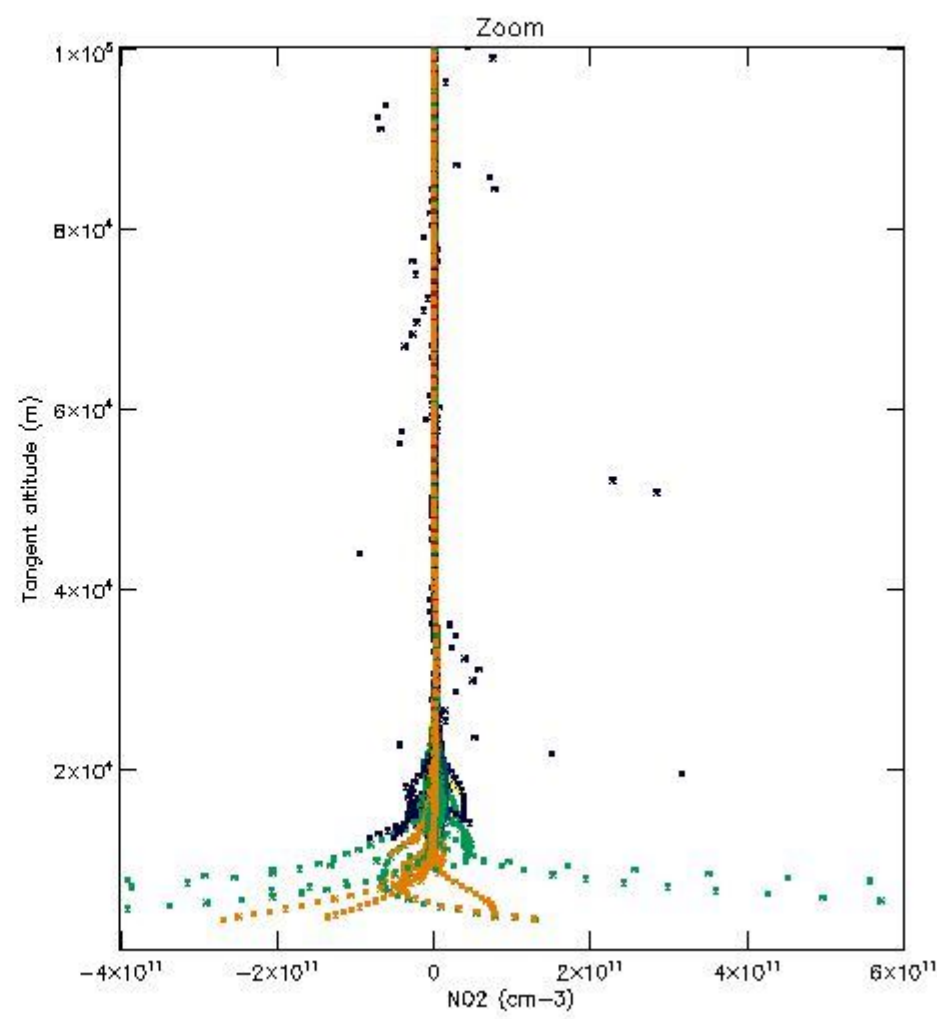
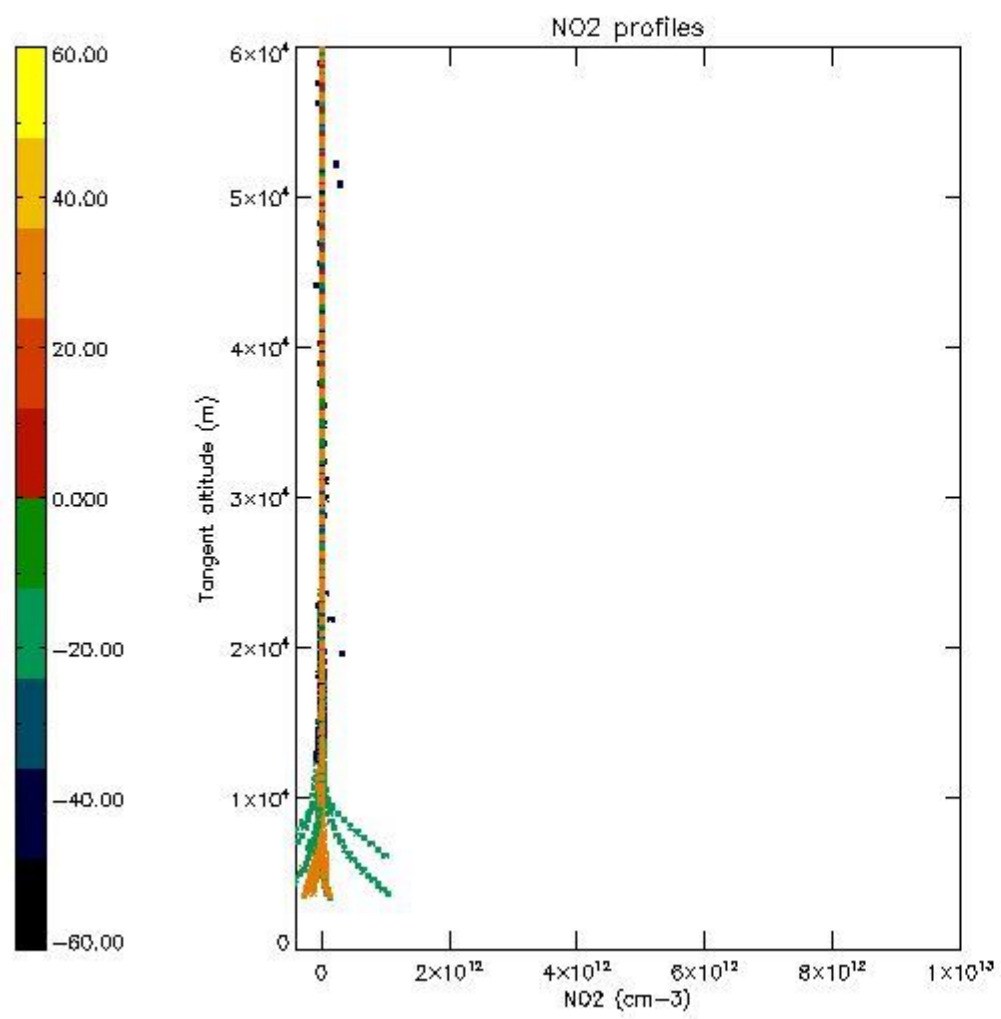
5.5 Plot ozone profiles where STD < 5% (dark without errors)

The colorbar represents the latitude.



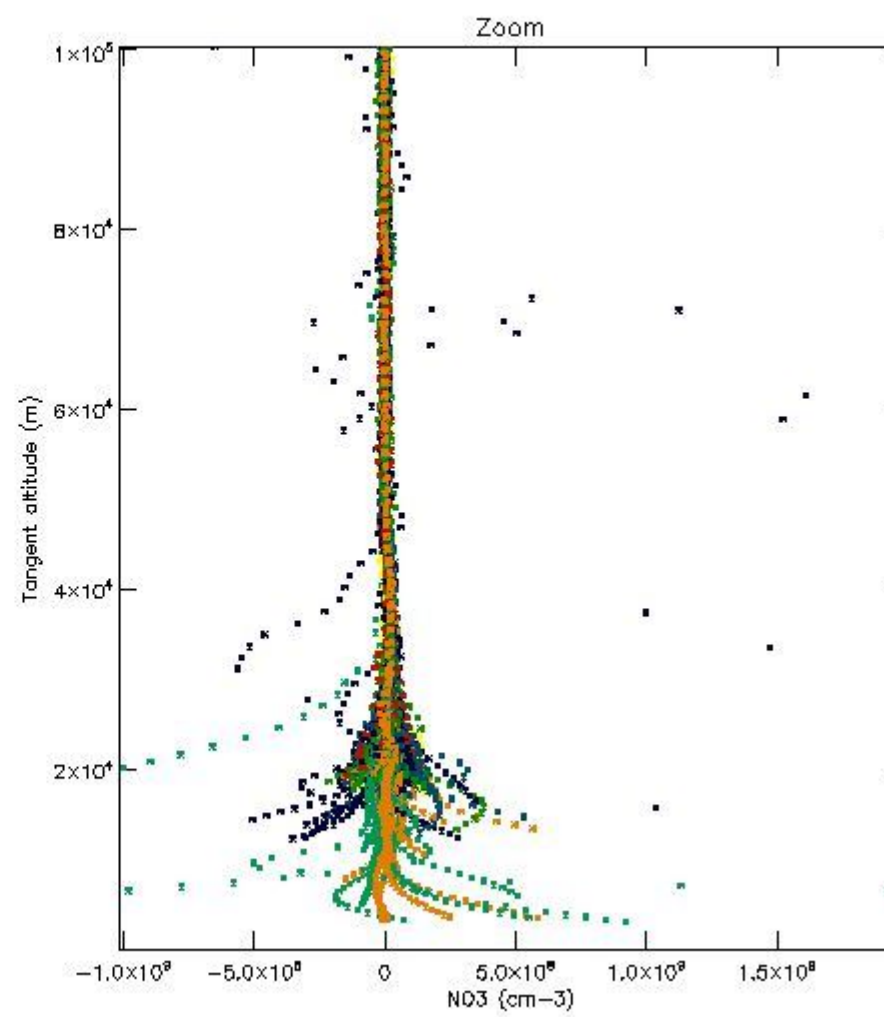
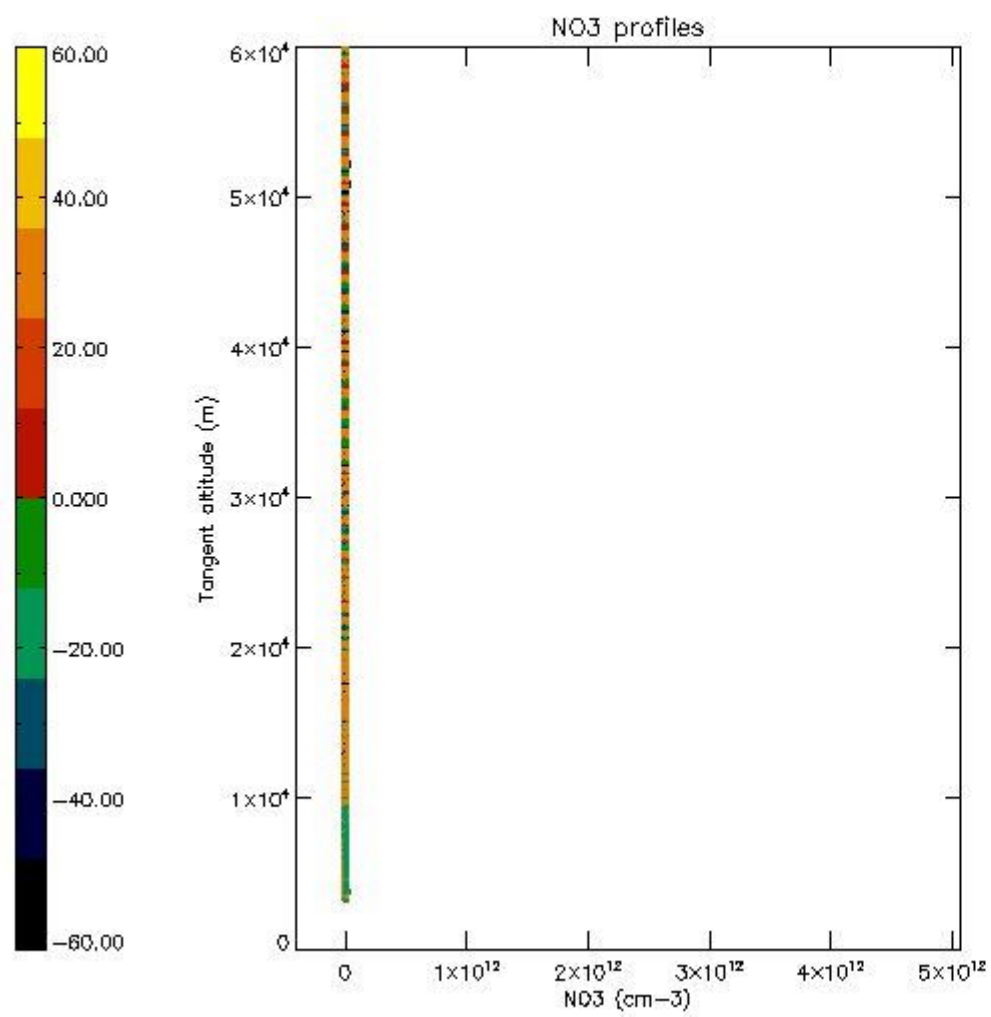
5.6 Plot NO₂ profiles for all STD (dark without errors)

The colorbar represents the latitude.



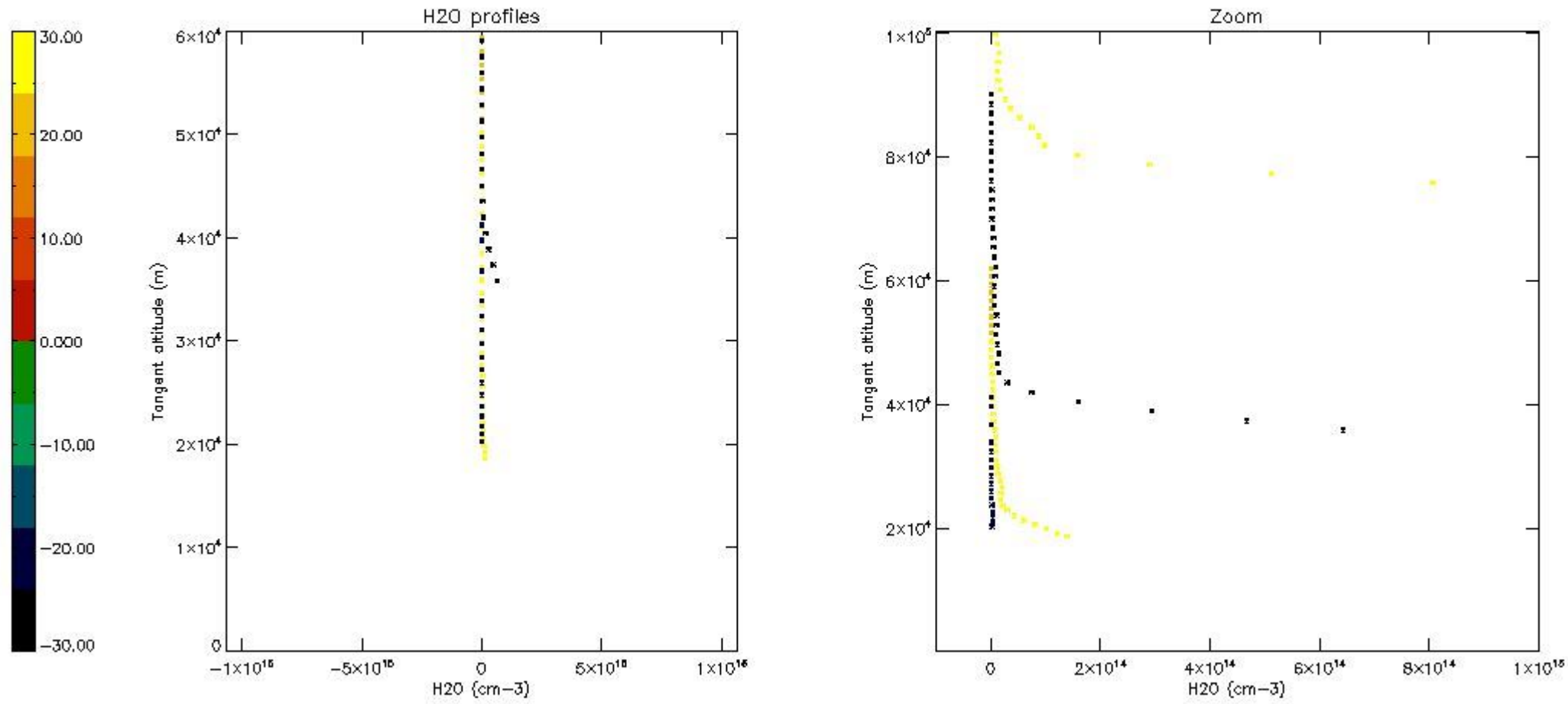
5.7 Plot NO3 profiles for all STD (dark without errors)

The colorbar represents the latitude.



5.8 Plot H₂O profiles for all STD (only for occultations of stars 1,2,3,4,13,14,16,26,63 dark without errors)

The colorbar represents the latitude.



6. Auxiliary Data Files used for the production reported in section 2

The number reported in the third column indicates since which file (see list in section 2) the corresponding auxiliary file has been used. The fourth column is the date of those product files.

Type	Auxiliary Filename	Used since product	Used since product date
INST_PHYS_CHARACTERISTICS	GOM_INS_AXVIEC20091111_143220_20030716_120000_20500101_000000	1	10-DEC-2007 00:03:22
LEVEL-2_PROC_CONFIG	GOM_PR2_AXVIEC20091111_152718_20020301_000000_20500101_000000	1	10-DEC-2007 00:03:22
CROSS_SECTIONS_FILE	GOM_CRS_AXVIEC20091111_154832_20020301_000000_20500101_000000	1	10-DEC-2007 00:03:22

GOMOS Level 2 Daily Report

SUMMARY

[1. General Info](#)

[2. Summary of processed GOM_NL_2P products](#)

[3. Level 2 Quality information per product](#)

[3.1 Plot of level 2 quality information per product \(time dependant\)](#)

[3.2 Plot of level 2 quality information per product \(world map\)](#)

[4. Level 1 Quality information per product \(stored on level 2 products\)](#)

[4.1 Plot of level 1 quality information per product \(time dependant\)](#)

[4.1.1 Plot of level 1 quality information per product \(time dependant\): ASCENDING](#)

[4.1.2 Plot of level 1 quality information per product \(time dependant\): DESCENDING](#)

[4.2 Plot of level 1 quality information per product \(world map\)](#)

[4.2.1 Plot of level 1 quality information per product \(world map\): ASCENDING](#)

[4.2.2 Plot of level 1 quality information per product \(world map\): DESCENDING](#)

[5. Ozone profiles based on quality statistics and other trace gas profiles](#)

[5.1 Ozone statistics based on quality of products](#)

[5.2 Plot ozone profiles for all STD \(dark without errors\)](#)

[5.3 Plot ozone profiles where STD < 20% \(dark without errors\)](#)

[5.4. Plot ozone profiles where STD < 10% \(dark without errors\)](#)

[5.5. Plot ozone profiles where STD < 5% \(dark without errors\)](#)

[5.6 Plot NO2 profiles for all STD \(dark without errors\)](#)

[5.7 Plot NO3 profiles for all STD \(dark without errors\)](#)

[5.8 Plot H2O profiles \(only for occultations of stars 1,2,3,4,13,14,16,26,63 dark without errors\) for all STD](#)

[6. Auxiliary Data Files used for the production reported in section 2](#)

This report presents the daily analysis on parameters extracted from GOMOS level 2 data (GOM_NL__2P). It is intended to monitor some important parameters that will impact the quality of these products. A list of level 2 products (and content) that have arrived during the reporting day to the PCF is also given.

Item	Value
Time of report generation	23APR2013 13:38:05
Data source version	GOMOS/6.01
Start time of products	10-12-2007 (10DEC2007 00:00:00)
Stop time of products	11-12-2007 (11DEC2007 00:00:00)
Store outputs in DB	Yes
Nb of level 2 prods	342
Nb of prods with errors	0

2. Summary of processed GOM_NL__2P products.

Nr	Filename	UTC Start time	Limb	Duration	Star Id	Star Name	Star Mag	Star Temp	Nb Meas	Orbit	Prod. error
1	GOM_NL__2PRFIN20071210_000322_000000472064_00088_30202_7581.N1	10-DEC-2007 00:03:22	Dark	47.000	34	Gam2Vel	1.7930	23000.	94	30202	No
2	GOM_NL__2PRFIN20071210_000600_000000492064_00088_30202_7582.N1	10-DEC-2007 00:06:00	Dark	49.000	2	Alp Car	-0.73600	7000.0	98	30202	No
3	GOM_NL__2PRFIN20071210_001212_000000432064_00088_30202_7583.N1	10-DEC-2007 00:12:12	Dark	42.500	108	Alp Col	2.6520	15200.	85	30202	No
4	GOM_NL__2PRFIN20071210_001727_000000472064_00088_30202_7584.N1	10-DEC-2007 00:17:27	Straylight	46.500	101	11Alp Lep	2.5820	7000.0	93	30202	No
5	GOM_NL__2PRFIN20071210_002043_000000532064_00088_30202_7585.N1	10-DEC-2007 00:20:43	Straylight	53.000	7	19Bet Ori	0.10000	14000.	106	30202	No
6	GOM_NL__2PRFIN20071210_002816_000000572064_00088_30202_7586.N1	10-DEC-2007 00:28:16	Tw_i_and_stray	57.000	13	87Alp Tau	0.86700	3800.0	114	30202	No
7	GOM_NL__2PRFIN20071210_003013_000000352064_00088_30202_7587.N1	10-DEC-2007 00:30:13	Bright	35.000	146	25Eta Tau	2.8730	15200.	70	30202	No
8	GOM_NL__2PRFIN20071210_003228_000000372064_00088_30202_7588.N1	10-DEC-2007 00:32:28	Bright	36.500	150	44Zet Per	2.8900	28000.	73	30202	No
9	GOM_NL__2PRFIN20071210_003448_000000352064_00088_30202_7589.N1	10-DEC-2007 00:34:48	Bright	34.500	149	45Eps Per	2.8880	30000.	69	30202	No
10	GOM_NL__2PRFIN20071210_003656_000000352064_00088_30202_7590.N1	10-DEC-2007 00:36:56	Bright	35.000	175	39Del Per	3.0100	19400.	70	30202	No
11	GOM_NL__2PRFIN20071210_004836_000000352064_00088_30202_7591.N1	10-DEC-2007 00:48:36	Bright	35.000	49	1Alp UMi	1.9900	6300.0	70	30202	No
12	GOM_NL__2PRFIN20071210_005320_000000342064_00088_30202_7592.N1	10-DEC-2007 00:53:20	Bright	33.500	60	7Bet UMi	2.0810	3950.0	67	30202	No
13	GOM_NL__2PRFIN20071210_005814_000000412064_00088_30202_7593.N1	10-DEC-2007 00:58:14	Bright	41.000	32	77Eps UMa	1.7630	11000.	82	30202	No
14	GOM_NL__2PRFIN20071210_010035_000000372064_00088_30202_7594.N1	10-DEC-2007 01:00:35	Bright	36.500	39	85Eta UMa	1.8540	24000.	73	30202	No
15	GOM_NL__2PRFIN20071210_010343_000000342064_00088_30202_7595.N1	10-DEC-2007 01:03:43	Bright	34.000	180	27Gam Boo	3.0400	8000.0	68	30202	No
16	GOM_NL__2PRFIN20071210_010649_000000342064_00088_30202_7596.N1	10-DEC-2007 01:06:49	Bright	34.000	83		2.3780	11000.	68	30202	No
17	GOM_NL__2PRFIN20071210_010958_000000372064_00088_30202_7597.N1	10-DEC-2007 01:09:58	Bright	37.000	111	8Eta Boo	2.6800	6000.0	74	30202	No
18	GOM_NL__2PRFIN20071210_011921_000000582064_00088_30202_7598.N1	10-DEC-2007 01:19:21	Bright	58.000	15	67Alp Vir	0.97600	28000.	116	30202	No
19	GOM_NL__2PRFIN20071210_012249_000000452064_00088_30202_7599.N1	10-DEC-2007 01:22:49	Twilight	44.500	169	46Gam Hya	2.9910	4700.0	89	30202	No
20	GOM_NL__2PRFIN20071210_012451_000000512064_00088_30202_7600.N1	10-DEC-2007 01:24:51	Dark	50.500	106	9Bet Crv	2.6480	5600.0	101	30202	No
21	GOM_NL__2PRFIN20071210_013017_000000392064_00088_30202_7601.N1	10-DEC-2007 01:30:17	Dark	38.500	64	Gam Cen	2.2000	10600.	77	30202	No
22	GOM_NL__2PRFIN20071210_013148_000000402064_00088_30202_7602.N1	10-DEC-2007 01:31:48	Dark	39.500	99	Del Cen	2.5750	26000.	79	30202	No
23	GOM_NL__2PRFIN20071210_013519_000000452064_00089_30203_7637.N1	10-DEC-2007 01:35:19	Dark	44.500	113	Mu Vel	2.6920	5000.0	89	30203	No
24	GOM_NL__2PRFIN20071210_013819_000000382064_00089_30203_7638.N1	10-DEC-2007 01:38:19	Dark	37.500	159	Ups Car	2.9200	7200.0	75	30203	No
25	GOM_NL__2PRFIN20071210_014358_000000492064_00089_30203_7639.N1	10-DEC-2007 01:43:58	Dark	48.500	34	Gam2Vel	1.7930	23000.	97	30203	No
26	GOM_NL__2PRFIN20071210_014637_000000562064_00089_30203_7640.N1	10-DEC-2007 01:46:37	Dark	56.000	2	Alp Car	-0.73600	7000.0	112	30203	No
27	GOM_NL__2PRFIN20071210_015248_000000452064_00089_30203_7641.N1	10-DEC-2007 01:52:48	Straylight	44.500	108	Alp Col	2.6520	15200.	89	30203	No
28	GOM_NL__2PRFIN20071210_015803_000000472064_00089_30203_7642.N1	10-DEC-2007 01:58:03	Straylight	47.000	101	11Alp Lep	2.5820	7000.0	94	30203	No
29	GOM_NL__2PRFIN20071210_020118_000000522064_00089_30203_7643.N1	10-DEC-2007 02:01:18	Straylight	51.500	7	19Bet Ori	0.10000	14000.	103	30203	No
30	GOM_NL__2PRFIN20071210_020852_000000572064_00089_30203_7644.N1	10-DEC-2007 02:08:52	Tw_i_and_stray	56.500	13	87Alp Tau	0.86700	3800.0	113	30203	No
31	GOM_NL__2PRFIN20071210_021049_000000392064_00089_30203_7645.N1	10-DEC-2007 02:10:49	Bright	38.500	146	25Eta Tau	2.8730	15200.	77	30203	No
32	GOM_NL__2PRFIN20071210_021303_000000382064_00089_30203_7646.N1	10-DEC-2007 02:13:03	Bright	38.000	150	44Zet Per	2.8900	28000.	76	30203	No
33	GOM_NL__2PRFIN20071210_021524_000000362064_00089_30203_7647.N1	10-DEC-2007 02:15:24	Bright	35.500	149	45Eps Per	2.8880	30000.	71	30203	No
34	GOM_NL__2PRFIN20071210_021732_000000352064_00089_30203_7648.N1	10-DEC-2007 02:17:32	Bright	34.500	175	39Del Per	3.0100	19400.	69	30203	No
35	GOM_NL__2PRFIN20071210_022912_000000322064_00089_30203_7649.N1	10-DEC-2007 02:29:12	Bright	32.000	49	1Alp UMi	1.9900	6300.0	64	30203	No
36	GOM_NL__2PRFIN20071210_023356_000000362064_00089_30203_7650.N1	10-DEC-2007 02:33:56	Bright	36.000	60	7Bet UMi	2.0810	3950.0	72	30203	No
37	GOM_NL__2PRFIN20071210_023850_000000402064_00089_30203_7651.N1	10-DEC-2007 02:38:50	Bright	40.000	32	77Eps UMa	1.7630	11000.	80	30203	No
38	GOM_NL__2PRFIN20071210_024111_000000392064_00089_30203_7652.N1	10-DEC-2007 02:41:11	Bright	38.500	39	85Eta UMa	1.8540	24000.	77	30203	No
39	GOM_NL__2PRFIN20071210_024419_000000402064_00089_30203_7653.N1	10-DEC-2007 02:44:19	Bright	40.000	180	27Gam Boo	3.0400	8000.0	80	30203	No
40	GOM_NL__2PRFIN20071210_024725_000000362064_00089_30203_7654.N1	10-DEC-2007 02:47:25	Bright	36.000	83		2.3780	11000.	72	30203	No
41	GOM_NL__2PRFIN20071210_025034_000000372064_00089_30203_7655.N1	10-DEC-2007 02:50:34	Bright	37.000	111	8Eta Boo	2.6800	6000.0	74	30203	No
42	GOM_NL__2PRFIN20071210_025958_000000492064_00089_30203_7656.N1	10-DEC-2007 02:59:58	Bright	49.000	15	67Alp Vir	0.97600	28000.	98	30203	No

43	GOM_NL__2PRFIN20071210_030325_000000452064_00089_30203_7657.N1	10-DEC-2007 03:03:25	Twilight	45.000	169	46Gam Hya	2.9910	4700.0	90	30203	No
44	GOM_NL__2PRFIN20071210_030527_000000502064_00089_30203_7658.N1	10-DEC-2007 03:05:27	Dark	49.500	106	9Bet Crv	2.6480	5600.0	99	30203	No
45	GOM_NL__2PRFIN20071210_031054_000000382064_00089_30203_7659.N1	10-DEC-2007 03:10:54	Dark	38.000	64	Gam Cen	2.2000	10600.	76	30203	No
46	GOM_NL__2PRFIN20071210_031225_000000422064_00089_30203_7660.N1	10-DEC-2007 03:12:25	Dark	41.500	99	Del Cen	2.5750	26000.	83	30203	No
47	GOM_NL__2PRFIN20071210_031556_000000452064_00090_30204_7608.N1	10-DEC-2007 03:15:56	Dark	45.000	113	Mu Vel	2.6920	5000.0	90	30204	No
48	GOM_NL__2PRFIN20071210_031856_000000382064_00090_30204_7609.N1	10-DEC-2007 03:18:56	Dark	37.500	159	Ups Car	2.9200	7200.0	75	30204	No
49	GOM_NL__2PRFIN20071210_032435_000000492064_00090_30204_7610.N1	10-DEC-2007 03:24:35	Dark	48.500	34	Gam2Vel	1.7930	23000.	97	30204	No
50	GOM_NL__2PRFIN20071210_032713_000000492064_00090_30204_7611.N1	10-DEC-2007 03:27:13	Dark	48.500	2	Alp Car	-0.73600	7000.0	97	30204	No
51	GOM_NL__2PRFIN20071210_033325_000000442064_00090_30204_7612.N1	10-DEC-2007 03:33:25	Straylight	43.500	108	Alp Col	2.6520	15200.	87	30204	No
52	GOM_NL__2PRFIN20071210_033839_000000472064_00090_30204_7613.N1	10-DEC-2007 03:38:39	Straylight	47.000	101	11Alp Lep	2.5820	7000.0	94	30204	No
53	GOM_NL__2PRFIN20071210_034154_000000512064_00090_30204_7614.N1	10-DEC-2007 03:41:54	Straylight	51.000	7	19Bet Ori	0.10000	14000.	102	30204	No
54	GOM_NL__2PRFIN20071210_034927_000000492064_00090_30204_7615.N1	10-DEC-2007 03:49:27	Tw_and_stray	49.000	13	87Alp Tau	0.86700	3800.0	98	30204	No
55	GOM_NL__2PRFIN20071210_035125_000000462064_00090_30204_7616.N1	10-DEC-2007 03:51:25	Bright	46.000	146	25Eta Tau	2.8730	15200.	92	30204	No
56	GOM_NL__2PRFIN20071210_035339_000000372064_00090_30204_7617.N1	10-DEC-2007 03:53:39	Bright	37.000	150	44Zet Per	2.8900	28000.	74	30204	No
57	GOM_NL__2PRFIN20071210_035600_000000372064_00090_30204_7618.N1	10-DEC-2007 03:56:00	Bright	36.500	149	45Eps Per	2.8880	30000.	73	30204	No
58	GOM_NL__2PRFIN20071210_035808_000000362064_00090_30204_7619.N1	10-DEC-2007 03:58:08	Bright	36.000	175	39Del Per	3.0100	19400.	72	30204	No
59	GOM_NL__2PRFIN20071210_040948_000000342064_00090_30204_7620.N1	10-DEC-2007 04:09:48	Bright	33.500	49	1Alp UMi	1.9900	6300.0	67	30204	No
60	GOM_NL__2PRFIN20071210_041432_000000332064_00090_30204_7621.N1	10-DEC-2007 04:14:32	Bright	33.000	60	7Bet UMi	2.0810	3950.0	66	30204	No
61	GOM_NL__2PRFIN20071210_041926_000000422064_00090_30204_7622.N1	10-DEC-2007 04:19:26	Bright	42.000	32	77Eps UMa	1.7630	11000.	84	30204	No
62	GOM_NL__2PRFIN20071210_042147_000000392064_00090_30204_7623.N1	10-DEC-2007 04:21:47	Bright	39.000	39	85Eta UMa	1.8540	24000.	78	30204	No
63	GOM_NL__2PRFIN20071210_042455_000000342064_00090_30204_7624.N1	10-DEC-2007 04:24:55	Bright	34.000	180	27Gam Boo	3.0400	8000.0	68	30204	No
64	GOM_NL__2PRFIN20071210_042802_000000352064_00090_30204_7625.N1	10-DEC-2007 04:28:02	Bright	35.000	83		2.3780	11000.	70	30204	No
65	GOM_NL__2PRFIN20071210_043110_000000382064_00090_30204_7626.N1	10-DEC-2007 04:31:10	Bright	37.500	111	8Eta Boo	2.6800	6000.0	75	30204	No
66	GOM_NL__2PRFIN20071210_044034_000000482064_00090_30204_7627.N1	10-DEC-2007 04:40:34	Bright	48.000	15	67Alp Vir	0.97600	28000.	96	30204	No
67	GOM_NL__2PRFIN20071210_044402_000000442064_00090_30204_7628.N1	10-DEC-2007 04:44:02	Twilight	43.500	169	46Gam Hya	2.9910	4700.0	87	30204	No
68	GOM_NL__2PRFIN20071210_044604_000000522064_00090_30204_7629.N1	10-DEC-2007 04:46:04	Dark	51.500	106	9Bet Crv	2.6480	5600.0	103	30204	No
69	GOM_NL__2PRFIN20071210_045130_000000432064_00090_30204_7630.N1	10-DEC-2007 04:51:30	Dark	42.500	64	Gam Cen	2.2000	10600.	85	30204	No
70	GOM_NL__2PRFIN20071210_045330_000000542064_00091_30205_7617.N1	10-DEC-2007 04:53:30	Dark	54.000	26	Gam Cru	1.6240	2900.0	108	30205	No
71	GOM_NL__2PRFIN20071210_045633_000000462064_00091_30205_7618.N1	10-DEC-2007 04:56:33	Dark	45.500	113	Mu Vel	2.6920	5000.0	91	30205	No
72	GOM_NL__2PRFIN20071210_045932_000000382064_00091_30205_7619.N1	10-DEC-2007 04:59:32	Dark	37.500	159	Ups Car	2.9200	7200.0	75	30205	No
73	GOM_NL__2PRFIN20071210_050512_000000462064_00091_30205_7620.N1	10-DEC-2007 05:05:12	Dark	46.000	34	Gam2Vel	1.7930	23000.	92	30205	No
74	GOM_NL__2PRFIN20071210_050749_000000502064_00091_30205_7621.N1	10-DEC-2007 05:07:49	Dark	50.000	2	Alp Car	-0.73600	7000.0	100	30205	No
75	GOM_NL__2PRFIN20071210_051401_000000432064_00091_30205_7622.N1	10-DEC-2007 05:14:01	Dark	42.500	108	Alp Col	2.6520	15200.	85	30205	No
76	GOM_NL__2PRFIN20071210_051915_000000492064_00091_30205_7623.N1	10-DEC-2007 05:19:15	Straylight	49.000	101	11Alp Lep	2.5820	7000.0	98	30205	No
77	GOM_NL__2PRFIN20071210_052230_000000522064_00091_30205_7624.N1	10-DEC-2007 05:22:30	Straylight	51.500	7	19Bet Ori	0.10000	14000.	103	30205	No
78	GOM_NL__2PRFIN20071210_053003_000000512064_00091_30205_7625.N1	10-DEC-2007 05:30:03	Tw_and_stray	51.000	13	87Alp Tau	0.86700	3800.0	102	30205	No
79	GOM_NL__2PRFIN20071210_053201_000000362064_00091_30205_7626.N1	10-DEC-2007 05:32:01	Bright	36.000	146	25Eta Tau	2.8730	15200.	72	30205	No
80	GOM_NL__2PRFIN20071210_053415_000000362064_00091_30205_7627.N1	10-DEC-2007 05:34:15	Bright	35.500	150	44Zet Per	2.8900	28000.	71	30205	No
81	GOM_NL__2PRFIN20071210_053636_000000352064_00091_30205_7628.N1	10-DEC-2007 05:36:36	Bright	35.000	149	45Eps Per	2.8880	30000.	70	30205	No
82	GOM_NL__2PRFIN20071210_053844_000000342064_00091_30205_7629.N1	10-DEC-2007 05:38:44	Bright	34.000	175	39Del Per	3.0100	19400.	68	30205	No
83	GOM_NL__2PRFIN20071210_055024_000000352064_00091_30205_7630.N1	10-DEC-2007 05:50:24	Bright	34.500	49	1Alp UMi	1.9900	6300.0	69	30205	No
84	GOM_NL__2PRFIN20071210_055508_000000392064_00091_30205_7631.N1	10-DEC-2007 05:55:08	Bright	38.500	60	7Bet UMi	2.0810	3950.0	77	30205	No
85	GOM_NL__2PRFIN20071210_060002_000000422064_00091_30205_7632.N1	10-DEC-2007 06:00:02	Bright	42.000	32	77Eps UMa	1.7630	11000.	84	30205	No
86	GOM_NL__2PRFIN20071210_060223_000000522064_00091_30205_7633.N1	10-DEC-2007 06:02:23	Bright	51.500	39	85Eta UMa	1.8540	24000.	103	30205	No
87	GOM_NL__2PRFIN20071210_060531_000000382064_00091_30205_7634.N1	10-DEC-2007 06:05:31	Bright	37.500	180	27Gam Boo	3.0400	8000.0	75	30205	No
88	GOM_NL__2PRFIN20071210_060838_000000342064_00091_30205_7635.N1	10-DEC-2007 06:08:38	Bright	34.000	83		2.3780	11000.	68	30205	No
89	GOM_NL__2PRFIN20071210_061147_000000372064_00091_30205_7636.N1	10-DEC-2007 06:11:47	Bright	36.500	111	8Eta Boo	2.6800	6000.0	73	30205	No
90	GOM_NL__2PRFIN20071210_062111_000000502064_00091_30205_7637.N1	10-DEC-2007 06:21:11	Bright	50.000	15	67Alp Vir	0.97600	28000.	100	30205	No
91	GOM_NL__2PRFIN20071210_062439_000000422064_00091_30205_7638.N1	10-DEC-2007 06:24:39	Twilight	41.500	169	46Gam Hya	2.9910	4700.0	83	30205	No
92	GOM_NL__2PRFIN20071210_062641_000000492064_00091_30205_7639.N1	10-DEC-2007 06:26:41	Dark	48.500	106	9Bet Crv	2.6480	5600.0	97	30205	No
93	GOM_NL__2PRFIN20071210_063207_000000422064_00091_30205_7640.N1	10-DEC-2007 06:32:07	Dark	42.000	64	Gam Cen	2.2000	10600.	84	30205	No
94	GOM_NL__2PRFIN20071210_063406_000000452064_00092_30206_7652.N1	10-DEC-2007 06:34:06	Dark	45.000	26	Gam Cru	1.6240	2900.0	90	30206	No
95	GOM_NL__2PRFIN20071210_063710_000000442064_00092_30206_7653.N1	10-DEC-2007 06:37:10	Dark	43.500	113	Mu Vel	2.6920	5000.0	87	30206	No
96	GOM_NL__2PRFIN20071210_064009_000000402064_00092_30206_7654.N1	10-DEC-2007 06:40:09	Dark	39.500	159	Ups Car	2.9200	7200.0	79	30206	No
97	GOM_NL__2PRFIN20071210_064549_000000462064_00092_30206_7655.N1	10-DEC-2007 06:45:49	Dark	46.000	34	Gam2Vel	1.7930	23000.	92	30206	No
98	GOM_NL__2PRFIN20071210_064826_000000492064_00092_30206_7656.N1	10-DEC-2007 06:48:26	Dark	49.000	2	Alp Car	-0.73600	7000.0	98	30206	No
99	GOM_NL__2PRFIN20071210_065437_000000422064_00092_30206_7657.N1	10-DEC-2007 06:54:37	Dark	42.000	108	Alp Col	2.6520	15200.	84	30206	No
100	GOM_NL__2PRFIN20071210_065952_000000502064_00092_30206_7658.N1	10-DEC-2007 06:59:52	Straylight	49.500	101	11Alp Lep	2.5820	7000.0	99	30206	No
101	GOM_NL__2PRFIN20071210_070306_000000512064_00092_30206_7659.N1	10-DEC-2007 07:03:06	Straylight	51.000	7	19Bet Ori	0.10000	14000.	102	30206	No

102	GOM_NL__2PRFIN20071210_071039_000000572064_00092_30206_7660.N1	10-DEC-2007 07:10:39	Twilight	57.000	13	87Alp Tau	0.86700	3800.0	114	30206	No
103	GOM_NL__2PRFIN20071210_071237_000000372064_00092_30206_7661.N1	10-DEC-2007 07:12:37	Bright	37.000	146	25Eta Tau	2.8730	15200.	74	30206	No
104	GOM_NL__2PRFIN20071210_071451_000000372064_00092_30206_7662.N1	10-DEC-2007 07:14:51	Bright	36.500	150	44Zet Per	2.8900	28000.	73	30206	No
105	GOM_NL__2PRFIN20071210_071712_000000362064_00092_30206_7663.N1	10-DEC-2007 07:17:12	Bright	36.000	149	45Eps Per	2.8880	30000.	72	30206	No
106	GOM_NL__2PRFIN20071210_071920_000000352064_00092_30206_7664.N1	10-DEC-2007 07:19:20	Bright	34.500	175	39Del Per	3.0100	19400.	69	30206	No
107	GOM_NL__2PRFIN20071210_073100_000000362064_00092_30206_7665.N1	10-DEC-2007 07:31:00	Bright	35.500	49	1Alp UMi	1.9900	6300.0	71	30206	No
108	GOM_NL__2PRFIN20071210_073544_000000342064_00092_30206_7666.N1	10-DEC-2007 07:35:44	Bright	33.500	60	7Bet UMi	2.0810	3950.0	67	30206	No
109	GOM_NL__2PRFIN20071210_074038_000000412064_00092_30206_7667.N1	10-DEC-2007 07:40:38	Bright	41.000	32	77Eps UMa	1.7630	11000.	82	30206	No
110	GOM_NL__2PRFIN20071210_074259_000000382064_00092_30206_7668.N1	10-DEC-2007 07:42:59	Bright	37.500	39	85Eta UMa	1.8540	24000.	75	30206	No
111	GOM_NL__2PRFIN20071210_074607_000000342064_00092_30206_7669.N1	10-DEC-2007 07:46:07	Bright	34.000	180	27Gam Boo	3.0400	8000.0	68	30206	No
112	GOM_NL__2PRFIN20071210_074914_000000362064_00092_30206_7670.N1	10-DEC-2007 07:49:14	Bright	35.500	83		2.3780	11000.	71	30206	No
113	GOM_NL__2PRFIN20071210_075223_000000382064_00092_30206_7671.N1	10-DEC-2007 07:52:23	Bright	37.500	111	8Eta Boo	2.6800	6000.0	75	30206	No
114	GOM_NL__2PRFIN20071210_080147_000000482064_00092_30206_7672.N1	10-DEC-2007 08:01:47	Bright	48.000	15	67Alp Vir	0.97600	28000.	96	30206	No
115	GOM_NL__2PRFIN20071210_080515_000000432064_00092_30206_7673.N1	10-DEC-2007 08:05:15	Twilight	42.500	169	46Gam Hya	2.9910	4700.0	85	30206	No
116	GOM_NL__2PRFIN20071210_080718_000000502064_00092_30206_7674.N1	10-DEC-2007 08:07:18	Dark	50.000	106	9Bet Crv	2.6480	5600.0	100	30206	No
117	GOM_NL__2PRFIN20071210_081243_000000402064_00092_30206_7675.N1	10-DEC-2007 08:12:43	Dark	40.000	64	Gam Cen	2.2000	10600.	80	30206	No
118	GOM_NL__2PRFIN20071210_081443_000000432064_00093_30207_7684.N1	10-DEC-2007 08:14:43	Dark	42.500	26	Gam Cru	1.6240	2900.0	85	30207	No
119	GOM_NL__2PRFIN20071210_081746_000000442064_00093_30207_7685.N1	10-DEC-2007 08:17:46	Dark	44.000	113	Mu Vel	2.6920	5000.0	88	30207	No
120	GOM_NL__2PRFIN20071210_082045_000000382064_00093_30207_7686.N1	10-DEC-2007 08:20:45	Dark	38.000	159	Ups Car	2.9200	7200.0	76	30207	No
121	GOM_NL__2PRFIN20071210_082625_000000522064_00093_30207_7687.N1	10-DEC-2007 08:26:25	Dark	51.500	34	Gam2Vel	1.7930	23000.	103	30207	No
122	GOM_NL__2PRFIN20071210_082902_000000462064_00093_30207_7688.N1	10-DEC-2007 08:29:02	Dark	46.000	2	Alp Car	-0.73600	7000.0	92	30207	No
123	GOM_NL__2PRFIN20071210_083514_000000442064_00093_30207_7689.N1	10-DEC-2007 08:35:14	Straylight	43.500	108	Alp Col	2.6520	15200.	87	30207	No
124	GOM_NL__2PRFIN20071210_084028_000000482064_00093_30207_7690.N1	10-DEC-2007 08:40:28	Straylight	48.000	101	11Alp Lep	2.5820	7000.0	96	30207	No
125	GOM_NL__2PRFIN20071210_084342_000000532064_00093_30207_7691.N1	10-DEC-2007 08:43:42	Straylight	53.000	7	19Bet Ori	0.10000	14000.	106	30207	No
126	GOM_NL__2PRFIN20071210_085115_000000522064_00093_30207_7692.N1	10-DEC-2007 08:51:15	Twilight	51.500	13	87Alp Tau	0.86700	3800.0	103	30207	No
127	GOM_NL__2PRFIN20071210_085313_000000362064_00093_30207_7693.N1	10-DEC-2007 08:53:13	Bright	36.000	146	25Eta Tau	2.8730	15200.	72	30207	No
128	GOM_NL__2PRFIN20071210_085527_000000362064_00093_30207_7694.N1	10-DEC-2007 08:55:27	Bright	35.500	150	44Zet Per	2.8900	28000.	71	30207	No
129	GOM_NL__2PRFIN20071210_085748_000000362064_00093_30207_7695.N1	10-DEC-2007 08:57:48	Bright	35.500	149	45Eps Per	2.8880	30000.	71	30207	No
130	GOM_NL__2PRFIN20071210_085956_000000352064_00093_30207_7696.N1	10-DEC-2007 08:59:56	Bright	35.000	175	39Del Per	3.0100	19400.	70	30207	No
131	GOM_NL__2PRFIN20071210_091136_000000372064_00093_30207_7697.N1	10-DEC-2007 09:11:36	Bright	36.500	49	1Alp UMi	1.9900	6300.0	73	30207	No
132	GOM_NL__2PRFIN20071210_091620_000000372064_00093_30207_7698.N1	10-DEC-2007 09:16:20	Bright	36.500	60	7Bet UMi	2.0810	3950.0	73	30207	No
133	GOM_NL__2PRFIN20071210_092113_000000402064_00093_30207_7699.N1	10-DEC-2007 09:21:13	Bright	40.000	32	77Eps UMa	1.7630	11000.	80	30207	No
134	GOM_NL__2PRFIN20071210_092335_000000382064_00093_30207_7700.N1	10-DEC-2007 09:23:35	Bright	37.500	39	85Eta UMa	1.8540	24000.	75	30207	No
135	GOM_NL__2PRFIN20071210_092643_000000342064_00093_30207_7701.N1	10-DEC-2007 09:26:43	Bright	34.000	180	27Gam Boo	3.0400	8000.0	68	30207	No
136	GOM_NL__2PRFIN20071210_092950_000000342064_00093_30207_7702.N1	10-DEC-2007 09:29:50	Bright	34.000	83		2.3780	11000.	68	30207	No
137	GOM_NL__2PRFIN20071210_093259_000000382064_00093_30207_7703.N1	10-DEC-2007 09:32:59	Bright	37.500	111	8Eta Boo	2.6800	6000.0	75	30207	No
138	GOM_NL__2PRFIN20071210_094224_000000442064_00093_30207_7704.N1	10-DEC-2007 09:42:24	Bright	43.500	15	67Alp Vir	0.97600	28000.	87	30207	No
139	GOM_NL__2PRFIN20071210_094552_000000432064_00093_30207_7705.N1	10-DEC-2007 09:45:52	Twilight	43.000	169	46Gam Hya	2.9910	4700.0	86	30207	No
140	GOM_NL__2PRFIN20071210_094755_000000482064_00093_30207_7706.N1	10-DEC-2007 09:47:55	Dark	47.500	106	9Bet Crv	2.6480	5600.0	95	30207	No
141	GOM_NL__2PRFIN20071210_095320_000000402064_00093_30207_7707.N1	10-DEC-2007 09:53:20	Dark	40.000	64	Gam Cen	2.2000	10600.	80	30207	No
142	GOM_NL__2PRFIN20071210_095519_000000422064_00094_30208_7700.N1	10-DEC-2007 09:55:19	Dark	42.000	26	Gam Cru	1.6240	2900.0	84	30208	No
143	GOM_NL__2PRFIN20071210_095823_000000452064_00094_30208_7701.N1	10-DEC-2007 09:58:23	Dark	44.500	113	Mu Vel	2.6920	5000.0	89	30208	No
144	GOM_NL__2PRFIN20071210_100122_000000382064_00094_30208_7702.N1	10-DEC-2007 10:01:22	Dark	38.000	159	Ups Car	2.9200	7200.0	76	30208	No
145	GOM_NL__2PRFIN20071210_100702_000000492064_00094_30208_7703.N1	10-DEC-2007 10:07:02	Dark	49.000	34	Gam2Vel	1.7930	23000.	98	30208	No
146	GOM_NL__2PRFIN20071210_100939_000000472064_00094_30208_7704.N1	10-DEC-2007 10:09:39	Dark	47.000	2	Alp Car	-0.73600	7000.0	94	30208	No
147	GOM_NL__2PRFIN20071210_101550_000000422064_00094_30208_7705.N1	10-DEC-2007 10:15:50	Straylight	42.000	108	Alp Col	2.6520	15200.	84	30208	No
148	GOM_NL__2PRFIN20071210_102104_000000482064_00094_30208_7706.N1	10-DEC-2007 10:21:04	Straylight	48.000	101	11Alp Lep	2.5820	7000.0	96	30208	No
149	GOM_NL__2PRFIN20071210_102418_000000522064_00094_30208_7707.N1	10-DEC-2007 10:24:18	Straylight	51.500	7	19Bet Ori	0.10000	14000.	103	30208	No
150	GOM_NL__2PRFIN20071210_103151_000000572064_00094_30208_7708.N1	10-DEC-2007 10:31:51	Twilight	57.000	13	87Alp Tau	0.86700	3800.0	114	30208	No
151	GOM_NL__2PRFIN20071210_103349_000000362064_00094_30208_7709.N1	10-DEC-2007 10:33:49	Bright	35.500	146	25Eta Tau	2.8730	15200.	71	30208	No
152	GOM_NL__2PRFIN20071210_103603_000000362064_00094_30208_7710.N1	10-DEC-2007 10:36:03	Bright	36.000	150	44Zet Per	2.8900	28000.	72	30208	No
153	GOM_NL__2PRFIN20071210_103823_000000342064_00094_30208_7711.N1	10-DEC-2007 10:38:23	Bright	34.000	149	45Eps Per	2.8880	30000.	68	30208	No
154	GOM_NL__2PRFIN20071210_104032_000000362064_00094_30208_7712.N1	10-DEC-2007 10:40:32	Bright	35.500	175	39Del Per	3.0100	19400.	71	30208	No
155	GOM_NL__2PRFIN20071210_105212_000000362064_00094_30208_7713.N1	10-DEC-2007 10:52:12	Bright	35.500	49	1Alp UMi	1.9900	6300.0	71	30208	No
156	GOM_NL__2PRFIN20071210_105656_000000382064_00094_30208_7714.N1	10-DEC-2007 10:56:56	Bright	37.500	60	7Bet UMi	2.0810	3950.0	75	30208	No
157	GOM_NL__2PRFIN20071210_110149_000000432064_00094_30208_7715.N1	10-DEC-2007 11:01:49	Bright	43.000	32	77Eps UMa	1.7630	11000.	86	30208	No
158	GOM_NL__2PRFIN20071210_110411_000000402064_00094_30208_7716.N1	10-DEC-2007 11:04:11	Bright	39.500	39	85Eta UMa	1.8540	24000.	79	30208	No
159	GOM_NL__2PRFIN20071210_110720_000000352064_00094_30208_7717.N1	10-DEC-2007 11:07:20	Bright	34.500	180	27Gam Boo	3.0400	8000.0	69	30208	No
160	GOM_NL__2PRFIN20071210_111026_000000352064_00094_30208_7718.N1	10-DEC-2007 11:10:26	Bright	35.000	83		2.3780	11000.	70	30208	No

161	GOM_NL__2PRFIN20071210_111335_000000382064_00094_30208_7719.N1	10-DEC-2007 11:13:35	Bright	38.000	111	8Eta Boo	2.6800	6000.0	76	30208	No
162	GOM_NL__2PRFIN20071210_112300_000000452064_00094_30208_7720.N1	10-DEC-2007 11:23:00	Bright	45.000	15	67Alp Vir	0.97600	28000.	90	30208	No
163	GOM_NL__2PRFIN20071210_112628_000000432064_00094_30208_7721.N1	10-DEC-2007 11:26:28	Twilight	42.500	169	46Gam Hya	2.9910	4700.0	85	30208	No
164	GOM_NL__2PRFIN20071210_112832_000000512064_00094_30208_7722.N1	10-DEC-2007 11:28:32	Dark	50.500	106	9Bet Crv	2.6480	5600.0	101	30208	No
165	GOM_NL__2PRFIN20071210_113356_000000402064_00094_30208_7723.N1	10-DEC-2007 11:33:56	Dark	39.500	64	Gam Cen	2.2000	10600.	79	30208	No
166	GOM_NL__2PRFIN20071210_113555_000000542064_00095_30209_7725.N1	10-DEC-2007 11:35:55	Dark	54.000	26	Gam Cru	1.6240	2900.0	108	30209	No
167	GOM_NL__2PRFIN20071210_113900_000000492064_00095_30209_7726.N1	10-DEC-2007 11:39:00	Dark	49.000	113	Mu Vel	2.6920	5000.0	98	30209	No
168	GOM_NL__2PRFIN20071210_114158_000000392064_00095_30209_7727.N1	10-DEC-2007 11:41:58	Dark	39.000	159	Ups Car	2.9200	7200.0	78	30209	No
169	GOM_NL__2PRFIN20071210_114739_000000542064_00095_30209_7728.N1	10-DEC-2007 11:47:39	Dark	53.500	34	Gam2Vel	1.7930	23000.	107	30209	No
170	GOM_NL__2PRFIN20071210_115015_000000502064_00095_30209_7729.N1	10-DEC-2007 11:50:15	Dark	50.000	2	Alp Car	-0.73600	7000.0	100	30209	No
171	GOM_NL__2PRFIN20071210_115626_000000432064_00095_30209_7730.N1	10-DEC-2007 11:56:26	Straylight	42.500	108	Alp Col	2.6520	15200.	85	30209	No
172	GOM_NL__2PRFIN20071210_120140_000000482064_00095_30209_7731.N1	10-DEC-2007 12:01:40	Straylight	48.000	101	11Alp Lep	2.5820	7000.0	96	30209	No
173	GOM_NL__2PRFIN20071210_120454_000000512064_00095_30209_7732.N1	10-DEC-2007 12:04:54	Straylight	50.500	7	19Bet Ori	0.10000	14000.	101	30209	No
174	GOM_NL__2PRFIN20071210_121226_000000552064_00095_30209_7733.N1	10-DEC-2007 12:12:26	Tw_and_stray	55.000	13	87Alp Tau	0.86700	3800.0	110	30209	No
175	GOM_NL__2PRFIN20071210_121424_000000362064_00095_30209_7734.N1	10-DEC-2007 12:14:24	Bright	35.500	146	25Eta Tau	2.8730	15200.	71	30209	No
176	GOM_NL__2PRFIN20071210_121639_000000362064_00095_30209_7735.N1	10-DEC-2007 12:16:39	Bright	35.500	150	44Zet Per	2.8900	28000.	71	30209	No
177	GOM_NL__2PRFIN20071210_121859_000000362064_00095_30209_7736.N1	10-DEC-2007 12:18:59	Bright	35.500	149	45Eps Per	2.8880	30000.	71	30209	No
178	GOM_NL__2PRFIN20071210_122108_000000352064_00095_30209_7737.N1	10-DEC-2007 12:21:08	Bright	34.500	175	39Del Per	3.0100	19400.	69	30209	No
179	GOM_NL__2PRFIN20071210_123248_000000352064_00095_30209_7738.N1	10-DEC-2007 12:32:48	Bright	35.000	49	1Alp UMi	1.9900	6300.0	70	30209	No
180	GOM_NL__2PRFIN20071210_123732_000000332064_00095_30209_7739.N1	10-DEC-2007 12:37:32	Bright	32.500	60	7Bet UMi	2.0810	3950.0	65	30209	No
181	GOM_NL__2PRFIN20071210_124225_000000412064_00095_30209_7740.N1	10-DEC-2007 12:42:25	Bright	40.500	32	77Eps UMa	1.7630	11000.	81	30209	No
182	GOM_NL__2PRFIN20071210_124447_000000382064_00095_30209_7741.N1	10-DEC-2007 12:44:47	Bright	38.000	39	85Eta UMa	1.8540	24000.	76	30209	No
183	GOM_NL__2PRFIN20071210_124755_000000372064_00095_30209_7742.N1	10-DEC-2007 12:47:55	Bright	36.500	180	27Gam Boo	3.0400	8000.0	73	30209	No
184	GOM_NL__2PRFIN20071210_125102_000000352064_00095_30209_7743.N1	10-DEC-2007 12:51:02	Bright	34.500	83		2.3780	11000.	69	30209	No
185	GOM_NL__2PRFIN20071210_125412_000000392064_00095_30209_7744.N1	10-DEC-2007 12:54:12	Bright	39.000	111	8Eta Boo	2.6800	6000.0	78	30209	No
186	GOM_NL__2PRFIN20071210_130337_000000462064_00095_30209_7745.N1	10-DEC-2007 13:03:37	Bright	45.500	15	67Alp Vir	0.97600	28000.	91	30209	No
187	GOM_NL__2PRFIN20071210_130705_000000422064_00095_30209_7746.N1	10-DEC-2007 13:07:05	Twilight	42.000	169	46Gam Hya	2.9910	4700.0	84	30209	No
188	GOM_NL__2PRFIN20071210_130908_000000482064_00095_30209_7747.N1	10-DEC-2007 13:09:08	Dark	47.500	106	9Bet Crv	2.6480	5600.0	95	30209	No
189	GOM_NL__2PRFIN20071210_131433_000000422064_00095_30209_7748.N1	10-DEC-2007 13:14:33	Dark	41.500	64	Gam Cen	2.2000	10600.	83	30209	No
190	GOM_NL__2PRFIN20071210_131632_000000422064_00096_30210_7735.N1	10-DEC-2007 13:16:32	Dark	42.000	26	Gam Cru	1.6240	2900.0	84	30210	No
191	GOM_NL__2PRFIN20071210_131937_000000452064_00096_30210_7736.N1	10-DEC-2007 13:19:37	Dark	44.500	113	Mu Vel	2.6920	5000.0	89	30210	No
192	GOM_NL__2PRFIN20071210_132234_000000382064_00096_30210_7737.N1	10-DEC-2007 13:22:34	Dark	37.500	159	Ups Car	2.9200	7200.0	75	30210	No
193	GOM_NL__2PRFIN20071210_132815_000000472064_00096_30210_7738.N1	10-DEC-2007 13:28:15	Dark	46.500	34	Gam2Vel	1.7930	23000.	93	30210	No
194	GOM_NL__2PRFIN20071210_133051_000000472064_00096_30210_7739.N1	10-DEC-2007 13:30:51	Dark	46.500	2	Alp Car	-0.73600	7000.0	93	30210	No
195	GOM_NL__2PRFIN20071210_133702_000000422064_00096_30210_7740.N1	10-DEC-2007 13:37:02	Straylight	41.500	108	Alp Col	2.6520	15200.	83	30210	No
196	GOM_NL__2PRFIN20071210_134216_000000472064_00096_30210_7741.N1	10-DEC-2007 13:42:16	Straylight	47.000	101	11Alp Lep	2.5820	7000.0	94	30210	No
197	GOM_NL__2PRFIN20071210_134530_000000522064_00096_30210_7742.N1	10-DEC-2007 13:45:30	Straylight	51.500	7	19Bet Ori	0.10000	14000.	103	30210	No
198	GOM_NL__2PRFIN20071210_135302_000000532064_00096_30210_7743.N1	10-DEC-2007 13:53:02	Tw_and_stray	52.500	13	87Alp Tau	0.86700	3800.0	105	30210	No
199	GOM_NL__2PRFIN20071210_135500_000000362064_00096_30210_7744.N1	10-DEC-2007 13:55:00	Bright	36.000	146	25Eta Tau	2.8730	15200.	72	30210	No
200	GOM_NL__2PRFIN20071210_135714_000000362064_00096_30210_7745.N1	10-DEC-2007 13:57:14	Bright	36.000	150	44Zet Per	2.8900	28000.	72	30210	No
201	GOM_NL__2PRFIN20071210_135935_000000362064_00096_30210_7746.N1	10-DEC-2007 13:59:35	Bright	35.500	149	45Eps Per	2.8880	30000.	71	30210	No
202	GOM_NL__2PRFIN20071210_140144_000000342064_00096_30210_7747.N1	10-DEC-2007 14:01:44	Bright	34.000	175	39Del Per	3.0100	19400.	68	30210	No
203	GOM_NL__2PRFIN20071210_141324_000000372064_00096_30210_7748.N1	10-DEC-2007 14:13:24	Bright	36.500	49	1Alp UMi	1.9900	6300.0	73	30210	No
204	GOM_NL__2PRFIN20071210_141808_000000372064_00096_30210_7749.N1	10-DEC-2007 14:18:08	Bright	36.500	60	7Bet UMi	2.0810	3950.0	73	30210	No
205	GOM_NL__2PRFIN20071210_142301_000000412064_00096_30210_7750.N1	10-DEC-2007 14:23:01	Bright	40.500	32	77Eps UMa	1.7630	11000.	81	30210	No
206	GOM_NL__2PRFIN20071210_142523_000000362064_00096_30210_7751.N1	10-DEC-2007 14:25:23	Bright	36.000	39	85Eta UMa	1.8540	24000.	72	30210	No
207	GOM_NL__2PRFIN20071210_142832_000000342064_00096_30210_7752.N1	10-DEC-2007 14:28:32	Bright	34.000	180	27Gam Boo	3.0400	8000.0	68	30210	No
208	GOM_NL__2PRFIN20071210_143138_000000362064_00096_30210_7753.N1	10-DEC-2007 14:31:38	Bright	36.000	83		2.3780	11000.	72	30210	No
209	GOM_NL__2PRFIN20071210_143448_000000382064_00096_30210_7754.N1	10-DEC-2007 14:34:48	Bright	37.500	111	8Eta Boo	2.6800	6000.0	75	30210	No
210	GOM_NL__2PRFIN20071210_144413_000000452064_00096_30210_7755.N1	10-DEC-2007 14:44:13	Bright	44.500	15	67Alp Vir	0.97600	28000.	89	30210	No
211	GOM_NL__2PRFIN20071210_144741_000000442064_00096_30210_7756.N1	10-DEC-2007 14:47:41	Twilight	44.000	169	46Gam Hya	2.9910	4700.0	88	30210	No
212	GOM_NL__2PRFIN20071210_144945_000000522064_00096_30210_7757.N1	10-DEC-2007 14:49:45	Dark	52.000	106	9Bet Crv	2.6480	5600.0	104	30210	No
213	GOM_NL__2PRFIN20071210_145509_000000402064_00096_30210_7758.N1	10-DEC-2007 14:55:09	Dark	39.500	64	Gam Cen	2.2000	10600.	79	30210	No
214	GOM_NL__2PRFIN20071210_145708_000000512064_00097_30211_7755.N1	10-DEC-2007 14:57:08	Dark	51.000	26	Gam Cru	1.6240	2900.0	102	30211	No
215	GOM_NL__2PRFIN20071210_150013_000000442064_00097_30211_7756.N1	10-DEC-2007 15:00:13	Dark	44.000	113	Mu Vel	2.6920	5000.0	88	30211	No
216	GOM_NL__2PRFIN20071210_150311_000000382064_00097_30211_7757.N1	10-DEC-2007 15:03:11	Dark	38.000	159	Ups Car	2.9200	7200.0	76	30211	No
217	GOM_NL__2PRFIN20071210_150852_000000532064_00097_30211_7758.N1	10-DEC-2007 15:08:52	Dark	53.000	34	Gam2Vel	1.7930	23000.	106	30211	No
218	GOM_NL__2PRFIN20071210_151128_000000492064_00097_30211_7759.N1	10-DEC-2007 15:11:28	Dark	48.500	2	Alp Car	-0.73600	7000.0	97	30211	No
219	GOM_NL__2PRFIN20071210_151738_000000442064_00097_30211_7760.N1	10-DEC-2007 15:17:38	Straylight	43.500	108	Alp Col	2.6520	15200.	87	30211	No

220	GOM_NL__2PRFIN20071210_152252_000000472064_00097_30211_7761.N1	10-DEC-2007 15:22:52	Straylight	46.500	101	11Alp Lep	2.5820	7000.0	93	30211	No
221	GOM_NL__2PRFIN20071210_152606_000000562064_00097_30211_7762.N1	10-DEC-2007 15:26:06	Straylight	56.000	7	19Bet Ori	0.10000	14000.	112	30211	No
222	GOM_NL__2PRFIN20071210_153338_000000572064_00097_30211_7763.N1	10-DEC-2007 15:33:38	Tw_i_and_stray	57.000	13	87Alp Tau	0.86700	3800.0	114	30211	No
223	GOM_NL__2PRFIN20071210_153536_000000362064_00097_30211_7764.N1	10-DEC-2007 15:35:36	Bright	36.000	146	25Eta Tau	2.8730	15200.	72	30211	No
224	GOM_NL__2PRFIN20071210_153750_000000372064_00097_30211_7765.N1	10-DEC-2007 15:37:50	Bright	36.500	150	44Zet Per	2.8900	28000.	73	30211	No
225	GOM_NL__2PRFIN20071210_154011_000000372064_00097_30211_7766.N1	10-DEC-2007 15:40:11	Bright	36.500	149	45Eps Per	2.8880	30000.	73	30211	No
226	GOM_NL__2PRFIN20071210_155400_000000362064_00097_30211_7767.N1	10-DEC-2007 15:54:00	Bright	35.500	49	1Alp UMi	1.9900	6300.0	71	30211	No
227	GOM_NL__2PRFIN20071210_155843_000000372064_00097_30211_7768.N1	10-DEC-2007 15:58:43	Bright	37.000	60	7Bet UMi	2.0810	3950.0	74	30211	No
228	GOM_NL__2PRFIN20071210_160336_000000472064_00097_30211_7769.N1	10-DEC-2007 16:03:36	Bright	47.000	32	77Eps UMa	1.7630	11000.	94	30211	No
229	GOM_NL__2PRFIN20071210_160559_000000392064_00097_30211_7770.N1	10-DEC-2007 16:05:59	Bright	38.500	39	85Eta UMa	1.8540	24000.	77	30211	No
230	GOM_NL__2PRFIN20071210_160907_000000352064_00097_30211_7771.N1	10-DEC-2007 16:09:07	Bright	34.500	180	27Gam Boo	3.0400	8000.0	69	30211	No
231	GOM_NL__2PRFIN20071210_161214_000000352064_00097_30211_7772.N1	10-DEC-2007 16:12:14	Bright	34.500	83		2.3780	11000.	69	30211	No
232	GOM_NL__2PRFIN20071210_161524_000000382064_00097_30211_7773.N1	10-DEC-2007 16:15:24	Bright	38.000	111	8Eta Boo	2.6800	6000.0	76	30211	No
233	GOM_NL__2PRFIN20071210_162450_000000492064_00097_30211_7774.N1	10-DEC-2007 16:24:50	Bright	48.500	15	67Alp Vir	0.97600	28000.	97	30211	No
234	GOM_NL__2PRFIN20071210_162818_000000412064_00097_30211_7775.N1	10-DEC-2007 16:28:18	Twilight	41.000	169	46Gam Hya	2.9910	4700.0	82	30211	No
235	GOM_NL__2PRFIN20071210_163022_000000482064_00097_30211_7776.N1	10-DEC-2007 16:30:22	Dark	48.000	106	9Bet Crv	2.6480	5600.0	96	30211	No
236	GOM_NL__2PRFIN20071210_163546_000000442064_00097_30211_7777.N1	10-DEC-2007 16:35:46	Dark	44.000	64	Gam Cen	2.2000	10600.	88	30211	No
237	GOM_NL__2PRFIN20071210_163745_000000492064_00098_30212_7768.N1	10-DEC-2007 16:37:45	Dark	49.000	26	Gam Cru	1.6240	2900.0	98	30212	No
238	GOM_NL__2PRFIN20071210_164050_000000442064_00098_30212_7769.N1	10-DEC-2007 16:40:50	Dark	44.000	113	Mu Vel	2.6920	5000.0	88	30212	No
239	GOM_NL__2PRFIN20071210_164347_000000382064_00098_30212_7770.N1	10-DEC-2007 16:43:47	Dark	38.000	159	Ups Car	2.9200	7200.0	76	30212	No
240	GOM_NL__2PRFIN20071210_164929_000000472064_00098_30212_7771.N1	10-DEC-2007 16:49:29	Dark	47.000	34	Gam2Vel	1.7930	23000.	94	30212	No
241	GOM_NL__2PRFIN20071210_165204_000000482064_00098_30212_7772.N1	10-DEC-2007 16:52:04	Dark	48.000	2	Alp Car	-0.73600	7000.0	96	30212	No
242	GOM_NL__2PRFIN20071210_165815_000000432064_00098_30212_7773.N1	10-DEC-2007 16:58:15	Straylight	42.500	108	Alp Col	2.6520	15200.	85	30212	No
243	GOM_NL__2PRFIN20071210_170328_000000452064_00098_30212_7774.N1	10-DEC-2007 17:03:28	Straylight	45.000	101	11Alp Lep	2.5820	7000.0	90	30212	No
244	GOM_NL__2PRFIN20071210_170642_000000542064_00098_30212_7775.N1	10-DEC-2007 17:06:42	Straylight	54.000	7	19Bet Ori	0.10000	14000.	108	30212	No
245	GOM_NL__2PRFIN20071210_171414_000000562064_00098_30212_7776.N1	10-DEC-2007 17:14:14	Tw_i_and_stray	56.000	13	87Alp Tau	0.86700	3800.0	112	30212	No
246	GOM_NL__2PRFIN20071210_171612_000000382064_00098_30212_7777.N1	10-DEC-2007 17:16:12	Bright	38.000	146	25Eta Tau	2.8730	15200.	76	30212	No
247	GOM_NL__2PRFIN20071210_171826_000000352064_00098_30212_7778.N1	10-DEC-2007 17:18:26	Bright	35.000	150	44Zet Per	2.8900	28000.	70	30212	No
248	GOM_NL__2PRFIN20071210_172047_000000362064_00098_30212_7779.N1	10-DEC-2007 17:20:47	Bright	35.500	149	45Eps Per	2.8880	30000.	71	30212	No
249	GOM_NL__2PRFIN20071210_172255_000000342064_00098_30212_7780.N1	10-DEC-2007 17:22:55	Bright	34.000	175	39Del Per	3.0100	19400.	68	30212	No
250	GOM_NL__2PRFIN20071210_173436_000000382064_00098_30212_7781.N1	10-DEC-2007 17:34:36	Bright	37.500	49	1Alp UMi	1.9900	6300.0	75	30212	No
251	GOM_NL__2PRFIN20071210_173919_000000382064_00098_30212_7782.N1	10-DEC-2007 17:39:19	Bright	38.000	60	7Bet UMi	2.0810	3950.0	76	30212	No
252	GOM_NL__2PRFIN20071210_174412_000000422064_00098_30212_7783.N1	10-DEC-2007 17:44:12	Bright	41.500	32	77Eps UMa	1.7630	11000.	83	30212	No
253	GOM_NL__2PRFIN20071210_174635_000000372064_00098_30212_7784.N1	10-DEC-2007 17:46:35	Bright	37.000	39	85Eta UMa	1.8540	24000.	74	30212	No
254	GOM_NL__2PRFIN20071210_174944_000000352064_00098_30212_7785.N1	10-DEC-2007 17:49:44	Bright	35.000	180	27Gam Boo	3.0400	8000.0	70	30212	No
255	GOM_NL__2PRFIN20071210_175250_000000342064_00098_30212_7786.N1	10-DEC-2007 17:52:50	Bright	34.000	83		2.3780	11000.	68	30212	No
256	GOM_NL__2PRFIN20071210_175600_000000372064_00098_30212_7787.N1	10-DEC-2007 17:56:00	Bright	36.500	111	8Eta Boo	2.6800	6000.0	73	30212	No
257	GOM_NL__2PRFIN20071210_180527_000000502064_00098_30212_7788.N1	10-DEC-2007 18:05:27	Bright	50.000	15	67Alp Vir	0.97600	28000.	100	30212	No
258	GOM_NL__2PRFIN20071210_180855_000000432064_00098_30212_7789.N1	10-DEC-2007 18:08:55	Twilight	42.500	169	46Gam Hya	2.9910	4700.0	85	30212	No
259	GOM_NL__2PRFIN20071210_181059_000000462064_00098_30212_7790.N1	10-DEC-2007 18:10:59	Dark	45.500	106	9Bet Crv	2.6480	5600.0	91	30212	No
260	GOM_NL__2PRFIN20071210_181622_000000402064_00098_30212_7791.N1	10-DEC-2007 18:16:22	Dark	39.500	64	Gam Cen	2.2000	10600.	79	30212	No
261	GOM_NL__2PRFIN20071210_181821_000000542064_00099_30213_7782.N1	10-DEC-2007 18:18:21	Dark	53.500	26	Gam Cru	1.6240	2900.0	107	30213	No
262	GOM_NL__2PRFIN20071210_182127_000000442064_00099_30213_7783.N1	10-DEC-2007 18:21:27	Dark	44.000	113	Mu Vel	2.6920	5000.0	88	30213	No
263	GOM_NL__2PRFIN20071210_182424_000000392064_00099_30213_7784.N1	10-DEC-2007 18:24:24	Dark	39.000	159	Ups Car	2.9200	7200.0	78	30213	No
264	GOM_NL__2PRFIN20071210_183006_000000512064_00099_30213_7785.N1	10-DEC-2007 18:30:06	Dark	51.000	34	Gam2Vel	1.7930	23000.	102	30213	No
265	GOM_NL__2PRFIN20071210_183241_000000562064_00099_30213_7786.N1	10-DEC-2007 18:32:41	Dark	55.500	2	Alp Car	-0.73600	7000.0	111	30213	No
266	GOM_NL__2PRFIN20071210_183851_000000432064_00099_30213_7787.N1	10-DEC-2007 18:38:51	Straylight	43.000	108	Alp Col	2.6520	15200.	86	30213	No
267	GOM_NL__2PRFIN20071210_184404_000000492064_00099_30213_7788.N1	10-DEC-2007 18:44:04	Straylight	49.000	101	11Alp Lep	2.5820	7000.0	98	30213	No
268	GOM_NL__2PRFIN20071210_184718_000000512064_00099_30213_7789.N1	10-DEC-2007 18:47:18	Straylight	50.500	7	19Bet Ori	0.10000	14000.	101	30213	No
269	GOM_NL__2PRFIN20071210_185449_000000542064_00099_30213_7790.N1	10-DEC-2007 18:54:49	Tw_i_and_stray	54.000	13	87Alp Tau	0.86700	3800.0	108	30213	No
270	GOM_NL__2PRFIN20071210_185648_000000362064_00099_30213_7791.N1	10-DEC-2007 18:56:48	Bright	36.000	146	25Eta Tau	2.8730	15200.	72	30213	No
271	GOM_NL__2PRFIN20071210_185902_000000362064_00099_30213_7792.N1	10-DEC-2007 18:59:02	Bright	36.000	150	44Zet Per	2.8900	28000.	72	30213	No
272	GOM_NL__2PRFIN20071210_190123_000000342064_00099_30213_7793.N1	10-DEC-2007 19:01:23	Bright	34.000	149	45Eps Per	2.8880	30000.	68	30213	No
273	GOM_NL__2PRFIN20071210_190331_000000342064_00099_30213_7794.N1	10-DEC-2007 19:03:31	Bright	33.500	175	39Del Per	3.0100	19400.	67	30213	No
274	GOM_NL__2PRFIN20071210_191512_000000372064_00099_30213_7795.N1	10-DEC-2007 19:15:12	Bright	36.500	49	1Alp UMi	1.9900	6300.0	73	30213	No
275	GOM_NL__2PRFIN20071210_191955_000000342064_00099_30213_7796.N1	10-DEC-2007 19:19:55	Bright	33.500	60	7Bet UMi	2.0810	3950.0	67	30213	No
276	GOM_NL__2PRFIN20071210_192448_000000392064_00099_30213_7797.N1	10-DEC-2007 19:24:48	Bright	39.000	32	77Eps UMa	1.7630	11000.	78	30213	No
277	GOM_NL__2PRFIN20071210_192711_000000382064_00099_30213_7798.N1	10-DEC-2007 19:27:11	Bright	37.500	39	85Eta UMa	1.8540	24000.	75	30213	No
278	GOM_NL__2PRFIN20071210_193020_000000362064_00099_30213_7799.N1	10-DEC-2007 19:30:20	Bright	35.500	180	27Gam Boo	3.0400	8000.0	71	30213	No

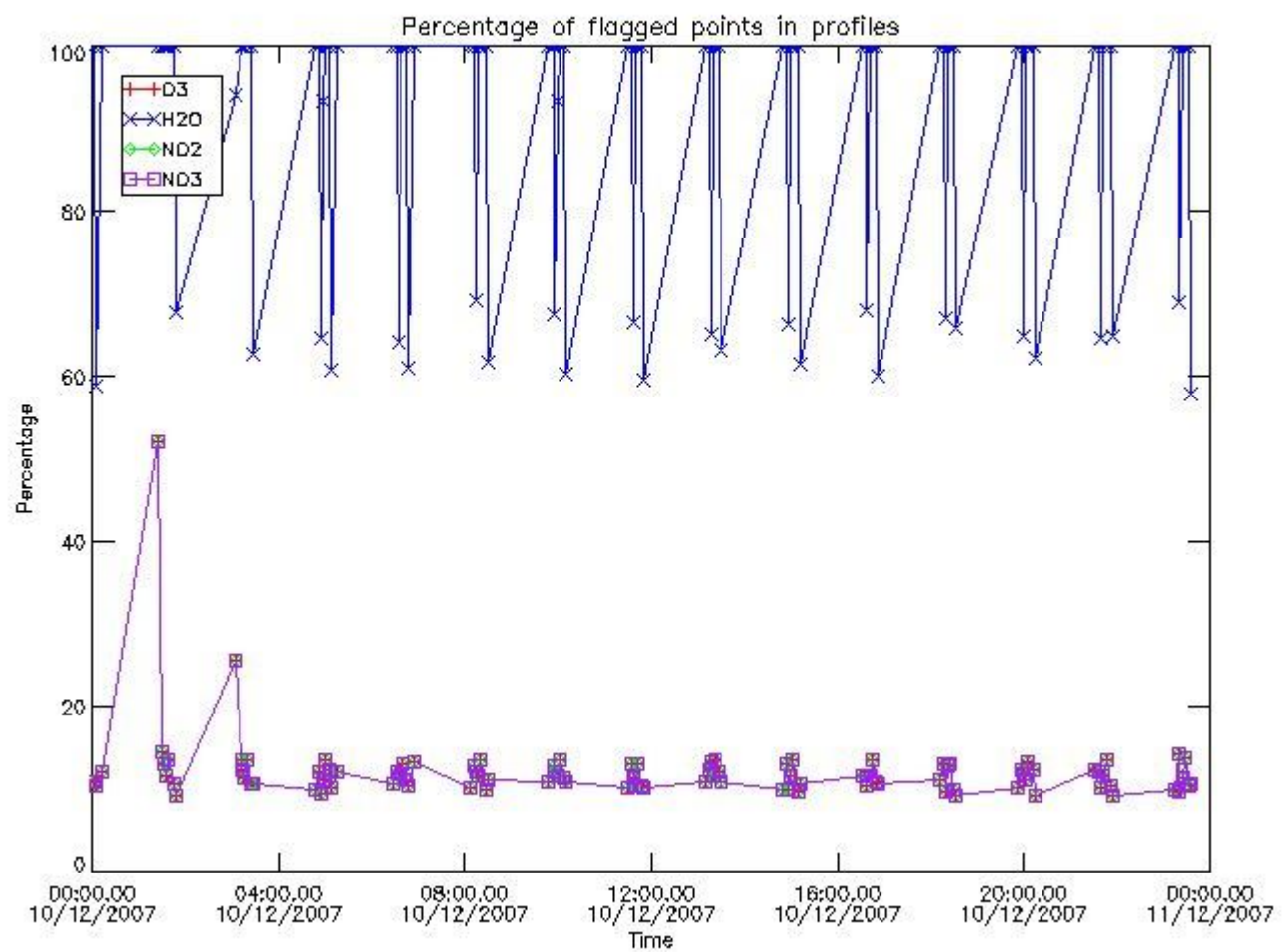
279	GOM_NL__2PRFIN20071210_193327_000000342064_00099_30213_7800.N1	10-DEC-2007 19:33:27	Bright	33.500	83		2.3780	11000.	67	30213	No
280	GOM_NL__2PRFIN20071210_193637_000000472064_00099_30213_7801.N1	10-DEC-2007 19:36:37	Bright	46.500	111	8Eta Boo	2.6800	6000.0	93	30213	No
281	GOM_NL__2PRFIN20071210_194603_000000482064_00099_30213_7802.N1	10-DEC-2007 19:46:03	Bright	48.000	15	67Alp Vir	0.97600	28000.	96	30213	No
282	GOM_NL__2PRFIN20071210_194931_000000432064_00099_30213_7803.N1	10-DEC-2007 19:49:31	Twilight	42.500	169	46Gam Hya	2.9910	4700.0	85	30213	No
283	GOM_NL__2PRFIN20071210_195136_000000502064_00099_30213_7804.N1	10-DEC-2007 19:51:36	Dark	50.000	106	9Bet Crv	2.6480	5600.0	100	30213	No
284	GOM_NL__2PRFIN20071210_195659_000000422064_00099_30213_7805.N1	10-DEC-2007 19:56:59	Dark	41.500	64	Gam Cen	2.2000	10600.	83	30213	No
285	GOM_NL__2PRFIN20071210_195858_000000432064_00100_30214_7795.N1	10-DEC-2007 19:58:58	Dark	43.000	26	Gam Cru	1.6240	2900.0	86	30214	No
286	GOM_NL__2PRFIN20071210_200204_000000462064_00100_30214_7796.N1	10-DEC-2007 20:02:04	Dark	45.500	113	Mu Vel	2.6920	5000.0	91	30214	No
287	GOM_NL__2PRFIN20071210_200500_000000392064_00100_30214_7797.N1	10-DEC-2007 20:05:00	Dark	38.500	159	Ups Car	2.9200	7200.0	77	30214	No
288	GOM_NL__2PRFIN20071210_201042_000000462064_00100_30214_7798.N1	10-DEC-2007 20:10:42	Dark	46.000	34	Gam2Vel	1.7930	23000.	92	30214	No
289	GOM_NL__2PRFIN20071210_201317_000000562064_00100_30214_7799.N1	10-DEC-2007 20:13:17	Dark	56.000	2	Alp Car	-0.73600	7000.0	112	30214	No
290	GOM_NL__2PRFIN20071210_201927_000000422064_00100_30214_7800.N1	10-DEC-2007 20:19:27	Straylight	42.000	108	Alp Col	2.6520	15200.	84	30214	No
291	GOM_NL__2PRFIN20071210_202440_000000472064_00100_30214_7801.N1	10-DEC-2007 20:24:40	Straylight	47.000	101	11Alp Lep	2.5820	7000.0	94	30214	No
292	GOM_NL__2PRFIN20071210_202754_000000602064_00100_30214_7802.N1	10-DEC-2007 20:27:54	Straylight	59.500	7	19Bet Ori	0.10000	14000.	119	30214	No
293	GOM_NL__2PRFIN20071210_203525_000000512064_00100_30214_7803.N1	10-DEC-2007 20:35:25	Tw_and_stray	50.500	13	87Alp Tau	0.86700	3800.0	101	30214	No
294	GOM_NL__2PRFIN20071210_203724_000000352064_00100_30214_7804.N1	10-DEC-2007 20:37:24	Bright	35.000	146	25Eta Tau	2.8730	15200.	70	30214	No
295	GOM_NL__2PRFIN20071210_203938_000000362064_00100_30214_7805.N1	10-DEC-2007 20:39:38	Bright	36.000	150	44Zet Per	2.8900	28000.	72	30214	No
296	GOM_NL__2PRFIN20071210_204159_000000372064_00100_30214_7806.N1	10-DEC-2007 20:41:59	Bright	36.500	149	45Eps Per	2.8880	30000.	73	30214	No
297	GOM_NL__2PRFIN20071210_204407_000000342064_00100_30214_7807.N1	10-DEC-2007 20:44:07	Bright	34.000	175	39Del Per	3.0100	19400.	68	30214	No
298	GOM_NL__2PRFIN20071210_205548_000000362064_00100_30214_7808.N1	10-DEC-2007 20:55:48	Bright	36.000	49	1Alp UMi	1.9900	6300.0	72	30214	No
299	GOM_NL__2PRFIN20071210_210031_000000382064_00100_30214_7809.N1	10-DEC-2007 21:00:31	Bright	37.500	60	7Bet UMi	2.0810	3950.0	75	30214	No
300	GOM_NL__2PRFIN20071210_210524_000000392064_00100_30214_7810.N1	10-DEC-2007 21:05:24	Bright	38.500	32	77Eps UMa	1.7630	11000.	77	30214	No
301	GOM_NL__2PRFIN20071210_210746_000000372064_00100_30214_7811.N1	10-DEC-2007 21:07:46	Bright	36.500	39	85Eta UMa	1.8540	24000.	73	30214	No
302	GOM_NL__2PRFIN20071210_211056_000000352064_00100_30214_7812.N1	10-DEC-2007 21:10:56	Bright	34.500	180	27Gam Boo	3.0400	8000.0	69	30214	No
303	GOM_NL__2PRFIN20071210_211403_000000362064_00100_30214_7813.N1	10-DEC-2007 21:14:03	Bright	36.000	83		2.3780	11000.	72	30214	No
304	GOM_NL__2PRFIN20071210_211713_000000372064_00100_30214_7814.N1	10-DEC-2007 21:17:13	Bright	37.000	111	8Eta Boo	2.6800	6000.0	74	30214	No
305	GOM_NL__2PRFIN20071210_212640_000000492064_00100_30214_7815.N1	10-DEC-2007 21:26:40	Bright	48.500	15	67Alp Vir	0.97600	28000.	97	30214	No
306	GOM_NL__2PRFIN20071210_213008_000000412064_00100_30214_7816.N1	10-DEC-2007 21:30:08	Twilight	41.000	169	46Gam Hya	2.9910	4700.0	82	30214	No
307	GOM_NL__2PRFIN20071210_213213_000000462064_00100_30214_7817.N1	10-DEC-2007 21:32:13	Dark	45.500	106	9Bet Crv	2.6480	5600.0	91	30214	No
308	GOM_NL__2PRFIN20071210_213735_000000432064_00100_30214_7818.N1	10-DEC-2007 21:37:35	Dark	42.500	64	Gam Cen	2.2000	10600.	85	30214	No
309	GOM_NL__2PRFIN20071210_213934_000000502064_00101_30215_7804.N1	10-DEC-2007 21:39:34	Dark	50.000	26	Gam Cru	1.6240	2900.0	100	30215	No
310	GOM_NL__2PRFIN20071210_214241_000000452064_00101_30215_7805.N1	10-DEC-2007 21:42:41	Dark	44.500	113	Mu Vel	2.6920	5000.0	89	30215	No
311	GOM_NL__2PRFIN20071210_214537_000000382064_00101_30215_7806.N1	10-DEC-2007 21:45:37	Dark	37.500	159	Ups Car	2.9200	7200.0	75	30215	No
312	GOM_NL__2PRFIN20071210_215119_000000552064_00101_30215_7807.N1	10-DEC-2007 21:51:19	Dark	54.500	34	Gam2Vel	1.7930	23000.	109	30215	No
313	GOM_NL__2PRFIN20071210_215353_000000562064_00101_30215_7808.N1	10-DEC-2007 21:53:53	Dark	56.000	2	Alp Car	-0.73600	7000.0	112	30215	No
314	GOM_NL__2PRFIN20071210_220004_000000422064_00101_30215_7809.N1	10-DEC-2007 22:00:04	Straylight	42.000	108	Alp Col	2.6520	15200.	84	30215	No
315	GOM_NL__2PRFIN20071210_220516_000000472064_00101_30215_7810.N1	10-DEC-2007 22:05:16	Straylight	46.500	101	11Alp Lep	2.5820	7000.0	93	30215	No
316	GOM_NL__2PRFIN20071210_220830_000000512064_00101_30215_7811.N1	10-DEC-2007 22:08:30	Straylight	50.500	7	19Bet Ori	0.10000	14000.	101	30215	No
317	GOM_NL__2PRFIN20071210_221601_000000482064_00101_30215_7812.N1	10-DEC-2007 22:16:01	Tw_and_stray	48.000	13	87Alp Tau	0.86700	3800.0	96	30215	No
318	GOM_NL__2PRFIN20071210_221800_000000352064_00101_30215_7813.N1	10-DEC-2007 22:18:00	Bright	35.000	146	25Eta Tau	2.8730	15200.	70	30215	No
319	GOM_NL__2PRFIN20071210_222014_000000352064_00101_30215_7814.N1	10-DEC-2007 22:20:14	Bright	34.500	150	44Zet Per	2.8900	28000.	69	30215	No
320	GOM_NL__2PRFIN20071210_222234_000000352064_00101_30215_7815.N1	10-DEC-2007 22:22:34	Bright	34.500	149	45Eps Per	2.8880	30000.	69	30215	No
321	GOM_NL__2PRFIN20071210_222443_000000352064_00101_30215_7816.N1	10-DEC-2007 22:24:43	Bright	34.500	175	39Del Per	3.0100	19400.	69	30215	No
322	GOM_NL__2PRFIN20071210_223624_000000362064_00101_30215_7817.N1	10-DEC-2007 22:36:24	Bright	36.000	49	1Alp UMi	1.9900	6300.0	72	30215	No
323	GOM_NL__2PRFIN20071210_224107_000000382064_00101_30215_7818.N1	10-DEC-2007 22:41:07	Bright	38.000	60	7Bet UMi	2.0810	3950.0	76	30215	No
324	GOM_NL__2PRFIN20071210_224600_000000402064_00101_30215_7819.N1	10-DEC-2007 22:46:00	Bright	40.000	32	77Eps UMa	1.7630	11000.	80	30215	No
325	GOM_NL__2PRFIN20071210_224822_000000392064_00101_30215_7820.N1	10-DEC-2007 22:48:22	Bright	39.000	39	85Eta UMa	1.8540	24000.	78	30215	No
326	GOM_NL__2PRFIN20071210_225132_000000362064_00101_30215_7821.N1	10-DEC-2007 22:51:32	Bright	35.500	180	27Gam Boo	3.0400	8000.0	71	30215	No
327	GOM_NL__2PRFIN20071210_225439_000000342064_00101_30215_7822.N1	10-DEC-2007 22:54:39	Bright	34.000	83		2.3780	11000.	68	30215	No
328	GOM_NL__2PRFIN20071210_225749_000000372064_00101_30215_7823.N1	10-DEC-2007 22:57:49	Bright	37.000	111	8Eta Boo	2.6800	6000.0	74	30215	No
329	GOM_NL__2PRFIN20071210_230716_000000502064_00101_30215_7824.N1	10-DEC-2007 23:07:16	Bright	49.500	15	67Alp Vir	0.97600	28000.	99	30215	No
330	GOM_NL__2PRFIN20071210_231044_000000442064_00101_30215_7825.N1	10-DEC-2007 23:10:44	Twilight	44.000	169	46Gam Hya	2.9910	4700.0	88	30215	No
331	GOM_NL__2PRFIN20071210_231250_000000522064_00101_30215_7826.N1	10-DEC-2007 23:12:50	Dark	51.500	106	9Bet Crv	2.6480	5600.0	103	30215	No
332	GOM_NL__2PRFIN20071210_231812_000000402064_00101_30215_7827.N1	10-DEC-2007 23:18:12	Dark	39.500	64	Gam Cen	2.2000	10600.	79	30215	No
333	GOM_NL__2PRFIN20071210_232010_000000542064_00102_30216_7820.N1	10-DEC-2007 23:20:10	Dark	53.500	26	Gam Cru	1.6240	2900.0	107	30216	No
334	GOM_NL__2PRFIN20071210_232317_000000452064_00102_30216_7821.N1	10-DEC-2007 23:23:17	Dark	45.000	113	Mu Vel	2.6920	5000.0	90	30216	No
335	GOM_NL__2PRFIN20071210_232613_000000372064_00102_30216_7822.N1	10-DEC-2007 23:26:13	Dark	37.000	159	Ups Car	2.9200	7200.0	74	30216	No
336	GOM_NL__2PRFIN20071210_233156_000000502064_00102_30216_7823.N1	10-DEC-2007 23:31:56	Dark	49.500	34	Gam2Vel	1.7930	23000.	99	30216	No
337	GOM_NL__2PRFIN20071210_233430_000000482064_00102_30216_7824.N1	10-DEC-2007 23:34:30	Dark	48.000	2	Alp Car	-0.73600	7000.0	96	30216	No

338	GOM_NL__2PRFIN20071210_234040_000000432064_00102_30216_7825.N1	10-DEC-2007 23:40:40	Straylight	43.000	108	Alp Col	2.6520	15200.	86	30216	No
339	GOM_NL__2PRFIN20071210_234552_000000442064_00102_30216_7826.N1	10-DEC-2007 23:45:52	Straylight	44.000	101	11Alp Lep	2.5820	7000.0	88	30216	No
340	GOM_NL__2PRFIN20071210_234906_000000602064_00102_30216_7827.N1	10-DEC-2007 23:49:06	Straylight	60.000	7	19Bet Ori	0.10000	14000.	120	30216	No
341	GOM_NL__2PRFIN20071210_235637_000000532064_00102_30216_7828.N1	10-DEC-2007 23:56:37	Twilight_stray	53.000	13	87Alp Tau	0.86700	3800.0	106	30216	No
342	GOM_NL__2PRFIN20071210_235836_000000342064_00102_30216_7829.N1	10-DEC-2007 23:58:36	Bright	34.000	146	25Eta Tau	2.8730	15200.	68	30216	No

3. Quality information per product

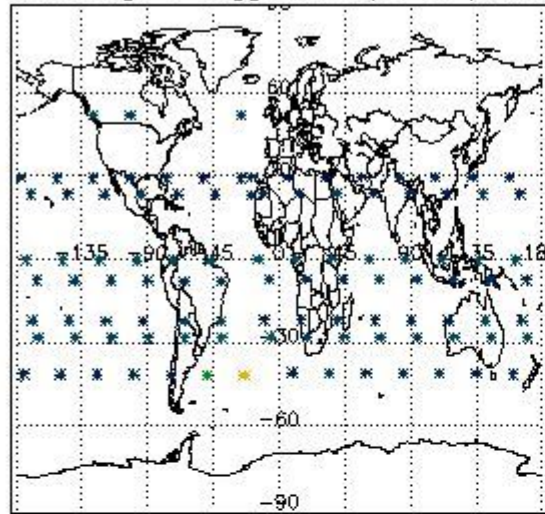
In this section it is plotted some information contained in the Quality Summary data set of the level 2 products. Only products in dark limb conditions and without errors (error flag in the MPH set to "0") are used.

3.1 Plot quality information per product (time dependant)

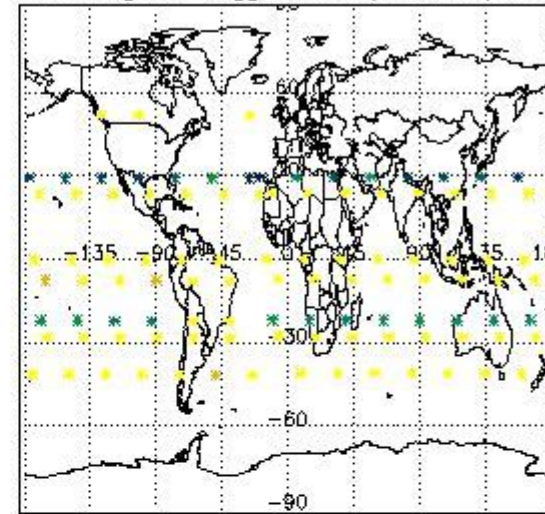


3.2 Plot quality information per product (world map)

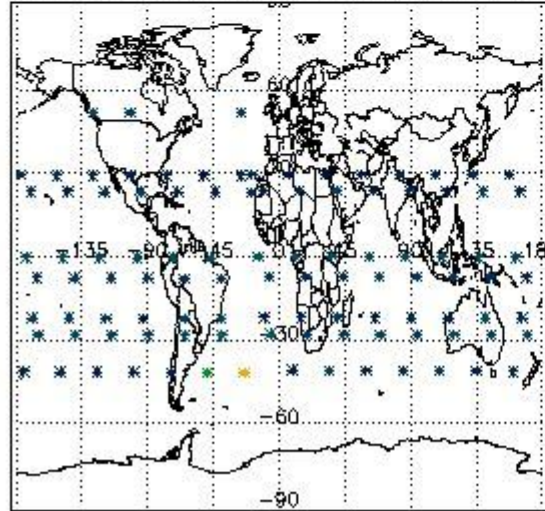
Percentage of flagged data per O3 profile




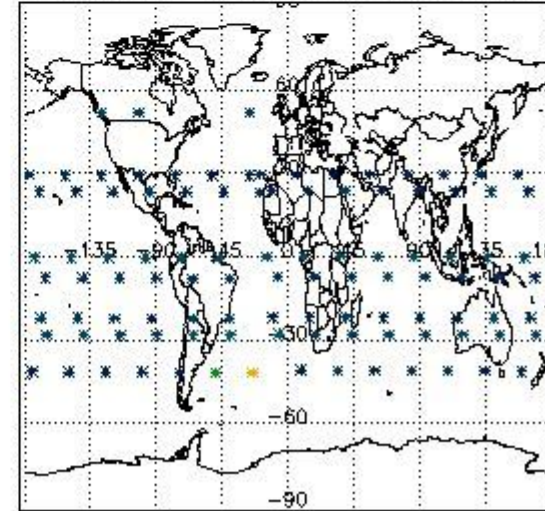
Percentage of flagged data per H2O profile



Percentage of flagged data per NO2 profile



Percentage of flagged data per NO3 profile

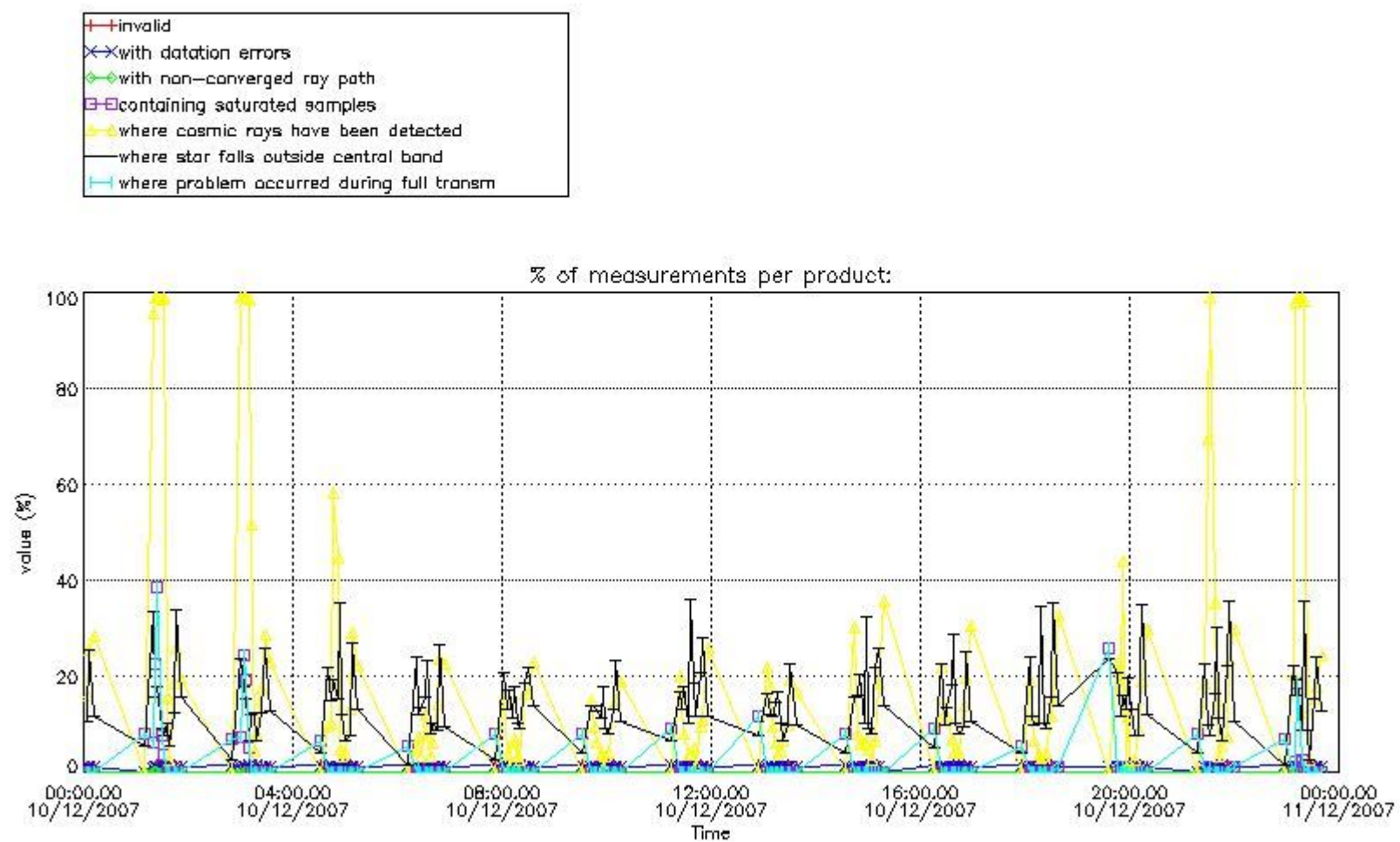


4. Level 1 quality information per product

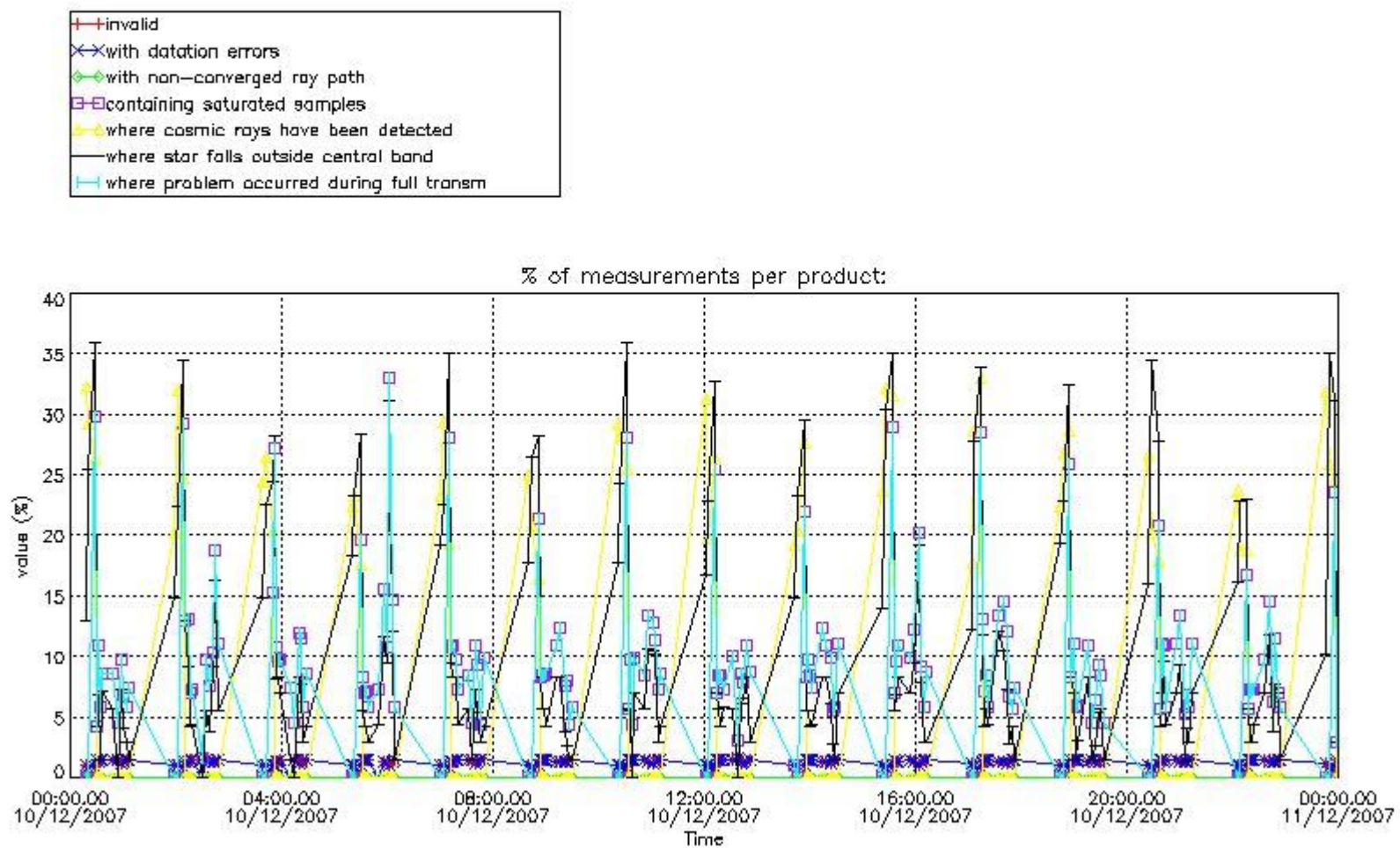
In this section it is plotted some information contained in the Quality Summary data set of the level 2 products that comes from the level 1b processing. Products without errors (error flag in the MPH set to "0") are used.

4.1 Plot quality information per product (time dependant) coming from level 1b processing

4.1.1 Plot level 1 quality information per product (time dependant): ENVISAT ASCENDING passes

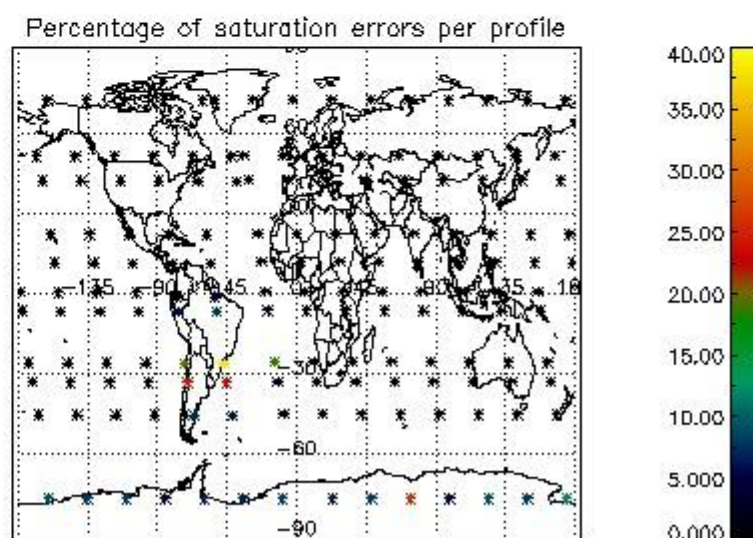
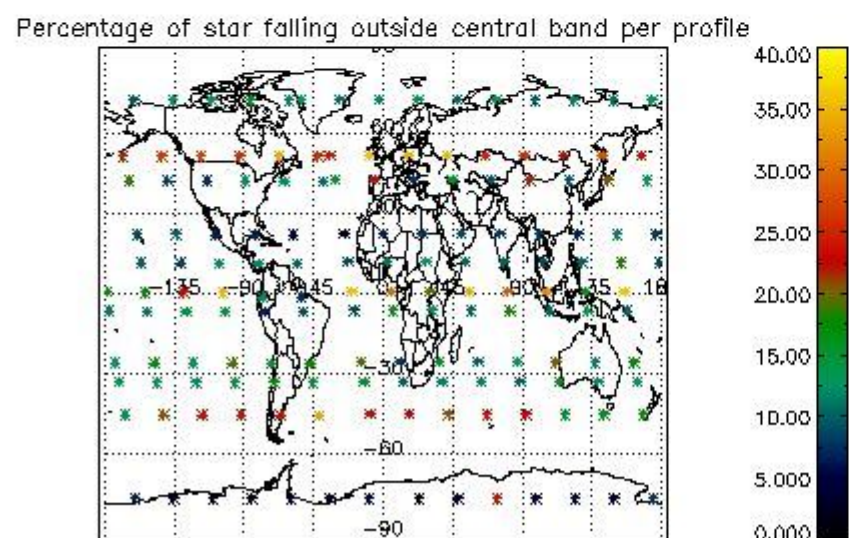
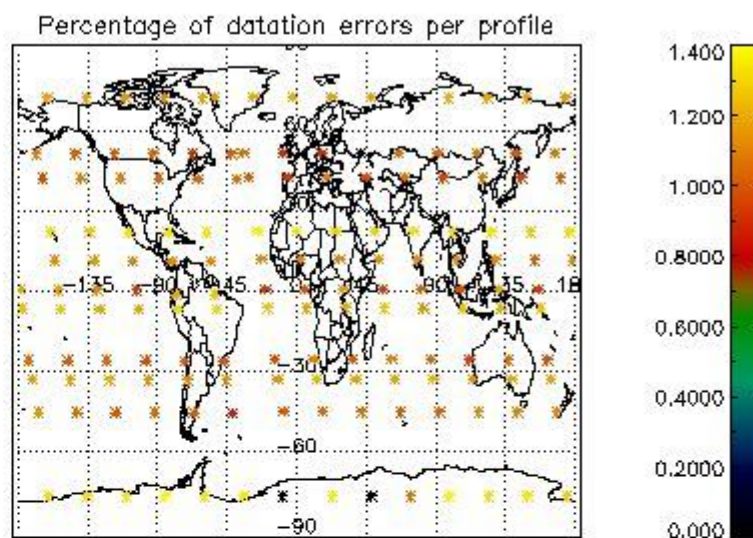
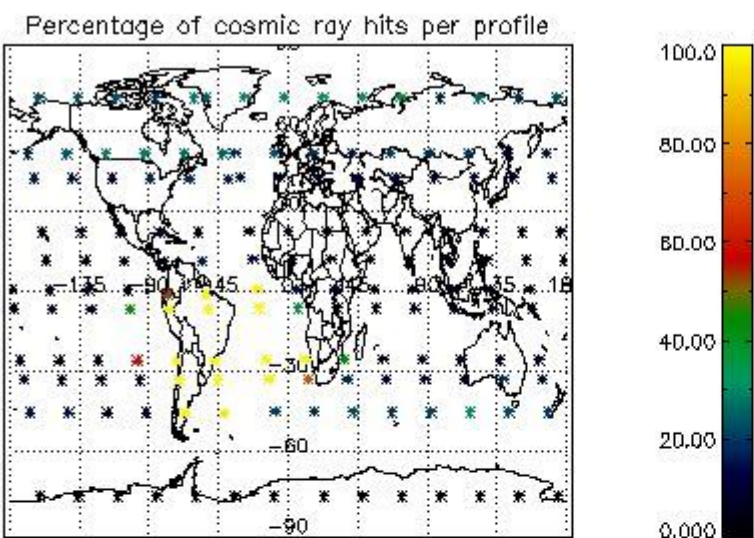


4.1.2 Plot level 1 quality information per product (time dependant): ENVI SAT DESCENDING passes

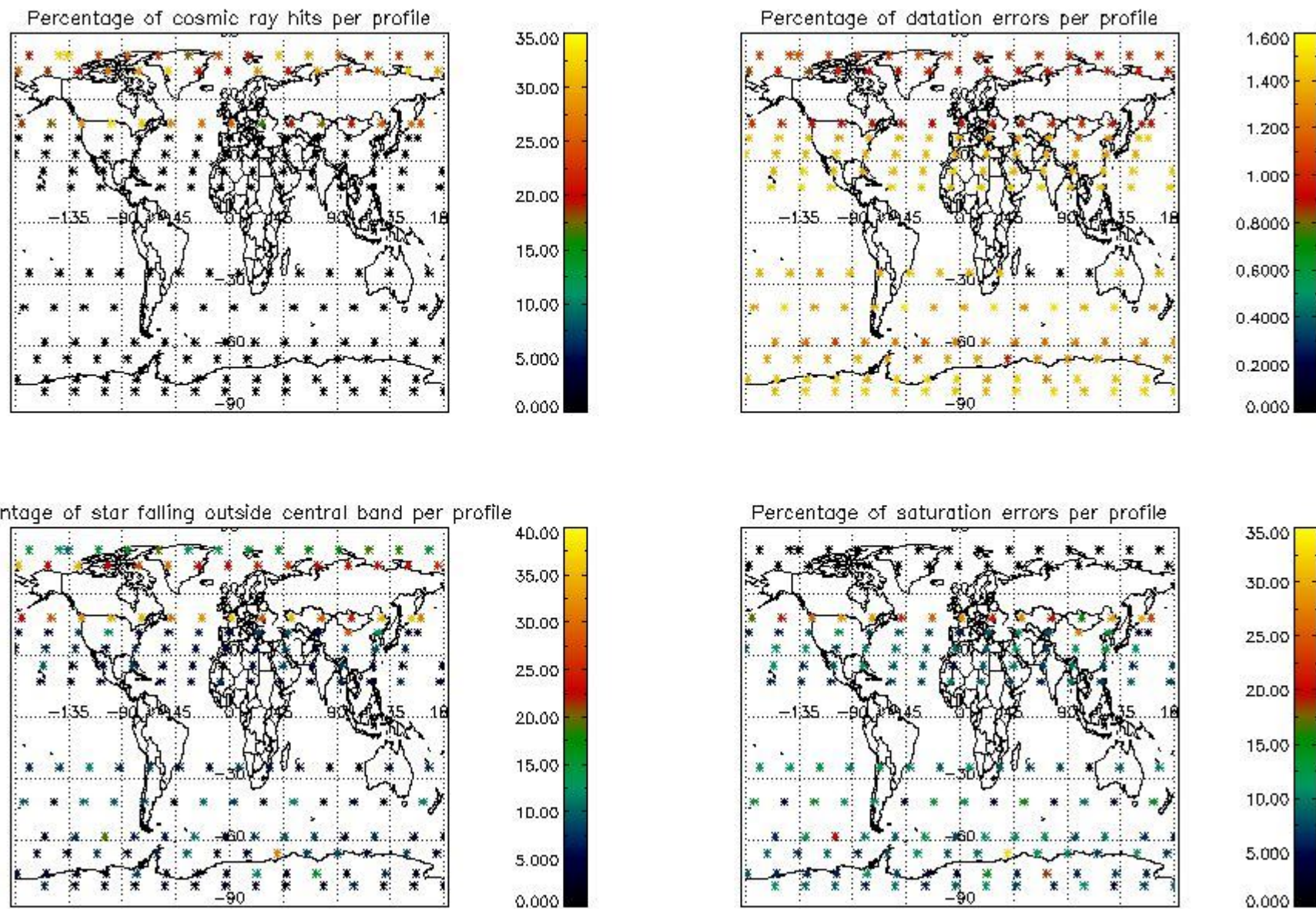


4.2 Plot quality information per product coming from level 1b processing (world map)

4.2.1 Plot level 1 quality information per product (world map): ENVISAT ASCENDING passes



4.2.2 Plot level 1 quality information per product (world map): ENVISAT DESCENDING passes



5. Trace gas profiles

5.1 Ozone statistics based on quality of products

The final quality of the products can be "measured" using the STD (Standard Deviation) attached to every point profile. This information is written to the parameter GOM_NL__2P/NL_LOCAL_SPECIES_DENSITY/o3_std of the level 2 products. The table below shows the statistics for given STD ranges.

The statistics are given with respect to the overall valid production:

- Products without fatal errors: GOM_NL__2P/MPH/PRODUCT_ERR=0
- Valid point profile: GOM_NL__2P/NL_LOCAL_SPECIES_DENSITY/pcd(0)=0

The 'Criteria' is applied to valid points of dark limb products:

- Products in dark limb illumination condition: GOM_NL__2P/NL_SUMMARY_QUALITY/obs_ill_cond=0
- Products without fatal errors: GOM_NL__2P/MPH/PRODUCT_ERR=0
- Valid point profile: GOM_NL__2P/NL_LOCAL_SPECIES_DENSITY/pcd(0)=0

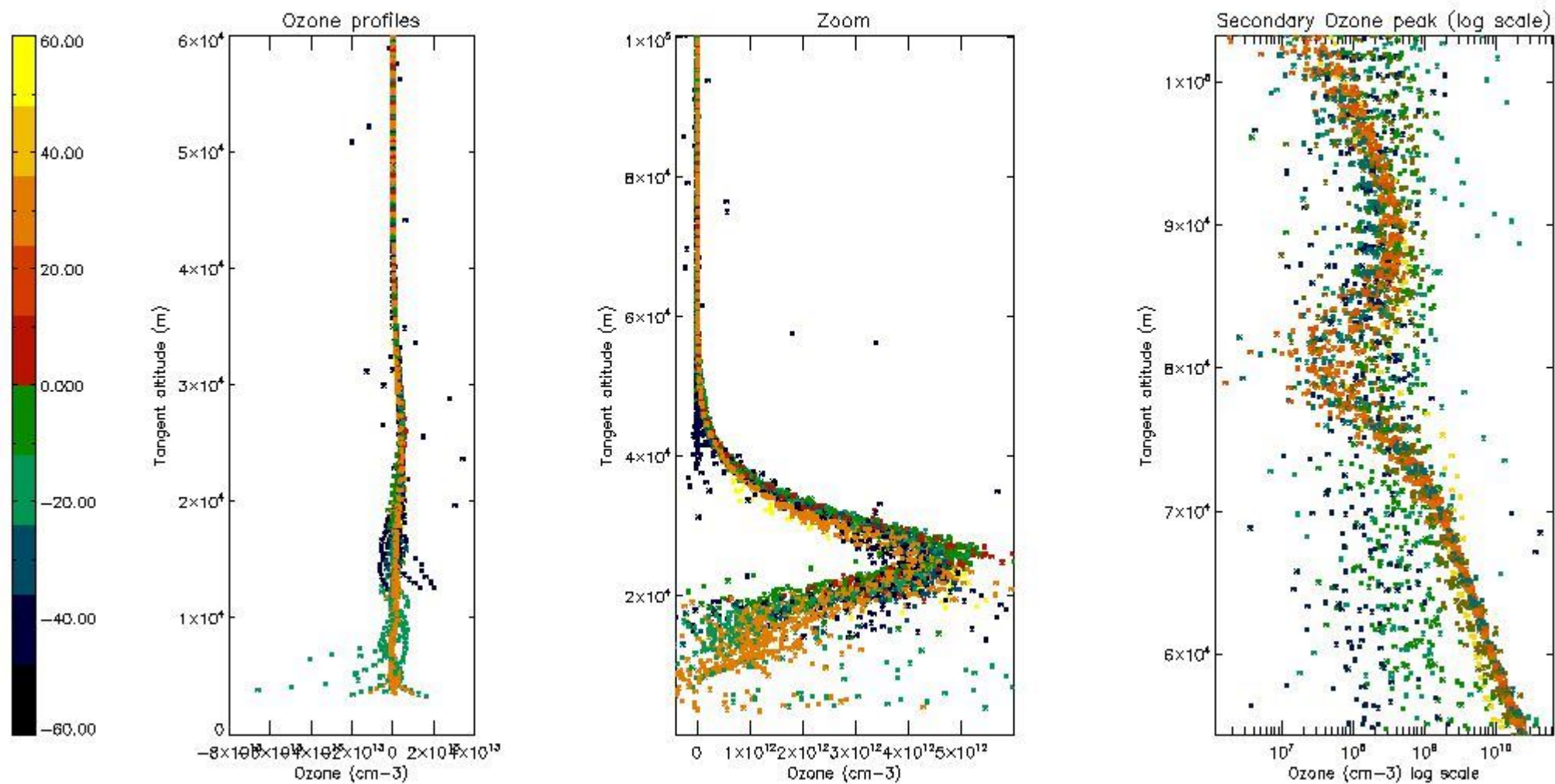
So, the table below shows the percentage of dark limb and valid observations for each criteria with respect to the overall valid daily observations.

Criteria	% of total production
All STD	33
STD < 20	15

STD < 10	11
STD < 5	7

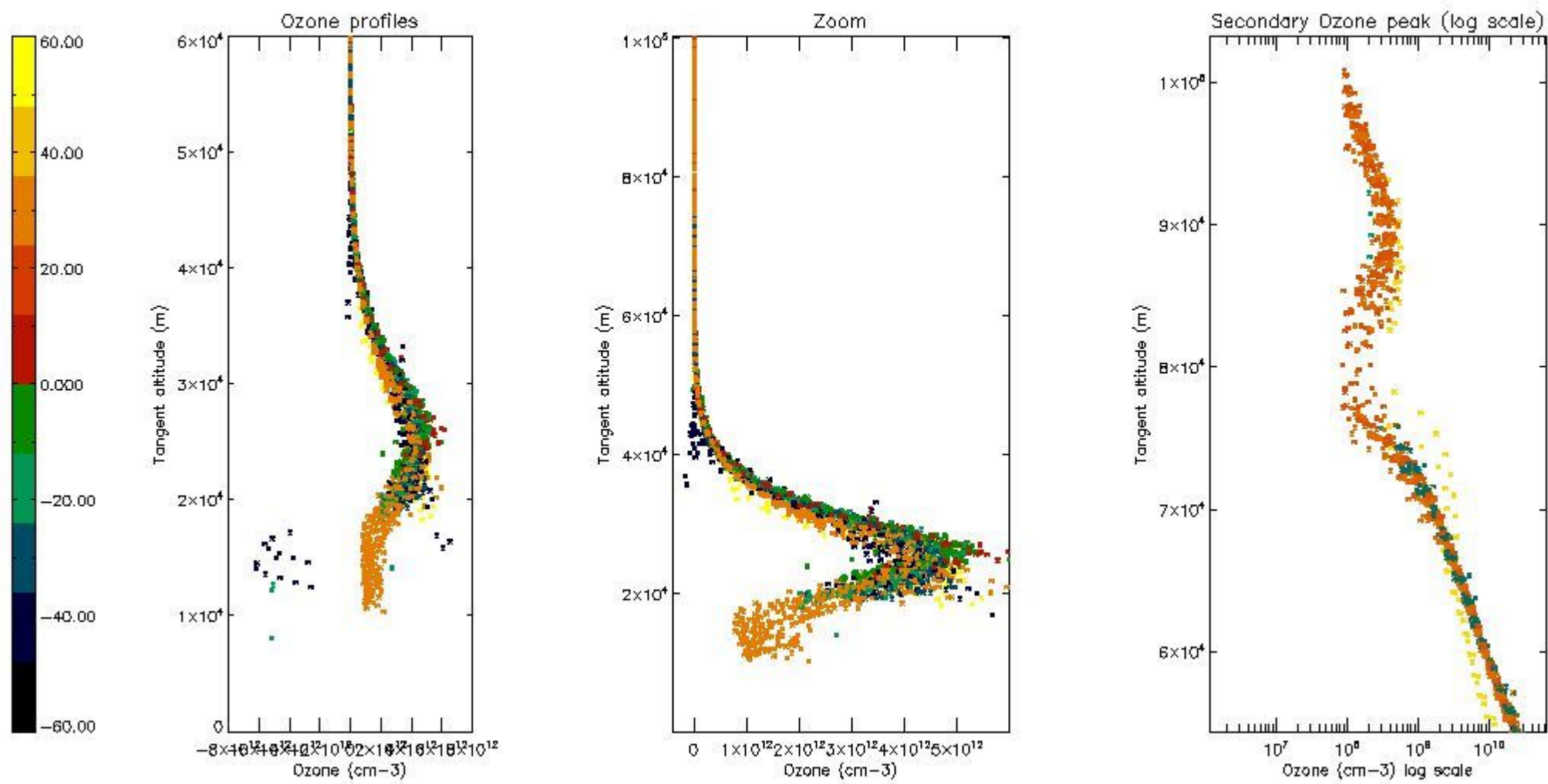
5.2 Plot ozone profiles for all STD (dark without errors)

The colorbar represents the latitude.



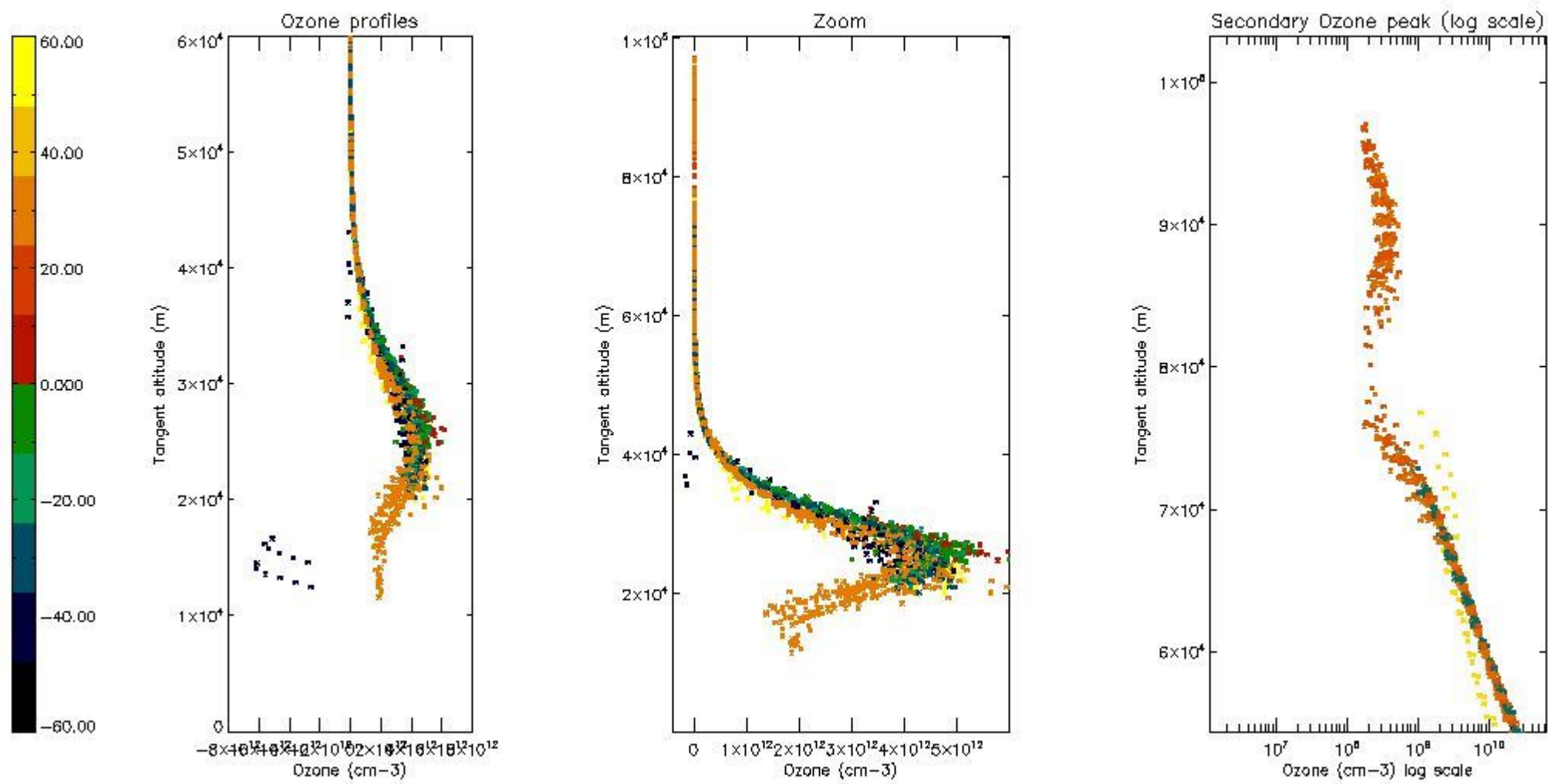
5.3 Plot ozone profiles where STD < 20% (dark without errors)

The colorbar represents the latitude.



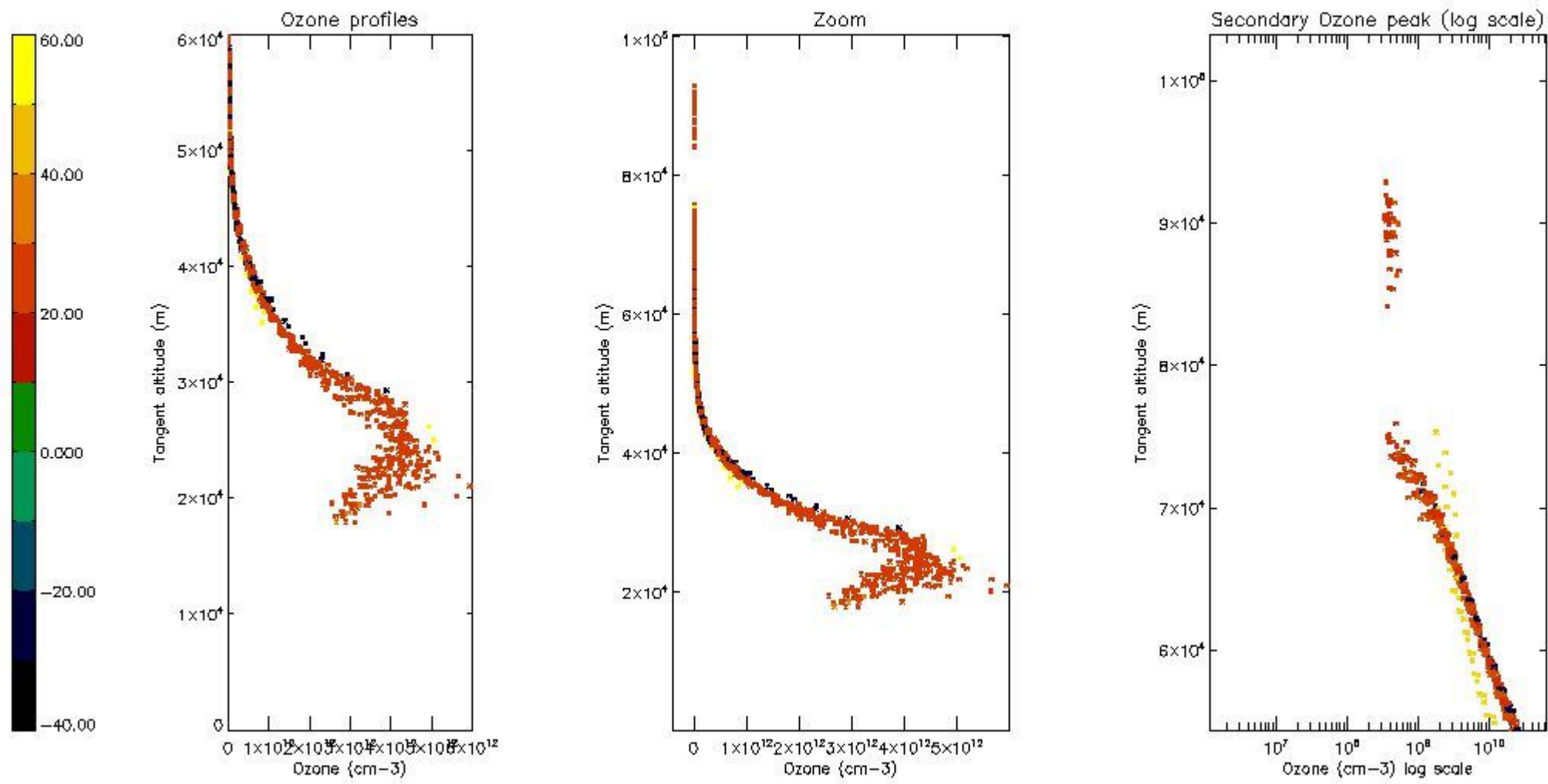
5.4 Plot ozone profiles where STD < 10% (dark without errors)

The colorbar represents the latitude.



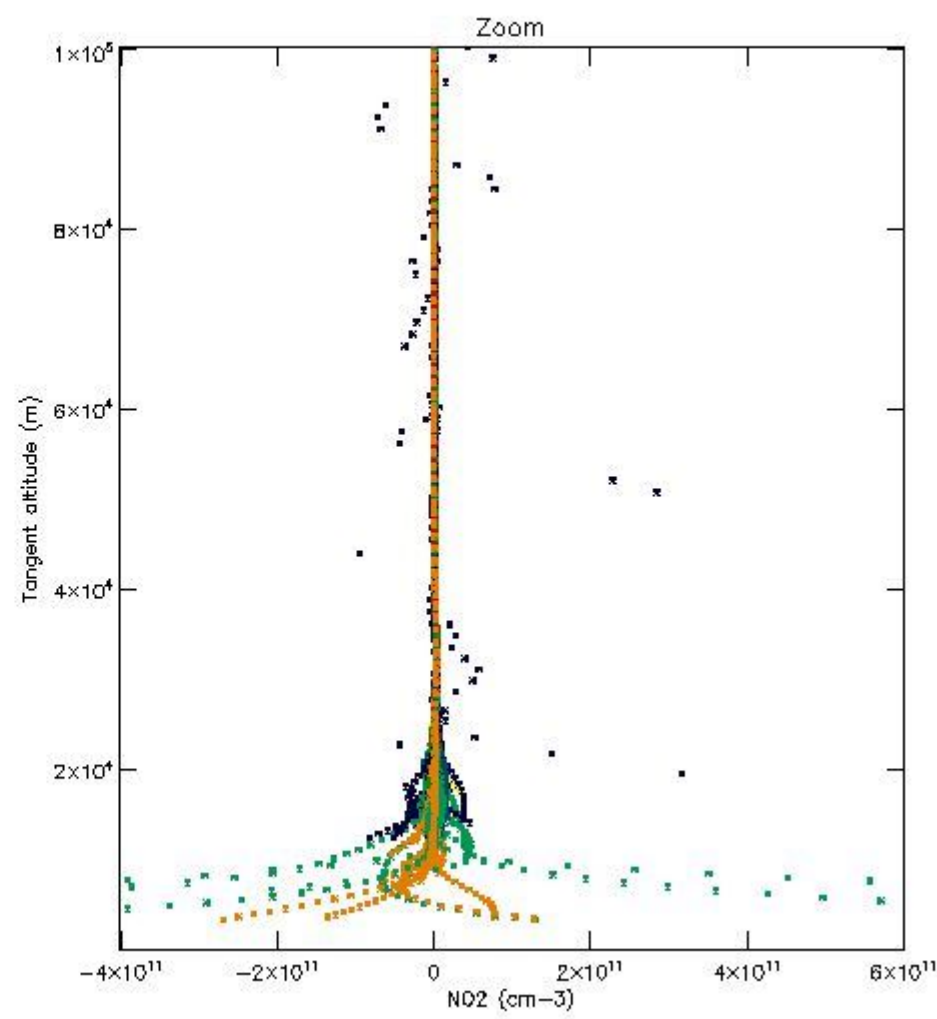
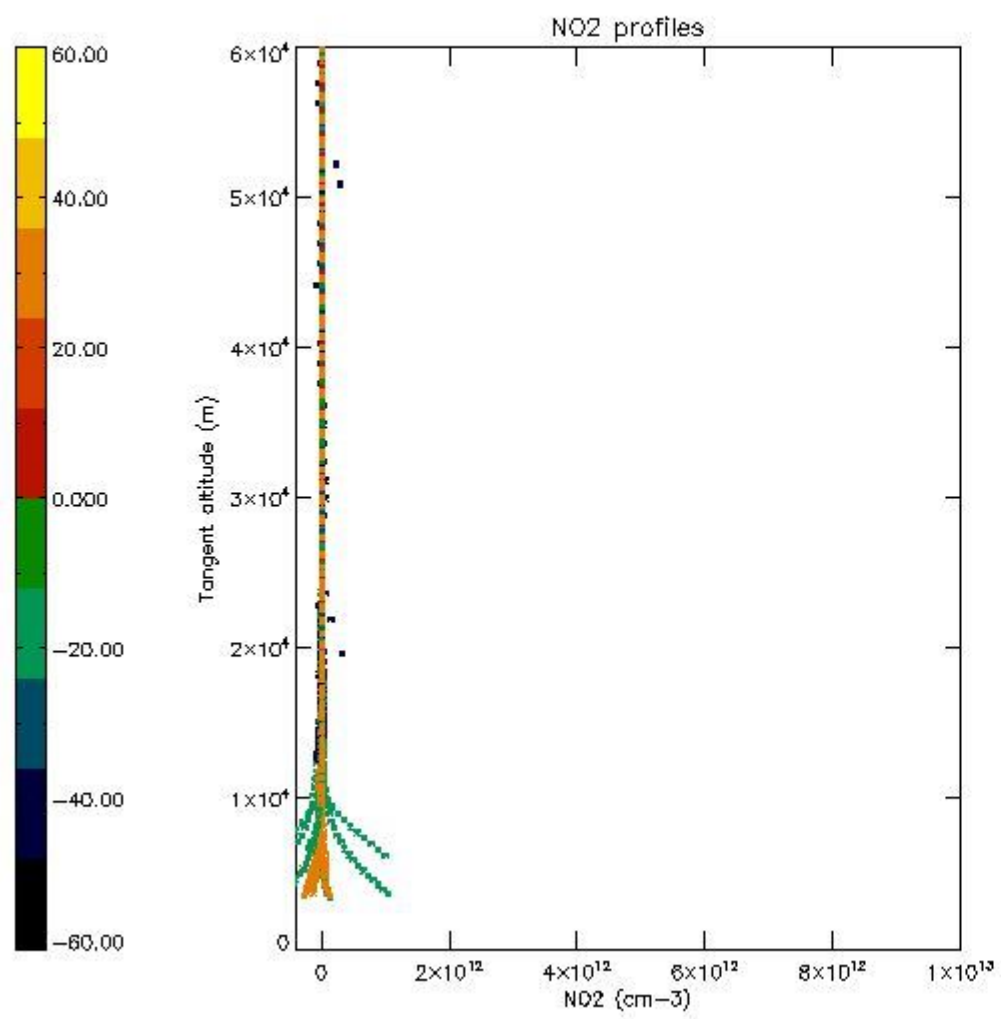
5.5 Plot ozone profiles where STD < 5% (dark without errors)

The colorbar represents the latitude.



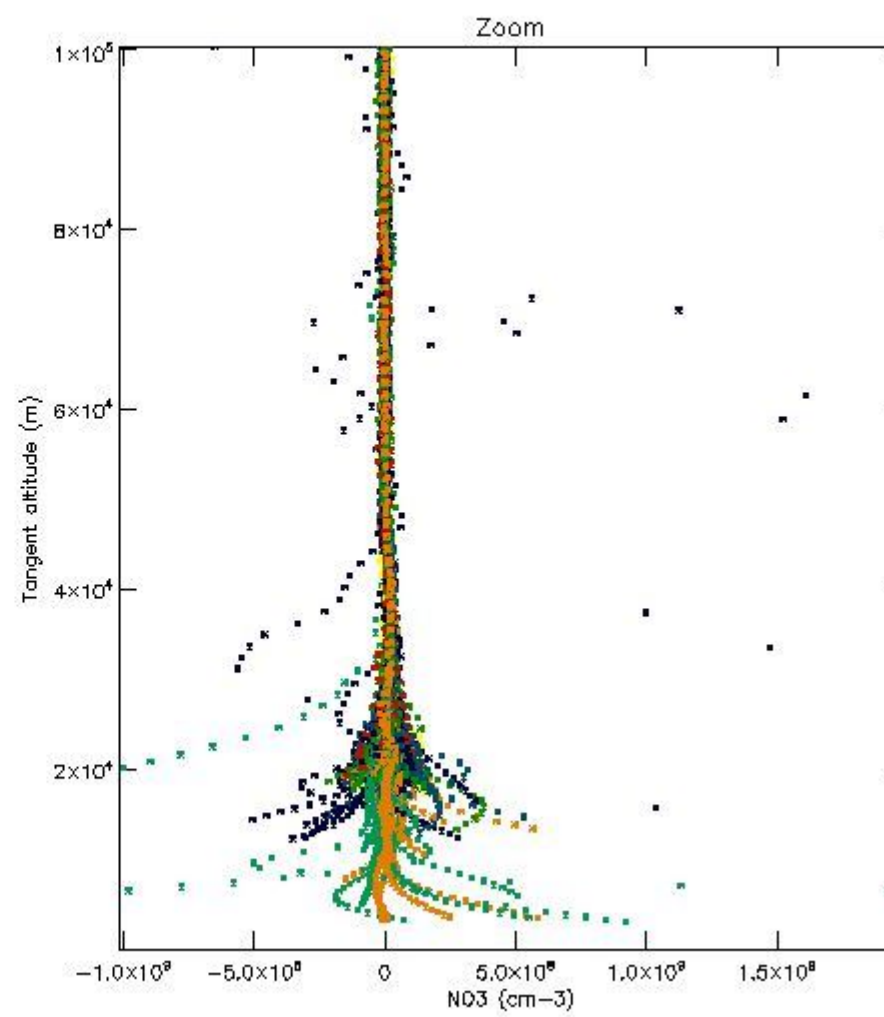
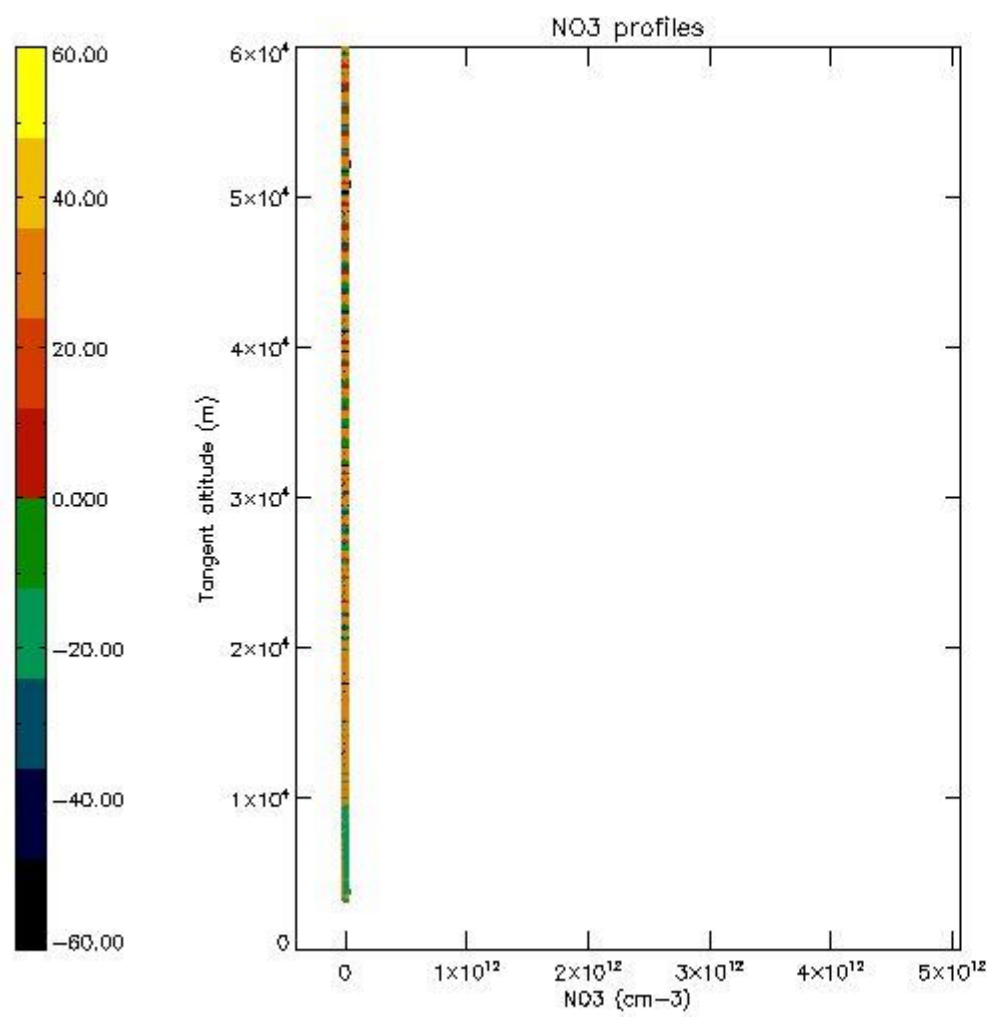
5.6 Plot NO₂ profiles for all STD (dark without errors)

The colorbar represents the latitude.



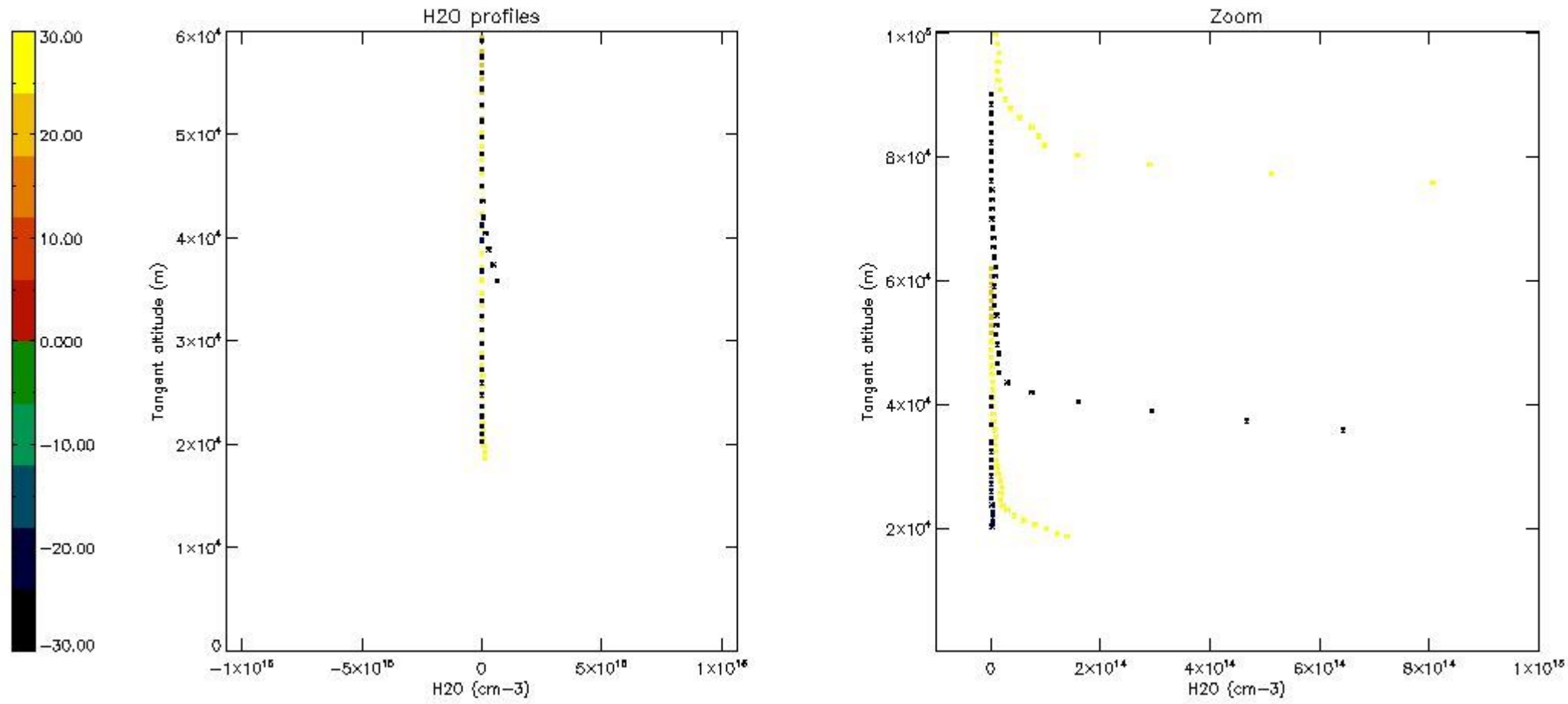
5.7 Plot NO3 profiles for all STD (dark without errors)

The colorbar represents the latitude.



5.8 Plot H2O profiles for all STD (only for occultations of stars 1,2,3,4,13,14,16,26,63 dark without errors)

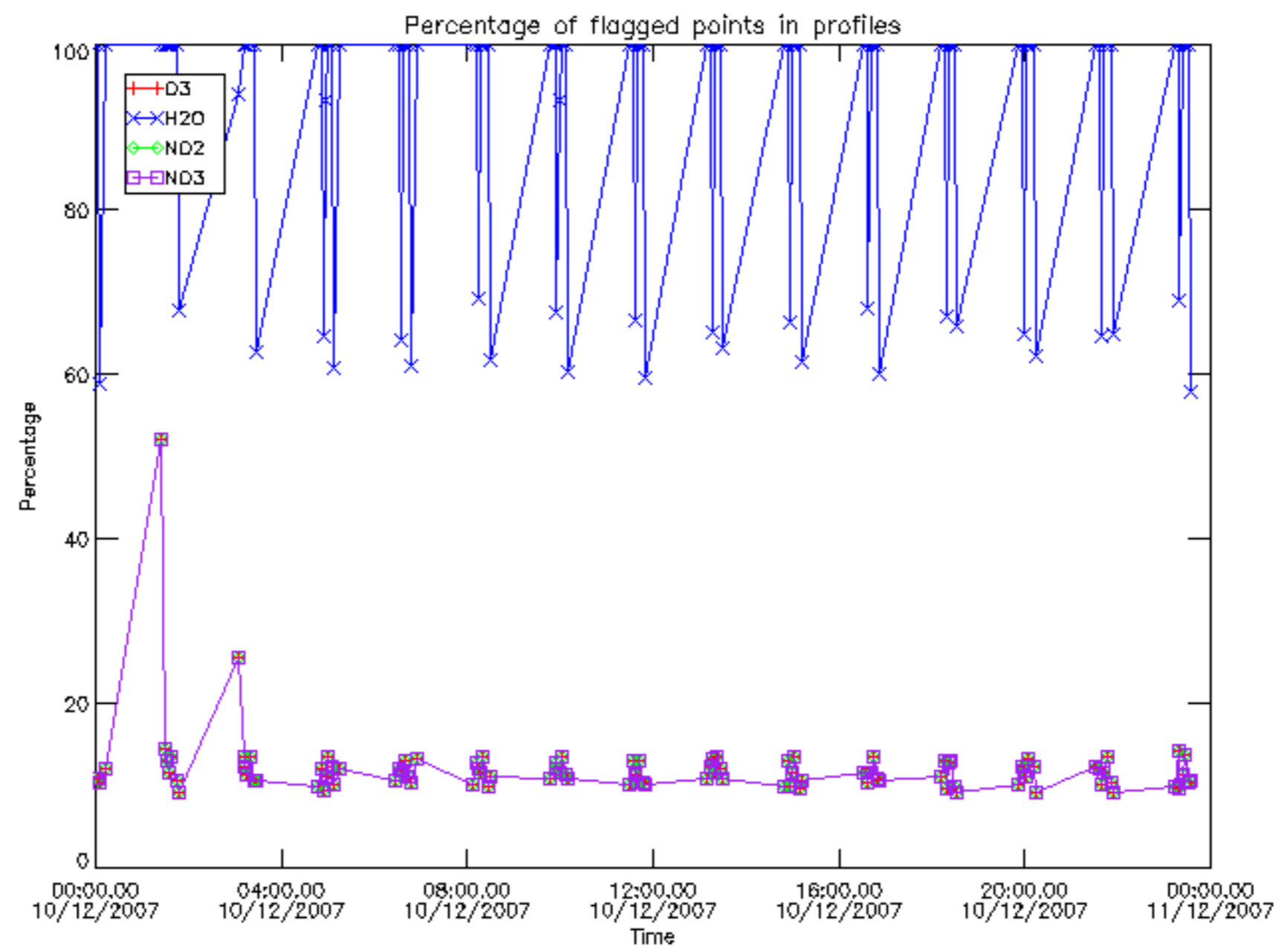
The colorbar represents the latitude.



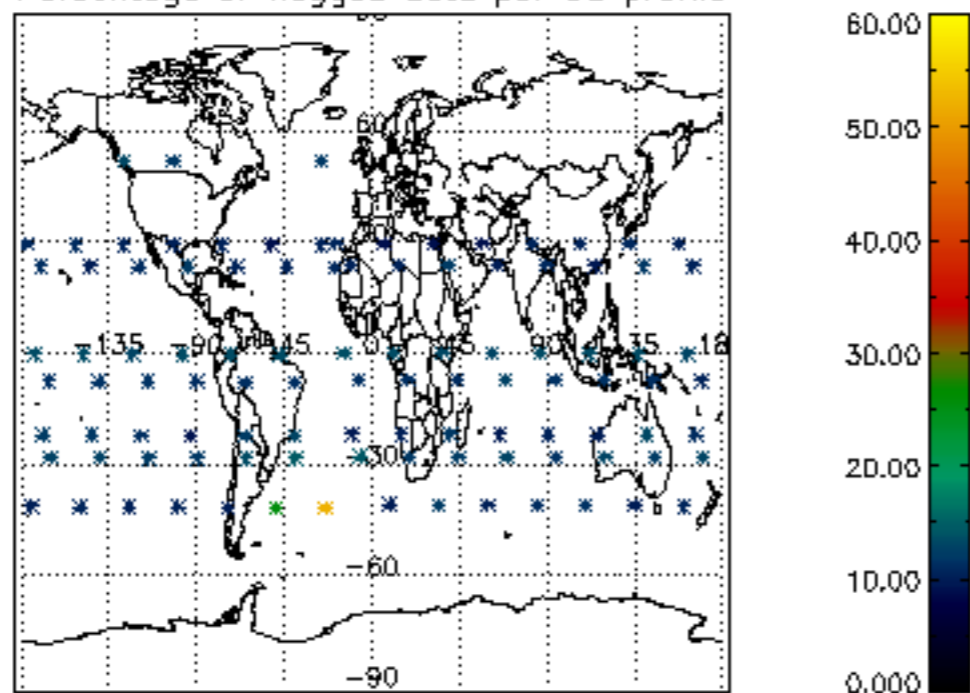
6. Auxiliary Data Files used for the production reported in section 2

The number reported in the third column indicates since which file (see list in section 2) the corresponding auxiliary file has been used. The fourth column is the date of those product files.

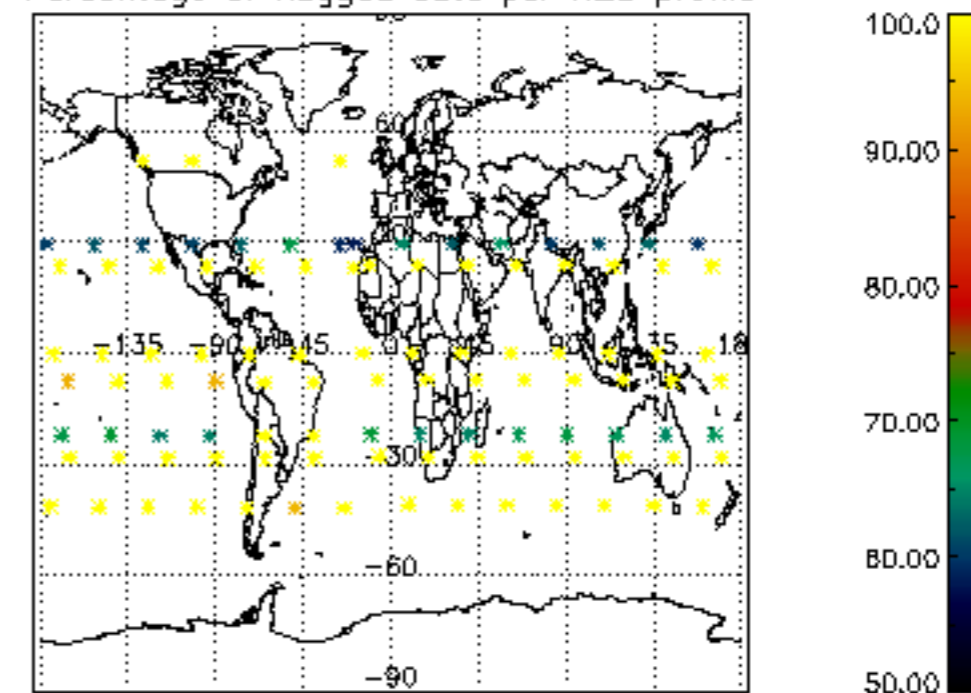
Type	Auxiliary Filename	Used since product	Used since product date
INST_PHYS_CHARACTERISTICS	GOM_INS_AXVIEC20091111_143220_20030716_120000_20500101_000000	1	10-DEC-2007 00:03:22
LEVEL-2_PROC_CONFIG	GOM_PR2_AXVIEC20091111_152718_20020301_000000_20500101_000000	1	10-DEC-2007 00:03:22
CROSS_SECTIONS_FILE	GOM_CRS_AXVIEC20091111_154832_20020301_000000_20500101_000000	1	10-DEC-2007 00:03:22



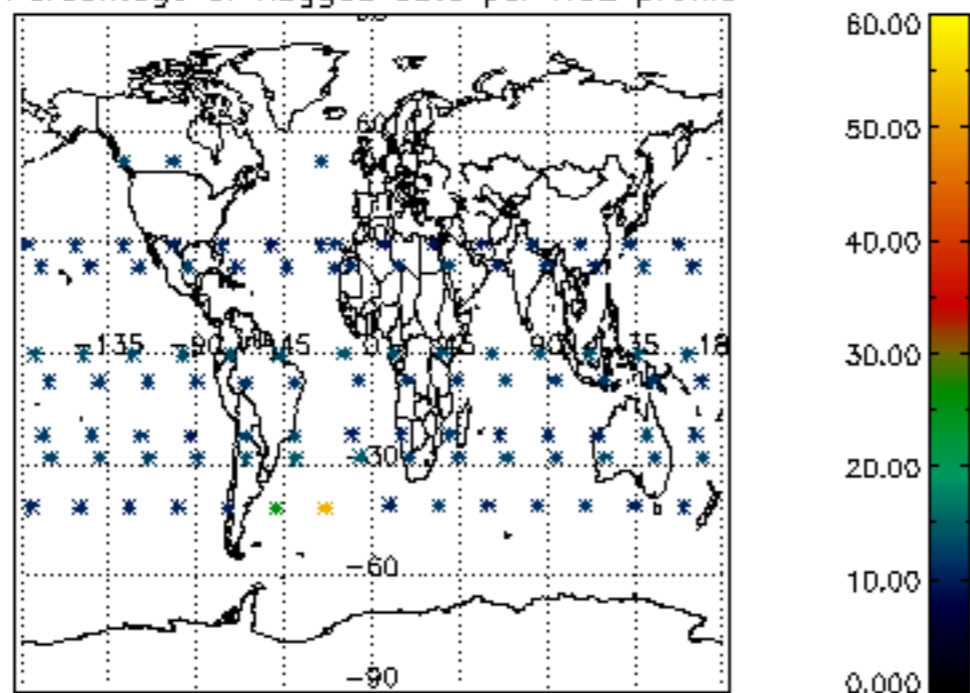
Percentage of flagged data per D3 profile



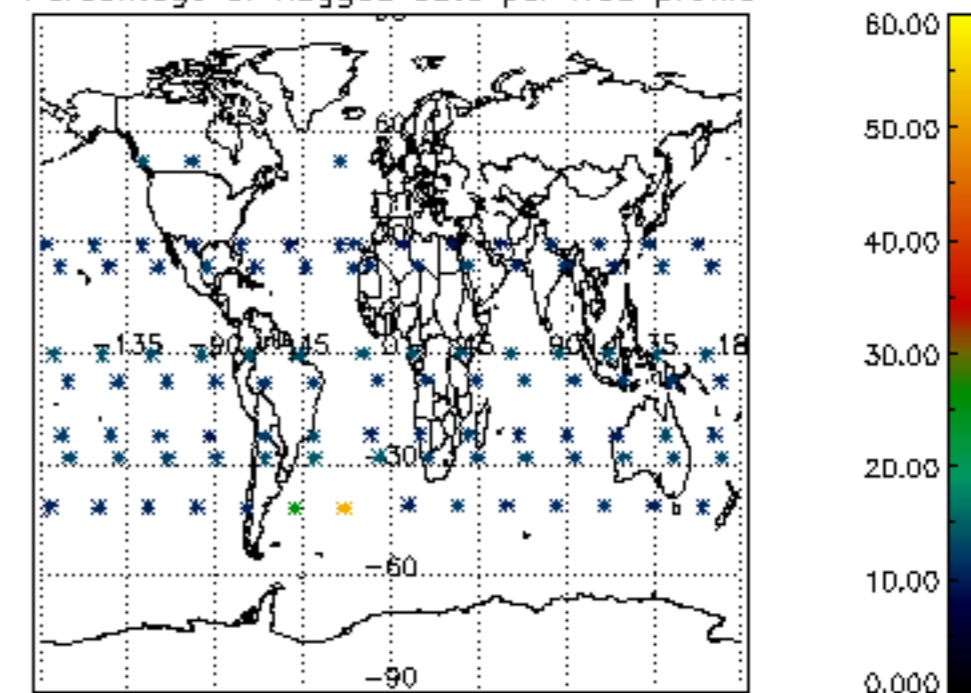
Percentage of flagged data per H2O profile

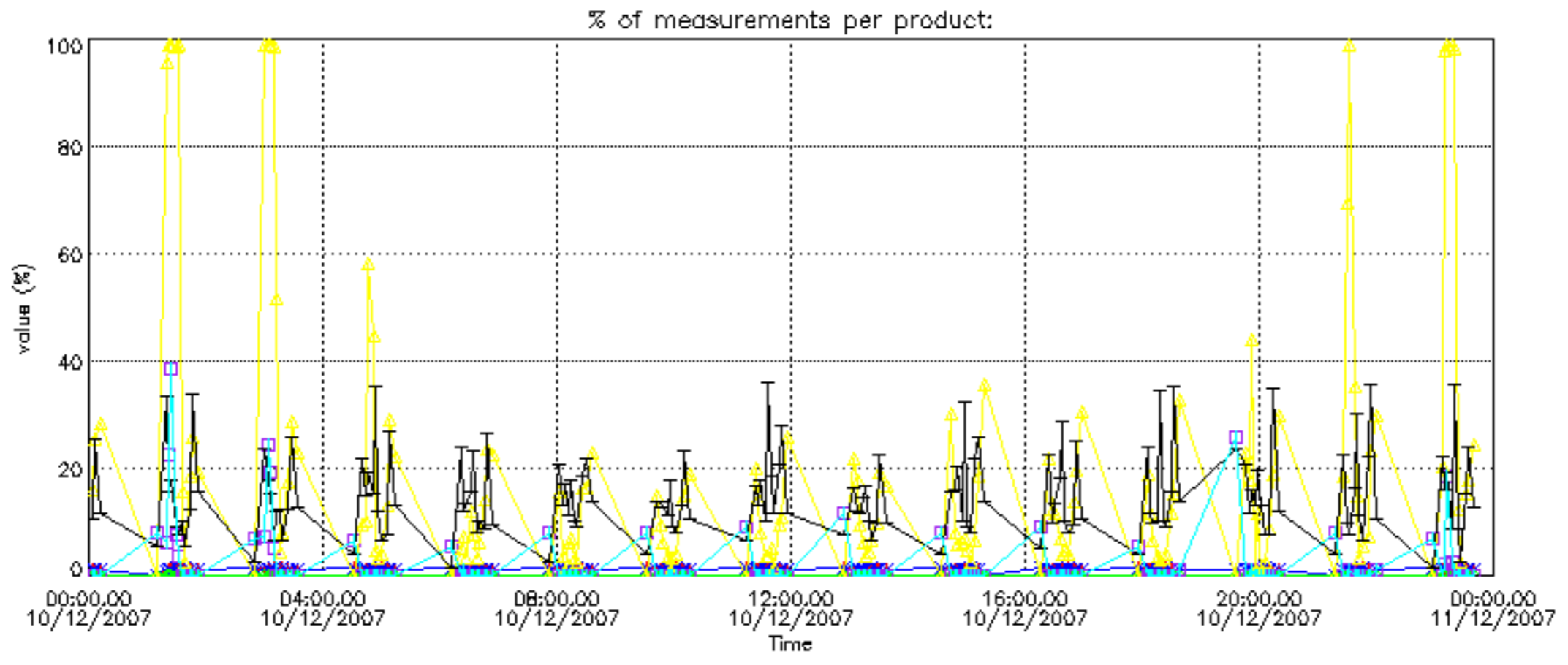


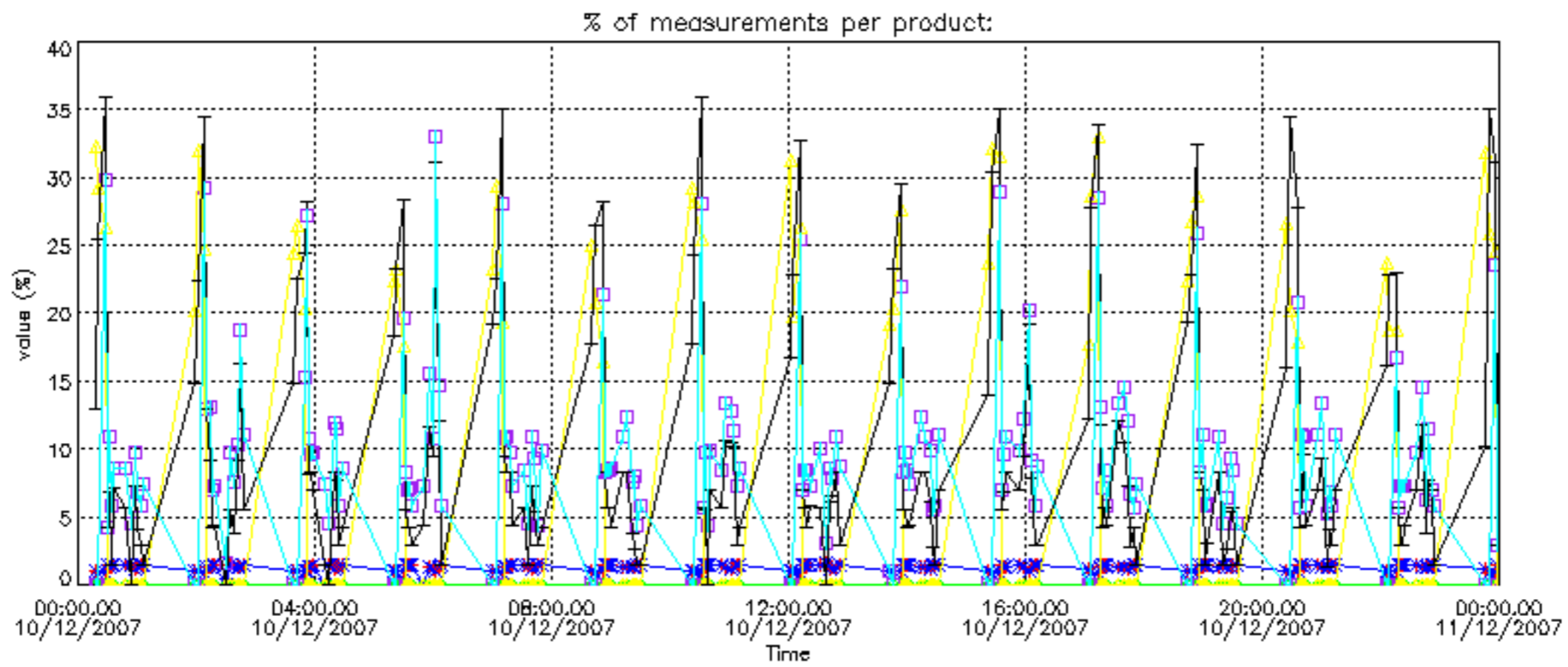
Percentage of flagged data per NO2 profile



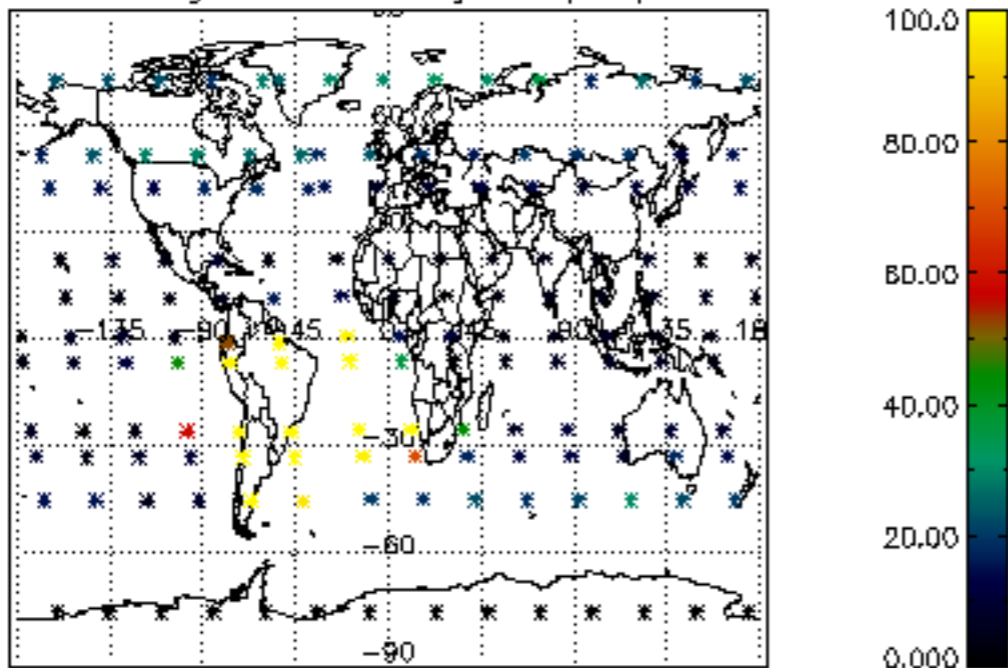
Percentage of flagged data per NO3 profile



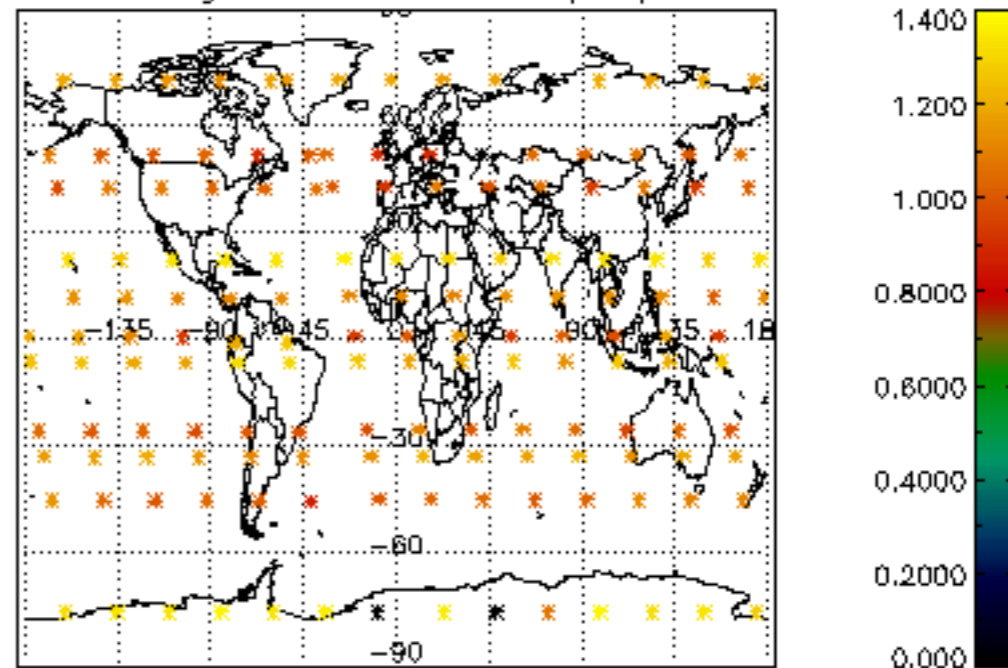




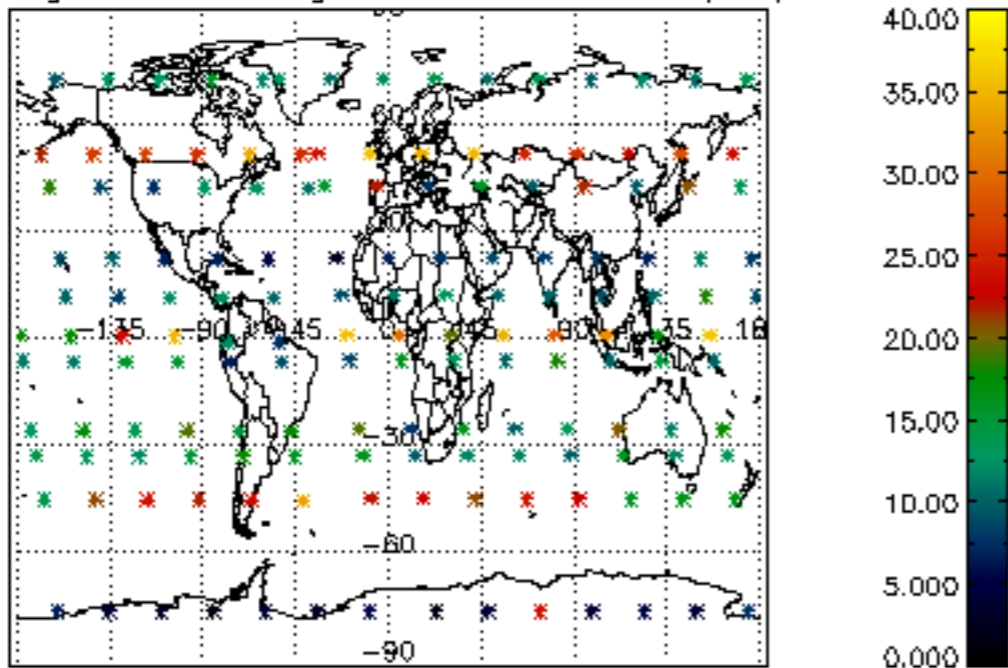
Percentage of cosmic ray hits per profile



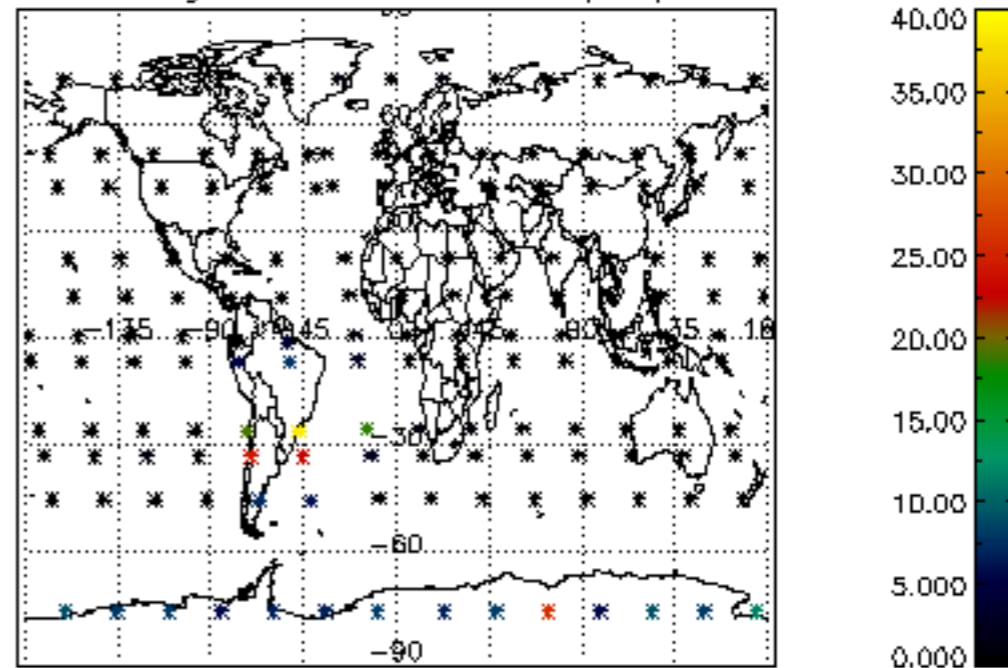
Percentage of datation errors per profile



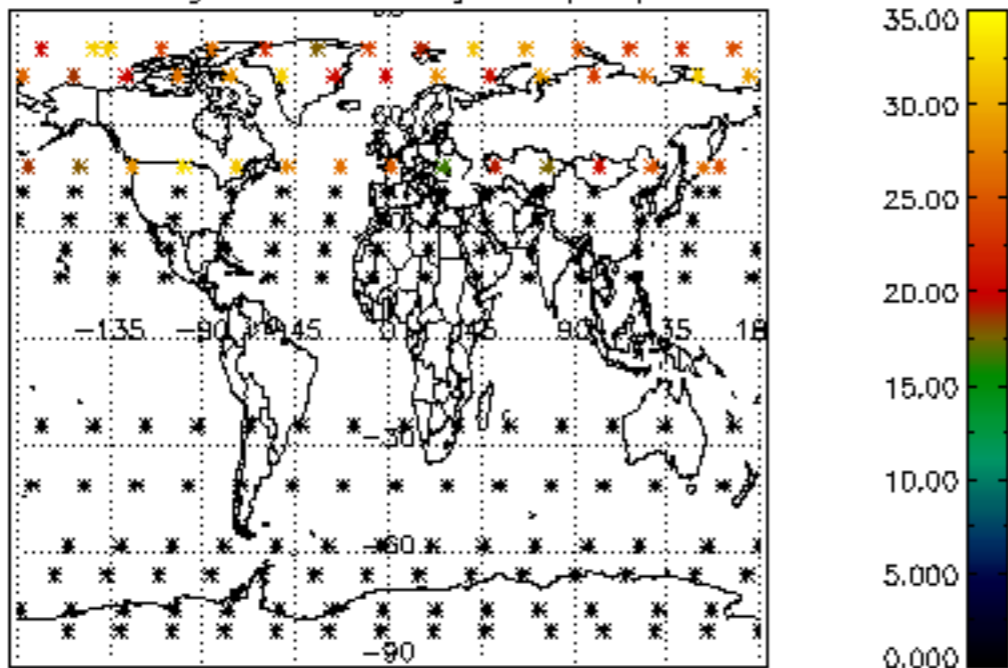
Percentage of star falling outside central band per profile



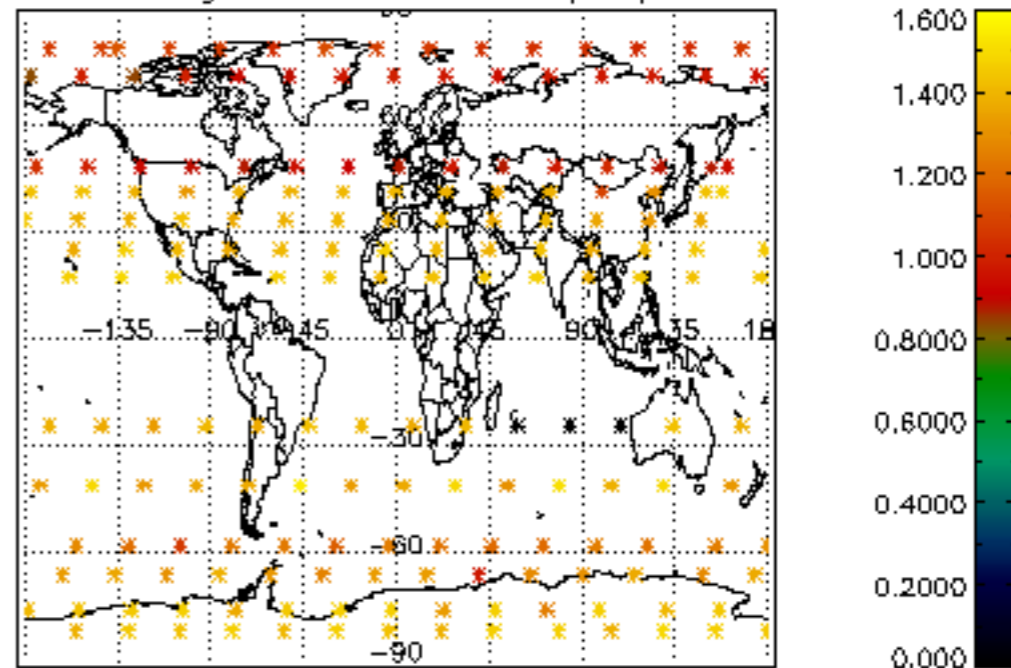
Percentage of saturation errors per profile



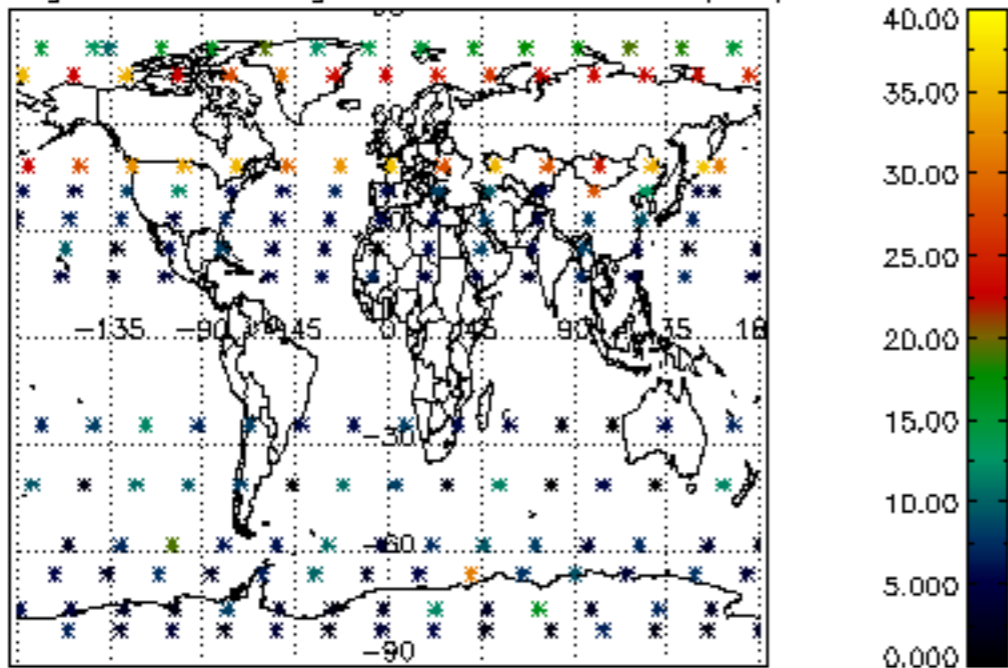
Percentage of cosmic ray hits per profile



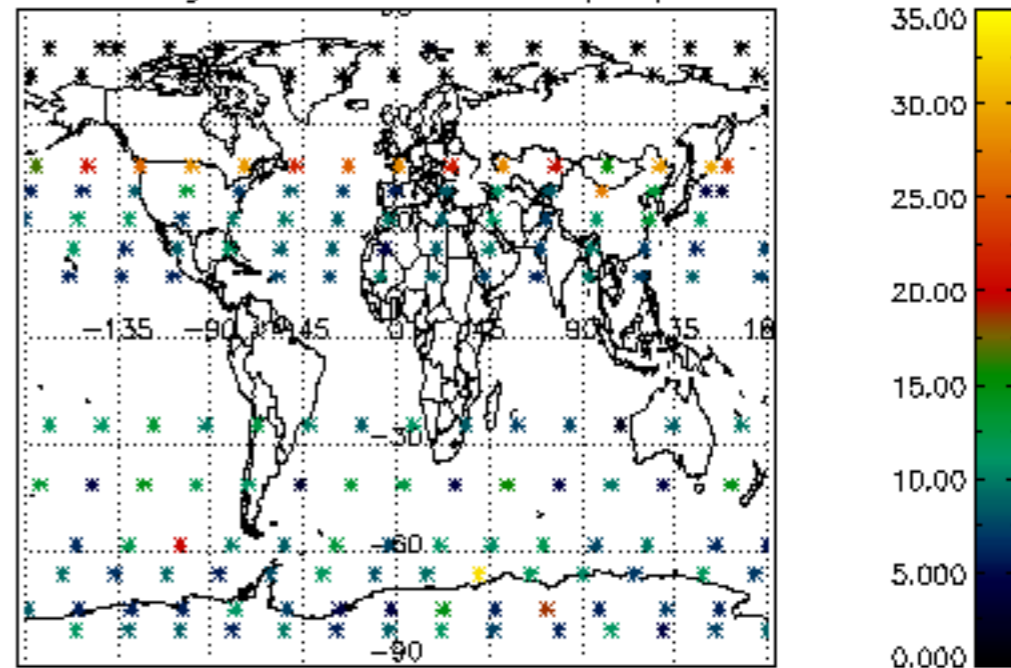
Percentage of datation errors per profile

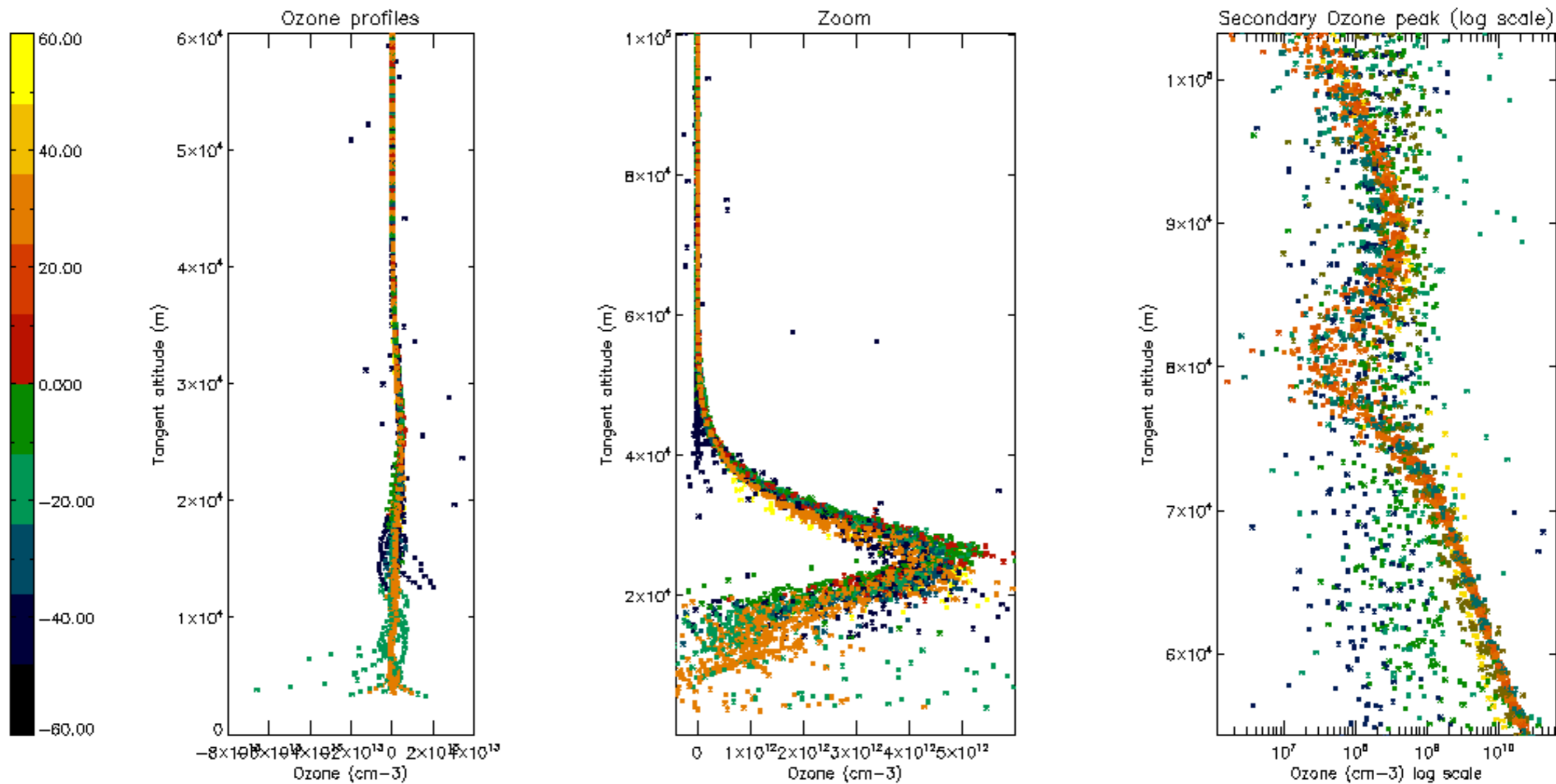


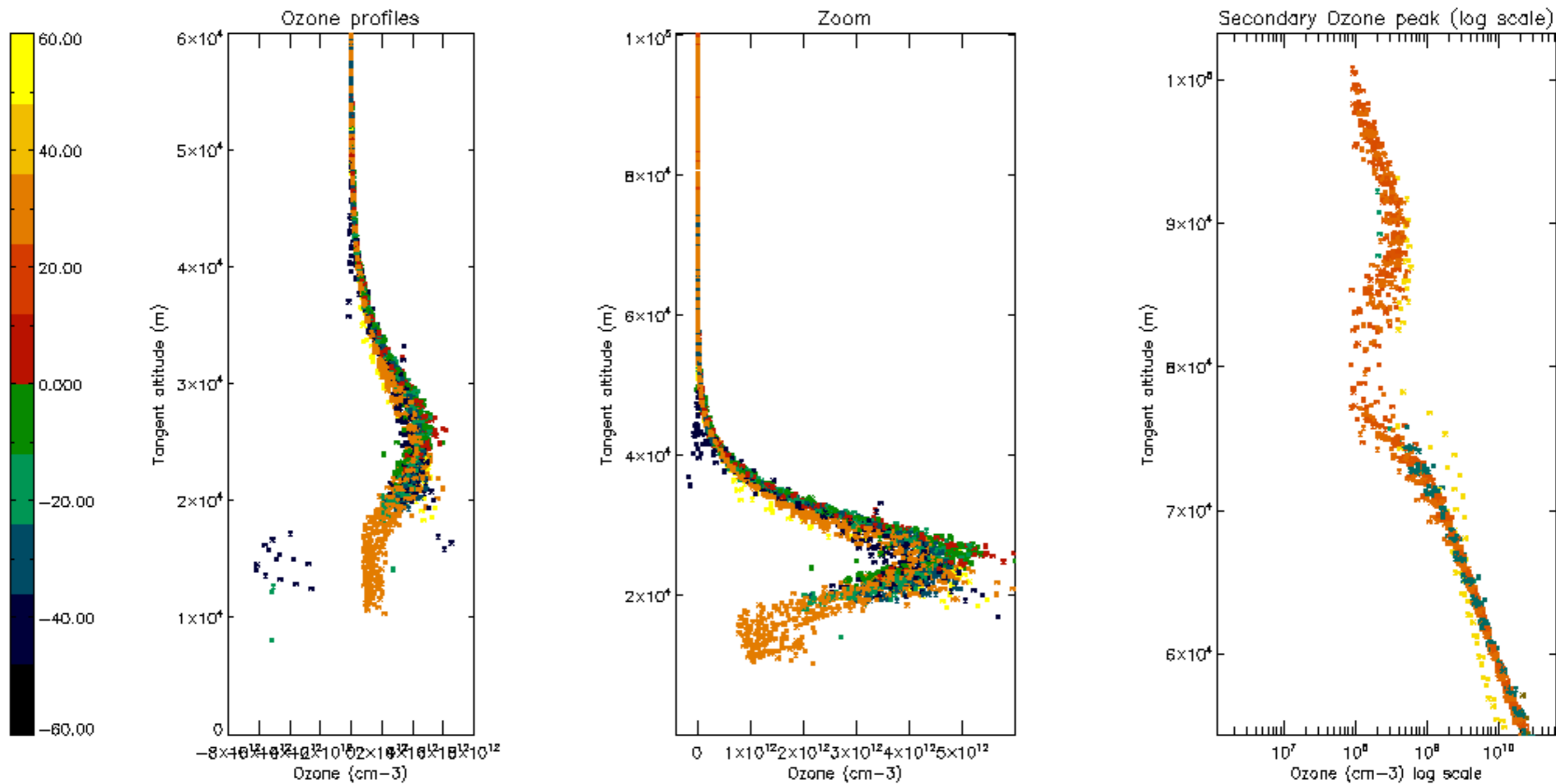
Percentage of star falling outside central band per profile

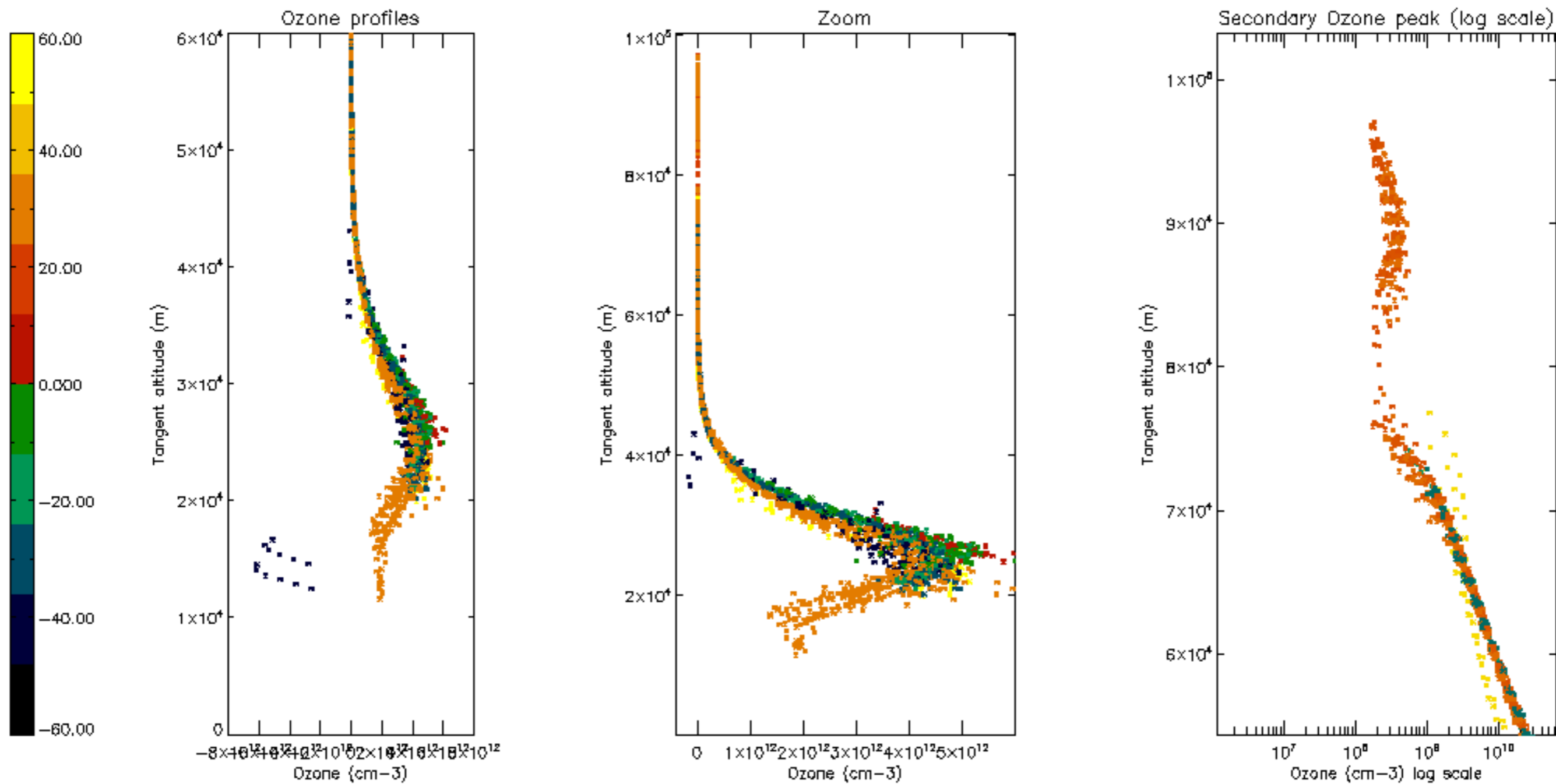


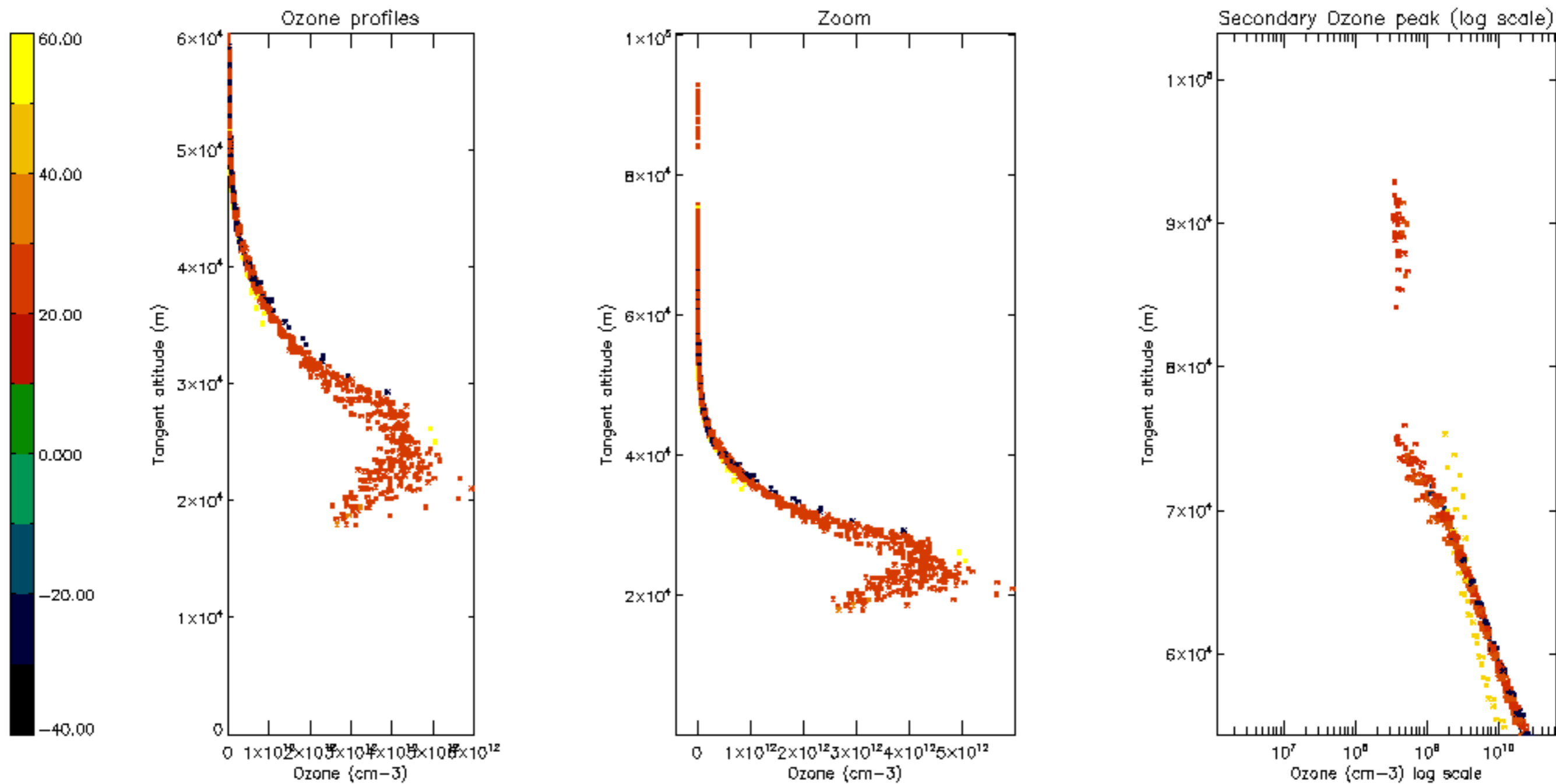
Percentage of saturation errors per profile

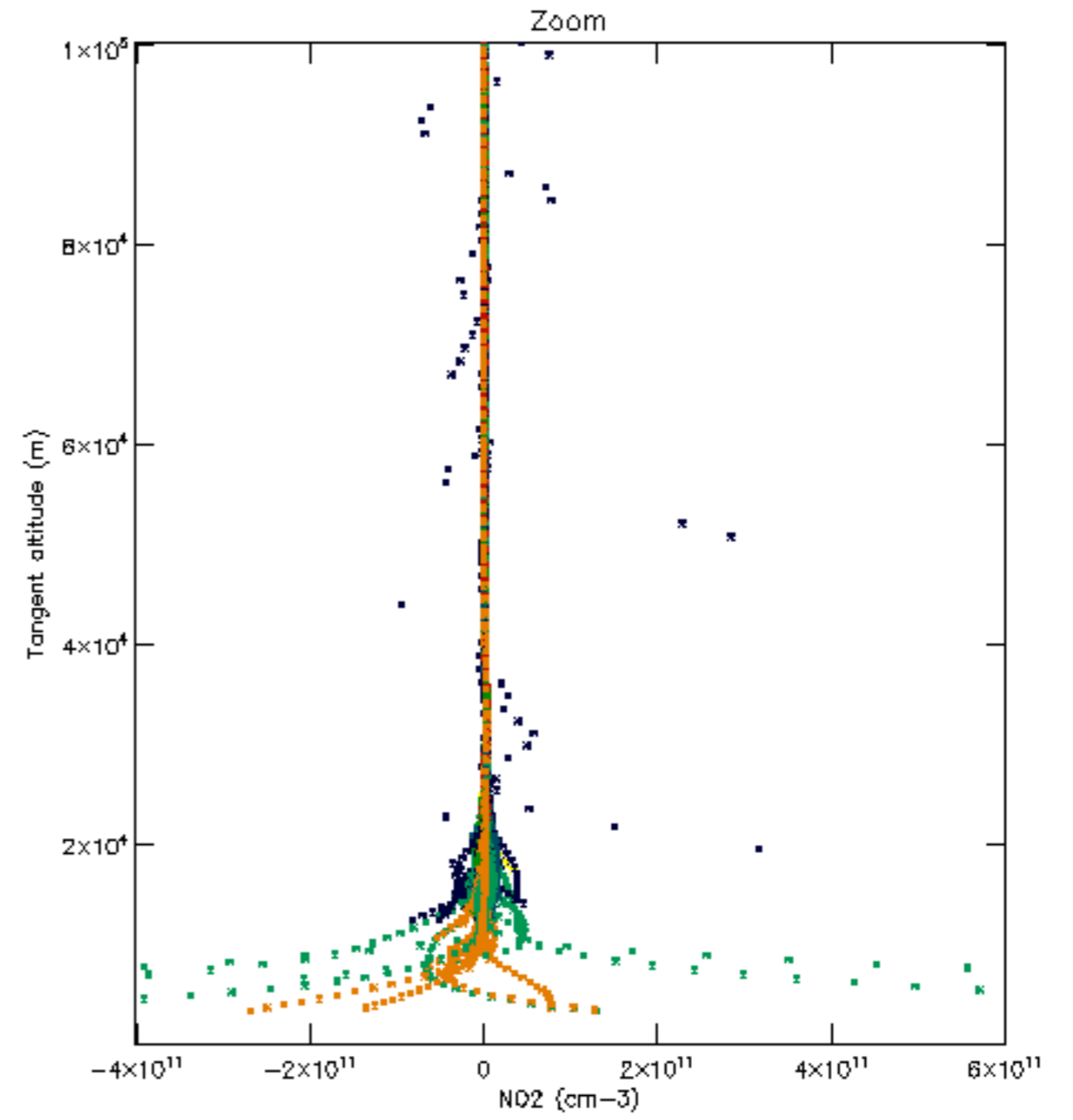
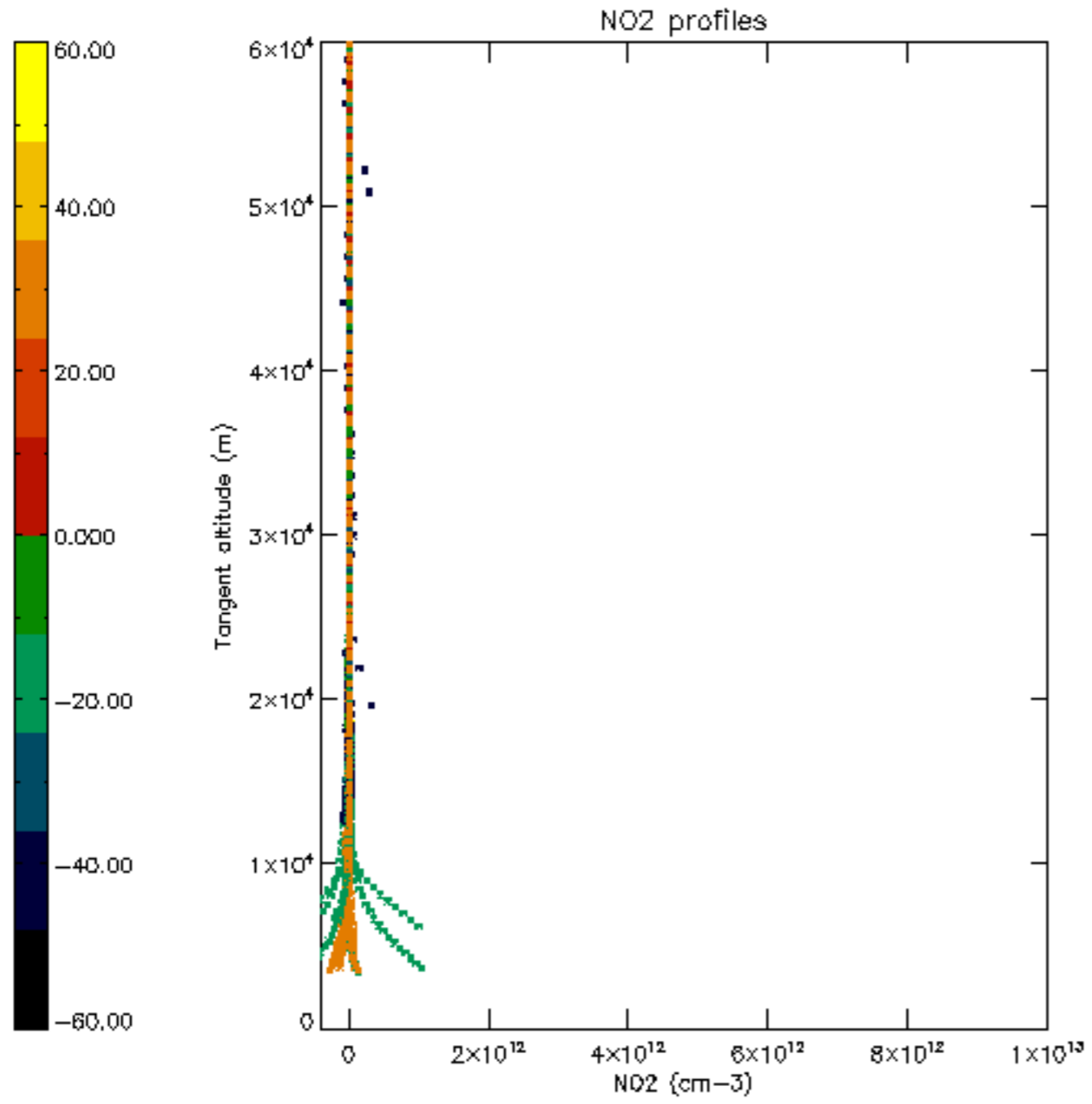


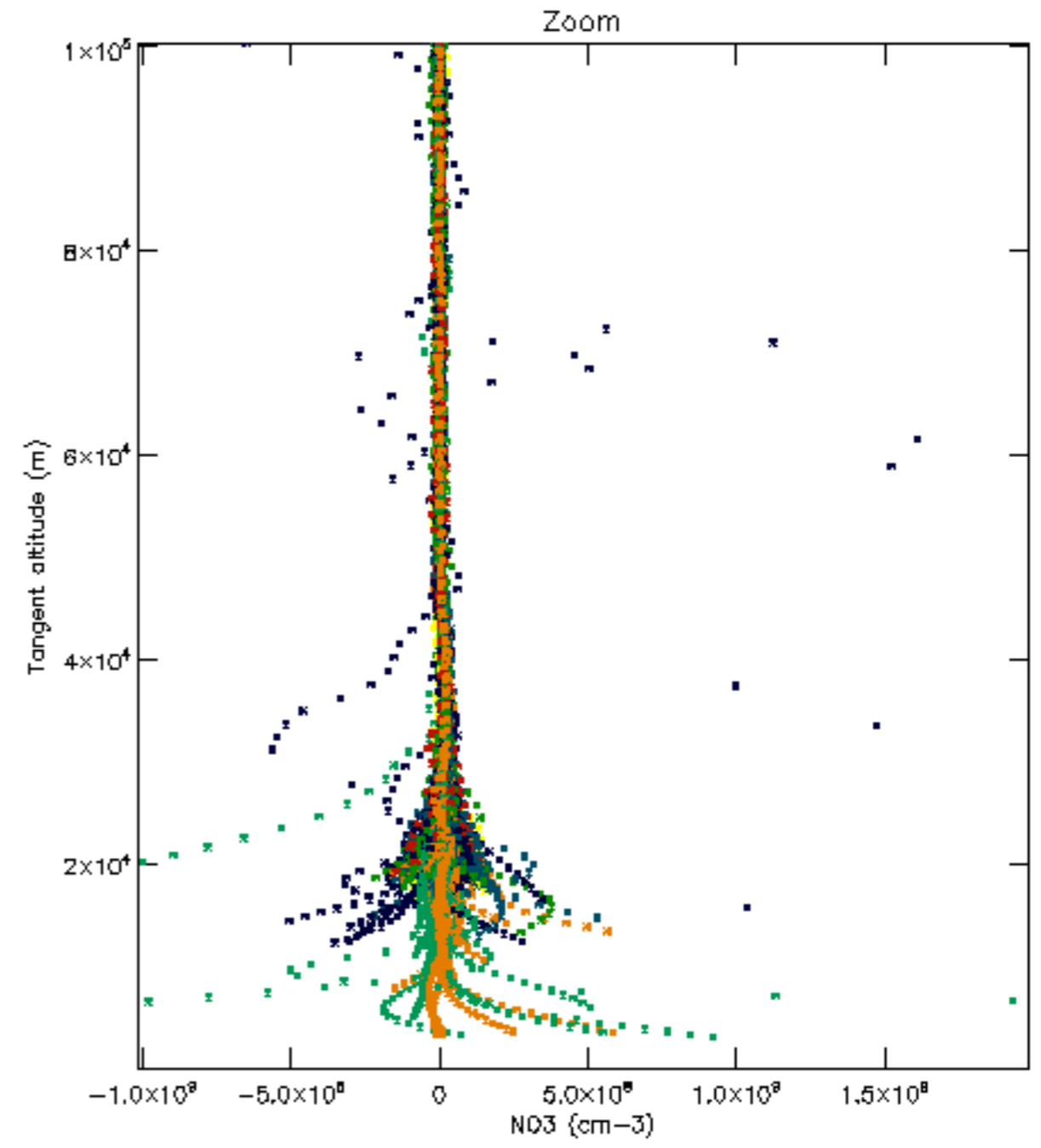
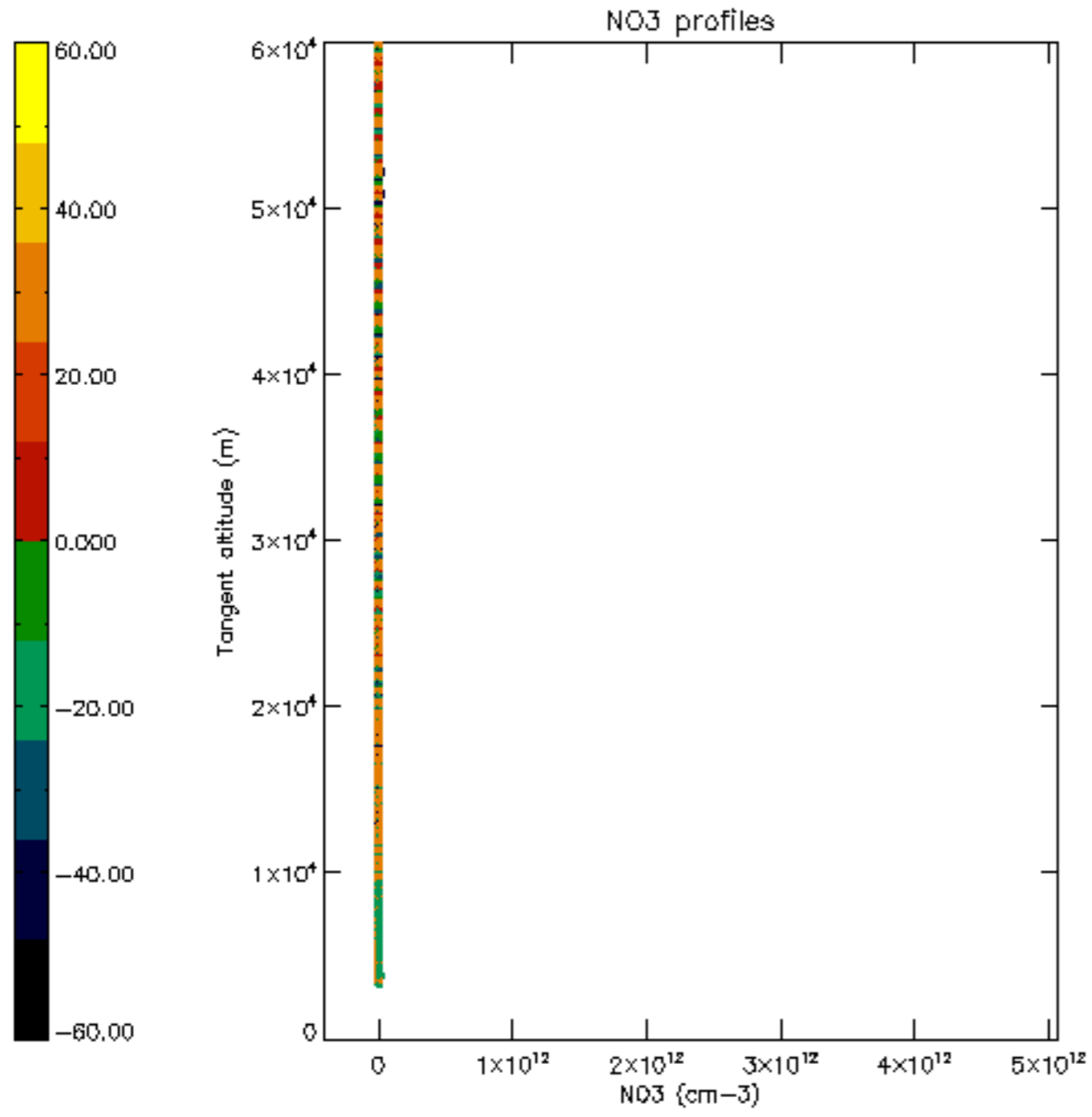


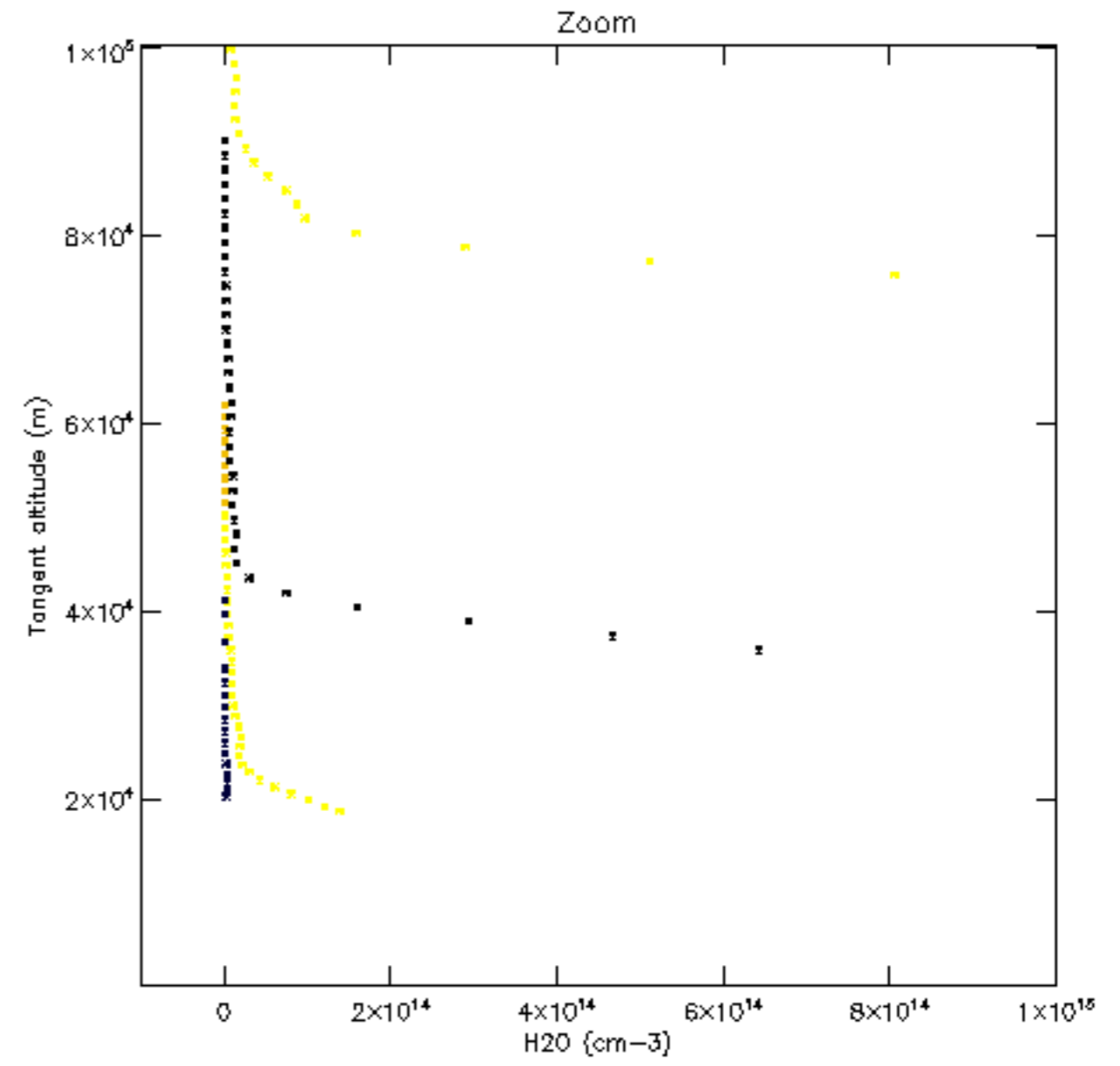
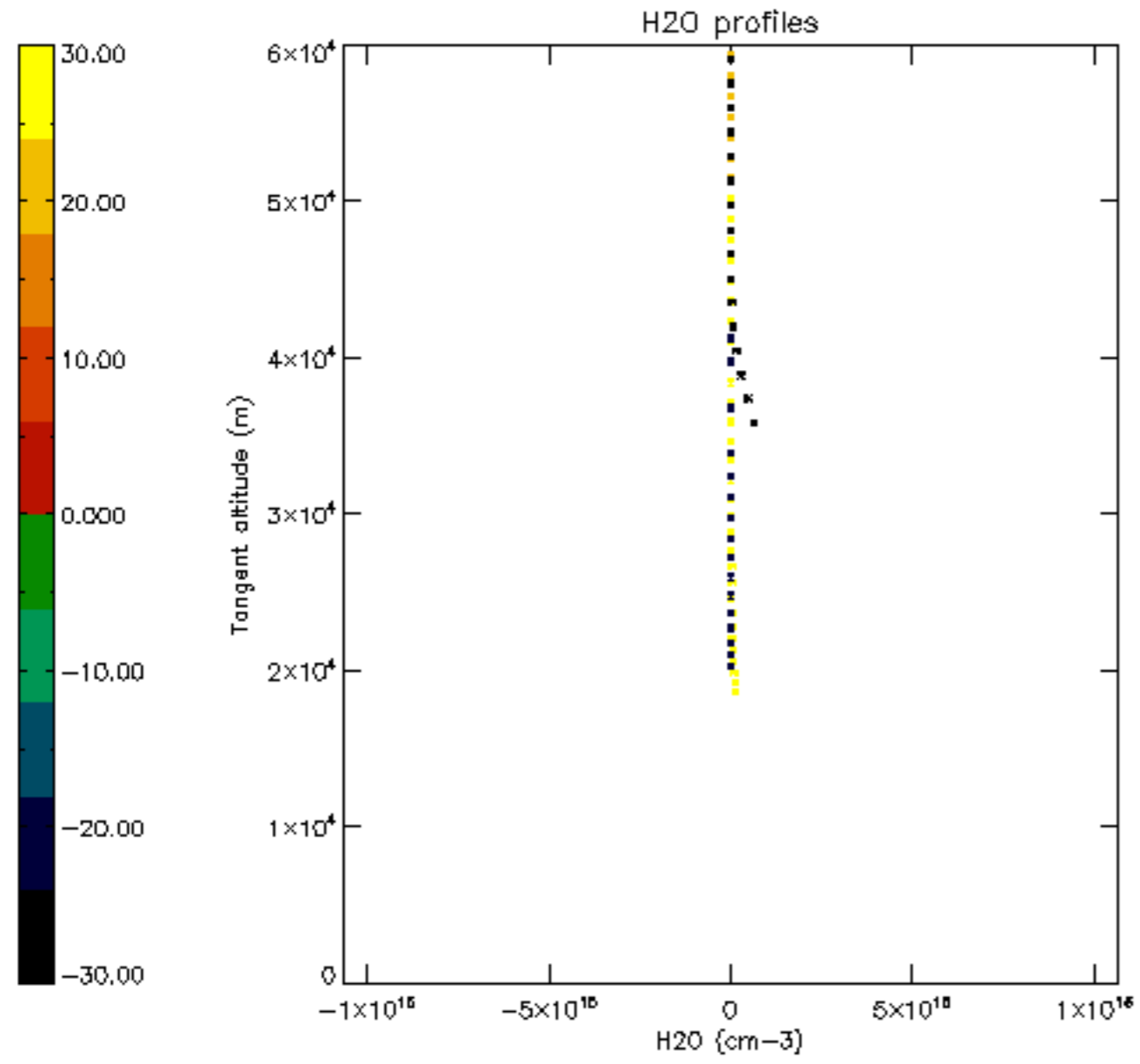


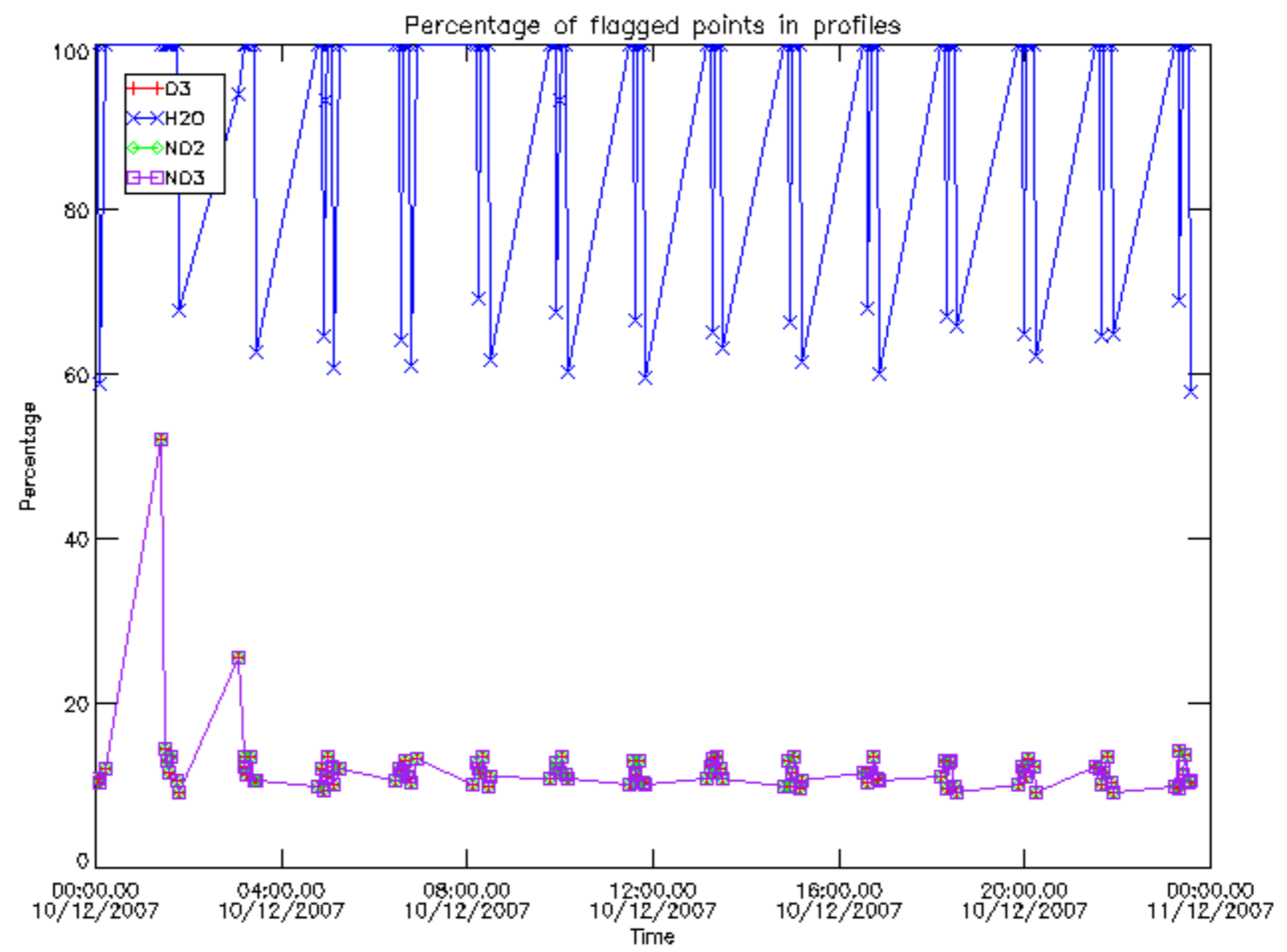




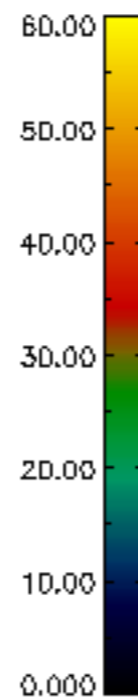
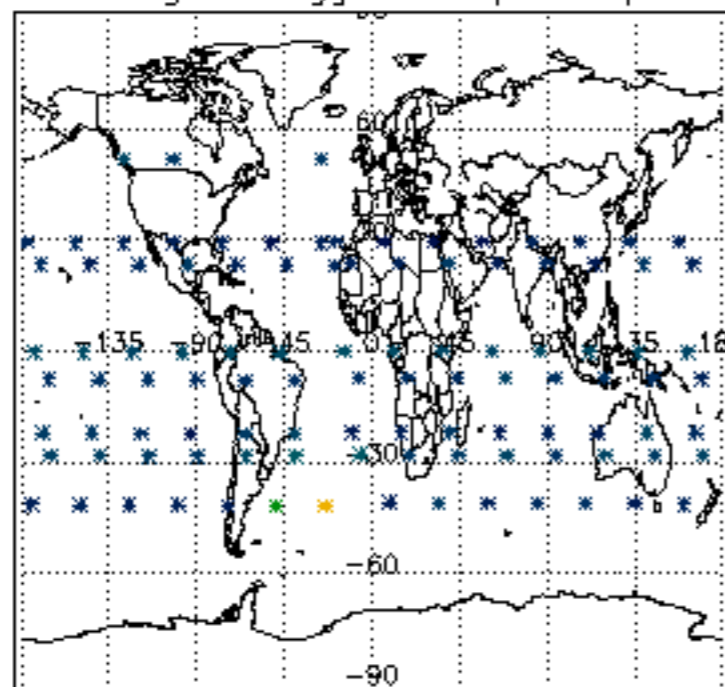




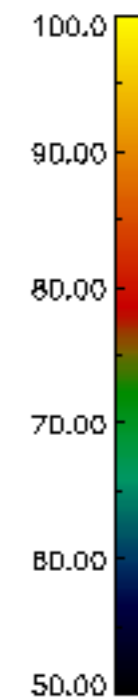
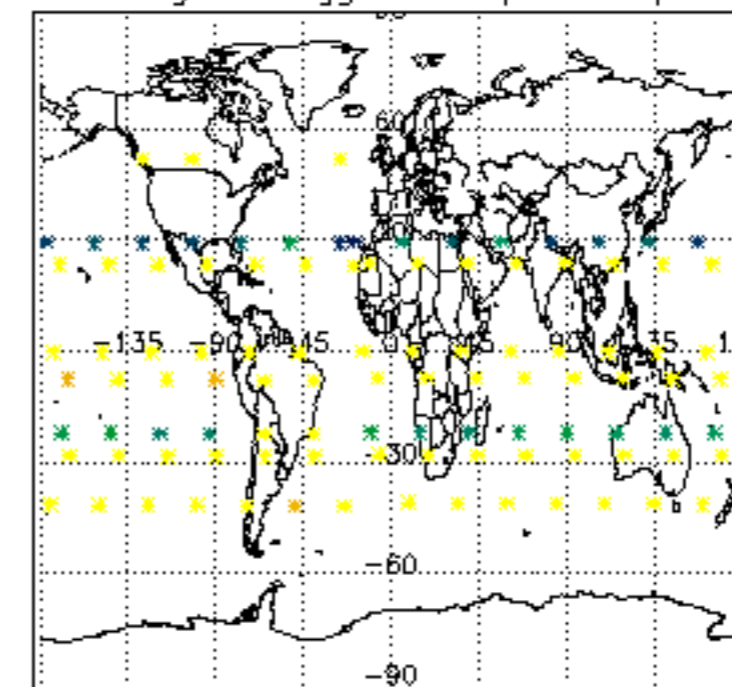




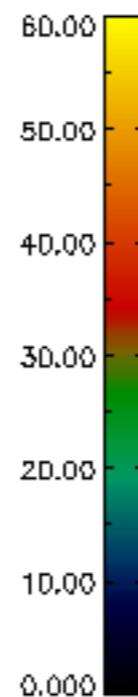
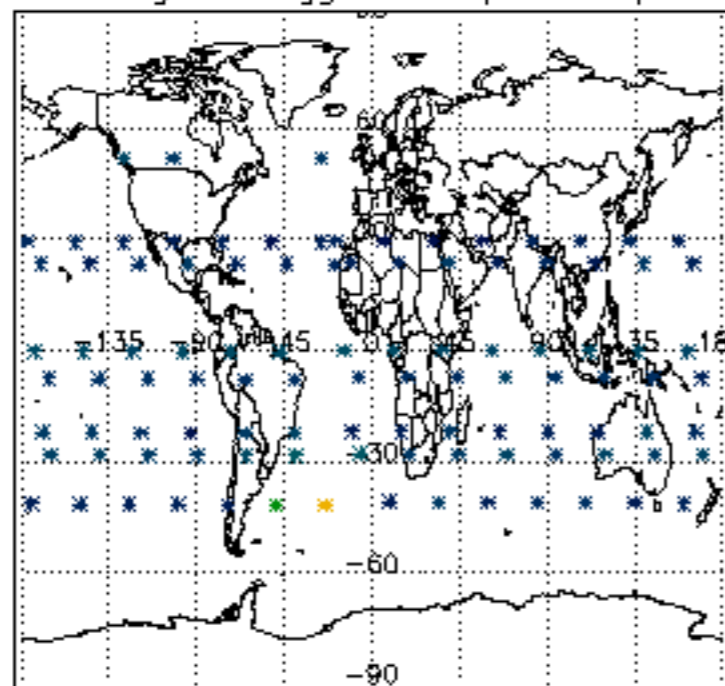
Percentage of flagged data per D3 profile



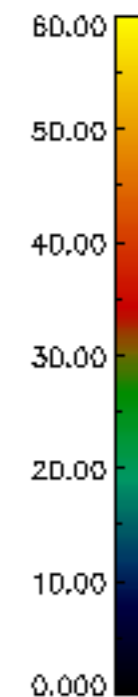
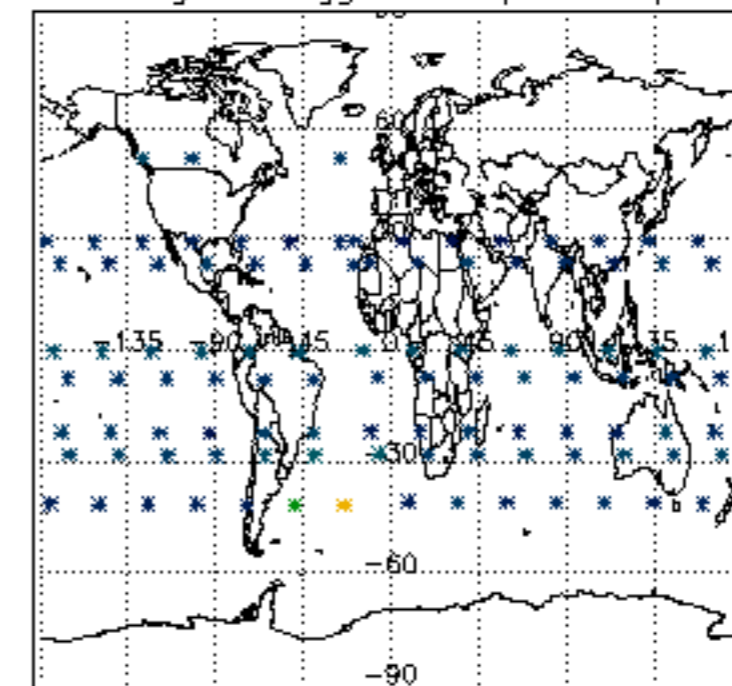
Percentage of flagged data per H2O profile

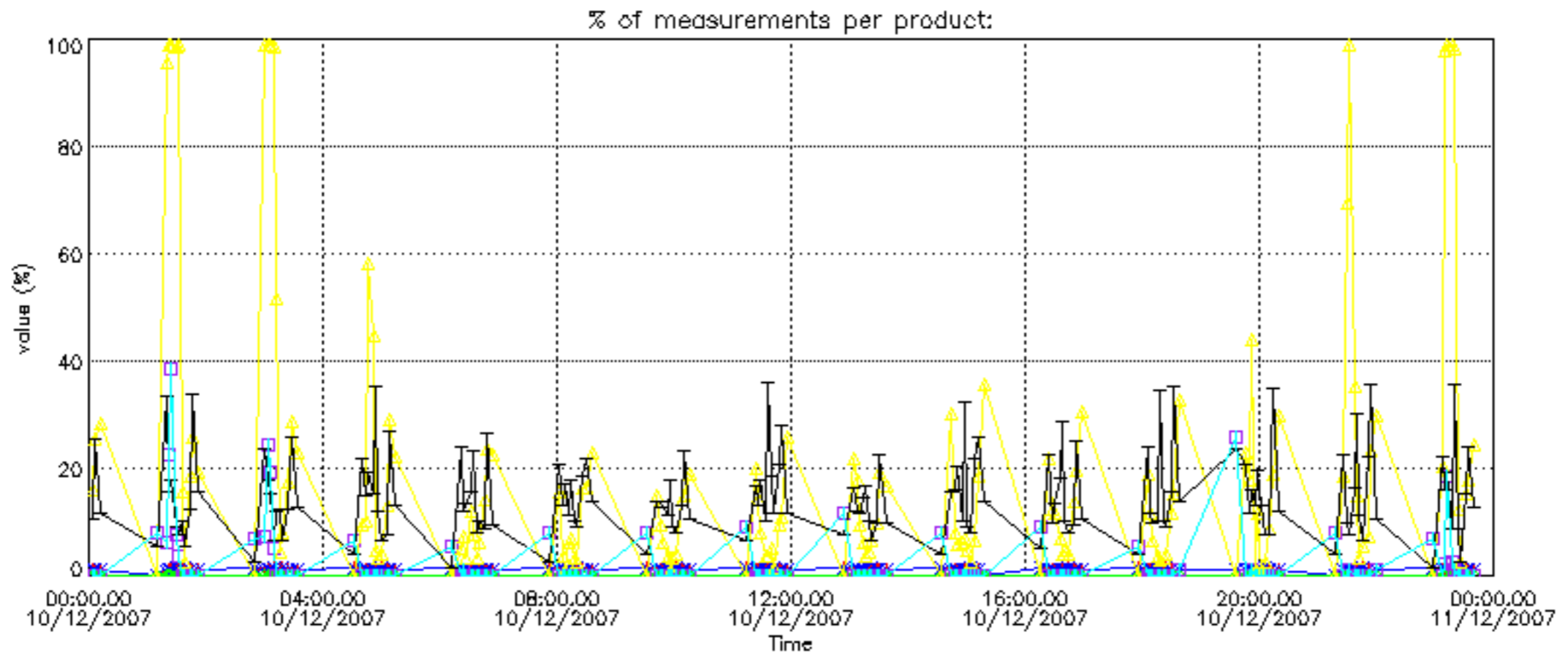


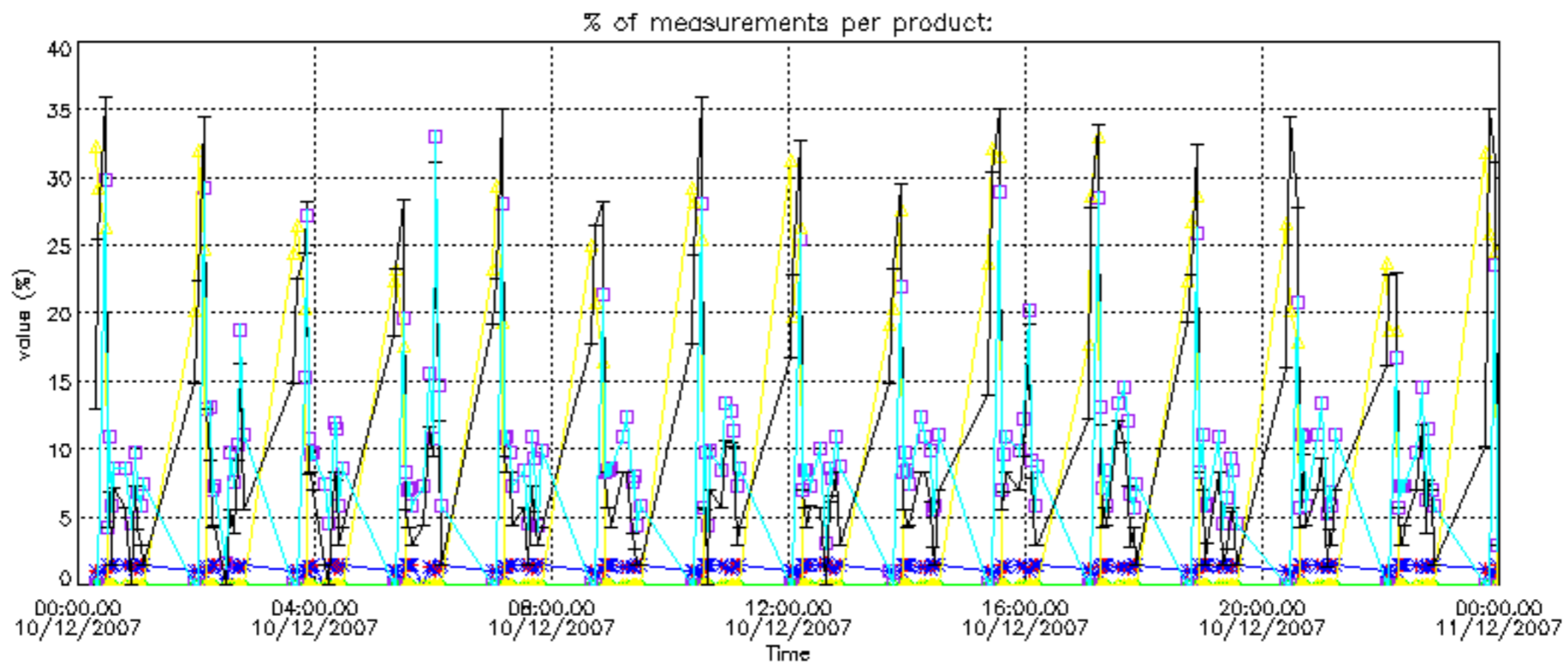
Percentage of flagged data per NO2 profile



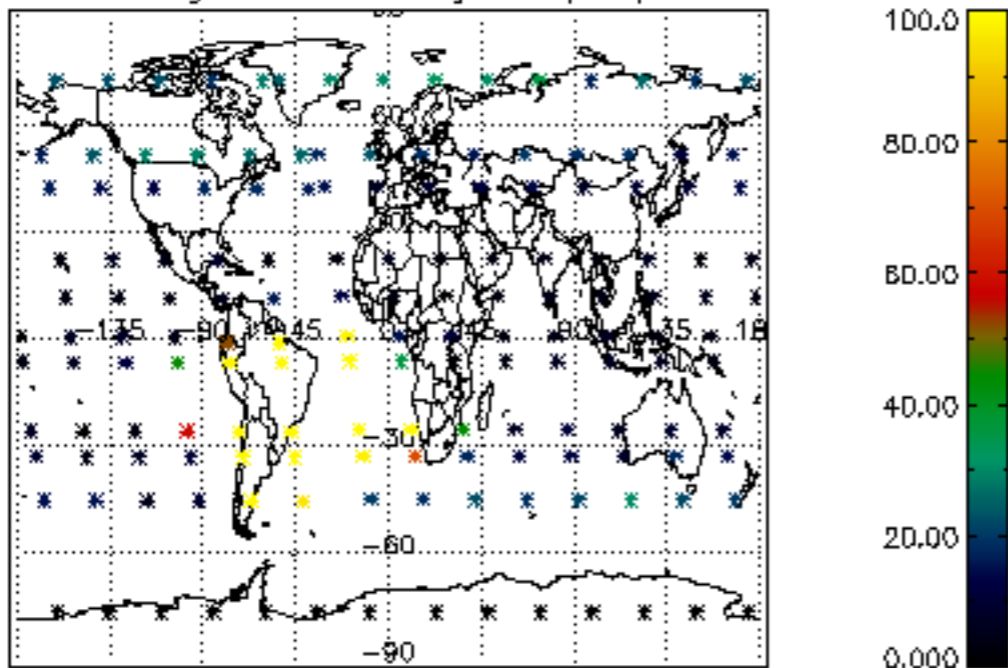
Percentage of flagged data per NO3 profile



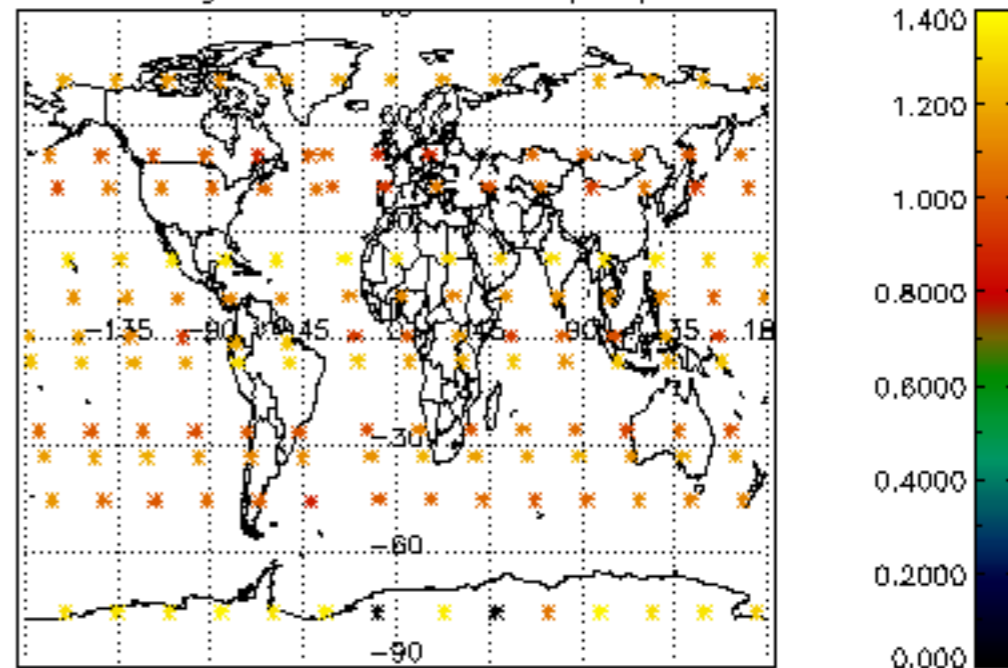




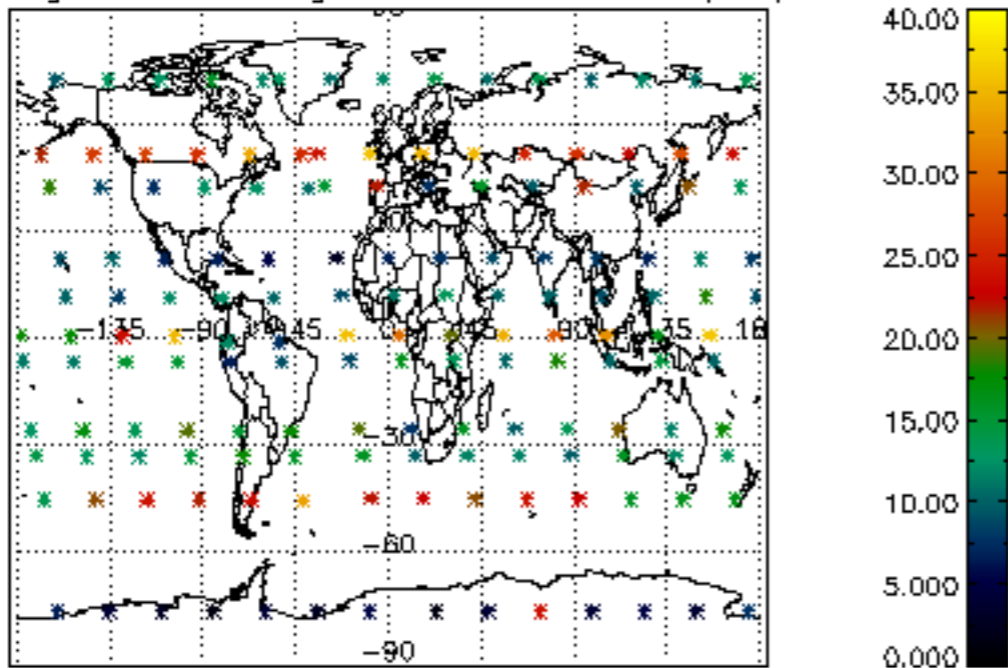
Percentage of cosmic ray hits per profile



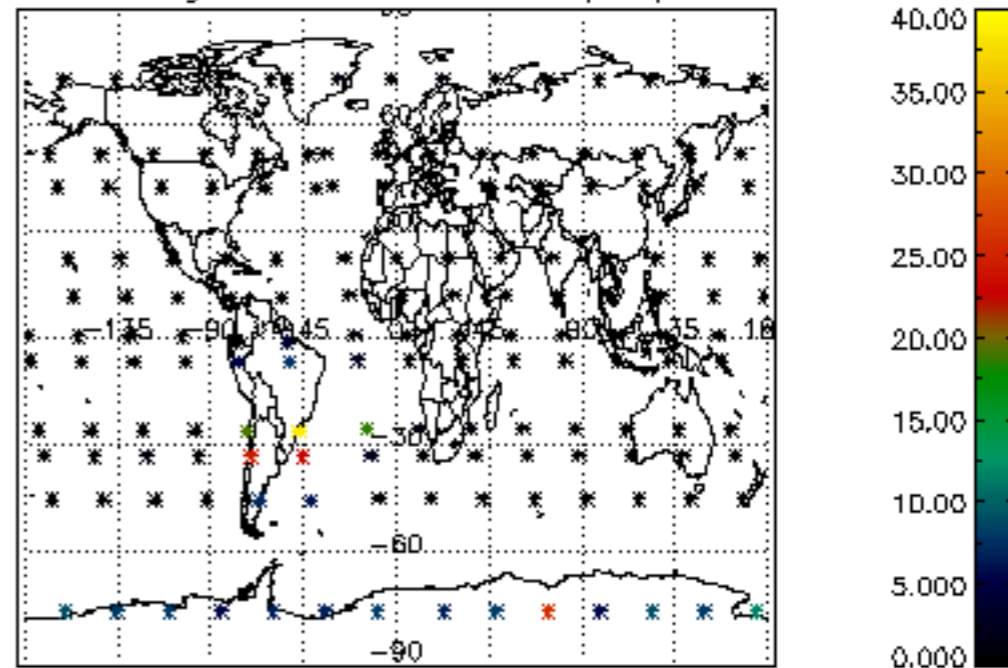
Percentage of datation errors per profile



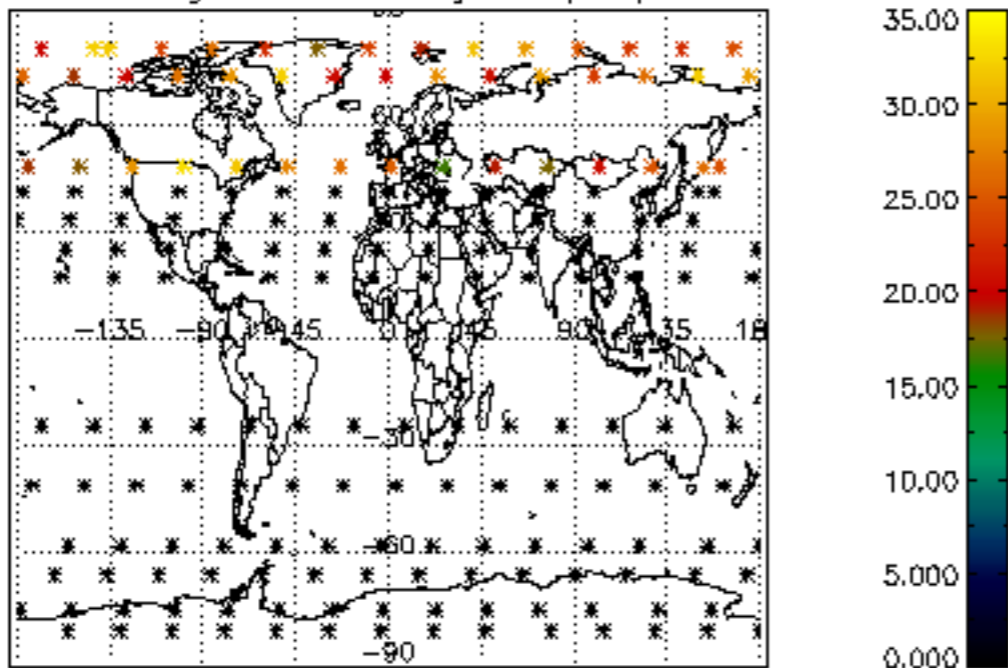
Percentage of star falling outside central band per profile



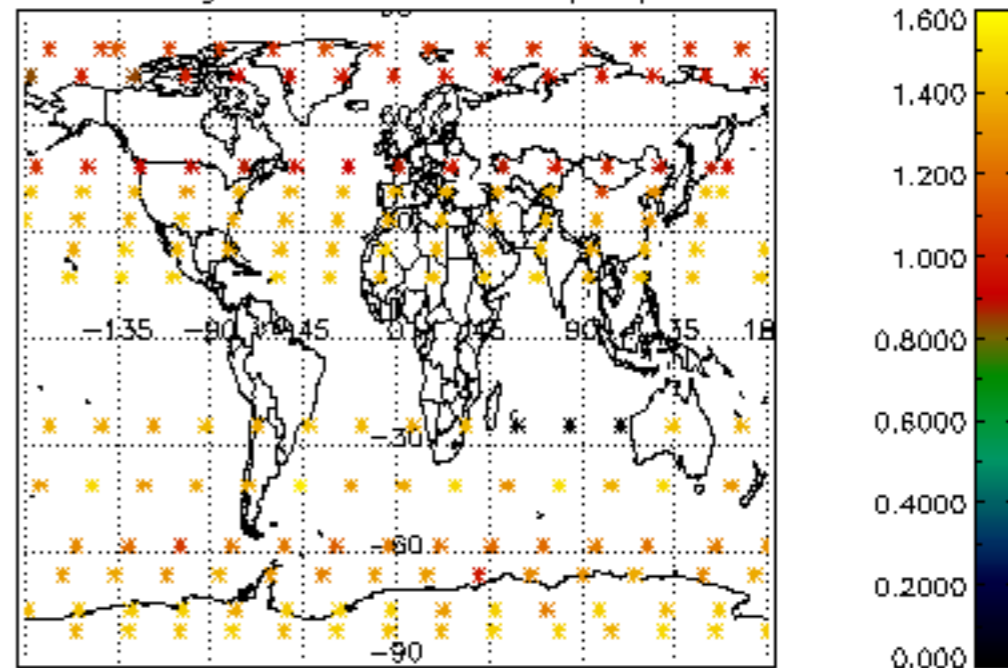
Percentage of saturation errors per profile



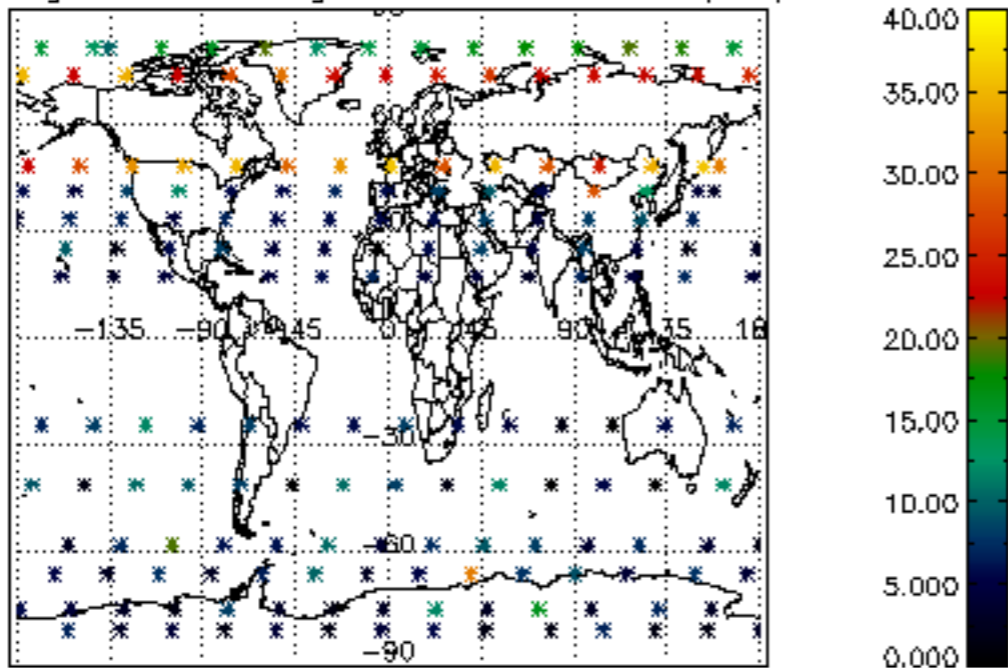
Percentage of cosmic ray hits per profile



Percentage of datation errors per profile



Percentage of star falling outside central band per profile



Percentage of saturation errors per profile

