

# GOMOS Level 2 Daily Report

## SUMMARY

### [1. General Info](#)

### [2. Summary of processed GOM\\_NL\\_2P products](#)

### [3. Level 2 Quality information per product](#)

#### [3.1 Plot of level 2 quality information per product \(time dependant\)](#)

#### [3.2 Plot of level 2 quality information per product \(world map\)](#)

### [4. Level 1 Quality information per product \(stored on level 2 products\)](#)

#### [4.1 Plot of level 1 quality information per product \(time dependant\)](#)

##### [4.1.1 Plot of level 1 quality information per product \(time dependant\): ASCENDING](#)

##### [4.1.2 Plot of level 1 quality information per product \(time dependant\): DESCENDING](#)

#### [4.2 Plot of level 1 quality information per product \(world map\)](#)

##### [4.2.1 Plot of level 1 quality information per product \(world map\): ASCENDING](#)

##### [4.2.2 Plot of level 1 quality information per product \(world map\): DESCENDING](#)

### [5. Ozone profiles based on quality statistics and other trace gas profiles](#)

#### [5.1 Ozone statistics based on quality of products](#)

#### [5.2 Plot ozone profiles for all STD \(dark without errors\)](#)

#### [5.3 Plot ozone profiles where STD < 20% \(dark without errors\)](#)

#### [5.4. Plot ozone profiles where STD < 10% \(dark without errors\)](#)

#### [5.5. Plot ozone profiles where STD < 5% \(dark without errors\)](#)

#### [5.6 Plot NO2 profiles for all STD \(dark without errors\)](#)

#### [5.7 Plot NO3 profiles for all STD \(dark without errors\)](#)

#### [5.8 Plot H2O profiles \(only for occultations of stars 1,2,3,4,13,14,16,26,63 dark without errors\) for all STD](#)

### [6. Auxiliary Data Files used for the production reported in section 2](#)

This report presents the daily analysis on parameters extracted from GOMOS level 2 data (GOM\_NL\_\_2P). It is intended to monitor some important parameters that will impact the quality of these products. A list of level 2 products (and content) that have arrived during the reporting day to the PCF is also given.

Item	Value
Time of report generation	23APR2013 12:46:28
Data source version	GOMOS/6.01
Start time of products	30-11-2007 (30NOV2007 00:00:00)
Stop time of products	01-12-2007 (01DEC2007 00:00:00)
Store outputs in DB	Yes
Nb of level 2 prods	352
Nb of prods with errors	0

## 2. Summary of processed GOM\_NL\_\_2P products.

Nr	Filename	UTC Start time	Limb	Duration	Star Id	Star Name	Star Mag	Star Temp	Nb Meas	Orbit	Prod. error
1	GOM_NL__2PRFIN20071130_000504_000000432063_00445_30058_5367.N1	30-NOV-2007 00:05:04	Dark	42.500	26	Gam Cru	1.6240	2900.0	85	30058	No
2	GOM_NL__2PRFIN20071130_000708_000000442063_00446_30059_5356.N1	30-NOV-2007 00:07:08	Dark	43.500	113	Mu Vel	2.6920	5000.0	87	30059	No
3	GOM_NL__2PRFIN20071130_000912_000000382063_00446_30059_5357.N1	30-NOV-2007 00:09:12	Dark	38.000	124	The Car	2.7640	30000.	76	30059	No
4	GOM_NL__2PRFIN20071130_001200_000000392063_00446_30059_5358.N1	30-NOV-2007 00:12:00	Dark	38.500	29	Bet Car	1.6720	10200.	77	30059	No
5	GOM_NL__2PRFIN20071130_001349_000000442063_00446_30059_5359.N1	30-NOV-2007 00:13:49	Dark	44.000	41	Eps Car	1.8600	4100.0	88	30059	No
6	GOM_NL__2PRFIN20071130_001912_000000582063_00446_30059_5360.N1	30-NOV-2007 00:19:12	Dark	58.000	2	Alp Car	-0.73600	7000.0	116	30059	No
7	GOM_NL__2PRFIN20071130_003333_000000442063_00446_30059_5361.N1	30-NOV-2007 00:33:33	Straylight	43.500	165	34Gam Eri	2.9500	3200.0	87	30059	No
8	GOM_NL__2PRFIN20071130_003855_000000432063_00446_30059_5362.N1	30-NOV-2007 00:38:55	Twilight	42.500	94	92Alp Cet	2.5260	3100.0	85	30059	No
9	GOM_NL__2PRFIN20071130_004449_000000392063_00446_30059_5363.N1	30-NOV-2007 00:44:49	Bright	38.500	146	25Eta Tau	2.8730	15200.	77	30059	No
10	GOM_NL__2PRFIN20071130_004712_000000402063_00446_30059_5364.N1	30-NOV-2007 00:47:12	Bright	39.500	150	44Zet Per	2.8900	28000.	79	30059	No
11	GOM_NL__2PRFIN20071130_004923_000000382063_00446_30059_5365.N1	30-NOV-2007 00:49:23	Bright	37.500	79	26Bet Per	2.3100	13100.	75	30059	No
12	GOM_NL__2PRFIN20071130_005139_000000352063_00446_30059_5366.N1	30-NOV-2007 00:51:39	Bright	35.000	175	39Del Per	3.0100	19400.	70	30059	No
13	GOM_NL__2PRFIN20071130_005256_000000352063_00446_30059_5367.N1	30-NOV-2007 00:52:56	Bright	35.000	160	23Gam Per	2.9300	4700.0	70	30059	No
14	GOM_NL__2PRFIN20071130_010258_000000362063_00446_30059_5368.N1	30-NOV-2007 01:02:58	Bright	36.000	49	1Alp UMi	1.9900	6300.0	72	30059	No
15	GOM_NL__2PRFIN20071130_010737_000000382063_00446_30059_5369.N1	30-NOV-2007 01:07:37	Bright	37.500	60	7Bet UMi	2.0810	3950.0	75	30059	No
16	GOM_NL__2PRFIN20071130_011253_000000392063_00446_30059_5370.N1	30-NOV-2007 01:12:53	Bright	39.000	32	77Eps UMa	1.7630	11000.	78	30059	No
17	GOM_NL__2PRFIN20071130_011454_000000352063_00446_30059_5371.N1	30-NOV-2007 01:14:54	Bright	35.000	39	85Eta UMa	1.8540	24000.	70	30059	No
18	GOM_NL__2PRFIN20071130_012318_000000342063_00446_30059_5372.N1	30-NOV-2007 01:23:18	Bright	33.500	3	16Alp Boo	-0.050000	4250.0	67	30059	No
19	GOM_NL__2PRFIN20071130_012649_000000392063_00446_30059_5373.N1	30-NOV-2007 01:26:49	Bright	38.500	138	47Eps Vir	2.8280	4700.0	77	30059	No
20	GOM_NL__2PRFIN20071130_013105_000000602063_00446_30059_5374.N1	30-NOV-2007 01:31:05	Bright	60.000	121	29Gam Vir	2.7400	7200.0	120	30059	No
21	GOM_NL__2PRFIN20071130_013235_000000402063_00446_30059_5375.N1	30-NOV-2007 01:32:35	Bright	40.000	15	67Alp Vir	0.97600	28000.	80	30059	No
22	GOM_NL__2PRFIN20071130_013547_000000452063_00446_30059_5376.N1	30-NOV-2007 01:35:47	Twilight	44.500	163	7Del Crv	2.9450	11000.	89	30059	No
23	GOM_NL__2PRFIN20071130_013726_000000442063_00446_30059_5377.N1	30-NOV-2007 01:37:26	Twilight	43.500	106	9Bet Crv	2.6480	5600.0	87	30059	No
24	GOM_NL__2PRFIN20071130_014540_000000392063_00446_30059_5378.N1	30-NOV-2007 01:45:40	Dark	38.500	26	Gam Cru	1.6240	2900.0	77	30059	No
25	GOM_NL__2PRFIN20071130_014744_000000422063_00447_30060_5367.N1	30-NOV-2007 01:47:44	Dark	42.000	113	Mu Vel	2.6920	5000.0	84	30060	No
26	GOM_NL__2PRFIN20071130_014948_000000392063_00447_30060_5368.N1	30-NOV-2007 01:49:48	Dark	39.000	124	The Car	2.7640	30000.	78	30060	No
27	GOM_NL__2PRFIN20071130_015236_000000392063_00447_30060_5369.N1	30-NOV-2007 01:52:36	Dark	39.000	29	Bet Car	1.6720	10200.	78	30060	No
28	GOM_NL__2PRFIN20071130_015425_000000422063_00447_30060_5370.N1	30-NOV-2007 01:54:25	Dark	42.000	41	Eps Car	1.8600	4100.0	84	30060	No
29	GOM_NL__2PRFIN20071130_015949_000000472063_00447_30060_5371.N1	30-NOV-2007 01:59:49	Dark	47.000	2	Alp Car	-0.73600	7000.0	94	30060	No
30	GOM_NL__2PRFIN20071130_021409_000000462063_00447_30060_5372.N1	30-NOV-2007 02:14:09	Straylight	45.500	165	34Gam Eri	2.9500	3200.0	91	30060	No
31	GOM_NL__2PRFIN20071130_021931_000000422063_00447_30060_5373.N1	30-NOV-2007 02:19:31	Twilight	42.000	94	92Alp Cet	2.5260	3100.0	84	30060	No
32	GOM_NL__2PRFIN20071130_022524_000000402063_00447_30060_5374.N1	30-NOV-2007 02:25:24	Bright	40.000	146	25Eta Tau	2.8730	15200.	80	30060	No
33	GOM_NL__2PRFIN20071130_022748_000000382063_00447_30060_5375.N1	30-NOV-2007 02:27:48	Bright	38.000	150	44Zet Per	2.8900	28000.	76	30060	No
34	GOM_NL__2PRFIN20071130_022959_000000372063_00447_30060_5376.N1	30-NOV-2007 02:29:59	Bright	37.000	79	26Bet Per	2.3100	13100.	74	30060	No
35	GOM_NL__2PRFIN20071130_023214_000000362063_00447_30060_5377.N1	30-NOV-2007 02:32:14	Bright	36.000	175	39Del Per	3.0100	19400.	72	30060	No
36	GOM_NL__2PRFIN20071130_023332_000000372063_00447_30060_5378.N1	30-NOV-2007 02:33:32	Bright	36.500	160	23Gam Per	2.9300	4700.0	73	30060	No
37	GOM_NL__2PRFIN20071130_024334_000000332063_00447_30060_5379.N1	30-NOV-2007 02:43:34	Bright	32.500	49	1Alp UMi	1.9900	6300.0	65	30060	No
38	GOM_NL__2PRFIN20071130_024813_000000372063_00447_30060_5380.N1	30-NOV-2007 02:48:13	Bright	37.000	60	7Bet UMi	2.0810	3950.0	74	30060	No
39	GOM_NL__2PRFIN20071130_025329_000000382063_00447_30060_5381.N1	30-NOV-2007 02:53:29	Bright	38.000	32	77Eps UMa	1.7630	11000.	76	30060	No
40	GOM_NL__2PRFIN20071130_025530_000000342063_00447_30060_5382.N1	30-NOV-2007 02:55:30	Bright	34.000	39	85Eta UMa	1.8540	24000.	68	30060	No
41	GOM_NL__2PRFIN20071130_025822_000000362063_00447_30060_5383.N1	30-NOV-2007 02:58:22	Bright	36.000	180	27Gam Boo	3.0400	8000.0	72	30060	No
42	GOM_NL__2PRFIN20071130_030354_000000342063_00447_30060_5384.N1	30-NOV-2007 03:03:54	Bright	33.500	3	16Alp Boo	-0.050000	4250.0	67	30060	No

43	GOM_NL__2PRFIN20071130_030725_000000402063_00447_30060_5385.N1	30-NOV-2007 03:07:25	Bright	39.500	138	47Eps Vir	2.8280	4700.0	79	30060	No
44	GOM_NL__2PRFIN20071130_031141_000000432063_00447_30060_5386.N1	30-NOV-2007 03:11:41	Bright	43.000	121	29Gam Vir	2.7400	7200.0	86	30060	No
45	GOM_NL__2PRFIN20071130_031312_000000492063_00447_30060_5387.N1	30-NOV-2007 03:13:12	Bright	49.000	15	67Alp Vir	0.97600	28000.	98	30060	No
46	GOM_NL__2PRFIN20071130_031624_000000432063_00447_30060_5388.N1	30-NOV-2007 03:16:24	Tw_i_and_stray	43.000	163	7Del Crv	2.9450	11000.	86	30060	No
47	GOM_NL__2PRFIN20071130_031802_000000412063_00447_30060_5389.N1	30-NOV-2007 03:18:02	Twilight	41.000	106	9Bet Crv	2.6480	5600.0	82	30060	No
48	GOM_NL__2PRFIN20071130_032008_000000372063_00447_30060_5390.N1	30-NOV-2007 03:20:08	Dark	37.000	123	1ot Cen	2.7500	10200.	74	30060	No
49	GOM_NL__2PRFIN20071130_032617_000000532063_00447_30060_5391.N1	30-NOV-2007 03:26:17	Dark	53.000	26	Gam Cru	1.6240	2900.0	106	30060	No
50	GOM_NL__2PRFIN20071130_032821_000000432063_00448_30061_5385.N1	30-NOV-2007 03:28:21	Dark	42.500	113	Mu Vel	2.6920	5000.0	85	30061	No
51	GOM_NL__2PRFIN20071130_033025_000000372063_00448_30061_5386.N1	30-NOV-2007 03:30:25	Dark	37.000	124	The Car	2.7640	30000.	74	30061	No
52	GOM_NL__2PRFIN20071130_033312_000000392063_00448_30061_5387.N1	30-NOV-2007 03:33:12	Dark	38.500	29	Bet Car	1.6720	10200.	77	30061	No
53	GOM_NL__2PRFIN20071130_033502_000000422063_00448_30061_5388.N1	30-NOV-2007 03:35:02	Dark	42.000	41	Eps Car	1.8600	4100.0	84	30061	No
54	GOM_NL__2PRFIN20071130_034025_000000572063_00448_30061_5389.N1	30-NOV-2007 03:40:25	Dark	56.500	2	Alp Car	-0.73600	7000.0	113	30061	No
55	GOM_NL__2PRFIN20071130_035445_000000432063_00448_30061_5390.N1	30-NOV-2007 03:54:45	Straylight	42.500	165	34Gam Eri	2.9500	3200.0	85	30061	No
56	GOM_NL__2PRFIN20071130_040007_000000422063_00448_30061_5391.N1	30-NOV-2007 04:00:07	Tw_i_and_stray	41.500	94	92Alp Cet	2.5260	3100.0	83	30061	No
57	GOM_NL__2PRFIN20071130_040600_000000382063_00448_30061_5392.N1	30-NOV-2007 04:06:00	Bright	37.500	146	25Eta Tau	2.8730	15200.	75	30061	No
58	GOM_NL__2PRFIN20071130_040824_000000372063_00448_30061_5393.N1	30-NOV-2007 04:08:24	Bright	37.000	150	44Zet Per	2.8900	28000.	74	30061	No
59	GOM_NL__2PRFIN20071130_041035_000000372063_00448_30061_5394.N1	30-NOV-2007 04:10:35	Bright	36.500	79	26Bet Per	2.3100	13100.	73	30061	No
60	GOM_NL__2PRFIN20071130_041250_000000372063_00448_30061_5395.N1	30-NOV-2007 04:12:50	Bright	36.500	175	39Del Per	3.0100	19400.	73	30061	No
61	GOM_NL__2PRFIN20071130_041408_000000362063_00448_30061_5396.N1	30-NOV-2007 04:14:08	Bright	35.500	160	23Gam Per	2.9300	4700.0	71	30061	No
62	GOM_NL__2PRFIN20071130_042410_000000342063_00448_30061_5397.N1	30-NOV-2007 04:24:10	Bright	33.500	49	1Alp UMi	1.9900	6300.0	67	30061	No
63	GOM_NL__2PRFIN20071130_042849_000000372063_00448_30061_5398.N1	30-NOV-2007 04:28:49	Bright	36.500	60	7Bet UMi	2.0810	3950.0	73	30061	No
64	GOM_NL__2PRFIN20071130_043405_000000562063_00448_30061_5399.N1	30-NOV-2007 04:34:05	Bright	56.000	32	77Eps UMa	1.7630	11000.	112	30061	No
65	GOM_NL__2PRFIN20071130_043607_000000362063_00448_30061_5400.N1	30-NOV-2007 04:36:07	Bright	36.000	39	85Eta UMa	1.8540	24000.	72	30061	No
66	GOM_NL__2PRFIN20071130_043859_000000352063_00448_30061_5401.N1	30-NOV-2007 04:38:59	Bright	34.500	180	27Gam Boo	3.0400	8000.0	69	30061	No
67	GOM_NL__2PRFIN20071130_044430_000000342063_00448_30061_5402.N1	30-NOV-2007 04:44:30	Bright	33.500	3	16Alp Boo	-0.050000	4250.0	67	30061	No
68	GOM_NL__2PRFIN20071130_044801_000000412063_00448_30061_5403.N1	30-NOV-2007 04:48:01	Bright	40.500	138	47Eps Vir	2.8280	4700.0	81	30061	No
69	GOM_NL__2PRFIN20071130_045218_000000432063_00448_30061_5404.N1	30-NOV-2007 04:52:18	Bright	42.500	121	29Gam Vir	2.7400	7200.0	85	30061	No
70	GOM_NL__2PRFIN20071130_045348_000000382063_00448_30061_5405.N1	30-NOV-2007 04:53:48	Bright	37.500	15	67Alp Vir	0.97600	28000.	75	30061	No
71	GOM_NL__2PRFIN20071130_045701_000000422063_00448_30061_5406.N1	30-NOV-2007 04:57:01	Tw_i_and_stray	41.500	163	7Del Crv	2.9450	11000.	83	30061	No
72	GOM_NL__2PRFIN20071130_045839_000000462063_00448_30061_5407.N1	30-NOV-2007 04:58:39	Twilight	45.500	106	9Bet Crv	2.6480	5600.0	91	30061	No
73	GOM_NL__2PRFIN20071130_050044_000000402063_00448_30061_5408.N1	30-NOV-2007 05:00:44	Dark	40.000	123	1ot Cen	2.7500	10200.	80	30061	No
74	GOM_NL__2PRFIN20071130_050653_000000422063_00448_30061_5409.N1	30-NOV-2007 05:06:53	Dark	41.500	26	Gam Cru	1.6240	2900.0	83	30061	No
75	GOM_NL__2PRFIN20071130_050858_000000442063_00449_30062_5393.N1	30-NOV-2007 05:08:58	Dark	44.000	113	Mu Vel	2.6920	5000.0	88	30062	No
76	GOM_NL__2PRFIN20071130_051101_000000382063_00449_30062_5394.N1	30-NOV-2007 05:11:01	Dark	38.000	124	The Car	2.7640	30000.	76	30062	No
77	GOM_NL__2PRFIN20071130_051349_000000392063_00449_30062_5395.N1	30-NOV-2007 05:13:49	Dark	39.000	29	Bet Car	1.6720	10200.	78	30062	No
78	GOM_NL__2PRFIN20071130_051538_000000482063_00449_30062_5396.N1	30-NOV-2007 05:15:38	Dark	47.500	41	Eps Car	1.8600	4100.0	95	30062	No
79	GOM_NL__2PRFIN20071130_052102_000000502063_00449_30062_5397.N1	30-NOV-2007 05:21:02	Dark	50.000	2	Alp Car	-0.73600	7000.0	100	30062	No
80	GOM_NL__2PRFIN20071130_053522_000000462063_00449_30062_5398.N1	30-NOV-2007 05:35:22	Straylight	46.000	165	34Gam Eri	2.9500	3200.0	92	30062	No
81	GOM_NL__2PRFIN20071130_054043_000000422063_00449_30062_5399.N1	30-NOV-2007 05:40:43	Tw_i_and_stray	42.000	94	92Alp Cet	2.5260	3100.0	84	30062	No
82	GOM_NL__2PRFIN20071130_054636_000000372063_00449_30062_5400.N1	30-NOV-2007 05:46:36	Bright	37.000	146	25Eta Tau	2.8730	15200.	74	30062	No
83	GOM_NL__2PRFIN20071130_054900_000000392063_00449_30062_5401.N1	30-NOV-2007 05:49:00	Bright	38.500	150	44Zet Per	2.8900	28000.	77	30062	No
84	GOM_NL__2PRFIN20071130_055111_000000372063_00449_30062_5402.N1	30-NOV-2007 05:51:11	Bright	36.500	79	26Bet Per	2.3100	13100.	73	30062	No
85	GOM_NL__2PRFIN20071130_055326_000000362063_00449_30062_5403.N1	30-NOV-2007 05:53:26	Bright	35.500	175	39Del Per	3.0100	19400.	71	30062	No
86	GOM_NL__2PRFIN20071130_055444_000000352063_00449_30062_5404.N1	30-NOV-2007 05:54:44	Bright	34.500	160	23Gam Per	2.9300	4700.0	69	30062	No
87	GOM_NL__2PRFIN20071130_060446_000000352063_00449_30062_5405.N1	30-NOV-2007 06:04:46	Bright	35.000	49	1Alp UMi	1.9900	6300.0	70	30062	No
88	GOM_NL__2PRFIN20071130_060925_000000392063_00449_30062_5406.N1	30-NOV-2007 06:09:25	Bright	38.500	60	7Bet UMi	2.0810	3950.0	77	30062	No
89	GOM_NL__2PRFIN20071130_061441_000000382063_00449_30062_5407.N1	30-NOV-2007 06:14:41	Bright	38.000	32	77Eps UMa	1.7630	11000.	76	30062	No
90	GOM_NL__2PRFIN20071130_061642_000000362063_00449_30062_5408.N1	30-NOV-2007 06:16:42	Bright	36.000	39	85Eta UMa	1.8540	24000.	72	30062	No
91	GOM_NL__2PRFIN20071130_061935_000000342063_00449_30062_5409.N1	30-NOV-2007 06:19:35	Bright	33.500	180	27Gam Boo	3.0400	8000.0	67	30062	No
92	GOM_NL__2PRFIN20071130_062506_000000342063_00449_30062_5410.N1	30-NOV-2007 06:25:06	Bright	33.500	3	16Alp Boo	-0.050000	4250.0	67	30062	No
93	GOM_NL__2PRFIN20071130_062838_000000392063_00449_30062_5411.N1	30-NOV-2007 06:28:38	Bright	38.500	138	47Eps Vir	2.8280	4700.0	77	30062	No
94	GOM_NL__2PRFIN20071130_063254_000000422063_00449_30062_5412.N1	30-NOV-2007 06:32:54	Bright	41.500	121	29Gam Vir	2.7400	7200.0	83	30062	No
95	GOM_NL__2PRFIN20071130_063424_000000372063_00449_30062_5413.N1	30-NOV-2007 06:34:24	Bright	37.000	15	67Alp Vir	0.97600	28000.	74	30062	No
96	GOM_NL__2PRFIN20071130_063737_000000422063_00449_30062_5414.N1	30-NOV-2007 06:37:37	Tw_i_and_stray	42.000	163	7Del Crv	2.9450	11000.	84	30062	No
97	GOM_NL__2PRFIN20071130_063916_000000442063_00449_30062_5415.N1	30-NOV-2007 06:39:16	Twilight	43.500	106	9Bet Crv	2.6480	5600.0	87	30062	No
98	GOM_NL__2PRFIN20071130_064120_000000382063_00449_30062_5416.N1	30-NOV-2007 06:41:20	Dark	37.500	123	1ot Cen	2.7500	10200.	75	30062	No
99	GOM_NL__2PRFIN20071130_064730_000000432063_00449_30062_5417.N1	30-NOV-2007 06:47:30	Dark	43.000	26	Gam Cru	1.6240	2900.0	86	30062	No
100	GOM_NL__2PRFIN20071130_064935_000000432063_00450_30063_5406.N1	30-NOV-2007 06:49:35	Dark	42.500	113	Mu Vel	2.6920	5000.0	85	30063	No
101	GOM_NL__2PRFIN20071130_065137_000000382063_00450_30063_5407.N1	30-NOV-2007 06:51:37	Dark	38.000	124	The Car	2.7640	30000.	76	30063	No

102	GOM_NL__2PRFIN20071130_065425_000000382063_00450_30063_5408.N1	30-NOV-2007 06:54:25	Dark	38.000	29	Bet Car	1.6720	10200.	76	30063	No
103	GOM_NL__2PRFIN20071130_065615_000000452063_00450_30063_5409.N1	30-NOV-2007 06:56:15	Dark	44.500	41	Eps Car	1.8600	4100.0	89	30063	No
104	GOM_NL__2PRFIN20071130_070138_000000582063_00450_30063_5410.N1	30-NOV-2007 07:01:38	Dark	57.500	2	Alp Car	-0.73600	7000.0	115	30063	No
105	GOM_NL__2PRFIN20071130_071558_000000412063_00450_30063_5411.N1	30-NOV-2007 07:15:58	Straylight	41.000	165	34Gam Eri	2.9500	3200.0	82	30063	No
106	GOM_NL__2PRFIN20071130_072119_000000452063_00450_30063_5412.N1	30-NOV-2007 07:21:19	Tw_i_and_stray	44.500	94	92Alp Cet	2.5260	3100.0	89	30063	No
107	GOM_NL__2PRFIN20071130_072712_000000382063_00450_30063_5413.N1	30-NOV-2007 07:27:12	Bright	37.500	146	25Eta Tau	2.8730	15200.	75	30063	No
108	GOM_NL__2PRFIN20071130_072935_000000392063_00450_30063_5414.N1	30-NOV-2007 07:29:35	Bright	39.000	150	44Zet Per	2.8900	28000.	78	30063	No
109	GOM_NL__2PRFIN20071130_073147_000000372063_00450_30063_5415.N1	30-NOV-2007 07:31:47	Bright	36.500	79	26Bet Per	2.3100	13100.	73	30063	No
110	GOM_NL__2PRFIN20071130_073402_000000362063_00450_30063_5416.N1	30-NOV-2007 07:34:02	Bright	35.500	175	39Del Per	3.0100	19400.	71	30063	No
111	GOM_NL__2PRFIN20071130_073520_000000352063_00450_30063_5417.N1	30-NOV-2007 07:35:20	Bright	35.000	160	23Gam Per	2.9300	4700.0	70	30063	No
112	GOM_NL__2PRFIN20071130_074522_000000352063_00450_30063_5418.N1	30-NOV-2007 07:45:22	Bright	35.000	49	1Alp UMi	1.9900	6300.0	70	30063	No
113	GOM_NL__2PRFIN20071130_075001_000000382063_00450_30063_5419.N1	30-NOV-2007 07:50:01	Bright	37.500	60	7Bet UMi	2.0810	3950.0	75	30063	No
114	GOM_NL__2PRFIN20071130_075516_000000392063_00450_30063_5420.N1	30-NOV-2007 07:55:16	Bright	38.500	32	77Eps UMa	1.7630	11000.	77	30063	No
115	GOM_NL__2PRFIN20071130_075718_000000362063_00450_30063_5421.N1	30-NOV-2007 07:57:18	Bright	35.500	39	85Eta UMa	1.8540	24000.	71	30063	No
116	GOM_NL__2PRFIN20071130_080011_000000342063_00450_30063_5422.N1	30-NOV-2007 08:00:11	Bright	33.500	180	27Gam Boo	3.0400	8000.0	67	30063	No
117	GOM_NL__2PRFIN20071130_080542_000000342063_00450_30063_5423.N1	30-NOV-2007 08:05:42	Bright	34.000	3	16Alp Boo	-0.050000	4250.0	68	30063	No
118	GOM_NL__2PRFIN20071130_080914_000000392063_00450_30063_5424.N1	30-NOV-2007 08:09:14	Bright	39.000	138	47Eps Vir	2.8280	4700.0	78	30063	No
119	GOM_NL__2PRFIN20071130_081331_000000422063_00450_30063_5425.N1	30-NOV-2007 08:13:31	Bright	41.500	121	29Gam Vir	2.7400	7200.0	83	30063	No
120	GOM_NL__2PRFIN20071130_081501_000000542063_00450_30063_5426.N1	30-NOV-2007 08:15:01	Bright	54.000	15	67Alp Vir	0.97600	28000.	108	30063	No
121	GOM_NL__2PRFIN20071130_081814_000000432063_00450_30063_5427.N1	30-NOV-2007 08:18:14	Tw_i_and_stray	42.500	163	7Del Crv	2.9450	11000.	85	30063	No
122	GOM_NL__2PRFIN20071130_081952_000000462063_00450_30063_5428.N1	30-NOV-2007 08:19:52	Twilight	46.000	106	9Bet Crv	2.6480	5600.0	92	30063	No
123	GOM_NL__2PRFIN20071130_082157_000000392063_00450_30063_5429.N1	30-NOV-2007 08:21:57	Dark	38.500	123	1ot Cen	2.7500	10200.	77	30063	No
124	GOM_NL__2PRFIN20071130_082806_000000442063_00450_30063_5430.N1	30-NOV-2007 08:28:06	Dark	44.000	26	Gam Cru	1.6240	2900.0	88	30063	No
125	GOM_NL__2PRFIN20071130_083011_000000442063_00451_30064_5420.N1	30-NOV-2007 08:30:11	Dark	44.000	113	Mu Vel	2.6920	5000.0	88	30064	No
126	GOM_NL__2PRFIN20071130_083214_000000372063_00451_30064_5421.N1	30-NOV-2007 08:32:14	Dark	37.000	124	The Car	2.7640	30000.	74	30064	No
127	GOM_NL__2PRFIN20071130_083502_000000382063_00451_30064_5422.N1	30-NOV-2007 08:35:02	Dark	37.500	29	Bet Car	1.6720	10200.	75	30064	No
128	GOM_NL__2PRFIN20071130_083652_000000432063_00451_30064_5423.N1	30-NOV-2007 08:36:52	Dark	42.500	41	Eps Car	1.8600	4100.0	85	30064	No
129	GOM_NL__2PRFIN20071130_084215_000000502063_00451_30064_5424.N1	30-NOV-2007 08:42:15	Dark	50.000	2	Alp Car	-0.73600	7000.0	100	30064	No
130	GOM_NL__2PRFIN20071130_085634_000000402063_00451_30064_5425.N1	30-NOV-2007 08:56:34	Straylight	40.000	165	34Gam Eri	2.9500	3200.0	80	30064	No
131	GOM_NL__2PRFIN20071130_090155_000000432063_00451_30064_5426.N1	30-NOV-2007 09:01:55	Tw_i_and_stray	43.000	94	92Alp Cet	2.5260	3100.0	86	30064	No
132	GOM_NL__2PRFIN20071130_090748_000000392063_00451_30064_5427.N1	30-NOV-2007 09:07:48	Bright	39.000	146	25Eta Tau	2.8730	15200.	78	30064	No
133	GOM_NL__2PRFIN20071130_091011_000000392063_00451_30064_5428.N1	30-NOV-2007 09:10:11	Bright	39.000	150	44Zet Per	2.8900	28000.	78	30064	No
134	GOM_NL__2PRFIN20071130_091222_000000362063_00451_30064_5429.N1	30-NOV-2007 09:12:22	Bright	36.000	79	26Bet Per	2.3100	13100.	72	30064	No
135	GOM_NL__2PRFIN20071130_091438_000000372063_00451_30064_5430.N1	30-NOV-2007 09:14:38	Bright	37.000	175	39Del Per	3.0100	19400.	74	30064	No
136	GOM_NL__2PRFIN20071130_091555_000000362063_00451_30064_5431.N1	30-NOV-2007 09:15:55	Bright	35.500	160	23Gam Per	2.9300	4700.0	71	30064	No
137	GOM_NL__2PRFIN20071130_092558_000000362063_00451_30064_5432.N1	30-NOV-2007 09:25:58	Bright	35.500	49	1Alp UMi	1.9900	6300.0	71	30064	No
138	GOM_NL__2PRFIN20071130_093037_000000362063_00451_30064_5433.N1	30-NOV-2007 09:30:37	Bright	36.000	60	7Bet UMi	2.0810	3950.0	72	30064	No
139	GOM_NL__2PRFIN20071130_093552_000000382063_00451_30064_5434.N1	30-NOV-2007 09:35:52	Bright	37.500	32	77Eps UMa	1.7630	11000.	75	30064	No
140	GOM_NL__2PRFIN20071130_093754_000000362063_00451_30064_5435.N1	30-NOV-2007 09:37:54	Bright	35.500	39	85Eta UMa	1.8540	24000.	71	30064	No
141	GOM_NL__2PRFIN20071130_094047_000000342063_00451_30064_5436.N1	30-NOV-2007 09:40:47	Bright	33.500	180	27Gam Boo	3.0400	8000.0	67	30064	No
142	GOM_NL__2PRFIN20071130_094619_000000342063_00451_30064_5437.N1	30-NOV-2007 09:46:19	Bright	33.500	3	16Alp Boo	-0.050000	4250.0	67	30064	No
143	GOM_NL__2PRFIN20071130_094950_000000392063_00451_30064_5438.N1	30-NOV-2007 09:49:50	Bright	38.500	138	47Eps Vir	2.8280	4700.0	77	30064	No
144	GOM_NL__2PRFIN20071130_095407_000000612063_00451_30064_5439.N1	30-NOV-2007 09:54:07	Bright	61.000	121	29Gam Vir	2.7400	7200.0	122	30064	No
145	GOM_NL__2PRFIN20071130_095537_000000542063_00451_30064_5440.N1	30-NOV-2007 09:55:37	Bright	54.000	15	67Alp Vir	0.97600	28000.	108	30064	No
146	GOM_NL__2PRFIN20071130_095850_000000452063_00451_30064_5441.N1	30-NOV-2007 09:58:50	Tw_i_and_stray	44.500	163	7Del Crv	2.9450	11000.	89	30064	No
147	GOM_NL__2PRFIN20071130_100029_000000452063_00451_30064_5442.N1	30-NOV-2007 10:00:29	Twilight	45.000	106	9Bet Crv	2.6480	5600.0	90	30064	No
148	GOM_NL__2PRFIN20071130_100233_000000372063_00451_30064_5443.N1	30-NOV-2007 10:02:33	Dark	37.000	123	1ot Cen	2.7500	10200.	74	30064	No
149	GOM_NL__2PRFIN20071130_100842_000000472063_00451_30064_5444.N1	30-NOV-2007 10:08:42	Dark	46.500	26	Gam Cru	1.6240	2900.0	93	30064	No
150	GOM_NL__2PRFIN20071130_101048_000000442063_00452_30065_5430.N1	30-NOV-2007 10:10:48	Dark	44.000	113	Mu Vel	2.6920	5000.0	88	30065	No
151	GOM_NL__2PRFIN20071130_101250_000000382063_00452_30065_5431.N1	30-NOV-2007 10:12:50	Dark	38.000	124	The Car	2.7640	30000.	76	30065	No
152	GOM_NL__2PRFIN20071130_101538_000000382063_00452_30065_5432.N1	30-NOV-2007 10:15:38	Dark	37.500	29	Bet Car	1.6720	10200.	75	30065	No
153	GOM_NL__2PRFIN20071130_101728_000000422063_00452_30065_5433.N1	30-NOV-2007 10:17:28	Dark	42.000	41	Eps Car	1.8600	4100.0	84	30065	No
154	GOM_NL__2PRFIN20071130_102251_000000492063_00452_30065_5434.N1	30-NOV-2007 10:22:51	Dark	49.000	2	Alp Car	-0.73600	7000.0	98	30065	No
155	GOM_NL__2PRFIN20071130_103710_000000422063_00452_30065_5435.N1	30-NOV-2007 10:37:10	Straylight	41.500	165	34Gam Eri	2.9500	3200.0	83	30065	No
156	GOM_NL__2PRFIN20071130_104231_000000442063_00452_30065_5436.N1	30-NOV-2007 10:42:31	Tw_i_and_stray	43.500	94	92Alp Cet	2.5260	3100.0	87	30065	No
157	GOM_NL__2PRFIN20071130_104823_000000392063_00452_30065_5437.N1	30-NOV-2007 10:48:23	Bright	39.000	146	25Eta Tau	2.8730	15200.	78	30065	No
158	GOM_NL__2PRFIN20071130_105046_000000392063_00452_30065_5438.N1	30-NOV-2007 10:50:46	Bright	39.000	150	44Zet Per	2.8900	28000.	78	30065	No
159	GOM_NL__2PRFIN20071130_105258_000000372063_00452_30065_5439.N1	30-NOV-2007 10:52:58	Bright	36.500	79	26Bet Per	2.3100	13100.	73	30065	No
160	GOM_NL__2PRFIN20071130_105513_000000372063_00452_30065_5440.N1	30-NOV-2007 10:55:13	Bright	36.500	175	39Del Per	3.0100	19400.	73	30065	No

161	GOM_NL__2PRFIN20071130_105631_000000362063_00452_30065_5441.N1	30-NOV-2007 10:56:31	Bright	36.000	160	23Gam Per	2.9300	4700.0	72	30065	No
162	GOM_NL__2PRFIN20071130_111113_000000382063_00452_30065_5442.N1	30-NOV-2007 11:11:13	Bright	37.500	60	7Bet UMi	2.0810	3950.0	75	30065	No
163	GOM_NL__2PRFIN20071130_111628_000000522063_00452_30065_5443.N1	30-NOV-2007 11:16:28	Bright	51.500	32	77Eps UMa	1.7630	11000.	103	30065	No
164	GOM_NL__2PRFIN20071130_111830_000000352063_00452_30065_5444.N1	30-NOV-2007 11:18:30	Bright	35.000	39	85Eta UMa	1.8540	24000.	70	30065	No
165	GOM_NL__2PRFIN20071130_112123_000000392063_00452_30065_5445.N1	30-NOV-2007 11:21:23	Bright	39.000	180	27Gam Boo	3.0400	8000.0	78	30065	No
166	GOM_NL__2PRFIN20071130_112655_000000342063_00452_30065_5446.N1	30-NOV-2007 11:26:55	Bright	33.500	3	16Alp Boo	-0.050000	4250.0	67	30065	No
167	GOM_NL__2PRFIN20071130_113026_000000392063_00452_30065_5447.N1	30-NOV-2007 11:30:26	Bright	39.000	138	47Eps Vir	2.8280	4700.0	78	30065	No
168	GOM_NL__2PRFIN20071130_113444_000000422063_00452_30065_5448.N1	30-NOV-2007 11:34:44	Bright	42.000	121	29Gam Vir	2.7400	7200.0	84	30065	No
169	GOM_NL__2PRFIN20071130_113613_000000392063_00452_30065_5449.N1	30-NOV-2007 11:36:13	Bright	38.500	15	67Alp Vir	0.97600	28000.	77	30065	No
170	GOM_NL__2PRFIN20071130_113927_000000432063_00452_30065_5450.N1	30-NOV-2007 11:39:27	Twilight	42.500	163	7Del Crv	2.9450	11000.	85	30065	No
171	GOM_NL__2PRFIN20071130_114105_000000432063_00452_30065_5451.N1	30-NOV-2007 11:41:05	Twilight	43.000	106	9Bet Crv	2.6480	5600.0	86	30065	No
172	GOM_NL__2PRFIN20071130_114309_000000392063_00452_30065_5452.N1	30-NOV-2007 11:43:09	Dark	39.000	123	lot Cen	2.7500	10200.	78	30065	No
173	GOM_NL__2PRFIN20071130_114918_000000512063_00452_30065_5453.N1	30-NOV-2007 11:49:18	Dark	50.500	26	Gam Cru	1.6240	2900.0	101	30065	No
174	GOM_NL__2PRFIN20071130_115125_000000432063_00453_30066_5451.N1	30-NOV-2007 11:51:25	Dark	42.500	113	Mu Vel	2.6920	5000.0	85	30066	No
175	GOM_NL__2PRFIN20071130_115327_000000372063_00453_30066_5452.N1	30-NOV-2007 11:53:27	Dark	36.500	124	The Car	2.7640	30000.	73	30066	No
176	GOM_NL__2PRFIN20071130_115614_000000392063_00453_30066_5453.N1	30-NOV-2007 11:56:14	Dark	38.500	29	Bet Car	1.6720	10200.	77	30066	No
177	GOM_NL__2PRFIN20071130_115805_000000422063_00453_30066_5454.N1	30-NOV-2007 11:58:05	Dark	41.500	41	Eps Car	1.8600	4100.0	83	30066	No
178	GOM_NL__2PRFIN20071130_120328_000000582063_00453_30066_5455.N1	30-NOV-2007 12:03:28	Dark	57.500	2	Alp Car	-0.73600	7000.0	115	30066	No
179	GOM_NL__2PRFIN20071130_121746_000000442063_00453_30066_5456.N1	30-NOV-2007 12:17:46	Straylight	44.000	165	34Gam Eri	2.9500	3200.0	88	30066	No
180	GOM_NL__2PRFIN20071130_122307_000000472063_00453_30066_5457.N1	30-NOV-2007 12:23:07	Twilight	46.500	94	92Alp Cet	2.5260	3100.0	93	30066	No
181	GOM_NL__2PRFIN20071130_122859_000000392063_00453_30066_5458.N1	30-NOV-2007 12:28:59	Bright	39.000	146	25Eta Tau	2.8730	15200.	78	30066	No
182	GOM_NL__2PRFIN20071130_123122_000000392063_00453_30066_5459.N1	30-NOV-2007 12:31:22	Bright	39.000	150	44Zet Per	2.8900	28000.	78	30066	No
183	GOM_NL__2PRFIN20071130_123334_000000372063_00453_30066_5460.N1	30-NOV-2007 12:33:34	Bright	36.500	79	26Bet Per	2.3100	13100.	73	30066	No
184	GOM_NL__2PRFIN20071130_123549_000000352063_00453_30066_5461.N1	30-NOV-2007 12:35:49	Bright	34.500	175	39Del Per	3.0100	19400.	69	30066	No
185	GOM_NL__2PRFIN20071130_123707_000000362063_00453_30066_5462.N1	30-NOV-2007 12:37:07	Bright	35.500	160	23Gam Per	2.9300	4700.0	71	30066	No
186	GOM_NL__2PRFIN20071130_124710_000000362063_00453_30066_5463.N1	30-NOV-2007 12:47:10	Bright	35.500	49	1Alp UMi	1.9900	6300.0	71	30066	No
187	GOM_NL__2PRFIN20071130_125149_000000342063_00453_30066_5464.N1	30-NOV-2007 12:51:49	Bright	34.000	60	7Bet UMi	2.0810	3950.0	68	30066	No
188	GOM_NL__2PRFIN20071130_125704_000000372063_00453_30066_5465.N1	30-NOV-2007 12:57:04	Bright	36.500	32	77Eps UMa	1.7630	11000.	73	30066	No
189	GOM_NL__2PRFIN20071130_125906_000000362063_00453_30066_5466.N1	30-NOV-2007 12:59:06	Bright	35.500	39	85Eta UMa	1.8540	24000.	71	30066	No
190	GOM_NL__2PRFIN20071130_130159_000000362063_00453_30066_5467.N1	30-NOV-2007 13:01:59	Bright	35.500	180	27Gam Boo	3.0400	8000.0	71	30066	No
191	GOM_NL__2PRFIN20071130_130731_000000342063_00453_30066_5468.N1	30-NOV-2007 13:07:31	Bright	33.500	3	16Alp Boo	-0.050000	4250.0	67	30066	No
192	GOM_NL__2PRFIN20071130_131103_000000402063_00453_30066_5469.N1	30-NOV-2007 13:11:03	Bright	40.000	138	47Eps Vir	2.8280	4700.0	80	30066	No
193	GOM_NL__2PRFIN20071130_131520_000000432063_00453_30066_5470.N1	30-NOV-2007 13:15:20	Bright	43.000	121	29Gam Vir	2.7400	7200.0	86	30066	No
194	GOM_NL__2PRFIN20071130_131650_000000392063_00453_30066_5471.N1	30-NOV-2007 13:16:50	Bright	38.500	15	67Alp Vir	0.97600	28000.	77	30066	No
195	GOM_NL__2PRFIN20071130_132004_000000422063_00453_30066_5472.N1	30-NOV-2007 13:20:04	Twilight	42.000	163	7Del Crv	2.9450	11000.	84	30066	No
196	GOM_NL__2PRFIN20071130_132142_000000422063_00453_30066_5473.N1	30-NOV-2007 13:21:42	Twilight	42.000	106	9Bet Crv	2.6480	5600.0	84	30066	No
197	GOM_NL__2PRFIN20071130_132345_000000392063_00453_30066_5474.N1	30-NOV-2007 13:23:45	Dark	38.500	123	lot Cen	2.7500	10200.	77	30066	No
198	GOM_NL__2PRFIN20071130_132955_000000512063_00453_30066_5475.N1	30-NOV-2007 13:29:55	Dark	51.000	26	Gam Cru	1.6240	2900.0	102	30066	No
199	GOM_NL__2PRFIN20071130_133201_000000432063_00454_30067_5483.N1	30-NOV-2007 13:32:01	Dark	43.000	113	Mu Vel	2.6920	5000.0	86	30067	No
200	GOM_NL__2PRFIN20071130_133403_000000372063_00454_30067_5484.N1	30-NOV-2007 13:34:03	Dark	37.000	124	The Car	2.7640	30000.	74	30067	No
201	GOM_NL__2PRFIN20071130_133651_000000382063_00454_30067_5485.N1	30-NOV-2007 13:36:51	Dark	38.000	29	Bet Car	1.6720	10200.	76	30067	No
202	GOM_NL__2PRFIN20071130_133841_000000442063_00454_30067_5486.N1	30-NOV-2007 13:38:41	Dark	44.000	41	Eps Car	1.8600	4100.0	88	30067	No
203	GOM_NL__2PRFIN20071130_134404_000000542063_00454_30067_5487.N1	30-NOV-2007 13:44:04	Dark	54.000	2	Alp Car	-0.73600	7000.0	108	30067	No
204	GOM_NL__2PRFIN20071130_135822_000000452063_00454_30067_5488.N1	30-NOV-2007 13:58:22	Straylight	45.000	165	34Gam Eri	2.9500	3200.0	90	30067	No
205	GOM_NL__2PRFIN20071130_140343_000000442063_00454_30067_5489.N1	30-NOV-2007 14:03:43	Twilight	44.000	94	92Alp Cet	2.5260	3100.0	88	30067	No
206	GOM_NL__2PRFIN20071130_140935_000000402063_00454_30067_5490.N1	30-NOV-2007 14:09:35	Bright	39.500	146	25Eta Tau	2.8730	15200.	79	30067	No
207	GOM_NL__2PRFIN20071130_141158_000000382063_00454_30067_5491.N1	30-NOV-2007 14:11:58	Bright	38.000	150	44Zet Per	2.8900	28000.	76	30067	No
208	GOM_NL__2PRFIN20071130_141410_000000362063_00454_30067_5492.N1	30-NOV-2007 14:14:10	Bright	36.000	79	26Bet Per	2.3100	13100.	72	30067	No
209	GOM_NL__2PRFIN20071130_141625_000000362063_00454_30067_5493.N1	30-NOV-2007 14:16:25	Bright	35.500	175	39Del Per	3.0100	19400.	71	30067	No
210	GOM_NL__2PRFIN20071130_141743_000000352063_00454_30067_5494.N1	30-NOV-2007 14:17:43	Bright	34.500	160	23Gam Per	2.9300	4700.0	69	30067	No
211	GOM_NL__2PRFIN20071130_142746_000000342063_00454_30067_5495.N1	30-NOV-2007 14:27:46	Bright	33.500	49	1Alp UMi	1.9900	6300.0	67	30067	No
212	GOM_NL__2PRFIN20071130_143225_000000372063_00454_30067_5496.N1	30-NOV-2007 14:32:25	Bright	37.000	60	7Bet UMi	2.0810	3950.0	74	30067	No
213	GOM_NL__2PRFIN20071130_143740_000000402063_00454_30067_5497.N1	30-NOV-2007 14:37:40	Bright	39.500	32	77Eps UMa	1.7630	11000.	79	30067	No
214	GOM_NL__2PRFIN20071130_143942_000000362063_00454_30067_5498.N1	30-NOV-2007 14:39:42	Bright	36.000	39	85Eta UMa	1.8540	24000.	72	30067	No
215	GOM_NL__2PRFIN20071130_144235_000000352063_00454_30067_5499.N1	30-NOV-2007 14:42:35	Bright	34.500	180	27Gam Boo	3.0400	8000.0	69	30067	No
216	GOM_NL__2PRFIN20071130_144807_000000342063_00454_30067_5500.N1	30-NOV-2007 14:48:07	Bright	34.000	3	16Alp Boo	-0.050000	4250.0	68	30067	No
217	GOM_NL__2PRFIN20071130_145139_000000552063_00454_30067_5501.N1	30-NOV-2007 14:51:39	Bright	55.000	138	47Eps Vir	2.8280	4700.0	110	30067	No
218	GOM_NL__2PRFIN20071130_145557_000000422063_00454_30067_5502.N1	30-NOV-2007 14:55:57	Bright	41.500	121	29Gam Vir	2.7400	7200.0	83	30067	No
219	GOM_NL__2PRFIN20071130_145726_000000542063_00454_30067_5503.N1	30-NOV-2007 14:57:26	Bright	54.000	15	67Alp Vir	0.97600	28000.	108	30067	No

220	GOM_NL__2PRFIN20071130_150040_000000422063_00454_30067_5504.N1	30-NOV-2007 15:00:40	Twilight	42.000	163	7Del Crv	2.9450	11000.	84	30067	No
221	GOM_NL__2PRFIN20071130_150218_000000442063_00454_30067_5505.N1	30-NOV-2007 15:02:18	Twilight	43.500	106	9Bet Crv	2.6480	5600.0	87	30067	No
222	GOM_NL__2PRFIN20071130_150422_000000382063_00454_30067_5506.N1	30-NOV-2007 15:04:22	Dark	38.000	123	lot Cen	2.7500	10200.	76	30067	No
223	GOM_NL__2PRFIN20071130_151031_000000382063_00454_30067_5507.N1	30-NOV-2007 15:10:31	Dark	37.500	26	Gam Cru	1.6240	2900.0	75	30067	No
224	GOM_NL__2PRFIN20071130_151238_000000492063_00455_30068_5496.N1	30-NOV-2007 15:12:38	Dark	49.000	113	Mu Vel	2.6920	5000.0	98	30068	No
225	GOM_NL__2PRFIN20071130_151439_000000382063_00455_30068_5497.N1	30-NOV-2007 15:14:39	Dark	37.500	124	The Car	2.7640	30000.	75	30068	No
226	GOM_NL__2PRFIN20071130_151727_000000382063_00455_30068_5498.N1	30-NOV-2007 15:17:27	Dark	37.500	29	Bet Car	1.6720	10200.	75	30068	No
227	GOM_NL__2PRFIN20071130_151918_000000482063_00455_30068_5499.N1	30-NOV-2007 15:19:18	Dark	48.000	41	Eps Car	1.8600	4100.0	96	30068	No
228	GOM_NL__2PRFIN20071130_152440_000000562063_00455_30068_5500.N1	30-NOV-2007 15:24:40	Dark	56.000	2	Alp Car	-0.73600	7000.0	112	30068	No
229	GOM_NL__2PRFIN20071130_153858_000000442063_00455_30068_5501.N1	30-NOV-2007 15:38:58	Straylight	43.500	165	34Gam Eri	2.9500	3200.0	87	30068	No
230	GOM_NL__2PRFIN20071130_154419_000000462063_00455_30068_5502.N1	30-NOV-2007 15:44:19	Twilight	46.000	94	92Alp Cet	2.5260	3100.0	92	30068	No
231	GOM_NL__2PRFIN20071130_155011_000000382063_00455_30068_5503.N1	30-NOV-2007 15:50:11	Bright	37.500	146	25Eta Tau	2.8730	15200.	75	30068	No
232	GOM_NL__2PRFIN20071130_155234_000000402063_00455_30068_5504.N1	30-NOV-2007 15:52:34	Bright	39.500	150	44Zet Per	2.8900	28000.	79	30068	No
233	GOM_NL__2PRFIN20071130_155446_000000372063_00455_30068_5505.N1	30-NOV-2007 15:54:46	Bright	37.000	79	26Bet Per	2.3100	13100.	74	30068	No
234	GOM_NL__2PRFIN20071130_155701_000000372063_00455_30068_5506.N1	30-NOV-2007 15:57:01	Bright	36.500	175	39Del Per	3.0100	19400.	73	30068	No
235	GOM_NL__2PRFIN20071130_155819_000000362063_00455_30068_5507.N1	30-NOV-2007 15:58:19	Bright	35.500	160	23Gam Per	2.9300	4700.0	71	30068	No
236	GOM_NL__2PRFIN20071130_160822_000000372063_00455_30068_5508.N1	30-NOV-2007 16:08:22	Bright	37.000	49	1Alp UMi	1.9900	6300.0	74	30068	No
237	GOM_NL__2PRFIN20071130_161301_000000372063_00455_30068_5509.N1	30-NOV-2007 16:13:01	Bright	37.000	60	7Bet UMi	2.0810	3950.0	74	30068	No
238	GOM_NL__2PRFIN20071130_161816_000000392063_00455_30068_5510.N1	30-NOV-2007 16:18:16	Bright	39.000	32	77Eps UMa	1.7630	11000.	78	30068	No
239	GOM_NL__2PRFIN20071130_162018_000000362063_00455_30068_5511.N1	30-NOV-2007 16:20:18	Bright	35.500	39	85Eta UMa	1.8540	24000.	71	30068	No
240	GOM_NL__2PRFIN20071130_162311_000000352063_00455_30068_5512.N1	30-NOV-2007 16:23:11	Bright	34.500	180	27Gam Boo	3.0400	8000.0	69	30068	No
241	GOM_NL__2PRFIN20071130_162843_000000342063_00455_30068_5513.N1	30-NOV-2007 16:28:43	Bright	34.000	3	16Alp Boo	-0.050000	4250.0	68	30068	No
242	GOM_NL__2PRFIN20071130_163215_000000392063_00455_30068_5514.N1	30-NOV-2007 16:32:15	Bright	38.500	138	47Eps Vir	2.8280	4700.0	77	30068	No
243	GOM_NL__2PRFIN20071130_163633_000000402063_00455_30068_5515.N1	30-NOV-2007 16:36:33	Bright	40.000	121	29Gam Vir	2.7400	7200.0	80	30068	No
244	GOM_NL__2PRFIN20071130_163802_000000402063_00455_30068_5516.N1	30-NOV-2007 16:38:02	Bright	40.000	15	67Alp Vir	0.97600	28000.	80	30068	No
245	GOM_NL__2PRFIN20071130_164117_000000422063_00455_30068_5517.N1	30-NOV-2007 16:41:17	Twilight	42.000	163	7Del Crv	2.9450	11000.	84	30068	No
246	GOM_NL__2PRFIN20071130_164255_000000442063_00455_30068_5518.N1	30-NOV-2007 16:42:55	Twilight	43.500	106	9Bet Crv	2.6480	5600.0	87	30068	No
247	GOM_NL__2PRFIN20071130_164458_000000382063_00455_30068_5519.N1	30-NOV-2007 16:44:58	Dark	37.500	123	lot Cen	2.7500	10200.	75	30068	No
248	GOM_NL__2PRFIN20071130_165107_000000532063_00455_30068_5520.N1	30-NOV-2007 16:51:07	Dark	53.000	26	Gam Cru	1.6240	2900.0	106	30068	No
249	GOM_NL__2PRFIN20071130_165315_000000422063_00456_30069_5510.N1	30-NOV-2007 16:53:15	Dark	42.000	113	Mu Vel	2.6920	5000.0	84	30069	No
250	GOM_NL__2PRFIN20071130_165516_000000382063_00456_30069_5511.N1	30-NOV-2007 16:55:16	Dark	37.500	124	The Car	2.7640	30000.	75	30069	No
251	GOM_NL__2PRFIN20071130_165803_000000392063_00456_30069_5512.N1	30-NOV-2007 16:58:03	Dark	38.500	29	Bet Car	1.6720	10200.	77	30069	No
252	GOM_NL__2PRFIN20071130_165954_000000422063_00456_30069_5513.N1	30-NOV-2007 16:59:54	Dark	42.000	41	Eps Car	1.8600	4100.0	84	30069	No
253	GOM_NL__2PRFIN20071130_170517_000000572063_00456_30069_5514.N1	30-NOV-2007 17:05:17	Dark	57.000	2	Alp Car	-0.73600	7000.0	114	30069	No
254	GOM_NL__2PRFIN20071130_171934_000000462063_00456_30069_5515.N1	30-NOV-2007 17:19:34	Straylight	46.000	165	34Gam Eri	2.9500	3200.0	92	30069	No
255	GOM_NL__2PRFIN20071130_172456_000000452063_00456_30069_5516.N1	30-NOV-2007 17:24:56	Twilight	45.000	94	92Alp Cet	2.5260	3100.0	90	30069	No
256	GOM_NL__2PRFIN20071130_173046_000000382063_00456_30069_5517.N1	30-NOV-2007 17:30:46	Bright	38.000	146	25Eta Tau	2.8730	15200.	76	30069	No
257	GOM_NL__2PRFIN20071130_173309_000000392063_00456_30069_5518.N1	30-NOV-2007 17:33:09	Bright	38.500	150	44Zet Per	2.8900	28000.	77	30069	No
258	GOM_NL__2PRFIN20071130_173522_000000362063_00456_30069_5519.N1	30-NOV-2007 17:35:22	Bright	35.500	79	26Bet Per	2.3100	13100.	71	30069	No
259	GOM_NL__2PRFIN20071130_173736_000000362063_00456_30069_5520.N1	30-NOV-2007 17:37:36	Bright	35.500	175	39Del Per	3.0100	19400.	71	30069	No
260	GOM_NL__2PRFIN20071130_173855_000000342063_00456_30069_5521.N1	30-NOV-2007 17:38:55	Bright	34.000	160	23Gam Per	2.9300	4700.0	68	30069	No
261	GOM_NL__2PRFIN20071130_174858_000000362063_00456_30069_5522.N1	30-NOV-2007 17:48:58	Bright	36.000	49	1Alp UMi	1.9900	6300.0	72	30069	No
262	GOM_NL__2PRFIN20071130_175337_000000382063_00456_30069_5523.N1	30-NOV-2007 17:53:37	Bright	38.000	60	7Bet UMi	2.0810	3950.0	76	30069	No
263	GOM_NL__2PRFIN20071130_175851_000000382063_00456_30069_5524.N1	30-NOV-2007 17:58:51	Bright	38.000	32	77Eps UMa	1.7630	11000.	76	30069	No
264	GOM_NL__2PRFIN20071130_180054_000000352063_00456_30069_5525.N1	30-NOV-2007 18:00:54	Bright	34.500	39	85Eta UMa	1.8540	24000.	69	30069	No
265	GOM_NL__2PRFIN20071130_180348_000000342063_00456_30069_5526.N1	30-NOV-2007 18:03:48	Bright	33.500	180	27Gam Boo	3.0400	8000.0	67	30069	No
266	GOM_NL__2PRFIN20071130_180919_000000342063_00456_30069_5527.N1	30-NOV-2007 18:09:19	Bright	33.500	3	16Alp Boo	-0.050000	4250.0	67	30069	No
267	GOM_NL__2PRFIN20071130_181252_000000582063_00456_30069_5528.N1	30-NOV-2007 18:12:52	Bright	58.000	138	47Eps Vir	2.8280	4700.0	116	30069	No
268	GOM_NL__2PRFIN20071130_181710_000000402063_00456_30069_5529.N1	30-NOV-2007 18:17:10	Bright	40.000	121	29Gam Vir	2.7400	7200.0	80	30069	No
269	GOM_NL__2PRFIN20071130_181839_000000542063_00456_30069_5530.N1	30-NOV-2007 18:18:39	Bright	54.000	15	67Alp Vir	0.97600	28000.	108	30069	No
270	GOM_NL__2PRFIN20071130_182153_000000432063_00456_30069_5531.N1	30-NOV-2007 18:21:53	Twilight	42.500	163	7Del Crv	2.9450	11000.	85	30069	No
271	GOM_NL__2PRFIN20071130_182332_000000422063_00456_30069_5532.N1	30-NOV-2007 18:23:32	Twilight	42.000	106	9Bet Crv	2.6480	5600.0	84	30069	No
272	GOM_NL__2PRFIN20071130_182534_000000372063_00456_30069_5533.N1	30-NOV-2007 18:25:34	Dark	37.000	123	lot Cen	2.7500	10200.	74	30069	No
273	GOM_NL__2PRFIN20071130_183144_000000502063_00456_30069_5534.N1	30-NOV-2007 18:31:44	Dark	49.500	26	Gam Cru	1.6240	2900.0	99	30069	No
274	GOM_NL__2PRFIN20071130_183352_000000432063_00457_30070_5520.N1	30-NOV-2007 18:33:52	Dark	42.500	113	Mu Vel	2.6920	5000.0	85	30070	No
275	GOM_NL__2PRFIN20071130_183552_000000372063_00457_30070_5521.N1	30-NOV-2007 18:35:52	Dark	36.500	124	The Car	2.7640	30000.	73	30070	No
276	GOM_NL__2PRFIN20071130_183840_000000382063_00457_30070_5522.N1	30-NOV-2007 18:38:40	Dark	38.000	29	Bet Car	1.6720	10200.	76	30070	No
277	GOM_NL__2PRFIN20071130_184031_000000472063_00457_30070_5523.N1	30-NOV-2007 18:40:31	Dark	47.000	41	Eps Car	1.8600	4100.0	94	30070	No
278	GOM_NL__2PRFIN20071130_184554_000000572063_00457_30070_5524.N1	30-NOV-2007 18:45:54	Dark	56.500	2	Alp Car	-0.73600	7000.0	113	30070	No

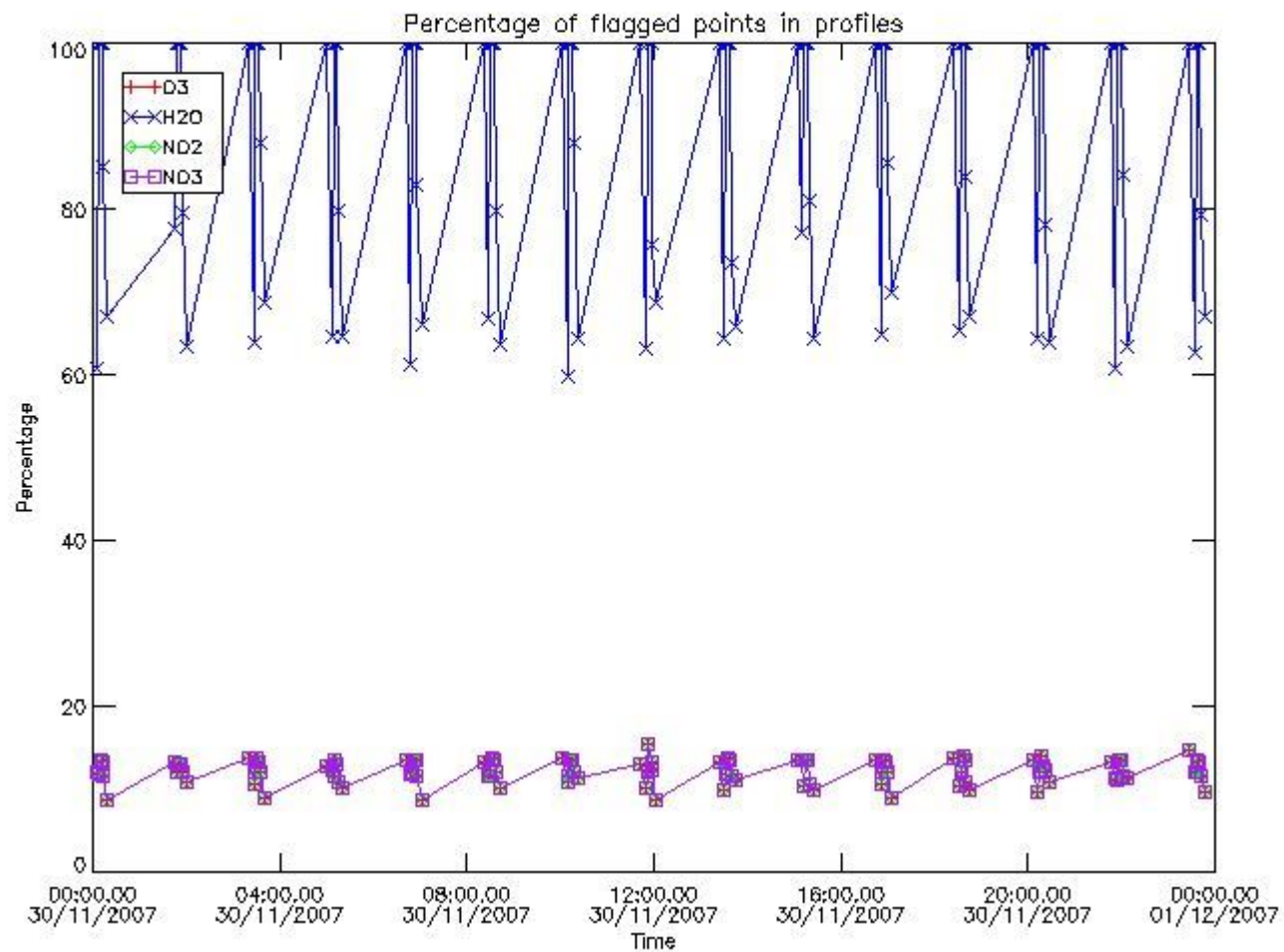
279	GOM_NL__2PRFIN20071130_190010_000000442063_00457_30070_5525.N1	30-NOV-2007 19:00:10	Straylight	43.500	165	34Gam Eri	2.9500	3200.0	87	30070	No
280	GOM_NL__2PRFIN20071130_190532_000000432063_00457_30070_5526.N1	30-NOV-2007 19:05:32	Tw_i_and_stray	42.500	94	92Alp Cet	2.5260	3100.0	85	30070	No
281	GOM_NL__2PRFIN20071130_191122_000000372063_00457_30070_5527.N1	30-NOV-2007 19:11:22	Bright	37.000	146	25Eta Tau	2.8730	15200.	74	30070	No
282	GOM_NL__2PRFIN20071130_191345_000000382063_00457_30070_5528.N1	30-NOV-2007 19:13:45	Bright	37.500	150	44Zet Per	2.8900	28000.	75	30070	No
283	GOM_NL__2PRFIN20071130_191558_000000352063_00457_30070_5529.N1	30-NOV-2007 19:15:58	Bright	34.500	79	26Bet Per	2.3100	13100.	69	30070	No
284	GOM_NL__2PRFIN20071130_191812_000000362063_00457_30070_5530.N1	30-NOV-2007 19:18:12	Bright	36.000	175	39Del Per	3.0100	19400.	72	30070	No
285	GOM_NL__2PRFIN20071130_191931_000000352063_00457_30070_5531.N1	30-NOV-2007 19:19:31	Bright	34.500	160	23Gam Per	2.9300	4700.0	69	30070	No
286	GOM_NL__2PRFIN20071130_192934_000000362063_00457_30070_5532.N1	30-NOV-2007 19:29:34	Bright	36.000	49	1Alp UMi	1.9900	6300.0	72	30070	No
287	GOM_NL__2PRFIN20071130_193413_000000372063_00457_30070_5533.N1	30-NOV-2007 19:34:13	Bright	36.500	60	7Bet UMi	2.0810	3950.0	73	30070	No
288	GOM_NL__2PRFIN20071130_193927_000000382063_00457_30070_5534.N1	30-NOV-2007 19:39:27	Bright	38.000	32	77Eps UMa	1.7630	11000.	76	30070	No
289	GOM_NL__2PRFIN20071130_194130_000000362063_00457_30070_5535.N1	30-NOV-2007 19:41:30	Bright	35.500	39	85Eta UMa	1.8540	24000.	71	30070	No
290	GOM_NL__2PRFIN20071130_194424_000000342063_00457_30070_5536.N1	30-NOV-2007 19:44:24	Bright	34.000	180	27Gam Boo	3.0400	8000.0	68	30070	No
291	GOM_NL__2PRFIN20071130_194955_000000342063_00457_30070_5537.N1	30-NOV-2007 19:49:55	Bright	33.500	3	16Alp Boo	-0.050000	4250.0	67	30070	No
292	GOM_NL__2PRFIN20071130_195328_000000392063_00457_30070_5538.N1	30-NOV-2007 19:53:28	Bright	38.500	138	47Eps Vir	2.8280	4700.0	77	30070	No
293	GOM_NL__2PRFIN20071130_195746_000000282063_00457_30070_5539.N1	30-NOV-2007 19:57:46	Tw_i_and_stray	28.000	121	29Gam Vir	2.7400	7200.0	56	30070	No
294	GOM_NL__2PRFIN20071130_195915_000000542063_00457_30070_5540.N1	30-NOV-2007 19:59:15	Bright	54.000	15	67Alp Vir	0.97600	28000.	108	30070	No
295	GOM_NL__2PRFIN20071130_200230_000000442063_00457_30070_5541.N1	30-NOV-2007 20:02:30	Tw_i_and_stray	44.000	163	7Del Crv	2.9450	11000.	88	30070	No
296	GOM_NL__2PRFIN20071130_200408_000000462063_00457_30070_5542.N1	30-NOV-2007 20:04:08	Twilight	45.500	106	9Bet Crv	2.6480	5600.0	91	30070	No
297	GOM_NL__2PRFIN20071130_200610_000000382063_00457_30070_5543.N1	30-NOV-2007 20:06:10	Dark	38.000	123	lot Cen	2.7500	10200.	76	30070	No
298	GOM_NL__2PRFIN20071130_201220_000000532063_00457_30070_5544.N1	30-NOV-2007 20:12:20	Dark	52.500	26	Gam Cru	1.6240	2900.0	105	30070	No
299	GOM_NL__2PRFIN20071130_201428_000000432063_00458_30071_5539.N1	30-NOV-2007 20:14:28	Dark	42.500	113	Mu Vel	2.6920	5000.0	85	30071	No
300	GOM_NL__2PRFIN20071130_201629_000000372063_00458_30071_5540.N1	30-NOV-2007 20:16:29	Dark	36.500	124	The Car	2.7640	30000.	73	30071	No
301	GOM_NL__2PRFIN20071130_201916_000000402063_00458_30071_5541.N1	30-NOV-2007 20:19:16	Dark	40.000	29	Bet Car	1.6720	10200.	80	30071	No
302	GOM_NL__2PRFIN20071130_202107_000000422063_00458_30071_5542.N1	30-NOV-2007 20:21:07	Dark	41.500	41	Eps Car	1.8600	4100.0	83	30071	No
303	GOM_NL__2PRFIN20071130_202630_000000482063_00458_30071_5543.N1	30-NOV-2007 20:26:30	Dark	47.500	2	Alp Car	-0.73600	7000.0	95	30071	No
304	GOM_NL__2PRFIN20071130_204046_000000442063_00458_30071_5544.N1	30-NOV-2007 20:40:46	Straylight	44.000	165	34Gam Eri	2.9500	3200.0	88	30071	No
305	GOM_NL__2PRFIN20071130_204608_000000472063_00458_30071_5545.N1	30-NOV-2007 20:46:08	Tw_i_and_stray	47.000	94	92Alp Cet	2.5260	3100.0	94	30071	No
306	GOM_NL__2PRFIN20071130_205158_000000372063_00458_30071_5546.N1	30-NOV-2007 20:51:58	Bright	37.000	146	25Eta Tau	2.8730	15200.	74	30071	No
307	GOM_NL__2PRFIN20071130_205421_000000382063_00458_30071_5547.N1	30-NOV-2007 20:54:21	Bright	37.500	150	44Zet Per	2.8900	28000.	75	30071	No
308	GOM_NL__2PRFIN20071130_205634_000000372063_00458_30071_5548.N1	30-NOV-2007 20:56:34	Bright	37.000	79	26Bet Per	2.3100	13100.	74	30071	No
309	GOM_NL__2PRFIN20071130_205848_000000352063_00458_30071_5549.N1	30-NOV-2007 20:58:48	Bright	35.000	175	39Del Per	3.0100	19400.	70	30071	No
310	GOM_NL__2PRFIN20071130_210006_000000352063_00458_30071_5550.N1	30-NOV-2007 21:00:06	Bright	35.000	160	23Gam Per	2.9300	4700.0	70	30071	No
311	GOM_NL__2PRFIN20071130_211009_000000362063_00458_30071_5551.N1	30-NOV-2007 21:10:09	Bright	35.500	49	1Alp UMi	1.9900	6300.0	71	30071	No
312	GOM_NL__2PRFIN20071130_211449_000000372063_00458_30071_5552.N1	30-NOV-2007 21:14:49	Bright	36.500	60	7Bet UMi	2.0810	3950.0	73	30071	No
313	GOM_NL__2PRFIN20071130_212003_000000402063_00458_30071_5553.N1	30-NOV-2007 21:20:03	Bright	39.500	32	77Eps UMa	1.7630	11000.	79	30071	No
314	GOM_NL__2PRFIN20071130_212206_000000372063_00458_30071_5554.N1	30-NOV-2007 21:22:06	Bright	37.000	39	85Eta UMa	1.8540	24000.	74	30071	No
315	GOM_NL__2PRFIN20071130_212500_000000352063_00458_30071_5555.N1	30-NOV-2007 21:25:00	Bright	35.000	180	27Gam Boo	3.0400	8000.0	70	30071	No
316	GOM_NL__2PRFIN20071130_213031_000000342063_00458_30071_5556.N1	30-NOV-2007 21:30:31	Bright	33.500	3	16Alp Boo	-0.050000	4250.0	67	30071	No
317	GOM_NL__2PRFIN20071130_213404_000000392063_00458_30071_5557.N1	30-NOV-2007 21:34:04	Bright	39.000	138	47Eps Vir	2.8280	4700.0	78	30071	No
318	GOM_NL__2PRFIN20071130_213823_000000282063_00458_30071_5558.N1	30-NOV-2007 21:38:23	Tw_i_and_stray	28.000	121	29Gam Vir	2.7400	7200.0	56	30071	No
319	GOM_NL__2PRFIN20071130_213951_000000402063_00458_30071_5559.N1	30-NOV-2007 21:39:51	Bright	39.500	15	67Alp Vir	0.97600	28000.	79	30071	No
320	GOM_NL__2PRFIN20071130_214307_000000442063_00458_30071_5560.N1	30-NOV-2007 21:43:07	Tw_i_and_stray	43.500	163	7Del Crv	2.9450	11000.	87	30071	No
321	GOM_NL__2PRFIN20071130_214445_000000432063_00458_30071_5561.N1	30-NOV-2007 21:44:45	Twilight	43.000	106	9Bet Crv	2.6480	5600.0	86	30071	No
322	GOM_NL__2PRFIN20071130_214647_000000392063_00458_30071_5562.N1	30-NOV-2007 21:46:47	Dark	38.500	123	lot Cen	2.7500	10200.	77	30071	No
323	GOM_NL__2PRFIN20071130_215256_000000452063_00458_30071_5563.N1	30-NOV-2007 21:52:56	Dark	45.000	26	Gam Cru	1.6240	2900.0	90	30071	No
324	GOM_NL__2PRFIN20071130_215505_000000462063_00459_30072_5552.N1	30-NOV-2007 21:55:05	Dark	45.500	113	Mu Vel	2.6920	5000.0	91	30072	No
325	GOM_NL__2PRFIN20071130_215705_000000382063_00459_30072_5553.N1	30-NOV-2007 21:57:05	Dark	38.000	124	The Car	2.7640	30000.	76	30072	No
326	GOM_NL__2PRFIN20071130_215952_000000382063_00459_30072_5554.N1	30-NOV-2007 21:59:52	Dark	37.500	29	Bet Car	1.6720	10200.	75	30072	No
327	GOM_NL__2PRFIN20071130_220144_000000452063_00459_30072_5555.N1	30-NOV-2007 22:01:44	Dark	44.500	41	Eps Car	1.8600	4100.0	89	30072	No
328	GOM_NL__2PRFIN20071130_220706_000000502063_00459_30072_5556.N1	30-NOV-2007 22:07:06	Dark	49.500	2	Alp Car	-0.73600	7000.0	99	30072	No
329	GOM_NL__2PRFIN20071130_222122_000000462063_00459_30072_5557.N1	30-NOV-2007 22:21:22	Straylight	46.000	165	34Gam Eri	2.9500	3200.0	92	30072	No
330	GOM_NL__2PRFIN20071130_222644_000000432063_00459_30072_5558.N1	30-NOV-2007 22:26:44	Tw_i_and_stray	42.500	94	92Alp Cet	2.5260	3100.0	85	30072	No
331	GOM_NL__2PRFIN20071130_223234_000000372063_00459_30072_5559.N1	30-NOV-2007 22:32:34	Bright	37.000	146	25Eta Tau	2.8730	15200.	74	30072	No
332	GOM_NL__2PRFIN20071130_223456_000000372063_00459_30072_5560.N1	30-NOV-2007 22:34:56	Bright	37.000	150	44Zet Per	2.8900	28000.	74	30072	No
333	GOM_NL__2PRFIN20071130_223709_000000362063_00459_30072_5561.N1	30-NOV-2007 22:37:09	Bright	36.000	79	26Bet Per	2.3100	13100.	72	30072	No
334	GOM_NL__2PRFIN20071130_223923_000000362063_00459_30072_5562.N1	30-NOV-2007 22:39:23	Bright	35.500	175	39Del Per	3.0100	19400.	71	30072	No
335	GOM_NL__2PRFIN20071130_224042_000000362063_00459_30072_5563.N1	30-NOV-2007 22:40:42	Bright	35.500	160	23Gam Per	2.9300	4700.0	71	30072	No
336	GOM_NL__2PRFIN20071130_225045_000000342063_00459_30072_5564.N1	30-NOV-2007 22:50:45	Bright	34.000	49	1Alp UMi	1.9900	6300.0	68	30072	No
337	GOM_NL__2PRFIN20071130_225525_000000382063_00459_30072_5565.N1	30-NOV-2007 22:55:25	Bright	38.000	60	7Bet UMi	2.0810	3950.0	76	30072	No

338	GOM_NL__2PRFIN20071130_230039_000000402063_00459_30072_5566.N1	30-NOV-2007 23:00:39	Bright	40.000	32	77Eps UMa	1.7630	11000.	80	30072	No
339	GOM_NL__2PRFIN20071130_230242_000000372063_00459_30072_5567.N1	30-NOV-2007 23:02:42	Bright	37.000	39	85Eta UMa	1.8540	24000.	74	30072	No
340	GOM_NL__2PRFIN20071130_230536_000000342063_00459_30072_5568.N1	30-NOV-2007 23:05:36	Bright	34.000	180	27Gam Boo	3.0400	8000.0	68	30072	No
341	GOM_NL__2PRFIN20071130_231107_000000342063_00459_30072_5569.N1	30-NOV-2007 23:11:07	Bright	33.500	3	16Alp Boo	-0.050000	4250.0	67	30072	No
342	GOM_NL__2PRFIN20071130_231441_000000412063_00459_30072_5570.N1	30-NOV-2007 23:14:41	Bright	41.000	138	47Eps Vir	2.8280	4700.0	82	30072	No
343	GOM_NL__2PRFIN20071130_232028_000000392063_00459_30072_5571.N1	30-NOV-2007 23:20:28	Bright	39.000	15	67Alp Vir	0.97600	28000.	78	30072	No
344	GOM_NL__2PRFIN20071130_232343_000000442063_00459_30072_5572.N1	30-NOV-2007 23:23:43	Twilight	43.500	163	7Del Crv	2.9450	11000.	87	30072	No
345	GOM_NL__2PRFIN20071130_232521_000000482063_00459_30072_5573.N1	30-NOV-2007 23:25:21	Twilight	47.500	106	9Bet Crv	2.6480	5600.0	95	30072	No
346	GOM_NL__2PRFIN20071130_232723_000000382063_00459_30072_5574.N1	30-NOV-2007 23:27:23	Dark	38.000	123	1ot Cen	2.7500	10200.	76	30072	No
347	GOM_NL__2PRFIN20071130_233332_000000422063_00459_30072_5575.N1	30-NOV-2007 23:33:32	Dark	42.000	26	Gam Cru	1.6240	2900.0	84	30072	No
348	GOM_NL__2PRFIN20071130_233542_000000422063_00460_30073_5567.N1	30-NOV-2007 23:35:42	Dark	42.000	113	Mu Vel	2.6920	5000.0	84	30073	No
349	GOM_NL__2PRFIN20071130_233741_000000382063_00460_30073_5568.N1	30-NOV-2007 23:37:41	Dark	37.500	124	The Car	2.7640	30000.	75	30073	No
350	GOM_NL__2PRFIN20071130_234029_000000392063_00460_30073_5569.N1	30-NOV-2007 23:40:29	Dark	38.500	29	Bet Car	1.6720	10200.	77	30073	No
351	GOM_NL__2PRFIN20071130_234220_000000442063_00460_30073_5570.N1	30-NOV-2007 23:42:20	Dark	44.000	41	Eps Car	1.8600	4100.0	88	30073	No
352	GOM_NL__2PRFIN20071130_234743_000000582063_00460_30073_5571.N1	30-NOV-2007 23:47:43	Dark	58.000	2	Alp Car	-0.73600	7000.0	116	30073	No

### 3. Quality information per product

In this section it is plotted some information contained in the Quality Summary data set of the level 2 products. Only products in dark limb conditions and without errors (error flag in the MPH set to "0") are used.

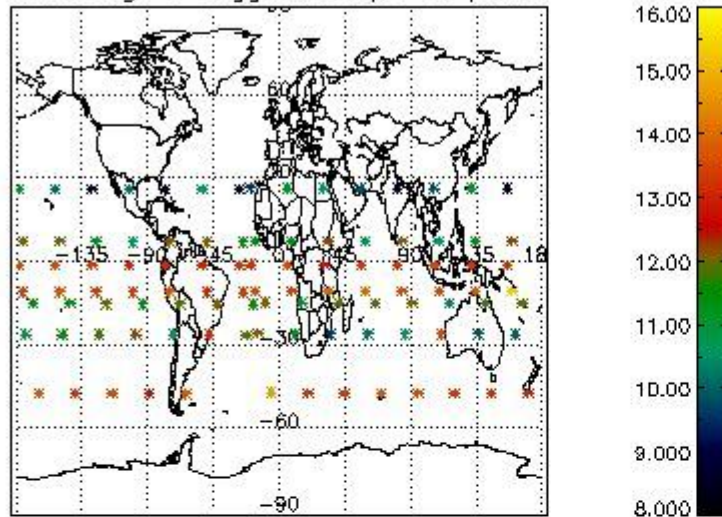
#### 3.1 Plot quality information per product (time dependant)



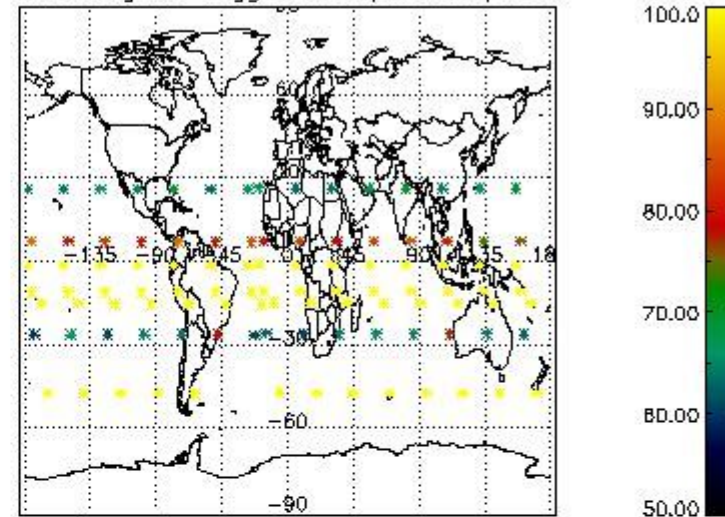


### 3.2 Plot quality information per product (world map)

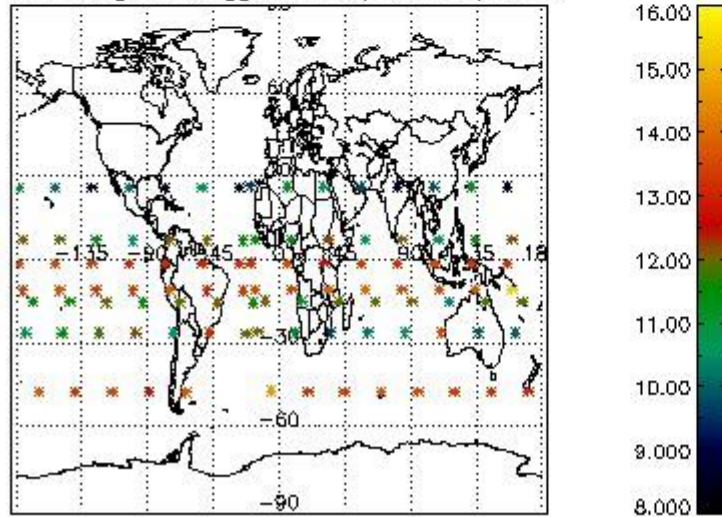
Percentage of flagged data per O3 profile



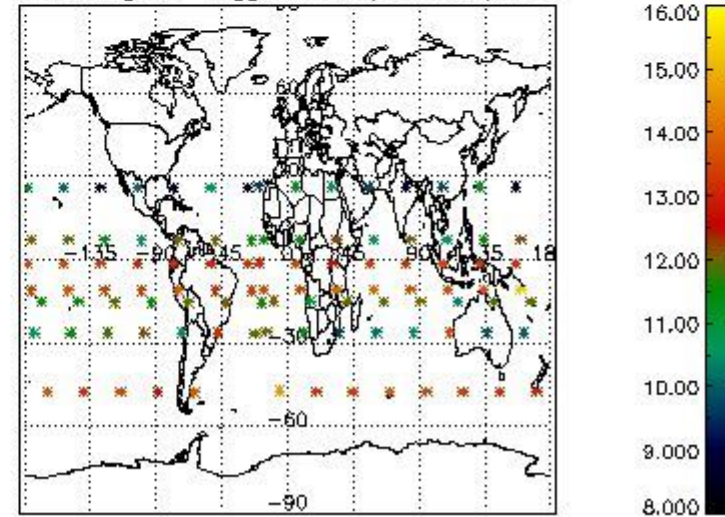
Percentage of flagged data per H2O profile



Percentage of flagged data per NO2 profile



Percentage of flagged data per NO3 profile

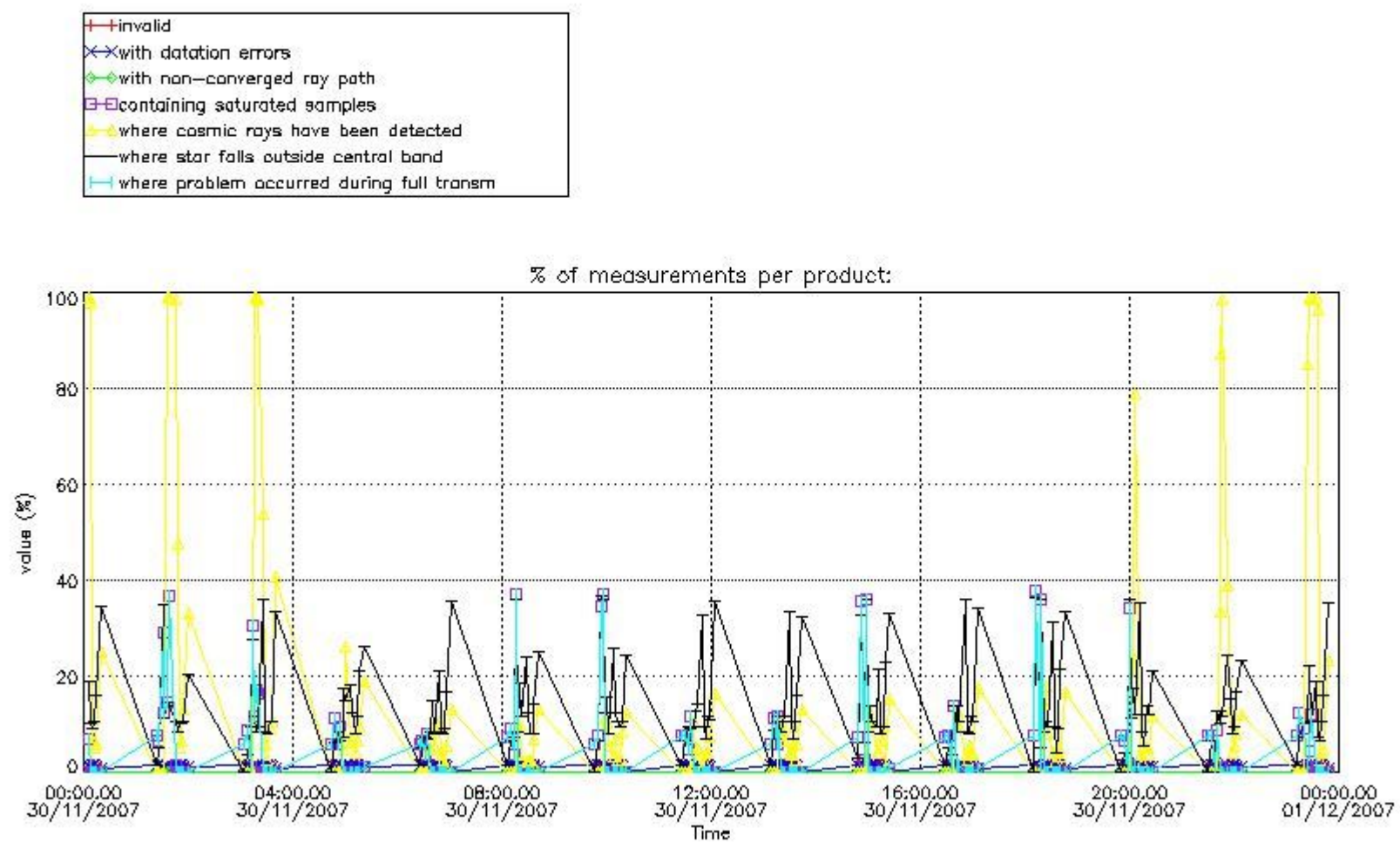


### 4. Level 1 quality information per product

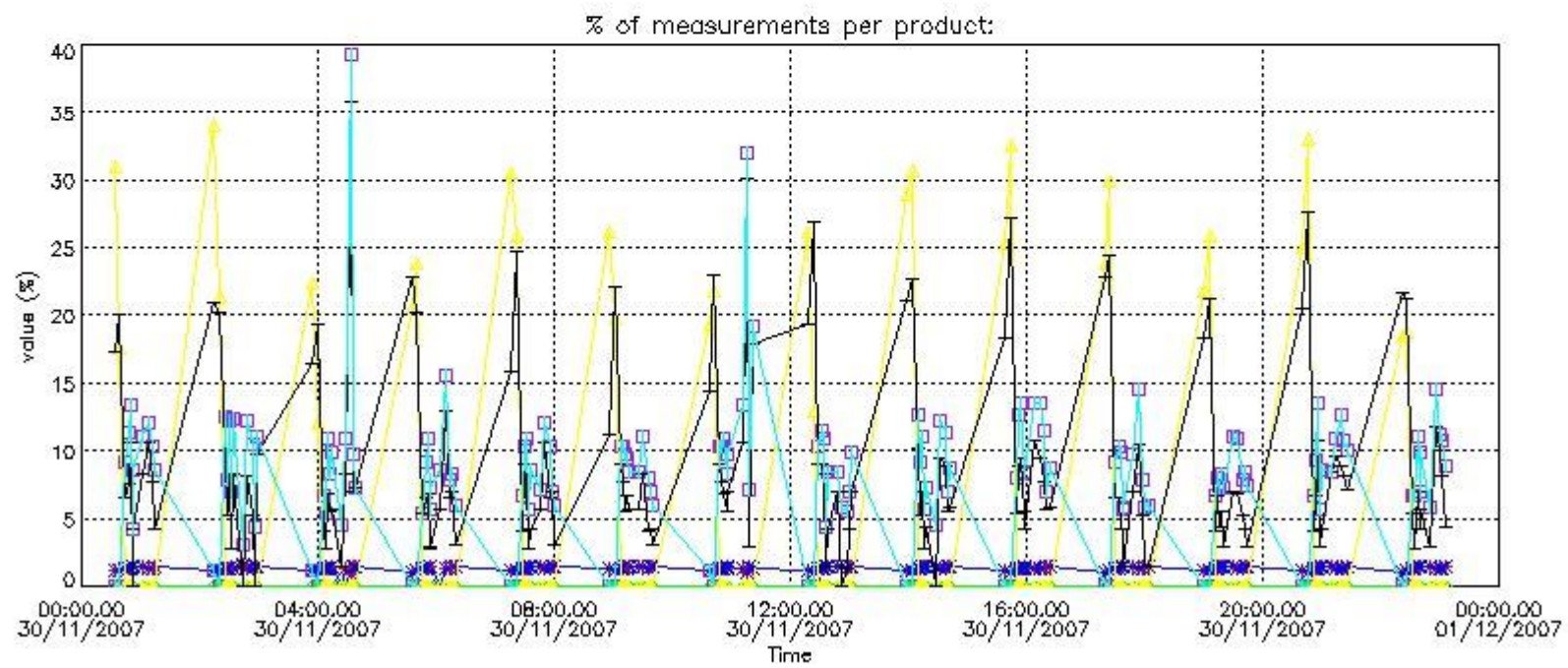
In this section it is plotted some information contained in the Quality Summary data set of the level 2 products that comes from the level 1b processing. Products without errors (error flag in the MPH set to "0") are used.

#### 4.1 Plot quality information per product (time dependant) coming from level 1b processing

##### 4.1.1 Plot level 1 quality information per product (time dependant): ENVISAT ASCENDING passes



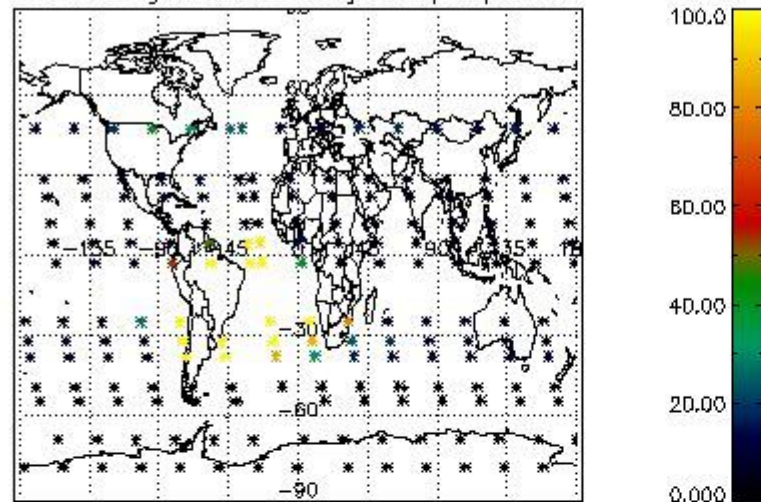
4.1.2 Plot level 1 quality information per product (time dependant): ENVISAT DESCENDING passes



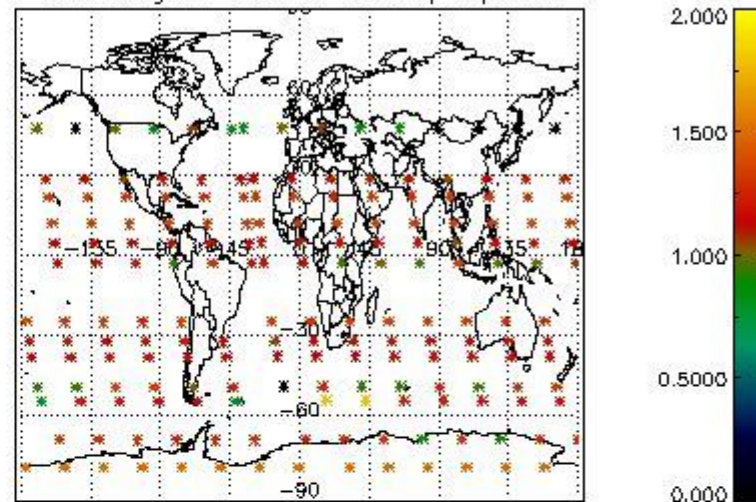
4.2 Plot quality information per product coming from level 1b processing (world map)

4.2.1 Plot level 1 quality information per product (world map): ENVISAT ASCENDING passes

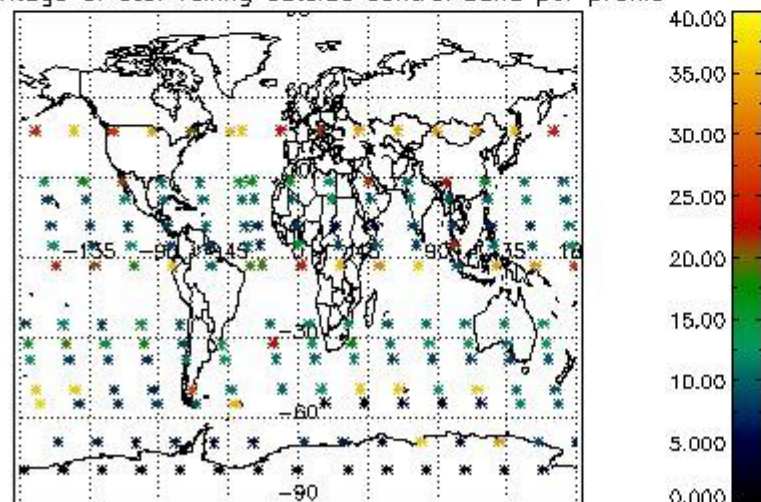
Percentage of cosmic ray hits per profile



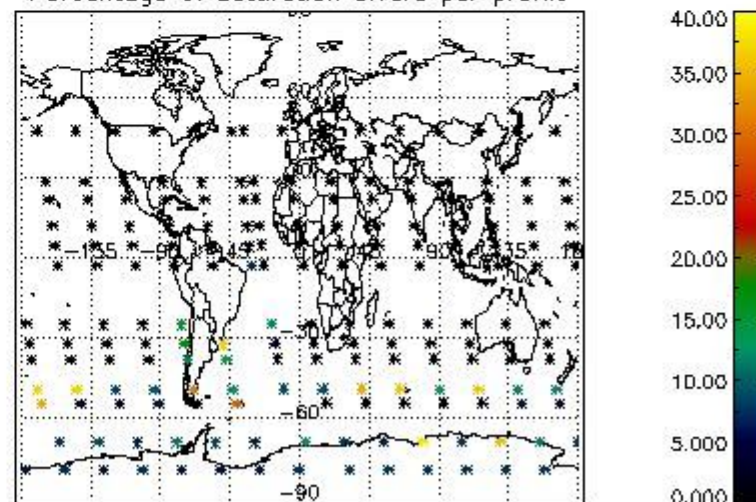
Percentage of datation errors per profile



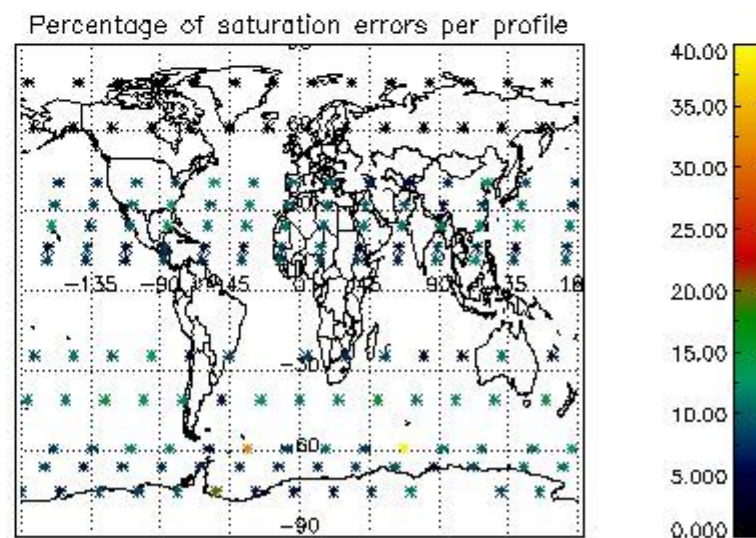
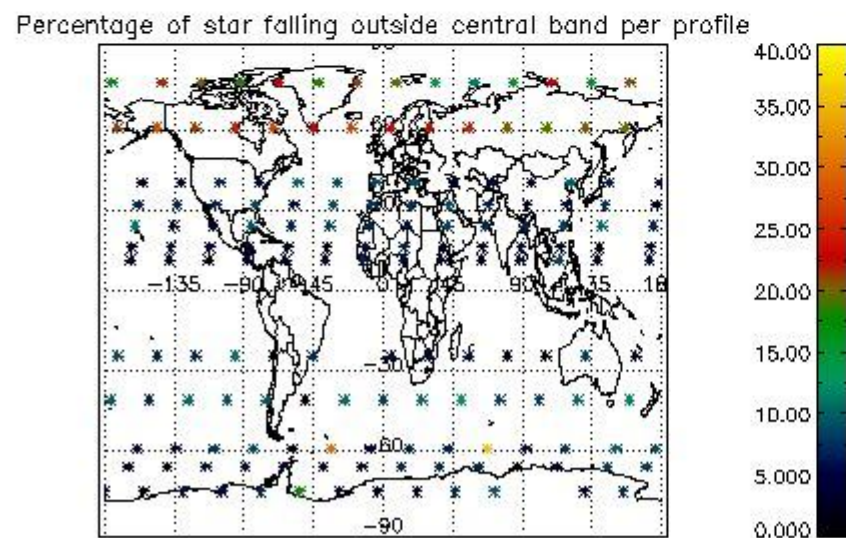
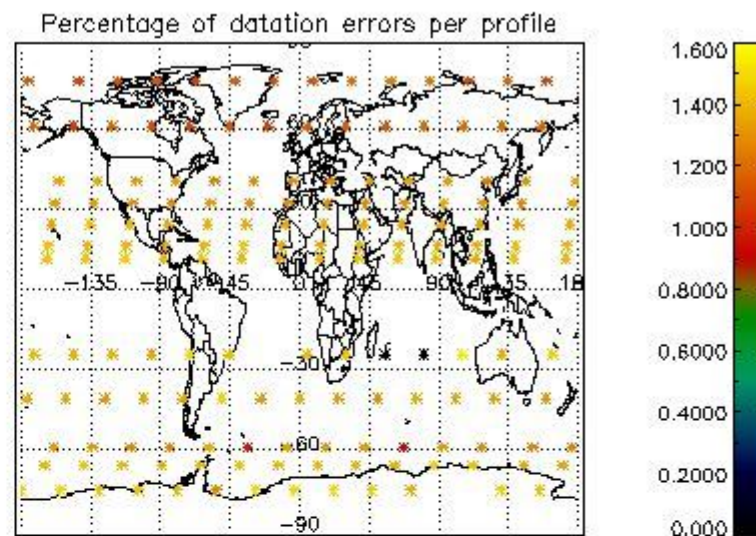
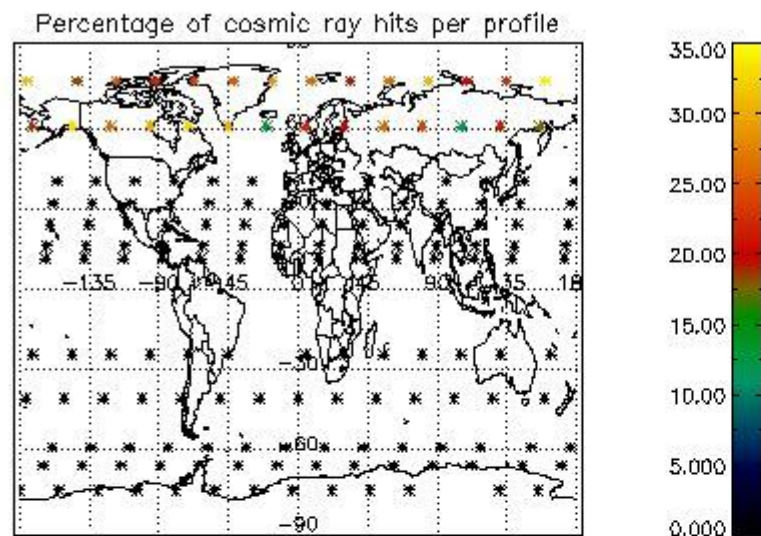
Percentage of star falling outside central band per profile



Percentage of saturation errors per profile



4.2.2 Plot level 1 quality information per product (world map): ENVISAT DESCENDING passes



## 5. Trace gas profiles

### 5.1 Ozone statistics based on quality of products

The final quality of the products can be "measured" using the STD (Standard Deviation) attached to every point profile. This information is written to the parameter GOM\_NL\_\_2P/NL\_LOCAL\_SPECIES\_DENSITY/o3\_std of the level 2 products. The table below shows the statistics for given STD ranges.

The statistics are given with respect to the overall valid production:

- Products without fatal errors: GOM\_NL\_\_2P/MPH/PRODUCT\_ERR=0
- Valid point profile: GOM\_NL\_\_2P/NL\_LOCAL\_SPECIES\_DENSITY/pcd(0)=0

The 'Criteria' is applied to valid points of dark limb products:

- Products in dark limb illumination condition: GOM\_NL\_\_2P/NL\_SUMMARY\_QUALITY/obs\_ill\_cond=0
- Products without fatal errors: GOM\_NL\_\_2P/MPH/PRODUCT\_ERR=0
- Valid point profile: GOM\_NL\_\_2P/NL\_LOCAL\_SPECIES\_DENSITY/pcd(0)=0

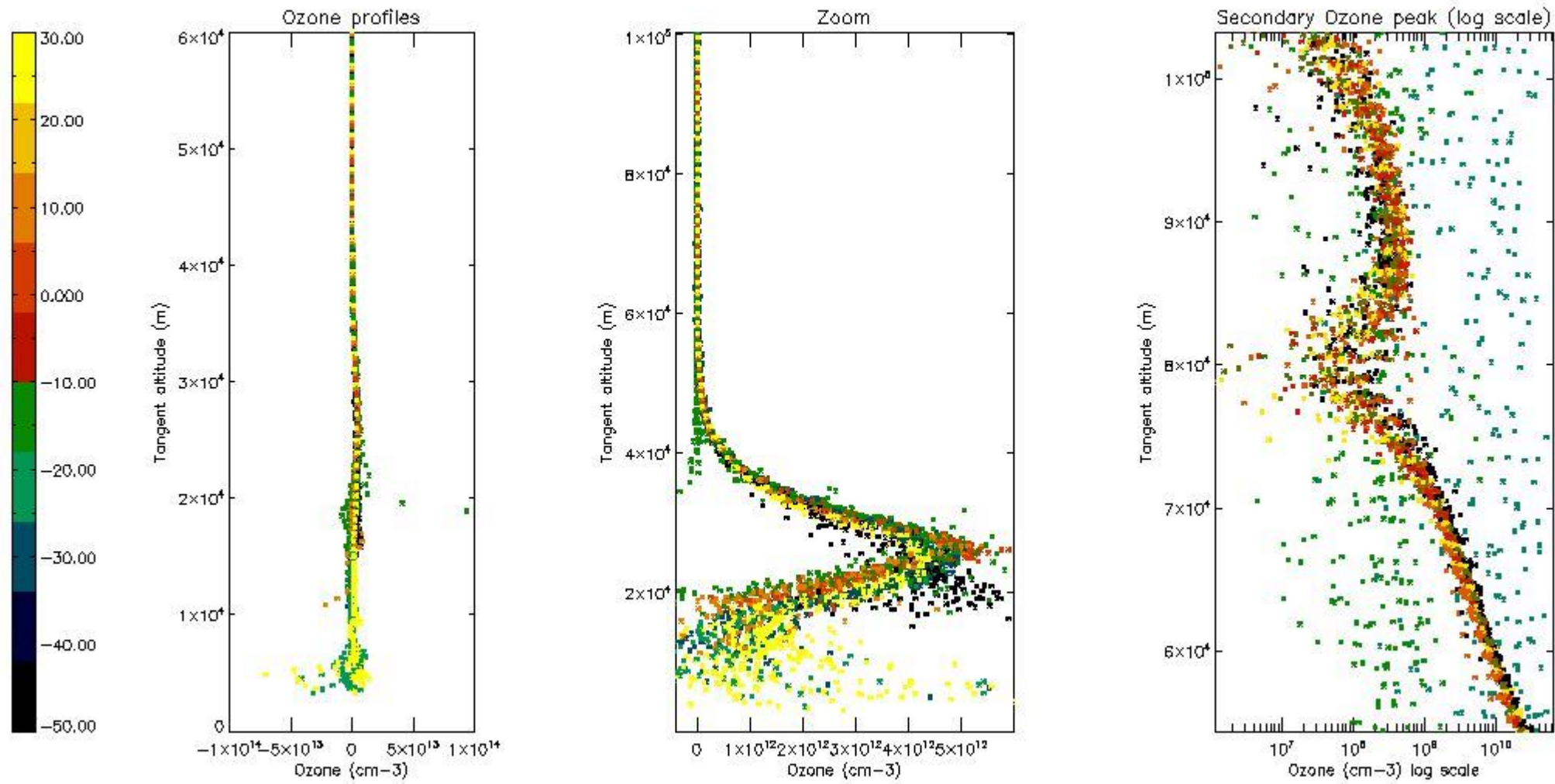
So, the table below shows the percentage of dark limb and valid observations for each criteria with respect to the overall valid daily observations.

Criteria	% of total production
All STD	32
STD < 20	16

STD < 10	12
STD < 5	6

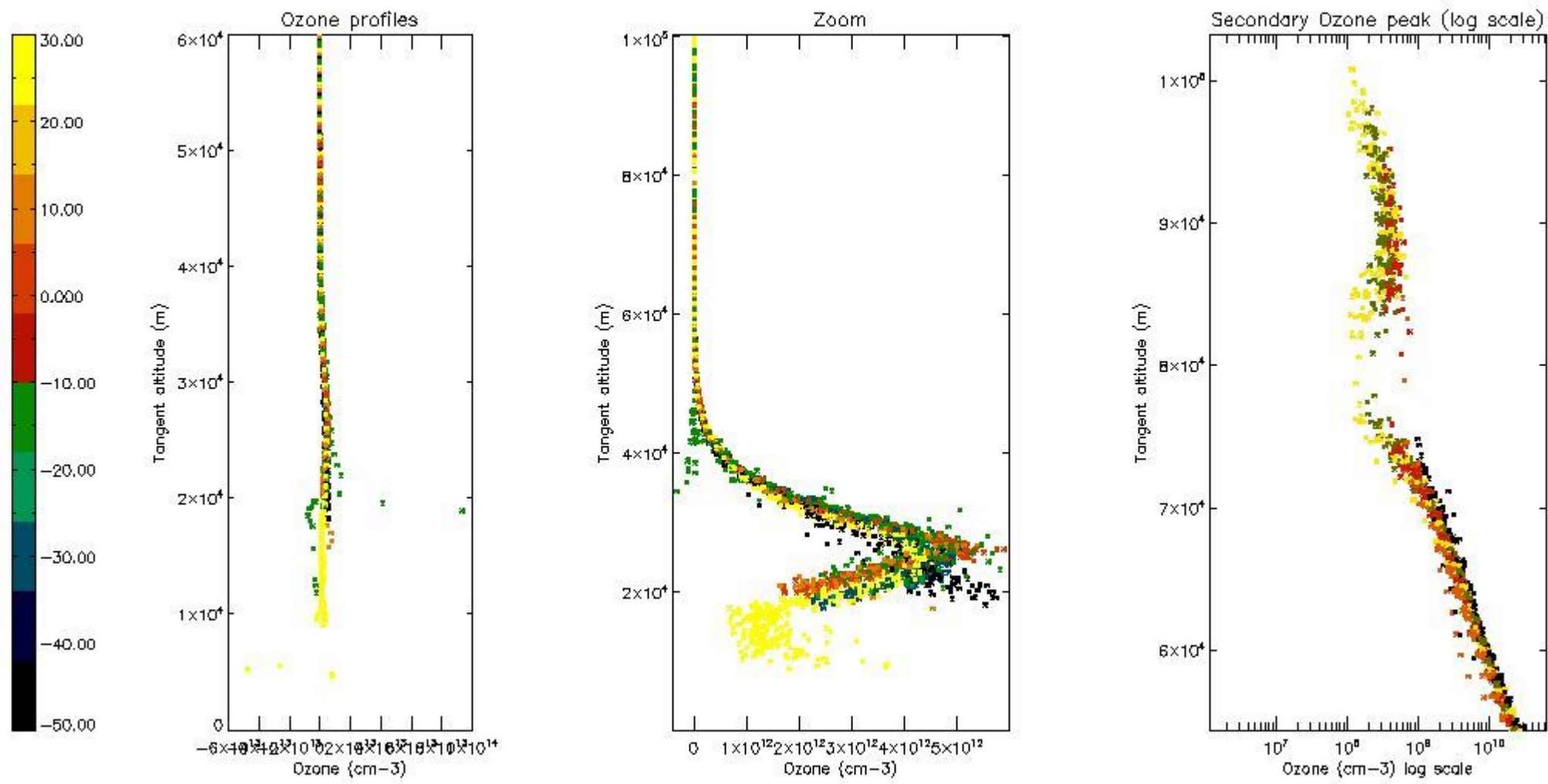
5.2 Plot ozone profiles for all STD (dark without errors)

The colorbar represents the latitude.



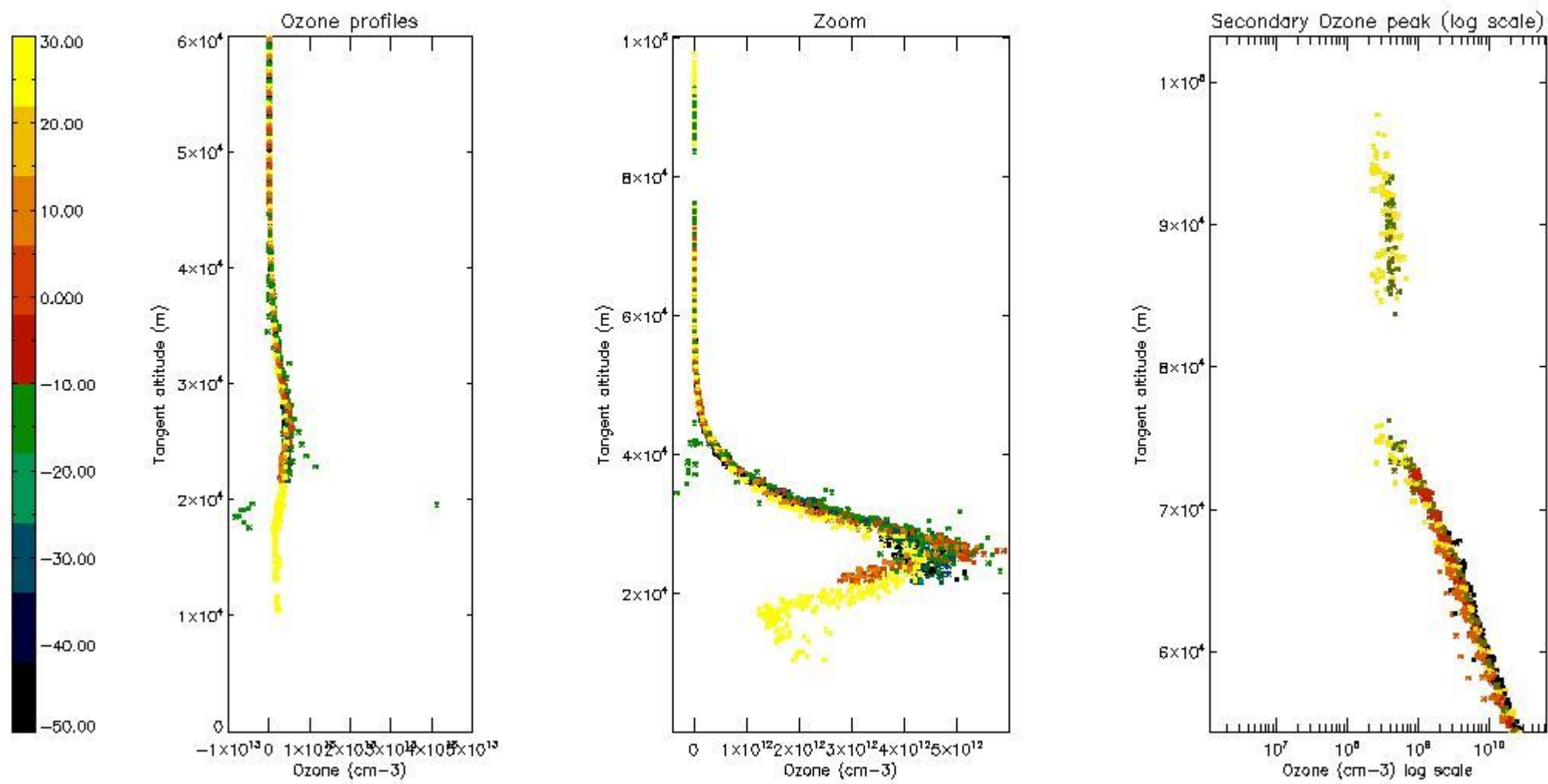
5.3 Plot ozone profiles where STD < 20% (dark without errors)

The colorbar represents the latitude.



5.4 Plot ozone profiles where  $STD < 10\%$  (dark without errors)

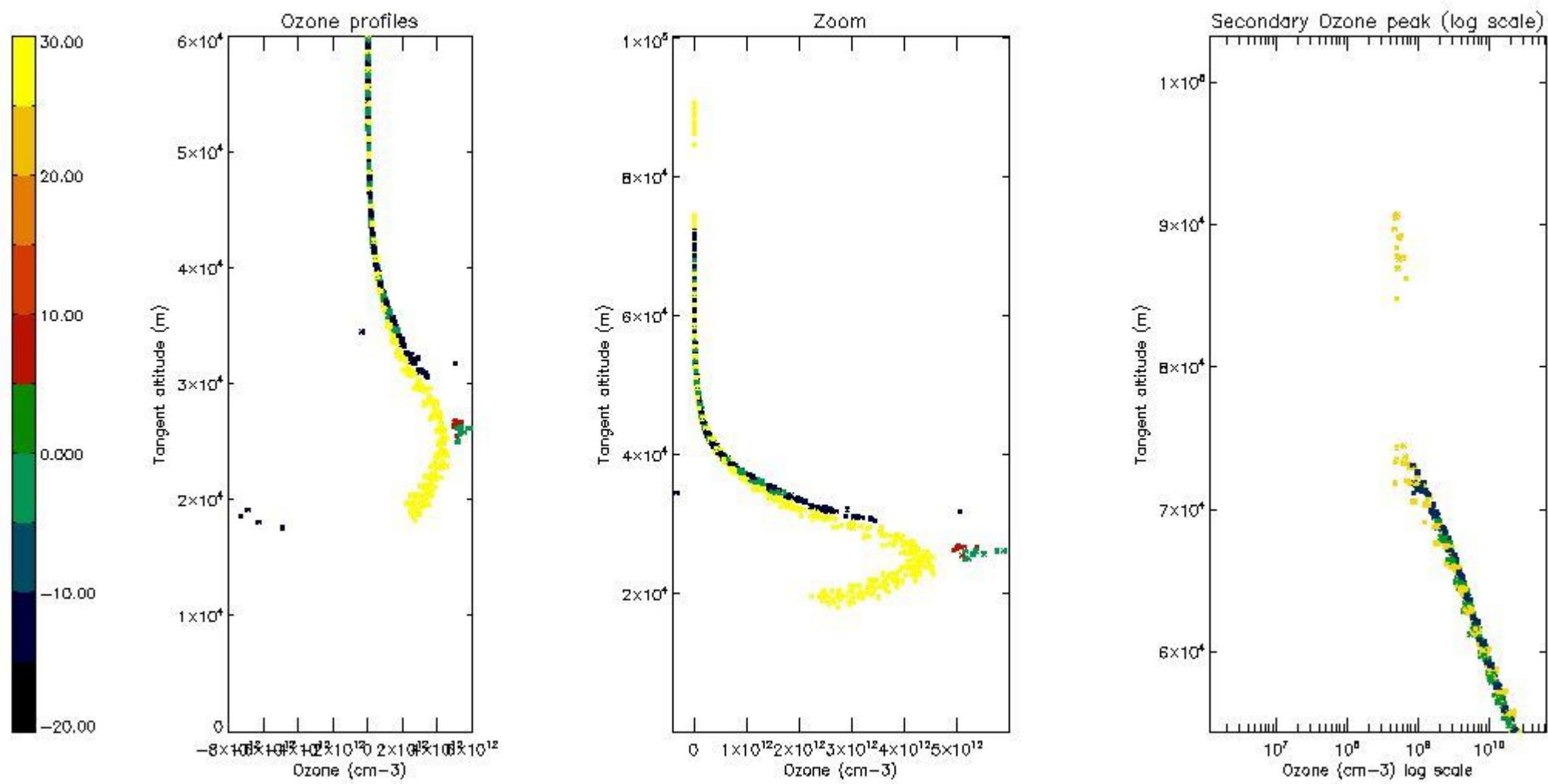
The colorbar represents the latitude.



*5.5 Plot ozone profiles where STD < 5% (dark without errors)*

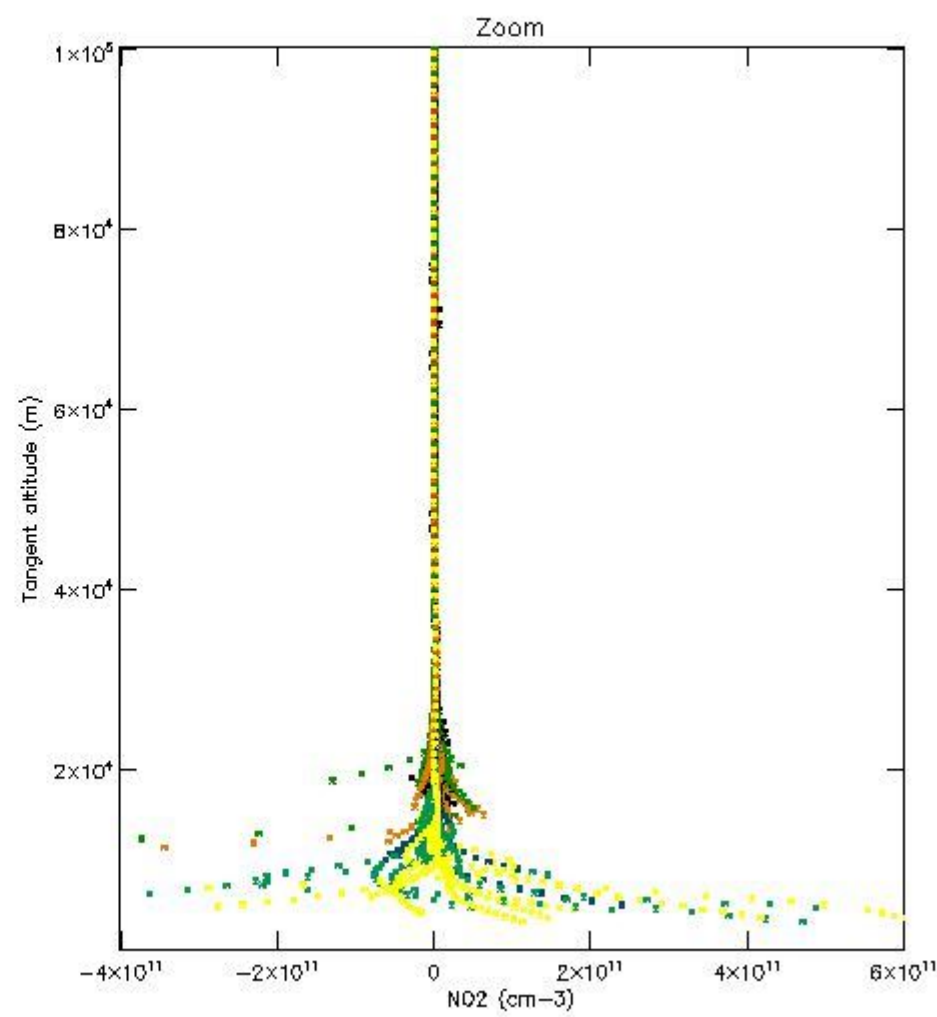
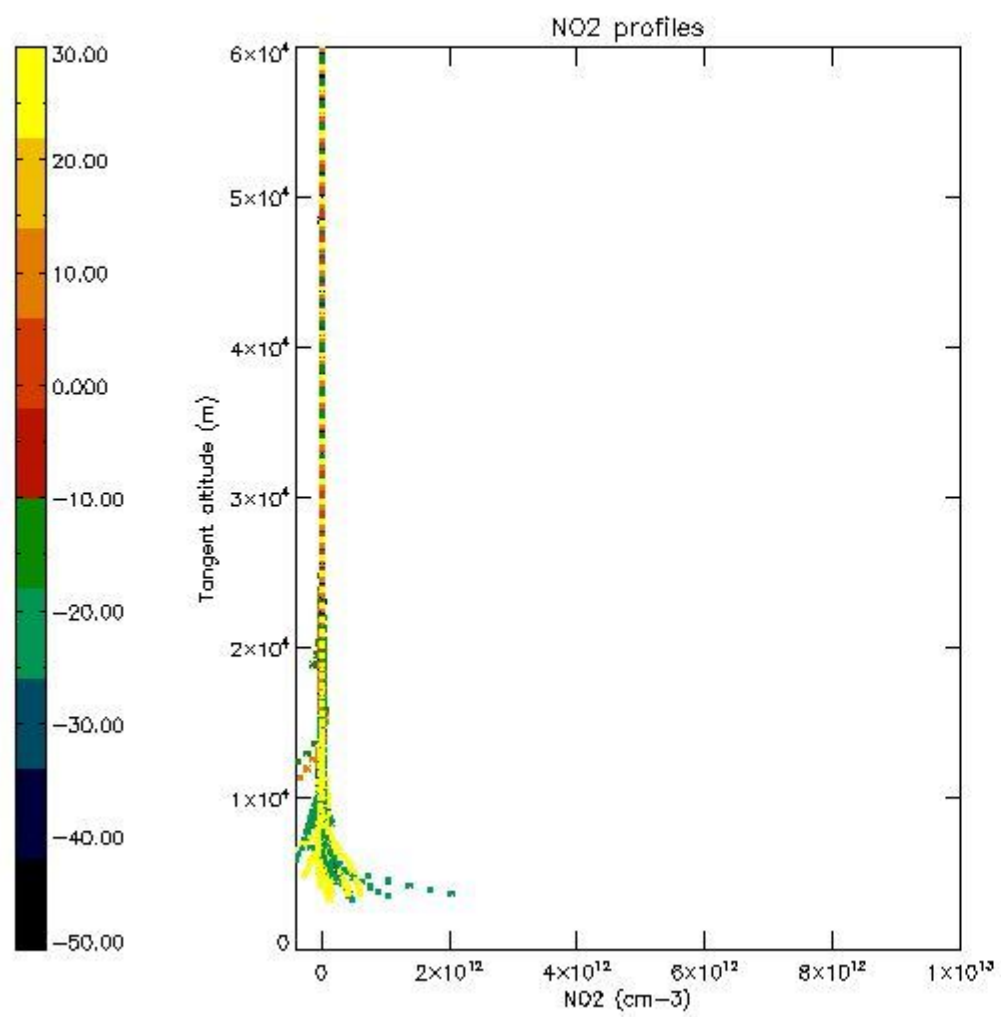
The colorbar represents the latitude.





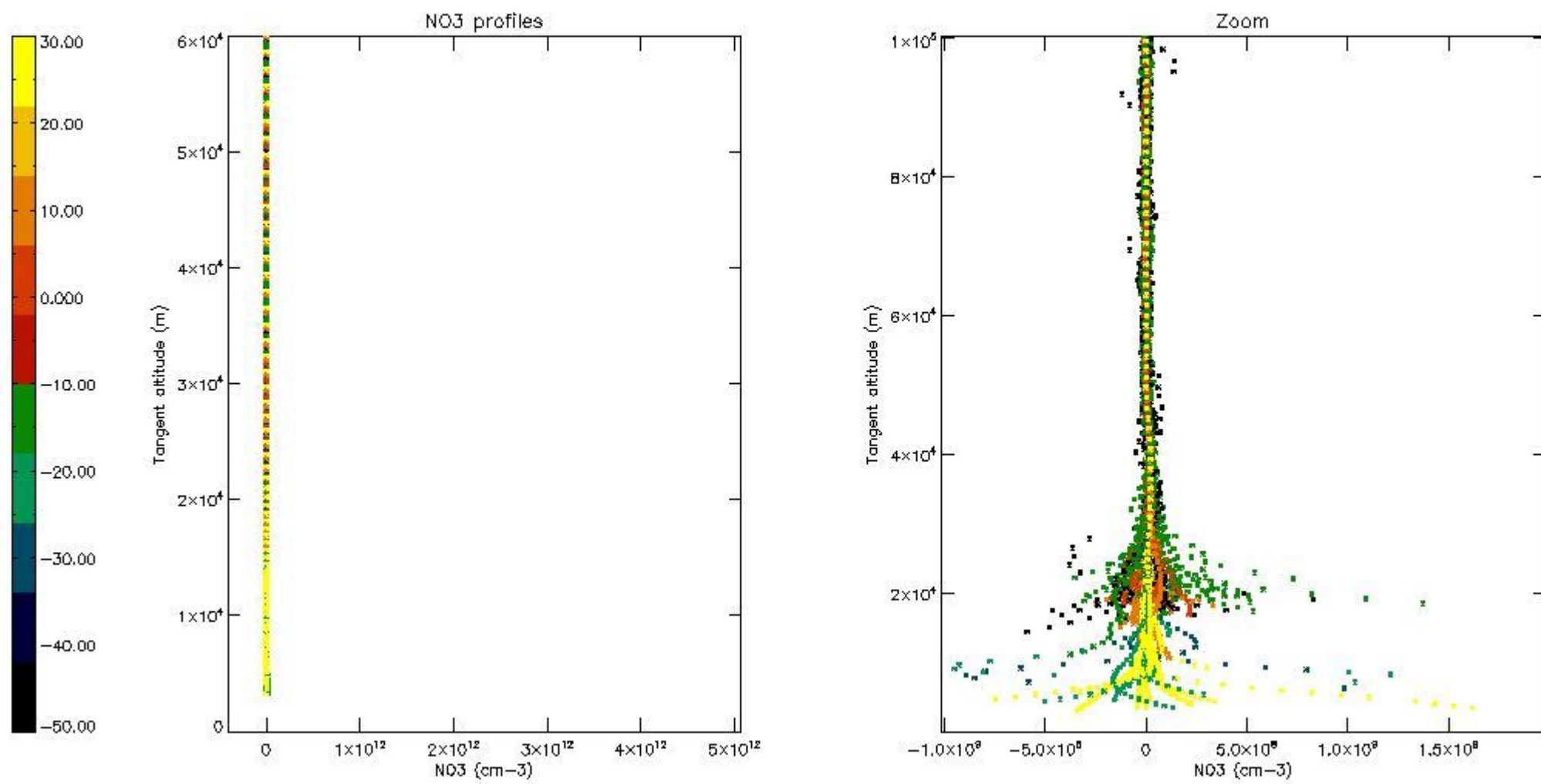
*5.6 Plot NO<sub>2</sub> profiles for all STD (dark without errors)*

The colorbar represents the latitude.



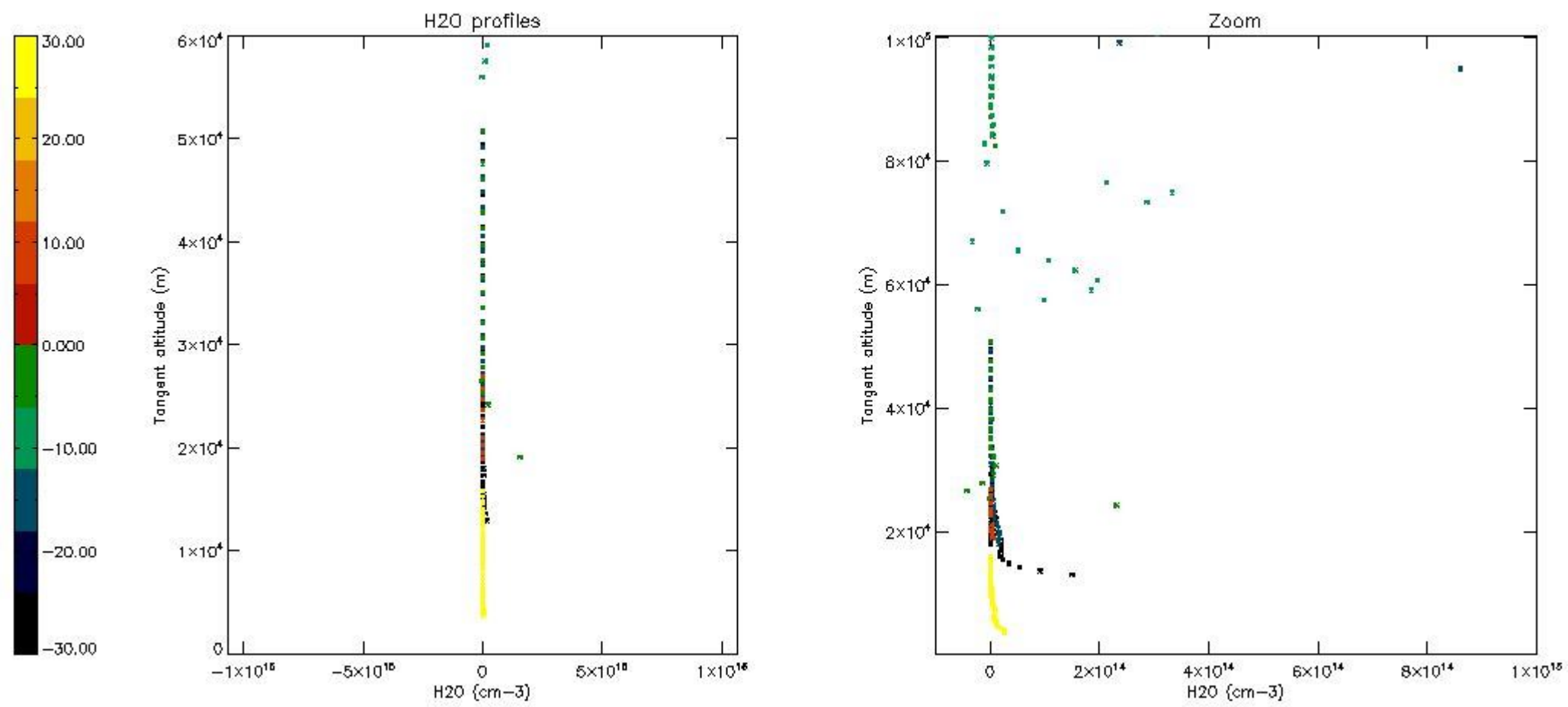
*5.7 Plot NO3 profiles for all STD (dark without errors)*

The colorbar represents the latitude.



*5.8 Plot H2O profiles for all STD (only for occultations of stars 1,2,3,4,13,14,16,26,63 dark without errors)*

The colorbar represents the latitude.



## 6. Auxiliary Data Files used for the production reported in section 2

The number reported in the third column indicates since which file (see list in section 2) the corresponding auxiliary file has been used. The fourth column is the date of those product files.

Type	Auxiliary Filename	Used since product	Used since product date
INST_PHYS_CHARACTERISTICS	GOM_INS_AXVIEC20091111_143220_20030716_120000_20500101_000000	1	30-NOV-2007 00:05:04
LEVEL-2_PROC_CONFIG	GOM_PR2_AXVIEC20091111_152718_20020301_000000_20500101_000000	1	30-NOV-2007 00:05:04
CROSS_SECTIONS_FILE	GOM_CRS_AXVIEC20091111_154832_20020301_000000_20500101_000000	1	30-NOV-2007 00:05:04

# GOMOS Level 2 Daily Report

## SUMMARY

### [1. General Info](#)

### [2. Summary of processed GOM\\_NL\\_2P products](#)

### [3. Level 2 Quality information per product](#)

#### [3.1 Plot of level 2 quality information per product \(time dependant\)](#)

#### [3.2 Plot of level 2 quality information per product \(world map\)](#)

### [4. Level 1 Quality information per product \(stored on level 2 products\)](#)

#### [4.1 Plot of level 1 quality information per product \(time dependant\)](#)

##### [4.1.1 Plot of level 1 quality information per product \(time dependant\): ASCENDING](#)

##### [4.1.2 Plot of level 1 quality information per product \(time dependant\): DESCENDING](#)

#### [4.2 Plot of level 1 quality information per product \(world map\)](#)

##### [4.2.1 Plot of level 1 quality information per product \(world map\): ASCENDING](#)

##### [4.2.2 Plot of level 1 quality information per product \(world map\): DESCENDING](#)

### [5. Ozone profiles based on quality statistics and other trace gas profiles](#)

#### [5.1 Ozone statistics based on quality of products](#)

#### [5.2 Plot ozone profiles for all STD \(dark without errors\)](#)

#### [5.3 Plot ozone profiles where STD < 20% \(dark without errors\)](#)

#### [5.4. Plot ozone profiles where STD < 10% \(dark without errors\)](#)

#### [5.5. Plot ozone profiles where STD < 5% \(dark without errors\)](#)

#### [5.6 Plot NO2 profiles for all STD \(dark without errors\)](#)

#### [5.7 Plot NO3 profiles for all STD \(dark without errors\)](#)

#### [5.8 Plot H2O profiles \(only for occultations of stars 1,2,3,4,13,14,16,26,63 dark without errors\) for all STD](#)

### [6. Auxiliary Data Files used for the production reported in section 2](#)

This report presents the daily analysis on parameters extracted from GOMOS level 2 data (GOM\_NL\_\_2P). It is intended to monitor some important parameters that will impact the quality of these products. A list of level 2 products (and content) that have arrived during the reporting day to the PCF is also given.

Item	Value
Time of report generation	23APR2013 12:46:28
Data source version	GOMOS/6.01
Start time of products	30-11-2007 (30NOV2007 00:00:00)
Stop time of products	01-12-2007 (01DEC2007 00:00:00)
Store outputs in DB	Yes
Nb of level 2 prods	352
Nb of prods with errors	0

## 2. Summary of processed GOM\_NL\_\_2P products.

Nr	Filename	UTC Start time	Limb	Duration	Star Id	Star Name	Star Mag	Star Temp	Nb Meas	Orbit	Prod. error
1	GOM_NL__2PRFIN20071130_000504_000000432063_00445_30058_5367.N1	30-NOV-2007 00:05:04	Dark	42.500	26	Gam Cru	1.6240	2900.0	85	30058	No
2	GOM_NL__2PRFIN20071130_000708_000000442063_00446_30059_5356.N1	30-NOV-2007 00:07:08	Dark	43.500	113	Mu Vel	2.6920	5000.0	87	30059	No
3	GOM_NL__2PRFIN20071130_000912_000000382063_00446_30059_5357.N1	30-NOV-2007 00:09:12	Dark	38.000	124	The Car	2.7640	30000.	76	30059	No
4	GOM_NL__2PRFIN20071130_001200_000000392063_00446_30059_5358.N1	30-NOV-2007 00:12:00	Dark	38.500	29	Bet Car	1.6720	10200.	77	30059	No
5	GOM_NL__2PRFIN20071130_001349_000000442063_00446_30059_5359.N1	30-NOV-2007 00:13:49	Dark	44.000	41	Eps Car	1.8600	4100.0	88	30059	No
6	GOM_NL__2PRFIN20071130_001912_000000582063_00446_30059_5360.N1	30-NOV-2007 00:19:12	Dark	58.000	2	Alp Car	-0.73600	7000.0	116	30059	No
7	GOM_NL__2PRFIN20071130_003333_000000442063_00446_30059_5361.N1	30-NOV-2007 00:33:33	Straylight	43.500	165	34Gam Eri	2.9500	3200.0	87	30059	No
8	GOM_NL__2PRFIN20071130_003855_000000432063_00446_30059_5362.N1	30-NOV-2007 00:38:55	Twilight	42.500	94	92Alp Cet	2.5260	3100.0	85	30059	No
9	GOM_NL__2PRFIN20071130_004449_000000392063_00446_30059_5363.N1	30-NOV-2007 00:44:49	Bright	38.500	146	25Eta Tau	2.8730	15200.	77	30059	No
10	GOM_NL__2PRFIN20071130_004712_000000402063_00446_30059_5364.N1	30-NOV-2007 00:47:12	Bright	39.500	150	44Zet Per	2.8900	28000.	79	30059	No
11	GOM_NL__2PRFIN20071130_004923_000000382063_00446_30059_5365.N1	30-NOV-2007 00:49:23	Bright	37.500	79	26Bet Per	2.3100	13100.	75	30059	No
12	GOM_NL__2PRFIN20071130_005139_000000352063_00446_30059_5366.N1	30-NOV-2007 00:51:39	Bright	35.000	175	39Del Per	3.0100	19400.	70	30059	No
13	GOM_NL__2PRFIN20071130_005256_000000352063_00446_30059_5367.N1	30-NOV-2007 00:52:56	Bright	35.000	160	23Gam Per	2.9300	4700.0	70	30059	No
14	GOM_NL__2PRFIN20071130_010258_000000362063_00446_30059_5368.N1	30-NOV-2007 01:02:58	Bright	36.000	49	1Alp UMi	1.9900	6300.0	72	30059	No
15	GOM_NL__2PRFIN20071130_010737_000000382063_00446_30059_5369.N1	30-NOV-2007 01:07:37	Bright	37.500	60	7Bet UMi	2.0810	3950.0	75	30059	No
16	GOM_NL__2PRFIN20071130_011253_000000392063_00446_30059_5370.N1	30-NOV-2007 01:12:53	Bright	39.000	32	77Eps UMa	1.7630	11000.	78	30059	No
17	GOM_NL__2PRFIN20071130_011454_000000352063_00446_30059_5371.N1	30-NOV-2007 01:14:54	Bright	35.000	39	85Eta UMa	1.8540	24000.	70	30059	No
18	GOM_NL__2PRFIN20071130_012318_000000342063_00446_30059_5372.N1	30-NOV-2007 01:23:18	Bright	33.500	3	16Alp Boo	-0.050000	4250.0	67	30059	No
19	GOM_NL__2PRFIN20071130_012649_000000392063_00446_30059_5373.N1	30-NOV-2007 01:26:49	Bright	38.500	138	47Eps Vir	2.8280	4700.0	77	30059	No
20	GOM_NL__2PRFIN20071130_013105_000000602063_00446_30059_5374.N1	30-NOV-2007 01:31:05	Bright	60.000	121	29Gam Vir	2.7400	7200.0	120	30059	No
21	GOM_NL__2PRFIN20071130_013235_000000402063_00446_30059_5375.N1	30-NOV-2007 01:32:35	Bright	40.000	15	67Alp Vir	0.97600	28000.	80	30059	No
22	GOM_NL__2PRFIN20071130_013547_000000452063_00446_30059_5376.N1	30-NOV-2007 01:35:47	Twilight	44.500	163	7Del Crv	2.9450	11000.	89	30059	No
23	GOM_NL__2PRFIN20071130_013726_000000442063_00446_30059_5377.N1	30-NOV-2007 01:37:26	Twilight	43.500	106	9Bet Crv	2.6480	5600.0	87	30059	No
24	GOM_NL__2PRFIN20071130_014540_000000392063_00446_30059_5378.N1	30-NOV-2007 01:45:40	Dark	38.500	26	Gam Cru	1.6240	2900.0	77	30059	No
25	GOM_NL__2PRFIN20071130_014744_000000422063_00447_30060_5367.N1	30-NOV-2007 01:47:44	Dark	42.000	113	Mu Vel	2.6920	5000.0	84	30060	No
26	GOM_NL__2PRFIN20071130_014948_000000392063_00447_30060_5368.N1	30-NOV-2007 01:49:48	Dark	39.000	124	The Car	2.7640	30000.	78	30060	No
27	GOM_NL__2PRFIN20071130_015236_000000392063_00447_30060_5369.N1	30-NOV-2007 01:52:36	Dark	39.000	29	Bet Car	1.6720	10200.	78	30060	No
28	GOM_NL__2PRFIN20071130_015425_000000422063_00447_30060_5370.N1	30-NOV-2007 01:54:25	Dark	42.000	41	Eps Car	1.8600	4100.0	84	30060	No
29	GOM_NL__2PRFIN20071130_015949_000000472063_00447_30060_5371.N1	30-NOV-2007 01:59:49	Dark	47.000	2	Alp Car	-0.73600	7000.0	94	30060	No
30	GOM_NL__2PRFIN20071130_021409_000000462063_00447_30060_5372.N1	30-NOV-2007 02:14:09	Straylight	45.500	165	34Gam Eri	2.9500	3200.0	91	30060	No
31	GOM_NL__2PRFIN20071130_021931_000000422063_00447_30060_5373.N1	30-NOV-2007 02:19:31	Twilight	42.000	94	92Alp Cet	2.5260	3100.0	84	30060	No
32	GOM_NL__2PRFIN20071130_022524_000000402063_00447_30060_5374.N1	30-NOV-2007 02:25:24	Bright	40.000	146	25Eta Tau	2.8730	15200.	80	30060	No
33	GOM_NL__2PRFIN20071130_022748_000000382063_00447_30060_5375.N1	30-NOV-2007 02:27:48	Bright	38.000	150	44Zet Per	2.8900	28000.	76	30060	No
34	GOM_NL__2PRFIN20071130_022959_000000372063_00447_30060_5376.N1	30-NOV-2007 02:29:59	Bright	37.000	79	26Bet Per	2.3100	13100.	74	30060	No
35	GOM_NL__2PRFIN20071130_023214_000000362063_00447_30060_5377.N1	30-NOV-2007 02:32:14	Bright	36.000	175	39Del Per	3.0100	19400.	72	30060	No
36	GOM_NL__2PRFIN20071130_023332_000000372063_00447_30060_5378.N1	30-NOV-2007 02:33:32	Bright	36.500	160	23Gam Per	2.9300	4700.0	73	30060	No
37	GOM_NL__2PRFIN20071130_024334_000000332063_00447_30060_5379.N1	30-NOV-2007 02:43:34	Bright	32.500	49	1Alp UMi	1.9900	6300.0	65	30060	No
38	GOM_NL__2PRFIN20071130_024813_000000372063_00447_30060_5380.N1	30-NOV-2007 02:48:13	Bright	37.000	60	7Bet UMi	2.0810	3950.0	74	30060	No
39	GOM_NL__2PRFIN20071130_025329_000000382063_00447_30060_5381.N1	30-NOV-2007 02:53:29	Bright	38.000	32	77Eps UMa	1.7630	11000.	76	30060	No
40	GOM_NL__2PRFIN20071130_025530_000000342063_00447_30060_5382.N1	30-NOV-2007 02:55:30	Bright	34.000	39	85Eta UMa	1.8540	24000.	68	30060	No
41	GOM_NL__2PRFIN20071130_025822_000000362063_00447_30060_5383.N1	30-NOV-2007 02:58:22	Bright	36.000	180	27Gam Boo	3.0400	8000.0	72	30060	No
42	GOM_NL__2PRFIN20071130_030354_000000342063_00447_30060_5384.N1	30-NOV-2007 03:03:54	Bright	33.500	3	16Alp Boo	-0.050000	4250.0	67	30060	No

43	GOM_NL__2PRFIN20071130_030725_000000402063_00447_30060_5385.N1	30-NOV-2007 03:07:25	Bright	39.500	138	47Eps Vir	2.8280	4700.0	79	30060	No
44	GOM_NL__2PRFIN20071130_031141_000000432063_00447_30060_5386.N1	30-NOV-2007 03:11:41	Bright	43.000	121	29Gam Vir	2.7400	7200.0	86	30060	No
45	GOM_NL__2PRFIN20071130_031312_000000492063_00447_30060_5387.N1	30-NOV-2007 03:13:12	Bright	49.000	15	67Alp Vir	0.97600	28000.	98	30060	No
46	GOM_NL__2PRFIN20071130_031624_000000432063_00447_30060_5388.N1	30-NOV-2007 03:16:24	Twilight	43.000	163	7Del Crv	2.9450	11000.	86	30060	No
47	GOM_NL__2PRFIN20071130_031802_000000412063_00447_30060_5389.N1	30-NOV-2007 03:18:02	Twilight	41.000	106	9Bet Crv	2.6480	5600.0	82	30060	No
48	GOM_NL__2PRFIN20071130_032008_000000372063_00447_30060_5390.N1	30-NOV-2007 03:20:08	Dark	37.000	123	1ot Cen	2.7500	10200.	74	30060	No
49	GOM_NL__2PRFIN20071130_032617_000000532063_00447_30060_5391.N1	30-NOV-2007 03:26:17	Dark	53.000	26	Gam Cru	1.6240	2900.0	106	30060	No
50	GOM_NL__2PRFIN20071130_032821_000000432063_00448_30061_5385.N1	30-NOV-2007 03:28:21	Dark	42.500	113	Mu Vel	2.6920	5000.0	85	30061	No
51	GOM_NL__2PRFIN20071130_033025_000000372063_00448_30061_5386.N1	30-NOV-2007 03:30:25	Dark	37.000	124	The Car	2.7640	30000.	74	30061	No
52	GOM_NL__2PRFIN20071130_033312_000000392063_00448_30061_5387.N1	30-NOV-2007 03:33:12	Dark	38.500	29	Bet Car	1.6720	10200.	77	30061	No
53	GOM_NL__2PRFIN20071130_033502_000000422063_00448_30061_5388.N1	30-NOV-2007 03:35:02	Dark	42.000	41	Eps Car	1.8600	4100.0	84	30061	No
54	GOM_NL__2PRFIN20071130_034025_000000572063_00448_30061_5389.N1	30-NOV-2007 03:40:25	Dark	56.500	2	Alp Car	-0.73600	7000.0	113	30061	No
55	GOM_NL__2PRFIN20071130_035445_000000432063_00448_30061_5390.N1	30-NOV-2007 03:54:45	Straylight	42.500	165	34Gam Eri	2.9500	3200.0	85	30061	No
56	GOM_NL__2PRFIN20071130_040007_000000422063_00448_30061_5391.N1	30-NOV-2007 04:00:07	Twilight	41.500	94	92Alp Cet	2.5260	3100.0	83	30061	No
57	GOM_NL__2PRFIN20071130_040600_000000382063_00448_30061_5392.N1	30-NOV-2007 04:06:00	Bright	37.500	146	25Eta Tau	2.8730	15200.	75	30061	No
58	GOM_NL__2PRFIN20071130_040824_000000372063_00448_30061_5393.N1	30-NOV-2007 04:08:24	Bright	37.000	150	44Zet Per	2.8900	28000.	74	30061	No
59	GOM_NL__2PRFIN20071130_041035_000000372063_00448_30061_5394.N1	30-NOV-2007 04:10:35	Bright	36.500	79	26Bet Per	2.3100	13100.	73	30061	No
60	GOM_NL__2PRFIN20071130_041250_000000372063_00448_30061_5395.N1	30-NOV-2007 04:12:50	Bright	36.500	175	39Del Per	3.0100	19400.	73	30061	No
61	GOM_NL__2PRFIN20071130_041408_000000362063_00448_30061_5396.N1	30-NOV-2007 04:14:08	Bright	35.500	160	23Gam Per	2.9300	4700.0	71	30061	No
62	GOM_NL__2PRFIN20071130_042410_000000342063_00448_30061_5397.N1	30-NOV-2007 04:24:10	Bright	33.500	49	1Alp UMi	1.9900	6300.0	67	30061	No
63	GOM_NL__2PRFIN20071130_042849_000000372063_00448_30061_5398.N1	30-NOV-2007 04:28:49	Bright	36.500	60	7Bet UMi	2.0810	3950.0	73	30061	No
64	GOM_NL__2PRFIN20071130_043405_000000562063_00448_30061_5399.N1	30-NOV-2007 04:34:05	Bright	56.000	32	77Eps UMa	1.7630	11000.	112	30061	No
65	GOM_NL__2PRFIN20071130_043607_000000362063_00448_30061_5400.N1	30-NOV-2007 04:36:07	Bright	36.000	39	85Eta UMa	1.8540	24000.	72	30061	No
66	GOM_NL__2PRFIN20071130_043859_000000352063_00448_30061_5401.N1	30-NOV-2007 04:38:59	Bright	34.500	180	27Gam Boo	3.0400	8000.0	69	30061	No
67	GOM_NL__2PRFIN20071130_044430_000000342063_00448_30061_5402.N1	30-NOV-2007 04:44:30	Bright	33.500	3	16Alp Boo	-0.050000	4250.0	67	30061	No
68	GOM_NL__2PRFIN20071130_044801_000000412063_00448_30061_5403.N1	30-NOV-2007 04:48:01	Bright	40.500	138	47Eps Vir	2.8280	4700.0	81	30061	No
69	GOM_NL__2PRFIN20071130_045218_000000432063_00448_30061_5404.N1	30-NOV-2007 04:52:18	Bright	42.500	121	29Gam Vir	2.7400	7200.0	85	30061	No
70	GOM_NL__2PRFIN20071130_045348_000000382063_00448_30061_5405.N1	30-NOV-2007 04:53:48	Bright	37.500	15	67Alp Vir	0.97600	28000.	75	30061	No
71	GOM_NL__2PRFIN20071130_045701_000000422063_00448_30061_5406.N1	30-NOV-2007 04:57:01	Twilight	41.500	163	7Del Crv	2.9450	11000.	83	30061	No
72	GOM_NL__2PRFIN20071130_045839_000000462063_00448_30061_5407.N1	30-NOV-2007 04:58:39	Twilight	45.500	106	9Bet Crv	2.6480	5600.0	91	30061	No
73	GOM_NL__2PRFIN20071130_050044_000000402063_00448_30061_5408.N1	30-NOV-2007 05:00:44	Dark	40.000	123	1ot Cen	2.7500	10200.	80	30061	No
74	GOM_NL__2PRFIN20071130_050653_000000422063_00448_30061_5409.N1	30-NOV-2007 05:06:53	Dark	41.500	26	Gam Cru	1.6240	2900.0	83	30061	No
75	GOM_NL__2PRFIN20071130_050858_000000442063_00449_30062_5393.N1	30-NOV-2007 05:08:58	Dark	44.000	113	Mu Vel	2.6920	5000.0	88	30062	No
76	GOM_NL__2PRFIN20071130_051101_000000382063_00449_30062_5394.N1	30-NOV-2007 05:11:01	Dark	38.000	124	The Car	2.7640	30000.	76	30062	No
77	GOM_NL__2PRFIN20071130_051349_000000392063_00449_30062_5395.N1	30-NOV-2007 05:13:49	Dark	39.000	29	Bet Car	1.6720	10200.	78	30062	No
78	GOM_NL__2PRFIN20071130_051538_000000482063_00449_30062_5396.N1	30-NOV-2007 05:15:38	Dark	47.500	41	Eps Car	1.8600	4100.0	95	30062	No
79	GOM_NL__2PRFIN20071130_052102_000000502063_00449_30062_5397.N1	30-NOV-2007 05:21:02	Dark	50.000	2	Alp Car	-0.73600	7000.0	100	30062	No
80	GOM_NL__2PRFIN20071130_053522_000000462063_00449_30062_5398.N1	30-NOV-2007 05:35:22	Straylight	46.000	165	34Gam Eri	2.9500	3200.0	92	30062	No
81	GOM_NL__2PRFIN20071130_054043_000000422063_00449_30062_5399.N1	30-NOV-2007 05:40:43	Twilight	42.000	94	92Alp Cet	2.5260	3100.0	84	30062	No
82	GOM_NL__2PRFIN20071130_054636_000000372063_00449_30062_5400.N1	30-NOV-2007 05:46:36	Bright	37.000	146	25Eta Tau	2.8730	15200.	74	30062	No
83	GOM_NL__2PRFIN20071130_054900_000000392063_00449_30062_5401.N1	30-NOV-2007 05:49:00	Bright	38.500	150	44Zet Per	2.8900	28000.	77	30062	No
84	GOM_NL__2PRFIN20071130_055111_000000372063_00449_30062_5402.N1	30-NOV-2007 05:51:11	Bright	36.500	79	26Bet Per	2.3100	13100.	73	30062	No
85	GOM_NL__2PRFIN20071130_055326_000000362063_00449_30062_5403.N1	30-NOV-2007 05:53:26	Bright	35.500	175	39Del Per	3.0100	19400.	71	30062	No
86	GOM_NL__2PRFIN20071130_055444_000000352063_00449_30062_5404.N1	30-NOV-2007 05:54:44	Bright	34.500	160	23Gam Per	2.9300	4700.0	69	30062	No
87	GOM_NL__2PRFIN20071130_060446_000000352063_00449_30062_5405.N1	30-NOV-2007 06:04:46	Bright	35.000	49	1Alp UMi	1.9900	6300.0	70	30062	No
88	GOM_NL__2PRFIN20071130_060925_000000392063_00449_30062_5406.N1	30-NOV-2007 06:09:25	Bright	38.500	60	7Bet UMi	2.0810	3950.0	77	30062	No
89	GOM_NL__2PRFIN20071130_061441_000000382063_00449_30062_5407.N1	30-NOV-2007 06:14:41	Bright	38.000	32	77Eps UMa	1.7630	11000.	76	30062	No
90	GOM_NL__2PRFIN20071130_061642_000000362063_00449_30062_5408.N1	30-NOV-2007 06:16:42	Bright	36.000	39	85Eta UMa	1.8540	24000.	72	30062	No
91	GOM_NL__2PRFIN20071130_061935_000000342063_00449_30062_5409.N1	30-NOV-2007 06:19:35	Bright	33.500	180	27Gam Boo	3.0400	8000.0	67	30062	No
92	GOM_NL__2PRFIN20071130_062506_000000342063_00449_30062_5410.N1	30-NOV-2007 06:25:06	Bright	33.500	3	16Alp Boo	-0.050000	4250.0	67	30062	No
93	GOM_NL__2PRFIN20071130_062838_000000392063_00449_30062_5411.N1	30-NOV-2007 06:28:38	Bright	38.500	138	47Eps Vir	2.8280	4700.0	77	30062	No
94	GOM_NL__2PRFIN20071130_063254_000000422063_00449_30062_5412.N1	30-NOV-2007 06:32:54	Bright	41.500	121	29Gam Vir	2.7400	7200.0	83	30062	No
95	GOM_NL__2PRFIN20071130_063424_000000372063_00449_30062_5413.N1	30-NOV-2007 06:34:24	Bright	37.000	15	67Alp Vir	0.97600	28000.	74	30062	No
96	GOM_NL__2PRFIN20071130_063737_000000422063_00449_30062_5414.N1	30-NOV-2007 06:37:37	Twilight	42.000	163	7Del Crv	2.9450	11000.	84	30062	No
97	GOM_NL__2PRFIN20071130_063916_000000442063_00449_30062_5415.N1	30-NOV-2007 06:39:16	Twilight	43.500	106	9Bet Crv	2.6480	5600.0	87	30062	No
98	GOM_NL__2PRFIN20071130_064120_000000382063_00449_30062_5416.N1	30-NOV-2007 06:41:20	Dark	37.500	123	1ot Cen	2.7500	10200.	75	30062	No
99	GOM_NL__2PRFIN20071130_064730_000000432063_00449_30062_5417.N1	30-NOV-2007 06:47:30	Dark	43.000	26	Gam Cru	1.6240	2900.0	86	30062	No
100	GOM_NL__2PRFIN20071130_064935_000000432063_00450_30063_5406.N1	30-NOV-2007 06:49:35	Dark	42.500	113	Mu Vel	2.6920	5000.0	85	30063	No
101	GOM_NL__2PRFIN20071130_065137_000000382063_00450_30063_5407.N1	30-NOV-2007 06:51:37	Dark	38.000	124	The Car	2.7640	30000.	76	30063	No

102	GOM_NL__2PRFIN20071130_065425_000000382063_00450_30063_5408.N1	30-NOV-2007 06:54:25	Dark	38.000	29	Bet Car	1.6720	10200.	76	30063	No
103	GOM_NL__2PRFIN20071130_065615_000000452063_00450_30063_5409.N1	30-NOV-2007 06:56:15	Dark	44.500	41	Eps Car	1.8600	4100.0	89	30063	No
104	GOM_NL__2PRFIN20071130_070138_000000582063_00450_30063_5410.N1	30-NOV-2007 07:01:38	Dark	57.500	2	Alp Car	-0.73600	7000.0	115	30063	No
105	GOM_NL__2PRFIN20071130_071558_000000412063_00450_30063_5411.N1	30-NOV-2007 07:15:58	Straylight	41.000	165	34Gam Eri	2.9500	3200.0	82	30063	No
106	GOM_NL__2PRFIN20071130_072119_000000452063_00450_30063_5412.N1	30-NOV-2007 07:21:19	Tw_i_and_stray	44.500	94	92Alp Cet	2.5260	3100.0	89	30063	No
107	GOM_NL__2PRFIN20071130_072712_000000382063_00450_30063_5413.N1	30-NOV-2007 07:27:12	Bright	37.500	146	25Eta Tau	2.8730	15200.	75	30063	No
108	GOM_NL__2PRFIN20071130_072935_000000392063_00450_30063_5414.N1	30-NOV-2007 07:29:35	Bright	39.000	150	44Zet Per	2.8900	28000.	78	30063	No
109	GOM_NL__2PRFIN20071130_073147_000000372063_00450_30063_5415.N1	30-NOV-2007 07:31:47	Bright	36.500	79	26Bet Per	2.3100	13100.	73	30063	No
110	GOM_NL__2PRFIN20071130_073402_000000362063_00450_30063_5416.N1	30-NOV-2007 07:34:02	Bright	35.500	175	39Del Per	3.0100	19400.	71	30063	No
111	GOM_NL__2PRFIN20071130_073520_000000352063_00450_30063_5417.N1	30-NOV-2007 07:35:20	Bright	35.000	160	23Gam Per	2.9300	4700.0	70	30063	No
112	GOM_NL__2PRFIN20071130_074522_000000352063_00450_30063_5418.N1	30-NOV-2007 07:45:22	Bright	35.000	49	1Alp UMi	1.9900	6300.0	70	30063	No
113	GOM_NL__2PRFIN20071130_075001_000000382063_00450_30063_5419.N1	30-NOV-2007 07:50:01	Bright	37.500	60	7Bet UMi	2.0810	3950.0	75	30063	No
114	GOM_NL__2PRFIN20071130_075516_000000392063_00450_30063_5420.N1	30-NOV-2007 07:55:16	Bright	38.500	32	77Eps UMa	1.7630	11000.	77	30063	No
115	GOM_NL__2PRFIN20071130_075718_000000362063_00450_30063_5421.N1	30-NOV-2007 07:57:18	Bright	35.500	39	85Eta UMa	1.8540	24000.	71	30063	No
116	GOM_NL__2PRFIN20071130_080011_000000342063_00450_30063_5422.N1	30-NOV-2007 08:00:11	Bright	33.500	180	27Gam Boo	3.0400	8000.0	67	30063	No
117	GOM_NL__2PRFIN20071130_080542_000000342063_00450_30063_5423.N1	30-NOV-2007 08:05:42	Bright	34.000	3	16Alp Boo	-0.050000	4250.0	68	30063	No
118	GOM_NL__2PRFIN20071130_080914_000000392063_00450_30063_5424.N1	30-NOV-2007 08:09:14	Bright	39.000	138	47Eps Vir	2.8280	4700.0	78	30063	No
119	GOM_NL__2PRFIN20071130_081331_000000422063_00450_30063_5425.N1	30-NOV-2007 08:13:31	Bright	41.500	121	29Gam Vir	2.7400	7200.0	83	30063	No
120	GOM_NL__2PRFIN20071130_081501_000000542063_00450_30063_5426.N1	30-NOV-2007 08:15:01	Bright	54.000	15	67Alp Vir	0.97600	28000.	108	30063	No
121	GOM_NL__2PRFIN20071130_081814_000000432063_00450_30063_5427.N1	30-NOV-2007 08:18:14	Tw_i_and_stray	42.500	163	7Del Crv	2.9450	11000.	85	30063	No
122	GOM_NL__2PRFIN20071130_081952_000000462063_00450_30063_5428.N1	30-NOV-2007 08:19:52	Twilight	46.000	106	9Bet Crv	2.6480	5600.0	92	30063	No
123	GOM_NL__2PRFIN20071130_082157_000000392063_00450_30063_5429.N1	30-NOV-2007 08:21:57	Dark	38.500	123	1ot Cen	2.7500	10200.	77	30063	No
124	GOM_NL__2PRFIN20071130_082806_000000442063_00450_30063_5430.N1	30-NOV-2007 08:28:06	Dark	44.000	26	Gam Cru	1.6240	2900.0	88	30063	No
125	GOM_NL__2PRFIN20071130_083011_000000442063_00451_30064_5420.N1	30-NOV-2007 08:30:11	Dark	44.000	113	Mu Vel	2.6920	5000.0	88	30064	No
126	GOM_NL__2PRFIN20071130_083214_000000372063_00451_30064_5421.N1	30-NOV-2007 08:32:14	Dark	37.000	124	The Car	2.7640	30000.	74	30064	No
127	GOM_NL__2PRFIN20071130_083502_000000382063_00451_30064_5422.N1	30-NOV-2007 08:35:02	Dark	37.500	29	Bet Car	1.6720	10200.	75	30064	No
128	GOM_NL__2PRFIN20071130_083652_000000432063_00451_30064_5423.N1	30-NOV-2007 08:36:52	Dark	42.500	41	Eps Car	1.8600	4100.0	85	30064	No
129	GOM_NL__2PRFIN20071130_084215_000000502063_00451_30064_5424.N1	30-NOV-2007 08:42:15	Dark	50.000	2	Alp Car	-0.73600	7000.0	100	30064	No
130	GOM_NL__2PRFIN20071130_085634_000000402063_00451_30064_5425.N1	30-NOV-2007 08:56:34	Straylight	40.000	165	34Gam Eri	2.9500	3200.0	80	30064	No
131	GOM_NL__2PRFIN20071130_090155_000000432063_00451_30064_5426.N1	30-NOV-2007 09:01:55	Tw_i_and_stray	43.000	94	92Alp Cet	2.5260	3100.0	86	30064	No
132	GOM_NL__2PRFIN20071130_090748_000000392063_00451_30064_5427.N1	30-NOV-2007 09:07:48	Bright	39.000	146	25Eta Tau	2.8730	15200.	78	30064	No
133	GOM_NL__2PRFIN20071130_091011_000000392063_00451_30064_5428.N1	30-NOV-2007 09:10:11	Bright	39.000	150	44Zet Per	2.8900	28000.	78	30064	No
134	GOM_NL__2PRFIN20071130_091222_000000362063_00451_30064_5429.N1	30-NOV-2007 09:12:22	Bright	36.000	79	26Bet Per	2.3100	13100.	72	30064	No
135	GOM_NL__2PRFIN20071130_091438_000000372063_00451_30064_5430.N1	30-NOV-2007 09:14:38	Bright	37.000	175	39Del Per	3.0100	19400.	74	30064	No
136	GOM_NL__2PRFIN20071130_091555_000000362063_00451_30064_5431.N1	30-NOV-2007 09:15:55	Bright	35.500	160	23Gam Per	2.9300	4700.0	71	30064	No
137	GOM_NL__2PRFIN20071130_092558_000000362063_00451_30064_5432.N1	30-NOV-2007 09:25:58	Bright	35.500	49	1Alp UMi	1.9900	6300.0	71	30064	No
138	GOM_NL__2PRFIN20071130_093037_000000362063_00451_30064_5433.N1	30-NOV-2007 09:30:37	Bright	36.000	60	7Bet UMi	2.0810	3950.0	72	30064	No
139	GOM_NL__2PRFIN20071130_093552_000000382063_00451_30064_5434.N1	30-NOV-2007 09:35:52	Bright	37.500	32	77Eps UMa	1.7630	11000.	75	30064	No
140	GOM_NL__2PRFIN20071130_093754_000000362063_00451_30064_5435.N1	30-NOV-2007 09:37:54	Bright	35.500	39	85Eta UMa	1.8540	24000.	71	30064	No
141	GOM_NL__2PRFIN20071130_094047_000000342063_00451_30064_5436.N1	30-NOV-2007 09:40:47	Bright	33.500	180	27Gam Boo	3.0400	8000.0	67	30064	No
142	GOM_NL__2PRFIN20071130_094619_000000342063_00451_30064_5437.N1	30-NOV-2007 09:46:19	Bright	33.500	3	16Alp Boo	-0.050000	4250.0	67	30064	No
143	GOM_NL__2PRFIN20071130_094950_000000392063_00451_30064_5438.N1	30-NOV-2007 09:49:50	Bright	38.500	138	47Eps Vir	2.8280	4700.0	77	30064	No
144	GOM_NL__2PRFIN20071130_095407_000000612063_00451_30064_5439.N1	30-NOV-2007 09:54:07	Bright	61.000	121	29Gam Vir	2.7400	7200.0	122	30064	No
145	GOM_NL__2PRFIN20071130_095537_000000542063_00451_30064_5440.N1	30-NOV-2007 09:55:37	Bright	54.000	15	67Alp Vir	0.97600	28000.	108	30064	No
146	GOM_NL__2PRFIN20071130_095850_000000452063_00451_30064_5441.N1	30-NOV-2007 09:58:50	Tw_i_and_stray	44.500	163	7Del Crv	2.9450	11000.	89	30064	No
147	GOM_NL__2PRFIN20071130_100029_000000452063_00451_30064_5442.N1	30-NOV-2007 10:00:29	Twilight	45.000	106	9Bet Crv	2.6480	5600.0	90	30064	No
148	GOM_NL__2PRFIN20071130_100233_000000372063_00451_30064_5443.N1	30-NOV-2007 10:02:33	Dark	37.000	123	1ot Cen	2.7500	10200.	74	30064	No
149	GOM_NL__2PRFIN20071130_100842_000000472063_00451_30064_5444.N1	30-NOV-2007 10:08:42	Dark	46.500	26	Gam Cru	1.6240	2900.0	93	30064	No
150	GOM_NL__2PRFIN20071130_101048_000000442063_00452_30065_5430.N1	30-NOV-2007 10:10:48	Dark	44.000	113	Mu Vel	2.6920	5000.0	88	30065	No
151	GOM_NL__2PRFIN20071130_101250_000000382063_00452_30065_5431.N1	30-NOV-2007 10:12:50	Dark	38.000	124	The Car	2.7640	30000.	76	30065	No
152	GOM_NL__2PRFIN20071130_101538_000000382063_00452_30065_5432.N1	30-NOV-2007 10:15:38	Dark	37.500	29	Bet Car	1.6720	10200.	75	30065	No
153	GOM_NL__2PRFIN20071130_101728_000000422063_00452_30065_5433.N1	30-NOV-2007 10:17:28	Dark	42.000	41	Eps Car	1.8600	4100.0	84	30065	No
154	GOM_NL__2PRFIN20071130_102251_000000492063_00452_30065_5434.N1	30-NOV-2007 10:22:51	Dark	49.000	2	Alp Car	-0.73600	7000.0	98	30065	No
155	GOM_NL__2PRFIN20071130_103710_000000422063_00452_30065_5435.N1	30-NOV-2007 10:37:10	Straylight	41.500	165	34Gam Eri	2.9500	3200.0	83	30065	No
156	GOM_NL__2PRFIN20071130_104231_000000442063_00452_30065_5436.N1	30-NOV-2007 10:42:31	Tw_i_and_stray	43.500	94	92Alp Cet	2.5260	3100.0	87	30065	No
157	GOM_NL__2PRFIN20071130_104823_000000392063_00452_30065_5437.N1	30-NOV-2007 10:48:23	Bright	39.000	146	25Eta Tau	2.8730	15200.	78	30065	No
158	GOM_NL__2PRFIN20071130_105046_000000392063_00452_30065_5438.N1	30-NOV-2007 10:50:46	Bright	39.000	150	44Zet Per	2.8900	28000.	78	30065	No
159	GOM_NL__2PRFIN20071130_105258_000000372063_00452_30065_5439.N1	30-NOV-2007 10:52:58	Bright	36.500	79	26Bet Per	2.3100	13100.	73	30065	No
160	GOM_NL__2PRFIN20071130_105513_000000372063_00452_30065_5440.N1	30-NOV-2007 10:55:13	Bright	36.500	175	39Del Per	3.0100	19400.	73	30065	No



161	GOM_NL__2PRFIN20071130_105631_000000362063_00452_30065_5441.N1	30-NOV-2007 10:56:31	Bright	36.000	160	23Gam Per	2.9300	4700.0	72	30065	No
162	GOM_NL__2PRFIN20071130_111113_000000382063_00452_30065_5442.N1	30-NOV-2007 11:11:13	Bright	37.500	60	7Bet UMi	2.0810	3950.0	75	30065	No
163	GOM_NL__2PRFIN20071130_111628_000000522063_00452_30065_5443.N1	30-NOV-2007 11:16:28	Bright	51.500	32	77Eps UMa	1.7630	11000.	103	30065	No
164	GOM_NL__2PRFIN20071130_111830_000000352063_00452_30065_5444.N1	30-NOV-2007 11:18:30	Bright	35.000	39	85Eta UMa	1.8540	24000.	70	30065	No
165	GOM_NL__2PRFIN20071130_112123_000000392063_00452_30065_5445.N1	30-NOV-2007 11:21:23	Bright	39.000	180	27Gam Boo	3.0400	8000.0	78	30065	No
166	GOM_NL__2PRFIN20071130_112655_000000342063_00452_30065_5446.N1	30-NOV-2007 11:26:55	Bright	33.500	3	16Alp Boo	-0.050000	4250.0	67	30065	No
167	GOM_NL__2PRFIN20071130_113026_000000392063_00452_30065_5447.N1	30-NOV-2007 11:30:26	Bright	39.000	138	47Eps Vir	2.8280	4700.0	78	30065	No
168	GOM_NL__2PRFIN20071130_113444_000000422063_00452_30065_5448.N1	30-NOV-2007 11:34:44	Bright	42.000	121	29Gam Vir	2.7400	7200.0	84	30065	No
169	GOM_NL__2PRFIN20071130_113613_000000392063_00452_30065_5449.N1	30-NOV-2007 11:36:13	Bright	38.500	15	67Alp Vir	0.97600	28000.	77	30065	No
170	GOM_NL__2PRFIN20071130_113927_000000432063_00452_30065_5450.N1	30-NOV-2007 11:39:27	Twilight	42.500	163	7Del Crv	2.9450	11000.	85	30065	No
171	GOM_NL__2PRFIN20071130_114105_000000432063_00452_30065_5451.N1	30-NOV-2007 11:41:05	Twilight	43.000	106	9Bet Crv	2.6480	5600.0	86	30065	No
172	GOM_NL__2PRFIN20071130_114309_000000392063_00452_30065_5452.N1	30-NOV-2007 11:43:09	Dark	39.000	123	lot Cen	2.7500	10200.	78	30065	No
173	GOM_NL__2PRFIN20071130_114918_000000512063_00452_30065_5453.N1	30-NOV-2007 11:49:18	Dark	50.500	26	Gam Cru	1.6240	2900.0	101	30065	No
174	GOM_NL__2PRFIN20071130_115125_000000432063_00453_30066_5451.N1	30-NOV-2007 11:51:25	Dark	42.500	113	Mu Vel	2.6920	5000.0	85	30066	No
175	GOM_NL__2PRFIN20071130_115327_000000372063_00453_30066_5452.N1	30-NOV-2007 11:53:27	Dark	36.500	124	The Car	2.7640	30000.	73	30066	No
176	GOM_NL__2PRFIN20071130_115614_000000392063_00453_30066_5453.N1	30-NOV-2007 11:56:14	Dark	38.500	29	Bet Car	1.6720	10200.	77	30066	No
177	GOM_NL__2PRFIN20071130_115805_000000422063_00453_30066_5454.N1	30-NOV-2007 11:58:05	Dark	41.500	41	Eps Car	1.8600	4100.0	83	30066	No
178	GOM_NL__2PRFIN20071130_120328_000000582063_00453_30066_5455.N1	30-NOV-2007 12:03:28	Dark	57.500	2	Alp Car	-0.73600	7000.0	115	30066	No
179	GOM_NL__2PRFIN20071130_121746_000000442063_00453_30066_5456.N1	30-NOV-2007 12:17:46	Straylight	44.000	165	34Gam Eri	2.9500	3200.0	88	30066	No
180	GOM_NL__2PRFIN20071130_122307_000000472063_00453_30066_5457.N1	30-NOV-2007 12:23:07	Twilight	46.500	94	92Alp Cet	2.5260	3100.0	93	30066	No
181	GOM_NL__2PRFIN20071130_122859_000000392063_00453_30066_5458.N1	30-NOV-2007 12:28:59	Bright	39.000	146	25Eta Tau	2.8730	15200.	78	30066	No
182	GOM_NL__2PRFIN20071130_123122_000000392063_00453_30066_5459.N1	30-NOV-2007 12:31:22	Bright	39.000	150	44Zet Per	2.8900	28000.	78	30066	No
183	GOM_NL__2PRFIN20071130_123334_000000372063_00453_30066_5460.N1	30-NOV-2007 12:33:34	Bright	36.500	79	26Bet Per	2.3100	13100.	73	30066	No
184	GOM_NL__2PRFIN20071130_123549_000000352063_00453_30066_5461.N1	30-NOV-2007 12:35:49	Bright	34.500	175	39Del Per	3.0100	19400.	69	30066	No
185	GOM_NL__2PRFIN20071130_123707_000000362063_00453_30066_5462.N1	30-NOV-2007 12:37:07	Bright	35.500	160	23Gam Per	2.9300	4700.0	71	30066	No
186	GOM_NL__2PRFIN20071130_124710_000000362063_00453_30066_5463.N1	30-NOV-2007 12:47:10	Bright	35.500	49	1Alp UMi	1.9900	6300.0	71	30066	No
187	GOM_NL__2PRFIN20071130_125149_000000342063_00453_30066_5464.N1	30-NOV-2007 12:51:49	Bright	34.000	60	7Bet UMi	2.0810	3950.0	68	30066	No
188	GOM_NL__2PRFIN20071130_125704_000000372063_00453_30066_5465.N1	30-NOV-2007 12:57:04	Bright	36.500	32	77Eps UMa	1.7630	11000.	73	30066	No
189	GOM_NL__2PRFIN20071130_125906_000000362063_00453_30066_5466.N1	30-NOV-2007 12:59:06	Bright	35.500	39	85Eta UMa	1.8540	24000.	71	30066	No
190	GOM_NL__2PRFIN20071130_130159_000000362063_00453_30066_5467.N1	30-NOV-2007 13:01:59	Bright	35.500	180	27Gam Boo	3.0400	8000.0	71	30066	No
191	GOM_NL__2PRFIN20071130_130731_000000342063_00453_30066_5468.N1	30-NOV-2007 13:07:31	Bright	33.500	3	16Alp Boo	-0.050000	4250.0	67	30066	No
192	GOM_NL__2PRFIN20071130_131103_000000402063_00453_30066_5469.N1	30-NOV-2007 13:11:03	Bright	40.000	138	47Eps Vir	2.8280	4700.0	80	30066	No
193	GOM_NL__2PRFIN20071130_131520_000000432063_00453_30066_5470.N1	30-NOV-2007 13:15:20	Bright	43.000	121	29Gam Vir	2.7400	7200.0	86	30066	No
194	GOM_NL__2PRFIN20071130_131650_000000392063_00453_30066_5471.N1	30-NOV-2007 13:16:50	Bright	38.500	15	67Alp Vir	0.97600	28000.	77	30066	No
195	GOM_NL__2PRFIN20071130_132004_000000422063_00453_30066_5472.N1	30-NOV-2007 13:20:04	Twilight	42.000	163	7Del Crv	2.9450	11000.	84	30066	No
196	GOM_NL__2PRFIN20071130_132142_000000422063_00453_30066_5473.N1	30-NOV-2007 13:21:42	Twilight	42.000	106	9Bet Crv	2.6480	5600.0	84	30066	No
197	GOM_NL__2PRFIN20071130_132345_000000392063_00453_30066_5474.N1	30-NOV-2007 13:23:45	Dark	38.500	123	lot Cen	2.7500	10200.	77	30066	No
198	GOM_NL__2PRFIN20071130_132955_000000512063_00453_30066_5475.N1	30-NOV-2007 13:29:55	Dark	51.000	26	Gam Cru	1.6240	2900.0	102	30066	No
199	GOM_NL__2PRFIN20071130_133201_000000432063_00454_30067_5483.N1	30-NOV-2007 13:32:01	Dark	43.000	113	Mu Vel	2.6920	5000.0	86	30067	No
200	GOM_NL__2PRFIN20071130_133403_000000372063_00454_30067_5484.N1	30-NOV-2007 13:34:03	Dark	37.000	124	The Car	2.7640	30000.	74	30067	No
201	GOM_NL__2PRFIN20071130_133651_000000382063_00454_30067_5485.N1	30-NOV-2007 13:36:51	Dark	38.000	29	Bet Car	1.6720	10200.	76	30067	No
202	GOM_NL__2PRFIN20071130_133841_000000442063_00454_30067_5486.N1	30-NOV-2007 13:38:41	Dark	44.000	41	Eps Car	1.8600	4100.0	88	30067	No
203	GOM_NL__2PRFIN20071130_134404_000000542063_00454_30067_5487.N1	30-NOV-2007 13:44:04	Dark	54.000	2	Alp Car	-0.73600	7000.0	108	30067	No
204	GOM_NL__2PRFIN20071130_135822_000000452063_00454_30067_5488.N1	30-NOV-2007 13:58:22	Straylight	45.000	165	34Gam Eri	2.9500	3200.0	90	30067	No
205	GOM_NL__2PRFIN20071130_140343_000000442063_00454_30067_5489.N1	30-NOV-2007 14:03:43	Twilight	44.000	94	92Alp Cet	2.5260	3100.0	88	30067	No
206	GOM_NL__2PRFIN20071130_140935_000000402063_00454_30067_5490.N1	30-NOV-2007 14:09:35	Bright	39.500	146	25Eta Tau	2.8730	15200.	79	30067	No
207	GOM_NL__2PRFIN20071130_141158_000000382063_00454_30067_5491.N1	30-NOV-2007 14:11:58	Bright	38.000	150	44Zet Per	2.8900	28000.	76	30067	No
208	GOM_NL__2PRFIN20071130_141410_000000362063_00454_30067_5492.N1	30-NOV-2007 14:14:10	Bright	36.000	79	26Bet Per	2.3100	13100.	72	30067	No
209	GOM_NL__2PRFIN20071130_141625_000000362063_00454_30067_5493.N1	30-NOV-2007 14:16:25	Bright	35.500	175	39Del Per	3.0100	19400.	71	30067	No
210	GOM_NL__2PRFIN20071130_141743_000000352063_00454_30067_5494.N1	30-NOV-2007 14:17:43	Bright	34.500	160	23Gam Per	2.9300	4700.0	69	30067	No
211	GOM_NL__2PRFIN20071130_142746_000000342063_00454_30067_5495.N1	30-NOV-2007 14:27:46	Bright	33.500	49	1Alp UMi	1.9900	6300.0	67	30067	No
212	GOM_NL__2PRFIN20071130_143225_000000372063_00454_30067_5496.N1	30-NOV-2007 14:32:25	Bright	37.000	60	7Bet UMi	2.0810	3950.0	74	30067	No
213	GOM_NL__2PRFIN20071130_143740_000000402063_00454_30067_5497.N1	30-NOV-2007 14:37:40	Bright	39.500	32	77Eps UMa	1.7630	11000.	79	30067	No
214	GOM_NL__2PRFIN20071130_143942_000000362063_00454_30067_5498.N1	30-NOV-2007 14:39:42	Bright	36.000	39	85Eta UMa	1.8540	24000.	72	30067	No
215	GOM_NL__2PRFIN20071130_144235_000000352063_00454_30067_5499.N1	30-NOV-2007 14:42:35	Bright	34.500	180	27Gam Boo	3.0400	8000.0	69	30067	No
216	GOM_NL__2PRFIN20071130_144807_000000342063_00454_30067_5500.N1	30-NOV-2007 14:48:07	Bright	34.000	3	16Alp Boo	-0.050000	4250.0	68	30067	No
217	GOM_NL__2PRFIN20071130_145139_000000552063_00454_30067_5501.N1	30-NOV-2007 14:51:39	Bright	55.000	138	47Eps Vir	2.8280	4700.0	110	30067	No
218	GOM_NL__2PRFIN20071130_145557_000000422063_00454_30067_5502.N1	30-NOV-2007 14:55:57	Bright	41.500	121	29Gam Vir	2.7400	7200.0	83	30067	No
219	GOM_NL__2PRFIN20071130_145726_000000542063_00454_30067_5503.N1	30-NOV-2007 14:57:26	Bright	54.000	15	67Alp Vir	0.97600	28000.	108	30067	No

220	GOM_NL__2PRFIN20071130_150040_000000422063_00454_30067_5504.N1	30-NOV-2007 15:00:40	Twilight	42.000	163	7Del Crv	2.9450	11000.	84	30067	No
221	GOM_NL__2PRFIN20071130_150218_000000442063_00454_30067_5505.N1	30-NOV-2007 15:02:18	Twilight	43.500	106	9Bet Crv	2.6480	5600.0	87	30067	No
222	GOM_NL__2PRFIN20071130_150422_000000382063_00454_30067_5506.N1	30-NOV-2007 15:04:22	Dark	38.000	123	lot Cen	2.7500	10200.	76	30067	No
223	GOM_NL__2PRFIN20071130_151031_000000382063_00454_30067_5507.N1	30-NOV-2007 15:10:31	Dark	37.500	26	Gam Cru	1.6240	2900.0	75	30067	No
224	GOM_NL__2PRFIN20071130_151238_000000492063_00455_30068_5496.N1	30-NOV-2007 15:12:38	Dark	49.000	113	Mu Vel	2.6920	5000.0	98	30068	No
225	GOM_NL__2PRFIN20071130_151439_000000382063_00455_30068_5497.N1	30-NOV-2007 15:14:39	Dark	37.500	124	The Car	2.7640	30000.	75	30068	No
226	GOM_NL__2PRFIN20071130_151727_000000382063_00455_30068_5498.N1	30-NOV-2007 15:17:27	Dark	37.500	29	Bet Car	1.6720	10200.	75	30068	No
227	GOM_NL__2PRFIN20071130_151918_000000482063_00455_30068_5499.N1	30-NOV-2007 15:19:18	Dark	48.000	41	Eps Car	1.8600	4100.0	96	30068	No
228	GOM_NL__2PRFIN20071130_152440_000000562063_00455_30068_5500.N1	30-NOV-2007 15:24:40	Dark	56.000	2	Alp Car	-0.73600	7000.0	112	30068	No
229	GOM_NL__2PRFIN20071130_153858_000000442063_00455_30068_5501.N1	30-NOV-2007 15:38:58	Straylight	43.500	165	34Gam Eri	2.9500	3200.0	87	30068	No
230	GOM_NL__2PRFIN20071130_154419_000000462063_00455_30068_5502.N1	30-NOV-2007 15:44:19	Twilight	46.000	94	92Alp Cet	2.5260	3100.0	92	30068	No
231	GOM_NL__2PRFIN20071130_155011_000000382063_00455_30068_5503.N1	30-NOV-2007 15:50:11	Bright	37.500	146	25Eta Tau	2.8730	15200.	75	30068	No
232	GOM_NL__2PRFIN20071130_155234_000000402063_00455_30068_5504.N1	30-NOV-2007 15:52:34	Bright	39.500	150	44Zet Per	2.8900	28000.	79	30068	No
233	GOM_NL__2PRFIN20071130_155446_000000372063_00455_30068_5505.N1	30-NOV-2007 15:54:46	Bright	37.000	79	26Bet Per	2.3100	13100.	74	30068	No
234	GOM_NL__2PRFIN20071130_155701_000000372063_00455_30068_5506.N1	30-NOV-2007 15:57:01	Bright	36.500	175	39Del Per	3.0100	19400.	73	30068	No
235	GOM_NL__2PRFIN20071130_155819_000000362063_00455_30068_5507.N1	30-NOV-2007 15:58:19	Bright	35.500	160	23Gam Per	2.9300	4700.0	71	30068	No
236	GOM_NL__2PRFIN20071130_160822_000000372063_00455_30068_5508.N1	30-NOV-2007 16:08:22	Bright	37.000	49	1Alp UMi	1.9900	6300.0	74	30068	No
237	GOM_NL__2PRFIN20071130_161301_000000372063_00455_30068_5509.N1	30-NOV-2007 16:13:01	Bright	37.000	60	7Bet UMi	2.0810	3950.0	74	30068	No
238	GOM_NL__2PRFIN20071130_161816_000000392063_00455_30068_5510.N1	30-NOV-2007 16:18:16	Bright	39.000	32	77Eps UMa	1.7630	11000.	78	30068	No
239	GOM_NL__2PRFIN20071130_162018_000000362063_00455_30068_5511.N1	30-NOV-2007 16:20:18	Bright	35.500	39	85Eta UMa	1.8540	24000.	71	30068	No
240	GOM_NL__2PRFIN20071130_162311_000000352063_00455_30068_5512.N1	30-NOV-2007 16:23:11	Bright	34.500	180	27Gam Boo	3.0400	8000.0	69	30068	No
241	GOM_NL__2PRFIN20071130_162843_000000342063_00455_30068_5513.N1	30-NOV-2007 16:28:43	Bright	34.000	3	16Alp Boo	-0.050000	4250.0	68	30068	No
242	GOM_NL__2PRFIN20071130_163215_000000392063_00455_30068_5514.N1	30-NOV-2007 16:32:15	Bright	38.500	138	47Eps Vir	2.8280	4700.0	77	30068	No
243	GOM_NL__2PRFIN20071130_163633_000000402063_00455_30068_5515.N1	30-NOV-2007 16:36:33	Bright	40.000	121	29Gam Vir	2.7400	7200.0	80	30068	No
244	GOM_NL__2PRFIN20071130_163802_000000402063_00455_30068_5516.N1	30-NOV-2007 16:38:02	Bright	40.000	15	67Alp Vir	0.97600	28000.	80	30068	No
245	GOM_NL__2PRFIN20071130_164117_000000422063_00455_30068_5517.N1	30-NOV-2007 16:41:17	Twilight	42.000	163	7Del Crv	2.9450	11000.	84	30068	No
246	GOM_NL__2PRFIN20071130_164255_000000442063_00455_30068_5518.N1	30-NOV-2007 16:42:55	Twilight	43.500	106	9Bet Crv	2.6480	5600.0	87	30068	No
247	GOM_NL__2PRFIN20071130_164458_000000382063_00455_30068_5519.N1	30-NOV-2007 16:44:58	Dark	37.500	123	lot Cen	2.7500	10200.	75	30068	No
248	GOM_NL__2PRFIN20071130_165107_000000532063_00455_30068_5520.N1	30-NOV-2007 16:51:07	Dark	53.000	26	Gam Cru	1.6240	2900.0	106	30068	No
249	GOM_NL__2PRFIN20071130_165315_000000422063_00456_30069_5510.N1	30-NOV-2007 16:53:15	Dark	42.000	113	Mu Vel	2.6920	5000.0	84	30069	No
250	GOM_NL__2PRFIN20071130_165516_000000382063_00456_30069_5511.N1	30-NOV-2007 16:55:16	Dark	37.500	124	The Car	2.7640	30000.	75	30069	No
251	GOM_NL__2PRFIN20071130_165803_000000392063_00456_30069_5512.N1	30-NOV-2007 16:58:03	Dark	38.500	29	Bet Car	1.6720	10200.	77	30069	No
252	GOM_NL__2PRFIN20071130_165954_000000422063_00456_30069_5513.N1	30-NOV-2007 16:59:54	Dark	42.000	41	Eps Car	1.8600	4100.0	84	30069	No
253	GOM_NL__2PRFIN20071130_170517_000000572063_00456_30069_5514.N1	30-NOV-2007 17:05:17	Dark	57.000	2	Alp Car	-0.73600	7000.0	114	30069	No
254	GOM_NL__2PRFIN20071130_171934_000000462063_00456_30069_5515.N1	30-NOV-2007 17:19:34	Straylight	46.000	165	34Gam Eri	2.9500	3200.0	92	30069	No
255	GOM_NL__2PRFIN20071130_172456_000000452063_00456_30069_5516.N1	30-NOV-2007 17:24:56	Twilight	45.000	94	92Alp Cet	2.5260	3100.0	90	30069	No
256	GOM_NL__2PRFIN20071130_173046_000000382063_00456_30069_5517.N1	30-NOV-2007 17:30:46	Bright	38.000	146	25Eta Tau	2.8730	15200.	76	30069	No
257	GOM_NL__2PRFIN20071130_173309_000000392063_00456_30069_5518.N1	30-NOV-2007 17:33:09	Bright	38.500	150	44Zet Per	2.8900	28000.	77	30069	No
258	GOM_NL__2PRFIN20071130_173522_000000362063_00456_30069_5519.N1	30-NOV-2007 17:35:22	Bright	35.500	79	26Bet Per	2.3100	13100.	71	30069	No
259	GOM_NL__2PRFIN20071130_173736_000000362063_00456_30069_5520.N1	30-NOV-2007 17:37:36	Bright	35.500	175	39Del Per	3.0100	19400.	71	30069	No
260	GOM_NL__2PRFIN20071130_173855_000000342063_00456_30069_5521.N1	30-NOV-2007 17:38:55	Bright	34.000	160	23Gam Per	2.9300	4700.0	68	30069	No
261	GOM_NL__2PRFIN20071130_174858_000000362063_00456_30069_5522.N1	30-NOV-2007 17:48:58	Bright	36.000	49	1Alp UMi	1.9900	6300.0	72	30069	No
262	GOM_NL__2PRFIN20071130_175337_000000382063_00456_30069_5523.N1	30-NOV-2007 17:53:37	Bright	38.000	60	7Bet UMi	2.0810	3950.0	76	30069	No
263	GOM_NL__2PRFIN20071130_175851_000000382063_00456_30069_5524.N1	30-NOV-2007 17:58:51	Bright	38.000	32	77Eps UMa	1.7630	11000.	76	30069	No
264	GOM_NL__2PRFIN20071130_180054_000000352063_00456_30069_5525.N1	30-NOV-2007 18:00:54	Bright	34.500	39	85Eta UMa	1.8540	24000.	69	30069	No
265	GOM_NL__2PRFIN20071130_180348_000000342063_00456_30069_5526.N1	30-NOV-2007 18:03:48	Bright	33.500	180	27Gam Boo	3.0400	8000.0	67	30069	No
266	GOM_NL__2PRFIN20071130_180919_000000342063_00456_30069_5527.N1	30-NOV-2007 18:09:19	Bright	33.500	3	16Alp Boo	-0.050000	4250.0	67	30069	No
267	GOM_NL__2PRFIN20071130_181252_000000582063_00456_30069_5528.N1	30-NOV-2007 18:12:52	Bright	58.000	138	47Eps Vir	2.8280	4700.0	116	30069	No
268	GOM_NL__2PRFIN20071130_181710_000000402063_00456_30069_5529.N1	30-NOV-2007 18:17:10	Bright	40.000	121	29Gam Vir	2.7400	7200.0	80	30069	No
269	GOM_NL__2PRFIN20071130_181839_000000542063_00456_30069_5530.N1	30-NOV-2007 18:18:39	Bright	54.000	15	67Alp Vir	0.97600	28000.	108	30069	No
270	GOM_NL__2PRFIN20071130_182153_000000432063_00456_30069_5531.N1	30-NOV-2007 18:21:53	Twilight	42.500	163	7Del Crv	2.9450	11000.	85	30069	No
271	GOM_NL__2PRFIN20071130_182332_000000422063_00456_30069_5532.N1	30-NOV-2007 18:23:32	Twilight	42.000	106	9Bet Crv	2.6480	5600.0	84	30069	No
272	GOM_NL__2PRFIN20071130_182534_000000372063_00456_30069_5533.N1	30-NOV-2007 18:25:34	Dark	37.000	123	lot Cen	2.7500	10200.	74	30069	No
273	GOM_NL__2PRFIN20071130_183144_000000502063_00456_30069_5534.N1	30-NOV-2007 18:31:44	Dark	49.500	26	Gam Cru	1.6240	2900.0	99	30069	No
274	GOM_NL__2PRFIN20071130_183352_000000432063_00457_30070_5520.N1	30-NOV-2007 18:33:52	Dark	42.500	113	Mu Vel	2.6920	5000.0	85	30070	No
275	GOM_NL__2PRFIN20071130_183552_000000372063_00457_30070_5521.N1	30-NOV-2007 18:35:52	Dark	36.500	124	The Car	2.7640	30000.	73	30070	No
276	GOM_NL__2PRFIN20071130_183840_000000382063_00457_30070_5522.N1	30-NOV-2007 18:38:40	Dark	38.000	29	Bet Car	1.6720	10200.	76	30070	No
277	GOM_NL__2PRFIN20071130_184031_000000472063_00457_30070_5523.N1	30-NOV-2007 18:40:31	Dark	47.000	41	Eps Car	1.8600	4100.0	94	30070	No
278	GOM_NL__2PRFIN20071130_184554_000000572063_00457_30070_5524.N1	30-NOV-2007 18:45:54	Dark	56.500	2	Alp Car	-0.73600	7000.0	113	30070	No

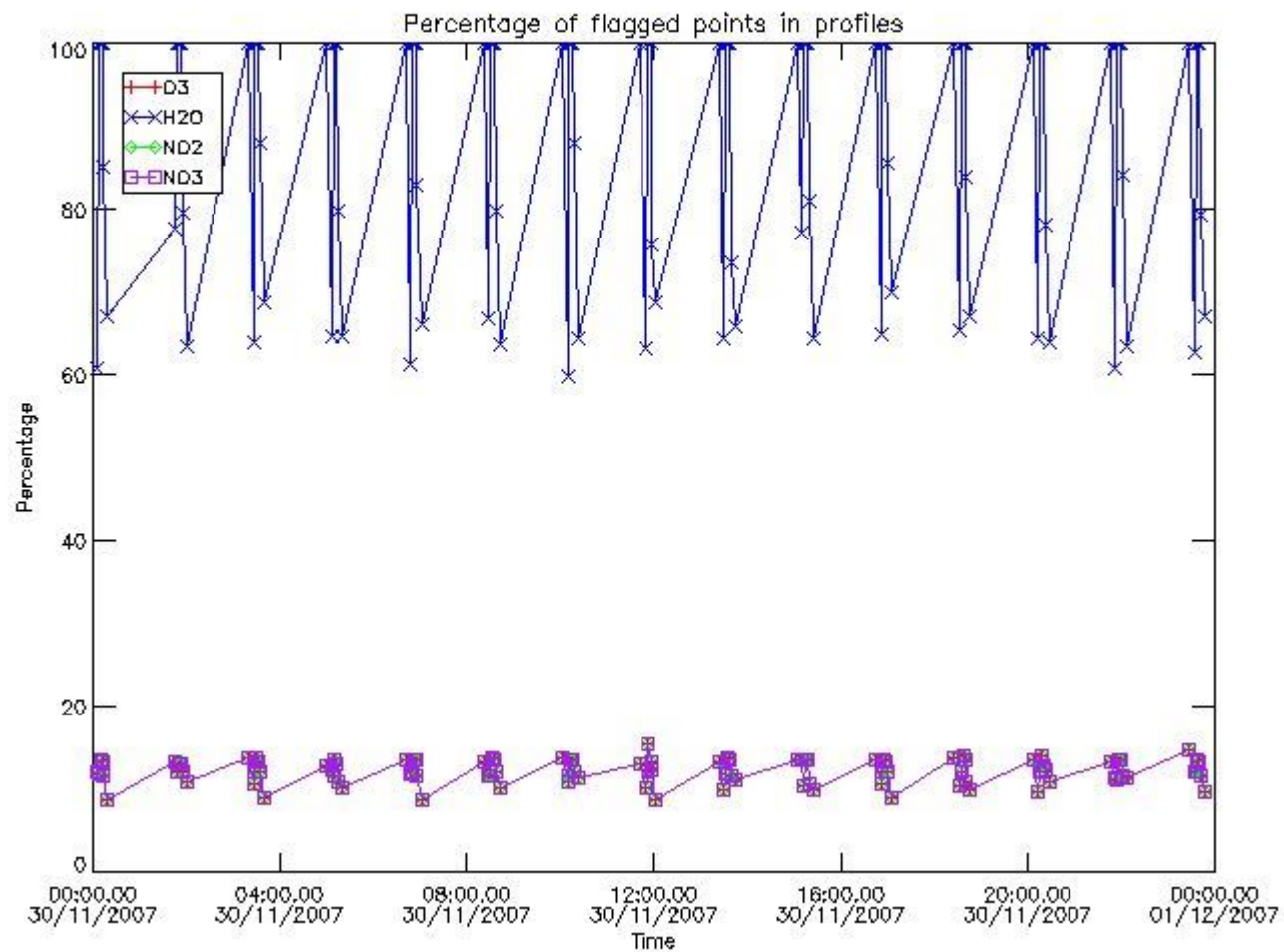
279	GOM_NL__2PRFIN20071130_190010_000000442063_00457_30070_5525.N1	30-NOV-2007 19:00:10	Straylight	43.500	165	34Gam Eri	2.9500	3200.0	87	30070	No
280	GOM_NL__2PRFIN20071130_190532_000000432063_00457_30070_5526.N1	30-NOV-2007 19:05:32	Tw_i_and_stray	42.500	94	92Alp Cet	2.5260	3100.0	85	30070	No
281	GOM_NL__2PRFIN20071130_191122_000000372063_00457_30070_5527.N1	30-NOV-2007 19:11:22	Bright	37.000	146	25Eta Tau	2.8730	15200.	74	30070	No
282	GOM_NL__2PRFIN20071130_191345_000000382063_00457_30070_5528.N1	30-NOV-2007 19:13:45	Bright	37.500	150	44Zet Per	2.8900	28000.	75	30070	No
283	GOM_NL__2PRFIN20071130_191558_000000352063_00457_30070_5529.N1	30-NOV-2007 19:15:58	Bright	34.500	79	26Bet Per	2.3100	13100.	69	30070	No
284	GOM_NL__2PRFIN20071130_191812_000000362063_00457_30070_5530.N1	30-NOV-2007 19:18:12	Bright	36.000	175	39Del Per	3.0100	19400.	72	30070	No
285	GOM_NL__2PRFIN20071130_191931_000000352063_00457_30070_5531.N1	30-NOV-2007 19:19:31	Bright	34.500	160	23Gam Per	2.9300	4700.0	69	30070	No
286	GOM_NL__2PRFIN20071130_192934_000000362063_00457_30070_5532.N1	30-NOV-2007 19:29:34	Bright	36.000	49	1Alp UMi	1.9900	6300.0	72	30070	No
287	GOM_NL__2PRFIN20071130_193413_000000372063_00457_30070_5533.N1	30-NOV-2007 19:34:13	Bright	36.500	60	7Bet UMi	2.0810	3950.0	73	30070	No
288	GOM_NL__2PRFIN20071130_193927_000000382063_00457_30070_5534.N1	30-NOV-2007 19:39:27	Bright	38.000	32	77Eps UMa	1.7630	11000.	76	30070	No
289	GOM_NL__2PRFIN20071130_194130_000000362063_00457_30070_5535.N1	30-NOV-2007 19:41:30	Bright	35.500	39	85Eta UMa	1.8540	24000.	71	30070	No
290	GOM_NL__2PRFIN20071130_194424_000000342063_00457_30070_5536.N1	30-NOV-2007 19:44:24	Bright	34.000	180	27Gam Boo	3.0400	8000.0	68	30070	No
291	GOM_NL__2PRFIN20071130_194955_000000342063_00457_30070_5537.N1	30-NOV-2007 19:49:55	Bright	33.500	3	16Alp Boo	-0.050000	4250.0	67	30070	No
292	GOM_NL__2PRFIN20071130_195328_000000392063_00457_30070_5538.N1	30-NOV-2007 19:53:28	Bright	38.500	138	47Eps Vir	2.8280	4700.0	77	30070	No
293	GOM_NL__2PRFIN20071130_195746_000000282063_00457_30070_5539.N1	30-NOV-2007 19:57:46	Tw_i_and_stray	28.000	121	29Gam Vir	2.7400	7200.0	56	30070	No
294	GOM_NL__2PRFIN20071130_195915_000000542063_00457_30070_5540.N1	30-NOV-2007 19:59:15	Bright	54.000	15	67Alp Vir	0.97600	28000.	108	30070	No
295	GOM_NL__2PRFIN20071130_200230_000000442063_00457_30070_5541.N1	30-NOV-2007 20:02:30	Tw_i_and_stray	44.000	163	7Del Crv	2.9450	11000.	88	30070	No
296	GOM_NL__2PRFIN20071130_200408_000000462063_00457_30070_5542.N1	30-NOV-2007 20:04:08	Twilight	45.500	106	9Bet Crv	2.6480	5600.0	91	30070	No
297	GOM_NL__2PRFIN20071130_200610_000000382063_00457_30070_5543.N1	30-NOV-2007 20:06:10	Dark	38.000	123	lot Cen	2.7500	10200.	76	30070	No
298	GOM_NL__2PRFIN20071130_201220_000000532063_00457_30070_5544.N1	30-NOV-2007 20:12:20	Dark	52.500	26	Gam Cru	1.6240	2900.0	105	30070	No
299	GOM_NL__2PRFIN20071130_201428_000000432063_00458_30071_5539.N1	30-NOV-2007 20:14:28	Dark	42.500	113	Mu Vel	2.6920	5000.0	85	30071	No
300	GOM_NL__2PRFIN20071130_201629_000000372063_00458_30071_5540.N1	30-NOV-2007 20:16:29	Dark	36.500	124	The Car	2.7640	30000.	73	30071	No
301	GOM_NL__2PRFIN20071130_201916_000000402063_00458_30071_5541.N1	30-NOV-2007 20:19:16	Dark	40.000	29	Bet Car	1.6720	10200.	80	30071	No
302	GOM_NL__2PRFIN20071130_202107_000000422063_00458_30071_5542.N1	30-NOV-2007 20:21:07	Dark	41.500	41	Eps Car	1.8600	4100.0	83	30071	No
303	GOM_NL__2PRFIN20071130_202630_000000482063_00458_30071_5543.N1	30-NOV-2007 20:26:30	Dark	47.500	2	Alp Car	-0.73600	7000.0	95	30071	No
304	GOM_NL__2PRFIN20071130_204046_000000442063_00458_30071_5544.N1	30-NOV-2007 20:40:46	Straylight	44.000	165	34Gam Eri	2.9500	3200.0	88	30071	No
305	GOM_NL__2PRFIN20071130_204608_000000472063_00458_30071_5545.N1	30-NOV-2007 20:46:08	Tw_i_and_stray	47.000	94	92Alp Cet	2.5260	3100.0	94	30071	No
306	GOM_NL__2PRFIN20071130_205158_000000372063_00458_30071_5546.N1	30-NOV-2007 20:51:58	Bright	37.000	146	25Eta Tau	2.8730	15200.	74	30071	No
307	GOM_NL__2PRFIN20071130_205421_000000382063_00458_30071_5547.N1	30-NOV-2007 20:54:21	Bright	37.500	150	44Zet Per	2.8900	28000.	75	30071	No
308	GOM_NL__2PRFIN20071130_205634_000000372063_00458_30071_5548.N1	30-NOV-2007 20:56:34	Bright	37.000	79	26Bet Per	2.3100	13100.	74	30071	No
309	GOM_NL__2PRFIN20071130_205848_000000352063_00458_30071_5549.N1	30-NOV-2007 20:58:48	Bright	35.000	175	39Del Per	3.0100	19400.	70	30071	No
310	GOM_NL__2PRFIN20071130_210006_000000352063_00458_30071_5550.N1	30-NOV-2007 21:00:06	Bright	35.000	160	23Gam Per	2.9300	4700.0	70	30071	No
311	GOM_NL__2PRFIN20071130_211009_000000362063_00458_30071_5551.N1	30-NOV-2007 21:10:09	Bright	35.500	49	1Alp UMi	1.9900	6300.0	71	30071	No
312	GOM_NL__2PRFIN20071130_211449_000000372063_00458_30071_5552.N1	30-NOV-2007 21:14:49	Bright	36.500	60	7Bet UMi	2.0810	3950.0	73	30071	No
313	GOM_NL__2PRFIN20071130_212003_000000402063_00458_30071_5553.N1	30-NOV-2007 21:20:03	Bright	39.500	32	77Eps UMa	1.7630	11000.	79	30071	No
314	GOM_NL__2PRFIN20071130_212206_000000372063_00458_30071_5554.N1	30-NOV-2007 21:22:06	Bright	37.000	39	85Eta UMa	1.8540	24000.	74	30071	No
315	GOM_NL__2PRFIN20071130_212500_000000352063_00458_30071_5555.N1	30-NOV-2007 21:25:00	Bright	35.000	180	27Gam Boo	3.0400	8000.0	70	30071	No
316	GOM_NL__2PRFIN20071130_213031_000000342063_00458_30071_5556.N1	30-NOV-2007 21:30:31	Bright	33.500	3	16Alp Boo	-0.050000	4250.0	67	30071	No
317	GOM_NL__2PRFIN20071130_213404_000000392063_00458_30071_5557.N1	30-NOV-2007 21:34:04	Bright	39.000	138	47Eps Vir	2.8280	4700.0	78	30071	No
318	GOM_NL__2PRFIN20071130_213823_000000282063_00458_30071_5558.N1	30-NOV-2007 21:38:23	Tw_i_and_stray	28.000	121	29Gam Vir	2.7400	7200.0	56	30071	No
319	GOM_NL__2PRFIN20071130_213951_000000402063_00458_30071_5559.N1	30-NOV-2007 21:39:51	Bright	39.500	15	67Alp Vir	0.97600	28000.	79	30071	No
320	GOM_NL__2PRFIN20071130_214307_000000442063_00458_30071_5560.N1	30-NOV-2007 21:43:07	Tw_i_and_stray	43.500	163	7Del Crv	2.9450	11000.	87	30071	No
321	GOM_NL__2PRFIN20071130_214445_000000432063_00458_30071_5561.N1	30-NOV-2007 21:44:45	Twilight	43.000	106	9Bet Crv	2.6480	5600.0	86	30071	No
322	GOM_NL__2PRFIN20071130_214647_000000392063_00458_30071_5562.N1	30-NOV-2007 21:46:47	Dark	38.500	123	lot Cen	2.7500	10200.	77	30071	No
323	GOM_NL__2PRFIN20071130_215256_000000452063_00458_30071_5563.N1	30-NOV-2007 21:52:56	Dark	45.000	26	Gam Cru	1.6240	2900.0	90	30071	No
324	GOM_NL__2PRFIN20071130_215505_000000462063_00459_30072_5552.N1	30-NOV-2007 21:55:05	Dark	45.500	113	Mu Vel	2.6920	5000.0	91	30072	No
325	GOM_NL__2PRFIN20071130_215705_000000382063_00459_30072_5553.N1	30-NOV-2007 21:57:05	Dark	38.000	124	The Car	2.7640	30000.	76	30072	No
326	GOM_NL__2PRFIN20071130_215952_000000382063_00459_30072_5554.N1	30-NOV-2007 21:59:52	Dark	37.500	29	Bet Car	1.6720	10200.	75	30072	No
327	GOM_NL__2PRFIN20071130_220144_000000452063_00459_30072_5555.N1	30-NOV-2007 22:01:44	Dark	44.500	41	Eps Car	1.8600	4100.0	89	30072	No
328	GOM_NL__2PRFIN20071130_220706_000000502063_00459_30072_5556.N1	30-NOV-2007 22:07:06	Dark	49.500	2	Alp Car	-0.73600	7000.0	99	30072	No
329	GOM_NL__2PRFIN20071130_222122_000000462063_00459_30072_5557.N1	30-NOV-2007 22:21:22	Straylight	46.000	165	34Gam Eri	2.9500	3200.0	92	30072	No
330	GOM_NL__2PRFIN20071130_222644_000000432063_00459_30072_5558.N1	30-NOV-2007 22:26:44	Tw_i_and_stray	42.500	94	92Alp Cet	2.5260	3100.0	85	30072	No
331	GOM_NL__2PRFIN20071130_223234_000000372063_00459_30072_5559.N1	30-NOV-2007 22:32:34	Bright	37.000	146	25Eta Tau	2.8730	15200.	74	30072	No
332	GOM_NL__2PRFIN20071130_223456_000000372063_00459_30072_5560.N1	30-NOV-2007 22:34:56	Bright	37.000	150	44Zet Per	2.8900	28000.	74	30072	No
333	GOM_NL__2PRFIN20071130_223709_000000362063_00459_30072_5561.N1	30-NOV-2007 22:37:09	Bright	36.000	79	26Bet Per	2.3100	13100.	72	30072	No
334	GOM_NL__2PRFIN20071130_223923_000000362063_00459_30072_5562.N1	30-NOV-2007 22:39:23	Bright	35.500	175	39Del Per	3.0100	19400.	71	30072	No
335	GOM_NL__2PRFIN20071130_224042_000000362063_00459_30072_5563.N1	30-NOV-2007 22:40:42	Bright	35.500	160	23Gam Per	2.9300	4700.0	71	30072	No
336	GOM_NL__2PRFIN20071130_225045_000000342063_00459_30072_5564.N1	30-NOV-2007 22:50:45	Bright	34.000	49	1Alp UMi	1.9900	6300.0	68	30072	No
337	GOM_NL__2PRFIN20071130_225525_000000382063_00459_30072_5565.N1	30-NOV-2007 22:55:25	Bright	38.000	60	7Bet UMi	2.0810	3950.0	76	30072	No

338	GOM_NL__2PRFIN20071130_230039_000000402063_00459_30072_5566.N1	30-NOV-2007 23:00:39	Bright	40.000	32	77Eps UMa	1.7630	11000.	80	30072	No
339	GOM_NL__2PRFIN20071130_230242_000000372063_00459_30072_5567.N1	30-NOV-2007 23:02:42	Bright	37.000	39	85Eta UMa	1.8540	24000.	74	30072	No
340	GOM_NL__2PRFIN20071130_230536_000000342063_00459_30072_5568.N1	30-NOV-2007 23:05:36	Bright	34.000	180	27Gam Boo	3.0400	8000.0	68	30072	No
341	GOM_NL__2PRFIN20071130_231107_000000342063_00459_30072_5569.N1	30-NOV-2007 23:11:07	Bright	33.500	3	16Alp Boo	-0.050000	4250.0	67	30072	No
342	GOM_NL__2PRFIN20071130_231441_000000412063_00459_30072_5570.N1	30-NOV-2007 23:14:41	Bright	41.000	138	47Eps Vir	2.8280	4700.0	82	30072	No
343	GOM_NL__2PRFIN20071130_232028_000000392063_00459_30072_5571.N1	30-NOV-2007 23:20:28	Bright	39.000	15	67Alp Vir	0.97600	28000.	78	30072	No
344	GOM_NL__2PRFIN20071130_232343_000000442063_00459_30072_5572.N1	30-NOV-2007 23:23:43	Twilight	43.500	163	7Del Crv	2.9450	11000.	87	30072	No
345	GOM_NL__2PRFIN20071130_232521_000000482063_00459_30072_5573.N1	30-NOV-2007 23:25:21	Twilight	47.500	106	9Bet Crv	2.6480	5600.0	95	30072	No
346	GOM_NL__2PRFIN20071130_232723_000000382063_00459_30072_5574.N1	30-NOV-2007 23:27:23	Dark	38.000	123	1ot Cen	2.7500	10200.	76	30072	No
347	GOM_NL__2PRFIN20071130_233332_000000422063_00459_30072_5575.N1	30-NOV-2007 23:33:32	Dark	42.000	26	Gam Cru	1.6240	2900.0	84	30072	No
348	GOM_NL__2PRFIN20071130_233542_000000422063_00460_30073_5567.N1	30-NOV-2007 23:35:42	Dark	42.000	113	Mu Vel	2.6920	5000.0	84	30073	No
349	GOM_NL__2PRFIN20071130_233741_000000382063_00460_30073_5568.N1	30-NOV-2007 23:37:41	Dark	37.500	124	The Car	2.7640	30000.	75	30073	No
350	GOM_NL__2PRFIN20071130_234029_000000392063_00460_30073_5569.N1	30-NOV-2007 23:40:29	Dark	38.500	29	Bet Car	1.6720	10200.	77	30073	No
351	GOM_NL__2PRFIN20071130_234220_000000442063_00460_30073_5570.N1	30-NOV-2007 23:42:20	Dark	44.000	41	Eps Car	1.8600	4100.0	88	30073	No
352	GOM_NL__2PRFIN20071130_234743_000000582063_00460_30073_5571.N1	30-NOV-2007 23:47:43	Dark	58.000	2	Alp Car	-0.73600	7000.0	116	30073	No

### 3. Quality information per product

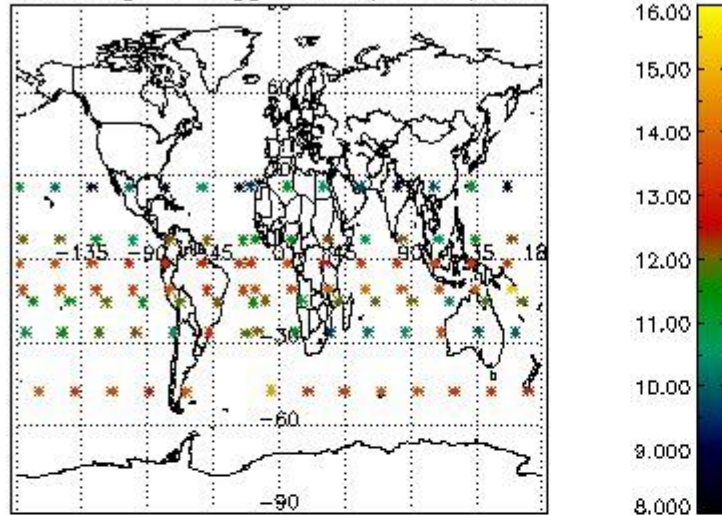
In this section it is plotted some information contained in the Quality Summary data set of the level 2 products. Only products in dark limb conditions and without errors (error flag in the MPH set to "0") are used.

#### 3.1 Plot quality information per product (time dependant)

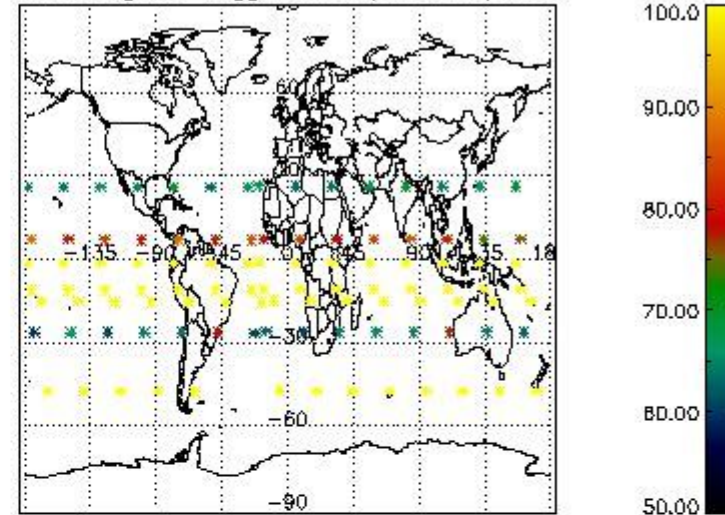


### 3.2 Plot quality information per product (world map)

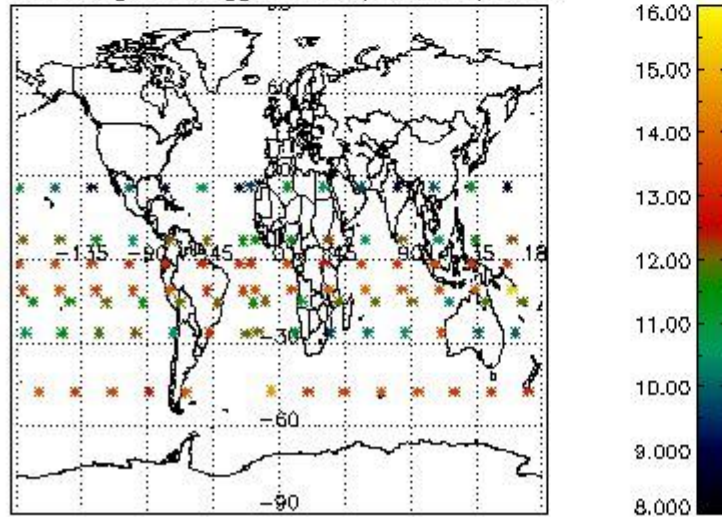
Percentage of flagged data per O3 profile



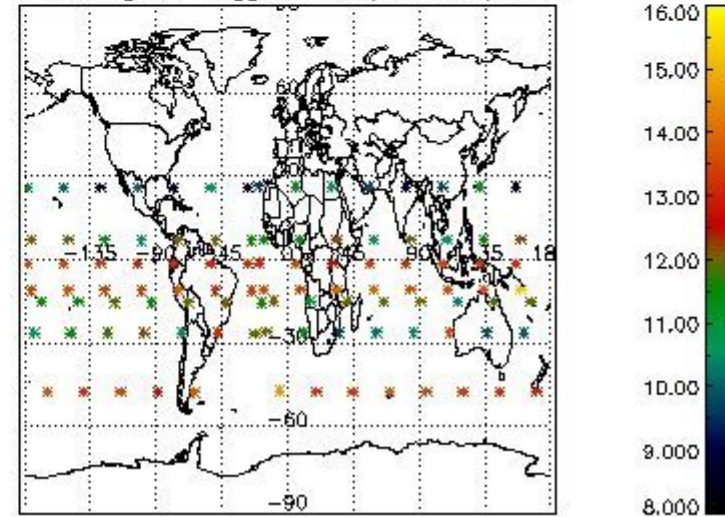
Percentage of flagged data per H2O profile



Percentage of flagged data per NO2 profile



Percentage of flagged data per NO3 profile

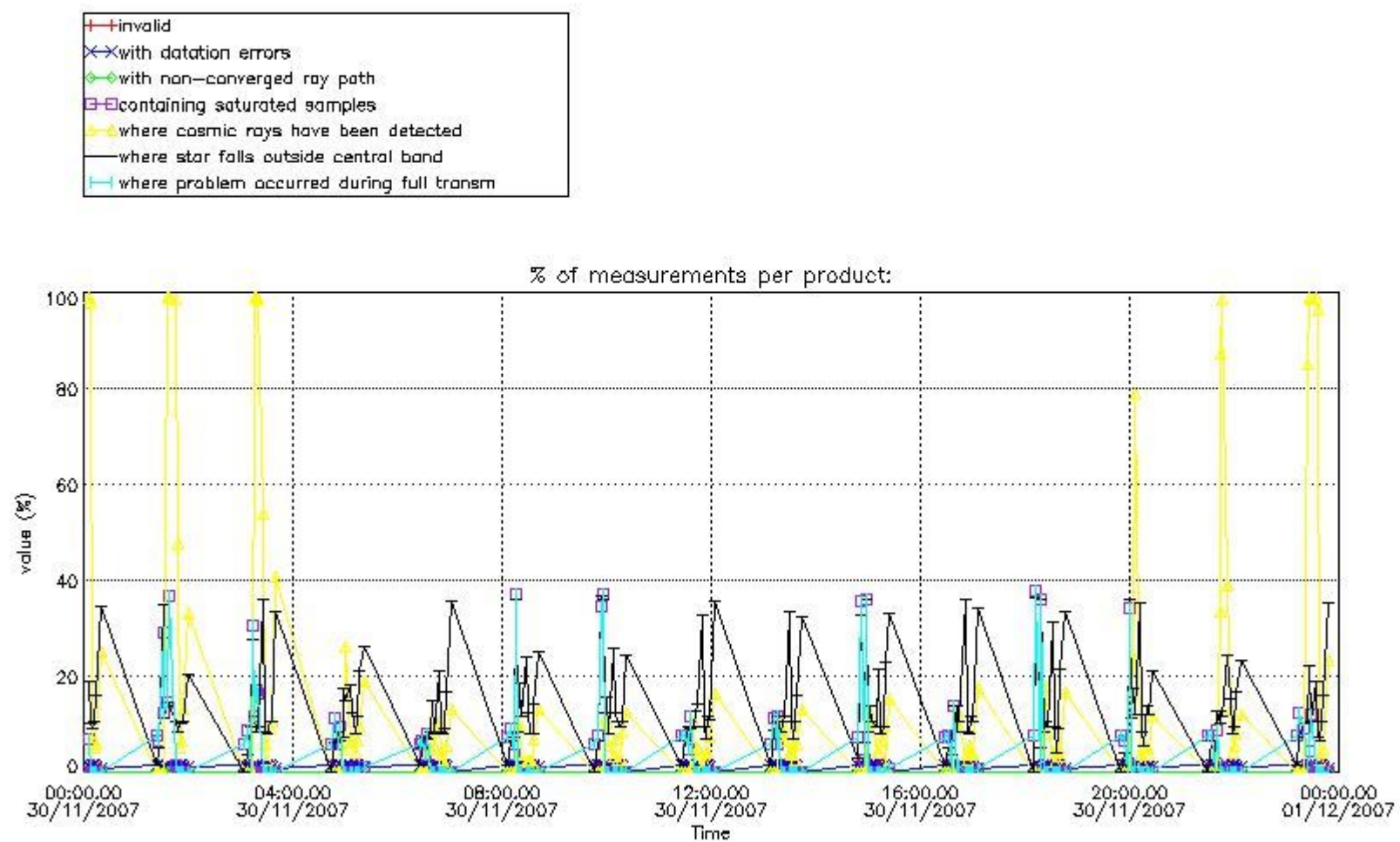


### 4. Level 1 quality information per product

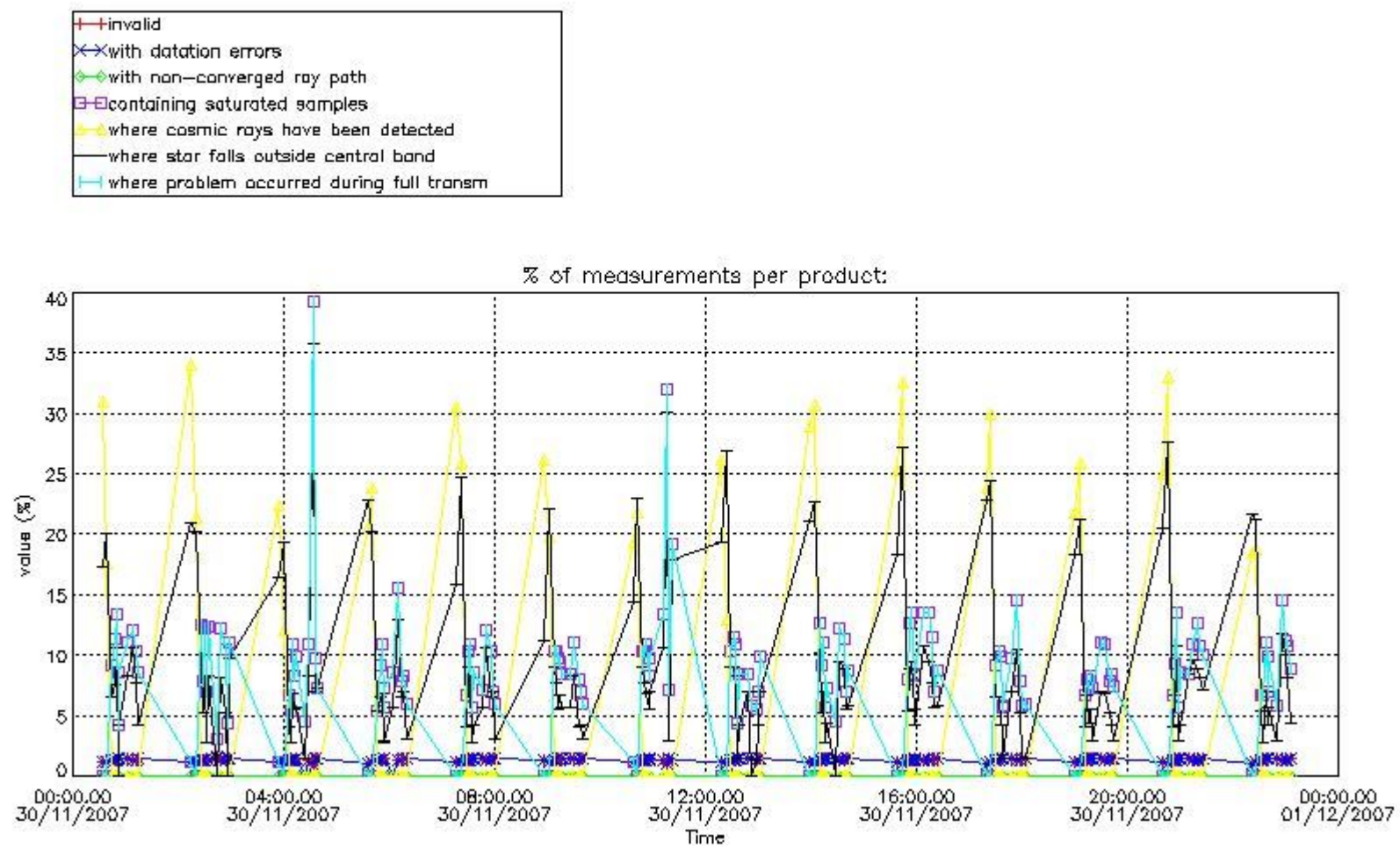
In this section it is plotted some information contained in the Quality Summary data set of the level 2 products that comes from the level 1b processing. Products without errors (error flag in the MPH set to "0") are used.

#### 4.1 Plot quality information per product (time dependant) coming from level 1b processing

##### 4.1.1 Plot level 1 quality information per product (time dependant): ENVISAT ASCENDING passes



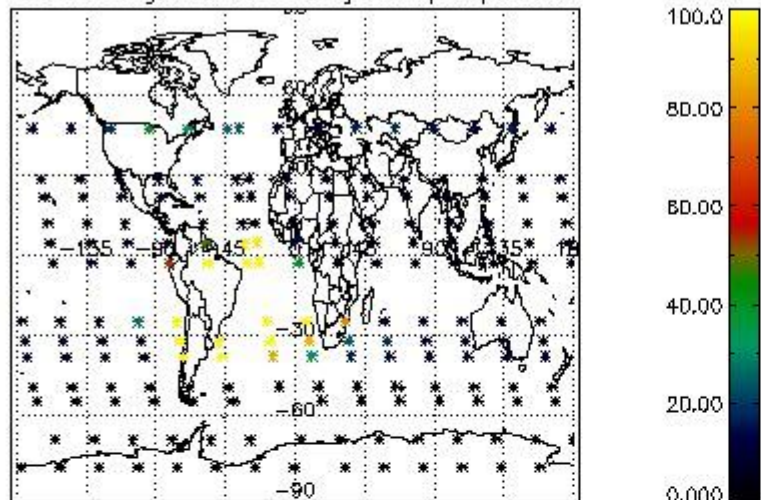
4.1.2 Plot level 1 quality information per product (time dependant): ENVISAT DESCENDING passes



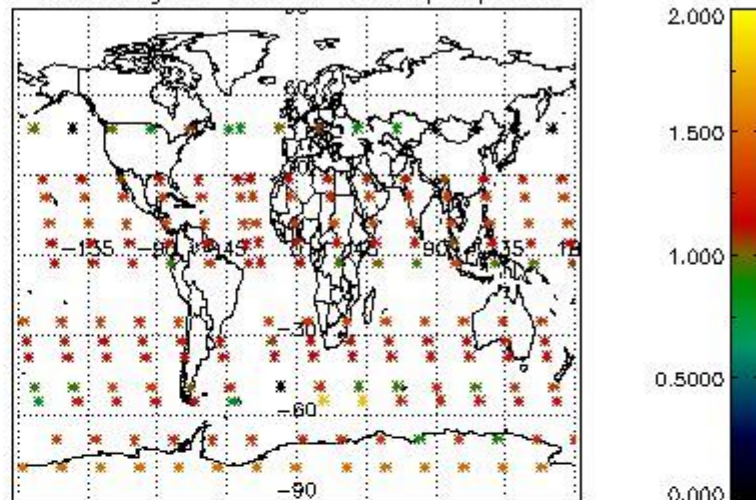
*4.2 Plot quality information per product coming from level 1b processing (world map)*

*4.2.1 Plot level 1 quality information per product (world map): ENVISAT ASCENDING passes*

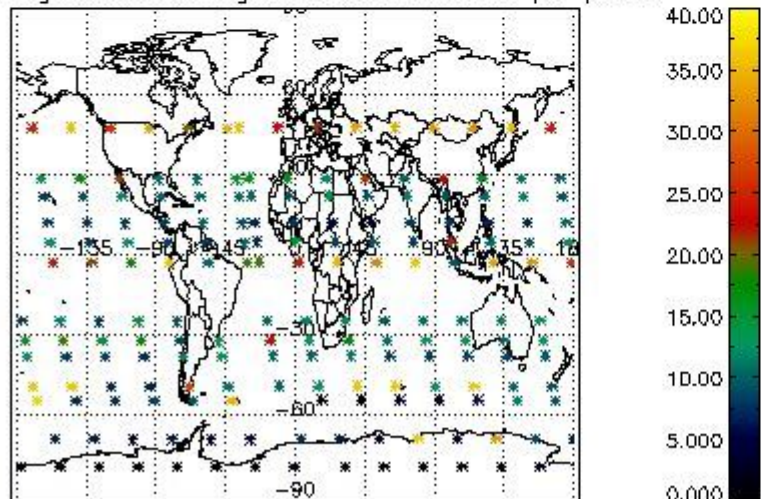
Percentage of cosmic ray hits per profile



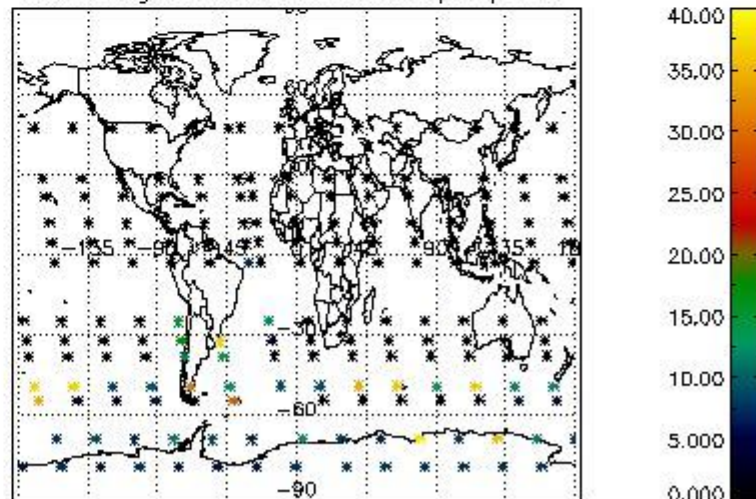
Percentage of datation errors per profile



Percentage of star falling outside central band per profile

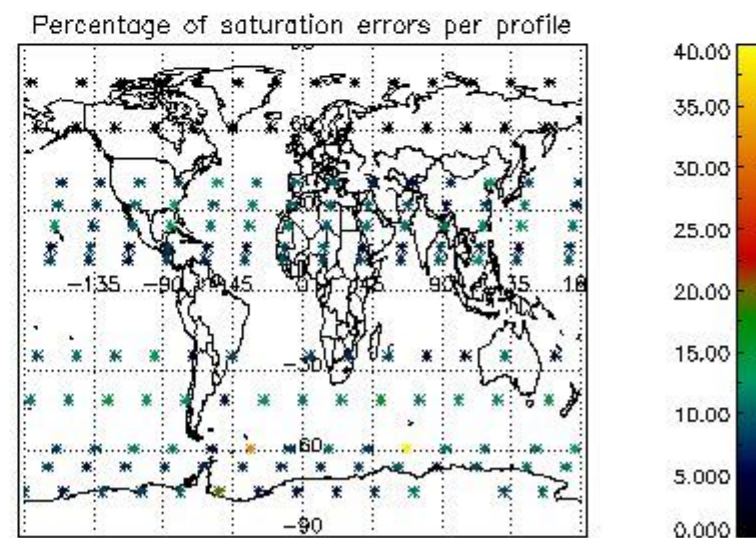
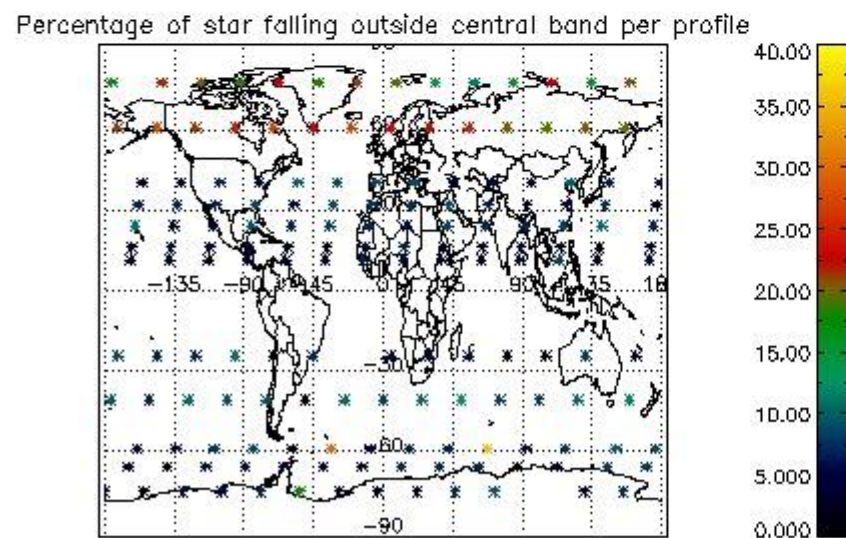
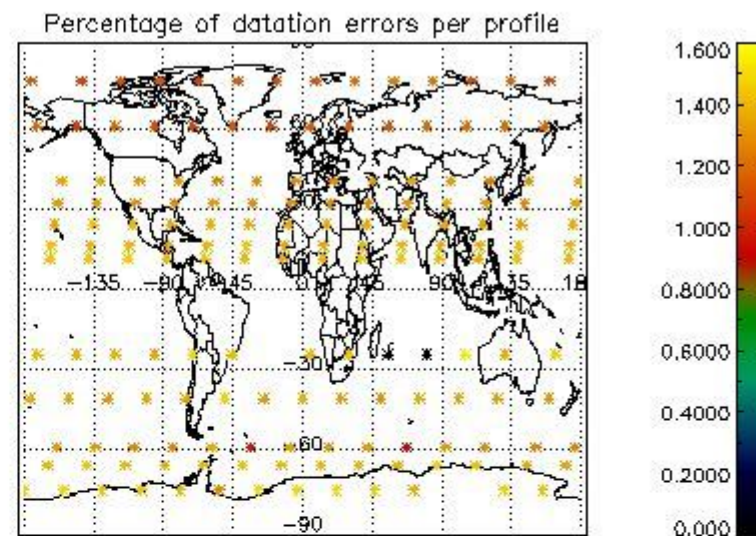
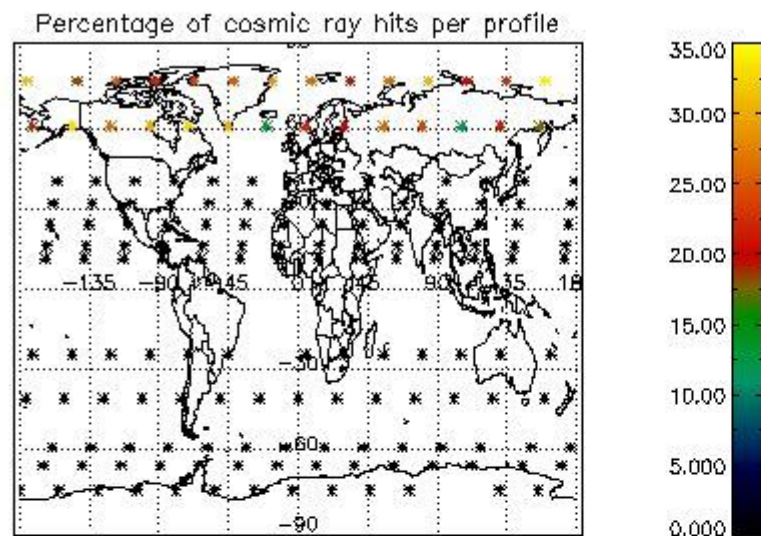


Percentage of saturation errors per profile



4.2.2 Plot level 1 quality information per product (world map): ENVISAT DESCENDING passes





## 5. Trace gas profiles

### 5.1 Ozone statistics based on quality of products

The final quality of the products can be "measured" using the STD (Standard Deviation) attached to every point profile. This information is written to the parameter GOM\_NL\_\_2P/NL\_LOCAL\_SPECIES\_DENSITY/o3\_std of the level 2 products. The table below shows the statistics for given STD ranges.

The statistics are given with respect to the overall valid production:

- Products without fatal errors: GOM\_NL\_\_2P/MPH/PRODUCT\_ERR=0
- Valid point profile: GOM\_NL\_\_2P/NL\_LOCAL\_SPECIES\_DENSITY/pcd(0)=0

The 'Criteria' is applied to valid points of dark limb products:

- Products in dark limb illumination condition: GOM\_NL\_\_2P/NL\_SUMMARY\_QUALITY/obs\_ill\_cond=0
- Products without fatal errors: GOM\_NL\_\_2P/MPH/PRODUCT\_ERR=0
- Valid point profile: GOM\_NL\_\_2P/NL\_LOCAL\_SPECIES\_DENSITY/pcd(0)=0

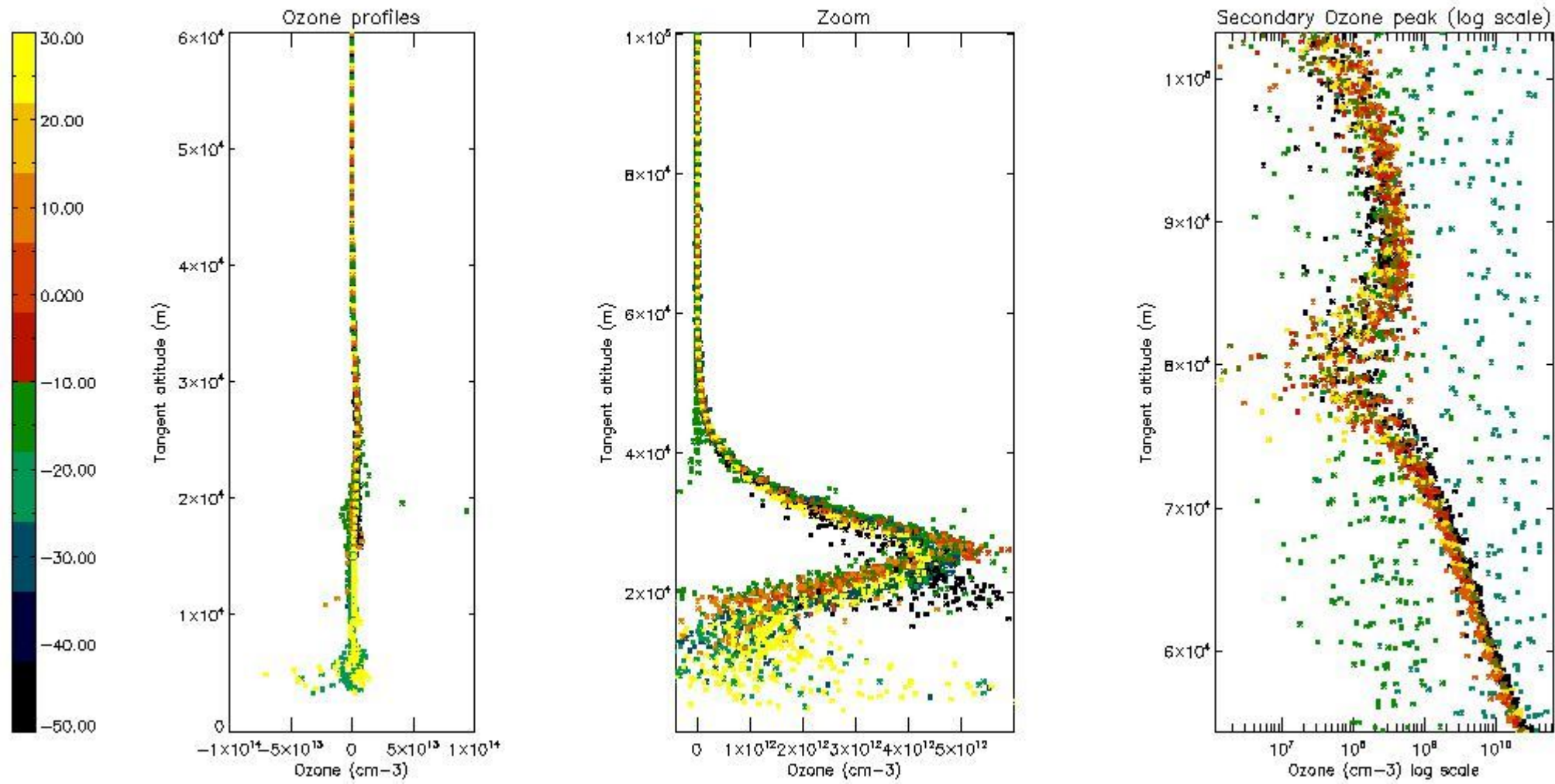
So, the table below shows the percentage of dark limb and valid observations for each criteria with respect to the overall valid daily observations.

Criteria	% of total production
All STD	32
STD < 20	16

STD < 10	12
STD < 5	6

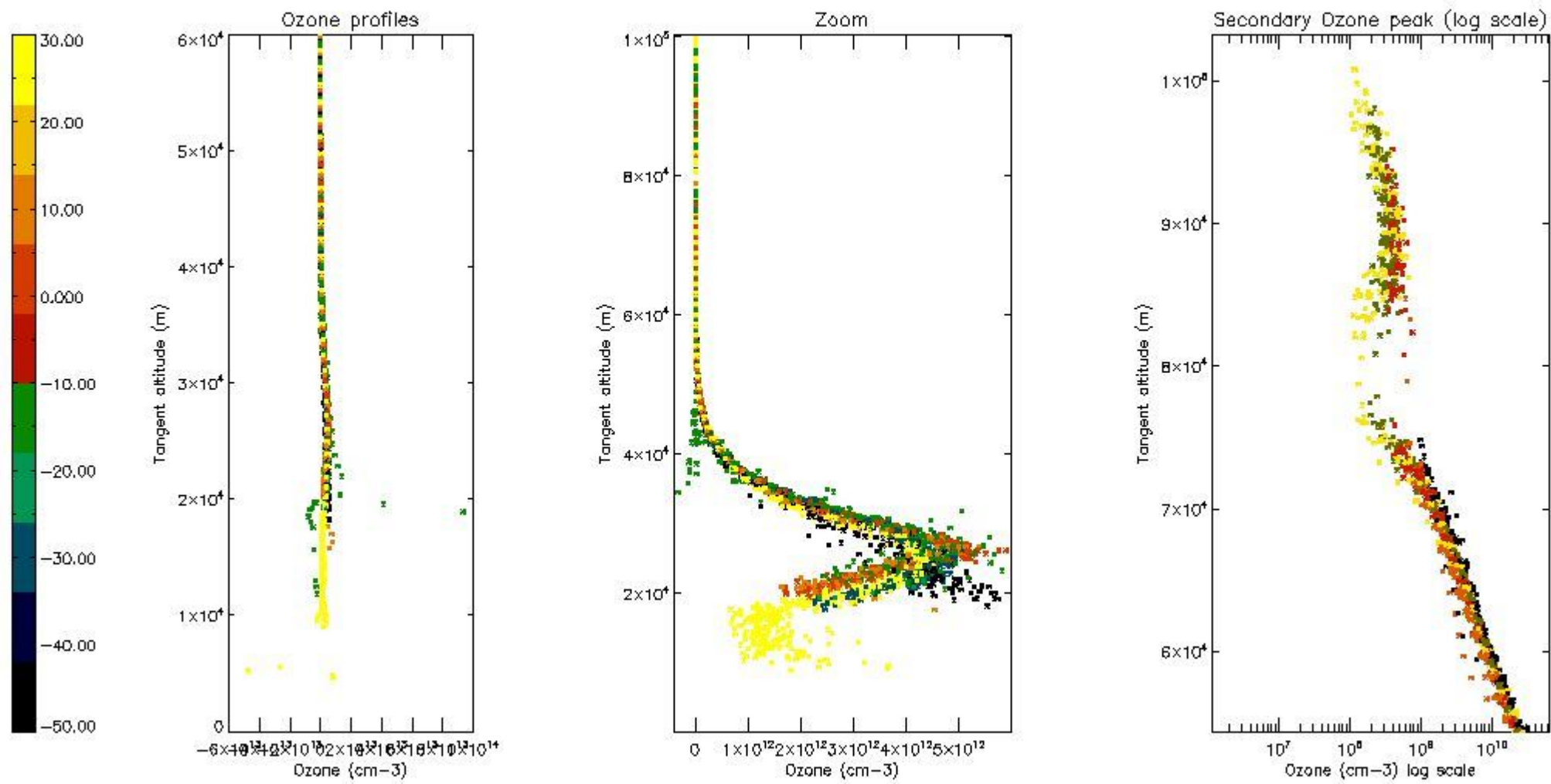
5.2 Plot ozone profiles for all STD (dark without errors)

The colorbar represents the latitude.



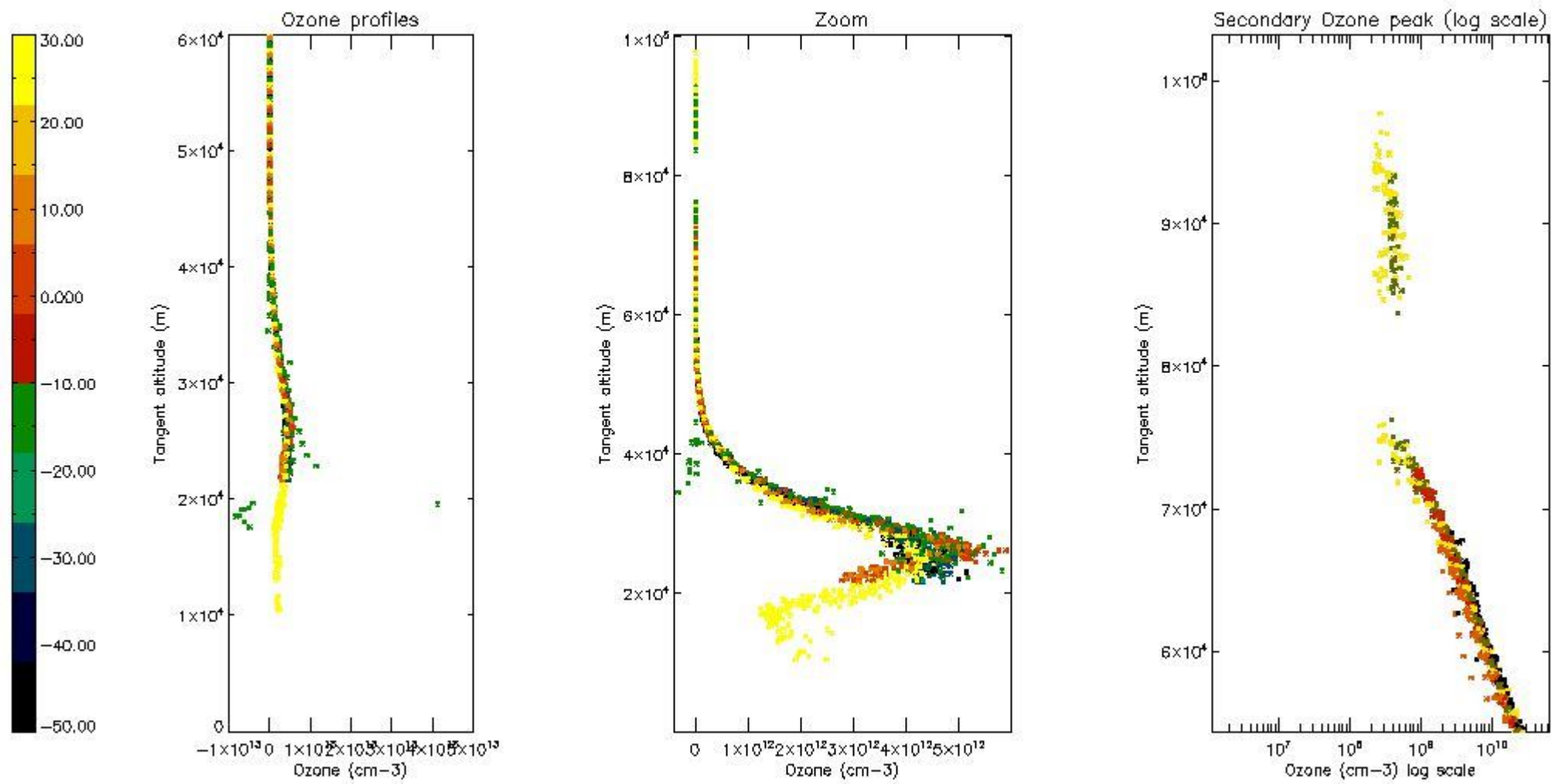
5.3 Plot ozone profiles where STD < 20% (dark without errors)

The colorbar represents the latitude.



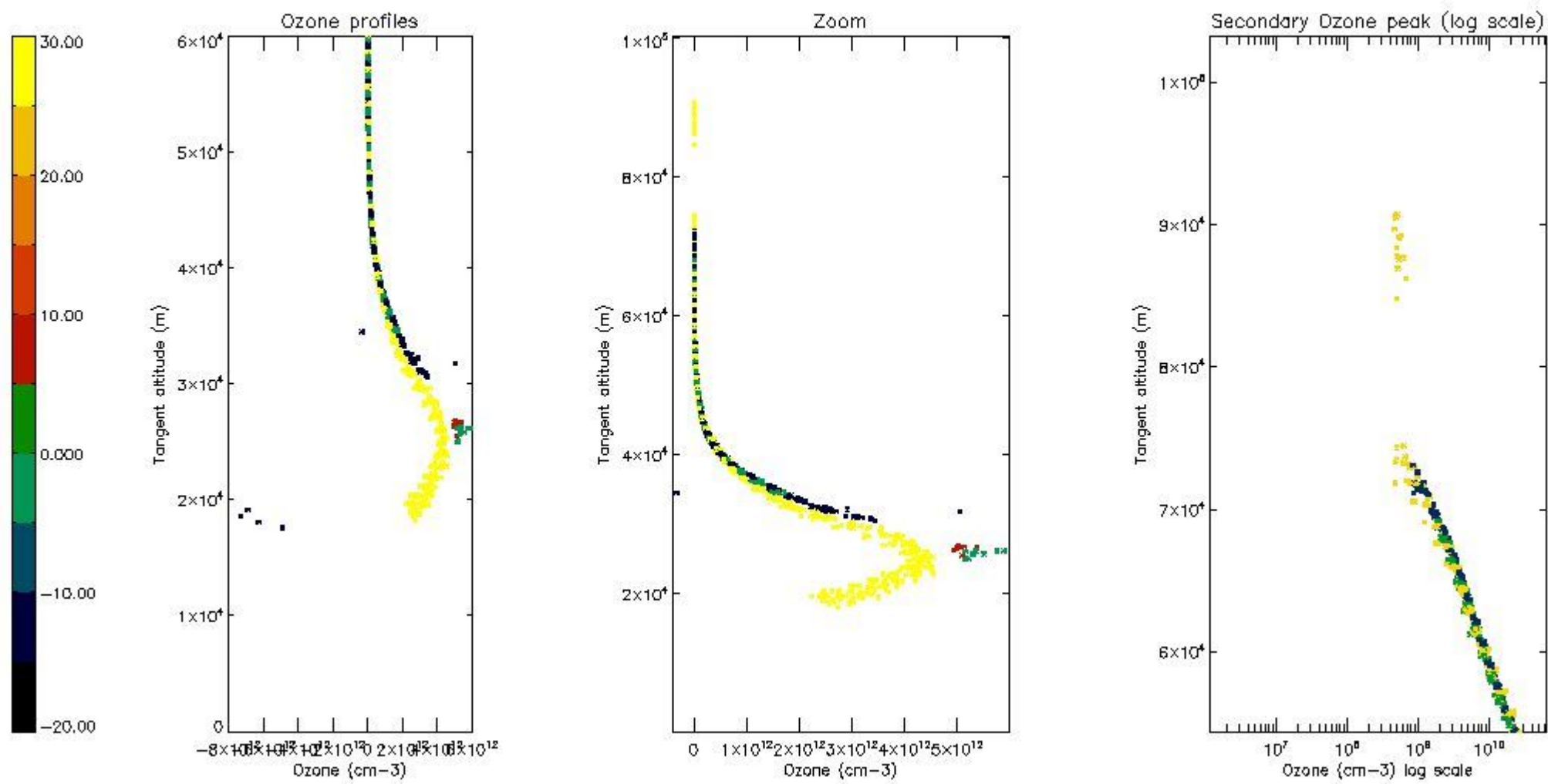
5.4 Plot ozone profiles where  $STD < 10\%$  (dark without errors)

The colorbar represents the latitude.



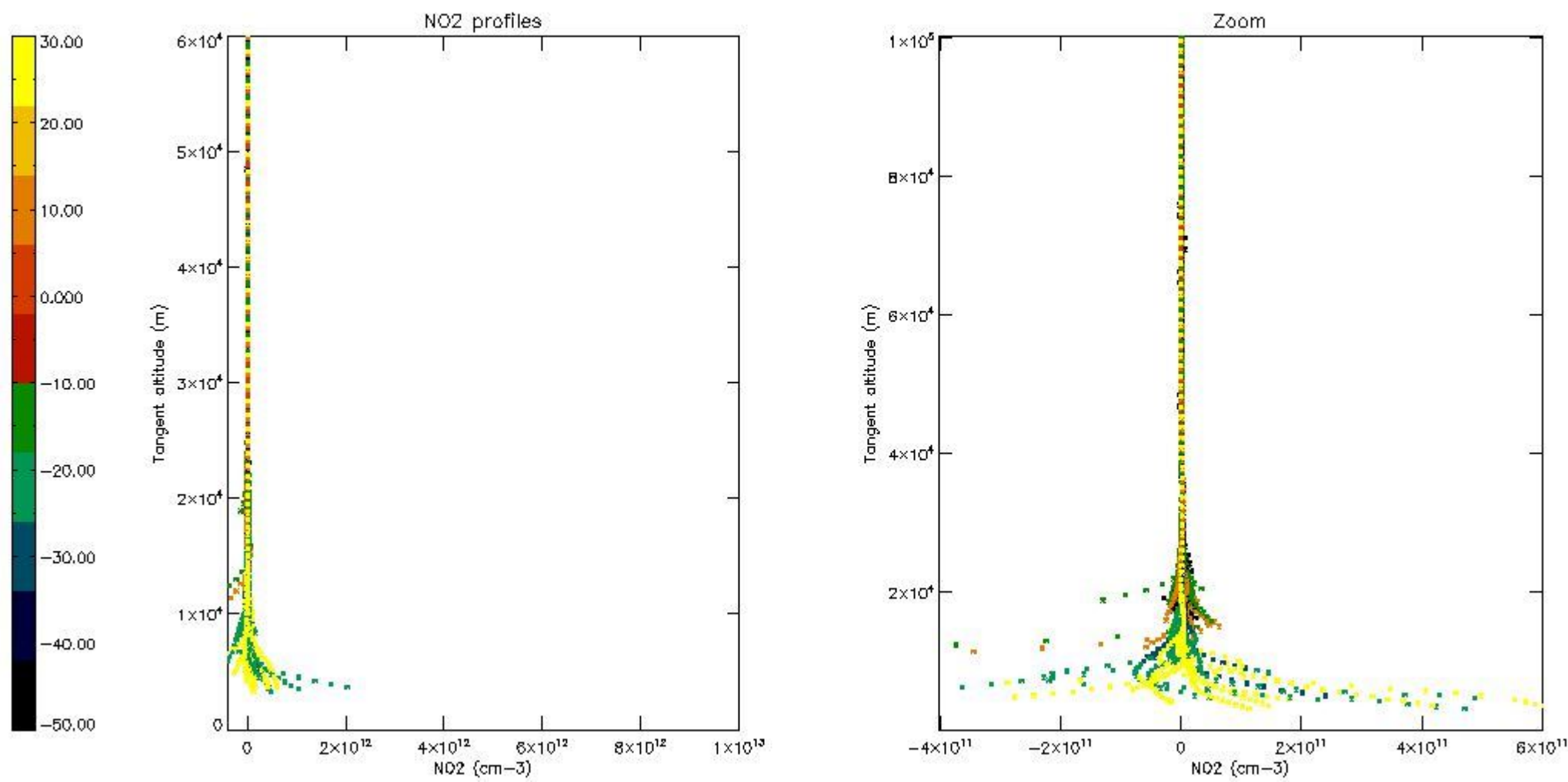
*5.5 Plot ozone profiles where STD < 5% (dark without errors)*

The colorbar represents the latitude.



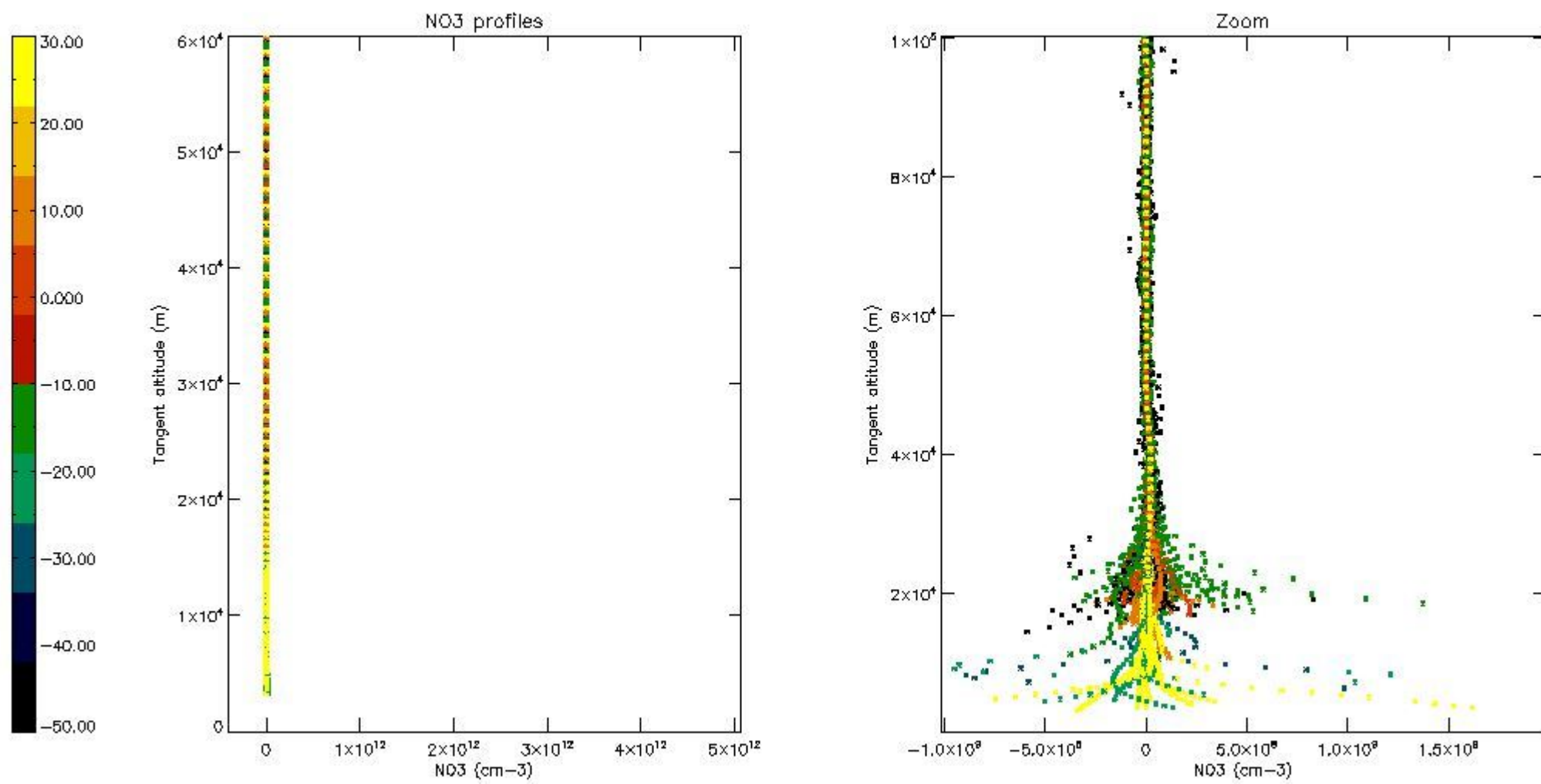
*5.6 Plot NO<sub>2</sub> profiles for all STD (dark without errors)*

The colorbar represents the latitude.



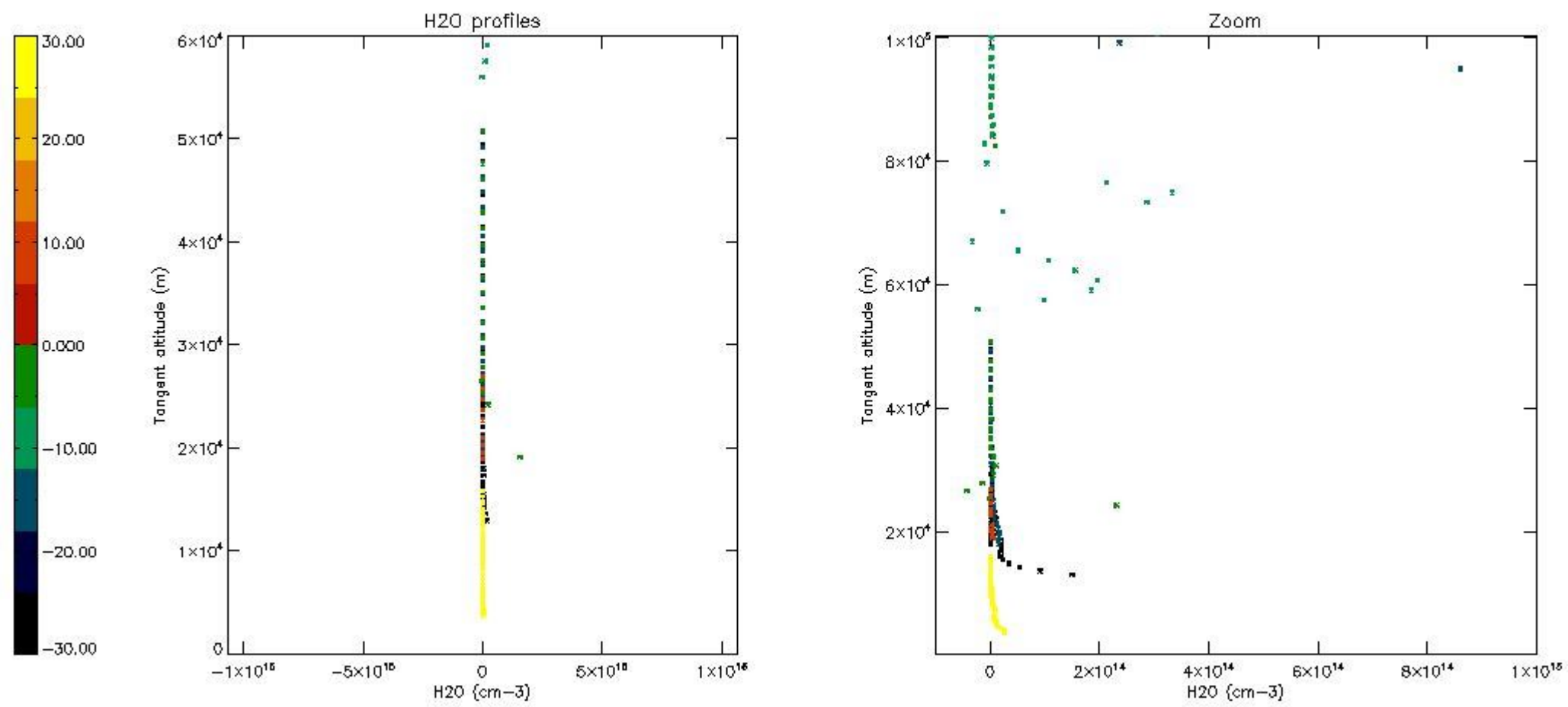
*5.7 Plot NO3 profiles for all STD (dark without errors)*

The colorbar represents the latitude.



*5.8 Plot H2O profiles for all STD (only for occultations of stars 1,2,3,4,13,14,16,26,63 dark without errors)*

The colorbar represents the latitude.

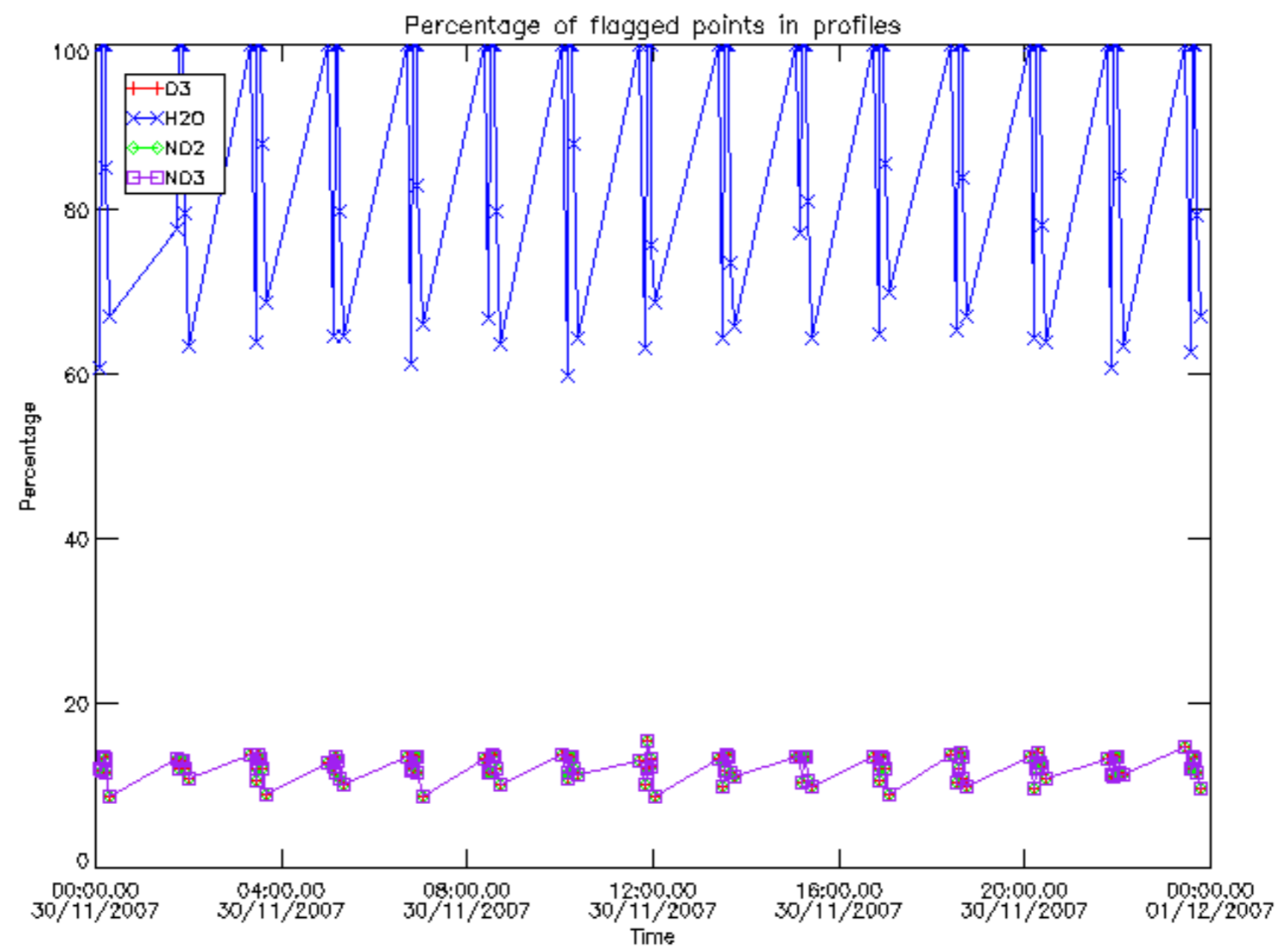


## 6. Auxiliary Data Files used for the production reported in section 2

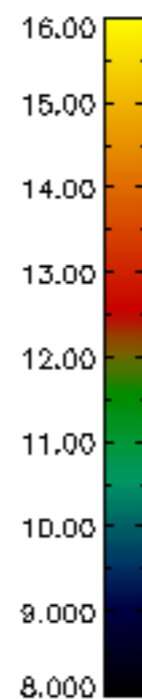
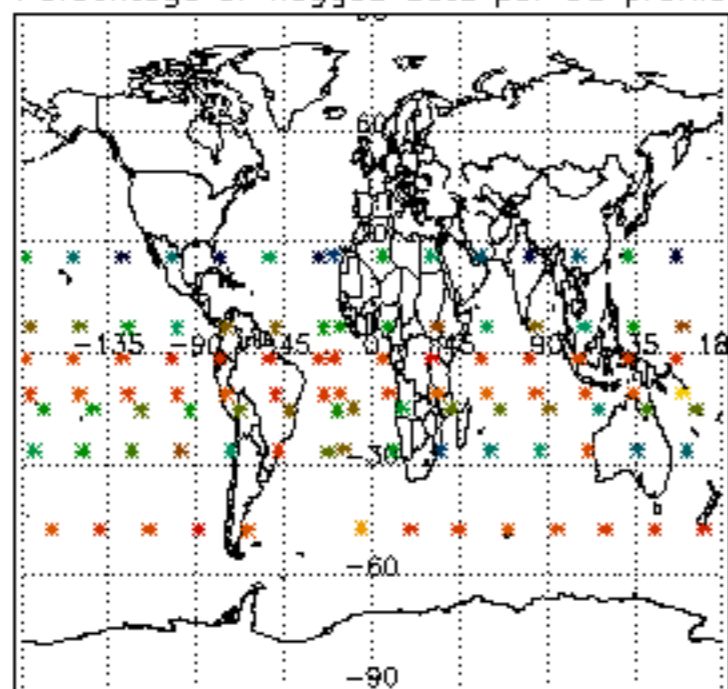
The number reported in the third column indicates since which file (see list in section 2) the corresponding auxiliary file has been used. The fourth column is the date of those product files.

Type	Auxiliary Filename	Used since product	Used since product date
INST_PHYS_CHARACTERISTICS	GOM_INS_AXVIEC20091111_143220_20030716_120000_20500101_000000	1	30-NOV-2007 00:05:04
LEVEL-2_PROC_CONFIG	GOM_PR2_AXVIEC20091111_152718_20020301_000000_20500101_000000	1	30-NOV-2007 00:05:04
CROSS_SECTIONS_FILE	GOM_CRS_AXVIEC20091111_154832_20020301_000000_20500101_000000	1	30-NOV-2007 00:05:04

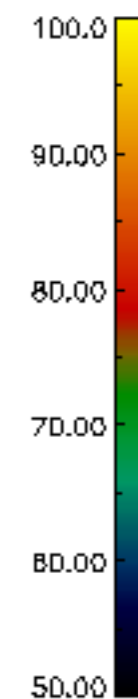
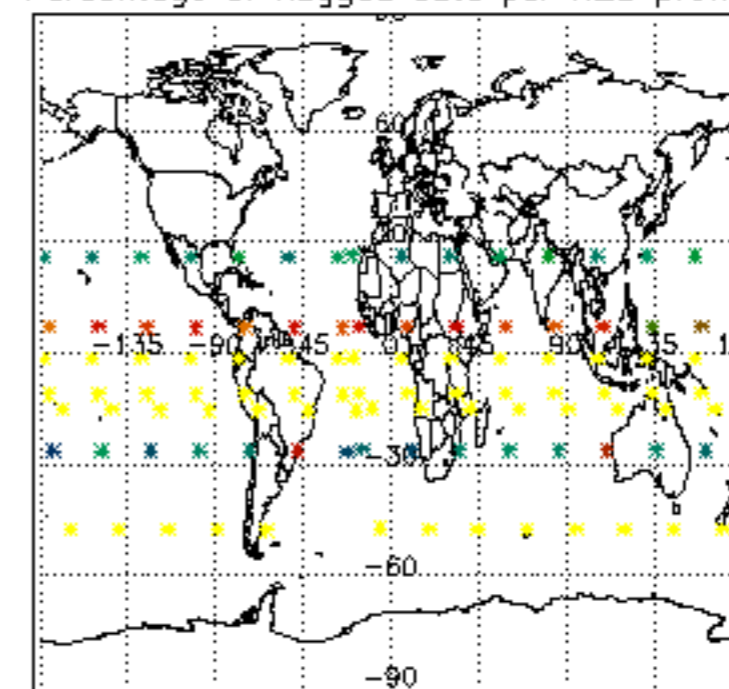




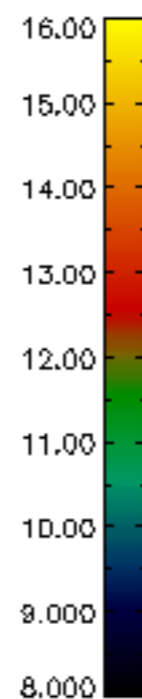
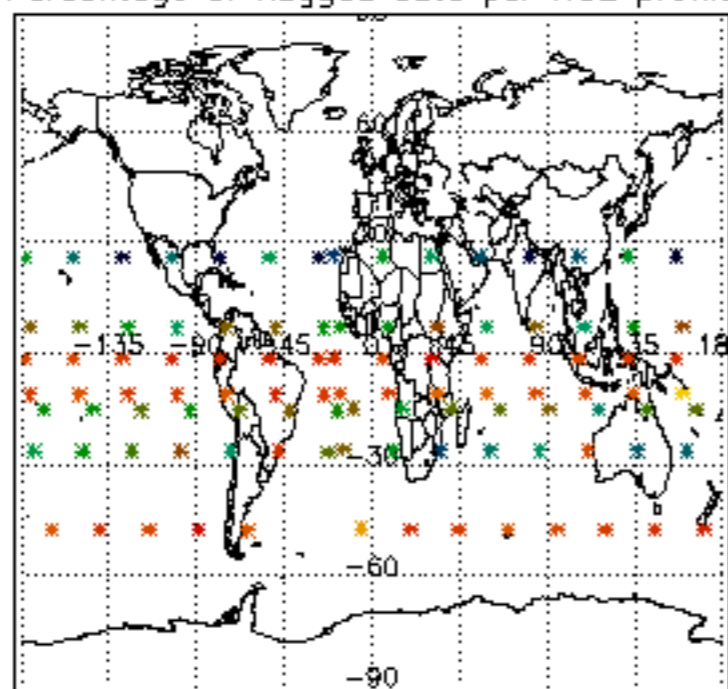
Percentage of flagged data per D3 profile



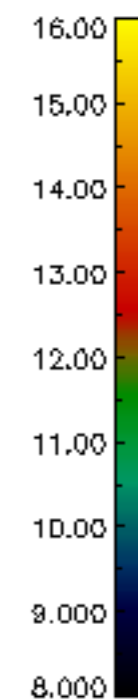
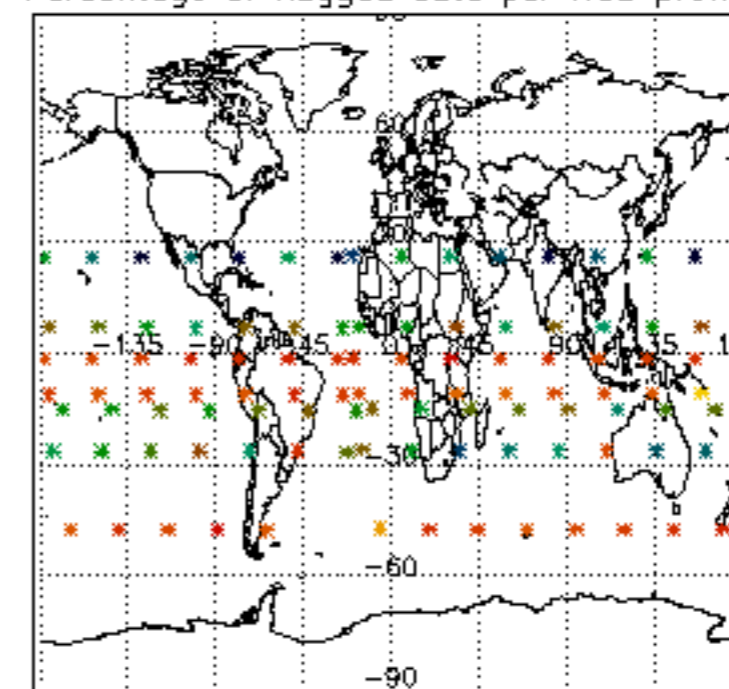
Percentage of flagged data per H2O profile

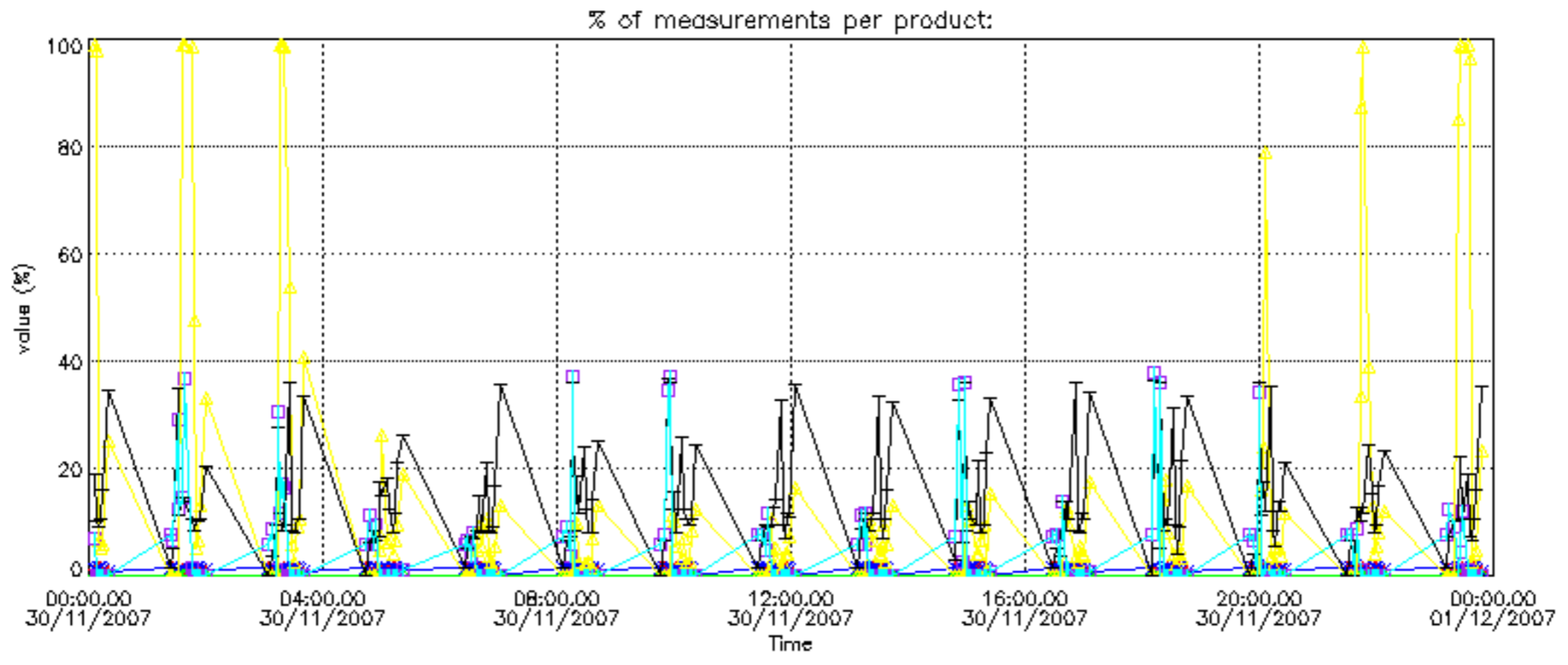


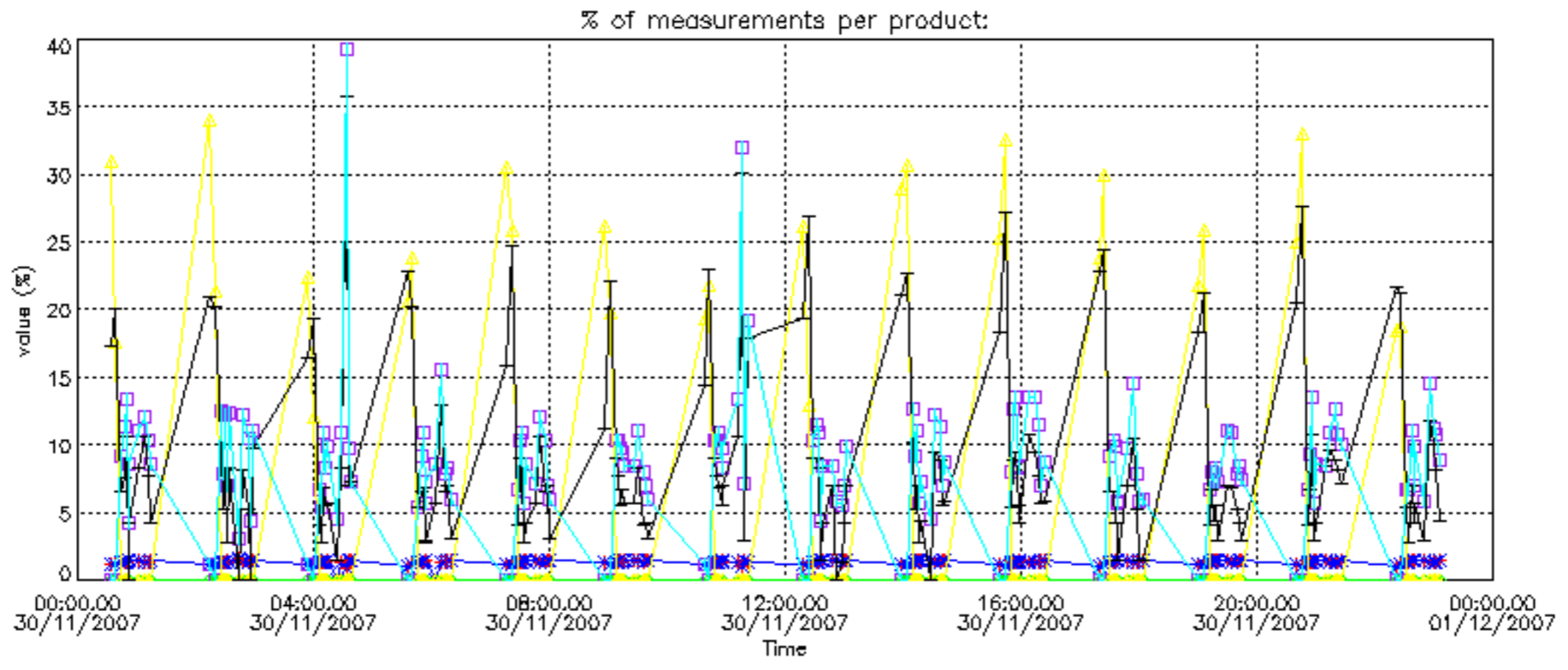
Percentage of flagged data per NO2 profile



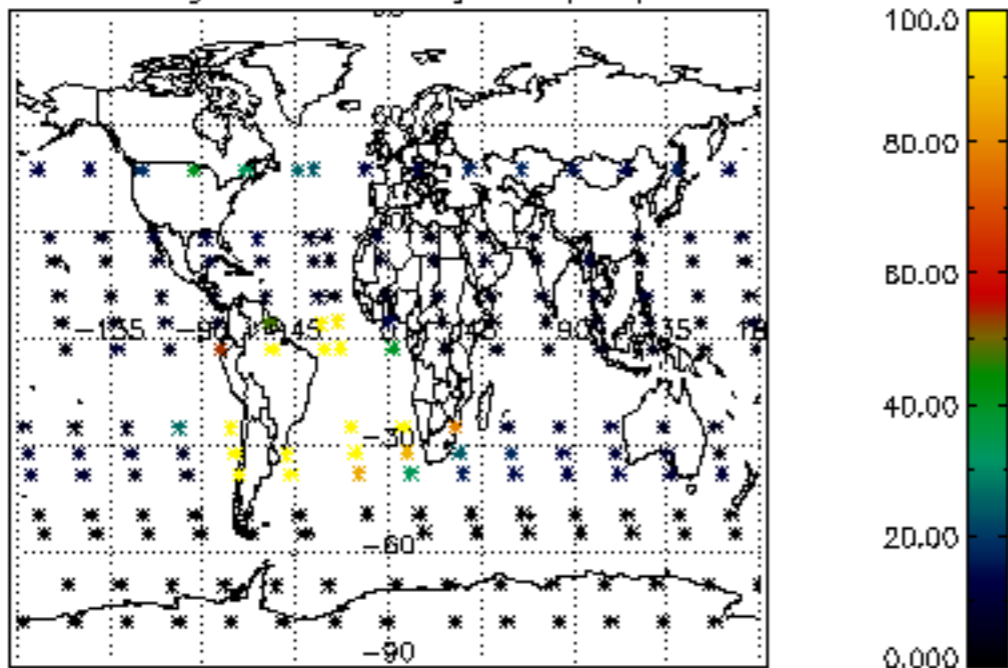
Percentage of flagged data per NO3 profile



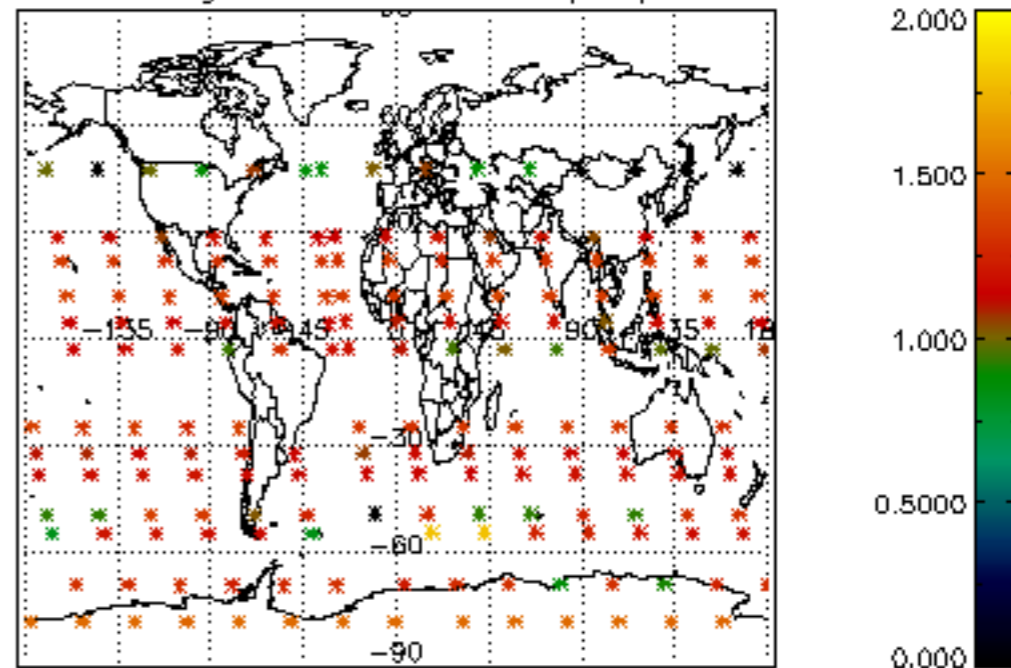




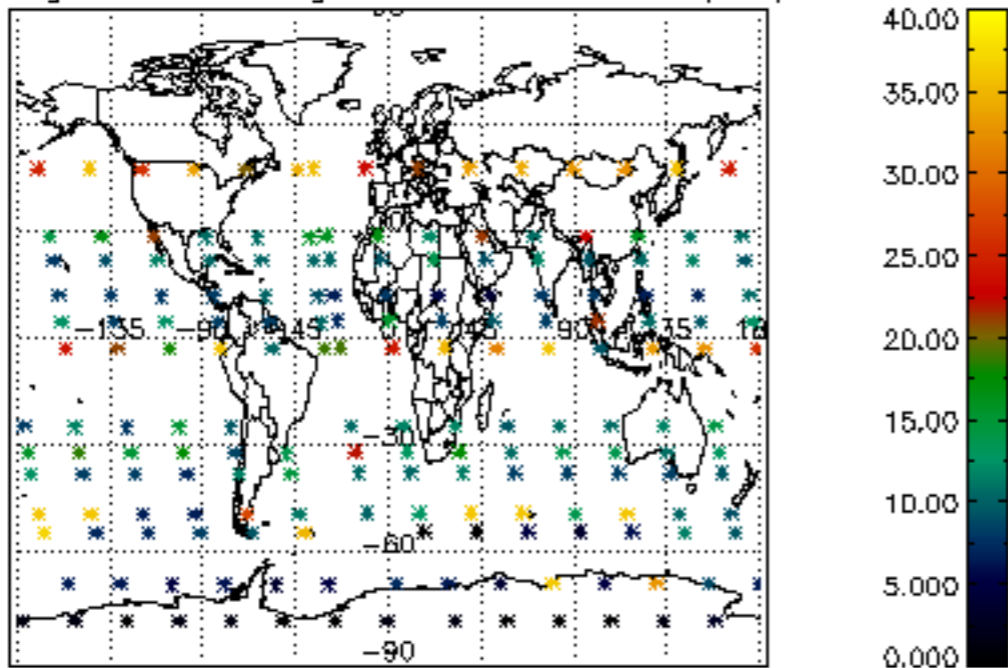
Percentage of cosmic ray hits per profile



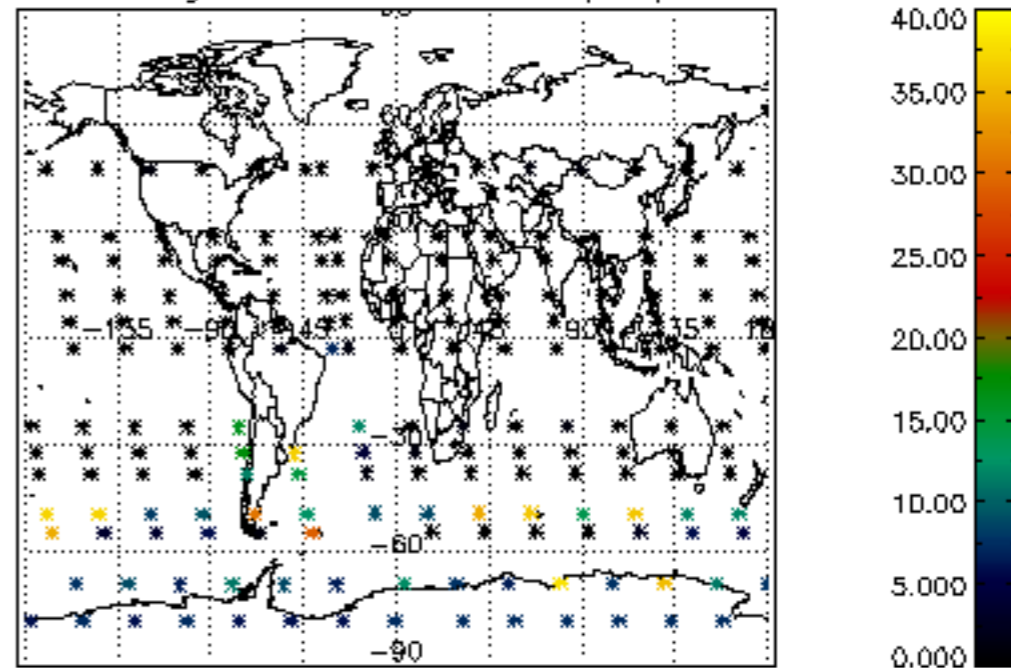
Percentage of datation errors per profile



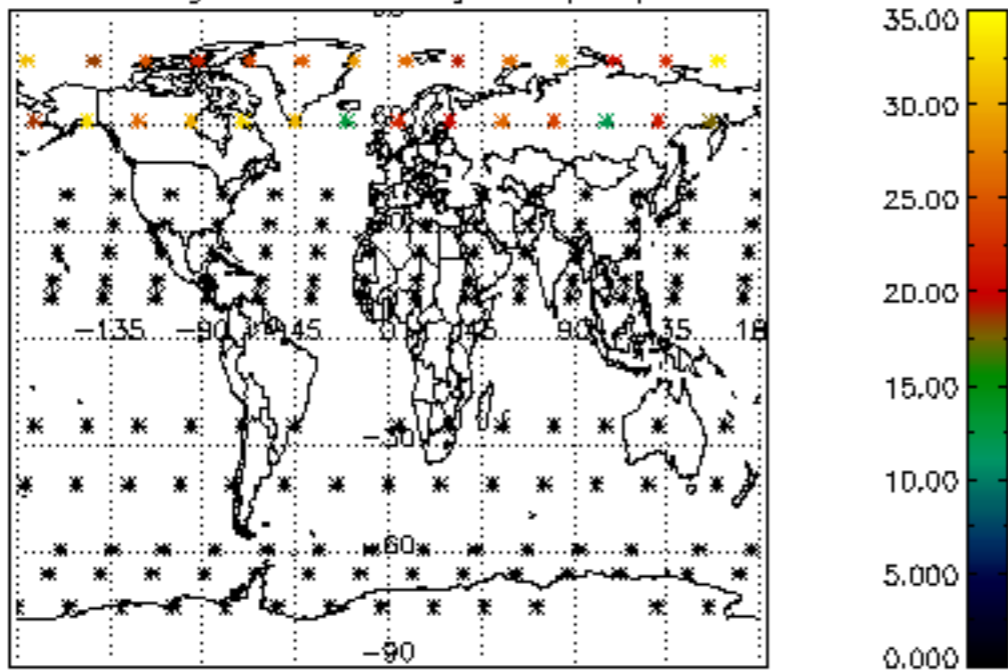
Percentage of star falling outside central band per profile



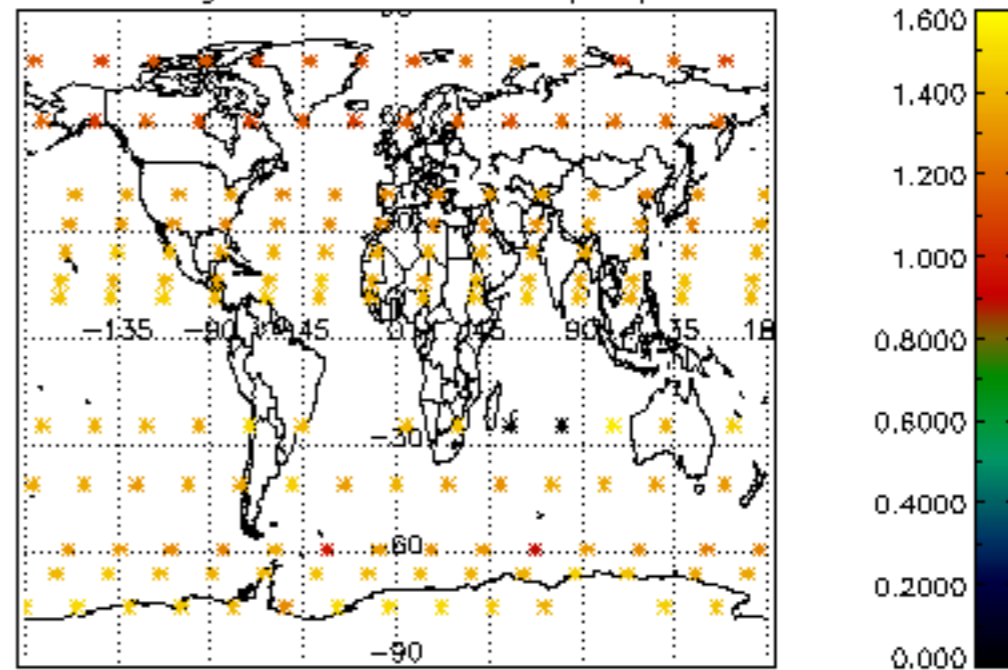
Percentage of saturation errors per profile



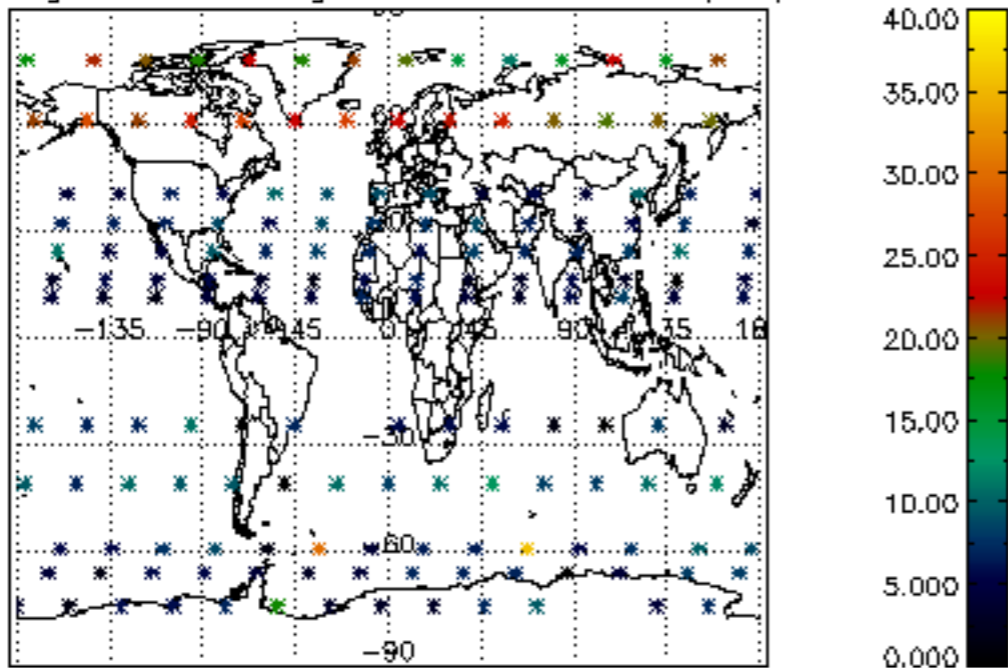
Percentage of cosmic ray hits per profile



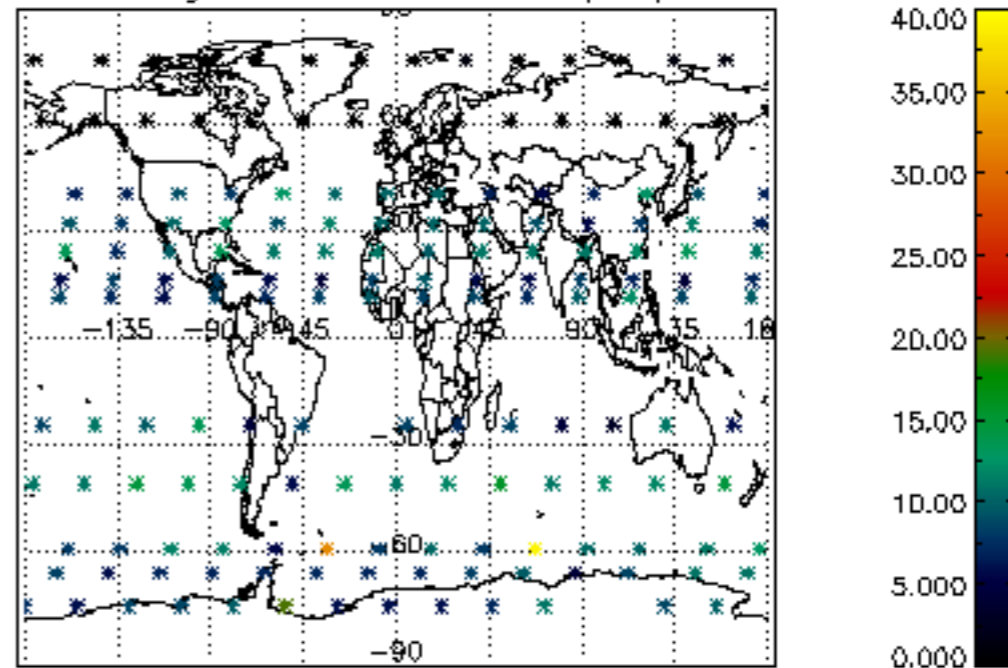
Percentage of datation errors per profile

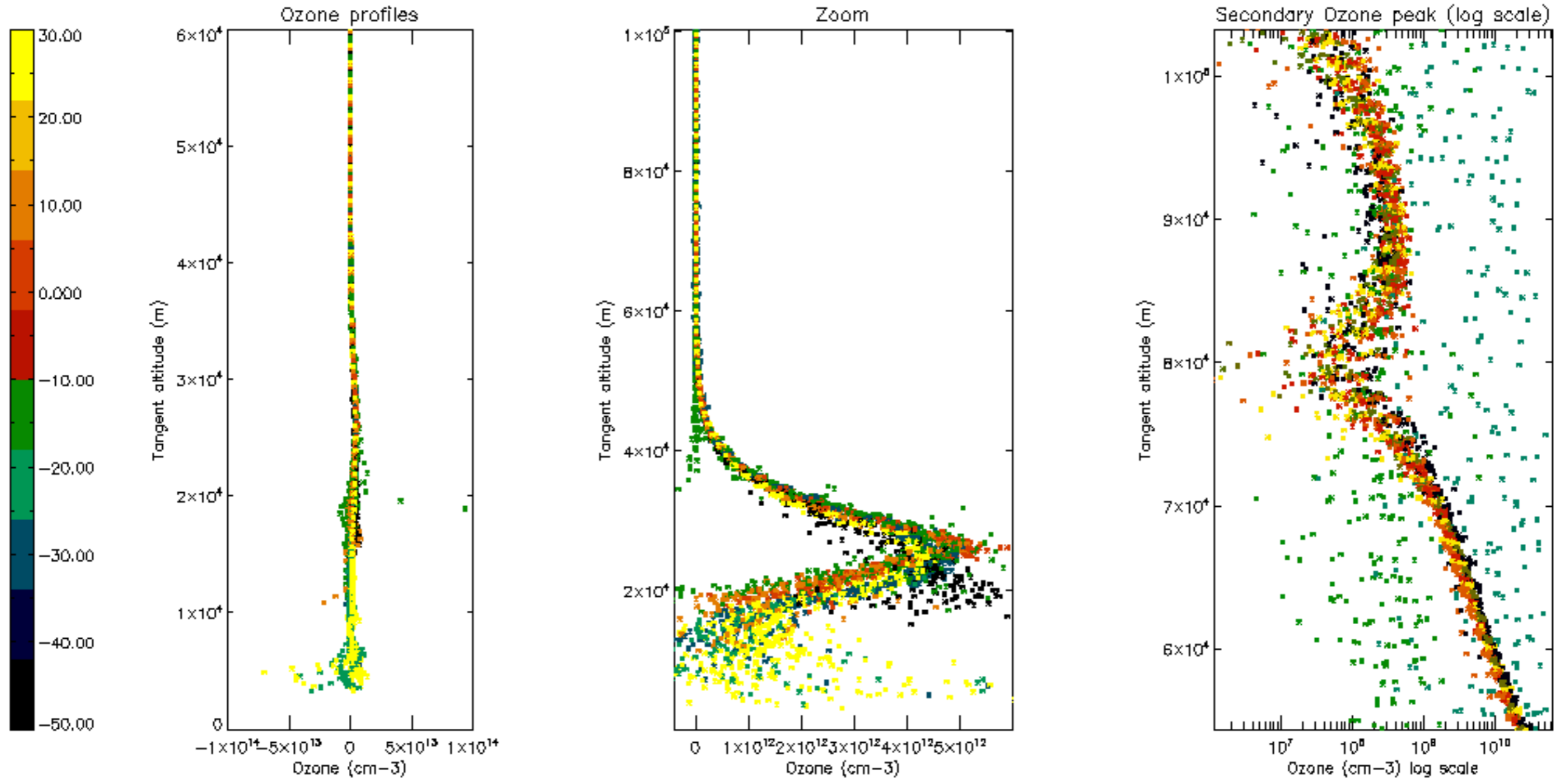


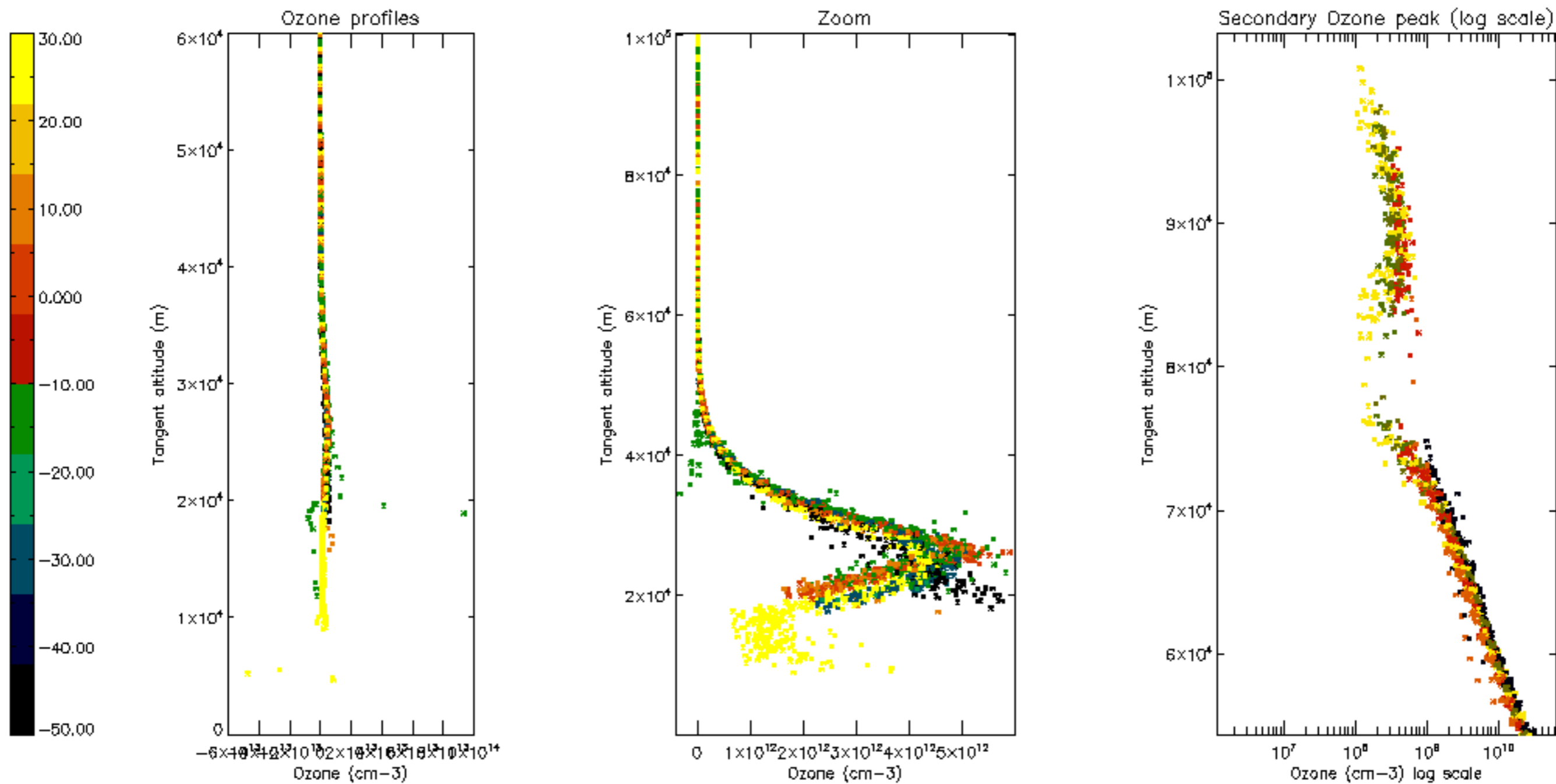
Percentage of star falling outside central band per profile



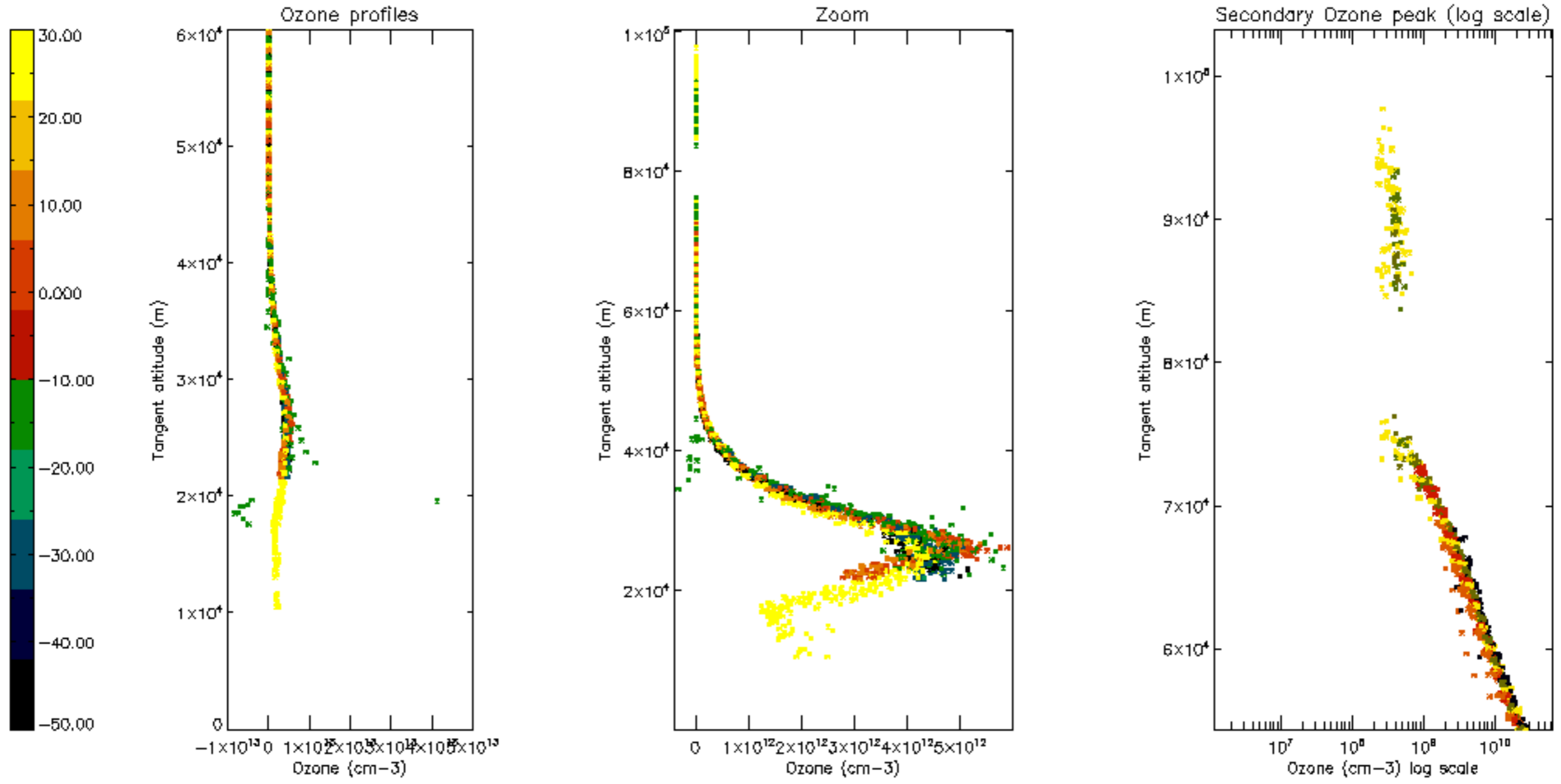
Percentage of saturation errors per profile

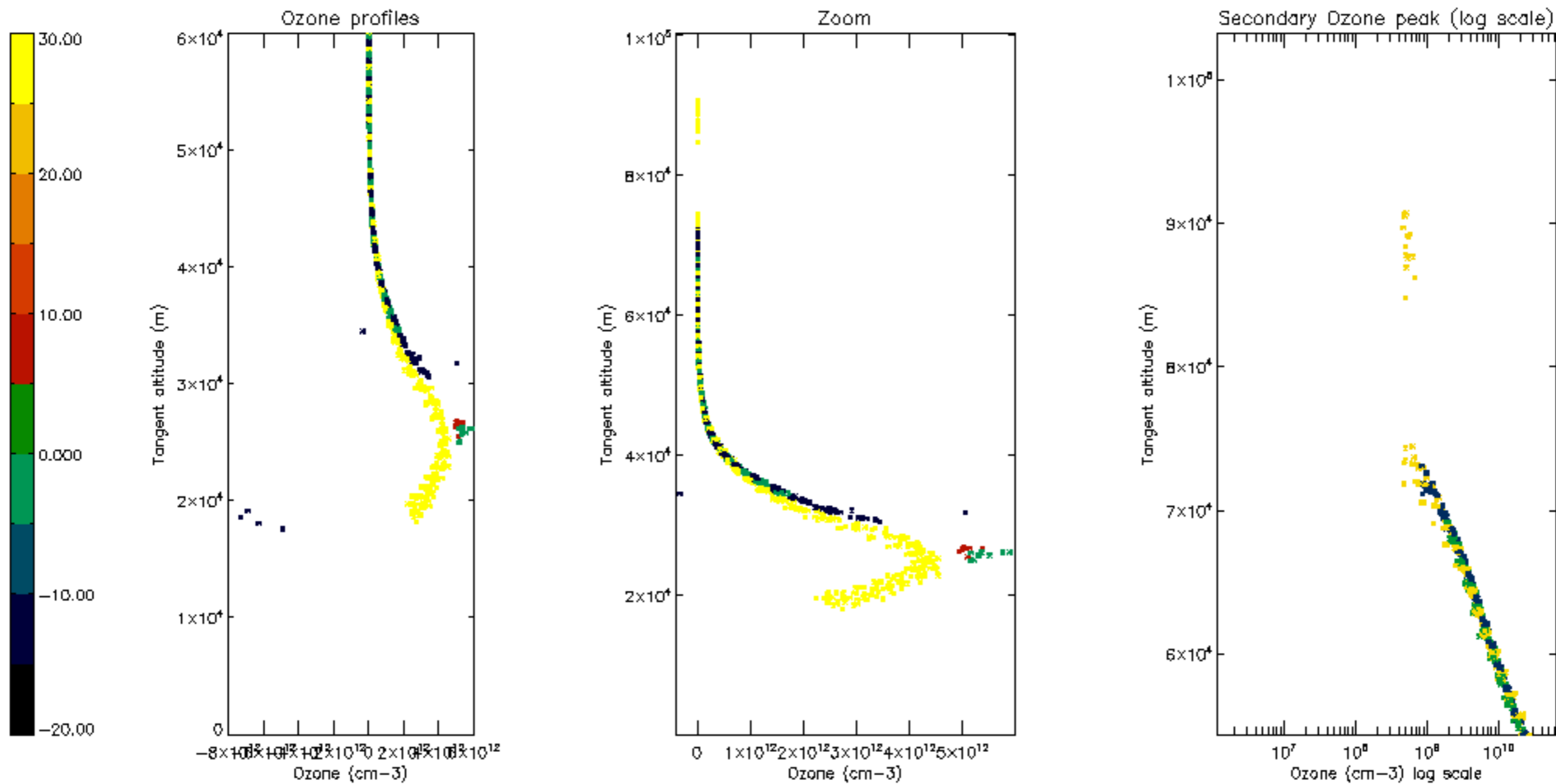


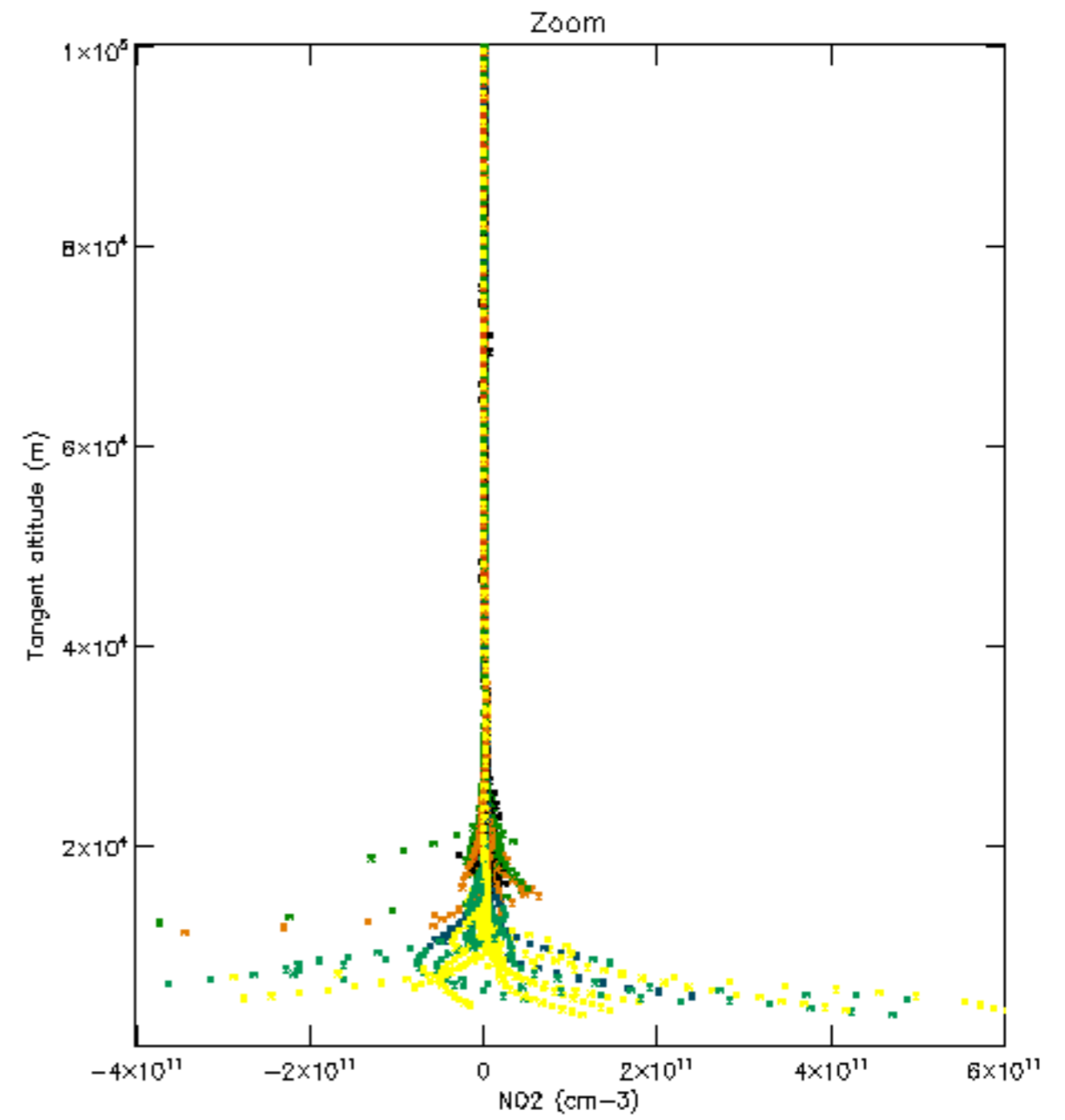
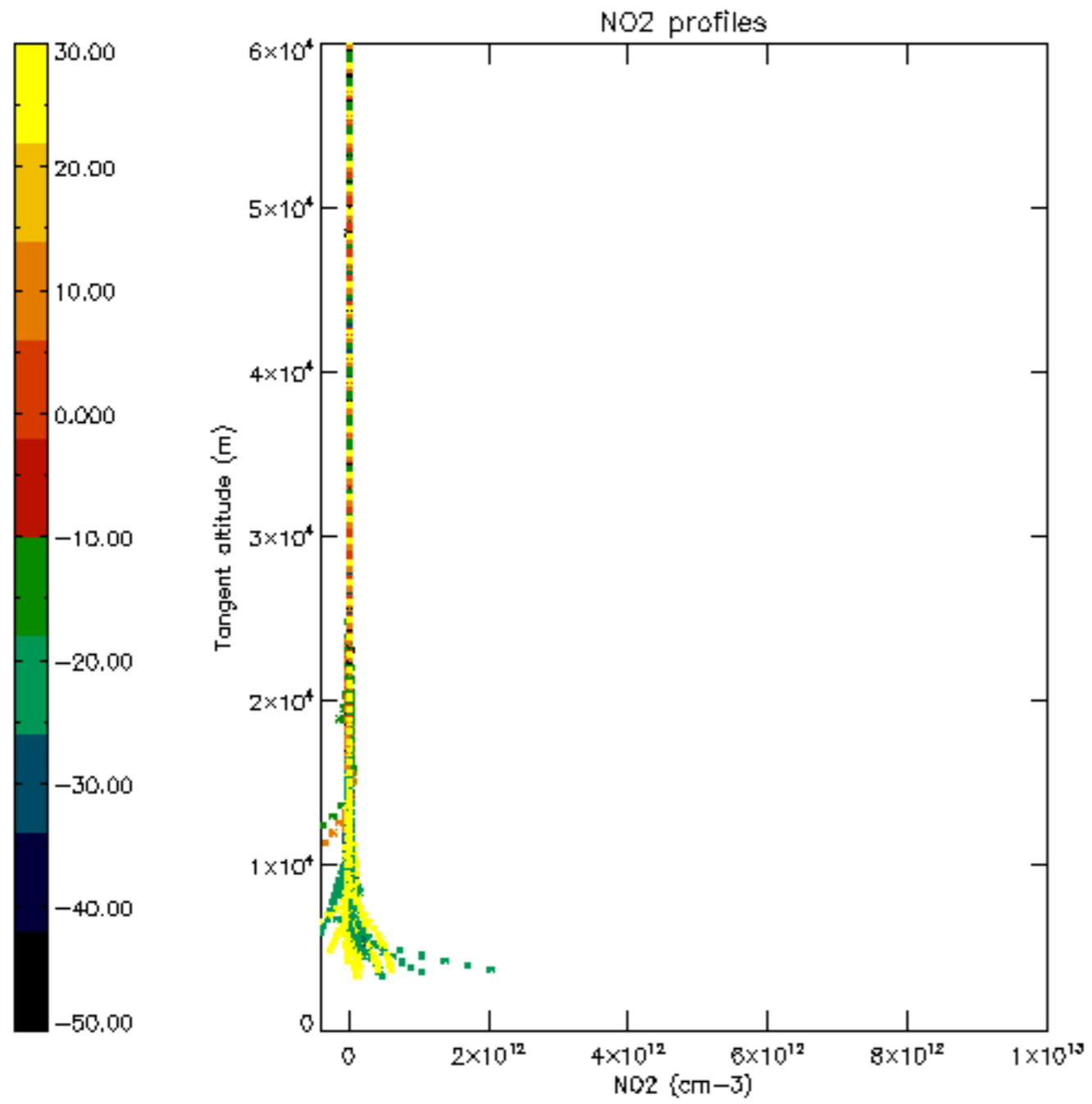


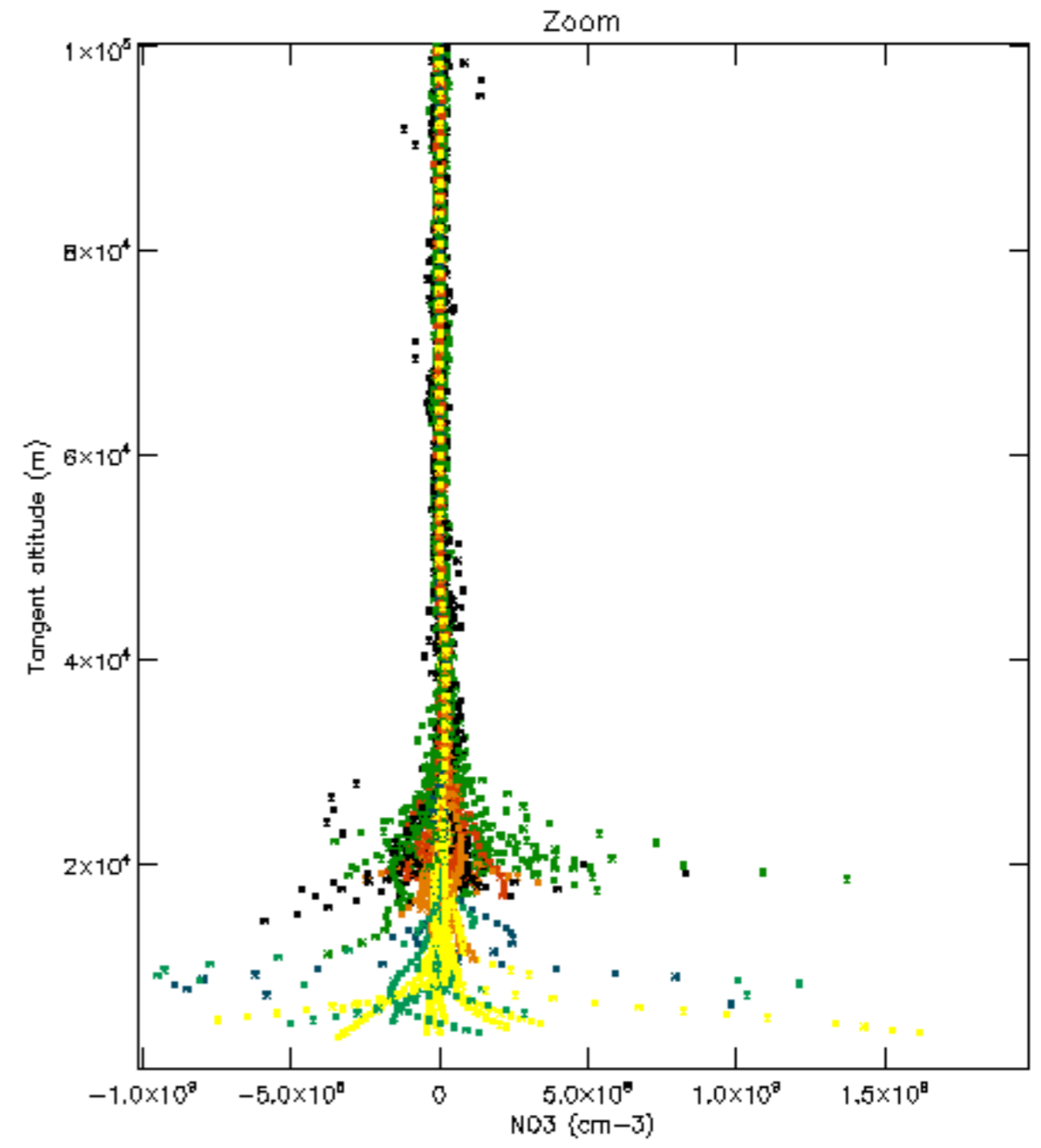
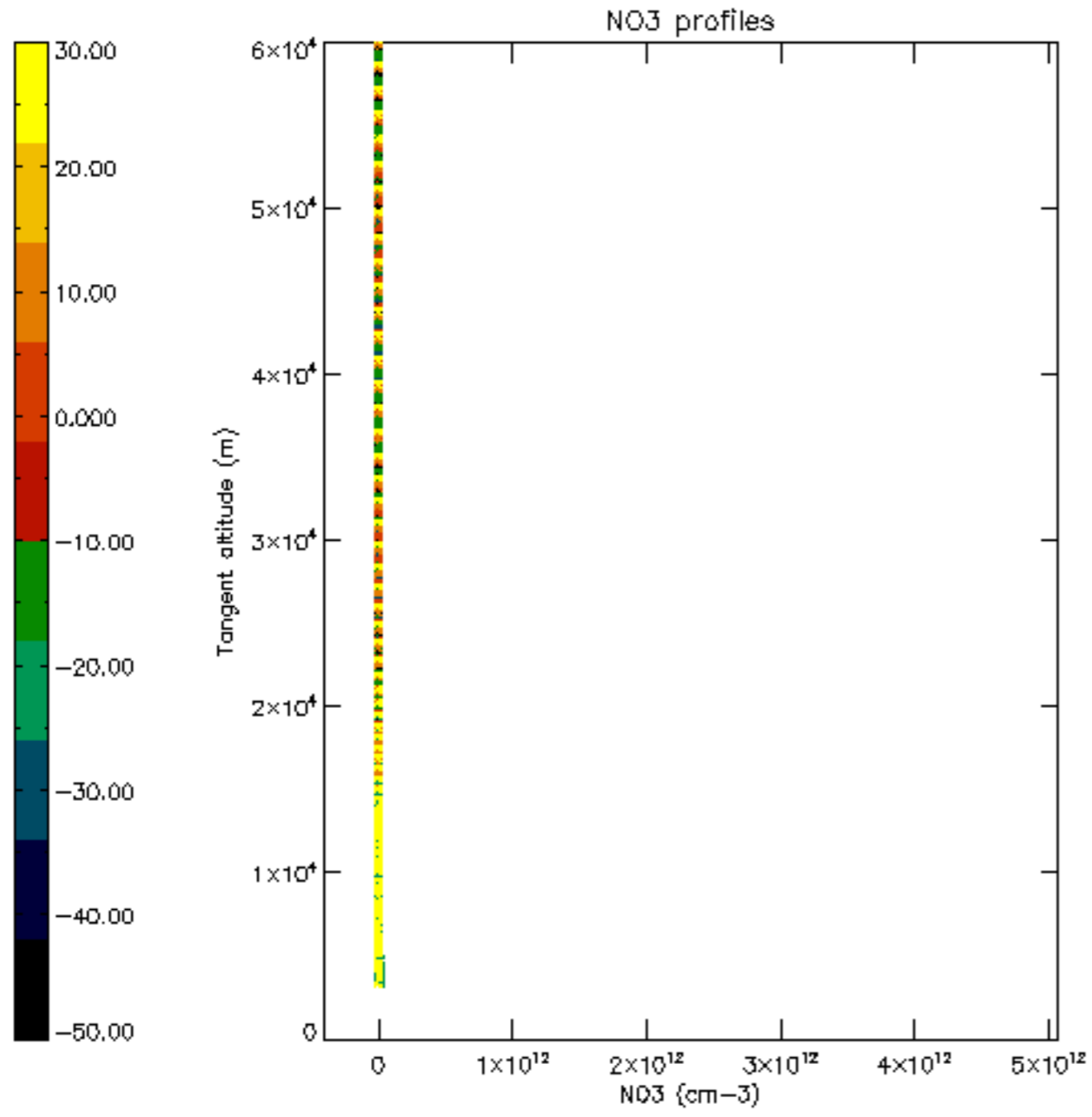


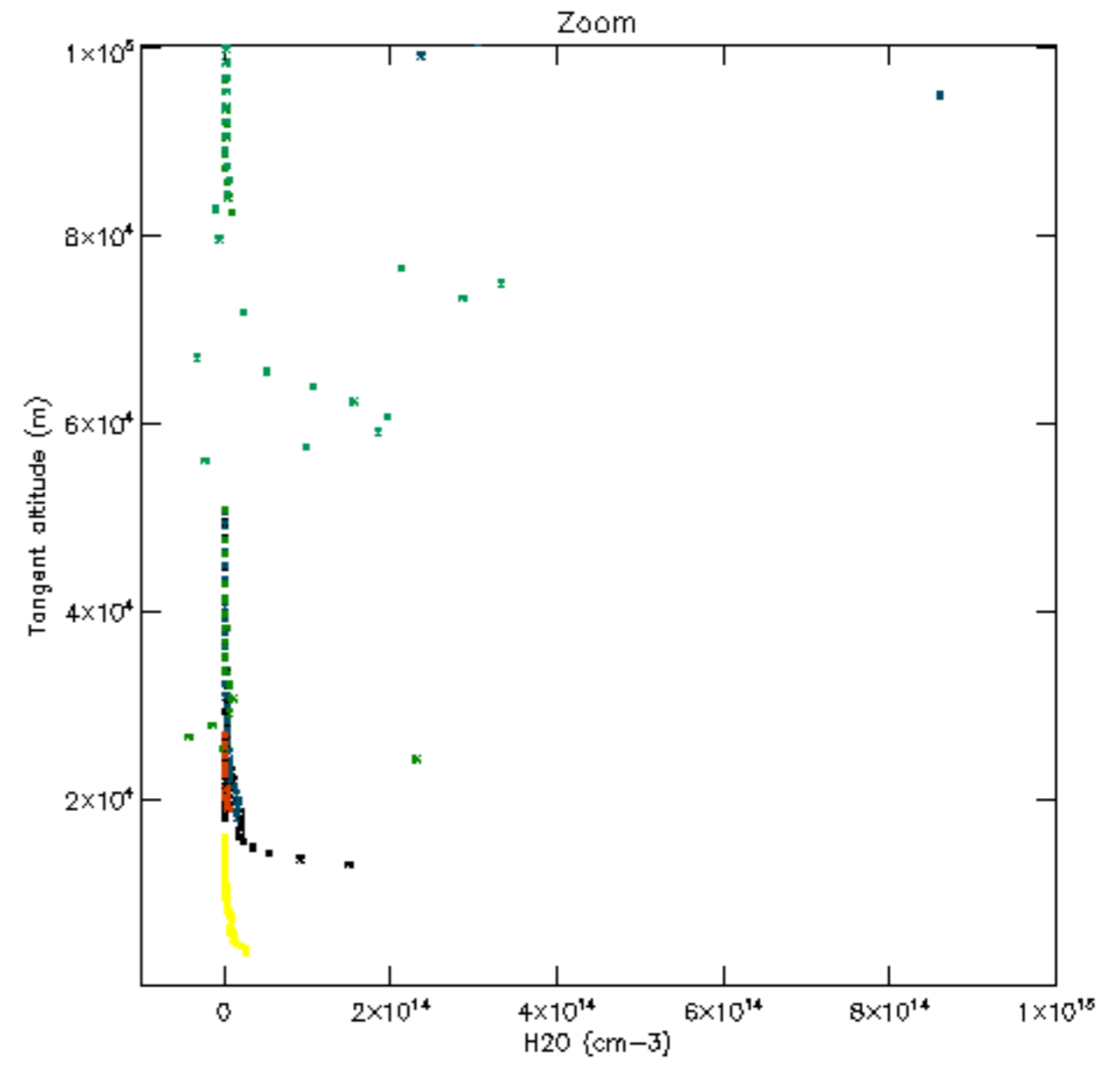
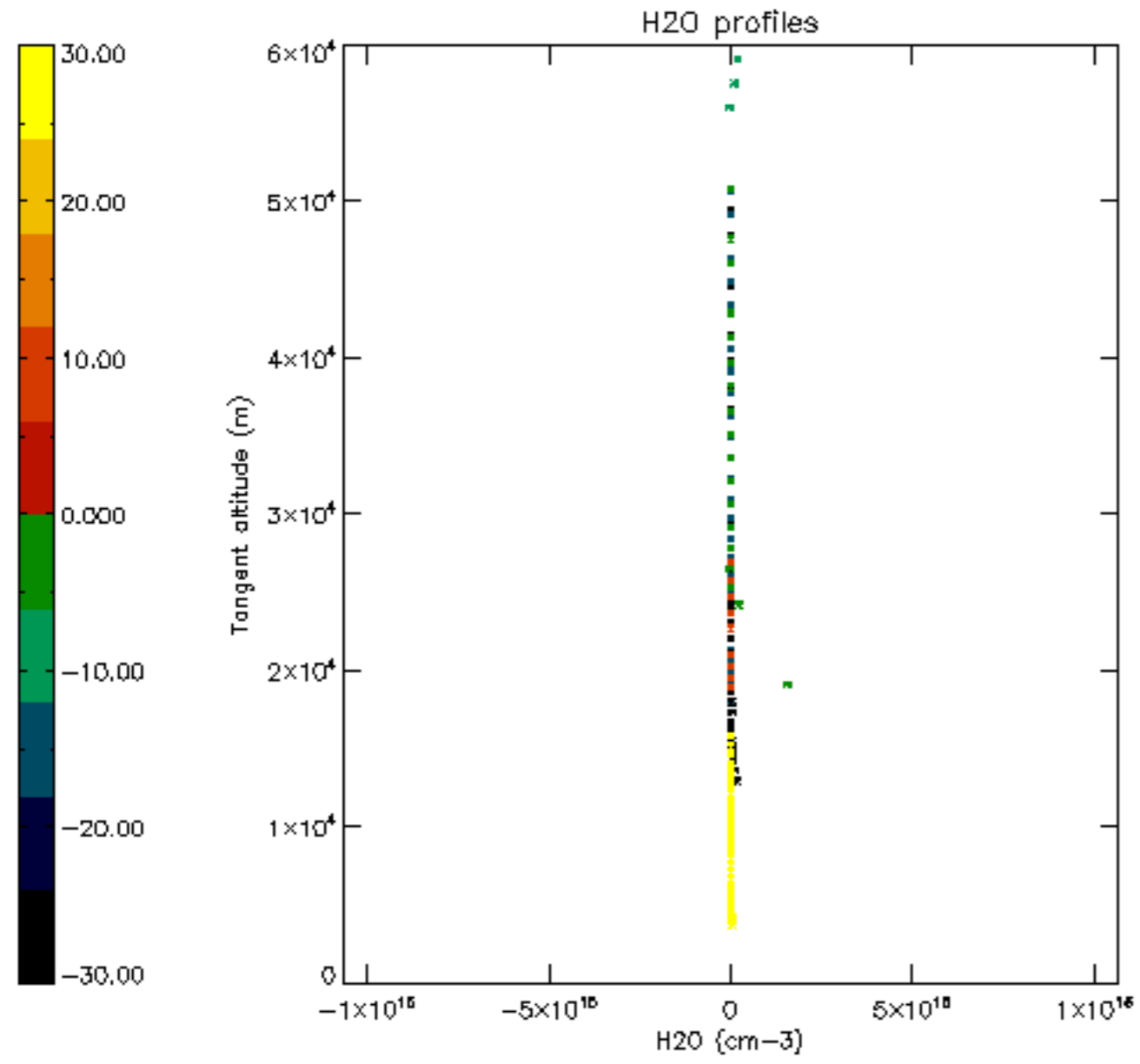


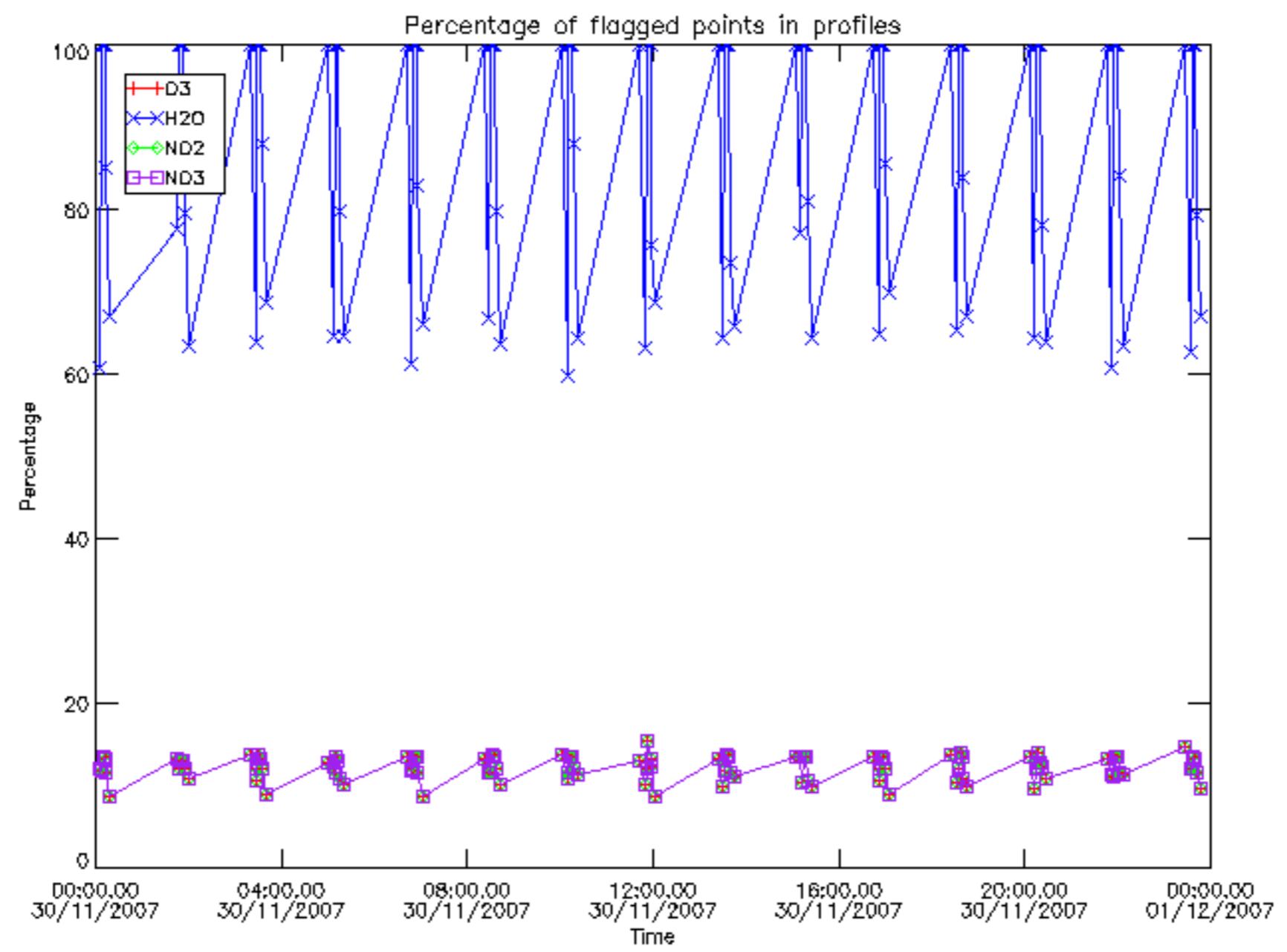




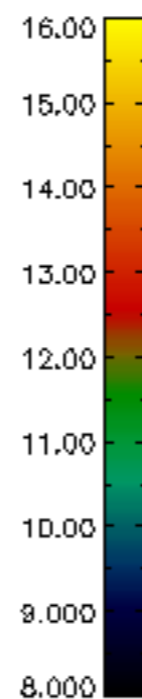
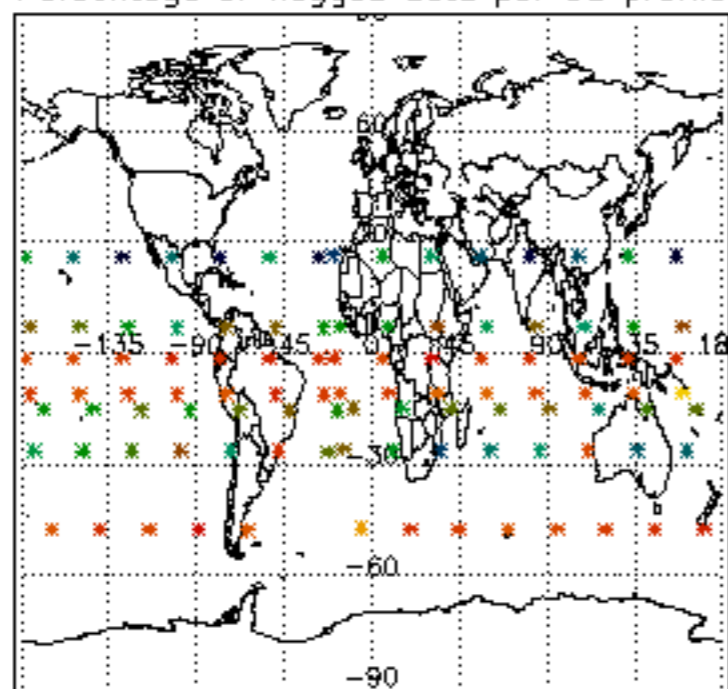




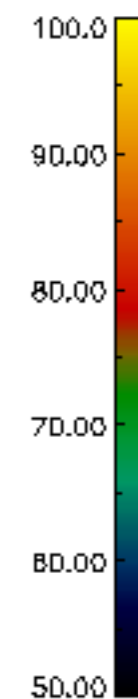
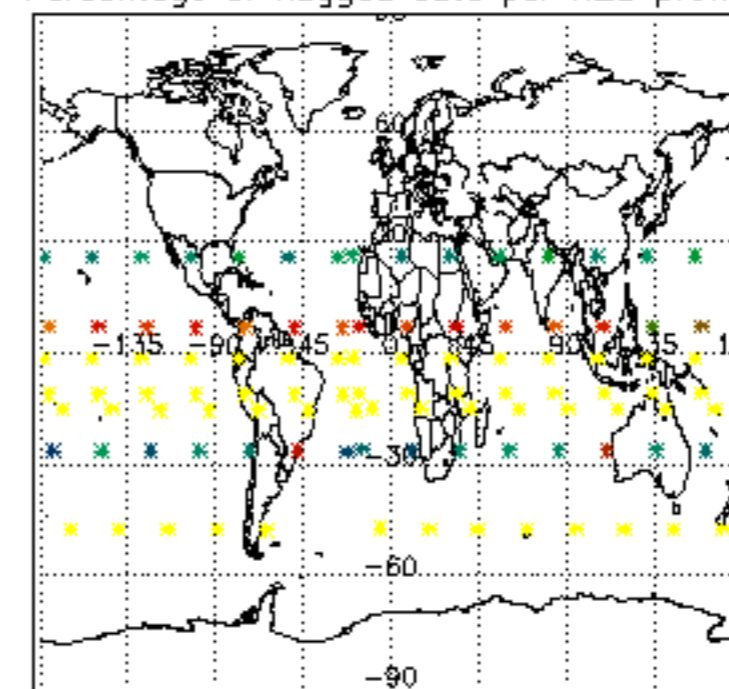




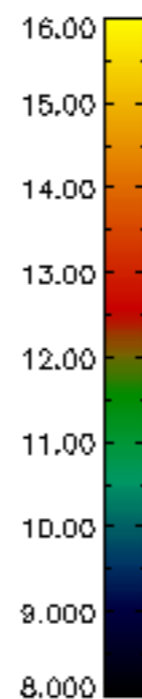
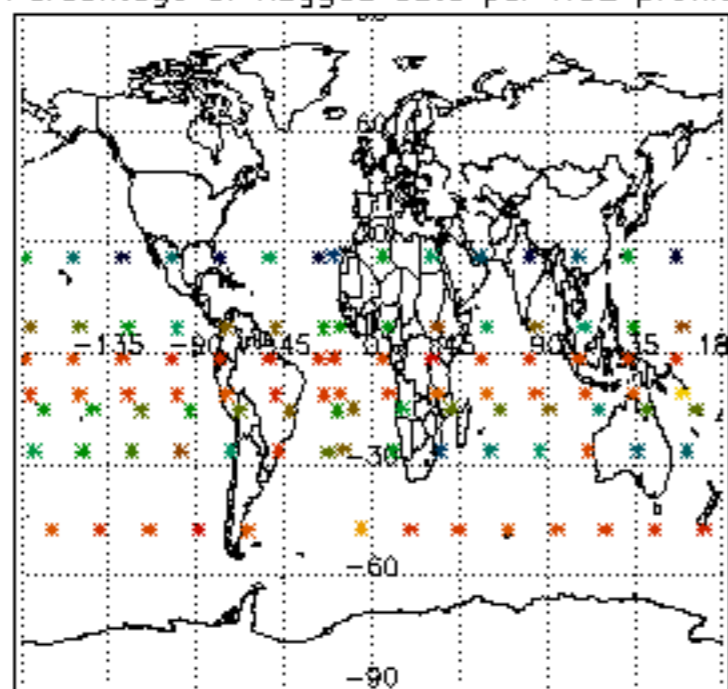
Percentage of flagged data per D3 profile



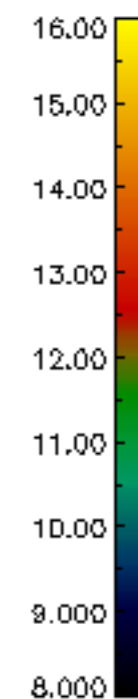
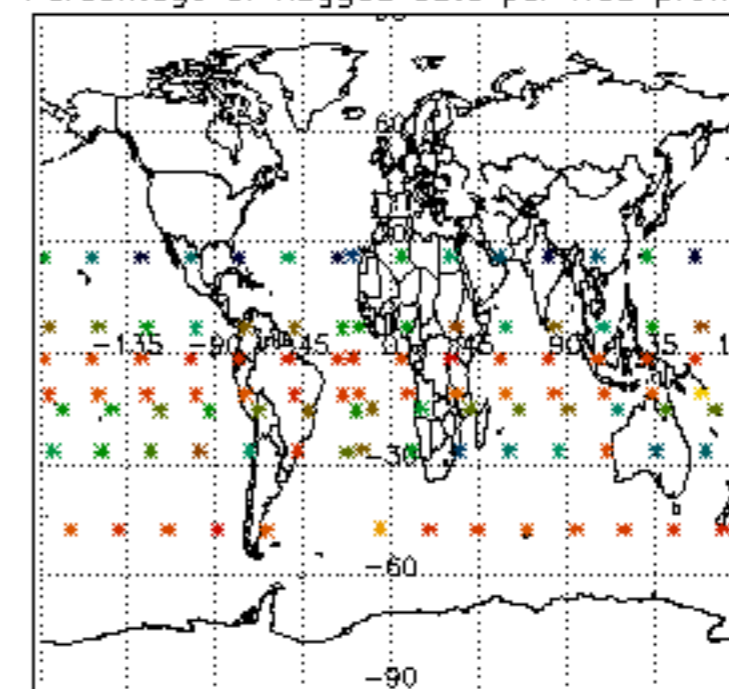
Percentage of flagged data per H2O profile

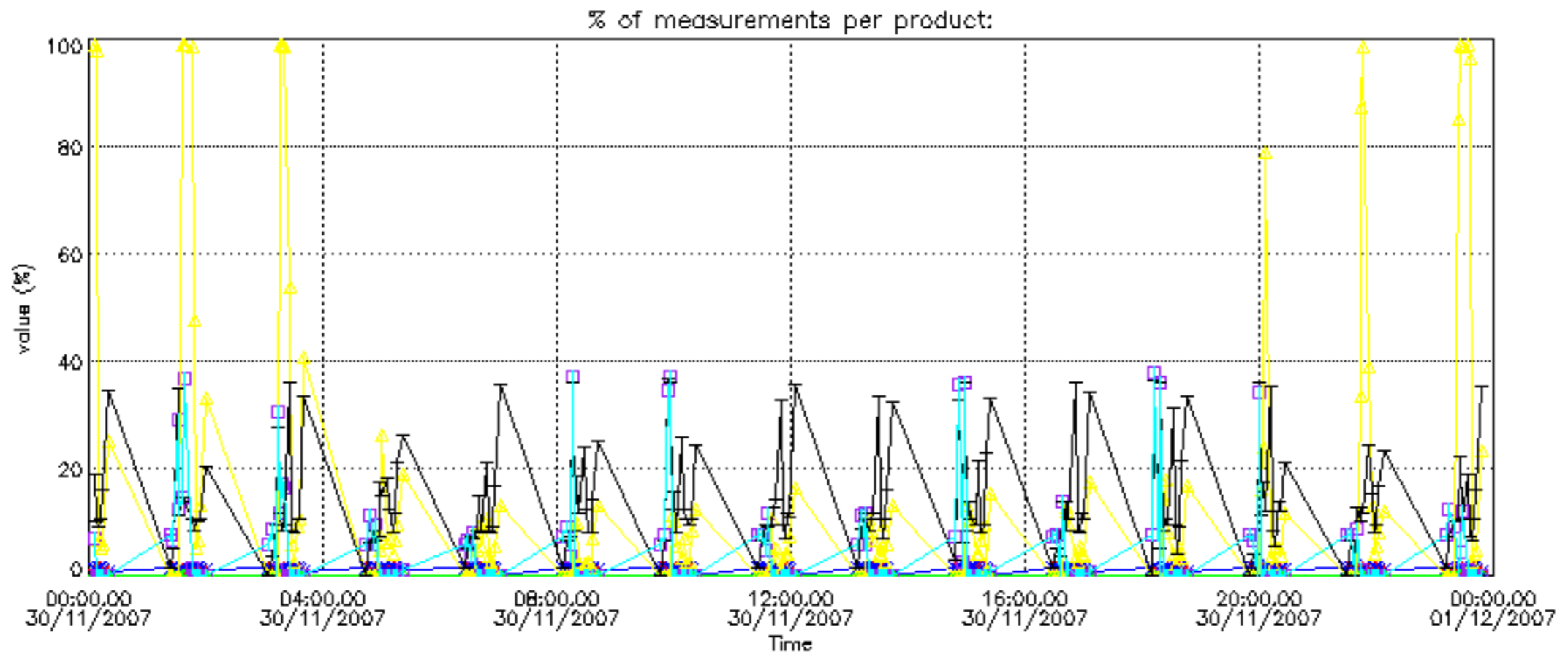


Percentage of flagged data per NO2 profile

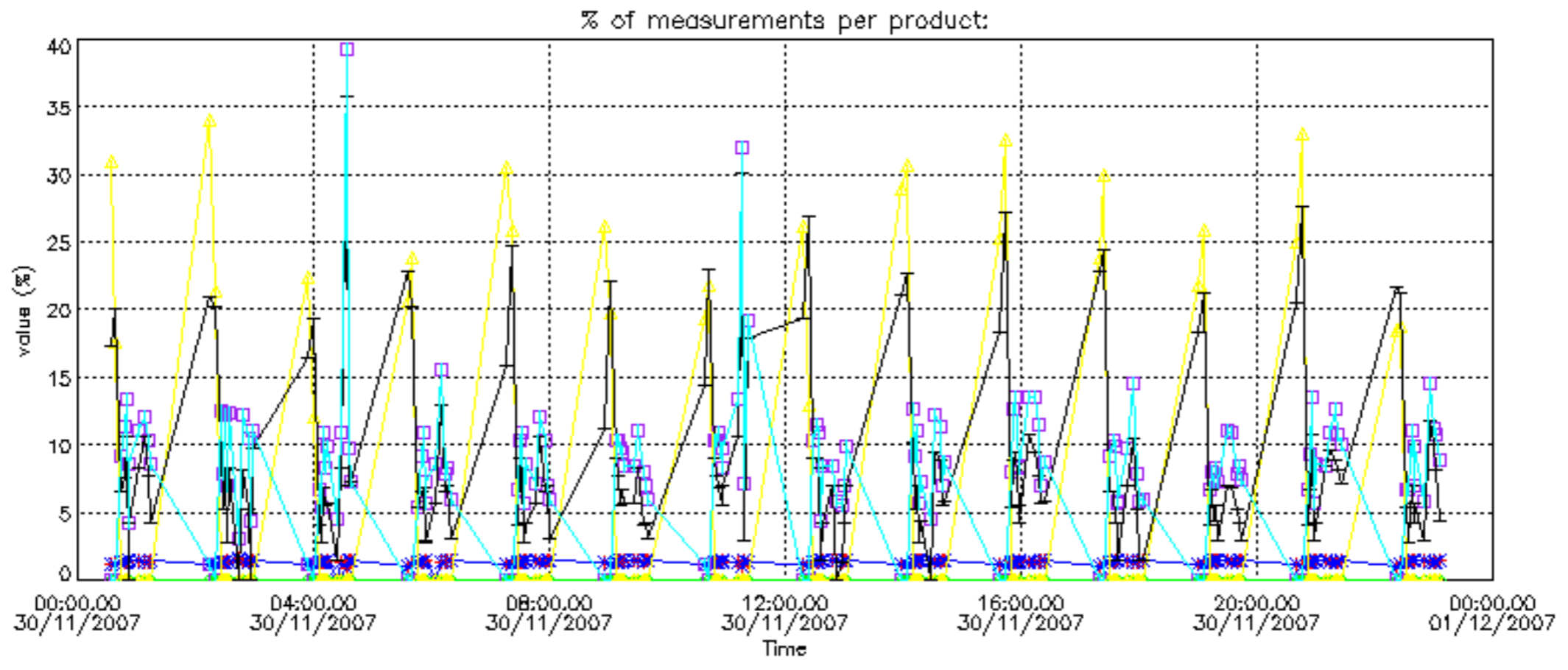


Percentage of flagged data per NO3 profile

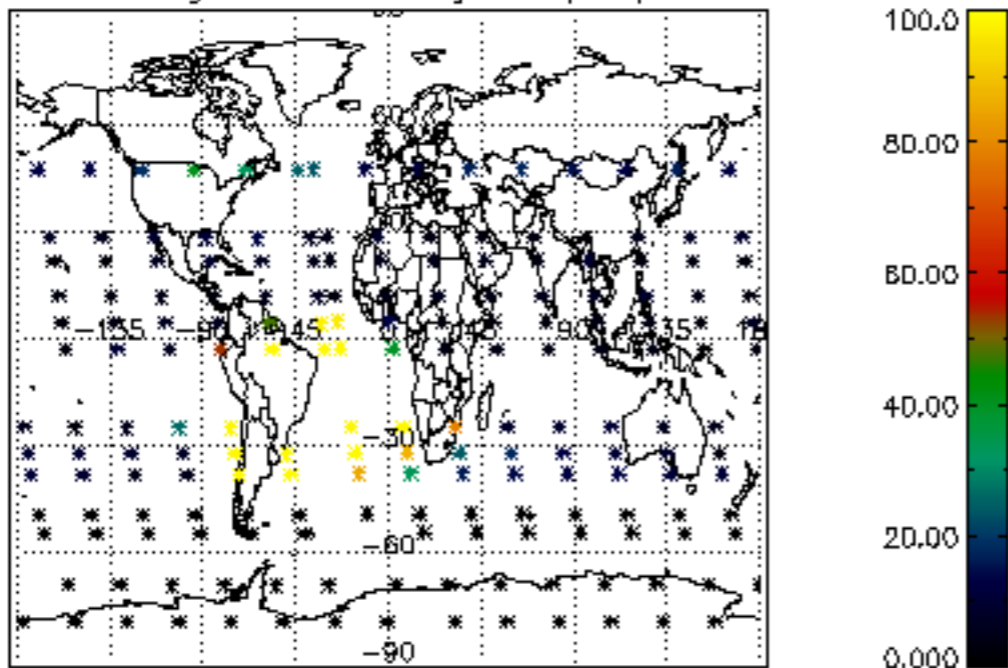




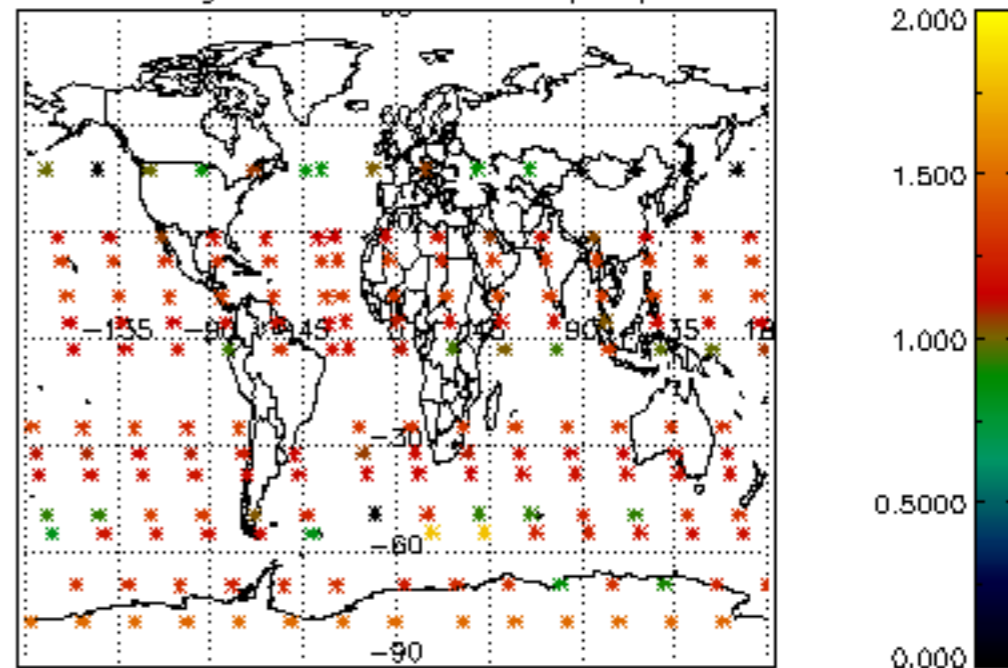




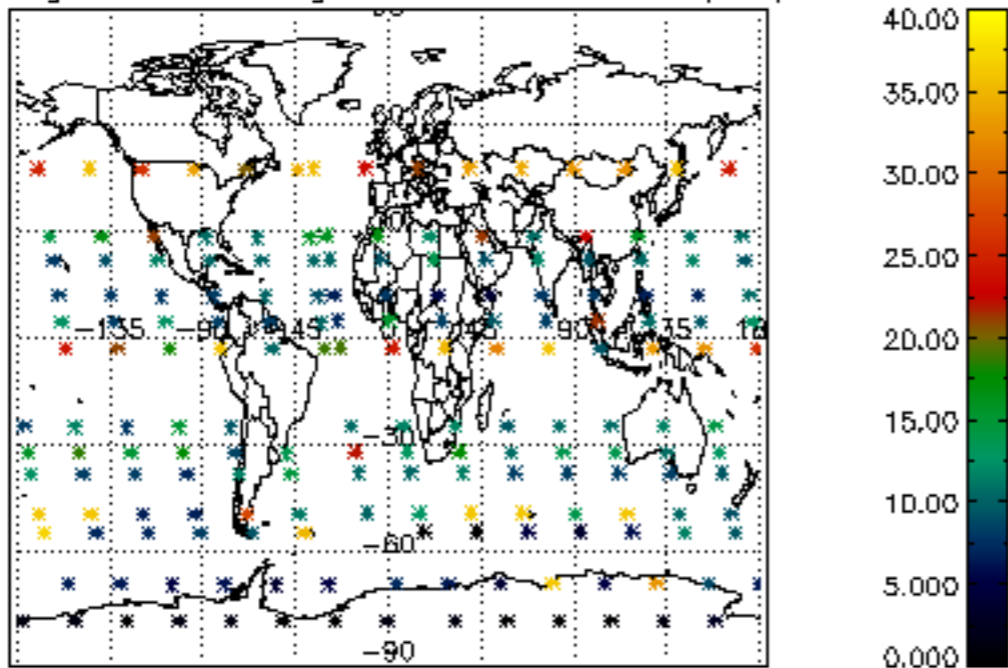
Percentage of cosmic ray hits per profile



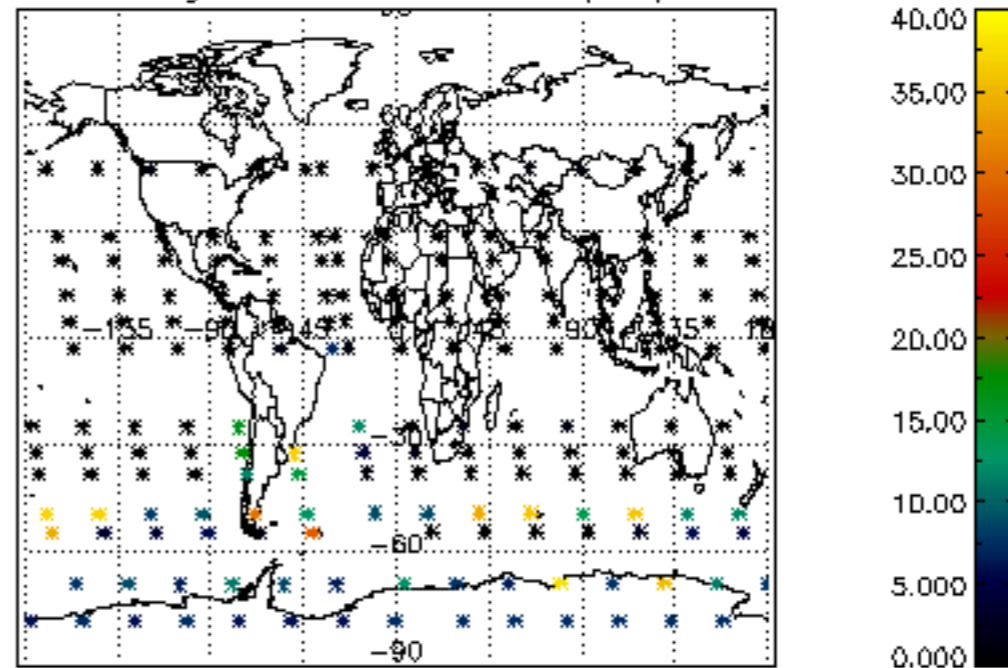
Percentage of datation errors per profile



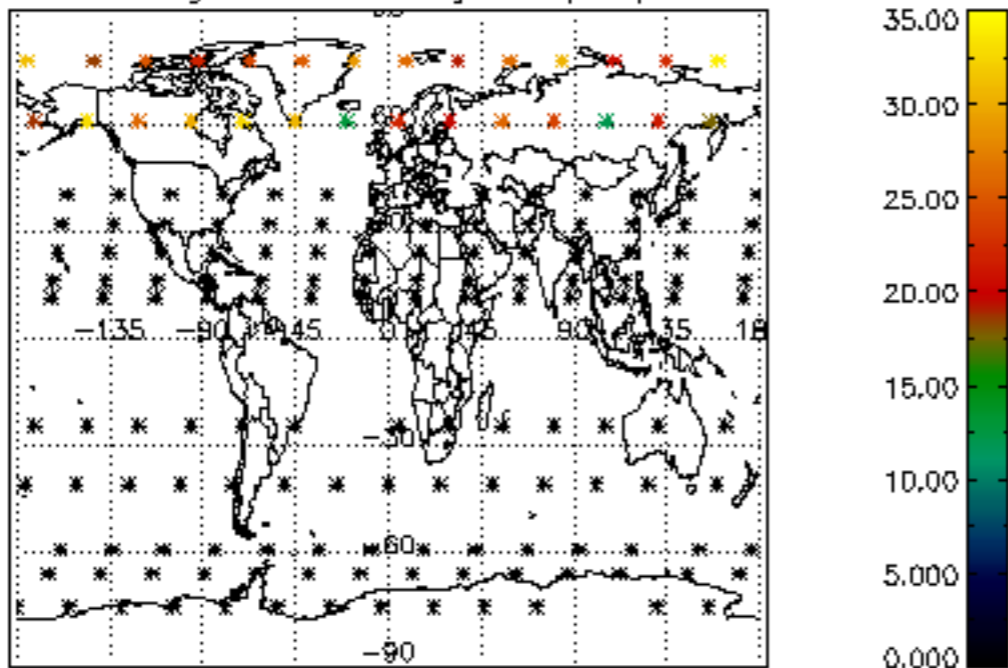
Percentage of star falling outside central band per profile



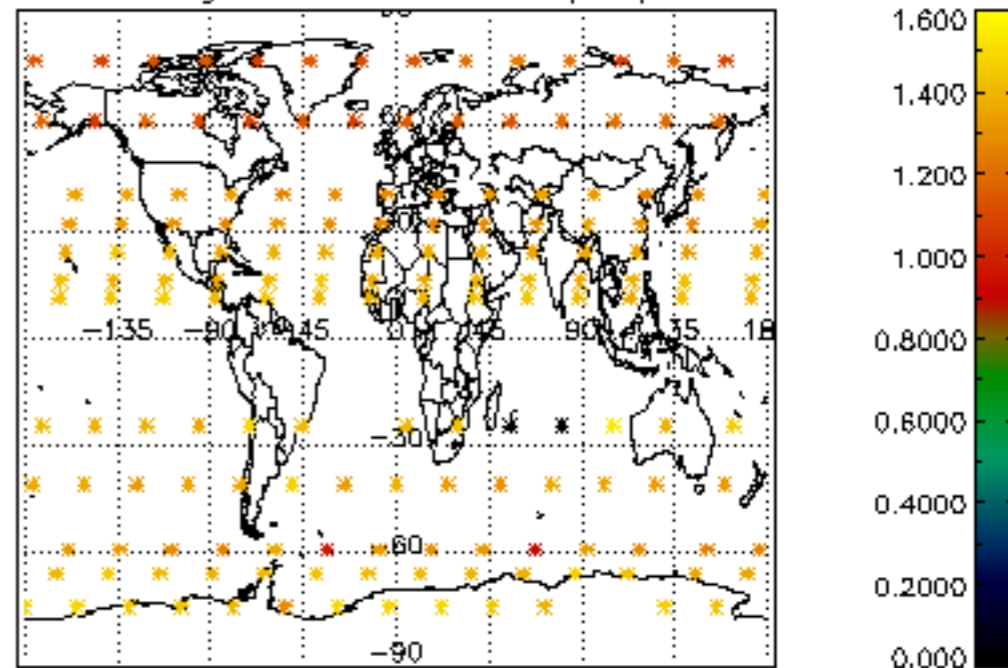
Percentage of saturation errors per profile



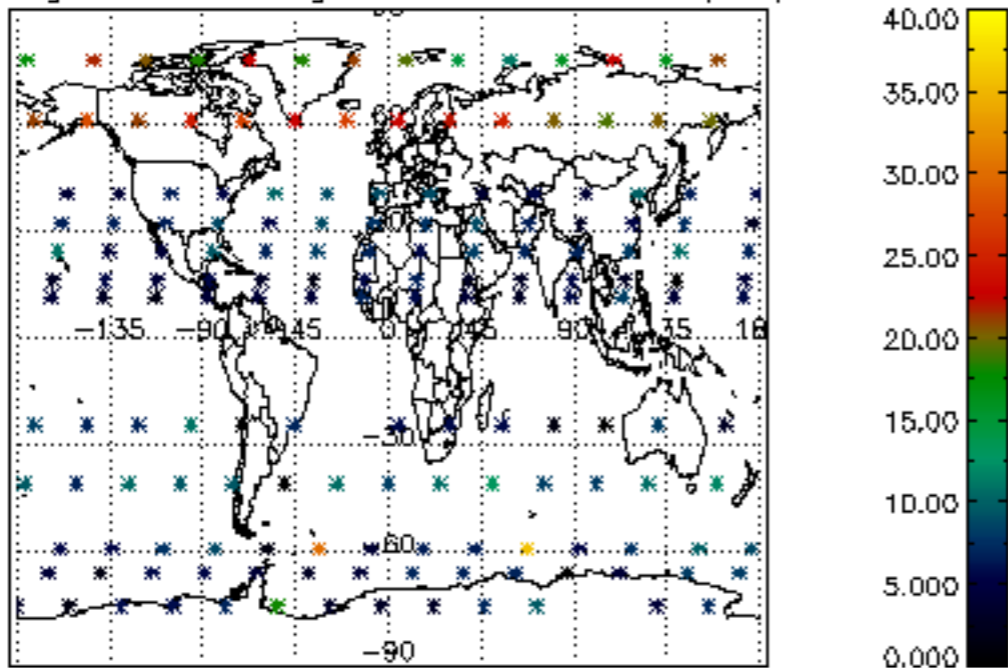
Percentage of cosmic ray hits per profile



Percentage of datation errors per profile



Percentage of star falling outside central band per profile



Percentage of saturation errors per profile

