

GOMOS Level 2 Daily Report

SUMMARY

[1. General Info](#)

[2. Summary of processed GOM_NL_2P products](#)

[3. Level 2 Quality information per product](#)

[3.1 Plot of level 2 quality information per product \(time dependant\)](#)

[3.2 Plot of level 2 quality information per product \(world map\)](#)

[4. Level 1 Quality information per product \(stored on level 2 products\)](#)

[4.1 Plot of level 1 quality information per product \(time dependant\)](#)

[4.1.1 Plot of level 1 quality information per product \(time dependant\): ASCENDING](#)

[4.1.2 Plot of level 1 quality information per product \(time dependant\): DESCENDING](#)

[4.2 Plot of level 1 quality information per product \(world map\)](#)

[4.2.1 Plot of level 1 quality information per product \(world map\): ASCENDING](#)

[4.2.2 Plot of level 1 quality information per product \(world map\): DESCENDING](#)

[5. Ozone profiles based on quality statistics and other trace gas profiles](#)

[5.1 Ozone statistics based on quality of products](#)

[5.2 Plot ozone profiles for all STD \(dark without errors\)](#)

[5.3 Plot ozone profiles where STD < 20% \(dark without errors\)](#)

[5.4. Plot ozone profiles where STD < 10% \(dark without errors\)](#)

[5.5. Plot ozone profiles where STD < 5% \(dark without errors\)](#)

[5.6 Plot NO2 profiles for all STD \(dark without errors\)](#)

[5.7 Plot NO3 profiles for all STD \(dark without errors\)](#)

[5.8 Plot H2O profiles \(only for occultations of stars 1,2,3,4,13,14,16,26,63 dark without errors\) for all STD](#)

[6. Auxiliary Data Files used for the production reported in section 2](#)

This report presents the daily analysis on parameters extracted from GOMOS level 2 data (GOM_NL__2P). It is intended to monitor some important parameters that will impact the quality of these products. A list of level 2 products (and content) that have arrived during the reporting day to the PCF is also given.

Item	Value
Time of report generation	23APR2013 12:09:34
Data source version	GOMOS/6.01
Start time of products	25-11-2007 (25NOV2007 00:00:00)
Stop time of products	26-11-2007 (26NOV2007 00:00:00)
Store outputs in DB	Yes
Nb of level 2 prods	293
Nb of prods with errors	0

2. Summary of processed GOM_NL__2P products.

Nr	Filename	UTC Start time	Limb	Duration	Star Id	Star Name	Star Mag	Star Temp	Nb Meas	Orbit	Prod. error
1	GOM_NL__2PRFIN20071125_000438_000000352063_00374_29987_4163.N1	25-NOV-2007 00:04:38	Bright	34.500	173	4Bet Tri	3.0040	8900.0	69	29987	No
2	GOM_NL__2PRFIN20071125_000625_000000372063_00374_29987_4164.N1	25-NOV-2007 00:06:25	Bright	37.000	79	26Bet Per	2.3100	13100.	74	29987	No
3	GOM_NL__2PRFIN20071125_000852_000000372063_00374_29987_4165.N1	25-NOV-2007 00:08:52	Bright	37.000	175	39Del Per	3.0100	19400.	74	29987	No
4	GOM_NL__2PRFIN20071125_001153_000000332063_00374_29987_4166.N1	25-NOV-2007 00:11:53	Bright	33.000	110	37Del Cas	2.6780	8900.0	66	29987	No
5	GOM_NL__2PRFIN20071125_001952_000000332063_00374_29987_4167.N1	25-NOV-2007 00:19:52	Bright	32.500	49	1Alp UMi	1.9900	6300.0	65	29987	No
6	GOM_NL__2PRFIN20071125_002427_000000372063_00374_29987_4168.N1	25-NOV-2007 00:24:27	Bright	37.000	60	7Bet UMi	2.0810	3950.0	74	29987	No
7	GOM_NL__2PRFIN20071125_002951_000000372063_00374_29987_4169.N1	25-NOV-2007 00:29:51	Bright	37.000	32	77Eps UMa	1.7630	11000.	74	29987	No
8	GOM_NL__2PRFIN20071125_003144_000000362063_00374_29987_4170.N1	25-NOV-2007 00:31:44	Bright	36.000	39	85Eta UMa	1.8540	24000.	72	29987	No
9	GOM_NL__2PRFIN20071125_003512_000000382063_00374_29987_4171.N1	25-NOV-2007 00:35:12	Bright	37.500	152	12Alp2CVn	2.8900	11000.	75	29987	No
10	GOM_NL__2PRFIN20071125_004026_000000342063_00374_29987_4172.N1	25-NOV-2007 00:40:26	Bright	33.500	111	8Eta Boo	2.6800	6000.0	67	29987	No
11	GOM_NL__2PRFIN20071125_004319_000000362063_00374_29987_4173.N1	25-NOV-2007 00:43:19	Bright	36.000	138	47Eps Vir	2.8280	4700.0	72	29987	No
12	GOM_NL__2PRFIN20071125_004723_000000382063_00374_29987_4174.N1	25-NOV-2007 00:47:23	Bright	37.500	121	29Gam Vir	2.7400	7200.0	75	29987	No
13	GOM_NL__2PRFIN20071125_005244_000000412063_00374_29987_4175.N1	25-NOV-2007 00:52:44	Twilight	40.500	100	4Gam Crv	2.5800	13100.	81	29987	No
14	GOM_NL__2PRFIN20071125_005418_000000472063_00374_29987_4176.N1	25-NOV-2007 00:54:18	Twilight	46.500	171	2Eps Crv	3.0010	4250.0	93	29987	No
15	GOM_NL__2PRFIN20071125_010345_000000432063_00375_29988_4165.N1	25-NOV-2007 01:03:45	Dark	42.500	113	Mu Vel	2.6920	5000.0	85	29988	No
16	GOM_NL__2PRFIN20071125_010610_000000382063_00375_29988_4166.N1	25-NOV-2007 01:06:10	Dark	37.500	124	The Car	2.7640	30000.	75	29988	No
17	GOM_NL__2PRFIN20071125_010901_000000382063_00375_29988_4167.N1	25-NOV-2007 01:09:01	Dark	37.500	29	Bet Car	1.6720	10200.	75	29988	No
18	GOM_NL__2PRFIN20071125_011034_000000422063_00375_29988_4168.N1	25-NOV-2007 01:10:34	Dark	42.000	41	Eps Car	1.8600	4100.0	84	29988	No
19	GOM_NL__2PRFIN20071125_011603_000000482063_00375_29988_4169.N1	25-NOV-2007 01:16:03	Dark	47.500	2	Alp Car	-0.73600	7000.0	95	29988	No
20	GOM_NL__2PRFIN20071125_013056_000000452063_00375_29988_4170.N1	25-NOV-2007 01:30:56	Straylight	44.500	165	34Gam Eri	2.9500	3200.0	89	29988	No
21	GOM_NL__2PRFIN20071125_013620_000000422063_00375_29988_4171.N1	25-NOV-2007 01:36:20	Twilight	42.000	94	92Alp Cet	2.5260	3100.0	84	29988	No
22	GOM_NL__2PRFIN20071125_014514_000000362063_00375_29988_4172.N1	25-NOV-2007 01:45:14	Bright	35.500	173	4Bet Tri	3.0040	8900.0	71	29988	No
23	GOM_NL__2PRFIN20071125_014701_000000372063_00375_29988_4173.N1	25-NOV-2007 01:47:01	Bright	37.000	79	26Bet Per	2.3100	13100.	74	29988	No
24	GOM_NL__2PRFIN20071125_014927_000000382063_00375_29988_4174.N1	25-NOV-2007 01:49:27	Bright	37.500	175	39Del Per	3.0100	19400.	75	29988	No
25	GOM_NL__2PRFIN20071125_015229_000000352063_00375_29988_4175.N1	25-NOV-2007 01:52:29	Bright	34.500	110	37Del Cas	2.6780	8900.0	69	29988	No
26	GOM_NL__2PRFIN20071125_020028_000000342063_00375_29988_4176.N1	25-NOV-2007 02:00:28	Bright	34.000	49	1Alp UMi	1.9900	6300.0	68	29988	No
27	GOM_NL__2PRFIN20071125_020503_000000362063_00375_29988_4177.N1	25-NOV-2007 02:05:03	Bright	36.000	60	7Bet UMi	2.0810	3950.0	72	29988	No
28	GOM_NL__2PRFIN20071125_021027_000000392063_00375_29988_4178.N1	25-NOV-2007 02:10:27	Bright	39.000	32	77Eps UMa	1.7630	11000.	78	29988	No
29	GOM_NL__2PRFIN20071125_021220_000000372063_00375_29988_4179.N1	25-NOV-2007 02:12:20	Bright	37.000	39	85Eta UMa	1.8540	24000.	74	29988	No
30	GOM_NL__2PRFIN20071125_021548_000000352063_00375_29988_4180.N1	25-NOV-2007 02:15:48	Bright	35.000	152	12Alp2CVn	2.8900	11000.	70	29988	No
31	GOM_NL__2PRFIN20071125_022102_000000332063_00375_29988_4181.N1	25-NOV-2007 02:21:02	Bright	33.000	111	8Eta Boo	2.6800	6000.0	66	29988	No
32	GOM_NL__2PRFIN20071125_022355_000000422063_00375_29988_4182.N1	25-NOV-2007 02:23:55	Bright	42.000	138	47Eps Vir	2.8280	4700.0	84	29988	No
33	GOM_NL__2PRFIN20071125_022759_000000392063_00375_29988_4183.N1	25-NOV-2007 02:27:59	Bright	39.000	121	29Gam Vir	2.7400	7200.0	78	29988	No
34	GOM_NL__2PRFIN20071125_023455_000000442063_00375_29988_4184.N1	25-NOV-2007 02:34:55	Twilight	44.000	171	2Eps Crv	3.0010	4250.0	88	29988	No
35	GOM_NL__2PRFIN20071125_024422_000000412063_00376_29989_4185.N1	25-NOV-2007 02:44:22	Dark	41.000	113	Mu Vel	2.6920	5000.0	82	29989	No
36	GOM_NL__2PRFIN20071125_024647_000000382063_00376_29989_4186.N1	25-NOV-2007 02:46:47	Dark	38.000	124	The Car	2.7640	30000.	76	29989	No
37	GOM_NL__2PRFIN20071125_024937_000000392063_00376_29989_4187.N1	25-NOV-2007 02:49:37	Dark	39.000	29	Bet Car	1.6720	10200.	78	29989	No
38	GOM_NL__2PRFIN20071125_025111_000000442063_00376_29989_4188.N1	25-NOV-2007 02:51:11	Dark	43.500	41	Eps Car	1.8600	4100.0	87	29989	No
39	GOM_NL__2PRFIN20071125_025639_000000492063_00376_29989_4189.N1	25-NOV-2007 02:56:39	Dark	48.500	2	Alp Car	-0.73600	7000.0	97	29989	No
40	GOM_NL__2PRFIN20071125_031132_000000472063_00376_29989_4190.N1	25-NOV-2007 03:11:32	Straylight	47.000	165	34Gam Eri	2.9500	3200.0	94	29989	No
41	GOM_NL__2PRFIN20071125_031657_000000442063_00376_29989_4191.N1	25-NOV-2007 03:16:57	Twilight	43.500	94	92Alp Cet	2.5260	3100.0	87	29989	No
42	GOM_NL__2PRFIN20071125_032550_000000362063_00376_29989_4192.N1	25-NOV-2007 03:25:50	Bright	36.000	173	4Bet Tri	3.0040	8900.0	72	29989	No

43	GOM_NL__2PRFIN20071125_032737_000000382063_00376_29989_4193.N1	25-NOV-2007 03:27:37	Bright	38.000	79	26Bet Per	2.3100	13100.	76	29989	No
44	GOM_NL__2PRFIN20071125_033003_000000372063_00376_29989_4194.N1	25-NOV-2007 03:30:03	Bright	36.500	175	39Del Per	3.0100	19400.	73	29989	No
45	GOM_NL__2PRFIN20071125_033305_000000352063_00376_29989_4195.N1	25-NOV-2007 03:33:05	Bright	35.000	110	37Del Cas	2.6780	8900.0	70	29989	No
46	GOM_NL__2PRFIN20071125_034104_000000362063_00376_29989_4196.N1	25-NOV-2007 03:41:04	Bright	35.500	49	1Alp UMi	1.9900	6300.0	71	29989	No
47	GOM_NL__2PRFIN20071125_034538_000000352063_00376_29989_4197.N1	25-NOV-2007 03:45:38	Bright	34.500	60	7Bet UMi	2.0810	3950.0	69	29989	No
48	GOM_NL__2PRFIN20071125_035103_000000382063_00376_29989_4198.N1	25-NOV-2007 03:51:03	Bright	37.500	32	77Eps UMa	1.7630	11000.	75	29989	No
49	GOM_NL__2PRFIN20071125_035256_000000372063_00376_29989_4199.N1	25-NOV-2007 03:52:56	Bright	36.500	39	85Eta UMa	1.8540	24000.	73	29989	No
50	GOM_NL__2PRFIN20071125_035624_000000372063_00376_29989_4200.N1	25-NOV-2007 03:56:24	Bright	36.500	152	12Alp2CVn	2.8900	11000.	73	29989	No
51	GOM_NL__2PRFIN20071125_040138_000000332063_00376_29989_4201.N1	25-NOV-2007 04:01:38	Bright	33.000	111	8Eta Boo	2.6800	6000.0	66	29989	No
52	GOM_NL__2PRFIN20071125_040431_000000362063_00376_29989_4202.N1	25-NOV-2007 04:04:31	Bright	36.000	138	47Eps Vir	2.8280	4700.0	72	29989	No
53	GOM_NL__2PRFIN20071125_040836_000000402063_00376_29989_4203.N1	25-NOV-2007 04:08:36	Bright	40.000	121	29Gam Vir	2.7400	7200.0	80	29989	No
54	GOM_NL__2PRFIN20071125_041357_000000432063_00376_29989_4204.N1	25-NOV-2007 04:13:57	Twilight	42.500	100	4Gam Crv	2.5800	13100.	85	29989	No
55	GOM_NL__2PRFIN20071125_041531_000000432063_00376_29989_4205.N1	25-NOV-2007 04:15:31	Twilight	43.000	171	2Eps Crv	3.0010	4250.0	86	29989	No
56	GOM_NL__2PRFIN20071125_042459_000000422063_00377_29990_4198.N1	25-NOV-2007 04:24:59	Dark	41.500	113	Mu Vel	2.6920	5000.0	83	29990	No
57	GOM_NL__2PRFIN20071125_042723_000000372063_00377_29990_4199.N1	25-NOV-2007 04:27:23	Dark	37.000	124	The Car	2.7640	30000.	74	29990	No
58	GOM_NL__2PRFIN20071125_043014_000000392063_00377_29990_4200.N1	25-NOV-2007 04:30:14	Dark	38.500	29	Bet Car	1.6720	10200.	77	29990	No
59	GOM_NL__2PRFIN20071125_043147_000000432063_00377_29990_4201.N1	25-NOV-2007 04:31:47	Dark	42.500	41	Eps Car	1.8600	4100.0	85	29990	No
60	GOM_NL__2PRFIN20071125_043716_000000452063_00377_29990_4202.N1	25-NOV-2007 04:37:16	Dark	45.000	2	Alp Car	-0.73600	7000.0	90	29990	No
61	GOM_NL__2PRFIN20071125_045208_000000482063_00377_29990_4203.N1	25-NOV-2007 04:52:08	Straylight	47.500	165	34Gam Eri	2.9500	3200.0	95	29990	No
62	GOM_NL__2PRFIN20071125_045733_000000462063_00377_29990_4204.N1	25-NOV-2007 04:57:33	Twilight	46.000	94	92Alp Cet	2.5260	3100.0	92	29990	No
63	GOM_NL__2PRFIN20071125_050626_000000352063_00377_29990_4205.N1	25-NOV-2007 05:06:26	Bright	34.500	173	4Bet Tri	3.0040	8900.0	69	29990	No
64	GOM_NL__2PRFIN20071125_050813_000000382063_00377_29990_4206.N1	25-NOV-2007 05:08:13	Bright	37.500	79	26Bet Per	2.3100	13100.	75	29990	No
65	GOM_NL__2PRFIN20071125_051039_000000382063_00377_29990_4207.N1	25-NOV-2007 05:10:39	Bright	38.000	175	39Del Per	3.0100	19400.	76	29990	No
66	GOM_NL__2PRFIN20071125_051341_000000352063_00377_29990_4208.N1	25-NOV-2007 05:13:41	Bright	34.500	110	37Del Cas	2.6780	8900.0	69	29990	No
67	GOM_NL__2PRFIN20071125_052140_000000382063_00377_29990_4209.N1	25-NOV-2007 05:21:40	Bright	37.500	49	1Alp UMi	1.9900	6300.0	75	29990	No
68	GOM_NL__2PRFIN20071125_052615_000000332063_00377_29990_4210.N1	25-NOV-2007 05:26:15	Bright	32.500	60	7Bet UMi	2.0810	3950.0	65	29990	No
69	GOM_NL__2PRFIN20071125_053139_000000352063_00377_29990_4211.N1	25-NOV-2007 05:31:39	Bright	35.000	32	77Eps UMa	1.7630	11000.	70	29990	No
70	GOM_NL__2PRFIN20071125_053332_000000372063_00377_29990_4212.N1	25-NOV-2007 05:33:32	Bright	36.500	39	85Eta UMa	1.8540	24000.	73	29990	No
71	GOM_NL__2PRFIN20071125_053700_000000372063_00377_29990_4213.N1	25-NOV-2007 05:37:00	Bright	37.000	152	12Alp2CVn	2.8900	11000.	74	29990	No
72	GOM_NL__2PRFIN20071125_054214_000000342063_00377_29990_4214.N1	25-NOV-2007 05:42:14	Bright	33.500	111	8Eta Boo	2.6800	6000.0	67	29990	No
73	GOM_NL__2PRFIN20071125_054507_000000372063_00377_29990_4215.N1	25-NOV-2007 05:45:07	Bright	36.500	138	47Eps Vir	2.8280	4700.0	73	29990	No
74	GOM_NL__2PRFIN20071125_054912_000000502063_00377_29990_4216.N1	25-NOV-2007 05:49:12	Bright	50.000	121	29Gam Vir	2.7400	7200.0	100	29990	No
75	GOM_NL__2PRFIN20071125_055434_000000442063_00377_29990_4217.N1	25-NOV-2007 05:54:34	Twilight	43.500	100	4Gam Crv	2.5800	13100.	87	29990	No
76	GOM_NL__2PRFIN20071125_055608_000000462063_00377_29990_4218.N1	25-NOV-2007 05:56:08	Twilight	46.000	171	2Eps Crv	3.0010	4250.0	92	29990	No
77	GOM_NL__2PRFIN20071125_060535_000000442063_00378_29991_4212.N1	25-NOV-2007 06:05:35	Dark	43.500	113	Mu Vel	2.6920	5000.0	87	29991	No
78	GOM_NL__2PRFIN20071125_060800_000000382063_00378_29991_4213.N1	25-NOV-2007 06:08:00	Dark	38.000	124	The Car	2.7640	30000.	76	29991	No
79	GOM_NL__2PRFIN20071125_061050_000000382063_00378_29991_4214.N1	25-NOV-2007 06:10:50	Dark	38.000	29	Bet Car	1.6720	10200.	76	29991	No
80	GOM_NL__2PRFIN20071125_061224_000000532063_00378_29991_4215.N1	25-NOV-2007 06:12:24	Dark	52.500	41	Eps Car	1.8600	4100.0	105	29991	No
81	GOM_NL__2PRFIN20071125_061752_000000592063_00378_29991_4216.N1	25-NOV-2007 06:17:52	Dark	59.000	2	Alp Car	-0.73600	7000.0	118	29991	No
82	GOM_NL__2PRFIN20071125_063245_000000472063_00378_29991_4217.N1	25-NOV-2007 06:32:45	Straylight	47.000	165	34Gam Eri	2.9500	3200.0	94	29991	No
83	GOM_NL__2PRFIN20071125_063809_000000452063_00378_29991_4218.N1	25-NOV-2007 06:38:09	Twilight	45.000	94	92Alp Cet	2.5260	3100.0	90	29991	No
84	GOM_NL__2PRFIN20071125_064702_000000342063_00378_29991_4219.N1	25-NOV-2007 06:47:02	Bright	34.000	173	4Bet Tri	3.0040	8900.0	68	29991	No
85	GOM_NL__2PRFIN20071125_064849_000000362063_00378_29991_4220.N1	25-NOV-2007 06:48:49	Bright	35.500	79	26Bet Per	2.3100	13100.	71	29991	No
86	GOM_NL__2PRFIN20071125_065114_000000382063_00378_29991_4221.N1	25-NOV-2007 06:51:14	Bright	38.000	175	39Del Per	3.0100	19400.	76	29991	No
87	GOM_NL__2PRFIN20071125_065417_000000362063_00378_29991_4222.N1	25-NOV-2007 06:54:17	Bright	35.500	110	37Del Cas	2.6780	8900.0	71	29991	No
88	GOM_NL__2PRFIN20071125_070216_000000372063_00378_29991_4223.N1	25-NOV-2007 07:02:16	Bright	36.500	49	1Alp UMi	1.9900	6300.0	73	29991	No
89	GOM_NL__2PRFIN20071125_070651_000000382063_00378_29991_4224.N1	25-NOV-2007 07:06:51	Bright	37.500	60	7Bet UMi	2.0810	3950.0	75	29991	No
90	GOM_NL__2PRFIN20071125_071215_000000392063_00378_29991_4225.N1	25-NOV-2007 07:12:15	Bright	39.000	32	77Eps UMa	1.7630	11000.	78	29991	No
91	GOM_NL__2PRFIN20071125_071408_000000362063_00378_29991_4226.N1	25-NOV-2007 07:14:08	Bright	36.000	39	85Eta UMa	1.8540	24000.	72	29991	No
92	GOM_NL__2PRFIN20071125_071736_000000372063_00378_29991_4227.N1	25-NOV-2007 07:17:36	Bright	36.500	152	12Alp2CVn	2.8900	11000.	73	29991	No
93	GOM_NL__2PRFIN20071125_072250_000000342063_00378_29991_4228.N1	25-NOV-2007 07:22:50	Bright	33.500	111	8Eta Boo	2.6800	6000.0	67	29991	No
94	GOM_NL__2PRFIN20071125_072544_000000372063_00378_29991_4229.N1	25-NOV-2007 07:25:44	Bright	36.500	138	47Eps Vir	2.8280	4700.0	73	29991	No
95	GOM_NL__2PRFIN20071125_072948_000000392063_00378_29991_4230.N1	25-NOV-2007 07:29:48	Bright	39.000	121	29Gam Vir	2.7400	7200.0	78	29991	No
96	GOM_NL__2PRFIN20071125_073511_000000452063_00378_29991_4231.N1	25-NOV-2007 07:35:11	Twilight	44.500	100	4Gam Crv	2.5800	13100.	89	29991	No
97	GOM_NL__2PRFIN20071125_073645_000000472063_00378_29991_4232.N1	25-NOV-2007 07:36:45	Twilight	47.000	171	2Eps Crv	3.0010	4250.0	94	29991	No
98	GOM_NL__2PRFIN20071125_074612_000000432063_00379_29992_4225.N1	25-NOV-2007 07:46:12	Dark	42.500	113	Mu Vel	2.6920	5000.0	85	29992	No
99	GOM_NL__2PRFIN20071125_074836_000000372063_00379_29992_4226.N1	25-NOV-2007 07:48:36	Dark	37.000	124	The Car	2.7640	30000.	74	29992	No
100	GOM_NL__2PRFIN20071125_075126_000000402063_00379_29992_4227.N1	25-NOV-2007 07:51:26	Dark	39.500	29	Bet Car	1.6720	10200.	79	29992	No
101	GOM_NL__2PRFIN20071125_075300_000000532063_00379_29992_4228.N1	25-NOV-2007 07:53:00	Dark	53.000	41	Eps Car	1.8600	4100.0	106	29992	No

102	GOM_NL__2PRFIN20071125_075829_000000482063_00379_29992_4229.N1	25-NOV-2007 07:58:29	Dark	47.500	2	Alp Car	-0.73600	7000.0	95	29992	No
103	GOM_NL__2PRFIN20071125_081321_000000442063_00379_29992_4230.N1	25-NOV-2007 08:13:21	Straylight	44.000	165	34Gam Eri	2.9500	3200.0	88	29992	No
104	GOM_NL__2PRFIN20071125_081845_000000452063_00379_29992_4231.N1	25-NOV-2007 08:18:45	Twilight	45.000	94	92Alp Cet	2.5260	3100.0	90	29992	No
105	GOM_NL__2PRFIN20071125_082738_000000352063_00379_29992_4232.N1	25-NOV-2007 08:27:38	Bright	35.000	173	4Bet Tri	3.0040	8900.0	70	29992	No
106	GOM_NL__2PRFIN20071125_082924_000000362063_00379_29992_4233.N1	25-NOV-2007 08:29:24	Bright	36.000	79	26Bet Per	2.3100	13100.	72	29992	No
107	GOM_NL__2PRFIN20071125_083150_000000382063_00379_29992_4234.N1	25-NOV-2007 08:31:50	Bright	37.500	175	39Del Per	3.0100	19400.	75	29992	No
108	GOM_NL__2PRFIN20071125_083453_000000522063_00379_29992_4235.N1	25-NOV-2007 08:34:53	Bright	52.000	110	37Del Cas	2.6780	8900.0	104	29992	No
109	GOM_NL__2PRFIN20071125_084252_000000362063_00379_29992_4236.N1	25-NOV-2007 08:42:52	Bright	36.000	49	1Alp UMi	1.9900	6300.0	72	29992	No
110	GOM_NL__2PRFIN20071125_084727_000000382063_00379_29992_4237.N1	25-NOV-2007 08:47:27	Bright	37.500	60	7Bet UMi	2.0810	3950.0	75	29992	No
111	GOM_NL__2PRFIN20071125_085250_000000382063_00379_29992_4238.N1	25-NOV-2007 08:52:50	Bright	38.000	32	77Eps UMa	1.7630	11000.	76	29992	No
112	GOM_NL__2PRFIN20071125_085444_000000362063_00379_29992_4239.N1	25-NOV-2007 08:54:44	Bright	36.000	39	85Eta UMa	1.8540	24000.	72	29992	No
113	GOM_NL__2PRFIN20071125_085812_000000372063_00379_29992_4240.N1	25-NOV-2007 08:58:12	Bright	36.500	152	12Alp2CVn	2.8900	11000.	73	29992	No
114	GOM_NL__2PRFIN20071125_090326_000000342063_00379_29992_4241.N1	25-NOV-2007 09:03:26	Bright	33.500	111	8Eta Boo	2.6800	6000.0	67	29992	No
115	GOM_NL__2PRFIN20071125_090620_000000382063_00379_29992_4242.N1	25-NOV-2007 09:06:20	Bright	37.500	138	47Eps Vir	2.8280	4700.0	75	29992	No
116	GOM_NL__2PRFIN20071125_091025_000000402063_00379_29992_4243.N1	25-NOV-2007 09:10:25	Bright	39.500	121	29Gam Vir	2.7400	7200.0	79	29992	No
117	GOM_NL__2PRFIN20071125_091547_000000452063_00379_29992_4244.N1	25-NOV-2007 09:15:47	Twilight	45.000	100	4Gam Crv	2.5800	13100.	90	29992	No
118	GOM_NL__2PRFIN20071125_091721_000000452063_00379_29992_4245.N1	25-NOV-2007 09:17:21	Twilight	44.500	171	2Eps Crv	3.0010	4250.0	89	29992	No
119	GOM_NL__2PRFIN20071125_092648_000000432063_00380_29993_4234.N1	25-NOV-2007 09:26:48	Dark	42.500	113	Mu Vel	2.6920	5000.0	85	29993	No
120	GOM_NL__2PRFIN20071125_092912_000000382063_00380_29993_4235.N1	25-NOV-2007 09:29:12	Dark	38.000	124	The Car	2.7640	30000.	76	29993	No
121	GOM_NL__2PRFIN20071125_093203_000000372063_00380_29993_4236.N1	25-NOV-2007 09:32:03	Dark	37.000	29	Bet Car	1.6720	10200.	74	29993	No
122	GOM_NL__2PRFIN20071125_093337_000000432063_00380_29993_4237.N1	25-NOV-2007 09:33:37	Dark	42.500	41	Eps Car	1.8600	4100.0	85	29993	No
123	GOM_NL__2PRFIN20071125_093905_000000492063_00380_29993_4238.N1	25-NOV-2007 09:39:05	Dark	49.000	2	Alp Car	-0.73600	7000.0	98	29993	No
124	GOM_NL__2PRFIN20071125_095357_000000472063_00380_29993_4239.N1	25-NOV-2007 09:53:57	Straylight	46.500	165	34Gam Eri	2.9500	3200.0	93	29993	No
125	GOM_NL__2PRFIN20071125_095920_000000472063_00380_29993_4240.N1	25-NOV-2007 09:59:20	Twilight	46.500	94	92Alp Cet	2.5260	3100.0	93	29993	No
126	GOM_NL__2PRFIN20071125_100814_000000352063_00380_29993_4241.N1	25-NOV-2007 10:08:14	Bright	35.000	173	4Bet Tri	3.0040	8900.0	70	29993	No
127	GOM_NL__2PRFIN20071125_101000_000000362063_00380_29993_4242.N1	25-NOV-2007 10:10:00	Bright	35.500	79	26Bet Per	2.3100	13100.	71	29993	No
128	GOM_NL__2PRFIN20071125_101225_000000392063_00380_29993_4243.N1	25-NOV-2007 10:12:25	Bright	38.500	175	39Del Per	3.0100	19400.	77	29993	No
129	GOM_NL__2PRFIN20071125_101530_000000522063_00380_29993_4244.N1	25-NOV-2007 10:15:30	Bright	52.000	110	37Del Cas	2.6780	8900.0	104	29993	No
130	GOM_NL__2PRFIN20071125_102328_000000362063_00380_29993_4245.N1	25-NOV-2007 10:23:28	Bright	36.000	49	1Alp UMi	1.9900	6300.0	72	29993	No
131	GOM_NL__2PRFIN20071125_102802_000000372063_00380_29993_4246.N1	25-NOV-2007 10:28:02	Bright	37.000	60	7Bet UMi	2.0810	3950.0	74	29993	No
132	GOM_NL__2PRFIN20071125_103326_000000362063_00380_29993_4247.N1	25-NOV-2007 10:33:26	Bright	36.000	32	77Eps UMa	1.7630	11000.	72	29993	No
133	GOM_NL__2PRFIN20071125_103520_000000352063_00380_29993_4248.N1	25-NOV-2007 10:35:20	Bright	35.000	39	85Eta UMa	1.8540	24000.	70	29993	No
134	GOM_NL__2PRFIN20071125_103848_000000422063_00380_29993_4249.N1	25-NOV-2007 10:38:48	Bright	41.500	152	12Alp2CVn	2.8900	11000.	83	29993	No
135	GOM_NL__2PRFIN20071125_104402_000000342063_00380_29993_4250.N1	25-NOV-2007 10:44:02	Bright	33.500	111	8Eta Boo	2.6800	6000.0	67	29993	No
136	GOM_NL__2PRFIN20071125_104656_000000382063_00380_29993_4251.N1	25-NOV-2007 10:46:56	Bright	37.500	138	47Eps Vir	2.8280	4700.0	75	29993	No
137	GOM_NL__2PRFIN20071125_105101_000000442063_00380_29993_4252.N1	25-NOV-2007 10:51:01	Bright	44.000	121	29Gam Vir	2.7400	7200.0	88	29993	No
138	GOM_NL__2PRFIN20071125_105624_000000432063_00380_29993_4253.N1	25-NOV-2007 10:56:24	Twilight	43.000	100	4Gam Crv	2.5800	13100.	86	29993	No
139	GOM_NL__2PRFIN20071125_105758_000000432063_00380_29993_4254.N1	25-NOV-2007 10:57:58	Twilight	42.500	171	2Eps Crv	3.0010	4250.0	85	29993	No
140	GOM_NL__2PRFIN20071125_110725_000000432063_00381_29994_4258.N1	25-NOV-2007 11:07:25	Dark	42.500	113	Mu Vel	2.6920	5000.0	85	29994	No
141	GOM_NL__2PRFIN20071125_110948_000000392063_00381_29994_4259.N1	25-NOV-2007 11:09:48	Dark	38.500	124	The Car	2.7640	30000.	77	29994	No
142	GOM_NL__2PRFIN20071125_111239_000000392063_00381_29994_4260.N1	25-NOV-2007 11:12:39	Dark	39.000	29	Bet Car	1.6720	10200.	78	29994	No
143	GOM_NL__2PRFIN20071125_111413_000000422063_00381_29994_4261.N1	25-NOV-2007 11:14:13	Dark	42.000	41	Eps Car	1.8600	4100.0	84	29994	No
144	GOM_NL__2PRFIN20071125_111942_000000562063_00381_29994_4262.N1	25-NOV-2007 11:19:42	Dark	56.000	2	Alp Car	-0.73600	7000.0	112	29994	No
145	GOM_NL__2PRFIN20071125_113433_000000412063_00381_29994_4263.N1	25-NOV-2007 11:34:33	Straylight	41.000	165	34Gam Eri	2.9500	3200.0	82	29994	No
146	GOM_NL__2PRFIN20071125_113956_000000422063_00381_29994_4264.N1	25-NOV-2007 11:39:56	Twilight	41.500	94	92Alp Cet	2.5260	3100.0	83	29994	No
147	GOM_NL__2PRFIN20071125_114850_000000362063_00381_29994_4265.N1	25-NOV-2007 11:48:50	Bright	35.500	173	4Bet Tri	3.0040	8900.0	71	29994	No
148	GOM_NL__2PRFIN20071125_115036_000000372063_00381_29994_4266.N1	25-NOV-2007 11:50:36	Bright	36.500	79	26Bet Per	2.3100	13100.	73	29994	No
149	GOM_NL__2PRFIN20071125_115301_000000372063_00381_29994_4267.N1	25-NOV-2007 11:53:01	Bright	36.500	175	39Del Per	3.0100	19400.	73	29994	No
150	GOM_NL__2PRFIN20071125_115605_000000352063_00381_29994_4268.N1	25-NOV-2007 11:56:05	Bright	34.500	110	37Del Cas	2.6780	8900.0	69	29994	No
151	GOM_NL__2PRFIN20071125_120404_000000362063_00381_29994_4269.N1	25-NOV-2007 12:04:04	Bright	35.500	49	1Alp UMi	1.9900	6300.0	71	29994	No
152	GOM_NL__2PRFIN20071125_120838_000000372063_00381_29994_4270.N1	25-NOV-2007 12:08:38	Bright	37.000	60	7Bet UMi	2.0810	3950.0	74	29994	No
153	GOM_NL__2PRFIN20071125_121402_000000382063_00381_29994_4271.N1	25-NOV-2007 12:14:02	Bright	37.500	32	77Eps UMa	1.7630	11000.	75	29994	No
154	GOM_NL__2PRFIN20071125_121556_000000362063_00381_29994_4272.N1	25-NOV-2007 12:15:56	Bright	36.000	39	85Eta UMa	1.8540	24000.	72	29994	No
155	GOM_NL__2PRFIN20071125_121924_000000372063_00381_29994_4273.N1	25-NOV-2007 12:19:24	Bright	37.000	152	12Alp2CVn	2.8900	11000.	74	29994	No
156	GOM_NL__2PRFIN20071125_122439_000000332063_00381_29994_4274.N1	25-NOV-2007 12:24:39	Bright	33.000	111	8Eta Boo	2.6800	6000.0	66	29994	No
157	GOM_NL__2PRFIN20071125_122732_000000372063_00381_29994_4275.N1	25-NOV-2007 12:27:32	Bright	36.500	138	47Eps Vir	2.8280	4700.0	73	29994	No
158	GOM_NL__2PRFIN20071125_123137_000000572063_00381_29994_4276.N1	25-NOV-2007 12:31:37	Bright	57.000	121	29Gam Vir	2.7400	7200.0	114	29994	No
159	GOM_NL__2PRFIN20071125_123700_000000462063_00381_29994_4277.N1	25-NOV-2007 12:37:00	Twilight	45.500	100	4Gam Crv	2.5800	13100.	91	29994	No
160	GOM_NL__2PRFIN20071125_123834_000000412063_00381_29994_4278.N1	25-NOV-2007 12:38:34	Twilight	41.000	171	2Eps Crv	3.0010	4250.0	82	29994	No

161	GOM_NL__2PRFIN20071125_124802_000000422063_00382_29995_4272.N1	25-NOV-2007 12:48:02	Dark	42.000	113	Mu Vel	2.6920	5000.0	84	29995	No
162	GOM_NL__2PRFIN20071125_125025_000000372063_00382_29995_4273.N1	25-NOV-2007 12:50:25	Dark	36.500	124	The Car	2.7640	30000.	73	29995	No
163	GOM_NL__2PRFIN20071125_125315_000000382063_00382_29995_4274.N1	25-NOV-2007 12:53:15	Dark	37.500	29	Bet Car	1.6720	10200.	75	29995	No
164	GOM_NL__2PRFIN20071125_125450_000000442063_00382_29995_4275.N1	25-NOV-2007 12:54:50	Dark	43.500	41	Eps Car	1.8600	4100.0	87	29995	No
165	GOM_NL__2PRFIN20071125_130018_000000572063_00382_29995_4276.N1	25-NOV-2007 13:00:18	Dark	57.000	2	Alp Car	-0.73600	7000.0	114	29995	No
166	GOM_NL__2PRFIN20071125_131508_000000442063_00382_29995_4277.N1	25-NOV-2007 13:15:08	Straylight	44.000	165	34Gam Eri	2.9500	3200.0	88	29995	No
167	GOM_NL__2PRFIN20071125_132032_000000432063_00382_29995_4278.N1	25-NOV-2007 13:20:32	Twi_and_stray	42.500	94	92Alp Cet	2.5260	3100.0	85	29995	No
168	GOM_NL__2PRFIN20071125_132926_000000352063_00382_29995_4279.N1	25-NOV-2007 13:29:26	Bright	35.000	173	4Bet Tri	3.0040	8900.0	70	29995	No
169	GOM_NL__2PRFIN20071125_133111_000000382063_00382_29995_4280.N1	25-NOV-2007 13:31:11	Bright	37.500	79	26Bet Per	2.3100	13100.	75	29995	No
170	GOM_NL__2PRFIN20071125_133337_000000382063_00382_29995_4281.N1	25-NOV-2007 13:33:37	Bright	38.000	175	39Del Per	3.0100	19400.	76	29995	No
171	GOM_NL__2PRFIN20071125_133642_000000352063_00382_29995_4282.N1	25-NOV-2007 13:36:42	Bright	34.500	110	37Del Cas	2.6780	8900.0	69	29995	No
172	GOM_NL__2PRFIN20071125_134440_000000352063_00382_29995_4283.N1	25-NOV-2007 13:44:40	Bright	34.500	49	1Alp UMi	1.9900	6300.0	69	29995	No
173	GOM_NL__2PRFIN20071125_134914_000000322063_00382_29995_4284.N1	25-NOV-2007 13:49:14	Bright	32.000	60	7Bet UMi	2.0810	3950.0	64	29995	No
174	GOM_NL__2PRFIN20071125_135438_000000362063_00382_29995_4285.N1	25-NOV-2007 13:54:38	Bright	36.000	32	77Eps UMa	1.7630	11000.	72	29995	No
175	GOM_NL__2PRFIN20071125_135632_000000362063_00382_29995_4286.N1	25-NOV-2007 13:56:32	Bright	35.500	39	85Eta UMa	1.8540	24000.	71	29995	No
176	GOM_NL__2PRFIN20071125_140000_000000372063_00382_29995_4287.N1	25-NOV-2007 14:00:00	Bright	36.500	152	12Alp2CVn	2.8900	11000.	73	29995	No
177	GOM_NL__2PRFIN20071125_140515_000000342063_00382_29995_4288.N1	25-NOV-2007 14:05:15	Bright	34.000	111	8Eta Boo	2.6800	6000.0	68	29995	No
178	GOM_NL__2PRFIN20071125_140808_000000392063_00382_29995_4289.N1	25-NOV-2007 14:08:08	Bright	38.500	138	47Eps Vir	2.8280	4700.0	77	29995	No
179	GOM_NL__2PRFIN20071125_141214_000000572063_00382_29995_4290.N1	25-NOV-2007 14:12:14	Bright	57.000	121	29Gam Vir	2.7400	7200.0	114	29995	No
180	GOM_NL__2PRFIN20071125_141737_000000452063_00382_29995_4291.N1	25-NOV-2007 14:17:37	Twi_and_stray	44.500	100	4Gam Crv	2.5800	13100.	89	29995	No
181	GOM_NL__2PRFIN20071125_141911_000000442063_00382_29995_4292.N1	25-NOV-2007 14:19:11	Twilight	44.000	171	2Eps Crv	3.0010	4250.0	88	29995	No
182	GOM_NL__2PRFIN20071125_142838_000000422063_00383_29996_4287.N1	25-NOV-2007 14:28:38	Dark	42.000	113	Mu Vel	2.6920	5000.0	84	29996	No
183	GOM_NL__2PRFIN20071125_143101_000000392063_00383_29996_4288.N1	25-NOV-2007 14:31:01	Dark	39.000	124	The Car	2.7640	30000.	78	29996	No
184	GOM_NL__2PRFIN20071125_143352_000000372063_00383_29996_4289.N1	25-NOV-2007 14:33:52	Dark	36.500	29	Bet Car	1.6720	10200.	73	29996	No
185	GOM_NL__2PRFIN20071125_143526_000000412063_00383_29996_4290.N1	25-NOV-2007 14:35:26	Dark	40.500	41	Eps Car	1.8600	4100.0	81	29996	No
186	GOM_NL__2PRFIN20071125_144054_000000522063_00383_29996_4291.N1	25-NOV-2007 14:40:54	Dark	51.500	2	Alp Car	-0.73600	7000.0	103	29996	No
187	GOM_NL__2PRFIN20071125_145544_000000452063_00383_29996_4292.N1	25-NOV-2007 14:55:44	Straylight	44.500	165	34Gam Eri	2.9500	3200.0	89	29996	No
188	GOM_NL__2PRFIN20071125_150108_000000442063_00383_29996_4293.N1	25-NOV-2007 15:01:08	Twi_and_stray	44.000	94	92Alp Cet	2.5260	3100.0	88	29996	No
189	GOM_NL__2PRFIN20071125_151002_000000362063_00383_29996_4294.N1	25-NOV-2007 15:10:02	Bright	36.000	173	4Bet Tri	3.0040	8900.0	72	29996	No
190	GOM_NL__2PRFIN20071125_151147_000000382063_00383_29996_4295.N1	25-NOV-2007 15:11:47	Bright	37.500	79	26Bet Per	2.3100	13100.	75	29996	No
191	GOM_NL__2PRFIN20071125_151412_000000382063_00383_29996_4296.N1	25-NOV-2007 15:14:12	Bright	37.500	175	39Del Per	3.0100	19400.	75	29996	No
192	GOM_NL__2PRFIN20071125_152516_000000372063_00383_29996_4297.N1	25-NOV-2007 15:25:16	Bright	36.500	49	1Alp UMi	1.9900	6300.0	73	29996	No
193	GOM_NL__2PRFIN20071125_152950_000000372063_00383_29996_4298.N1	25-NOV-2007 15:29:50	Bright	37.000	60	7Bet UMi	2.0810	3950.0	74	29996	No
194	GOM_NL__2PRFIN20071125_153514_000000402063_00383_29996_4299.N1	25-NOV-2007 15:35:14	Bright	39.500	32	77Eps UMa	1.7630	11000.	79	29996	No
195	GOM_NL__2PRFIN20071125_153708_000000412063_00383_29996_4300.N1	25-NOV-2007 15:37:08	Bright	40.500	39	85Eta UMa	1.8540	24000.	81	29996	No
196	GOM_NL__2PRFIN20071125_154036_000000382063_00383_29996_4301.N1	25-NOV-2007 15:40:36	Bright	37.500	152	12Alp2CVn	2.8900	11000.	75	29996	No
197	GOM_NL__2PRFIN20071125_154551_000000342063_00383_29996_4302.N1	25-NOV-2007 15:45:51	Bright	34.000	111	8Eta Boo	2.6800	6000.0	68	29996	No
198	GOM_NL__2PRFIN20071125_154845_000000562063_00383_29996_4303.N1	25-NOV-2007 15:48:45	Bright	56.000	138	47Eps Vir	2.8280	4700.0	112	29996	No
199	GOM_NL__2PRFIN20071125_155250_000000392063_00383_29996_4304.N1	25-NOV-2007 15:52:50	Bright	39.000	121	29Gam Vir	2.7400	7200.0	78	29996	No
200	GOM_NL__2PRFIN20071125_155813_000000422063_00383_29996_4305.N1	25-NOV-2007 15:58:13	Twi_and_stray	41.500	100	4Gam Crv	2.5800	13100.	83	29996	No
201	GOM_NL__2PRFIN20071125_155947_000000452063_00383_29996_4306.N1	25-NOV-2007 15:59:47	Twilight	44.500	171	2Eps Crv	3.0010	4250.0	89	29996	No
202	GOM_NL__2PRFIN20071125_160915_000000422063_00384_29997_4319.N1	25-NOV-2007 16:09:15	Dark	41.500	113	Mu Vel	2.6920	5000.0	83	29997	No
203	GOM_NL__2PRFIN20071125_161138_000000372063_00384_29997_4320.N1	25-NOV-2007 16:11:38	Dark	37.000	124	The Car	2.7640	30000.	74	29997	No
204	GOM_NL__2PRFIN20071125_161428_000000372063_00384_29997_4321.N1	25-NOV-2007 16:14:28	Dark	37.000	29	Bet Car	1.6720	10200.	74	29997	No
205	GOM_NL__2PRFIN20071125_161603_000000452063_00384_29997_4322.N1	25-NOV-2007 16:16:03	Dark	44.500	41	Eps Car	1.8600	4100.0	89	29997	No
206	GOM_NL__2PRFIN20071125_162131_000000422063_00384_29997_4323.N1	25-NOV-2007 16:21:31	Dark	41.500	2	Alp Car	-0.73600	7000.0	83	29997	No
207	GOM_NL__2PRFIN20071125_163621_000000482063_00384_29997_4324.N1	25-NOV-2007 16:36:21	Straylight	48.000	165	34Gam Eri	2.9500	3200.0	96	29997	No
208	GOM_NL__2PRFIN20071125_164144_000000442063_00384_29997_4325.N1	25-NOV-2007 16:41:44	Twi_and_stray	43.500	94	92Alp Cet	2.5260	3100.0	87	29997	No
209	GOM_NL__2PRFIN20071125_165038_000000352063_00384_29997_4326.N1	25-NOV-2007 16:50:38	Bright	35.000	173	4Bet Tri	3.0040	8900.0	70	29997	No
210	GOM_NL__2PRFIN20071125_165223_000000372063_00384_29997_4327.N1	25-NOV-2007 16:52:23	Bright	37.000	79	26Bet Per	2.3100	13100.	74	29997	No
211	GOM_NL__2PRFIN20071125_165448_000000382063_00384_29997_4328.N1	25-NOV-2007 16:54:48	Bright	37.500	175	39Del Per	3.0100	19400.	75	29997	No
212	GOM_NL__2PRFIN20071125_170551_000000372063_00384_29997_4329.N1	25-NOV-2007 17:05:51	Bright	36.500	49	1Alp UMi	1.9900	6300.0	73	29997	No
213	GOM_NL__2PRFIN20071125_171026_000000372063_00384_29997_4330.N1	25-NOV-2007 17:10:26	Bright	37.000	60	7Bet UMi	2.0810	3950.0	74	29997	No
214	GOM_NL__2PRFIN20071125_171550_000000382063_00384_29997_4331.N1	25-NOV-2007 17:15:50	Bright	38.000	32	77Eps UMa	1.7630	11000.	76	29997	No
215	GOM_NL__2PRFIN20071125_171744_000000362063_00384_29997_4332.N1	25-NOV-2007 17:17:44	Bright	36.000	39	85Eta UMa	1.8540	24000.	72	29997	No
216	GOM_NL__2PRFIN20071125_172112_000000372063_00384_29997_4333.N1	25-NOV-2007 17:21:12	Bright	36.500	152	12Alp2CVn	2.8900	11000.	73	29997	No
217	GOM_NL__2PRFIN20071125_172627_000000342063_00384_29997_4334.N1	25-NOV-2007 17:26:27	Bright	34.000	111	8Eta Boo	2.6800	6000.0	68	29997	No
218	GOM_NL__2PRFIN20071125_172921_000000372063_00384_29997_4335.N1	25-NOV-2007 17:29:21	Bright	36.500	138	47Eps Vir	2.8280	4700.0	73	29997	No
219	GOM_NL__2PRFIN20071125_173327_000000392063_00384_29997_4336.N1	25-NOV-2007 17:33:27	Bright	39.000	121	29Gam Vir	2.7400	7200.0	78	29997	No

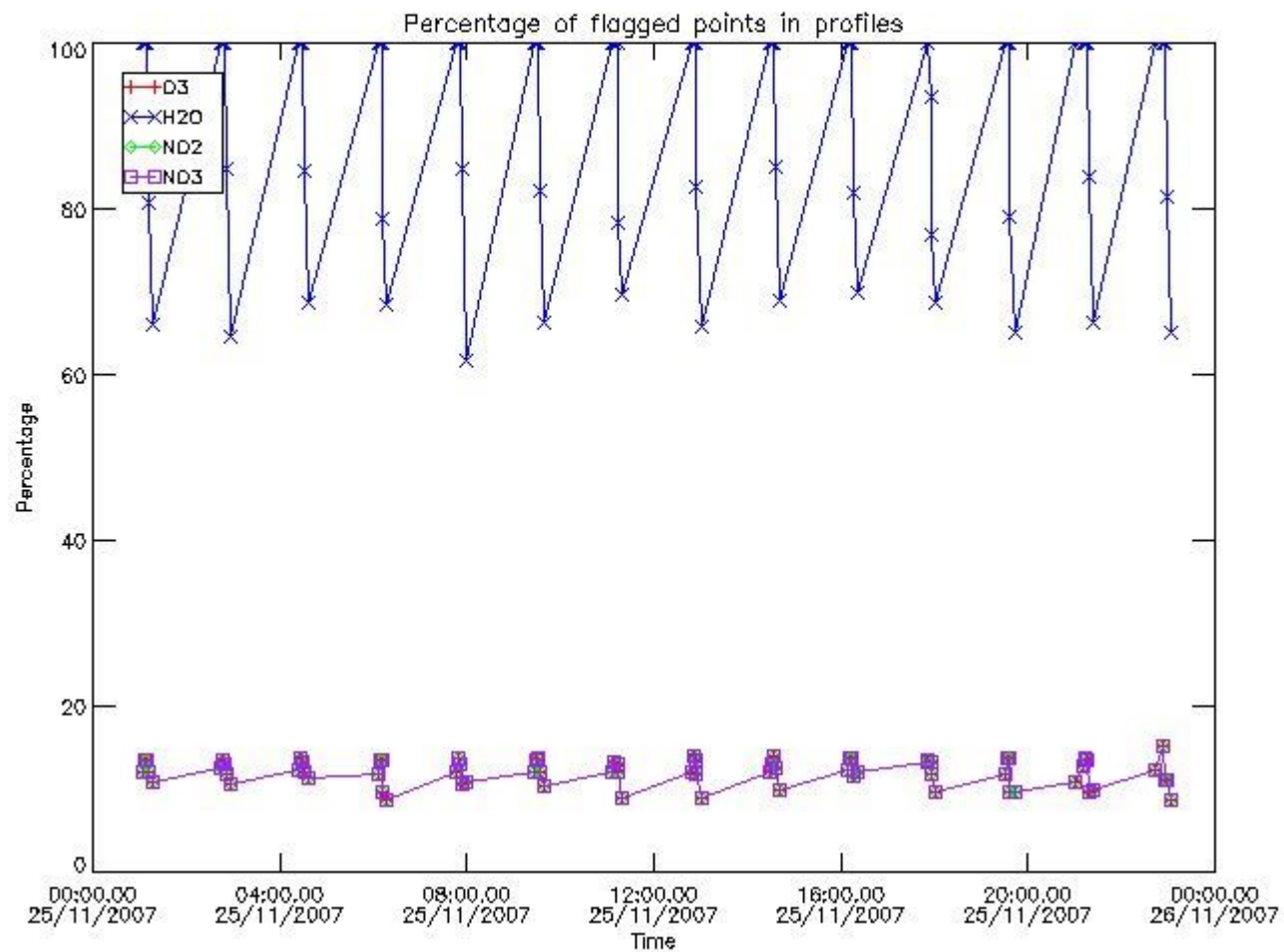
220	GOM_NL__2PRFIN20071125_173850_000000432063_00384_29997_4337.N1	25-NOV-2007 17:38:50	Twilight	42.500	100	4Gam Crv	2.5800	13100.	85	29997	No
221	GOM_NL__2PRFIN20071125_174024_000000472063_00384_29997_4338.N1	25-NOV-2007 17:40:24	Twilight	46.500	171	2Eps Crv	3.0010	4250.0	93	29997	No
222	GOM_NL__2PRFIN20071125_174952_000000422063_00385_29998_4333.N1	25-NOV-2007 17:49:52	Dark	42.000	113	Mu Vel	2.6920	5000.0	84	29998	No
223	GOM_NL__2PRFIN20071125_175214_000000382063_00385_29998_4334.N1	25-NOV-2007 17:52:14	Dark	38.000	124	The Car	2.7640	30000.	76	29998	No
224	GOM_NL__2PRFIN20071125_175504_000000392063_00385_29998_4335.N1	25-NOV-2007 17:55:04	Dark	38.500	29	Bet Car	1.6720	10200.	77	29998	No
225	GOM_NL__2PRFIN20071125_175640_000000442063_00385_29998_4336.N1	25-NOV-2007 17:56:40	Dark	43.500	41	Eps Car	1.8600	4100.0	87	29998	No
226	GOM_NL__2PRFIN20071125_180208_000000582063_00385_29998_4337.N1	25-NOV-2007 18:02:08	Dark	57.500	2	Alp Car	-0.73600	7000.0	115	29998	No
227	GOM_NL__2PRFIN20071125_181657_000000472063_00385_29998_4338.N1	25-NOV-2007 18:16:57	Straylight	47.000	165	34Gam Eri	2.9500	3200.0	94	29998	No
228	GOM_NL__2PRFIN20071125_182220_000000422063_00385_29998_4339.N1	25-NOV-2007 18:22:20	Twilight	42.000	94	92Alp Cet	2.5260	3100.0	84	29998	No
229	GOM_NL__2PRFIN20071125_183114_000000352063_00385_29998_4340.N1	25-NOV-2007 18:31:14	Bright	35.000	173	4Bet Tri	3.0040	8900.0	70	29998	No
230	GOM_NL__2PRFIN20071125_183259_000000382063_00385_29998_4341.N1	25-NOV-2007 18:32:59	Bright	37.500	79	26Bet Per	2.3100	13100.	75	29998	No
231	GOM_NL__2PRFIN20071125_183524_000000382063_00385_29998_4342.N1	25-NOV-2007 18:35:24	Bright	37.500	175	39Del Per	3.0100	19400.	75	29998	No
232	GOM_NL__2PRFIN20071125_184627_000000362063_00385_29998_4343.N1	25-NOV-2007 18:46:27	Bright	36.000	49	1Alp UMi	1.9900	6300.0	72	29998	No
233	GOM_NL__2PRFIN20071125_185102_000000342063_00385_29998_4344.N1	25-NOV-2007 18:51:02	Bright	34.000	60	7Bet UMi	2.0810	3950.0	68	29998	No
234	GOM_NL__2PRFIN20071125_185626_000000382063_00385_29998_4345.N1	25-NOV-2007 18:56:26	Bright	38.000	32	77Eps UMa	1.7630	11000.	76	29998	No
235	GOM_NL__2PRFIN20071125_185820_000000372063_00385_29998_4346.N1	25-NOV-2007 18:58:20	Bright	36.500	39	85Eta UMa	1.8540	24000.	73	29998	No
236	GOM_NL__2PRFIN20071125_190148_000000372063_00385_29998_4347.N1	25-NOV-2007 19:01:48	Bright	37.000	152	12Alp2CVn	2.8900	11000.	74	29998	No
237	GOM_NL__2PRFIN20071125_190703_000000342063_00385_29998_4348.N1	25-NOV-2007 19:07:03	Bright	33.500	111	8Eta Boo	2.6800	6000.0	67	29998	No
238	GOM_NL__2PRFIN20071125_190957_000000372063_00385_29998_4349.N1	25-NOV-2007 19:09:57	Bright	37.000	138	47Eps Vir	2.8280	4700.0	74	29998	No
239	GOM_NL__2PRFIN20071125_191403_000000582063_00385_29998_4350.N1	25-NOV-2007 19:14:03	Bright	58.000	121	29Gam Vir	2.7400	7200.0	116	29998	No
240	GOM_NL__2PRFIN20071125_191927_000000432063_00385_29998_4351.N1	25-NOV-2007 19:19:27	Twilight	42.500	100	4Gam Crv	2.5800	13100.	85	29998	No
241	GOM_NL__2PRFIN20071125_192101_000000432063_00385_29998_4352.N1	25-NOV-2007 19:21:01	Twilight	42.500	171	2Eps Crv	3.0010	4250.0	85	29998	No
242	GOM_NL__2PRFIN20071125_193028_000000432063_00386_29999_4363.N1	25-NOV-2007 19:30:28	Dark	43.000	113	Mu Vel	2.6920	5000.0	86	29999	No
243	GOM_NL__2PRFIN20071125_193250_000000372063_00386_29999_4364.N1	25-NOV-2007 19:32:50	Dark	37.000	124	The Car	2.7640	30000.	74	29999	No
244	GOM_NL__2PRFIN20071125_193541_000000372063_00386_29999_4365.N1	25-NOV-2007 19:35:41	Dark	37.000	29	Bet Car	1.6720	10200.	74	29999	No
245	GOM_NL__2PRFIN20071125_193716_000000532063_00386_29999_4366.N1	25-NOV-2007 19:37:16	Dark	53.000	41	Eps Car	1.8600	4100.0	106	29999	No
246	GOM_NL__2PRFIN20071125_194244_000000532063_00386_29999_4367.N1	25-NOV-2007 19:42:44	Dark	53.000	2	Alp Car	-0.73600	7000.0	106	29999	No
247	GOM_NL__2PRFIN20071125_195733_000000472063_00386_29999_4368.N1	25-NOV-2007 19:57:33	Straylight	46.500	165	34Gam Eri	2.9500	3200.0	93	29999	No
248	GOM_NL__2PRFIN20071125_200256_000000452063_00386_29999_4369.N1	25-NOV-2007 20:02:56	Twilight	44.500	94	92Alp Cet	2.5260	3100.0	89	29999	No
249	GOM_NL__2PRFIN20071125_201150_000000342063_00386_29999_4370.N1	25-NOV-2007 20:11:50	Bright	34.000	173	4Bet Tri	3.0040	8900.0	68	29999	No
250	GOM_NL__2PRFIN20071125_201335_000000372063_00386_29999_4371.N1	25-NOV-2007 20:13:35	Bright	37.000	79	26Bet Per	2.3100	13100.	74	29999	No
251	GOM_NL__2PRFIN20071125_201559_000000372063_00386_29999_4372.N1	25-NOV-2007 20:15:59	Bright	37.000	175	39Del Per	3.0100	19400.	74	29999	No
252	GOM_NL__2PRFIN20071125_202703_000000362063_00386_29999_4373.N1	25-NOV-2007 20:27:03	Bright	36.000	49	1Alp UMi	1.9900	6300.0	72	29999	No
253	GOM_NL__2PRFIN20071125_203138_000000332063_00386_29999_4374.N1	25-NOV-2007 20:31:38	Bright	32.500	60	7Bet UMi	2.0810	3950.0	65	29999	No
254	GOM_NL__2PRFIN20071125_203701_000000392063_00386_29999_4375.N1	25-NOV-2007 20:37:01	Bright	38.500	32	77Eps UMa	1.7630	11000.	77	29999	No
255	GOM_NL__2PRFIN20071125_203856_000000372063_00386_29999_4376.N1	25-NOV-2007 20:38:56	Bright	37.000	39	85Eta UMa	1.8540	24000.	74	29999	No
256	GOM_NL__2PRFIN20071125_204224_000000362063_00386_29999_4377.N1	25-NOV-2007 20:42:24	Bright	36.000	152	12Alp2CVn	2.8900	11000.	72	29999	No
257	GOM_NL__2PRFIN20071125_204739_000000522063_00386_29999_4378.N1	25-NOV-2007 20:47:39	Bright	52.000	111	8Eta Boo	2.6800	6000.0	104	29999	No
258	GOM_NL__2PRFIN20071125_205033_000000412063_00386_29999_4379.N1	25-NOV-2007 20:50:33	Bright	40.500	138	47Eps Vir	2.8280	4700.0	81	29999	No
259	GOM_NL__2PRFIN20071125_205439_000000582063_00386_29999_4380.N1	25-NOV-2007 20:54:39	Bright	58.000	121	29Gam Vir	2.7400	7200.0	116	29999	No
260	GOM_NL__2PRFIN20071125_210003_000000422063_00386_29999_4381.N1	25-NOV-2007 21:00:03	Twilight	42.000	100	4Gam Crv	2.5800	13100.	84	29999	No
261	GOM_NL__2PRFIN20071125_210137_000000482063_00386_29999_4382.N1	25-NOV-2007 21:01:37	Dark	47.500	171	2Eps Crv	3.0010	4250.0	95	29999	No
262	GOM_NL__2PRFIN20071125_211105_000000442063_00387_30000_4377.N1	25-NOV-2007 21:11:05	Dark	43.500	113	Mu Vel	2.6920	5000.0	87	30000	No
263	GOM_NL__2PRFIN20071125_211327_000000372063_00387_30000_4378.N1	25-NOV-2007 21:13:27	Dark	37.000	124	The Car	2.7640	30000.	74	30000	No
264	GOM_NL__2PRFIN20071125_211617_000000382063_00387_30000_4379.N1	25-NOV-2007 21:16:17	Dark	37.500	29	Bet Car	1.6720	10200.	75	30000	No
265	GOM_NL__2PRFIN20071125_211753_000000532063_00387_30000_4380.N1	25-NOV-2007 21:17:53	Dark	53.000	41	Eps Car	1.8600	4100.0	106	30000	No
266	GOM_NL__2PRFIN20071125_212321_000000512063_00387_30000_4381.N1	25-NOV-2007 21:23:21	Dark	51.000	2	Alp Car	-0.73600	7000.0	102	30000	No
267	GOM_NL__2PRFIN20071125_213809_000000452063_00387_30000_4382.N1	25-NOV-2007 21:38:09	Straylight	44.500	165	34Gam Eri	2.9500	3200.0	89	30000	No
268	GOM_NL__2PRFIN20071125_214332_000000432063_00387_30000_4383.N1	25-NOV-2007 21:43:32	Twilight	43.000	94	92Alp Cet	2.5260	3100.0	86	30000	No
269	GOM_NL__2PRFIN20071125_215226_000000362063_00387_30000_4384.N1	25-NOV-2007 21:52:26	Bright	35.500	173	4Bet Tri	3.0040	8900.0	71	30000	No
270	GOM_NL__2PRFIN20071125_215410_000000372063_00387_30000_4385.N1	25-NOV-2007 21:54:10	Bright	36.500	79	26Bet Per	2.3100	13100.	73	30000	No
271	GOM_NL__2PRFIN20071125_215635_000000362063_00387_30000_4386.N1	25-NOV-2007 21:56:35	Bright	36.000	175	39Del Per	3.0100	19400.	72	30000	No
272	GOM_NL__2PRFIN20071125_220739_000000382063_00387_30000_4387.N1	25-NOV-2007 22:07:39	Bright	37.500	49	1Alp UMi	1.9900	6300.0	75	30000	No
273	GOM_NL__2PRFIN20071125_221214_000000322063_00387_30000_4388.N1	25-NOV-2007 22:12:14	Bright	32.000	60	7Bet UMi	2.0810	3950.0	64	30000	No
274	GOM_NL__2PRFIN20071125_221737_000000402063_00387_30000_4389.N1	25-NOV-2007 22:17:37	Bright	39.500	32	77Eps UMa	1.7630	11000.	79	30000	No
275	GOM_NL__2PRFIN20071125_221932_000000382063_00387_30000_4390.N1	25-NOV-2007 22:19:32	Bright	37.500	39	85Eta UMa	1.8540	24000.	75	30000	No
276	GOM_NL__2PRFIN20071125_222300_000000392063_00387_30000_4391.N1	25-NOV-2007 22:23:00	Bright	38.500	152	12Alp2CVn	2.8900	11000.	77	30000	No
277	GOM_NL__2PRFIN20071125_222815_000000342063_00387_30000_4392.N1	25-NOV-2007 22:28:15	Bright	33.500	111	8Eta Boo	2.6800	6000.0	67	30000	No
278	GOM_NL__2PRFIN20071125_223110_000000372063_00387_30000_4393.N1	25-NOV-2007 22:31:10	Bright	36.500	138	47Eps Vir	2.8280	4700.0	73	30000	No

279	GOM_NL__2PRFIN20071125_223516_000000382063_00387_30000_4394.N1	25-NOV-2007 22:35:16	Bright	37.500	121	29Gam Vir	2.7400	7200.0	75	30000	No
280	GOM_NL__2PRFIN20071125_224040_000000462063_00387_30000_4395.N1	25-NOV-2007 22:40:40	Twilight	45.500	100	4Gam Crv	2.5800	13100.	91	30000	No
281	GOM_NL__2PRFIN20071125_224214_000000422063_00387_30000_4396.N1	25-NOV-2007 22:42:14	Dark	41.500	171	2Eps Crv	3.0010	4250.0	83	30000	No
282	GOM_NL__2PRFIN20071125_225403_000000372063_00388_30001_4391.N1	25-NOV-2007 22:54:03	Dark	37.000	124	The Car	2.7640	30000.	74	30001	No
283	GOM_NL__2PRFIN20071125_225653_000000462063_00388_30001_4392.N1	25-NOV-2007 22:56:53	Dark	46.000	29	Bet Car	1.6720	10200.	92	30001	No
284	GOM_NL__2PRFIN20071125_225829_000000462063_00388_30001_4393.N1	25-NOV-2007 22:58:29	Dark	46.000	41	Eps Car	1.8600	4100.0	92	30001	No
285	GOM_NL__2PRFIN20071125_230357_000000592063_00388_30001_4394.N1	25-NOV-2007 23:03:57	Dark	59.000	2	Alp Car	-0.73600	7000.0	118	30001	No
286	GOM_NL__2PRFIN20071125_231844_000000452063_00388_30001_4395.N1	25-NOV-2007 23:18:44	Straylight	45.000	165	34Gam Eri	2.9500	3200.0	90	30001	No
287	GOM_NL__2PRFIN20071125_232408_000000462063_00388_30001_4396.N1	25-NOV-2007 23:24:08	Twilight	45.500	94	92Alp Cet	2.5260	3100.0	91	30001	No
288	GOM_NL__2PRFIN20071125_233302_000000352063_00388_30001_4397.N1	25-NOV-2007 23:33:02	Bright	35.000	173	4Bet Tri	3.0040	8900.0	70	30001	No
289	GOM_NL__2PRFIN20071125_233446_000000362063_00388_30001_4398.N1	25-NOV-2007 23:34:46	Bright	36.000	79	26Bet Per	2.3100	13100.	72	30001	No
290	GOM_NL__2PRFIN20071125_233711_000000362063_00388_30001_4399.N1	25-NOV-2007 23:37:11	Bright	35.500	175	39Del Per	3.0100	19400.	71	30001	No
291	GOM_NL__2PRFIN20071125_234815_000000322063_00388_30001_4400.N1	25-NOV-2007 23:48:15	Bright	32.000	49	1Alp UMi	1.9900	6300.0	64	30001	No
292	GOM_NL__2PRFIN20071125_235250_000000372063_00388_30001_4401.N1	25-NOV-2007 23:52:50	Bright	36.500	60	7Bet UMi	2.0810	3950.0	73	30001	No
293	GOM_NL__2PRFIN20071125_235813_000000402063_00388_30001_4402.N1	25-NOV-2007 23:58:13	Bright	39.500	32	77Eps UMa	1.7630	11000.	79	30001	No

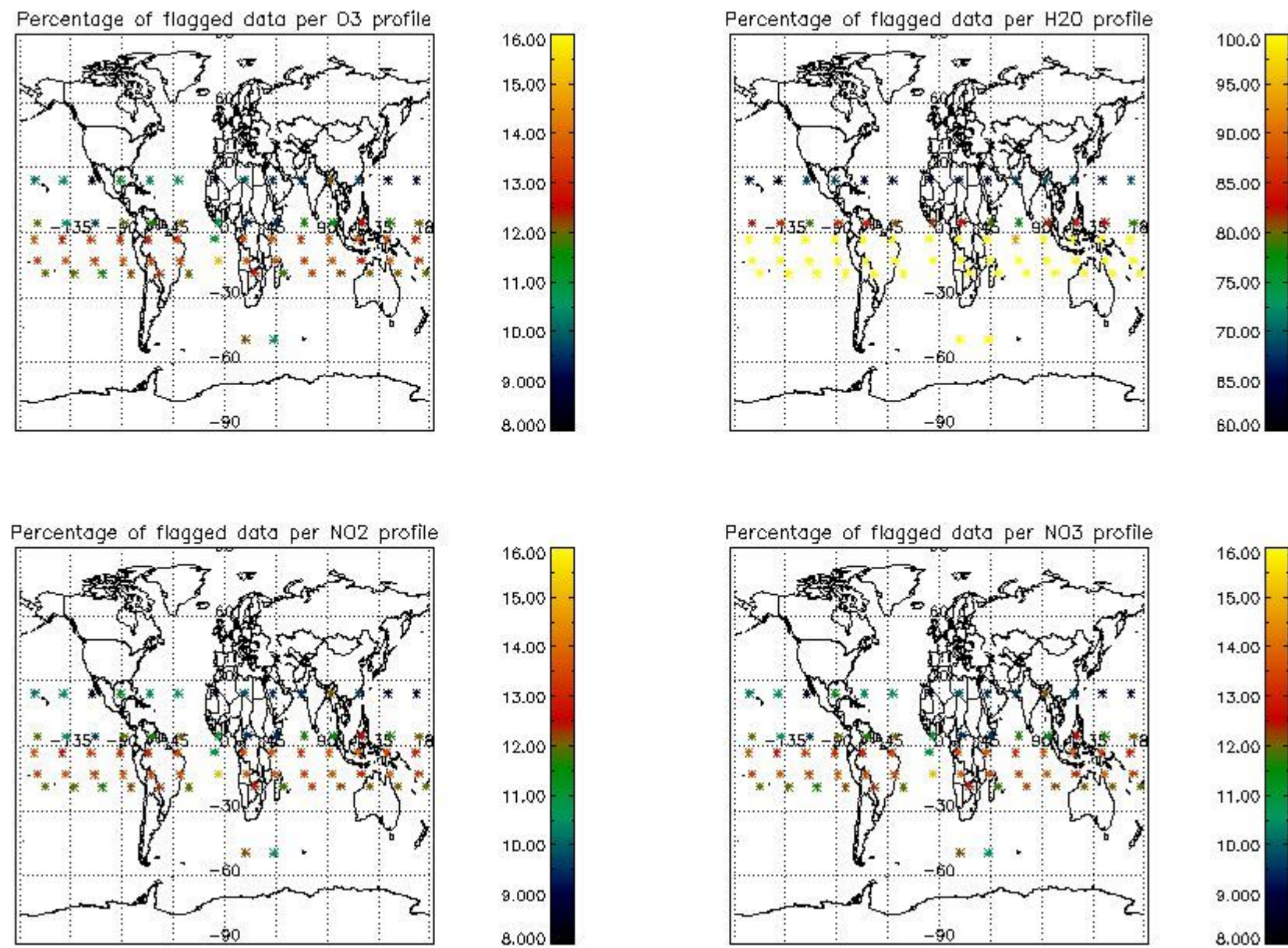
3. Quality information per product

In this section it is plotted some information contained in the Quality Summary data set of the level 2 products. Only products in dark limb conditions and without errors (error flag in the MPH set to "0") are used.

3.1 Plot quality information per product (time dependant)



3.2 Plot quality information per product (world map)

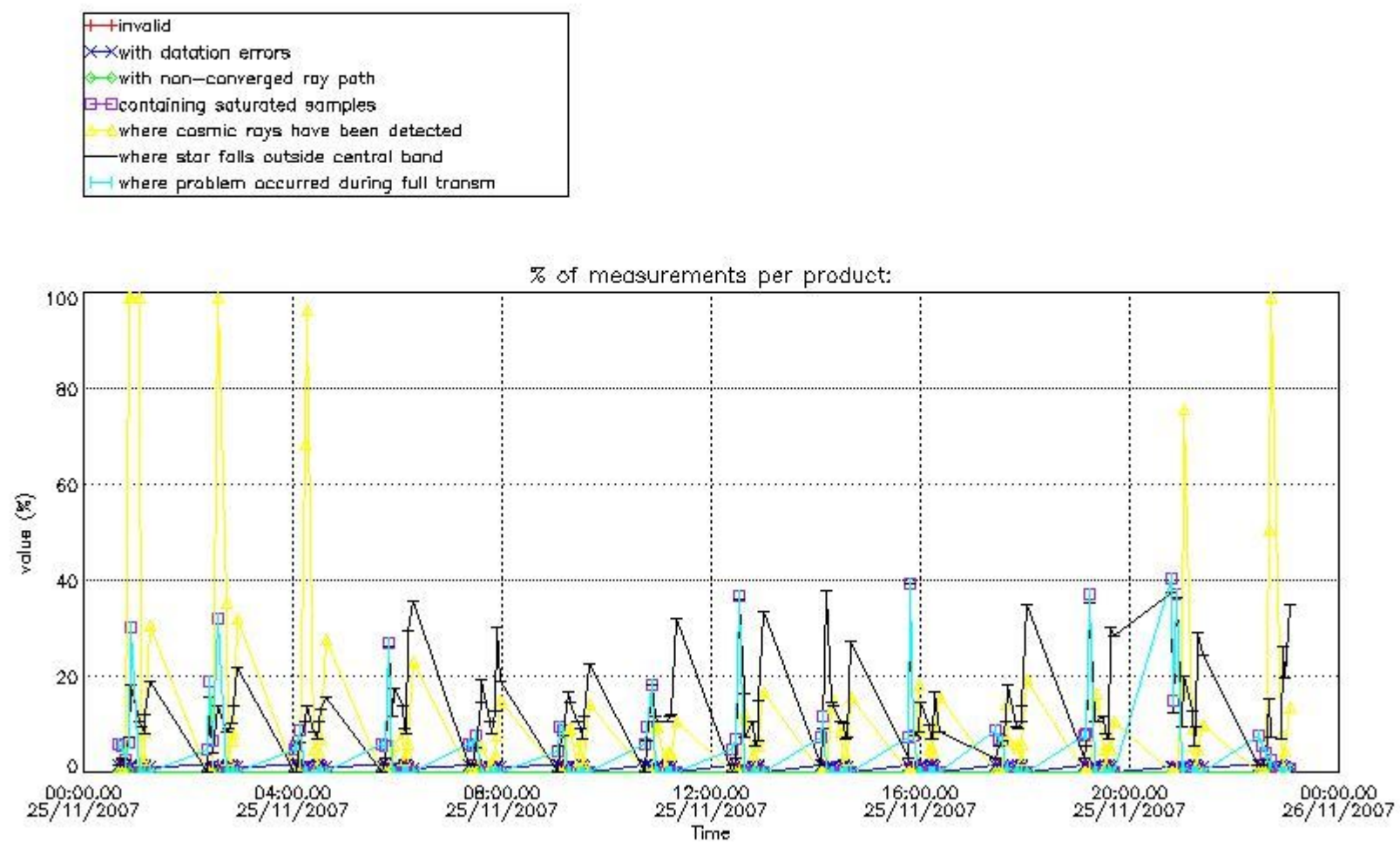


4. Level 1 quality information per product

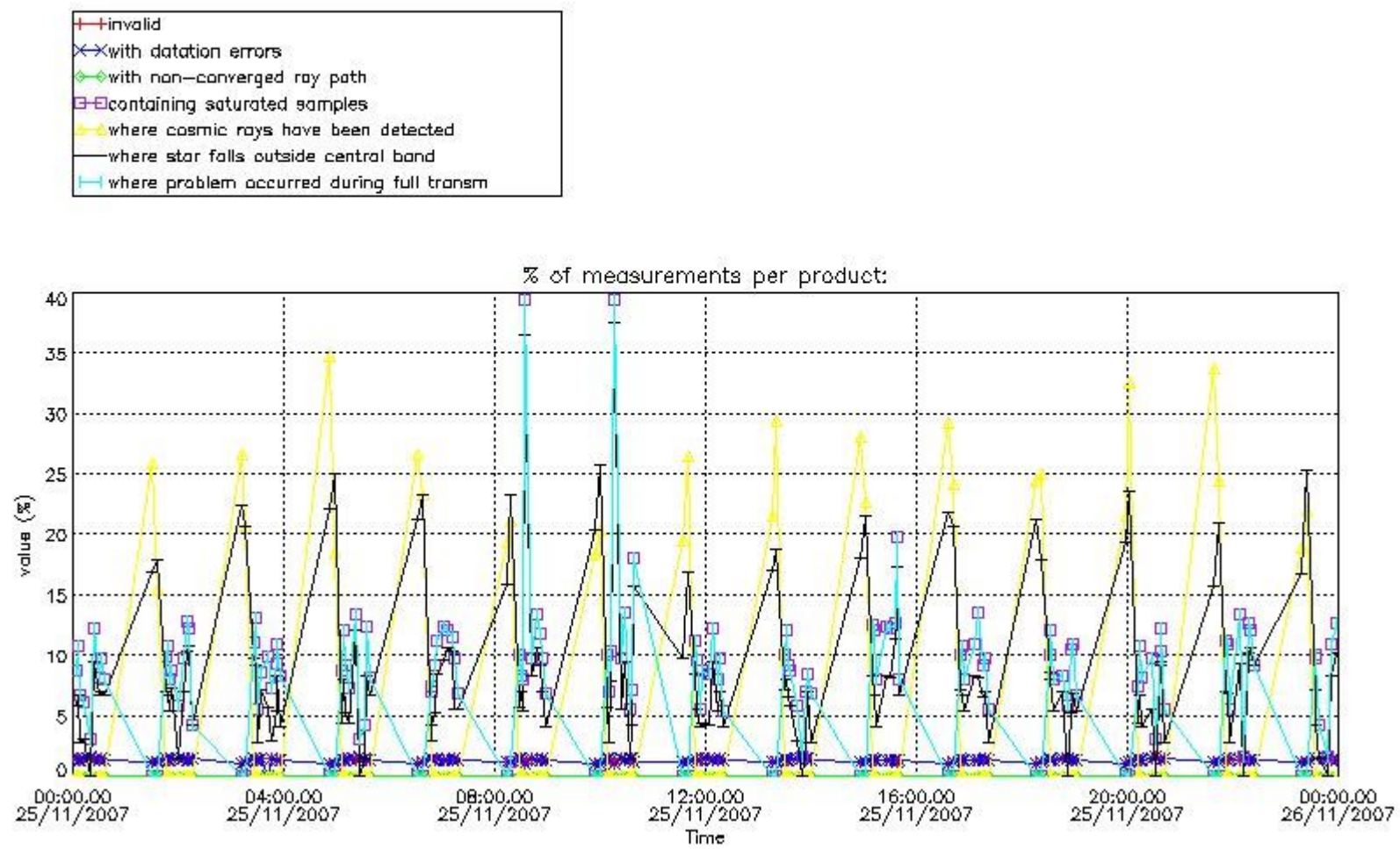
In this section it is plotted some information contained in the Quality Summary data set of the level 2 products that comes from the level 1b processing. Products without errors (error flag in the MPH set to "0") are used.

4.1 Plot quality information per product (time dependant) coming from level 1b processing

4.1.1 Plot level 1 quality information per product (time dependant): ENVISAT ASCENDING passes



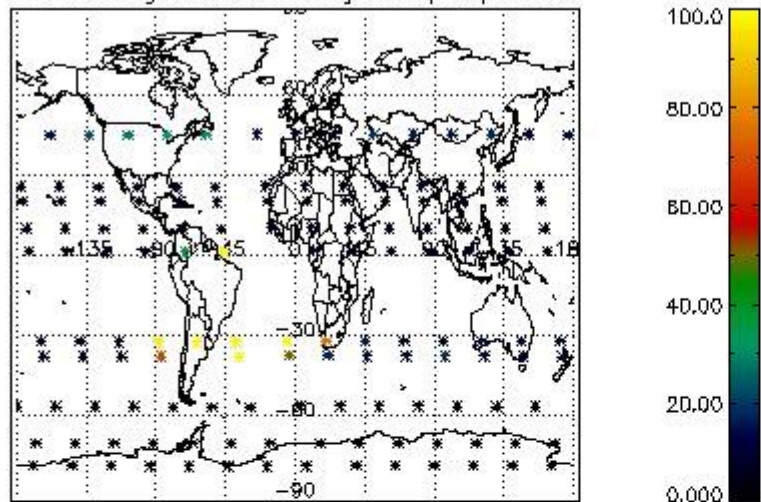
4.1.2 Plot level 1 quality information per product (time dependant): ENVISAT DESCENDING passes



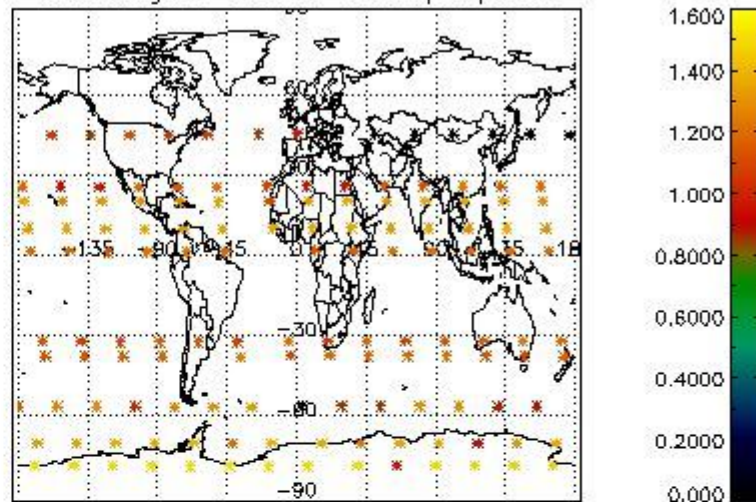
4.2 Plot quality information per product coming from level 1b processing (world map)

4.2.1 Plot level 1 quality information per product (world map): ENVISAT ASCENDING passes

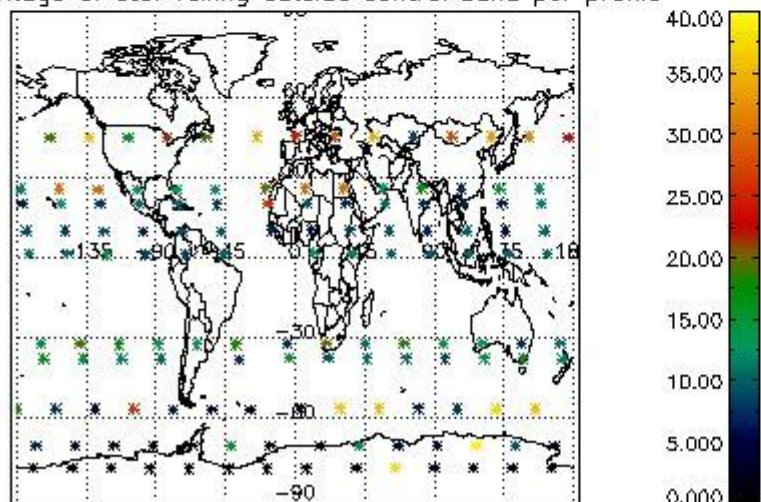
Percentage of cosmic ray hits per profile



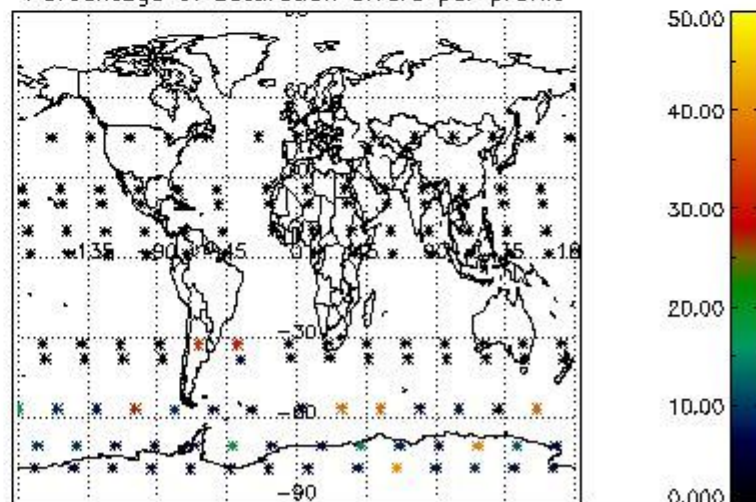
Percentage of datation errors per profile



Percentage of star falling outside central band per profile

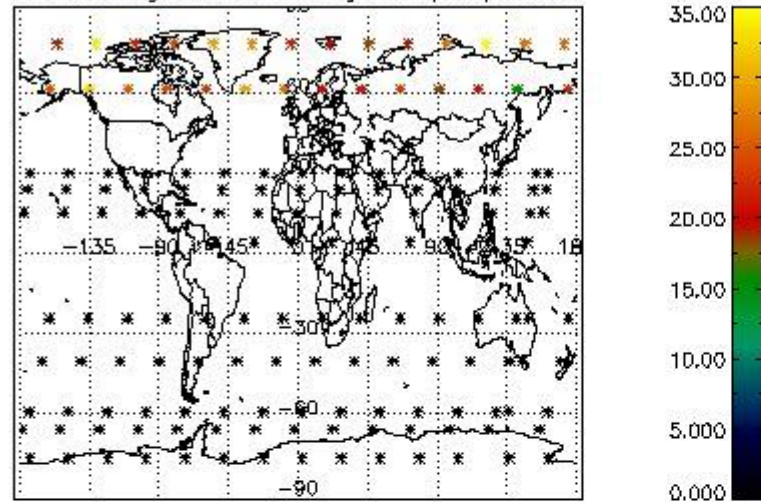


Percentage of saturation errors per profile

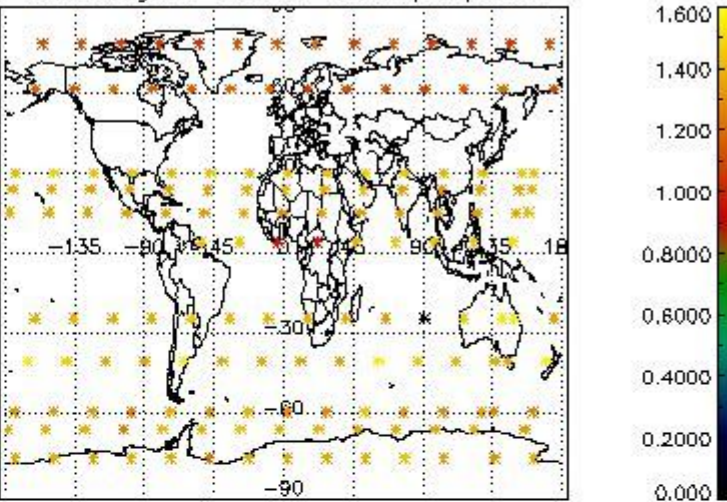


4.2.2 Plot level 1 quality information per product (world map): ENVISAT DESCENDING passes

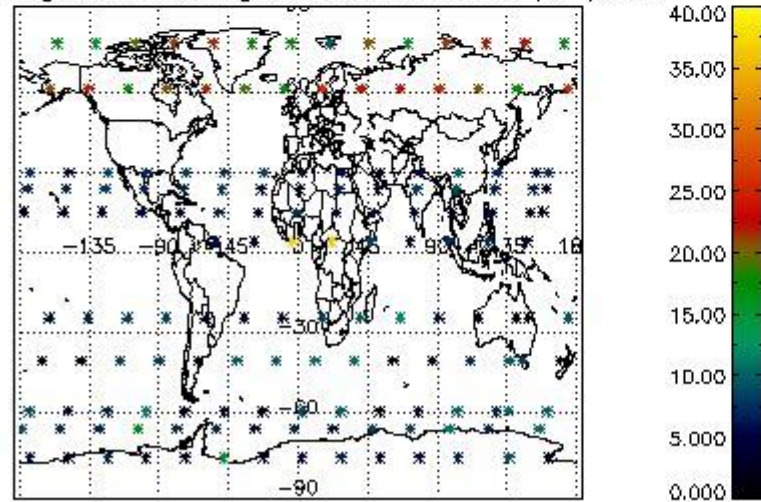
Percentage of cosmic ray hits per profile



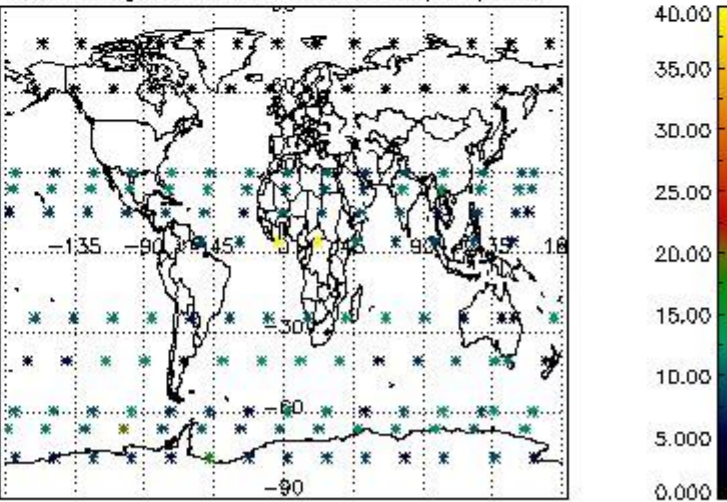
Percentage of datation errors per profile



Percentage of star falling outside central band per profile



Percentage of saturation errors per profile



5. Trace gas profiles

5.1 Ozone statistics based on quality of products

The final quality of the products can be "measured" using the STD (Standard Deviation) attached to every point profile. This information is written to the parameter GOM_NL__2P/NL_LOCAL_SPECIES_DENSITY/o3_std of the level 2 products. The table below shows the statistics for given STD ranges.

The statistics are given with respect to the overall valid production:

- Products without fatal errors: GOM_NL__2P/MPH/PRODUCT_ERR=0
- Valid point profile: GOM_NL__2P/NL_LOCAL_SPECIES_DENSITY/pcd(0)=0

The 'Criteria' is applied to valid points of dark limb products:

- Products in dark limb illumination condition: GOM_NL__2P/NL_SUMMARY_QUALITY/obs_ill_cond=0
- Products without fatal errors: GOM_NL__2P/MPH/PRODUCT_ERR=0
- Valid point profile: GOM_NL__2P/NL_LOCAL_SPECIES_DENSITY/pcd(0)=0

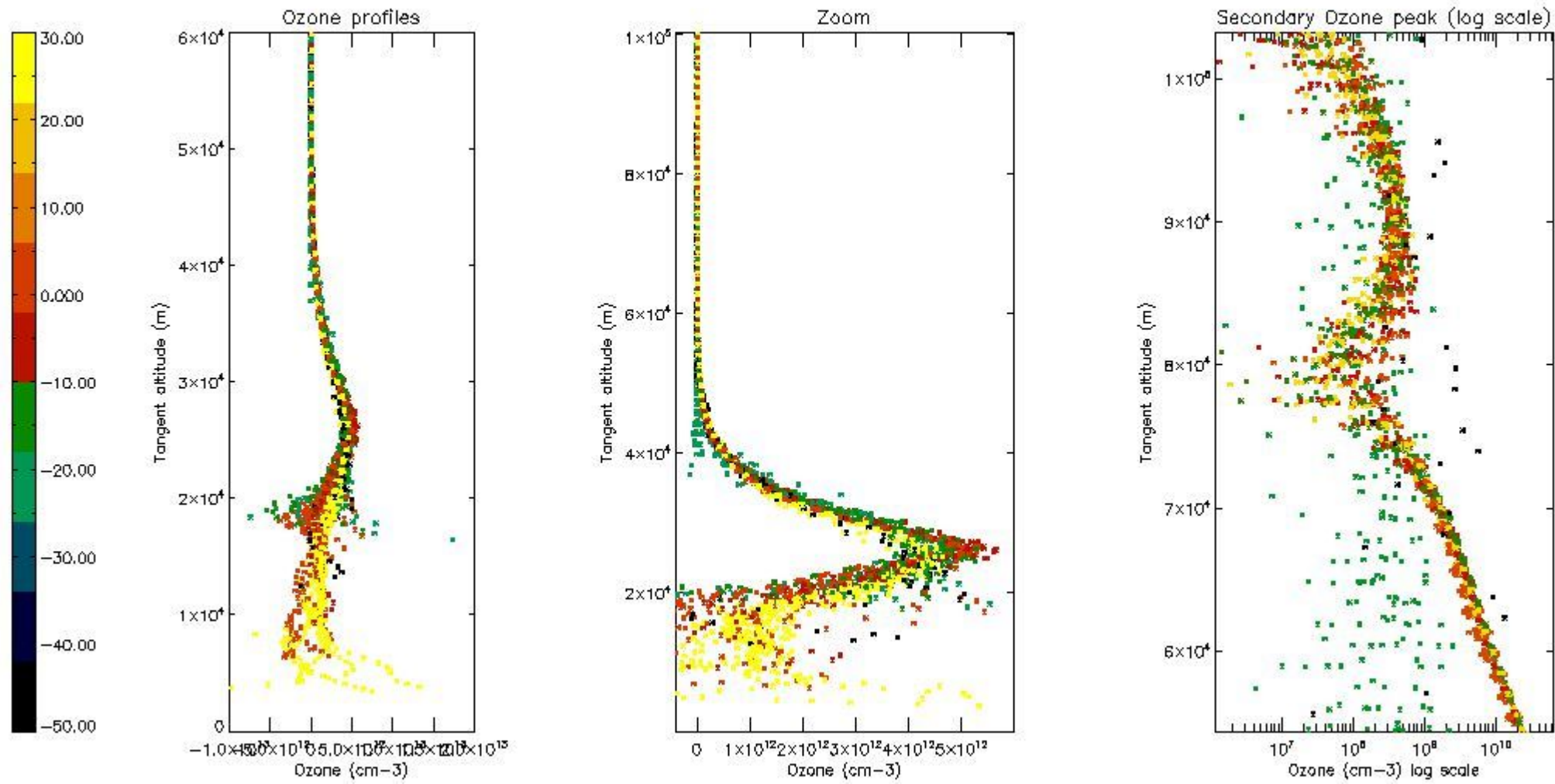
So, the table below shows the percentage of dark limb and valid observations for each criteria with respect to the overall valid daily observations.

Criteria	% of total production
All STD	27
STD < 20	15

STD < 10	12
STD < 5	7

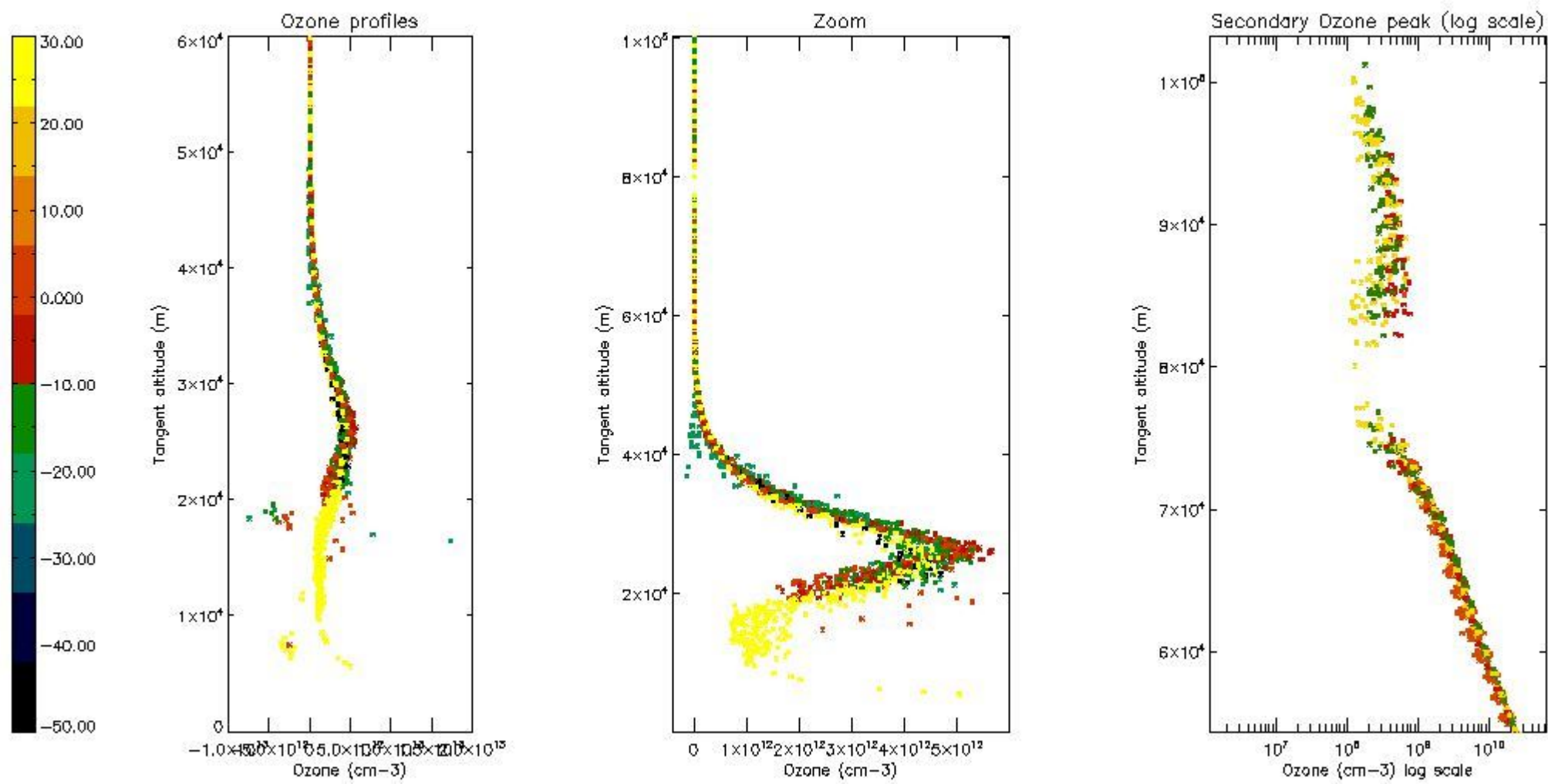
5.2 Plot ozone profiles for all STD (dark without errors)

The colorbar represents the latitude.



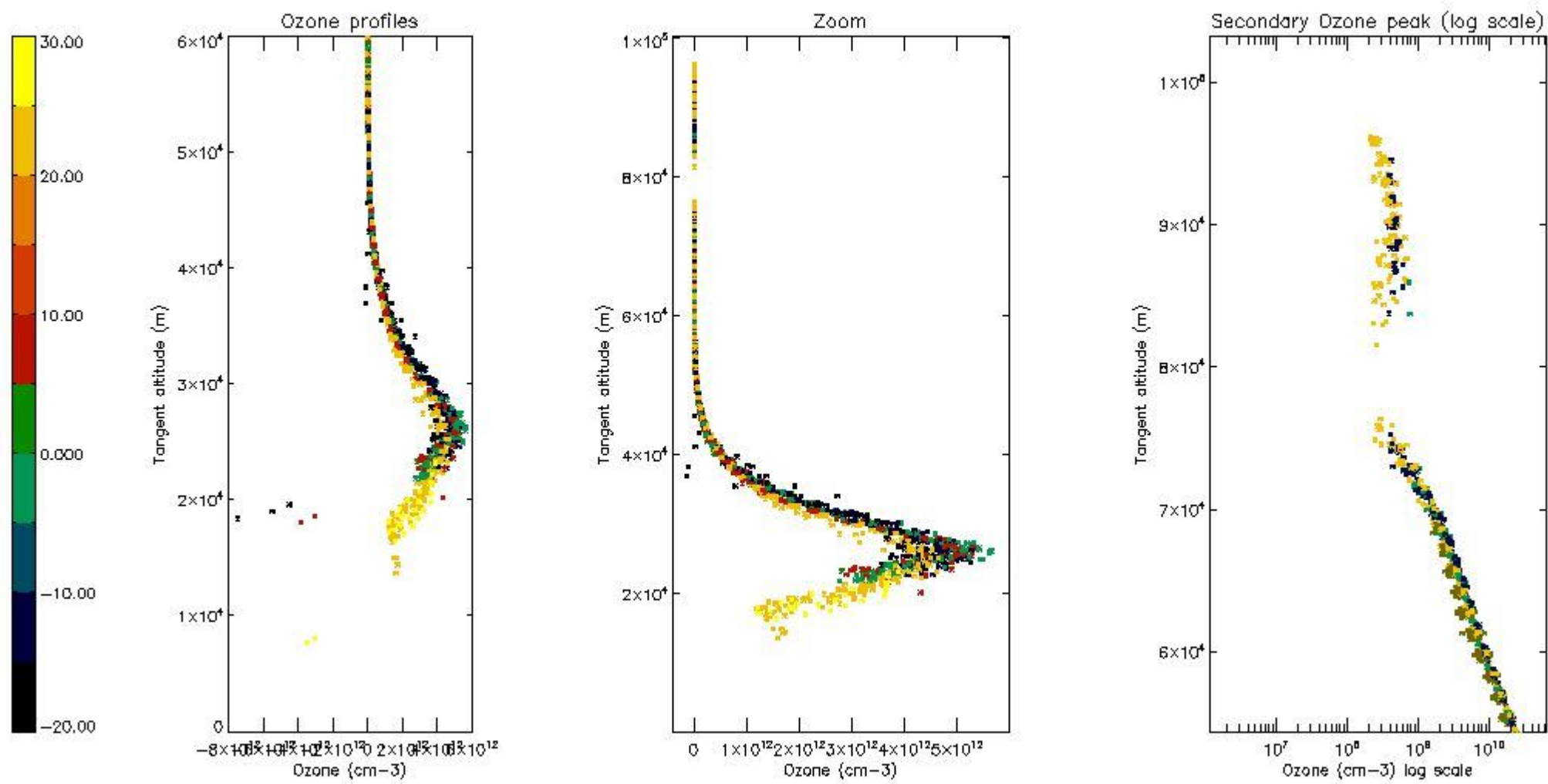
5.3 Plot ozone profiles where STD < 20% (dark without errors)

The colorbar represents the latitude.



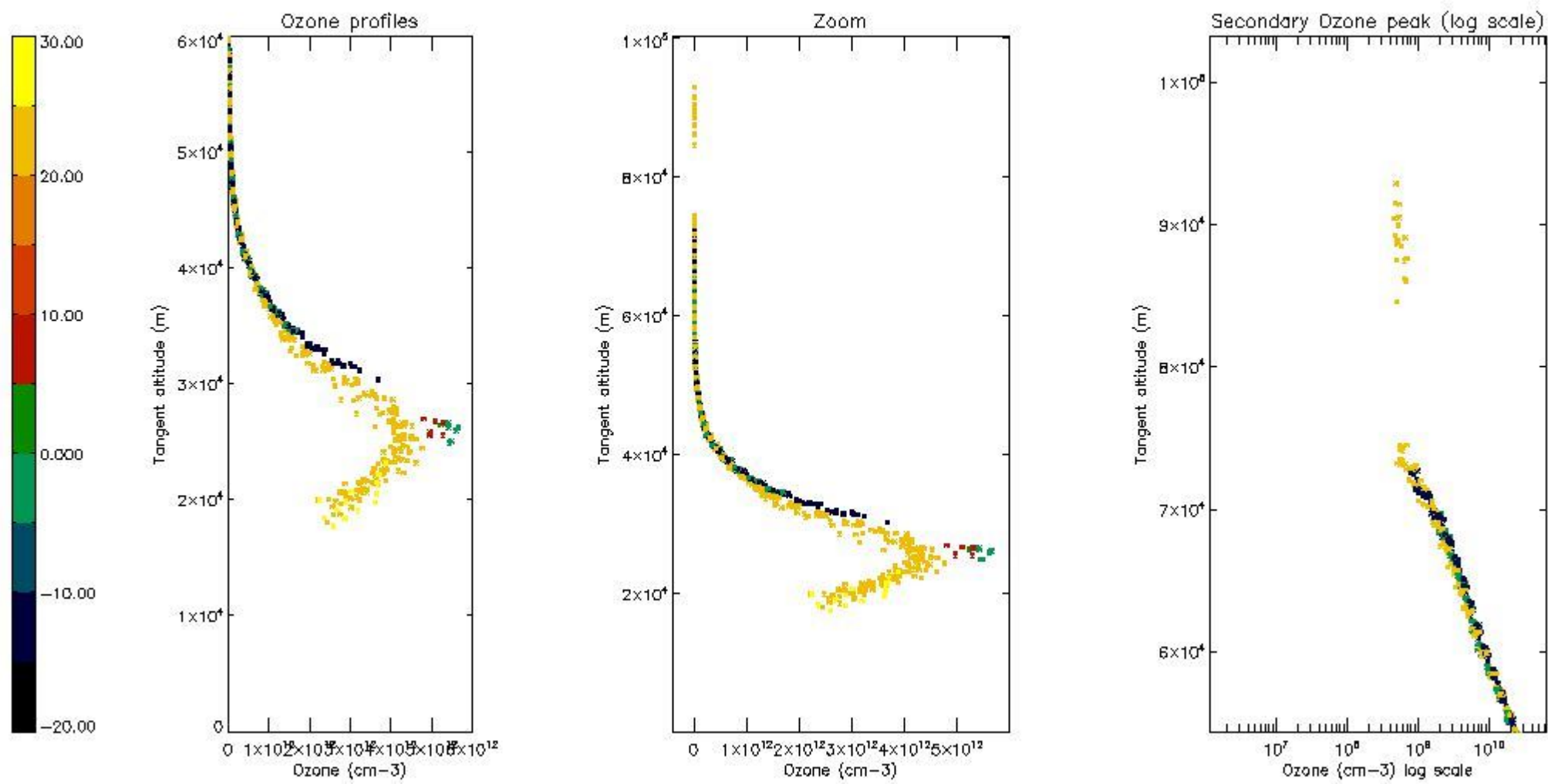
5.4 Plot ozone profiles where $STD < 10\%$ (dark without errors)

The colorbar represents the latitude.



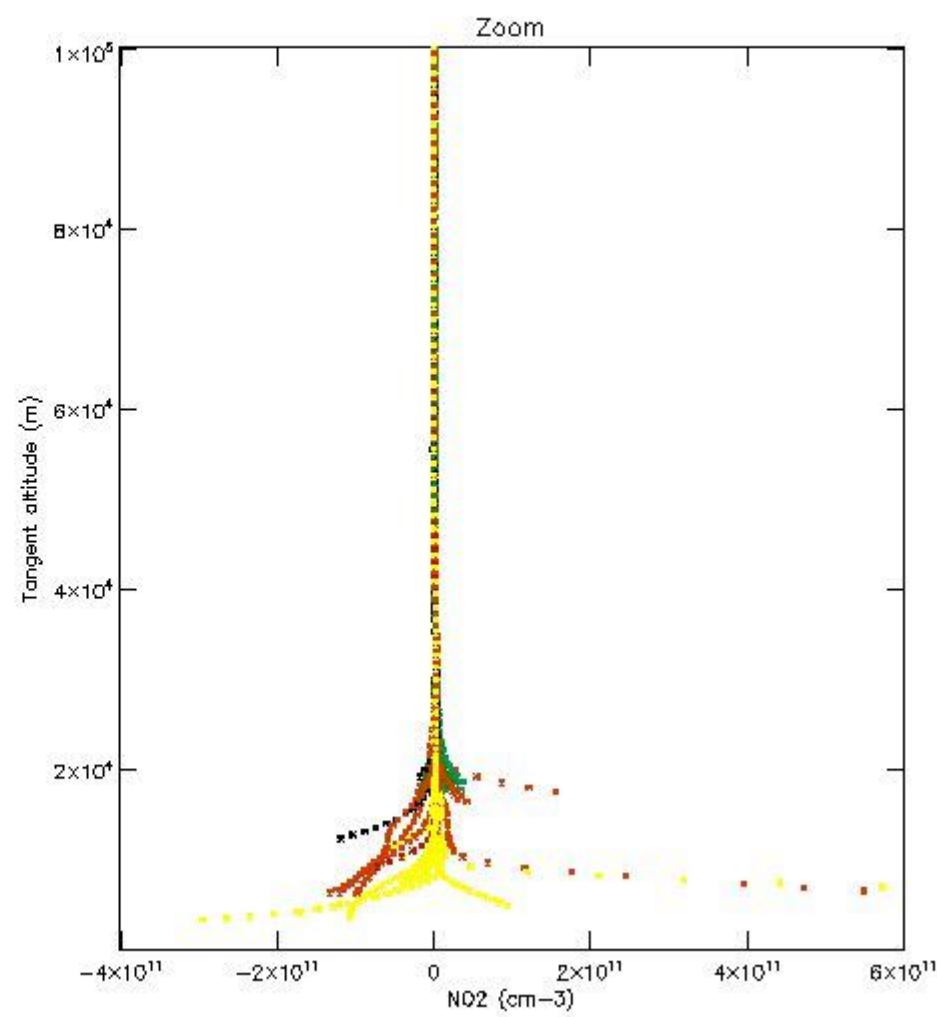
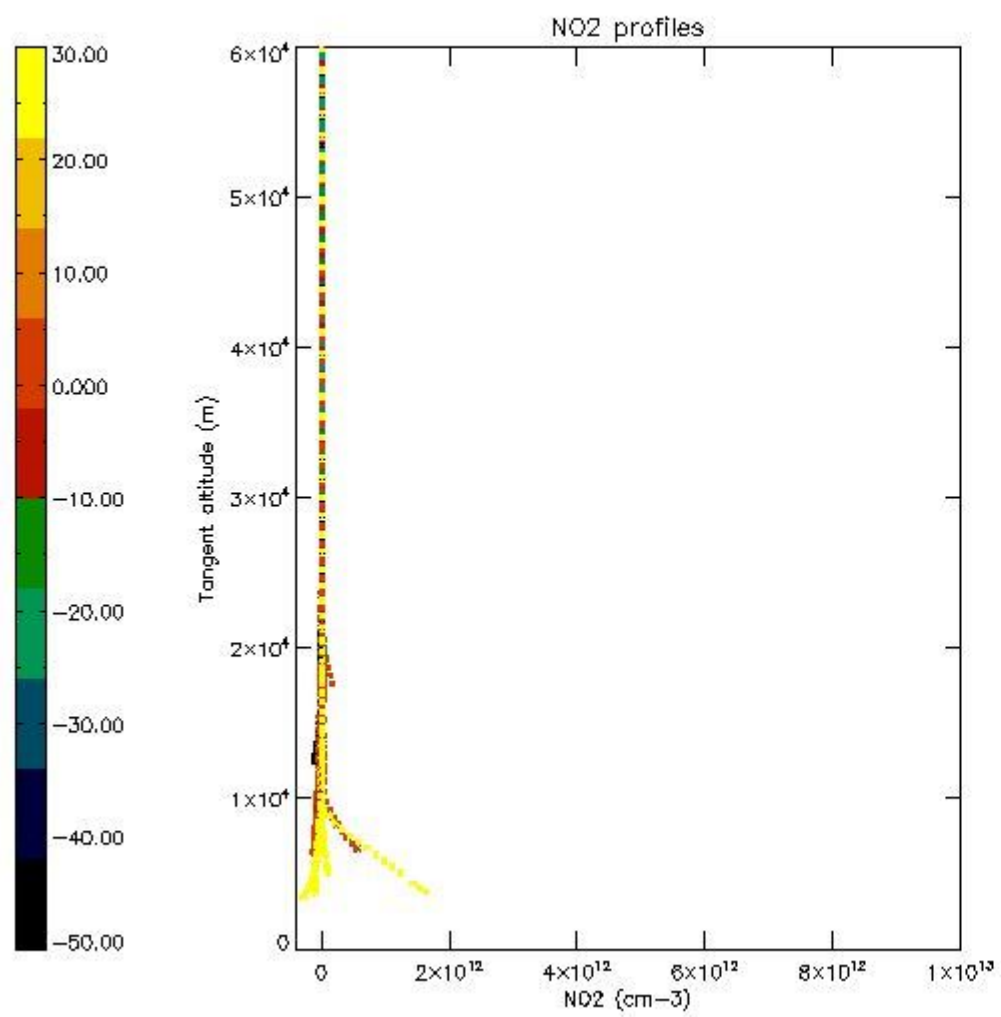
5.5 Plot ozone profiles where $STD < 5\%$ (dark without errors)

The colorbar represents the latitude.



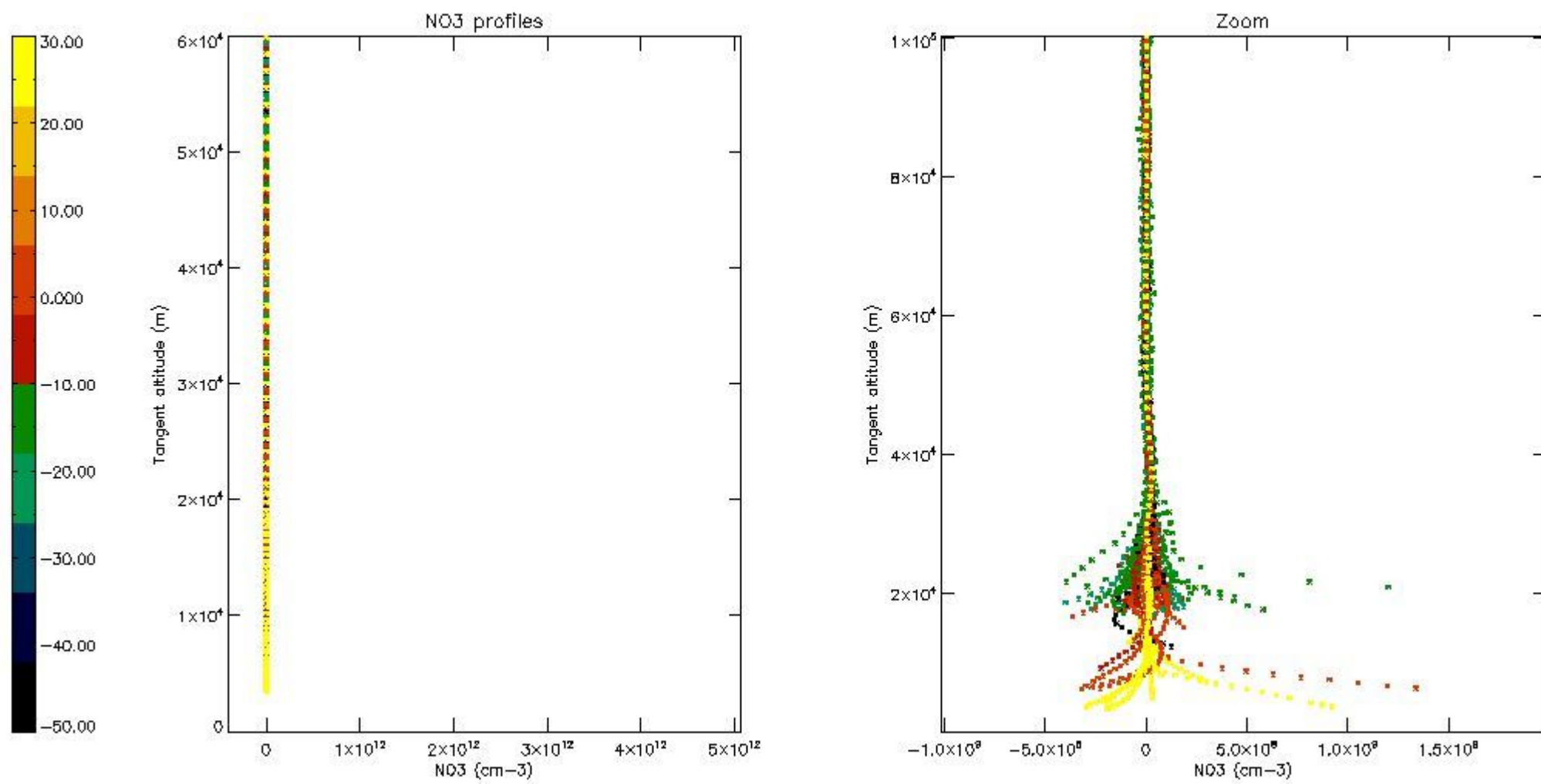
5.6 Plot NO₂ profiles for all STD (dark without errors)

The colorbar represents the latitude.



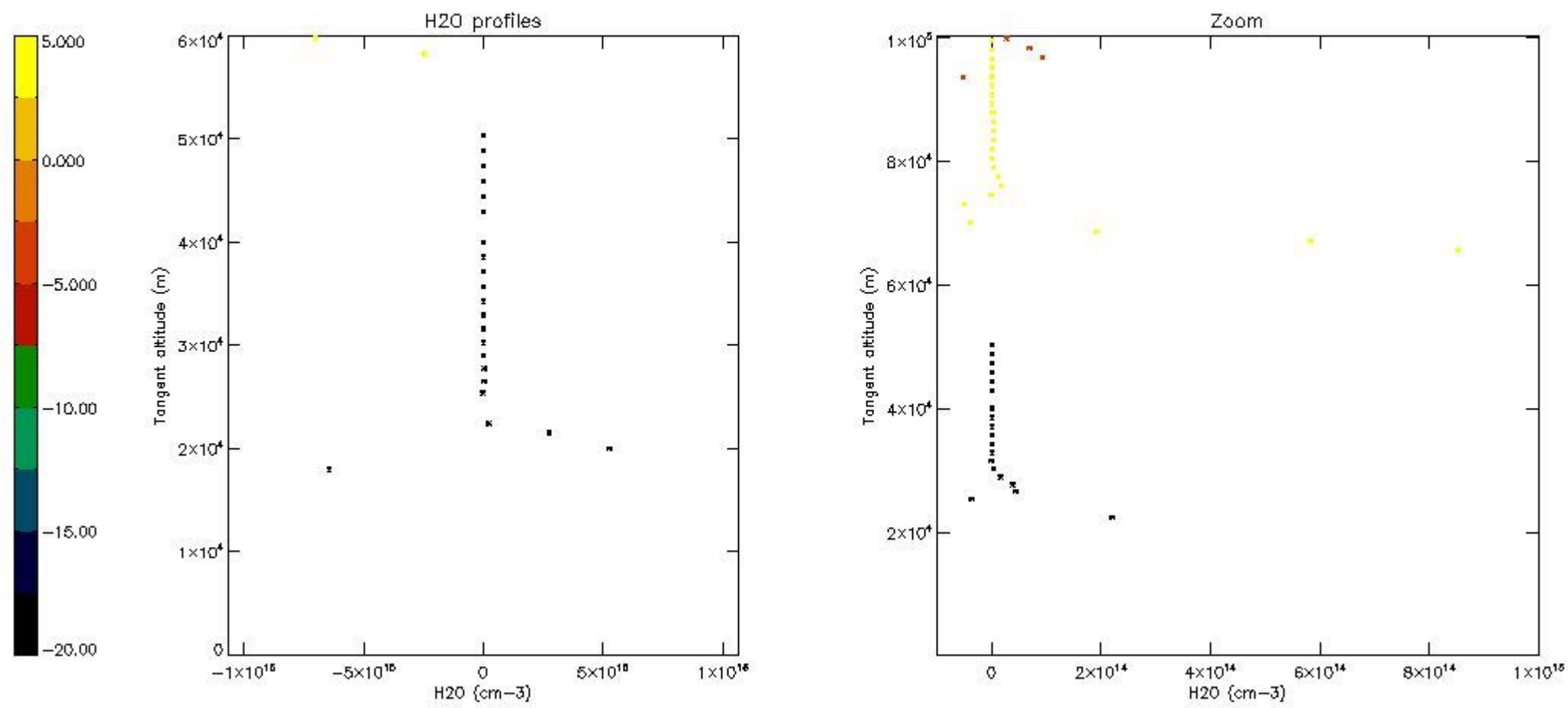
5.7 Plot NO3 profiles for all STD (dark without errors)

The colorbar represents the latitude.



5.8 Plot H₂O profiles for all STD (only for occultations of stars 1,2,3,4,13,14,16,26,63 dark without errors)

The colorbar represents the latitude.



6. Auxiliary Data Files used for the production reported in section 2

The number reported in the third column indicates since which file (see list in section 2) the corresponding auxiliary file has been used. The fourth column is the date of those product files.

Type	Auxiliary Filename	Used since product	Used since product date
INST_PHYS_CHARACTERISTICS	GOM_INS_AXVIEC20091111_143220_20030716_120000_20500101_000000	1	25-NOV-2007 00:04:38
LEVEL-2_PROC_CONFIG	GOM_PR2_AXVIEC20091111_152718_20020301_000000_20500101_000000	1	25-NOV-2007 00:04:38
CROSS_SECTIONS_FILE	GOM_CRS_AXVIEC20091111_154832_20020301_000000_20500101_000000	1	25-NOV-2007 00:04:38

GOMOS Level 2 Daily Report

SUMMARY

[1. General Info](#)

[2. Summary of processed GOM_NL_2P products](#)

[3. Level 2 Quality information per product](#)

[3.1 Plot of level 2 quality information per product \(time dependant\)](#)

[3.2 Plot of level 2 quality information per product \(world map\)](#)

[4. Level 1 Quality information per product \(stored on level 2 products\)](#)

[4.1 Plot of level 1 quality information per product \(time dependant\)](#)

[4.1.1 Plot of level 1 quality information per product \(time dependant\): ASCENDING](#)

[4.1.2 Plot of level 1 quality information per product \(time dependant\): DESCENDING](#)

[4.2 Plot of level 1 quality information per product \(world map\)](#)

[4.2.1 Plot of level 1 quality information per product \(world map\): ASCENDING](#)

[4.2.2 Plot of level 1 quality information per product \(world map\): DESCENDING](#)

[5. Ozone profiles based on quality statistics and other trace gas profiles](#)

[5.1 Ozone statistics based on quality of products](#)

[5.2 Plot ozone profiles for all STD \(dark without errors\)](#)

[5.3 Plot ozone profiles where STD < 20% \(dark without errors\)](#)

[5.4. Plot ozone profiles where STD < 10% \(dark without errors\)](#)

[5.5. Plot ozone profiles where STD < 5% \(dark without errors\)](#)

[5.6 Plot NO2 profiles for all STD \(dark without errors\)](#)

[5.7 Plot NO3 profiles for all STD \(dark without errors\)](#)

[5.8 Plot H2O profiles \(only for occultations of stars 1,2,3,4,13,14,16,26,63 dark without errors\) for all STD](#)

[6. Auxiliary Data Files used for the production reported in section 2](#)

This report presents the daily analysis on parameters extracted from GOMOS level 2 data (GOM_NL__2P). It is intended to monitor some important parameters that will impact the quality of these products. A list of level 2 products (and content) that have arrived during the reporting day to the PCF is also given.

Item	Value
Time of report generation	23APR2013 12:09:34
Data source version	GOMOS/6.01
Start time of products	25-11-2007 (25NOV2007 00:00:00)
Stop time of products	26-11-2007 (26NOV2007 00:00:00)
Store outputs in DB	Yes
Nb of level 2 prods	293
Nb of prods with errors	0

2. Summary of processed GOM_NL__2P products.

Nr	Filename	UTC Start time	Limb	Duration	Star Id	Star Name	Star Mag	Star Temp	Nb Meas	Orbit	Prod. error
1	GOM_NL__2PRFIN20071125_000438_000000352063_00374_29987_4163.N1	25-NOV-2007 00:04:38	Bright	34.500	173	4Bet Tri	3.0040	8900.0	69	29987	No
2	GOM_NL__2PRFIN20071125_000625_000000372063_00374_29987_4164.N1	25-NOV-2007 00:06:25	Bright	37.000	79	26Bet Per	2.3100	13100.	74	29987	No
3	GOM_NL__2PRFIN20071125_000852_000000372063_00374_29987_4165.N1	25-NOV-2007 00:08:52	Bright	37.000	175	39Del Per	3.0100	19400.	74	29987	No
4	GOM_NL__2PRFIN20071125_001153_000000332063_00374_29987_4166.N1	25-NOV-2007 00:11:53	Bright	33.000	110	37Del Cas	2.6780	8900.0	66	29987	No
5	GOM_NL__2PRFIN20071125_001952_000000332063_00374_29987_4167.N1	25-NOV-2007 00:19:52	Bright	32.500	49	1Alp UMi	1.9900	6300.0	65	29987	No
6	GOM_NL__2PRFIN20071125_002427_000000372063_00374_29987_4168.N1	25-NOV-2007 00:24:27	Bright	37.000	60	7Bet UMi	2.0810	3950.0	74	29987	No
7	GOM_NL__2PRFIN20071125_002951_000000372063_00374_29987_4169.N1	25-NOV-2007 00:29:51	Bright	37.000	32	77Eps UMa	1.7630	11000.	74	29987	No
8	GOM_NL__2PRFIN20071125_003144_000000362063_00374_29987_4170.N1	25-NOV-2007 00:31:44	Bright	36.000	39	85Eta UMa	1.8540	24000.	72	29987	No
9	GOM_NL__2PRFIN20071125_003512_000000382063_00374_29987_4171.N1	25-NOV-2007 00:35:12	Bright	37.500	152	12Alp2CVn	2.8900	11000.	75	29987	No
10	GOM_NL__2PRFIN20071125_004026_000000342063_00374_29987_4172.N1	25-NOV-2007 00:40:26	Bright	33.500	111	8Eta Boo	2.6800	6000.0	67	29987	No
11	GOM_NL__2PRFIN20071125_004319_000000362063_00374_29987_4173.N1	25-NOV-2007 00:43:19	Bright	36.000	138	47Eps Vir	2.8280	4700.0	72	29987	No
12	GOM_NL__2PRFIN20071125_004723_000000382063_00374_29987_4174.N1	25-NOV-2007 00:47:23	Bright	37.500	121	29Gam Vir	2.7400	7200.0	75	29987	No
13	GOM_NL__2PRFIN20071125_005244_000000412063_00374_29987_4175.N1	25-NOV-2007 00:52:44	Twilight	40.500	100	4Gam Crv	2.5800	13100.	81	29987	No
14	GOM_NL__2PRFIN20071125_005418_000000472063_00374_29987_4176.N1	25-NOV-2007 00:54:18	Twilight	46.500	171	2Eps Crv	3.0010	4250.0	93	29987	No
15	GOM_NL__2PRFIN20071125_010345_000000432063_00375_29988_4165.N1	25-NOV-2007 01:03:45	Dark	42.500	113	Mu Vel	2.6920	5000.0	85	29988	No
16	GOM_NL__2PRFIN20071125_010610_000000382063_00375_29988_4166.N1	25-NOV-2007 01:06:10	Dark	37.500	124	The Car	2.7640	30000.	75	29988	No
17	GOM_NL__2PRFIN20071125_010901_000000382063_00375_29988_4167.N1	25-NOV-2007 01:09:01	Dark	37.500	29	Bet Car	1.6720	10200.	75	29988	No
18	GOM_NL__2PRFIN20071125_011034_000000422063_00375_29988_4168.N1	25-NOV-2007 01:10:34	Dark	42.000	41	Eps Car	1.8600	4100.0	84	29988	No
19	GOM_NL__2PRFIN20071125_011603_000000482063_00375_29988_4169.N1	25-NOV-2007 01:16:03	Dark	47.500	2	Alp Car	-0.73600	7000.0	95	29988	No
20	GOM_NL__2PRFIN20071125_013056_000000452063_00375_29988_4170.N1	25-NOV-2007 01:30:56	Straylight	44.500	165	34Gam Eri	2.9500	3200.0	89	29988	No
21	GOM_NL__2PRFIN20071125_013620_000000422063_00375_29988_4171.N1	25-NOV-2007 01:36:20	Twilight	42.000	94	92Alp Cet	2.5260	3100.0	84	29988	No
22	GOM_NL__2PRFIN20071125_014514_000000362063_00375_29988_4172.N1	25-NOV-2007 01:45:14	Bright	35.500	173	4Bet Tri	3.0040	8900.0	71	29988	No
23	GOM_NL__2PRFIN20071125_014701_000000372063_00375_29988_4173.N1	25-NOV-2007 01:47:01	Bright	37.000	79	26Bet Per	2.3100	13100.	74	29988	No
24	GOM_NL__2PRFIN20071125_014927_000000382063_00375_29988_4174.N1	25-NOV-2007 01:49:27	Bright	37.500	175	39Del Per	3.0100	19400.	75	29988	No
25	GOM_NL__2PRFIN20071125_015229_000000352063_00375_29988_4175.N1	25-NOV-2007 01:52:29	Bright	34.500	110	37Del Cas	2.6780	8900.0	69	29988	No
26	GOM_NL__2PRFIN20071125_020028_000000342063_00375_29988_4176.N1	25-NOV-2007 02:00:28	Bright	34.000	49	1Alp UMi	1.9900	6300.0	68	29988	No
27	GOM_NL__2PRFIN20071125_020503_000000362063_00375_29988_4177.N1	25-NOV-2007 02:05:03	Bright	36.000	60	7Bet UMi	2.0810	3950.0	72	29988	No
28	GOM_NL__2PRFIN20071125_021027_000000392063_00375_29988_4178.N1	25-NOV-2007 02:10:27	Bright	39.000	32	77Eps UMa	1.7630	11000.	78	29988	No
29	GOM_NL__2PRFIN20071125_021220_000000372063_00375_29988_4179.N1	25-NOV-2007 02:12:20	Bright	37.000	39	85Eta UMa	1.8540	24000.	74	29988	No
30	GOM_NL__2PRFIN20071125_021548_000000352063_00375_29988_4180.N1	25-NOV-2007 02:15:48	Bright	35.000	152	12Alp2CVn	2.8900	11000.	70	29988	No
31	GOM_NL__2PRFIN20071125_022102_000000332063_00375_29988_4181.N1	25-NOV-2007 02:21:02	Bright	33.000	111	8Eta Boo	2.6800	6000.0	66	29988	No
32	GOM_NL__2PRFIN20071125_022355_000000422063_00375_29988_4182.N1	25-NOV-2007 02:23:55	Bright	42.000	138	47Eps Vir	2.8280	4700.0	84	29988	No
33	GOM_NL__2PRFIN20071125_022759_000000392063_00375_29988_4183.N1	25-NOV-2007 02:27:59	Bright	39.000	121	29Gam Vir	2.7400	7200.0	78	29988	No
34	GOM_NL__2PRFIN20071125_023455_000000442063_00375_29988_4184.N1	25-NOV-2007 02:34:55	Twilight	44.000	171	2Eps Crv	3.0010	4250.0	88	29988	No
35	GOM_NL__2PRFIN20071125_024422_000000412063_00376_29989_4185.N1	25-NOV-2007 02:44:22	Dark	41.000	113	Mu Vel	2.6920	5000.0	82	29989	No
36	GOM_NL__2PRFIN20071125_024647_000000382063_00376_29989_4186.N1	25-NOV-2007 02:46:47	Dark	38.000	124	The Car	2.7640	30000.	76	29989	No
37	GOM_NL__2PRFIN20071125_024937_000000392063_00376_29989_4187.N1	25-NOV-2007 02:49:37	Dark	39.000	29	Bet Car	1.6720	10200.	78	29989	No
38	GOM_NL__2PRFIN20071125_025111_000000442063_00376_29989_4188.N1	25-NOV-2007 02:51:11	Dark	43.500	41	Eps Car	1.8600	4100.0	87	29989	No
39	GOM_NL__2PRFIN20071125_025639_000000492063_00376_29989_4189.N1	25-NOV-2007 02:56:39	Dark	48.500	2	Alp Car	-0.73600	7000.0	97	29989	No
40	GOM_NL__2PRFIN20071125_031132_000000472063_00376_29989_4190.N1	25-NOV-2007 03:11:32	Straylight	47.000	165	34Gam Eri	2.9500	3200.0	94	29989	No
41	GOM_NL__2PRFIN20071125_031657_000000442063_00376_29989_4191.N1	25-NOV-2007 03:16:57	Twilight	43.500	94	92Alp Cet	2.5260	3100.0	87	29989	No
42	GOM_NL__2PRFIN20071125_032550_000000362063_00376_29989_4192.N1	25-NOV-2007 03:25:50	Bright	36.000	173	4Bet Tri	3.0040	8900.0	72	29989	No

43	GOM_NL__2PRFIN20071125_032737_000000382063_00376_29989_4193.N1	25-NOV-2007 03:27:37	Bright	38.000	79	26Bet Per	2.3100	13100.	76	29989	No
44	GOM_NL__2PRFIN20071125_033003_000000372063_00376_29989_4194.N1	25-NOV-2007 03:30:03	Bright	36.500	175	39Del Per	3.0100	19400.	73	29989	No
45	GOM_NL__2PRFIN20071125_033305_000000352063_00376_29989_4195.N1	25-NOV-2007 03:33:05	Bright	35.000	110	37Del Cas	2.6780	8900.0	70	29989	No
46	GOM_NL__2PRFIN20071125_034104_000000362063_00376_29989_4196.N1	25-NOV-2007 03:41:04	Bright	35.500	49	1Alp UMi	1.9900	6300.0	71	29989	No
47	GOM_NL__2PRFIN20071125_034538_000000352063_00376_29989_4197.N1	25-NOV-2007 03:45:38	Bright	34.500	60	7Bet UMi	2.0810	3950.0	69	29989	No
48	GOM_NL__2PRFIN20071125_035103_000000382063_00376_29989_4198.N1	25-NOV-2007 03:51:03	Bright	37.500	32	77Eps UMa	1.7630	11000.	75	29989	No
49	GOM_NL__2PRFIN20071125_035256_000000372063_00376_29989_4199.N1	25-NOV-2007 03:52:56	Bright	36.500	39	85Eta UMa	1.8540	24000.	73	29989	No
50	GOM_NL__2PRFIN20071125_035624_000000372063_00376_29989_4200.N1	25-NOV-2007 03:56:24	Bright	36.500	152	12Alp2CVn	2.8900	11000.	73	29989	No
51	GOM_NL__2PRFIN20071125_040138_000000332063_00376_29989_4201.N1	25-NOV-2007 04:01:38	Bright	33.000	111	8Eta Boo	2.6800	6000.0	66	29989	No
52	GOM_NL__2PRFIN20071125_040431_000000362063_00376_29989_4202.N1	25-NOV-2007 04:04:31	Bright	36.000	138	47Eps Vir	2.8280	4700.0	72	29989	No
53	GOM_NL__2PRFIN20071125_040836_000000402063_00376_29989_4203.N1	25-NOV-2007 04:08:36	Bright	40.000	121	29Gam Vir	2.7400	7200.0	80	29989	No
54	GOM_NL__2PRFIN20071125_041357_000000432063_00376_29989_4204.N1	25-NOV-2007 04:13:57	Twilight	42.500	100	4Gam Crv	2.5800	13100.	85	29989	No
55	GOM_NL__2PRFIN20071125_041531_000000432063_00376_29989_4205.N1	25-NOV-2007 04:15:31	Twilight	43.000	171	2Eps Crv	3.0010	4250.0	86	29989	No
56	GOM_NL__2PRFIN20071125_042459_000000422063_00377_29990_4198.N1	25-NOV-2007 04:24:59	Dark	41.500	113	Mu Vel	2.6920	5000.0	83	29990	No
57	GOM_NL__2PRFIN20071125_042723_000000372063_00377_29990_4199.N1	25-NOV-2007 04:27:23	Dark	37.000	124	The Car	2.7640	30000.	74	29990	No
58	GOM_NL__2PRFIN20071125_043014_000000392063_00377_29990_4200.N1	25-NOV-2007 04:30:14	Dark	38.500	29	Bet Car	1.6720	10200.	77	29990	No
59	GOM_NL__2PRFIN20071125_043147_000000432063_00377_29990_4201.N1	25-NOV-2007 04:31:47	Dark	42.500	41	Eps Car	1.8600	4100.0	85	29990	No
60	GOM_NL__2PRFIN20071125_043716_000000452063_00377_29990_4202.N1	25-NOV-2007 04:37:16	Dark	45.000	2	Alp Car	-0.73600	7000.0	90	29990	No
61	GOM_NL__2PRFIN20071125_045208_000000482063_00377_29990_4203.N1	25-NOV-2007 04:52:08	Straylight	47.500	165	34Gam Eri	2.9500	3200.0	95	29990	No
62	GOM_NL__2PRFIN20071125_045733_000000462063_00377_29990_4204.N1	25-NOV-2007 04:57:33	Twilight	46.000	94	92Alp Cet	2.5260	3100.0	92	29990	No
63	GOM_NL__2PRFIN20071125_050626_000000352063_00377_29990_4205.N1	25-NOV-2007 05:06:26	Bright	34.500	173	4Bet Tri	3.0040	8900.0	69	29990	No
64	GOM_NL__2PRFIN20071125_050813_000000382063_00377_29990_4206.N1	25-NOV-2007 05:08:13	Bright	37.500	79	26Bet Per	2.3100	13100.	75	29990	No
65	GOM_NL__2PRFIN20071125_051039_000000382063_00377_29990_4207.N1	25-NOV-2007 05:10:39	Bright	38.000	175	39Del Per	3.0100	19400.	76	29990	No
66	GOM_NL__2PRFIN20071125_051341_000000352063_00377_29990_4208.N1	25-NOV-2007 05:13:41	Bright	34.500	110	37Del Cas	2.6780	8900.0	69	29990	No
67	GOM_NL__2PRFIN20071125_052140_000000382063_00377_29990_4209.N1	25-NOV-2007 05:21:40	Bright	37.500	49	1Alp UMi	1.9900	6300.0	75	29990	No
68	GOM_NL__2PRFIN20071125_052615_000000332063_00377_29990_4210.N1	25-NOV-2007 05:26:15	Bright	32.500	60	7Bet UMi	2.0810	3950.0	65	29990	No
69	GOM_NL__2PRFIN20071125_053139_000000352063_00377_29990_4211.N1	25-NOV-2007 05:31:39	Bright	35.000	32	77Eps UMa	1.7630	11000.	70	29990	No
70	GOM_NL__2PRFIN20071125_053332_000000372063_00377_29990_4212.N1	25-NOV-2007 05:33:32	Bright	36.500	39	85Eta UMa	1.8540	24000.	73	29990	No
71	GOM_NL__2PRFIN20071125_053700_000000372063_00377_29990_4213.N1	25-NOV-2007 05:37:00	Bright	37.000	152	12Alp2CVn	2.8900	11000.	74	29990	No
72	GOM_NL__2PRFIN20071125_054214_000000342063_00377_29990_4214.N1	25-NOV-2007 05:42:14	Bright	33.500	111	8Eta Boo	2.6800	6000.0	67	29990	No
73	GOM_NL__2PRFIN20071125_054507_000000372063_00377_29990_4215.N1	25-NOV-2007 05:45:07	Bright	36.500	138	47Eps Vir	2.8280	4700.0	73	29990	No
74	GOM_NL__2PRFIN20071125_054912_000000502063_00377_29990_4216.N1	25-NOV-2007 05:49:12	Bright	50.000	121	29Gam Vir	2.7400	7200.0	100	29990	No
75	GOM_NL__2PRFIN20071125_055434_000000442063_00377_29990_4217.N1	25-NOV-2007 05:54:34	Twilight	43.500	100	4Gam Crv	2.5800	13100.	87	29990	No
76	GOM_NL__2PRFIN20071125_055608_000000462063_00377_29990_4218.N1	25-NOV-2007 05:56:08	Twilight	46.000	171	2Eps Crv	3.0010	4250.0	92	29990	No
77	GOM_NL__2PRFIN20071125_060535_000000442063_00378_29991_4212.N1	25-NOV-2007 06:05:35	Dark	43.500	113	Mu Vel	2.6920	5000.0	87	29991	No
78	GOM_NL__2PRFIN20071125_060800_000000382063_00378_29991_4213.N1	25-NOV-2007 06:08:00	Dark	38.000	124	The Car	2.7640	30000.	76	29991	No
79	GOM_NL__2PRFIN20071125_061050_000000382063_00378_29991_4214.N1	25-NOV-2007 06:10:50	Dark	38.000	29	Bet Car	1.6720	10200.	76	29991	No
80	GOM_NL__2PRFIN20071125_061224_000000532063_00378_29991_4215.N1	25-NOV-2007 06:12:24	Dark	52.500	41	Eps Car	1.8600	4100.0	105	29991	No
81	GOM_NL__2PRFIN20071125_061752_000000592063_00378_29991_4216.N1	25-NOV-2007 06:17:52	Dark	59.000	2	Alp Car	-0.73600	7000.0	118	29991	No
82	GOM_NL__2PRFIN20071125_063245_000000472063_00378_29991_4217.N1	25-NOV-2007 06:32:45	Straylight	47.000	165	34Gam Eri	2.9500	3200.0	94	29991	No
83	GOM_NL__2PRFIN20071125_063809_000000452063_00378_29991_4218.N1	25-NOV-2007 06:38:09	Twilight	45.000	94	92Alp Cet	2.5260	3100.0	90	29991	No
84	GOM_NL__2PRFIN20071125_064702_000000342063_00378_29991_4219.N1	25-NOV-2007 06:47:02	Bright	34.000	173	4Bet Tri	3.0040	8900.0	68	29991	No
85	GOM_NL__2PRFIN20071125_064849_000000362063_00378_29991_4220.N1	25-NOV-2007 06:48:49	Bright	35.500	79	26Bet Per	2.3100	13100.	71	29991	No
86	GOM_NL__2PRFIN20071125_065114_000000382063_00378_29991_4221.N1	25-NOV-2007 06:51:14	Bright	38.000	175	39Del Per	3.0100	19400.	76	29991	No
87	GOM_NL__2PRFIN20071125_065417_000000362063_00378_29991_4222.N1	25-NOV-2007 06:54:17	Bright	35.500	110	37Del Cas	2.6780	8900.0	71	29991	No
88	GOM_NL__2PRFIN20071125_070216_000000372063_00378_29991_4223.N1	25-NOV-2007 07:02:16	Bright	36.500	49	1Alp UMi	1.9900	6300.0	73	29991	No
89	GOM_NL__2PRFIN20071125_070651_000000382063_00378_29991_4224.N1	25-NOV-2007 07:06:51	Bright	37.500	60	7Bet UMi	2.0810	3950.0	75	29991	No
90	GOM_NL__2PRFIN20071125_071215_000000392063_00378_29991_4225.N1	25-NOV-2007 07:12:15	Bright	39.000	32	77Eps UMa	1.7630	11000.	78	29991	No
91	GOM_NL__2PRFIN20071125_071408_000000362063_00378_29991_4226.N1	25-NOV-2007 07:14:08	Bright	36.000	39	85Eta UMa	1.8540	24000.	72	29991	No
92	GOM_NL__2PRFIN20071125_071736_000000372063_00378_29991_4227.N1	25-NOV-2007 07:17:36	Bright	36.500	152	12Alp2CVn	2.8900	11000.	73	29991	No
93	GOM_NL__2PRFIN20071125_072250_000000342063_00378_29991_4228.N1	25-NOV-2007 07:22:50	Bright	33.500	111	8Eta Boo	2.6800	6000.0	67	29991	No
94	GOM_NL__2PRFIN20071125_072544_000000372063_00378_29991_4229.N1	25-NOV-2007 07:25:44	Bright	36.500	138	47Eps Vir	2.8280	4700.0	73	29991	No
95	GOM_NL__2PRFIN20071125_072948_000000392063_00378_29991_4230.N1	25-NOV-2007 07:29:48	Bright	39.000	121	29Gam Vir	2.7400	7200.0	78	29991	No
96	GOM_NL__2PRFIN20071125_073511_000000452063_00378_29991_4231.N1	25-NOV-2007 07:35:11	Twilight	44.500	100	4Gam Crv	2.5800	13100.	89	29991	No
97	GOM_NL__2PRFIN20071125_073645_000000472063_00378_29991_4232.N1	25-NOV-2007 07:36:45	Twilight	47.000	171	2Eps Crv	3.0010	4250.0	94	29991	No
98	GOM_NL__2PRFIN20071125_074612_000000432063_00379_29992_4225.N1	25-NOV-2007 07:46:12	Dark	42.500	113	Mu Vel	2.6920	5000.0	85	29992	No
99	GOM_NL__2PRFIN20071125_074836_000000372063_00379_29992_4226.N1	25-NOV-2007 07:48:36	Dark	37.000	124	The Car	2.7640	30000.	74	29992	No
100	GOM_NL__2PRFIN20071125_075126_000000402063_00379_29992_4227.N1	25-NOV-2007 07:51:26	Dark	39.500	29	Bet Car	1.6720	10200.	79	29992	No
101	GOM_NL__2PRFIN20071125_075300_000000532063_00379_29992_4228.N1	25-NOV-2007 07:53:00	Dark	53.000	41	Eps Car	1.8600	4100.0	106	29992	No

102	GOM_NL__2PRFIN20071125_075829_000000482063_00379_29992_4229.N1	25-NOV-2007 07:58:29	Dark	47.500	2	Alp Car	-0.73600	7000.0	95	29992	No
103	GOM_NL__2PRFIN20071125_081321_000000442063_00379_29992_4230.N1	25-NOV-2007 08:13:21	Straylight	44.000	165	34Gam Eri	2.9500	3200.0	88	29992	No
104	GOM_NL__2PRFIN20071125_081845_000000452063_00379_29992_4231.N1	25-NOV-2007 08:18:45	Twilight	45.000	94	92Alp Cet	2.5260	3100.0	90	29992	No
105	GOM_NL__2PRFIN20071125_082738_000000352063_00379_29992_4232.N1	25-NOV-2007 08:27:38	Bright	35.000	173	4Bet Tri	3.0040	8900.0	70	29992	No
106	GOM_NL__2PRFIN20071125_082924_000000362063_00379_29992_4233.N1	25-NOV-2007 08:29:24	Bright	36.000	79	26Bet Per	2.3100	13100.	72	29992	No
107	GOM_NL__2PRFIN20071125_083150_000000382063_00379_29992_4234.N1	25-NOV-2007 08:31:50	Bright	37.500	175	39Del Per	3.0100	19400.	75	29992	No
108	GOM_NL__2PRFIN20071125_083453_000000522063_00379_29992_4235.N1	25-NOV-2007 08:34:53	Bright	52.000	110	37Del Cas	2.6780	8900.0	104	29992	No
109	GOM_NL__2PRFIN20071125_084252_000000362063_00379_29992_4236.N1	25-NOV-2007 08:42:52	Bright	36.000	49	1Alp UMi	1.9900	6300.0	72	29992	No
110	GOM_NL__2PRFIN20071125_084727_000000382063_00379_29992_4237.N1	25-NOV-2007 08:47:27	Bright	37.500	60	7Bet UMi	2.0810	3950.0	75	29992	No
111	GOM_NL__2PRFIN20071125_085250_000000382063_00379_29992_4238.N1	25-NOV-2007 08:52:50	Bright	38.000	32	77Eps UMa	1.7630	11000.	76	29992	No
112	GOM_NL__2PRFIN20071125_085444_000000362063_00379_29992_4239.N1	25-NOV-2007 08:54:44	Bright	36.000	39	85Eta UMa	1.8540	24000.	72	29992	No
113	GOM_NL__2PRFIN20071125_085812_000000372063_00379_29992_4240.N1	25-NOV-2007 08:58:12	Bright	36.500	152	12Alp2CVn	2.8900	11000.	73	29992	No
114	GOM_NL__2PRFIN20071125_090326_000000342063_00379_29992_4241.N1	25-NOV-2007 09:03:26	Bright	33.500	111	8Eta Boo	2.6800	6000.0	67	29992	No
115	GOM_NL__2PRFIN20071125_090620_000000382063_00379_29992_4242.N1	25-NOV-2007 09:06:20	Bright	37.500	138	47Eps Vir	2.8280	4700.0	75	29992	No
116	GOM_NL__2PRFIN20071125_091025_000000402063_00379_29992_4243.N1	25-NOV-2007 09:10:25	Bright	39.500	121	29Gam Vir	2.7400	7200.0	79	29992	No
117	GOM_NL__2PRFIN20071125_091547_000000452063_00379_29992_4244.N1	25-NOV-2007 09:15:47	Twilight	45.000	100	4Gam Crv	2.5800	13100.	90	29992	No
118	GOM_NL__2PRFIN20071125_091721_000000452063_00379_29992_4245.N1	25-NOV-2007 09:17:21	Twilight	44.500	171	2Eps Crv	3.0010	4250.0	89	29992	No
119	GOM_NL__2PRFIN20071125_092648_000000432063_00380_29993_4234.N1	25-NOV-2007 09:26:48	Dark	42.500	113	Mu Vel	2.6920	5000.0	85	29993	No
120	GOM_NL__2PRFIN20071125_092912_000000382063_00380_29993_4235.N1	25-NOV-2007 09:29:12	Dark	38.000	124	The Car	2.7640	30000.	76	29993	No
121	GOM_NL__2PRFIN20071125_093203_000000372063_00380_29993_4236.N1	25-NOV-2007 09:32:03	Dark	37.000	29	Bet Car	1.6720	10200.	74	29993	No
122	GOM_NL__2PRFIN20071125_093337_000000432063_00380_29993_4237.N1	25-NOV-2007 09:33:37	Dark	42.500	41	Eps Car	1.8600	4100.0	85	29993	No
123	GOM_NL__2PRFIN20071125_093905_000000492063_00380_29993_4238.N1	25-NOV-2007 09:39:05	Dark	49.000	2	Alp Car	-0.73600	7000.0	98	29993	No
124	GOM_NL__2PRFIN20071125_095357_000000472063_00380_29993_4239.N1	25-NOV-2007 09:53:57	Straylight	46.500	165	34Gam Eri	2.9500	3200.0	93	29993	No
125	GOM_NL__2PRFIN20071125_095920_000000472063_00380_29993_4240.N1	25-NOV-2007 09:59:20	Twilight	46.500	94	92Alp Cet	2.5260	3100.0	93	29993	No
126	GOM_NL__2PRFIN20071125_100814_000000352063_00380_29993_4241.N1	25-NOV-2007 10:08:14	Bright	35.000	173	4Bet Tri	3.0040	8900.0	70	29993	No
127	GOM_NL__2PRFIN20071125_101000_000000362063_00380_29993_4242.N1	25-NOV-2007 10:10:00	Bright	35.500	79	26Bet Per	2.3100	13100.	71	29993	No
128	GOM_NL__2PRFIN20071125_101225_000000392063_00380_29993_4243.N1	25-NOV-2007 10:12:25	Bright	38.500	175	39Del Per	3.0100	19400.	77	29993	No
129	GOM_NL__2PRFIN20071125_101530_000000522063_00380_29993_4244.N1	25-NOV-2007 10:15:30	Bright	52.000	110	37Del Cas	2.6780	8900.0	104	29993	No
130	GOM_NL__2PRFIN20071125_102328_000000362063_00380_29993_4245.N1	25-NOV-2007 10:23:28	Bright	36.000	49	1Alp UMi	1.9900	6300.0	72	29993	No
131	GOM_NL__2PRFIN20071125_102802_000000372063_00380_29993_4246.N1	25-NOV-2007 10:28:02	Bright	37.000	60	7Bet UMi	2.0810	3950.0	74	29993	No
132	GOM_NL__2PRFIN20071125_103326_000000362063_00380_29993_4247.N1	25-NOV-2007 10:33:26	Bright	36.000	32	77Eps UMa	1.7630	11000.	72	29993	No
133	GOM_NL__2PRFIN20071125_103520_000000352063_00380_29993_4248.N1	25-NOV-2007 10:35:20	Bright	35.000	39	85Eta UMa	1.8540	24000.	70	29993	No
134	GOM_NL__2PRFIN20071125_103848_000000422063_00380_29993_4249.N1	25-NOV-2007 10:38:48	Bright	41.500	152	12Alp2CVn	2.8900	11000.	83	29993	No
135	GOM_NL__2PRFIN20071125_104402_000000342063_00380_29993_4250.N1	25-NOV-2007 10:44:02	Bright	33.500	111	8Eta Boo	2.6800	6000.0	67	29993	No
136	GOM_NL__2PRFIN20071125_104656_000000382063_00380_29993_4251.N1	25-NOV-2007 10:46:56	Bright	37.500	138	47Eps Vir	2.8280	4700.0	75	29993	No
137	GOM_NL__2PRFIN20071125_105101_000000442063_00380_29993_4252.N1	25-NOV-2007 10:51:01	Bright	44.000	121	29Gam Vir	2.7400	7200.0	88	29993	No
138	GOM_NL__2PRFIN20071125_105624_000000432063_00380_29993_4253.N1	25-NOV-2007 10:56:24	Twilight	43.000	100	4Gam Crv	2.5800	13100.	86	29993	No
139	GOM_NL__2PRFIN20071125_105758_000000432063_00380_29993_4254.N1	25-NOV-2007 10:57:58	Twilight	42.500	171	2Eps Crv	3.0010	4250.0	85	29993	No
140	GOM_NL__2PRFIN20071125_110725_000000432063_00381_29994_4258.N1	25-NOV-2007 11:07:25	Dark	42.500	113	Mu Vel	2.6920	5000.0	85	29994	No
141	GOM_NL__2PRFIN20071125_110948_000000392063_00381_29994_4259.N1	25-NOV-2007 11:09:48	Dark	38.500	124	The Car	2.7640	30000.	77	29994	No
142	GOM_NL__2PRFIN20071125_111239_000000392063_00381_29994_4260.N1	25-NOV-2007 11:12:39	Dark	39.000	29	Bet Car	1.6720	10200.	78	29994	No
143	GOM_NL__2PRFIN20071125_111413_000000422063_00381_29994_4261.N1	25-NOV-2007 11:14:13	Dark	42.000	41	Eps Car	1.8600	4100.0	84	29994	No
144	GOM_NL__2PRFIN20071125_111942_000000562063_00381_29994_4262.N1	25-NOV-2007 11:19:42	Dark	56.000	2	Alp Car	-0.73600	7000.0	112	29994	No
145	GOM_NL__2PRFIN20071125_113433_000000412063_00381_29994_4263.N1	25-NOV-2007 11:34:33	Straylight	41.000	165	34Gam Eri	2.9500	3200.0	82	29994	No
146	GOM_NL__2PRFIN20071125_113956_000000422063_00381_29994_4264.N1	25-NOV-2007 11:39:56	Twilight	41.500	94	92Alp Cet	2.5260	3100.0	83	29994	No
147	GOM_NL__2PRFIN20071125_114850_000000362063_00381_29994_4265.N1	25-NOV-2007 11:48:50	Bright	35.500	173	4Bet Tri	3.0040	8900.0	71	29994	No
148	GOM_NL__2PRFIN20071125_115036_000000372063_00381_29994_4266.N1	25-NOV-2007 11:50:36	Bright	36.500	79	26Bet Per	2.3100	13100.	73	29994	No
149	GOM_NL__2PRFIN20071125_115301_000000372063_00381_29994_4267.N1	25-NOV-2007 11:53:01	Bright	36.500	175	39Del Per	3.0100	19400.	73	29994	No
150	GOM_NL__2PRFIN20071125_115605_000000352063_00381_29994_4268.N1	25-NOV-2007 11:56:05	Bright	34.500	110	37Del Cas	2.6780	8900.0	69	29994	No
151	GOM_NL__2PRFIN20071125_120404_000000362063_00381_29994_4269.N1	25-NOV-2007 12:04:04	Bright	35.500	49	1Alp UMi	1.9900	6300.0	71	29994	No
152	GOM_NL__2PRFIN20071125_120838_000000372063_00381_29994_4270.N1	25-NOV-2007 12:08:38	Bright	37.000	60	7Bet UMi	2.0810	3950.0	74	29994	No
153	GOM_NL__2PRFIN20071125_121402_000000382063_00381_29994_4271.N1	25-NOV-2007 12:14:02	Bright	37.500	32	77Eps UMa	1.7630	11000.	75	29994	No
154	GOM_NL__2PRFIN20071125_121556_000000362063_00381_29994_4272.N1	25-NOV-2007 12:15:56	Bright	36.000	39	85Eta UMa	1.8540	24000.	72	29994	No
155	GOM_NL__2PRFIN20071125_121924_000000372063_00381_29994_4273.N1	25-NOV-2007 12:19:24	Bright	37.000	152	12Alp2CVn	2.8900	11000.	74	29994	No
156	GOM_NL__2PRFIN20071125_122439_000000332063_00381_29994_4274.N1	25-NOV-2007 12:24:39	Bright	33.000	111	8Eta Boo	2.6800	6000.0	66	29994	No
157	GOM_NL__2PRFIN20071125_122732_000000372063_00381_29994_4275.N1	25-NOV-2007 12:27:32	Bright	36.500	138	47Eps Vir	2.8280	4700.0	73	29994	No
158	GOM_NL__2PRFIN20071125_123137_000000572063_00381_29994_4276.N1	25-NOV-2007 12:31:37	Bright	57.000	121	29Gam Vir	2.7400	7200.0	114	29994	No
159	GOM_NL__2PRFIN20071125_123700_000000462063_00381_29994_4277.N1	25-NOV-2007 12:37:00	Twilight	45.500	100	4Gam Crv	2.5800	13100.	91	29994	No
160	GOM_NL__2PRFIN20071125_123834_000000412063_00381_29994_4278.N1	25-NOV-2007 12:38:34	Twilight	41.000	171	2Eps Crv	3.0010	4250.0	82	29994	No

161	GOM_NL__2PRFIN20071125_124802_000000422063_00382_29995_4272.N1	25-NOV-2007 12:48:02	Dark	42.000	113	Mu Vel	2.6920	5000.0	84	29995	No
162	GOM_NL__2PRFIN20071125_125025_000000372063_00382_29995_4273.N1	25-NOV-2007 12:50:25	Dark	36.500	124	The Car	2.7640	30000.	73	29995	No
163	GOM_NL__2PRFIN20071125_125315_000000382063_00382_29995_4274.N1	25-NOV-2007 12:53:15	Dark	37.500	29	Bet Car	1.6720	10200.	75	29995	No
164	GOM_NL__2PRFIN20071125_125450_000000442063_00382_29995_4275.N1	25-NOV-2007 12:54:50	Dark	43.500	41	Eps Car	1.8600	4100.0	87	29995	No
165	GOM_NL__2PRFIN20071125_130018_000000572063_00382_29995_4276.N1	25-NOV-2007 13:00:18	Dark	57.000	2	Alp Car	-0.73600	7000.0	114	29995	No
166	GOM_NL__2PRFIN20071125_131508_000000442063_00382_29995_4277.N1	25-NOV-2007 13:15:08	Straylight	44.000	165	34Gam Eri	2.9500	3200.0	88	29995	No
167	GOM_NL__2PRFIN20071125_132032_000000432063_00382_29995_4278.N1	25-NOV-2007 13:20:32	Twilight_and_stray	42.500	94	92Alp Cet	2.5260	3100.0	85	29995	No
168	GOM_NL__2PRFIN20071125_132926_000000352063_00382_29995_4279.N1	25-NOV-2007 13:29:26	Bright	35.000	173	4Bet Tri	3.0040	8900.0	70	29995	No
169	GOM_NL__2PRFIN20071125_133111_000000382063_00382_29995_4280.N1	25-NOV-2007 13:31:11	Bright	37.500	79	26Bet Per	2.3100	13100.	75	29995	No
170	GOM_NL__2PRFIN20071125_133337_000000382063_00382_29995_4281.N1	25-NOV-2007 13:33:37	Bright	38.000	175	39Del Per	3.0100	19400.	76	29995	No
171	GOM_NL__2PRFIN20071125_133642_000000352063_00382_29995_4282.N1	25-NOV-2007 13:36:42	Bright	34.500	110	37Del Cas	2.6780	8900.0	69	29995	No
172	GOM_NL__2PRFIN20071125_134440_000000352063_00382_29995_4283.N1	25-NOV-2007 13:44:40	Bright	34.500	49	1Alp UMi	1.9900	6300.0	69	29995	No
173	GOM_NL__2PRFIN20071125_134914_000000322063_00382_29995_4284.N1	25-NOV-2007 13:49:14	Bright	32.000	60	7Bet UMi	2.0810	3950.0	64	29995	No
174	GOM_NL__2PRFIN20071125_135438_000000362063_00382_29995_4285.N1	25-NOV-2007 13:54:38	Bright	36.000	32	77Eps UMa	1.7630	11000.	72	29995	No
175	GOM_NL__2PRFIN20071125_135632_000000362063_00382_29995_4286.N1	25-NOV-2007 13:56:32	Bright	35.500	39	85Eta UMa	1.8540	24000.	71	29995	No
176	GOM_NL__2PRFIN20071125_140000_000000372063_00382_29995_4287.N1	25-NOV-2007 14:00:00	Bright	36.500	152	12Alp2CVn	2.8900	11000.	73	29995	No
177	GOM_NL__2PRFIN20071125_140515_000000342063_00382_29995_4288.N1	25-NOV-2007 14:05:15	Bright	34.000	111	8Eta Boo	2.6800	6000.0	68	29995	No
178	GOM_NL__2PRFIN20071125_140808_000000392063_00382_29995_4289.N1	25-NOV-2007 14:08:08	Bright	38.500	138	47Eps Vir	2.8280	4700.0	77	29995	No
179	GOM_NL__2PRFIN20071125_141214_000000572063_00382_29995_4290.N1	25-NOV-2007 14:12:14	Bright	57.000	121	29Gam Vir	2.7400	7200.0	114	29995	No
180	GOM_NL__2PRFIN20071125_141737_000000452063_00382_29995_4291.N1	25-NOV-2007 14:17:37	Twilight_and_stray	44.500	100	4Gam Crv	2.5800	13100.	89	29995	No
181	GOM_NL__2PRFIN20071125_141911_000000442063_00382_29995_4292.N1	25-NOV-2007 14:19:11	Twilight	44.000	171	2Eps Crv	3.0010	4250.0	88	29995	No
182	GOM_NL__2PRFIN20071125_142838_000000422063_00383_29996_4287.N1	25-NOV-2007 14:28:38	Dark	42.000	113	Mu Vel	2.6920	5000.0	84	29996	No
183	GOM_NL__2PRFIN20071125_143101_000000392063_00383_29996_4288.N1	25-NOV-2007 14:31:01	Dark	39.000	124	The Car	2.7640	30000.	78	29996	No
184	GOM_NL__2PRFIN20071125_143352_000000372063_00383_29996_4289.N1	25-NOV-2007 14:33:52	Dark	36.500	29	Bet Car	1.6720	10200.	73	29996	No
185	GOM_NL__2PRFIN20071125_143526_000000412063_00383_29996_4290.N1	25-NOV-2007 14:35:26	Dark	40.500	41	Eps Car	1.8600	4100.0	81	29996	No
186	GOM_NL__2PRFIN20071125_144054_000000522063_00383_29996_4291.N1	25-NOV-2007 14:40:54	Dark	51.500	2	Alp Car	-0.73600	7000.0	103	29996	No
187	GOM_NL__2PRFIN20071125_145544_000000452063_00383_29996_4292.N1	25-NOV-2007 14:55:44	Straylight	44.500	165	34Gam Eri	2.9500	3200.0	89	29996	No
188	GOM_NL__2PRFIN20071125_150108_000000442063_00383_29996_4293.N1	25-NOV-2007 15:01:08	Twilight_and_stray	44.000	94	92Alp Cet	2.5260	3100.0	88	29996	No
189	GOM_NL__2PRFIN20071125_151002_000000362063_00383_29996_4294.N1	25-NOV-2007 15:10:02	Bright	36.000	173	4Bet Tri	3.0040	8900.0	72	29996	No
190	GOM_NL__2PRFIN20071125_151147_000000382063_00383_29996_4295.N1	25-NOV-2007 15:11:47	Bright	37.500	79	26Bet Per	2.3100	13100.	75	29996	No
191	GOM_NL__2PRFIN20071125_151412_000000382063_00383_29996_4296.N1	25-NOV-2007 15:14:12	Bright	37.500	175	39Del Per	3.0100	19400.	75	29996	No
192	GOM_NL__2PRFIN20071125_152516_000000372063_00383_29996_4297.N1	25-NOV-2007 15:25:16	Bright	36.500	49	1Alp UMi	1.9900	6300.0	73	29996	No
193	GOM_NL__2PRFIN20071125_152950_000000372063_00383_29996_4298.N1	25-NOV-2007 15:29:50	Bright	37.000	60	7Bet UMi	2.0810	3950.0	74	29996	No
194	GOM_NL__2PRFIN20071125_153514_000000402063_00383_29996_4299.N1	25-NOV-2007 15:35:14	Bright	39.500	32	77Eps UMa	1.7630	11000.	79	29996	No
195	GOM_NL__2PRFIN20071125_153708_000000412063_00383_29996_4300.N1	25-NOV-2007 15:37:08	Bright	40.500	39	85Eta UMa	1.8540	24000.	81	29996	No
196	GOM_NL__2PRFIN20071125_154036_000000382063_00383_29996_4301.N1	25-NOV-2007 15:40:36	Bright	37.500	152	12Alp2CVn	2.8900	11000.	75	29996	No
197	GOM_NL__2PRFIN20071125_154551_000000342063_00383_29996_4302.N1	25-NOV-2007 15:45:51	Bright	34.000	111	8Eta Boo	2.6800	6000.0	68	29996	No
198	GOM_NL__2PRFIN20071125_154845_000000562063_00383_29996_4303.N1	25-NOV-2007 15:48:45	Bright	56.000	138	47Eps Vir	2.8280	4700.0	112	29996	No
199	GOM_NL__2PRFIN20071125_155250_000000392063_00383_29996_4304.N1	25-NOV-2007 15:52:50	Bright	39.000	121	29Gam Vir	2.7400	7200.0	78	29996	No
200	GOM_NL__2PRFIN20071125_155813_000000422063_00383_29996_4305.N1	25-NOV-2007 15:58:13	Twilight_and_stray	41.500	100	4Gam Crv	2.5800	13100.	83	29996	No
201	GOM_NL__2PRFIN20071125_155947_000000452063_00383_29996_4306.N1	25-NOV-2007 15:59:47	Twilight	44.500	171	2Eps Crv	3.0010	4250.0	89	29996	No
202	GOM_NL__2PRFIN20071125_160915_000000422063_00384_29997_4319.N1	25-NOV-2007 16:09:15	Dark	41.500	113	Mu Vel	2.6920	5000.0	83	29997	No
203	GOM_NL__2PRFIN20071125_161138_000000372063_00384_29997_4320.N1	25-NOV-2007 16:11:38	Dark	37.000	124	The Car	2.7640	30000.	74	29997	No
204	GOM_NL__2PRFIN20071125_161428_000000372063_00384_29997_4321.N1	25-NOV-2007 16:14:28	Dark	37.000	29	Bet Car	1.6720	10200.	74	29997	No
205	GOM_NL__2PRFIN20071125_161603_000000452063_00384_29997_4322.N1	25-NOV-2007 16:16:03	Dark	44.500	41	Eps Car	1.8600	4100.0	89	29997	No
206	GOM_NL__2PRFIN20071125_162131_000000422063_00384_29997_4323.N1	25-NOV-2007 16:21:31	Dark	41.500	2	Alp Car	-0.73600	7000.0	83	29997	No
207	GOM_NL__2PRFIN20071125_163621_000000482063_00384_29997_4324.N1	25-NOV-2007 16:36:21	Straylight	48.000	165	34Gam Eri	2.9500	3200.0	96	29997	No
208	GOM_NL__2PRFIN20071125_164144_000000442063_00384_29997_4325.N1	25-NOV-2007 16:41:44	Twilight_and_stray	43.500	94	92Alp Cet	2.5260	3100.0	87	29997	No
209	GOM_NL__2PRFIN20071125_165038_000000352063_00384_29997_4326.N1	25-NOV-2007 16:50:38	Bright	35.000	173	4Bet Tri	3.0040	8900.0	70	29997	No
210	GOM_NL__2PRFIN20071125_165223_000000372063_00384_29997_4327.N1	25-NOV-2007 16:52:23	Bright	37.000	79	26Bet Per	2.3100	13100.	74	29997	No
211	GOM_NL__2PRFIN20071125_165448_000000382063_00384_29997_4328.N1	25-NOV-2007 16:54:48	Bright	37.500	175	39Del Per	3.0100	19400.	75	29997	No
212	GOM_NL__2PRFIN20071125_170551_000000372063_00384_29997_4329.N1	25-NOV-2007 17:05:51	Bright	36.500	49	1Alp UMi	1.9900	6300.0	73	29997	No
213	GOM_NL__2PRFIN20071125_171026_000000372063_00384_29997_4330.N1	25-NOV-2007 17:10:26	Bright	37.000	60	7Bet UMi	2.0810	3950.0	74	29997	No
214	GOM_NL__2PRFIN20071125_171550_000000382063_00384_29997_4331.N1	25-NOV-2007 17:15:50	Bright	38.000	32	77Eps UMa	1.7630	11000.	76	29997	No
215	GOM_NL__2PRFIN20071125_171744_000000362063_00384_29997_4332.N1	25-NOV-2007 17:17:44	Bright	36.000	39	85Eta UMa	1.8540	24000.	72	29997	No
216	GOM_NL__2PRFIN20071125_172112_000000372063_00384_29997_4333.N1	25-NOV-2007 17:21:12	Bright	36.500	152	12Alp2CVn	2.8900	11000.	73	29997	No
217	GOM_NL__2PRFIN20071125_172627_000000342063_00384_29997_4334.N1	25-NOV-2007 17:26:27	Bright	34.000	111	8Eta Boo	2.6800	6000.0	68	29997	No
218	GOM_NL__2PRFIN20071125_172921_000000372063_00384_29997_4335.N1	25-NOV-2007 17:29:21	Bright	36.500	138	47Eps Vir	2.8280	4700.0	73	29997	No
219	GOM_NL__2PRFIN20071125_173327_000000392063_00384_29997_4336.N1	25-NOV-2007 17:33:27	Bright	39.000	121	29Gam Vir	2.7400	7200.0	78	29997	No

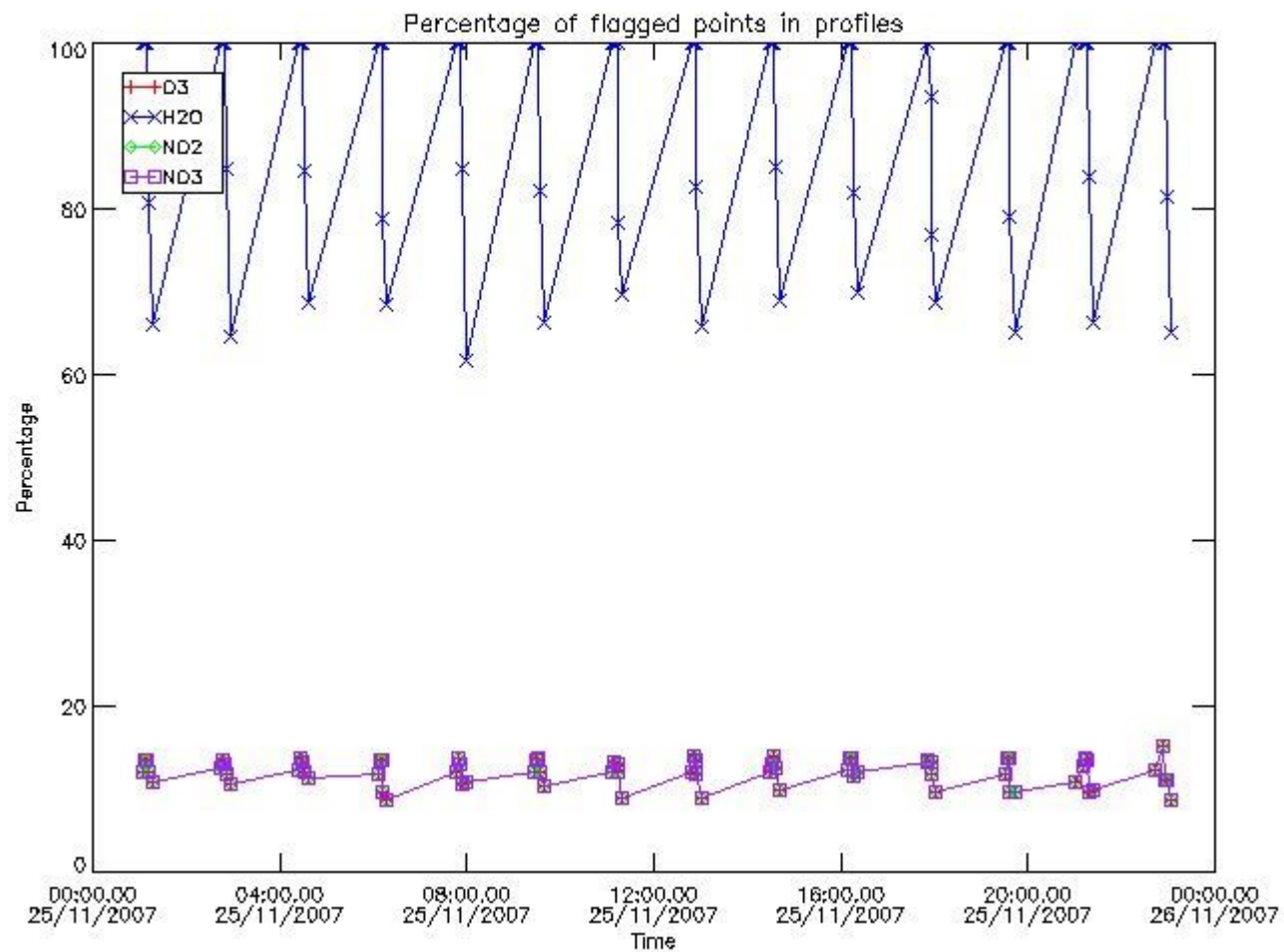
220	GOM_NL__2PRFIN20071125_173850_000000432063_00384_29997_4337.N1	25-NOV-2007 17:38:50	Twilight	42.500	100	4Gam Crv	2.5800	13100.	85	29997	No
221	GOM_NL__2PRFIN20071125_174024_000000472063_00384_29997_4338.N1	25-NOV-2007 17:40:24	Twilight	46.500	171	2Eps Crv	3.0010	4250.0	93	29997	No
222	GOM_NL__2PRFIN20071125_174952_000000422063_00385_29998_4333.N1	25-NOV-2007 17:49:52	Dark	42.000	113	Mu Vel	2.6920	5000.0	84	29998	No
223	GOM_NL__2PRFIN20071125_175214_000000382063_00385_29998_4334.N1	25-NOV-2007 17:52:14	Dark	38.000	124	The Car	2.7640	30000.	76	29998	No
224	GOM_NL__2PRFIN20071125_175504_000000392063_00385_29998_4335.N1	25-NOV-2007 17:55:04	Dark	38.500	29	Bet Car	1.6720	10200.	77	29998	No
225	GOM_NL__2PRFIN20071125_175640_000000442063_00385_29998_4336.N1	25-NOV-2007 17:56:40	Dark	43.500	41	Eps Car	1.8600	4100.0	87	29998	No
226	GOM_NL__2PRFIN20071125_180208_000000582063_00385_29998_4337.N1	25-NOV-2007 18:02:08	Dark	57.500	2	Alp Car	-0.73600	7000.0	115	29998	No
227	GOM_NL__2PRFIN20071125_181657_000000472063_00385_29998_4338.N1	25-NOV-2007 18:16:57	Straylight	47.000	165	34Gam Eri	2.9500	3200.0	94	29998	No
228	GOM_NL__2PRFIN20071125_182220_000000422063_00385_29998_4339.N1	25-NOV-2007 18:22:20	Twilight	42.000	94	92Alp Cet	2.5260	3100.0	84	29998	No
229	GOM_NL__2PRFIN20071125_183114_000000352063_00385_29998_4340.N1	25-NOV-2007 18:31:14	Bright	35.000	173	4Bet Tri	3.0040	8900.0	70	29998	No
230	GOM_NL__2PRFIN20071125_183259_000000382063_00385_29998_4341.N1	25-NOV-2007 18:32:59	Bright	37.500	79	26Bet Per	2.3100	13100.	75	29998	No
231	GOM_NL__2PRFIN20071125_183524_000000382063_00385_29998_4342.N1	25-NOV-2007 18:35:24	Bright	37.500	175	39Del Per	3.0100	19400.	75	29998	No
232	GOM_NL__2PRFIN20071125_184627_000000362063_00385_29998_4343.N1	25-NOV-2007 18:46:27	Bright	36.000	49	1Alp UMi	1.9900	6300.0	72	29998	No
233	GOM_NL__2PRFIN20071125_185102_000000342063_00385_29998_4344.N1	25-NOV-2007 18:51:02	Bright	34.000	60	7Bet UMi	2.0810	3950.0	68	29998	No
234	GOM_NL__2PRFIN20071125_185626_000000382063_00385_29998_4345.N1	25-NOV-2007 18:56:26	Bright	38.000	32	77Eps UMa	1.7630	11000.	76	29998	No
235	GOM_NL__2PRFIN20071125_185820_000000372063_00385_29998_4346.N1	25-NOV-2007 18:58:20	Bright	36.500	39	85Eta UMa	1.8540	24000.	73	29998	No
236	GOM_NL__2PRFIN20071125_190148_000000372063_00385_29998_4347.N1	25-NOV-2007 19:01:48	Bright	37.000	152	12Alp2CVn	2.8900	11000.	74	29998	No
237	GOM_NL__2PRFIN20071125_190703_000000342063_00385_29998_4348.N1	25-NOV-2007 19:07:03	Bright	33.500	111	8Eta Boo	2.6800	6000.0	67	29998	No
238	GOM_NL__2PRFIN20071125_190957_000000372063_00385_29998_4349.N1	25-NOV-2007 19:09:57	Bright	37.000	138	47Eps Vir	2.8280	4700.0	74	29998	No
239	GOM_NL__2PRFIN20071125_191403_000000582063_00385_29998_4350.N1	25-NOV-2007 19:14:03	Bright	58.000	121	29Gam Vir	2.7400	7200.0	116	29998	No
240	GOM_NL__2PRFIN20071125_191927_000000432063_00385_29998_4351.N1	25-NOV-2007 19:19:27	Twilight	42.500	100	4Gam Crv	2.5800	13100.	85	29998	No
241	GOM_NL__2PRFIN20071125_192101_000000432063_00385_29998_4352.N1	25-NOV-2007 19:21:01	Twilight	42.500	171	2Eps Crv	3.0010	4250.0	85	29998	No
242	GOM_NL__2PRFIN20071125_193028_000000432063_00386_29999_4363.N1	25-NOV-2007 19:30:28	Dark	43.000	113	Mu Vel	2.6920	5000.0	86	29999	No
243	GOM_NL__2PRFIN20071125_193250_000000372063_00386_29999_4364.N1	25-NOV-2007 19:32:50	Dark	37.000	124	The Car	2.7640	30000.	74	29999	No
244	GOM_NL__2PRFIN20071125_193541_000000372063_00386_29999_4365.N1	25-NOV-2007 19:35:41	Dark	37.000	29	Bet Car	1.6720	10200.	74	29999	No
245	GOM_NL__2PRFIN20071125_193716_000000532063_00386_29999_4366.N1	25-NOV-2007 19:37:16	Dark	53.000	41	Eps Car	1.8600	4100.0	106	29999	No
246	GOM_NL__2PRFIN20071125_194244_000000532063_00386_29999_4367.N1	25-NOV-2007 19:42:44	Dark	53.000	2	Alp Car	-0.73600	7000.0	106	29999	No
247	GOM_NL__2PRFIN20071125_195733_000000472063_00386_29999_4368.N1	25-NOV-2007 19:57:33	Straylight	46.500	165	34Gam Eri	2.9500	3200.0	93	29999	No
248	GOM_NL__2PRFIN20071125_200256_000000452063_00386_29999_4369.N1	25-NOV-2007 20:02:56	Twilight	44.500	94	92Alp Cet	2.5260	3100.0	89	29999	No
249	GOM_NL__2PRFIN20071125_201150_000000342063_00386_29999_4370.N1	25-NOV-2007 20:11:50	Bright	34.000	173	4Bet Tri	3.0040	8900.0	68	29999	No
250	GOM_NL__2PRFIN20071125_201335_000000372063_00386_29999_4371.N1	25-NOV-2007 20:13:35	Bright	37.000	79	26Bet Per	2.3100	13100.	74	29999	No
251	GOM_NL__2PRFIN20071125_201559_000000372063_00386_29999_4372.N1	25-NOV-2007 20:15:59	Bright	37.000	175	39Del Per	3.0100	19400.	74	29999	No
252	GOM_NL__2PRFIN20071125_202703_000000362063_00386_29999_4373.N1	25-NOV-2007 20:27:03	Bright	36.000	49	1Alp UMi	1.9900	6300.0	72	29999	No
253	GOM_NL__2PRFIN20071125_203138_000000332063_00386_29999_4374.N1	25-NOV-2007 20:31:38	Bright	32.500	60	7Bet UMi	2.0810	3950.0	65	29999	No
254	GOM_NL__2PRFIN20071125_203701_000000392063_00386_29999_4375.N1	25-NOV-2007 20:37:01	Bright	38.500	32	77Eps UMa	1.7630	11000.	77	29999	No
255	GOM_NL__2PRFIN20071125_203856_000000372063_00386_29999_4376.N1	25-NOV-2007 20:38:56	Bright	37.000	39	85Eta UMa	1.8540	24000.	74	29999	No
256	GOM_NL__2PRFIN20071125_204224_000000362063_00386_29999_4377.N1	25-NOV-2007 20:42:24	Bright	36.000	152	12Alp2CVn	2.8900	11000.	72	29999	No
257	GOM_NL__2PRFIN20071125_204739_000000522063_00386_29999_4378.N1	25-NOV-2007 20:47:39	Bright	52.000	111	8Eta Boo	2.6800	6000.0	104	29999	No
258	GOM_NL__2PRFIN20071125_205033_000000412063_00386_29999_4379.N1	25-NOV-2007 20:50:33	Bright	40.500	138	47Eps Vir	2.8280	4700.0	81	29999	No
259	GOM_NL__2PRFIN20071125_205439_000000582063_00386_29999_4380.N1	25-NOV-2007 20:54:39	Bright	58.000	121	29Gam Vir	2.7400	7200.0	116	29999	No
260	GOM_NL__2PRFIN20071125_210003_000000422063_00386_29999_4381.N1	25-NOV-2007 21:00:03	Twilight	42.000	100	4Gam Crv	2.5800	13100.	84	29999	No
261	GOM_NL__2PRFIN20071125_210137_000000482063_00386_29999_4382.N1	25-NOV-2007 21:01:37	Dark	47.500	171	2Eps Crv	3.0010	4250.0	95	29999	No
262	GOM_NL__2PRFIN20071125_211105_000000442063_00387_30000_4377.N1	25-NOV-2007 21:11:05	Dark	43.500	113	Mu Vel	2.6920	5000.0	87	30000	No
263	GOM_NL__2PRFIN20071125_211327_000000372063_00387_30000_4378.N1	25-NOV-2007 21:13:27	Dark	37.000	124	The Car	2.7640	30000.	74	30000	No
264	GOM_NL__2PRFIN20071125_211617_000000382063_00387_30000_4379.N1	25-NOV-2007 21:16:17	Dark	37.500	29	Bet Car	1.6720	10200.	75	30000	No
265	GOM_NL__2PRFIN20071125_211753_000000532063_00387_30000_4380.N1	25-NOV-2007 21:17:53	Dark	53.000	41	Eps Car	1.8600	4100.0	106	30000	No
266	GOM_NL__2PRFIN20071125_212321_000000512063_00387_30000_4381.N1	25-NOV-2007 21:23:21	Dark	51.000	2	Alp Car	-0.73600	7000.0	102	30000	No
267	GOM_NL__2PRFIN20071125_213809_000000452063_00387_30000_4382.N1	25-NOV-2007 21:38:09	Straylight	44.500	165	34Gam Eri	2.9500	3200.0	89	30000	No
268	GOM_NL__2PRFIN20071125_214332_000000432063_00387_30000_4383.N1	25-NOV-2007 21:43:32	Twilight	43.000	94	92Alp Cet	2.5260	3100.0	86	30000	No
269	GOM_NL__2PRFIN20071125_215226_000000362063_00387_30000_4384.N1	25-NOV-2007 21:52:26	Bright	35.500	173	4Bet Tri	3.0040	8900.0	71	30000	No
270	GOM_NL__2PRFIN20071125_215410_000000372063_00387_30000_4385.N1	25-NOV-2007 21:54:10	Bright	36.500	79	26Bet Per	2.3100	13100.	73	30000	No
271	GOM_NL__2PRFIN20071125_215635_000000362063_00387_30000_4386.N1	25-NOV-2007 21:56:35	Bright	36.000	175	39Del Per	3.0100	19400.	72	30000	No
272	GOM_NL__2PRFIN20071125_220739_000000382063_00387_30000_4387.N1	25-NOV-2007 22:07:39	Bright	37.500	49	1Alp UMi	1.9900	6300.0	75	30000	No
273	GOM_NL__2PRFIN20071125_221214_000000322063_00387_30000_4388.N1	25-NOV-2007 22:12:14	Bright	32.000	60	7Bet UMi	2.0810	3950.0	64	30000	No
274	GOM_NL__2PRFIN20071125_221737_000000402063_00387_30000_4389.N1	25-NOV-2007 22:17:37	Bright	39.500	32	77Eps UMa	1.7630	11000.	79	30000	No
275	GOM_NL__2PRFIN20071125_221932_000000382063_00387_30000_4390.N1	25-NOV-2007 22:19:32	Bright	37.500	39	85Eta UMa	1.8540	24000.	75	30000	No
276	GOM_NL__2PRFIN20071125_222300_000000392063_00387_30000_4391.N1	25-NOV-2007 22:23:00	Bright	38.500	152	12Alp2CVn	2.8900	11000.	77	30000	No
277	GOM_NL__2PRFIN20071125_222815_000000342063_00387_30000_4392.N1	25-NOV-2007 22:28:15	Bright	33.500	111	8Eta Boo	2.6800	6000.0	67	30000	No
278	GOM_NL__2PRFIN20071125_223110_000000372063_00387_30000_4393.N1	25-NOV-2007 22:31:10	Bright	36.500	138	47Eps Vir	2.8280	4700.0	73	30000	No

279	GOM_NL__2PRFIN20071125_223516_000000382063_00387_30000_4394.N1	25-NOV-2007 22:35:16	Bright	37.500	121	29Gam Vir	2.7400	7200.0	75	30000	No
280	GOM_NL__2PRFIN20071125_224040_000000462063_00387_30000_4395.N1	25-NOV-2007 22:40:40	Twilight	45.500	100	4Gam Crv	2.5800	13100.	91	30000	No
281	GOM_NL__2PRFIN20071125_224214_000000422063_00387_30000_4396.N1	25-NOV-2007 22:42:14	Dark	41.500	171	2Eps Crv	3.0010	4250.0	83	30000	No
282	GOM_NL__2PRFIN20071125_225403_000000372063_00388_30001_4391.N1	25-NOV-2007 22:54:03	Dark	37.000	124	The Car	2.7640	30000.	74	30001	No
283	GOM_NL__2PRFIN20071125_225653_000000462063_00388_30001_4392.N1	25-NOV-2007 22:56:53	Dark	46.000	29	Bet Car	1.6720	10200.	92	30001	No
284	GOM_NL__2PRFIN20071125_225829_000000462063_00388_30001_4393.N1	25-NOV-2007 22:58:29	Dark	46.000	41	Eps Car	1.8600	4100.0	92	30001	No
285	GOM_NL__2PRFIN20071125_230357_000000592063_00388_30001_4394.N1	25-NOV-2007 23:03:57	Dark	59.000	2	Alp Car	-0.73600	7000.0	118	30001	No
286	GOM_NL__2PRFIN20071125_231844_000000452063_00388_30001_4395.N1	25-NOV-2007 23:18:44	Straylight	45.000	165	34Gam Eri	2.9500	3200.0	90	30001	No
287	GOM_NL__2PRFIN20071125_232408_000000462063_00388_30001_4396.N1	25-NOV-2007 23:24:08	Twilight	45.500	94	92Alp Cet	2.5260	3100.0	91	30001	No
288	GOM_NL__2PRFIN20071125_233302_000000352063_00388_30001_4397.N1	25-NOV-2007 23:33:02	Bright	35.000	173	4Bet Tri	3.0040	8900.0	70	30001	No
289	GOM_NL__2PRFIN20071125_233446_000000362063_00388_30001_4398.N1	25-NOV-2007 23:34:46	Bright	36.000	79	26Bet Per	2.3100	13100.	72	30001	No
290	GOM_NL__2PRFIN20071125_233711_000000362063_00388_30001_4399.N1	25-NOV-2007 23:37:11	Bright	35.500	175	39Del Per	3.0100	19400.	71	30001	No
291	GOM_NL__2PRFIN20071125_234815_000000322063_00388_30001_4400.N1	25-NOV-2007 23:48:15	Bright	32.000	49	1Alp UMi	1.9900	6300.0	64	30001	No
292	GOM_NL__2PRFIN20071125_235250_000000372063_00388_30001_4401.N1	25-NOV-2007 23:52:50	Bright	36.500	60	7Bet UMi	2.0810	3950.0	73	30001	No
293	GOM_NL__2PRFIN20071125_235813_000000402063_00388_30001_4402.N1	25-NOV-2007 23:58:13	Bright	39.500	32	77Eps UMa	1.7630	11000.	79	30001	No

3. Quality information per product

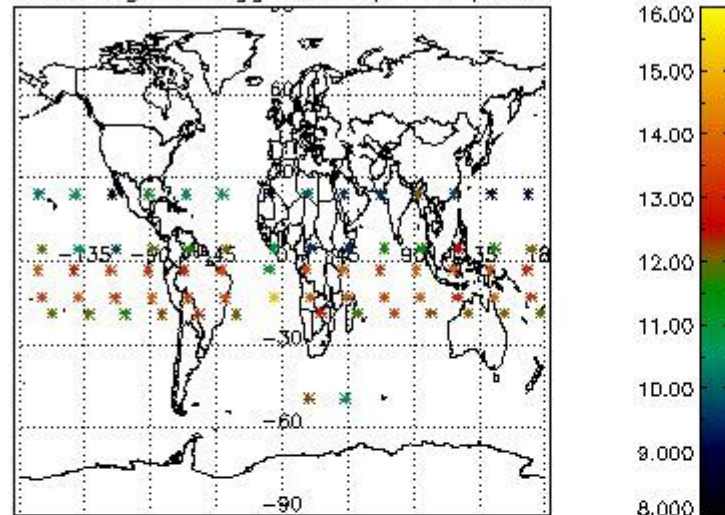
In this section it is plotted some information contained in the Quality Summary data set of the level 2 products. Only products in dark limb conditions and without errors (error flag in the MPH set to "0") are used.

3.1 Plot quality information per product (time dependant)

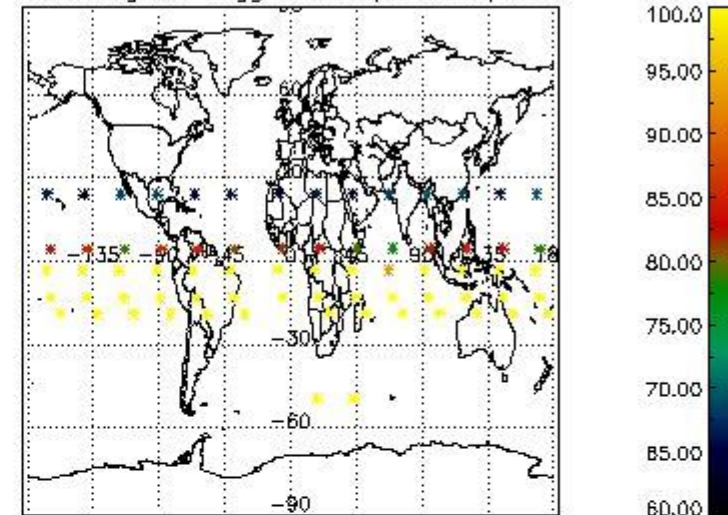


3.2 Plot quality information per product (world map)

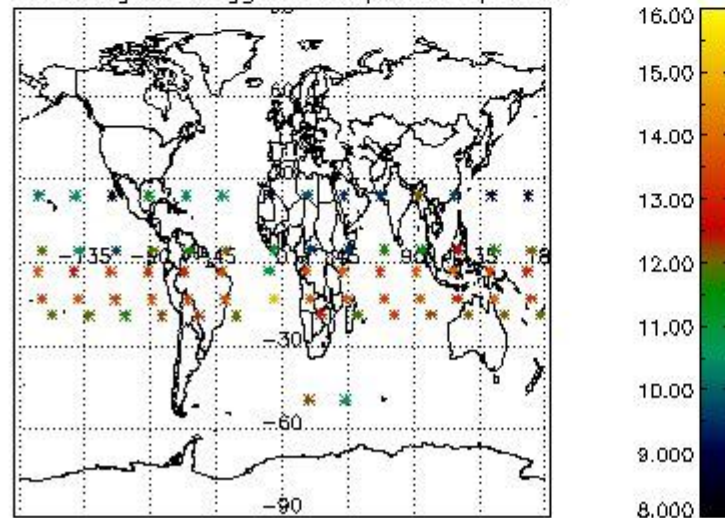
Percentage of flagged data per O3 profile



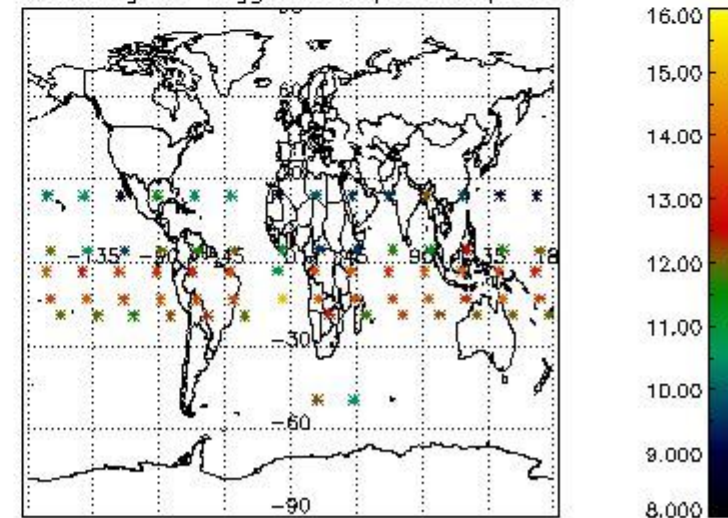
Percentage of flagged data per H2O profile



Percentage of flagged data per NO2 profile



Percentage of flagged data per NO3 profile

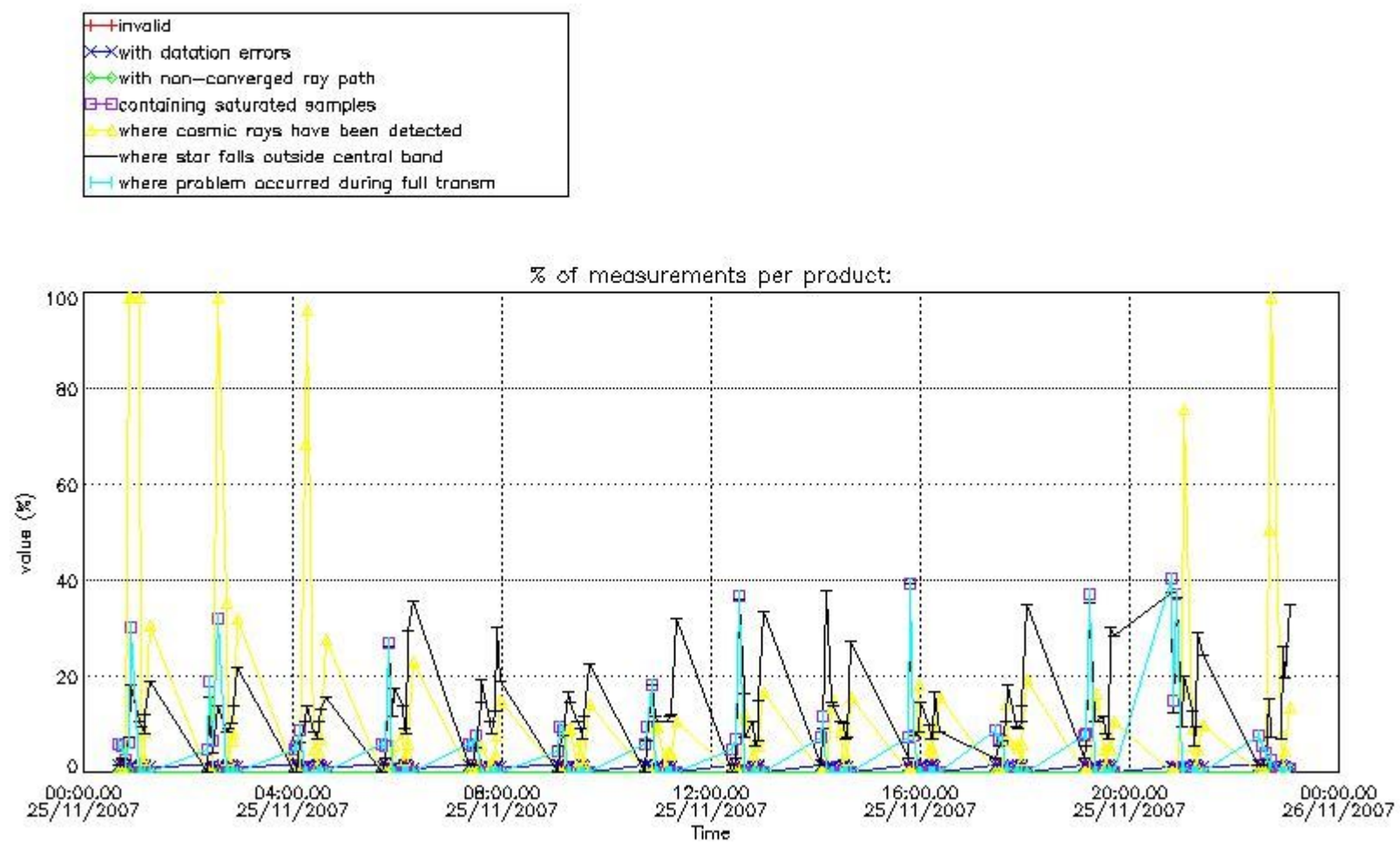


4. Level 1 quality information per product

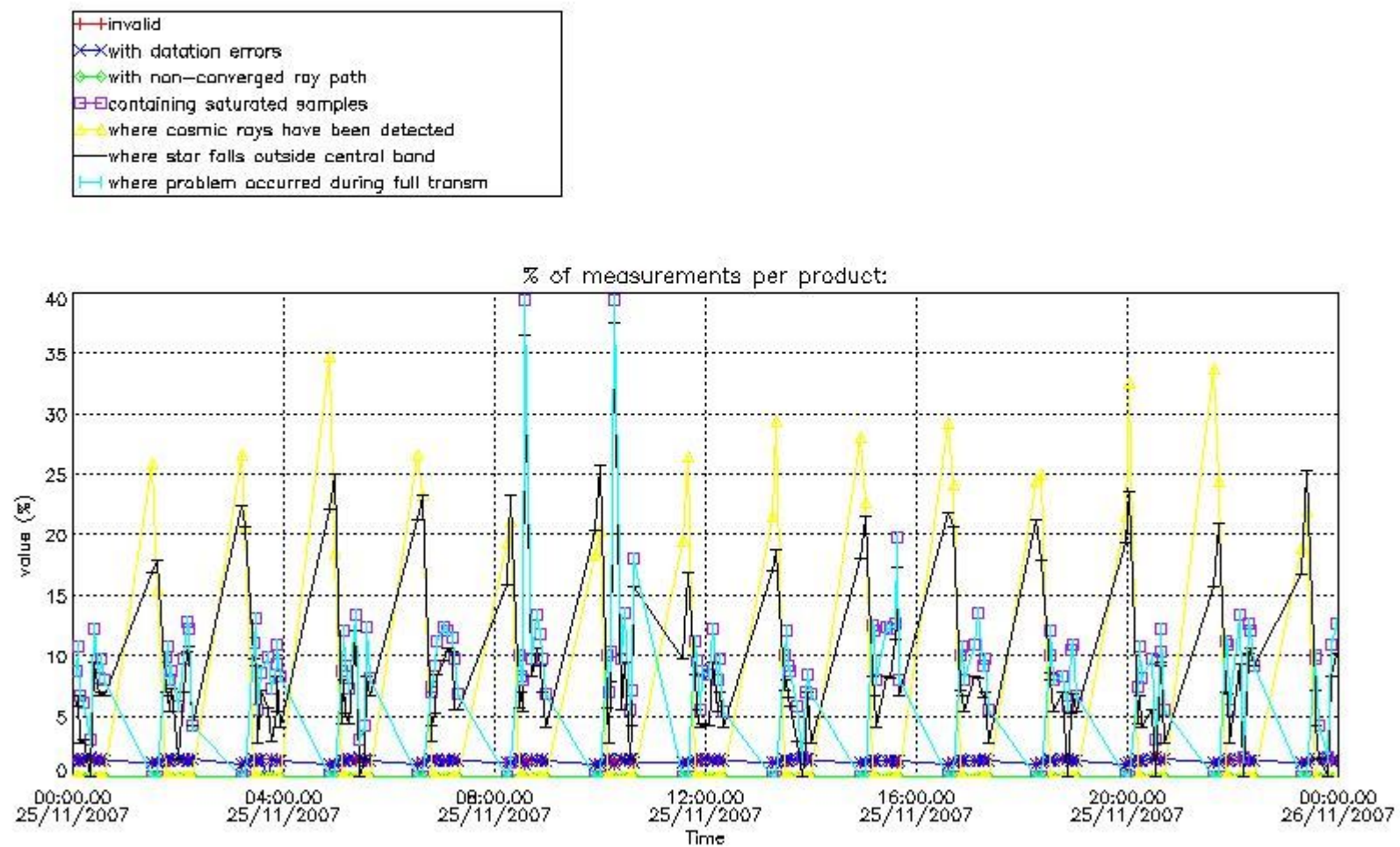
In this section it is plotted some information contained in the Quality Summary data set of the level 2 products that comes from the level 1b processing. Products without errors (error flag in the MPH set to "0") are used.

4.1 Plot quality information per product (time dependant) coming from level 1b processing

4.1.1 Plot level 1 quality information per product (time dependant): ENVISAT ASCENDING passes



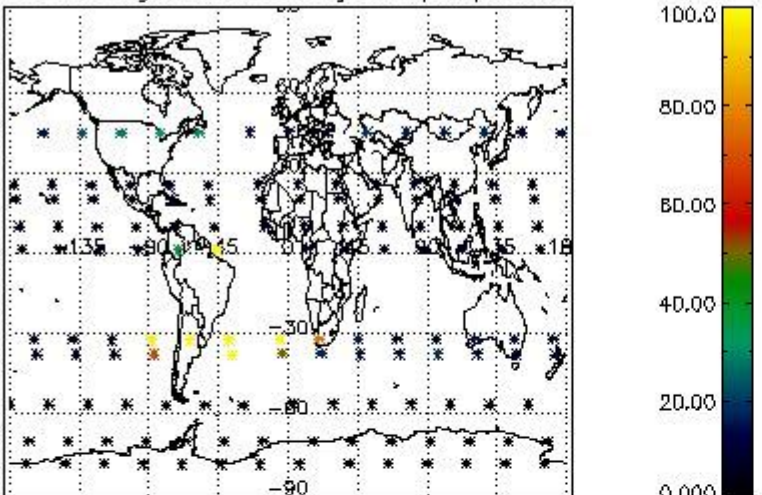
4.1.2 Plot level 1 quality information per product (time dependant): ENVISAT DESCENDING passes



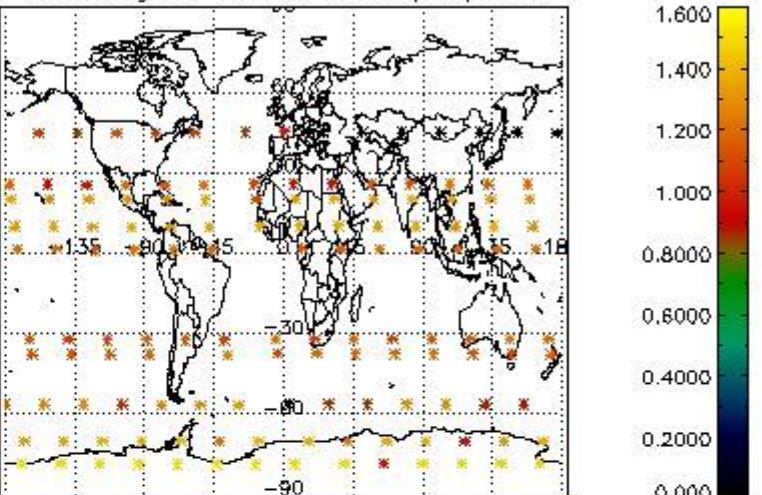
4.2 Plot quality information per product coming from level 1b processing (world map)

4.2.1 Plot level 1 quality information per product (world map): ENVISAT ASCENDING passes

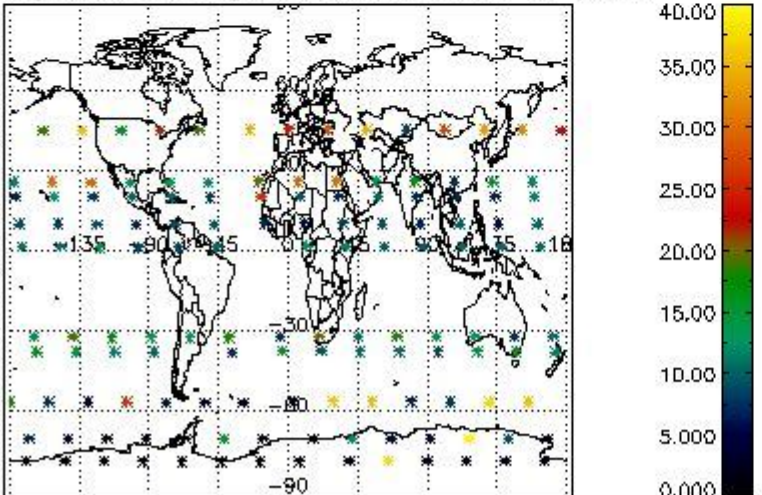
Percentage of cosmic ray hits per profile



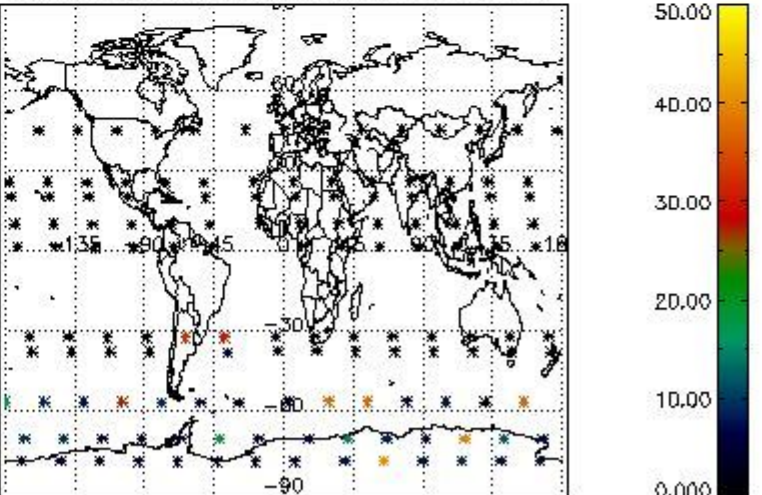
Percentage of datation errors per profile



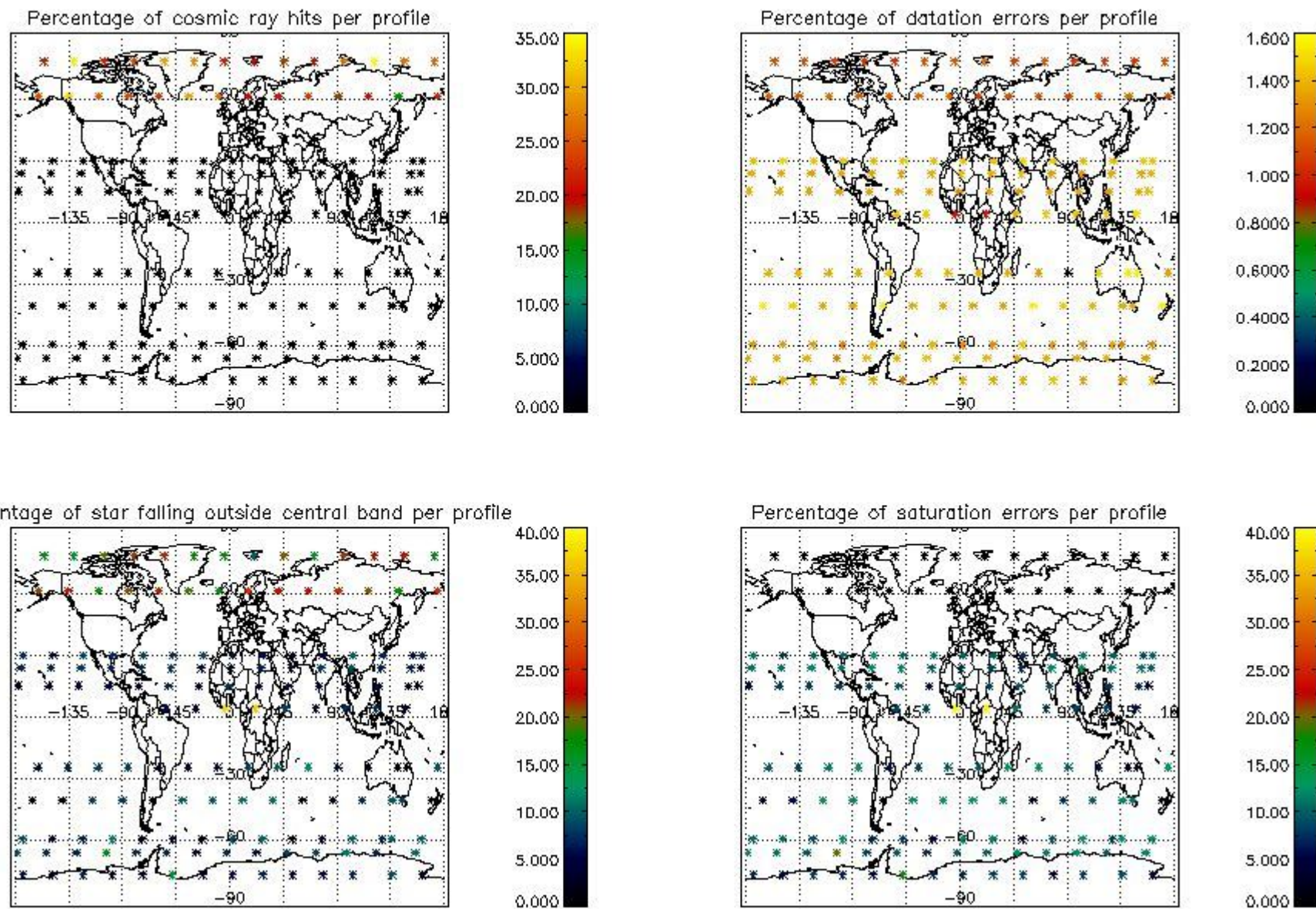
Percentage of star falling outside central band per profile



Percentage of saturation errors per profile



4.2.2 Plot level 1 quality information per product (world map): ENVISAT DESCENDING passes



5. Trace gas profiles

5.1 Ozone statistics based on quality of products

The final quality of the products can be "measured" using the STD (Standard Deviation) attached to every point profile. This information is written to the parameter GOM_NL__2P/NL_LOCAL_SPECIES_DENSITY/o3_std of the level 2 products. The table below shows the statistics for given STD ranges.

The statistics are given with respect to the overall valid production:

- Products without fatal errors: GOM_NL__2P/MPH/PRODUCT_ERR=0
- Valid point profile: GOM_NL__2P/NL_LOCAL_SPECIES_DENSITY/pcd(0)=0

The 'Criteria' is applied to valid points of dark limb products:

- Products in dark limb illumination condition: GOM_NL__2P/NL_SUMMARY_QUALITY/obs_ill_cond=0
- Products without fatal errors: GOM_NL__2P/MPH/PRODUCT_ERR=0
- Valid point profile: GOM_NL__2P/NL_LOCAL_SPECIES_DENSITY/pcd(0)=0

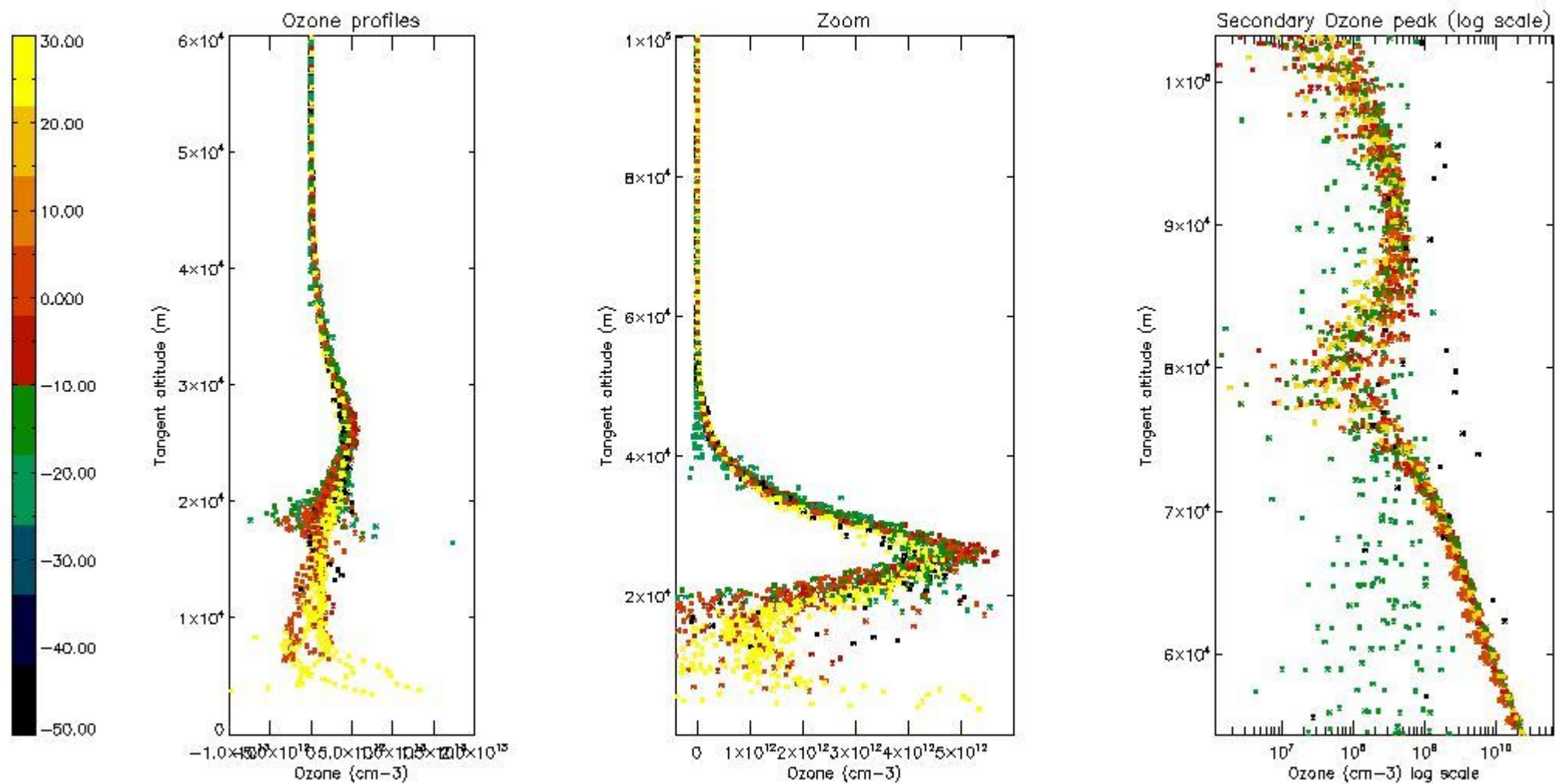
So, the table below shows the percentage of dark limb and valid observations for each criteria with respect to the overall valid daily observations.

Criteria	% of total production
All STD	27
STD < 20	15

STD < 10	12
STD < 5	7

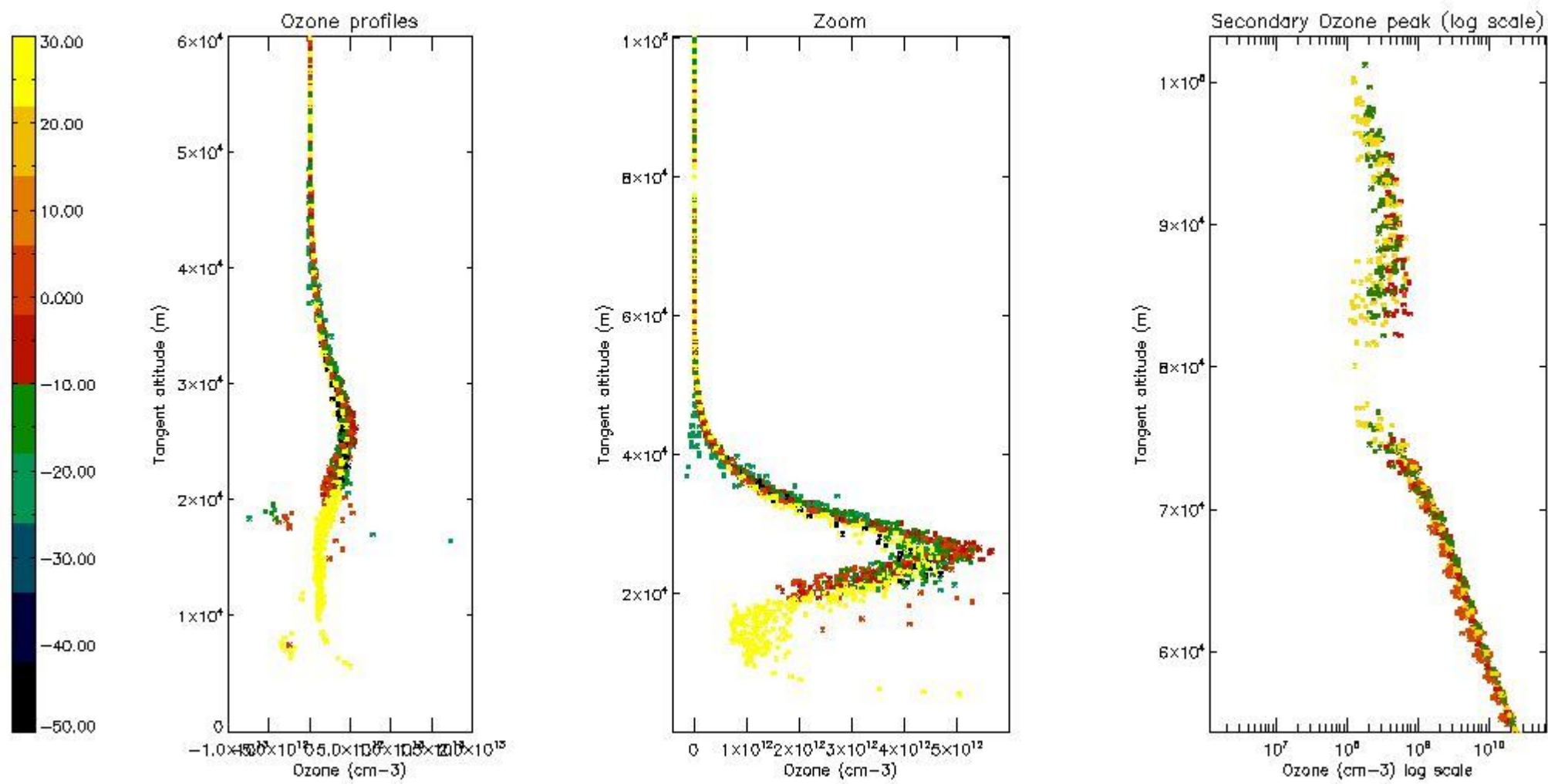
5.2 Plot ozone profiles for all STD (dark without errors)

The colorbar represents the latitude.



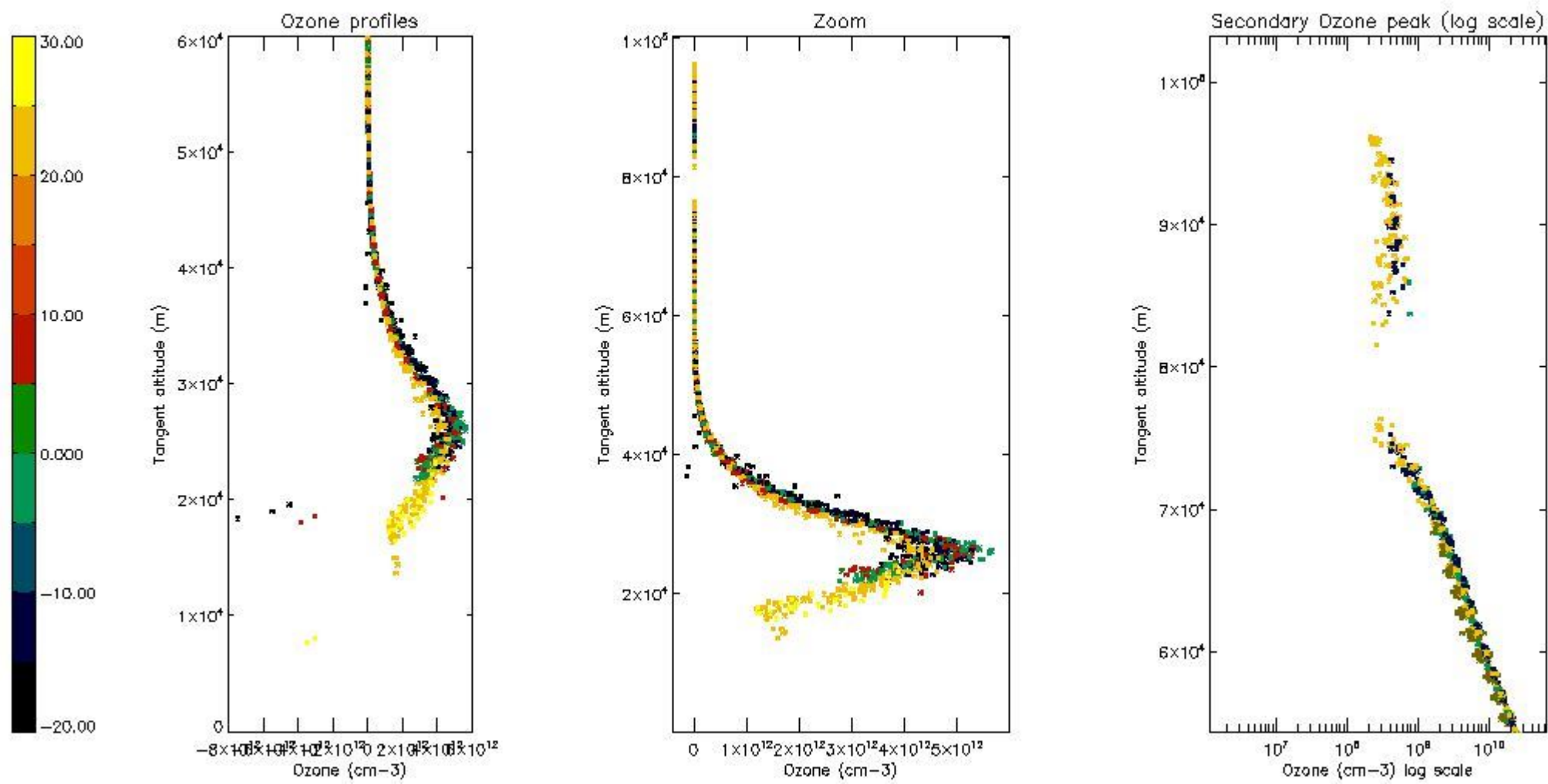
5.3 Plot ozone profiles where STD < 20% (dark without errors)

The colorbar represents the latitude.



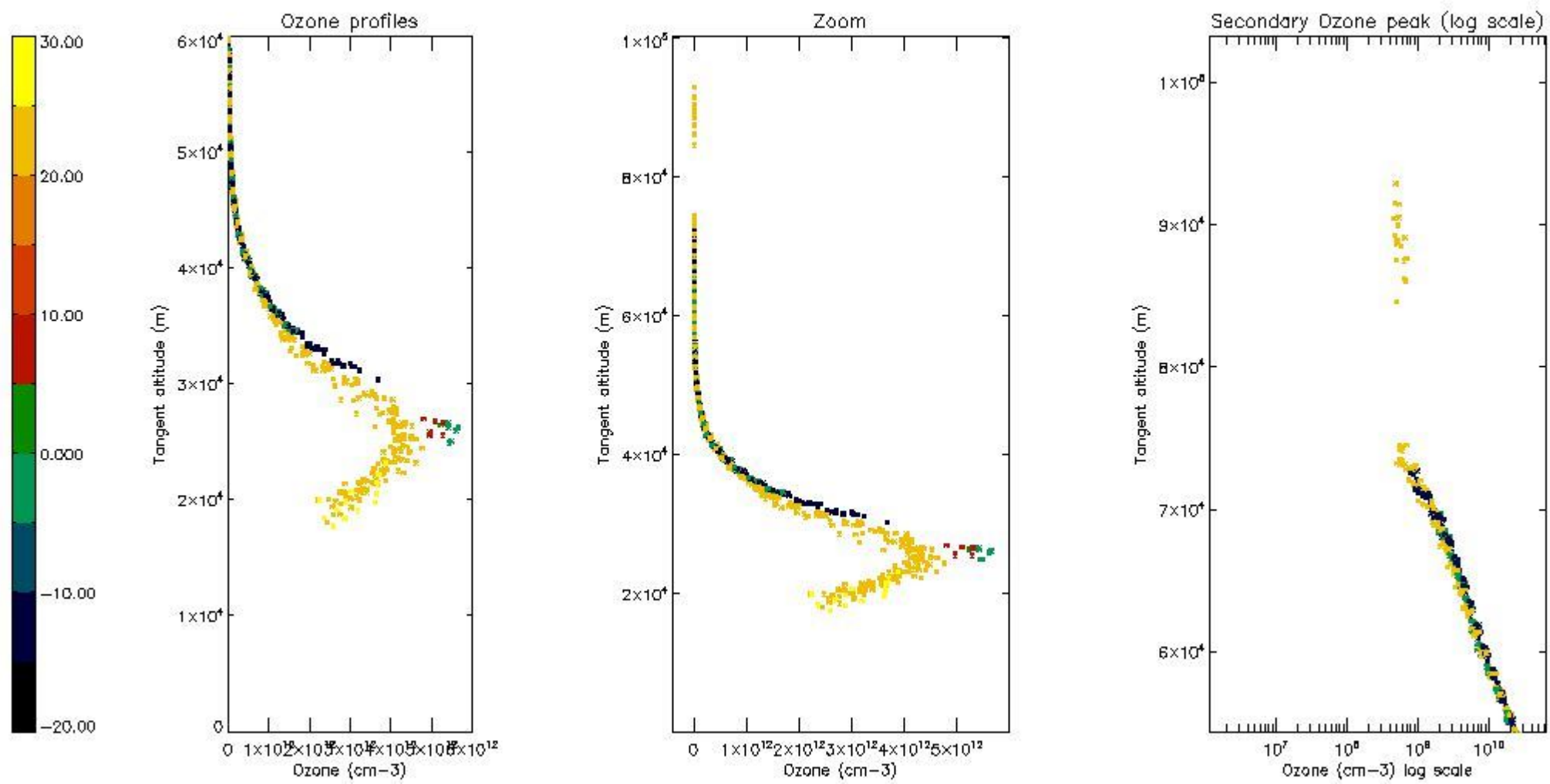
5.4 Plot ozone profiles where $STD < 10\%$ (dark without errors)

The colorbar represents the latitude.



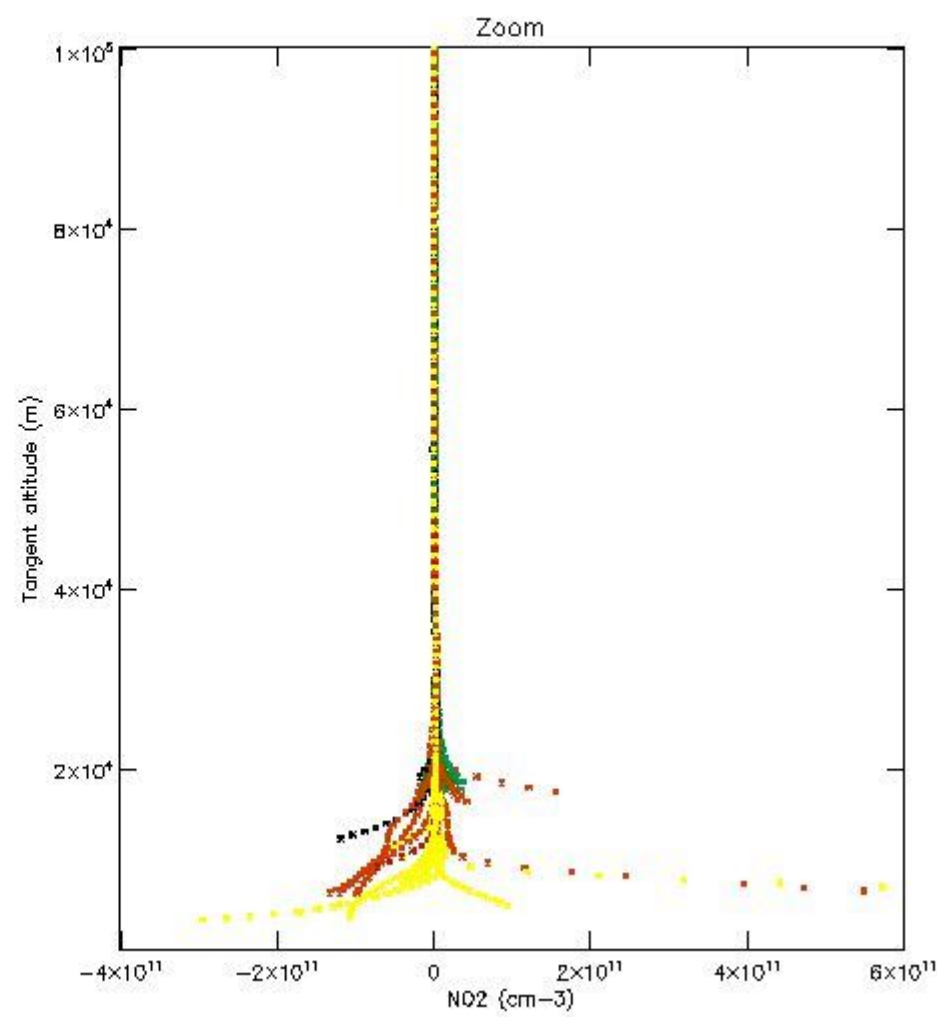
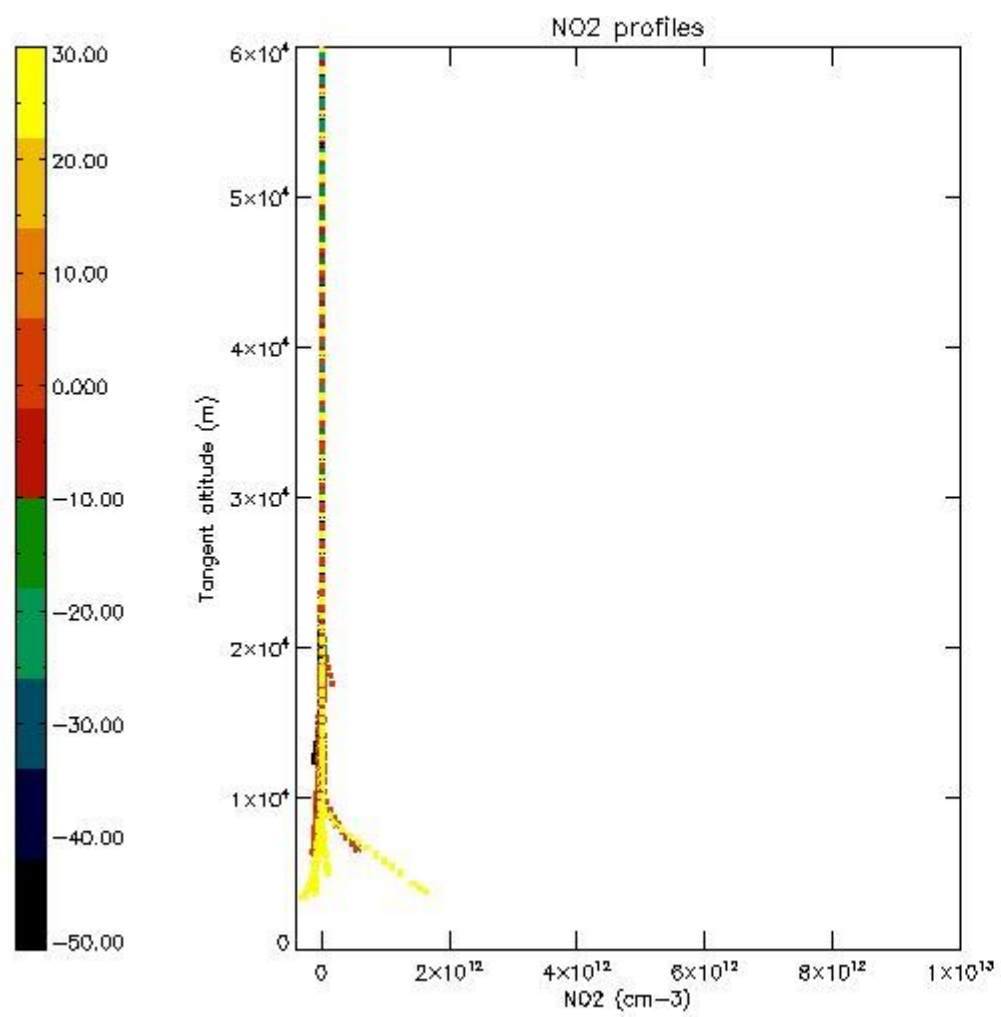
5.5 Plot ozone profiles where STD < 5% (dark without errors)

The colorbar represents the latitude.



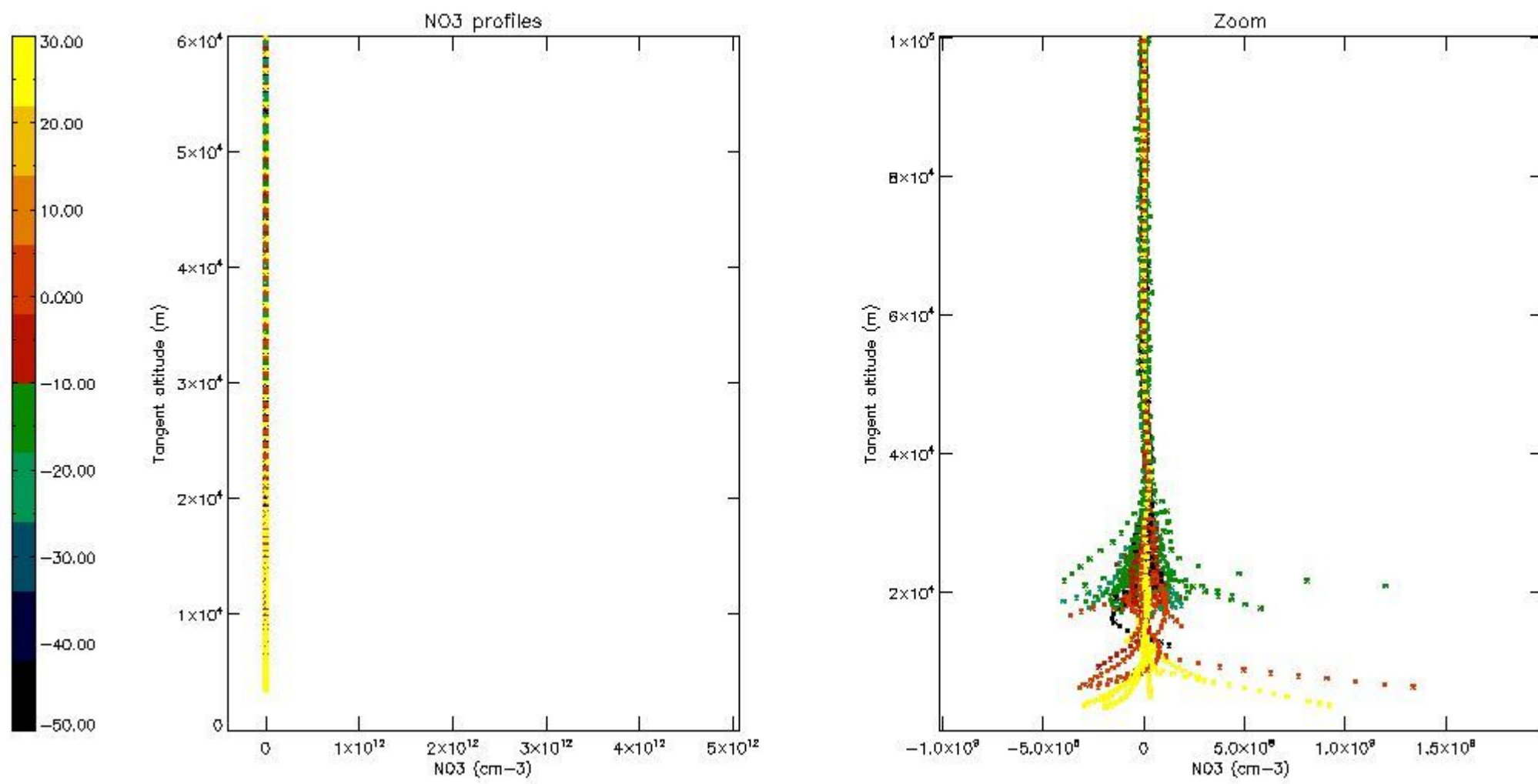
5.6 Plot NO₂ profiles for all STD (dark without errors)

The colorbar represents the latitude.



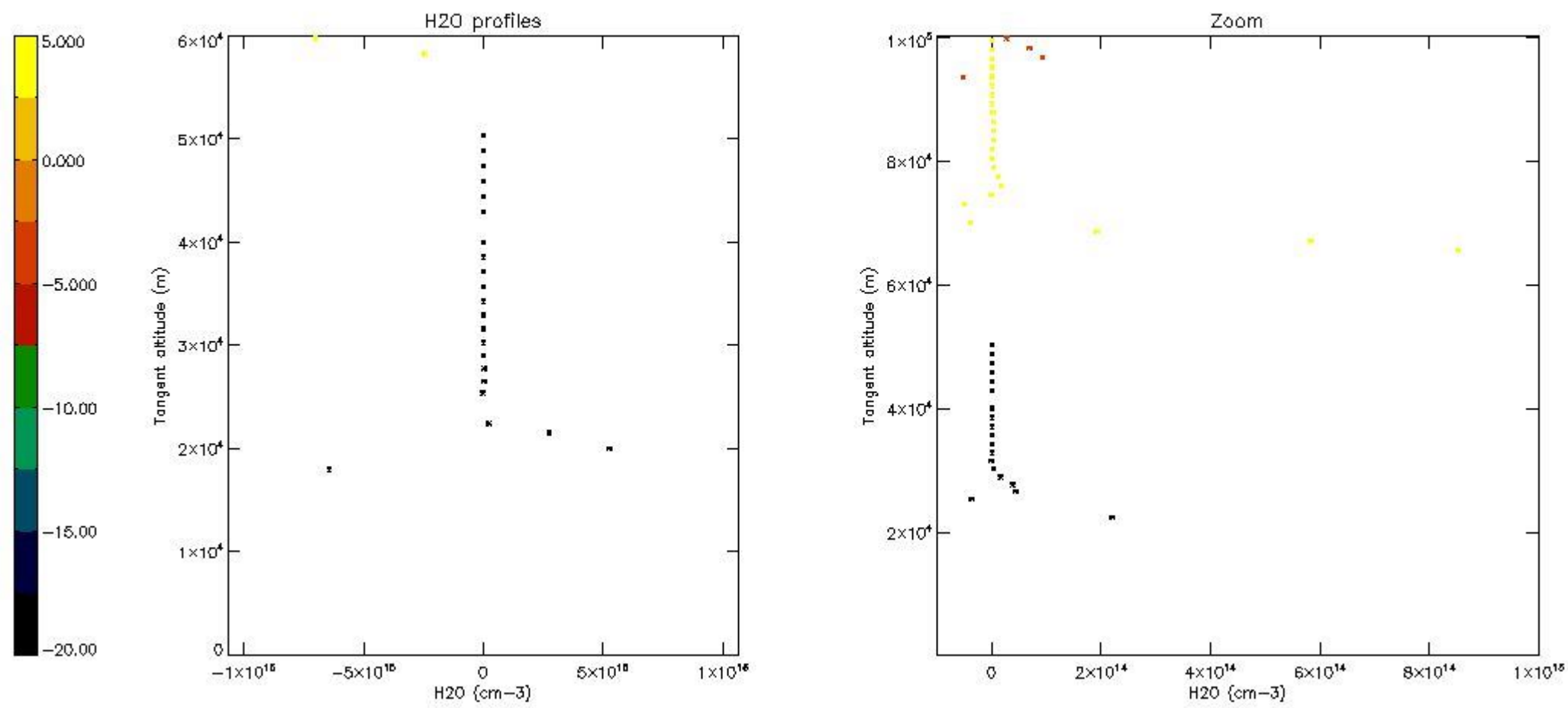
5.7 Plot NO3 profiles for all STD (dark without errors)

The colorbar represents the latitude.



5.8 Plot H2O profiles for all STD (only for occultations of stars 1,2,3,4,13,14,16,26,63 dark without errors)

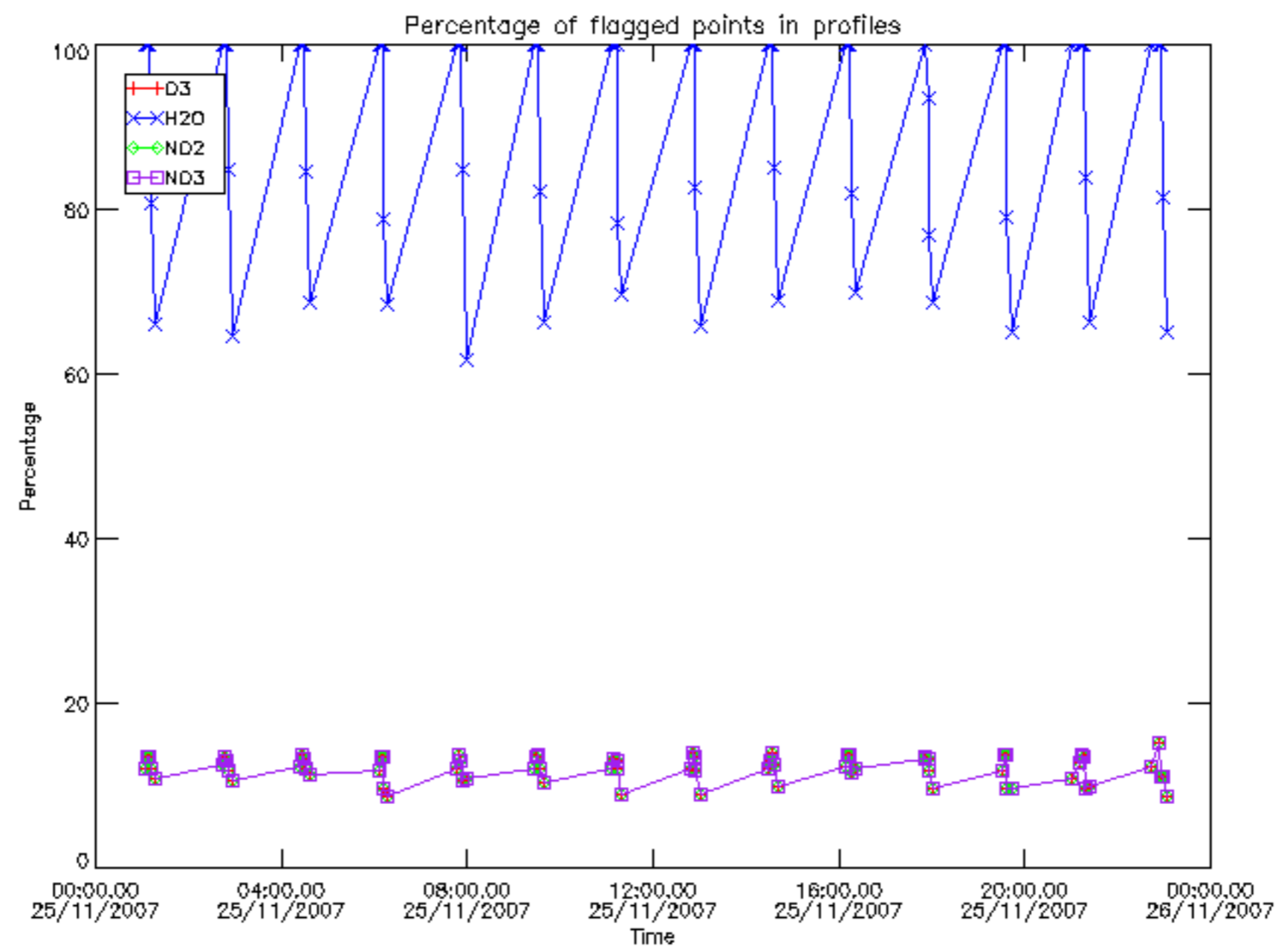
The colorbar represents the latitude.



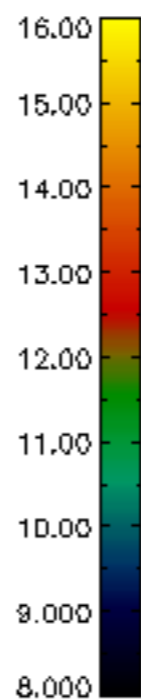
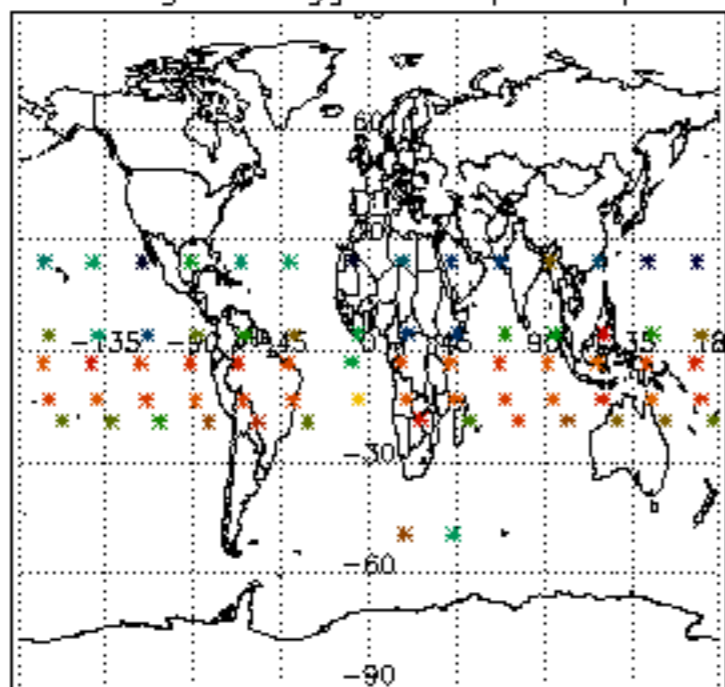
6. Auxiliary Data Files used for the production reported in section 2

The number reported in the third column indicates since which file (see list in section 2) the corresponding auxiliary file has been used. The fourth column is the date of those product files.

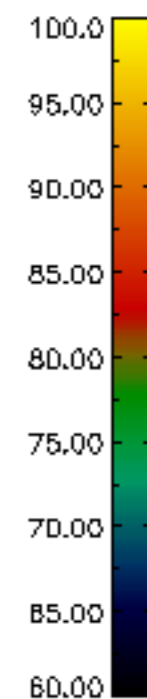
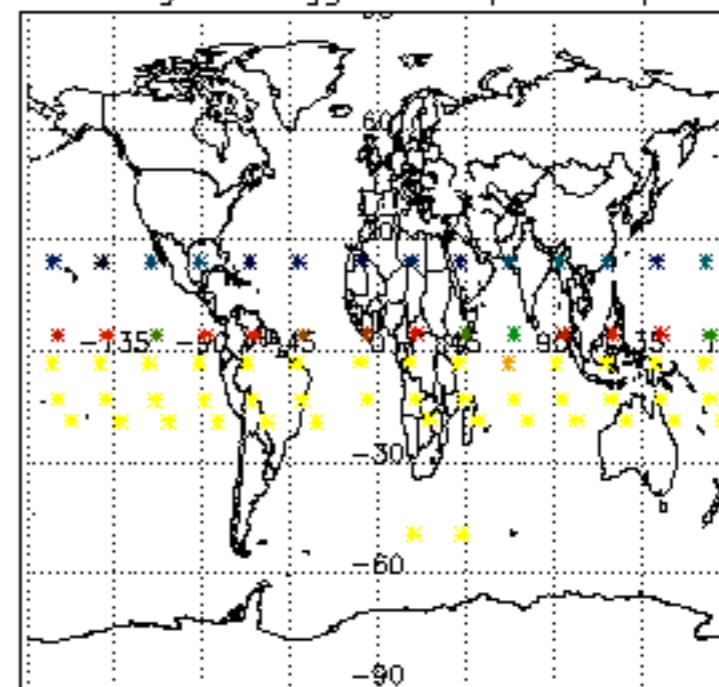
Type	Auxiliary Filename	Used since product	Used since product date
INST_PHYS_CHARACTERISTICS	GOM_INS_AXVIEC20091111_143220_20030716_120000_20500101_000000	1	25-NOV-2007 00:04:38
LEVEL-2_PROC_CONFIG	GOM_PR2_AXVIEC20091111_152718_20020301_000000_20500101_000000	1	25-NOV-2007 00:04:38
CROSS_SECTIONS_FILE	GOM_CRS_AXVIEC20091111_154832_20020301_000000_20500101_000000	1	25-NOV-2007 00:04:38



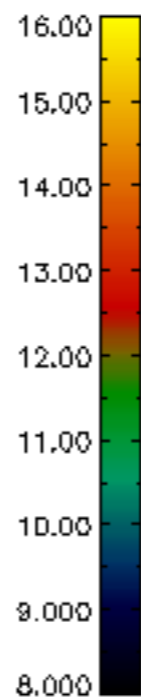
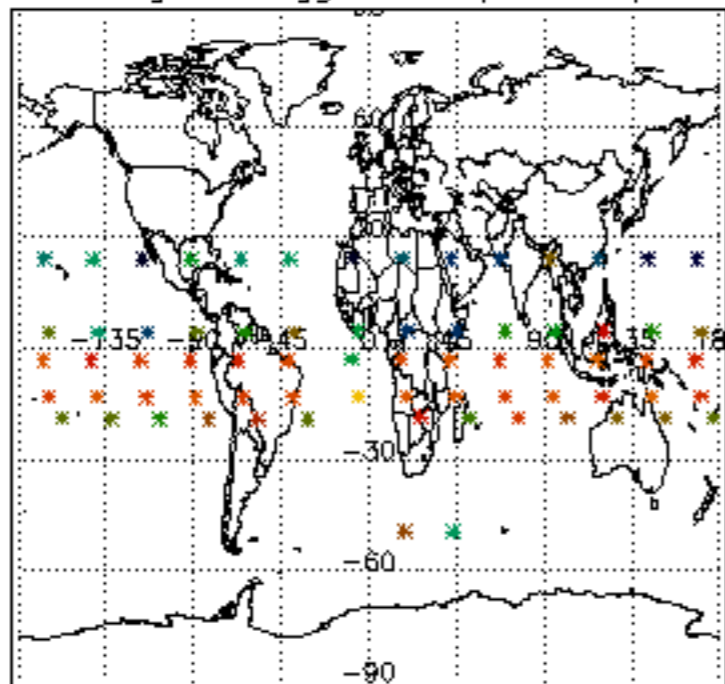
Percentage of flagged data per D3 profile



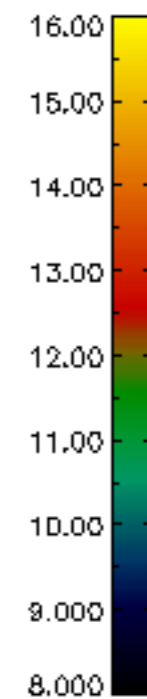
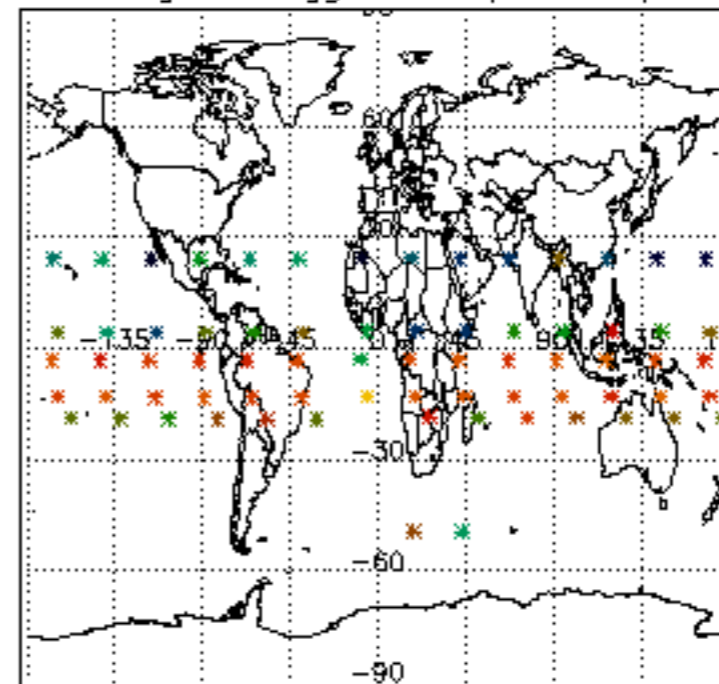
Percentage of flagged data per H2O profile

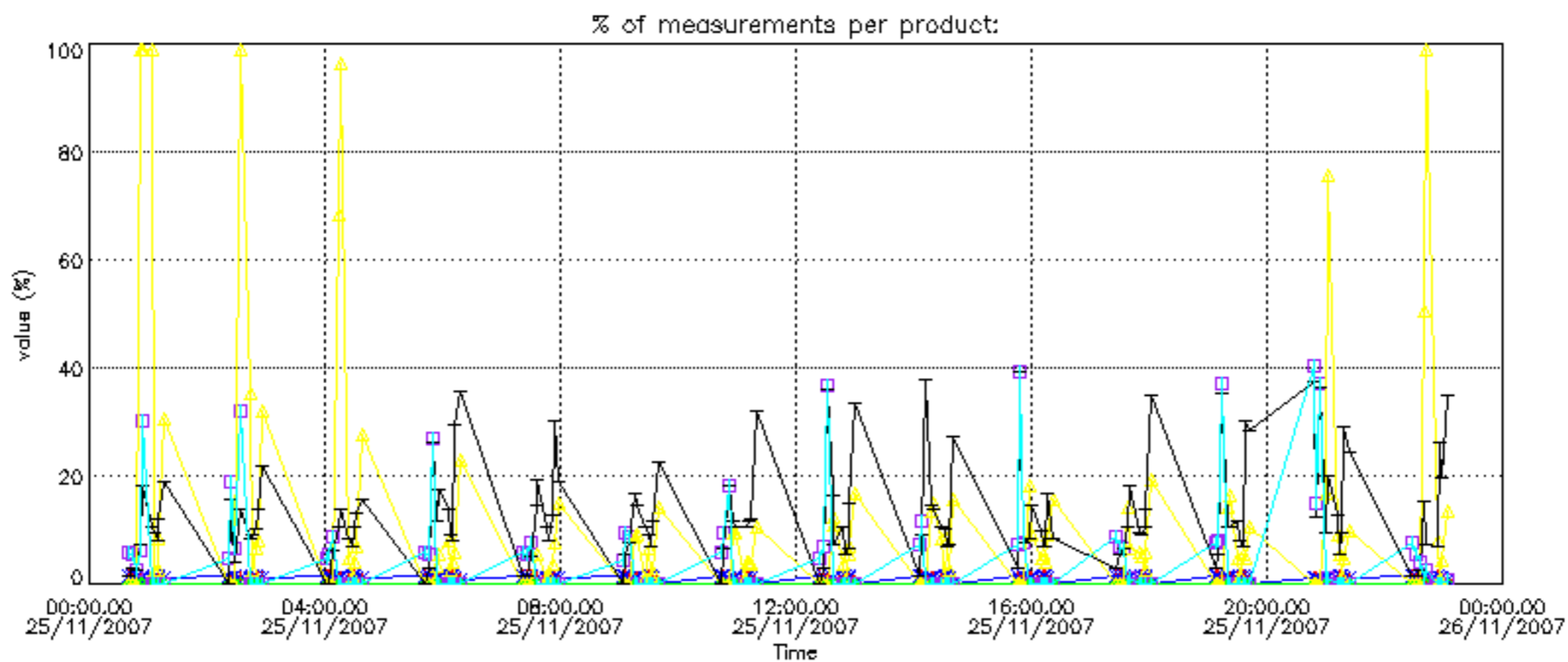


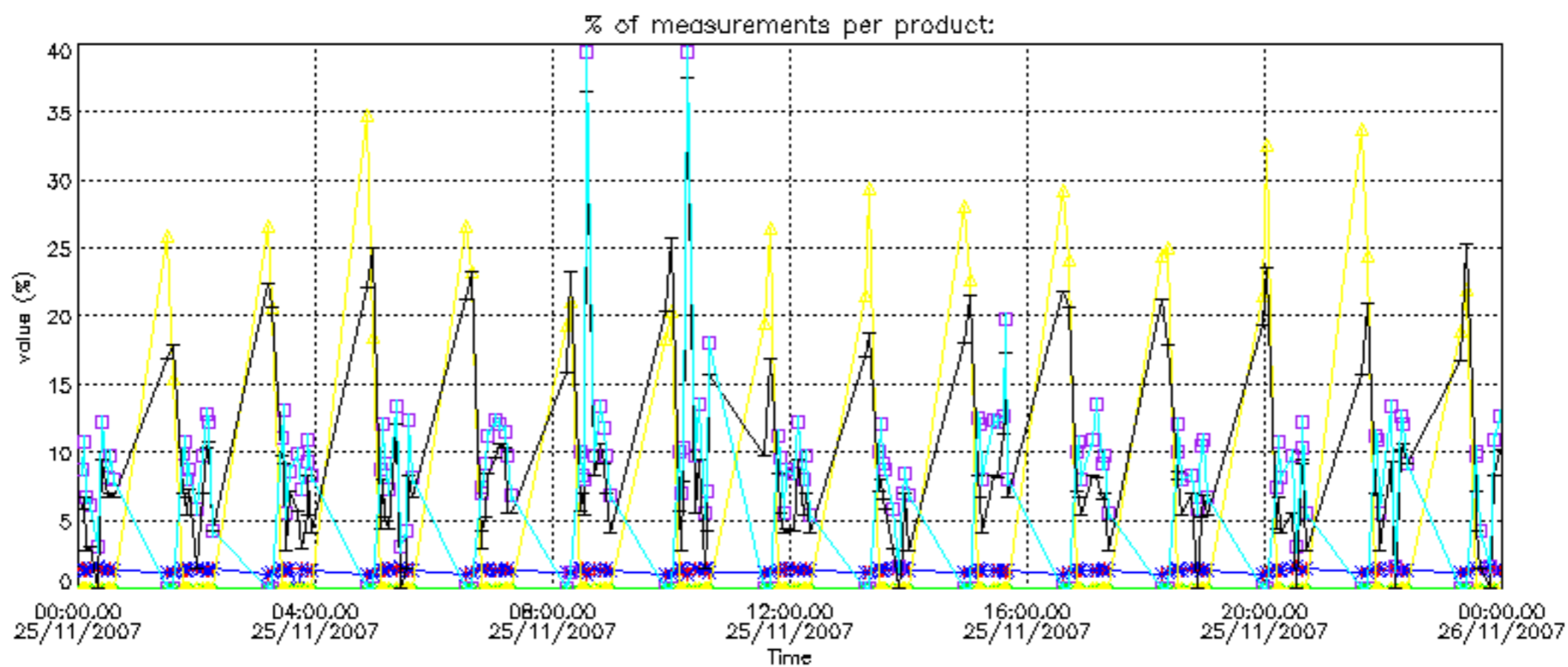
Percentage of flagged data per NO2 profile



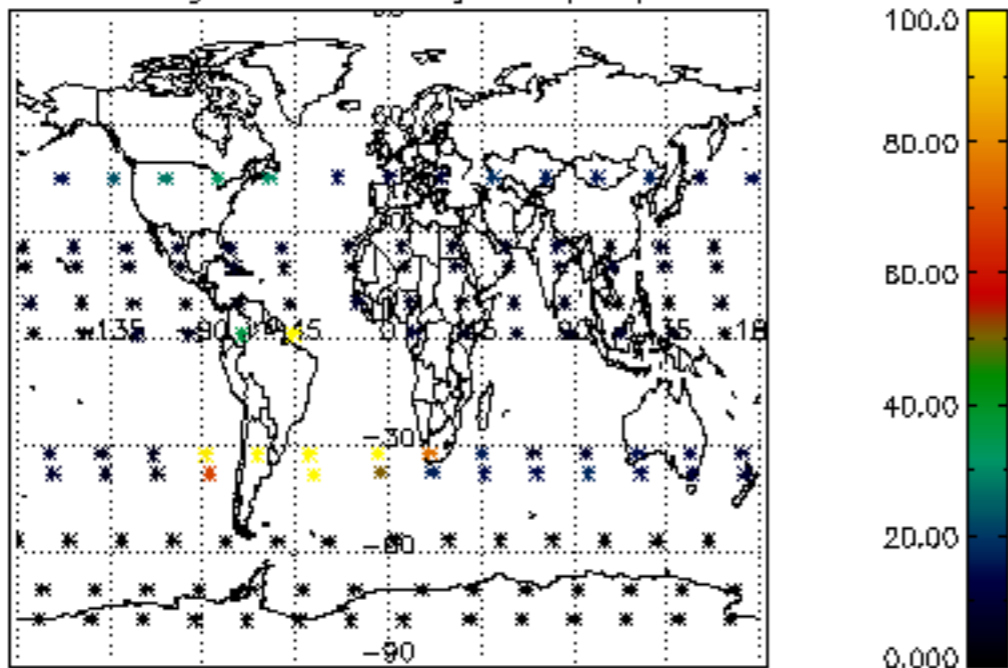
Percentage of flagged data per NO3 profile



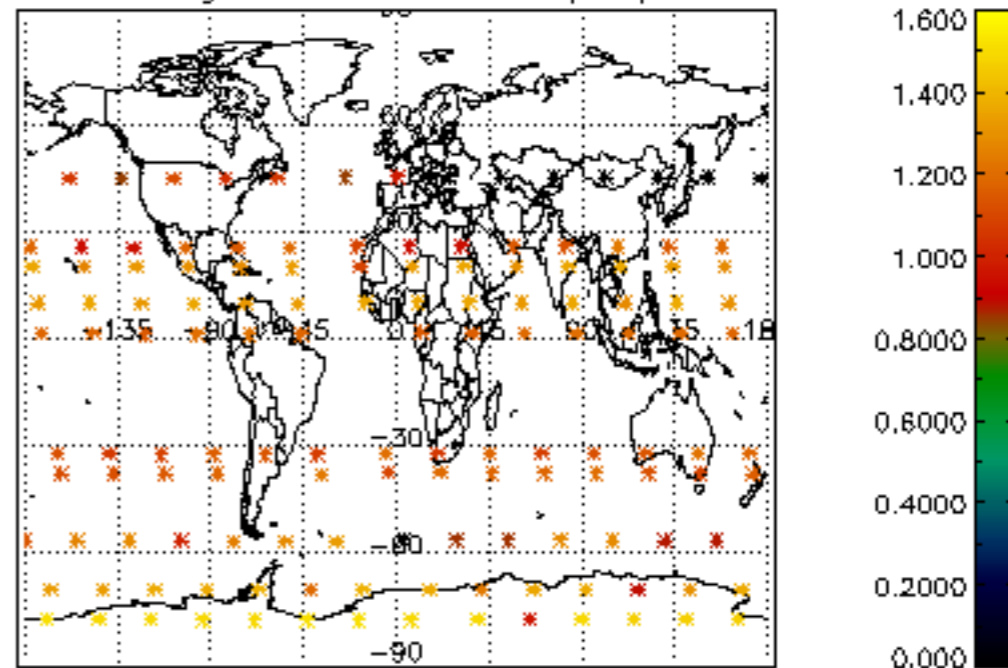




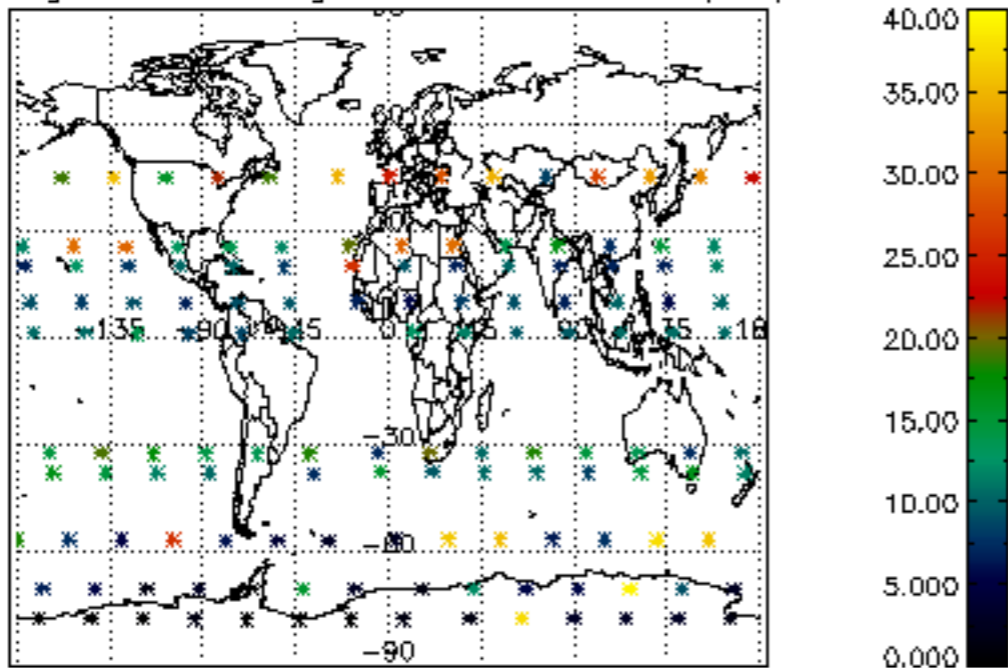
Percentage of cosmic ray hits per profile



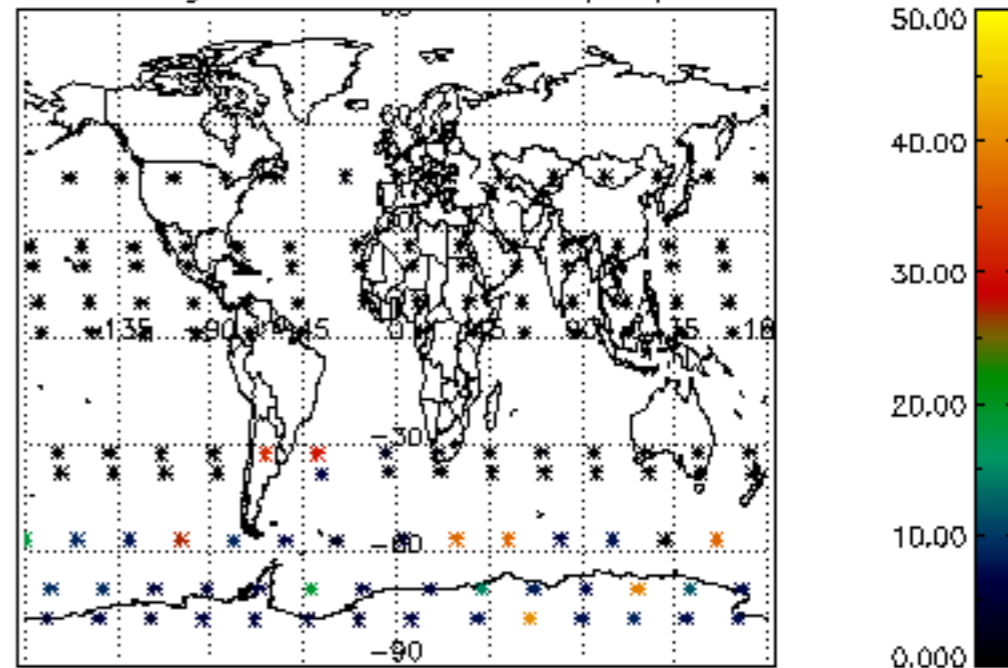
Percentage of datation errors per profile



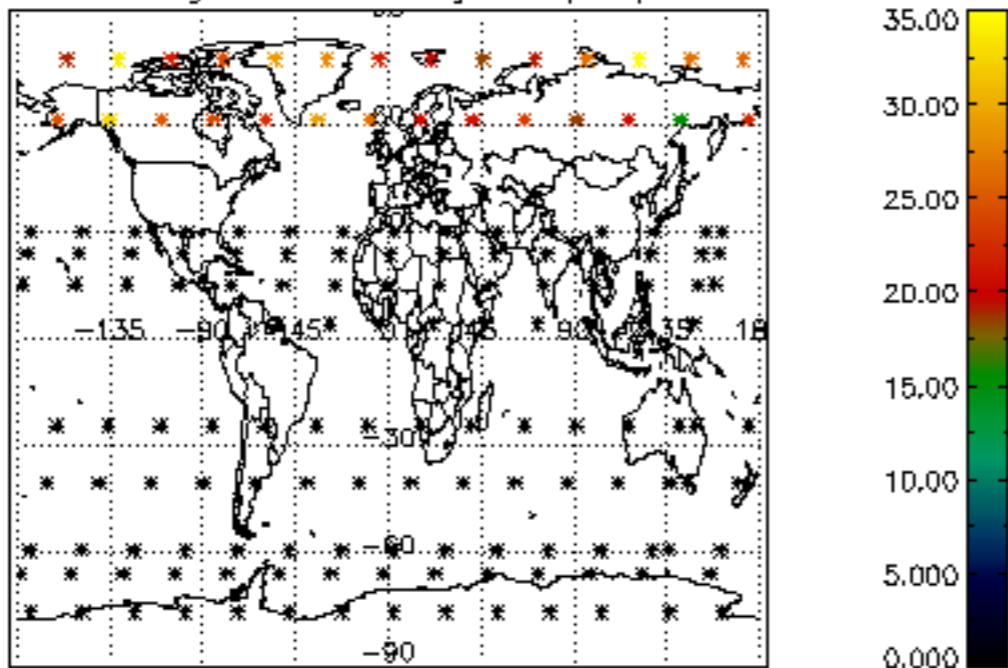
Percentage of star falling outside central band per profile



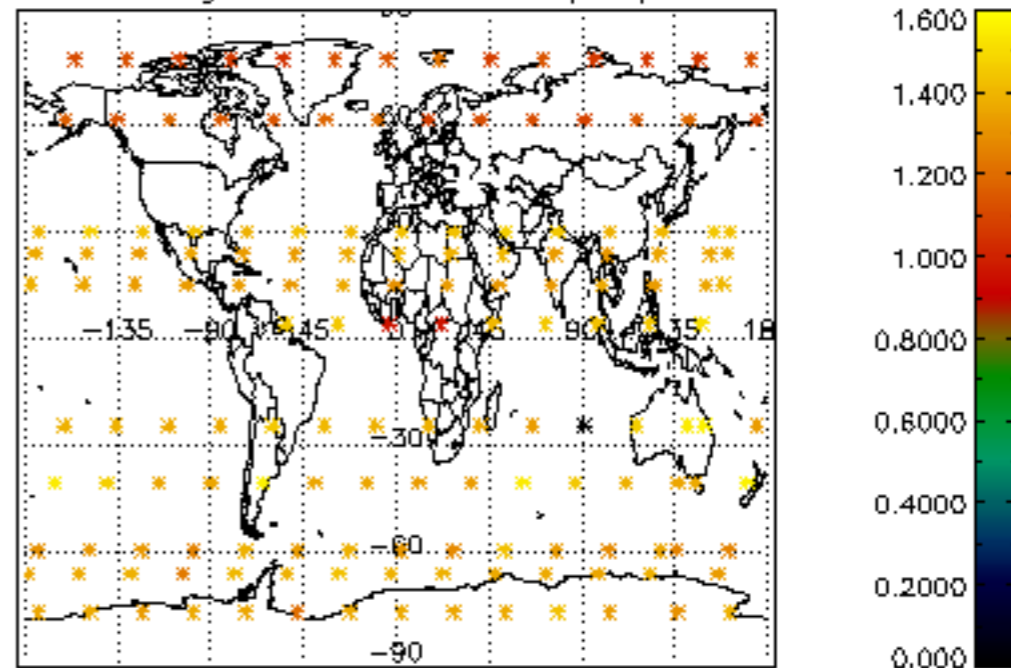
Percentage of saturation errors per profile



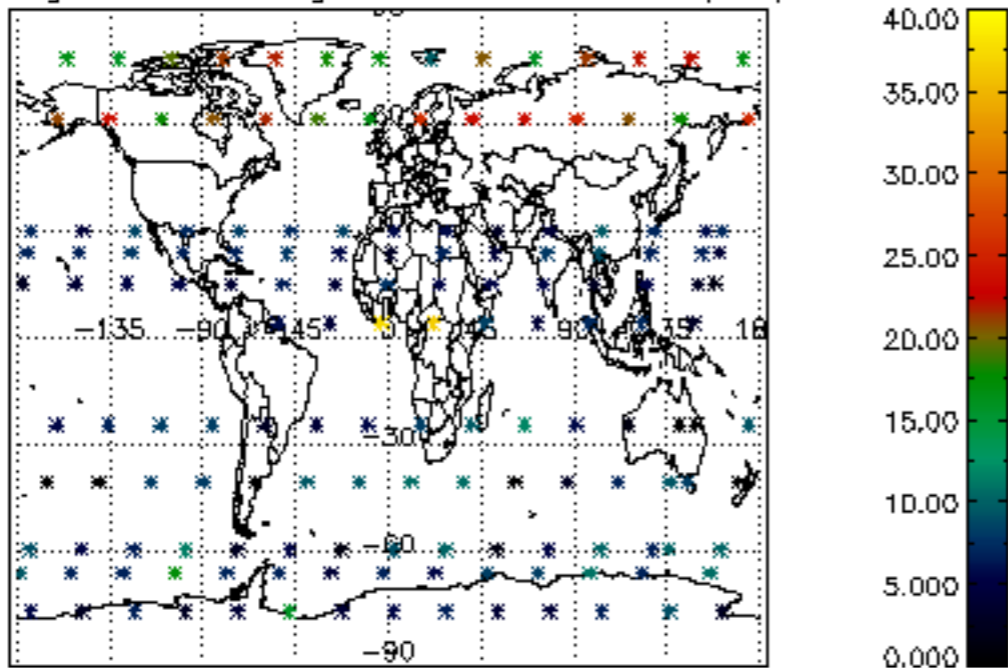
Percentage of cosmic ray hits per profile



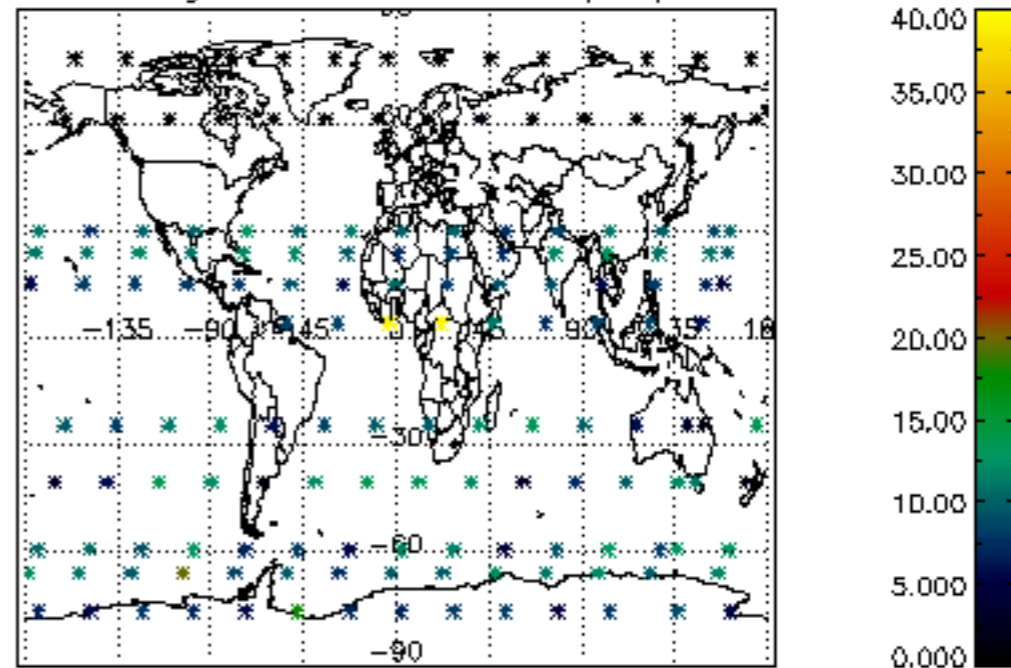
Percentage of datation errors per profile

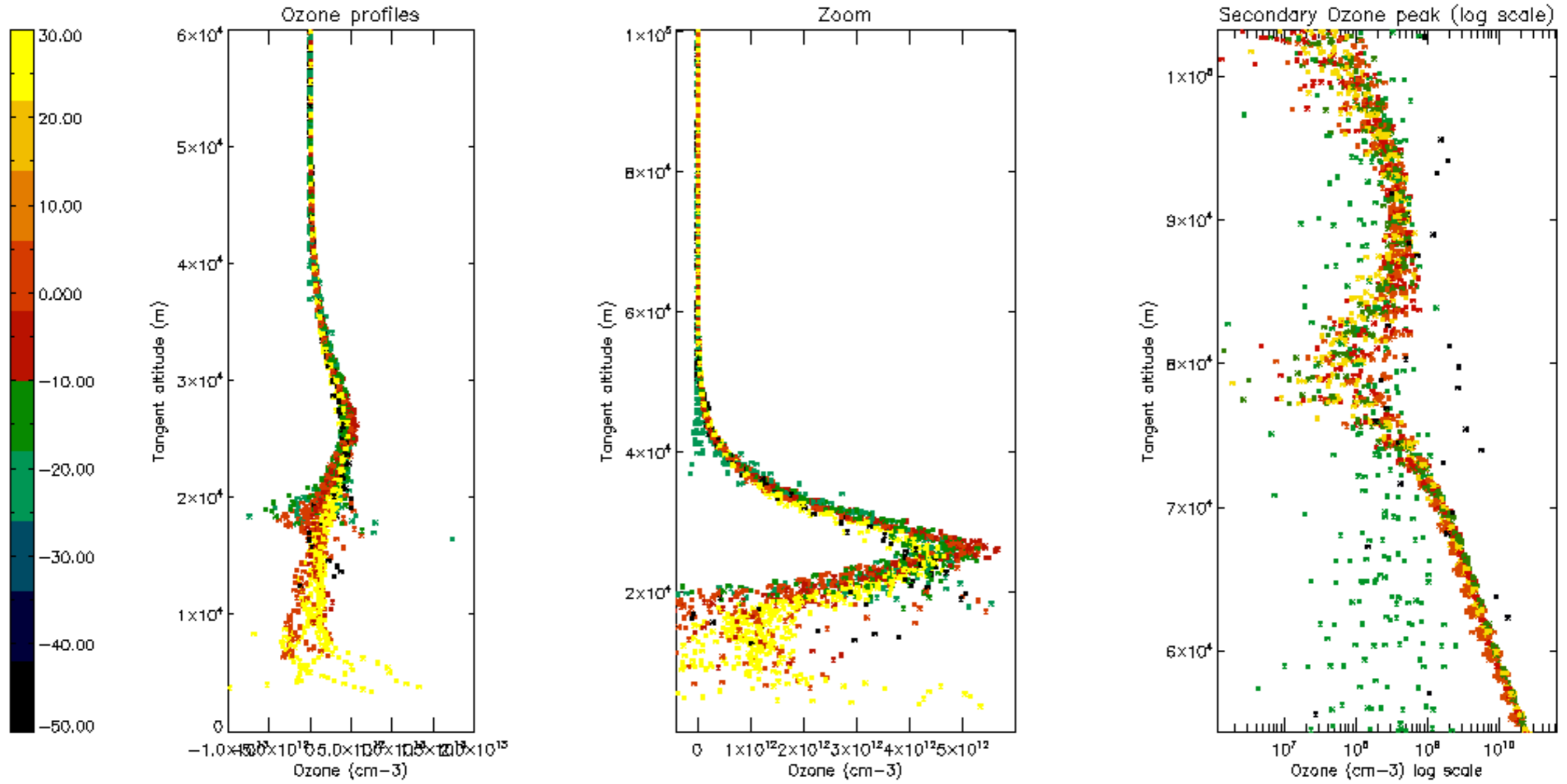


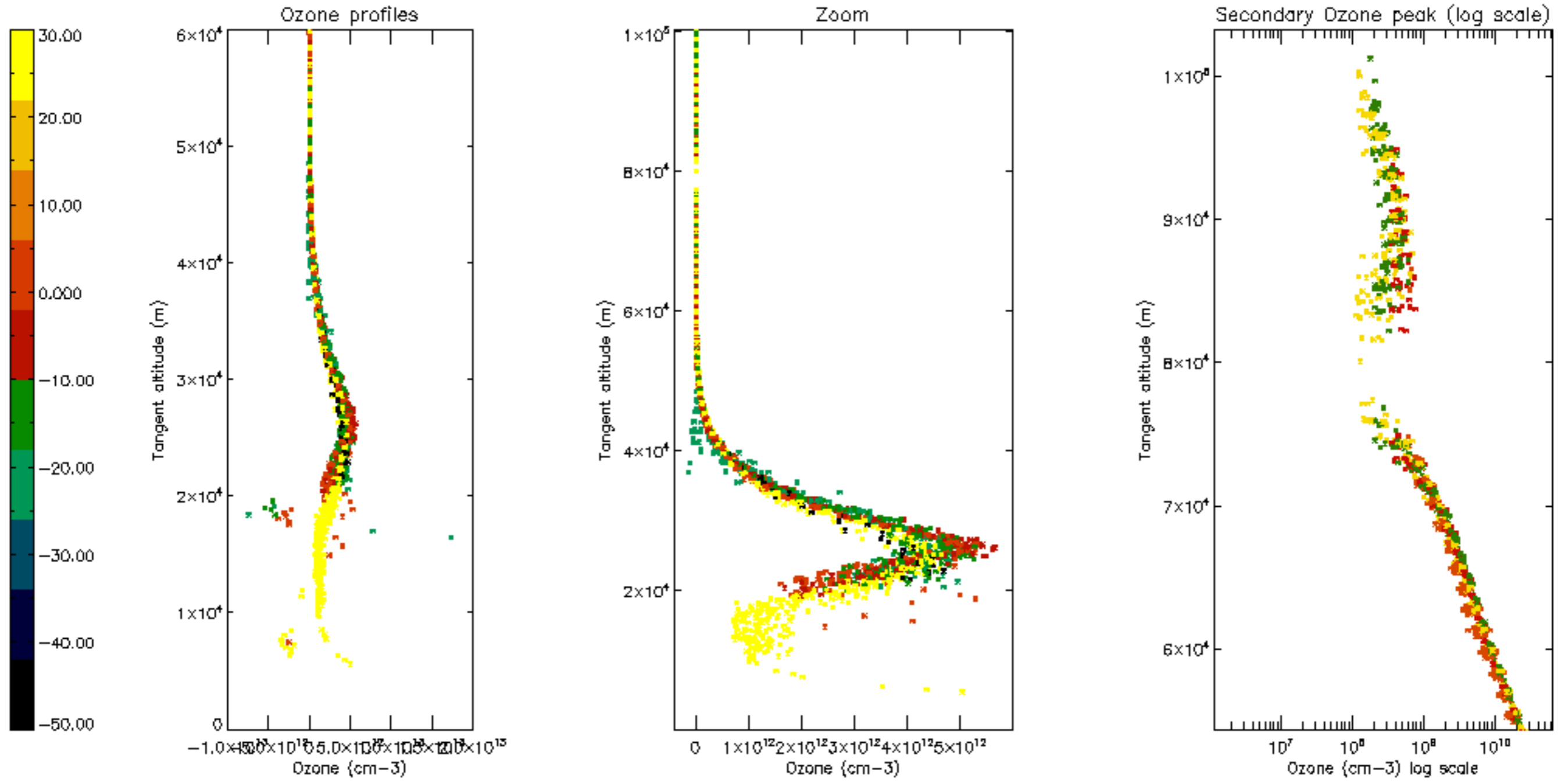
Percentage of star falling outside central band per profile

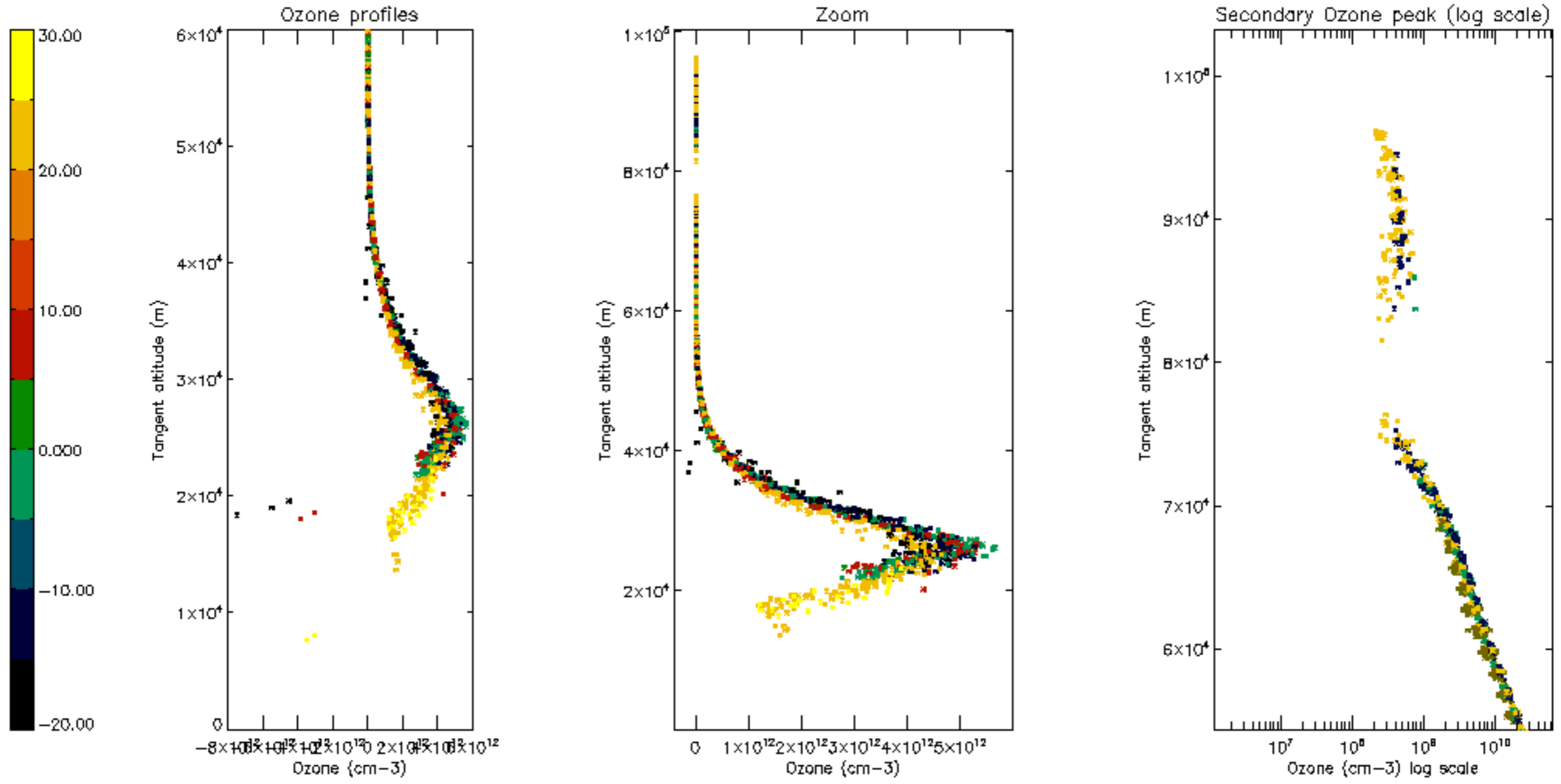


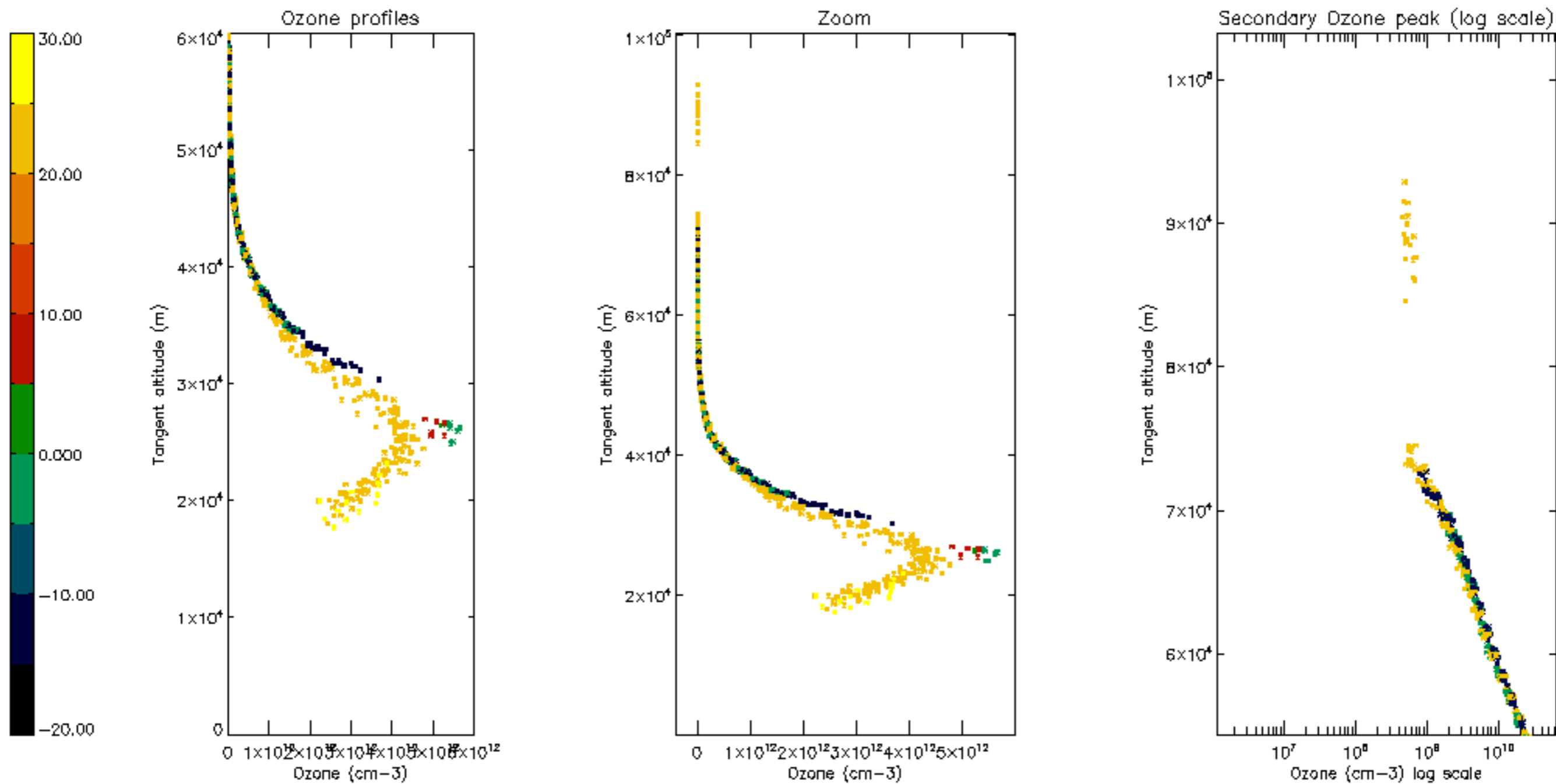
Percentage of saturation errors per profile

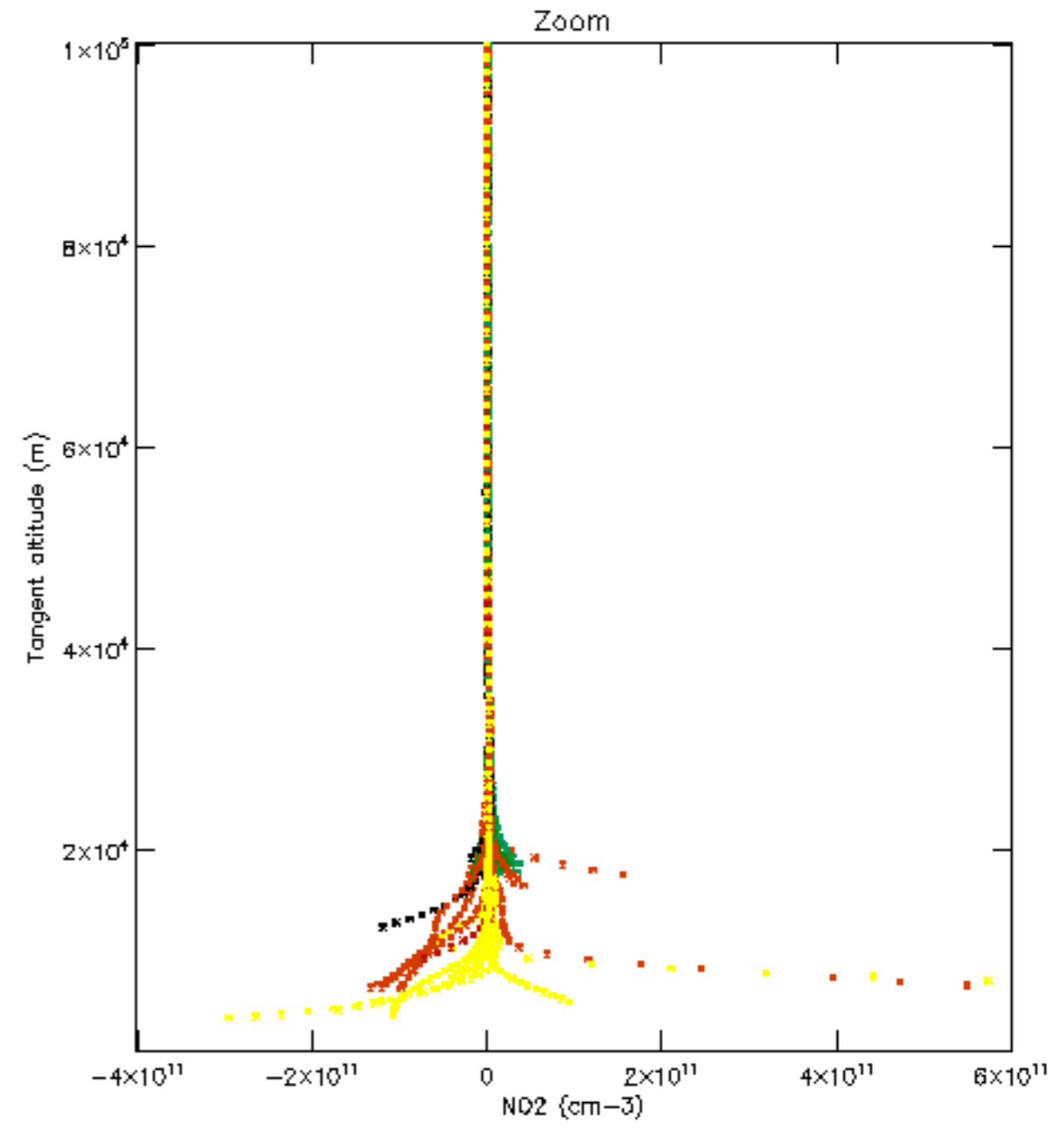
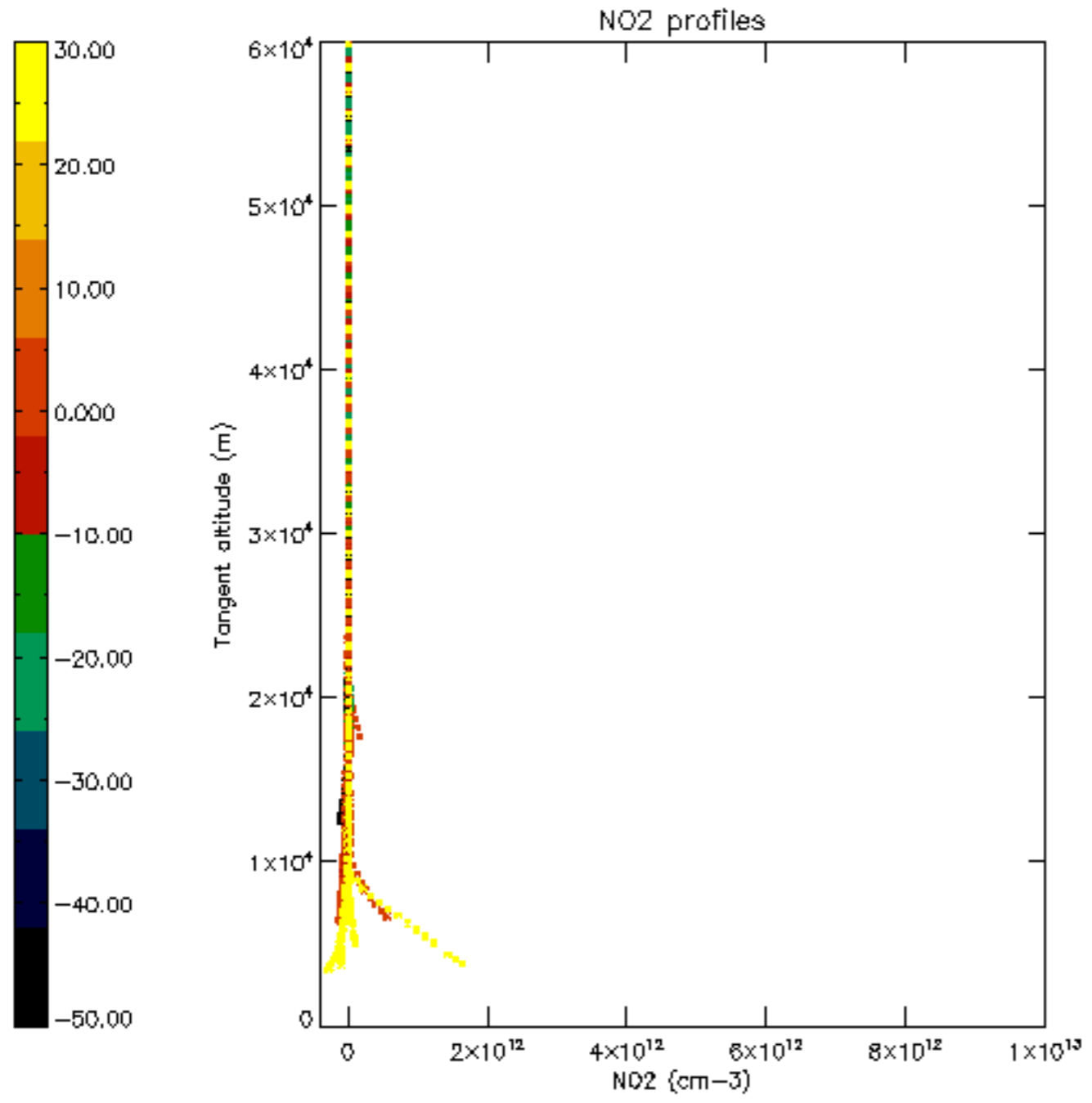


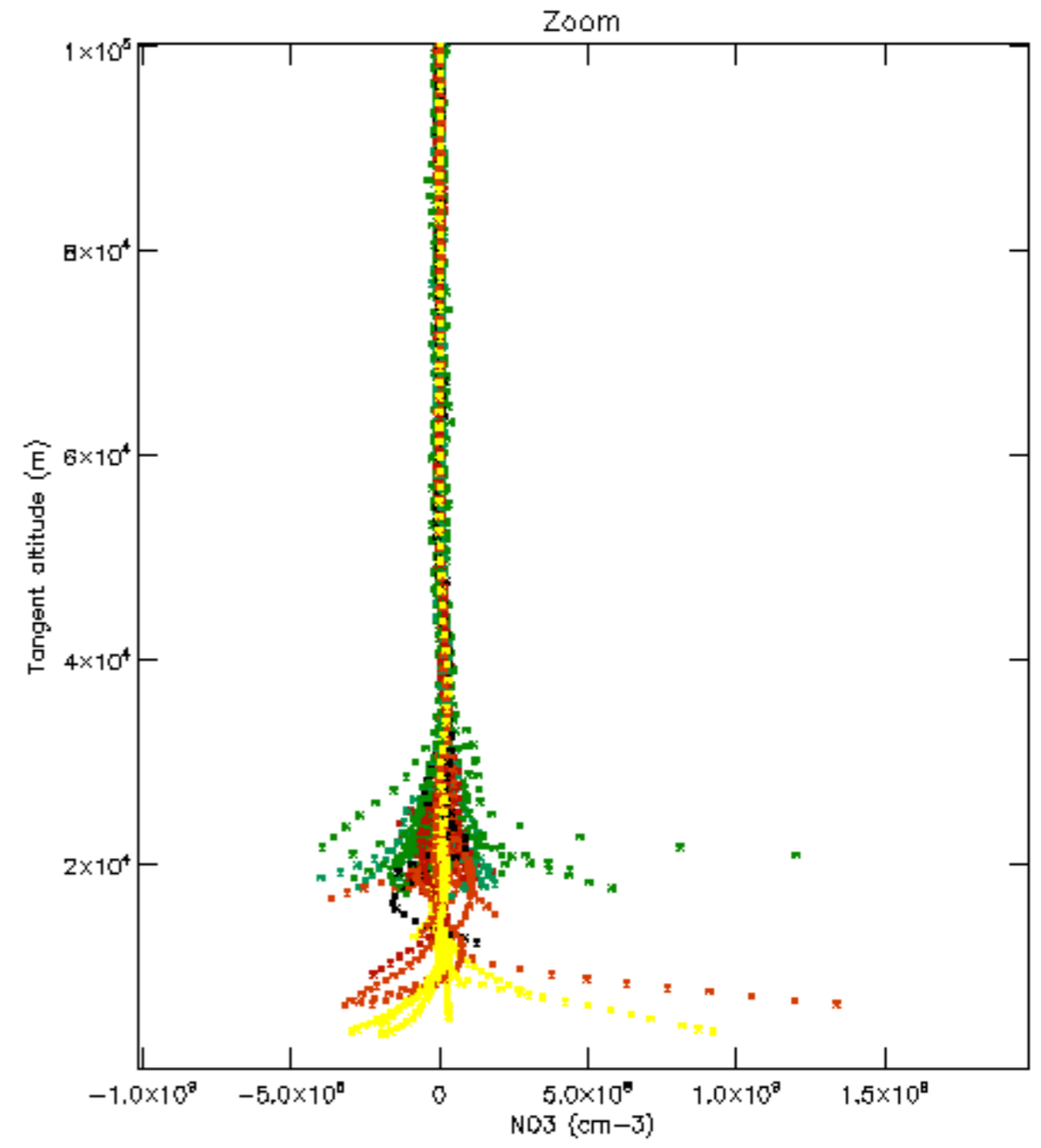
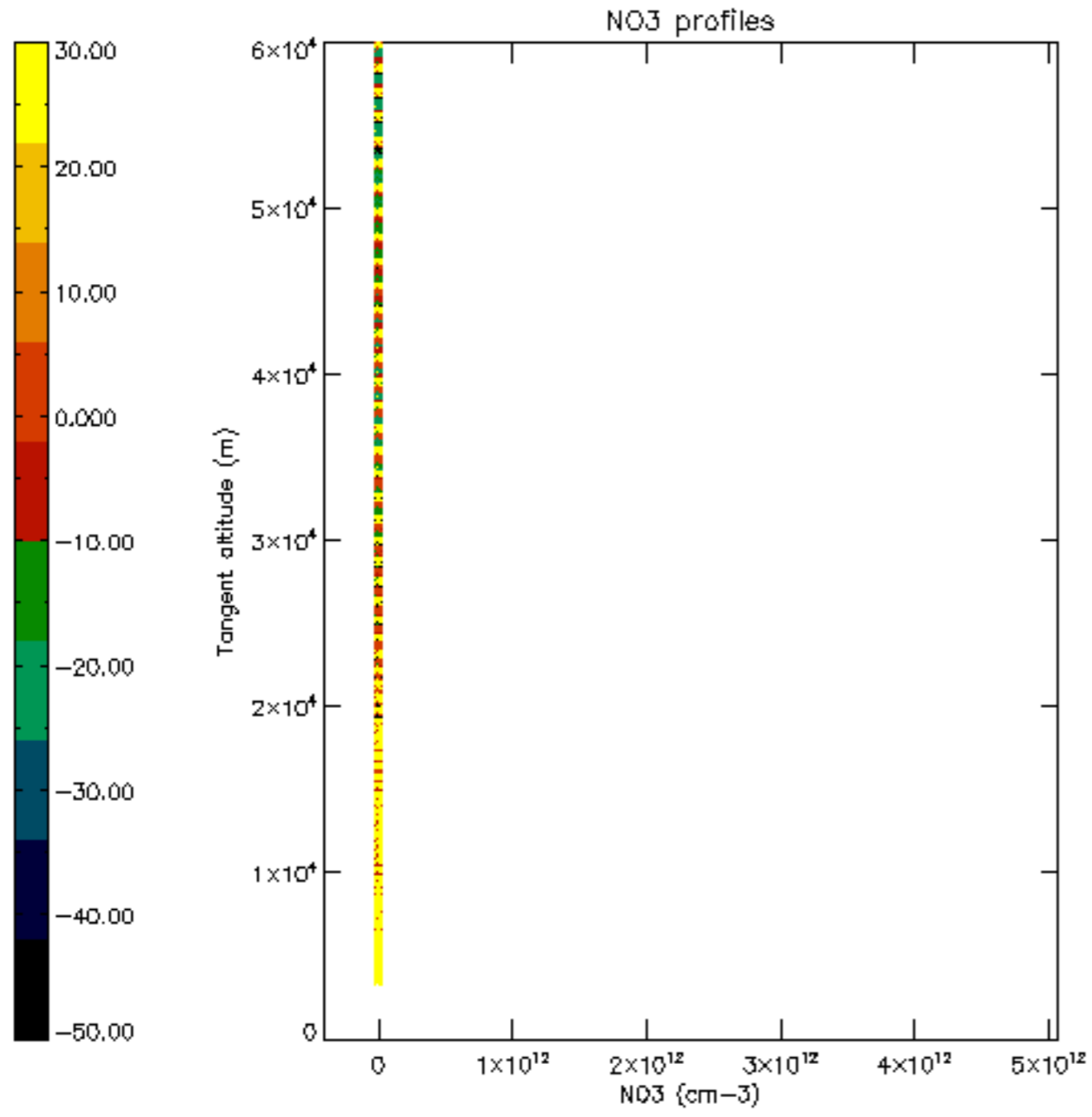


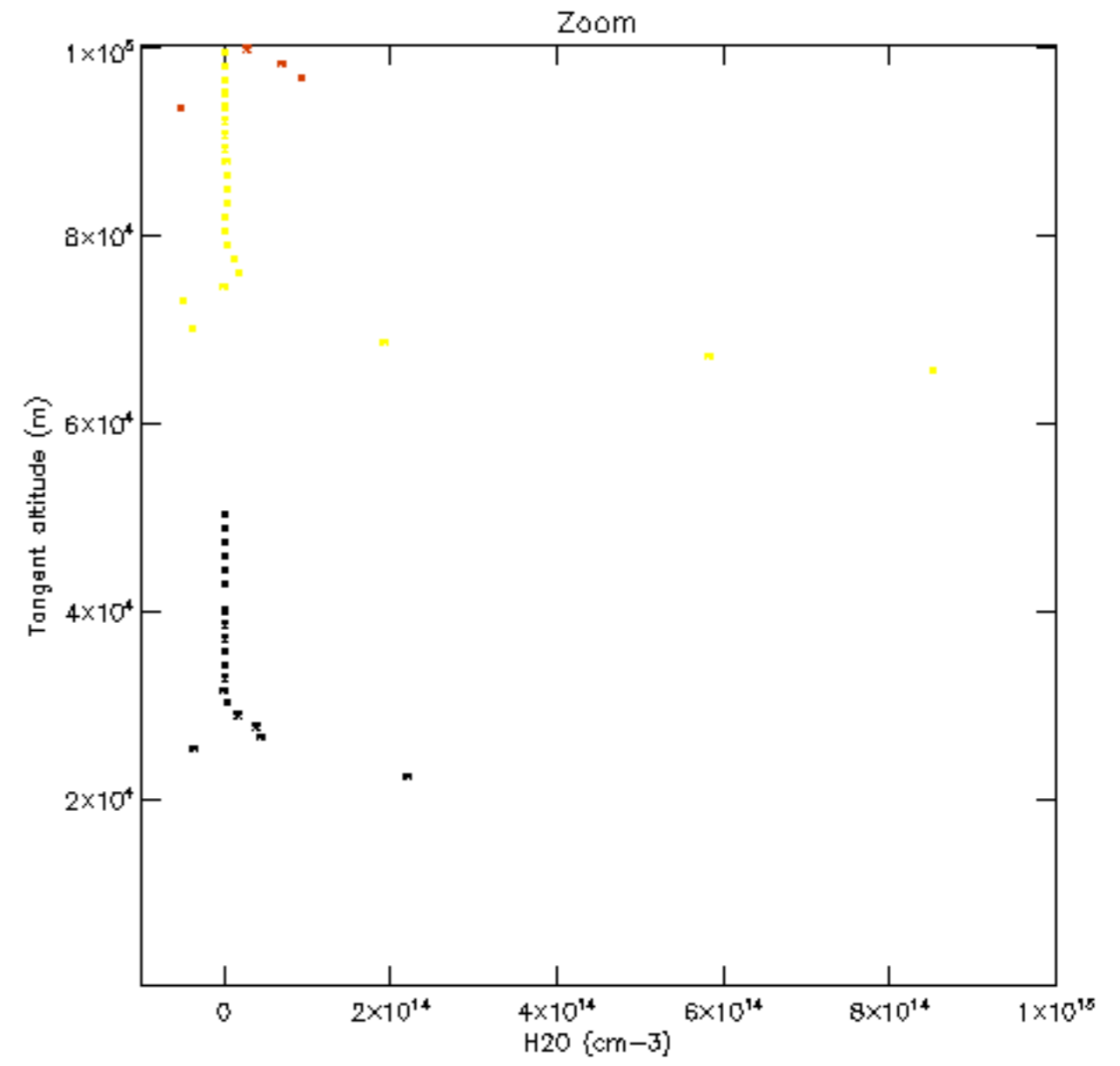
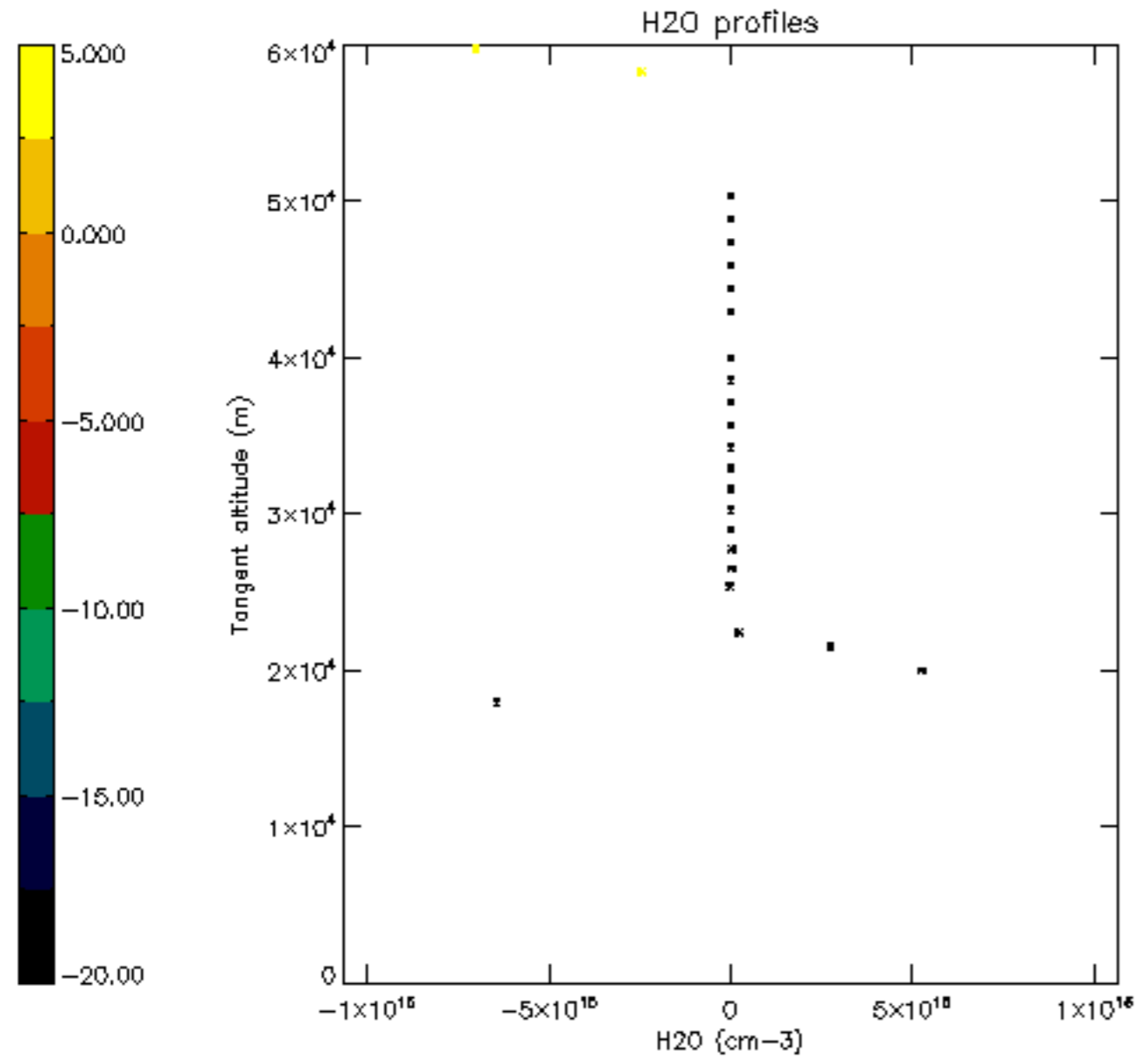


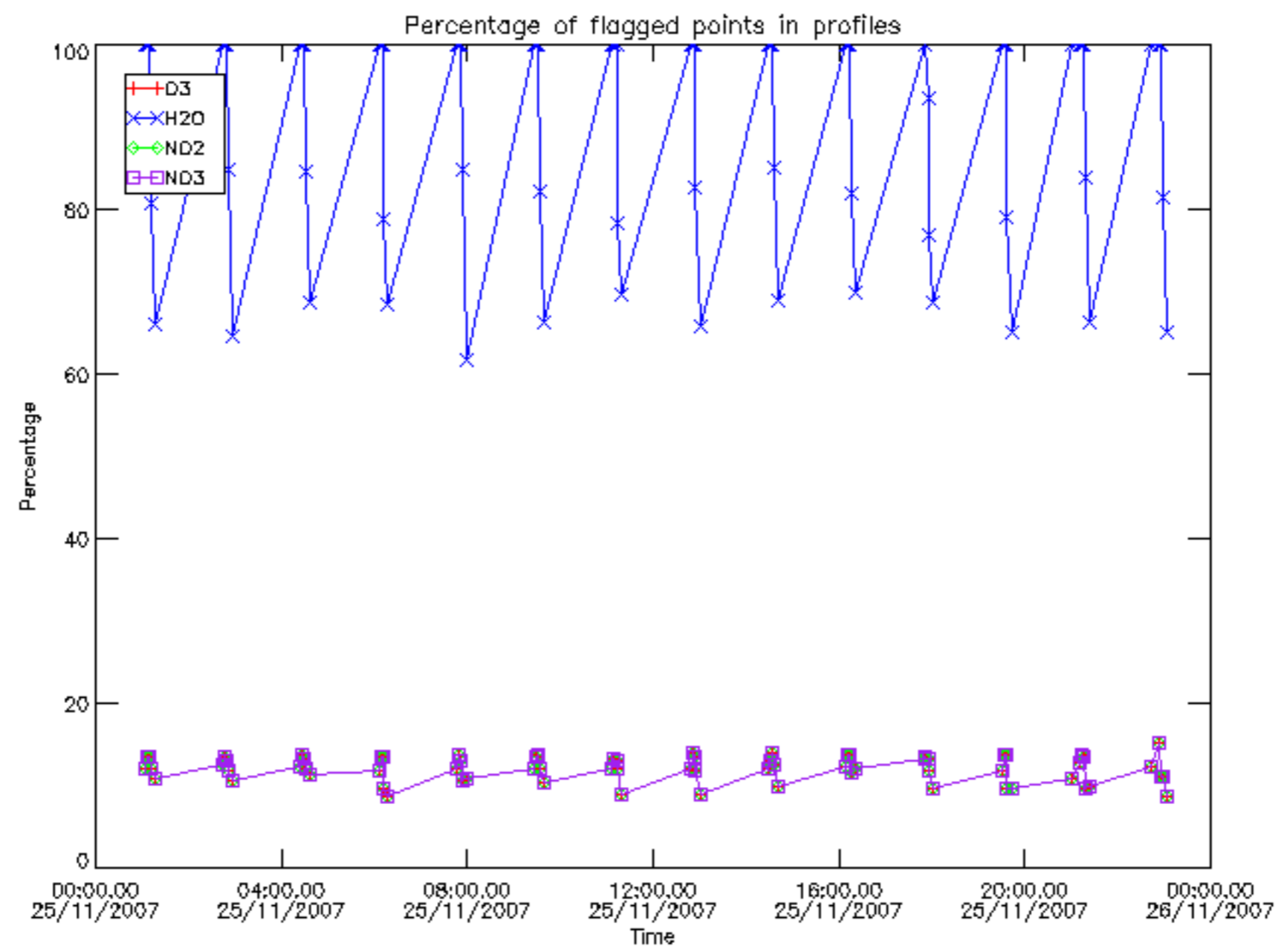




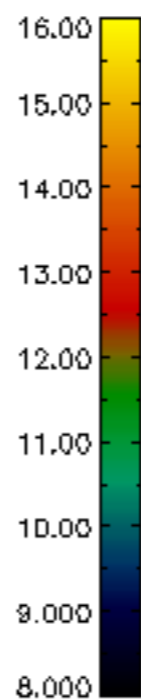
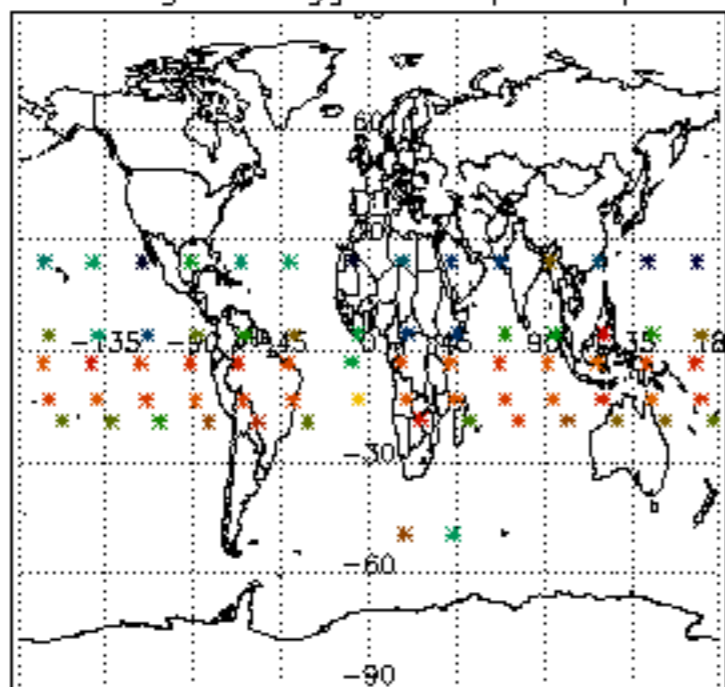




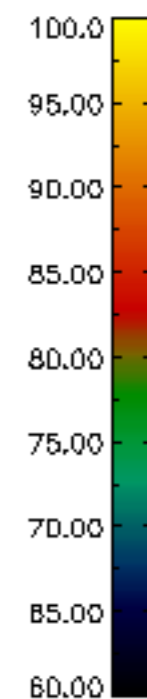
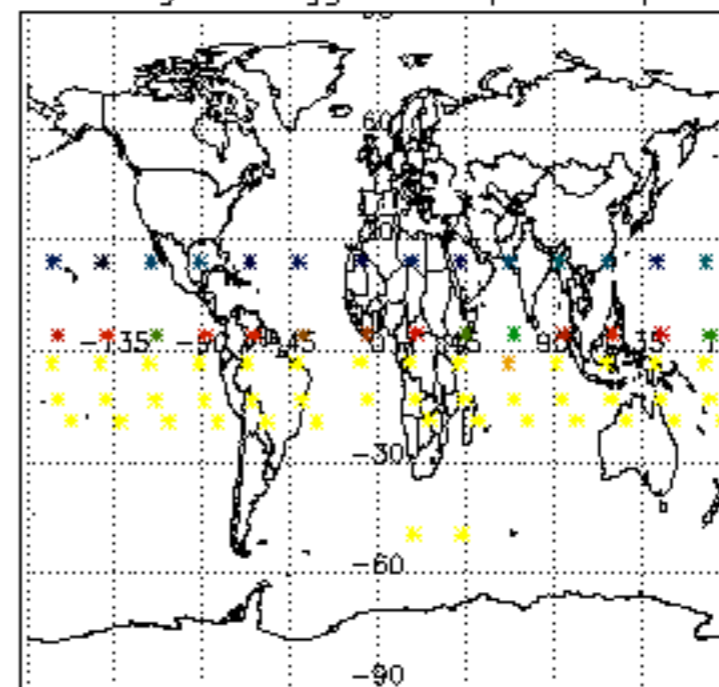




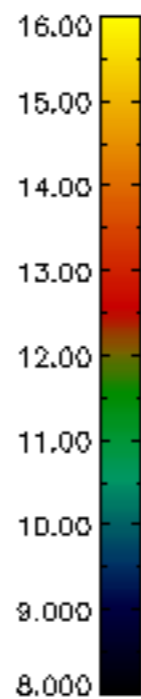
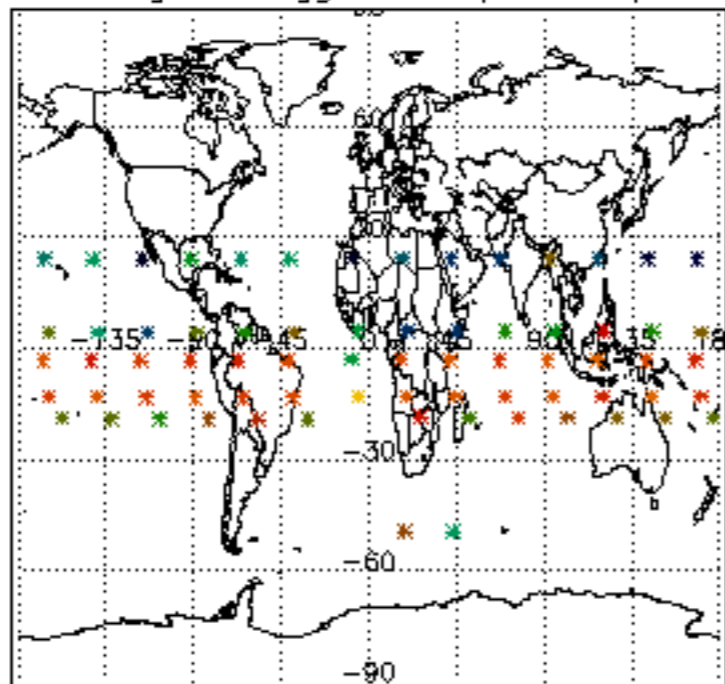
Percentage of flagged data per D3 profile



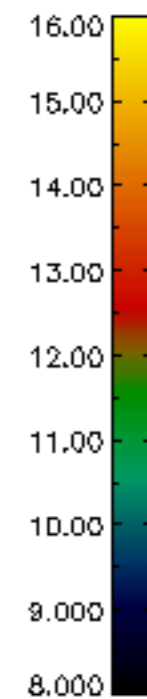
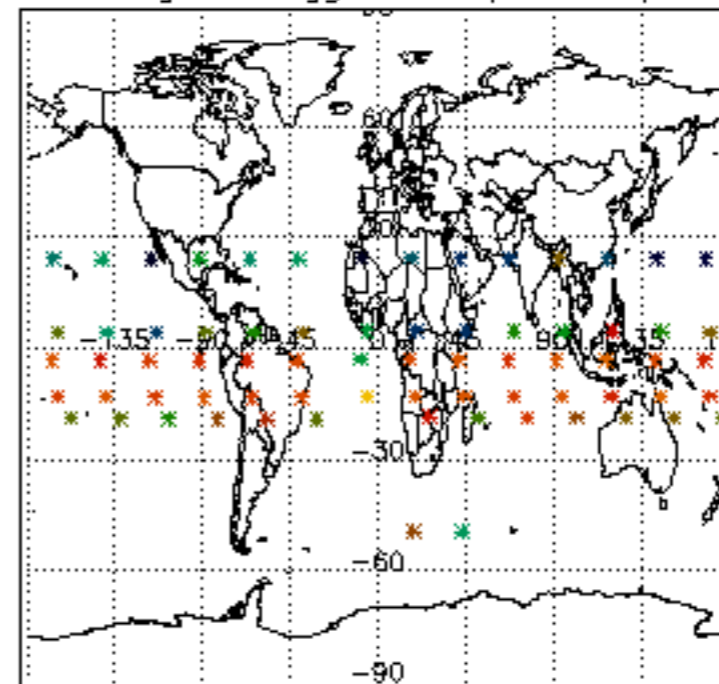
Percentage of flagged data per H2O profile

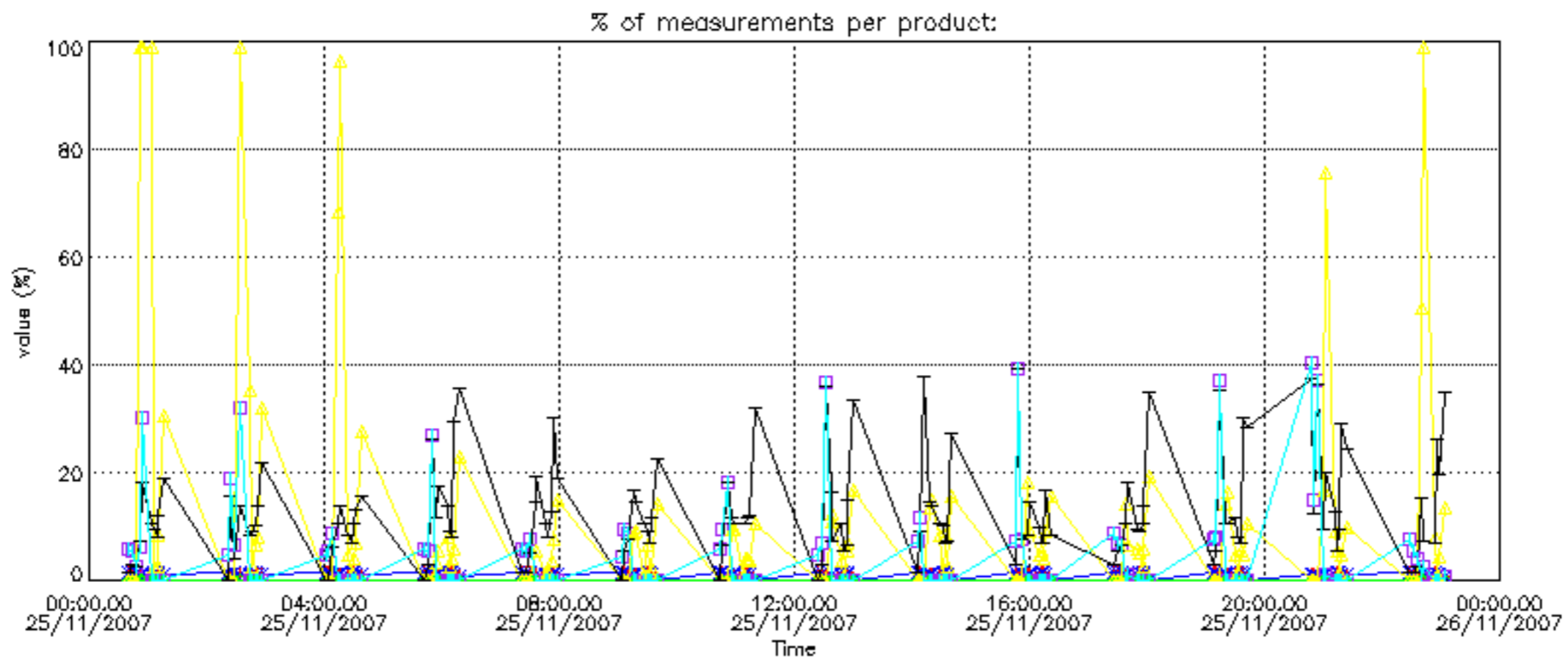


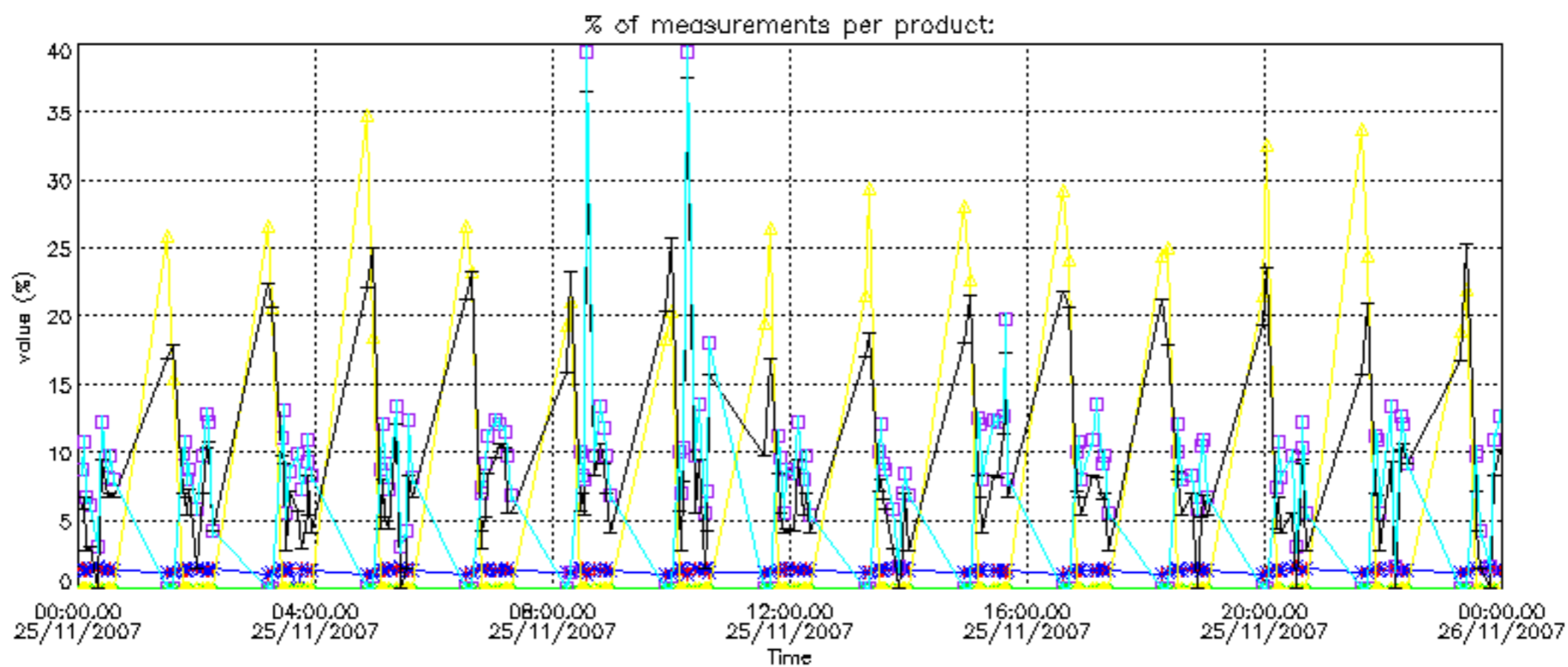
Percentage of flagged data per NO2 profile



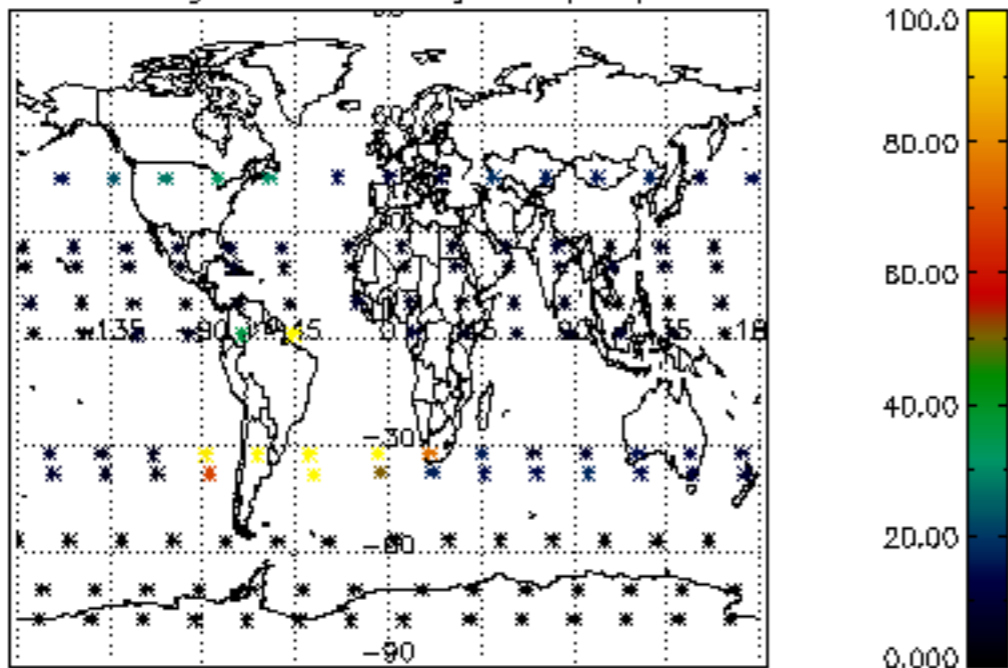
Percentage of flagged data per NO3 profile



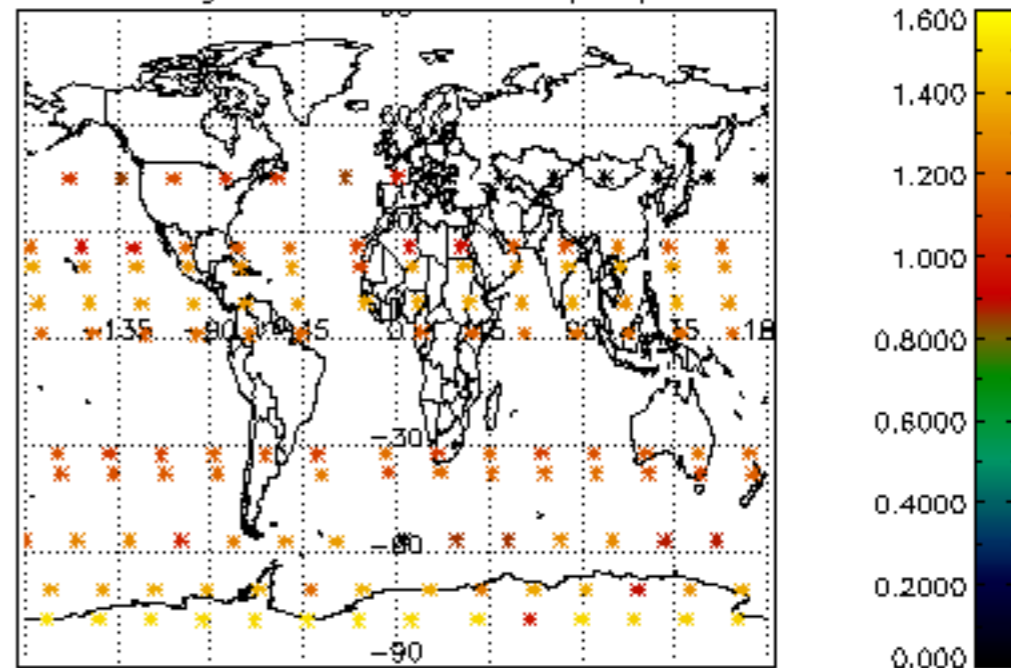




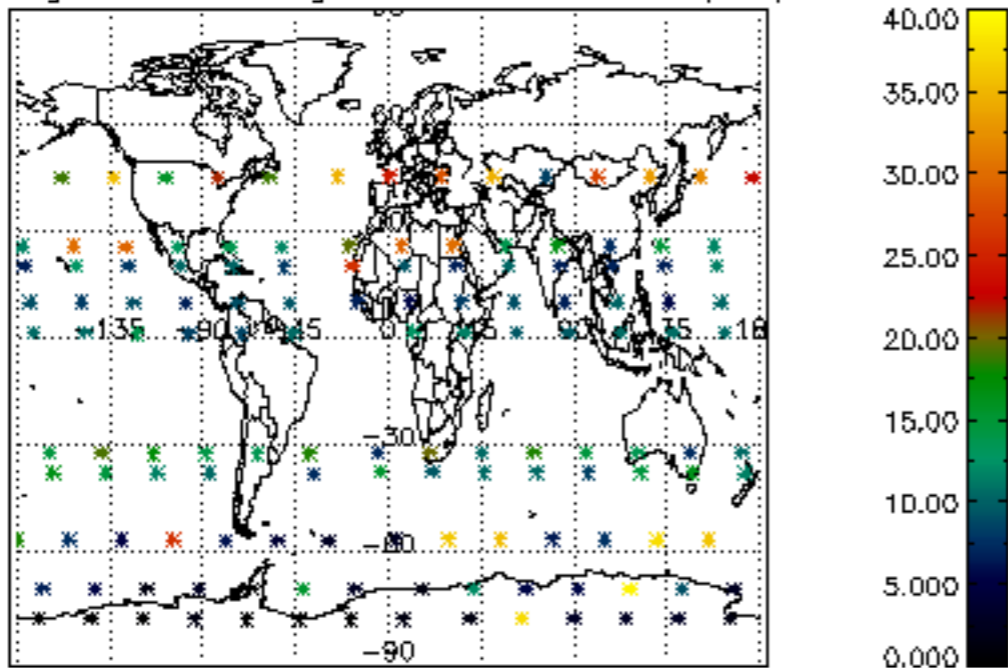
Percentage of cosmic ray hits per profile



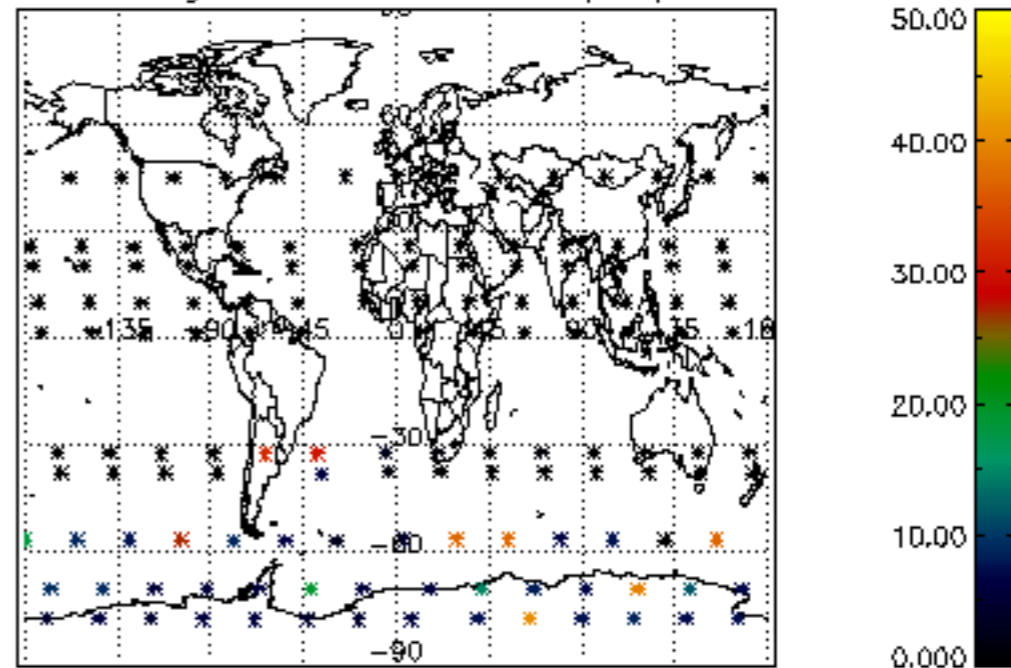
Percentage of datation errors per profile



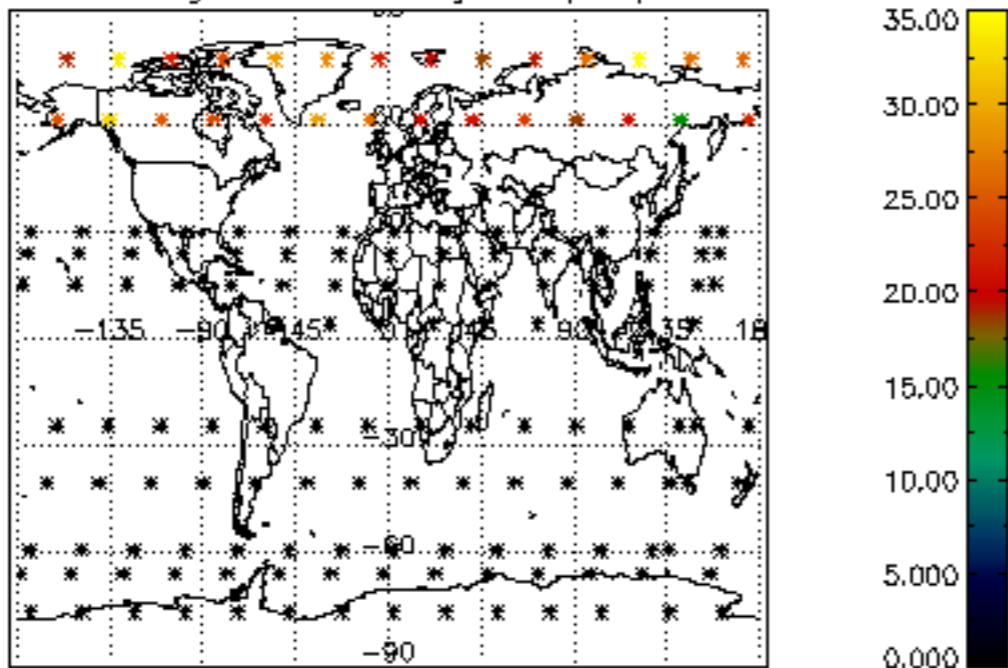
Percentage of star falling outside central band per profile



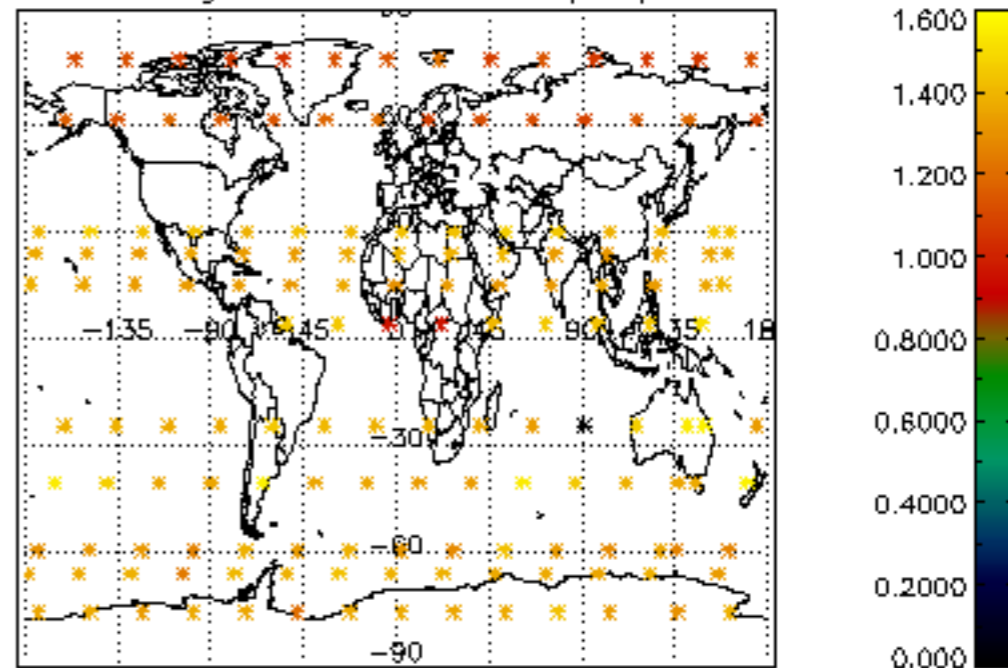
Percentage of saturation errors per profile



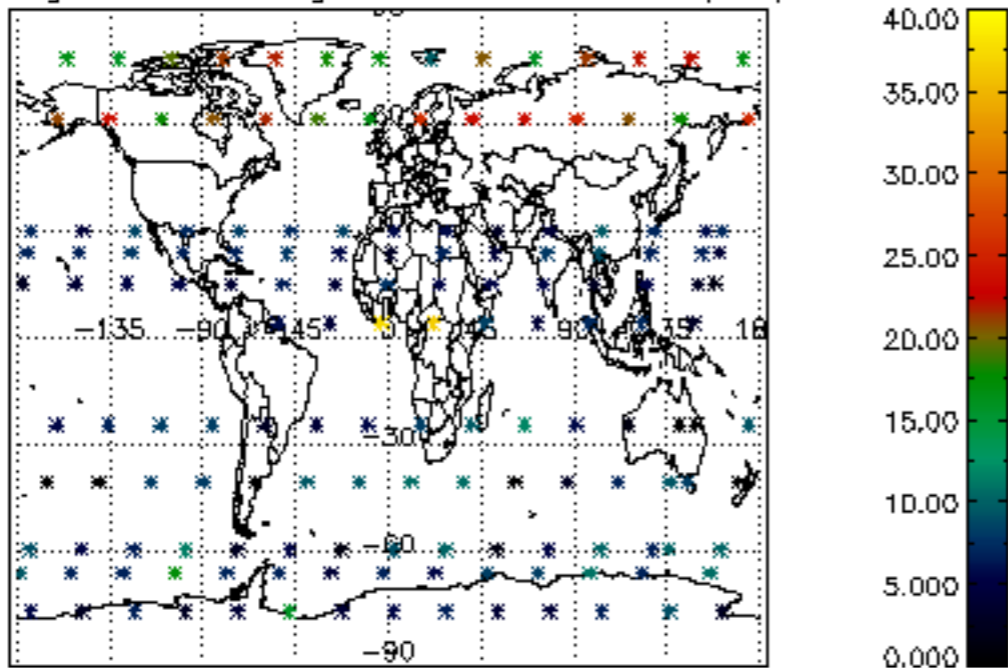
Percentage of cosmic ray hits per profile



Percentage of datation errors per profile



Percentage of star falling outside central band per profile



Percentage of saturation errors per profile

