

# GOMOS Level 2 Daily Report

## SUMMARY

### [1. General Info](#)

### [2. Summary of processed GOM\\_NL\\_2P products](#)

### [3. Level 2 Quality information per product](#)

#### [3.1 Plot of level 2 quality information per product \(time dependant\)](#)

#### [3.2 Plot of level 2 quality information per product \(world map\)](#)

### [4. Level 1 Quality information per product \(stored on level 2 products\)](#)

#### [4.1 Plot of level 1 quality information per product \(time dependant\)](#)

##### [4.1.1 Plot of level 1 quality information per product \(time dependant\): ASCENDING](#)

##### [4.1.2 Plot of level 1 quality information per product \(time dependant\): DESCENDING](#)

#### [4.2 Plot of level 1 quality information per product \(world map\)](#)

##### [4.2.1 Plot of level 1 quality information per product \(world map\): ASCENDING](#)

##### [4.2.2 Plot of level 1 quality information per product \(world map\): DESCENDING](#)

### [5. Ozone profiles based on quality statistics and other trace gas profiles](#)

#### [5.1 Ozone statistics based on quality of products](#)

#### [5.2 Plot ozone profiles for all STD \(dark without errors\)](#)

#### [5.3 Plot ozone profiles where STD < 20% \(dark without errors\)](#)

#### [5.4. Plot ozone profiles where STD < 10% \(dark without errors\)](#)

#### [5.5. Plot ozone profiles where STD < 5% \(dark without errors\)](#)

#### [5.6 Plot NO2 profiles for all STD \(dark without errors\)](#)

#### [5.7 Plot NO3 profiles for all STD \(dark without errors\)](#)

#### [5.8 Plot H2O profiles \(only for occultations of stars 1,2,3,4,13,14,16,26,63 dark without errors\) for all STD](#)

### [6. Auxiliary Data Files used for the production reported in section 2](#)

This report presents the daily analysis on parameters extracted from GOMOS level 2 data (GOM\_NL\_\_2P). It is intended to monitor some important parameters that will impact the quality of these products. A list of level 2 products (and content) that have arrived during the reporting day to the PCF is also given.

Item	Value
Time of report generation	23APR2013 12:06:04
Data source version	GOMOS/6.01
Start time of products	24-11-2007 (24NOV2007 00:00:00)
Stop time of products	25-11-2007 (25NOV2007 00:00:00)
Store outputs in DB	Yes
Nb of level 2 prods	290
Nb of prods with errors	1

## 2. Summary of processed GOM\_NL\_\_2P products.

Nr	Filename	UTC Start time	Limb	Duration	Star Id	Star Name	Star Mag	Star Temp	Nb Meas	Orbit	Prod. error
1	GOM_NL__2PRFIN20071124_000126_000000422063_00360_29973_3916.N1	24-NOV-2007 00:01:26	Dark	41.500	41	Eps Car	1.8600	4100.0	83	29973	No
2	GOM_NL__2PRFIN20071124_001452_000000382063_00360_29973_3917.N1	24-NOV-2007 00:14:52	Straylight	38.000	157	The1Eri	2.9060	9300.0	76	29973	No
3	GOM_NL__2PRFIN20071124_002721_000000442063_00360_29973_3918.N1	24-NOV-2007 00:27:21	Twilight	44.000	94	92Alp Cet	2.5260	3100.0	88	29973	No
4	GOM_NL__2PRFIN20071124_003226_000000372063_00360_29973_3919.N1	24-NOV-2007 00:32:26	Bright	36.500	105	6Bet Ari	2.6450	8900.0	73	29973	No
5	GOM_NL__2PRFIN20071124_003614_000000362063_00360_29973_3920.N1	24-NOV-2007 00:36:14	Bright	35.500	173	4Bet Tri	3.0040	8900.0	71	29973	No
6	GOM_NL__2PRFIN20071124_003805_000000392063_00360_29973_3921.N1	24-NOV-2007 00:38:05	Bright	38.500	79	26Bet Per	2.3100	13100.0	77	29973	No
7	GOM_NL__2PRFIN20071124_004050_000000272063_00360_29973_3922.N1	24-NOV-2007 00:40:50	Bright	27.000	35	33Alp Per	1.7950	6250.0	54	29973	No
8	GOM_NL__2PRFIN20071124_004138_000000372063_00360_29973_3923.N1	24-NOV-2007 00:41:38	Bright	36.500	160	23Gam Per	2.9300	4700.0	73	29973	No
9	GOM_NL__2PRFIN20071124_004328_000000342063_00360_29973_3924.N1	24-NOV-2007 00:43:28	Bright	33.500	110	37Del Cas	2.6780	8900.0	67	29973	No
10	GOM_NL__2PRFIN20071124_005130_000000352063_00360_29973_3925.N1	24-NOV-2007 00:51:30	Bright	35.000	49	1Alp UMi	1.9900	6300.0	70	29973	No
11	GOM_NL__2PRFIN20071124_005603_000000372063_00360_29973_3926.N1	24-NOV-2007 00:56:03	Bright	36.500	60	7Bet UMi	2.0810	3950.0	73	29973	No
12	GOM_NL__2PRFIN20071124_010129_000000542063_00360_29973_3927.N1	24-NOV-2007 01:01:29	Bright	54.000	32	77Eps UMa	1.7630	11000.0	108	29973	No
13	GOM_NL__2PRFIN20071124_010320_000000372063_00360_29973_3928.N1	24-NOV-2007 01:03:20	Bright	37.000	39	85Eta UMa	1.8540	24000.0	74	29973	No
14	GOM_NL__2PRFIN20071124_010604_000000512063_00360_29973_3929.N1	24-NOV-2007 01:06:04	Bright	51.000	180	27Gam Boo	3.0400	8000.0	102	29973	No
15	GOM_NL__2PRFIN20071124_011133_000000332063_00360_29973_3930.N1	24-NOV-2007 01:11:33	Bright	33.000	3	16Alp Boo	-0.050000	4250.0	66	29973	No
16	GOM_NL__2PRFIN20071124_011452_000000362063_00360_29973_3931.N1	24-NOV-2007 01:14:52	Bright	36.000	138	47Eps Vir	2.8280	4700.0	72	29973	No
17	GOM_NL__2PRFIN20071124_011854_000000522063_00360_29973_3932.N1	24-NOV-2007 01:18:54	Bright	52.000	121	29Gam Vir	2.7400	7200.0	104	29973	No
18	GOM_NL__2PRFIN20071124_012413_000000412063_00360_29973_3933.N1	24-NOV-2007 01:24:13	Twilight	40.500	100	4Gam Crv	2.5800	13100.0	81	29973	No
19	GOM_NL__2PRFIN20071124_012546_000000412063_00360_29973_3934.N1	24-NOV-2007 01:25:46	Twilight	40.500	171	2Eps Crv	3.0010	4250.0	81	29973	No
20	GOM_NL__2PRFIN20071124_013130_000000382063_00360_29973_3935.N1	24-NOV-2007 01:31:30	Dark	37.500	64	Gam Cen	2.2000	10600.0	75	29973	No
21	GOM_NL__2PRFIN20071124_013344_000000432063_00360_29973_3936.N1	24-NOV-2007 01:33:44	Dark	42.500	26	Gam Cru	1.6240	2900.0	85	29973	No
22	GOM_NL__2PRFIN20071124_013742_000000372063_00361_29974_3935.N1	24-NOV-2007 01:37:42	Dark	37.000	124	The Car	2.7640	30000.0	74	29974	No
23	GOM_NL__2PRFIN20071124_014033_000000392063_00361_29974_3936.N1	24-NOV-2007 01:40:33	Dark	38.500	29	Bet Car	1.6720	10200.0	77	29974	No
24	GOM_NL__2PRFIN20071124_014202_000000442063_00361_29974_3937.N1	24-NOV-2007 01:42:02	Dark	44.000	41	Eps Car	1.8600	4100.0	88	29974	No
25	GOM_NL__2PRFIN20071124_015529_000000392063_00361_29974_3938.N1	24-NOV-2007 01:55:29	Straylight	39.000	157	The1Eri	2.9060	9300.0	78	29974	No
26	GOM_NL__2PRFIN20071124_020757_000000452063_00361_29974_3939.N1	24-NOV-2007 02:07:57	Twilight	44.500	94	92Alp Cet	2.5260	3100.0	89	29974	No
27	GOM_NL__2PRFIN20071124_021302_000000352063_00361_29974_3940.N1	24-NOV-2007 02:13:02	Bright	35.000	105	6Bet Ari	2.6450	8900.0	70	29974	No
28	GOM_NL__2PRFIN20071124_021650_000000362063_00361_29974_3941.N1	24-NOV-2007 02:16:50	Bright	35.500	173	4Bet Tri	3.0040	8900.0	71	29974	No
29	GOM_NL__2PRFIN20071124_021841_000000362063_00361_29974_3942.N1	24-NOV-2007 02:18:41	Bright	36.000	79	26Bet Per	2.3100	13100.0	72	29974	No
30	GOM_NL__2PRFIN20071124_022125_000000362063_00361_29974_3943.N1	24-NOV-2007 02:21:25	Bright	36.000	35	33Alp Per	1.7950	6250.0	72	29974	No
31	GOM_NL__2PRFIN20071124_022404_000000342063_00361_29974_3944.N1	24-NOV-2007 02:24:04	Bright	34.000	110	37Del Cas	2.6780	8900.0	68	29974	No
32	GOM_NL__2PRFIN20071124_023205_000000332063_00361_29974_3945.N1	24-NOV-2007 02:32:05	Bright	33.000	49	1Alp UMi	1.9900	6300.0	66	29974	No
33	GOM_NL__2PRFIN20071124_023638_000000372063_00361_29974_3946.N1	24-NOV-2007 02:36:38	Bright	37.000	60	7Bet UMi	2.0810	3950.0	74	29974	No
34	GOM_NL__2PRFIN20071124_024204_000000372063_00361_29974_3947.N1	24-NOV-2007 02:42:04	Bright	37.000	32	77Eps UMa	1.7630	11000.0	74	29974	No
35	GOM_NL__2PRFIN20071124_024356_000000342063_00361_29974_3948.N1	24-NOV-2007 02:43:56	Bright	33.500	39	85Eta UMa	1.8540	24000.0	67	29974	No
36	GOM_NL__2PRFIN20071124_024640_000000512063_00361_29974_3949.N1	24-NOV-2007 02:46:40	Bright	51.000	180	27Gam Boo	3.0400	8000.0	102	29974	No
37	GOM_NL__2PRFIN20071124_025209_000000332063_00361_29974_3950.N1	24-NOV-2007 02:52:09	Bright	32.500	3	16Alp Boo	-0.050000	4250.0	65	29974	No
38	GOM_NL__2PRFIN20071124_025528_000000372063_00361_29974_3951.N1	24-NOV-2007 02:55:28	Bright	36.500	138	47Eps Vir	2.8280	4700.0	73	29974	No
39	GOM_NL__2PRFIN20071124_025930_000000402063_00361_29974_3952.N1	24-NOV-2007 02:59:30	Bright	40.000	121	29Gam Vir	2.7400	7200.0	80	29974	No
40	GOM_NL__2PRFIN20071124_030449_000000412063_00361_29974_3953.N1	24-NOV-2007 03:04:49	Twilight	41.000	100	4Gam Crv	2.5800	13100.0	82	29974	No
41	GOM_NL__2PRFIN20071124_031206_000000372063_00361_29974_3954.N1	24-NOV-2007 03:12:06	Dark	36.500	64	Gam Cen	2.2000	10600.0	73	29974	No
42	GOM_NL__2PRFIN20071124_031420_000000522063_00361_29974_3955.N1	24-NOV-2007 03:14:20	Dark	52.000	26	Gam Cru	1.6240	2900.0	104	29974	No

43	GOM_NL_2PRFIN20071124_031549_000000432063_00362_29975_3940.N1	24-NOV-2007 03:15:49	Dark	43.000	113	Mu Vel	2.6920	5000.0	86	29975	No
44	GOM_NL_2PRFIN20071124_031818_000000382063_00362_29975_3941.N1	24-NOV-2007 03:18:18	Dark	38.000	124	The Car	2.7640	30000.	76	29975	No
45	GOM_NL_2PRFIN20071124_032109_000000372063_00362_29975_3942.N1	24-NOV-2007 03:21:09	Dark	37.000	29	Bet Car	1.6720	10200.	74	29975	No
46	GOM_NL_2PRFIN20071124_032239_000000422063_00362_29975_3943.N1	24-NOV-2007 03:22:39	Dark	41.500	41	Eps Car	1.8600	4100.0	83	29975	No
47	GOM_NL_2PRFIN20071124_033605_000000382063_00362_29975_3944.N1	24-NOV-2007 03:36:05	Straylight	38.000	157	The1Eri	2.9060	9300.0	76	29975	No
48	GOM_NL_2PRFIN20071124_034833_000000462063_00362_29975_3945.N1	24-NOV-2007 03:48:33	Twilight	45.500	94	92Alp Cet	2.5260	3100.0	91	29975	No
49	GOM_NL_2PRFIN20071124_035338_000000372063_00362_29975_3946.N1	24-NOV-2007 03:53:38	Bright	36.500	105	6Bet Ari	2.6450	8900.0	73	29975	No
50	GOM_NL_2PRFIN20071124_035726_000000362063_00362_29975_3947.N1	24-NOV-2007 03:57:26	Bright	36.000	173	4Bet Tri	3.0040	8900.0	72	29975	No
51	GOM_NL_2PRFIN20071124_035916_000000382063_00362_29975_3948.N1	24-NOV-2007 03:59:16	Bright	37.500	79	26Bet Per	2.3100	13100.	75	29975	No
52	GOM_NL_2PRFIN20071124_040201_000000362063_00362_29975_3949.N1	24-NOV-2007 04:02:01	Bright	36.000	35	33Alp Per	1.7950	6250.0	72	29975	No
53	GOM_NL_2PRFIN20071124_040441_000000352063_00362_29975_3950.N1	24-NOV-2007 04:04:41	Bright	35.000	110	37Del Cas	2.6780	8900.0	70	29975	No
54	GOM_NL_2PRFIN20071124_041241_000000352063_00362_29975_3951.N1	24-NOV-2007 04:12:41	Bright	34.500	49	1Alp UMi	1.9900	6300.0	69	29975	No
55	GOM_NL_2PRFIN20071124_041715_000000372063_00362_29975_3952.N1	24-NOV-2007 04:17:15	Bright	37.000	60	7Bet UMi	2.0810	3950.0	74	29975	No
56	GOM_NL_2PRFIN20071124_042241_000000352063_00362_29975_3953.N1	24-NOV-2007 04:22:41	Bright	35.000	32	77Eps UMa	1.7630	11000.	70	29975	No
57	GOM_NL_2PRFIN20071124_042432_000000352063_00362_29975_3954.N1	24-NOV-2007 04:24:32	Bright	34.500	39	85Eta UMa	1.8540	24000.	69	29975	No
58	GOM_NL_2PRFIN20071124_042717_000000342063_00362_29975_3955.N1	24-NOV-2007 04:27:17	Bright	34.000	180	27Gam Boo	3.0400	8000.0	68	29975	No
59	GOM_NL_2PRFIN20071124_043245_000000332063_00362_29975_3956.N1	24-NOV-2007 04:32:45	Bright	33.000	3	16Alp Boo	-0.050000	4250.0	66	29975	No
60	GOM_NL_2PRFIN20071124_043604_000000362063_00362_29975_3957.N1	24-NOV-2007 04:36:04	Bright	35.500	138	47Eps Vir	2.8280	4700.0	71	29975	No
61	GOM_NL_2PRFIN20071124_044006_000000412063_00362_29975_3958.N1	24-NOV-2007 04:40:06	Bright	40.500	121	29Gam Vir	2.7400	7200.0	81	29975	No
62	GOM_NL_2PRFIN20071124_044526_000000432063_00362_29975_3959.N1	24-NOV-2007 04:45:26	Twilight	43.000	100	4Gam Crv	2.5800	13100.	86	29975	No
63	GOM_NL_2PRFIN20071124_044659_000000462063_00362_29975_3960.N1	24-NOV-2007 04:46:59	Twilight	45.500	171	2Eps Crv	3.0010	4250.0	91	29975	No
64	GOM_NL_2PRFIN20071124_045243_000000412063_00362_29975_3961.N1	24-NOV-2007 04:52:43	Dark	41.000	64	Gam Cen	2.2000	10600.	82	29975	No
65	GOM_NL_2PRFIN20071124_045456_000000502063_00362_29975_3962.N1	24-NOV-2007 04:54:56	Dark	49.500	26	Gam Cru	1.6240	2900.0	99	29975	No
66	GOM_NL_2PRFIN20071124_045626_000000432063_00363_29976_3952.N1	24-NOV-2007 04:56:26	Dark	43.000	113	Mu Vel	2.6920	5000.0	86	29976	No
67	GOM_NL_2PRFIN20071124_045854_000000372063_00363_29976_3953.N1	24-NOV-2007 04:58:54	Dark	36.500	124	The Car	2.7640	30000.	73	29976	No
68	GOM_NL_2PRFIN20071124_050145_000000392063_00363_29976_3954.N1	24-NOV-2007 05:01:45	Dark	38.500	29	Bet Car	1.6720	10200.	77	29976	No
69	GOM_NL_2PRFIN20071124_050315_000000502063_00363_29976_3955.N1	24-NOV-2007 05:03:15	Dark	49.500	41	Eps Car	1.8600	4100.0	99	29976	No
70	GOM_NL_2PRFIN20071124_051641_000000382063_00363_29976_3956.N1	24-NOV-2007 05:16:41	Straylight	38.000	157	The1Eri	2.9060	9300.0	76	29976	No
71	GOM_NL_2PRFIN20071124_052909_000000462063_00363_29976_3957.N1	24-NOV-2007 05:29:09	Twilight	46.000	94	92Alp Cet	2.5260	3100.0	92	29976	No
72	GOM_NL_2PRFIN20071124_053414_000000362063_00363_29976_3958.N1	24-NOV-2007 05:34:14	Bright	36.000	105	6Bet Ari	2.6450	8900.0	72	29976	No
73	GOM_NL_2PRFIN20071124_053802_000000352063_00363_29976_3959.N1	24-NOV-2007 05:38:02	Bright	34.500	173	4Bet Tri	3.0040	8900.0	69	29976	No
74	GOM_NL_2PRFIN20071124_053952_000000392063_00363_29976_3960.N1	24-NOV-2007 05:39:52	Bright	38.500	79	26Bet Per	2.3100	13100.	77	29976	No
75	GOM_NL_2PRFIN20071124_054237_000000372063_00363_29976_3961.N1	24-NOV-2007 05:42:37	Bright	37.000	35	33Alp Per	1.7950	6250.0	74	29976	No
76	GOM_NL_2PRFIN20071124_054517_000000352063_00363_29976_3962.N1	24-NOV-2007 05:45:17	Bright	34.500	110	37Del Cas	2.6780	8900.0	69	29976	No
77	GOM_NL_2PRFIN20071124_055318_000000362063_00363_29976_3963.N1	24-NOV-2007 05:53:18	Bright	35.500	49	1Alp UMi	1.9900	6300.0	71	29976	No
78	GOM_NL_2PRFIN20071124_055751_000000382063_00363_29976_3964.N1	24-NOV-2007 05:57:51	Bright	37.500	60	7Bet UMi	2.0810	3950.0	75	29976	No
79	GOM_NL_2PRFIN20071124_060316_000000362063_00363_29976_3965.N1	24-NOV-2007 06:03:16	Bright	35.500	32	77Eps UMa	1.7630	11000.	71	29976	No
80	GOM_NL_2PRFIN20071124_060508_000000362063_00363_29976_3966.N1	24-NOV-2007 06:05:08	Bright	36.000	39	85Eta UMa	1.8540	24000.	72	29976	No
81	GOM_NL_2PRFIN20071124_060753_000000332063_00363_29976_3967.N1	24-NOV-2007 06:07:53	Bright	32.500	180	27Gam Boo	3.0400	8000.0	65	29976	No
82	GOM_NL_2PRFIN20071124_061322_000000332063_00363_29976_3968.N1	24-NOV-2007 06:13:22	Bright	33.000	3	16Alp Boo	-0.050000	4250.0	66	29976	No
83	GOM_NL_2PRFIN20071124_061640_000000362063_00363_29976_3969.N1	24-NOV-2007 06:16:40	Bright	36.000	138	47Eps Vir	2.8280	4700.0	72	29976	No
84	GOM_NL_2PRFIN20071124_062043_000000402063_00363_29976_3970.N1	24-NOV-2007 06:20:43	Bright	40.000	121	29Gam Vir	2.7400	7200.0	80	29976	No
85	GOM_NL_2PRFIN20071124_062602_000000432063_00363_29976_3971.N1	24-NOV-2007 06:26:02	Twilight	42.500	100	4Gam Crv	2.5800	13100.	85	29976	No
86	GOM_NL_2PRFIN20071124_062736_000000482063_00363_29976_3972.N1	24-NOV-2007 06:27:36	Twilight	47.500	171	2Eps Crv	3.0010	4250.0	95	29976	No
87	GOM_NL_2PRFIN20071124_063319_000000392063_00363_29976_3973.N1	24-NOV-2007 06:33:19	Dark	38.500	64	Gam Cen	2.2000	10600.	77	29976	No
88	GOM_NL_2PRFIN20071124_063533_000000392063_00363_29976_3974.N1	24-NOV-2007 06:35:33	Dark	39.000	26	Gam Cru	1.6240	2900.0	78	29976	No
89	GOM_NL_2PRFIN20071124_063703_000000422063_00364_29977_3990.N1	24-NOV-2007 06:37:03	Dark	42.000	113	Mu Vel	2.6920	5000.0	84	29977	No
90	GOM_NL_2PRFIN20071124_063931_000000382063_00364_29977_3991.N1	24-NOV-2007 06:39:31	Dark	37.500	124	The Car	2.7640	30000.	75	29977	No
91	GOM_NL_2PRFIN20071124_064222_000000442063_00364_29977_3992.N1	24-NOV-2007 06:42:22	Dark	44.000	29	Bet Car	1.6720	10200.	88	29977	No
92	GOM_NL_2PRFIN20071124_064352_000000462063_00364_29977_3993.N1	24-NOV-2007 06:43:52	Dark	45.500	41	Eps Car	1.8600	4100.0	91	29977	No
93	GOM_NL_2PRFIN20071124_065717_000000372063_00364_29977_3994.N1	24-NOV-2007 06:57:17	Straylight	36.500	157	The1Eri	2.9060	9300.0	73	29977	No
94	GOM_NL_2PRFIN20071124_070945_000000462063_00364_29977_3995.N1	24-NOV-2007 07:09:45	Twilight	45.500	94	92Alp Cet	2.5260	3100.0	91	29977	No
95	GOM_NL_2PRFIN20071124_071450_000000352063_00364_29977_3996.N1	24-NOV-2007 07:14:50	Bright	35.000	105	6Bet Ari	2.6450	8900.0	70	29977	No
96	GOM_NL_2PRFIN20071124_071838_000000352063_00364_29977_3997.N1	24-NOV-2007 07:18:38	Bright	35.000	173	4Bet Tri	3.0040	8900.0	70	29977	No
97	GOM_NL_2PRFIN20071124_072028_000000382063_00364_29977_3998.N1	24-NOV-2007 07:20:28	Bright	37.500	79	26Bet Per	2.3100	13100.	75	29977	No
98	GOM_NL_2PRFIN20071124_072313_000000402063_00364_29977_3999.N1	24-NOV-2007 07:23:13	Bright	39.500	35	33Alp Per	1.7950	6250.0	79	29977	No
99	GOM_NL_2PRFIN20071124_072553_000000342063_00364_29977_4000.N1	24-NOV-2007 07:25:53	Bright	34.000	110	37Del Cas	2.6780	8900.0	68	29977	No
100	GOM_NL_2PRFIN20071124_073353_000000342063_00364_29977_4001.N1	24-NOV-2007 07:33:53	Bright	33.500	49	1Alp UMi	1.9900	6300.0	67	29977	No
101	GOM_NL_2PRFIN20071124_073827_000000342063_00364_29977_4002.N1	24-NOV-2007 07:38:27	Bright	34.000	60	7Bet UMi	2.0810	3950.0	68	29977	No

102	GOM_NL__2PRFIN20071124_074352_000000392063_00364_29977_4003.N1	24-NOV-2007 07:43:52	Bright	38.500	32	77Eps UMa	1.7630	11000.	77	29977	No
103	GOM_NL__2PRFIN20071124_074544_000000362063_00364_29977_4004.N1	24-NOV-2007 07:45:44	Bright	36.000	39	85Eta UMa	1.8540	24000.	72	29977	No
104	GOM_NL__2PRFIN20071124_074829_000000342063_00364_29977_4005.N1	24-NOV-2007 07:48:29	Bright	34.000	180	27Gam Boo	3.0400	8000.0	68	29977	No
105	GOM_NL__2PRFIN20071124_075358_000000332063_00364_29977_4006.N1	24-NOV-2007 07:53:58	Bright	33.000	3	16Alp Boo	-0.050000	4250.0	66	29977	No
106	GOM_NL__2PRFIN20071124_075717_000000362063_00364_29977_4007.N1	24-NOV-2007 07:57:17	Bright	35.500	138	47Eps Vir	2.8280	4700.0	71	29977	No
107	GOM_NL__2PRFIN20071124_080119_000000382063_00364_29977_4008.N1	24-NOV-2007 08:01:19	Bright	38.000	121	29Gam Vir	2.7400	7200.0	76	29977	No
108	GOM_NL__2PRFIN20071124_080639_000000432063_00364_29977_4009.N1	24-NOV-2007 08:06:39	Twilight	42.500	100	4Gam Crv	2.5800	13100.	85	29977	No
109	GOM_NL__2PRFIN20071124_080813_000000432063_00364_29977_4010.N1	24-NOV-2007 08:08:13	Twilight	43.000	171	2Eps Crv	3.0010	4250.0	86	29977	No
110	GOM_NL__2PRFIN20071124_081355_000000382063_00364_29977_4011.N1	24-NOV-2007 08:13:55	Dark	38.000	64	Gam Cen	2.2000	10600.	76	29977	No
111	GOM_NL__2PRFIN20071124_081609_000000452063_00364_29977_4012.N1	24-NOV-2007 08:16:09	Dark	44.500	26	Gam Cru	1.6240	2900.0	89	29977	No
112	GOM_NL__2PRFIN20071124_081739_000000432063_00365_29978_3998.N1	24-NOV-2007 08:17:39	Dark	43.000	113	Mu Vel	2.6920	5000.0	86	29978	No
113	GOM_NL__2PRFIN20071124_082007_000000372063_00365_29978_3999.N1	24-NOV-2007 08:20:07	Dark	37.000	124	The Car	2.7640	30000.	74	29978	No
114	GOM_NL__2PRFIN20071124_082258_000000372063_00365_29978_4000.N1	24-NOV-2007 08:22:58	Dark	37.000	29	Bet Car	1.6720	10200.	74	29978	No
115	GOM_NL__2PRFIN20071124_082429_000000402063_00365_29978_4001.N1	24-NOV-2007 08:24:29	Dark	40.000	41	Eps Car	1.8600	4100.0	80	29978	No
116	GOM_NL__2PRFIN20071124_083753_000000372063_00365_29978_4002.N1	24-NOV-2007 08:37:53	Straylight	36.500	157	The1Eri	2.9060	9300.0	73	29978	No
117	GOM_NL__2PRFIN20071124_085021_000000472063_00365_29978_4003.N1	24-NOV-2007 08:50:21	Twilight	46.500	94	92Alp Cet	2.5260	3100.0	93	29978	No
118	GOM_NL__2PRFIN20071124_085526_000000372063_00365_29978_4004.N1	24-NOV-2007 08:55:26	Bright	36.500	105	6Bet Ari	2.6450	8900.0	73	29978	No
119	GOM_NL__2PRFIN20071124_085914_000000352063_00365_29978_4005.N1	24-NOV-2007 08:59:14	Bright	35.000	173	4Bet Tri	3.0040	8900.0	70	29978	No
120	GOM_NL__2PRFIN20071124_090104_000000372063_00365_29978_4006.N1	24-NOV-2007 09:01:04	Bright	36.500	79	26Bet Per	2.3100	13100.	73	29978	No
121	GOM_NL__2PRFIN20071124_090348_000000402063_00365_29978_4007.N1	24-NOV-2007 09:03:48	Bright	39.500	35	33Alp Per	1.7950	6250.0	79	29978	No
122	GOM_NL__2PRFIN20071124_090629_000000442063_00365_29978_4008.N1	24-NOV-2007 09:06:29	Bright	43.500	110	37Del Cas	2.6780	8900.0	87	29978	No
123	GOM_NL__2PRFIN20071124_091429_000000342063_00365_29978_4009.N1	24-NOV-2007 09:14:29	Bright	34.000	49	1Alp UMi	1.9900	6300.0	68	29978	No
124	GOM_NL__2PRFIN20071124_091903_000000352063_00365_29978_4010.N1	24-NOV-2007 09:19:03	Bright	35.000	60	7Bet UMi	2.0810	3950.0	70	29978	No
125	GOM_NL__2PRFIN20071124_092428_000000382063_00365_29978_4011.N1	24-NOV-2007 09:24:28	Bright	38.000	32	77Eps UMa	1.7630	11000.	76	29978	No
126	GOM_NL__2PRFIN20071124_092620_000000342063_00365_29978_4012.N1	24-NOV-2007 09:26:20	Bright	33.500	39	85Eta UMa	1.8540	24000.	67	29978	No
127	GOM_NL__2PRFIN20071124_093434_000000332063_00365_29978_4013.N1	24-NOV-2007 09:34:34	Bright	33.000	3	16Alp Boo	-0.050000	4250.0	66	29978	No
128	GOM_NL__2PRFIN20071124_093753_000000362063_00365_29978_4014.N1	24-NOV-2007 09:37:53	Bright	35.500	138	47Eps Vir	2.8280	4700.0	71	29978	No
129	GOM_NL__2PRFIN20071124_094156_000000382063_00365_29978_4015.N1	24-NOV-2007 09:41:56	Bright	37.500	121	29Gam Vir	2.7400	7200.0	75	29978	No
130	GOM_NL__2PRFIN20071124_094716_000000432063_00365_29978_4016.N1	24-NOV-2007 09:47:16	Twilight	42.500	100	4Gam Crv	2.5800	13100.	85	29978	No
131	GOM_NL__2PRFIN20071124_094849_000000452063_00365_29978_4017.N1	24-NOV-2007 09:48:49	Twilight	45.000	171	2Eps Crv	3.0010	4250.0	90	29978	No
132	GOM_NL__2PRFIN20071124_095432_000000382063_00365_29978_4018.N1	24-NOV-2007 09:54:32	Dark	38.000	64	Gam Cen	2.2000	10600.	76	29978	No
133	GOM_NL__2PRFIN20071124_095645_000000452063_00365_29978_4019.N1	24-NOV-2007 09:56:45	Dark	45.000	26	Gam Cru	1.6240	2900.0	90	29978	No
134	GOM_NL__2PRFIN20071124_095816_000000422063_00366_29979_4026.N1	24-NOV-2007 09:58:16	Dark	42.000	113	Mu Vel	2.6920	5000.0	84	29979	No
135	GOM_NL__2PRFIN20071124_114120_000000382063_00367_29980_4037.N1	24-NOV-2007 11:41:20	Dark	37.500	124	The Car	2.7640	30000.	75	29980	No
136	GOM_NL__2PRFIN20071124_114411_000000392063_00367_29980_4038.N1	24-NOV-2007 11:44:11	Dark	38.500	29	Bet Car	1.6720	10200.	77	29980	No
137	GOM_NL__2PRFIN20071124_114542_000000432063_00367_29980_4039.N1	24-NOV-2007 11:45:42	Dark	43.000	41	Eps Car	1.8600	4100.0	86	29980	No
138	GOM_NL__2PRFIN20071124_115111_000000532063_00367_29980_4040.N1	24-NOV-2007 11:51:11	Dark	52.500	2	Alp Car	-0.73600	7000.0	105	29980	No
139	GOM_NL__2PRFIN20071124_120608_000000492063_00367_29980_4041.N1	24-NOV-2007 12:06:08	Straylight	48.500	165	34Gam Eri	2.9500	3200.0	97	29980	No
140	GOM_NL__2PRFIN20071124_121133_000000442063_00367_29980_4042.N1	24-NOV-2007 12:11:33	Twilight	44.000	94	92Alp Cet	2.5260	3100.0	88	29980	No
141	GOM_NL__2PRFIN20071124_121715_000000382063_00367_29980_4043.N1	24-NOV-2007 12:17:15	Bright	38.000	50	13Alp Ari	2.0070	4250.0	76	29980	No
142	GOM_NL__2PRFIN20071124_122026_000000342063_00367_29980_4044.N1	24-NOV-2007 12:20:26	Bright	34.000	173	4Bet Tri	3.0040	8900.0	68	29980	No
143	GOM_NL__2PRFIN20071124_122215_000000362063_00367_29980_4045.N1	24-NOV-2007 12:22:15	Bright	36.000	79	26Bet Per	2.3100	13100.	72	29980	No
144	GOM_NL__2PRFIN20071124_122443_000000382063_00367_29980_4046.N1	24-NOV-2007 12:24:43	Bright	38.000	175	39Del Per	3.0100	19400.	76	29980	No
145	GOM_NL__2PRFIN20071124_122741_000000342063_00367_29980_4047.N1	24-NOV-2007 12:27:41	Bright	33.500	110	37Del Cas	2.6780	8900.0	67	29980	No
146	GOM_NL__2PRFIN20071124_123541_000000362063_00367_29980_4048.N1	24-NOV-2007 12:35:41	Bright	35.500	49	1Alp UMi	1.9900	6300.0	71	29980	No
147	GOM_NL__2PRFIN20071124_124015_000000352063_00367_29980_4049.N1	24-NOV-2007 12:40:15	Bright	34.500	60	7Bet UMi	2.0810	3950.0	69	29980	No
148	GOM_NL__2PRFIN20071124_124540_000000382063_00367_29980_4050.N1	24-NOV-2007 12:45:40	Bright	37.500	32	77Eps UMa	1.7630	11000.	75	29980	No
149	GOM_NL__2PRFIN20071124_124732_000000352063_00367_29980_4051.N1	24-NOV-2007 12:47:32	Bright	34.500	39	85Eta UMa	1.8540	24000.	69	29980	No
150	GOM_NL__2PRFIN20071124_125100_000000362063_00367_29980_4052.N1	24-NOV-2007 12:51:00	Bright	35.500	152	12Alp2CVn	2.8900	11000.	71	29980	No
151	GOM_NL__2PRFIN20071124_125613_000000332063_00367_29980_4053.N1	24-NOV-2007 12:56:13	Bright	33.000	111	8Eta Boo	2.6800	6000.0	66	29980	No
152	GOM_NL__2PRFIN20071124_125905_000000362063_00367_29980_4054.N1	24-NOV-2007 12:59:05	Bright	36.000	138	47Eps Vir	2.8280	4700.0	72	29980	No
153	GOM_NL__2PRFIN20071124_130308_000000382063_00367_29980_4055.N1	24-NOV-2007 13:03:08	Bright	38.000	121	29Gam Vir	2.7400	7200.0	76	29980	No
154	GOM_NL__2PRFIN20071124_130829_000000442063_00367_29980_4056.N1	24-NOV-2007 13:08:29	Twilight	44.000	100	4Gam Crv	2.5800	13100.	88	29980	No
155	GOM_NL__2PRFIN20071124_131002_000000432063_00367_29980_4057.N1	24-NOV-2007 13:10:02	Twilight	42.500	171	2Eps Crv	3.0010	4250.0	85	29980	No
156	GOM_NL__2PRFIN20071124_131929_000000432063_00368_29981_4052.N1	24-NOV-2007 13:19:29	Dark	42.500	113	Mu Vel	2.6920	5000.0	85	29981	No
157	GOM_NL__2PRFIN20071124_132156_000000382063_00368_29981_4053.N1	24-NOV-2007 13:21:56	Dark	37.500	124	The Car	2.7640	30000.	75	29981	No
158	GOM_NL__2PRFIN20071124_132447_000000372063_00368_29981_4054.N1	24-NOV-2007 13:24:47	Dark	37.000	29	Bet Car	1.6720	10200.	74	29981	No
159	GOM_NL__2PRFIN20071124_132618_000000442063_00368_29981_4055.N1	24-NOV-2007 13:26:18	Dark	44.000	41	Eps Car	1.8600	4100.0	88	29981	No
160	GOM_NL__2PRFIN20071124_133147_000000492063_00368_29981_4056.N1	24-NOV-2007 13:31:47	Dark	48.500	2	Alp Car	-0.73600	7000.0	97	29981	No

161	GOM_NL__2PRFIN20071124_134644_000000462063_00368_29981_4057.N1	24-NOV-2007 13:46:44	Straylight	45.500	165	34Gam Eri	2.9500	3200.0	91	29981	No
162	GOM_NL__2PRFIN20071124_135209_000000512063_00368_29981_4058.N1	24-NOV-2007 13:52:09	Tw_i_and_stray	51.000	94	92Alp Cet	2.5260	3100.0	102	29981	No
163	GOM_NL__2PRFIN20071124_135751_000000382063_00368_29981_4059.N1	24-NOV-2007 13:57:51	Bright	37.500	50	13Alp Ari	2.0070	4250.0	75	29981	No
164	GOM_NL__2PRFIN20071124_140102_000000342063_00368_29981_4060.N1	24-NOV-2007 14:01:02	Bright	33.500	173	4Bet Tri	3.0040	8900.0	67	29981	No
165	GOM_NL__2PRFIN20071124_140251_000000372063_00368_29981_4061.N1	24-NOV-2007 14:02:51	Bright	37.000	79	26Bet Per	2.3100	13100.	74	29981	No
166	GOM_NL__2PRFIN20071124_140518_000000372063_00368_29981_4062.N1	24-NOV-2007 14:05:18	Bright	37.000	175	39Del Per	3.0100	19400.	74	29981	No
167	GOM_NL__2PRFIN20071124_140817_000000352063_00368_29981_4063.N1	24-NOV-2007 14:08:17	Bright	34.500	110	37Del Cas	2.6780	8900.0	69	29981	No
168	GOM_NL__2PRFIN20071124_141617_000000372063_00368_29981_4064.N1	24-NOV-2007 14:16:17	Bright	36.500	49	1Alp UMi	1.9900	6300.0	73	29981	No
169	GOM_NL__2PRFIN20071124_142051_000000362063_00368_29981_4065.N1	24-NOV-2007 14:20:51	Bright	35.500	60	7Bet UMi	2.0810	3950.0	71	29981	No
170	GOM_NL__2PRFIN20071124_142616_000000372063_00368_29981_4066.N1	24-NOV-2007 14:26:16	Bright	37.000	32	77Eps UMa	1.7630	11000.	74	29981	No
171	GOM_NL__2PRFIN20071124_142808_000000342063_00368_29981_4067.N1	24-NOV-2007 14:28:08	Bright	33.500	39	85Eta UMa	1.8540	24000.	67	29981	No
172	GOM_NL__2PRFIN20071124_143136_000000362063_00368_29981_4068.N1	24-NOV-2007 14:31:36	Bright	36.000	152	12Alp2CVn	2.8900	11000.	72	29981	No
173	GOM_NL__2PRFIN20071124_143649_000000332063_00368_29981_4069.N1	24-NOV-2007 14:36:49	Bright	33.000	111	8Eta Boo	2.6800	6000.0	66	29981	No
174	GOM_NL__2PRFIN20071124_143941_000000522063_00368_29981_4070.N1	24-NOV-2007 14:39:41	Bright	51.500	138	47Eps Vir	2.8280	4700.0	103	29981	No
175	GOM_NL__2PRFIN20071124_144345_000000372063_00368_29981_4071.N1	24-NOV-2007 14:43:45	Bright	37.000	121	29Gam Vir	2.7400	7200.0	74	29981	No
176	GOM_NL__2PRFIN20071124_144905_000000432063_00368_29981_4072.N1	24-NOV-2007 14:49:05	Tw_i_and_stray	43.000	100	4Gam Crv	2.5800	13100.	86	29981	No
177	GOM_NL__2PRFIN20071124_145039_000000452063_00368_29981_4073.N1	24-NOV-2007 14:50:39	Twilight	44.500	171	2Eps Crv	3.0010	4250.0	89	29981	No
178	GOM_NL__2PRFIN20071124_150005_000000432063_00369_29982_4066.N1	24-NOV-2007 15:00:05	Dark	43.000	113	Mu Vel	2.6920	5000.0	86	29982	No
179	GOM_NL__2PRFIN20071124_150232_000000382063_00369_29982_4067.N1	24-NOV-2007 15:02:32	Dark	37.500	124	The Car	2.7640	30000.	75	29982	No
180	GOM_NL__2PRFIN20071124_150523_000000392063_00369_29982_4068.N1	24-NOV-2007 15:05:23	Dark	38.500	29	Bet Car	1.6720	10200.	77	29982	No
181	GOM_NL__2PRFIN20071124_150655_000000442063_00369_29982_4069.N1	24-NOV-2007 15:06:55	Dark	43.500	41	Eps Car	1.8600	4100.0	87	29982	No
182	GOM_NL__2PRFIN20071124_151223_000000502063_00369_29982_4070.N1	24-NOV-2007 15:12:23	Dark	49.500	2	Alp Car	-0.73600	7000.0	99	29982	No
183	GOM_NL__2PRFIN20071124_152720_000000452063_00369_29982_4071.N1	24-NOV-2007 15:27:20	Straylight	45.000	165	34Gam Eri	2.9500	3200.0	90	29982	No
184	GOM_NL__2PRFIN20071124_153245_000000452063_00369_29982_4072.N1	24-NOV-2007 15:32:45	Tw_i_and_stray	45.000	94	92Alp Cet	2.5260	3100.0	90	29982	No
185	GOM_NL__2PRFIN20071124_153827_000000322063_00369_29982_4073.N1	24-NOV-2007 15:38:27	Bright	32.000	50	13Alp Ari	2.0070	4250.0	64	29982	No
186	GOM_NL__2PRFIN20071124_154138_000000362063_00369_29982_4074.N1	24-NOV-2007 15:41:38	Bright	35.500	173	4Bet Tri	3.0040	8900.0	71	29982	No
187	GOM_NL__2PRFIN20071124_154327_000000372063_00369_29982_4075.N1	24-NOV-2007 15:43:27	Bright	37.000	79	26Bet Per	2.3100	13100.	74	29982	No
188	GOM_NL__2PRFIN20071124_154853_000000342063_00369_29982_4076.N1	24-NOV-2007 15:48:53	Bright	34.000	110	37Del Cas	2.6780	8900.0	68	29982	No
189	GOM_NL__2PRFIN20071124_155653_000000362063_00369_29982_4077.N1	24-NOV-2007 15:56:53	Bright	36.000	49	1Alp UMi	1.9900	6300.0	72	29982	No
190	GOM_NL__2PRFIN20071124_160127_000000382063_00369_29982_4078.N1	24-NOV-2007 16:01:27	Bright	37.500	60	7Bet UMi	2.0810	3950.0	75	29982	No
191	GOM_NL__2PRFIN20071124_160652_000000392063_00369_29982_4079.N1	24-NOV-2007 16:06:52	Bright	38.500	32	77Eps UMa	1.7630	11000.	77	29982	No
192	GOM_NL__2PRFIN20071124_160844_000000352063_00369_29982_4080.N1	24-NOV-2007 16:08:44	Bright	35.000	39	85Eta UMa	1.8540	24000.	70	29982	No
193	GOM_NL__2PRFIN20071124_161212_000000382063_00369_29982_4081.N1	24-NOV-2007 16:12:12	Bright	37.500	152	12Alp2CVn	2.8900	11000.	75	29982	No
194	GOM_NL__2PRFIN20071124_161725_000000332063_00369_29982_4082.N1	24-NOV-2007 16:17:25	Bright	33.000	111	8Eta Boo	2.6800	6000.0	66	29982	No
195	GOM_NL__2PRFIN20071124_162018_000000372063_00369_29982_4083.N1	24-NOV-2007 16:20:18	Bright	36.500	138	47Eps Vir	2.8280	4700.0	73	29982	No
196	GOM_NL__2PRFIN20071124_162421_000000572063_00369_29982_4084.N1	24-NOV-2007 16:24:21	Bright	57.000	121	29Gam Vir	2.7400	7200.0	114	29982	No
197	GOM_NL__2PRFIN20071124_162942_000000432063_00369_29982_4085.N1	24-NOV-2007 16:29:42	Tw_i_and_stray	43.000	100	4Gam Crv	2.5800	13100.	86	29982	No
198	GOM_NL__2PRFIN20071124_163115_000000452063_00369_29982_4086.N1	24-NOV-2007 16:31:15	Twilight	45.000	171	2Eps Crv	3.0010	4250.0	90	29982	No
199	GOM_NL__2PRFIN20071124_164042_000000462063_00370_29983_4075.N1	24-NOV-2007 16:40:42	Dark	45.500	113	Mu Vel	2.6920	5000.0	91	29983	No
200	GOM_NL__2PRFIN20071124_164309_000000382063_00370_29983_4076.N1	24-NOV-2007 16:43:09	Dark	37.500	124	The Car	2.7640	30000.	75	29983	No
201	GOM_NL__2PRFIN20071124_164600_000000392063_00370_29983_4077.N1	24-NOV-2007 16:46:00	Dark	39.000	29	Bet Car	1.6720	10200.	78	29983	No
202	GOM_NL__2PRFIN20071124_164731_000000462063_00370_29983_4078.N1	24-NOV-2007 16:47:31	Dark	45.500	41	Eps Car	1.8600	4100.0	91	29983	No
203	GOM_NL__2PRFIN20071124_165300_000000572063_00370_29983_4079.N1	24-NOV-2007 16:53:00	Dark	56.500	2	Alp Car	-0.73600	7000.0	113	29983	No
204	GOM_NL__2PRFIN20071124_170757_000000472063_00370_29983_4080.N1	24-NOV-2007 17:07:57	Straylight	46.500	165	34Gam Eri	2.9500	3200.0	93	29983	No
205	GOM_NL__2PRFIN20071124_171321_000000452063_00370_29983_4081.N1	24-NOV-2007 17:13:21	Tw_i_and_stray	45.000	94	92Alp Cet	2.5260	3100.0	90	29983	No
206	GOM_NL__2PRFIN20071124_171922_000000202063_00370_29983_4082.N1	24-NOV-2007 17:19:22	Dark	20.000	50	13Alp Ari	2.0070	4250.0	40	29983	Yes
207	GOM_NL__2PRFIN20071124_172214_000000342063_00370_29983_4083.N1	24-NOV-2007 17:22:14	Bright	34.000	173	4Bet Tri	3.0040	8900.0	68	29983	No
208	GOM_NL__2PRFIN20071124_172402_000000382063_00370_29983_4084.N1	24-NOV-2007 17:24:02	Bright	37.500	79	26Bet Per	2.3100	13100.	75	29983	No
209	GOM_NL__2PRFIN20071124_172630_000000392063_00370_29983_4085.N1	24-NOV-2007 17:26:30	Bright	38.500	175	39Del Per	3.0100	19400.	77	29983	No
210	GOM_NL__2PRFIN20071124_172929_000000342063_00370_29983_4086.N1	24-NOV-2007 17:29:29	Bright	34.000	110	37Del Cas	2.6780	8900.0	68	29983	No
211	GOM_NL__2PRFIN20071124_173729_000000362063_00370_29983_4087.N1	24-NOV-2007 17:37:29	Bright	35.500	49	1Alp UMi	1.9900	6300.0	71	29983	No
212	GOM_NL__2PRFIN20071124_174203_000000382063_00370_29983_4088.N1	24-NOV-2007 17:42:03	Bright	37.500	60	7Bet UMi	2.0810	3950.0	75	29983	No
213	GOM_NL__2PRFIN20071124_174728_000000362063_00370_29983_4089.N1	24-NOV-2007 17:47:28	Bright	36.000	32	77Eps UMa	1.7630	11000.	72	29983	No
214	GOM_NL__2PRFIN20071124_174920_000000372063_00370_29983_4090.N1	24-NOV-2007 17:49:20	Bright	37.000	39	85Eta UMa	1.8540	24000.	74	29983	No
215	GOM_NL__2PRFIN20071124_175248_000000362063_00370_29983_4091.N1	24-NOV-2007 17:52:48	Bright	35.500	152	12Alp2CVn	2.8900	11000.	71	29983	No
216	GOM_NL__2PRFIN20071124_175801_000000342063_00370_29983_4092.N1	24-NOV-2007 17:58:01	Bright	33.500	111	8Eta Boo	2.6800	6000.0	67	29983	No
217	GOM_NL__2PRFIN20071124_180054_000000372063_00370_29983_4093.N1	24-NOV-2007 18:00:54	Bright	36.500	138	47Eps Vir	2.8280	4700.0	73	29983	No
218	GOM_NL__2PRFIN20071124_180458_000000392063_00370_29983_4094.N1	24-NOV-2007 18:04:58	Bright	38.500	121	29Gam Vir	2.7400	7200.0	77	29983	No
219	GOM_NL__2PRFIN20071124_181018_000000422063_00370_29983_4095.N1	24-NOV-2007 18:10:18	Tw_i_and_stray	41.500	100	4Gam Crv	2.5800	13100.	83	29983	No

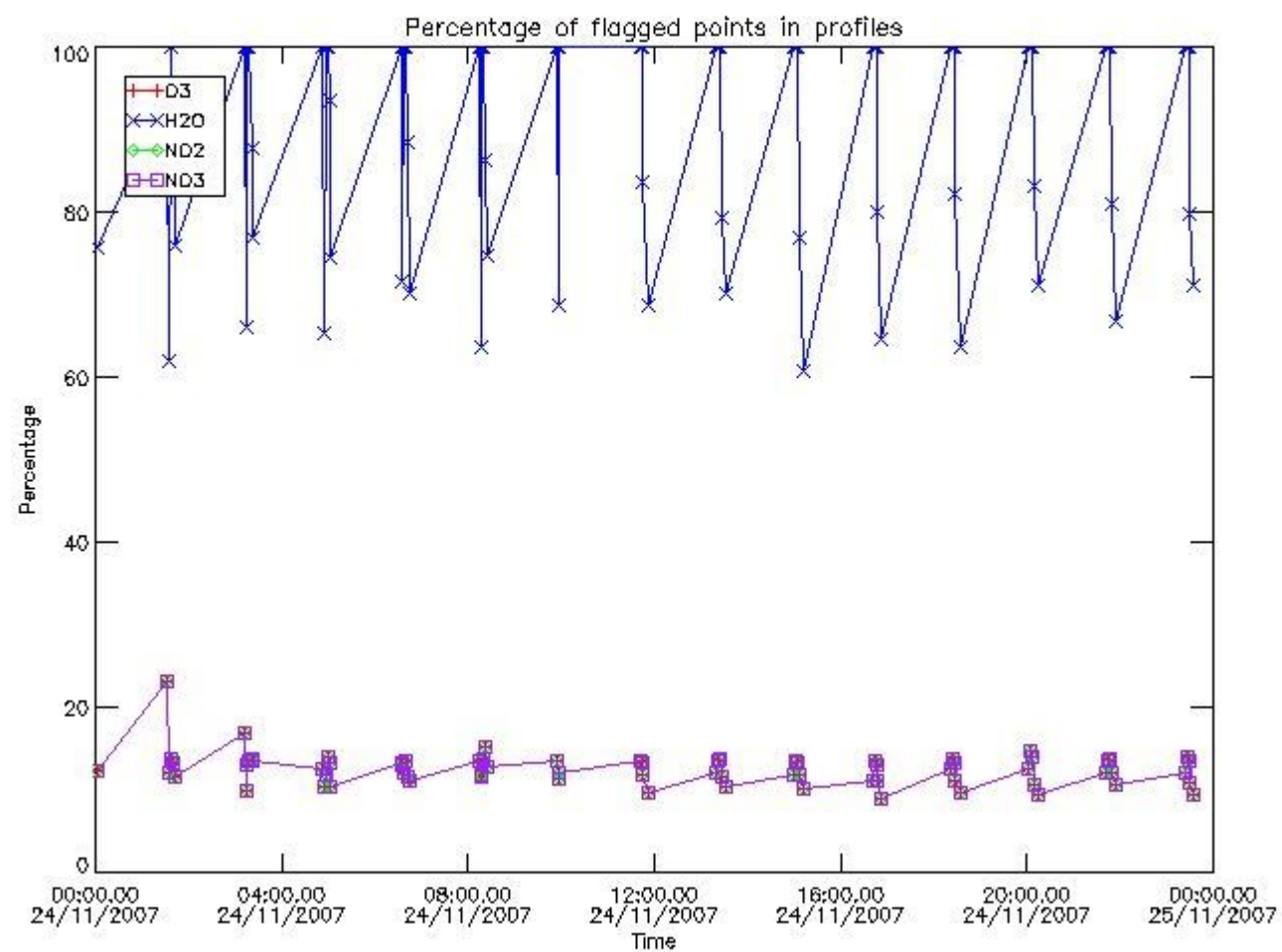
220	GOM_NL__2PRFIN20071124_181152_000000462063_00370_29983_4096.N1	24-NOV-2007 18:11:52	Twilight	46.000	171	2Eps Crv	3.0010	4250.0	92	29983	No
221	GOM_NL__2PRFIN20071124_182119_000000412063_00371_29984_4095.N1	24-NOV-2007 18:21:19	Dark	41.000	113	Mu Vel	2.6920	5000.0	82	29984	No
222	GOM_NL__2PRFIN20071124_182345_000000372063_00371_29984_4096.N1	24-NOV-2007 18:23:45	Dark	37.000	124	The Car	2.7640	30000.	74	29984	No
223	GOM_NL__2PRFIN20071124_182636_000000392063_00371_29984_4097.N1	24-NOV-2007 18:26:36	Dark	38.500	29	Bet Car	1.6720	10200.	77	29984	No
224	GOM_NL__2PRFIN20071124_182808_000000462063_00371_29984_4098.N1	24-NOV-2007 18:28:08	Dark	45.500	41	Eps Car	1.8600	4100.0	91	29984	No
225	GOM_NL__2PRFIN20071124_183337_000000532063_00371_29984_4099.N1	24-NOV-2007 18:33:37	Dark	52.500	2	Alp Car	-0.73600	7000.0	105	29984	No
226	GOM_NL__2PRFIN20071124_184833_000000482063_00371_29984_4100.N1	24-NOV-2007 18:48:33	Straylight	47.500	165	34Gam Eri	2.9500	3200.0	95	29984	No
227	GOM_NL__2PRFIN20071124_185357_000000422063_00371_29984_4101.N1	24-NOV-2007 18:53:57	Tw_i_and_stray	42.000	94	92Alp Cet	2.5260	3100.0	84	29984	No
228	GOM_NL__2PRFIN20071124_190250_000000362063_00371_29984_4102.N1	24-NOV-2007 19:02:50	Bright	35.500	173	4Bet Tri	3.0040	8900.0	71	29984	No
229	GOM_NL__2PRFIN20071124_190438_000000372063_00371_29984_4103.N1	24-NOV-2007 19:04:38	Bright	37.000	79	26Bet Per	2.3100	13100.	74	29984	No
230	GOM_NL__2PRFIN20071124_190705_000000382063_00371_29984_4104.N1	24-NOV-2007 19:07:05	Bright	37.500	175	39Del Per	3.0100	19400.	75	29984	No
231	GOM_NL__2PRFIN20071124_191005_000000332063_00371_29984_4105.N1	24-NOV-2007 19:10:05	Bright	33.000	110	37Del Cas	2.6780	8900.0	66	29984	No
232	GOM_NL__2PRFIN20071124_191805_000000362063_00371_29984_4106.N1	24-NOV-2007 19:18:05	Bright	35.500	49	1Alp UMi	1.9900	6300.0	71	29984	No
233	GOM_NL__2PRFIN20071124_192239_000000332063_00371_29984_4107.N1	24-NOV-2007 19:22:39	Bright	33.000	60	7Bet UMi	2.0810	3950.0	66	29984	No
234	GOM_NL__2PRFIN20071124_192803_000000372063_00371_29984_4108.N1	24-NOV-2007 19:28:03	Bright	37.000	32	77Eps UMa	1.7630	11000.	74	29984	No
235	GOM_NL__2PRFIN20071124_192956_000000362063_00371_29984_4109.N1	24-NOV-2007 19:29:56	Bright	36.000	39	85Eta UMa	1.8540	24000.	72	29984	No
236	GOM_NL__2PRFIN20071124_193324_000000372063_00371_29984_4110.N1	24-NOV-2007 19:33:24	Bright	37.000	152	12Alp2CVn	2.8900	11000.	74	29984	No
237	GOM_NL__2PRFIN20071124_193838_000000342063_00371_29984_4111.N1	24-NOV-2007 19:38:38	Bright	33.500	111	8Eta Boo	2.6800	6000.0	67	29984	No
238	GOM_NL__2PRFIN20071124_194130_000000372063_00371_29984_4112.N1	24-NOV-2007 19:41:30	Bright	37.000	138	47Eps Vir	2.8280	4700.0	74	29984	No
239	GOM_NL__2PRFIN20071124_194534_000000402063_00371_29984_4113.N1	24-NOV-2007 19:45:34	Bright	40.000	121	29Gam Vir	2.7400	7200.0	80	29984	No
240	GOM_NL__2PRFIN20071124_195055_000000442063_00371_29984_4114.N1	24-NOV-2007 19:50:55	Tw_i_and_stray	44.000	100	4Gam Crv	2.5800	13100.	88	29984	No
241	GOM_NL__2PRFIN20071124_195229_000000462063_00371_29984_4115.N1	24-NOV-2007 19:52:29	Twilight	46.000	171	2Eps Crv	3.0010	4250.0	92	29984	No
242	GOM_NL__2PRFIN20071124_200156_000000412063_00372_29985_4108.N1	24-NOV-2007 20:01:56	Dark	41.000	113	Mu Vel	2.6920	5000.0	82	29985	No
243	GOM_NL__2PRFIN20071124_200422_000000382063_00372_29985_4109.N1	24-NOV-2007 20:04:22	Dark	38.000	124	The Car	2.7640	30000.	76	29985	No
244	GOM_NL__2PRFIN20071124_200712_000000372063_00372_29985_4110.N1	24-NOV-2007 20:07:12	Dark	36.500	29	Bet Car	1.6720	10200.	73	29985	No
245	GOM_NL__2PRFIN20071124_200845_000000482063_00372_29985_4111.N1	24-NOV-2007 20:08:45	Dark	48.000	41	Eps Car	1.8600	4100.0	96	29985	No
246	GOM_NL__2PRFIN20071124_201413_000000592063_00372_29985_4112.N1	24-NOV-2007 20:14:13	Dark	58.500	2	Alp Car	-0.73600	7000.0	117	29985	No
247	GOM_NL__2PRFIN20071124_202909_000000472063_00372_29985_4113.N1	24-NOV-2007 20:29:09	Straylight	46.500	165	34Gam Eri	2.9500	3200.0	93	29985	No
248	GOM_NL__2PRFIN20071124_203433_000000422063_00372_29985_4114.N1	24-NOV-2007 20:34:33	Tw_i_and_stray	42.000	94	92Alp Cet	2.5260	3100.0	84	29985	No
249	GOM_NL__2PRFIN20071124_204326_000000352063_00372_29985_4115.N1	24-NOV-2007 20:43:26	Bright	35.000	173	4Bet Tri	3.0040	8900.0	70	29985	No
250	GOM_NL__2PRFIN20071124_204514_000000372063_00372_29985_4116.N1	24-NOV-2007 20:45:14	Bright	36.500	79	26Bet Per	2.3100	13100.	73	29985	No
251	GOM_NL__2PRFIN20071124_204741_000000382063_00372_29985_4117.N1	24-NOV-2007 20:47:41	Bright	38.000	175	39Del Per	3.0100	19400.	76	29985	No
252	GOM_NL__2PRFIN20071124_205041_000000362063_00372_29985_4118.N1	24-NOV-2007 20:50:41	Bright	35.500	110	37Del Cas	2.6780	8900.0	71	29985	No
253	GOM_NL__2PRFIN20071124_205841_000000372063_00372_29985_4119.N1	24-NOV-2007 20:58:41	Bright	36.500	49	1Alp UMi	1.9900	6300.0	73	29985	No
254	GOM_NL__2PRFIN20071124_210315_000000342063_00372_29985_4120.N1	24-NOV-2007 21:03:15	Bright	34.000	60	7Bet UMi	2.0810	3950.0	68	29985	No
255	GOM_NL__2PRFIN20071124_210839_000000392063_00372_29985_4121.N1	24-NOV-2007 21:08:39	Bright	39.000	32	77Eps UMa	1.7630	11000.	78	29985	No
256	GOM_NL__2PRFIN20071124_211032_000000372063_00372_29985_4122.N1	24-NOV-2007 21:10:32	Bright	36.500	39	85Eta UMa	1.8540	24000.	73	29985	No
257	GOM_NL__2PRFIN20071124_211400_000000382063_00372_29985_4123.N1	24-NOV-2007 21:14:00	Bright	37.500	152	12Alp2CVn	2.8900	11000.	75	29985	No
258	GOM_NL__2PRFIN20071124_211914_000000342063_00372_29985_4124.N1	24-NOV-2007 21:19:14	Bright	33.500	111	8Eta Boo	2.6800	6000.0	67	29985	No
259	GOM_NL__2PRFIN20071124_212206_000000412063_00372_29985_4125.N1	24-NOV-2007 21:22:06	Bright	40.500	138	47Eps Vir	2.8280	4700.0	81	29985	No
260	GOM_NL__2PRFIN20071124_212610_000000572063_00372_29985_4126.N1	24-NOV-2007 21:26:10	Bright	56.500	121	29Gam Vir	2.7400	7200.0	113	29985	No
261	GOM_NL__2PRFIN20071124_213131_000000422063_00372_29985_4127.N1	24-NOV-2007 21:31:31	Tw_i_and_stray	41.500	100	4Gam Crv	2.5800	13100.	83	29985	No
262	GOM_NL__2PRFIN20071124_213305_000000432063_00372_29985_4128.N1	24-NOV-2007 21:33:05	Twilight	43.000	171	2Eps Crv	3.0010	4250.0	86	29985	No
263	GOM_NL__2PRFIN20071124_214232_000000422063_00373_29986_4122.N1	24-NOV-2007 21:42:32	Dark	42.000	113	Mu Vel	2.6920	5000.0	84	29986	No
264	GOM_NL__2PRFIN20071124_214458_000000382063_00373_29986_4123.N1	24-NOV-2007 21:44:58	Dark	37.500	124	The Car	2.7640	30000.	75	29986	No
265	GOM_NL__2PRFIN20071124_214749_000000372063_00373_29986_4124.N1	24-NOV-2007 21:47:49	Dark	37.000	29	Bet Car	1.6720	10200.	74	29986	No
266	GOM_NL__2PRFIN20071124_214921_000000432063_00373_29986_4125.N1	24-NOV-2007 21:49:21	Dark	42.500	41	Eps Car	1.8600	4100.0	85	29986	No
267	GOM_NL__2PRFIN20071124_215450_000000492063_00373_29986_4126.N1	24-NOV-2007 21:54:50	Dark	48.500	2	Alp Car	-0.73600	7000.0	97	29986	No
268	GOM_NL__2PRFIN20071124_220945_000000452063_00373_29986_4127.N1	24-NOV-2007 22:09:45	Straylight	44.500	165	34Gam Eri	2.9500	3200.0	89	29986	No
269	GOM_NL__2PRFIN20071124_221509_000000452063_00373_29986_4128.N1	24-NOV-2007 22:15:09	Tw_i_and_stray	45.000	94	92Alp Cet	2.5260	3100.0	90	29986	No
270	GOM_NL__2PRFIN20071124_222402_000000352063_00373_29986_4129.N1	24-NOV-2007 22:24:02	Bright	34.500	173	4Bet Tri	3.0040	8900.0	69	29986	No
271	GOM_NL__2PRFIN20071124_222550_000000382063_00373_29986_4130.N1	24-NOV-2007 22:25:50	Bright	37.500	79	26Bet Per	2.3100	13100.	75	29986	No
272	GOM_NL__2PRFIN20071124_222816_000000372063_00373_29986_4131.N1	24-NOV-2007 22:28:16	Bright	37.000	175	39Del Per	3.0100	19400.	74	29986	No
273	GOM_NL__2PRFIN20071124_223117_000000352063_00373_29986_4132.N1	24-NOV-2007 22:31:17	Bright	35.000	110	37Del Cas	2.6780	8900.0	70	29986	No
274	GOM_NL__2PRFIN20071124_223917_000000352063_00373_29986_4133.N1	24-NOV-2007 22:39:17	Bright	34.500	49	1Alp UMi	1.9900	6300.0	69	29986	No
275	GOM_NL__2PRFIN20071124_224351_000000332063_00373_29986_4134.N1	24-NOV-2007 22:43:51	Bright	32.500	60	7Bet UMi	2.0810	3950.0	65	29986	No
276	GOM_NL__2PRFIN20071124_224915_000000392063_00373_29986_4135.N1	24-NOV-2007 22:49:15	Bright	38.500	32	77Eps UMa	1.7630	11000.	77	29986	No
277	GOM_NL__2PRFIN20071124_225108_000000372063_00373_29986_4136.N1	24-NOV-2007 22:51:08	Bright	36.500	39	85Eta UMa	1.8540	24000.	73	29986	No
278	GOM_NL__2PRFIN20071124_225436_000000372063_00373_29986_4137.N1	24-NOV-2007 22:54:36	Bright	36.500	152	12Alp2CVn	2.8900	11000.	73	29986	No

279	GOM_NL__2PRFIN20071124_225950_000000342063_00373_29986_4138.N1	24-NOV-2007 22:59:50	Bright	33.500	111	8Eta Boo	2.6800	6000.0	67	29986	No
280	GOM_NL__2PRFIN20071124_230242_000000362063_00373_29986_4139.N1	24-NOV-2007 23:02:42	Bright	36.000	138	47Eps Vir	2.8280	4700.0	72	29986	No
281	GOM_NL__2PRFIN20071124_230646_000000392063_00373_29986_4140.N1	24-NOV-2007 23:06:46	Bright	38.500	121	29Gam Vir	2.7400	7200.0	77	29986	No
282	GOM_NL__2PRFIN20071124_231208_000000402063_00373_29986_4141.N1	24-NOV-2007 23:12:08	Twilight	40.000	100	4Gam Crv	2.5800	13100.	80	29986	No
283	GOM_NL__2PRFIN20071124_231342_000000442063_00373_29986_4142.N1	24-NOV-2007 23:13:42	Twilight	44.000	171	2Eps Crv	3.0010	4250.0	88	29986	No
284	GOM_NL__2PRFIN20071124_232309_000000422063_00374_29987_4156.N1	24-NOV-2007 23:23:09	Dark	42.000	113	Mu Vel	2.6920	5000.0	84	29987	No
285	GOM_NL__2PRFIN20071124_232534_000000372063_00374_29987_4157.N1	24-NOV-2007 23:25:34	Dark	36.500	124	The Car	2.7640	30000.	73	29987	No
286	GOM_NL__2PRFIN20071124_232825_000000382063_00374_29987_4158.N1	24-NOV-2007 23:28:25	Dark	37.500	29	Bet Car	1.6720	10200.	75	29987	No
287	GOM_NL__2PRFIN20071124_232958_000000482063_00374_29987_4159.N1	24-NOV-2007 23:29:58	Dark	47.500	41	Eps Car	1.8600	4100.0	95	29987	No
288	GOM_NL__2PRFIN20071124_233526_000000592063_00374_29987_4160.N1	24-NOV-2007 23:35:26	Dark	59.000	2	Alp Car	-0.73600	7000.0	118	29987	No
289	GOM_NL__2PRFIN20071124_235020_000000472063_00374_29987_4161.N1	24-NOV-2007 23:50:20	Straylight	47.000	165	34Gam Eri	2.9500	3200.0	94	29987	No
290	GOM_NL__2PRFIN20071124_235545_000000452063_00374_29987_4162.N1	24-NOV-2007 23:55:45	Twilight	44.500	94	92Alp Cet	2.5260	3100.0	89	29987	No

### 3. Quality information per product

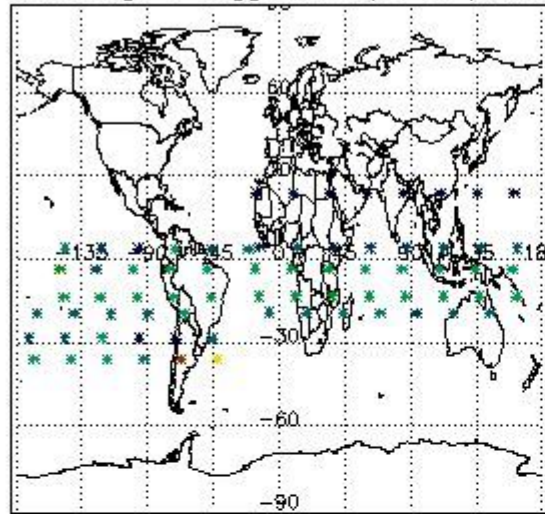
In this section it is plotted some information contained in the Quality Summary data set of the level 2 products. Only products in dark limb conditions and without errors (error flag in the MPH set to "0") are used.

#### 3.1 Plot quality information per product (time dependant)

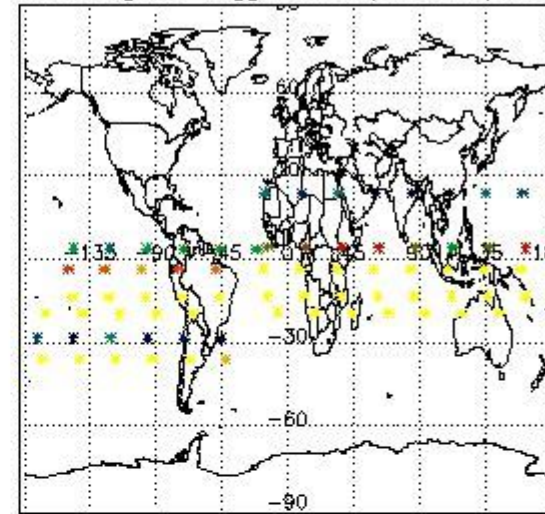


#### 3.2 Plot quality information per product (world map)

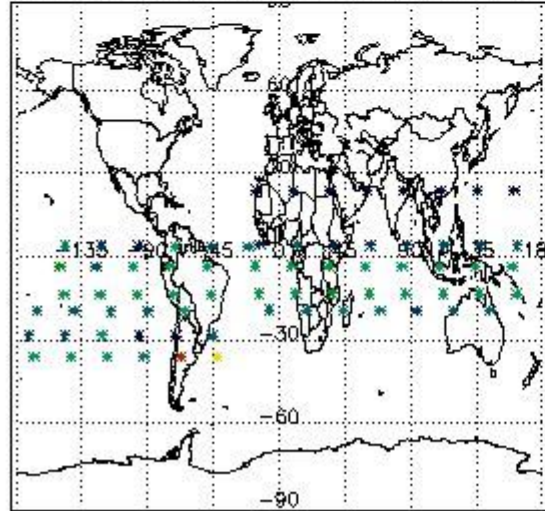
Percentage of flagged data per O3 profile



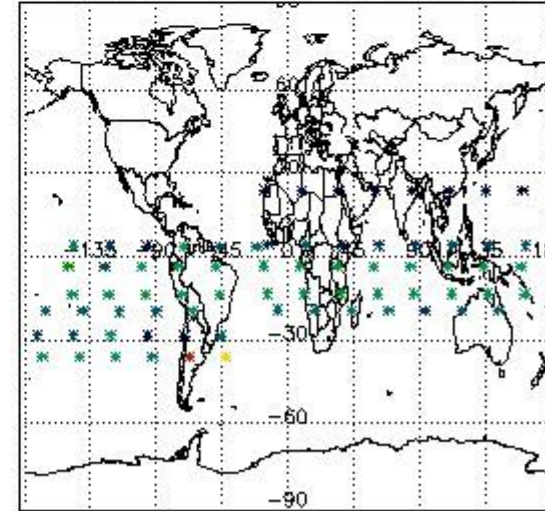
Percentage of flagged data per H2O profile



Percentage of flagged data per NO2 profile



Percentage of flagged data per NO3 profile



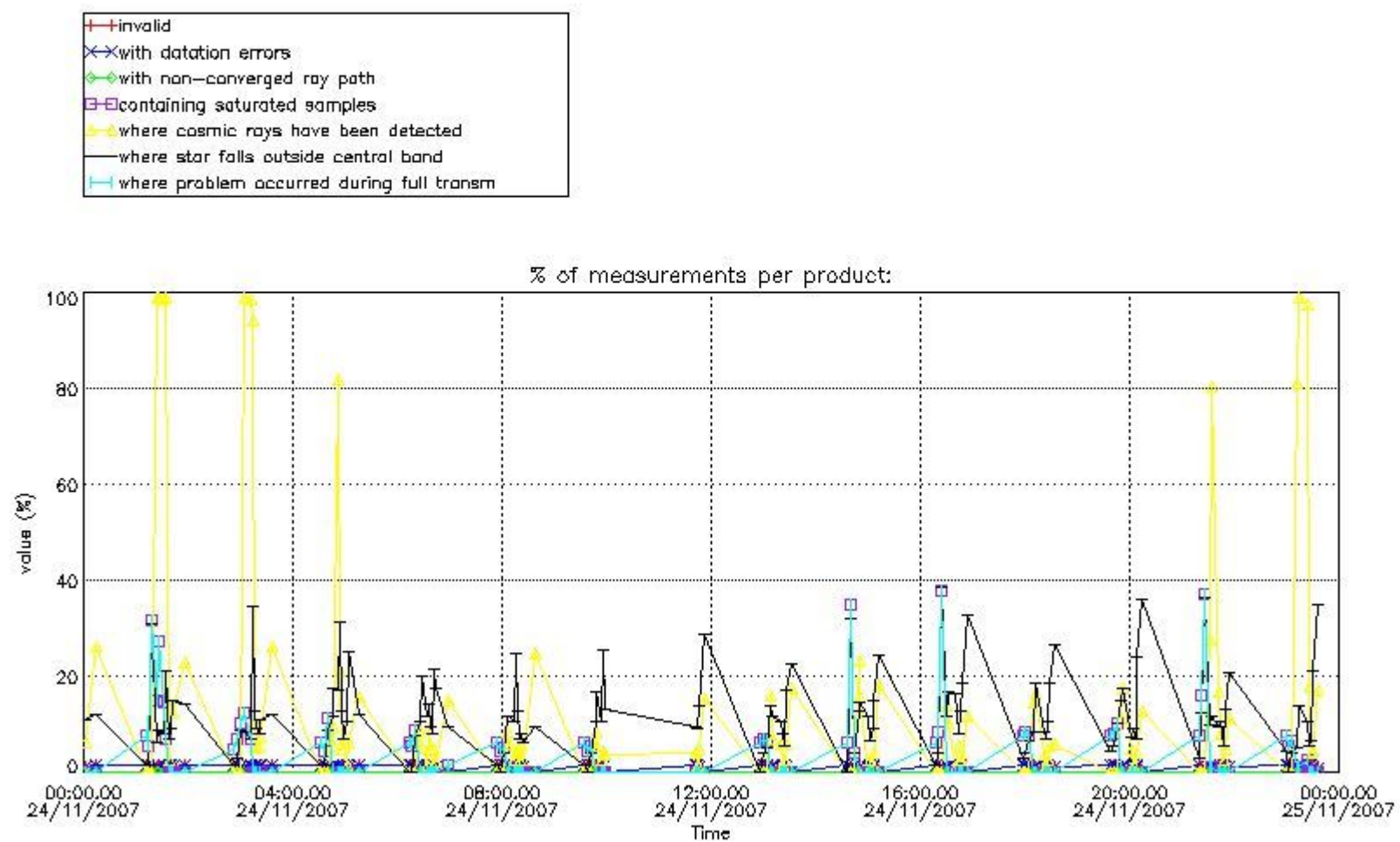
#### 4. Level 1 quality information per product

In this section it is plotted some information contained in the Quality Summary data set of the level 2 products that comes from the level 1b processing. Products without errors (error flag in the MPH set to "0") are used.

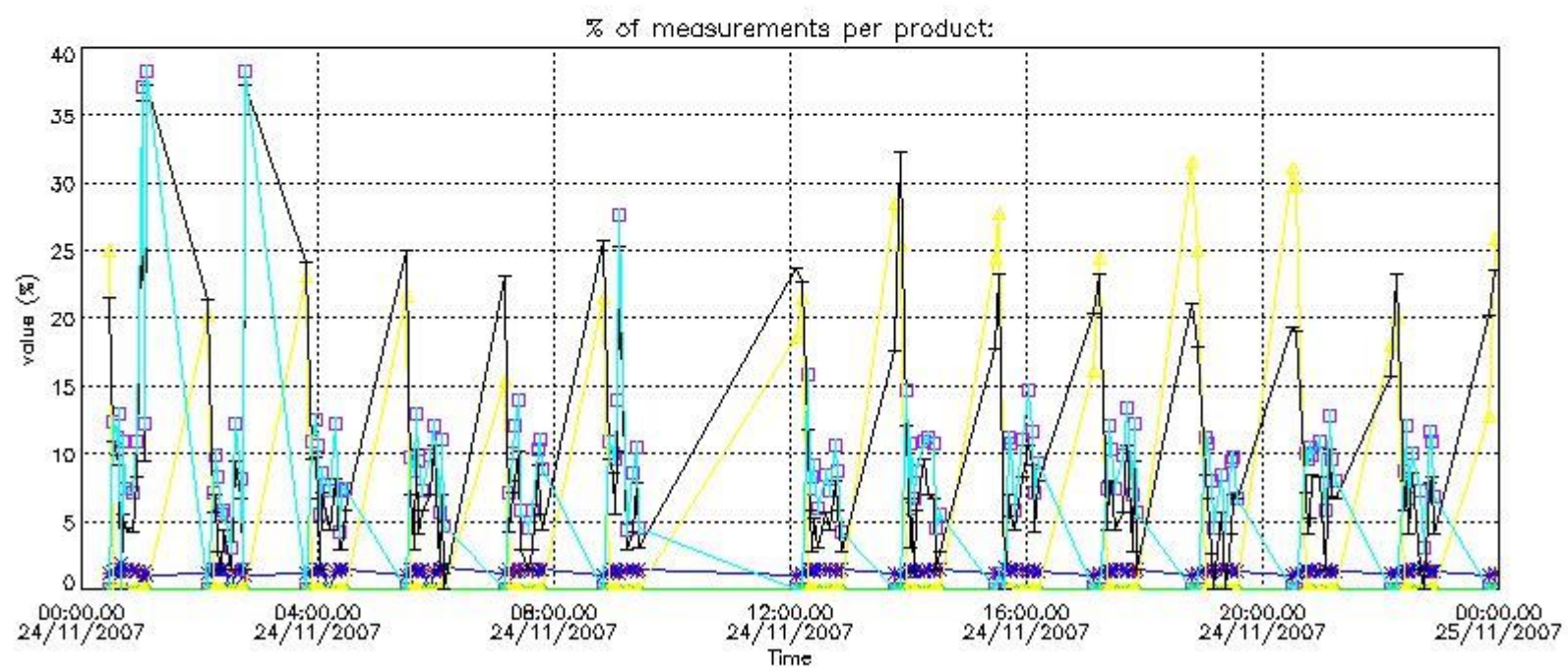
##### 4.1 Plot quality information per product (time dependant) coming from level 1b processing

###### 4.1.1 Plot level 1 quality information per product (time dependant): ENVISAT ASCENDING passes





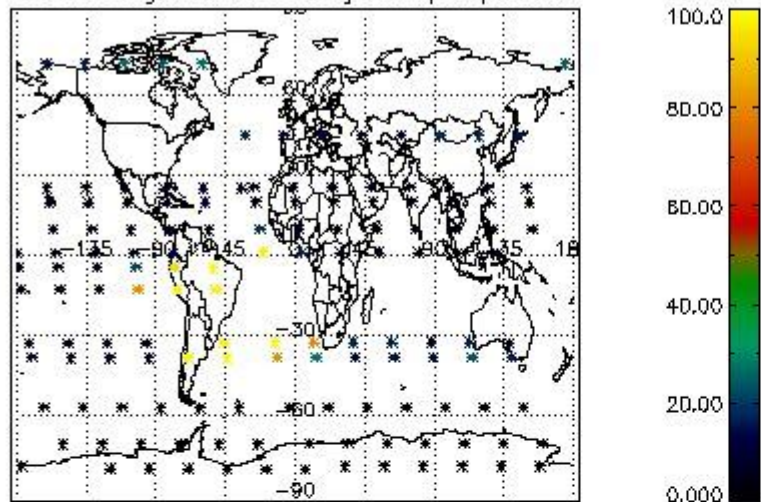
4.1.2 Plot level 1 quality information per product (time dependant): ENVI SAT DESCENDING passes



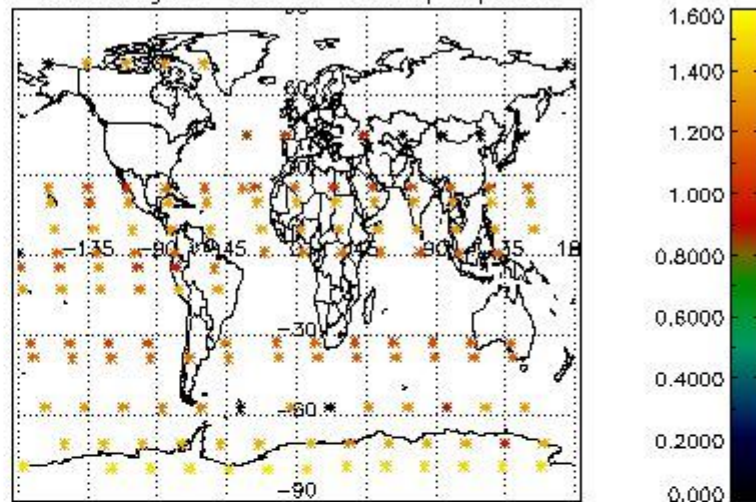
#### 4.2 Plot quality information per product coming from level 1b processing (world map)

##### 4.2.1 Plot level 1 quality information per product (world map): ENVISAT ASCENDING passes

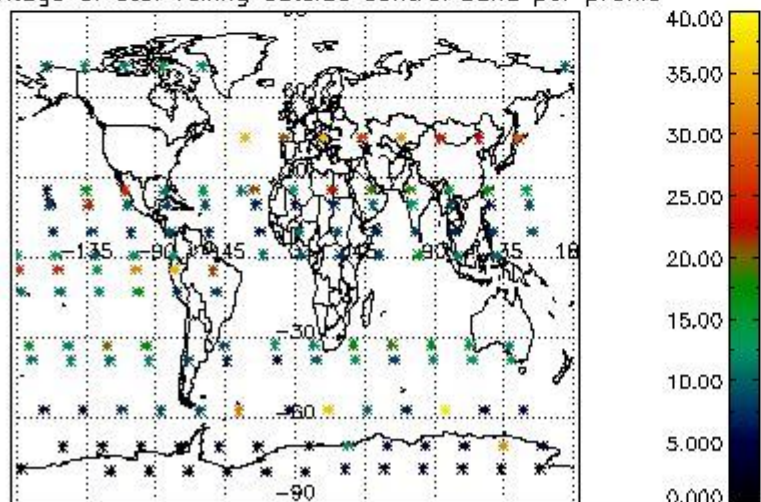
Percentage of cosmic ray hits per profile



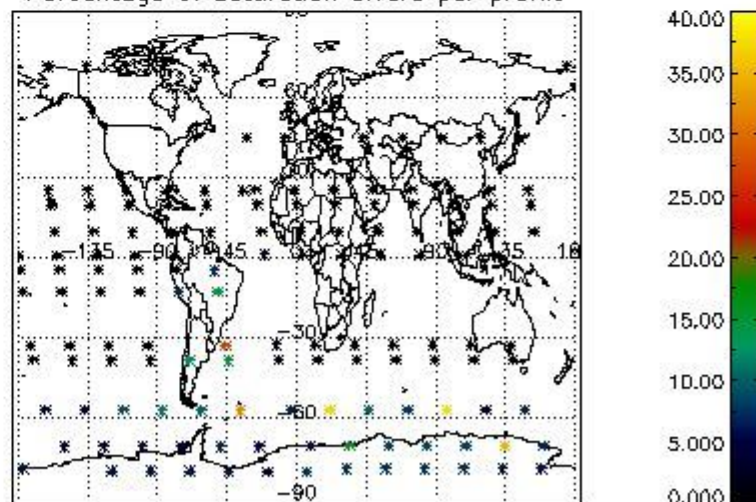
Percentage of datation errors per profile



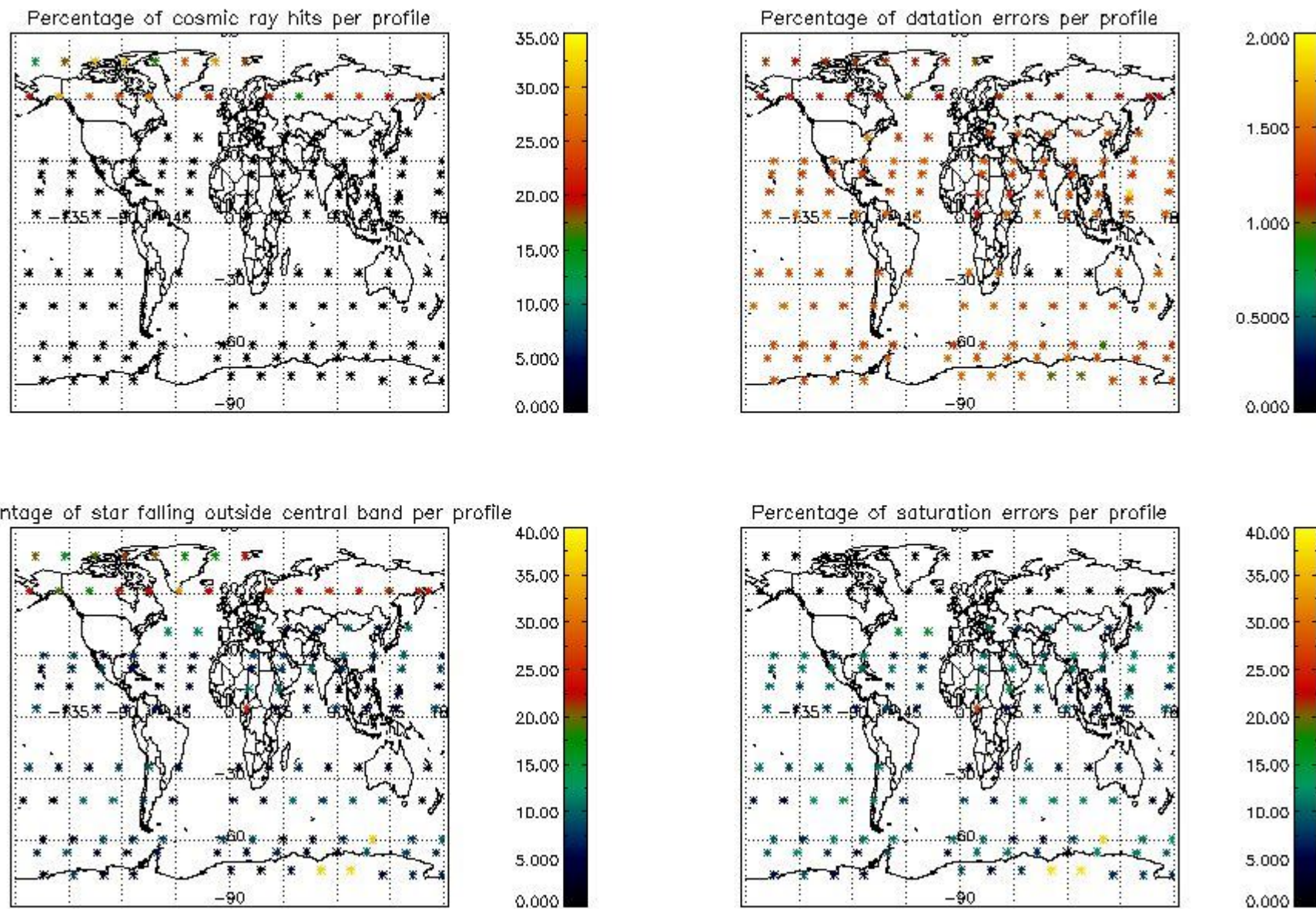
Percentage of star falling outside central band per profile



Percentage of saturation errors per profile



4.2.2 Plot level 1 quality information per product (world map): ENVISAT DESCENDING passes



## 5. Trace gas profiles

### 5.1 Ozone statistics based on quality of products

The final quality of the products can be "measured" using the STD (Standard Deviation) attached to every point profile. This information is written to the parameter GOM\_NL\_\_2P/NL\_LOCAL\_SPECIES\_DENSITY/o3\_std of the level 2 products. The table below shows the statistics for given STD ranges.

The statistics are given with respect to the overall valid production:

- Products without fatal errors: GOM\_NL\_\_2P/MPH/PRODUCT\_ERR=0
- Valid point profile: GOM\_NL\_\_2P/NL\_LOCAL\_SPECIES\_DENSITY/pcd(0)=0

The 'Criteria' is applied to valid points of dark limb products:

- Products in dark limb illumination condition: GOM\_NL\_\_2P/NL\_SUMMARY\_QUALITY/obs\_ill\_cond=0
- Products without fatal errors: GOM\_NL\_\_2P/MPH/PRODUCT\_ERR=0
- Valid point profile: GOM\_NL\_\_2P/NL\_LOCAL\_SPECIES\_DENSITY/pcd(0)=0

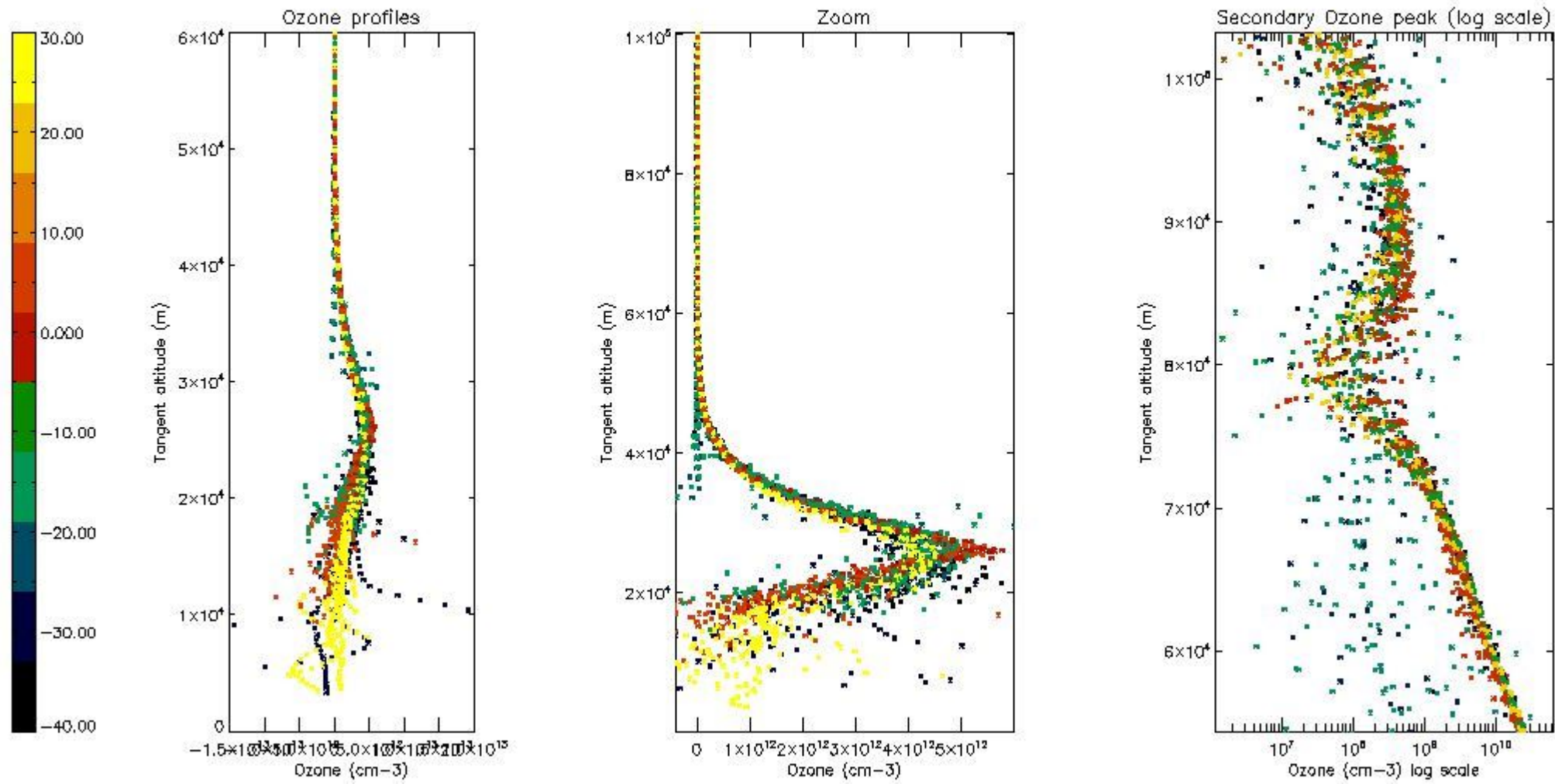
So, the table below shows the percentage of dark limb and valid observations for each criteria with respect to the overall valid daily observations.

Criteria	% of total production
All STD	28
STD < 20	15

STD < 10	11
STD < 5	6

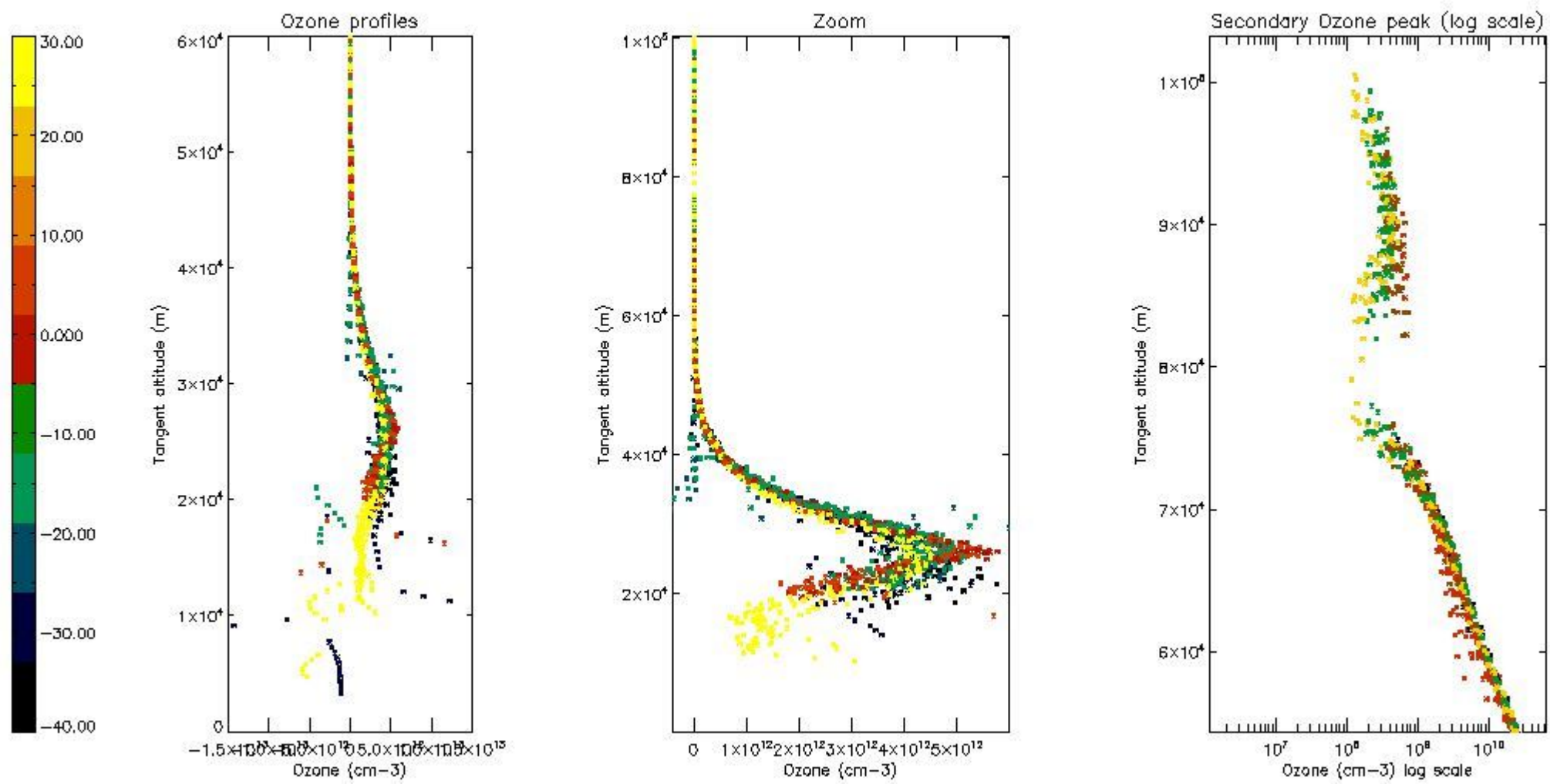
5.2 Plot ozone profiles for all STD (dark without errors)

The colorbar represents the latitude.



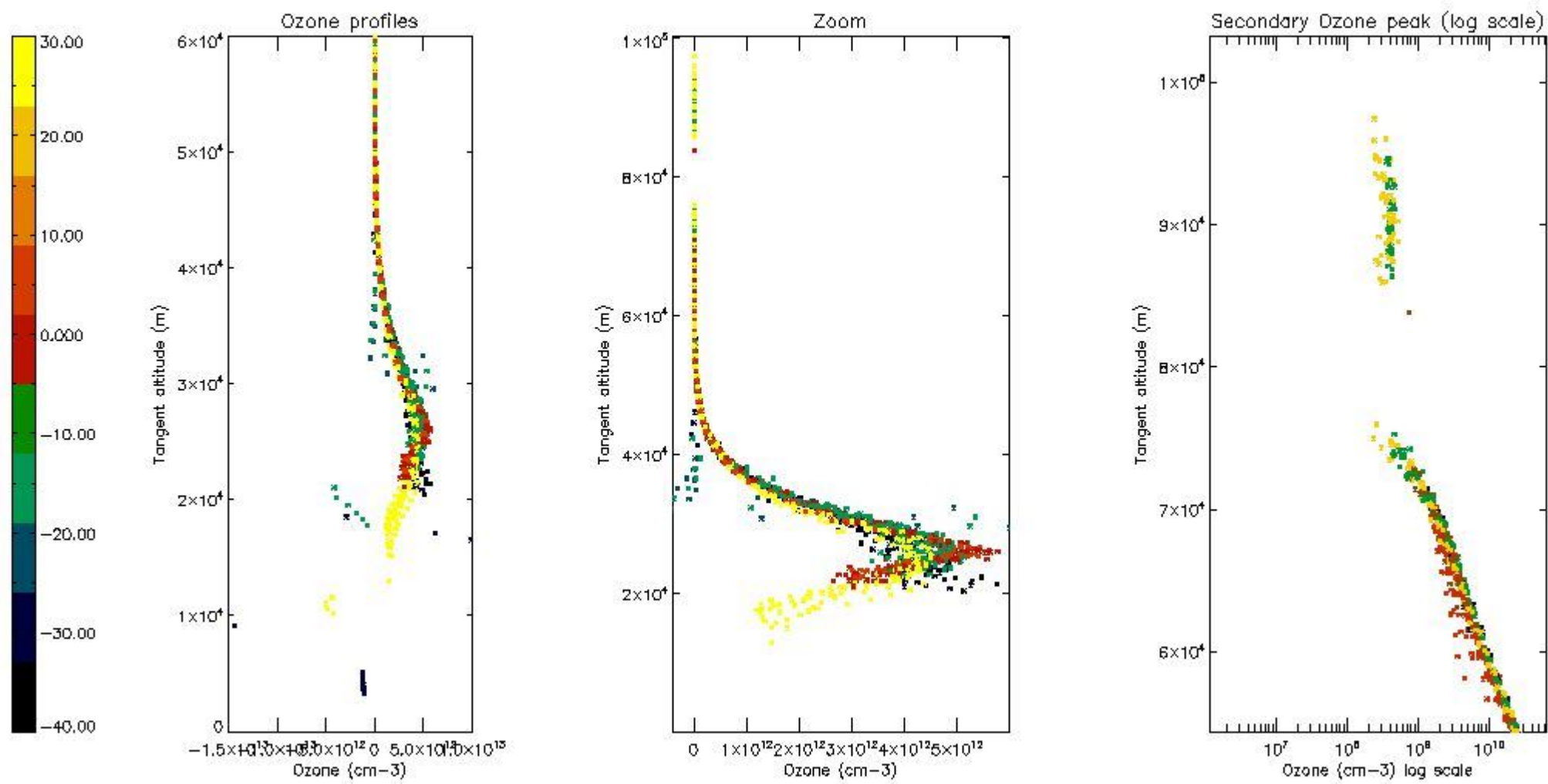
5.3 Plot ozone profiles where STD < 20% (dark without errors)

The colorbar represents the latitude.



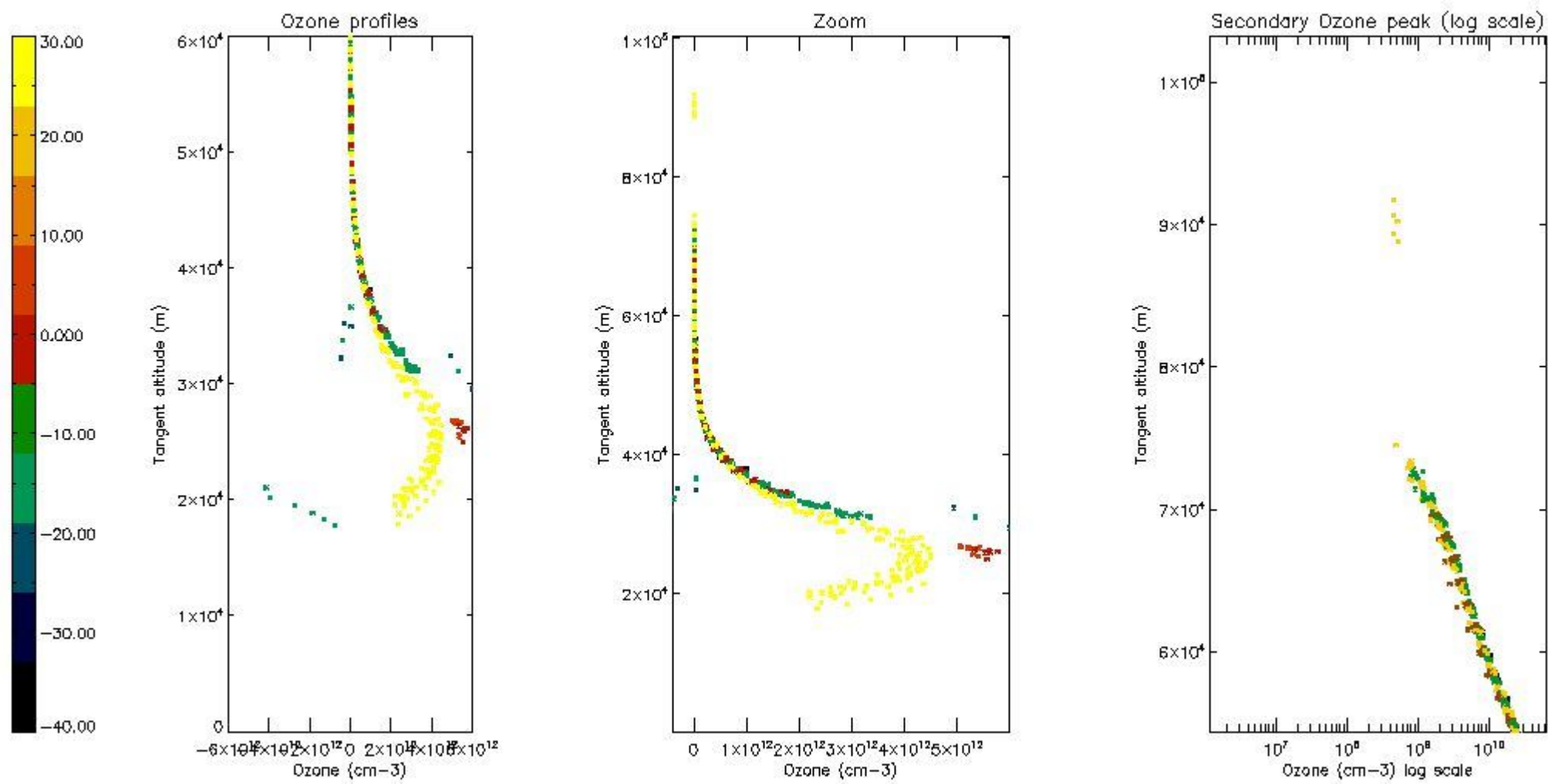
*5.4 Plot ozone profiles where STD < 10% (dark without errors)*

The colorbar represents the latitude.



*5.5 Plot ozone profiles where STD < 5% (dark without errors)*

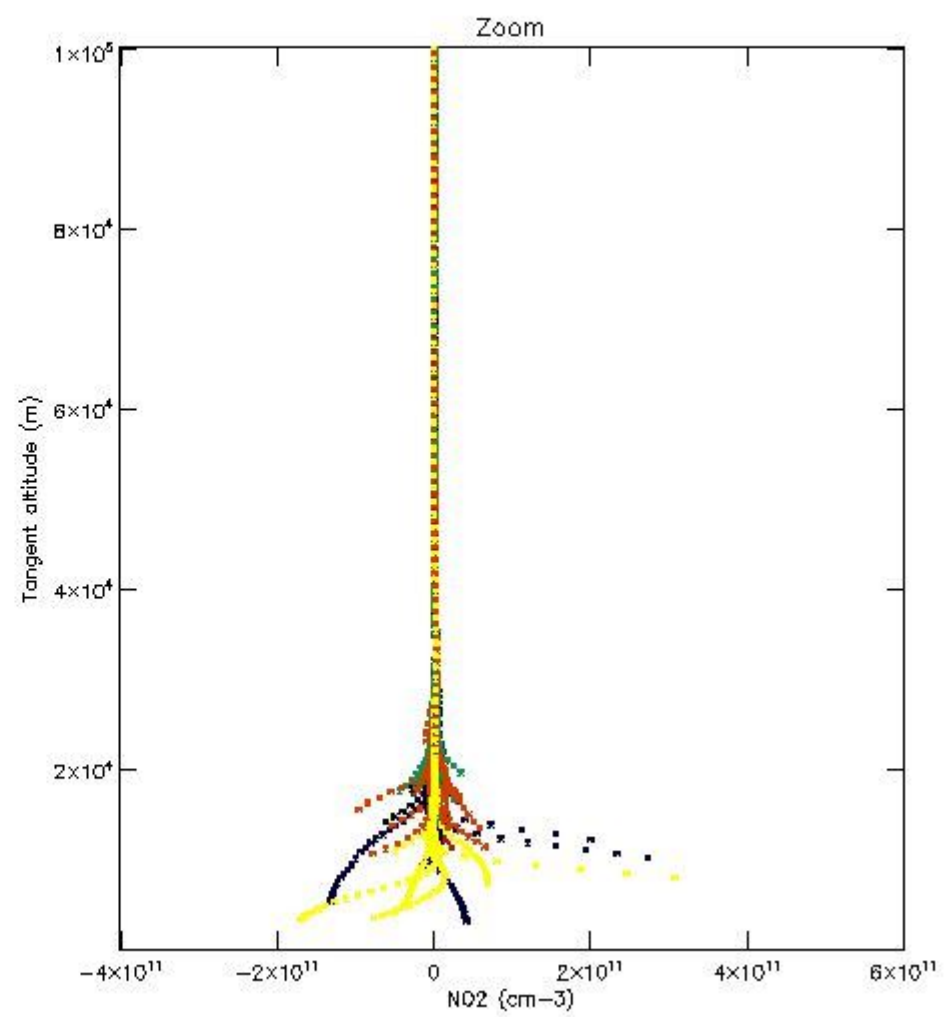
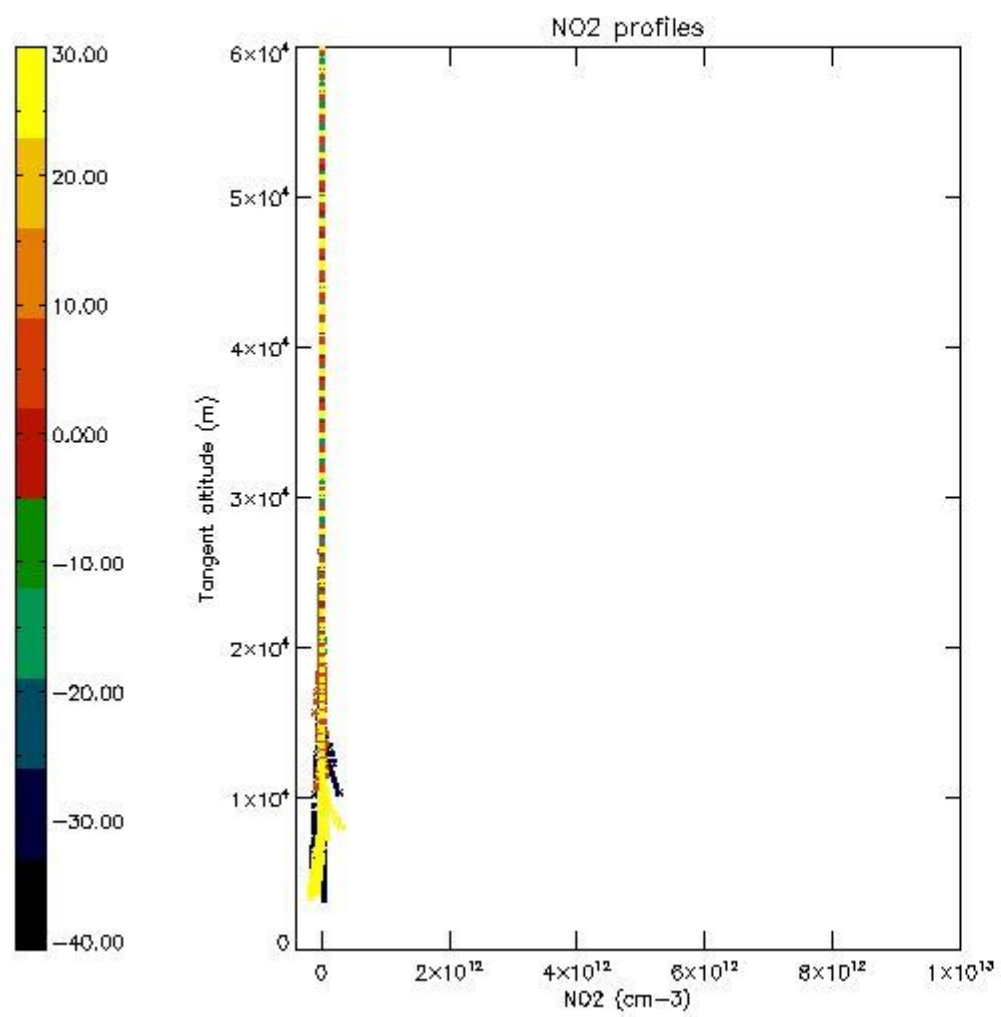
The colorbar represents the latitude.



*5.6 Plot NO<sub>2</sub> profiles for all STD (dark without errors)*

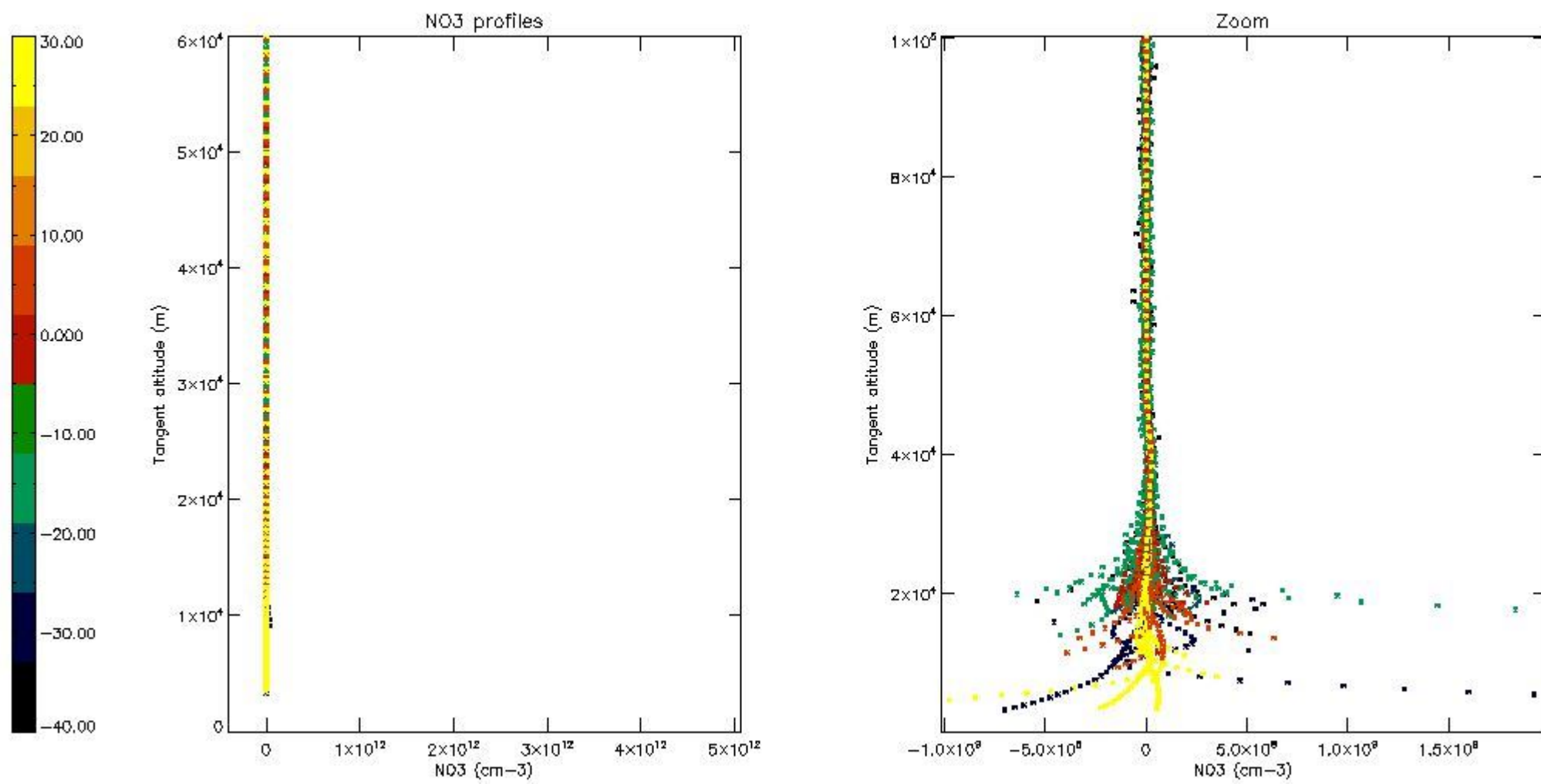
The colorbar represents the latitude.





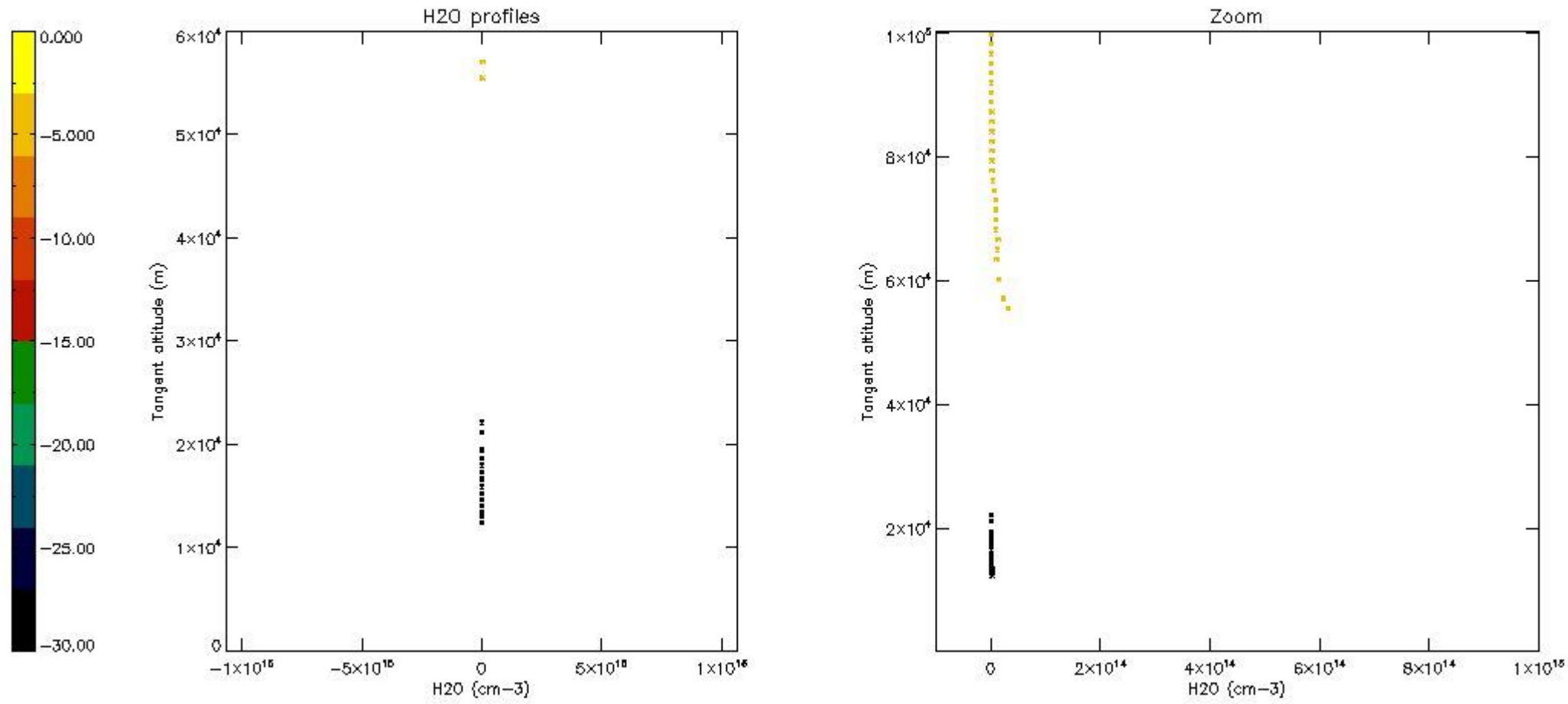
*5.7 Plot NO3 profiles for all STD (dark without errors)*

The colorbar represents the latitude.



5.8 Plot H2O profiles for all STD (only for occultations of stars 1,2,3,4,13,14,16,26,63 dark without errors)

The colorbar represents the latitude.



## 6. Auxiliary Data Files used for the production reported in section 2

The number reported in the third column indicates since which file (see list in section 2) the corresponding auxiliary file has been used. The fourth column is the date of those product files.

Type	Auxiliary Filename	Used since product	Used since product date
INST_PHYS_CHARACTERISTICS	GOM_INS_AXVIEC20091111_143220_20030716_120000_20500101_000000	1	24-NOV-2007 00:01:26
LEVEL-2_PROC_CONFIG	GOM_PR2_AXVIEC20091111_152718_20020301_000000_20500101_000000	1	24-NOV-2007 00:01:26
CROSS_SECTIONS_FILE	GOM_CRS_AXVIEC20091111_154832_20020301_000000_20500101_000000	1	24-NOV-2007 00:01:26

# GOMOS Level 2 Daily Report

## SUMMARY

### [1. General Info](#)

### [2. Summary of processed GOM\\_NL\\_2P products](#)

### [3. Level 2 Quality information per product](#)

#### [3.1 Plot of level 2 quality information per product \(time dependant\)](#)

#### [3.2 Plot of level 2 quality information per product \(world map\)](#)

### [4. Level 1 Quality information per product \(stored on level 2 products\)](#)

#### [4.1 Plot of level 1 quality information per product \(time dependant\)](#)

##### [4.1.1 Plot of level 1 quality information per product \(time dependant\): ASCENDING](#)

##### [4.1.2 Plot of level 1 quality information per product \(time dependant\): DESCENDING](#)

#### [4.2 Plot of level 1 quality information per product \(world map\)](#)

##### [4.2.1 Plot of level 1 quality information per product \(world map\): ASCENDING](#)

##### [4.2.2 Plot of level 1 quality information per product \(world map\): DESCENDING](#)

### [5. Ozone profiles based on quality statistics and other trace gas profiles](#)

#### [5.1 Ozone statistics based on quality of products](#)

#### [5.2 Plot ozone profiles for all STD \(dark without errors\)](#)

#### [5.3 Plot ozone profiles where STD < 20% \(dark without errors\)](#)

#### [5.4. Plot ozone profiles where STD < 10% \(dark without errors\)](#)

#### [5.5. Plot ozone profiles where STD < 5% \(dark without errors\)](#)

#### [5.6 Plot NO2 profiles for all STD \(dark without errors\)](#)

#### [5.7 Plot NO3 profiles for all STD \(dark without errors\)](#)

#### [5.8 Plot H2O profiles \(only for occultations of stars 1,2,3,4,13,14,16,26,63 dark without errors\) for all STD](#)

### [6. Auxiliary Data Files used for the production reported in section 2](#)

This report presents the daily analysis on parameters extracted from GOMOS level 2 data (GOM\_NL\_\_2P). It is intended to monitor some important parameters that will impact the quality of these products. A list of level 2 products (and content) that have arrived during the reporting day to the PCF is also given.

Item	Value
Time of report generation	23APR2013 12:06:04
Data source version	GOMOS/6.01
Start time of products	24-11-2007 (24NOV2007 00:00:00)
Stop time of products	25-11-2007 (25NOV2007 00:00:00)
Store outputs in DB	Yes
Nb of level 2 prods	290
Nb of prods with errors	1

## 2. Summary of processed GOM\_NL\_\_2P products.

Nr	Filename	UTC Start time	Limb	Duration	Star Id	Star Name	Star Mag	Star Temp	Nb Meas	Orbit	Prod. error
1	GOM_NL__2PRFIN20071124_000126_000000422063_00360_29973_3916.N1	24-NOV-2007 00:01:26	Dark	41.500	41	Eps Car	1.8600	4100.0	83	29973	No
2	GOM_NL__2PRFIN20071124_001452_000000382063_00360_29973_3917.N1	24-NOV-2007 00:14:52	Straylight	38.000	157	The1Eri	2.9060	9300.0	76	29973	No
3	GOM_NL__2PRFIN20071124_002721_000000442063_00360_29973_3918.N1	24-NOV-2007 00:27:21	Twilight	44.000	94	92Alp Cet	2.5260	3100.0	88	29973	No
4	GOM_NL__2PRFIN20071124_003226_000000372063_00360_29973_3919.N1	24-NOV-2007 00:32:26	Bright	36.500	105	6Bet Ari	2.6450	8900.0	73	29973	No
5	GOM_NL__2PRFIN20071124_003614_000000362063_00360_29973_3920.N1	24-NOV-2007 00:36:14	Bright	35.500	173	4Bet Tri	3.0040	8900.0	71	29973	No
6	GOM_NL__2PRFIN20071124_003805_000000392063_00360_29973_3921.N1	24-NOV-2007 00:38:05	Bright	38.500	79	26Bet Per	2.3100	13100.0	77	29973	No
7	GOM_NL__2PRFIN20071124_004050_000000272063_00360_29973_3922.N1	24-NOV-2007 00:40:50	Bright	27.000	35	33Alp Per	1.7950	6250.0	54	29973	No
8	GOM_NL__2PRFIN20071124_004138_000000372063_00360_29973_3923.N1	24-NOV-2007 00:41:38	Bright	36.500	160	23Gam Per	2.9300	4700.0	73	29973	No
9	GOM_NL__2PRFIN20071124_004328_000000342063_00360_29973_3924.N1	24-NOV-2007 00:43:28	Bright	33.500	110	37Del Cas	2.6780	8900.0	67	29973	No
10	GOM_NL__2PRFIN20071124_005130_000000352063_00360_29973_3925.N1	24-NOV-2007 00:51:30	Bright	35.000	49	1Alp UMi	1.9900	6300.0	70	29973	No
11	GOM_NL__2PRFIN20071124_005603_000000372063_00360_29973_3926.N1	24-NOV-2007 00:56:03	Bright	36.500	60	7Bet UMi	2.0810	3950.0	73	29973	No
12	GOM_NL__2PRFIN20071124_010129_000000542063_00360_29973_3927.N1	24-NOV-2007 01:01:29	Bright	54.000	32	77Eps UMa	1.7630	11000.0	108	29973	No
13	GOM_NL__2PRFIN20071124_010320_000000372063_00360_29973_3928.N1	24-NOV-2007 01:03:20	Bright	37.000	39	85Eta UMa	1.8540	24000.0	74	29973	No
14	GOM_NL__2PRFIN20071124_010604_000000512063_00360_29973_3929.N1	24-NOV-2007 01:06:04	Bright	51.000	180	27Gam Boo	3.0400	8000.0	102	29973	No
15	GOM_NL__2PRFIN20071124_011133_000000332063_00360_29973_3930.N1	24-NOV-2007 01:11:33	Bright	33.000	3	16Alp Boo	-0.050000	4250.0	66	29973	No
16	GOM_NL__2PRFIN20071124_011452_000000362063_00360_29973_3931.N1	24-NOV-2007 01:14:52	Bright	36.000	138	47Eps Vir	2.8280	4700.0	72	29973	No
17	GOM_NL__2PRFIN20071124_011854_000000522063_00360_29973_3932.N1	24-NOV-2007 01:18:54	Bright	52.000	121	29Gam Vir	2.7400	7200.0	104	29973	No
18	GOM_NL__2PRFIN20071124_012413_000000412063_00360_29973_3933.N1	24-NOV-2007 01:24:13	Twilight	40.500	100	4Gam Crv	2.5800	13100.0	81	29973	No
19	GOM_NL__2PRFIN20071124_012546_000000412063_00360_29973_3934.N1	24-NOV-2007 01:25:46	Twilight	40.500	171	2Eps Crv	3.0010	4250.0	81	29973	No
20	GOM_NL__2PRFIN20071124_013130_000000382063_00360_29973_3935.N1	24-NOV-2007 01:31:30	Dark	37.500	64	Gam Cen	2.2000	10600.0	75	29973	No
21	GOM_NL__2PRFIN20071124_013344_000000432063_00360_29973_3936.N1	24-NOV-2007 01:33:44	Dark	42.500	26	Gam Cru	1.6240	2900.0	85	29973	No
22	GOM_NL__2PRFIN20071124_013742_000000372063_00361_29974_3935.N1	24-NOV-2007 01:37:42	Dark	37.000	124	The Car	2.7640	30000.0	74	29974	No
23	GOM_NL__2PRFIN20071124_014033_000000392063_00361_29974_3936.N1	24-NOV-2007 01:40:33	Dark	38.500	29	Bet Car	1.6720	10200.0	77	29974	No
24	GOM_NL__2PRFIN20071124_014202_000000442063_00361_29974_3937.N1	24-NOV-2007 01:42:02	Dark	44.000	41	Eps Car	1.8600	4100.0	88	29974	No
25	GOM_NL__2PRFIN20071124_015529_000000392063_00361_29974_3938.N1	24-NOV-2007 01:55:29	Straylight	39.000	157	The1Eri	2.9060	9300.0	78	29974	No
26	GOM_NL__2PRFIN20071124_020757_000000452063_00361_29974_3939.N1	24-NOV-2007 02:07:57	Twilight	44.500	94	92Alp Cet	2.5260	3100.0	89	29974	No
27	GOM_NL__2PRFIN20071124_021302_000000352063_00361_29974_3940.N1	24-NOV-2007 02:13:02	Bright	35.000	105	6Bet Ari	2.6450	8900.0	70	29974	No
28	GOM_NL__2PRFIN20071124_021650_000000362063_00361_29974_3941.N1	24-NOV-2007 02:16:50	Bright	35.500	173	4Bet Tri	3.0040	8900.0	71	29974	No
29	GOM_NL__2PRFIN20071124_021841_000000362063_00361_29974_3942.N1	24-NOV-2007 02:18:41	Bright	36.000	79	26Bet Per	2.3100	13100.0	72	29974	No
30	GOM_NL__2PRFIN20071124_022125_000000362063_00361_29974_3943.N1	24-NOV-2007 02:21:25	Bright	36.000	35	33Alp Per	1.7950	6250.0	72	29974	No
31	GOM_NL__2PRFIN20071124_022404_000000342063_00361_29974_3944.N1	24-NOV-2007 02:24:04	Bright	34.000	110	37Del Cas	2.6780	8900.0	68	29974	No
32	GOM_NL__2PRFIN20071124_023205_000000332063_00361_29974_3945.N1	24-NOV-2007 02:32:05	Bright	33.000	49	1Alp UMi	1.9900	6300.0	66	29974	No
33	GOM_NL__2PRFIN20071124_023638_000000372063_00361_29974_3946.N1	24-NOV-2007 02:36:38	Bright	37.000	60	7Bet UMi	2.0810	3950.0	74	29974	No
34	GOM_NL__2PRFIN20071124_024204_000000372063_00361_29974_3947.N1	24-NOV-2007 02:42:04	Bright	37.000	32	77Eps UMa	1.7630	11000.0	74	29974	No
35	GOM_NL__2PRFIN20071124_024356_000000342063_00361_29974_3948.N1	24-NOV-2007 02:43:56	Bright	33.500	39	85Eta UMa	1.8540	24000.0	67	29974	No
36	GOM_NL__2PRFIN20071124_024640_000000512063_00361_29974_3949.N1	24-NOV-2007 02:46:40	Bright	51.000	180	27Gam Boo	3.0400	8000.0	102	29974	No
37	GOM_NL__2PRFIN20071124_025209_000000332063_00361_29974_3950.N1	24-NOV-2007 02:52:09	Bright	32.500	3	16Alp Boo	-0.050000	4250.0	65	29974	No
38	GOM_NL__2PRFIN20071124_025528_000000372063_00361_29974_3951.N1	24-NOV-2007 02:55:28	Bright	36.500	138	47Eps Vir	2.8280	4700.0	73	29974	No
39	GOM_NL__2PRFIN20071124_025930_000000402063_00361_29974_3952.N1	24-NOV-2007 02:59:30	Bright	40.000	121	29Gam Vir	2.7400	7200.0	80	29974	No
40	GOM_NL__2PRFIN20071124_030449_000000412063_00361_29974_3953.N1	24-NOV-2007 03:04:49	Twilight	41.000	100	4Gam Crv	2.5800	13100.0	82	29974	No
41	GOM_NL__2PRFIN20071124_031206_000000372063_00361_29974_3954.N1	24-NOV-2007 03:12:06	Dark	36.500	64	Gam Cen	2.2000	10600.0	73	29974	No
42	GOM_NL__2PRFIN20071124_031420_000000522063_00361_29974_3955.N1	24-NOV-2007 03:14:20	Dark	52.000	26	Gam Cru	1.6240	2900.0	104	29974	No

43	GOM_NL__2PRFIN20071124_031549_000000432063_00362_29975_3940.N1	24-NOV-2007 03:15:49	Dark	43.000	113	Mu Vel	2.6920	5000.0	86	29975	No
44	GOM_NL__2PRFIN20071124_031818_000000382063_00362_29975_3941.N1	24-NOV-2007 03:18:18	Dark	38.000	124	The Car	2.7640	30000.	76	29975	No
45	GOM_NL__2PRFIN20071124_032109_000000372063_00362_29975_3942.N1	24-NOV-2007 03:21:09	Dark	37.000	29	Bet Car	1.6720	10200.	74	29975	No
46	GOM_NL__2PRFIN20071124_032239_000000422063_00362_29975_3943.N1	24-NOV-2007 03:22:39	Dark	41.500	41	Eps Car	1.8600	4100.0	83	29975	No
47	GOM_NL__2PRFIN20071124_033605_000000382063_00362_29975_3944.N1	24-NOV-2007 03:36:05	Straylight	38.000	157	The1Eri	2.9060	9300.0	76	29975	No
48	GOM_NL__2PRFIN20071124_034833_000000462063_00362_29975_3945.N1	24-NOV-2007 03:48:33	Twilight	45.500	94	92Alp Cet	2.5260	3100.0	91	29975	No
49	GOM_NL__2PRFIN20071124_035338_000000372063_00362_29975_3946.N1	24-NOV-2007 03:53:38	Bright	36.500	105	6Bet Ari	2.6450	8900.0	73	29975	No
50	GOM_NL__2PRFIN20071124_035726_000000362063_00362_29975_3947.N1	24-NOV-2007 03:57:26	Bright	36.000	173	4Bet Tri	3.0040	8900.0	72	29975	No
51	GOM_NL__2PRFIN20071124_035916_000000382063_00362_29975_3948.N1	24-NOV-2007 03:59:16	Bright	37.500	79	26Bet Per	2.3100	13100.	75	29975	No
52	GOM_NL__2PRFIN20071124_040201_000000362063_00362_29975_3949.N1	24-NOV-2007 04:02:01	Bright	36.000	35	33Alp Per	1.7950	6250.0	72	29975	No
53	GOM_NL__2PRFIN20071124_040441_000000352063_00362_29975_3950.N1	24-NOV-2007 04:04:41	Bright	35.000	110	37Del Cas	2.6780	8900.0	70	29975	No
54	GOM_NL__2PRFIN20071124_041241_000000352063_00362_29975_3951.N1	24-NOV-2007 04:12:41	Bright	34.500	49	1Alp UMi	1.9900	6300.0	69	29975	No
55	GOM_NL__2PRFIN20071124_041715_000000372063_00362_29975_3952.N1	24-NOV-2007 04:17:15	Bright	37.000	60	7Bet UMi	2.0810	3950.0	74	29975	No
56	GOM_NL__2PRFIN20071124_042241_000000352063_00362_29975_3953.N1	24-NOV-2007 04:22:41	Bright	35.000	32	77Eps UMa	1.7630	11000.	70	29975	No
57	GOM_NL__2PRFIN20071124_042432_000000352063_00362_29975_3954.N1	24-NOV-2007 04:24:32	Bright	34.500	39	85Eta UMa	1.8540	24000.	69	29975	No
58	GOM_NL__2PRFIN20071124_042717_000000342063_00362_29975_3955.N1	24-NOV-2007 04:27:17	Bright	34.000	180	27Gam Boo	3.0400	8000.0	68	29975	No
59	GOM_NL__2PRFIN20071124_043245_000000332063_00362_29975_3956.N1	24-NOV-2007 04:32:45	Bright	33.000	3	16Alp Boo	-0.050000	4250.0	66	29975	No
60	GOM_NL__2PRFIN20071124_043604_000000362063_00362_29975_3957.N1	24-NOV-2007 04:36:04	Bright	35.500	138	47Eps Vir	2.8280	4700.0	71	29975	No
61	GOM_NL__2PRFIN20071124_044006_000000412063_00362_29975_3958.N1	24-NOV-2007 04:40:06	Bright	40.500	121	29Gam Vir	2.7400	7200.0	81	29975	No
62	GOM_NL__2PRFIN20071124_044526_000000432063_00362_29975_3959.N1	24-NOV-2007 04:45:26	Twilight	43.000	100	4Gam Crv	2.5800	13100.	86	29975	No
63	GOM_NL__2PRFIN20071124_044659_000000462063_00362_29975_3960.N1	24-NOV-2007 04:46:59	Twilight	45.500	171	2Eps Crv	3.0010	4250.0	91	29975	No
64	GOM_NL__2PRFIN20071124_045243_000000412063_00362_29975_3961.N1	24-NOV-2007 04:52:43	Dark	41.000	64	Gam Cen	2.2000	10600.	82	29975	No
65	GOM_NL__2PRFIN20071124_045456_000000502063_00362_29975_3962.N1	24-NOV-2007 04:54:56	Dark	49.500	26	Gam Cru	1.6240	2900.0	99	29975	No
66	GOM_NL__2PRFIN20071124_045626_000000432063_00363_29976_3952.N1	24-NOV-2007 04:56:26	Dark	43.000	113	Mu Vel	2.6920	5000.0	86	29976	No
67	GOM_NL__2PRFIN20071124_045854_000000372063_00363_29976_3953.N1	24-NOV-2007 04:58:54	Dark	36.500	124	The Car	2.7640	30000.	73	29976	No
68	GOM_NL__2PRFIN20071124_050145_000000392063_00363_29976_3954.N1	24-NOV-2007 05:01:45	Dark	38.500	29	Bet Car	1.6720	10200.	77	29976	No
69	GOM_NL__2PRFIN20071124_050315_000000502063_00363_29976_3955.N1	24-NOV-2007 05:03:15	Dark	49.500	41	Eps Car	1.8600	4100.0	99	29976	No
70	GOM_NL__2PRFIN20071124_051641_000000382063_00363_29976_3956.N1	24-NOV-2007 05:16:41	Straylight	38.000	157	The1Eri	2.9060	9300.0	76	29976	No
71	GOM_NL__2PRFIN20071124_052909_000000462063_00363_29976_3957.N1	24-NOV-2007 05:29:09	Twilight	46.000	94	92Alp Cet	2.5260	3100.0	92	29976	No
72	GOM_NL__2PRFIN20071124_053414_000000362063_00363_29976_3958.N1	24-NOV-2007 05:34:14	Bright	36.000	105	6Bet Ari	2.6450	8900.0	72	29976	No
73	GOM_NL__2PRFIN20071124_053802_000000352063_00363_29976_3959.N1	24-NOV-2007 05:38:02	Bright	34.500	173	4Bet Tri	3.0040	8900.0	69	29976	No
74	GOM_NL__2PRFIN20071124_053952_000000392063_00363_29976_3960.N1	24-NOV-2007 05:39:52	Bright	38.500	79	26Bet Per	2.3100	13100.	77	29976	No
75	GOM_NL__2PRFIN20071124_054237_000000372063_00363_29976_3961.N1	24-NOV-2007 05:42:37	Bright	37.000	35	33Alp Per	1.7950	6250.0	74	29976	No
76	GOM_NL__2PRFIN20071124_054517_000000352063_00363_29976_3962.N1	24-NOV-2007 05:45:17	Bright	34.500	110	37Del Cas	2.6780	8900.0	69	29976	No
77	GOM_NL__2PRFIN20071124_055318_000000362063_00363_29976_3963.N1	24-NOV-2007 05:53:18	Bright	35.500	49	1Alp UMi	1.9900	6300.0	71	29976	No
78	GOM_NL__2PRFIN20071124_055751_000000382063_00363_29976_3964.N1	24-NOV-2007 05:57:51	Bright	37.500	60	7Bet UMi	2.0810	3950.0	75	29976	No
79	GOM_NL__2PRFIN20071124_060316_000000362063_00363_29976_3965.N1	24-NOV-2007 06:03:16	Bright	35.500	32	77Eps UMa	1.7630	11000.	71	29976	No
80	GOM_NL__2PRFIN20071124_060508_000000362063_00363_29976_3966.N1	24-NOV-2007 06:05:08	Bright	36.000	39	85Eta UMa	1.8540	24000.	72	29976	No
81	GOM_NL__2PRFIN20071124_060753_000000332063_00363_29976_3967.N1	24-NOV-2007 06:07:53	Bright	32.500	180	27Gam Boo	3.0400	8000.0	65	29976	No
82	GOM_NL__2PRFIN20071124_061322_000000332063_00363_29976_3968.N1	24-NOV-2007 06:13:22	Bright	33.000	3	16Alp Boo	-0.050000	4250.0	66	29976	No
83	GOM_NL__2PRFIN20071124_061640_000000362063_00363_29976_3969.N1	24-NOV-2007 06:16:40	Bright	36.000	138	47Eps Vir	2.8280	4700.0	72	29976	No
84	GOM_NL__2PRFIN20071124_062043_000000402063_00363_29976_3970.N1	24-NOV-2007 06:20:43	Bright	40.000	121	29Gam Vir	2.7400	7200.0	80	29976	No
85	GOM_NL__2PRFIN20071124_062602_000000432063_00363_29976_3971.N1	24-NOV-2007 06:26:02	Twilight	42.500	100	4Gam Crv	2.5800	13100.	85	29976	No
86	GOM_NL__2PRFIN20071124_062736_000000482063_00363_29976_3972.N1	24-NOV-2007 06:27:36	Twilight	47.500	171	2Eps Crv	3.0010	4250.0	95	29976	No
87	GOM_NL__2PRFIN20071124_063319_000000392063_00363_29976_3973.N1	24-NOV-2007 06:33:19	Dark	38.500	64	Gam Cen	2.2000	10600.	77	29976	No
88	GOM_NL__2PRFIN20071124_063533_000000392063_00363_29976_3974.N1	24-NOV-2007 06:35:33	Dark	39.000	26	Gam Cru	1.6240	2900.0	78	29976	No
89	GOM_NL__2PRFIN20071124_063703_000000422063_00364_29977_3990.N1	24-NOV-2007 06:37:03	Dark	42.000	113	Mu Vel	2.6920	5000.0	84	29977	No
90	GOM_NL__2PRFIN20071124_063931_000000382063_00364_29977_3991.N1	24-NOV-2007 06:39:31	Dark	37.500	124	The Car	2.7640	30000.	75	29977	No
91	GOM_NL__2PRFIN20071124_064222_000000442063_00364_29977_3992.N1	24-NOV-2007 06:42:22	Dark	44.000	29	Bet Car	1.6720	10200.	88	29977	No
92	GOM_NL__2PRFIN20071124_064352_000000462063_00364_29977_3993.N1	24-NOV-2007 06:43:52	Dark	45.500	41	Eps Car	1.8600	4100.0	91	29977	No
93	GOM_NL__2PRFIN20071124_065717_000000372063_00364_29977_3994.N1	24-NOV-2007 06:57:17	Straylight	36.500	157	The1Eri	2.9060	9300.0	73	29977	No
94	GOM_NL__2PRFIN20071124_070945_000000462063_00364_29977_3995.N1	24-NOV-2007 07:09:45	Twilight	45.500	94	92Alp Cet	2.5260	3100.0	91	29977	No
95	GOM_NL__2PRFIN20071124_071450_000000352063_00364_29977_3996.N1	24-NOV-2007 07:14:50	Bright	35.000	105	6Bet Ari	2.6450	8900.0	70	29977	No
96	GOM_NL__2PRFIN20071124_071838_000000352063_00364_29977_3997.N1	24-NOV-2007 07:18:38	Bright	35.000	173	4Bet Tri	3.0040	8900.0	70	29977	No
97	GOM_NL__2PRFIN20071124_072028_000000382063_00364_29977_3998.N1	24-NOV-2007 07:20:28	Bright	37.500	79	26Bet Per	2.3100	13100.	75	29977	No
98	GOM_NL__2PRFIN20071124_072313_000000402063_00364_29977_3999.N1	24-NOV-2007 07:23:13	Bright	39.500	35	33Alp Per	1.7950	6250.0	79	29977	No
99	GOM_NL__2PRFIN20071124_072553_000000342063_00364_29977_4000.N1	24-NOV-2007 07:25:53	Bright	34.000	110	37Del Cas	2.6780	8900.0	68	29977	No
100	GOM_NL__2PRFIN20071124_073353_000000342063_00364_29977_4001.N1	24-NOV-2007 07:33:53	Bright	33.500	49	1Alp UMi	1.9900	6300.0	67	29977	No
101	GOM_NL__2PRFIN20071124_073827_000000342063_00364_29977_4002.N1	24-NOV-2007 07:38:27	Bright	34.000	60	7Bet UMi	2.0810	3950.0	68	29977	No

102	GOM_NL__2PRFIN20071124_074352_000000392063_00364_29977_4003.N1	24-NOV-2007 07:43:52	Bright	38.500	32	77Eps UMa	1.7630	11000.	77	29977	No
103	GOM_NL__2PRFIN20071124_074544_000000362063_00364_29977_4004.N1	24-NOV-2007 07:45:44	Bright	36.000	39	85Eta UMa	1.8540	24000.	72	29977	No
104	GOM_NL__2PRFIN20071124_074829_000000342063_00364_29977_4005.N1	24-NOV-2007 07:48:29	Bright	34.000	180	27Gam Boo	3.0400	8000.0	68	29977	No
105	GOM_NL__2PRFIN20071124_075358_000000332063_00364_29977_4006.N1	24-NOV-2007 07:53:58	Bright	33.000	3	16Alp Boo	-0.050000	4250.0	66	29977	No
106	GOM_NL__2PRFIN20071124_075717_000000362063_00364_29977_4007.N1	24-NOV-2007 07:57:17	Bright	35.500	138	47Eps Vir	2.8280	4700.0	71	29977	No
107	GOM_NL__2PRFIN20071124_080119_000000382063_00364_29977_4008.N1	24-NOV-2007 08:01:19	Bright	38.000	121	29Gam Vir	2.7400	7200.0	76	29977	No
108	GOM_NL__2PRFIN20071124_080639_000000432063_00364_29977_4009.N1	24-NOV-2007 08:06:39	Twilight	42.500	100	4Gam Crv	2.5800	13100.	85	29977	No
109	GOM_NL__2PRFIN20071124_080813_000000432063_00364_29977_4010.N1	24-NOV-2007 08:08:13	Twilight	43.000	171	2Eps Crv	3.0010	4250.0	86	29977	No
110	GOM_NL__2PRFIN20071124_081355_000000382063_00364_29977_4011.N1	24-NOV-2007 08:13:55	Dark	38.000	64	Gam Cen	2.2000	10600.	76	29977	No
111	GOM_NL__2PRFIN20071124_081609_000000452063_00364_29977_4012.N1	24-NOV-2007 08:16:09	Dark	44.500	26	Gam Cru	1.6240	2900.0	89	29977	No
112	GOM_NL__2PRFIN20071124_081739_000000432063_00365_29978_3998.N1	24-NOV-2007 08:17:39	Dark	43.000	113	Mu Vel	2.6920	5000.0	86	29978	No
113	GOM_NL__2PRFIN20071124_082007_000000372063_00365_29978_3999.N1	24-NOV-2007 08:20:07	Dark	37.000	124	The Car	2.7640	30000.	74	29978	No
114	GOM_NL__2PRFIN20071124_082258_000000372063_00365_29978_4000.N1	24-NOV-2007 08:22:58	Dark	37.000	29	Bet Car	1.6720	10200.	74	29978	No
115	GOM_NL__2PRFIN20071124_082429_000000402063_00365_29978_4001.N1	24-NOV-2007 08:24:29	Dark	40.000	41	Eps Car	1.8600	4100.0	80	29978	No
116	GOM_NL__2PRFIN20071124_083753_000000372063_00365_29978_4002.N1	24-NOV-2007 08:37:53	Straylight	36.500	157	The1Eri	2.9060	9300.0	73	29978	No
117	GOM_NL__2PRFIN20071124_085021_000000472063_00365_29978_4003.N1	24-NOV-2007 08:50:21	Twilight	46.500	94	92Alp Cet	2.5260	3100.0	93	29978	No
118	GOM_NL__2PRFIN20071124_085526_000000372063_00365_29978_4004.N1	24-NOV-2007 08:55:26	Bright	36.500	105	6Bet Ari	2.6450	8900.0	73	29978	No
119	GOM_NL__2PRFIN20071124_085914_000000352063_00365_29978_4005.N1	24-NOV-2007 08:59:14	Bright	35.000	173	4Bet Tri	3.0040	8900.0	70	29978	No
120	GOM_NL__2PRFIN20071124_090104_000000372063_00365_29978_4006.N1	24-NOV-2007 09:01:04	Bright	36.500	79	26Bet Per	2.3100	13100.	73	29978	No
121	GOM_NL__2PRFIN20071124_090348_000000402063_00365_29978_4007.N1	24-NOV-2007 09:03:48	Bright	39.500	35	33Alp Per	1.7950	6250.0	79	29978	No
122	GOM_NL__2PRFIN20071124_090629_000000442063_00365_29978_4008.N1	24-NOV-2007 09:06:29	Bright	43.500	110	37Del Cas	2.6780	8900.0	87	29978	No
123	GOM_NL__2PRFIN20071124_091429_000000342063_00365_29978_4009.N1	24-NOV-2007 09:14:29	Bright	34.000	49	1Alp UMi	1.9900	6300.0	68	29978	No
124	GOM_NL__2PRFIN20071124_091903_000000352063_00365_29978_4010.N1	24-NOV-2007 09:19:03	Bright	35.000	60	7Bet UMi	2.0810	3950.0	70	29978	No
125	GOM_NL__2PRFIN20071124_092428_000000382063_00365_29978_4011.N1	24-NOV-2007 09:24:28	Bright	38.000	32	77Eps UMa	1.7630	11000.	76	29978	No
126	GOM_NL__2PRFIN20071124_092620_000000342063_00365_29978_4012.N1	24-NOV-2007 09:26:20	Bright	33.500	39	85Eta UMa	1.8540	24000.	67	29978	No
127	GOM_NL__2PRFIN20071124_093434_000000332063_00365_29978_4013.N1	24-NOV-2007 09:34:34	Bright	33.000	3	16Alp Boo	-0.050000	4250.0	66	29978	No
128	GOM_NL__2PRFIN20071124_093753_000000362063_00365_29978_4014.N1	24-NOV-2007 09:37:53	Bright	35.500	138	47Eps Vir	2.8280	4700.0	71	29978	No
129	GOM_NL__2PRFIN20071124_094156_000000382063_00365_29978_4015.N1	24-NOV-2007 09:41:56	Bright	37.500	121	29Gam Vir	2.7400	7200.0	75	29978	No
130	GOM_NL__2PRFIN20071124_094716_000000432063_00365_29978_4016.N1	24-NOV-2007 09:47:16	Twilight	42.500	100	4Gam Crv	2.5800	13100.	85	29978	No
131	GOM_NL__2PRFIN20071124_094849_000000452063_00365_29978_4017.N1	24-NOV-2007 09:48:49	Twilight	45.000	171	2Eps Crv	3.0010	4250.0	90	29978	No
132	GOM_NL__2PRFIN20071124_095432_000000382063_00365_29978_4018.N1	24-NOV-2007 09:54:32	Dark	38.000	64	Gam Cen	2.2000	10600.	76	29978	No
133	GOM_NL__2PRFIN20071124_095645_000000452063_00365_29978_4019.N1	24-NOV-2007 09:56:45	Dark	45.000	26	Gam Cru	1.6240	2900.0	90	29978	No
134	GOM_NL__2PRFIN20071124_095816_000000422063_00366_29979_4026.N1	24-NOV-2007 09:58:16	Dark	42.000	113	Mu Vel	2.6920	5000.0	84	29979	No
135	GOM_NL__2PRFIN20071124_114120_000000382063_00367_29980_4037.N1	24-NOV-2007 11:41:20	Dark	37.500	124	The Car	2.7640	30000.	75	29980	No
136	GOM_NL__2PRFIN20071124_114411_000000392063_00367_29980_4038.N1	24-NOV-2007 11:44:11	Dark	38.500	29	Bet Car	1.6720	10200.	77	29980	No
137	GOM_NL__2PRFIN20071124_114542_000000432063_00367_29980_4039.N1	24-NOV-2007 11:45:42	Dark	43.000	41	Eps Car	1.8600	4100.0	86	29980	No
138	GOM_NL__2PRFIN20071124_115111_000000532063_00367_29980_4040.N1	24-NOV-2007 11:51:11	Dark	52.500	2	Alp Car	-0.73600	7000.0	105	29980	No
139	GOM_NL__2PRFIN20071124_120608_000000492063_00367_29980_4041.N1	24-NOV-2007 12:06:08	Straylight	48.500	165	34Gam Eri	2.9500	3200.0	97	29980	No
140	GOM_NL__2PRFIN20071124_121133_000000442063_00367_29980_4042.N1	24-NOV-2007 12:11:33	Twilight	44.000	94	92Alp Cet	2.5260	3100.0	88	29980	No
141	GOM_NL__2PRFIN20071124_121715_000000382063_00367_29980_4043.N1	24-NOV-2007 12:17:15	Bright	38.000	50	13Alp Ari	2.0070	4250.0	76	29980	No
142	GOM_NL__2PRFIN20071124_122026_000000342063_00367_29980_4044.N1	24-NOV-2007 12:20:26	Bright	34.000	173	4Bet Tri	3.0040	8900.0	68	29980	No
143	GOM_NL__2PRFIN20071124_122215_000000362063_00367_29980_4045.N1	24-NOV-2007 12:22:15	Bright	36.000	79	26Bet Per	2.3100	13100.	72	29980	No
144	GOM_NL__2PRFIN20071124_122443_000000382063_00367_29980_4046.N1	24-NOV-2007 12:24:43	Bright	38.000	175	39Del Per	3.0100	19400.	76	29980	No
145	GOM_NL__2PRFIN20071124_122741_000000342063_00367_29980_4047.N1	24-NOV-2007 12:27:41	Bright	33.500	110	37Del Cas	2.6780	8900.0	67	29980	No
146	GOM_NL__2PRFIN20071124_123541_000000362063_00367_29980_4048.N1	24-NOV-2007 12:35:41	Bright	35.500	49	1Alp UMi	1.9900	6300.0	71	29980	No
147	GOM_NL__2PRFIN20071124_124015_000000352063_00367_29980_4049.N1	24-NOV-2007 12:40:15	Bright	34.500	60	7Bet UMi	2.0810	3950.0	69	29980	No
148	GOM_NL__2PRFIN20071124_124540_000000382063_00367_29980_4050.N1	24-NOV-2007 12:45:40	Bright	37.500	32	77Eps UMa	1.7630	11000.	75	29980	No
149	GOM_NL__2PRFIN20071124_124732_000000352063_00367_29980_4051.N1	24-NOV-2007 12:47:32	Bright	34.500	39	85Eta UMa	1.8540	24000.	69	29980	No
150	GOM_NL__2PRFIN20071124_125100_000000362063_00367_29980_4052.N1	24-NOV-2007 12:51:00	Bright	35.500	152	12Alp2CVn	2.8900	11000.	71	29980	No
151	GOM_NL__2PRFIN20071124_125613_000000332063_00367_29980_4053.N1	24-NOV-2007 12:56:13	Bright	33.000	111	8Eta Boo	2.6800	6000.0	66	29980	No
152	GOM_NL__2PRFIN20071124_125905_000000362063_00367_29980_4054.N1	24-NOV-2007 12:59:05	Bright	36.000	138	47Eps Vir	2.8280	4700.0	72	29980	No
153	GOM_NL__2PRFIN20071124_130308_000000382063_00367_29980_4055.N1	24-NOV-2007 13:03:08	Bright	38.000	121	29Gam Vir	2.7400	7200.0	76	29980	No
154	GOM_NL__2PRFIN20071124_130829_000000442063_00367_29980_4056.N1	24-NOV-2007 13:08:29	Twilight	44.000	100	4Gam Crv	2.5800	13100.	88	29980	No
155	GOM_NL__2PRFIN20071124_131002_000000432063_00367_29980_4057.N1	24-NOV-2007 13:10:02	Twilight	42.500	171	2Eps Crv	3.0010	4250.0	85	29980	No
156	GOM_NL__2PRFIN20071124_131929_000000432063_00368_29981_4052.N1	24-NOV-2007 13:19:29	Dark	42.500	113	Mu Vel	2.6920	5000.0	85	29981	No
157	GOM_NL__2PRFIN20071124_132156_000000382063_00368_29981_4053.N1	24-NOV-2007 13:21:56	Dark	37.500	124	The Car	2.7640	30000.	75	29981	No
158	GOM_NL__2PRFIN20071124_132447_000000372063_00368_29981_4054.N1	24-NOV-2007 13:24:47	Dark	37.000	29	Bet Car	1.6720	10200.	74	29981	No
159	GOM_NL__2PRFIN20071124_132618_000000442063_00368_29981_4055.N1	24-NOV-2007 13:26:18	Dark	44.000	41	Eps Car	1.8600	4100.0	88	29981	No
160	GOM_NL__2PRFIN20071124_133147_000000492063_00368_29981_4056.N1	24-NOV-2007 13:31:47	Dark	48.500	2	Alp Car	-0.73600	7000.0	97	29981	No

161	GOM_NL__2PRFIN20071124_134644_000000462063_00368_29981_4057.N1	24-NOV-2007 13:46:44	Straylight	45.500	165	34Gam Eri	2.9500	3200.0	91	29981	No
162	GOM_NL__2PRFIN20071124_135209_000000512063_00368_29981_4058.N1	24-NOV-2007 13:52:09	Tw_i_and_stray	51.000	94	92Alp Cet	2.5260	3100.0	102	29981	No
163	GOM_NL__2PRFIN20071124_135751_000000382063_00368_29981_4059.N1	24-NOV-2007 13:57:51	Bright	37.500	50	13Alp Ari	2.0070	4250.0	75	29981	No
164	GOM_NL__2PRFIN20071124_140102_000000342063_00368_29981_4060.N1	24-NOV-2007 14:01:02	Bright	33.500	173	4Bet Tri	3.0040	8900.0	67	29981	No
165	GOM_NL__2PRFIN20071124_140251_000000372063_00368_29981_4061.N1	24-NOV-2007 14:02:51	Bright	37.000	79	26Bet Per	2.3100	13100.	74	29981	No
166	GOM_NL__2PRFIN20071124_140518_000000372063_00368_29981_4062.N1	24-NOV-2007 14:05:18	Bright	37.000	175	39Del Per	3.0100	19400.	74	29981	No
167	GOM_NL__2PRFIN20071124_140817_000000352063_00368_29981_4063.N1	24-NOV-2007 14:08:17	Bright	34.500	110	37Del Cas	2.6780	8900.0	69	29981	No
168	GOM_NL__2PRFIN20071124_141617_000000372063_00368_29981_4064.N1	24-NOV-2007 14:16:17	Bright	36.500	49	1Alp UMi	1.9900	6300.0	73	29981	No
169	GOM_NL__2PRFIN20071124_142051_000000362063_00368_29981_4065.N1	24-NOV-2007 14:20:51	Bright	35.500	60	7Bet UMi	2.0810	3950.0	71	29981	No
170	GOM_NL__2PRFIN20071124_142616_000000372063_00368_29981_4066.N1	24-NOV-2007 14:26:16	Bright	37.000	32	77Eps UMa	1.7630	11000.	74	29981	No
171	GOM_NL__2PRFIN20071124_142808_000000342063_00368_29981_4067.N1	24-NOV-2007 14:28:08	Bright	33.500	39	85Eta UMa	1.8540	24000.	67	29981	No
172	GOM_NL__2PRFIN20071124_143136_000000362063_00368_29981_4068.N1	24-NOV-2007 14:31:36	Bright	36.000	152	12Alp2CVn	2.8900	11000.	72	29981	No
173	GOM_NL__2PRFIN20071124_143649_000000332063_00368_29981_4069.N1	24-NOV-2007 14:36:49	Bright	33.000	111	8Eta Boo	2.6800	6000.0	66	29981	No
174	GOM_NL__2PRFIN20071124_143941_000000522063_00368_29981_4070.N1	24-NOV-2007 14:39:41	Bright	51.500	138	47Eps Vir	2.8280	4700.0	103	29981	No
175	GOM_NL__2PRFIN20071124_144345_000000372063_00368_29981_4071.N1	24-NOV-2007 14:43:45	Bright	37.000	121	29Gam Vir	2.7400	7200.0	74	29981	No
176	GOM_NL__2PRFIN20071124_144905_000000432063_00368_29981_4072.N1	24-NOV-2007 14:49:05	Tw_i_and_stray	43.000	100	4Gam Crv	2.5800	13100.	86	29981	No
177	GOM_NL__2PRFIN20071124_145039_000000452063_00368_29981_4073.N1	24-NOV-2007 14:50:39	Twilight	44.500	171	2Eps Crv	3.0010	4250.0	89	29981	No
178	GOM_NL__2PRFIN20071124_150005_000000432063_00369_29982_4066.N1	24-NOV-2007 15:00:05	Dark	43.000	113	Mu Vel	2.6920	5000.0	86	29982	No
179	GOM_NL__2PRFIN20071124_150232_000000382063_00369_29982_4067.N1	24-NOV-2007 15:02:32	Dark	37.500	124	The Car	2.7640	30000.	75	29982	No
180	GOM_NL__2PRFIN20071124_150523_000000392063_00369_29982_4068.N1	24-NOV-2007 15:05:23	Dark	38.500	29	Bet Car	1.6720	10200.	77	29982	No
181	GOM_NL__2PRFIN20071124_150655_000000442063_00369_29982_4069.N1	24-NOV-2007 15:06:55	Dark	43.500	41	Eps Car	1.8600	4100.0	87	29982	No
182	GOM_NL__2PRFIN20071124_151223_000000502063_00369_29982_4070.N1	24-NOV-2007 15:12:23	Dark	49.500	2	Alp Car	-0.73600	7000.0	99	29982	No
183	GOM_NL__2PRFIN20071124_152720_000000452063_00369_29982_4071.N1	24-NOV-2007 15:27:20	Straylight	45.000	165	34Gam Eri	2.9500	3200.0	90	29982	No
184	GOM_NL__2PRFIN20071124_153245_000000452063_00369_29982_4072.N1	24-NOV-2007 15:32:45	Tw_i_and_stray	45.000	94	92Alp Cet	2.5260	3100.0	90	29982	No
185	GOM_NL__2PRFIN20071124_153827_000000322063_00369_29982_4073.N1	24-NOV-2007 15:38:27	Bright	32.000	50	13Alp Ari	2.0070	4250.0	64	29982	No
186	GOM_NL__2PRFIN20071124_154138_000000362063_00369_29982_4074.N1	24-NOV-2007 15:41:38	Bright	35.500	173	4Bet Tri	3.0040	8900.0	71	29982	No
187	GOM_NL__2PRFIN20071124_154327_000000372063_00369_29982_4075.N1	24-NOV-2007 15:43:27	Bright	37.000	79	26Bet Per	2.3100	13100.	74	29982	No
188	GOM_NL__2PRFIN20071124_154853_000000342063_00369_29982_4076.N1	24-NOV-2007 15:48:53	Bright	34.000	110	37Del Cas	2.6780	8900.0	68	29982	No
189	GOM_NL__2PRFIN20071124_155653_000000362063_00369_29982_4077.N1	24-NOV-2007 15:56:53	Bright	36.000	49	1Alp UMi	1.9900	6300.0	72	29982	No
190	GOM_NL__2PRFIN20071124_160127_000000382063_00369_29982_4078.N1	24-NOV-2007 16:01:27	Bright	37.500	60	7Bet UMi	2.0810	3950.0	75	29982	No
191	GOM_NL__2PRFIN20071124_160652_000000392063_00369_29982_4079.N1	24-NOV-2007 16:06:52	Bright	38.500	32	77Eps UMa	1.7630	11000.	77	29982	No
192	GOM_NL__2PRFIN20071124_160844_000000352063_00369_29982_4080.N1	24-NOV-2007 16:08:44	Bright	35.000	39	85Eta UMa	1.8540	24000.	70	29982	No
193	GOM_NL__2PRFIN20071124_161212_000000382063_00369_29982_4081.N1	24-NOV-2007 16:12:12	Bright	37.500	152	12Alp2CVn	2.8900	11000.	75	29982	No
194	GOM_NL__2PRFIN20071124_161725_000000332063_00369_29982_4082.N1	24-NOV-2007 16:17:25	Bright	33.000	111	8Eta Boo	2.6800	6000.0	66	29982	No
195	GOM_NL__2PRFIN20071124_162018_000000372063_00369_29982_4083.N1	24-NOV-2007 16:20:18	Bright	36.500	138	47Eps Vir	2.8280	4700.0	73	29982	No
196	GOM_NL__2PRFIN20071124_162421_000000572063_00369_29982_4084.N1	24-NOV-2007 16:24:21	Bright	57.000	121	29Gam Vir	2.7400	7200.0	114	29982	No
197	GOM_NL__2PRFIN20071124_162942_000000432063_00369_29982_4085.N1	24-NOV-2007 16:29:42	Tw_i_and_stray	43.000	100	4Gam Crv	2.5800	13100.	86	29982	No
198	GOM_NL__2PRFIN20071124_163115_000000452063_00369_29982_4086.N1	24-NOV-2007 16:31:15	Twilight	45.000	171	2Eps Crv	3.0010	4250.0	90	29982	No
199	GOM_NL__2PRFIN20071124_164042_000000462063_00370_29983_4075.N1	24-NOV-2007 16:40:42	Dark	45.500	113	Mu Vel	2.6920	5000.0	91	29983	No
200	GOM_NL__2PRFIN20071124_164309_000000382063_00370_29983_4076.N1	24-NOV-2007 16:43:09	Dark	37.500	124	The Car	2.7640	30000.	75	29983	No
201	GOM_NL__2PRFIN20071124_164600_000000392063_00370_29983_4077.N1	24-NOV-2007 16:46:00	Dark	39.000	29	Bet Car	1.6720	10200.	78	29983	No
202	GOM_NL__2PRFIN20071124_164731_000000462063_00370_29983_4078.N1	24-NOV-2007 16:47:31	Dark	45.500	41	Eps Car	1.8600	4100.0	91	29983	No
203	GOM_NL__2PRFIN20071124_165300_000000572063_00370_29983_4079.N1	24-NOV-2007 16:53:00	Dark	56.500	2	Alp Car	-0.73600	7000.0	113	29983	No
204	GOM_NL__2PRFIN20071124_170757_000000472063_00370_29983_4080.N1	24-NOV-2007 17:07:57	Straylight	46.500	165	34Gam Eri	2.9500	3200.0	93	29983	No
205	GOM_NL__2PRFIN20071124_171321_000000452063_00370_29983_4081.N1	24-NOV-2007 17:13:21	Tw_i_and_stray	45.000	94	92Alp Cet	2.5260	3100.0	90	29983	No
206	GOM_NL__2PRFIN20071124_171922_000000202063_00370_29983_4082.N1	24-NOV-2007 17:19:22	Dark	20.000	50	13Alp Ari	2.0070	4250.0	40	29983	Yes
207	GOM_NL__2PRFIN20071124_172214_000000342063_00370_29983_4083.N1	24-NOV-2007 17:22:14	Bright	34.000	173	4Bet Tri	3.0040	8900.0	68	29983	No
208	GOM_NL__2PRFIN20071124_172402_000000382063_00370_29983_4084.N1	24-NOV-2007 17:24:02	Bright	37.500	79	26Bet Per	2.3100	13100.	75	29983	No
209	GOM_NL__2PRFIN20071124_172630_000000392063_00370_29983_4085.N1	24-NOV-2007 17:26:30	Bright	38.500	175	39Del Per	3.0100	19400.	77	29983	No
210	GOM_NL__2PRFIN20071124_172929_000000342063_00370_29983_4086.N1	24-NOV-2007 17:29:29	Bright	34.000	110	37Del Cas	2.6780	8900.0	68	29983	No
211	GOM_NL__2PRFIN20071124_173729_000000362063_00370_29983_4087.N1	24-NOV-2007 17:37:29	Bright	35.500	49	1Alp UMi	1.9900	6300.0	71	29983	No
212	GOM_NL__2PRFIN20071124_174203_000000382063_00370_29983_4088.N1	24-NOV-2007 17:42:03	Bright	37.500	60	7Bet UMi	2.0810	3950.0	75	29983	No
213	GOM_NL__2PRFIN20071124_174728_000000362063_00370_29983_4089.N1	24-NOV-2007 17:47:28	Bright	36.000	32	77Eps UMa	1.7630	11000.	72	29983	No
214	GOM_NL__2PRFIN20071124_174920_000000372063_00370_29983_4090.N1	24-NOV-2007 17:49:20	Bright	37.000	39	85Eta UMa	1.8540	24000.	74	29983	No
215	GOM_NL__2PRFIN20071124_175248_000000362063_00370_29983_4091.N1	24-NOV-2007 17:52:48	Bright	35.500	152	12Alp2CVn	2.8900	11000.	71	29983	No
216	GOM_NL__2PRFIN20071124_175801_000000342063_00370_29983_4092.N1	24-NOV-2007 17:58:01	Bright	33.500	111	8Eta Boo	2.6800	6000.0	67	29983	No
217	GOM_NL__2PRFIN20071124_180054_000000372063_00370_29983_4093.N1	24-NOV-2007 18:00:54	Bright	36.500	138	47Eps Vir	2.8280	4700.0	73	29983	No
218	GOM_NL__2PRFIN20071124_180458_000000392063_00370_29983_4094.N1	24-NOV-2007 18:04:58	Bright	38.500	121	29Gam Vir	2.7400	7200.0	77	29983	No
219	GOM_NL__2PRFIN20071124_181018_000000422063_00370_29983_4095.N1	24-NOV-2007 18:10:18	Tw_i_and_stray	41.500	100	4Gam Crv	2.5800	13100.	83	29983	No



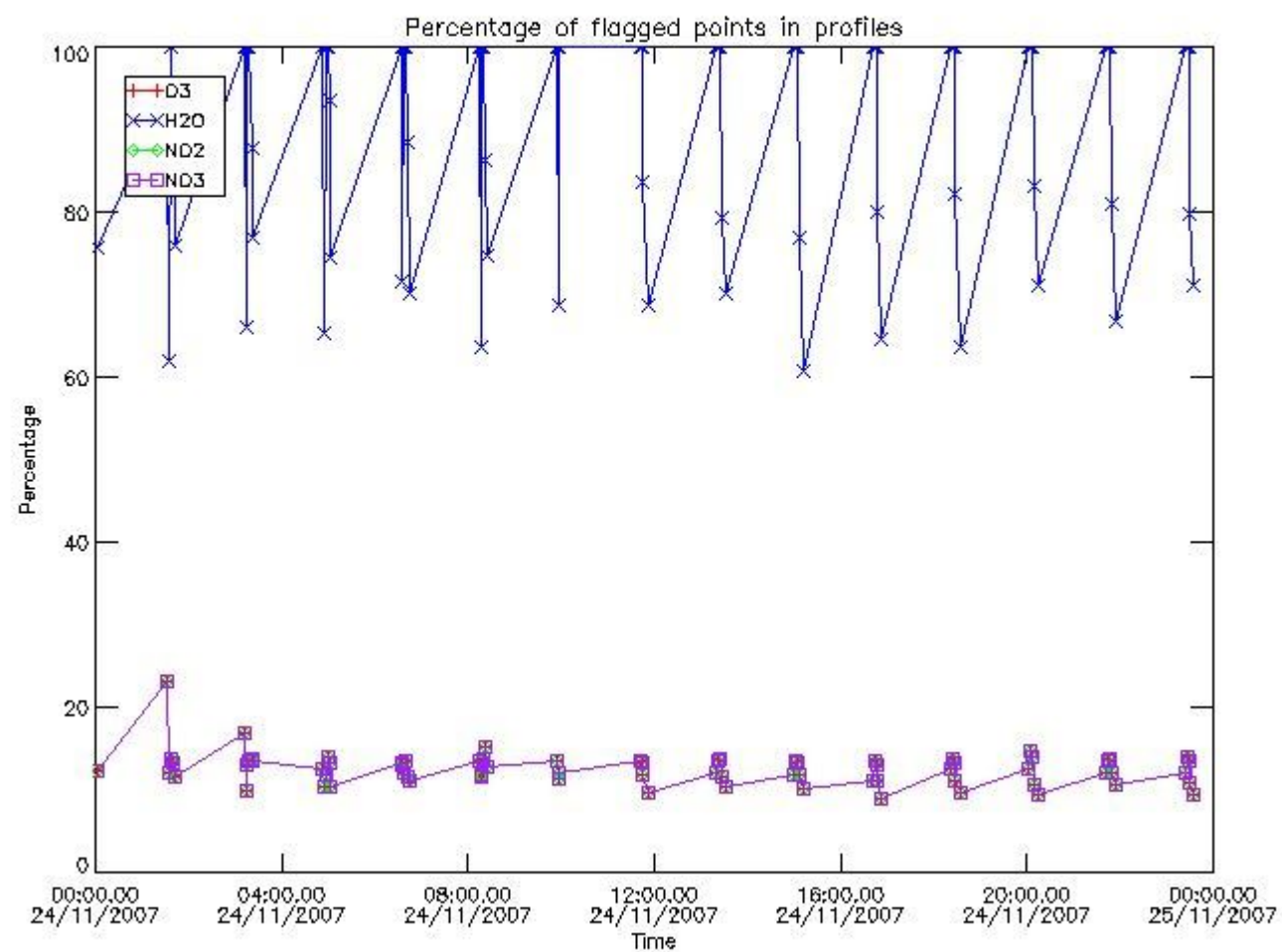
220	GOM_NL__2PRFIN20071124_181152_000000462063_00370_29983_4096.N1	24-NOV-2007 18:11:52	Twilight	46.000	171	2Eps Crv	3.0010	4250.0	92	29983	No
221	GOM_NL__2PRFIN20071124_182119_000000412063_00371_29984_4095.N1	24-NOV-2007 18:21:19	Dark	41.000	113	Mu Vel	2.6920	5000.0	82	29984	No
222	GOM_NL__2PRFIN20071124_182345_000000372063_00371_29984_4096.N1	24-NOV-2007 18:23:45	Dark	37.000	124	The Car	2.7640	30000.	74	29984	No
223	GOM_NL__2PRFIN20071124_182636_000000392063_00371_29984_4097.N1	24-NOV-2007 18:26:36	Dark	38.500	29	Bet Car	1.6720	10200.	77	29984	No
224	GOM_NL__2PRFIN20071124_182808_000000462063_00371_29984_4098.N1	24-NOV-2007 18:28:08	Dark	45.500	41	Eps Car	1.8600	4100.0	91	29984	No
225	GOM_NL__2PRFIN20071124_183337_000000532063_00371_29984_4099.N1	24-NOV-2007 18:33:37	Dark	52.500	2	Alp Car	-0.73600	7000.0	105	29984	No
226	GOM_NL__2PRFIN20071124_184833_000000482063_00371_29984_4100.N1	24-NOV-2007 18:48:33	Straylight	47.500	165	34Gam Eri	2.9500	3200.0	95	29984	No
227	GOM_NL__2PRFIN20071124_185357_000000422063_00371_29984_4101.N1	24-NOV-2007 18:53:57	Tw_i_and_stray	42.000	94	92Alp Cet	2.5260	3100.0	84	29984	No
228	GOM_NL__2PRFIN20071124_190250_000000362063_00371_29984_4102.N1	24-NOV-2007 19:02:50	Bright	35.500	173	4Bet Tri	3.0040	8900.0	71	29984	No
229	GOM_NL__2PRFIN20071124_190438_000000372063_00371_29984_4103.N1	24-NOV-2007 19:04:38	Bright	37.000	79	26Bet Per	2.3100	13100.	74	29984	No
230	GOM_NL__2PRFIN20071124_190705_000000382063_00371_29984_4104.N1	24-NOV-2007 19:07:05	Bright	37.500	175	39Del Per	3.0100	19400.	75	29984	No
231	GOM_NL__2PRFIN20071124_191005_000000332063_00371_29984_4105.N1	24-NOV-2007 19:10:05	Bright	33.000	110	37Del Cas	2.6780	8900.0	66	29984	No
232	GOM_NL__2PRFIN20071124_191805_000000362063_00371_29984_4106.N1	24-NOV-2007 19:18:05	Bright	35.500	49	1Alp UMi	1.9900	6300.0	71	29984	No
233	GOM_NL__2PRFIN20071124_192239_000000332063_00371_29984_4107.N1	24-NOV-2007 19:22:39	Bright	33.000	60	7Bet UMi	2.0810	3950.0	66	29984	No
234	GOM_NL__2PRFIN20071124_192803_000000372063_00371_29984_4108.N1	24-NOV-2007 19:28:03	Bright	37.000	32	77Eps UMa	1.7630	11000.	74	29984	No
235	GOM_NL__2PRFIN20071124_192956_000000362063_00371_29984_4109.N1	24-NOV-2007 19:29:56	Bright	36.000	39	85Eta UMa	1.8540	24000.	72	29984	No
236	GOM_NL__2PRFIN20071124_193324_000000372063_00371_29984_4110.N1	24-NOV-2007 19:33:24	Bright	37.000	152	12Alp2CVn	2.8900	11000.	74	29984	No
237	GOM_NL__2PRFIN20071124_193838_000000342063_00371_29984_4111.N1	24-NOV-2007 19:38:38	Bright	33.500	111	8Eta Boo	2.6800	6000.0	67	29984	No
238	GOM_NL__2PRFIN20071124_194130_000000372063_00371_29984_4112.N1	24-NOV-2007 19:41:30	Bright	37.000	138	47Eps Vir	2.8280	4700.0	74	29984	No
239	GOM_NL__2PRFIN20071124_194534_000000402063_00371_29984_4113.N1	24-NOV-2007 19:45:34	Bright	40.000	121	29Gam Vir	2.7400	7200.0	80	29984	No
240	GOM_NL__2PRFIN20071124_195055_000000442063_00371_29984_4114.N1	24-NOV-2007 19:50:55	Tw_i_and_stray	44.000	100	4Gam Crv	2.5800	13100.	88	29984	No
241	GOM_NL__2PRFIN20071124_195229_000000462063_00371_29984_4115.N1	24-NOV-2007 19:52:29	Twilight	46.000	171	2Eps Crv	3.0010	4250.0	92	29984	No
242	GOM_NL__2PRFIN20071124_200156_000000412063_00372_29985_4108.N1	24-NOV-2007 20:01:56	Dark	41.000	113	Mu Vel	2.6920	5000.0	82	29985	No
243	GOM_NL__2PRFIN20071124_200422_000000382063_00372_29985_4109.N1	24-NOV-2007 20:04:22	Dark	38.000	124	The Car	2.7640	30000.	76	29985	No
244	GOM_NL__2PRFIN20071124_200712_000000372063_00372_29985_4110.N1	24-NOV-2007 20:07:12	Dark	36.500	29	Bet Car	1.6720	10200.	73	29985	No
245	GOM_NL__2PRFIN20071124_200845_000000482063_00372_29985_4111.N1	24-NOV-2007 20:08:45	Dark	48.000	41	Eps Car	1.8600	4100.0	96	29985	No
246	GOM_NL__2PRFIN20071124_201413_000000592063_00372_29985_4112.N1	24-NOV-2007 20:14:13	Dark	58.500	2	Alp Car	-0.73600	7000.0	117	29985	No
247	GOM_NL__2PRFIN20071124_202909_000000472063_00372_29985_4113.N1	24-NOV-2007 20:29:09	Straylight	46.500	165	34Gam Eri	2.9500	3200.0	93	29985	No
248	GOM_NL__2PRFIN20071124_203433_000000422063_00372_29985_4114.N1	24-NOV-2007 20:34:33	Tw_i_and_stray	42.000	94	92Alp Cet	2.5260	3100.0	84	29985	No
249	GOM_NL__2PRFIN20071124_204326_000000352063_00372_29985_4115.N1	24-NOV-2007 20:43:26	Bright	35.000	173	4Bet Tri	3.0040	8900.0	70	29985	No
250	GOM_NL__2PRFIN20071124_204514_000000372063_00372_29985_4116.N1	24-NOV-2007 20:45:14	Bright	36.500	79	26Bet Per	2.3100	13100.	73	29985	No
251	GOM_NL__2PRFIN20071124_204741_000000382063_00372_29985_4117.N1	24-NOV-2007 20:47:41	Bright	38.000	175	39Del Per	3.0100	19400.	76	29985	No
252	GOM_NL__2PRFIN20071124_205041_000000362063_00372_29985_4118.N1	24-NOV-2007 20:50:41	Bright	35.500	110	37Del Cas	2.6780	8900.0	71	29985	No
253	GOM_NL__2PRFIN20071124_205841_000000372063_00372_29985_4119.N1	24-NOV-2007 20:58:41	Bright	36.500	49	1Alp UMi	1.9900	6300.0	73	29985	No
254	GOM_NL__2PRFIN20071124_210315_000000342063_00372_29985_4120.N1	24-NOV-2007 21:03:15	Bright	34.000	60	7Bet UMi	2.0810	3950.0	68	29985	No
255	GOM_NL__2PRFIN20071124_210839_000000392063_00372_29985_4121.N1	24-NOV-2007 21:08:39	Bright	39.000	32	77Eps UMa	1.7630	11000.	78	29985	No
256	GOM_NL__2PRFIN20071124_211032_000000372063_00372_29985_4122.N1	24-NOV-2007 21:10:32	Bright	36.500	39	85Eta UMa	1.8540	24000.	73	29985	No
257	GOM_NL__2PRFIN20071124_211400_000000382063_00372_29985_4123.N1	24-NOV-2007 21:14:00	Bright	37.500	152	12Alp2CVn	2.8900	11000.	75	29985	No
258	GOM_NL__2PRFIN20071124_211914_000000342063_00372_29985_4124.N1	24-NOV-2007 21:19:14	Bright	33.500	111	8Eta Boo	2.6800	6000.0	67	29985	No
259	GOM_NL__2PRFIN20071124_212206_000000412063_00372_29985_4125.N1	24-NOV-2007 21:22:06	Bright	40.500	138	47Eps Vir	2.8280	4700.0	81	29985	No
260	GOM_NL__2PRFIN20071124_212610_000000572063_00372_29985_4126.N1	24-NOV-2007 21:26:10	Bright	56.500	121	29Gam Vir	2.7400	7200.0	113	29985	No
261	GOM_NL__2PRFIN20071124_213131_000000422063_00372_29985_4127.N1	24-NOV-2007 21:31:31	Tw_i_and_stray	41.500	100	4Gam Crv	2.5800	13100.	83	29985	No
262	GOM_NL__2PRFIN20071124_213305_000000432063_00372_29985_4128.N1	24-NOV-2007 21:33:05	Twilight	43.000	171	2Eps Crv	3.0010	4250.0	86	29985	No
263	GOM_NL__2PRFIN20071124_214232_000000422063_00373_29986_4122.N1	24-NOV-2007 21:42:32	Dark	42.000	113	Mu Vel	2.6920	5000.0	84	29986	No
264	GOM_NL__2PRFIN20071124_214458_000000382063_00373_29986_4123.N1	24-NOV-2007 21:44:58	Dark	37.500	124	The Car	2.7640	30000.	75	29986	No
265	GOM_NL__2PRFIN20071124_214749_000000372063_00373_29986_4124.N1	24-NOV-2007 21:47:49	Dark	37.000	29	Bet Car	1.6720	10200.	74	29986	No
266	GOM_NL__2PRFIN20071124_214921_000000432063_00373_29986_4125.N1	24-NOV-2007 21:49:21	Dark	42.500	41	Eps Car	1.8600	4100.0	85	29986	No
267	GOM_NL__2PRFIN20071124_215450_000000492063_00373_29986_4126.N1	24-NOV-2007 21:54:50	Dark	48.500	2	Alp Car	-0.73600	7000.0	97	29986	No
268	GOM_NL__2PRFIN20071124_220945_000000452063_00373_29986_4127.N1	24-NOV-2007 22:09:45	Straylight	44.500	165	34Gam Eri	2.9500	3200.0	89	29986	No
269	GOM_NL__2PRFIN20071124_221509_000000452063_00373_29986_4128.N1	24-NOV-2007 22:15:09	Tw_i_and_stray	45.000	94	92Alp Cet	2.5260	3100.0	90	29986	No
270	GOM_NL__2PRFIN20071124_222402_000000352063_00373_29986_4129.N1	24-NOV-2007 22:24:02	Bright	34.500	173	4Bet Tri	3.0040	8900.0	69	29986	No
271	GOM_NL__2PRFIN20071124_222550_000000382063_00373_29986_4130.N1	24-NOV-2007 22:25:50	Bright	37.500	79	26Bet Per	2.3100	13100.	75	29986	No
272	GOM_NL__2PRFIN20071124_222816_000000372063_00373_29986_4131.N1	24-NOV-2007 22:28:16	Bright	37.000	175	39Del Per	3.0100	19400.	74	29986	No
273	GOM_NL__2PRFIN20071124_223117_000000352063_00373_29986_4132.N1	24-NOV-2007 22:31:17	Bright	35.000	110	37Del Cas	2.6780	8900.0	70	29986	No
274	GOM_NL__2PRFIN20071124_223917_000000352063_00373_29986_4133.N1	24-NOV-2007 22:39:17	Bright	34.500	49	1Alp UMi	1.9900	6300.0	69	29986	No
275	GOM_NL__2PRFIN20071124_224351_000000332063_00373_29986_4134.N1	24-NOV-2007 22:43:51	Bright	32.500	60	7Bet UMi	2.0810	3950.0	65	29986	No
276	GOM_NL__2PRFIN20071124_224915_000000392063_00373_29986_4135.N1	24-NOV-2007 22:49:15	Bright	38.500	32	77Eps UMa	1.7630	11000.	77	29986	No
277	GOM_NL__2PRFIN20071124_225108_000000372063_00373_29986_4136.N1	24-NOV-2007 22:51:08	Bright	36.500	39	85Eta UMa	1.8540	24000.	73	29986	No
278	GOM_NL__2PRFIN20071124_225436_000000372063_00373_29986_4137.N1	24-NOV-2007 22:54:36	Bright	36.500	152	12Alp2CVn	2.8900	11000.	73	29986	No

279	GOM_NL__2PRFIN20071124_225950_000000342063_00373_29986_4138.N1	24-NOV-2007 22:59:50	Bright	33.500	111	8Eta Boo	2.6800	6000.0	67	29986	No
280	GOM_NL__2PRFIN20071124_230242_000000362063_00373_29986_4139.N1	24-NOV-2007 23:02:42	Bright	36.000	138	47Eps Vir	2.8280	4700.0	72	29986	No
281	GOM_NL__2PRFIN20071124_230646_000000392063_00373_29986_4140.N1	24-NOV-2007 23:06:46	Bright	38.500	121	29Gam Vir	2.7400	7200.0	77	29986	No
282	GOM_NL__2PRFIN20071124_231208_000000402063_00373_29986_4141.N1	24-NOV-2007 23:12:08	Twilight	40.000	100	4Gam Crv	2.5800	13100.	80	29986	No
283	GOM_NL__2PRFIN20071124_231342_000000442063_00373_29986_4142.N1	24-NOV-2007 23:13:42	Twilight	44.000	171	2Eps Crv	3.0010	4250.0	88	29986	No
284	GOM_NL__2PRFIN20071124_232309_000000422063_00374_29987_4156.N1	24-NOV-2007 23:23:09	Dark	42.000	113	Mu Vel	2.6920	5000.0	84	29987	No
285	GOM_NL__2PRFIN20071124_232534_000000372063_00374_29987_4157.N1	24-NOV-2007 23:25:34	Dark	36.500	124	The Car	2.7640	30000.	73	29987	No
286	GOM_NL__2PRFIN20071124_232825_000000382063_00374_29987_4158.N1	24-NOV-2007 23:28:25	Dark	37.500	29	Bet Car	1.6720	10200.	75	29987	No
287	GOM_NL__2PRFIN20071124_232958_000000482063_00374_29987_4159.N1	24-NOV-2007 23:29:58	Dark	47.500	41	Eps Car	1.8600	4100.0	95	29987	No
288	GOM_NL__2PRFIN20071124_233526_000000592063_00374_29987_4160.N1	24-NOV-2007 23:35:26	Dark	59.000	2	Alp Car	-0.73600	7000.0	118	29987	No
289	GOM_NL__2PRFIN20071124_235020_000000472063_00374_29987_4161.N1	24-NOV-2007 23:50:20	Straylight	47.000	165	34Gam Eri	2.9500	3200.0	94	29987	No
290	GOM_NL__2PRFIN20071124_235545_000000452063_00374_29987_4162.N1	24-NOV-2007 23:55:45	Twilight	44.500	94	92Alp Cet	2.5260	3100.0	89	29987	No

### 3. Quality information per product


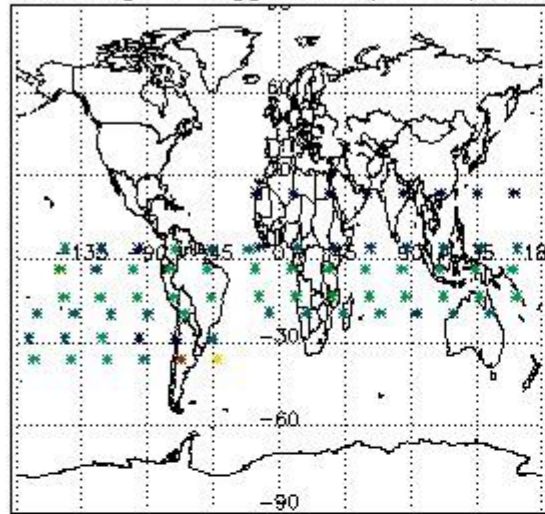
In this section it is plotted some information contained in the Quality Summary data set of the level 2 products. Only products in dark limb conditions and without errors (error flag in the MPH set to "0") are used.

#### 3.1 Plot quality information per product (time dependant)

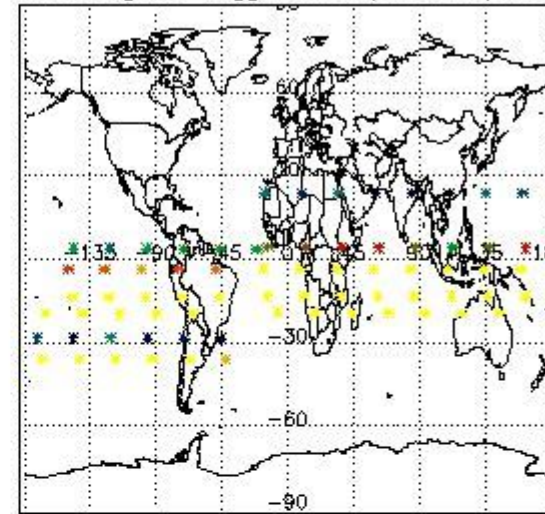


#### 3.2 Plot quality information per product (world map)

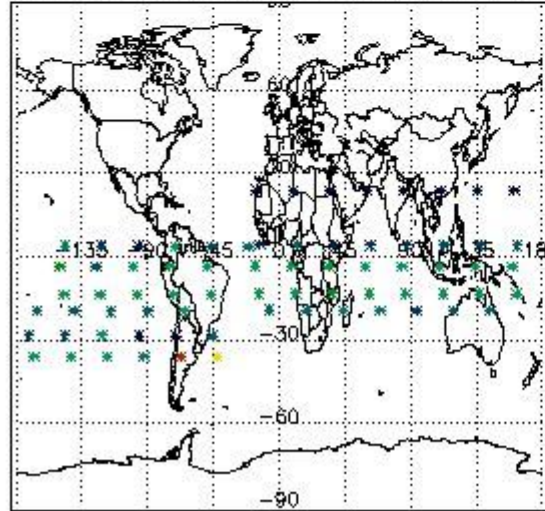
Percentage of flagged data per O3 profile



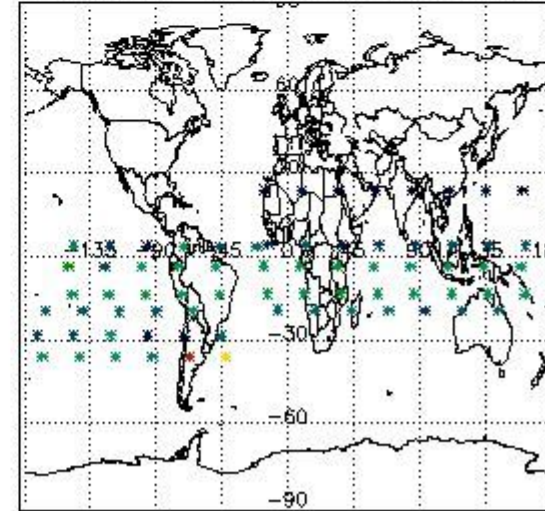
Percentage of flagged data per H2O profile



Percentage of flagged data per NO2 profile



Percentage of flagged data per NO3 profile

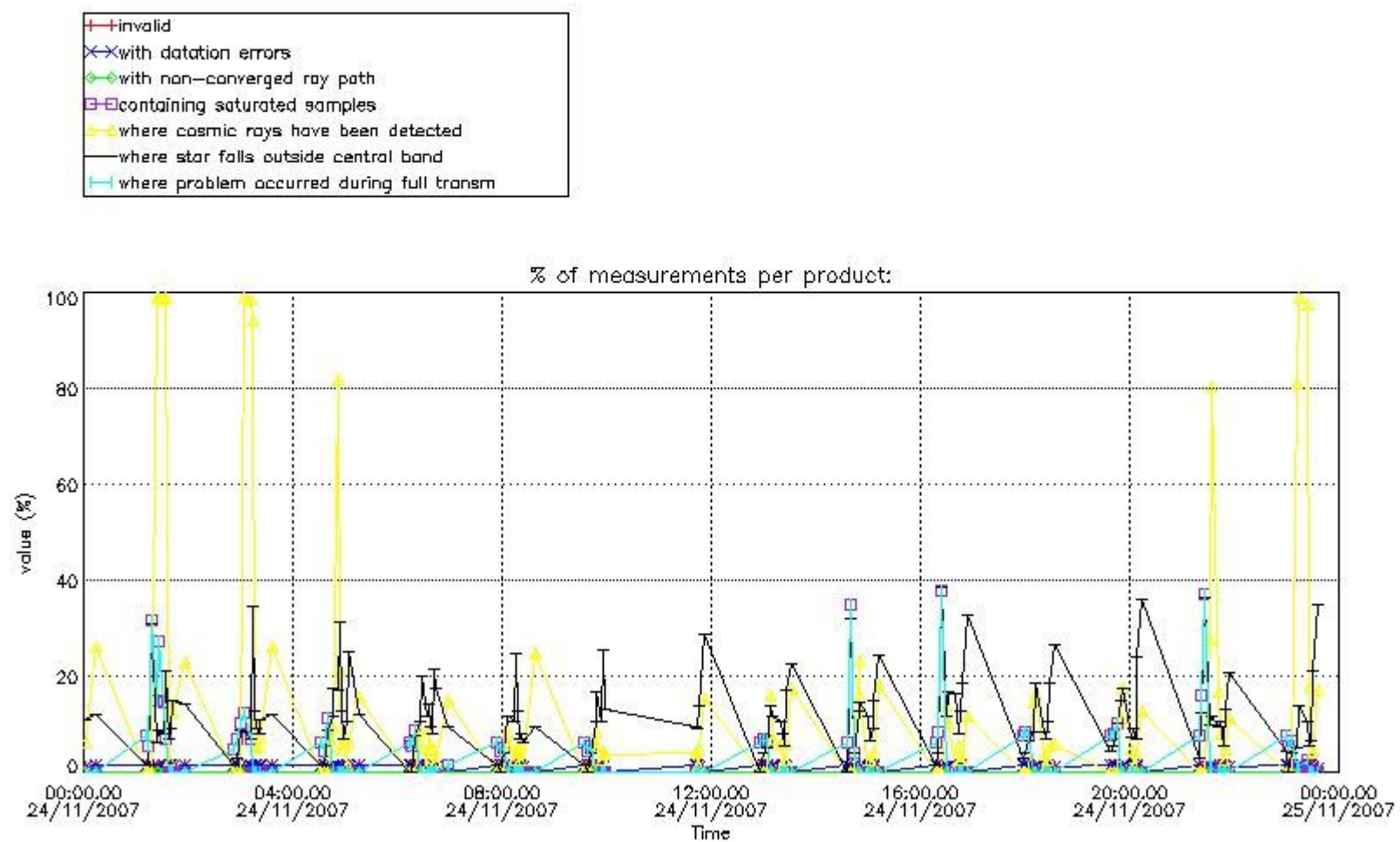


#### 4. Level 1 quality information per product

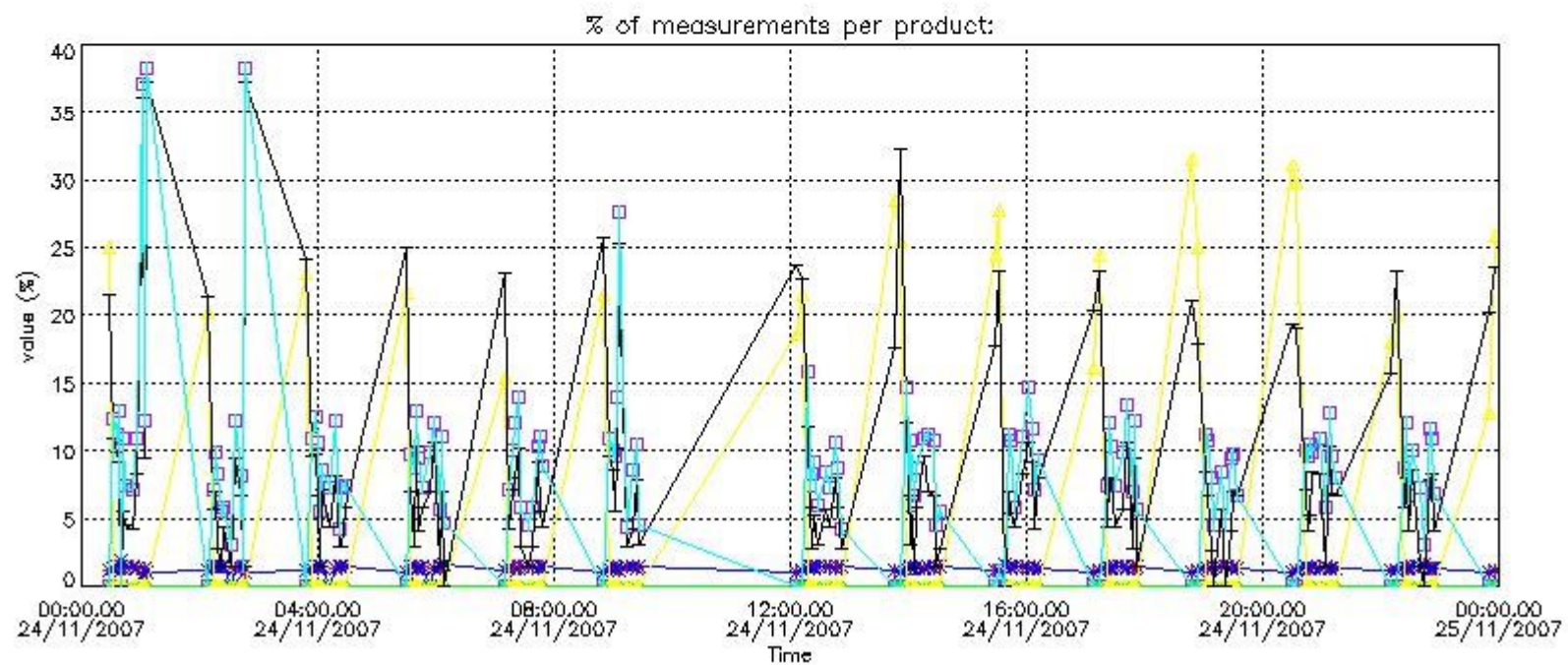
In this section it is plotted some information contained in the Quality Summary data set of the level 2 products that comes from the level 1b processing. Products without errors (error flag in the MPH set to "0") are used.

##### 4.1 Plot quality information per product (time dependant) coming from level 1b processing

###### 4.1.1 Plot level 1 quality information per product (time dependant): ENVISAT ASCENDING passes

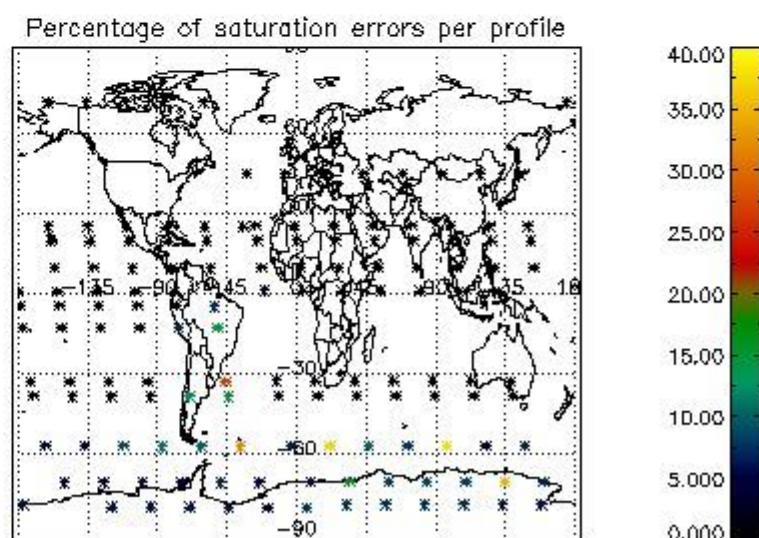
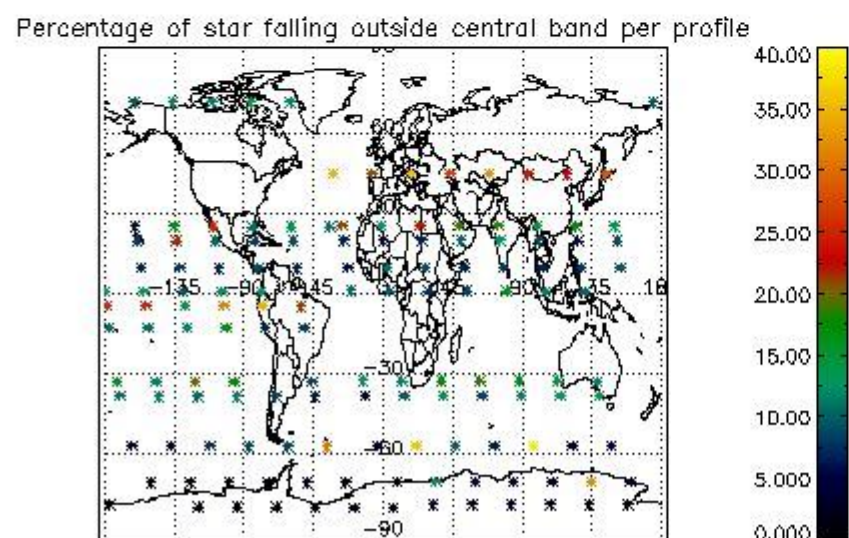
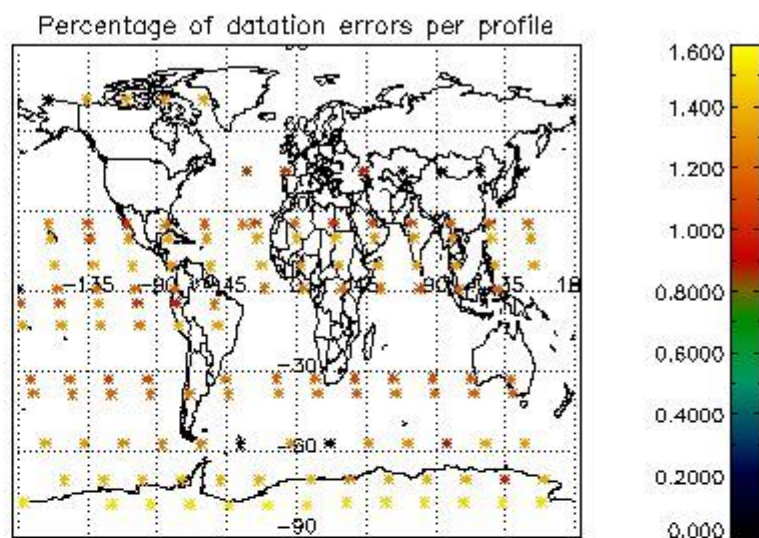
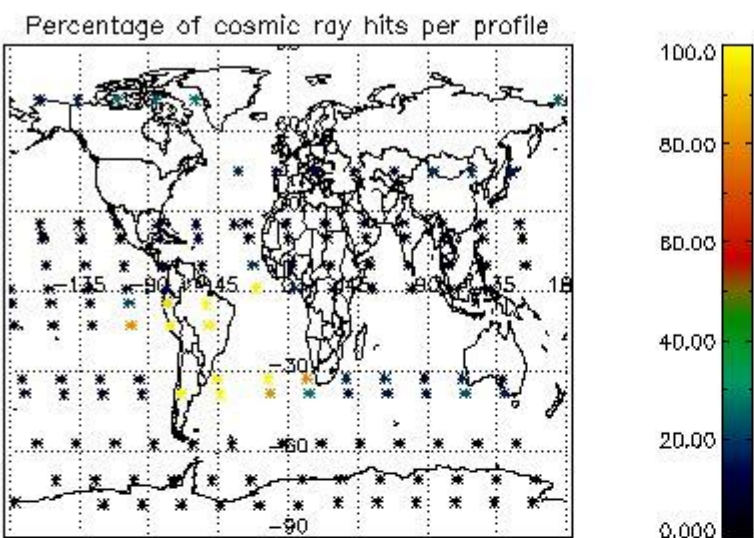


4.1.2 Plot level 1 quality information per product (time dependant): ENVI SAT DESCENDING passes

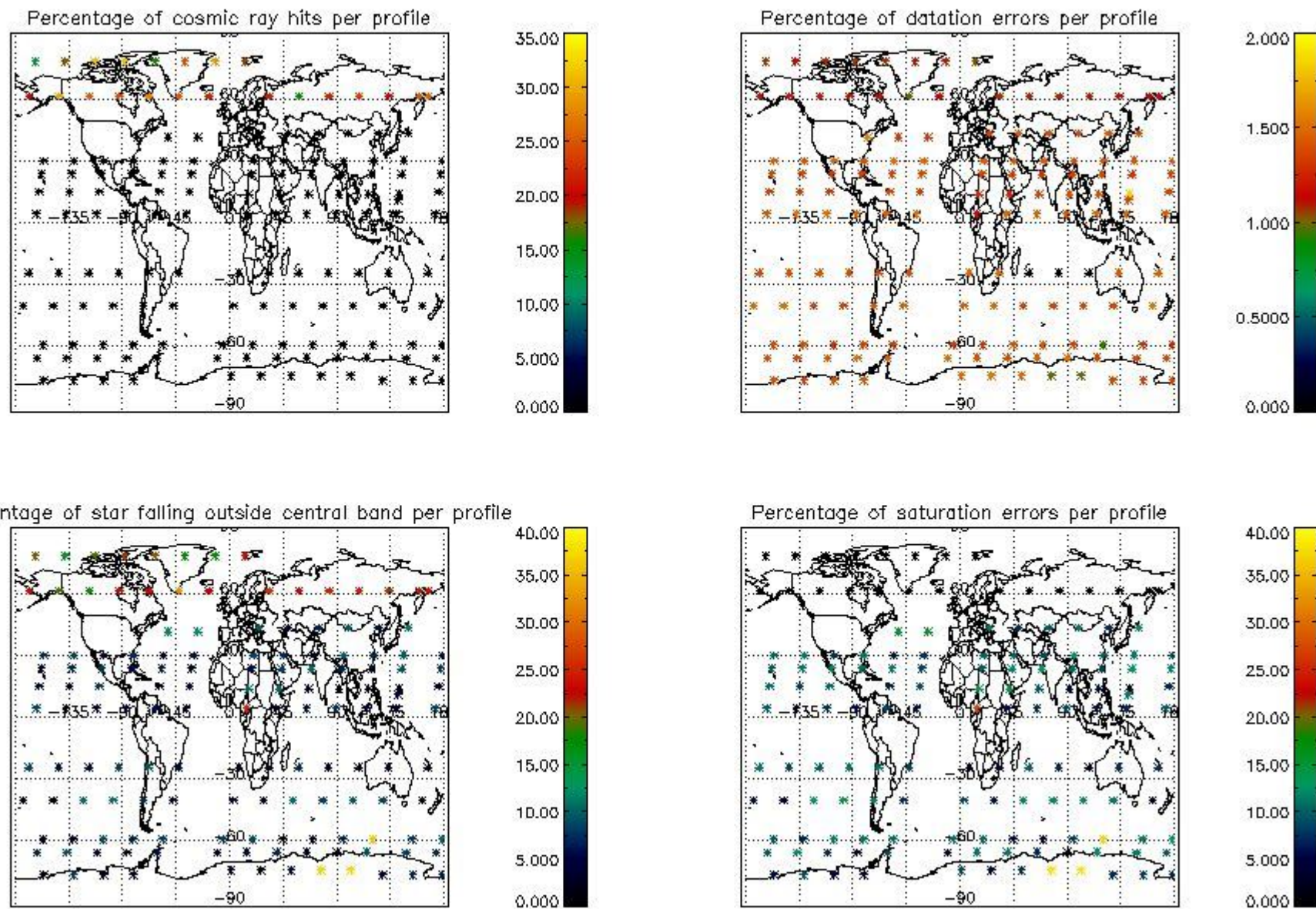


#### 4.2 Plot quality information per product coming from level 1b processing (world map)

##### 4.2.1 Plot level 1 quality information per product (world map): ENVISAT ASCENDING passes



4.2.2 Plot level 1 quality information per product (world map): ENVISAT DESCENDING passes



## 5. Trace gas profiles

### 5.1 Ozone statistics based on quality of products

The final quality of the products can be "measured" using the STD (Standard Deviation) attached to every point profile. This information is written to the parameter GOM\_NL\_\_2P/NL\_LOCAL\_SPECIES\_DENSITY/o3\_std of the level 2 products. The table below shows the statistics for given STD ranges.

The statistics are given with respect to the overall valid production:

- Products without fatal errors: GOM\_NL\_\_2P/MPH/PRODUCT\_ERR=0
- Valid point profile: GOM\_NL\_\_2P/NL\_LOCAL\_SPECIES\_DENSITY/pcd(0)=0

The 'Criteria' is applied to valid points of dark limb products:

- Products in dark limb illumination condition: GOM\_NL\_\_2P/NL\_SUMMARY\_QUALITY/obs\_ill\_cond=0
- Products without fatal errors: GOM\_NL\_\_2P/MPH/PRODUCT\_ERR=0
- Valid point profile: GOM\_NL\_\_2P/NL\_LOCAL\_SPECIES\_DENSITY/pcd(0)=0

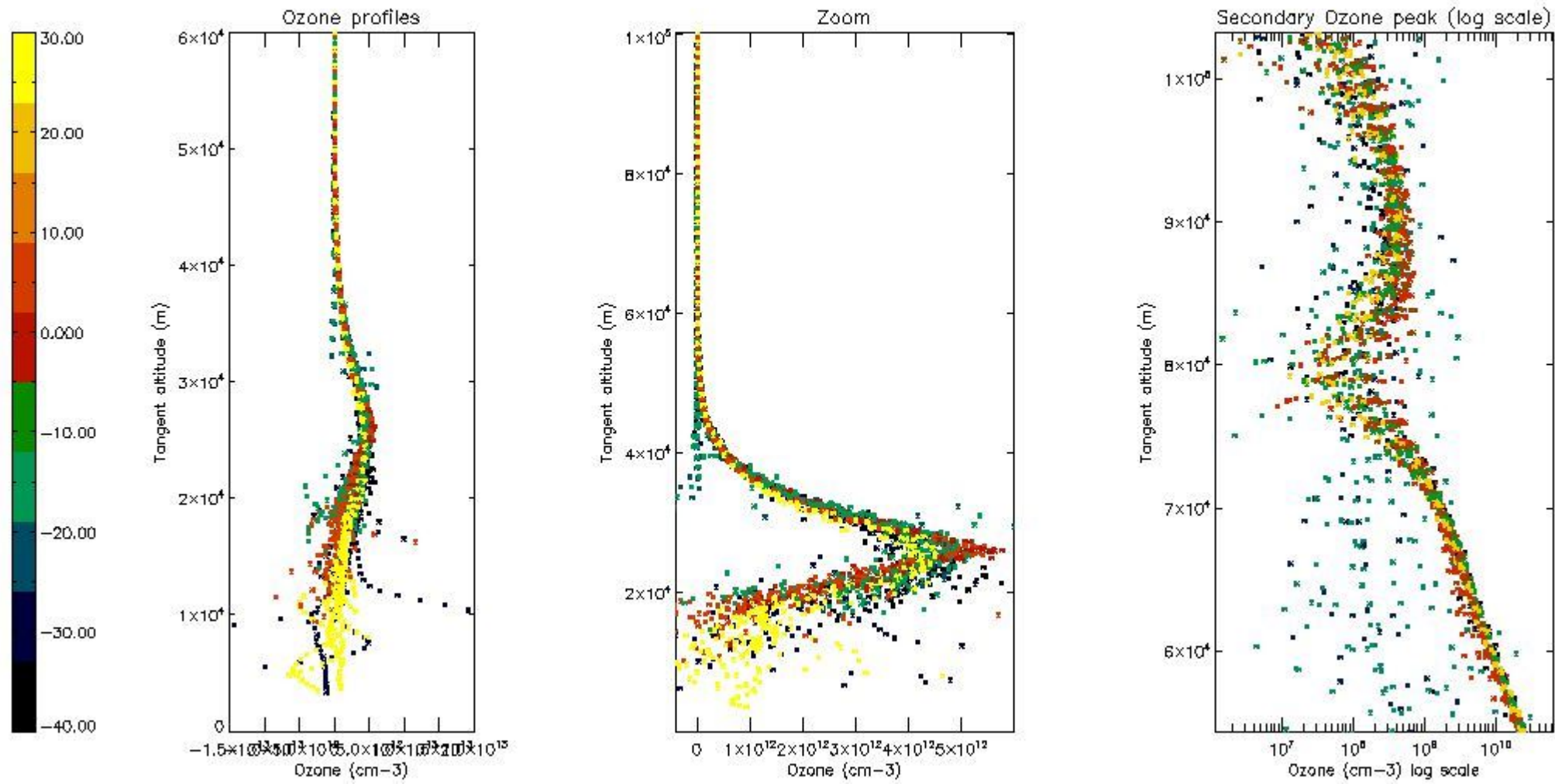
So, the table below shows the percentage of dark limb and valid observations for each criteria with respect to the overall valid daily observations.

Criteria	% of total production
All STD	28
STD < 20	15

STD < 10	11
STD < 5	6

5.2 Plot ozone profiles for all STD (dark without errors)

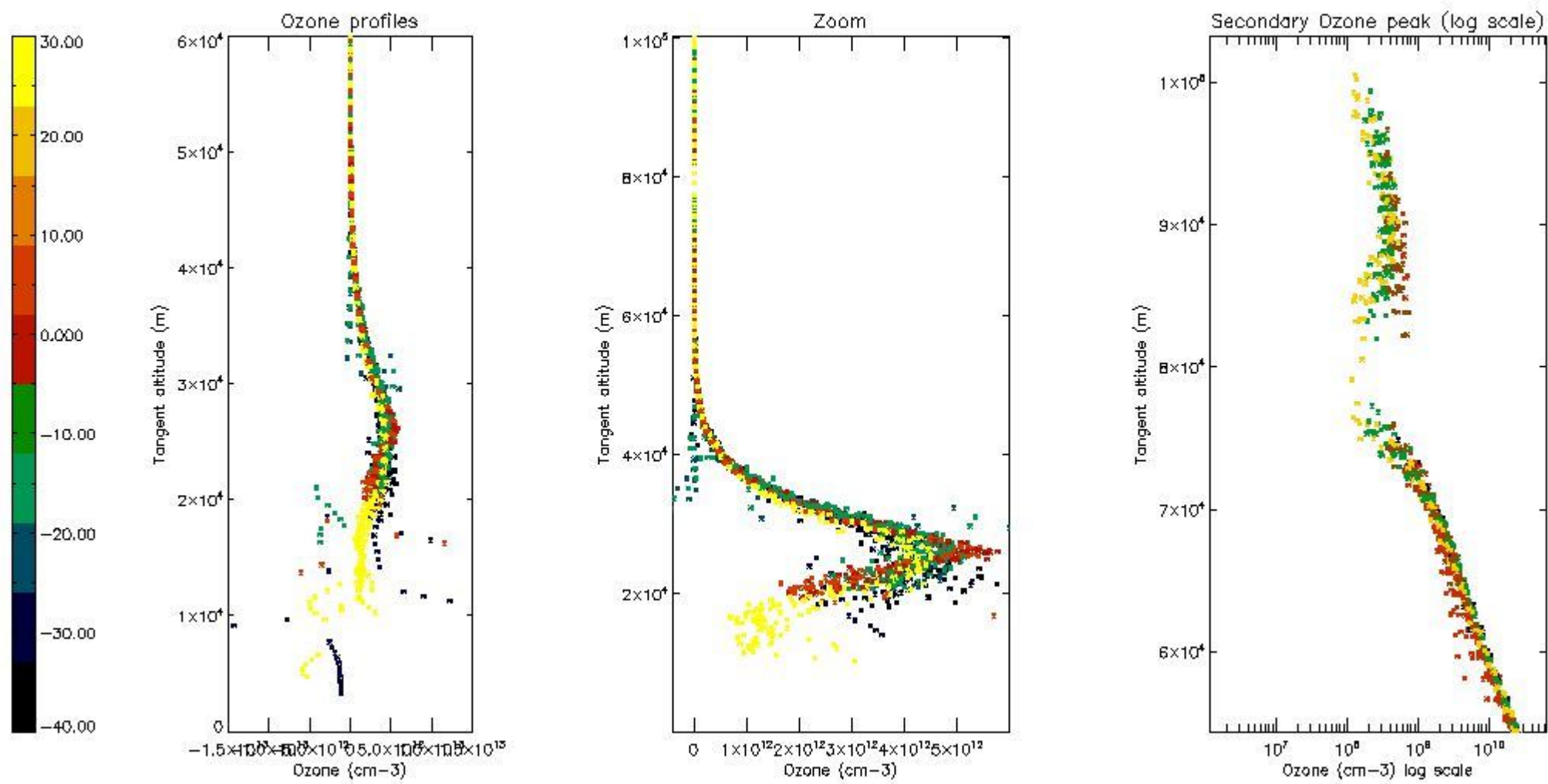
The colorbar represents the latitude.



5.3 Plot ozone profiles where STD < 20% (dark without errors)

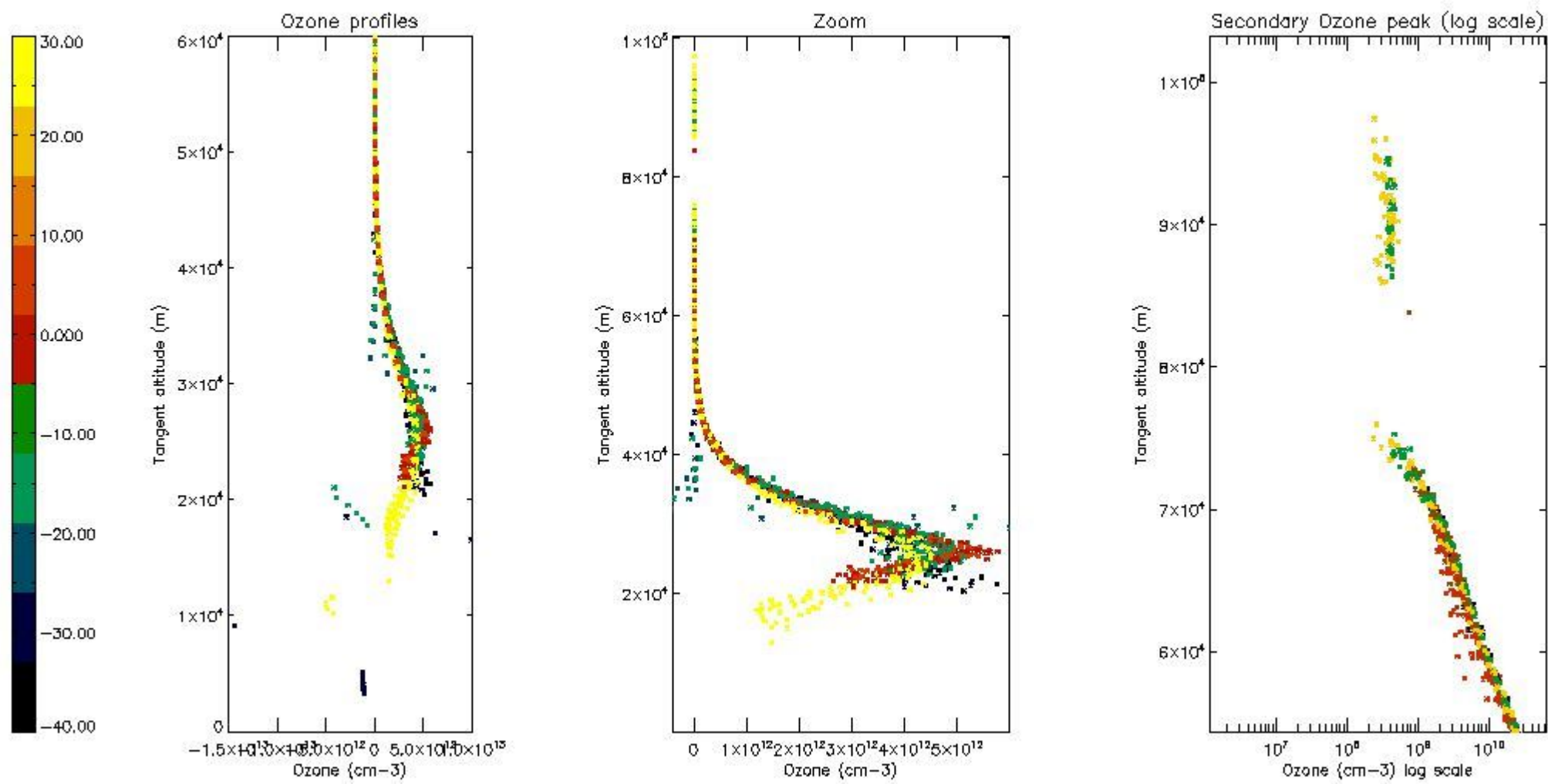
The colorbar represents the latitude.





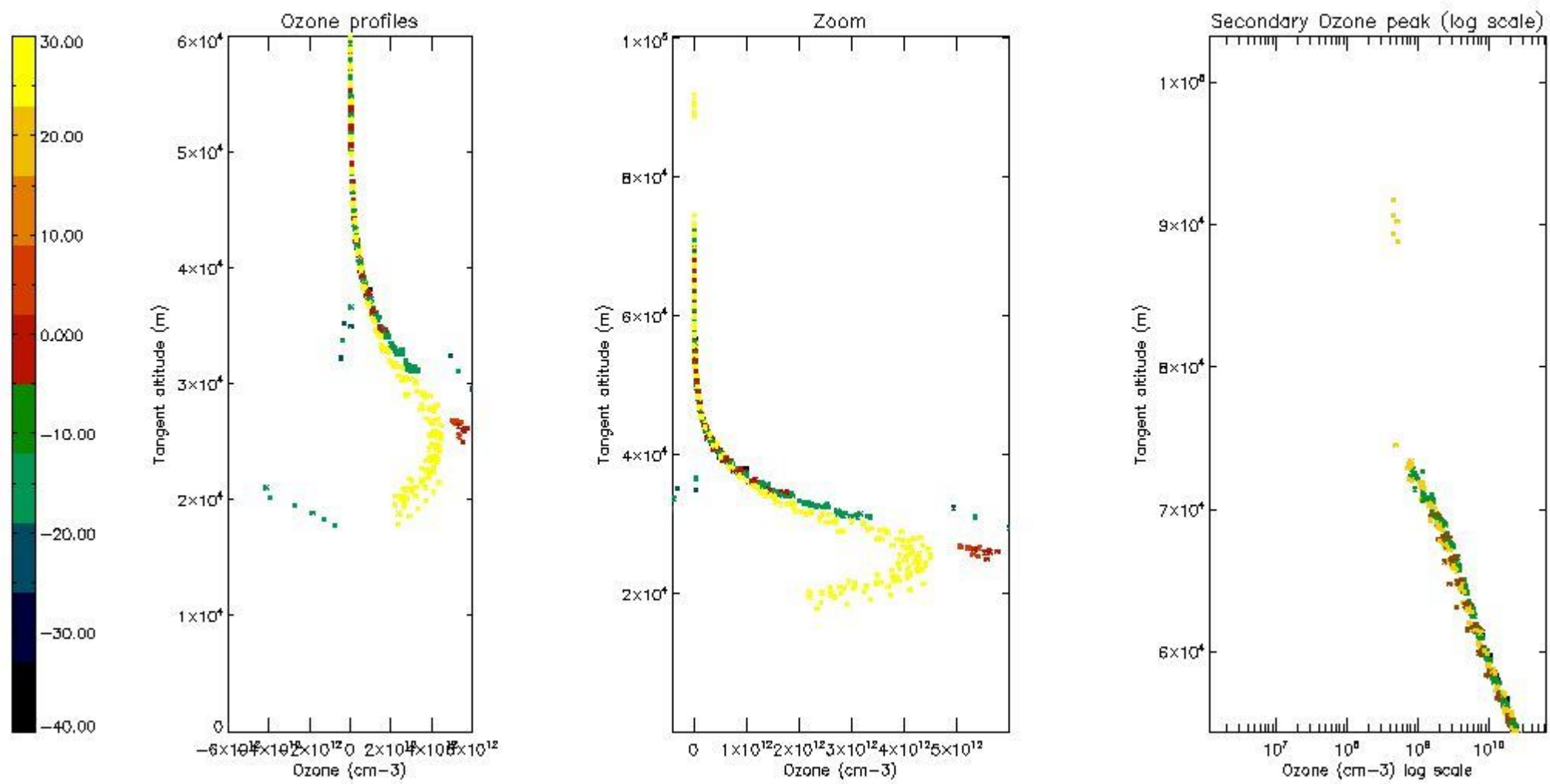
*5.4 Plot ozone profiles where STD < 10% (dark without errors)*

The colorbar represents the latitude.



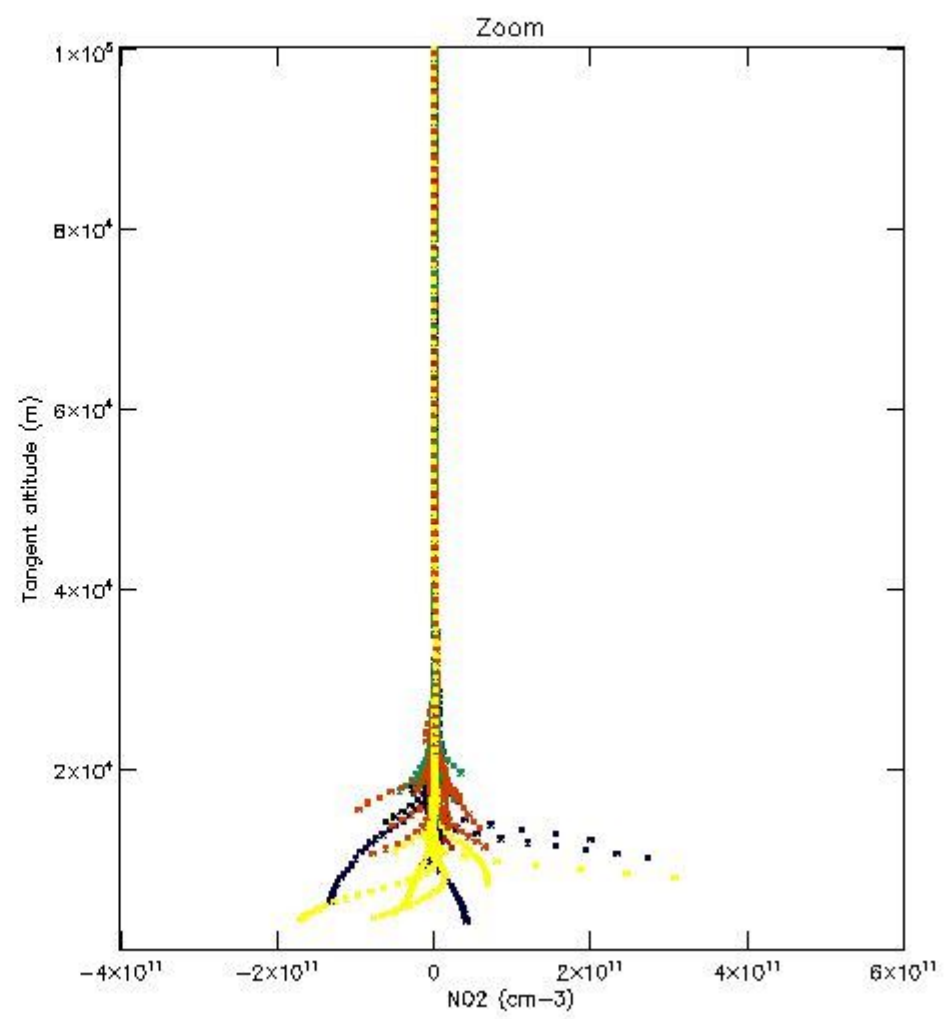
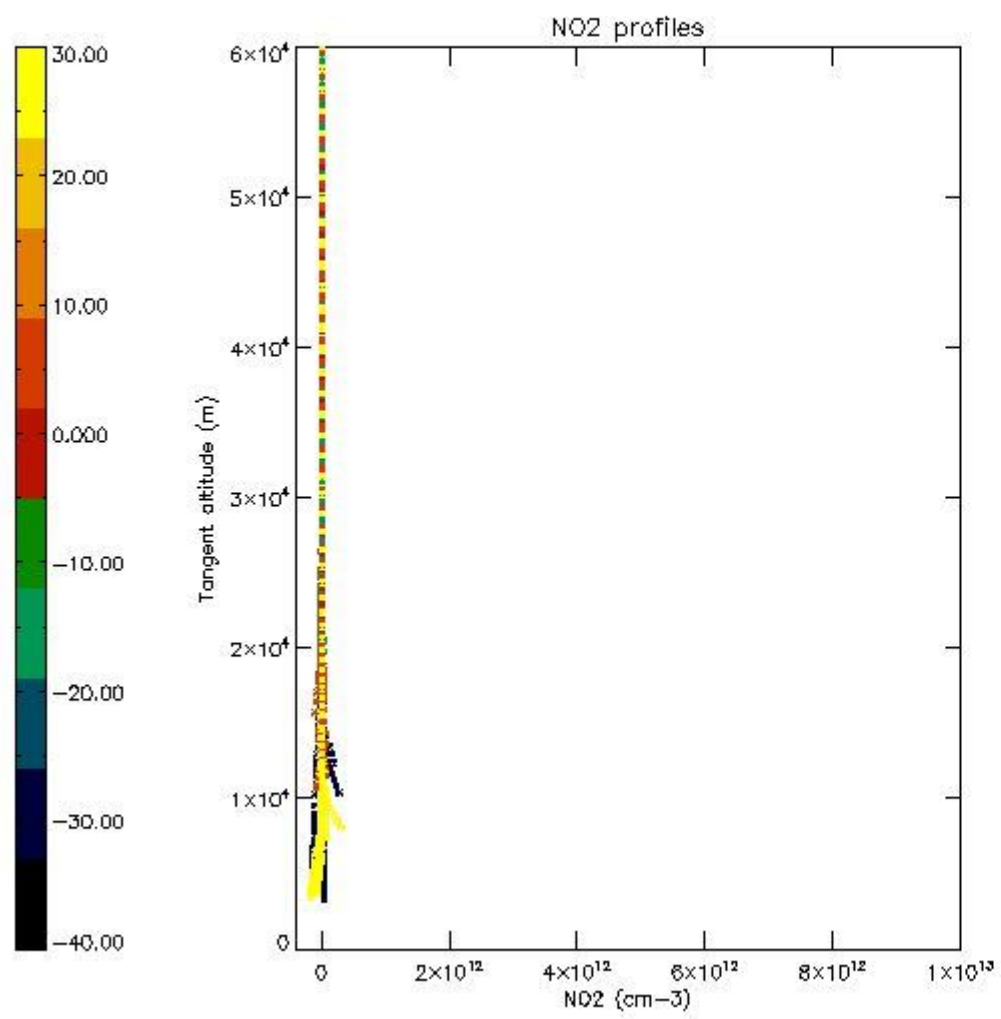
*5.5 Plot ozone profiles where STD < 5% (dark without errors)*

The colorbar represents the latitude.



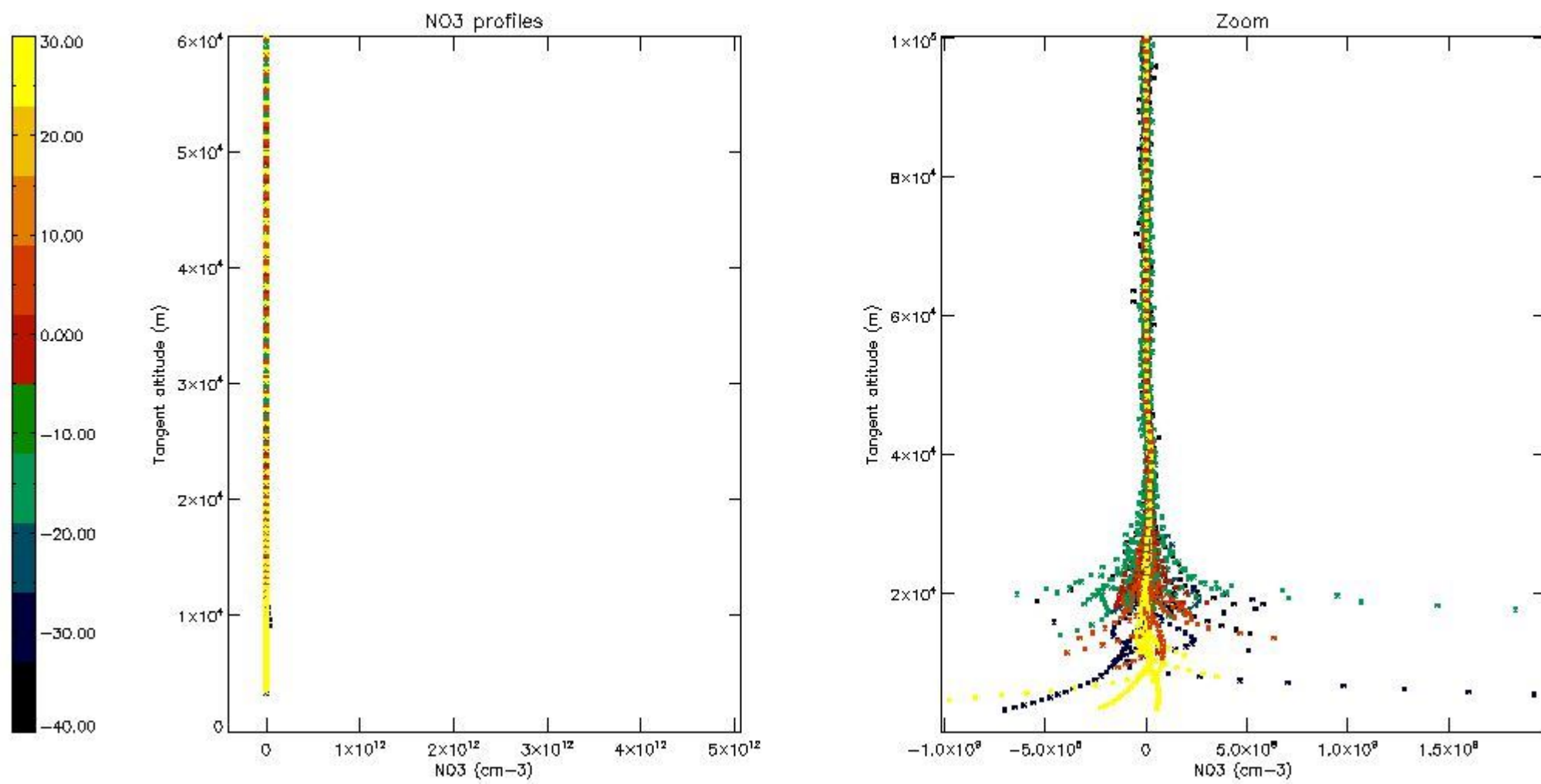
*5.6 Plot NO<sub>2</sub> profiles for all STD (dark without errors)*

The colorbar represents the latitude.



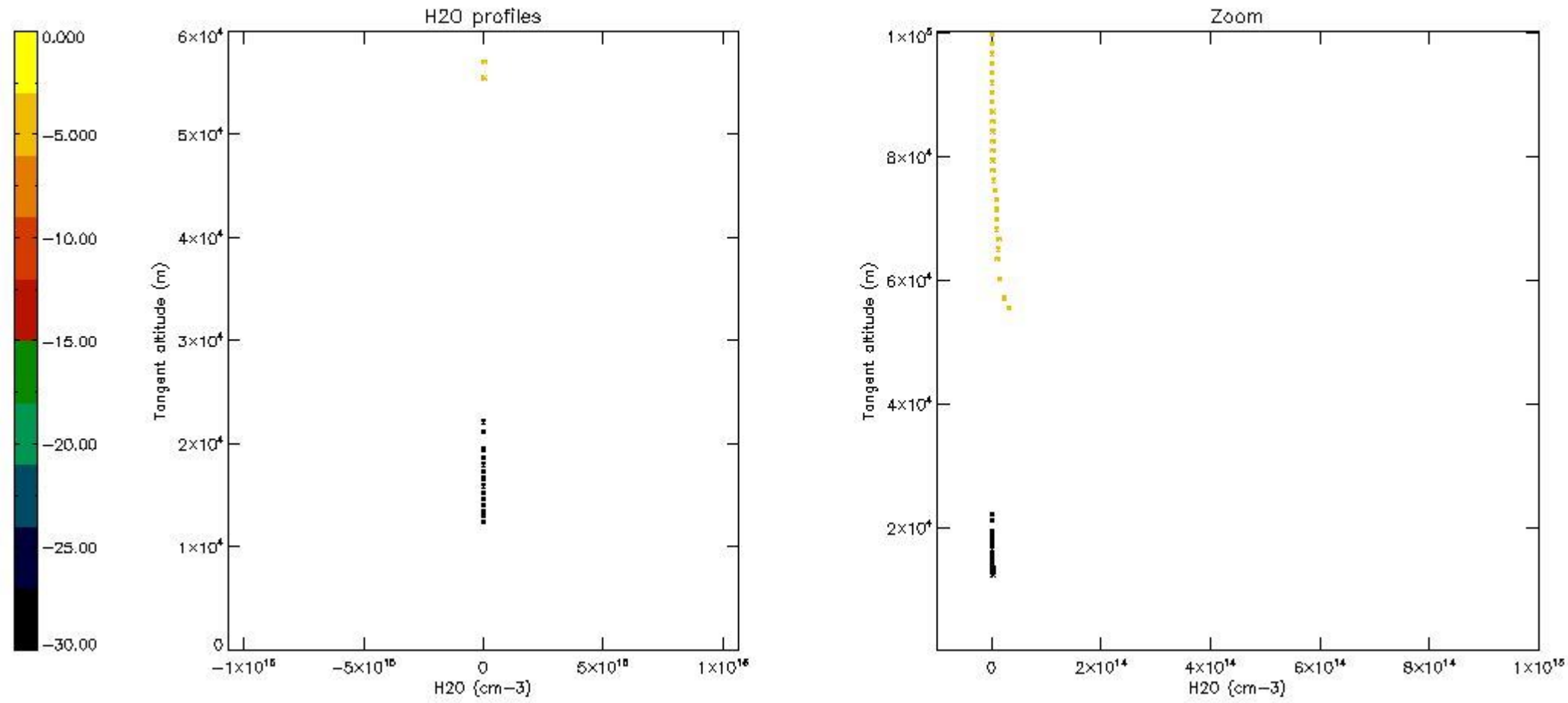
*5.7 Plot NO3 profiles for all STD (dark without errors)*

The colorbar represents the latitude.



5.8 Plot H<sub>2</sub>O profiles for all STD (only for occultations of stars 1,2,3,4,13,14,16,26,63 dark without errors)

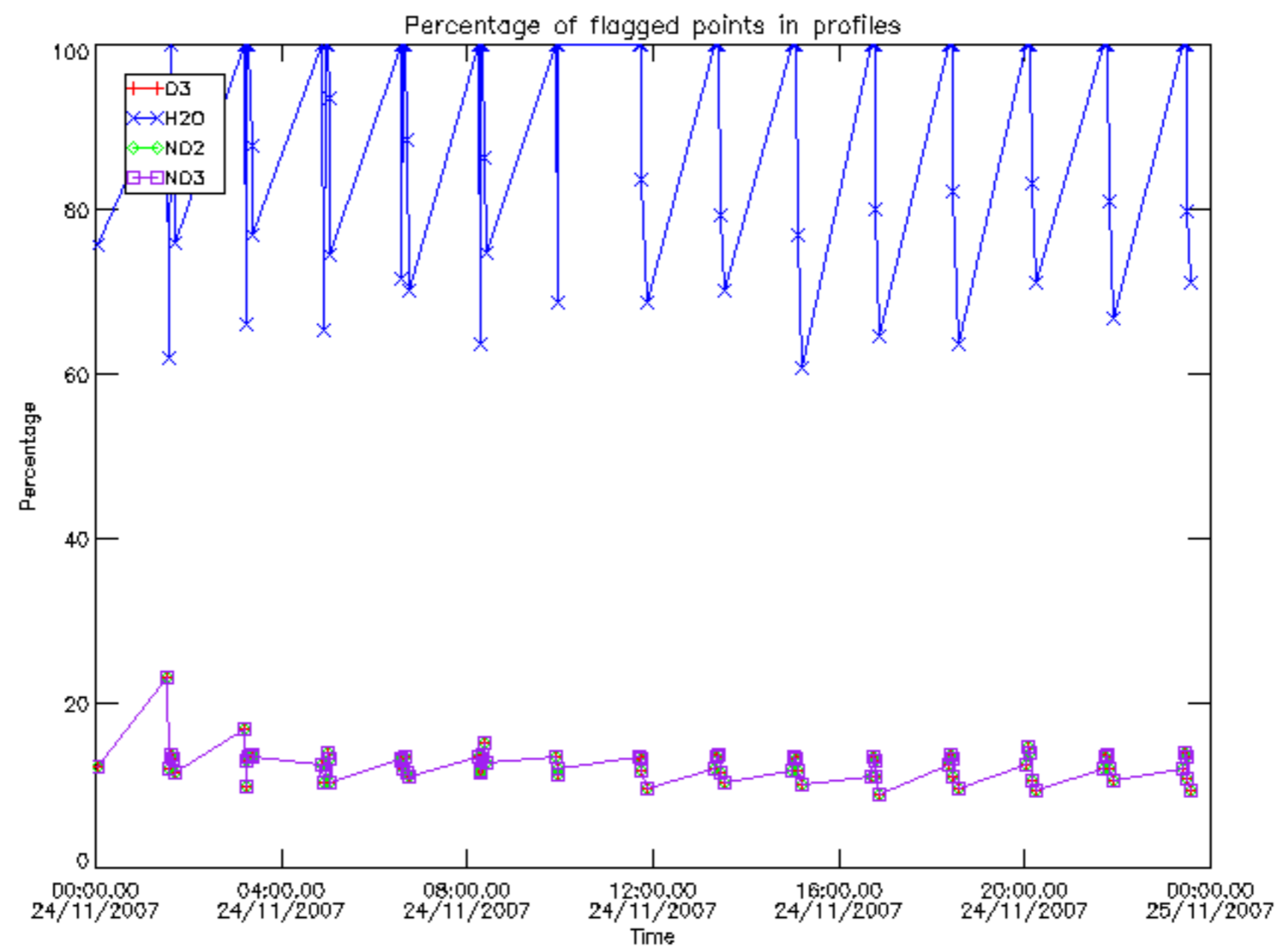
The colorbar represents the latitude.



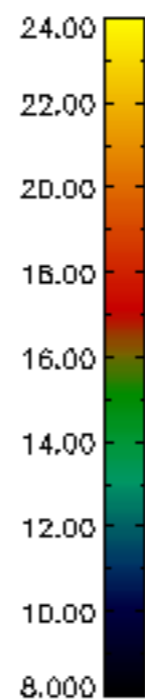
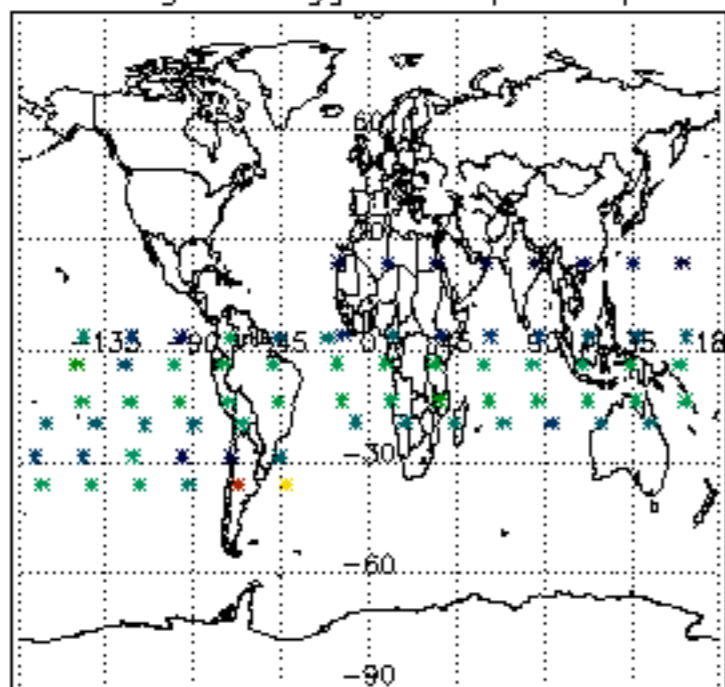
## 6. Auxiliary Data Files used for the production reported in section 2

The number reported in the third column indicates since which file (see list in section 2) the corresponding auxiliary file has been used. The fourth column is the date of those product files.

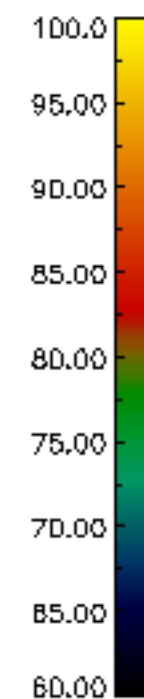
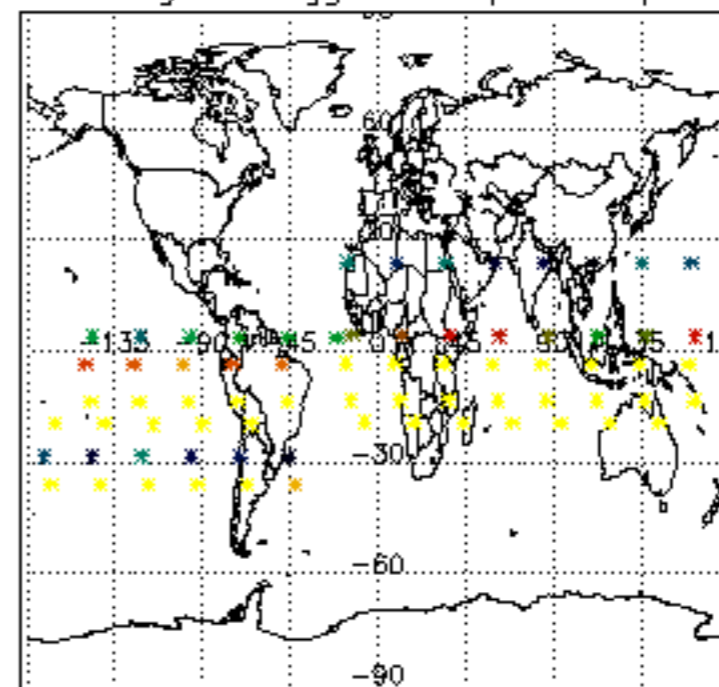
Type	Auxiliary Filename	Used since product	Used since product date
INST_PHYS_CHARACTERISTICS	GOM_INS_AXVIEC20091111_143220_20030716_120000_20500101_000000	1	24-NOV-2007 00:01:26
LEVEL-2_PROC_CONFIG	GOM_PR2_AXVIEC20091111_152718_20020301_000000_20500101_000000	1	24-NOV-2007 00:01:26
CROSS_SECTIONS_FILE	GOM_CRS_AXVIEC20091111_154832_20020301_000000_20500101_000000	1	24-NOV-2007 00:01:26



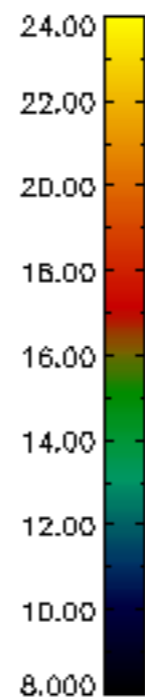
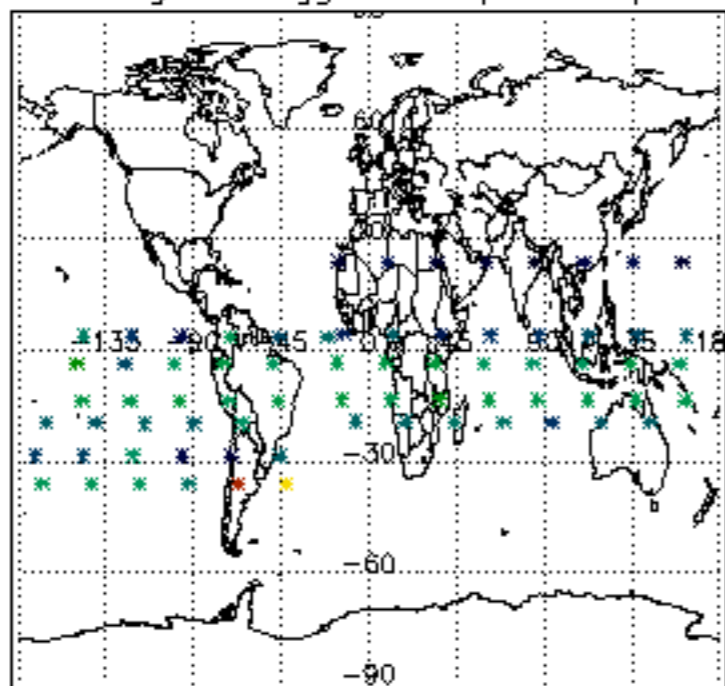
Percentage of flagged data per D3 profile



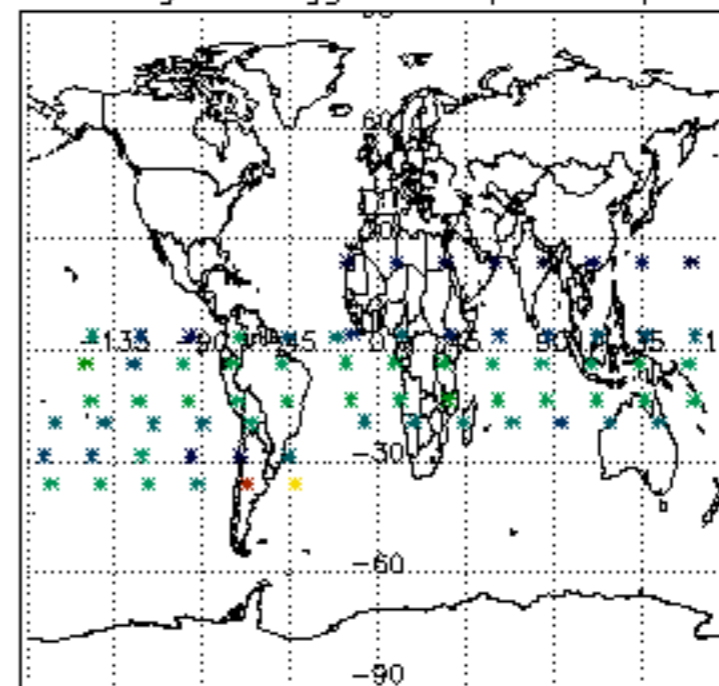
Percentage of flagged data per H2O profile



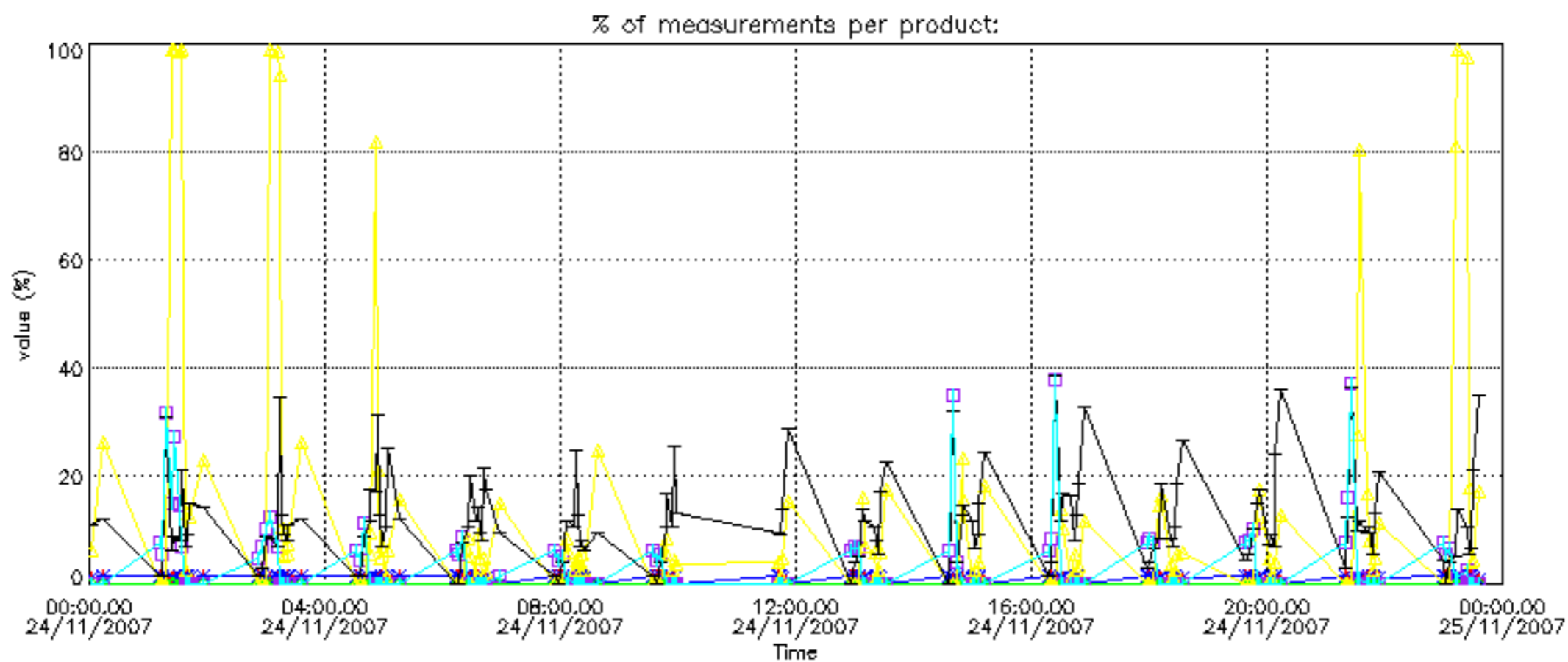
Percentage of flagged data per NO2 profile

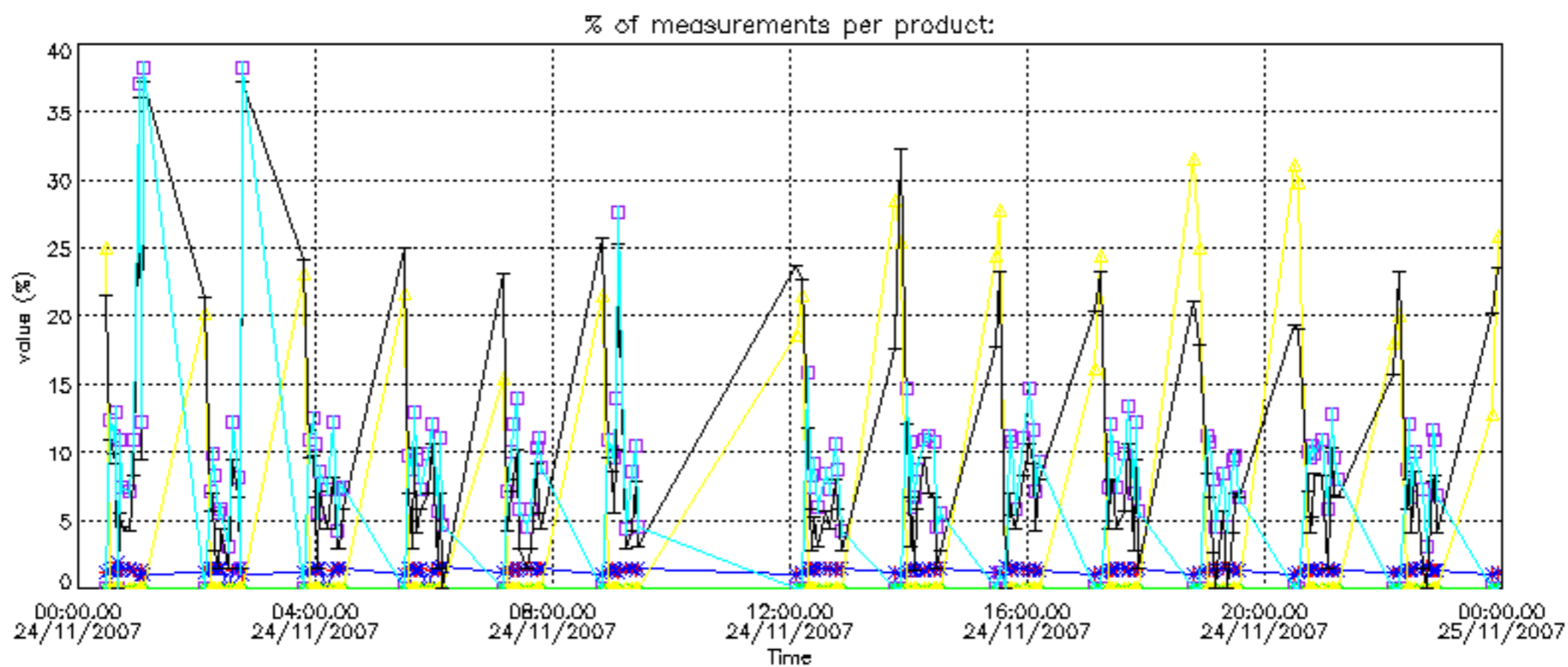


Percentage of flagged data per NO3 profile

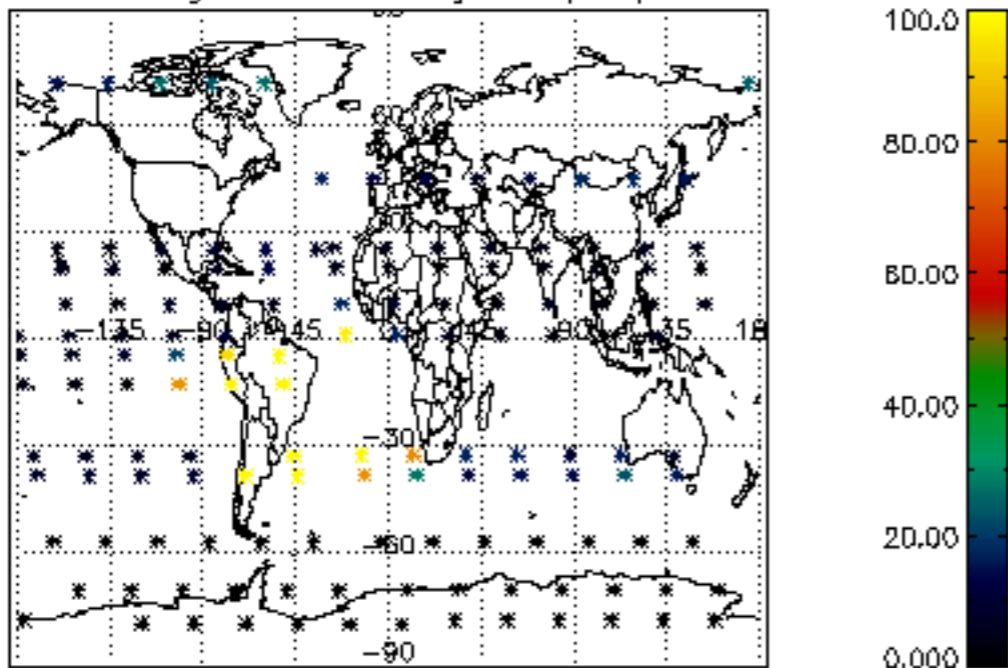




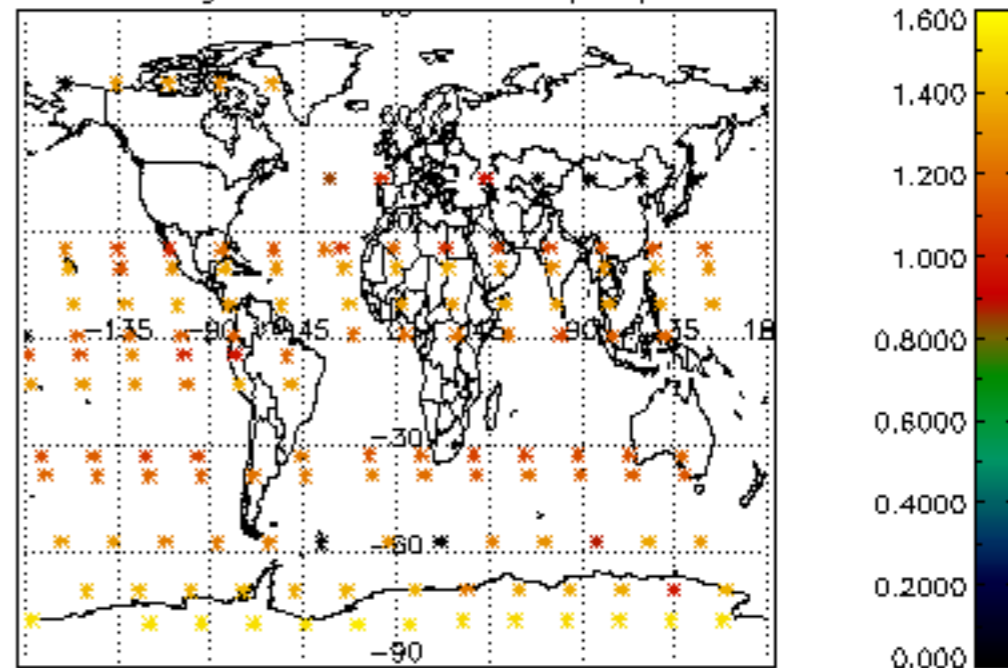




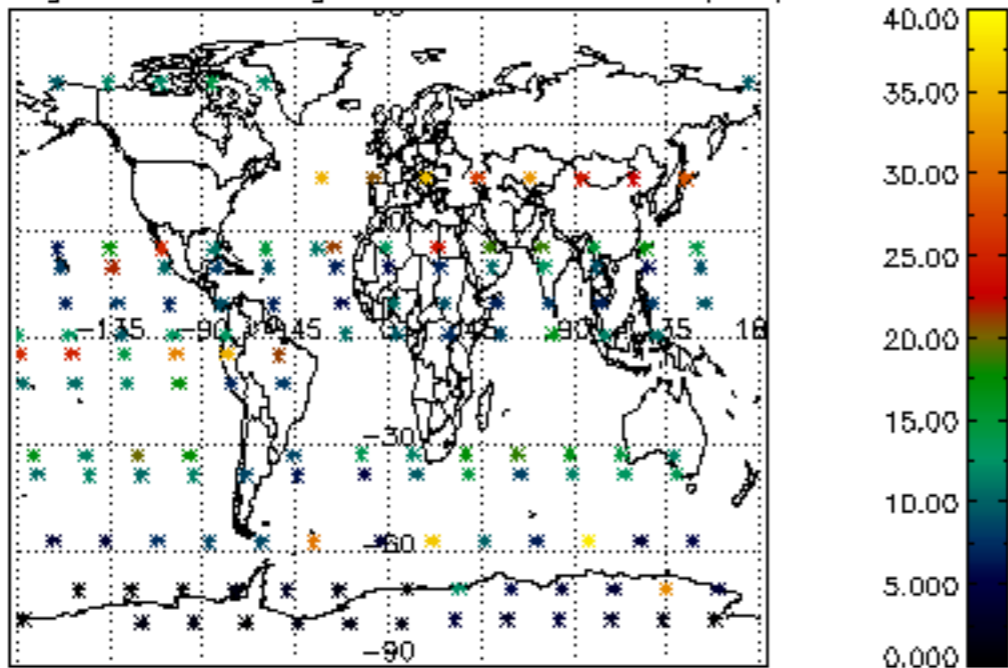
Percentage of cosmic ray hits per profile



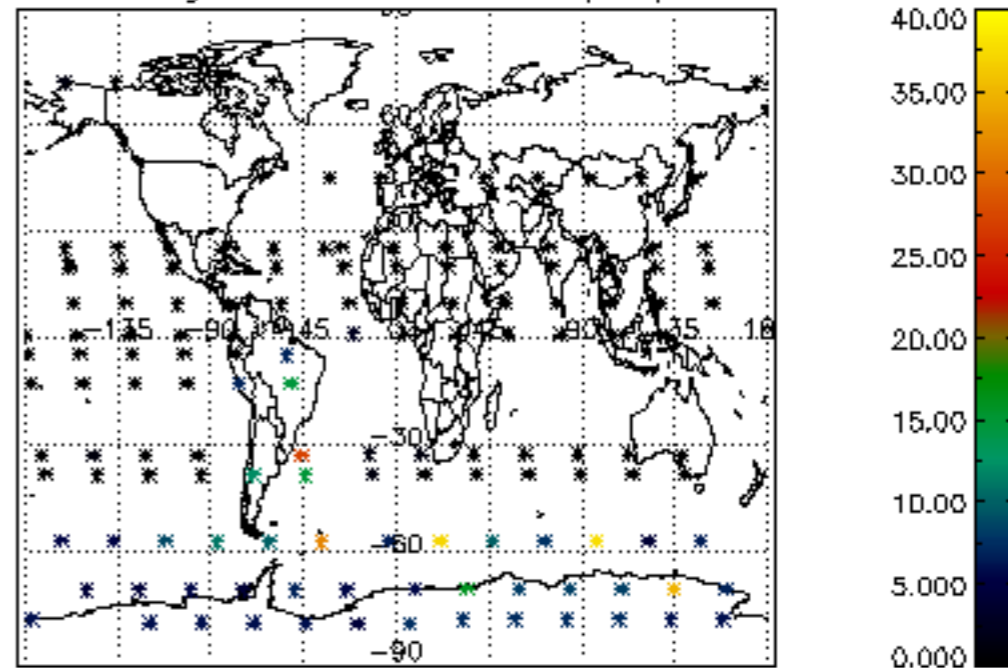
Percentage of datation errors per profile



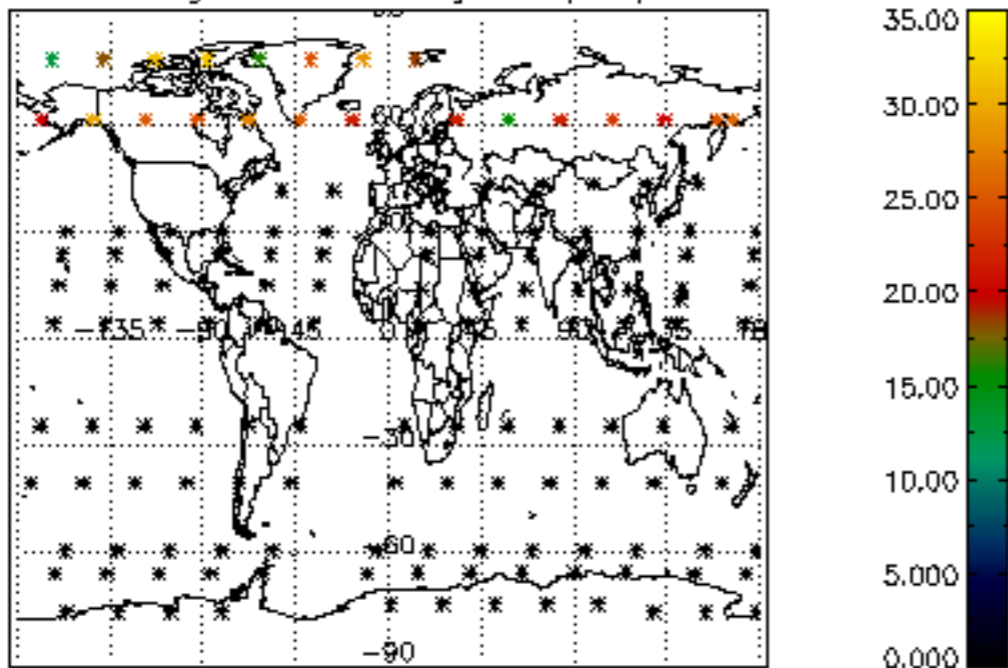
Percentage of star falling outside central band per profile



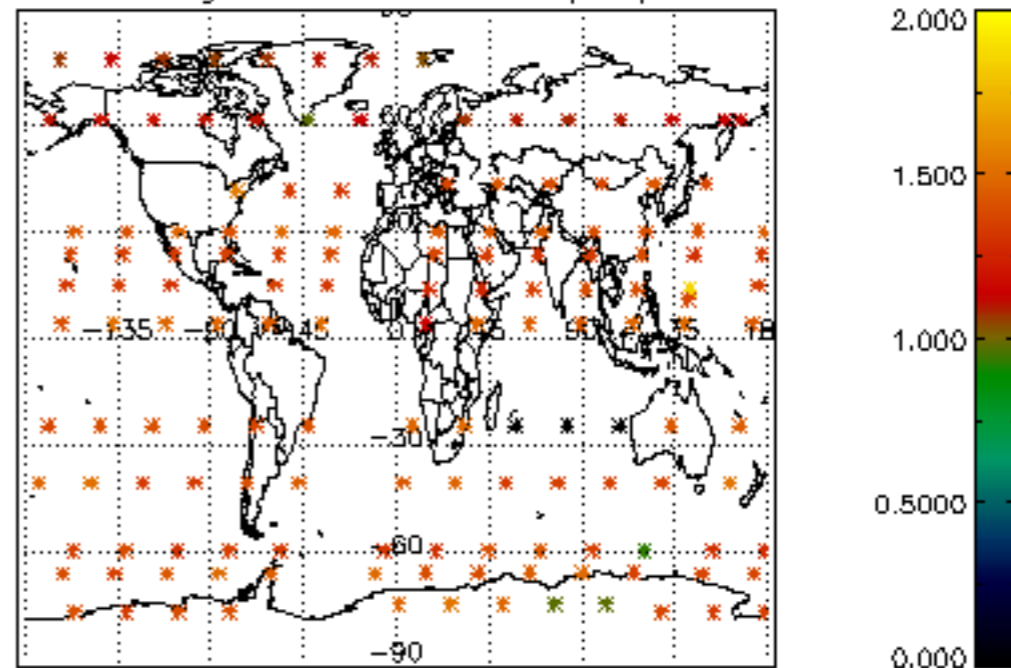
Percentage of saturation errors per profile



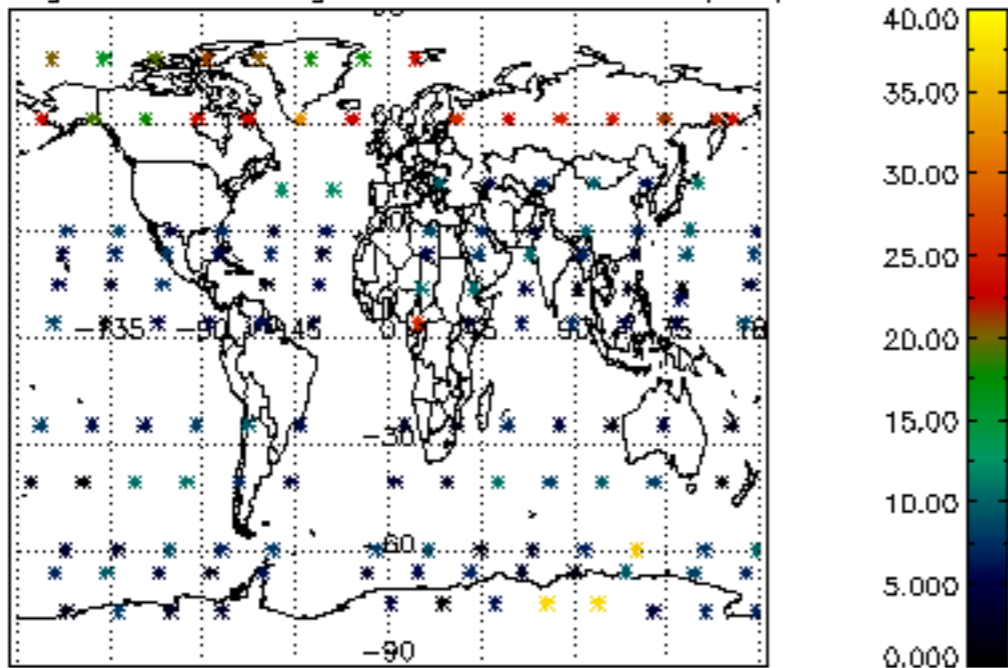
Percentage of cosmic ray hits per profile



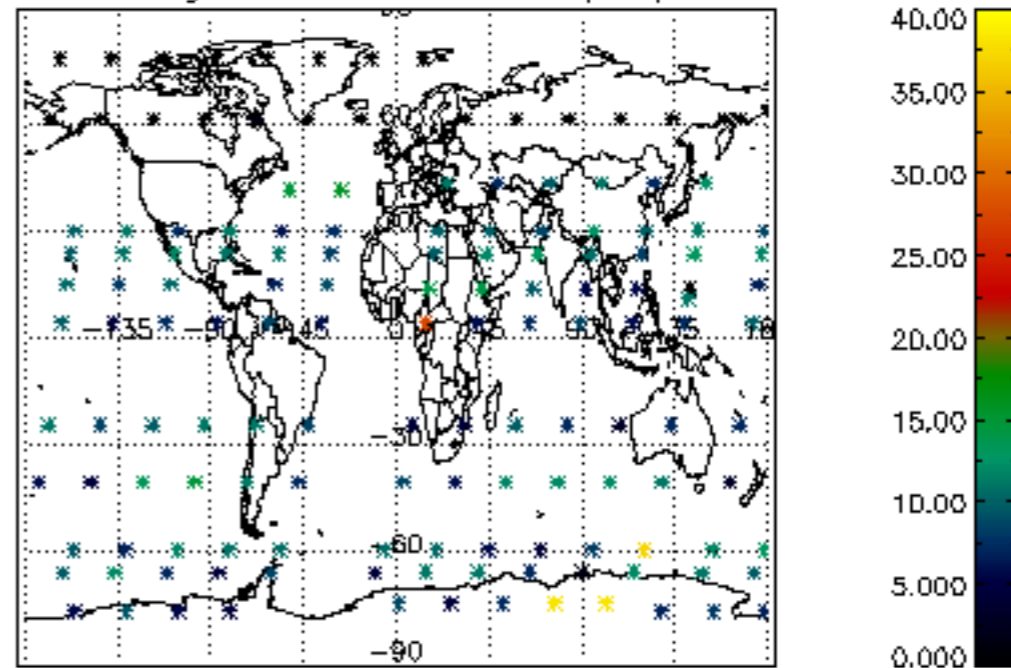
Percentage of datation errors per profile

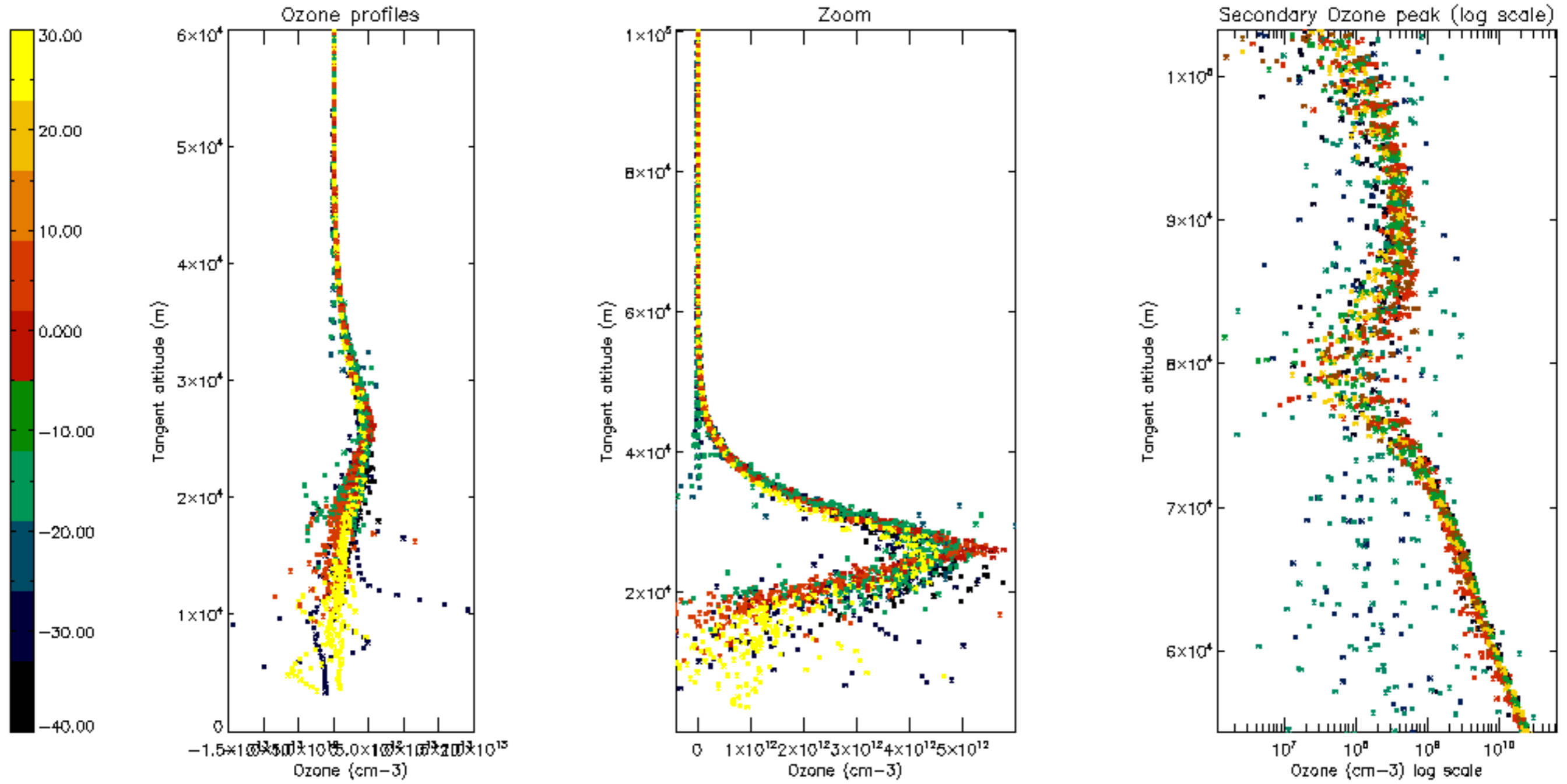


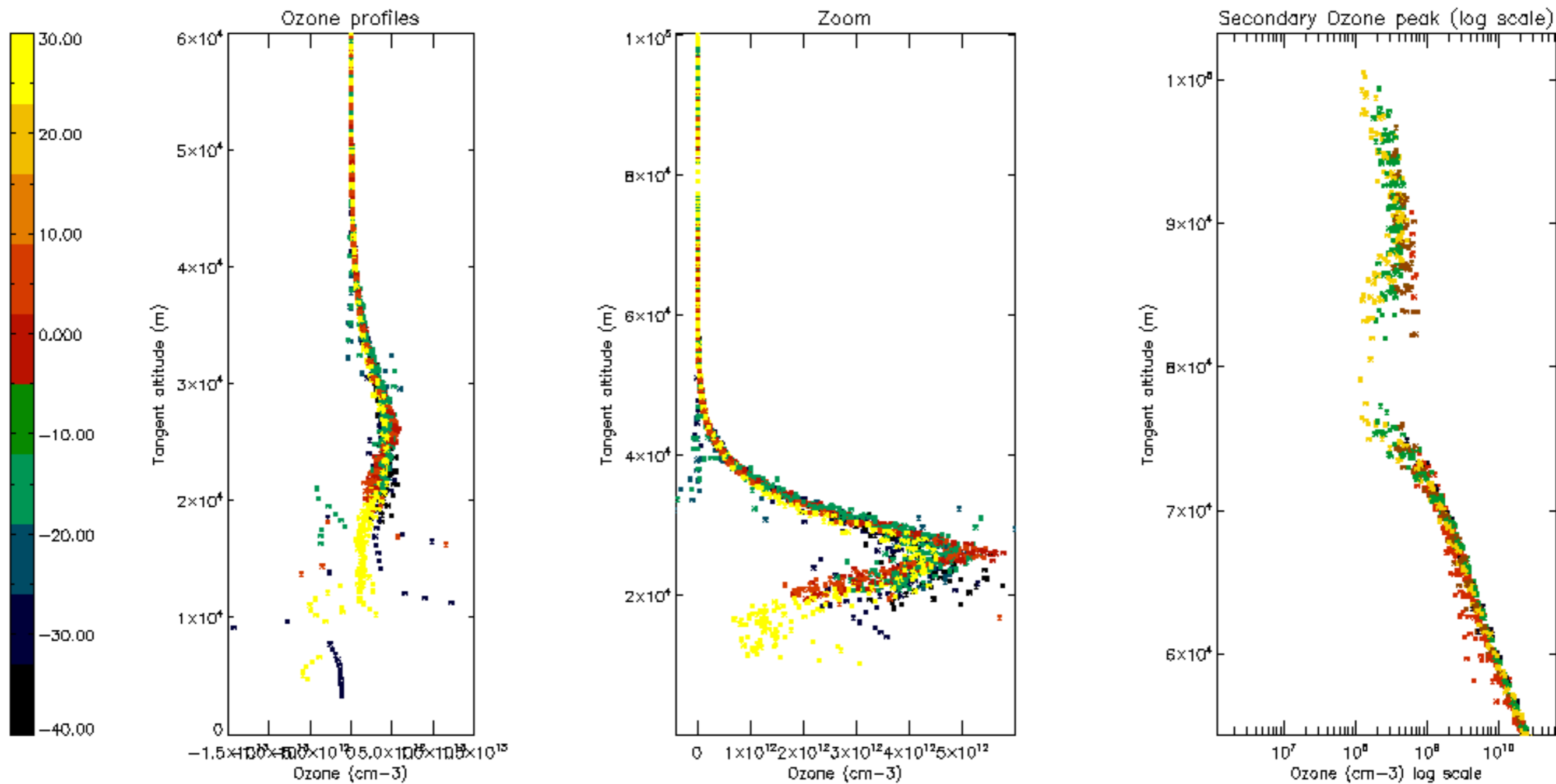
Percentage of star falling outside central band per profile

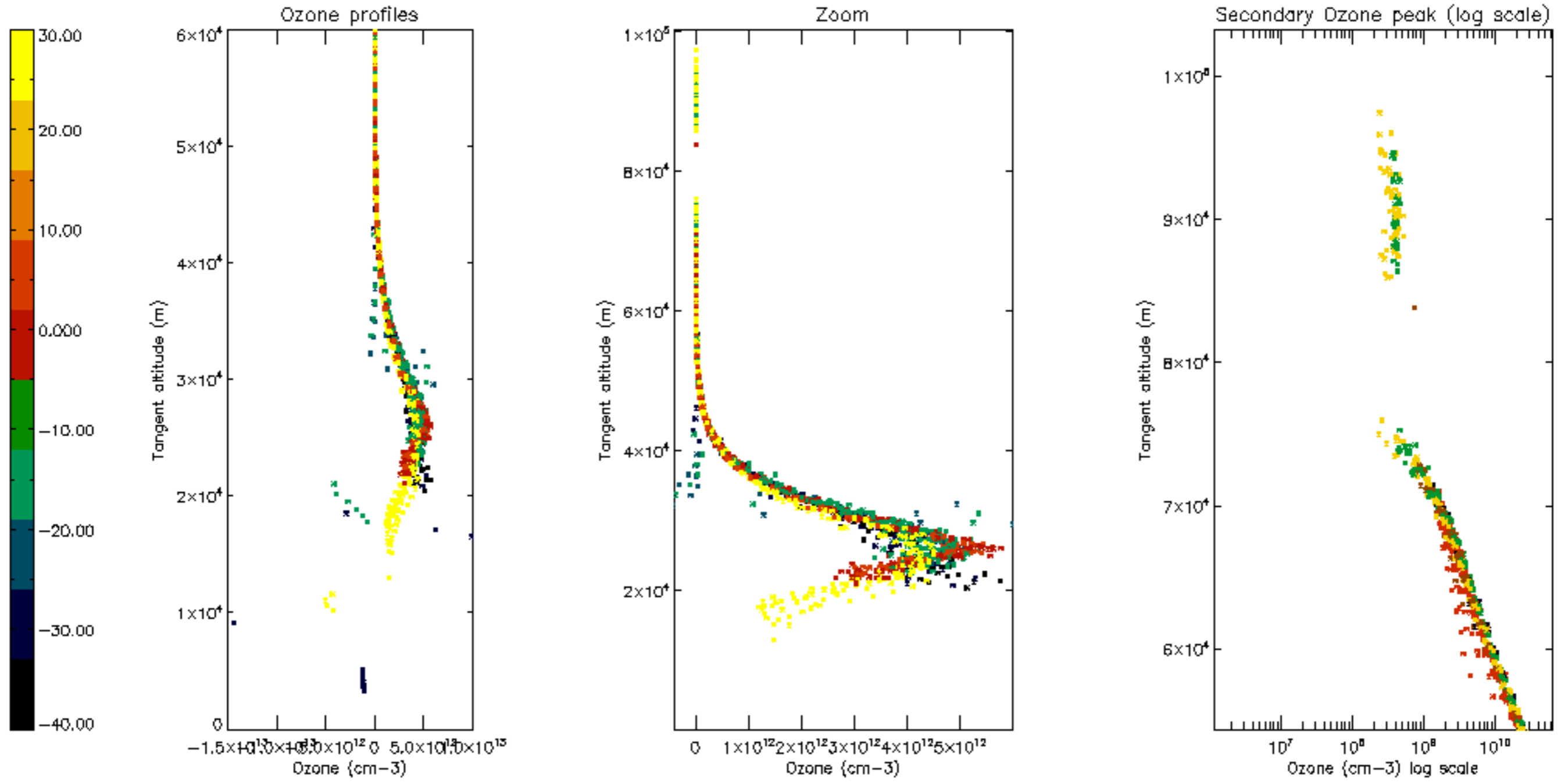


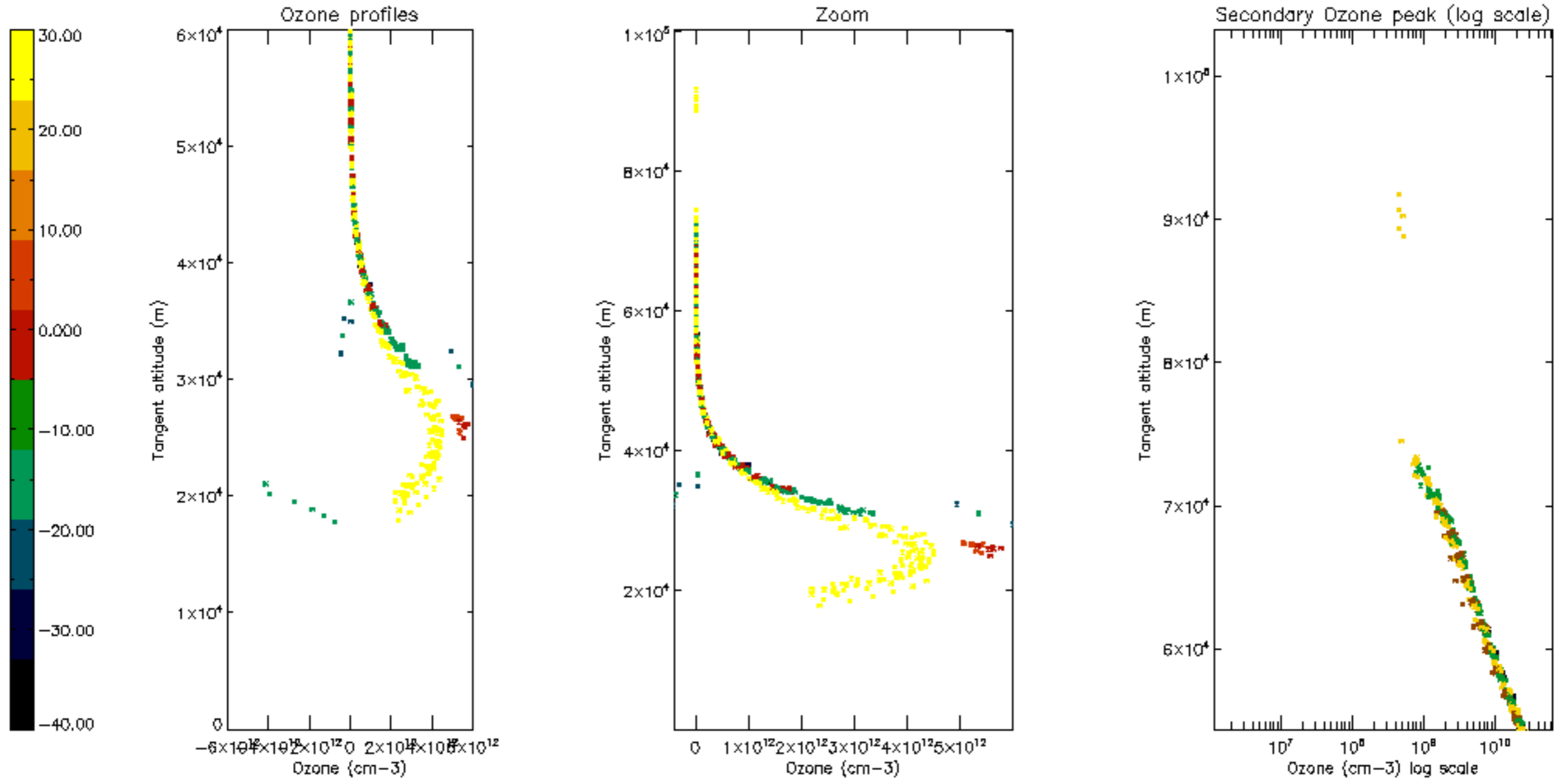
Percentage of saturation errors per profile



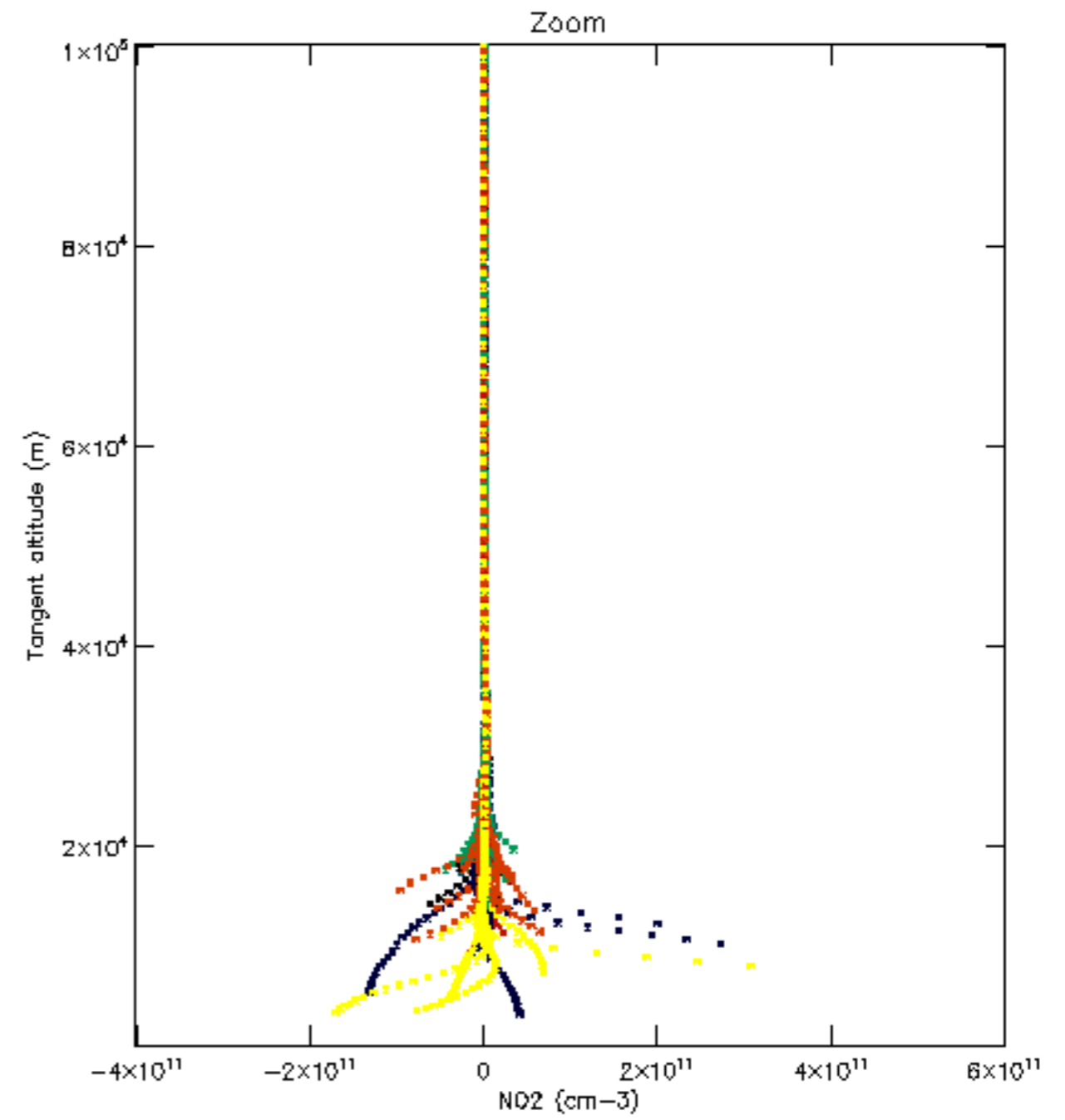
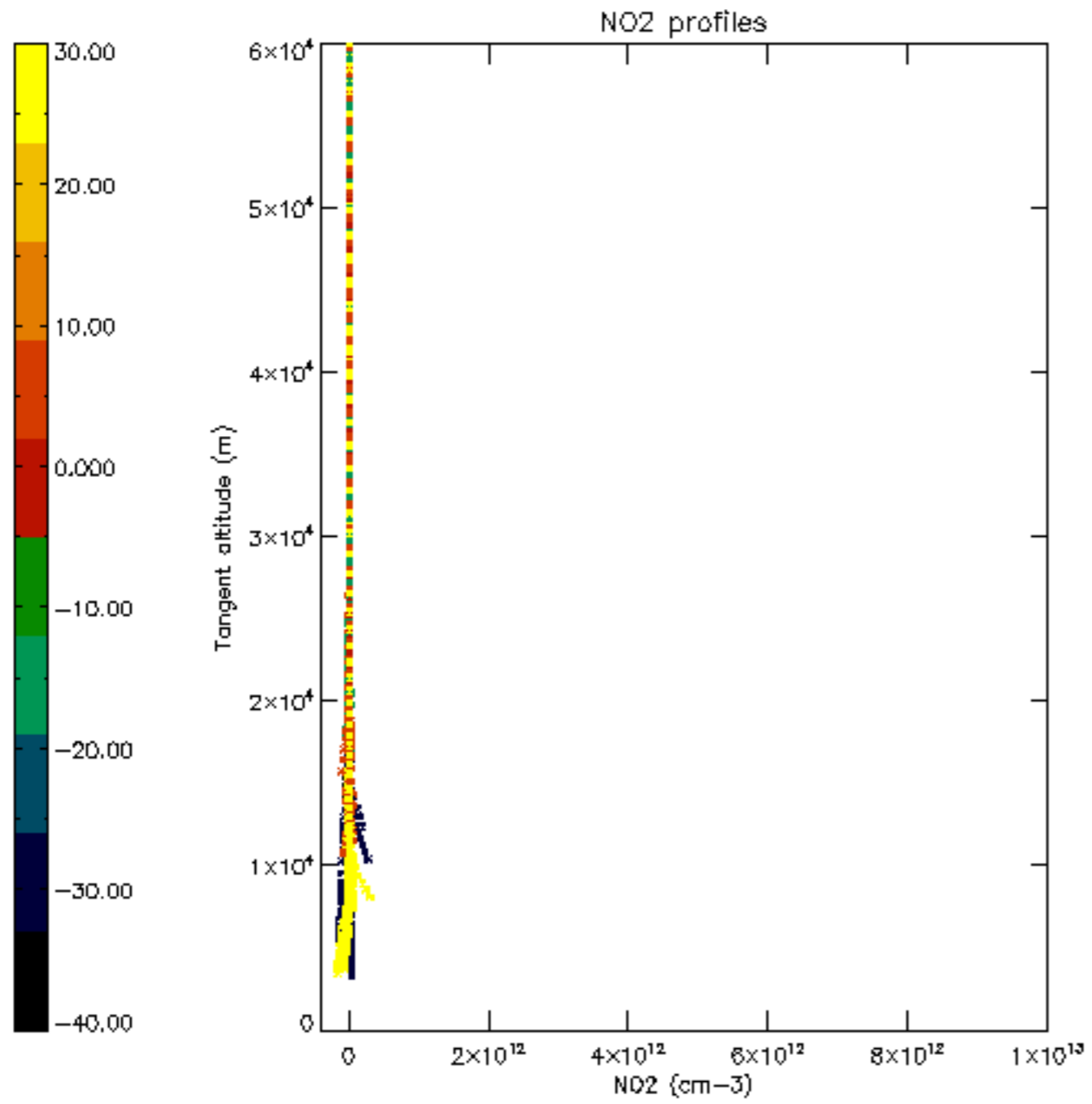


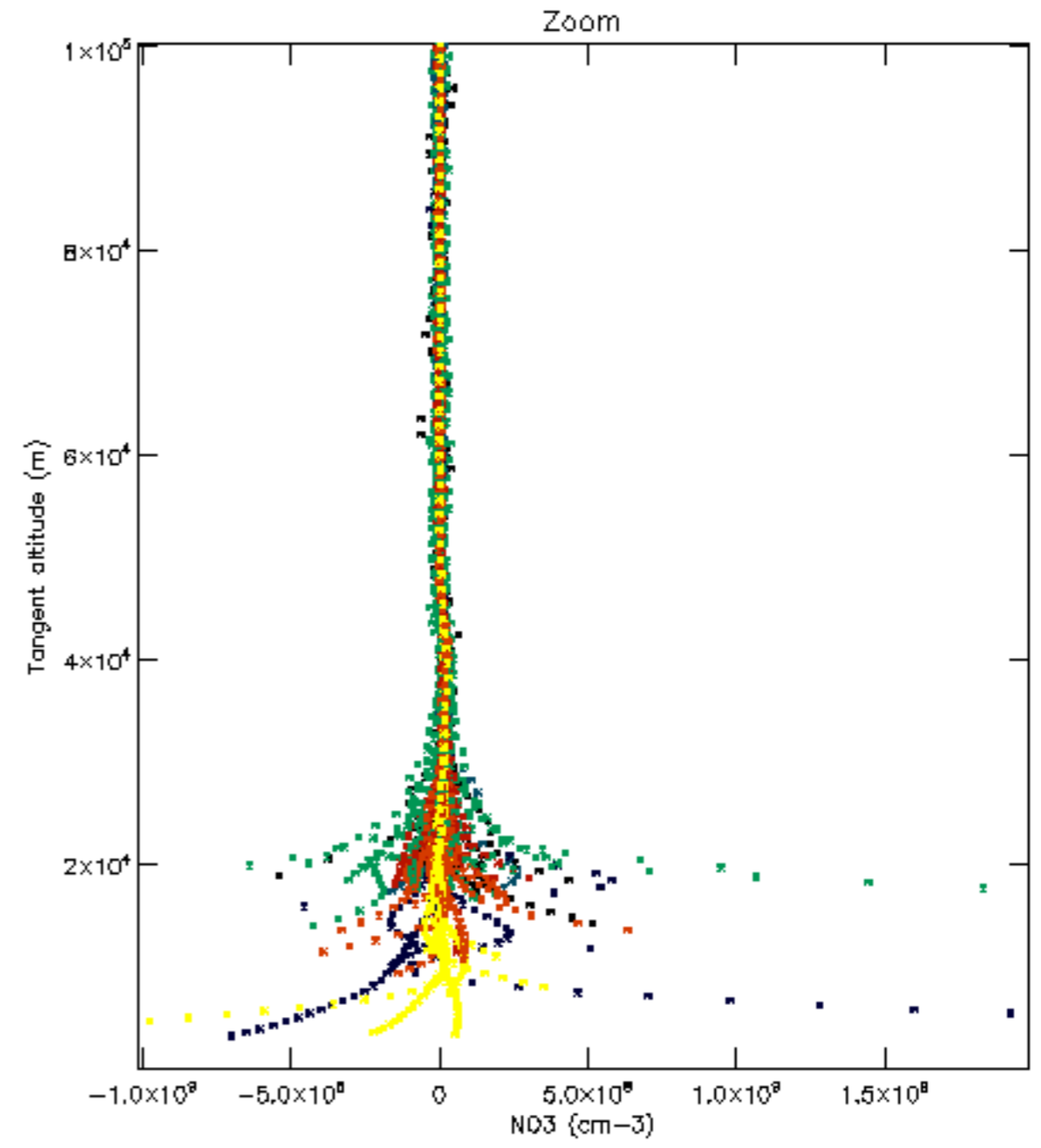
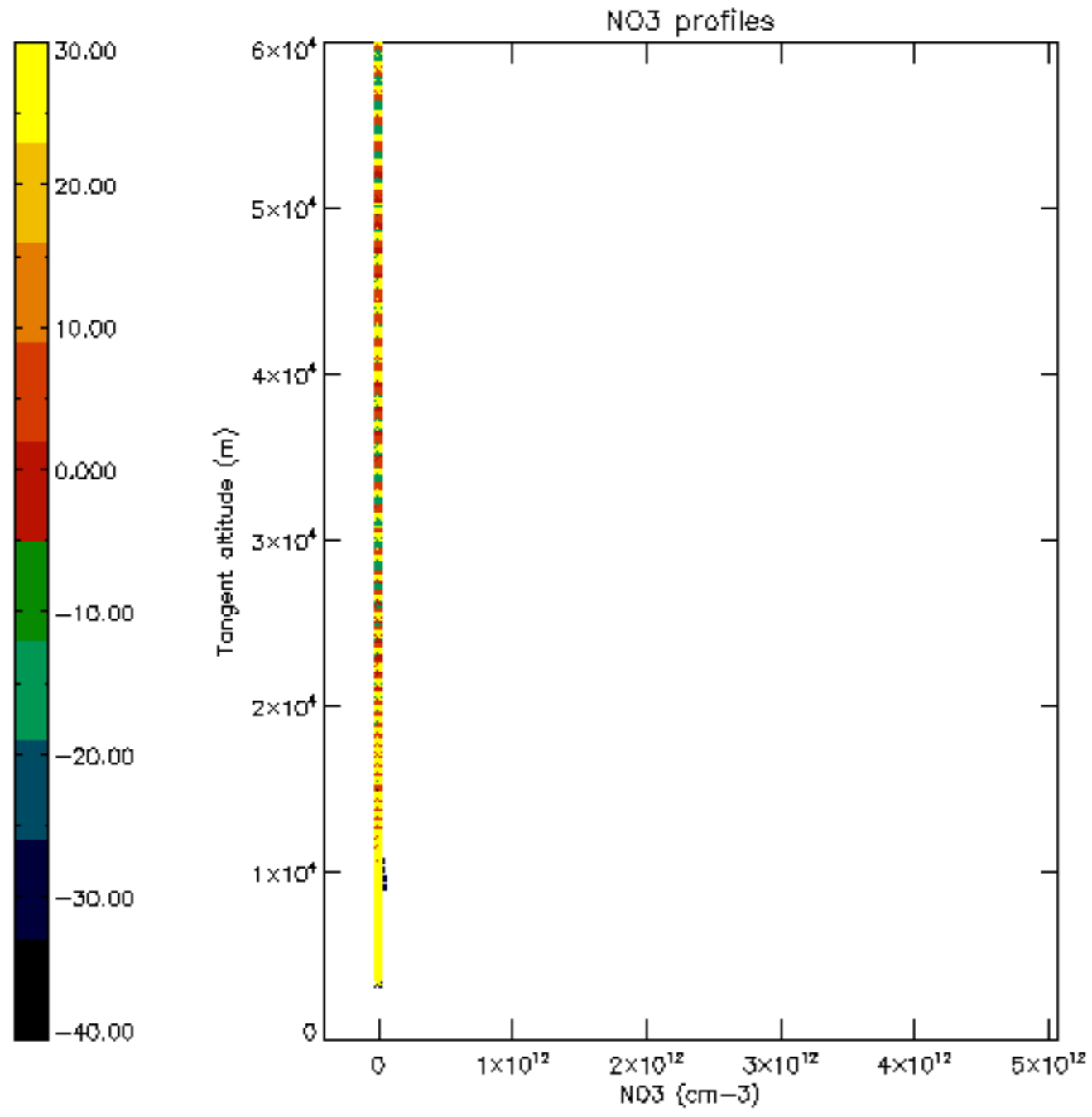


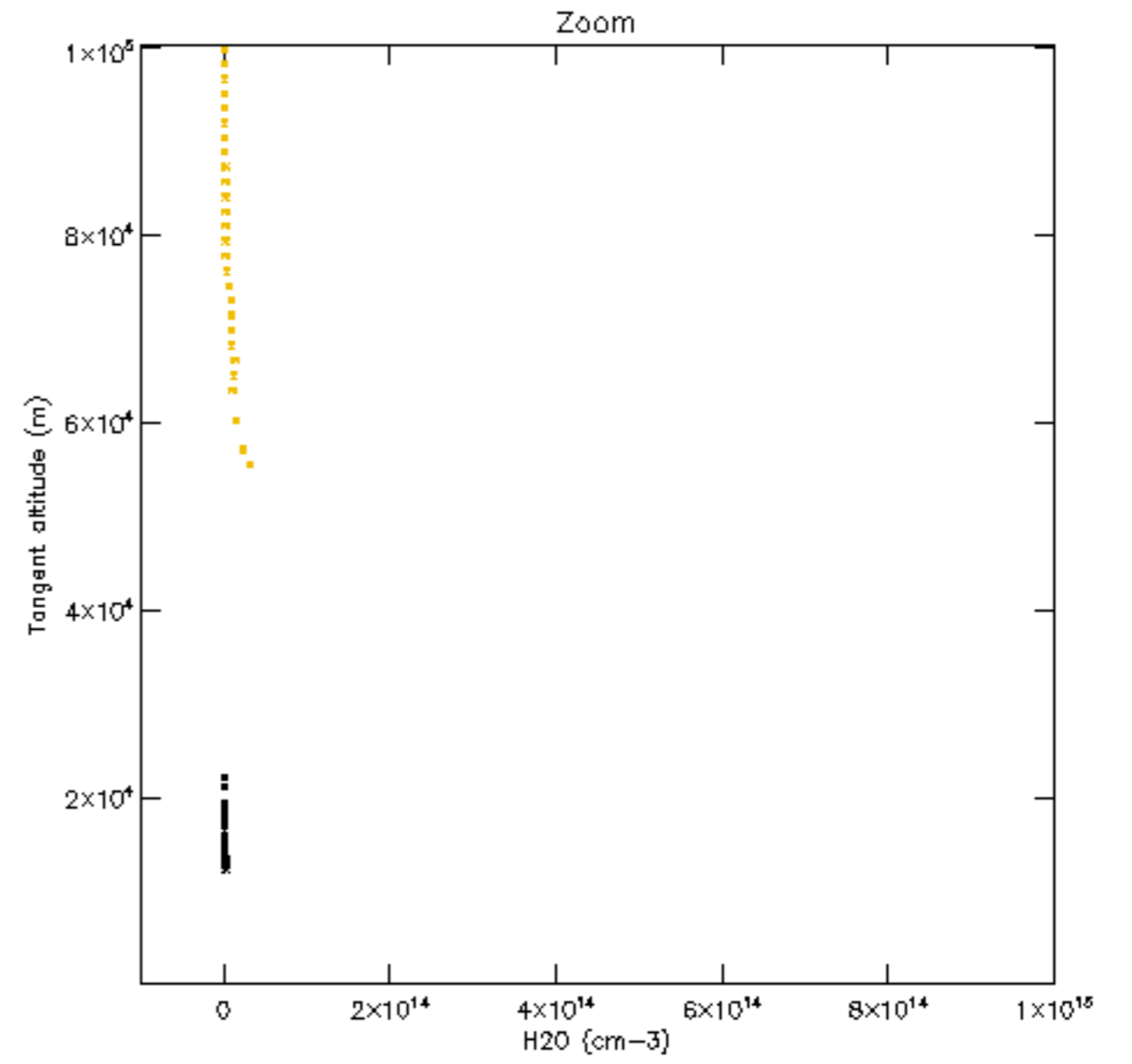
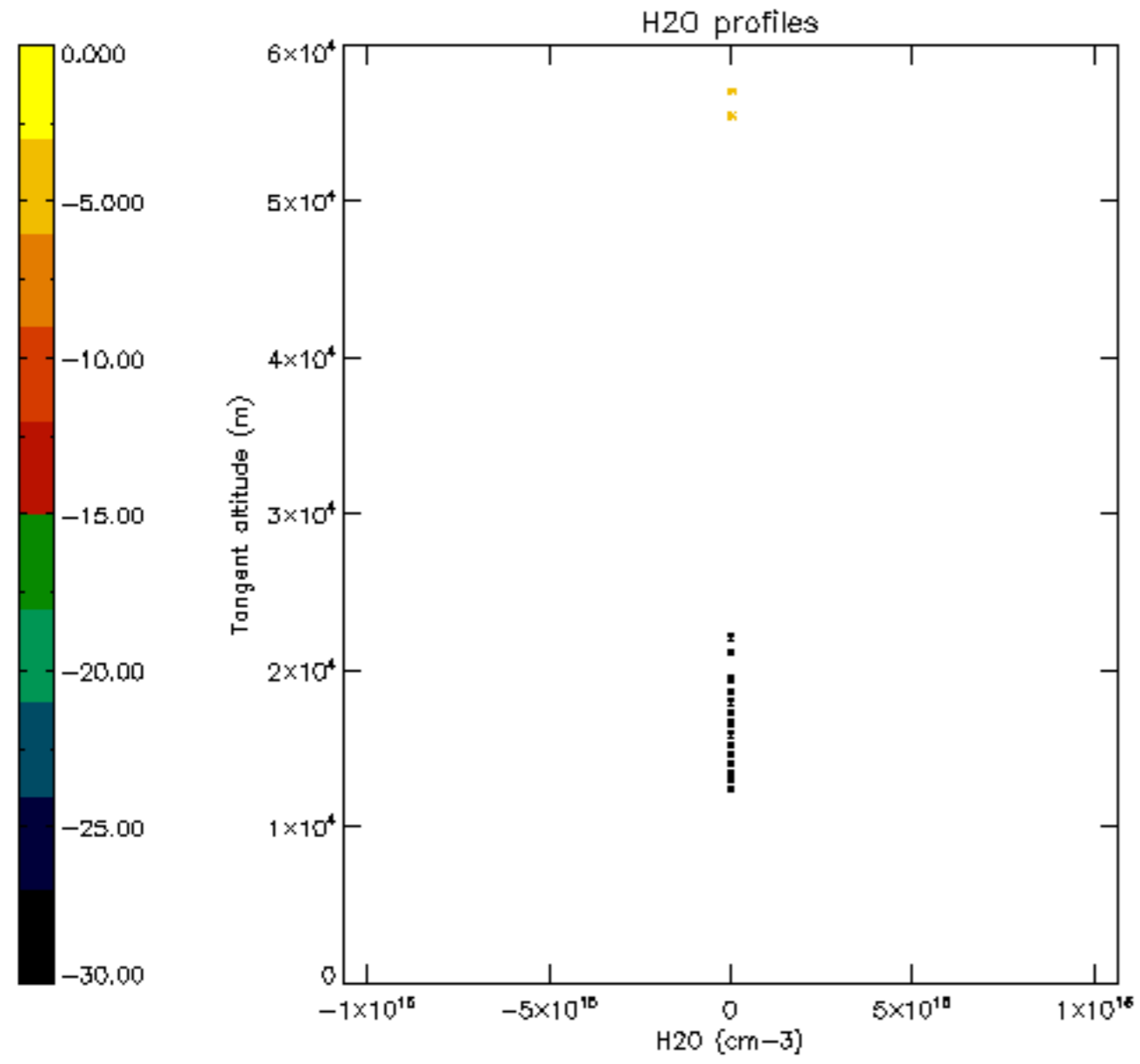


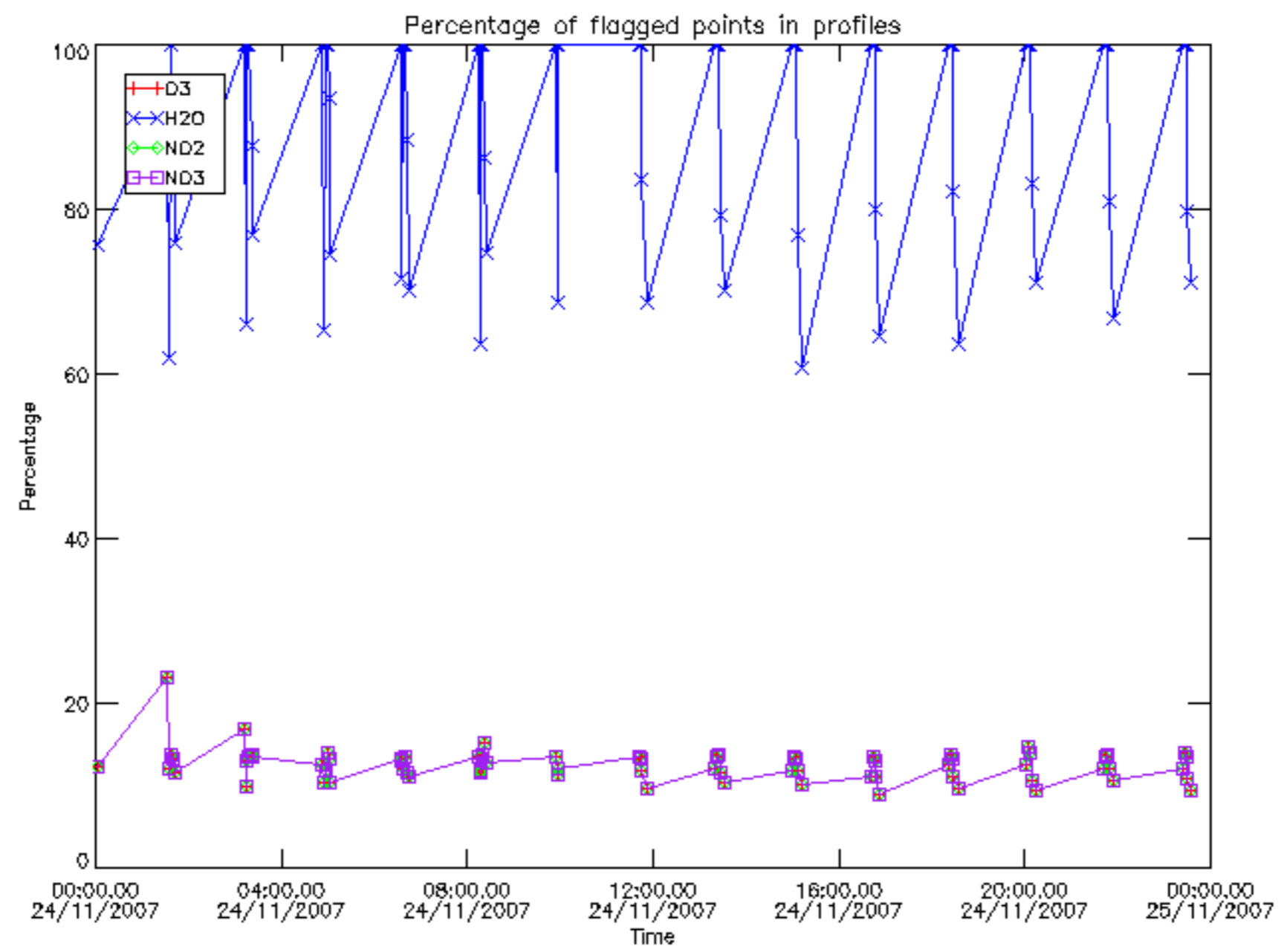




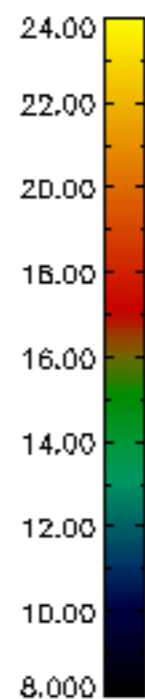
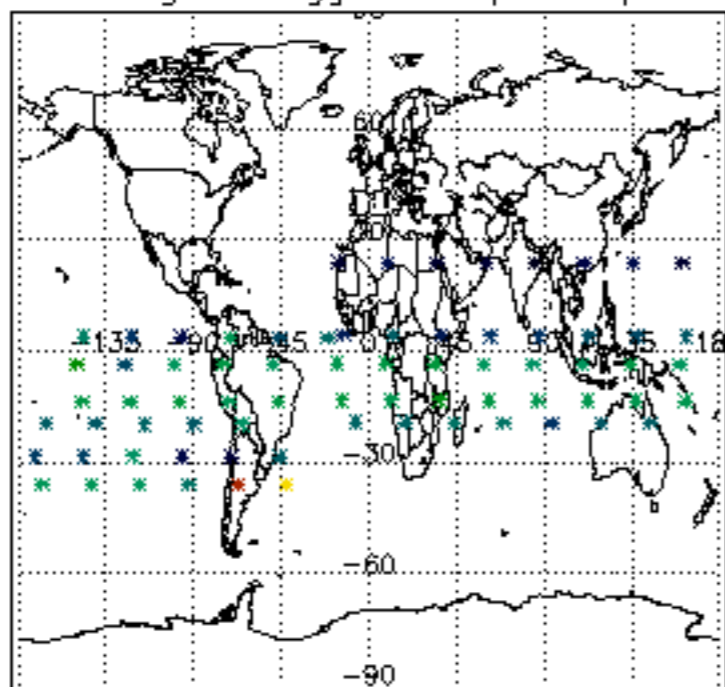




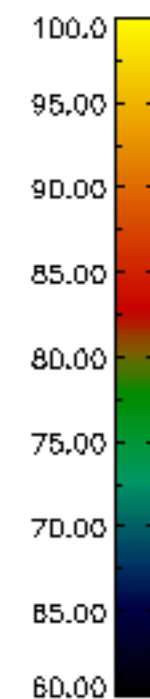
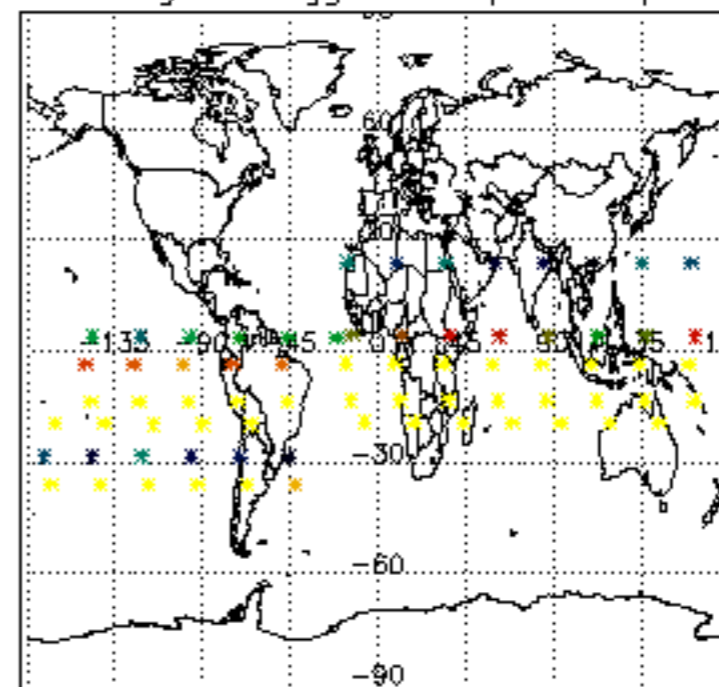




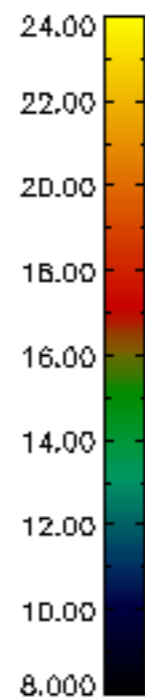
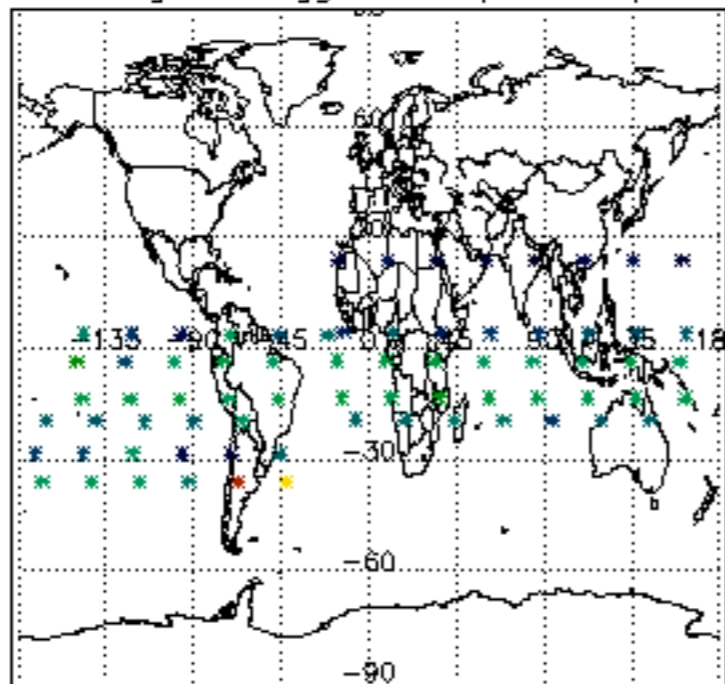
Percentage of flagged data per D3 profile



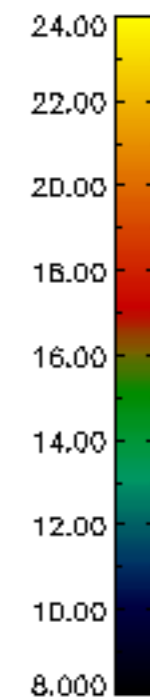
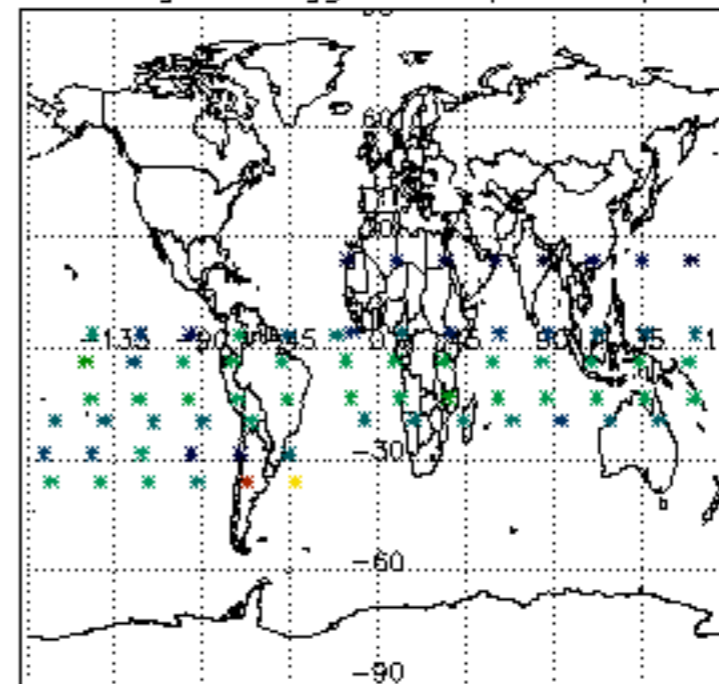
Percentage of flagged data per H2O profile

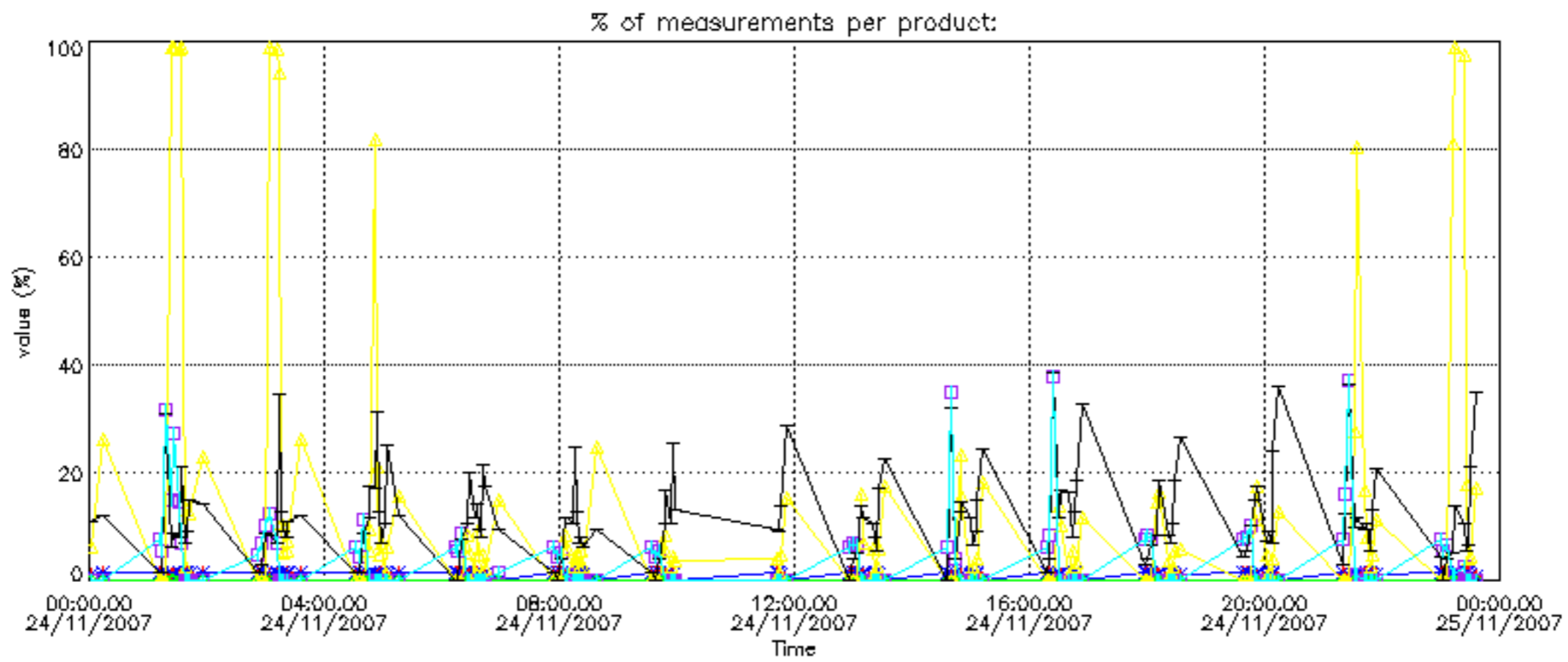


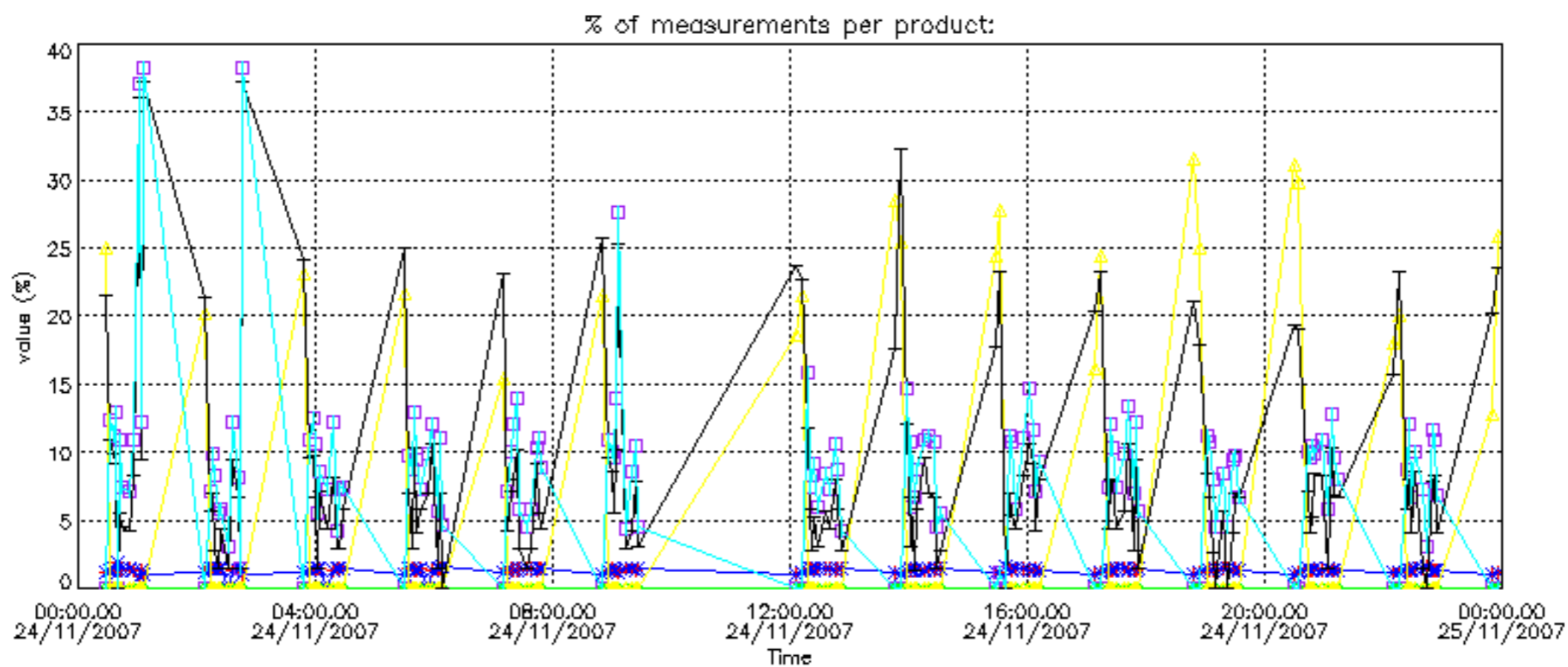
Percentage of flagged data per NO2 profile



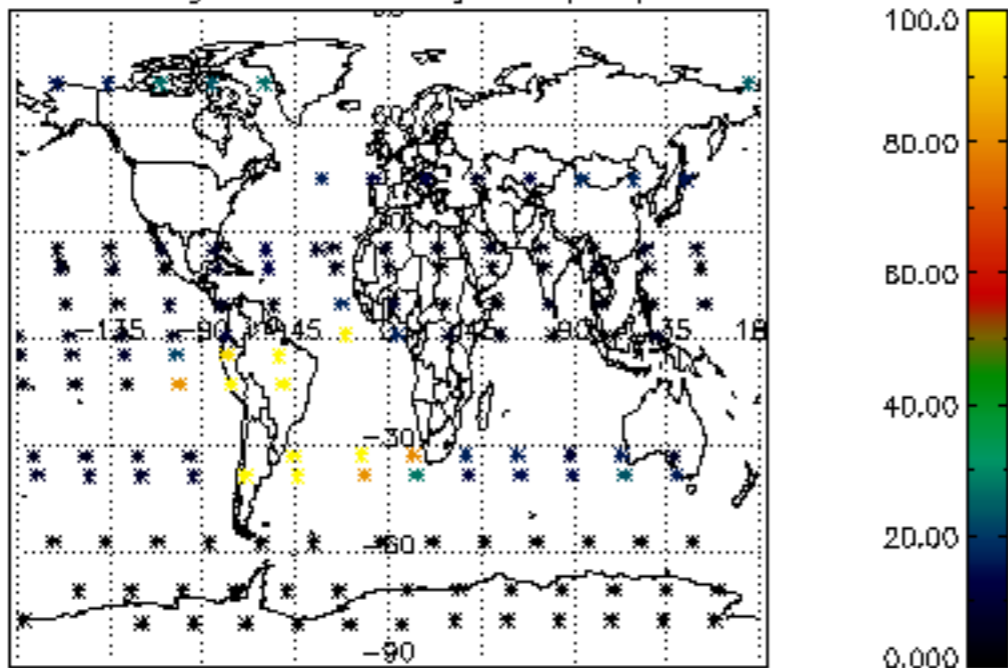
Percentage of flagged data per NO3 profile



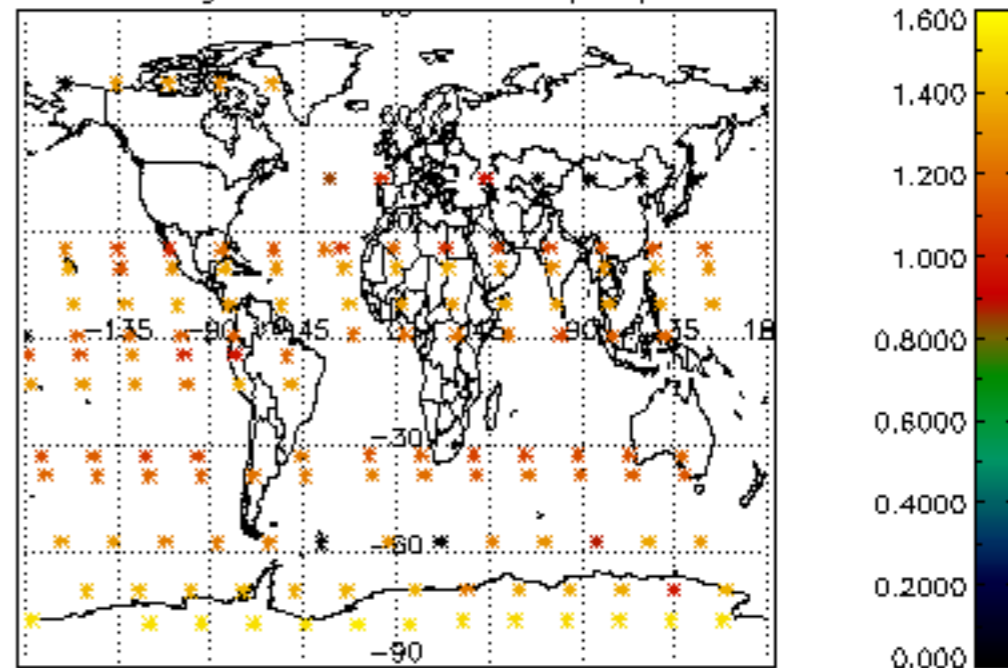




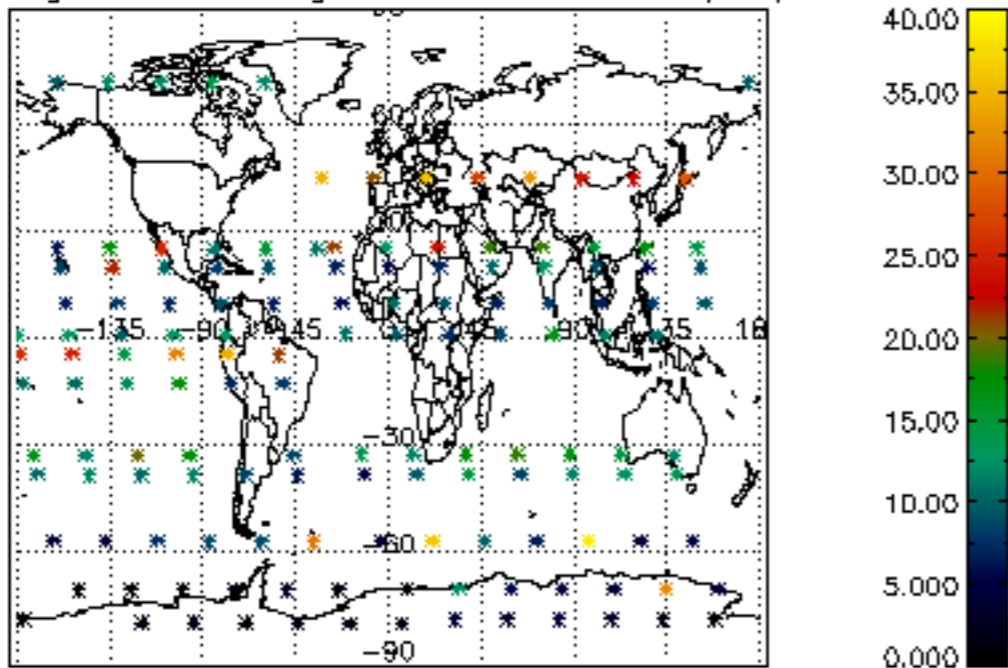
Percentage of cosmic ray hits per profile



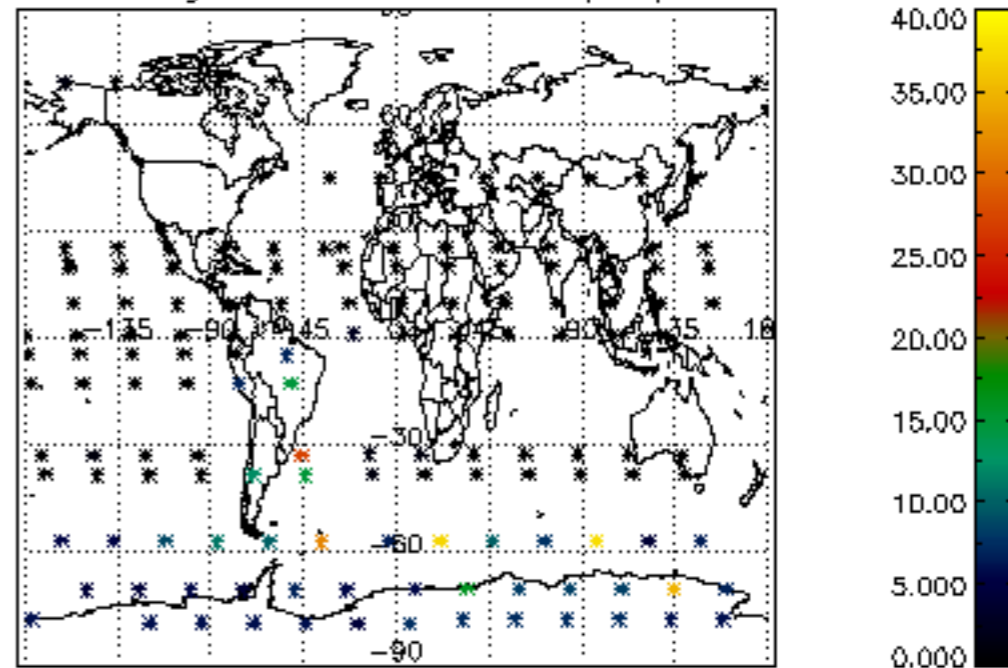
Percentage of datation errors per profile



Percentage of star falling outside central band per profile

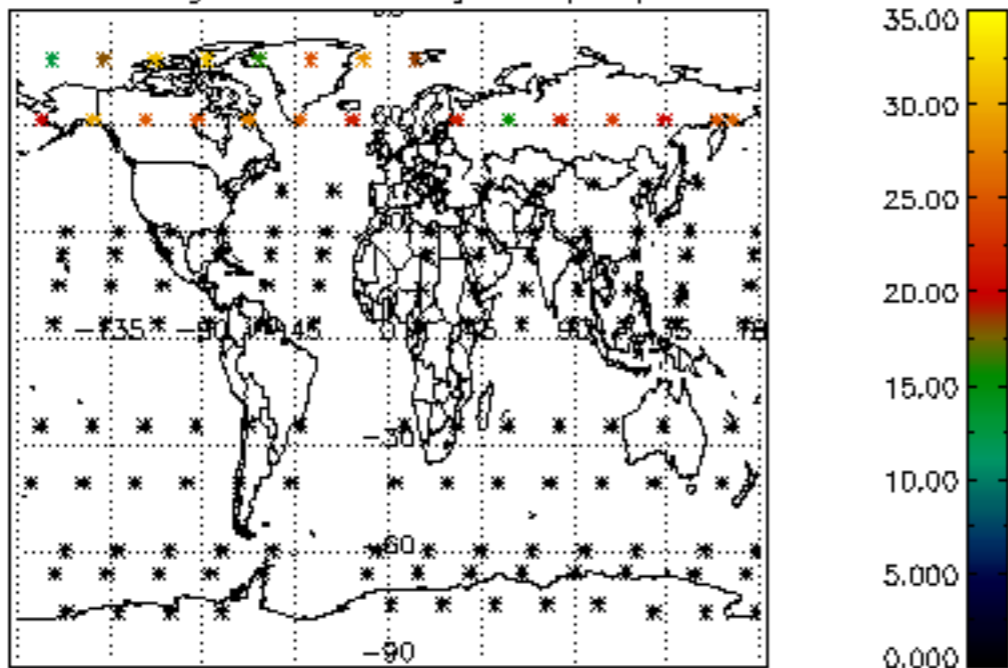


Percentage of saturation errors per profile

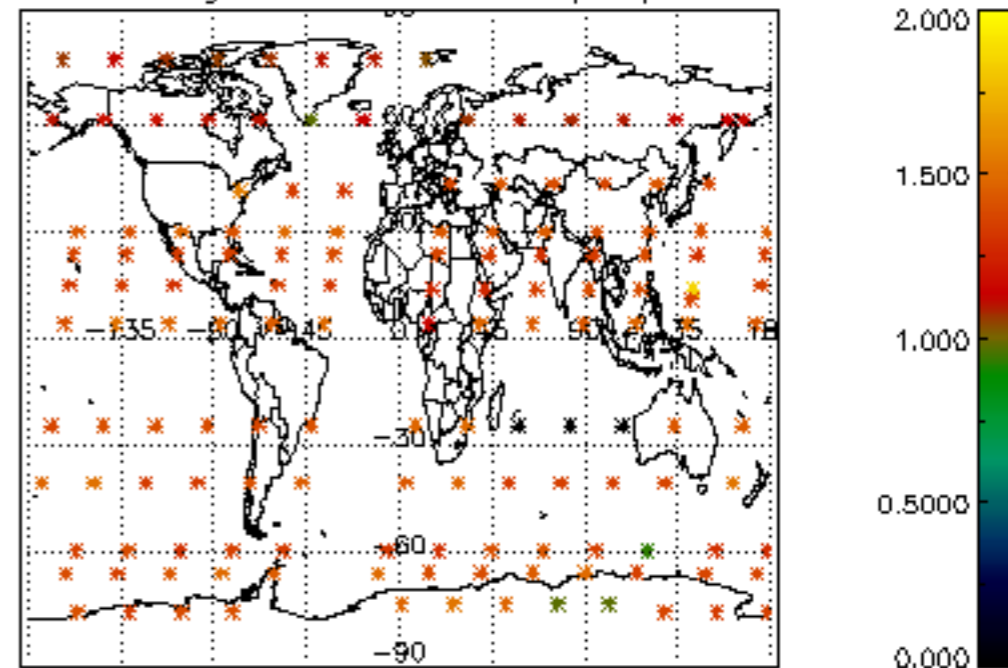




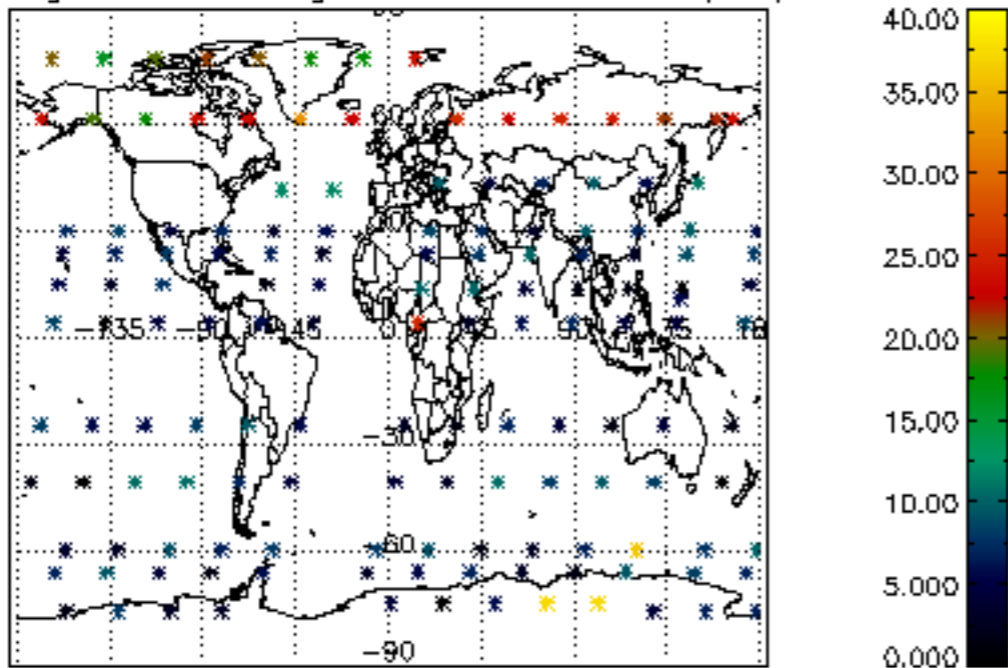
Percentage of cosmic ray hits per profile



Percentage of datation errors per profile



Percentage of star falling outside central band per profile



Percentage of saturation errors per profile

