

# GOMOS Level 2 Daily Report

## SUMMARY

### [1. General Info](#)

### [2. Summary of processed GOM\\_NL\\_2P products](#)

### [3. Level 2 Quality information per product](#)

#### [3.1 Plot of level 2 quality information per product \(time dependant\)](#)

#### [3.2 Plot of level 2 quality information per product \(world map\)](#)

### [4. Level 1 Quality information per product \(stored on level 2 products\)](#)

#### [4.1 Plot of level 1 quality information per product \(time dependant\)](#)

##### [4.1.1 Plot of level 1 quality information per product \(time dependant\): ASCENDING](#)

##### [4.1.2 Plot of level 1 quality information per product \(time dependant\): DESCENDING](#)

#### [4.2 Plot of level 1 quality information per product \(world map\)](#)

##### [4.2.1 Plot of level 1 quality information per product \(world map\): ASCENDING](#)

##### [4.2.2 Plot of level 1 quality information per product \(world map\): DESCENDING](#)

### [5. Ozone profiles based on quality statistics and other trace gas profiles](#)

#### [5.1 Ozone statistics based on quality of products](#)

#### [5.2 Plot ozone profiles for all STD \(dark without errors\)](#)

#### [5.3 Plot ozone profiles where STD < 20% \(dark without errors\)](#)

#### [5.4. Plot ozone profiles where STD < 10% \(dark without errors\)](#)

#### [5.5. Plot ozone profiles where STD < 5% \(dark without errors\)](#)

#### [5.6 Plot NO2 profiles for all STD \(dark without errors\)](#)

#### [5.7 Plot NO3 profiles for all STD \(dark without errors\)](#)

#### [5.8 Plot H2O profiles \(only for occultations of stars 1,2,3,4,13,14,16,26,63 dark without errors\) for all STD](#)

### [6. Auxiliary Data Files used for the production reported in section 2](#)

This report presents the daily analysis on parameters extracted from GOMOS level 2 data (GOM\_NL\_\_2P). It is intended to monitor some important parameters that will impact the quality of these products. A list of level 2 products (and content) that have arrived during the reporting day to the PCF is also given.

Item	Value
Time of report generation	23APR2013 12:01:56
Data source version	GOMOS/6.01
Start time of products	23-11-2007 (23NOV2007 00:00:00)
Stop time of products	24-11-2007 (24NOV2007 00:00:00)
Store outputs in DB	Yes
Nb of level 2 prods	332
Nb of prods with errors	0

## 2. Summary of processed GOM\_NL\_\_2P products.

Nr	Filename	UTC Start time	Limb	Duration	Star Id	Star Name	Star Mag	Star Temp	Nb Meas	Orbit	Prod. error
1	GOM_NL__2PRFIN20071123_000259_000000332063_00345_29958_3687.N1	23-NOV-2007 00:02:59	Bright	33.000	111	8Eta Boo	2.6800	6000.0	66	29958	No
2	GOM_NL__2PRFIN20071123_000548_000000352063_00345_29958_3688.N1	23-NOV-2007 00:05:48	Bright	35.000	138	47Eps Vir	2.8280	4700.0	70	29958	No
3	GOM_NL__2PRFIN20071123_000948_000000402063_00345_29958_3689.N1	23-NOV-2007 00:09:48	Bright	39.500	121	29Gam Vir	2.7400	7200.0	79	29958	No
4	GOM_NL__2PRFIN20071123_001505_000000432063_00345_29958_3690.N1	23-NOV-2007 00:15:05	Twilight	42.500	100	4Gam Crv	2.5800	13100.	85	29958	No
5	GOM_NL__2PRFIN20071123_001638_000000432063_00345_29958_3691.N1	23-NOV-2007 00:16:38	Twilight	43.000	171	2Eps Crv	3.0010	4250.0	86	29958	No
6	GOM_NL__2PRFIN20071123_002441_000000522063_00345_29958_3692.N1	23-NOV-2007 00:24:41	Dark	52.000	26	Gam Cru	1.6240	2900.0	104	29958	No
7	GOM_NL__2PRFIN20071123_002603_000000432063_00345_29958_3693.N1	23-NOV-2007 00:26:03	Dark	43.000	113	Mu Vel	2.6920	5000.0	86	29958	No
8	GOM_NL__2PRFIN20071123_002836_000000362063_00346_29959_3681.N1	23-NOV-2007 00:28:36	Dark	36.000	124	The Car	2.7640	30000.	72	29959	No
9	GOM_NL__2PRFIN20071123_003128_000000372063_00346_29959_3682.N1	23-NOV-2007 00:31:28	Dark	36.500	29	Bet Car	1.6720	10200.	73	29959	No
10	GOM_NL__2PRFIN20071123_003254_000000452063_00346_29959_3683.N1	23-NOV-2007 00:32:54	Dark	45.000	41	Eps Car	1.8600	4100.0	90	29959	No
11	GOM_NL__2PRFIN20071123_004627_000000382063_00346_29959_3684.N1	23-NOV-2007 00:46:27	Straylight	37.500	157	The1Eri	2.9060	9300.0	75	29959	No
12	GOM_NL__2PRFIN20071123_005858_000000452063_00346_29959_3685.N1	23-NOV-2007 00:58:58	Twilight	45.000	94	92Alp Cet	2.5260	3100.0	90	29959	No
13	GOM_NL__2PRFIN20071123_010400_000000352063_00346_29959_3686.N1	23-NOV-2007 01:04:00	Bright	34.500	105	6Bet Ari	2.6450	8900.0	69	29959	No
14	GOM_NL__2PRFIN20071123_010750_000000342063_00346_29959_3687.N1	23-NOV-2007 01:07:50	Bright	34.000	173	4Bet Tri	3.0040	8900.0	68	29959	No
15	GOM_NL__2PRFIN20071123_010954_000000382063_00346_29959_3688.N1	23-NOV-2007 01:09:54	Bright	38.000	73	57Gam1And	2.2600	13100.	76	29959	No
16	GOM_NL__2PRFIN20071123_011317_000000372063_00346_29959_3689.N1	23-NOV-2007 01:13:17	Bright	36.500	160	23Gam Per	2.9300	4700.0	73	29959	No
17	GOM_NL__2PRFIN20071123_011504_000000352063_00346_29959_3690.N1	23-NOV-2007 01:15:04	Bright	34.500	110	37Del Cas	2.6780	8900.0	69	29959	No
18	GOM_NL__2PRFIN20071123_012307_000000362063_00346_29959_3691.N1	23-NOV-2007 01:23:07	Bright	36.000	49	1Alp UMi	1.9900	6300.0	72	29959	No
19	GOM_NL__2PRFIN20071123_012738_000000372063_00346_29959_3692.N1	23-NOV-2007 01:27:38	Bright	37.000	60	7Bet UMi	2.0810	3950.0	74	29959	No
20	GOM_NL__2PRFIN20071123_013306_000000392063_00346_29959_3693.N1	23-NOV-2007 01:33:06	Bright	39.000	32	77Eps UMa	1.7630	11000.	78	29959	No
21	GOM_NL__2PRFIN20071123_013456_000000522063_00346_29959_3694.N1	23-NOV-2007 01:34:56	Bright	52.000	39	85Eta UMa	1.8540	24000.	104	29959	No
22	GOM_NL__2PRFIN20071123_013739_000000352063_00346_29959_3695.N1	23-NOV-2007 01:37:39	Bright	34.500	180	27Gam Boo	3.0400	8000.0	69	29959	No
23	GOM_NL__2PRFIN20071123_014335_000000332063_00346_29959_3696.N1	23-NOV-2007 01:43:35	Bright	33.000	111	8Eta Boo	2.6800	6000.0	66	29959	No
24	GOM_NL__2PRFIN20071123_014625_000000362063_00346_29959_3697.N1	23-NOV-2007 01:46:25	Bright	36.000	138	47Eps Vir	2.8280	4700.0	72	29959	No
25	GOM_NL__2PRFIN20071123_015025_000000392063_00346_29959_3698.N1	23-NOV-2007 01:50:25	Bright	39.000	121	29Gam Vir	2.7400	7200.0	78	29959	No
26	GOM_NL__2PRFIN20071123_015541_000000422063_00346_29959_3699.N1	23-NOV-2007 01:55:41	Twilight	41.500	100	4Gam Crv	2.5800	13100.	83	29959	No
27	GOM_NL__2PRFIN20071123_015715_000000452063_00346_29959_3700.N1	23-NOV-2007 01:57:15	Twilight	44.500	171	2Eps Crv	3.0010	4250.0	89	29959	No
28	GOM_NL__2PRFIN20071123_020303_000000382063_00346_29959_3701.N1	23-NOV-2007 02:03:03	Dark	38.000	64	Gam Cen	2.2000	10600.	76	29959	No
29	GOM_NL__2PRFIN20071123_020517_000000522063_00346_29959_3702.N1	23-NOV-2007 02:05:17	Dark	52.000	26	Gam Cru	1.6240	2900.0	104	29959	No
30	GOM_NL__2PRFIN20071123_020640_000000422063_00347_29960_3701.N1	23-NOV-2007 02:06:40	Dark	41.500	113	Mu Vel	2.6920	5000.0	83	29960	No
31	GOM_NL__2PRFIN20071123_020913_000000372063_00347_29960_3702.N1	23-NOV-2007 02:09:13	Dark	36.500	124	The Car	2.7640	30000.	73	29960	No
32	GOM_NL__2PRFIN20071123_021204_000000382063_00347_29960_3703.N1	23-NOV-2007 02:12:04	Dark	37.500	29	Bet Car	1.6720	10200.	75	29960	No
33	GOM_NL__2PRFIN20071123_021331_000000442063_00347_29960_3704.N1	23-NOV-2007 02:13:31	Dark	44.000	41	Eps Car	1.8600	4100.0	88	29960	No
34	GOM_NL__2PRFIN20071123_022703_000000392063_00347_29960_3705.N1	23-NOV-2007 02:27:03	Straylight	38.500	157	The1Eri	2.9060	9300.0	77	29960	No
35	GOM_NL__2PRFIN20071123_023934_000000512063_00347_29960_3706.N1	23-NOV-2007 02:39:34	Twilight	51.000	94	92Alp Cet	2.5260	3100.0	102	29960	No
36	GOM_NL__2PRFIN20071123_024437_000000372063_00347_29960_3707.N1	23-NOV-2007 02:44:37	Bright	36.500	105	6Bet Ari	2.6450	8900.0	73	29960	No
37	GOM_NL__2PRFIN20071123_024826_000000352063_00347_29960_3708.N1	23-NOV-2007 02:48:26	Bright	35.000	173	4Bet Tri	3.0040	8900.0	70	29960	No
38	GOM_NL__2PRFIN20071123_025020_000000382063_00347_29960_3709.N1	23-NOV-2007 02:50:20	Bright	37.500	79	26Bet Per	2.3100	13100.	75	29960	No
39	GOM_NL__2PRFIN20071123_025353_000000372063_00347_29960_3710.N1	23-NOV-2007 02:53:53	Bright	37.000	160	23Gam Per	2.9300	4700.0	74	29960	No
40	GOM_NL__2PRFIN20071123_025540_000000352063_00347_29960_3711.N1	23-NOV-2007 02:55:40	Bright	34.500	110	37Del Cas	2.6780	8900.0	69	29960	No
41	GOM_NL__2PRFIN20071123_030343_000000352063_00347_29960_3712.N1	23-NOV-2007 03:03:43	Bright	34.500	49	1Alp UMi	1.9900	6300.0	69	29960	No
42	GOM_NL__2PRFIN20071123_030814_000000382063_00347_29960_3713.N1	23-NOV-2007 03:08:14	Bright	38.000	60	7Bet UMi	2.0810	3950.0	76	29960	No

43	GOM_NL__2PRFIN20071123_031342_000000362063_00347_29960_3714.N1	23-NOV-2007 03:13:42	Bright	35.500	32	77Eps UMa	1.7630	11000.	71	29960	No
44	GOM_NL__2PRFIN20071123_031532_000000362063_00347_29960_3715.N1	23-NOV-2007 03:15:32	Bright	35.500	39	85Eta UMa	1.8540	24000.	71	29960	No
45	GOM_NL__2PRFIN20071123_031815_000000332063_00347_29960_3716.N1	23-NOV-2007 03:18:15	Bright	32.500	180	27Gam Boo	3.0400	8000.0	65	29960	No
46	GOM_NL__2PRFIN20071123_032411_000000332063_00347_29960_3717.N1	23-NOV-2007 03:24:11	Bright	33.000	111	8Eta Boo	2.6800	6000.0	66	29960	No
47	GOM_NL__2PRFIN20071123_032701_000000362063_00347_29960_3718.N1	23-NOV-2007 03:27:01	Bright	35.500	138	47Eps Vir	2.8280	4700.0	71	29960	No
48	GOM_NL__2PRFIN20071123_033101_000000402063_00347_29960_3719.N1	23-NOV-2007 03:31:01	Bright	39.500	121	29Gam Vir	2.7400	7200.0	79	29960	No
49	GOM_NL__2PRFIN20071123_033618_000000452063_00347_29960_3720.N1	23-NOV-2007 03:36:18	Twilight	45.000	100	4Gam Crv	2.5800	13100.	90	29960	No
50	GOM_NL__2PRFIN20071123_033751_000000452063_00347_29960_3721.N1	23-NOV-2007 03:37:51	Twilight	45.000	171	2Eps Crv	3.0010	4250.0	90	29960	No
51	GOM_NL__2PRFIN20071123_034339_000000372063_00347_29960_3722.N1	23-NOV-2007 03:43:39	Dark	37.000	64	Gam Cen	2.2000	10600.	74	29960	No
52	GOM_NL__2PRFIN20071123_034553_000000522063_00347_29960_3723.N1	23-NOV-2007 03:45:53	Dark	52.000	26	Gam Cru	1.6240	2900.0	104	29960	No
53	GOM_NL__2PRFIN20071123_034717_000000412063_00348_29961_3711.N1	23-NOV-2007 03:47:17	Dark	41.000	113	Mu Vel	2.6920	5000.0	82	29961	No
54	GOM_NL__2PRFIN20071123_034949_000000372063_00348_29961_3712.N1	23-NOV-2007 03:49:49	Dark	36.500	124	The Car	2.7640	30000.	73	29961	No
55	GOM_NL__2PRFIN20071123_035241_000000382063_00348_29961_3713.N1	23-NOV-2007 03:52:41	Dark	37.500	29	Bet Car	1.6720	10200.	75	29961	No
56	GOM_NL__2PRFIN20071123_035407_000000422063_00348_29961_3714.N1	23-NOV-2007 03:54:07	Dark	42.000	41	Eps Car	1.8600	4100.0	84	29961	No
57	GOM_NL__2PRFIN20071123_040739_000000392063_00348_29961_3715.N1	23-NOV-2007 04:07:39	Straylight	39.000	157	The1Eri	2.9060	9300.0	78	29961	No
58	GOM_NL__2PRFIN20071123_042010_000000412063_00348_29961_3716.N1	23-NOV-2007 04:20:10	Twilight	40.500	94	92Alp Cet	2.5260	3100.0	81	29961	No
59	GOM_NL__2PRFIN20071123_042513_000000372063_00348_29961_3717.N1	23-NOV-2007 04:25:13	Bright	36.500	105	6Bet Ari	2.6450	8900.0	73	29961	No
60	GOM_NL__2PRFIN20071123_042902_000000352063_00348_29961_3718.N1	23-NOV-2007 04:29:02	Bright	35.000	173	4Bet Tri	3.0040	8900.0	70	29961	No
61	GOM_NL__2PRFIN20071123_043056_000000382063_00348_29961_3719.N1	23-NOV-2007 04:30:56	Bright	37.500	79	26Bet Per	2.3100	13100.	75	29961	No
62	GOM_NL__2PRFIN20071123_043429_000000372063_00348_29961_3720.N1	23-NOV-2007 04:34:29	Bright	36.500	160	23Gam Per	2.9300	4700.0	73	29961	No
63	GOM_NL__2PRFIN20071123_043616_000000362063_00348_29961_3721.N1	23-NOV-2007 04:36:16	Bright	36.000	110	37Del Cas	2.6780	8900.0	72	29961	No
64	GOM_NL__2PRFIN20071123_044419_000000362063_00348_29961_3722.N1	23-NOV-2007 04:44:19	Bright	36.000	49	1Alp UMi	1.9900	6300.0	72	29961	No
65	GOM_NL__2PRFIN20071123_044851_000000332063_00348_29961_3723.N1	23-NOV-2007 04:48:51	Bright	33.000	60	7Bet UMi	2.0810	3950.0	66	29961	No
66	GOM_NL__2PRFIN20071123_045418_000000362063_00348_29961_3724.N1	23-NOV-2007 04:54:18	Bright	35.500	32	77Eps UMa	1.7630	11000.	71	29961	No
67	GOM_NL__2PRFIN20071123_045608_000000332063_00348_29961_3725.N1	23-NOV-2007 04:56:08	Bright	33.000	39	85Eta UMa	1.8540	24000.	66	29961	No
68	GOM_NL__2PRFIN20071123_045851_000000342063_00348_29961_3726.N1	23-NOV-2007 04:58:51	Bright	33.500	180	27Gam Boo	3.0400	8000.0	67	29961	No
69	GOM_NL__2PRFIN20071123_050447_000000332063_00348_29961_3727.N1	23-NOV-2007 05:04:47	Bright	33.000	111	8Eta Boo	2.6800	6000.0	66	29961	No
70	GOM_NL__2PRFIN20071123_050737_000000352063_00348_29961_3728.N1	23-NOV-2007 05:07:37	Bright	35.000	138	47Eps Vir	2.8280	4700.0	70	29961	No
71	GOM_NL__2PRFIN20071123_051138_000000392063_00348_29961_3729.N1	23-NOV-2007 05:11:38	Bright	39.000	121	29Gam Vir	2.7400	7200.0	78	29961	No
72	GOM_NL__2PRFIN20071123_051655_000000422063_00348_29961_3730.N1	23-NOV-2007 05:16:55	Twilight	41.500	100	4Gam Crv	2.5800	13100.	83	29961	No
73	GOM_NL__2PRFIN20071123_051828_000000462063_00348_29961_3731.N1	23-NOV-2007 05:18:28	Twilight	45.500	171	2Eps Crv	3.0010	4250.0	91	29961	No
74	GOM_NL__2PRFIN20071123_052415_000000402063_00348_29961_3732.N1	23-NOV-2007 05:24:15	Dark	40.000	64	Gam Cen	2.2000	10600.	80	29961	No
75	GOM_NL__2PRFIN20071123_052629_000000452063_00348_29961_3733.N1	23-NOV-2007 05:26:29	Dark	44.500	26	Gam Cru	1.6240	2900.0	89	29961	No
76	GOM_NL__2PRFIN20071123_052753_000000412063_00349_29962_3725.N1	23-NOV-2007 05:27:53	Dark	40.500	113	Mu Vel	2.6920	5000.0	81	29962	No
77	GOM_NL__2PRFIN20071123_053026_000000362063_00349_29962_3726.N1	23-NOV-2007 05:30:26	Dark	35.500	124	The Car	2.7640	30000.	71	29962	No
78	GOM_NL__2PRFIN20071123_053317_000000382063_00349_29962_3727.N1	23-NOV-2007 05:33:17	Dark	37.500	29	Bet Car	1.6720	10200.	75	29962	No
79	GOM_NL__2PRFIN20071123_053444_000000412063_00349_29962_3728.N1	23-NOV-2007 05:34:44	Dark	41.000	41	Eps Car	1.8600	4100.0	82	29962	No
80	GOM_NL__2PRFIN20071123_054816_000000382063_00349_29962_3729.N1	23-NOV-2007 05:48:16	Straylight	37.500	157	The1Eri	2.9060	9300.0	75	29962	No
81	GOM_NL__2PRFIN20071123_060046_000000412063_00349_29962_3730.N1	23-NOV-2007 06:00:46	Twilight	40.500	94	92Alp Cet	2.5260	3100.0	81	29962	No
82	GOM_NL__2PRFIN20071123_060549_000000362063_00349_29962_3731.N1	23-NOV-2007 06:05:49	Bright	36.000	105	6Bet Ari	2.6450	8900.0	72	29962	No
83	GOM_NL__2PRFIN20071123_060938_000000352063_00349_29962_3732.N1	23-NOV-2007 06:09:38	Bright	35.000	173	4Bet Tri	3.0040	8900.0	70	29962	No
84	GOM_NL__2PRFIN20071123_061132_000000392063_00349_29962_3733.N1	23-NOV-2007 06:11:32	Bright	38.500	79	26Bet Per	2.3100	13100.	77	29962	No
85	GOM_NL__2PRFIN20071123_061504_000000372063_00349_29962_3734.N1	23-NOV-2007 06:15:04	Bright	37.000	160	23Gam Per	2.9300	4700.0	74	29962	No
86	GOM_NL__2PRFIN20071123_061652_000000342063_00349_29962_3735.N1	23-NOV-2007 06:16:52	Bright	34.000	110	37Del Cas	2.6780	8900.0	68	29962	No
87	GOM_NL__2PRFIN20071123_062455_000000362063_00349_29962_3736.N1	23-NOV-2007 06:24:55	Bright	36.000	49	1Alp UMi	1.9900	6300.0	72	29962	No
88	GOM_NL__2PRFIN20071123_062927_000000372063_00349_29962_3737.N1	23-NOV-2007 06:29:27	Bright	36.500	60	7Bet UMi	2.0810	3950.0	73	29962	No
89	GOM_NL__2PRFIN20071123_063454_000000352063_00349_29962_3738.N1	23-NOV-2007 06:34:54	Bright	35.000	32	77Eps UMa	1.7630	11000.	70	29962	No
90	GOM_NL__2PRFIN20071123_063644_000000362063_00349_29962_3739.N1	23-NOV-2007 06:36:44	Bright	36.000	39	85Eta UMa	1.8540	24000.	72	29962	No
91	GOM_NL__2PRFIN20071123_063928_000000342063_00349_29962_3740.N1	23-NOV-2007 06:39:28	Bright	34.000	180	27Gam Boo	3.0400	8000.0	68	29962	No
92	GOM_NL__2PRFIN20071123_064456_000000282063_00349_29962_3741.N1	23-NOV-2007 06:44:56	Bright	28.000	3	16Alp Boo	-0.050000	4250.0	56	29962	No
93	GOM_NL__2PRFIN20071123_064814_000000362063_00349_29962_3742.N1	23-NOV-2007 06:48:14	Bright	35.500	138	47Eps Vir	2.8280	4700.0	71	29962	No
94	GOM_NL__2PRFIN20071123_065214_000000402063_00349_29962_3743.N1	23-NOV-2007 06:52:14	Bright	39.500	121	29Gam Vir	2.7400	7200.0	79	29962	No
95	GOM_NL__2PRFIN20071123_065731_000000432063_00349_29962_3744.N1	23-NOV-2007 06:57:31	Twilight	43.000	100	4Gam Crv	2.5800	13100.	86	29962	No
96	GOM_NL__2PRFIN20071123_065905_000000432063_00349_29962_3745.N1	23-NOV-2007 06:59:05	Twilight	42.500	171	2Eps Crv	3.0010	4250.0	85	29962	No
97	GOM_NL__2PRFIN20071123_070452_000000392063_00349_29962_3746.N1	23-NOV-2007 07:04:52	Dark	38.500	64	Gam Cen	2.2000	10600.	77	29962	No
98	GOM_NL__2PRFIN20071123_070706_000000422063_00349_29962_3747.N1	23-NOV-2007 07:07:06	Dark	42.000	26	Gam Cru	1.6240	2900.0	84	29962	No
99	GOM_NL__2PRFIN20071123_070830_000000412063_00350_29963_3742.N1	23-NOV-2007 07:08:30	Dark	41.000	113	Mu Vel	2.6920	5000.0	82	29963	No
100	GOM_NL__2PRFIN20071123_071102_000000362063_00350_29963_3743.N1	23-NOV-2007 07:11:02	Dark	36.000	124	The Car	2.7640	30000.	72	29963	No
101	GOM_NL__2PRFIN20071123_071353_000000382063_00350_29963_3744.N1	23-NOV-2007 07:13:53	Dark	37.500	29	Bet Car	1.6720	10200.	75	29963	No

102	GOM_NL__2PRFIN20071123_071520_000000412063_00350_29963_3745.N1	23-NOV-2007 07:15:20	Dark	41.000	41	Eps Car	1.8600	4100.0	82	29963	No
103	GOM_NL__2PRFIN20071123_072852_000000372063_00350_29963_3746.N1	23-NOV-2007 07:28:52	Straylight	36.500	157	The1Eri	2.9060	9300.0	73	29963	No
104	GOM_NL__2PRFIN20071123_074122_000000452063_00350_29963_3747.N1	23-NOV-2007 07:41:22	Tw_i_and_stray	45.000	94	92Alp Cet	2.5260	3100.0	90	29963	No
105	GOM_NL__2PRFIN20071123_074625_000000362063_00350_29963_3748.N1	23-NOV-2007 07:46:25	Bright	36.000	105	6Bet Ari	2.6450	8900.0	72	29963	No
106	GOM_NL__2PRFIN20071123_075014_000000352063_00350_29963_3749.N1	23-NOV-2007 07:50:14	Bright	35.000	173	4Bet Tri	3.0040	8900.0	70	29963	No
107	GOM_NL__2PRFIN20071123_075208_000000382063_00350_29963_3750.N1	23-NOV-2007 07:52:08	Bright	37.500	79	26Bet Per	2.3100	13100.	75	29963	No
108	GOM_NL__2PRFIN20071123_075540_000000372063_00350_29963_3751.N1	23-NOV-2007 07:55:40	Bright	37.000	160	23Gam Per	2.9300	4700.0	74	29963	No
109	GOM_NL__2PRFIN20071123_075728_000000352063_00350_29963_3752.N1	23-NOV-2007 07:57:28	Bright	34.500	110	37Del Cas	2.6780	8900.0	69	29963	No
110	GOM_NL__2PRFIN20071123_080531_000000342063_00350_29963_3753.N1	23-NOV-2007 08:05:31	Bright	33.500	49	1Alp UMi	1.9900	6300.0	67	29963	No
111	GOM_NL__2PRFIN20071123_081003_000000332063_00350_29963_3754.N1	23-NOV-2007 08:10:03	Bright	32.500	60	7Bet UMi	2.0810	3950.0	65	29963	No
112	GOM_NL__2PRFIN20071123_081530_000000382063_00350_29963_3755.N1	23-NOV-2007 08:15:30	Bright	38.000	32	77Eps UMa	1.7630	11000.	76	29963	No
113	GOM_NL__2PRFIN20071123_081720_000000362063_00350_29963_3756.N1	23-NOV-2007 08:17:20	Bright	35.500	39	85Eta UMa	1.8540	24000.	71	29963	No
114	GOM_NL__2PRFIN20071123_082004_000000332063_00350_29963_3757.N1	23-NOV-2007 08:20:04	Bright	32.500	180	27Gam Boo	3.0400	8000.0	65	29963	No
115	GOM_NL__2PRFIN20071123_082533_000000282063_00350_29963_3758.N1	23-NOV-2007 08:25:33	Bright	28.000	3	16Alp Boo	-0.050000	4250.0	56	29963	No
116	GOM_NL__2PRFIN20071123_082850_000000362063_00350_29963_3759.N1	23-NOV-2007 08:28:50	Bright	36.000	138	47Eps Vir	2.8280	4700.0	72	29963	No
117	GOM_NL__2PRFIN20071123_083250_000000402063_00350_29963_3760.N1	23-NOV-2007 08:32:50	Bright	39.500	121	29Gam Vir	2.7400	7200.0	79	29963	No
118	GOM_NL__2PRFIN20071123_083808_000000422063_00350_29963_3761.N1	23-NOV-2007 08:38:08	Tw_i_and_stray	42.000	100	4Gam Crv	2.5800	13100.	84	29963	No
119	GOM_NL__2PRFIN20071123_083941_000000442063_00350_29963_3762.N1	23-NOV-2007 08:39:41	Twilight	43.500	171	2Eps Crv	3.0010	4250.0	87	29963	No
120	GOM_NL__2PRFIN20071123_084528_000000382063_00350_29963_3763.N1	23-NOV-2007 08:45:28	Dark	38.000	64	Gam Cen	2.2000	10600.	76	29963	No
121	GOM_NL__2PRFIN20071123_084742_000000422063_00350_29963_3764.N1	23-NOV-2007 08:47:42	Dark	42.000	26	Gam Cru	1.6240	2900.0	84	29963	No
122	GOM_NL__2PRFIN20071123_084907_000000422063_00351_29964_3752.N1	23-NOV-2007 08:49:07	Dark	41.500	113	Mu Vel	2.6920	5000.0	83	29964	No
123	GOM_NL__2PRFIN20071123_085138_000000382063_00351_29964_3753.N1	23-NOV-2007 08:51:38	Dark	37.500	124	The Car	2.7640	30000.	75	29964	No
124	GOM_NL__2PRFIN20071123_085430_000000362063_00351_29964_3754.N1	23-NOV-2007 08:54:30	Dark	36.000	29	Bet Car	1.6720	10200.	72	29964	No
125	GOM_NL__2PRFIN20071123_085557_000000412063_00351_29964_3755.N1	23-NOV-2007 08:55:57	Dark	40.500	41	Eps Car	1.8600	4100.0	81	29964	No
126	GOM_NL__2PRFIN20071123_090928_000000372063_00351_29964_3756.N1	23-NOV-2007 09:09:28	Straylight	36.500	157	The1Eri	2.9060	9300.0	73	29964	No
127	GOM_NL__2PRFIN20071123_092158_000000412063_00351_29964_3757.N1	23-NOV-2007 09:21:58	Tw_i_and_stray	40.500	94	92Alp Cet	2.5260	3100.0	81	29964	No
128	GOM_NL__2PRFIN20071123_092701_000000372063_00351_29964_3758.N1	23-NOV-2007 09:27:01	Bright	36.500	105	6Bet Ari	2.6450	8900.0	73	29964	No
129	GOM_NL__2PRFIN20071123_093050_000000342063_00351_29964_3759.N1	23-NOV-2007 09:30:50	Bright	34.000	173	4Bet Tri	3.0040	8900.0	68	29964	No
130	GOM_NL__2PRFIN20071123_093243_000000382063_00351_29964_3760.N1	23-NOV-2007 09:32:43	Bright	37.500	79	26Bet Per	2.3100	13100.	75	29964	No
131	GOM_NL__2PRFIN20071123_093616_000000372063_00351_29964_3761.N1	23-NOV-2007 09:36:16	Bright	36.500	160	23Gam Per	2.9300	4700.0	73	29964	No
132	GOM_NL__2PRFIN20071123_093804_000000352063_00351_29964_3762.N1	23-NOV-2007 09:38:04	Bright	34.500	110	37Del Cas	2.6780	8900.0	69	29964	No
133	GOM_NL__2PRFIN20071123_094606_000000362063_00351_29964_3763.N1	23-NOV-2007 09:46:06	Bright	35.500	49	1Alp UMi	1.9900	6300.0	71	29964	No
134	GOM_NL__2PRFIN20071123_095039_000000352063_00351_29964_3764.N1	23-NOV-2007 09:50:39	Bright	34.500	60	7Bet UMi	2.0810	3950.0	69	29964	No
135	GOM_NL__2PRFIN20071123_095606_000000392063_00351_29964_3765.N1	23-NOV-2007 09:56:06	Bright	39.000	32	77Eps UMa	1.7630	11000.	78	29964	No
136	GOM_NL__2PRFIN20071123_095756_000000342063_00351_29964_3766.N1	23-NOV-2007 09:57:56	Bright	34.000	39	85Eta UMa	1.8540	24000.	68	29964	No
137	GOM_NL__2PRFIN20071123_100040_000000332063_00351_29964_3767.N1	23-NOV-2007 10:00:40	Bright	32.500	180	27Gam Boo	3.0400	8000.0	65	29964	No
138	GOM_NL__2PRFIN20071123_100609_000000332063_00351_29964_3768.N1	23-NOV-2007 10:06:09	Bright	32.500	3	16Alp Boo	-0.050000	4250.0	65	29964	No
139	GOM_NL__2PRFIN20071123_100926_000000352063_00351_29964_3769.N1	23-NOV-2007 10:09:26	Bright	35.000	138	47Eps Vir	2.8280	4700.0	70	29964	No
140	GOM_NL__2PRFIN20071123_101327_000000382063_00351_29964_3770.N1	23-NOV-2007 10:13:27	Bright	38.000	121	29Gam Vir	2.7400	7200.0	76	29964	No
141	GOM_NL__2PRFIN20071123_101844_000000412063_00351_29964_3771.N1	23-NOV-2007 10:18:44	Tw_i_and_stray	40.500	100	4Gam Crv	2.5800	13100.	81	29964	No
142	GOM_NL__2PRFIN20071123_102018_000000442063_00351_29964_3772.N1	23-NOV-2007 10:20:18	Twilight	43.500	171	2Eps Crv	3.0010	4250.0	87	29964	No
143	GOM_NL__2PRFIN20071123_102604_000000382063_00351_29964_3773.N1	23-NOV-2007 10:26:04	Dark	38.000	64	Gam Cen	2.2000	10600.	76	29964	No
144	GOM_NL__2PRFIN20071123_102818_000000432063_00351_29964_3774.N1	23-NOV-2007 10:28:18	Dark	43.000	26	Gam Cru	1.6240	2900.0	86	29964	No
145	GOM_NL__2PRFIN20071123_102943_000000432063_00352_29965_3776.N1	23-NOV-2007 10:29:43	Dark	42.500	113	Mu Vel	2.6920	5000.0	85	29965	No
146	GOM_NL__2PRFIN20071123_103215_000000362063_00352_29965_3777.N1	23-NOV-2007 10:32:15	Dark	36.000	124	The Car	2.7640	30000.	72	29965	No
147	GOM_NL__2PRFIN20071123_103506_000000372063_00352_29965_3778.N1	23-NOV-2007 10:35:06	Dark	37.000	29	Bet Car	1.6720	10200.	74	29965	No
148	GOM_NL__2PRFIN20071123_103633_000000432063_00352_29965_3779.N1	23-NOV-2007 10:36:33	Dark	43.000	41	Eps Car	1.8600	4100.0	86	29965	No
149	GOM_NL__2PRFIN20071123_105004_000000362063_00352_29965_3780.N1	23-NOV-2007 10:50:04	Straylight	35.500	157	The1Eri	2.9060	9300.0	71	29965	No
150	GOM_NL__2PRFIN20071123_110234_000000452063_00352_29965_3781.N1	23-NOV-2007 11:02:34	Tw_i_and_stray	44.500	94	92Alp Cet	2.5260	3100.0	89	29965	No
151	GOM_NL__2PRFIN20071123_110737_000000352063_00352_29965_3782.N1	23-NOV-2007 11:07:37	Bright	35.000	105	6Bet Ari	2.6450	8900.0	70	29965	No
152	GOM_NL__2PRFIN20071123_111126_000000352063_00352_29965_3783.N1	23-NOV-2007 11:11:26	Bright	35.000	173	4Bet Tri	3.0040	8900.0	70	29965	No
153	GOM_NL__2PRFIN20071123_111319_000000382063_00352_29965_3784.N1	23-NOV-2007 11:13:19	Bright	38.000	79	26Bet Per	2.3100	13100.	76	29965	No
154	GOM_NL__2PRFIN20071123_111652_000000372063_00352_29965_3785.N1	23-NOV-2007 11:16:52	Bright	37.000	160	23Gam Per	2.9300	4700.0	74	29965	No
155	GOM_NL__2PRFIN20071123_111840_000000362063_00352_29965_3786.N1	23-NOV-2007 11:18:40	Bright	35.500	110	37Del Cas	2.6780	8900.0	71	29965	No
156	GOM_NL__2PRFIN20071123_112642_000000362063_00352_29965_3787.N1	23-NOV-2007 11:26:42	Bright	36.000	49	1Alp UMi	1.9900	6300.0	72	29965	No
157	GOM_NL__2PRFIN20071123_113115_000000372063_00352_29965_3788.N1	23-NOV-2007 11:31:15	Bright	37.000	60	7Bet UMi	2.0810	3950.0	74	29965	No
158	GOM_NL__2PRFIN20071123_113642_000000392063_00352_29965_3789.N1	23-NOV-2007 11:36:42	Bright	38.500	32	77Eps UMa	1.7630	11000.	77	29965	No
159	GOM_NL__2PRFIN20071123_113832_000000342063_00352_29965_3790.N1	23-NOV-2007 11:38:32	Bright	33.500	39	85Eta UMa	1.8540	24000.	67	29965	No
160	GOM_NL__2PRFIN20071123_114116_000000332063_00352_29965_3791.N1	23-NOV-2007 11:41:16	Bright	32.500	180	27Gam Boo	3.0400	8000.0	65	29965	No



161	GOM_NL__2PRFIN20071123_114645_000000332063_00352_29965_3792.N1	23-NOV-2007 11:46:45	Bright	32.500	3	16Alp Boo	-0.050000	4250.0	65	29965	No
162	GOM_NL__2PRFIN20071123_115002_000000362063_00352_29965_3793.N1	23-NOV-2007 11:50:02	Bright	35.500	138	47Eps Vir	2.8280	4700.0	71	29965	No
163	GOM_NL__2PRFIN20071123_115403_000000392063_00352_29965_3794.N1	23-NOV-2007 11:54:03	Bright	39.000	121	29Gam Vir	2.7400	7200.0	78	29965	No
164	GOM_NL__2PRFIN20071123_115921_000000432063_00352_29965_3795.N1	23-NOV-2007 11:59:21	Twilight	42.500	100	4Gam Crv	2.5800	13100.	85	29965	No
165	GOM_NL__2PRFIN20071123_120054_000000442063_00352_29965_3796.N1	23-NOV-2007 12:00:54	Twilight	44.000	171	2Eps Crv	3.0010	4250.0	88	29965	No
166	GOM_NL__2PRFIN20071123_120640_000000392063_00352_29965_3797.N1	23-NOV-2007 12:06:40	Dark	39.000	64	Gam Cen	2.2000	10600.	78	29965	No
167	GOM_NL__2PRFIN20071123_120854_000000452063_00352_29965_3798.N1	23-NOV-2007 12:08:54	Dark	44.500	26	Gam Cru	1.6240	2900.0	89	29965	No
168	GOM_NL__2PRFIN20071123_121020_000000422063_00353_29966_3790.N1	23-NOV-2007 12:10:20	Dark	41.500	113	Mu Vel	2.6920	5000.0	83	29966	No
169	GOM_NL__2PRFIN20071123_121251_000000382063_00353_29966_3791.N1	23-NOV-2007 12:12:51	Dark	38.000	124	The Car	2.7640	30000.	76	29966	No
170	GOM_NL__2PRFIN20071123_121542_000000392063_00353_29966_3792.N1	23-NOV-2007 12:15:42	Dark	38.500	29	Bet Car	1.6720	10200.	77	29966	No
171	GOM_NL__2PRFIN20071123_121710_000000412063_00353_29966_3793.N1	23-NOV-2007 12:17:10	Dark	40.500	41	Eps Car	1.8600	4100.0	81	29966	No
172	GOM_NL__2PRFIN20071123_123040_000000382063_00353_29966_3794.N1	23-NOV-2007 12:30:40	Straylight	38.000	157	The1Eri	2.9060	9300.0	76	29966	No
173	GOM_NL__2PRFIN20071123_124310_000000452063_00353_29966_3795.N1	23-NOV-2007 12:43:10	Twilight	44.500	94	92Alp Cet	2.5260	3100.0	89	29966	No
174	GOM_NL__2PRFIN20071123_124813_000000362063_00353_29966_3796.N1	23-NOV-2007 12:48:13	Bright	35.500	105	6Bet Ari	2.6450	8900.0	71	29966	No
175	GOM_NL__2PRFIN20071123_125202_000000352063_00353_29966_3797.N1	23-NOV-2007 12:52:02	Bright	35.000	173	4Bet Tri	3.0040	8900.0	70	29966	No
176	GOM_NL__2PRFIN20071123_125355_000000382063_00353_29966_3798.N1	23-NOV-2007 12:53:55	Bright	37.500	79	26Bet Per	2.3100	13100.	75	29966	No
177	GOM_NL__2PRFIN20071123_125727_000000372063_00353_29966_3799.N1	23-NOV-2007 12:57:27	Bright	36.500	160	23Gam Per	2.9300	4700.0	73	29966	No
178	GOM_NL__2PRFIN20071123_125916_000000352063_00353_29966_3800.N1	23-NOV-2007 12:59:16	Bright	34.500	110	37Del Cas	2.6780	8900.0	69	29966	No
179	GOM_NL__2PRFIN20071123_130718_000000342063_00353_29966_3801.N1	23-NOV-2007 13:07:18	Bright	34.000	49	1Alp UMi	1.9900	6300.0	68	29966	No
180	GOM_NL__2PRFIN20071123_131151_000000332063_00353_29966_3802.N1	23-NOV-2007 13:11:51	Bright	33.000	60	7Bet UMi	2.0810	3950.0	66	29966	No
181	GOM_NL__2PRFIN20071123_131718_000000382063_00353_29966_3803.N1	23-NOV-2007 13:17:18	Bright	38.000	32	77Eps UMa	1.7630	11000.	76	29966	No
182	GOM_NL__2PRFIN20071123_131908_000000352063_00353_29966_3804.N1	23-NOV-2007 13:19:08	Bright	35.000	39	85Eta UMa	1.8540	24000.	70	29966	No
183	GOM_NL__2PRFIN20071123_132152_000000362063_00353_29966_3805.N1	23-NOV-2007 13:21:52	Bright	35.500	180	27Gam Boo	3.0400	8000.0	71	29966	No
184	GOM_NL__2PRFIN20071123_132721_000000332063_00353_29966_3806.N1	23-NOV-2007 13:27:21	Bright	32.500	3	16Alp Boo	-0.050000	4250.0	65	29966	No
185	GOM_NL__2PRFIN20071123_133038_000000362063_00353_29966_3807.N1	23-NOV-2007 13:30:38	Bright	35.500	138	47Eps Vir	2.8280	4700.0	71	29966	No
186	GOM_NL__2PRFIN20071123_133439_000000382063_00353_29966_3808.N1	23-NOV-2007 13:34:39	Bright	38.000	121	29Gam Vir	2.7400	7200.0	76	29966	No
187	GOM_NL__2PRFIN20071123_133957_000000422063_00353_29966_3809.N1	23-NOV-2007 13:39:57	Twilight	41.500	100	4Gam Crv	2.5800	13100.	83	29966	No
188	GOM_NL__2PRFIN20071123_134131_000000472063_00353_29966_3810.N1	23-NOV-2007 13:41:31	Twilight	47.000	171	2Eps Crv	3.0010	4250.0	94	29966	No
189	GOM_NL__2PRFIN20071123_134717_000000392063_00353_29966_3811.N1	23-NOV-2007 13:47:17	Dark	38.500	64	Gam Cen	2.2000	10600.	77	29966	No
190	GOM_NL__2PRFIN20071123_134930_000000442063_00353_29966_3812.N1	23-NOV-2007 13:49:30	Dark	44.000	26	Gam Cru	1.6240	2900.0	88	29966	No
191	GOM_NL__2PRFIN20071123_135056_000000422063_00354_29967_3839.N1	23-NOV-2007 13:50:56	Dark	41.500	113	Mu Vel	2.6920	5000.0	83	29967	No
192	GOM_NL__2PRFIN20071123_135327_000000382063_00354_29967_3840.N1	23-NOV-2007 13:53:27	Dark	38.000	124	The Car	2.7640	30000.	76	29967	No
193	GOM_NL__2PRFIN20071123_135619_000000392063_00354_29967_3841.N1	23-NOV-2007 13:56:19	Dark	39.000	29	Bet Car	1.6720	10200.	78	29967	No
194	GOM_NL__2PRFIN20071123_135746_000000462063_00354_29967_3842.N1	23-NOV-2007 13:57:46	Dark	45.500	41	Eps Car	1.8600	4100.0	91	29967	No
195	GOM_NL__2PRFIN20071123_141116_000000372063_00354_29967_3843.N1	23-NOV-2007 14:11:16	Straylight	36.500	157	The1Eri	2.9060	9300.0	73	29967	No
196	GOM_NL__2PRFIN20071123_142346_000000412063_00354_29967_3844.N1	23-NOV-2007 14:23:46	Twilight	41.000	94	92Alp Cet	2.5260	3100.0	82	29967	No
197	GOM_NL__2PRFIN20071123_142849_000000372063_00354_29967_3845.N1	23-NOV-2007 14:28:49	Bright	36.500	105	6Bet Ari	2.6450	8900.0	73	29967	No
198	GOM_NL__2PRFIN20071123_143238_000000352063_00354_29967_3846.N1	23-NOV-2007 14:32:38	Bright	34.500	173	4Bet Tri	3.0040	8900.0	69	29967	No
199	GOM_NL__2PRFIN20071123_143430_000000372063_00354_29967_3847.N1	23-NOV-2007 14:34:30	Bright	37.000	79	26Bet Per	2.3100	13100.	74	29967	No
200	GOM_NL__2PRFIN20071123_143803_000000362063_00354_29967_3848.N1	23-NOV-2007 14:38:03	Bright	36.000	160	23Gam Per	2.9300	4700.0	72	29967	No
201	GOM_NL__2PRFIN20071123_143952_000000352063_00354_29967_3849.N1	23-NOV-2007 14:39:52	Bright	34.500	110	37Del Cas	2.6780	8900.0	69	29967	No
202	GOM_NL__2PRFIN20071123_144754_000000342063_00354_29967_3850.N1	23-NOV-2007 14:47:54	Bright	33.500	49	1Alp UMi	1.9900	6300.0	67	29967	No
203	GOM_NL__2PRFIN20071123_145227_000000362063_00354_29967_3851.N1	23-NOV-2007 14:52:27	Bright	35.500	60	7Bet UMi	2.0810	3950.0	71	29967	No
204	GOM_NL__2PRFIN20071123_145754_000000382063_00354_29967_3852.N1	23-NOV-2007 14:57:54	Bright	38.000	32	77Eps UMa	1.7630	11000.	76	29967	No
205	GOM_NL__2PRFIN20071123_145944_000000362063_00354_29967_3853.N1	23-NOV-2007 14:59:44	Bright	36.000	39	85Eta UMa	1.8540	24000.	72	29967	No
206	GOM_NL__2PRFIN20071123_150228_000000322063_00354_29967_3854.N1	23-NOV-2007 15:02:28	Bright	32.000	180	27Gam Boo	3.0400	8000.0	64	29967	No
207	GOM_NL__2PRFIN20071123_150757_000000332063_00354_29967_3855.N1	23-NOV-2007 15:07:57	Bright	33.000	3	16Alp Boo	-0.050000	4250.0	66	29967	No
208	GOM_NL__2PRFIN20071123_151114_000000552063_00354_29967_3856.N1	23-NOV-2007 15:11:14	Bright	55.000	138	47Eps Vir	2.8280	4700.0	110	29967	No
209	GOM_NL__2PRFIN20071123_151516_000000562063_00354_29967_3857.N1	23-NOV-2007 15:15:16	Bright	56.000	121	29Gam Vir	2.7400	7200.0	112	29967	No
210	GOM_NL__2PRFIN20071123_152034_000000432063_00354_29967_3858.N1	23-NOV-2007 15:20:34	Twilight	42.500	100	4Gam Crv	2.5800	13100.	85	29967	No
211	GOM_NL__2PRFIN20071123_152207_000000432063_00354_29967_3859.N1	23-NOV-2007 15:22:07	Twilight	42.500	171	2Eps Crv	3.0010	4250.0	85	29967	No
212	GOM_NL__2PRFIN20071123_152753_000000382063_00354_29967_3860.N1	23-NOV-2007 15:27:53	Dark	37.500	64	Gam Cen	2.2000	10600.	75	29967	No
213	GOM_NL__2PRFIN20071123_153007_000000512063_00354_29967_3861.N1	23-NOV-2007 15:30:07	Dark	51.000	26	Gam Cru	1.6240	2900.0	102	29967	No
214	GOM_NL__2PRFIN20071123_153133_000000472063_00355_29968_3846.N1	23-NOV-2007 15:31:33	Dark	47.000	113	Mu Vel	2.6920	5000.0	94	29968	No
215	GOM_NL__2PRFIN20071123_153404_000000362063_00355_29968_3847.N1	23-NOV-2007 15:34:04	Dark	35.500	124	The Car	2.7640	30000.	71	29968	No
216	GOM_NL__2PRFIN20071123_153655_000000382063_00355_29968_3848.N1	23-NOV-2007 15:36:55	Dark	38.000	29	Bet Car	1.6720	10200.	76	29968	No
217	GOM_NL__2PRFIN20071123_153823_000000442063_00355_29968_3849.N1	23-NOV-2007 15:38:23	Dark	43.500	41	Eps Car	1.8600	4100.0	87	29968	No
218	GOM_NL__2PRFIN20071123_155152_000000402063_00355_29968_3850.N1	23-NOV-2007 15:51:52	Straylight	39.500	157	The1Eri	2.9060	9300.0	79	29968	No
219	GOM_NL__2PRFIN20071123_160422_000000442063_00355_29968_3851.N1	23-NOV-2007 16:04:22	Twilight	44.000	94	92Alp Cet	2.5260	3100.0	88	29968	No

220	GOM_NL__2PRFIN20071123_160925_000000362063_00355_29968_3852.N1	23-NOV-2007 16:09:25	Bright	35.500	105	6Bet Ari	2.6450	8900.0	71	29968	No
221	GOM_NL__2PRFIN20071123_161314_000000342063_00355_29968_3853.N1	23-NOV-2007 16:13:14	Bright	34.000	173	4Bet Tri	3.0040	8900.0	68	29968	No
222	GOM_NL__2PRFIN20071123_161506_000000382063_00355_29968_3854.N1	23-NOV-2007 16:15:06	Bright	38.000	79	26Bet Per	2.3100	13100.	76	29968	No
223	GOM_NL__2PRFIN20071123_161839_000000372063_00355_29968_3855.N1	23-NOV-2007 16:18:39	Bright	36.500	160	23Gam Per	2.9300	4700.0	73	29968	No
224	GOM_NL__2PRFIN20071123_162028_000000362063_00355_29968_3856.N1	23-NOV-2007 16:20:28	Bright	35.500	110	37Del Cas	2.6780	8900.0	71	29968	No
225	GOM_NL__2PRFIN20071123_162830_000000362063_00355_29968_3857.N1	23-NOV-2007 16:28:30	Bright	35.500	49	1Alp UMi	1.9900	6300.0	71	29968	No
226	GOM_NL__2PRFIN20071123_163303_000000362063_00355_29968_3858.N1	23-NOV-2007 16:33:03	Bright	36.000	60	7Bet UMi	2.0810	3950.0	72	29968	No
227	GOM_NL__2PRFIN20071123_163829_000000382063_00355_29968_3859.N1	23-NOV-2007 16:38:29	Bright	37.500	32	77Eps UMa	1.7630	11000.	75	29968	No
228	GOM_NL__2PRFIN20071123_164020_000000362063_00355_29968_3860.N1	23-NOV-2007 16:40:20	Bright	35.500	39	85Eta UMa	1.8540	24000.	71	29968	No
229	GOM_NL__2PRFIN20071123_164304_000000332063_00355_29968_3861.N1	23-NOV-2007 16:43:04	Bright	32.500	180	27Gam Boo	3.0400	8000.0	65	29968	No
230	GOM_NL__2PRFIN20071123_164833_000000332063_00355_29968_3862.N1	23-NOV-2007 16:48:33	Bright	33.000	3	16Alp Boo	-0.050000	4250.0	66	29968	No
231	GOM_NL__2PRFIN20071123_165151_000000362063_00355_29968_3863.N1	23-NOV-2007 16:51:51	Bright	36.000	138	47Eps Vir	2.8280	4700.0	72	29968	No
232	GOM_NL__2PRFIN20071123_165552_000000382063_00355_29968_3864.N1	23-NOV-2007 16:55:52	Bright	38.000	121	29Gam Vir	2.7400	7200.0	76	29968	No
233	GOM_NL__2PRFIN20071123_170110_000000422063_00355_29968_3865.N1	23-NOV-2007 17:01:10	Tw_i_and_stray	42.000	100	4Gam Crv	2.5800	13100.	84	29968	No
234	GOM_NL__2PRFIN20071123_170244_000000462063_00355_29968_3866.N1	23-NOV-2007 17:02:44	Twilight	46.000	171	2Eps Crv	3.0010	4250.0	92	29968	No
235	GOM_NL__2PRFIN20071123_170829_000000392063_00355_29968_3867.N1	23-NOV-2007 17:08:29	Dark	38.500	64	Gam Cen	2.2000	10600.	77	29968	No
236	GOM_NL__2PRFIN20071123_171043_000000502063_00355_29968_3868.N1	23-NOV-2007 17:10:43	Dark	50.000	26	Gam Cru	1.6240	2900.0	100	29968	No
237	GOM_NL__2PRFIN20071123_171210_000000422063_00356_29969_3857.N1	23-NOV-2007 17:12:10	Dark	41.500	113	Mu Vel	2.6920	5000.0	83	29969	No
238	GOM_NL__2PRFIN20071123_171440_000000372063_00356_29969_3858.N1	23-NOV-2007 17:14:40	Dark	37.000	124	The Car	2.7640	30000.	74	29969	No
239	GOM_NL__2PRFIN20071123_171731_000000372063_00356_29969_3859.N1	23-NOV-2007 17:17:31	Dark	37.000	29	Bet Car	1.6720	10200.	74	29969	No
240	GOM_NL__2PRFIN20071123_171900_000000502063_00356_29969_3860.N1	23-NOV-2007 17:19:00	Dark	50.000	41	Eps Car	1.8600	4100.0	100	29969	No
241	GOM_NL__2PRFIN20071123_173228_000000382063_00356_29969_3861.N1	23-NOV-2007 17:32:28	Straylight	38.000	157	The1Eri	2.9060	9300.0	76	29969	No
242	GOM_NL__2PRFIN20071123_174458_000000462063_00356_29969_3862.N1	23-NOV-2007 17:44:58	Tw_i_and_stray	45.500	94	92Alp Cet	2.5260	3100.0	91	29969	No
243	GOM_NL__2PRFIN20071123_175001_000000352063_00356_29969_3863.N1	23-NOV-2007 17:50:01	Bright	35.000	105	6Bet Ari	2.6450	8900.0	70	29969	No
244	GOM_NL__2PRFIN20071123_175350_000000342063_00356_29969_3864.N1	23-NOV-2007 17:53:50	Bright	33.500	173	4Bet Tri	3.0040	8900.0	67	29969	No
245	GOM_NL__2PRFIN20071123_175542_000000382063_00356_29969_3865.N1	23-NOV-2007 17:55:42	Bright	37.500	79	26Bet Per	2.3100	13100.	75	29969	No
246	GOM_NL__2PRFIN20071123_175915_000000362063_00356_29969_3866.N1	23-NOV-2007 17:59:15	Bright	35.500	160	23Gam Per	2.9300	4700.0	71	29969	No
247	GOM_NL__2PRFIN20071123_180104_000000352063_00356_29969_3867.N1	23-NOV-2007 18:01:04	Bright	35.000	110	37Del Cas	2.6780	8900.0	70	29969	No
248	GOM_NL__2PRFIN20071123_180906_000000362063_00356_29969_3868.N1	23-NOV-2007 18:09:06	Bright	36.000	49	1Alp UMi	1.9900	6300.0	72	29969	No
249	GOM_NL__2PRFIN20071123_181339_000000372063_00356_29969_3869.N1	23-NOV-2007 18:13:39	Bright	37.000	60	7Bet UMi	2.0810	3950.0	74	29969	No
250	GOM_NL__2PRFIN20071123_181905_000000372063_00356_29969_3870.N1	23-NOV-2007 18:19:05	Bright	37.000	32	77Eps UMa	1.7630	11000.	74	29969	No
251	GOM_NL__2PRFIN20071123_182056_000000362063_00356_29969_3871.N1	23-NOV-2007 18:20:56	Bright	35.500	39	85Eta UMa	1.8540	24000.	71	29969	No
252	GOM_NL__2PRFIN20071123_182340_000000342063_00356_29969_3872.N1	23-NOV-2007 18:23:40	Bright	34.000	180	27Gam Boo	3.0400	8000.0	68	29969	No
253	GOM_NL__2PRFIN20071123_182909_000000332063_00356_29969_3873.N1	23-NOV-2007 18:29:09	Bright	33.000	3	16Alp Boo	-0.050000	4250.0	66	29969	No
254	GOM_NL__2PRFIN20071123_183227_000000372063_00356_29969_3874.N1	23-NOV-2007 18:32:27	Bright	36.500	138	47Eps Vir	2.8280	4700.0	73	29969	No
255	GOM_NL__2PRFIN20071123_183628_000000572063_00356_29969_3875.N1	23-NOV-2007 18:36:28	Bright	57.000	121	29Gam Vir	2.7400	7200.0	114	29969	No
256	GOM_NL__2PRFIN20071123_184147_000000442063_00356_29969_3876.N1	23-NOV-2007 18:41:47	Tw_i_and_stray	43.500	100	4Gam Crv	2.5800	13100.	87	29969	No
257	GOM_NL__2PRFIN20071123_184320_000000452063_00356_29969_3877.N1	23-NOV-2007 18:43:20	Twilight	44.500	171	2Eps Crv	3.0010	4250.0	89	29969	No
258	GOM_NL__2PRFIN20071123_184905_000000372063_00356_29969_3878.N1	23-NOV-2007 18:49:05	Dark	37.000	64	Gam Cen	2.2000	10600.	74	29969	No
259	GOM_NL__2PRFIN20071123_185119_000000502063_00356_29969_3879.N1	23-NOV-2007 18:51:19	Dark	49.500	26	Gam Cru	1.6240	2900.0	99	29969	No
260	GOM_NL__2PRFIN20071123_185246_000000482063_00357_29970_3876.N1	23-NOV-2007 18:52:46	Dark	47.500	113	Mu Vel	2.6920	5000.0	95	29970	No
261	GOM_NL__2PRFIN20071123_185516_000000372063_00357_29970_3877.N1	23-NOV-2007 18:55:16	Dark	36.500	124	The Car	2.7640	30000.	73	29970	No
262	GOM_NL__2PRFIN20071123_185808_000000392063_00357_29970_3878.N1	23-NOV-2007 18:58:08	Dark	39.000	29	Bet Car	1.6720	10200.	78	29970	No
263	GOM_NL__2PRFIN20071123_185936_000000492063_00357_29970_3879.N1	23-NOV-2007 18:59:36	Dark	48.500	41	Eps Car	1.8600	4100.0	97	29970	No
264	GOM_NL__2PRFIN20071123_191304_000000372063_00357_29970_3880.N1	23-NOV-2007 19:13:04	Straylight	36.500	157	The1Eri	2.9060	9300.0	73	29970	No
265	GOM_NL__2PRFIN20071123_192534_000000442063_00357_29970_3881.N1	23-NOV-2007 19:25:34	Tw_i_and_stray	44.000	94	92Alp Cet	2.5260	3100.0	88	29970	No
266	GOM_NL__2PRFIN20071123_193037_000000362063_00357_29970_3882.N1	23-NOV-2007 19:30:37	Bright	35.500	105	6Bet Ari	2.6450	8900.0	71	29970	No
267	GOM_NL__2PRFIN20071123_193426_000000352063_00357_29970_3883.N1	23-NOV-2007 19:34:26	Bright	35.000	173	4Bet Tri	3.0040	8900.0	70	29970	No
268	GOM_NL__2PRFIN20071123_193618_000000392063_00357_29970_3884.N1	23-NOV-2007 19:36:18	Bright	38.500	79	26Bet Per	2.3100	13100.	77	29970	No
269	GOM_NL__2PRFIN20071123_193950_000000362063_00357_29970_3885.N1	23-NOV-2007 19:39:50	Bright	35.500	160	23Gam Per	2.9300	4700.0	71	29970	No
270	GOM_NL__2PRFIN20071123_194140_000000342063_00357_29970_3886.N1	23-NOV-2007 19:41:40	Bright	34.000	110	37Del Cas	2.6780	8900.0	68	29970	No
271	GOM_NL__2PRFIN20071123_194942_000000362063_00357_29970_3887.N1	23-NOV-2007 19:49:42	Bright	35.500	49	1Alp UMi	1.9900	6300.0	71	29970	No
272	GOM_NL__2PRFIN20071123_195415_000000352063_00357_29970_3888.N1	23-NOV-2007 19:54:15	Bright	35.000	60	7Bet UMi	2.0810	3950.0	70	29970	No
273	GOM_NL__2PRFIN20071123_195941_000000392063_00357_29970_3889.N1	23-NOV-2007 19:59:41	Bright	38.500	32	77Eps UMa	1.7630	11000.	77	29970	No
274	GOM_NL__2PRFIN20071123_200132_000000362063_00357_29970_3890.N1	23-NOV-2007 20:01:32	Bright	35.500	39	85Eta UMa	1.8540	24000.	71	29970	No
275	GOM_NL__2PRFIN20071123_200417_000000342063_00357_29970_3891.N1	23-NOV-2007 20:04:17	Bright	33.500	180	27Gam Boo	3.0400	8000.0	67	29970	No
276	GOM_NL__2PRFIN20071123_200945_000000332063_00357_29970_3892.N1	23-NOV-2007 20:09:45	Bright	33.000	3	16Alp Boo	-0.050000	4250.0	66	29970	No
277	GOM_NL__2PRFIN20071123_201303_000000372063_00357_29970_3893.N1	23-NOV-2007 20:13:03	Bright	36.500	138	47Eps Vir	2.8280	4700.0	73	29970	No
278	GOM_NL__2PRFIN20071123_201705_000000572063_00357_29970_3894.N1	23-NOV-2007 20:17:05	Bright	57.000	121	29Gam Vir	2.7400	7200.0	114	29970	No

279	GOM_NL__2PRFIN20071123_202223_000000452063_00357_29970_3895.N1	23-NOV-2007 20:22:23	Twilight	44.500	100	4Gam Crv	2.5800	13100.	89	29970	No
280	GOM_NL__2PRFIN20071123_202357_000000452063_00357_29970_3896.N1	23-NOV-2007 20:23:57	Twilight	45.000	171	2Eps Crv	3.0010	4250.0	90	29970	No
281	GOM_NL__2PRFIN20071123_202942_000000392063_00357_29970_3897.N1	23-NOV-2007 20:29:42	Dark	39.000	64	Gam Cen	2.2000	10600.	78	29970	No
282	GOM_NL__2PRFIN20071123_203155_000000412063_00357_29970_3898.N1	23-NOV-2007 20:31:55	Dark	41.000	26	Gam Cru	1.6240	2900.0	82	29970	No
283	GOM_NL__2PRFIN20071123_203323_000000432063_00358_29971_3887.N1	23-NOV-2007 20:33:23	Dark	43.000	113	Mu Vel	2.6920	5000.0	86	29971	No
284	GOM_NL__2PRFIN20071123_203553_000000382063_00358_29971_3888.N1	23-NOV-2007 20:35:53	Dark	38.000	124	The Car	2.7640	30000.	76	29971	No
285	GOM_NL__2PRFIN20071123_203844_000000382063_00358_29971_3889.N1	23-NOV-2007 20:38:44	Dark	37.500	29	Bet Car	1.6720	10200.	75	29971	No
286	GOM_NL__2PRFIN20071123_204013_000000482063_00358_29971_3890.N1	23-NOV-2007 20:40:13	Dark	47.500	41	Eps Car	1.8600	4100.0	95	29971	No
287	GOM_NL__2PRFIN20071123_205341_000000372063_00358_29971_3891.N1	23-NOV-2007 20:53:41	Straylight	37.000	157	The1Eri	2.9060	9300.0	74	29971	No
288	GOM_NL__2PRFIN20071123_210610_000000412063_00358_29971_3892.N1	23-NOV-2007 21:06:10	Twilight	41.000	94	92Alp Cet	2.5260	3100.0	82	29971	No
289	GOM_NL__2PRFIN20071123_211114_000000362063_00358_29971_3893.N1	23-NOV-2007 21:11:14	Bright	35.500	105	6Bet Ari	2.6450	8900.0	71	29971	No
290	GOM_NL__2PRFIN20071123_211502_000000352063_00358_29971_3894.N1	23-NOV-2007 21:15:02	Bright	35.000	173	4Bet Tri	3.0040	8900.0	70	29971	No
291	GOM_NL__2PRFIN20071123_211654_000000372063_00358_29971_3895.N1	23-NOV-2007 21:16:54	Bright	37.000	79	26Bet Per	2.3100	13100.	74	29971	No
292	GOM_NL__2PRFIN20071123_212026_000000352063_00358_29971_3896.N1	23-NOV-2007 21:20:26	Bright	35.000	160	23Gam Per	2.9300	4700.0	70	29971	No
293	GOM_NL__2PRFIN20071123_212216_000000352063_00358_29971_3897.N1	23-NOV-2007 21:22:16	Bright	34.500	110	37Del Cas	2.6780	8900.0	69	29971	No
294	GOM_NL__2PRFIN20071123_213018_000000372063_00358_29971_3898.N1	23-NOV-2007 21:30:18	Bright	36.500	49	1Alp UMi	1.9900	6300.0	73	29971	No
295	GOM_NL__2PRFIN20071123_213451_000000372063_00358_29971_3899.N1	23-NOV-2007 21:34:51	Bright	36.500	60	7Bet UMi	2.0810	3950.0	73	29971	No
296	GOM_NL__2PRFIN20071123_214017_000000392063_00358_29971_3900.N1	23-NOV-2007 21:40:17	Bright	39.000	32	77Eps UMa	1.7630	11000.	78	29971	No
297	GOM_NL__2PRFIN20071123_214208_000000372063_00358_29971_3901.N1	23-NOV-2007 21:42:08	Bright	36.500	39	85Eta UMa	1.8540	24000.	73	29971	No
298	GOM_NL__2PRFIN20071123_214452_000000342063_00358_29971_3902.N1	23-NOV-2007 21:44:52	Bright	34.000	180	27Gam Boo	3.0400	8000.0	68	29971	No
299	GOM_NL__2PRFIN20071123_215021_000000332063_00358_29971_3903.N1	23-NOV-2007 21:50:21	Bright	33.000	3	16Alp Boo	-0.050000	4250.0	66	29971	No
300	GOM_NL__2PRFIN20071123_215339_000000372063_00358_29971_3904.N1	23-NOV-2007 21:53:39	Bright	37.000	138	47Eps Vir	2.8280	4700.0	74	29971	No
301	GOM_NL__2PRFIN20071123_215741_000000402063_00358_29971_3905.N1	23-NOV-2007 21:57:41	Bright	40.000	121	29Gam Vir	2.7400	7200.0	80	29971	No
302	GOM_NL__2PRFIN20071123_220300_000000432063_00358_29971_3906.N1	23-NOV-2007 22:03:00	Twilight	42.500	100	4Gam Crv	2.5800	13100.	85	29971	No
303	GOM_NL__2PRFIN20071123_220433_000000452063_00358_29971_3907.N1	23-NOV-2007 22:04:33	Twilight	45.000	171	2Eps Crv	3.0010	4250.0	90	29971	No
304	GOM_NL__2PRFIN20071123_221018_000000402063_00358_29971_3908.N1	23-NOV-2007 22:10:18	Dark	39.500	64	Gam Cen	2.2000	10600.	79	29971	No
305	GOM_NL__2PRFIN20071123_221232_000000522063_00358_29971_3909.N1	23-NOV-2007 22:12:32	Dark	52.000	26	Gam Cru	1.6240	2900.0	104	29971	No
306	GOM_NL__2PRFIN20071123_221359_000000412063_00359_29972_3903.N1	23-NOV-2007 22:13:59	Dark	40.500	113	Mu Vel	2.6920	5000.0	81	29972	No
307	GOM_NL__2PRFIN20071123_221629_000000372063_00359_29972_3904.N1	23-NOV-2007 22:16:29	Dark	36.500	124	The Car	2.7640	30000.	73	29972	No
308	GOM_NL__2PRFIN20071123_221920_000000392063_00359_29972_3905.N1	23-NOV-2007 22:19:20	Dark	39.000	29	Bet Car	1.6720	10200.	78	29972	No
309	GOM_NL__2PRFIN20071123_222049_000000502063_00359_29972_3906.N1	23-NOV-2007 22:20:49	Dark	50.000	41	Eps Car	1.8600	4100.0	100	29972	No
310	GOM_NL__2PRFIN20071123_223417_000000372063_00359_29972_3907.N1	23-NOV-2007 22:34:17	Straylight	37.000	157	The1Eri	2.9060	9300.0	74	29972	No
311	GOM_NL__2PRFIN20071123_224646_000000452063_00359_29972_3908.N1	23-NOV-2007 22:46:46	Twilight	44.500	94	92Alp Cet	2.5260	3100.0	89	29972	No
312	GOM_NL__2PRFIN20071123_225150_000000372063_00359_29972_3909.N1	23-NOV-2007 22:51:50	Bright	36.500	105	6Bet Ari	2.6450	8900.0	73	29972	No
313	GOM_NL__2PRFIN20071123_225538_000000342063_00359_29972_3910.N1	23-NOV-2007 22:55:38	Bright	34.000	173	4Bet Tri	3.0040	8900.0	68	29972	No
314	GOM_NL__2PRFIN20071123_225729_000000382063_00359_29972_3911.N1	23-NOV-2007 22:57:29	Bright	37.500	79	26Bet Per	2.3100	13100.	75	29972	No
315	GOM_NL__2PRFIN20071123_230014_000000272063_00359_29972_3912.N1	23-NOV-2007 23:00:14	Bright	27.000	35	33Alp Per	1.7950	6250.0	54	29972	No
316	GOM_NL__2PRFIN20071123_230102_000000372063_00359_29972_3913.N1	23-NOV-2007 23:01:02	Bright	36.500	160	23Gam Per	2.9300	4700.0	73	29972	No
317	GOM_NL__2PRFIN20071123_230252_000000342063_00359_29972_3914.N1	23-NOV-2007 23:02:52	Bright	34.000	110	37Del Cas	2.6780	8900.0	68	29972	No
318	GOM_NL__2PRFIN20071123_231054_000000332063_00359_29972_3915.N1	23-NOV-2007 23:10:54	Bright	32.500	49	1Alp UMi	1.9900	6300.0	65	29972	No
319	GOM_NL__2PRFIN20071123_231527_000000382063_00359_29972_3916.N1	23-NOV-2007 23:15:27	Bright	37.500	60	7Bet UMi	2.0810	3950.0	75	29972	No
320	GOM_NL__2PRFIN20071123_232053_000000382063_00359_29972_3917.N1	23-NOV-2007 23:20:53	Bright	38.000	32	77Eps UMa	1.7630	11000.	76	29972	No
321	GOM_NL__2PRFIN20071123_232244_000000372063_00359_29972_3918.N1	23-NOV-2007 23:22:44	Bright	36.500	39	85Eta UMa	1.8540	24000.	73	29972	No
322	GOM_NL__2PRFIN20071123_232528_000000332063_00359_29972_3919.N1	23-NOV-2007 23:25:28	Bright	33.000	180	27Gam Boo	3.0400	8000.0	66	29972	No
323	GOM_NL__2PRFIN20071123_233057_000000332063_00359_29972_3920.N1	23-NOV-2007 23:30:57	Bright	33.000	3	16Alp Boo	-0.050000	4250.0	66	29972	No
324	GOM_NL__2PRFIN20071123_233415_000000362063_00359_29972_3921.N1	23-NOV-2007 23:34:15	Bright	35.500	138	47Eps Vir	2.8280	4700.0	71	29972	No
325	GOM_NL__2PRFIN20071123_233817_000000402063_00359_29972_3922.N1	23-NOV-2007 23:38:17	Bright	40.000	121	29Gam Vir	2.7400	7200.0	80	29972	No
326	GOM_NL__2PRFIN20071123_234336_000000432063_00359_29972_3923.N1	23-NOV-2007 23:43:36	Twilight	42.500	100	4Gam Crv	2.5800	13100.	85	29972	No
327	GOM_NL__2PRFIN20071123_234510_000000432063_00359_29972_3924.N1	23-NOV-2007 23:45:10	Twilight	42.500	171	2Eps Crv	3.0010	4250.0	85	29972	No
328	GOM_NL__2PRFIN20071123_235054_000000402063_00359_29972_3925.N1	23-NOV-2007 23:50:54	Dark	40.000	64	Gam Cen	2.2000	10600.	80	29972	No
329	GOM_NL__2PRFIN20071123_235308_000000432063_00359_29972_3926.N1	23-NOV-2007 23:53:08	Dark	43.000	26	Gam Cru	1.6240	2900.0	86	29972	No
330	GOM_NL__2PRFIN20071123_235436_000000412063_00360_29973_3913.N1	23-NOV-2007 23:54:36	Dark	40.500	113	Mu Vel	2.6920	5000.0	81	29973	No
331	GOM_NL__2PRFIN20071123_235705_000000382063_00360_29973_3914.N1	23-NOV-2007 23:57:05	Dark	37.500	124	The Car	2.7640	30000.	75	29973	No
332	GOM_NL__2PRFIN20071123_235956_000000382063_00360_29973_3915.N1	23-NOV-2007 23:59:56	Dark	38.000	29	Bet Car	1.6720	10200.	76	29973	No

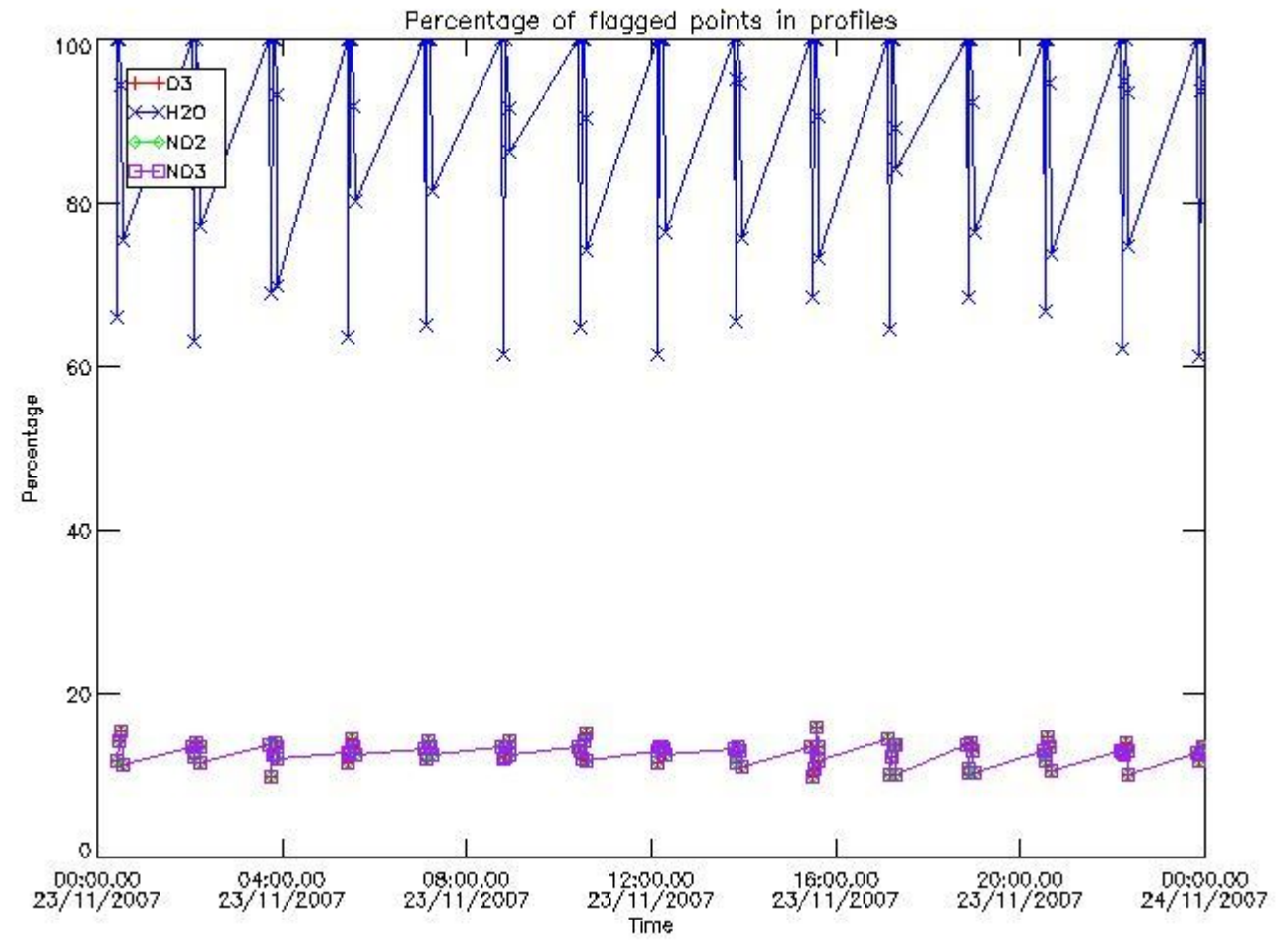
### 3. Quality information per product

In this section it is plotted some information contained in the Quality Summary data set of



the level 2 products. Only products in dark limb conditions and without errors (error flag in the MPH set to "0") are used.

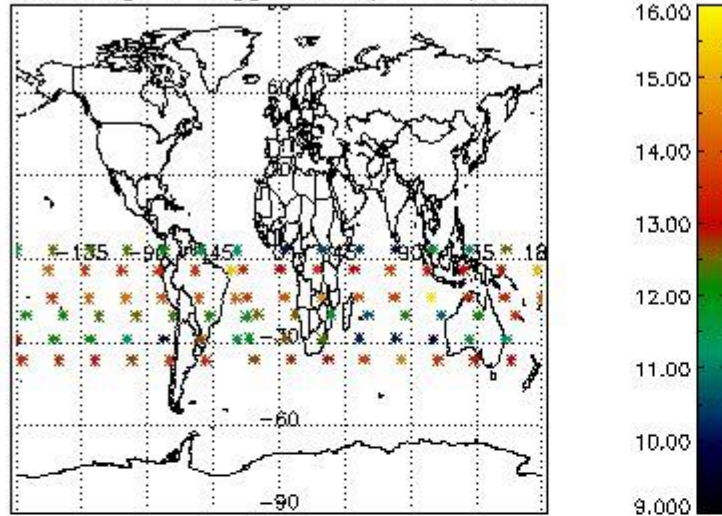
3.1 Plot quality information per product (time dependant)



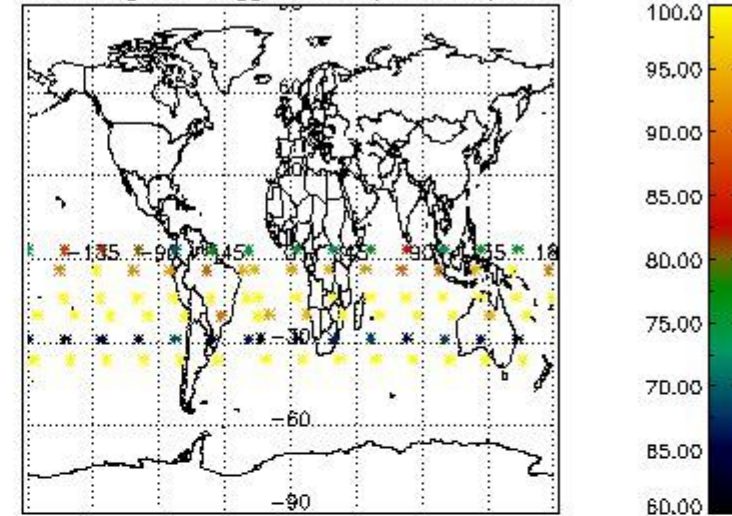
3.2 Plot quality information per product (world map)



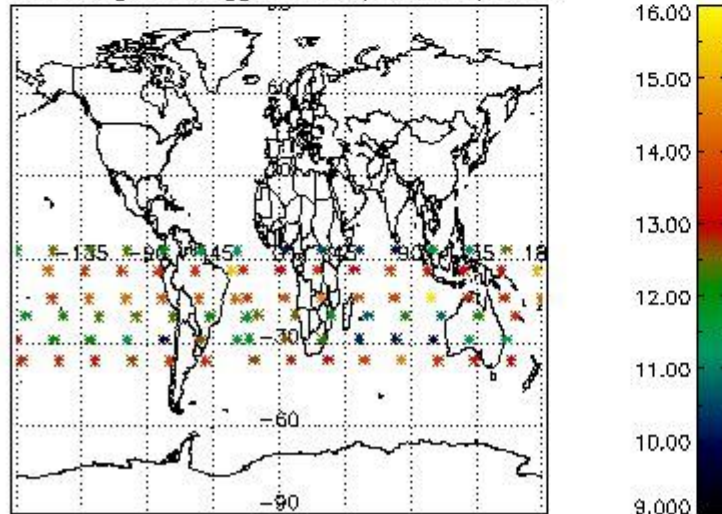
Percentage of flagged data per O3 profile



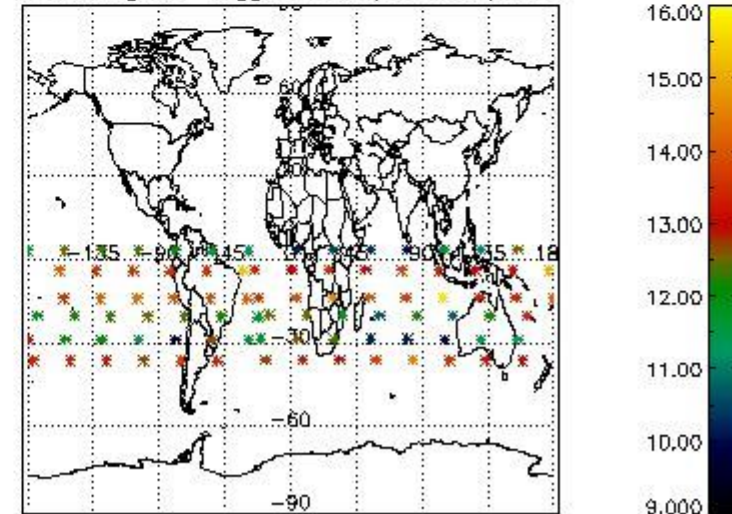
Percentage of flagged data per H2O profile



Percentage of flagged data per NO2 profile



Percentage of flagged data per NO3 profile

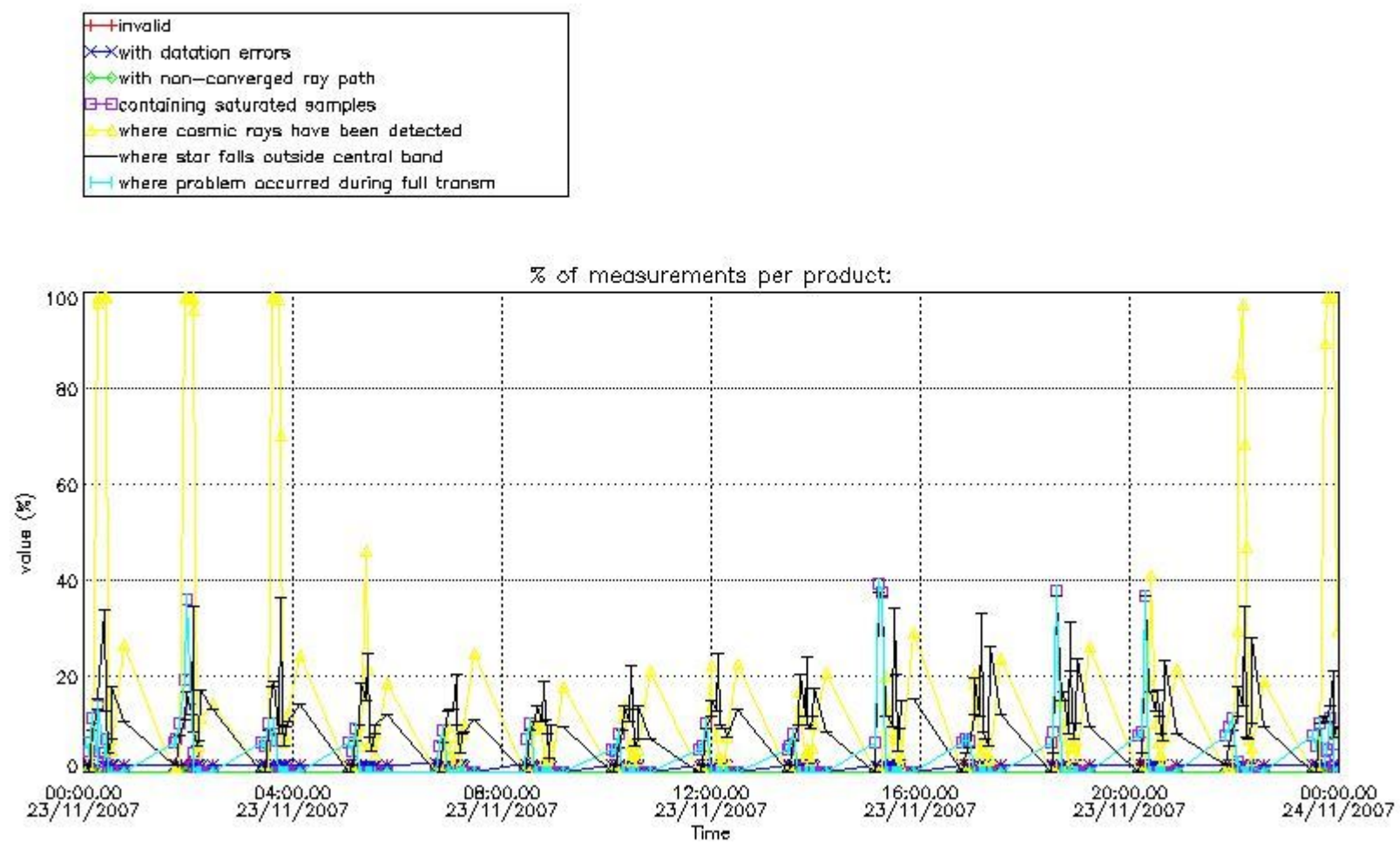


#### 4. Level 1 quality information per product

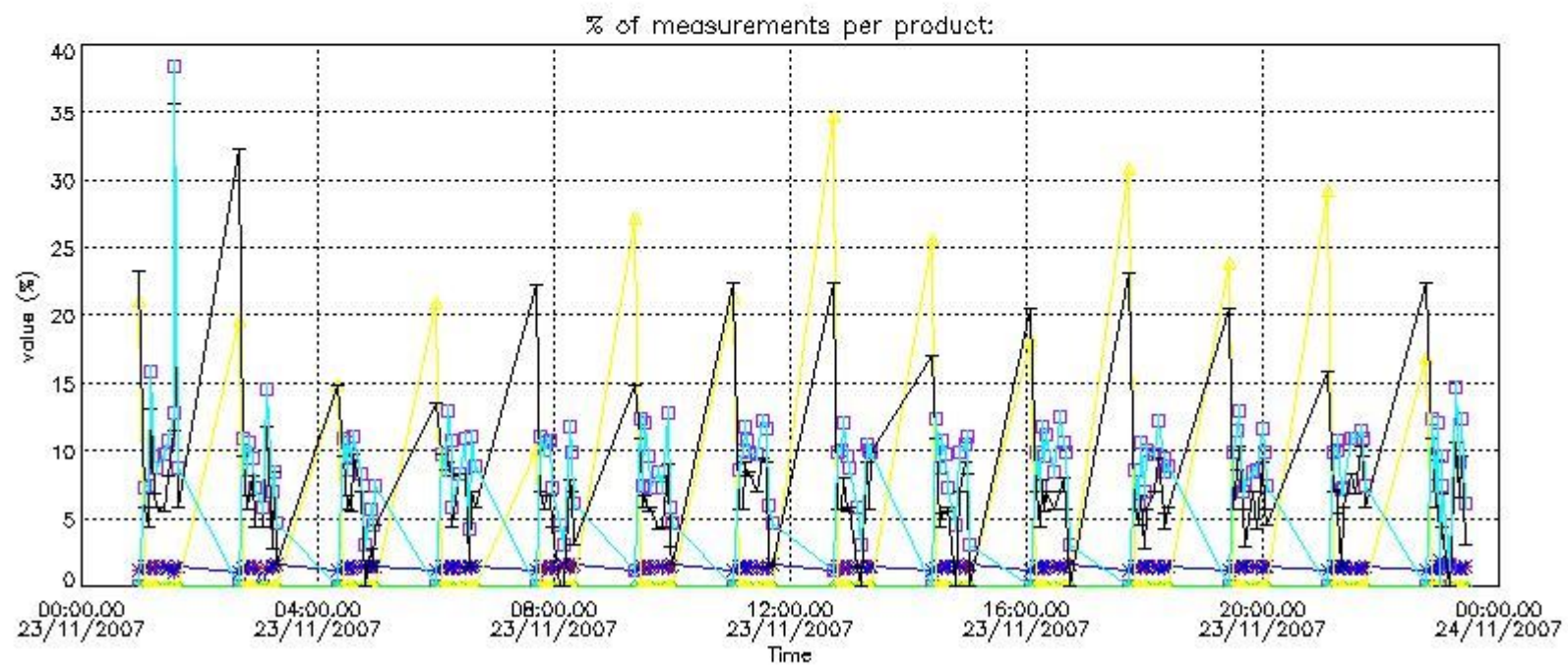
In this section it is plotted some information contained in the Quality Summary data set of the level 2 products that comes from the level 1b processing. Products without errors (error flag in the MPH set to "0") are used.

##### 4.1 Plot quality information per product (time dependant) coming from level 1b processing

##### 4.1.1 Plot level 1 quality information per product (time dependant): ENVISAT ASCENDING passes



4.1.2 Plot level 1 quality information per product (time dependant): ENVI SAT DESCENDING passes

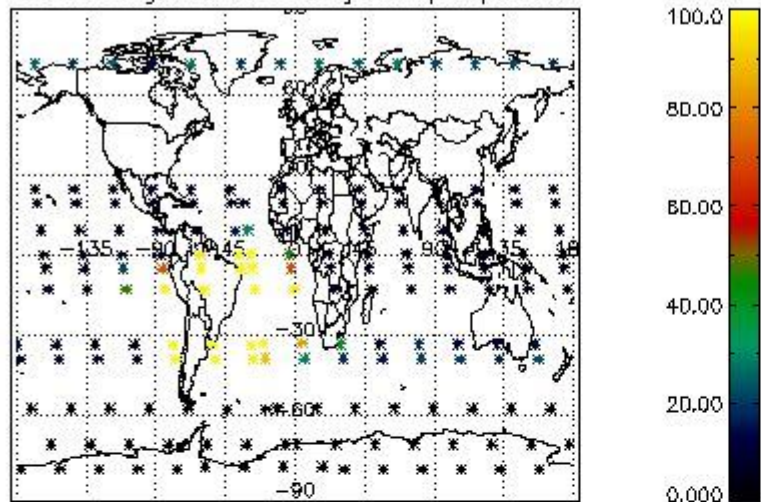


*4.2 Plot quality information per product coming from level 1b processing (world map)*

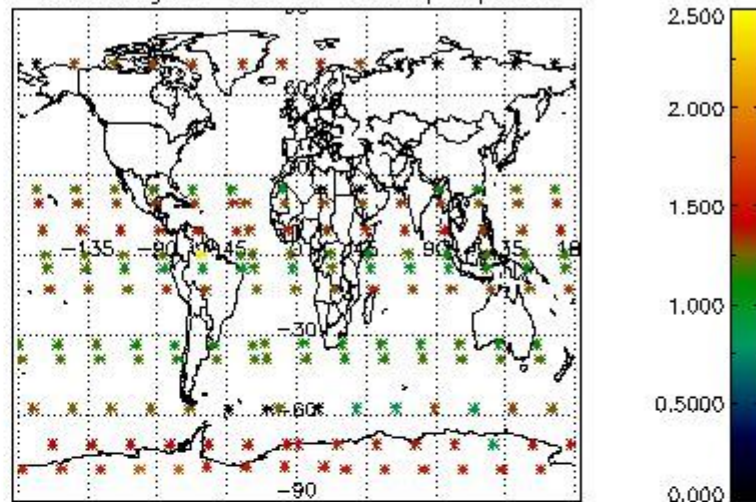
*4.2.1 Plot level 1 quality information per product (world map): ENVISAT ASCENDING passes*



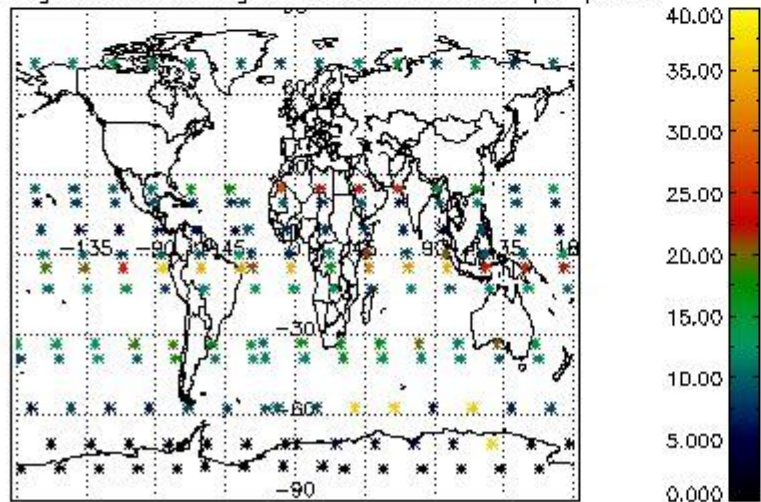
Percentage of cosmic ray hits per profile



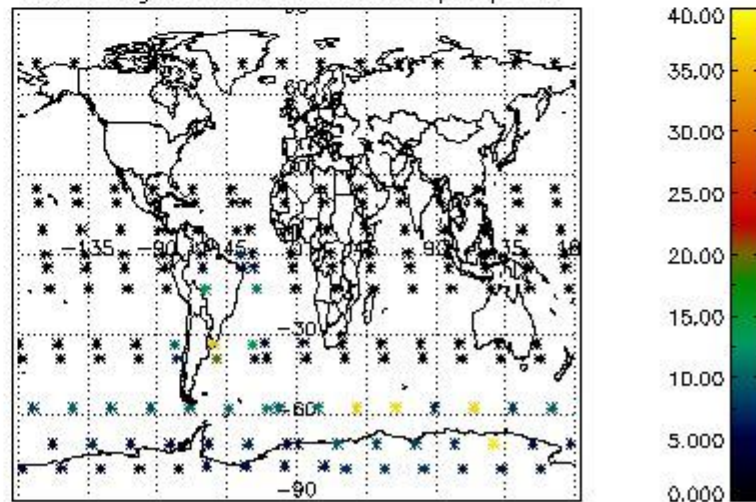
Percentage of datation errors per profile



Percentage of star falling outside central band per profile

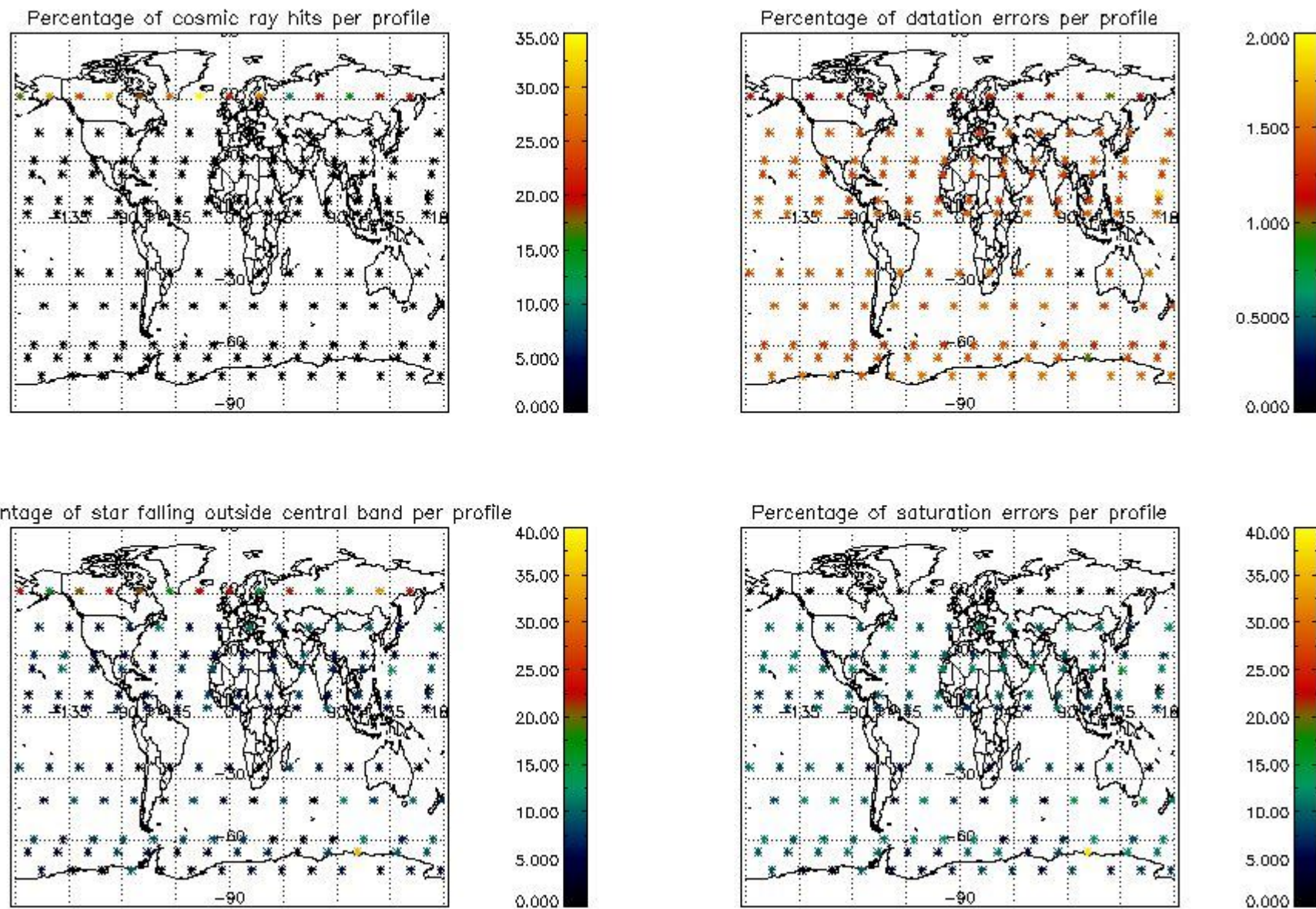


Percentage of saturation errors per profile



4.2.2 Plot level 1 quality information per product (world map): ENVISAT DESCENDING passes





## 5. Trace gas profiles

### 5.1 Ozone statistics based on quality of products

The final quality of the products can be "measured" using the STD (Standard Deviation) attached to every point profile. This information is written to the parameter GOM\_NL\_\_2P/NL\_LOCAL\_SPECIES\_DENSITY/o3\_std of the level 2 products. The table below shows the statistics for given STD ranges.

The statistics are given with respect to the overall valid production:

- Products without fatal errors: GOM\_NL\_\_2P/MPH/PRODUCT\_ERR=0
- Valid point profile: GOM\_NL\_\_2P/NL\_LOCAL\_SPECIES\_DENSITY/pcd(0)=0

The 'Criteria' is applied to valid points of dark limb products:

- Products in dark limb illumination condition: GOM\_NL\_\_2P/NL\_SUMMARY\_QUALITY/obs\_ill\_cond=0
- Products without fatal errors: GOM\_NL\_\_2P/MPH/PRODUCT\_ERR=0
- Valid point profile: GOM\_NL\_\_2P/NL\_LOCAL\_SPECIES\_DENSITY/pcd(0)=0

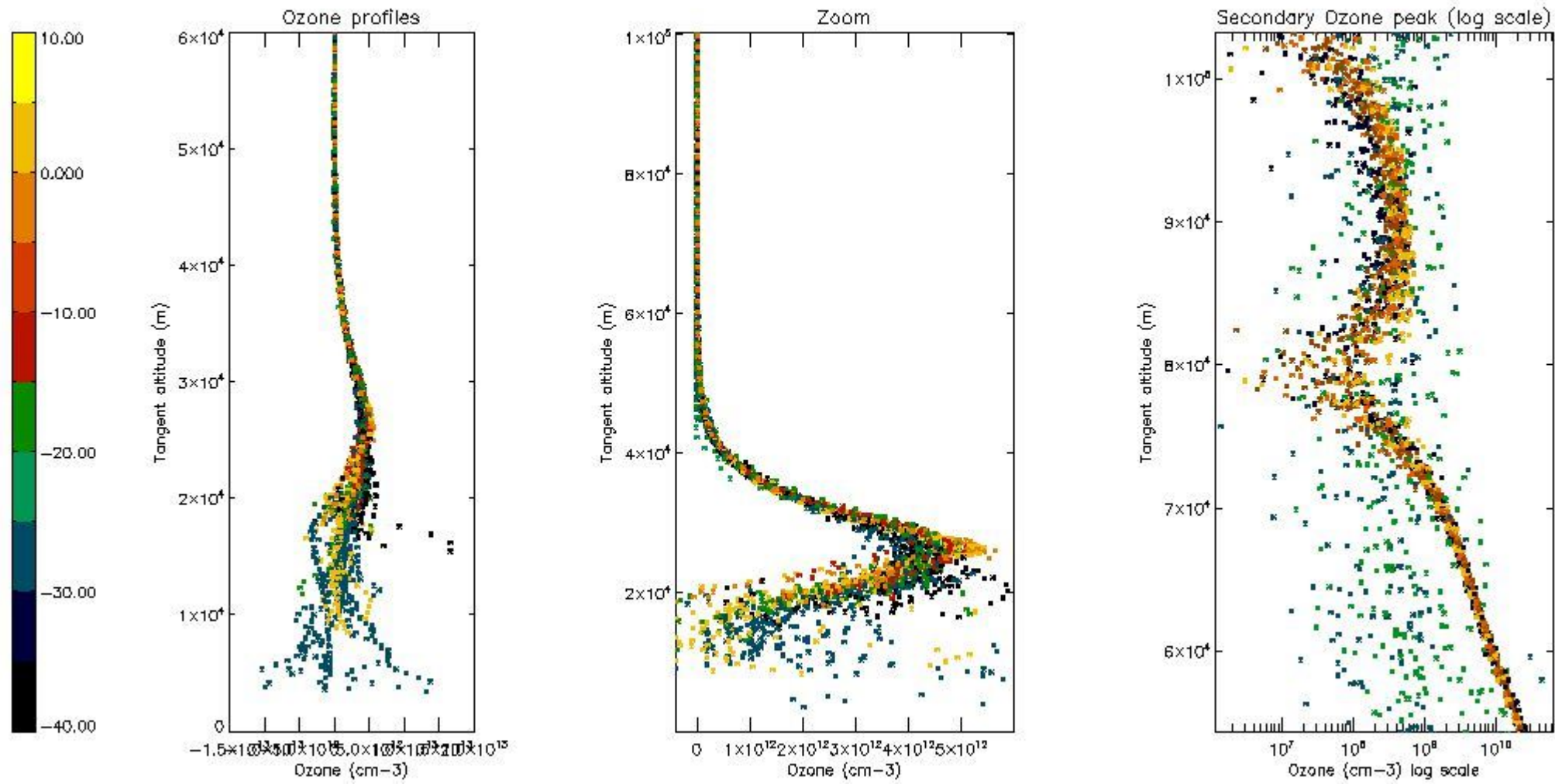
So, the table below shows the percentage of dark limb and valid observations for each criteria with respect to the overall valid daily observations.

Criteria	% of total production
All STD	29
STD < 20	14

STD < 10	11
STD < 5	4

5.2 Plot ozone profiles for all STD (dark without errors)

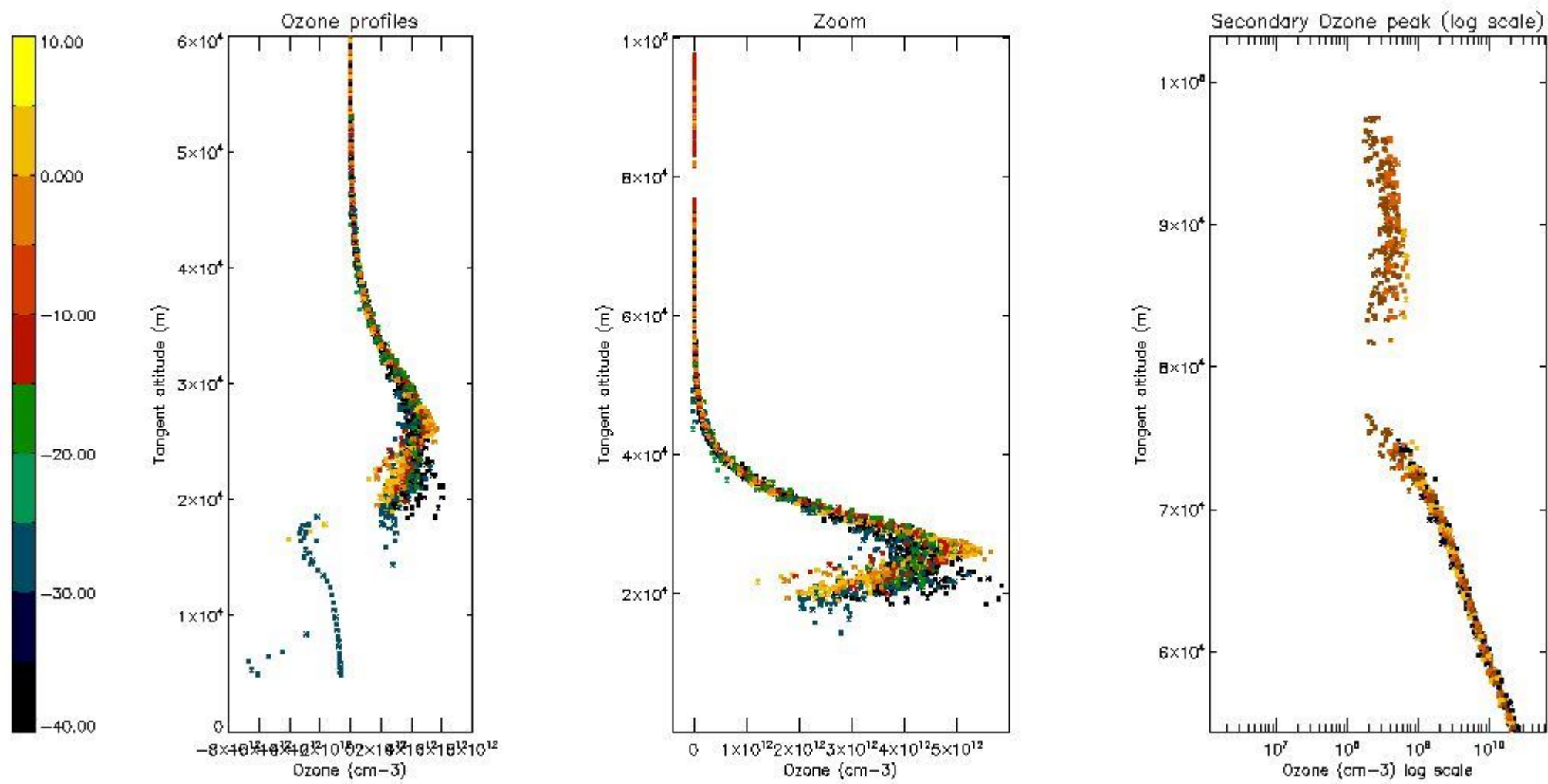
The colorbar represents the latitude.



5.3 Plot ozone profiles where STD < 20% (dark without errors)

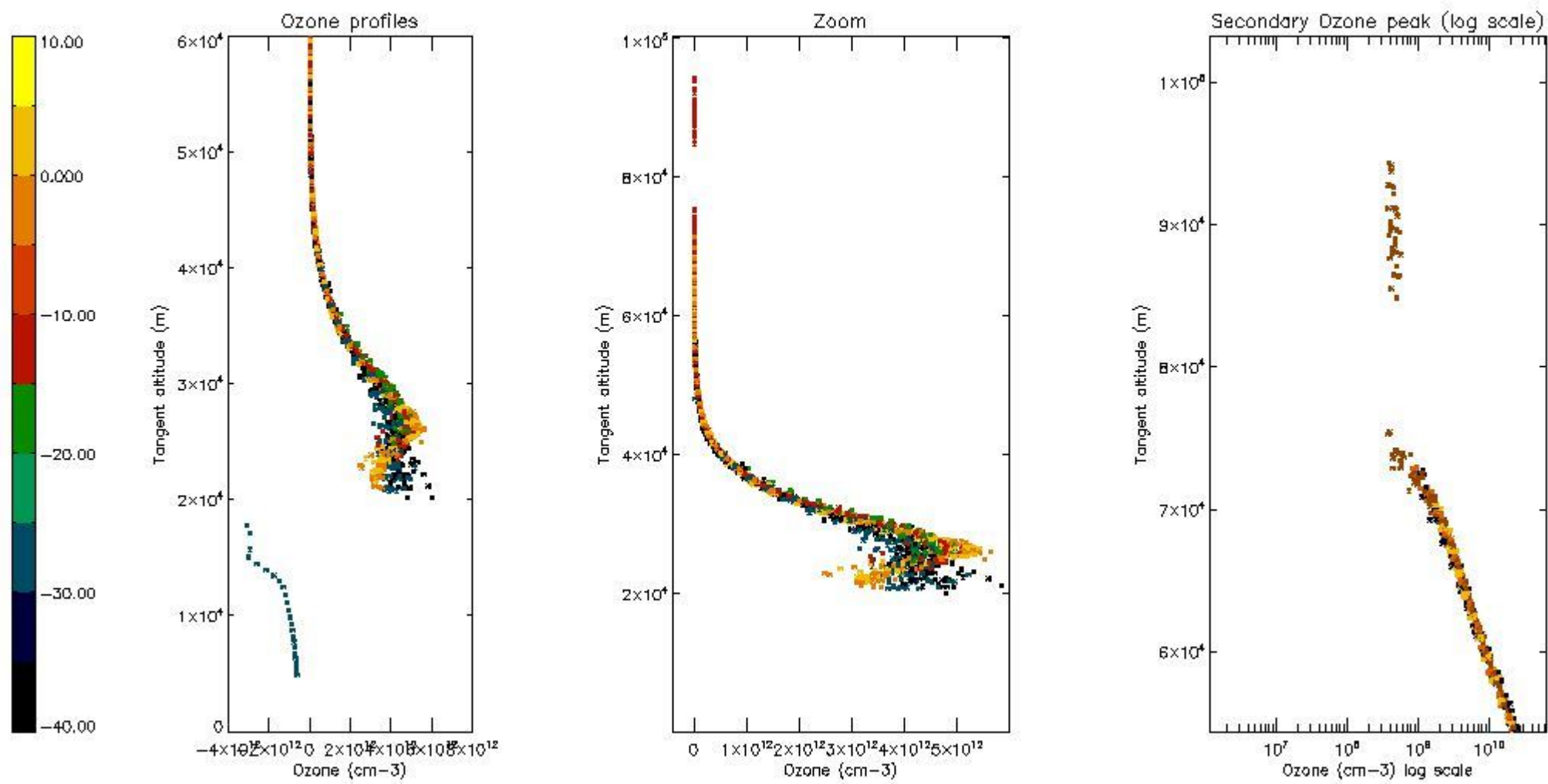
The colorbar represents the latitude.





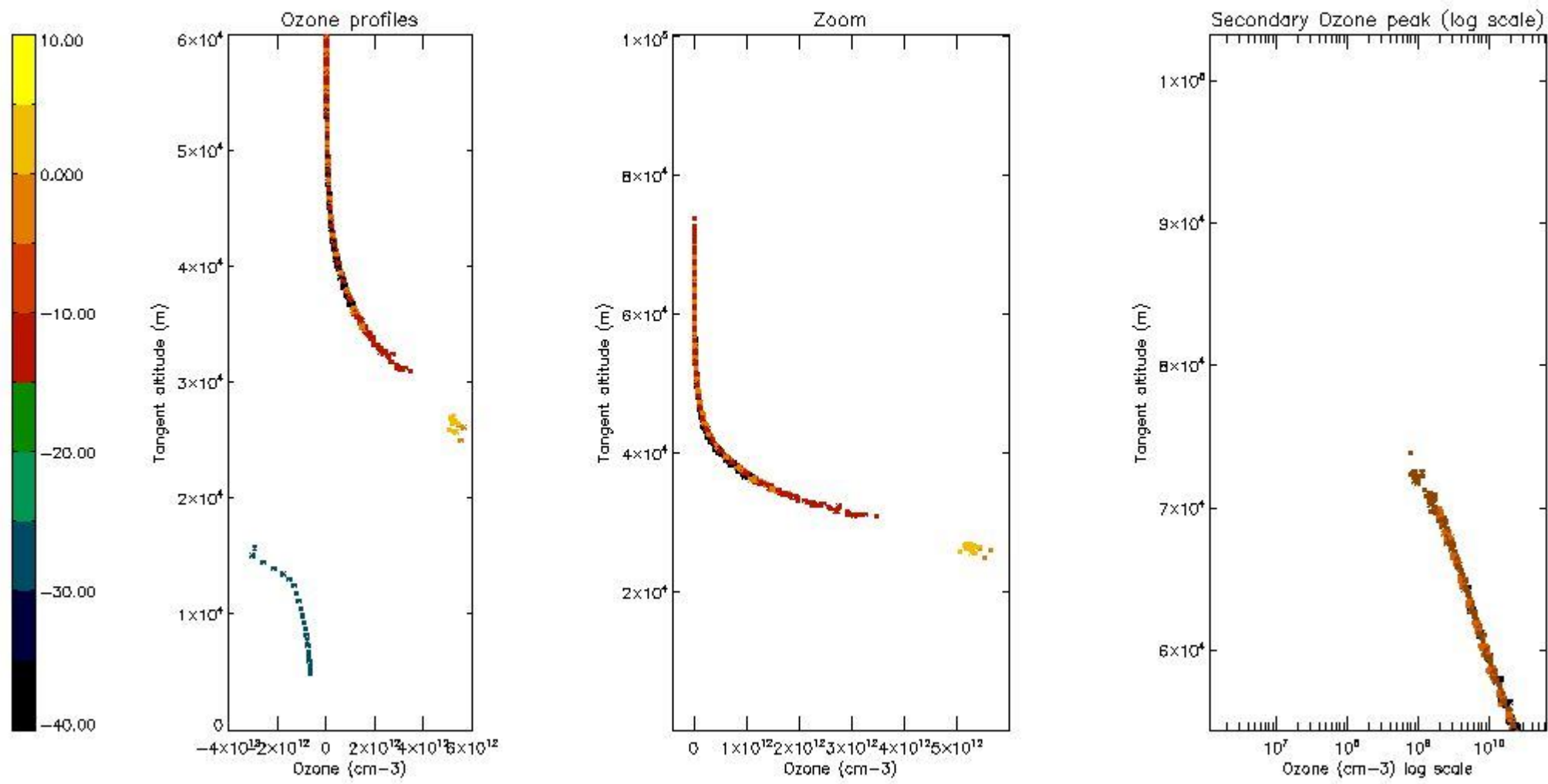
*5.4 Plot ozone profiles where STD < 10% (dark without errors)*

The colorbar represents the latitude.



*5.5 Plot ozone profiles where STD < 5% (dark without errors)*

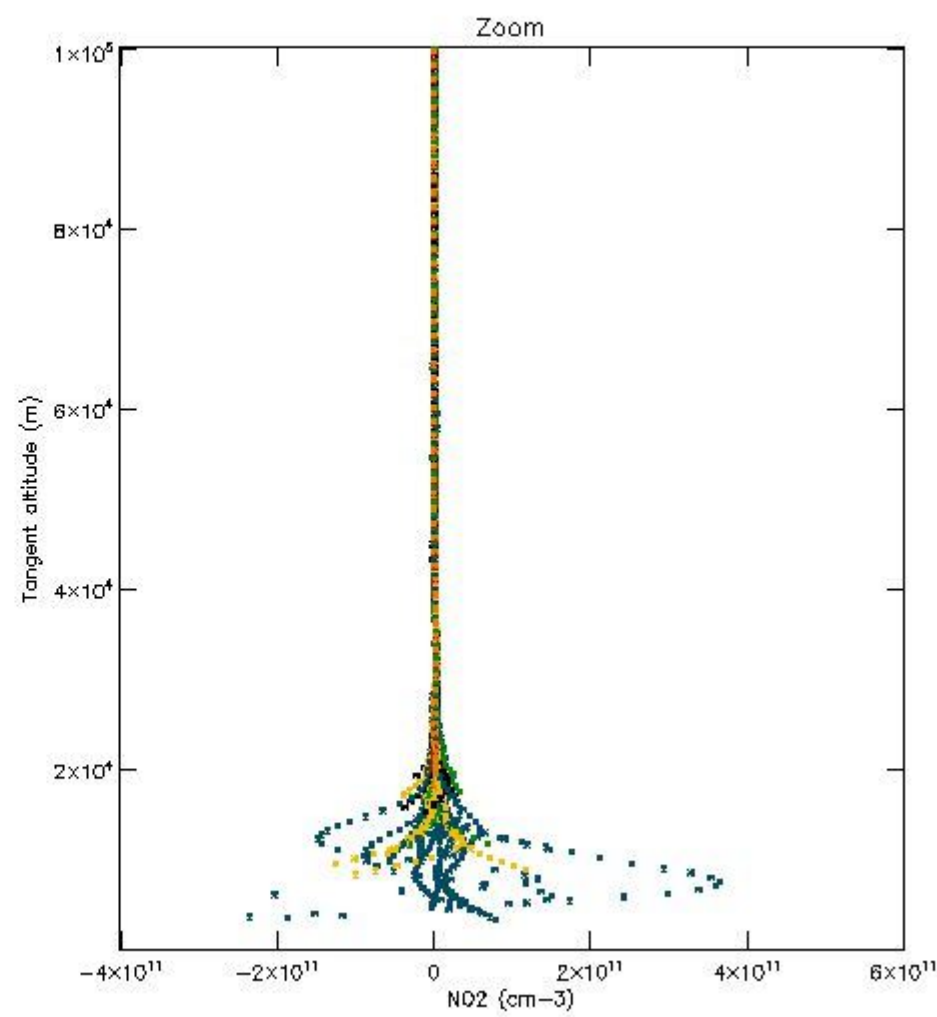
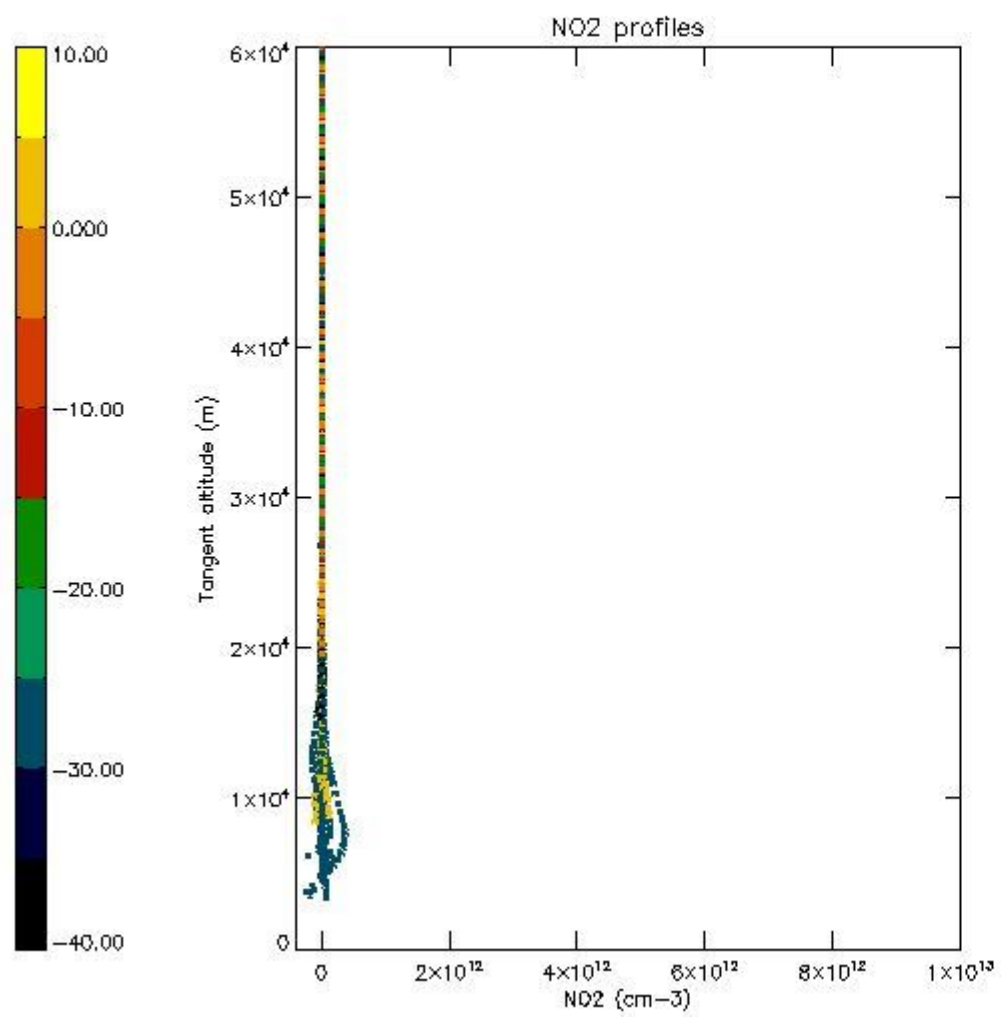
The colorbar represents the latitude.



*5.6 Plot NO<sub>2</sub> profiles for all STD (dark without errors)*

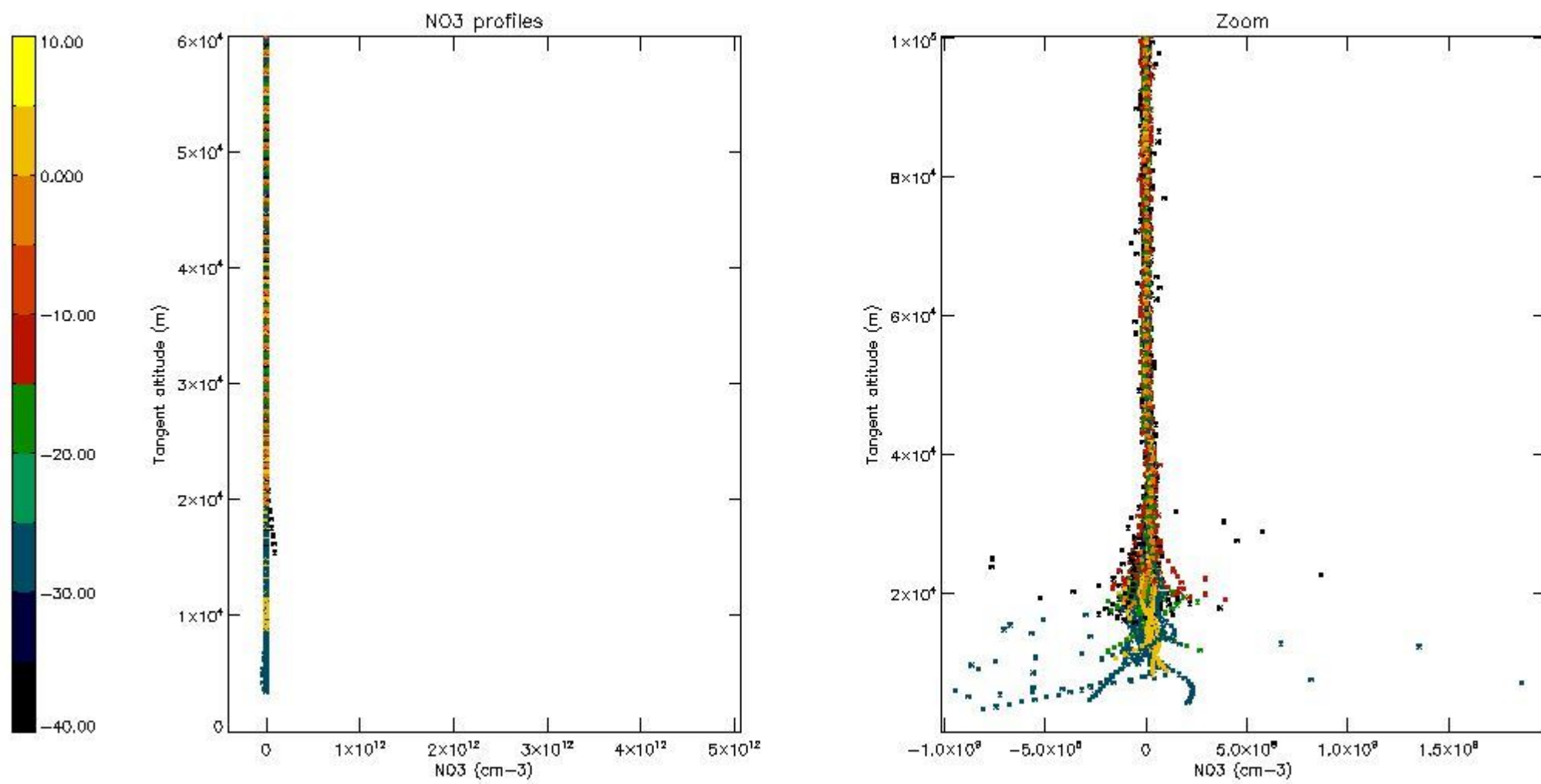
The colorbar represents the latitude.





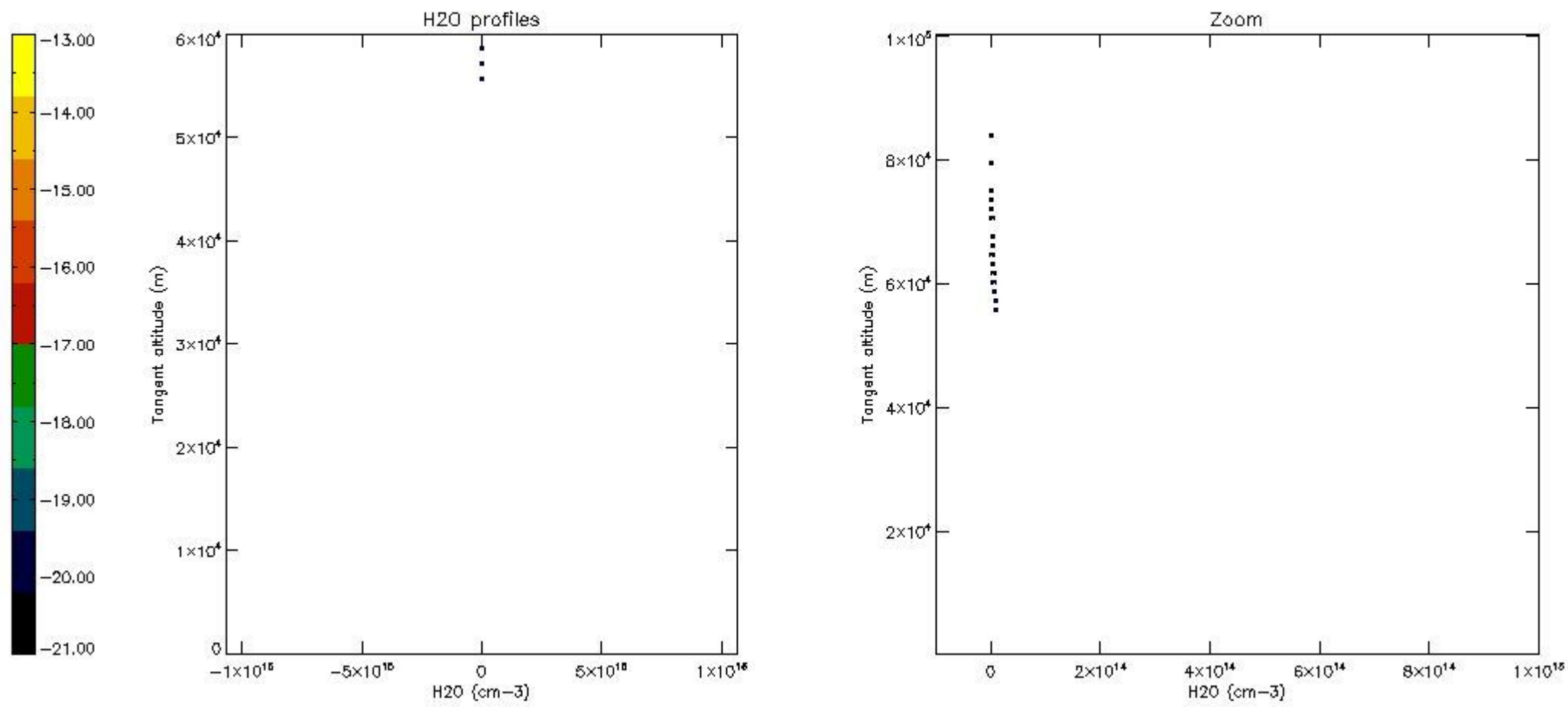
*5.7 Plot NO3 profiles for all STD (dark without errors)*

The colorbar represents the latitude.



5.8 Plot H2O profiles for all STD (only for occultations of stars 1,2,3,4,13,14,16,26,63 dark without errors)

The colorbar represents the latitude.



## 6. Auxiliary Data Files used for the production reported in section 2

The number reported in the third column indicates since which file (see list in section 2) the corresponding auxiliary file has been used. The fourth column is the date of those product files.

Type	Auxiliary Filename	Used since product	Used since product date
INST_PHYS_CHARACTERISTICS	GOM_INS_AXVIEC20091111_143220_20030716_120000_20500101_000000	1	23-NOV-2007 00:02:59
LEVEL-2_PROC_CONFIG	GOM_PR2_AXVIEC20091111_152718_20020301_000000_20500101_000000	1	23-NOV-2007 00:02:59
CROSS_SECTIONS_FILE	GOM_CRS_AXVIEC20091111_154832_20020301_000000_20500101_000000	1	23-NOV-2007 00:02:59



# GOMOS Level 2 Daily Report

## SUMMARY

### [1. General Info](#)

### [2. Summary of processed GOM\\_NL\\_2P products](#)

### [3. Level 2 Quality information per product](#)

#### [3.1 Plot of level 2 quality information per product \(time dependant\)](#)

#### [3.2 Plot of level 2 quality information per product \(world map\)](#)

### [4. Level 1 Quality information per product \(stored on level 2 products\)](#)

#### [4.1 Plot of level 1 quality information per product \(time dependant\)](#)

##### [4.1.1 Plot of level 1 quality information per product \(time dependant\): ASCENDING](#)

##### [4.1.2 Plot of level 1 quality information per product \(time dependant\): DESCENDING](#)

#### [4.2 Plot of level 1 quality information per product \(world map\)](#)

##### [4.2.1 Plot of level 1 quality information per product \(world map\): ASCENDING](#)

##### [4.2.2 Plot of level 1 quality information per product \(world map\): DESCENDING](#)

### [5. Ozone profiles based on quality statistics and other trace gas profiles](#)

#### [5.1 Ozone statistics based on quality of products](#)

#### [5.2 Plot ozone profiles for all STD \(dark without errors\)](#)

#### [5.3 Plot ozone profiles where STD < 20% \(dark without errors\)](#)

#### [5.4. Plot ozone profiles where STD < 10% \(dark without errors\)](#)

#### [5.5. Plot ozone profiles where STD < 5% \(dark without errors\)](#)

#### [5.6 Plot NO2 profiles for all STD \(dark without errors\)](#)

#### [5.7 Plot NO3 profiles for all STD \(dark without errors\)](#)

#### [5.8 Plot H2O profiles \(only for occultations of stars 1,2,3,4,13,14,16,26,63 dark without errors\) for all STD](#)

### [6. Auxiliary Data Files used for the production reported in section 2](#)

This report presents the daily analysis on parameters extracted from GOMOS level 2 data (GOM\_NL\_\_2P). It is intended to monitor some important parameters that will impact the quality of these products. A list of level 2 products (and content) that have arrived during the reporting day to the PCF is also given.

Item	Value
Time of report generation	23APR2013 12:01:56
Data source version	GOMOS/6.01
Start time of products	23-11-2007 (23NOV2007 00:00:00)
Stop time of products	24-11-2007 (24NOV2007 00:00:00)
Store outputs in DB	Yes
Nb of level 2 prods	332
Nb of prods with errors	0

## 2. Summary of processed GOM\_NL\_\_2P products.

Nr	Filename	UTC Start time	Limb	Duration	Star Id	Star Name	Star Mag	Star Temp	Nb Meas	Orbit	Prod. error
1	GOM_NL__2PRFIN20071123_000259_000000332063_00345_29958_3687.N1	23-NOV-2007 00:02:59	Bright	33.000	111	8Eta Boo	2.6800	6000.0	66	29958	No
2	GOM_NL__2PRFIN20071123_000548_000000352063_00345_29958_3688.N1	23-NOV-2007 00:05:48	Bright	35.000	138	47Eps Vir	2.8280	4700.0	70	29958	No
3	GOM_NL__2PRFIN20071123_000948_000000402063_00345_29958_3689.N1	23-NOV-2007 00:09:48	Bright	39.500	121	29Gam Vir	2.7400	7200.0	79	29958	No
4	GOM_NL__2PRFIN20071123_001505_000000432063_00345_29958_3690.N1	23-NOV-2007 00:15:05	Twilight	42.500	100	4Gam Crv	2.5800	13100.	85	29958	No
5	GOM_NL__2PRFIN20071123_001638_000000432063_00345_29958_3691.N1	23-NOV-2007 00:16:38	Twilight	43.000	171	2Eps Crv	3.0010	4250.0	86	29958	No
6	GOM_NL__2PRFIN20071123_002441_000000522063_00345_29958_3692.N1	23-NOV-2007 00:24:41	Dark	52.000	26	Gam Cru	1.6240	2900.0	104	29958	No
7	GOM_NL__2PRFIN20071123_002603_000000432063_00345_29958_3693.N1	23-NOV-2007 00:26:03	Dark	43.000	113	Mu Vel	2.6920	5000.0	86	29958	No
8	GOM_NL__2PRFIN20071123_002836_000000362063_00346_29959_3681.N1	23-NOV-2007 00:28:36	Dark	36.000	124	The Car	2.7640	30000.	72	29959	No
9	GOM_NL__2PRFIN20071123_003128_000000372063_00346_29959_3682.N1	23-NOV-2007 00:31:28	Dark	36.500	29	Bet Car	1.6720	10200.	73	29959	No
10	GOM_NL__2PRFIN20071123_003254_000000452063_00346_29959_3683.N1	23-NOV-2007 00:32:54	Dark	45.000	41	Eps Car	1.8600	4100.0	90	29959	No
11	GOM_NL__2PRFIN20071123_004627_000000382063_00346_29959_3684.N1	23-NOV-2007 00:46:27	Straylight	37.500	157	The1Eri	2.9060	9300.0	75	29959	No
12	GOM_NL__2PRFIN20071123_005858_000000452063_00346_29959_3685.N1	23-NOV-2007 00:58:58	Twilight	45.000	94	92Alp Cet	2.5260	3100.0	90	29959	No
13	GOM_NL__2PRFIN20071123_010400_000000352063_00346_29959_3686.N1	23-NOV-2007 01:04:00	Bright	34.500	105	6Bet Ari	2.6450	8900.0	69	29959	No
14	GOM_NL__2PRFIN20071123_010750_000000342063_00346_29959_3687.N1	23-NOV-2007 01:07:50	Bright	34.000	173	4Bet Tri	3.0040	8900.0	68	29959	No
15	GOM_NL__2PRFIN20071123_010954_000000382063_00346_29959_3688.N1	23-NOV-2007 01:09:54	Bright	38.000	73	57Gam1And	2.2600	13100.	76	29959	No
16	GOM_NL__2PRFIN20071123_011317_000000372063_00346_29959_3689.N1	23-NOV-2007 01:13:17	Bright	36.500	160	23Gam Per	2.9300	4700.0	73	29959	No
17	GOM_NL__2PRFIN20071123_011504_000000352063_00346_29959_3690.N1	23-NOV-2007 01:15:04	Bright	34.500	110	37Del Cas	2.6780	8900.0	69	29959	No
18	GOM_NL__2PRFIN20071123_012307_000000362063_00346_29959_3691.N1	23-NOV-2007 01:23:07	Bright	36.000	49	1Alp UMi	1.9900	6300.0	72	29959	No
19	GOM_NL__2PRFIN20071123_012738_000000372063_00346_29959_3692.N1	23-NOV-2007 01:27:38	Bright	37.000	60	7Bet UMi	2.0810	3950.0	74	29959	No
20	GOM_NL__2PRFIN20071123_013306_000000392063_00346_29959_3693.N1	23-NOV-2007 01:33:06	Bright	39.000	32	77Eps UMa	1.7630	11000.	78	29959	No
21	GOM_NL__2PRFIN20071123_013456_000000522063_00346_29959_3694.N1	23-NOV-2007 01:34:56	Bright	52.000	39	85Eta UMa	1.8540	24000.	104	29959	No
22	GOM_NL__2PRFIN20071123_013739_000000352063_00346_29959_3695.N1	23-NOV-2007 01:37:39	Bright	34.500	180	27Gam Boo	3.0400	8000.0	69	29959	No
23	GOM_NL__2PRFIN20071123_014335_000000332063_00346_29959_3696.N1	23-NOV-2007 01:43:35	Bright	33.000	111	8Eta Boo	2.6800	6000.0	66	29959	No
24	GOM_NL__2PRFIN20071123_014625_000000362063_00346_29959_3697.N1	23-NOV-2007 01:46:25	Bright	36.000	138	47Eps Vir	2.8280	4700.0	72	29959	No
25	GOM_NL__2PRFIN20071123_015025_000000392063_00346_29959_3698.N1	23-NOV-2007 01:50:25	Bright	39.000	121	29Gam Vir	2.7400	7200.0	78	29959	No
26	GOM_NL__2PRFIN20071123_015541_000000422063_00346_29959_3699.N1	23-NOV-2007 01:55:41	Twilight	41.500	100	4Gam Crv	2.5800	13100.	83	29959	No
27	GOM_NL__2PRFIN20071123_015715_000000452063_00346_29959_3700.N1	23-NOV-2007 01:57:15	Twilight	44.500	171	2Eps Crv	3.0010	4250.0	89	29959	No
28	GOM_NL__2PRFIN20071123_020303_000000382063_00346_29959_3701.N1	23-NOV-2007 02:03:03	Dark	38.000	64	Gam Cen	2.2000	10600.	76	29959	No
29	GOM_NL__2PRFIN20071123_020517_000000522063_00346_29959_3702.N1	23-NOV-2007 02:05:17	Dark	52.000	26	Gam Cru	1.6240	2900.0	104	29959	No
30	GOM_NL__2PRFIN20071123_020640_000000422063_00347_29960_3701.N1	23-NOV-2007 02:06:40	Dark	41.500	113	Mu Vel	2.6920	5000.0	83	29960	No
31	GOM_NL__2PRFIN20071123_020913_000000372063_00347_29960_3702.N1	23-NOV-2007 02:09:13	Dark	36.500	124	The Car	2.7640	30000.	73	29960	No
32	GOM_NL__2PRFIN20071123_021204_000000382063_00347_29960_3703.N1	23-NOV-2007 02:12:04	Dark	37.500	29	Bet Car	1.6720	10200.	75	29960	No
33	GOM_NL__2PRFIN20071123_021331_000000442063_00347_29960_3704.N1	23-NOV-2007 02:13:31	Dark	44.000	41	Eps Car	1.8600	4100.0	88	29960	No
34	GOM_NL__2PRFIN20071123_022703_000000392063_00347_29960_3705.N1	23-NOV-2007 02:27:03	Straylight	38.500	157	The1Eri	2.9060	9300.0	77	29960	No
35	GOM_NL__2PRFIN20071123_023934_000000512063_00347_29960_3706.N1	23-NOV-2007 02:39:34	Twilight	51.000	94	92Alp Cet	2.5260	3100.0	102	29960	No
36	GOM_NL__2PRFIN20071123_024437_000000372063_00347_29960_3707.N1	23-NOV-2007 02:44:37	Bright	36.500	105	6Bet Ari	2.6450	8900.0	73	29960	No
37	GOM_NL__2PRFIN20071123_024826_000000352063_00347_29960_3708.N1	23-NOV-2007 02:48:26	Bright	35.000	173	4Bet Tri	3.0040	8900.0	70	29960	No
38	GOM_NL__2PRFIN20071123_025020_000000382063_00347_29960_3709.N1	23-NOV-2007 02:50:20	Bright	37.500	79	26Bet Per	2.3100	13100.	75	29960	No
39	GOM_NL__2PRFIN20071123_025353_000000372063_00347_29960_3710.N1	23-NOV-2007 02:53:53	Bright	37.000	160	23Gam Per	2.9300	4700.0	74	29960	No
40	GOM_NL__2PRFIN20071123_025540_000000352063_00347_29960_3711.N1	23-NOV-2007 02:55:40	Bright	34.500	110	37Del Cas	2.6780	8900.0	69	29960	No
41	GOM_NL__2PRFIN20071123_030343_000000352063_00347_29960_3712.N1	23-NOV-2007 03:03:43	Bright	34.500	49	1Alp UMi	1.9900	6300.0	69	29960	No
42	GOM_NL__2PRFIN20071123_030814_000000382063_00347_29960_3713.N1	23-NOV-2007 03:08:14	Bright	38.000	60	7Bet UMi	2.0810	3950.0	76	29960	No

43	GOM_NL__2PRFIN20071123_031342_000000362063_00347_29960_3714.N1	23-NOV-2007 03:13:42	Bright	35.500	32	77Eps UMa	1.7630	11000.	71	29960	No
44	GOM_NL__2PRFIN20071123_031532_000000362063_00347_29960_3715.N1	23-NOV-2007 03:15:32	Bright	35.500	39	85Eta UMa	1.8540	24000.	71	29960	No
45	GOM_NL__2PRFIN20071123_031815_000000332063_00347_29960_3716.N1	23-NOV-2007 03:18:15	Bright	32.500	180	27Gam Boo	3.0400	8000.0	65	29960	No
46	GOM_NL__2PRFIN20071123_032411_000000332063_00347_29960_3717.N1	23-NOV-2007 03:24:11	Bright	33.000	111	8Eta Boo	2.6800	6000.0	66	29960	No
47	GOM_NL__2PRFIN20071123_032701_000000362063_00347_29960_3718.N1	23-NOV-2007 03:27:01	Bright	35.500	138	47Eps Vir	2.8280	4700.0	71	29960	No
48	GOM_NL__2PRFIN20071123_033101_000000402063_00347_29960_3719.N1	23-NOV-2007 03:31:01	Bright	39.500	121	29Gam Vir	2.7400	7200.0	79	29960	No
49	GOM_NL__2PRFIN20071123_033618_000000452063_00347_29960_3720.N1	23-NOV-2007 03:36:18	Twilight	45.000	100	4Gam Crv	2.5800	13100.	90	29960	No
50	GOM_NL__2PRFIN20071123_033751_000000452063_00347_29960_3721.N1	23-NOV-2007 03:37:51	Twilight	45.000	171	2Eps Crv	3.0010	4250.0	90	29960	No
51	GOM_NL__2PRFIN20071123_034339_000000372063_00347_29960_3722.N1	23-NOV-2007 03:43:39	Dark	37.000	64	Gam Cen	2.2000	10600.	74	29960	No
52	GOM_NL__2PRFIN20071123_034553_000000522063_00347_29960_3723.N1	23-NOV-2007 03:45:53	Dark	52.000	26	Gam Cru	1.6240	2900.0	104	29960	No
53	GOM_NL__2PRFIN20071123_034717_000000412063_00348_29961_3711.N1	23-NOV-2007 03:47:17	Dark	41.000	113	Mu Vel	2.6920	5000.0	82	29961	No
54	GOM_NL__2PRFIN20071123_034949_000000372063_00348_29961_3712.N1	23-NOV-2007 03:49:49	Dark	36.500	124	The Car	2.7640	30000.	73	29961	No
55	GOM_NL__2PRFIN20071123_035241_000000382063_00348_29961_3713.N1	23-NOV-2007 03:52:41	Dark	37.500	29	Bet Car	1.6720	10200.	75	29961	No
56	GOM_NL__2PRFIN20071123_035407_000000422063_00348_29961_3714.N1	23-NOV-2007 03:54:07	Dark	42.000	41	Eps Car	1.8600	4100.0	84	29961	No
57	GOM_NL__2PRFIN20071123_040739_000000392063_00348_29961_3715.N1	23-NOV-2007 04:07:39	Straylight	39.000	157	The1Eri	2.9060	9300.0	78	29961	No
58	GOM_NL__2PRFIN20071123_042010_000000412063_00348_29961_3716.N1	23-NOV-2007 04:20:10	Twilight	40.500	94	92Alp Cet	2.5260	3100.0	81	29961	No
59	GOM_NL__2PRFIN20071123_042513_000000372063_00348_29961_3717.N1	23-NOV-2007 04:25:13	Bright	36.500	105	6Bet Ari	2.6450	8900.0	73	29961	No
60	GOM_NL__2PRFIN20071123_042902_000000352063_00348_29961_3718.N1	23-NOV-2007 04:29:02	Bright	35.000	173	4Bet Tri	3.0040	8900.0	70	29961	No
61	GOM_NL__2PRFIN20071123_043056_000000382063_00348_29961_3719.N1	23-NOV-2007 04:30:56	Bright	37.500	79	26Bet Per	2.3100	13100.	75	29961	No
62	GOM_NL__2PRFIN20071123_043429_000000372063_00348_29961_3720.N1	23-NOV-2007 04:34:29	Bright	36.500	160	23Gam Per	2.9300	4700.0	73	29961	No
63	GOM_NL__2PRFIN20071123_043616_000000362063_00348_29961_3721.N1	23-NOV-2007 04:36:16	Bright	36.000	110	37Del Cas	2.6780	8900.0	72	29961	No
64	GOM_NL__2PRFIN20071123_044419_000000362063_00348_29961_3722.N1	23-NOV-2007 04:44:19	Bright	36.000	49	1Alp UMi	1.9900	6300.0	72	29961	No
65	GOM_NL__2PRFIN20071123_044851_000000332063_00348_29961_3723.N1	23-NOV-2007 04:48:51	Bright	33.000	60	7Bet UMi	2.0810	3950.0	66	29961	No
66	GOM_NL__2PRFIN20071123_045418_000000362063_00348_29961_3724.N1	23-NOV-2007 04:54:18	Bright	35.500	32	77Eps UMa	1.7630	11000.	71	29961	No
67	GOM_NL__2PRFIN20071123_045608_000000332063_00348_29961_3725.N1	23-NOV-2007 04:56:08	Bright	33.000	39	85Eta UMa	1.8540	24000.	66	29961	No
68	GOM_NL__2PRFIN20071123_045851_000000342063_00348_29961_3726.N1	23-NOV-2007 04:58:51	Bright	33.500	180	27Gam Boo	3.0400	8000.0	67	29961	No
69	GOM_NL__2PRFIN20071123_050447_000000332063_00348_29961_3727.N1	23-NOV-2007 05:04:47	Bright	33.000	111	8Eta Boo	2.6800	6000.0	66	29961	No
70	GOM_NL__2PRFIN20071123_050737_000000352063_00348_29961_3728.N1	23-NOV-2007 05:07:37	Bright	35.000	138	47Eps Vir	2.8280	4700.0	70	29961	No
71	GOM_NL__2PRFIN20071123_051138_000000392063_00348_29961_3729.N1	23-NOV-2007 05:11:38	Bright	39.000	121	29Gam Vir	2.7400	7200.0	78	29961	No
72	GOM_NL__2PRFIN20071123_051655_000000422063_00348_29961_3730.N1	23-NOV-2007 05:16:55	Twilight	41.500	100	4Gam Crv	2.5800	13100.	83	29961	No
73	GOM_NL__2PRFIN20071123_051828_000000462063_00348_29961_3731.N1	23-NOV-2007 05:18:28	Twilight	45.500	171	2Eps Crv	3.0010	4250.0	91	29961	No
74	GOM_NL__2PRFIN20071123_052415_000000402063_00348_29961_3732.N1	23-NOV-2007 05:24:15	Dark	40.000	64	Gam Cen	2.2000	10600.	80	29961	No
75	GOM_NL__2PRFIN20071123_052629_000000452063_00348_29961_3733.N1	23-NOV-2007 05:26:29	Dark	44.500	26	Gam Cru	1.6240	2900.0	89	29961	No
76	GOM_NL__2PRFIN20071123_052753_000000412063_00349_29962_3725.N1	23-NOV-2007 05:27:53	Dark	40.500	113	Mu Vel	2.6920	5000.0	81	29962	No
77	GOM_NL__2PRFIN20071123_053026_000000362063_00349_29962_3726.N1	23-NOV-2007 05:30:26	Dark	35.500	124	The Car	2.7640	30000.	71	29962	No
78	GOM_NL__2PRFIN20071123_053317_000000382063_00349_29962_3727.N1	23-NOV-2007 05:33:17	Dark	37.500	29	Bet Car	1.6720	10200.	75	29962	No
79	GOM_NL__2PRFIN20071123_053444_000000412063_00349_29962_3728.N1	23-NOV-2007 05:34:44	Dark	41.000	41	Eps Car	1.8600	4100.0	82	29962	No
80	GOM_NL__2PRFIN20071123_054816_000000382063_00349_29962_3729.N1	23-NOV-2007 05:48:16	Straylight	37.500	157	The1Eri	2.9060	9300.0	75	29962	No
81	GOM_NL__2PRFIN20071123_060046_000000412063_00349_29962_3730.N1	23-NOV-2007 06:00:46	Twilight	40.500	94	92Alp Cet	2.5260	3100.0	81	29962	No
82	GOM_NL__2PRFIN20071123_060549_000000362063_00349_29962_3731.N1	23-NOV-2007 06:05:49	Bright	36.000	105	6Bet Ari	2.6450	8900.0	72	29962	No
83	GOM_NL__2PRFIN20071123_060938_000000352063_00349_29962_3732.N1	23-NOV-2007 06:09:38	Bright	35.000	173	4Bet Tri	3.0040	8900.0	70	29962	No
84	GOM_NL__2PRFIN20071123_061132_000000392063_00349_29962_3733.N1	23-NOV-2007 06:11:32	Bright	38.500	79	26Bet Per	2.3100	13100.	77	29962	No
85	GOM_NL__2PRFIN20071123_061504_000000372063_00349_29962_3734.N1	23-NOV-2007 06:15:04	Bright	37.000	160	23Gam Per	2.9300	4700.0	74	29962	No
86	GOM_NL__2PRFIN20071123_061652_000000342063_00349_29962_3735.N1	23-NOV-2007 06:16:52	Bright	34.000	110	37Del Cas	2.6780	8900.0	68	29962	No
87	GOM_NL__2PRFIN20071123_062455_000000362063_00349_29962_3736.N1	23-NOV-2007 06:24:55	Bright	36.000	49	1Alp UMi	1.9900	6300.0	72	29962	No
88	GOM_NL__2PRFIN20071123_062927_000000372063_00349_29962_3737.N1	23-NOV-2007 06:29:27	Bright	36.500	60	7Bet UMi	2.0810	3950.0	73	29962	No
89	GOM_NL__2PRFIN20071123_063454_000000352063_00349_29962_3738.N1	23-NOV-2007 06:34:54	Bright	35.000	32	77Eps UMa	1.7630	11000.	70	29962	No
90	GOM_NL__2PRFIN20071123_063644_000000362063_00349_29962_3739.N1	23-NOV-2007 06:36:44	Bright	36.000	39	85Eta UMa	1.8540	24000.	72	29962	No
91	GOM_NL__2PRFIN20071123_063928_000000342063_00349_29962_3740.N1	23-NOV-2007 06:39:28	Bright	34.000	180	27Gam Boo	3.0400	8000.0	68	29962	No
92	GOM_NL__2PRFIN20071123_064456_000000282063_00349_29962_3741.N1	23-NOV-2007 06:44:56	Bright	28.000	3	16Alp Boo	-0.050000	4250.0	56	29962	No
93	GOM_NL__2PRFIN20071123_064814_000000362063_00349_29962_3742.N1	23-NOV-2007 06:48:14	Bright	35.500	138	47Eps Vir	2.8280	4700.0	71	29962	No
94	GOM_NL__2PRFIN20071123_065214_000000402063_00349_29962_3743.N1	23-NOV-2007 06:52:14	Bright	39.500	121	29Gam Vir	2.7400	7200.0	79	29962	No
95	GOM_NL__2PRFIN20071123_065731_000000432063_00349_29962_3744.N1	23-NOV-2007 06:57:31	Twilight	43.000	100	4Gam Crv	2.5800	13100.	86	29962	No
96	GOM_NL__2PRFIN20071123_065905_000000432063_00349_29962_3745.N1	23-NOV-2007 06:59:05	Twilight	42.500	171	2Eps Crv	3.0010	4250.0	85	29962	No
97	GOM_NL__2PRFIN20071123_070452_000000392063_00349_29962_3746.N1	23-NOV-2007 07:04:52	Dark	38.500	64	Gam Cen	2.2000	10600.	77	29962	No
98	GOM_NL__2PRFIN20071123_070706_000000422063_00349_29962_3747.N1	23-NOV-2007 07:07:06	Dark	42.000	26	Gam Cru	1.6240	2900.0	84	29962	No
99	GOM_NL__2PRFIN20071123_070830_000000412063_00350_29963_3742.N1	23-NOV-2007 07:08:30	Dark	41.000	113	Mu Vel	2.6920	5000.0	82	29963	No
100	GOM_NL__2PRFIN20071123_071102_000000362063_00350_29963_3743.N1	23-NOV-2007 07:11:02	Dark	36.000	124	The Car	2.7640	30000.	72	29963	No
101	GOM_NL__2PRFIN20071123_071353_000000382063_00350_29963_3744.N1	23-NOV-2007 07:13:53	Dark	37.500	29	Bet Car	1.6720	10200.	75	29963	No



102	GOM_NL__2PRFIN20071123_071520_000000412063_00350_29963_3745.N1	23-NOV-2007 07:15:20	Dark	41.000	41	Eps Car	1.8600	4100.0	82	29963	No
103	GOM_NL__2PRFIN20071123_072852_000000372063_00350_29963_3746.N1	23-NOV-2007 07:28:52	Straylight	36.500	157	The1Eri	2.9060	9300.0	73	29963	No
104	GOM_NL__2PRFIN20071123_074122_000000452063_00350_29963_3747.N1	23-NOV-2007 07:41:22	Tw_i_and_stray	45.000	94	92Alp Cet	2.5260	3100.0	90	29963	No
105	GOM_NL__2PRFIN20071123_074625_000000362063_00350_29963_3748.N1	23-NOV-2007 07:46:25	Bright	36.000	105	6Bet Ari	2.6450	8900.0	72	29963	No
106	GOM_NL__2PRFIN20071123_075014_000000352063_00350_29963_3749.N1	23-NOV-2007 07:50:14	Bright	35.000	173	4Bet Tri	3.0040	8900.0	70	29963	No
107	GOM_NL__2PRFIN20071123_075208_000000382063_00350_29963_3750.N1	23-NOV-2007 07:52:08	Bright	37.500	79	26Bet Per	2.3100	13100.	75	29963	No
108	GOM_NL__2PRFIN20071123_075540_000000372063_00350_29963_3751.N1	23-NOV-2007 07:55:40	Bright	37.000	160	23Gam Per	2.9300	4700.0	74	29963	No
109	GOM_NL__2PRFIN20071123_075728_000000352063_00350_29963_3752.N1	23-NOV-2007 07:57:28	Bright	34.500	110	37Del Cas	2.6780	8900.0	69	29963	No
110	GOM_NL__2PRFIN20071123_080531_000000342063_00350_29963_3753.N1	23-NOV-2007 08:05:31	Bright	33.500	49	1Alp UMi	1.9900	6300.0	67	29963	No
111	GOM_NL__2PRFIN20071123_081003_000000332063_00350_29963_3754.N1	23-NOV-2007 08:10:03	Bright	32.500	60	7Bet UMi	2.0810	3950.0	65	29963	No
112	GOM_NL__2PRFIN20071123_081530_000000382063_00350_29963_3755.N1	23-NOV-2007 08:15:30	Bright	38.000	32	77Eps UMa	1.7630	11000.	76	29963	No
113	GOM_NL__2PRFIN20071123_081720_000000362063_00350_29963_3756.N1	23-NOV-2007 08:17:20	Bright	35.500	39	85Eta UMa	1.8540	24000.	71	29963	No
114	GOM_NL__2PRFIN20071123_082004_000000332063_00350_29963_3757.N1	23-NOV-2007 08:20:04	Bright	32.500	180	27Gam Boo	3.0400	8000.0	65	29963	No
115	GOM_NL__2PRFIN20071123_082533_000000282063_00350_29963_3758.N1	23-NOV-2007 08:25:33	Bright	28.000	3	16Alp Boo	-0.050000	4250.0	56	29963	No
116	GOM_NL__2PRFIN20071123_082850_000000362063_00350_29963_3759.N1	23-NOV-2007 08:28:50	Bright	36.000	138	47Eps Vir	2.8280	4700.0	72	29963	No
117	GOM_NL__2PRFIN20071123_083250_000000402063_00350_29963_3760.N1	23-NOV-2007 08:32:50	Bright	39.500	121	29Gam Vir	2.7400	7200.0	79	29963	No
118	GOM_NL__2PRFIN20071123_083808_000000422063_00350_29963_3761.N1	23-NOV-2007 08:38:08	Tw_i_and_stray	42.000	100	4Gam Crv	2.5800	13100.	84	29963	No
119	GOM_NL__2PRFIN20071123_083941_000000442063_00350_29963_3762.N1	23-NOV-2007 08:39:41	Twilight	43.500	171	2Eps Crv	3.0010	4250.0	87	29963	No
120	GOM_NL__2PRFIN20071123_084528_000000382063_00350_29963_3763.N1	23-NOV-2007 08:45:28	Dark	38.000	64	Gam Cen	2.2000	10600.	76	29963	No
121	GOM_NL__2PRFIN20071123_084742_000000422063_00350_29963_3764.N1	23-NOV-2007 08:47:42	Dark	42.000	26	Gam Cru	1.6240	2900.0	84	29963	No
122	GOM_NL__2PRFIN20071123_084907_000000422063_00351_29964_3752.N1	23-NOV-2007 08:49:07	Dark	41.500	113	Mu Vel	2.6920	5000.0	83	29964	No
123	GOM_NL__2PRFIN20071123_085138_000000382063_00351_29964_3753.N1	23-NOV-2007 08:51:38	Dark	37.500	124	The Car	2.7640	30000.	75	29964	No
124	GOM_NL__2PRFIN20071123_085430_000000362063_00351_29964_3754.N1	23-NOV-2007 08:54:30	Dark	36.000	29	Bet Car	1.6720	10200.	72	29964	No
125	GOM_NL__2PRFIN20071123_085557_000000412063_00351_29964_3755.N1	23-NOV-2007 08:55:57	Dark	40.500	41	Eps Car	1.8600	4100.0	81	29964	No
126	GOM_NL__2PRFIN20071123_090928_000000372063_00351_29964_3756.N1	23-NOV-2007 09:09:28	Straylight	36.500	157	The1Eri	2.9060	9300.0	73	29964	No
127	GOM_NL__2PRFIN20071123_092158_000000412063_00351_29964_3757.N1	23-NOV-2007 09:21:58	Tw_i_and_stray	40.500	94	92Alp Cet	2.5260	3100.0	81	29964	No
128	GOM_NL__2PRFIN20071123_092701_000000372063_00351_29964_3758.N1	23-NOV-2007 09:27:01	Bright	36.500	105	6Bet Ari	2.6450	8900.0	73	29964	No
129	GOM_NL__2PRFIN20071123_093050_000000342063_00351_29964_3759.N1	23-NOV-2007 09:30:50	Bright	34.000	173	4Bet Tri	3.0040	8900.0	68	29964	No
130	GOM_NL__2PRFIN20071123_093243_000000382063_00351_29964_3760.N1	23-NOV-2007 09:32:43	Bright	37.500	79	26Bet Per	2.3100	13100.	75	29964	No
131	GOM_NL__2PRFIN20071123_093616_000000372063_00351_29964_3761.N1	23-NOV-2007 09:36:16	Bright	36.500	160	23Gam Per	2.9300	4700.0	73	29964	No
132	GOM_NL__2PRFIN20071123_093804_000000352063_00351_29964_3762.N1	23-NOV-2007 09:38:04	Bright	34.500	110	37Del Cas	2.6780	8900.0	69	29964	No
133	GOM_NL__2PRFIN20071123_094606_000000362063_00351_29964_3763.N1	23-NOV-2007 09:46:06	Bright	35.500	49	1Alp UMi	1.9900	6300.0	71	29964	No
134	GOM_NL__2PRFIN20071123_095039_000000352063_00351_29964_3764.N1	23-NOV-2007 09:50:39	Bright	34.500	60	7Bet UMi	2.0810	3950.0	69	29964	No
135	GOM_NL__2PRFIN20071123_095606_000000392063_00351_29964_3765.N1	23-NOV-2007 09:56:06	Bright	39.000	32	77Eps UMa	1.7630	11000.	78	29964	No
136	GOM_NL__2PRFIN20071123_095756_000000342063_00351_29964_3766.N1	23-NOV-2007 09:57:56	Bright	34.000	39	85Eta UMa	1.8540	24000.	68	29964	No
137	GOM_NL__2PRFIN20071123_100040_000000332063_00351_29964_3767.N1	23-NOV-2007 10:00:40	Bright	32.500	180	27Gam Boo	3.0400	8000.0	65	29964	No
138	GOM_NL__2PRFIN20071123_100609_000000332063_00351_29964_3768.N1	23-NOV-2007 10:06:09	Bright	32.500	3	16Alp Boo	-0.050000	4250.0	65	29964	No
139	GOM_NL__2PRFIN20071123_100926_000000352063_00351_29964_3769.N1	23-NOV-2007 10:09:26	Bright	35.000	138	47Eps Vir	2.8280	4700.0	70	29964	No
140	GOM_NL__2PRFIN20071123_101327_000000382063_00351_29964_3770.N1	23-NOV-2007 10:13:27	Bright	38.000	121	29Gam Vir	2.7400	7200.0	76	29964	No
141	GOM_NL__2PRFIN20071123_101844_000000412063_00351_29964_3771.N1	23-NOV-2007 10:18:44	Tw_i_and_stray	40.500	100	4Gam Crv	2.5800	13100.	81	29964	No
142	GOM_NL__2PRFIN20071123_102018_000000442063_00351_29964_3772.N1	23-NOV-2007 10:20:18	Twilight	43.500	171	2Eps Crv	3.0010	4250.0	87	29964	No
143	GOM_NL__2PRFIN20071123_102604_000000382063_00351_29964_3773.N1	23-NOV-2007 10:26:04	Dark	38.000	64	Gam Cen	2.2000	10600.	76	29964	No
144	GOM_NL__2PRFIN20071123_102818_000000432063_00351_29964_3774.N1	23-NOV-2007 10:28:18	Dark	43.000	26	Gam Cru	1.6240	2900.0	86	29964	No
145	GOM_NL__2PRFIN20071123_102943_000000432063_00352_29965_3776.N1	23-NOV-2007 10:29:43	Dark	42.500	113	Mu Vel	2.6920	5000.0	85	29965	No
146	GOM_NL__2PRFIN20071123_103215_000000362063_00352_29965_3777.N1	23-NOV-2007 10:32:15	Dark	36.000	124	The Car	2.7640	30000.	72	29965	No
147	GOM_NL__2PRFIN20071123_103506_000000372063_00352_29965_3778.N1	23-NOV-2007 10:35:06	Dark	37.000	29	Bet Car	1.6720	10200.	74	29965	No
148	GOM_NL__2PRFIN20071123_103633_000000432063_00352_29965_3779.N1	23-NOV-2007 10:36:33	Dark	43.000	41	Eps Car	1.8600	4100.0	86	29965	No
149	GOM_NL__2PRFIN20071123_105004_000000362063_00352_29965_3780.N1	23-NOV-2007 10:50:04	Straylight	35.500	157	The1Eri	2.9060	9300.0	71	29965	No
150	GOM_NL__2PRFIN20071123_110234_000000452063_00352_29965_3781.N1	23-NOV-2007 11:02:34	Tw_i_and_stray	44.500	94	92Alp Cet	2.5260	3100.0	89	29965	No
151	GOM_NL__2PRFIN20071123_110737_000000352063_00352_29965_3782.N1	23-NOV-2007 11:07:37	Bright	35.000	105	6Bet Ari	2.6450	8900.0	70	29965	No
152	GOM_NL__2PRFIN20071123_111126_000000352063_00352_29965_3783.N1	23-NOV-2007 11:11:26	Bright	35.000	173	4Bet Tri	3.0040	8900.0	70	29965	No
153	GOM_NL__2PRFIN20071123_111319_000000382063_00352_29965_3784.N1	23-NOV-2007 11:13:19	Bright	38.000	79	26Bet Per	2.3100	13100.	76	29965	No
154	GOM_NL__2PRFIN20071123_111652_000000372063_00352_29965_3785.N1	23-NOV-2007 11:16:52	Bright	37.000	160	23Gam Per	2.9300	4700.0	74	29965	No
155	GOM_NL__2PRFIN20071123_111840_000000362063_00352_29965_3786.N1	23-NOV-2007 11:18:40	Bright	35.500	110	37Del Cas	2.6780	8900.0	71	29965	No
156	GOM_NL__2PRFIN20071123_112642_000000362063_00352_29965_3787.N1	23-NOV-2007 11:26:42	Bright	36.000	49	1Alp UMi	1.9900	6300.0	72	29965	No
157	GOM_NL__2PRFIN20071123_113115_000000372063_00352_29965_3788.N1	23-NOV-2007 11:31:15	Bright	37.000	60	7Bet UMi	2.0810	3950.0	74	29965	No
158	GOM_NL__2PRFIN20071123_113642_000000392063_00352_29965_3789.N1	23-NOV-2007 11:36:42	Bright	38.500	32	77Eps UMa	1.7630	11000.	77	29965	No
159	GOM_NL__2PRFIN20071123_113832_000000342063_00352_29965_3790.N1	23-NOV-2007 11:38:32	Bright	33.500	39	85Eta UMa	1.8540	24000.	67	29965	No
160	GOM_NL__2PRFIN20071123_114116_000000332063_00352_29965_3791.N1	23-NOV-2007 11:41:16	Bright	32.500	180	27Gam Boo	3.0400	8000.0	65	29965	No

161	GOM_NL__2PRFIN20071123_114645_000000332063_00352_29965_3792.N1	23-NOV-2007 11:46:45	Bright	32.500	3	16Alp Boo	-0.050000	4250.0	65	29965	No
162	GOM_NL__2PRFIN20071123_115002_000000362063_00352_29965_3793.N1	23-NOV-2007 11:50:02	Bright	35.500	138	47Eps Vir	2.8280	4700.0	71	29965	No
163	GOM_NL__2PRFIN20071123_115403_000000392063_00352_29965_3794.N1	23-NOV-2007 11:54:03	Bright	39.000	121	29Gam Vir	2.7400	7200.0	78	29965	No
164	GOM_NL__2PRFIN20071123_115921_000000432063_00352_29965_3795.N1	23-NOV-2007 11:59:21	Twilight	42.500	100	4Gam Crv	2.5800	13100.	85	29965	No
165	GOM_NL__2PRFIN20071123_120054_000000442063_00352_29965_3796.N1	23-NOV-2007 12:00:54	Twilight	44.000	171	2Eps Crv	3.0010	4250.0	88	29965	No
166	GOM_NL__2PRFIN20071123_120640_000000392063_00352_29965_3797.N1	23-NOV-2007 12:06:40	Dark	39.000	64	Gam Cen	2.2000	10600.	78	29965	No
167	GOM_NL__2PRFIN20071123_120854_000000452063_00352_29965_3798.N1	23-NOV-2007 12:08:54	Dark	44.500	26	Gam Cru	1.6240	2900.0	89	29965	No
168	GOM_NL__2PRFIN20071123_121020_000000422063_00353_29966_3790.N1	23-NOV-2007 12:10:20	Dark	41.500	113	Mu Vel	2.6920	5000.0	83	29966	No
169	GOM_NL__2PRFIN20071123_121251_000000382063_00353_29966_3791.N1	23-NOV-2007 12:12:51	Dark	38.000	124	The Car	2.7640	30000.	76	29966	No
170	GOM_NL__2PRFIN20071123_121542_000000392063_00353_29966_3792.N1	23-NOV-2007 12:15:42	Dark	38.500	29	Bet Car	1.6720	10200.	77	29966	No
171	GOM_NL__2PRFIN20071123_121710_000000412063_00353_29966_3793.N1	23-NOV-2007 12:17:10	Dark	40.500	41	Eps Car	1.8600	4100.0	81	29966	No
172	GOM_NL__2PRFIN20071123_123040_000000382063_00353_29966_3794.N1	23-NOV-2007 12:30:40	Straylight	38.000	157	The1Eri	2.9060	9300.0	76	29966	No
173	GOM_NL__2PRFIN20071123_124310_000000452063_00353_29966_3795.N1	23-NOV-2007 12:43:10	Twilight	44.500	94	92Alp Cet	2.5260	3100.0	89	29966	No
174	GOM_NL__2PRFIN20071123_124813_000000362063_00353_29966_3796.N1	23-NOV-2007 12:48:13	Bright	35.500	105	6Bet Ari	2.6450	8900.0	71	29966	No
175	GOM_NL__2PRFIN20071123_125202_000000352063_00353_29966_3797.N1	23-NOV-2007 12:52:02	Bright	35.000	173	4Bet Tri	3.0040	8900.0	70	29966	No
176	GOM_NL__2PRFIN20071123_125355_000000382063_00353_29966_3798.N1	23-NOV-2007 12:53:55	Bright	37.500	79	26Bet Per	2.3100	13100.	75	29966	No
177	GOM_NL__2PRFIN20071123_125727_000000372063_00353_29966_3799.N1	23-NOV-2007 12:57:27	Bright	36.500	160	23Gam Per	2.9300	4700.0	73	29966	No
178	GOM_NL__2PRFIN20071123_125916_000000352063_00353_29966_3800.N1	23-NOV-2007 12:59:16	Bright	34.500	110	37Del Cas	2.6780	8900.0	69	29966	No
179	GOM_NL__2PRFIN20071123_130718_000000342063_00353_29966_3801.N1	23-NOV-2007 13:07:18	Bright	34.000	49	1Alp UMi	1.9900	6300.0	68	29966	No
180	GOM_NL__2PRFIN20071123_131151_000000332063_00353_29966_3802.N1	23-NOV-2007 13:11:51	Bright	33.000	60	7Bet UMi	2.0810	3950.0	66	29966	No
181	GOM_NL__2PRFIN20071123_131718_000000382063_00353_29966_3803.N1	23-NOV-2007 13:17:18	Bright	38.000	32	77Eps UMa	1.7630	11000.	76	29966	No
182	GOM_NL__2PRFIN20071123_131908_000000352063_00353_29966_3804.N1	23-NOV-2007 13:19:08	Bright	35.000	39	85Eta UMa	1.8540	24000.	70	29966	No
183	GOM_NL__2PRFIN20071123_132152_000000362063_00353_29966_3805.N1	23-NOV-2007 13:21:52	Bright	35.500	180	27Gam Boo	3.0400	8000.0	71	29966	No
184	GOM_NL__2PRFIN20071123_132721_000000332063_00353_29966_3806.N1	23-NOV-2007 13:27:21	Bright	32.500	3	16Alp Boo	-0.050000	4250.0	65	29966	No
185	GOM_NL__2PRFIN20071123_133038_000000362063_00353_29966_3807.N1	23-NOV-2007 13:30:38	Bright	35.500	138	47Eps Vir	2.8280	4700.0	71	29966	No
186	GOM_NL__2PRFIN20071123_133439_000000382063_00353_29966_3808.N1	23-NOV-2007 13:34:39	Bright	38.000	121	29Gam Vir	2.7400	7200.0	76	29966	No
187	GOM_NL__2PRFIN20071123_133957_000000422063_00353_29966_3809.N1	23-NOV-2007 13:39:57	Twilight	41.500	100	4Gam Crv	2.5800	13100.	83	29966	No
188	GOM_NL__2PRFIN20071123_134131_000000472063_00353_29966_3810.N1	23-NOV-2007 13:41:31	Twilight	47.000	171	2Eps Crv	3.0010	4250.0	94	29966	No
189	GOM_NL__2PRFIN20071123_134717_000000392063_00353_29966_3811.N1	23-NOV-2007 13:47:17	Dark	38.500	64	Gam Cen	2.2000	10600.	77	29966	No
190	GOM_NL__2PRFIN20071123_134930_000000442063_00353_29966_3812.N1	23-NOV-2007 13:49:30	Dark	44.000	26	Gam Cru	1.6240	2900.0	88	29966	No
191	GOM_NL__2PRFIN20071123_135056_000000422063_00354_29967_3839.N1	23-NOV-2007 13:50:56	Dark	41.500	113	Mu Vel	2.6920	5000.0	83	29967	No
192	GOM_NL__2PRFIN20071123_135327_000000382063_00354_29967_3840.N1	23-NOV-2007 13:53:27	Dark	38.000	124	The Car	2.7640	30000.	76	29967	No
193	GOM_NL__2PRFIN20071123_135619_000000392063_00354_29967_3841.N1	23-NOV-2007 13:56:19	Dark	39.000	29	Bet Car	1.6720	10200.	78	29967	No
194	GOM_NL__2PRFIN20071123_135746_000000462063_00354_29967_3842.N1	23-NOV-2007 13:57:46	Dark	45.500	41	Eps Car	1.8600	4100.0	91	29967	No
195	GOM_NL__2PRFIN20071123_141116_000000372063_00354_29967_3843.N1	23-NOV-2007 14:11:16	Straylight	36.500	157	The1Eri	2.9060	9300.0	73	29967	No
196	GOM_NL__2PRFIN20071123_142346_000000412063_00354_29967_3844.N1	23-NOV-2007 14:23:46	Twilight	41.000	94	92Alp Cet	2.5260	3100.0	82	29967	No
197	GOM_NL__2PRFIN20071123_142849_000000372063_00354_29967_3845.N1	23-NOV-2007 14:28:49	Bright	36.500	105	6Bet Ari	2.6450	8900.0	73	29967	No
198	GOM_NL__2PRFIN20071123_143238_000000352063_00354_29967_3846.N1	23-NOV-2007 14:32:38	Bright	34.500	173	4Bet Tri	3.0040	8900.0	69	29967	No
199	GOM_NL__2PRFIN20071123_143430_000000372063_00354_29967_3847.N1	23-NOV-2007 14:34:30	Bright	37.000	79	26Bet Per	2.3100	13100.	74	29967	No
200	GOM_NL__2PRFIN20071123_143803_000000362063_00354_29967_3848.N1	23-NOV-2007 14:38:03	Bright	36.000	160	23Gam Per	2.9300	4700.0	72	29967	No
201	GOM_NL__2PRFIN20071123_143952_000000352063_00354_29967_3849.N1	23-NOV-2007 14:39:52	Bright	34.500	110	37Del Cas	2.6780	8900.0	69	29967	No
202	GOM_NL__2PRFIN20071123_144754_000000342063_00354_29967_3850.N1	23-NOV-2007 14:47:54	Bright	33.500	49	1Alp UMi	1.9900	6300.0	67	29967	No
203	GOM_NL__2PRFIN20071123_145227_000000362063_00354_29967_3851.N1	23-NOV-2007 14:52:27	Bright	35.500	60	7Bet UMi	2.0810	3950.0	71	29967	No
204	GOM_NL__2PRFIN20071123_145754_000000382063_00354_29967_3852.N1	23-NOV-2007 14:57:54	Bright	38.000	32	77Eps UMa	1.7630	11000.	76	29967	No
205	GOM_NL__2PRFIN20071123_145944_000000362063_00354_29967_3853.N1	23-NOV-2007 14:59:44	Bright	36.000	39	85Eta UMa	1.8540	24000.	72	29967	No
206	GOM_NL__2PRFIN20071123_150228_000000322063_00354_29967_3854.N1	23-NOV-2007 15:02:28	Bright	32.000	180	27Gam Boo	3.0400	8000.0	64	29967	No
207	GOM_NL__2PRFIN20071123_150757_000000332063_00354_29967_3855.N1	23-NOV-2007 15:07:57	Bright	33.000	3	16Alp Boo	-0.050000	4250.0	66	29967	No
208	GOM_NL__2PRFIN20071123_151114_000000552063_00354_29967_3856.N1	23-NOV-2007 15:11:14	Bright	55.000	138	47Eps Vir	2.8280	4700.0	110	29967	No
209	GOM_NL__2PRFIN20071123_151516_000000562063_00354_29967_3857.N1	23-NOV-2007 15:15:16	Bright	56.000	121	29Gam Vir	2.7400	7200.0	112	29967	No
210	GOM_NL__2PRFIN20071123_152034_000000432063_00354_29967_3858.N1	23-NOV-2007 15:20:34	Twilight	42.500	100	4Gam Crv	2.5800	13100.	85	29967	No
211	GOM_NL__2PRFIN20071123_152207_000000432063_00354_29967_3859.N1	23-NOV-2007 15:22:07	Twilight	42.500	171	2Eps Crv	3.0010	4250.0	85	29967	No
212	GOM_NL__2PRFIN20071123_152753_000000382063_00354_29967_3860.N1	23-NOV-2007 15:27:53	Dark	37.500	64	Gam Cen	2.2000	10600.	75	29967	No
213	GOM_NL__2PRFIN20071123_153007_000000512063_00354_29967_3861.N1	23-NOV-2007 15:30:07	Dark	51.000	26	Gam Cru	1.6240	2900.0	102	29967	No
214	GOM_NL__2PRFIN20071123_153133_000000472063_00355_29968_3846.N1	23-NOV-2007 15:31:33	Dark	47.000	113	Mu Vel	2.6920	5000.0	94	29968	No
215	GOM_NL__2PRFIN20071123_153404_000000362063_00355_29968_3847.N1	23-NOV-2007 15:34:04	Dark	35.500	124	The Car	2.7640	30000.	71	29968	No
216	GOM_NL__2PRFIN20071123_153655_000000382063_00355_29968_3848.N1	23-NOV-2007 15:36:55	Dark	38.000	29	Bet Car	1.6720	10200.	76	29968	No
217	GOM_NL__2PRFIN20071123_153823_000000442063_00355_29968_3849.N1	23-NOV-2007 15:38:23	Dark	43.500	41	Eps Car	1.8600	4100.0	87	29968	No
218	GOM_NL__2PRFIN20071123_155152_000000402063_00355_29968_3850.N1	23-NOV-2007 15:51:52	Straylight	39.500	157	The1Eri	2.9060	9300.0	79	29968	No
219	GOM_NL__2PRFIN20071123_160422_000000442063_00355_29968_3851.N1	23-NOV-2007 16:04:22	Twilight	44.000	94	92Alp Cet	2.5260	3100.0	88	29968	No

220	GOM_NL__2PRFIN20071123_160925_000000362063_00355_29968_3852.N1	23-NOV-2007 16:09:25	Bright	35.500	105	6Bet Ari	2.6450	8900.0	71	29968	No
221	GOM_NL__2PRFIN20071123_161314_000000342063_00355_29968_3853.N1	23-NOV-2007 16:13:14	Bright	34.000	173	4Bet Tri	3.0040	8900.0	68	29968	No
222	GOM_NL__2PRFIN20071123_161506_000000382063_00355_29968_3854.N1	23-NOV-2007 16:15:06	Bright	38.000	79	26Bet Per	2.3100	13100.	76	29968	No
223	GOM_NL__2PRFIN20071123_161839_000000372063_00355_29968_3855.N1	23-NOV-2007 16:18:39	Bright	36.500	160	23Gam Per	2.9300	4700.0	73	29968	No
224	GOM_NL__2PRFIN20071123_162028_000000362063_00355_29968_3856.N1	23-NOV-2007 16:20:28	Bright	35.500	110	37Del Cas	2.6780	8900.0	71	29968	No
225	GOM_NL__2PRFIN20071123_162830_000000362063_00355_29968_3857.N1	23-NOV-2007 16:28:30	Bright	35.500	49	1Alp UMi	1.9900	6300.0	71	29968	No
226	GOM_NL__2PRFIN20071123_163303_000000362063_00355_29968_3858.N1	23-NOV-2007 16:33:03	Bright	36.000	60	7Bet UMi	2.0810	3950.0	72	29968	No
227	GOM_NL__2PRFIN20071123_163829_000000382063_00355_29968_3859.N1	23-NOV-2007 16:38:29	Bright	37.500	32	77Eps UMa	1.7630	11000.	75	29968	No
228	GOM_NL__2PRFIN20071123_164020_000000362063_00355_29968_3860.N1	23-NOV-2007 16:40:20	Bright	35.500	39	85Eta UMa	1.8540	24000.	71	29968	No
229	GOM_NL__2PRFIN20071123_164304_000000332063_00355_29968_3861.N1	23-NOV-2007 16:43:04	Bright	32.500	180	27Gam Boo	3.0400	8000.0	65	29968	No
230	GOM_NL__2PRFIN20071123_164833_000000332063_00355_29968_3862.N1	23-NOV-2007 16:48:33	Bright	33.000	3	16Alp Boo	-0.050000	4250.0	66	29968	No
231	GOM_NL__2PRFIN20071123_165151_000000362063_00355_29968_3863.N1	23-NOV-2007 16:51:51	Bright	36.000	138	47Eps Vir	2.8280	4700.0	72	29968	No
232	GOM_NL__2PRFIN20071123_165552_000000382063_00355_29968_3864.N1	23-NOV-2007 16:55:52	Bright	38.000	121	29Gam Vir	2.7400	7200.0	76	29968	No
233	GOM_NL__2PRFIN20071123_170110_000000422063_00355_29968_3865.N1	23-NOV-2007 17:01:10	Tw_i_and_stray	42.000	100	4Gam Crv	2.5800	13100.	84	29968	No
234	GOM_NL__2PRFIN20071123_170244_000000462063_00355_29968_3866.N1	23-NOV-2007 17:02:44	Twilight	46.000	171	2Eps Crv	3.0010	4250.0	92	29968	No
235	GOM_NL__2PRFIN20071123_170829_000000392063_00355_29968_3867.N1	23-NOV-2007 17:08:29	Dark	38.500	64	Gam Cen	2.2000	10600.	77	29968	No
236	GOM_NL__2PRFIN20071123_171043_000000502063_00355_29968_3868.N1	23-NOV-2007 17:10:43	Dark	50.000	26	Gam Cru	1.6240	2900.0	100	29968	No
237	GOM_NL__2PRFIN20071123_171210_000000422063_00356_29969_3857.N1	23-NOV-2007 17:12:10	Dark	41.500	113	Mu Vel	2.6920	5000.0	83	29969	No
238	GOM_NL__2PRFIN20071123_171440_000000372063_00356_29969_3858.N1	23-NOV-2007 17:14:40	Dark	37.000	124	The Car	2.7640	30000.	74	29969	No
239	GOM_NL__2PRFIN20071123_171731_000000372063_00356_29969_3859.N1	23-NOV-2007 17:17:31	Dark	37.000	29	Bet Car	1.6720	10200.	74	29969	No
240	GOM_NL__2PRFIN20071123_171900_000000502063_00356_29969_3860.N1	23-NOV-2007 17:19:00	Dark	50.000	41	Eps Car	1.8600	4100.0	100	29969	No
241	GOM_NL__2PRFIN20071123_173228_000000382063_00356_29969_3861.N1	23-NOV-2007 17:32:28	Straylight	38.000	157	The1Eri	2.9060	9300.0	76	29969	No
242	GOM_NL__2PRFIN20071123_174458_000000462063_00356_29969_3862.N1	23-NOV-2007 17:44:58	Tw_i_and_stray	45.500	94	92Alp Cet	2.5260	3100.0	91	29969	No
243	GOM_NL__2PRFIN20071123_175001_000000352063_00356_29969_3863.N1	23-NOV-2007 17:50:01	Bright	35.000	105	6Bet Ari	2.6450	8900.0	70	29969	No
244	GOM_NL__2PRFIN20071123_175350_000000342063_00356_29969_3864.N1	23-NOV-2007 17:53:50	Bright	33.500	173	4Bet Tri	3.0040	8900.0	67	29969	No
245	GOM_NL__2PRFIN20071123_175542_000000382063_00356_29969_3865.N1	23-NOV-2007 17:55:42	Bright	37.500	79	26Bet Per	2.3100	13100.	75	29969	No
246	GOM_NL__2PRFIN20071123_175915_000000362063_00356_29969_3866.N1	23-NOV-2007 17:59:15	Bright	35.500	160	23Gam Per	2.9300	4700.0	71	29969	No
247	GOM_NL__2PRFIN20071123_180104_000000352063_00356_29969_3867.N1	23-NOV-2007 18:01:04	Bright	35.000	110	37Del Cas	2.6780	8900.0	70	29969	No
248	GOM_NL__2PRFIN20071123_180906_000000362063_00356_29969_3868.N1	23-NOV-2007 18:09:06	Bright	36.000	49	1Alp UMi	1.9900	6300.0	72	29969	No
249	GOM_NL__2PRFIN20071123_181339_000000372063_00356_29969_3869.N1	23-NOV-2007 18:13:39	Bright	37.000	60	7Bet UMi	2.0810	3950.0	74	29969	No
250	GOM_NL__2PRFIN20071123_181905_000000372063_00356_29969_3870.N1	23-NOV-2007 18:19:05	Bright	37.000	32	77Eps UMa	1.7630	11000.	74	29969	No
251	GOM_NL__2PRFIN20071123_182056_000000362063_00356_29969_3871.N1	23-NOV-2007 18:20:56	Bright	35.500	39	85Eta UMa	1.8540	24000.	71	29969	No
252	GOM_NL__2PRFIN20071123_182340_000000342063_00356_29969_3872.N1	23-NOV-2007 18:23:40	Bright	34.000	180	27Gam Boo	3.0400	8000.0	68	29969	No
253	GOM_NL__2PRFIN20071123_182909_000000332063_00356_29969_3873.N1	23-NOV-2007 18:29:09	Bright	33.000	3	16Alp Boo	-0.050000	4250.0	66	29969	No
254	GOM_NL__2PRFIN20071123_183227_000000372063_00356_29969_3874.N1	23-NOV-2007 18:32:27	Bright	36.500	138	47Eps Vir	2.8280	4700.0	73	29969	No
255	GOM_NL__2PRFIN20071123_183628_000000572063_00356_29969_3875.N1	23-NOV-2007 18:36:28	Bright	57.000	121	29Gam Vir	2.7400	7200.0	114	29969	No
256	GOM_NL__2PRFIN20071123_184147_000000442063_00356_29969_3876.N1	23-NOV-2007 18:41:47	Tw_i_and_stray	43.500	100	4Gam Crv	2.5800	13100.	87	29969	No
257	GOM_NL__2PRFIN20071123_184320_000000452063_00356_29969_3877.N1	23-NOV-2007 18:43:20	Twilight	44.500	171	2Eps Crv	3.0010	4250.0	89	29969	No
258	GOM_NL__2PRFIN20071123_184905_000000372063_00356_29969_3878.N1	23-NOV-2007 18:49:05	Dark	37.000	64	Gam Cen	2.2000	10600.	74	29969	No
259	GOM_NL__2PRFIN20071123_185119_000000502063_00356_29969_3879.N1	23-NOV-2007 18:51:19	Dark	49.500	26	Gam Cru	1.6240	2900.0	99	29969	No
260	GOM_NL__2PRFIN20071123_185246_000000482063_00357_29970_3876.N1	23-NOV-2007 18:52:46	Dark	47.500	113	Mu Vel	2.6920	5000.0	95	29970	No
261	GOM_NL__2PRFIN20071123_185516_000000372063_00357_29970_3877.N1	23-NOV-2007 18:55:16	Dark	36.500	124	The Car	2.7640	30000.	73	29970	No
262	GOM_NL__2PRFIN20071123_185808_000000392063_00357_29970_3878.N1	23-NOV-2007 18:58:08	Dark	39.000	29	Bet Car	1.6720	10200.	78	29970	No
263	GOM_NL__2PRFIN20071123_185936_000000492063_00357_29970_3879.N1	23-NOV-2007 18:59:36	Dark	48.500	41	Eps Car	1.8600	4100.0	97	29970	No
264	GOM_NL__2PRFIN20071123_191304_000000372063_00357_29970_3880.N1	23-NOV-2007 19:13:04	Straylight	36.500	157	The1Eri	2.9060	9300.0	73	29970	No
265	GOM_NL__2PRFIN20071123_192534_000000442063_00357_29970_3881.N1	23-NOV-2007 19:25:34	Tw_i_and_stray	44.000	94	92Alp Cet	2.5260	3100.0	88	29970	No
266	GOM_NL__2PRFIN20071123_193037_000000362063_00357_29970_3882.N1	23-NOV-2007 19:30:37	Bright	35.500	105	6Bet Ari	2.6450	8900.0	71	29970	No
267	GOM_NL__2PRFIN20071123_193426_000000352063_00357_29970_3883.N1	23-NOV-2007 19:34:26	Bright	35.000	173	4Bet Tri	3.0040	8900.0	70	29970	No
268	GOM_NL__2PRFIN20071123_193618_000000392063_00357_29970_3884.N1	23-NOV-2007 19:36:18	Bright	38.500	79	26Bet Per	2.3100	13100.	77	29970	No
269	GOM_NL__2PRFIN20071123_193950_000000362063_00357_29970_3885.N1	23-NOV-2007 19:39:50	Bright	35.500	160	23Gam Per	2.9300	4700.0	71	29970	No
270	GOM_NL__2PRFIN20071123_194140_000000342063_00357_29970_3886.N1	23-NOV-2007 19:41:40	Bright	34.000	110	37Del Cas	2.6780	8900.0	68	29970	No
271	GOM_NL__2PRFIN20071123_194942_000000362063_00357_29970_3887.N1	23-NOV-2007 19:49:42	Bright	35.500	49	1Alp UMi	1.9900	6300.0	71	29970	No
272	GOM_NL__2PRFIN20071123_195415_000000352063_00357_29970_3888.N1	23-NOV-2007 19:54:15	Bright	35.000	60	7Bet UMi	2.0810	3950.0	70	29970	No
273	GOM_NL__2PRFIN20071123_195941_000000392063_00357_29970_3889.N1	23-NOV-2007 19:59:41	Bright	38.500	32	77Eps UMa	1.7630	11000.	77	29970	No
274	GOM_NL__2PRFIN20071123_200132_000000362063_00357_29970_3890.N1	23-NOV-2007 20:01:32	Bright	35.500	39	85Eta UMa	1.8540	24000.	71	29970	No
275	GOM_NL__2PRFIN20071123_200417_000000342063_00357_29970_3891.N1	23-NOV-2007 20:04:17	Bright	33.500	180	27Gam Boo	3.0400	8000.0	67	29970	No
276	GOM_NL__2PRFIN20071123_200945_000000332063_00357_29970_3892.N1	23-NOV-2007 20:09:45	Bright	33.000	3	16Alp Boo	-0.050000	4250.0	66	29970	No
277	GOM_NL__2PRFIN20071123_201303_000000372063_00357_29970_3893.N1	23-NOV-2007 20:13:03	Bright	36.500	138	47Eps Vir	2.8280	4700.0	73	29970	No
278	GOM_NL__2PRFIN20071123_201705_000000572063_00357_29970_3894.N1	23-NOV-2007 20:17:05	Bright	57.000	121	29Gam Vir	2.7400	7200.0	114	29970	No



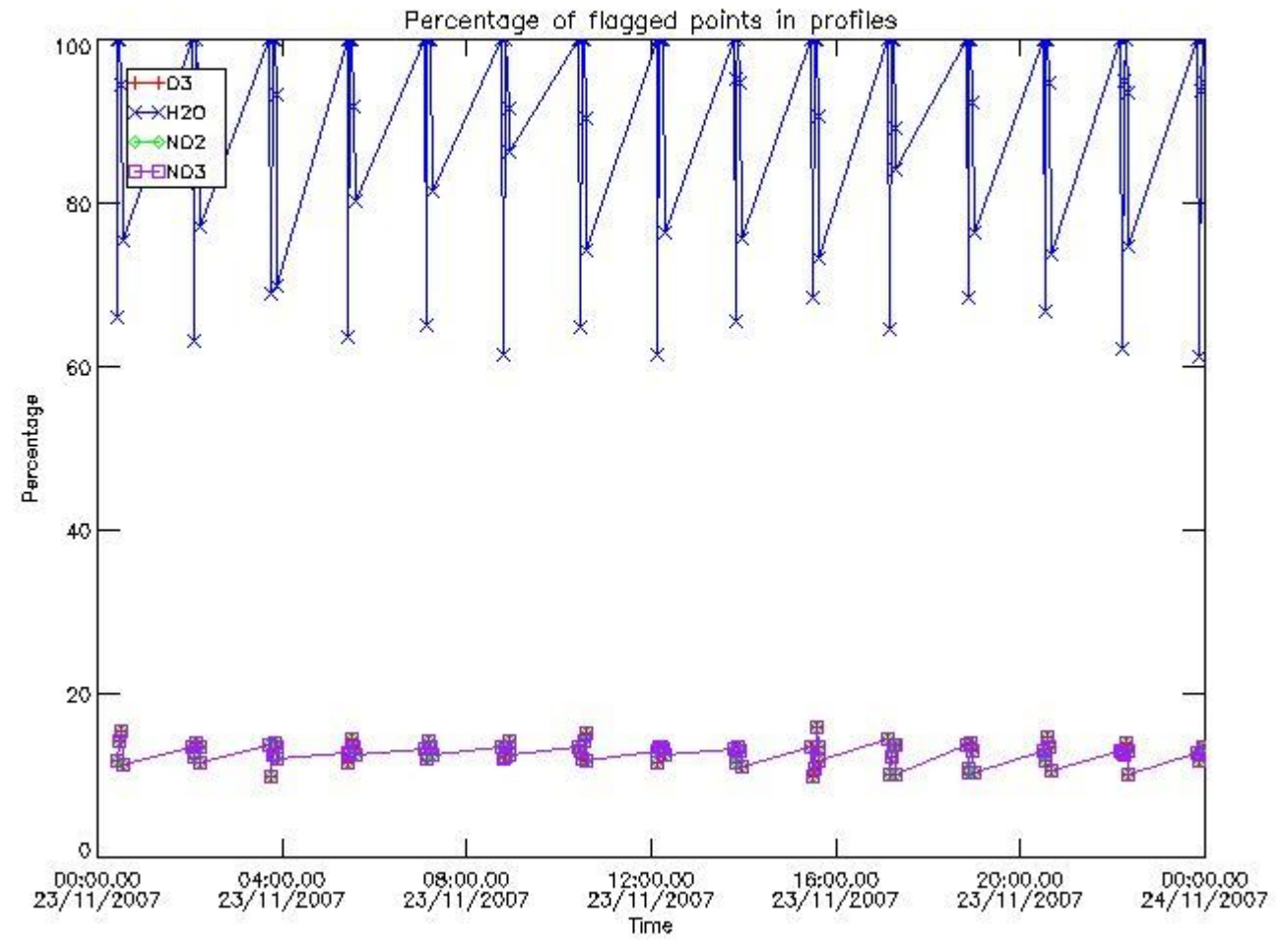
279	GOM_NL__2PRFIN20071123_202223_000000452063_00357_29970_3895.N1	23-NOV-2007 20:22:23	Twilight	44.500	100	4Gam Crv	2.5800	13100.	89	29970	No
280	GOM_NL__2PRFIN20071123_202357_000000452063_00357_29970_3896.N1	23-NOV-2007 20:23:57	Twilight	45.000	171	2Eps Crv	3.0010	4250.0	90	29970	No
281	GOM_NL__2PRFIN20071123_202942_000000392063_00357_29970_3897.N1	23-NOV-2007 20:29:42	Dark	39.000	64	Gam Cen	2.2000	10600.	78	29970	No
282	GOM_NL__2PRFIN20071123_203155_000000412063_00357_29970_3898.N1	23-NOV-2007 20:31:55	Dark	41.000	26	Gam Cru	1.6240	2900.0	82	29970	No
283	GOM_NL__2PRFIN20071123_203323_000000432063_00358_29971_3887.N1	23-NOV-2007 20:33:23	Dark	43.000	113	Mu Vel	2.6920	5000.0	86	29971	No
284	GOM_NL__2PRFIN20071123_203553_000000382063_00358_29971_3888.N1	23-NOV-2007 20:35:53	Dark	38.000	124	The Car	2.7640	30000.	76	29971	No
285	GOM_NL__2PRFIN20071123_203844_000000382063_00358_29971_3889.N1	23-NOV-2007 20:38:44	Dark	37.500	29	Bet Car	1.6720	10200.	75	29971	No
286	GOM_NL__2PRFIN20071123_204013_000000482063_00358_29971_3890.N1	23-NOV-2007 20:40:13	Dark	47.500	41	Eps Car	1.8600	4100.0	95	29971	No
287	GOM_NL__2PRFIN20071123_205341_000000372063_00358_29971_3891.N1	23-NOV-2007 20:53:41	Straylight	37.000	157	The1Eri	2.9060	9300.0	74	29971	No
288	GOM_NL__2PRFIN20071123_210610_000000412063_00358_29971_3892.N1	23-NOV-2007 21:06:10	Twilight	41.000	94	92Alp Cet	2.5260	3100.0	82	29971	No
289	GOM_NL__2PRFIN20071123_211114_000000362063_00358_29971_3893.N1	23-NOV-2007 21:11:14	Bright	35.500	105	6Bet Ari	2.6450	8900.0	71	29971	No
290	GOM_NL__2PRFIN20071123_211502_000000352063_00358_29971_3894.N1	23-NOV-2007 21:15:02	Bright	35.000	173	4Bet Tri	3.0040	8900.0	70	29971	No
291	GOM_NL__2PRFIN20071123_211654_000000372063_00358_29971_3895.N1	23-NOV-2007 21:16:54	Bright	37.000	79	26Bet Per	2.3100	13100.	74	29971	No
292	GOM_NL__2PRFIN20071123_212026_000000352063_00358_29971_3896.N1	23-NOV-2007 21:20:26	Bright	35.000	160	23Gam Per	2.9300	4700.0	70	29971	No
293	GOM_NL__2PRFIN20071123_212216_000000352063_00358_29971_3897.N1	23-NOV-2007 21:22:16	Bright	34.500	110	37Del Cas	2.6780	8900.0	69	29971	No
294	GOM_NL__2PRFIN20071123_213018_000000372063_00358_29971_3898.N1	23-NOV-2007 21:30:18	Bright	36.500	49	1Alp UMi	1.9900	6300.0	73	29971	No
295	GOM_NL__2PRFIN20071123_213451_000000372063_00358_29971_3899.N1	23-NOV-2007 21:34:51	Bright	36.500	60	7Bet UMi	2.0810	3950.0	73	29971	No
296	GOM_NL__2PRFIN20071123_214017_000000392063_00358_29971_3900.N1	23-NOV-2007 21:40:17	Bright	39.000	32	77Eps UMa	1.7630	11000.	78	29971	No
297	GOM_NL__2PRFIN20071123_214208_000000372063_00358_29971_3901.N1	23-NOV-2007 21:42:08	Bright	36.500	39	85Eta UMa	1.8540	24000.	73	29971	No
298	GOM_NL__2PRFIN20071123_214452_000000342063_00358_29971_3902.N1	23-NOV-2007 21:44:52	Bright	34.000	180	27Gam Boo	3.0400	8000.0	68	29971	No
299	GOM_NL__2PRFIN20071123_215021_000000332063_00358_29971_3903.N1	23-NOV-2007 21:50:21	Bright	33.000	3	16Alp Boo	-0.050000	4250.0	66	29971	No
300	GOM_NL__2PRFIN20071123_215339_000000372063_00358_29971_3904.N1	23-NOV-2007 21:53:39	Bright	37.000	138	47Eps Vir	2.8280	4700.0	74	29971	No
301	GOM_NL__2PRFIN20071123_215741_000000402063_00358_29971_3905.N1	23-NOV-2007 21:57:41	Bright	40.000	121	29Gam Vir	2.7400	7200.0	80	29971	No
302	GOM_NL__2PRFIN20071123_220300_000000432063_00358_29971_3906.N1	23-NOV-2007 22:03:00	Twilight	42.500	100	4Gam Crv	2.5800	13100.	85	29971	No
303	GOM_NL__2PRFIN20071123_220433_000000452063_00358_29971_3907.N1	23-NOV-2007 22:04:33	Twilight	45.000	171	2Eps Crv	3.0010	4250.0	90	29971	No
304	GOM_NL__2PRFIN20071123_221018_000000402063_00358_29971_3908.N1	23-NOV-2007 22:10:18	Dark	39.500	64	Gam Cen	2.2000	10600.	79	29971	No
305	GOM_NL__2PRFIN20071123_221232_000000522063_00358_29971_3909.N1	23-NOV-2007 22:12:32	Dark	52.000	26	Gam Cru	1.6240	2900.0	104	29971	No
306	GOM_NL__2PRFIN20071123_221359_000000412063_00359_29972_3903.N1	23-NOV-2007 22:13:59	Dark	40.500	113	Mu Vel	2.6920	5000.0	81	29972	No
307	GOM_NL__2PRFIN20071123_221629_000000372063_00359_29972_3904.N1	23-NOV-2007 22:16:29	Dark	36.500	124	The Car	2.7640	30000.	73	29972	No
308	GOM_NL__2PRFIN20071123_221920_000000392063_00359_29972_3905.N1	23-NOV-2007 22:19:20	Dark	39.000	29	Bet Car	1.6720	10200.	78	29972	No
309	GOM_NL__2PRFIN20071123_222049_000000502063_00359_29972_3906.N1	23-NOV-2007 22:20:49	Dark	50.000	41	Eps Car	1.8600	4100.0	100	29972	No
310	GOM_NL__2PRFIN20071123_223417_000000372063_00359_29972_3907.N1	23-NOV-2007 22:34:17	Straylight	37.000	157	The1Eri	2.9060	9300.0	74	29972	No
311	GOM_NL__2PRFIN20071123_224646_000000452063_00359_29972_3908.N1	23-NOV-2007 22:46:46	Twilight	44.500	94	92Alp Cet	2.5260	3100.0	89	29972	No
312	GOM_NL__2PRFIN20071123_225150_000000372063_00359_29972_3909.N1	23-NOV-2007 22:51:50	Bright	36.500	105	6Bet Ari	2.6450	8900.0	73	29972	No
313	GOM_NL__2PRFIN20071123_225538_000000342063_00359_29972_3910.N1	23-NOV-2007 22:55:38	Bright	34.000	173	4Bet Tri	3.0040	8900.0	68	29972	No
314	GOM_NL__2PRFIN20071123_225729_000000382063_00359_29972_3911.N1	23-NOV-2007 22:57:29	Bright	37.500	79	26Bet Per	2.3100	13100.	75	29972	No
315	GOM_NL__2PRFIN20071123_230014_000000272063_00359_29972_3912.N1	23-NOV-2007 23:00:14	Bright	27.000	35	33Alp Per	1.7950	6250.0	54	29972	No
316	GOM_NL__2PRFIN20071123_230102_000000372063_00359_29972_3913.N1	23-NOV-2007 23:01:02	Bright	36.500	160	23Gam Per	2.9300	4700.0	73	29972	No
317	GOM_NL__2PRFIN20071123_230252_000000342063_00359_29972_3914.N1	23-NOV-2007 23:02:52	Bright	34.000	110	37Del Cas	2.6780	8900.0	68	29972	No
318	GOM_NL__2PRFIN20071123_231054_000000332063_00359_29972_3915.N1	23-NOV-2007 23:10:54	Bright	32.500	49	1Alp UMi	1.9900	6300.0	65	29972	No
319	GOM_NL__2PRFIN20071123_231527_000000382063_00359_29972_3916.N1	23-NOV-2007 23:15:27	Bright	37.500	60	7Bet UMi	2.0810	3950.0	75	29972	No
320	GOM_NL__2PRFIN20071123_232053_000000382063_00359_29972_3917.N1	23-NOV-2007 23:20:53	Bright	38.000	32	77Eps UMa	1.7630	11000.	76	29972	No
321	GOM_NL__2PRFIN20071123_232244_000000372063_00359_29972_3918.N1	23-NOV-2007 23:22:44	Bright	36.500	39	85Eta UMa	1.8540	24000.	73	29972	No
322	GOM_NL__2PRFIN20071123_232528_000000332063_00359_29972_3919.N1	23-NOV-2007 23:25:28	Bright	33.000	180	27Gam Boo	3.0400	8000.0	66	29972	No
323	GOM_NL__2PRFIN20071123_233057_000000332063_00359_29972_3920.N1	23-NOV-2007 23:30:57	Bright	33.000	3	16Alp Boo	-0.050000	4250.0	66	29972	No
324	GOM_NL__2PRFIN20071123_233415_000000362063_00359_29972_3921.N1	23-NOV-2007 23:34:15	Bright	35.500	138	47Eps Vir	2.8280	4700.0	71	29972	No
325	GOM_NL__2PRFIN20071123_233817_000000402063_00359_29972_3922.N1	23-NOV-2007 23:38:17	Bright	40.000	121	29Gam Vir	2.7400	7200.0	80	29972	No
326	GOM_NL__2PRFIN20071123_234336_000000432063_00359_29972_3923.N1	23-NOV-2007 23:43:36	Twilight	42.500	100	4Gam Crv	2.5800	13100.	85	29972	No
327	GOM_NL__2PRFIN20071123_234510_000000432063_00359_29972_3924.N1	23-NOV-2007 23:45:10	Twilight	42.500	171	2Eps Crv	3.0010	4250.0	85	29972	No
328	GOM_NL__2PRFIN20071123_235054_000000402063_00359_29972_3925.N1	23-NOV-2007 23:50:54	Dark	40.000	64	Gam Cen	2.2000	10600.	80	29972	No
329	GOM_NL__2PRFIN20071123_235308_000000432063_00359_29972_3926.N1	23-NOV-2007 23:53:08	Dark	43.000	26	Gam Cru	1.6240	2900.0	86	29972	No
330	GOM_NL__2PRFIN20071123_235436_000000412063_00360_29973_3913.N1	23-NOV-2007 23:54:36	Dark	40.500	113	Mu Vel	2.6920	5000.0	81	29973	No
331	GOM_NL__2PRFIN20071123_235705_000000382063_00360_29973_3914.N1	23-NOV-2007 23:57:05	Dark	37.500	124	The Car	2.7640	30000.	75	29973	No
332	GOM_NL__2PRFIN20071123_235956_000000382063_00360_29973_3915.N1	23-NOV-2007 23:59:56	Dark	38.000	29	Bet Car	1.6720	10200.	76	29973	No

### 3. Quality information per product

In this section it is plotted some information contained in the Quality Summary data set of

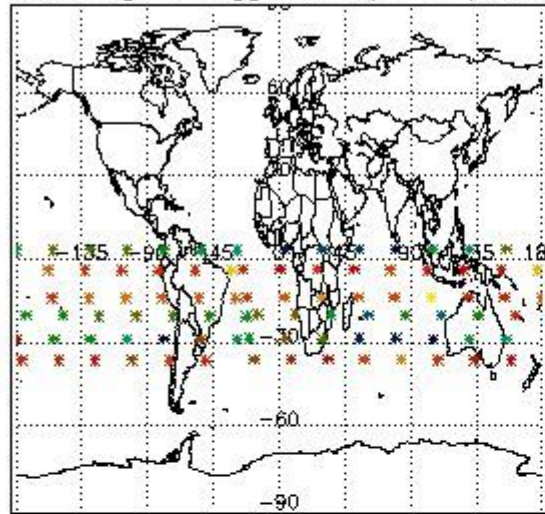
the level 2 products. Only products in dark limb conditions and without errors (error flag in the MPH set to "0") are used.

### 3.1 Plot quality information per product (time dependant)

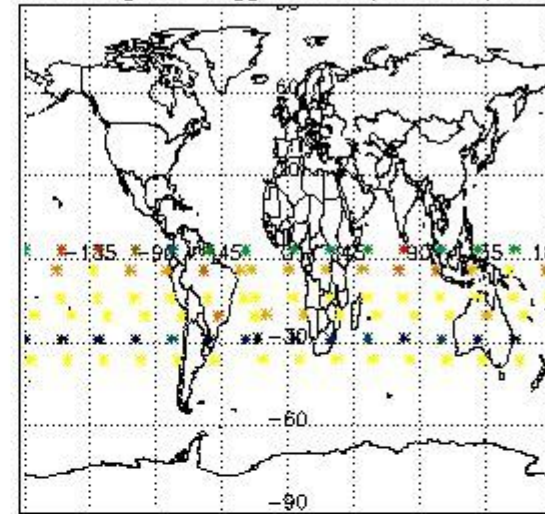


### 3.2 Plot quality information per product (world map)

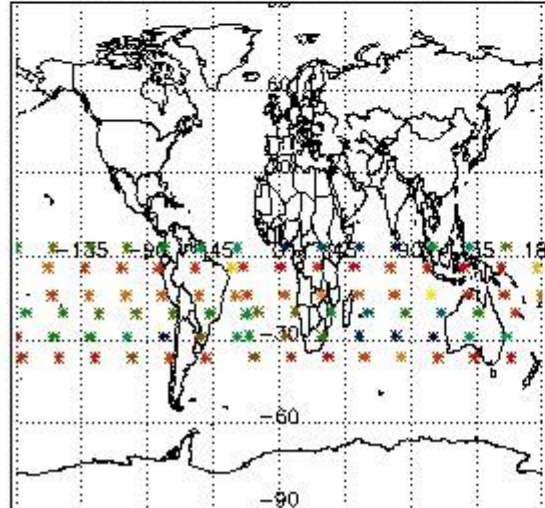
Percentage of flagged data per O3 profile



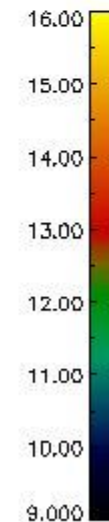
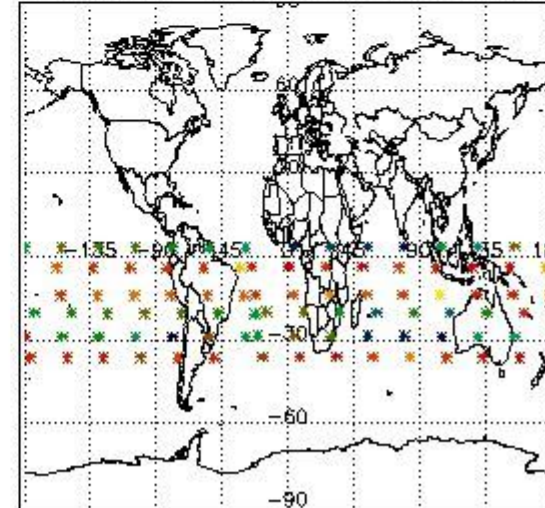
Percentage of flagged data per H2O profile



Percentage of flagged data per NO2 profile



Percentage of flagged data per NO3 profile



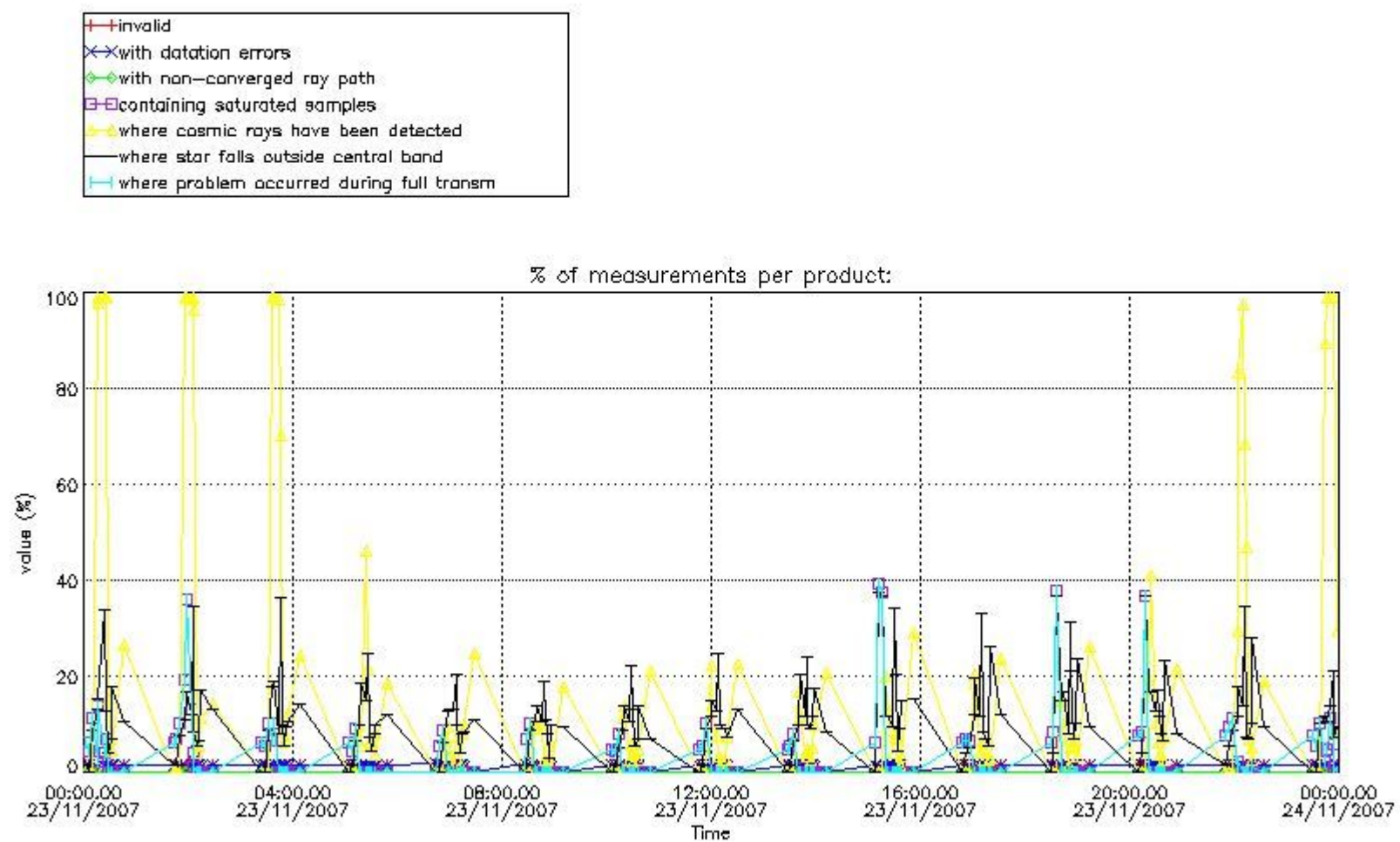
#### 4. Level 1 quality information per product

In this section it is plotted some information contained in the Quality Summary data set of the level 2 products that comes from the level 1b processing. Products without errors (error flag in the MPH set to "0") are used.

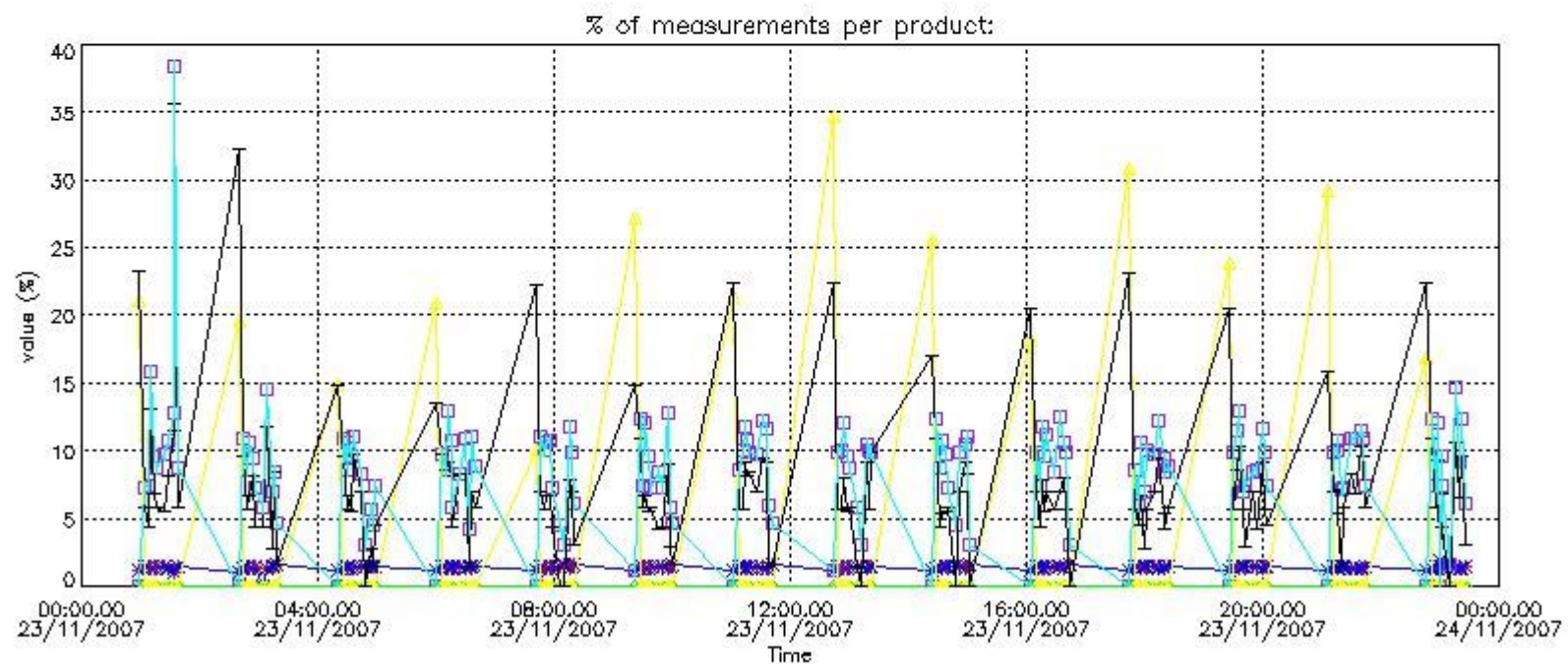
##### 4.1 Plot quality information per product (time dependant) coming from level 1b processing

##### 4.1.1 Plot level 1 quality information per product (time dependant): ENVISAT ASCENDING passes





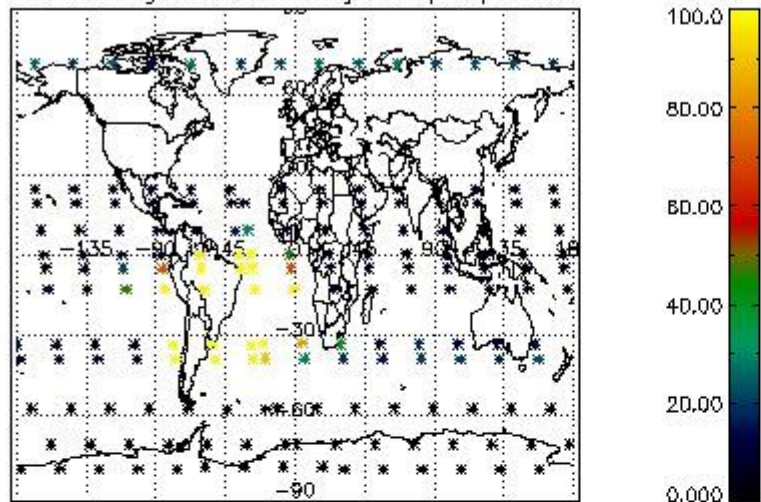
4.1.2 Plot level 1 quality information per product (time dependant): ENVI SAT DESCENDING passes



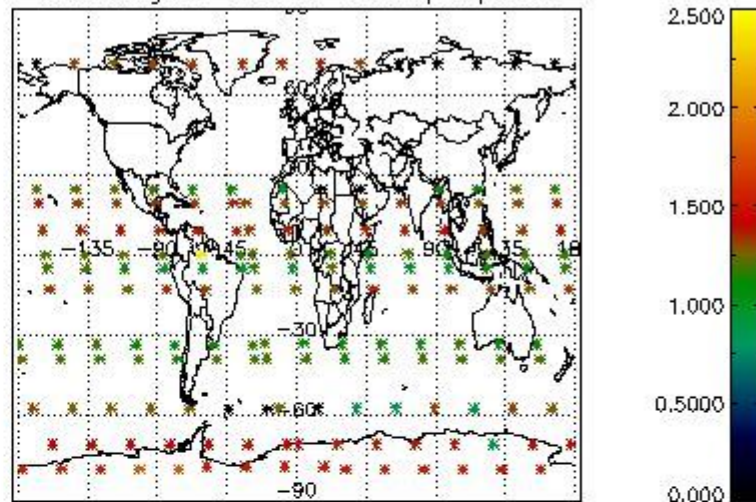
*4.2 Plot quality information per product coming from level 1b processing (world map)*

*4.2.1 Plot level 1 quality information per product (world map): ENVISAT ASCENDING passes*

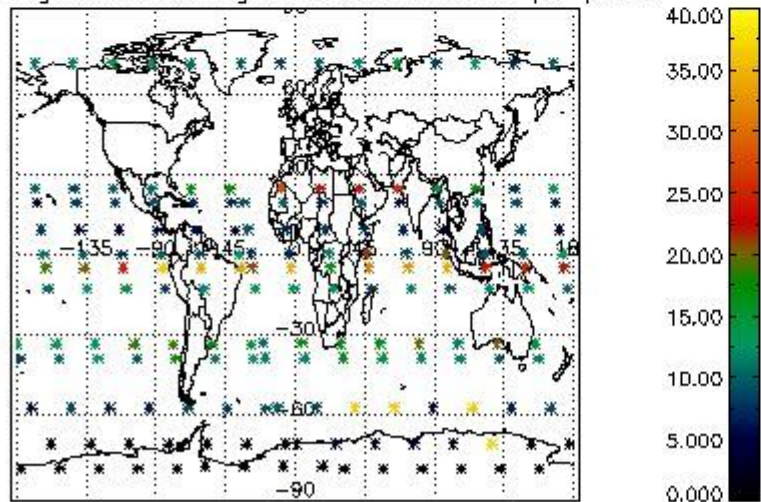
Percentage of cosmic ray hits per profile



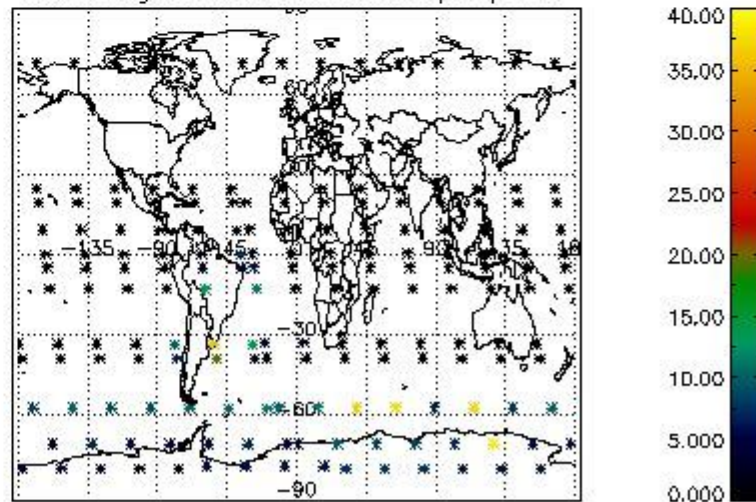
Percentage of datation errors per profile



Percentage of star falling outside central band per profile

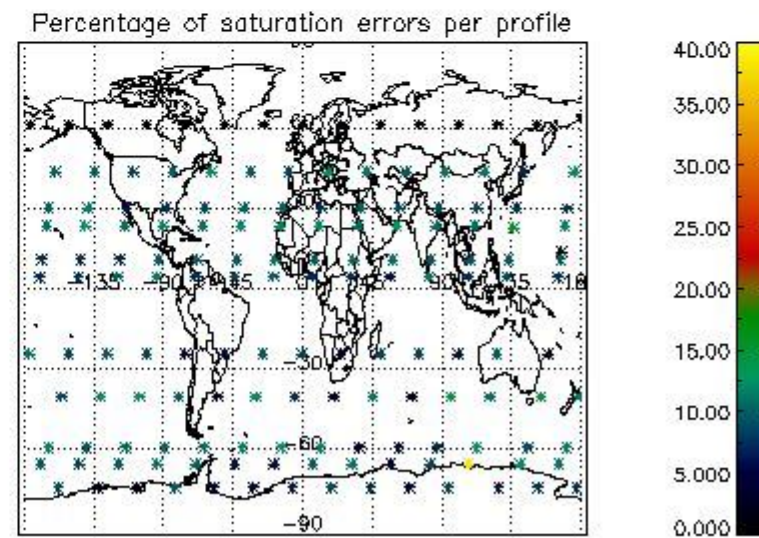
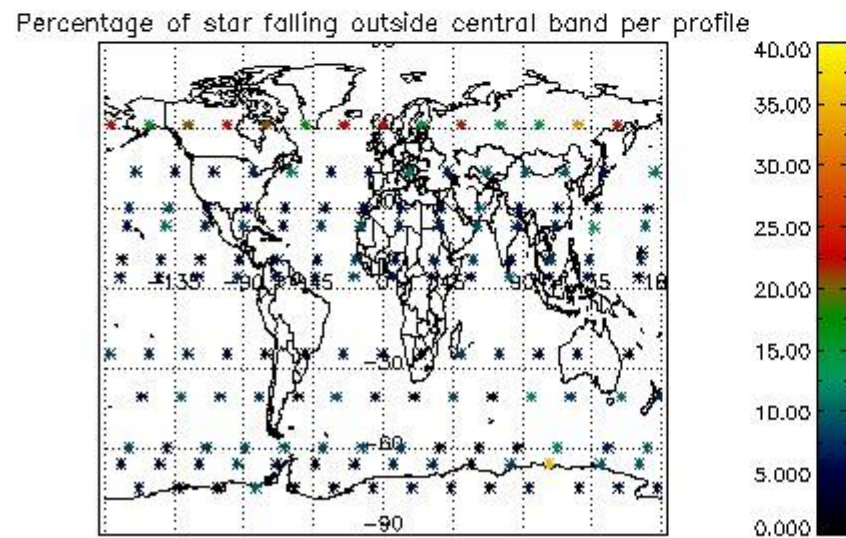
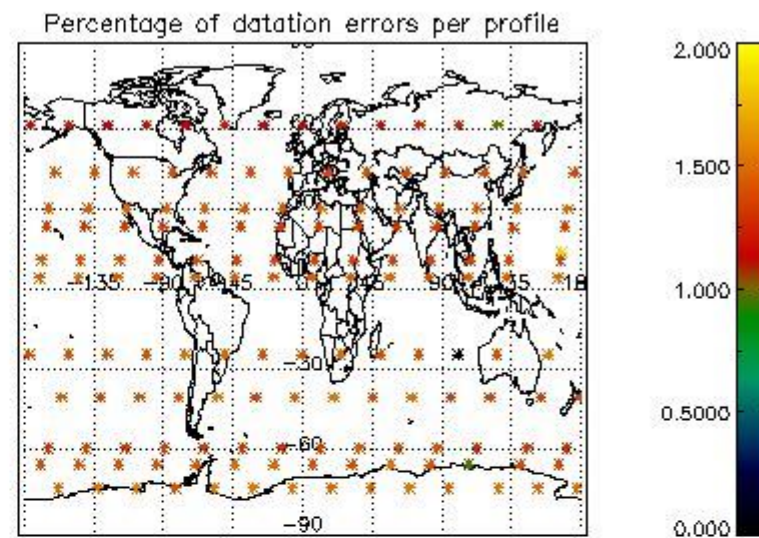
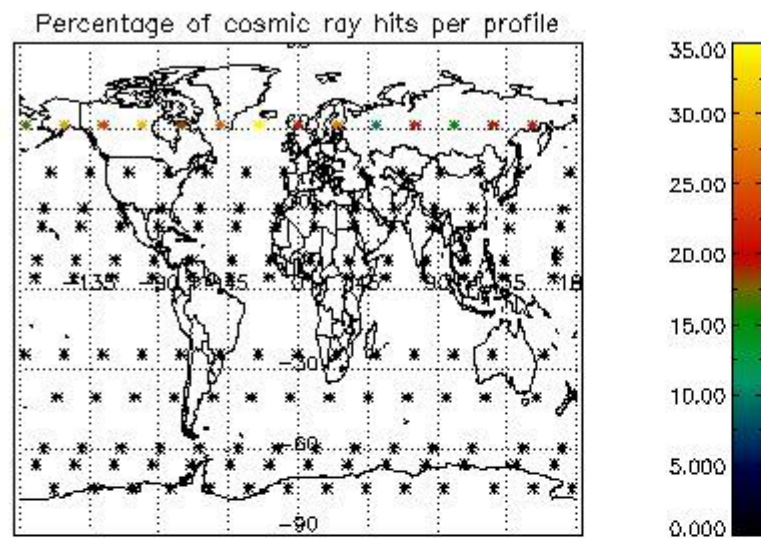


Percentage of saturation errors per profile



4.2.2 Plot level 1 quality information per product (world map): ENVISAT DESCENDING passes





## 5. Trace gas profiles

### 5.1 Ozone statistics based on quality of products

The final quality of the products can be "measured" using the STD (Standard Deviation) attached to every point profile. This information is written to the parameter GOM\_NL\_\_2P/NL\_LOCAL\_SPECIES\_DENSITY/o3\_std of the level 2 products. The table below shows the statistics for given STD ranges.

The statistics are given with respect to the overall valid production:

- Products without fatal errors: GOM\_NL\_\_2P/MPH/PRODUCT\_ERR=0
- Valid point profile: GOM\_NL\_\_2P/NL\_LOCAL\_SPECIES\_DENSITY/pcd(0)=0

The 'Criteria' is applied to valid points of dark limb products:

- Products in dark limb illumination condition: GOM\_NL\_\_2P/NL\_SUMMARY\_QUALITY/obs\_ill\_cond=0
- Products without fatal errors: GOM\_NL\_\_2P/MPH/PRODUCT\_ERR=0
- Valid point profile: GOM\_NL\_\_2P/NL\_LOCAL\_SPECIES\_DENSITY/pcd(0)=0

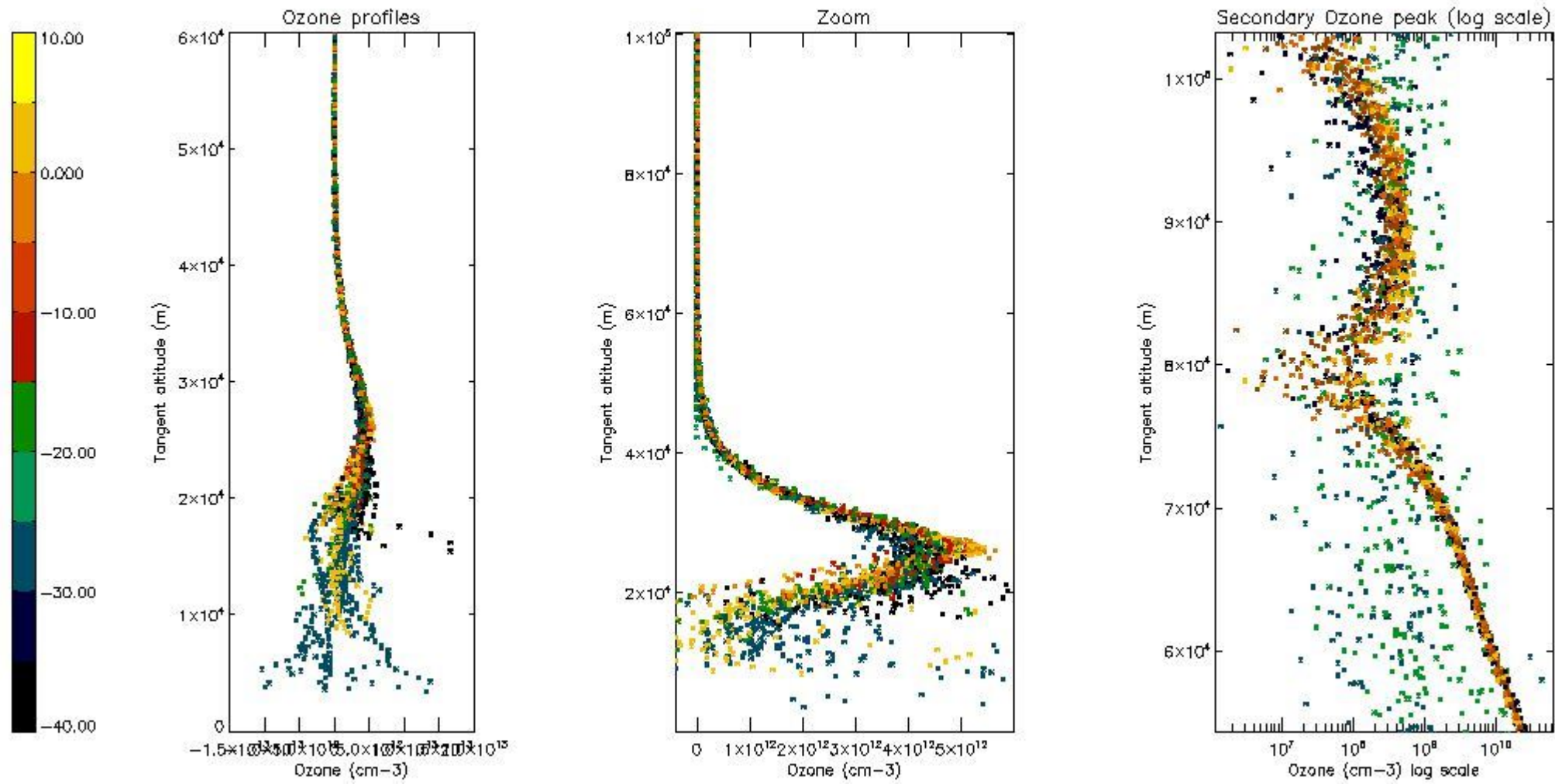
So, the table below shows the percentage of dark limb and valid observations for each criteria with respect to the overall valid daily observations.

Criteria	% of total production
All STD	29
STD < 20	14

STD < 10	11
STD < 5	4

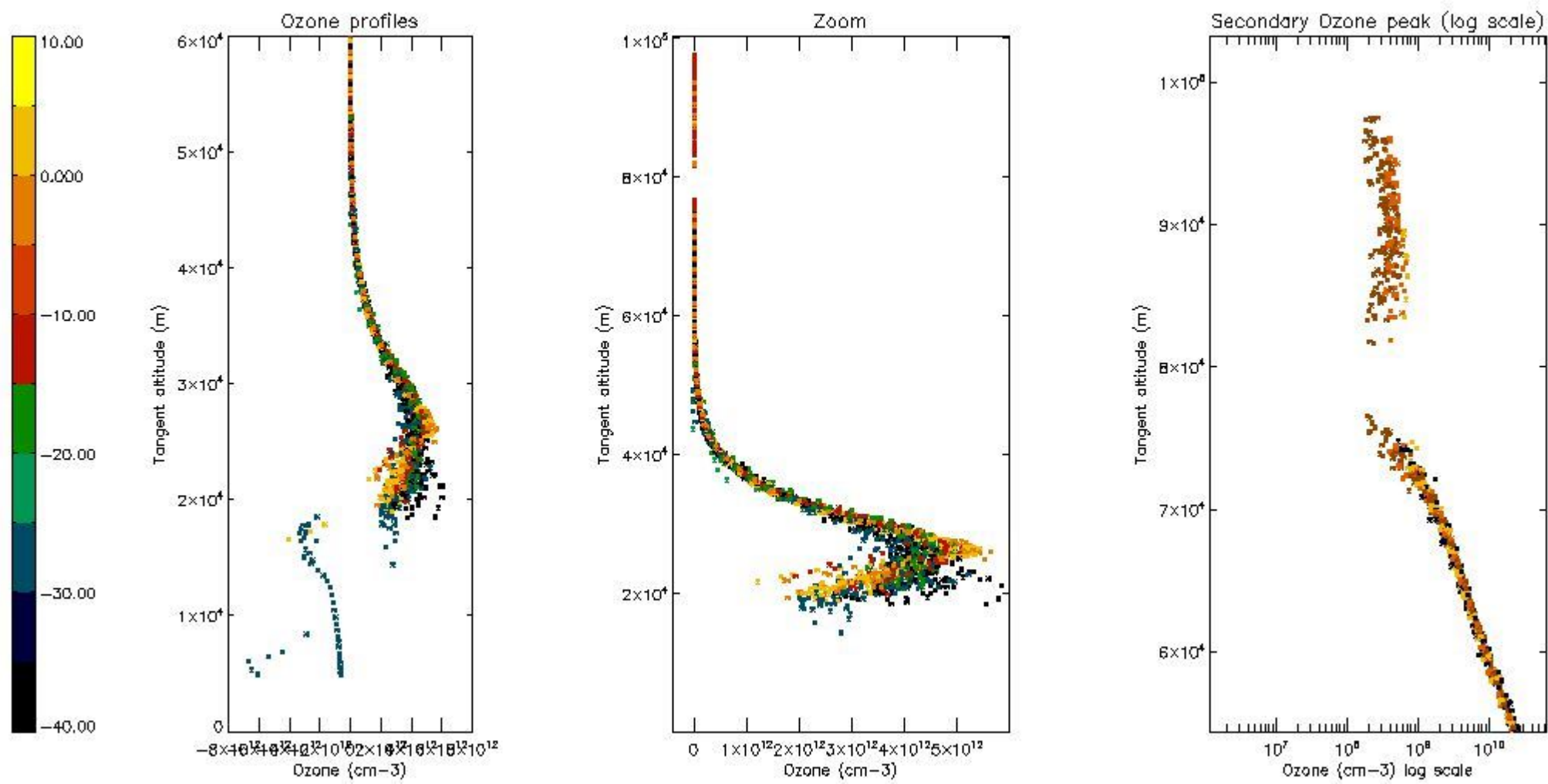
5.2 Plot ozone profiles for all STD (dark without errors)

The colorbar represents the latitude.



5.3 Plot ozone profiles where STD < 20% (dark without errors)

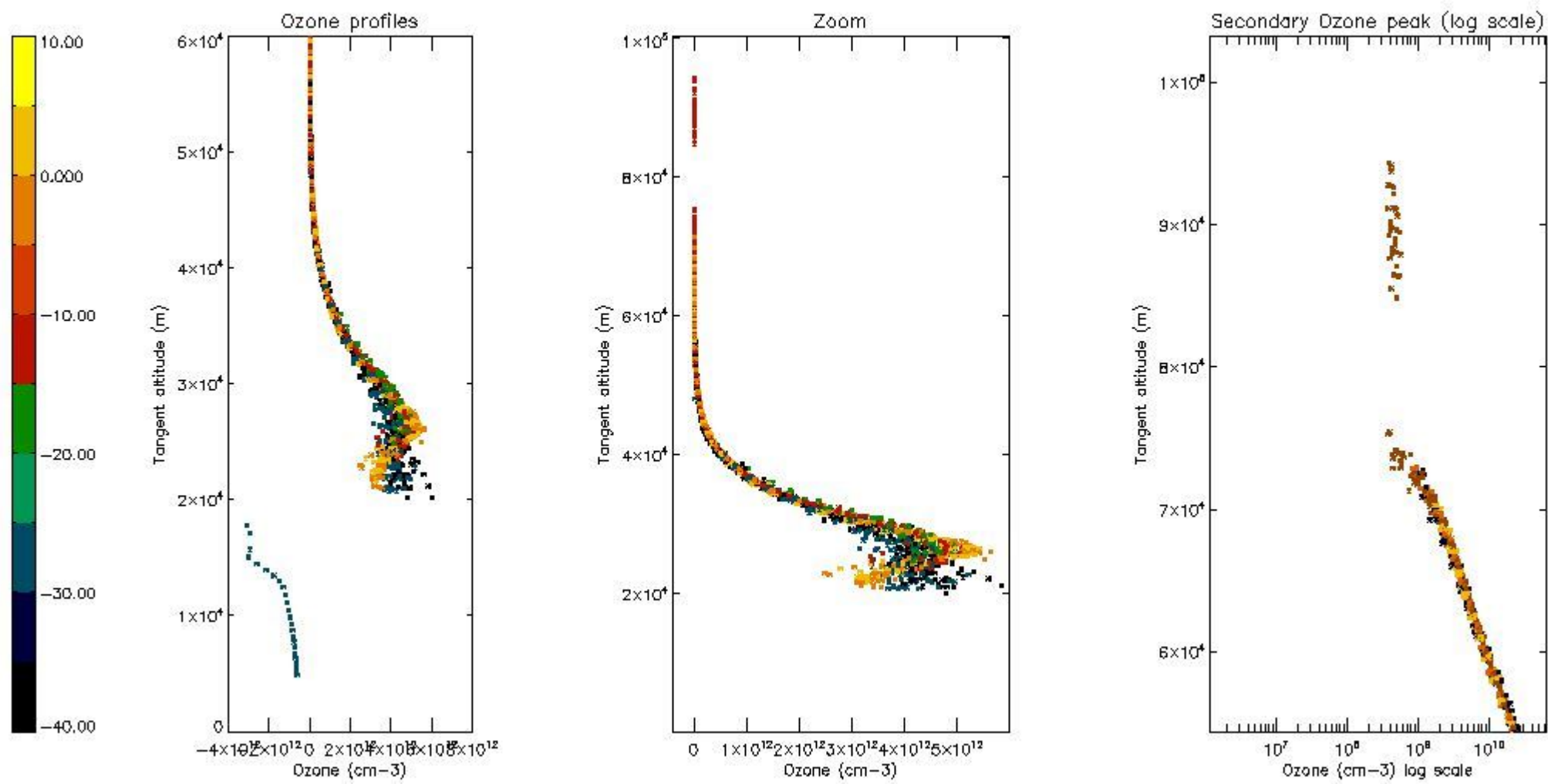
The colorbar represents the latitude.



*5.4 Plot ozone profiles where STD < 10% (dark without errors)*

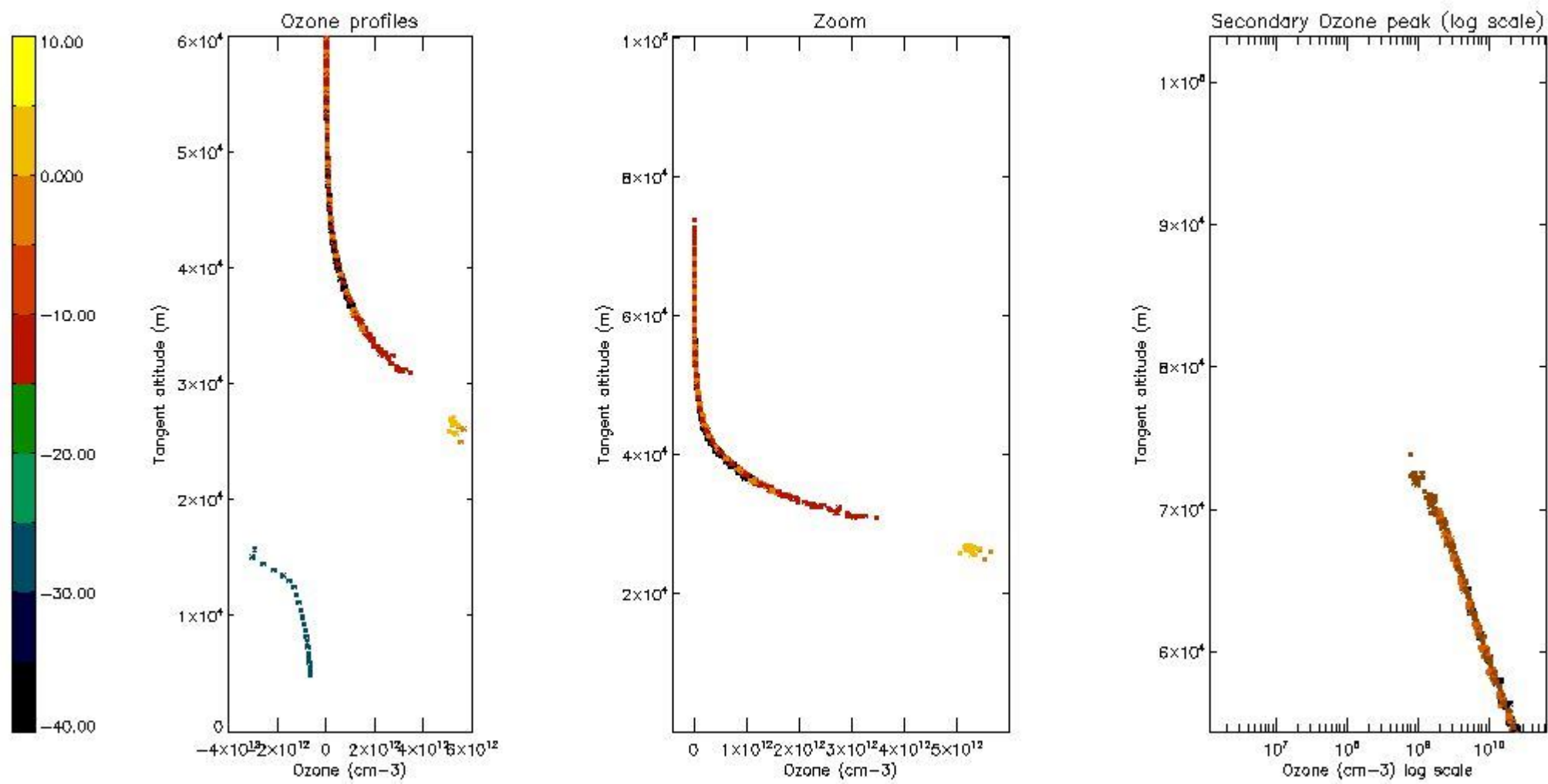
The colorbar represents the latitude.





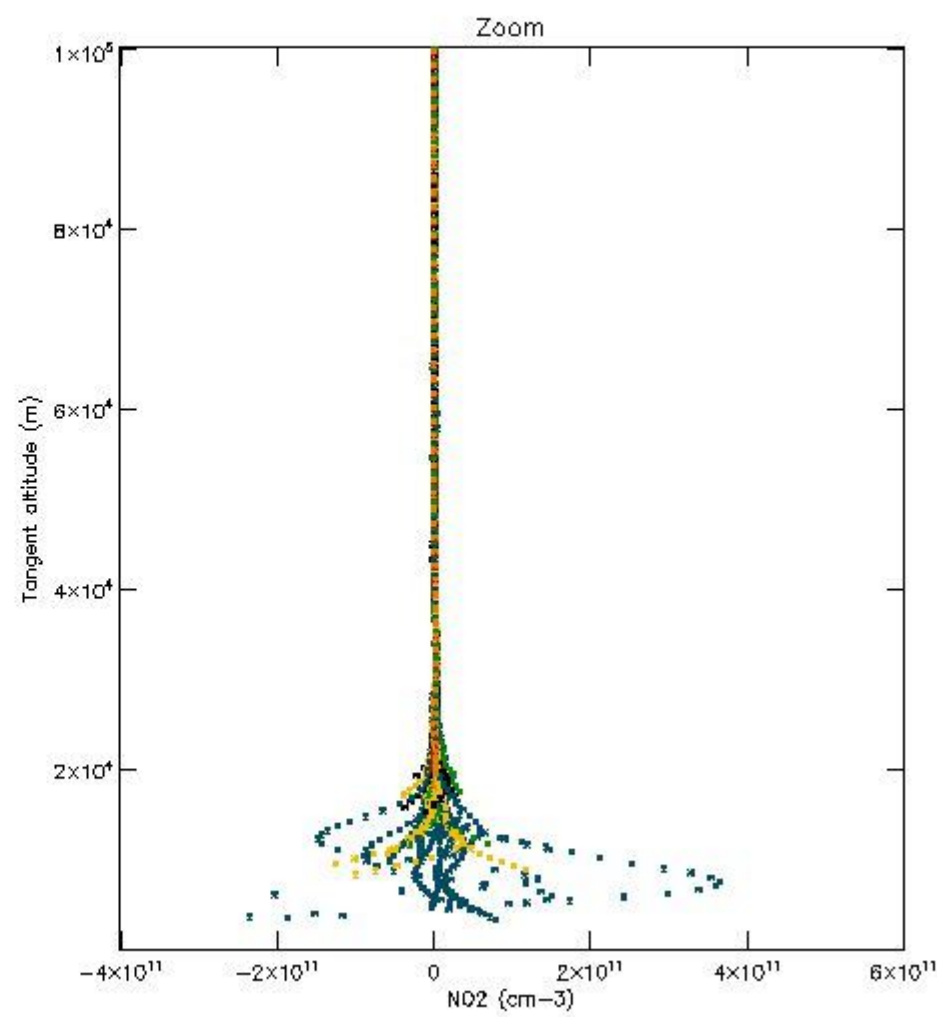
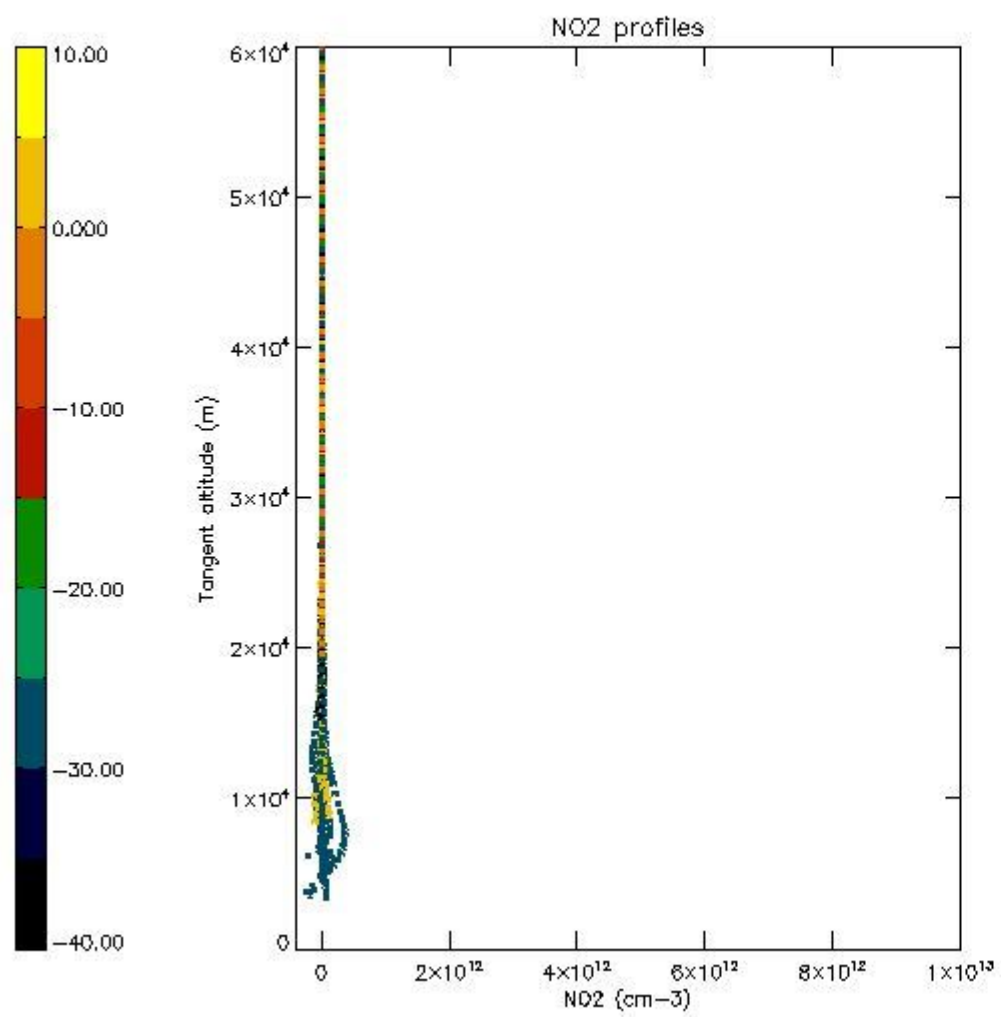
*5.5 Plot ozone profiles where STD < 5% (dark without errors)*

The colorbar represents the latitude.



*5.6 Plot NO<sub>2</sub> profiles for all STD (dark without errors)*

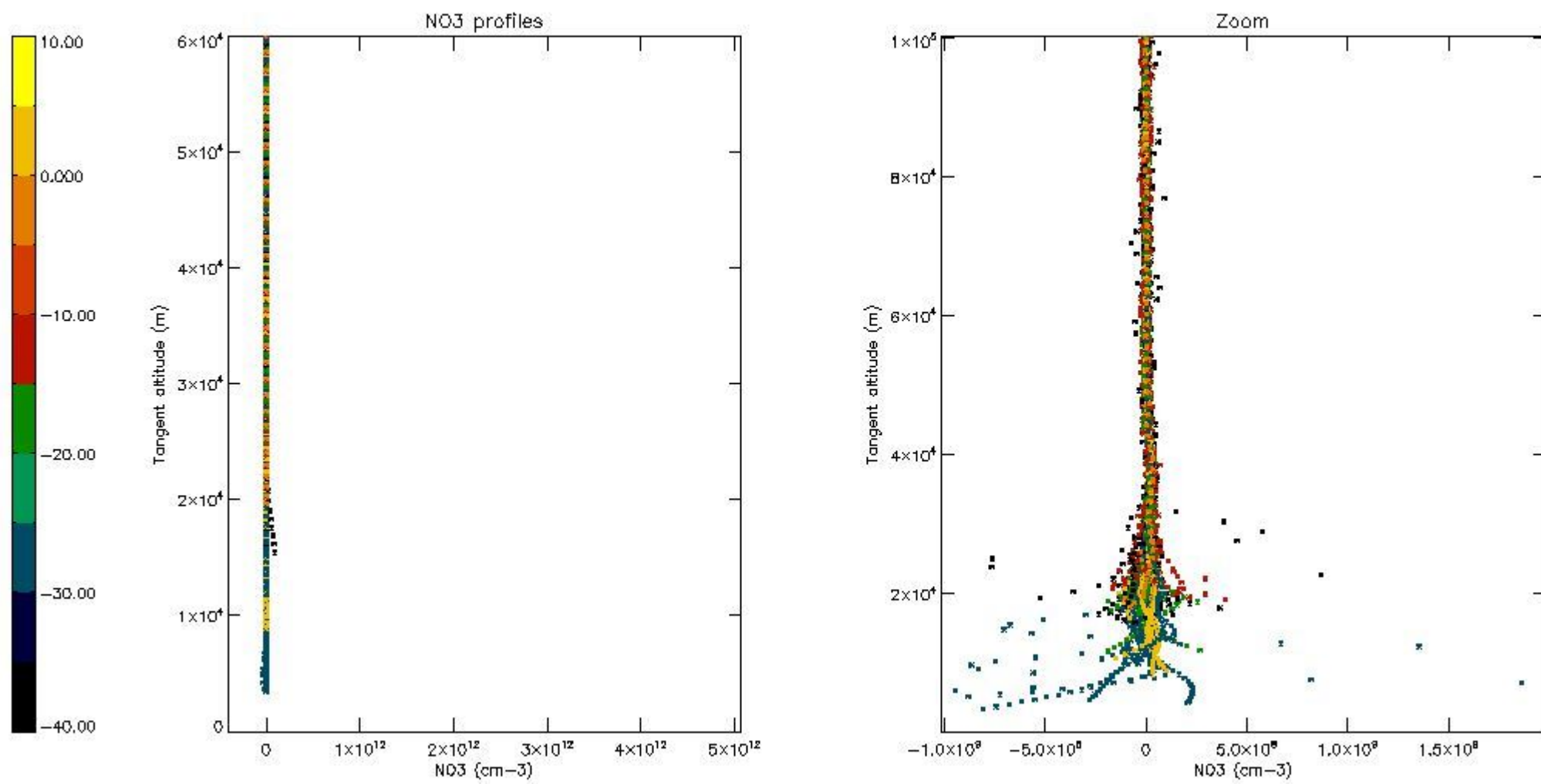
The colorbar represents the latitude.



*5.7 Plot NO3 profiles for all STD (dark without errors)*

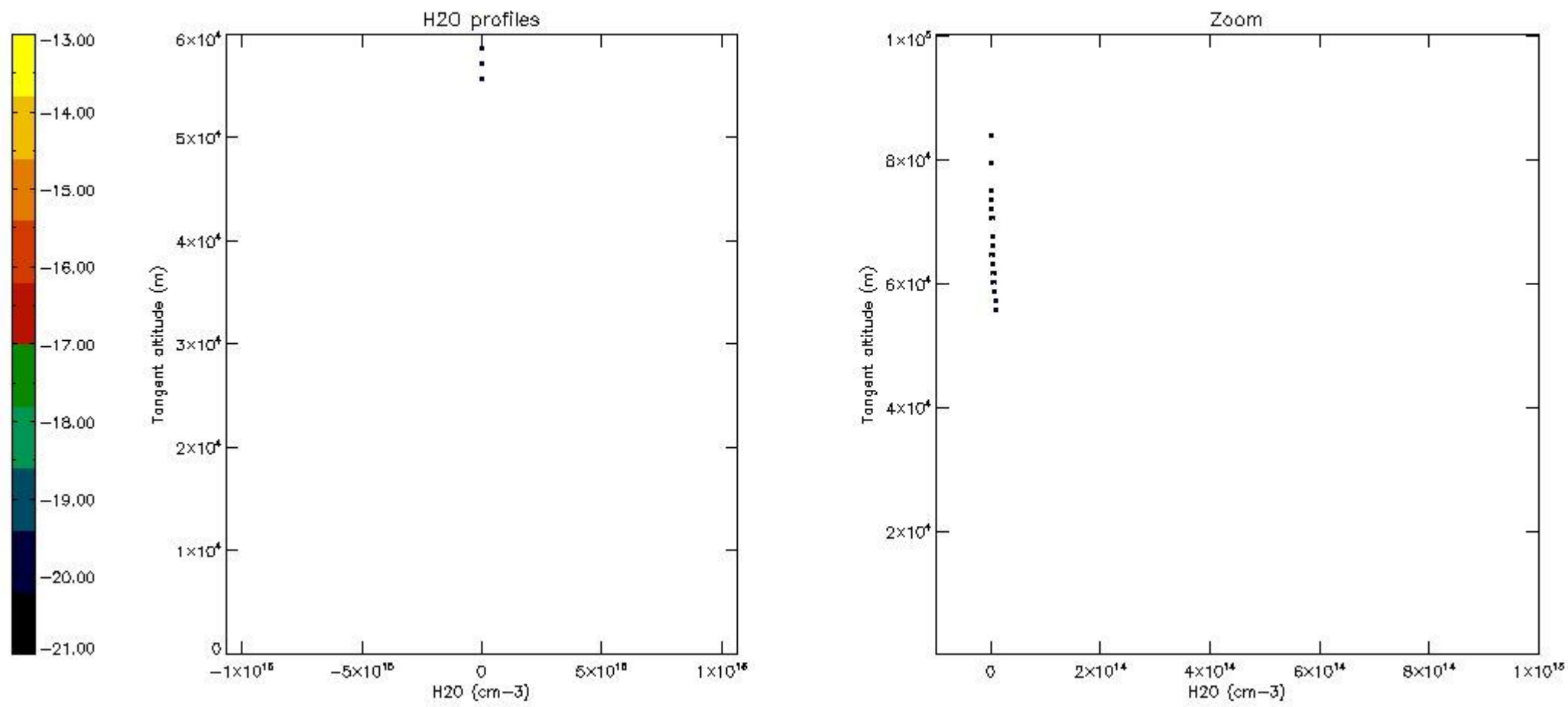
The colorbar represents the latitude.





*5.8 Plot H2O profiles for all STD (only for occultations of stars 1,2,3,4,13,14,16,26,63 dark without errors)*

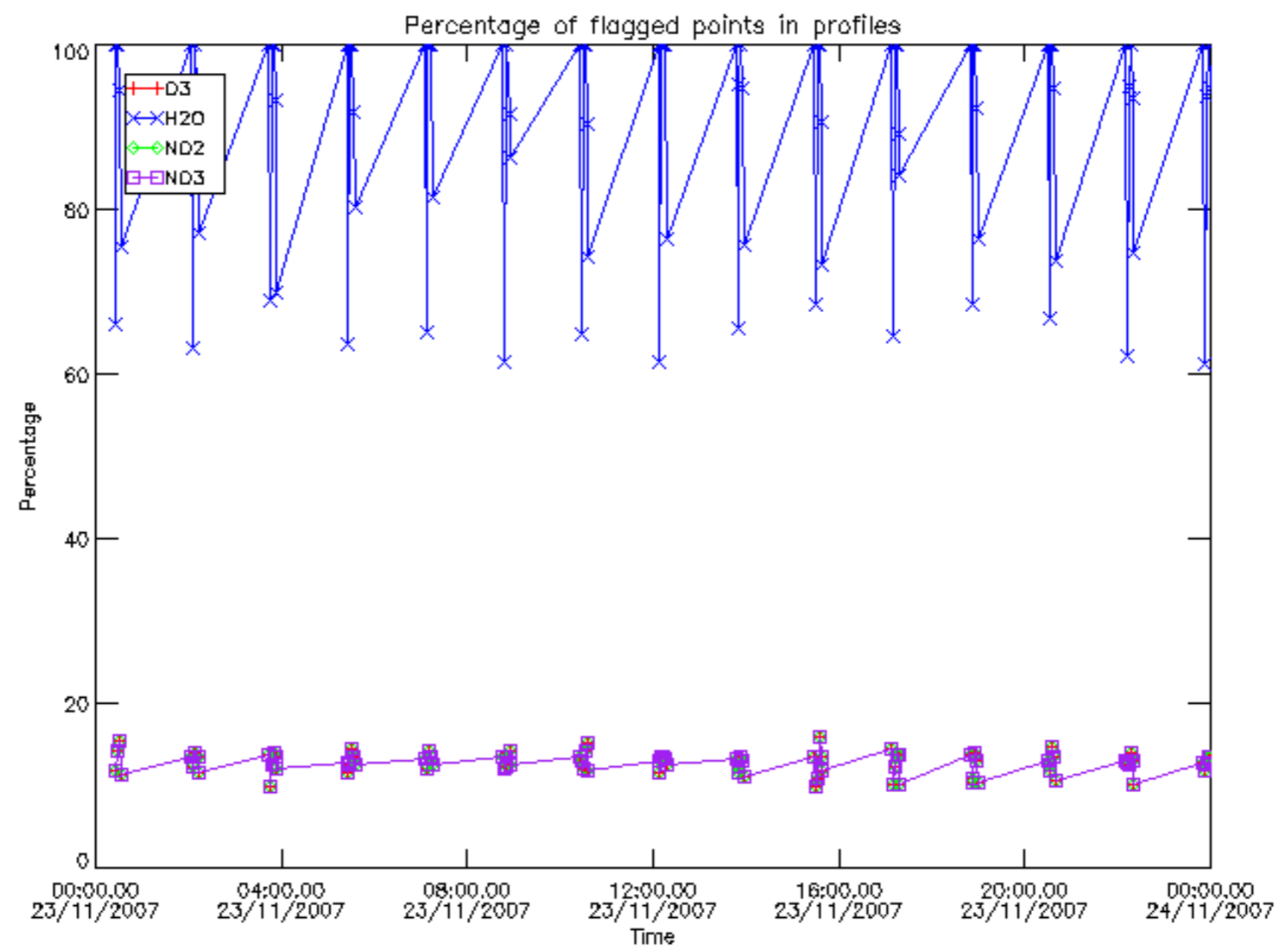
The colorbar represents the latitude.



## 6. Auxiliary Data Files used for the production reported in section 2

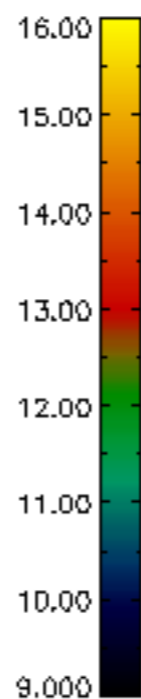
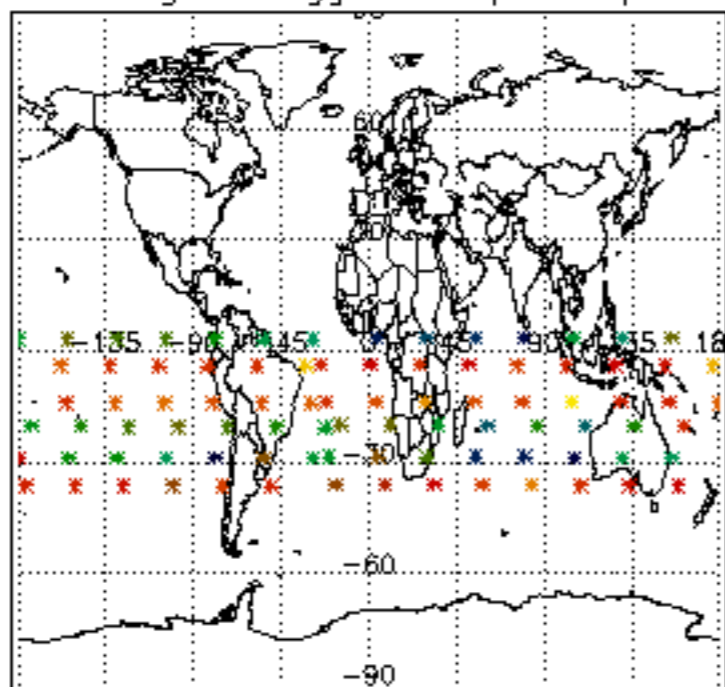
The number reported in the third column indicates since which file (see list in section 2) the corresponding auxiliary file has been used. The fourth column is the date of those product files.

Type	Auxiliary Filename	Used since product	Used since product date
INST_PHYS_CHARACTERISTICS	GOM_INS_AXVIEC20091111_143220_20030716_120000_20500101_000000	1	23-NOV-2007 00:02:59
LEVEL-2_PROC_CONFIG	GOM_PR2_AXVIEC20091111_152718_20020301_000000_20500101_000000	1	23-NOV-2007 00:02:59
CROSS_SECTIONS_FILE	GOM_CRS_AXVIEC20091111_154832_20020301_000000_20500101_000000	1	23-NOV-2007 00:02:59

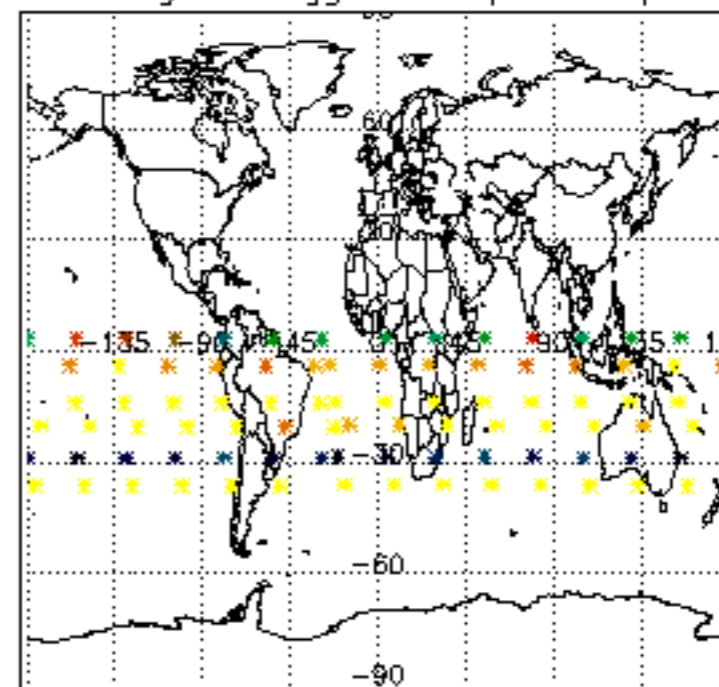




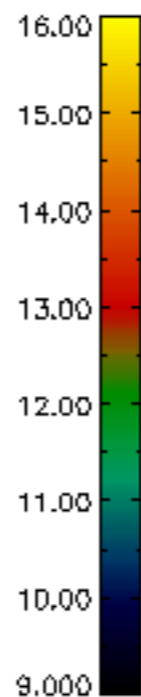
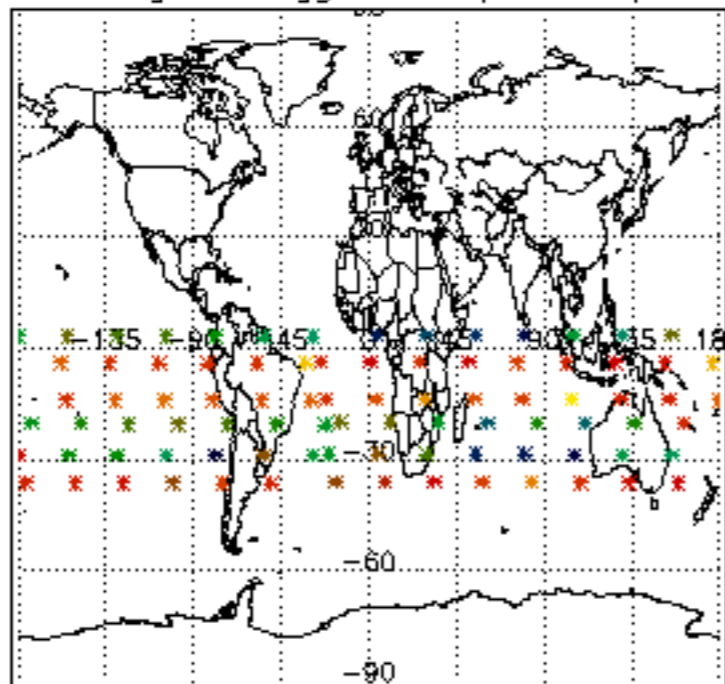
Percentage of flagged data per D3 profile



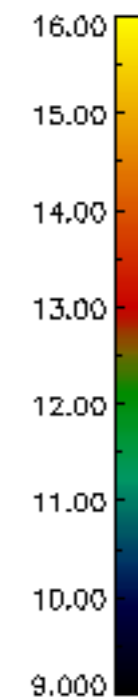
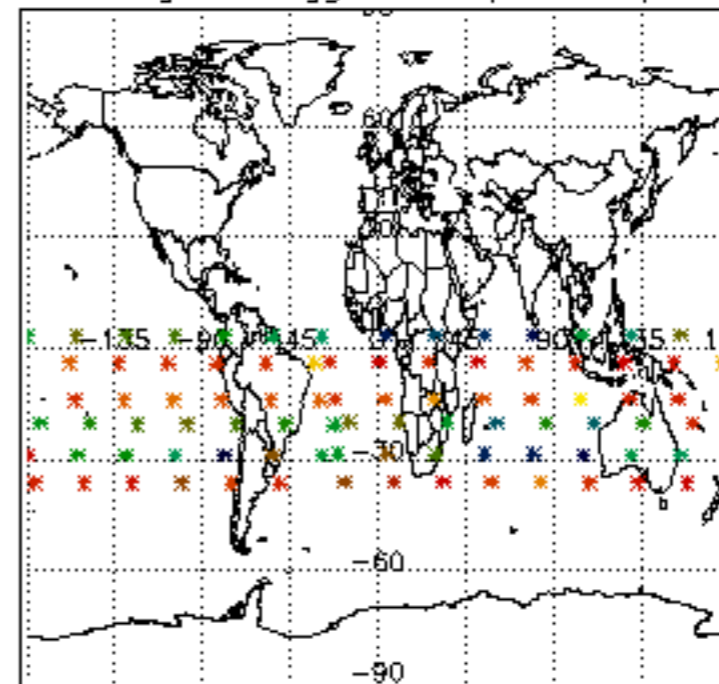
Percentage of flagged data per H2O profile

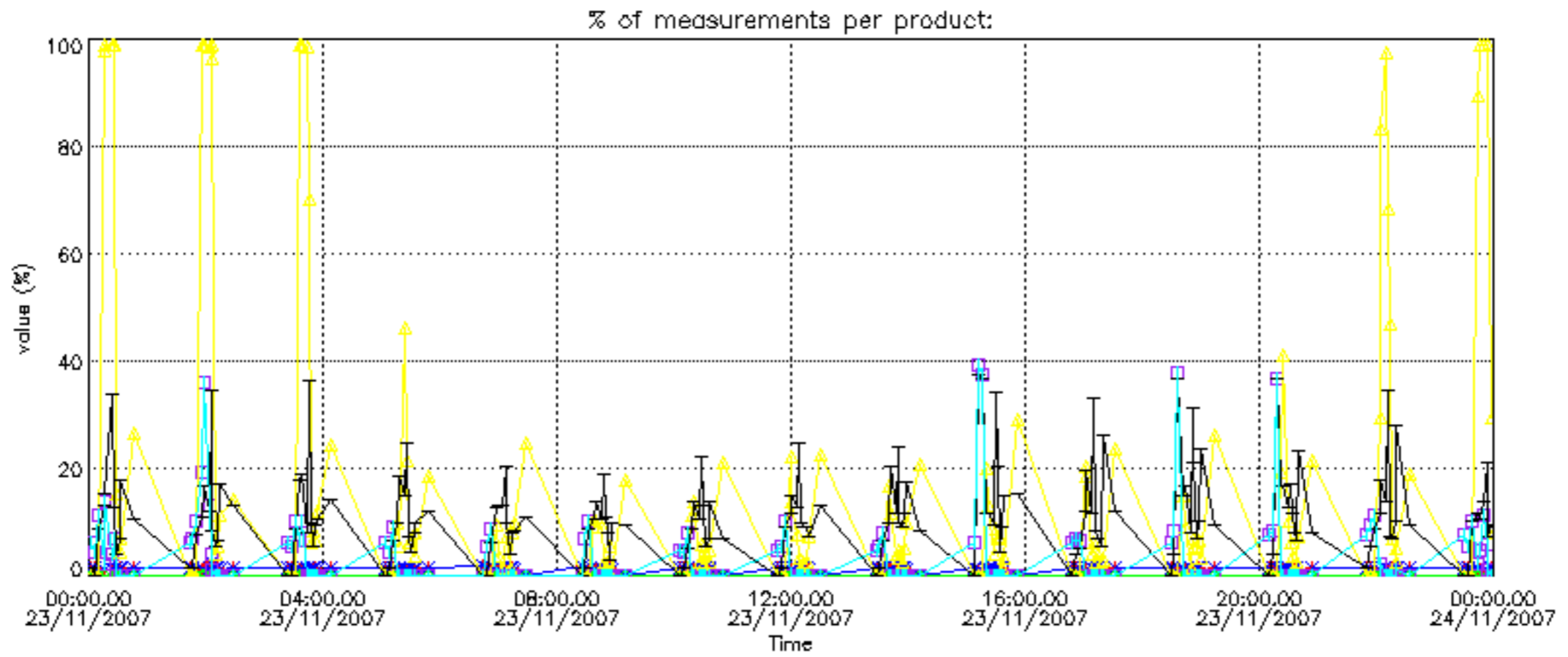


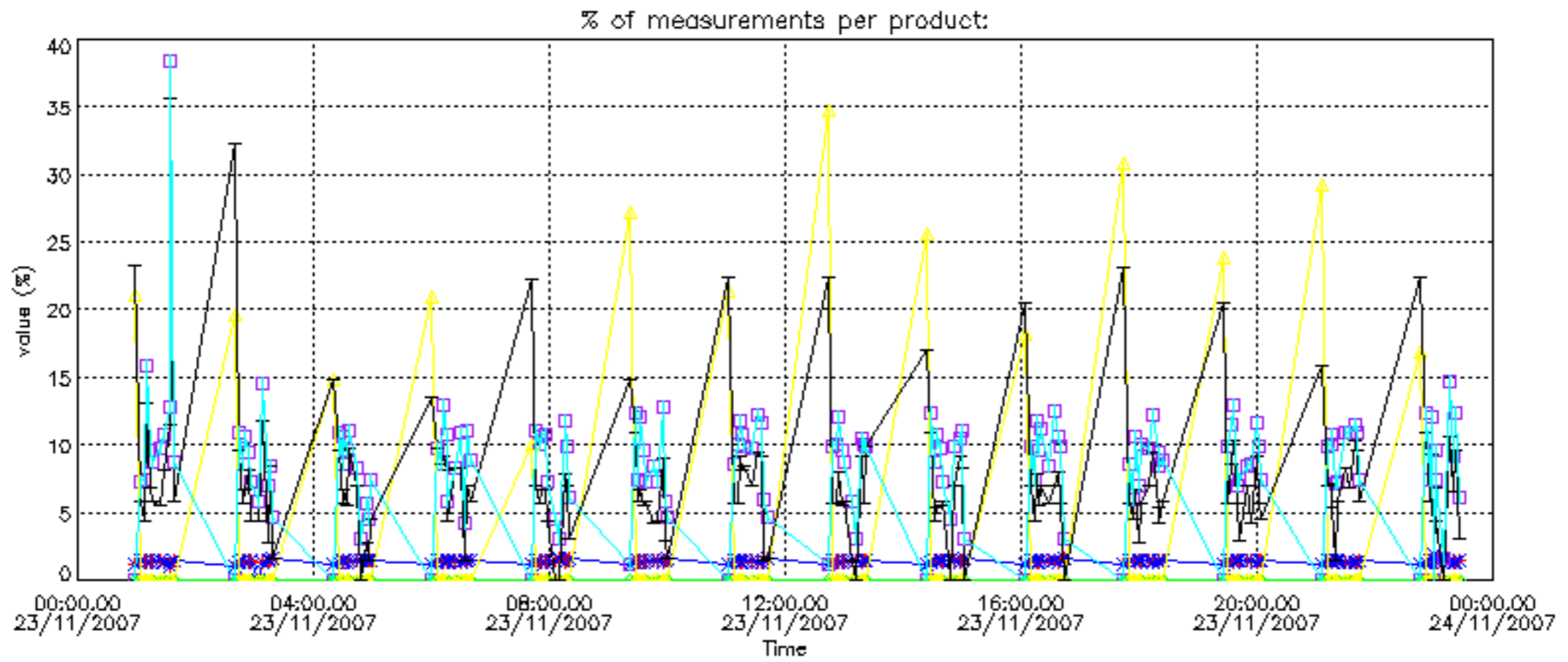
Percentage of flagged data per NO2 profile



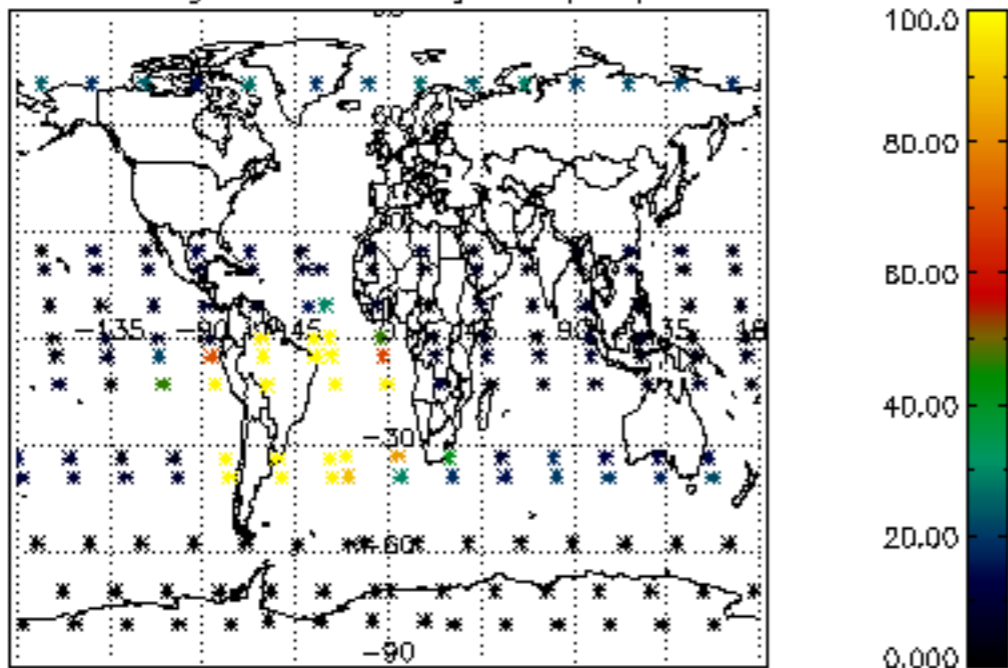
Percentage of flagged data per NO3 profile



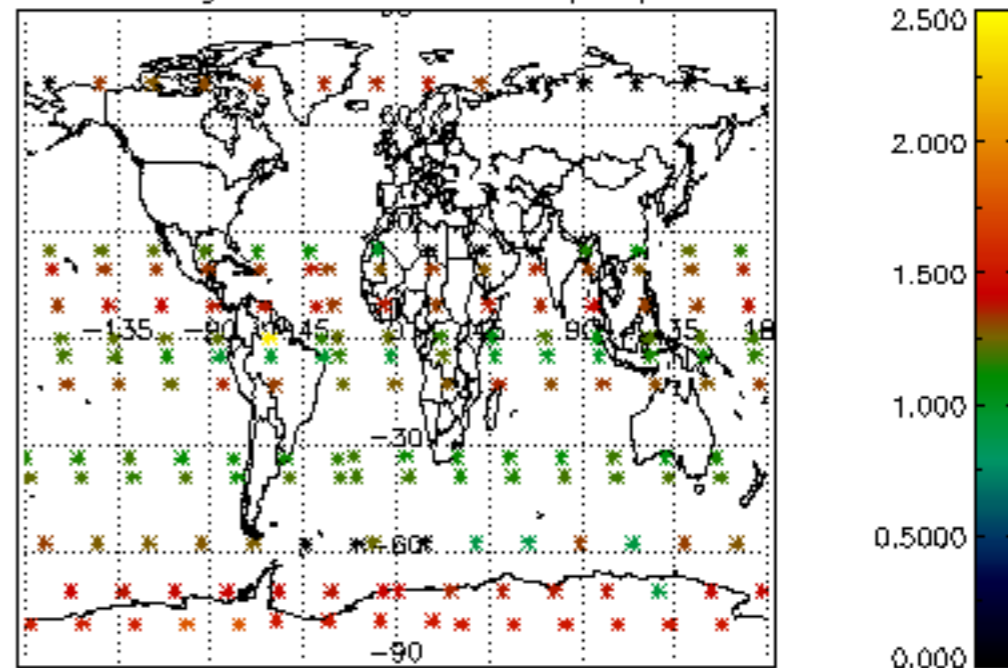




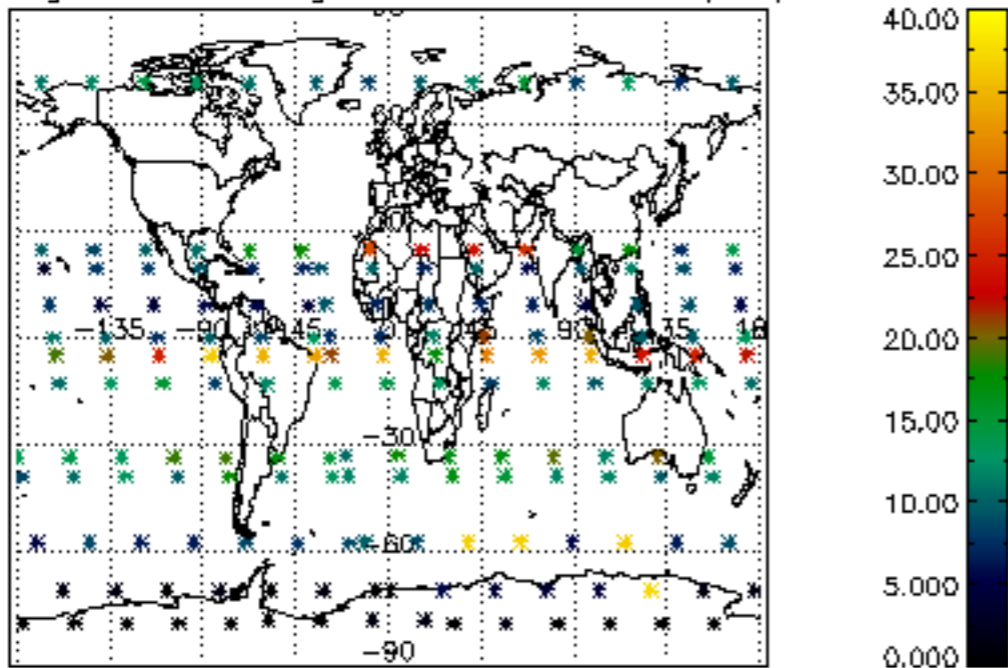
Percentage of cosmic ray hits per profile



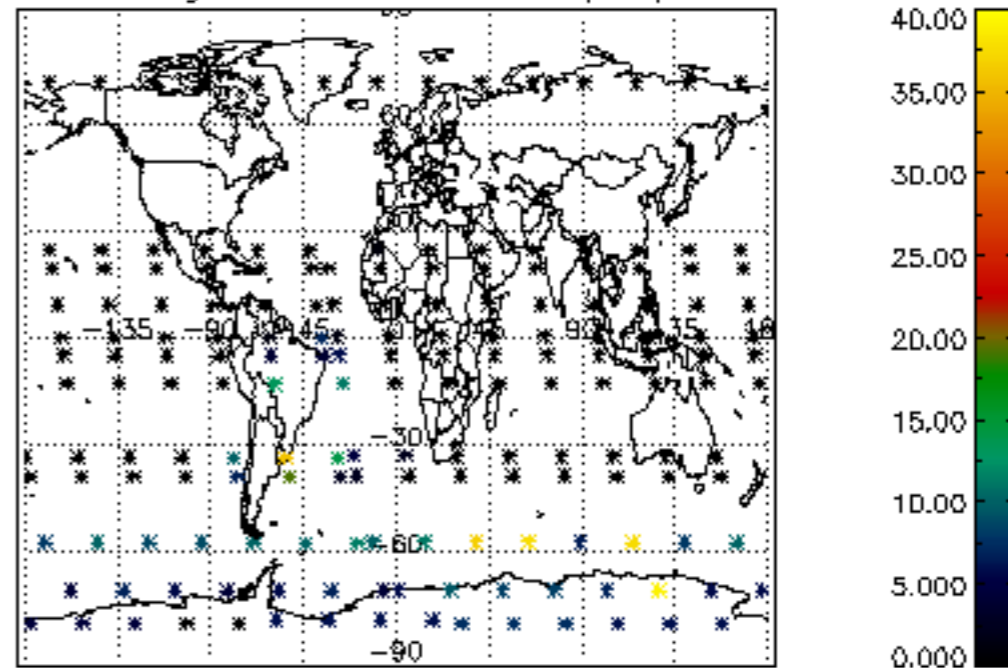
Percentage of datation errors per profile



Percentage of star falling outside central band per profile

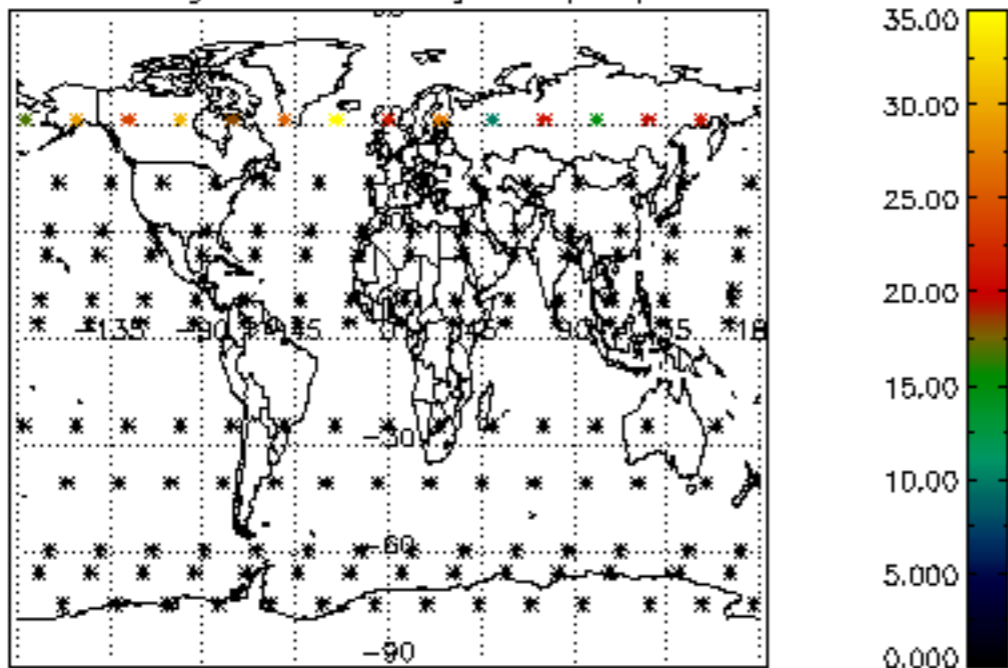


Percentage of saturation errors per profile

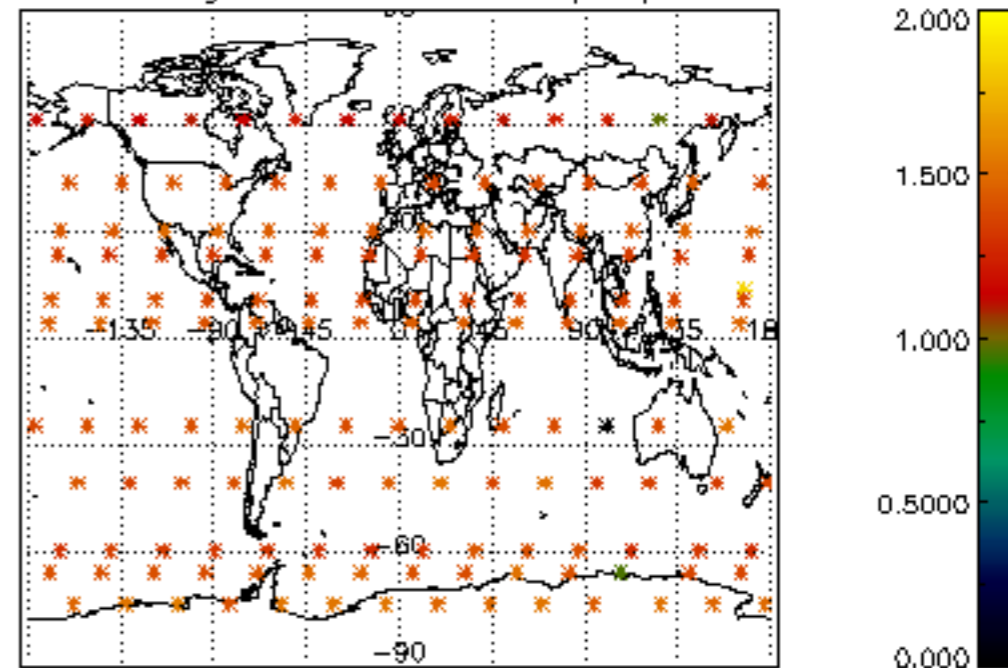




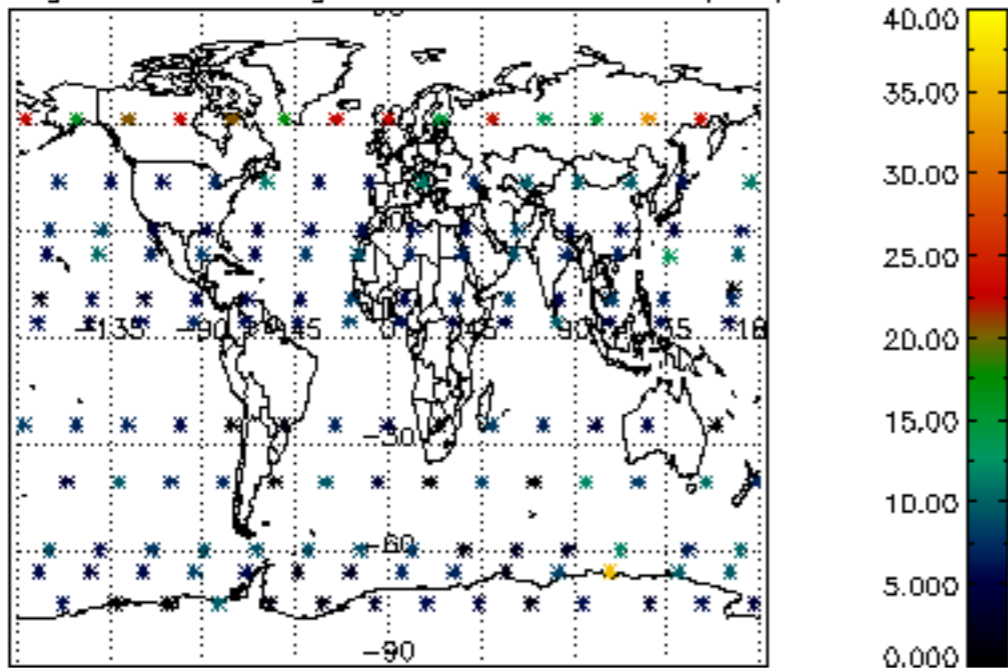
Percentage of cosmic ray hits per profile



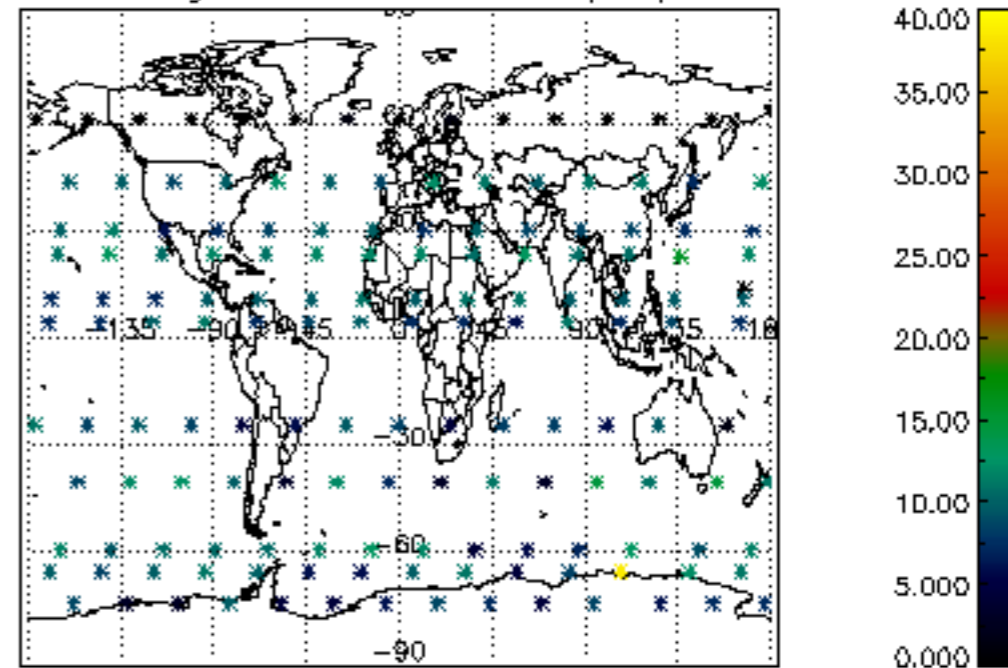
Percentage of datation errors per profile

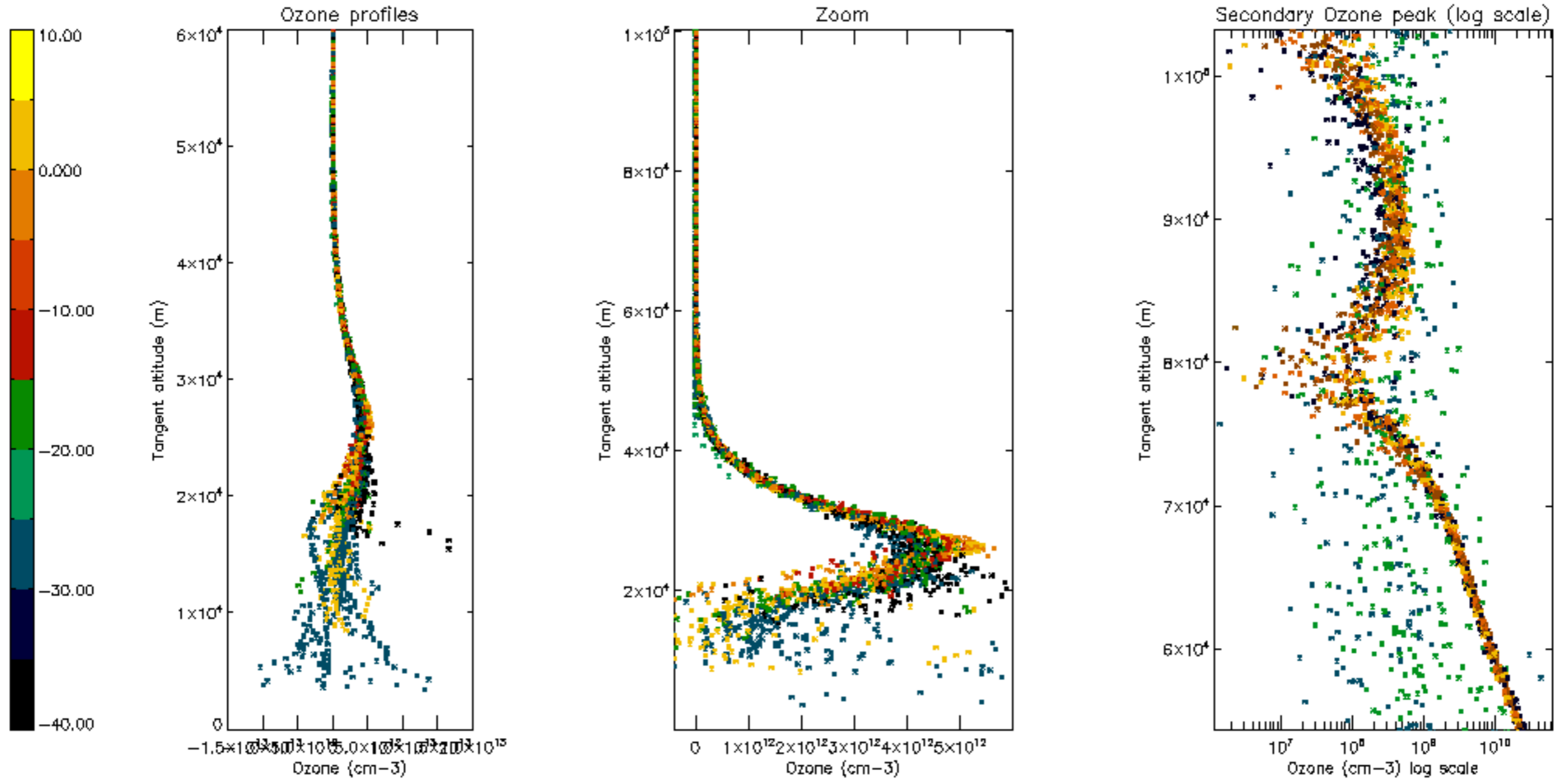


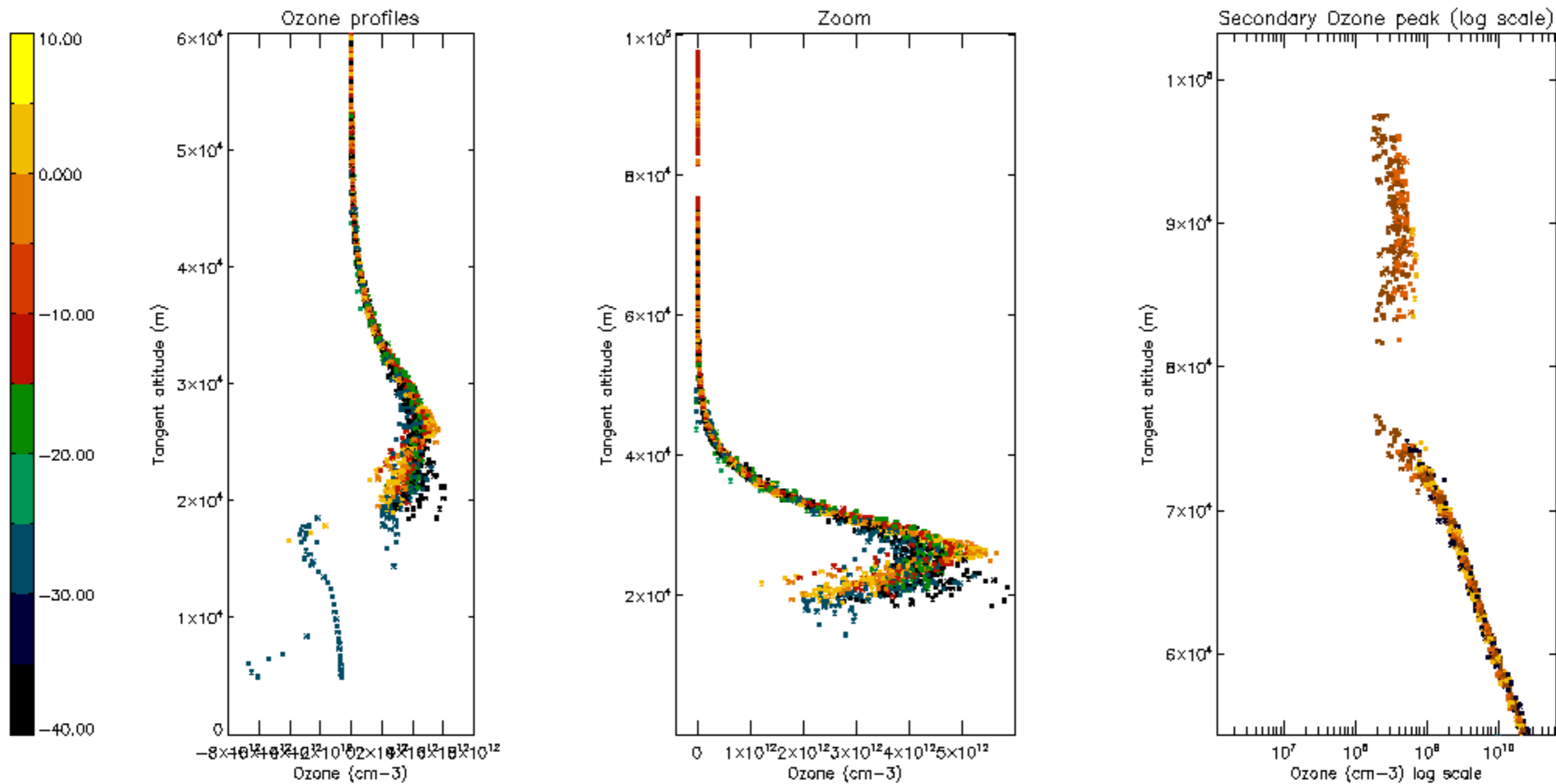
Percentage of star falling outside central band per profile

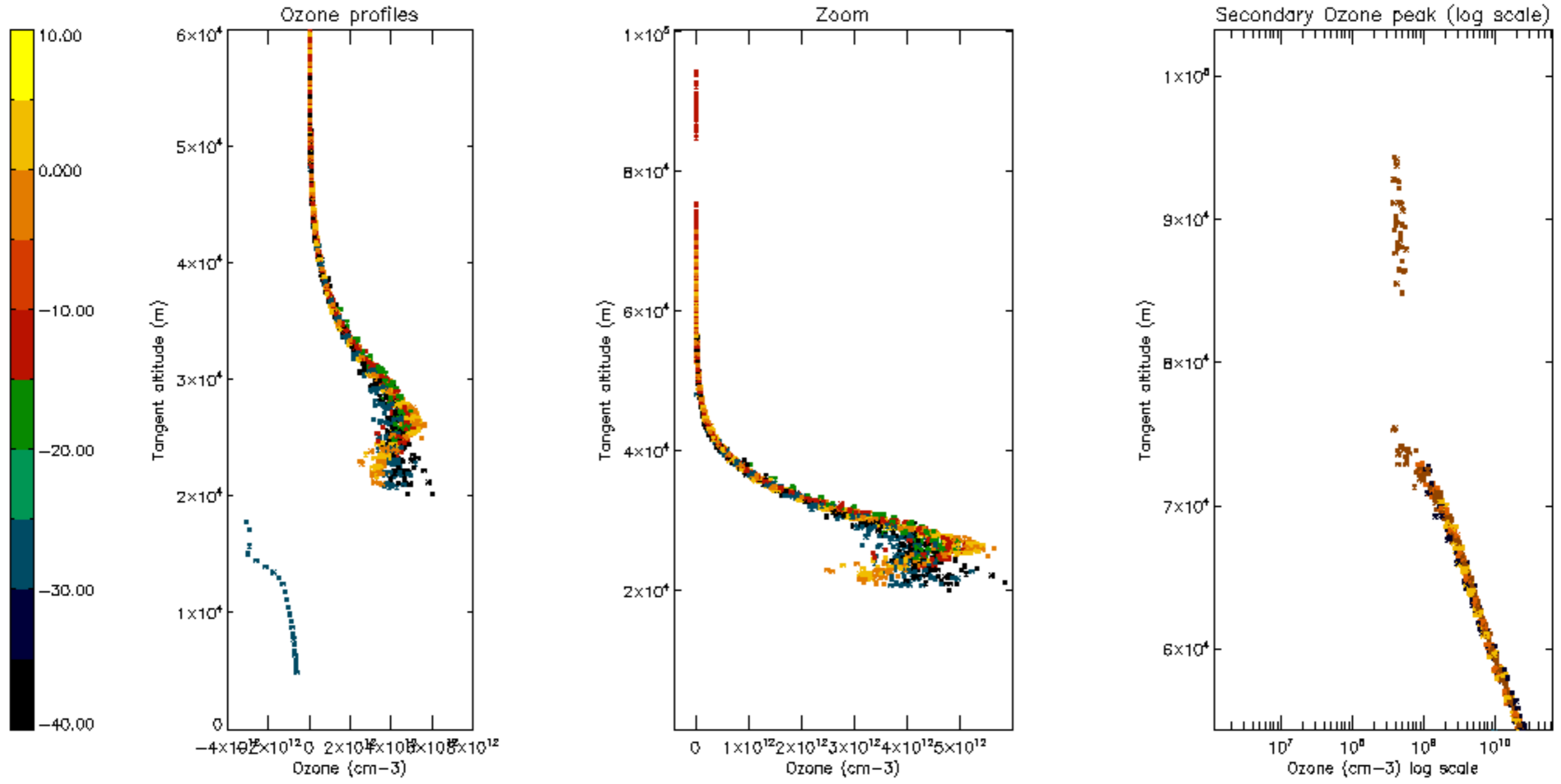


Percentage of saturation errors per profile

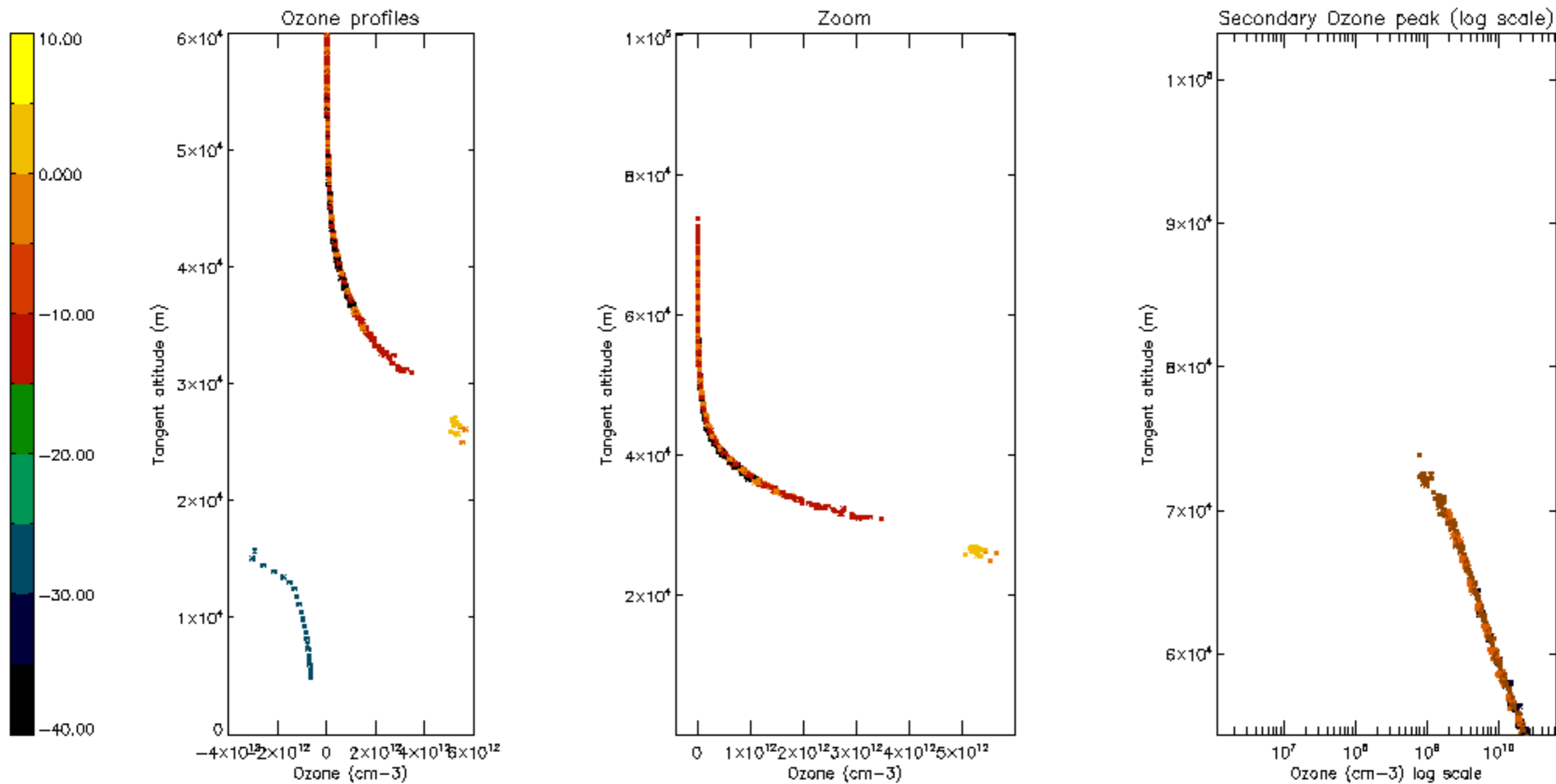


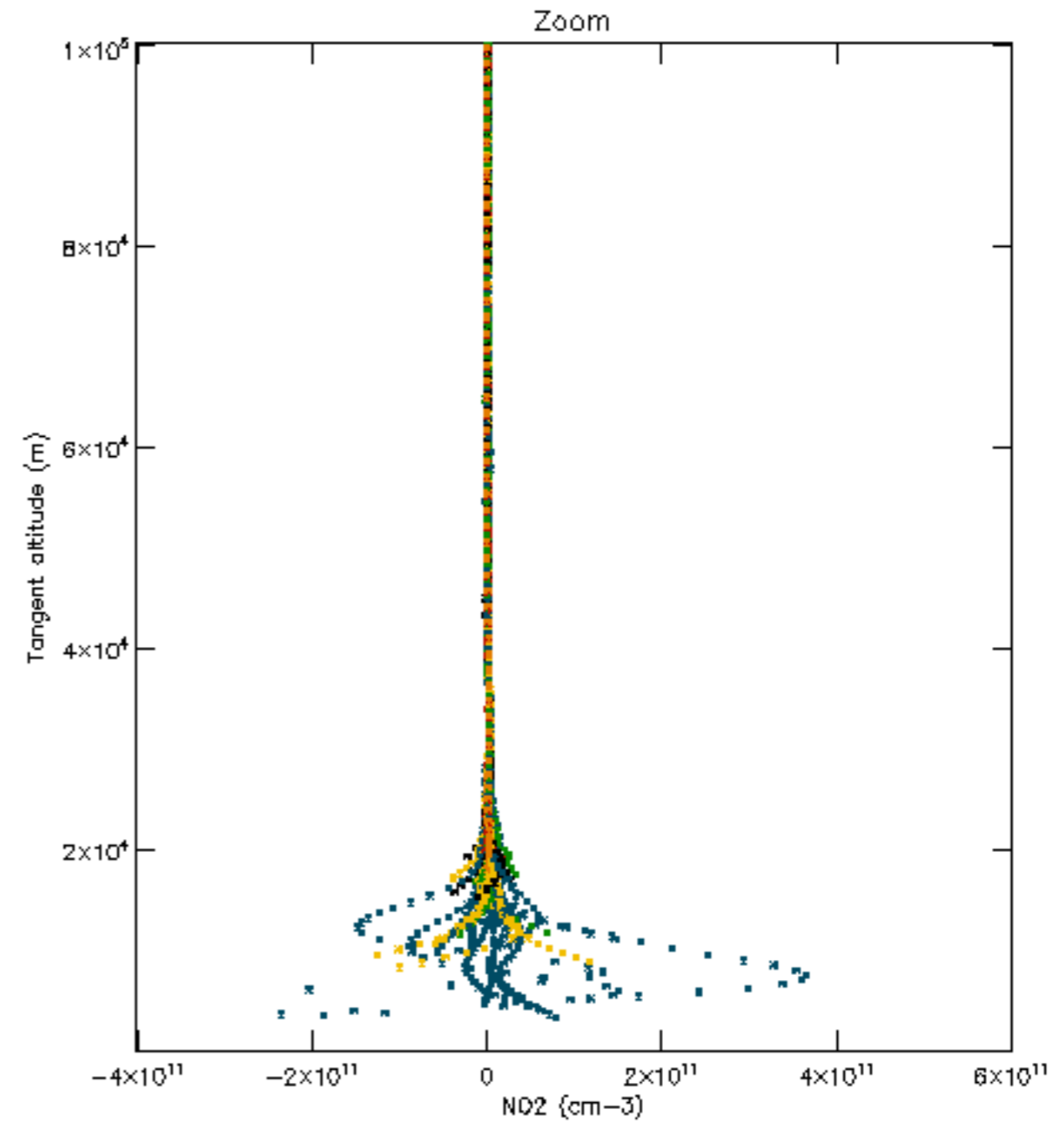
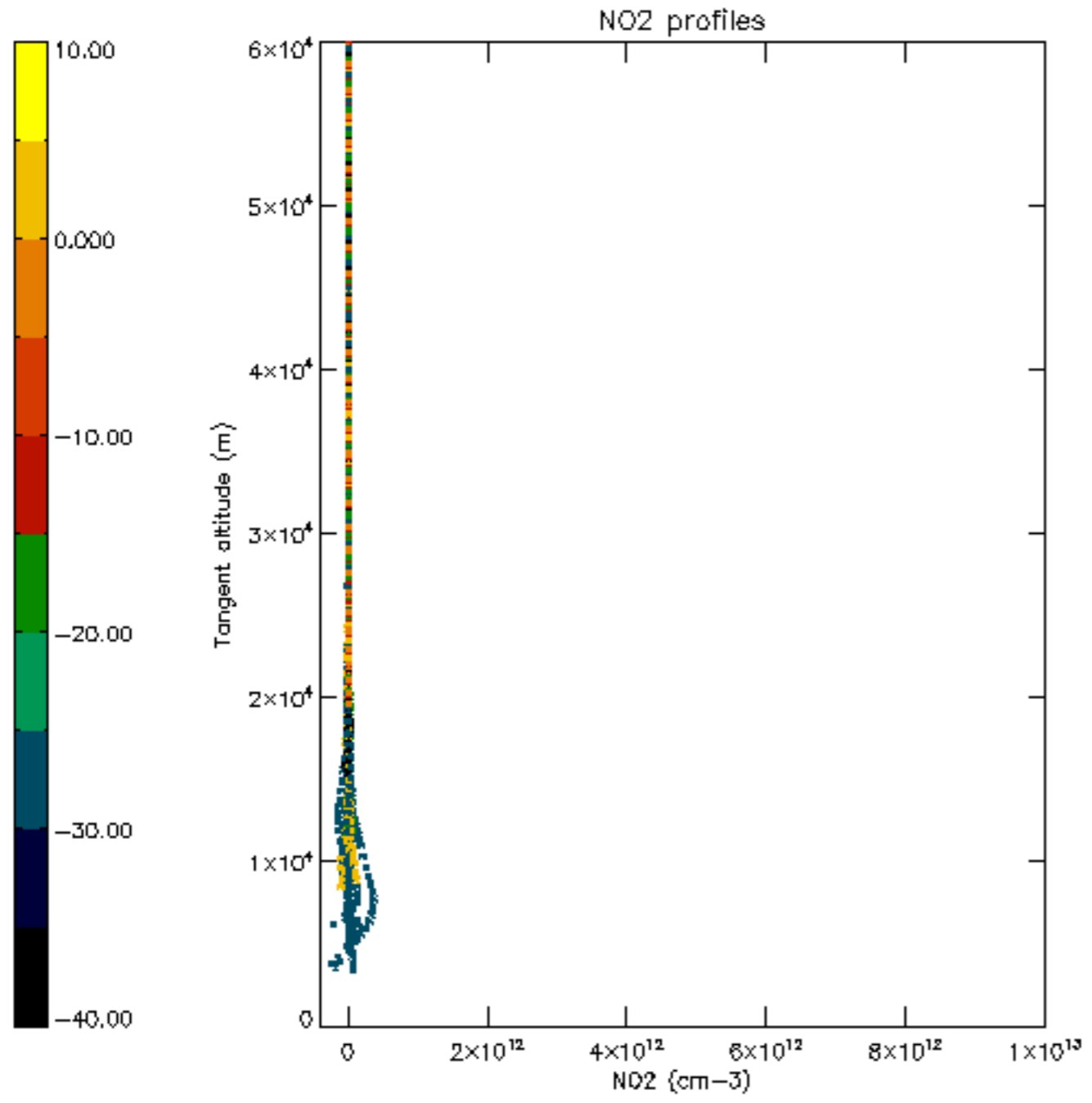


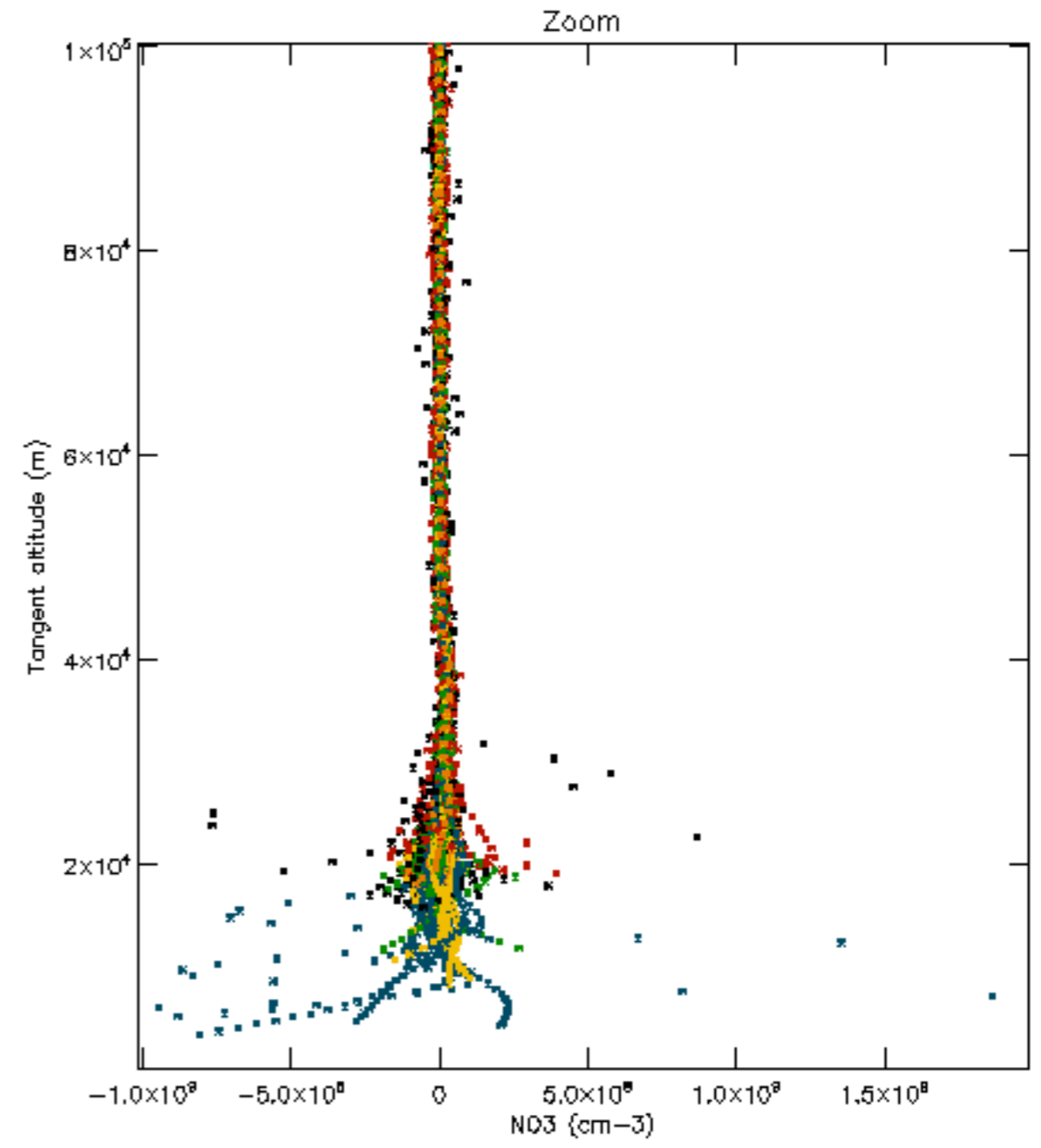
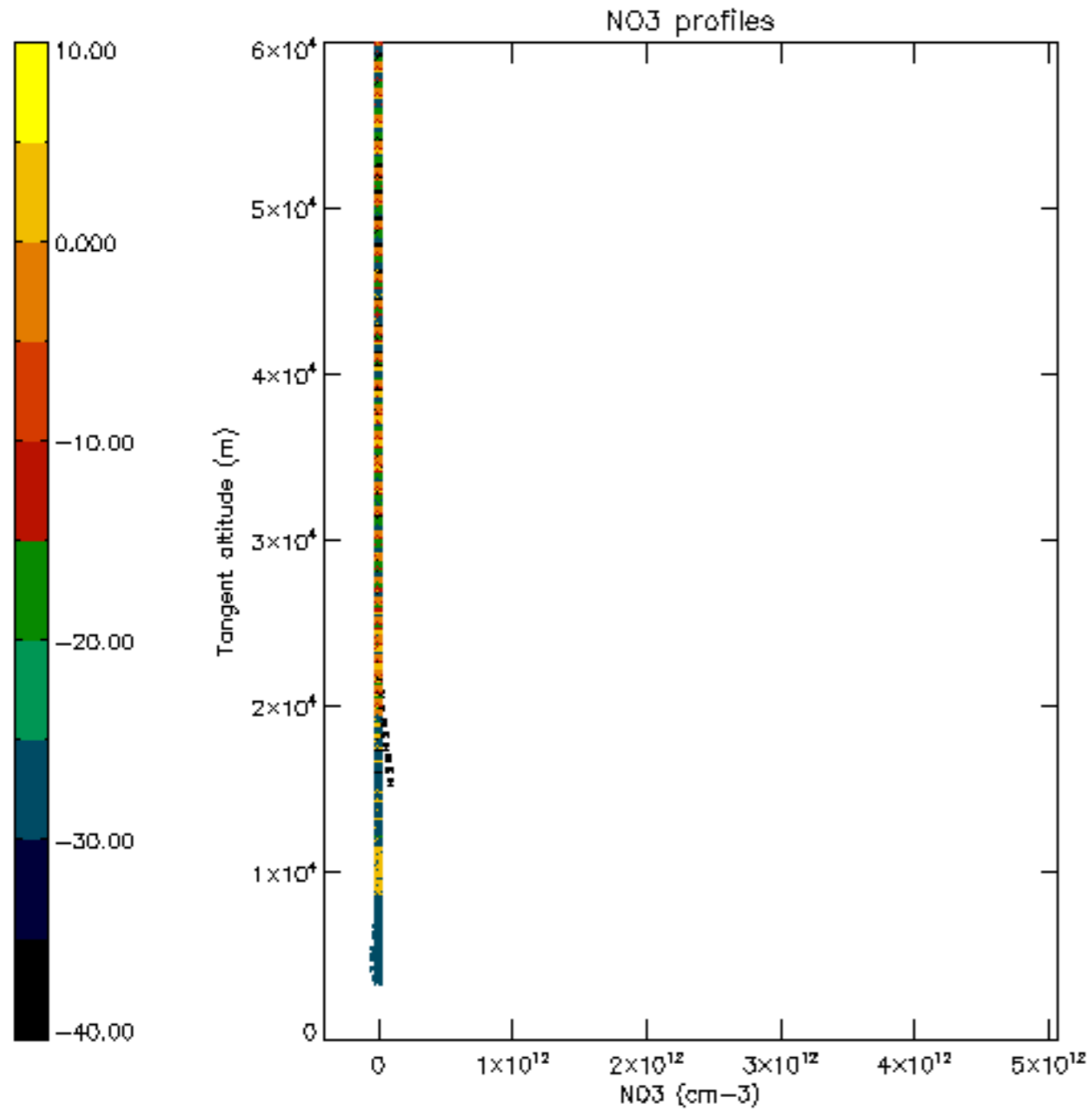


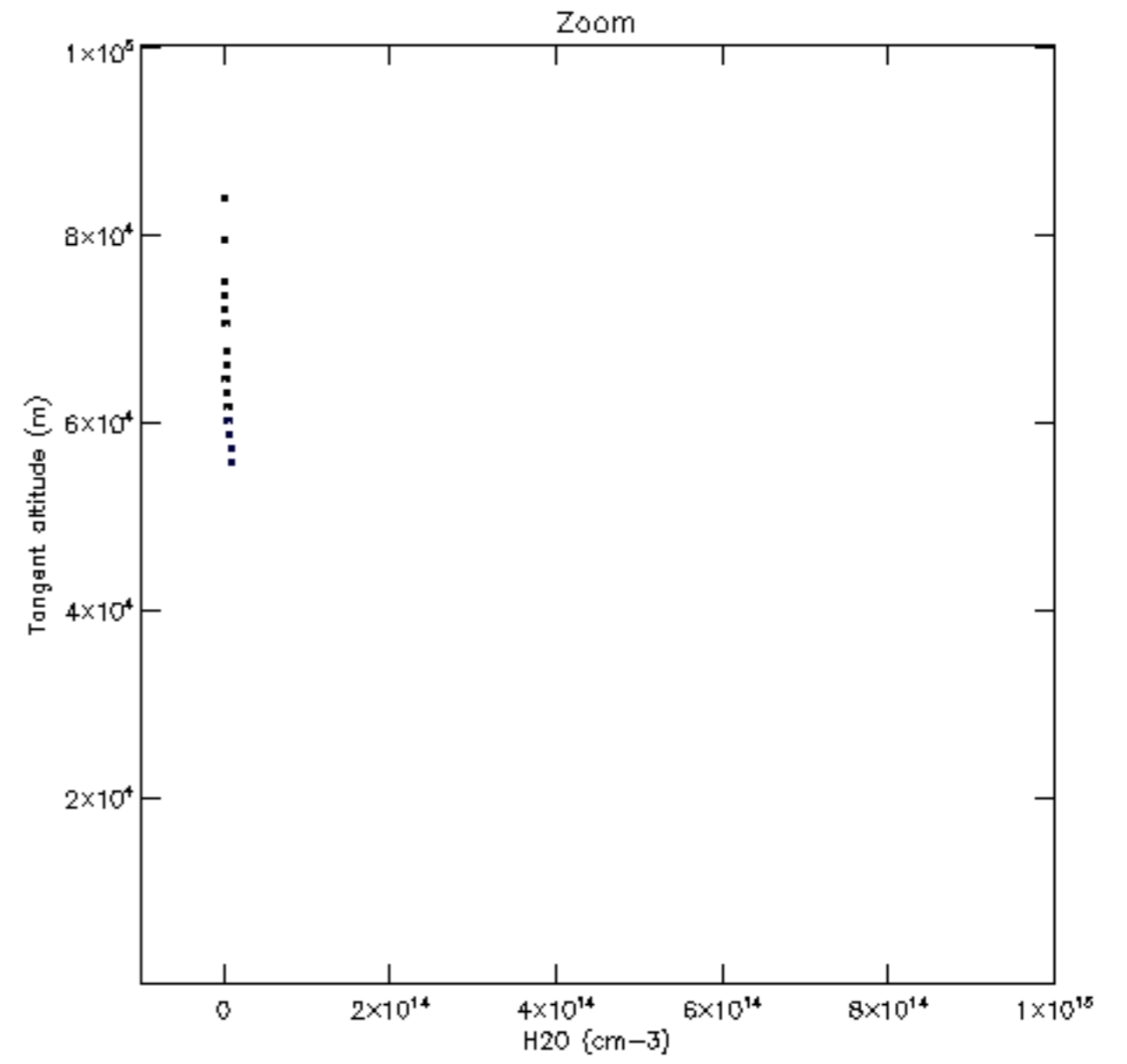
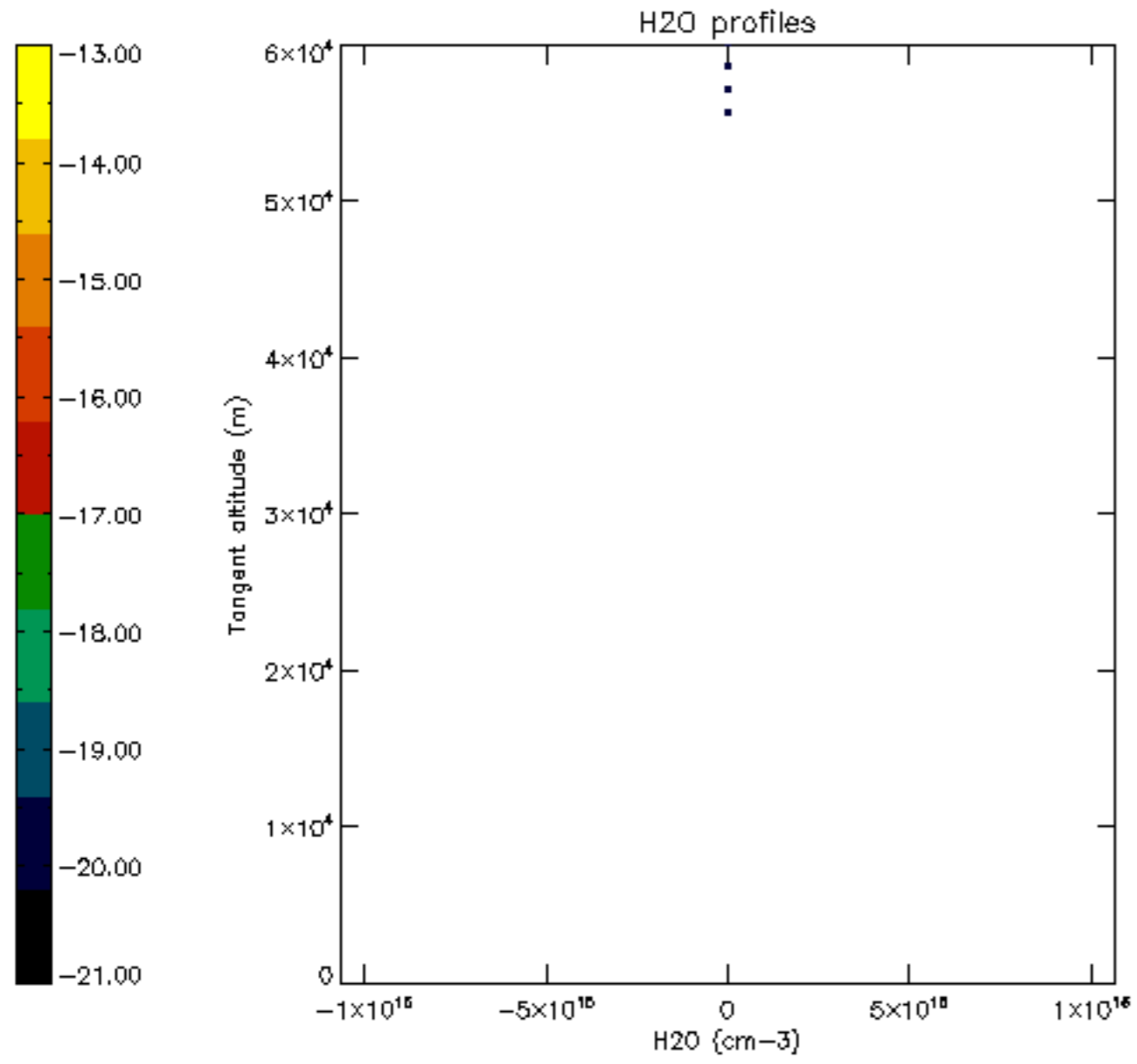




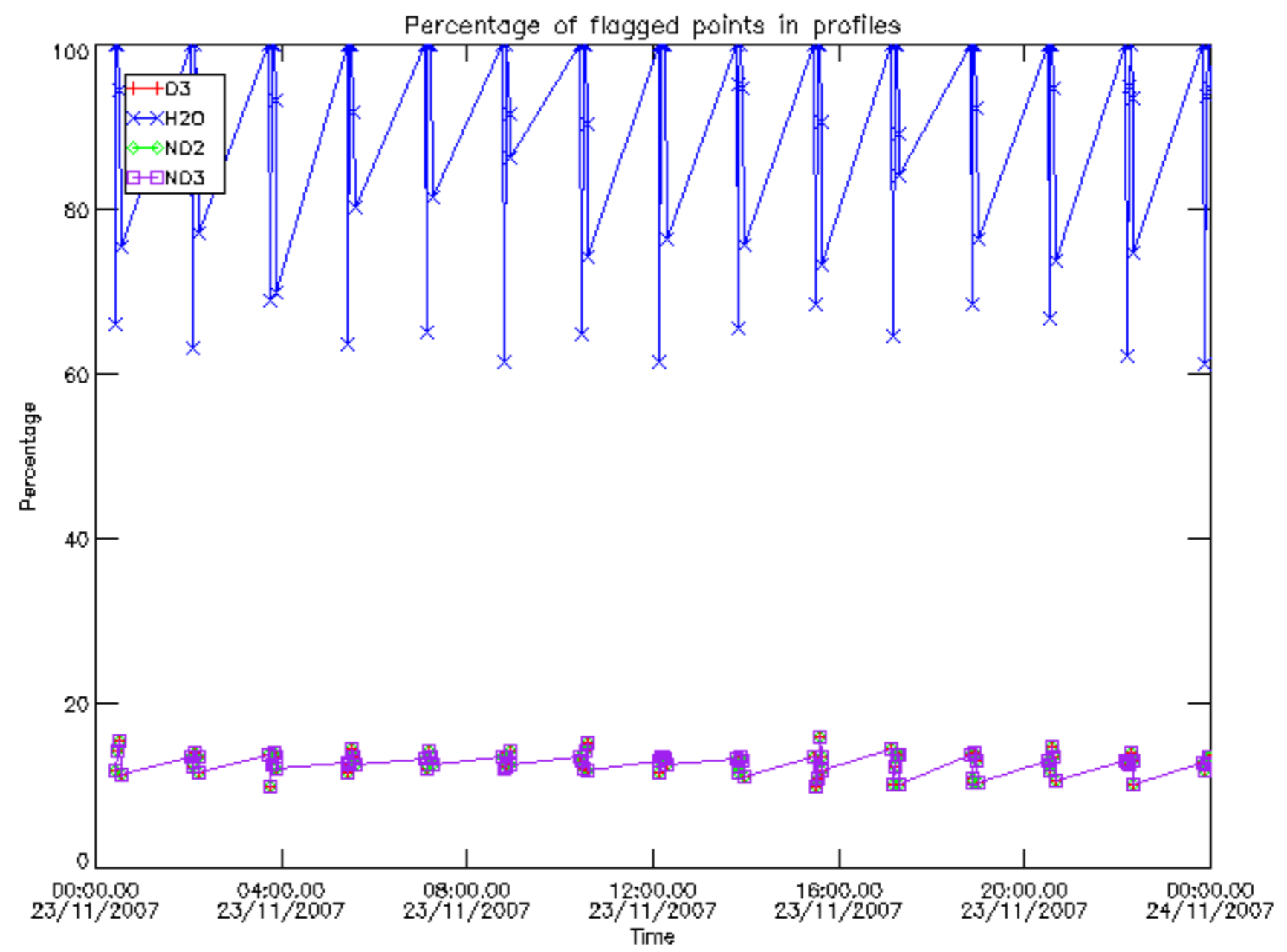




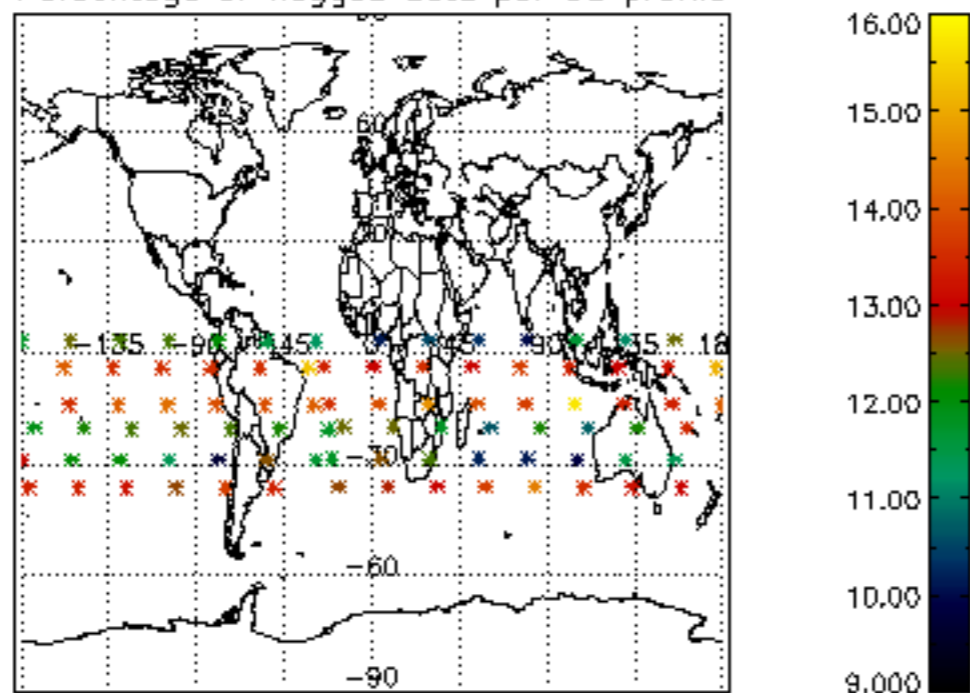




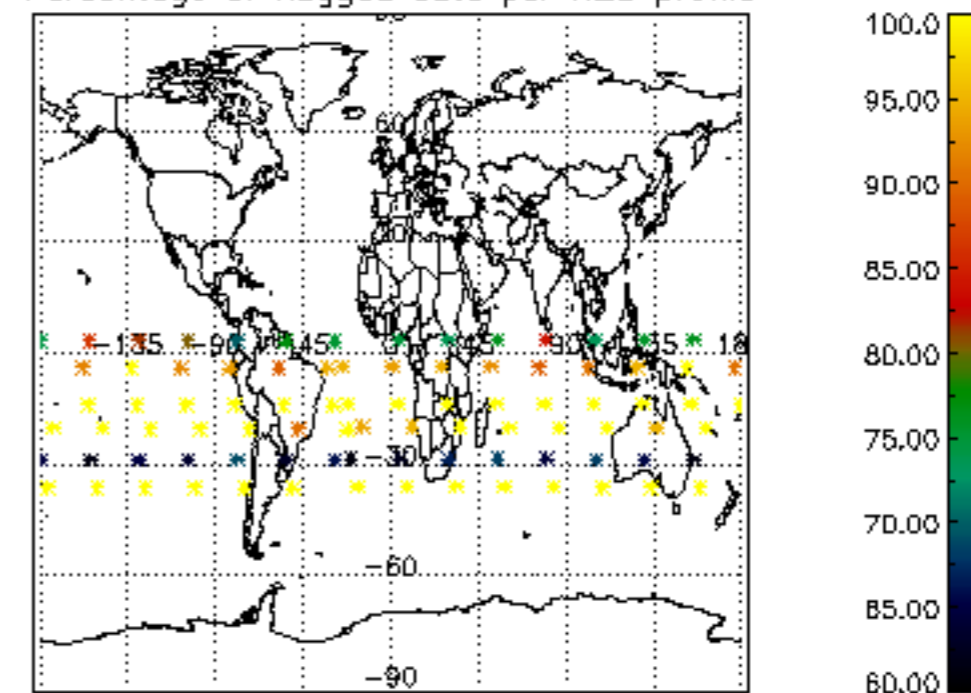




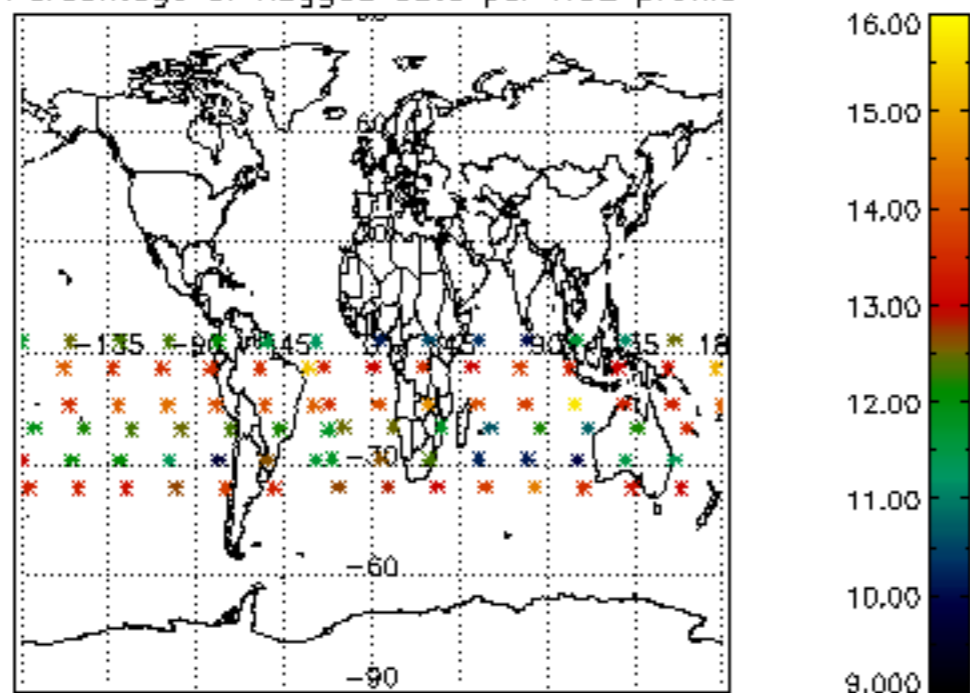
Percentage of flagged data per D3 profile



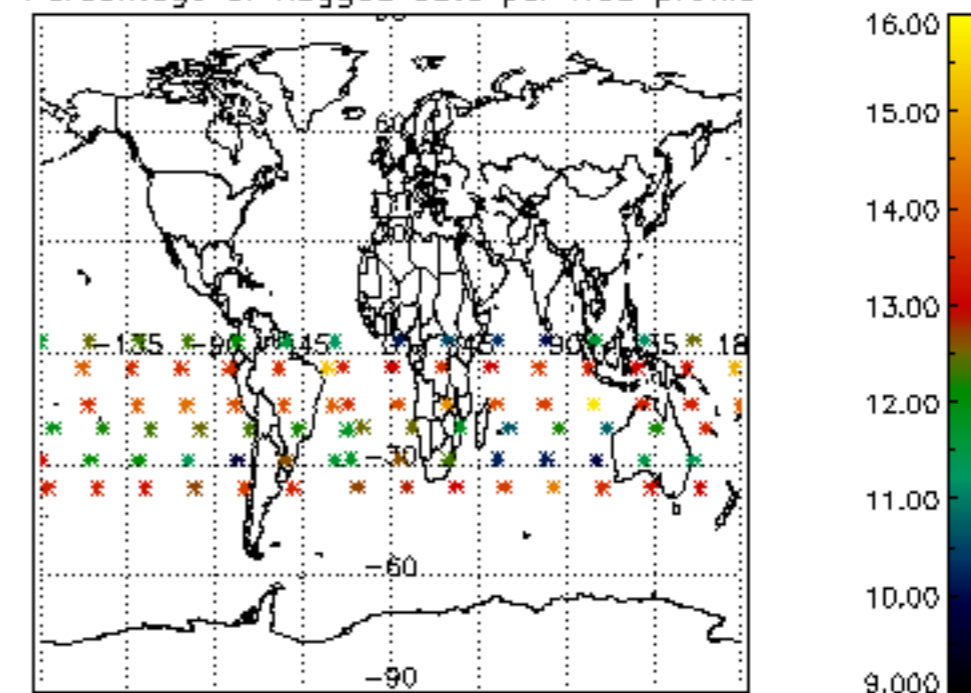
Percentage of flagged data per H2O profile

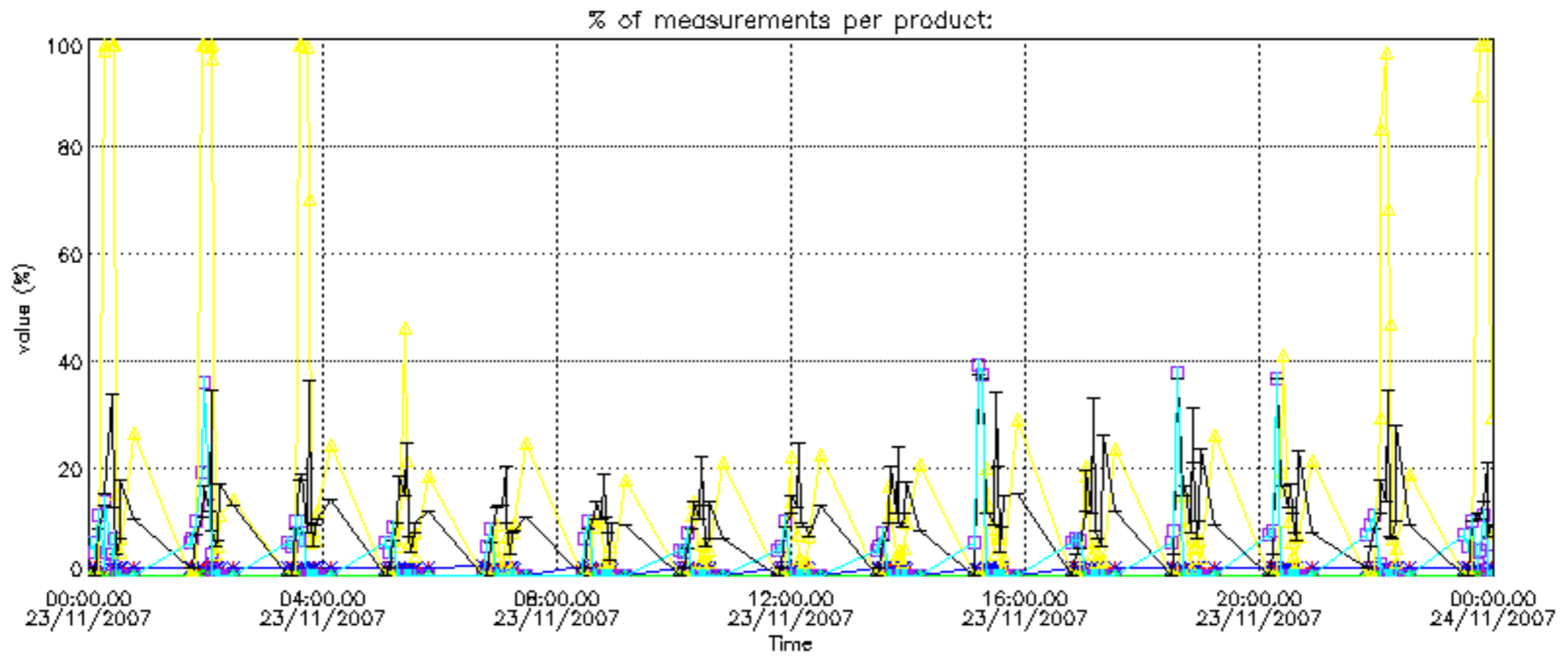


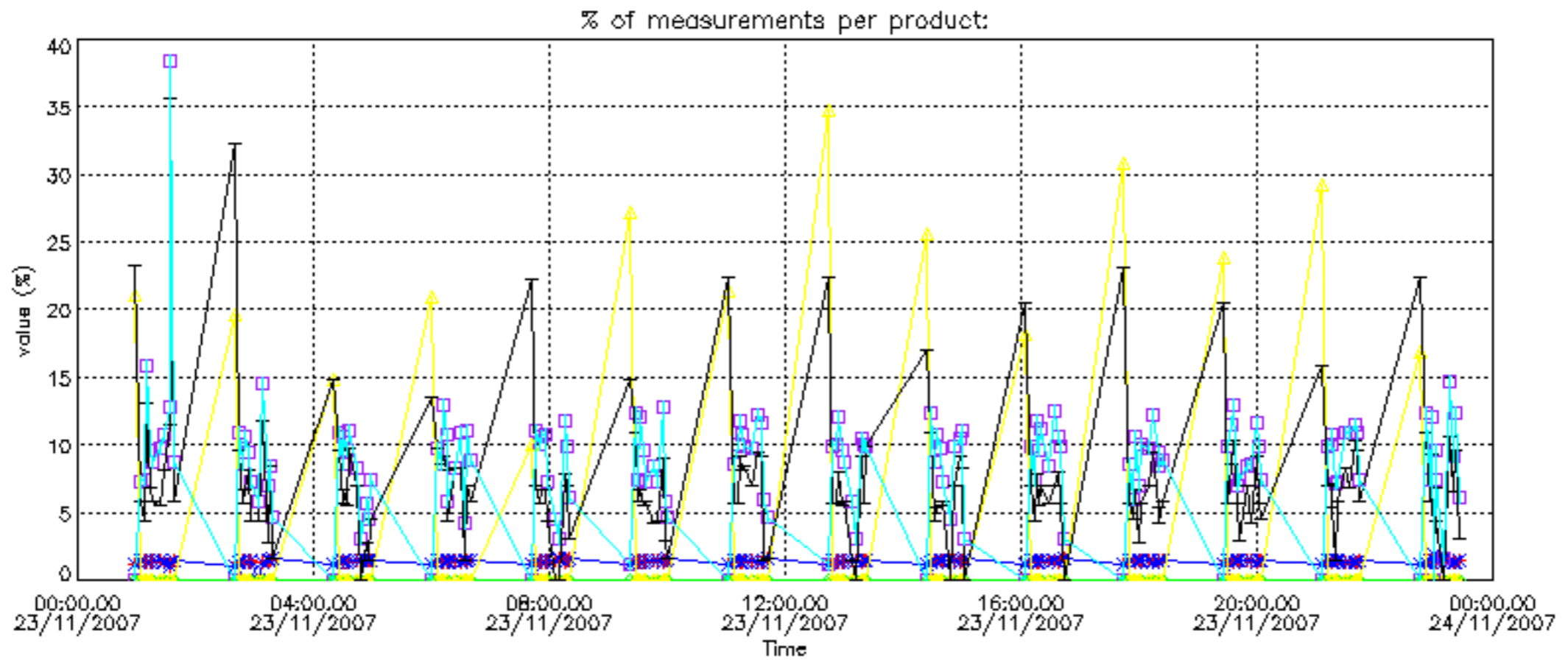
Percentage of flagged data per NO2 profile



Percentage of flagged data per NO3 profile

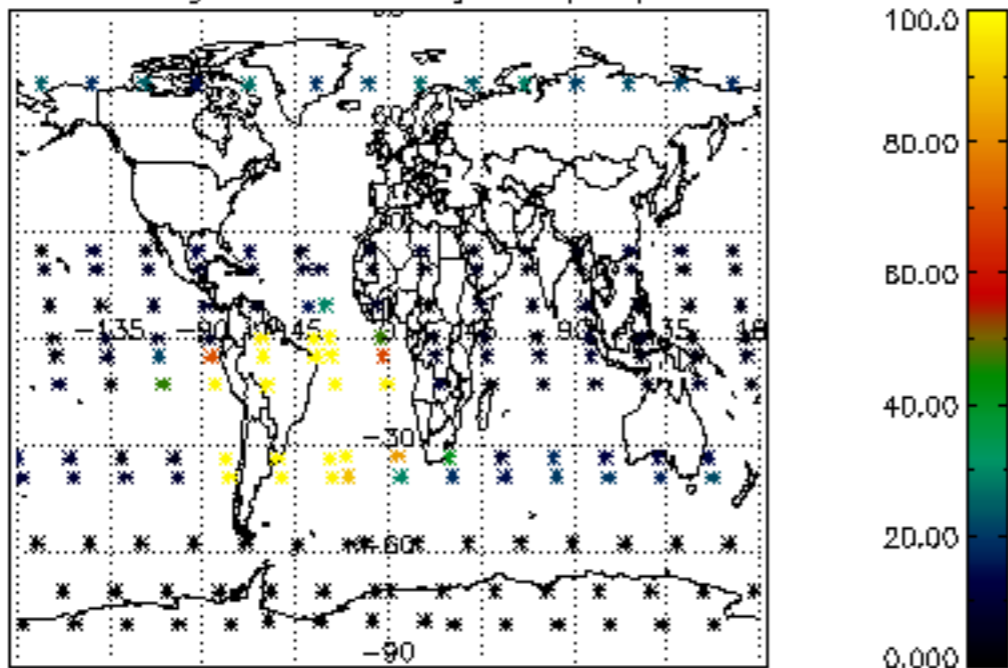




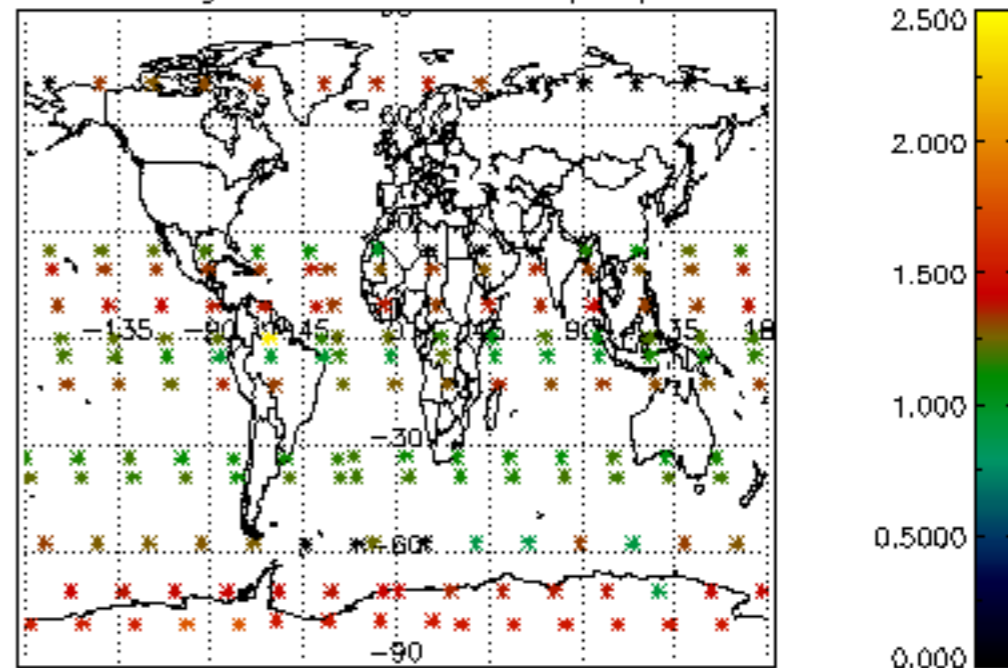




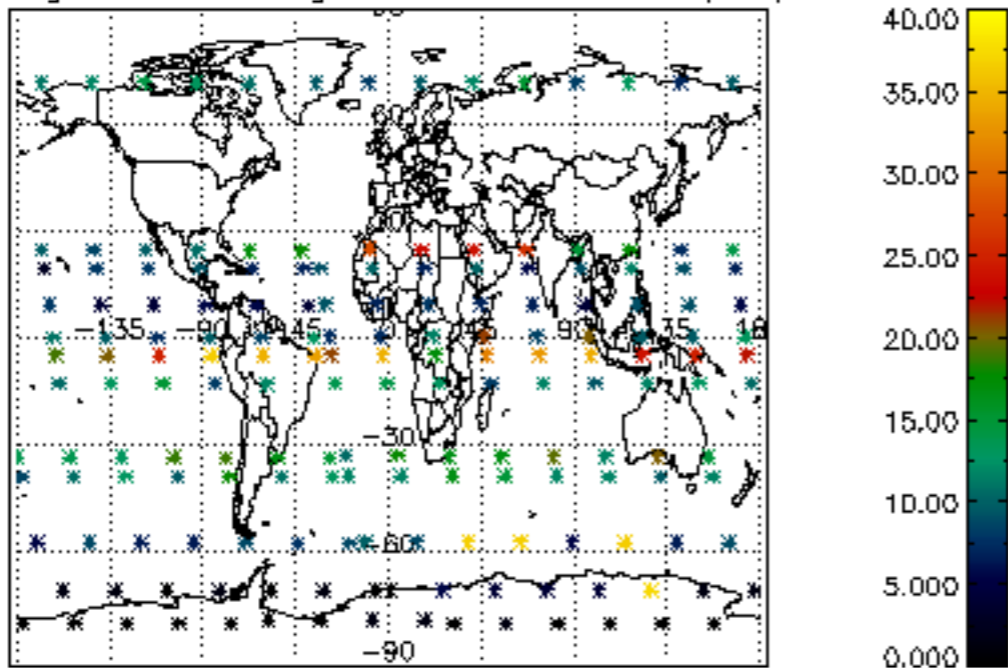
Percentage of cosmic ray hits per profile



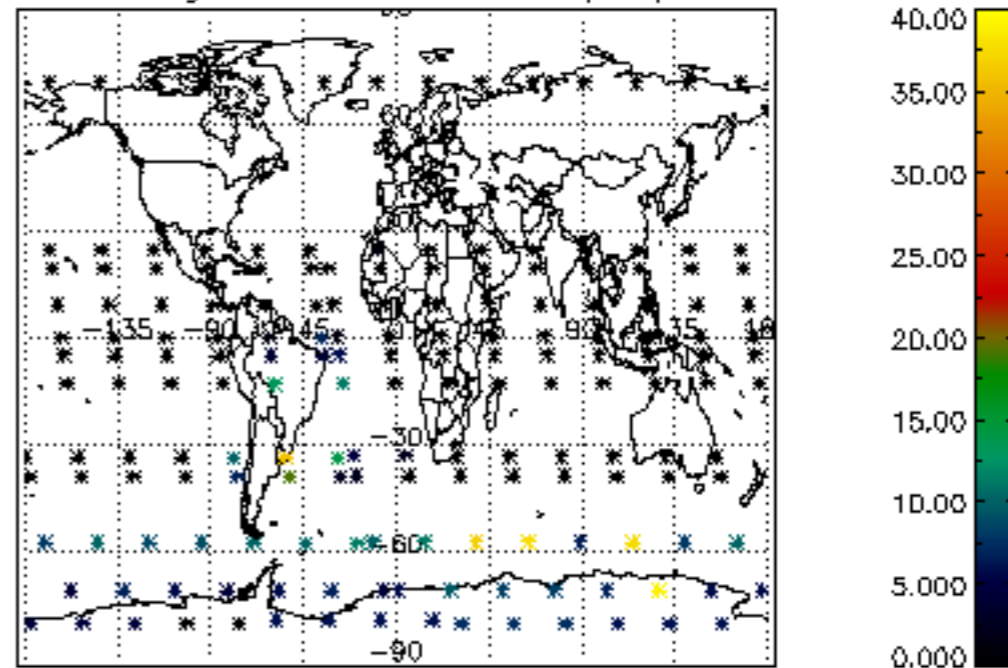
Percentage of datation errors per profile



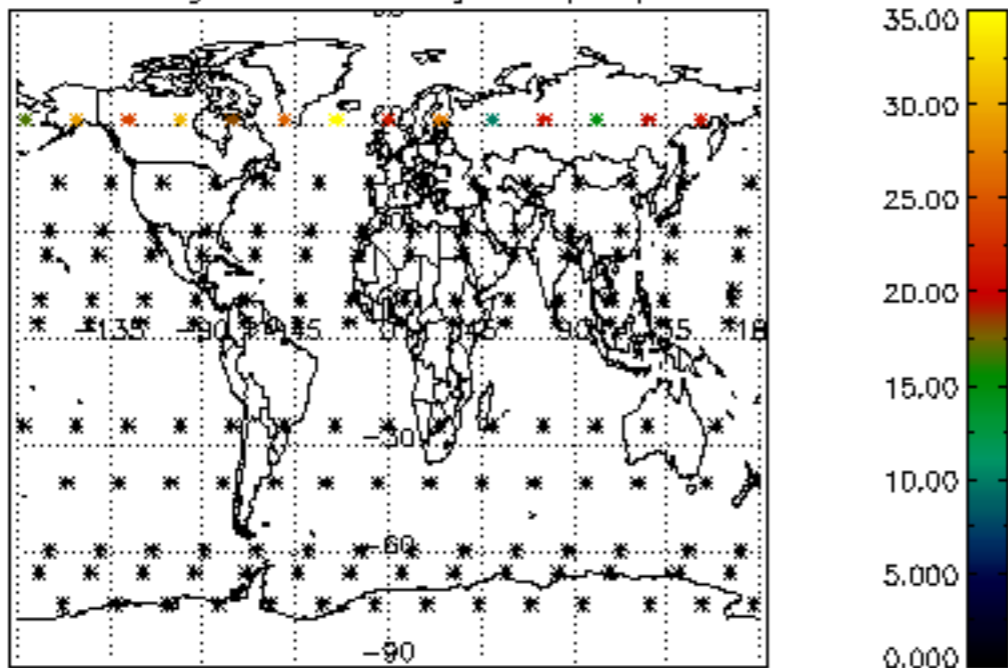
Percentage of star falling outside central band per profile



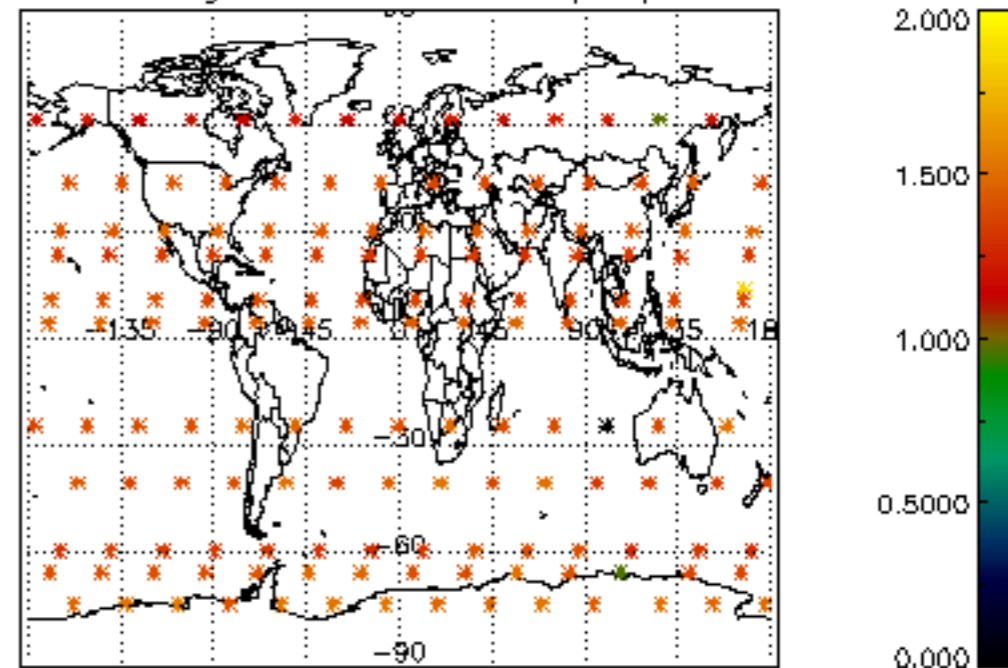
Percentage of saturation errors per profile



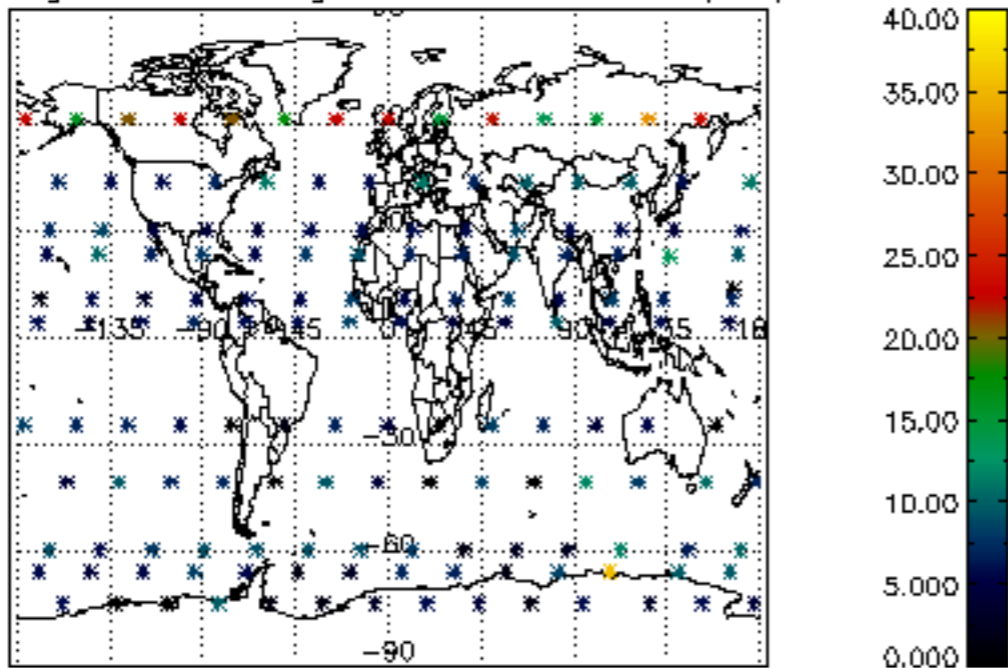
Percentage of cosmic ray hits per profile



Percentage of datation errors per profile



Percentage of star falling outside central band per profile



Percentage of saturation errors per profile

