

GOMOS Level 2 Daily Report

SUMMARY

[1. General Info](#)

[2. Summary of processed GOM_NL_2P products](#)

[3. Level 2 Quality information per product](#)

[3.1 Plot of level 2 quality information per product \(time dependant\)](#)

[3.2 Plot of level 2 quality information per product \(world map\)](#)

[4. Level 1 Quality information per product \(stored on level 2 products\)](#)

[4.1 Plot of level 1 quality information per product \(time dependant\)](#)

[4.1.1 Plot of level 1 quality information per product \(time dependant\): ASCENDING](#)

[4.1.2 Plot of level 1 quality information per product \(time dependant\): DESCENDING](#)

[4.2 Plot of level 1 quality information per product \(world map\)](#)

[4.2.1 Plot of level 1 quality information per product \(world map\): ASCENDING](#)

[4.2.2 Plot of level 1 quality information per product \(world map\): DESCENDING](#)

[5. Ozone profiles based on quality statistics and other trace gas profiles](#)

[5.1 Ozone statistics based on quality of products](#)

[5.2 Plot ozone profiles for all STD \(dark without errors\)](#)

[5.3 Plot ozone profiles where STD < 20% \(dark without errors\)](#)

[5.4. Plot ozone profiles where STD < 10% \(dark without errors\)](#)

[5.5. Plot ozone profiles where STD < 5% \(dark without errors\)](#)

[5.6 Plot NO2 profiles for all STD \(dark without errors\)](#)

[5.7 Plot NO3 profiles for all STD \(dark without errors\)](#)

[5.8 Plot H2O profiles \(only for occultations of stars 1,2,3,4,13,14,16,26,63 dark without errors\) for all STD](#)

[6. Auxiliary Data Files used for the production reported in section 2](#)

This report presents the daily analysis on parameters extracted from GOMOS level 2 data (GOM_NL__2P). It is intended to monitor some important parameters that will impact the quality of these products. A list of level 2 products (and content) that have arrived during the reporting day to the PCF is also given.

Item	Value
Time of report generation	23APR2013 11:39:58
Data source version	GOMOS/6.01
Start time of products	19-11-2007 (19NOV2007 00:00:00)
Stop time of products	20-11-2007 (20NOV2007 00:00:00)
Store outputs in DB	Yes
Nb of level 2 prods	291
Nb of prods with errors	0

2. Summary of processed GOM_NL__2P products.

Nr	Filename	UTC Start time	Limb	Duration	Star Id	Star Name	Star Mag	Star Temp	Nb Meas	Orbit	Prod. error
1	GOM_NL__2PRFIN20071119_004027_000000402063_00288_29901_2450.N1	19-NOV-2007 00:40:27	Twilight	39.500	100	4Gam Crv	2.5800	13100.	79	29901	No
2	GOM_NL__2PRFIN20071119_004159_000000432063_00288_29901_2451.N1	19-NOV-2007 00:41:59	Twilight	42.500	171	2Eps Crv	3.0010	4250.0	85	29901	No
3	GOM_NL__2PRFIN20071119_004803_000000392063_00288_29901_2452.N1	19-NOV-2007 00:48:03	Dark	39.000	64	Gam Cen	2.2000	10600.	78	29901	No
4	GOM_NL__2PRFIN20071119_005406_000000382063_00289_29902_2483.N1	19-NOV-2007 00:54:06	Dark	38.000	124	The Car	2.7640	30000.	76	29902	No
5	GOM_NL__2PRFIN20071119_005811_000000432063_00289_29902_2484.N1	19-NOV-2007 00:58:11	Dark	43.000	41	Eps Car	1.8600	4100.0	86	29902	No
6	GOM_NL__2PRFIN20071119_011208_000000382063_00289_29902_2485.N1	19-NOV-2007 01:12:08	Straylight	38.000	157	The1Eri	2.9060	9300.0	76	29902	No
7	GOM_NL__2PRFIN20071119_012451_000000442063_00289_29902_2486.N1	19-NOV-2007 01:24:51	Twilight	44.000	94	92Alp Cet	2.5260	3100.0	88	29902	No
8	GOM_NL__2PRFIN20071119_012946_000000372063_00289_29902_2487.N1	19-NOV-2007 01:29:46	Bright	36.500	105	6Bet Ari	2.6450	8900.0	73	29902	No
9	GOM_NL__2PRFIN20071119_013341_000000352063_00289_29902_2488.N1	19-NOV-2007 01:33:41	Bright	35.000	173	4Bet Tri	3.0040	8900.0	70	29902	No
10	GOM_NL__2PRFIN20071119_013545_000000372063_00289_29902_2489.N1	19-NOV-2007 01:35:45	Bright	36.500	73	57Gam1And	2.2600	13100.	73	29902	No
11	GOM_NL__2PRFIN20071119_013921_000000382063_00289_29902_2490.N1	19-NOV-2007 01:39:21	Bright	37.500	160	23Gam Per	2.9300	4700.0	75	29902	No
12	GOM_NL__2PRFIN20071119_014051_000000352063_00289_29902_2491.N1	19-NOV-2007 01:40:51	Bright	34.500	110	37Del Cas	2.6780	8900.0	69	29902	No
13	GOM_NL__2PRFIN20071119_014900_000000352063_00289_29902_2492.N1	19-NOV-2007 01:49:00	Bright	34.500	49	1Alp UMi	1.9900	6300.0	69	29902	No
14	GOM_NL__2PRFIN20071119_015326_000000372063_00289_29902_2493.N1	19-NOV-2007 01:53:26	Bright	36.500	60	7Bet UMi	2.0810	3950.0	73	29902	No
15	GOM_NL__2PRFIN20071119_015900_000000382063_00289_29902_2494.N1	19-NOV-2007 01:59:00	Bright	38.000	32	77Eps UMa	1.7630	11000.	76	29902	No
16	GOM_NL__2PRFIN20071119_020043_000000372063_00289_29902_2495.N1	19-NOV-2007 02:00:43	Bright	36.500	39	85Eta UMa	1.8540	24000.	73	29902	No
17	GOM_NL__2PRFIN20071119_020411_000000342063_00289_29902_2496.N1	19-NOV-2007 02:04:11	Bright	34.000	152	12Alp2CVn	2.8900	11000.	68	29902	No
18	GOM_NL__2PRFIN20071119_020917_000000332063_00289_29902_2497.N1	19-NOV-2007 02:09:17	Bright	32.500	111	8Eta Boo	2.6800	6000.0	65	29902	No
19	GOM_NL__2PRFIN20071119_021202_000000342063_00289_29902_2498.N1	19-NOV-2007 02:12:02	Bright	33.500	138	47Eps Vir	2.8280	4700.0	67	29902	No
20	GOM_NL__2PRFIN20071119_021555_000000372063_00289_29902_2499.N1	19-NOV-2007 02:15:55	Bright	36.500	121	29Gam Vir	2.7400	7200.0	73	29902	No
21	GOM_NL__2PRFIN20071119_022103_000000432063_00289_29902_2500.N1	19-NOV-2007 02:21:03	Twilight	42.500	100	4Gam Crv	2.5800	13100.	85	29902	No
22	GOM_NL__2PRFIN20071119_022235_000000472063_00289_29902_2501.N1	19-NOV-2007 02:22:35	Twilight	46.500	171	2Eps Crv	3.0010	4250.0	93	29902	No
23	GOM_NL__2PRFIN20071119_022839_000000372063_00289_29902_2502.N1	19-NOV-2007 02:28:39	Dark	37.000	64	Gam Cen	2.2000	10600.	74	29902	No
24	GOM_NL__2PRFIN20071119_023155_000000412063_00289_29902_2503.N1	19-NOV-2007 02:31:55	Dark	41.000	113	Mu Vel	2.6920	5000.0	82	29902	No
25	GOM_NL__2PRFIN20071119_023442_000000372063_00290_29903_2489.N1	19-NOV-2007 02:34:42	Dark	37.000	124	The Car	2.7640	30000.	74	29903	No
26	GOM_NL__2PRFIN20071119_023847_000000432063_00290_29903_2490.N1	19-NOV-2007 02:38:47	Dark	42.500	41	Eps Car	1.8600	4100.0	85	29903	No
27	GOM_NL__2PRFIN20071119_025244_000000382063_00290_29903_2491.N1	19-NOV-2007 02:52:44	Straylight	38.000	157	The1Eri	2.9060	9300.0	76	29903	No
28	GOM_NL__2PRFIN20071119_030527_000000482063_00290_29903_2492.N1	19-NOV-2007 03:05:27	Twilight	47.500	94	92Alp Cet	2.5260	3100.0	95	29903	No
29	GOM_NL__2PRFIN20071119_031021_000000372063_00290_29903_2493.N1	19-NOV-2007 03:10:21	Bright	37.000	105	6Bet Ari	2.6450	8900.0	74	29903	No
30	GOM_NL__2PRFIN20071119_031417_000000362063_00290_29903_2494.N1	19-NOV-2007 03:14:17	Bright	36.000	173	4Bet Tri	3.0040	8900.0	72	29903	No
31	GOM_NL__2PRFIN20071119_031621_000000392063_00290_29903_2495.N1	19-NOV-2007 03:16:21	Bright	38.500	73	57Gam1And	2.2600	13100.	77	29903	No
32	GOM_NL__2PRFIN20071119_031957_000000382063_00290_29903_2496.N1	19-NOV-2007 03:19:57	Bright	37.500	160	23Gam Per	2.9300	4700.0	75	29903	No
33	GOM_NL__2PRFIN20071119_032127_000000342063_00290_29903_2497.N1	19-NOV-2007 03:21:27	Bright	33.500	110	37Del Cas	2.6780	8900.0	67	29903	No
34	GOM_NL__2PRFIN20071119_032936_000000322063_00290_29903_2498.N1	19-NOV-2007 03:29:36	Bright	32.000	49	1Alp UMi	1.9900	6300.0	64	29903	No
35	GOM_NL__2PRFIN20071119_033402_000000332063_00290_29903_2499.N1	19-NOV-2007 03:34:02	Bright	32.500	60	7Bet UMi	2.0810	3950.0	65	29903	No
36	GOM_NL__2PRFIN20071119_033935_000000382063_00290_29903_2500.N1	19-NOV-2007 03:39:35	Bright	37.500	32	77Eps UMa	1.7630	11000.	75	29903	No
37	GOM_NL__2PRFIN20071119_034119_000000342063_00290_29903_2501.N1	19-NOV-2007 03:41:19	Bright	34.000	39	85Eta UMa	1.8540	24000.	68	29903	No
38	GOM_NL__2PRFIN20071119_034447_000000542063_00290_29903_2502.N1	19-NOV-2007 03:44:47	Bright	54.000	152	12Alp2CVn	2.8900	11000.	108	29903	No
39	GOM_NL__2PRFIN20071119_034953_000000362063_00290_29903_2503.N1	19-NOV-2007 03:49:53	Bright	36.000	111	8Eta Boo	2.6800	6000.0	72	29903	No
40	GOM_NL__2PRFIN20071119_035238_000000342063_00290_29903_2504.N1	19-NOV-2007 03:52:38	Bright	33.500	138	47Eps Vir	2.8280	4700.0	67	29903	No
41	GOM_NL__2PRFIN20071119_035631_000000372063_00290_29903_2505.N1	19-NOV-2007 03:56:31	Bright	37.000	121	29Gam Vir	2.7400	7200.0	74	29903	No
42	GOM_NL__2PRFIN20071119_040140_000000452063_00290_29903_2506.N1	19-NOV-2007 04:01:40	Twilight	45.000	100	4Gam Crv	2.5800	13100.	90	29903	No

43	GOM_NL__2PRFIN20071119_040312_000000452063_00290_29903_2507.N1	19-NOV-2007 04:03:12	Twilight	44.500	171	2Eps Crv	3.0010	4250.0	89	29903	No
44	GOM_NL__2PRFIN20071119_040915_000000412063_00290_29903_2508.N1	19-NOV-2007 04:09:15	Dark	40.500	64	Gam Cen	2.2000	10600.	81	29903	No
45	GOM_NL__2PRFIN20071119_041231_000000402063_00290_29903_2509.N1	19-NOV-2007 04:12:31	Dark	39.500	113	Mu Vel	2.6920	5000.0	79	29903	No
46	GOM_NL__2PRFIN20071119_041519_000000372063_00291_29904_2497.N1	19-NOV-2007 04:15:19	Dark	37.000	124	The Car	2.7640	30000.	74	29904	No
47	GOM_NL__2PRFIN20071119_041924_000000432063_00291_29904_2498.N1	19-NOV-2007 04:19:24	Dark	42.500	41	Eps Car	1.8600	4100.0	85	29904	No
48	GOM_NL__2PRFIN20071119_043320_000000392063_00291_29904_2499.N1	19-NOV-2007 04:33:20	Straylight	38.500	157	The1Eri	2.9060	9300.0	77	29904	No
49	GOM_NL__2PRFIN20071119_044603_000000432063_00291_29904_2500.N1	19-NOV-2007 04:46:03	Tw_i_and_stray	42.500	94	92Alp Cet	2.5260	3100.0	85	29904	No
50	GOM_NL__2PRFIN20071119_045058_000000372063_00291_29904_2501.N1	19-NOV-2007 04:50:58	Bright	37.000	105	6Bet Ari	2.6450	8900.0	74	29904	No
51	GOM_NL__2PRFIN20071119_045453_000000352063_00291_29904_2502.N1	19-NOV-2007 04:54:53	Bright	34.500	173	4Bet Tri	3.0040	8900.0	69	29904	No
52	GOM_NL__2PRFIN20071119_045657_000000372063_00291_29904_2503.N1	19-NOV-2007 04:56:57	Bright	37.000	73	57Gam1And	2.2600	13100.	74	29904	No
53	GOM_NL__2PRFIN20071119_050033_000000382063_00291_29904_2504.N1	19-NOV-2007 05:00:33	Bright	37.500	160	23Gam Per	2.9300	4700.0	75	29904	No
54	GOM_NL__2PRFIN20071119_050203_000000352063_00291_29904_2505.N1	19-NOV-2007 05:02:03	Bright	34.500	110	37Del Cas	2.6780	8900.0	69	29904	No
55	GOM_NL__2PRFIN20071119_051012_000000342063_00291_29904_2506.N1	19-NOV-2007 05:10:12	Bright	34.000	49	1Alp UMi	1.9900	6300.0	68	29904	No
56	GOM_NL__2PRFIN20071119_051438_000000392063_00291_29904_2507.N1	19-NOV-2007 05:14:38	Bright	38.500	60	7Bet UMi	2.0810	3950.0	77	29904	No
57	GOM_NL__2PRFIN20071119_052011_000000382063_00291_29904_2508.N1	19-NOV-2007 05:20:11	Bright	38.000	32	77Eps UMa	1.7630	11000.	76	29904	No
58	GOM_NL__2PRFIN20071119_052155_000000362063_00291_29904_2509.N1	19-NOV-2007 05:21:55	Bright	35.500	39	85Eta UMa	1.8540	24000.	71	29904	No
59	GOM_NL__2PRFIN20071119_052523_000000372063_00291_29904_2510.N1	19-NOV-2007 05:25:23	Bright	36.500	152	12Alp2CVn	2.8900	11000.	73	29904	No
60	GOM_NL__2PRFIN20071119_053029_000000332063_00291_29904_2511.N1	19-NOV-2007 05:30:29	Bright	32.500	111	8Eta Boo	2.6800	6000.0	65	29904	No
61	GOM_NL__2PRFIN20071119_053314_000000342063_00291_29904_2512.N1	19-NOV-2007 05:33:14	Bright	34.000	138	47Eps Vir	2.8280	4700.0	68	29904	No
62	GOM_NL__2PRFIN20071119_053708_000000382063_00291_29904_2513.N1	19-NOV-2007 05:37:08	Bright	37.500	121	29Gam Vir	2.7400	7200.0	75	29904	No
63	GOM_NL__2PRFIN20071119_054216_000000422063_00291_29904_2514.N1	19-NOV-2007 05:42:16	Tw_i_and_stray	41.500	100	4Gam Crv	2.5800	13100.	83	29904	No
64	GOM_NL__2PRFIN20071119_054348_000000442063_00291_29904_2515.N1	19-NOV-2007 05:43:48	Twilight	44.000	171	2Eps Crv	3.0010	4250.0	88	29904	No
65	GOM_NL__2PRFIN20071119_054951_000000392063_00291_29904_2516.N1	19-NOV-2007 05:49:51	Dark	38.500	64	Gam Cen	2.2000	10600.	77	29904	No
66	GOM_NL__2PRFIN20071119_055308_000000412063_00291_29904_2517.N1	19-NOV-2007 05:53:08	Dark	40.500	113	Mu Vel	2.6920	5000.0	81	29904	No
67	GOM_NL__2PRFIN20071119_055555_000000382063_00292_29905_2505.N1	19-NOV-2007 05:55:55	Dark	38.000	124	The Car	2.7640	30000.	76	29905	No
68	GOM_NL__2PRFIN20071119_060000_000000432063_00292_29905_2506.N1	19-NOV-2007 06:00:00	Dark	43.000	41	Eps Car	1.8600	4100.0	86	29905	No
69	GOM_NL__2PRFIN20071119_061356_000000392063_00292_29905_2507.N1	19-NOV-2007 06:13:56	Straylight	38.500	157	The1Eri	2.9060	9300.0	77	29905	No
70	GOM_NL__2PRFIN20071119_062639_000000462063_00292_29905_2508.N1	19-NOV-2007 06:26:39	Tw_i_and_stray	46.000	94	92Alp Cet	2.5260	3100.0	92	29905	No
71	GOM_NL__2PRFIN20071119_063134_000000372063_00292_29905_2509.N1	19-NOV-2007 06:31:34	Bright	37.000	105	6Bet Ari	2.6450	8900.0	74	29905	No
72	GOM_NL__2PRFIN20071119_063529_000000362063_00292_29905_2510.N1	19-NOV-2007 06:35:29	Bright	35.500	173	4Bet Tri	3.0040	8900.0	71	29905	No
73	GOM_NL__2PRFIN20071119_063733_000000372063_00292_29905_2511.N1	19-NOV-2007 06:37:33	Bright	37.000	73	57Gam1And	2.2600	13100.	74	29905	No
74	GOM_NL__2PRFIN20071119_064108_000000382063_00292_29905_2512.N1	19-NOV-2007 06:41:08	Bright	38.000	160	23Gam Per	2.9300	4700.0	76	29905	No
75	GOM_NL__2PRFIN20071119_064239_000000352063_00292_29905_2513.N1	19-NOV-2007 06:42:39	Bright	34.500	110	37Del Cas	2.6780	8900.0	69	29905	No
76	GOM_NL__2PRFIN20071119_065048_000000352063_00292_29905_2514.N1	19-NOV-2007 06:50:48	Bright	35.000	49	1Alp UMi	1.9900	6300.0	70	29905	No
77	GOM_NL__2PRFIN20071119_065514_000000372063_00292_29905_2515.N1	19-NOV-2007 06:55:14	Bright	36.500	60	7Bet UMi	2.0810	3950.0	73	29905	No
78	GOM_NL__2PRFIN20071119_070047_000000362063_00292_29905_2516.N1	19-NOV-2007 07:00:47	Bright	36.000	32	77Eps UMa	1.7630	11000.	72	29905	No
79	GOM_NL__2PRFIN20071119_070231_000000362063_00292_29905_2517.N1	19-NOV-2007 07:02:31	Bright	35.500	39	85Eta UMa	1.8540	24000.	71	29905	No
80	GOM_NL__2PRFIN20071119_070559_000000362063_00292_29905_2518.N1	19-NOV-2007 07:05:59	Bright	35.500	152	12Alp2CVn	2.8900	11000.	71	29905	No
81	GOM_NL__2PRFIN20071119_071106_000000332063_00292_29905_2519.N1	19-NOV-2007 07:11:06	Bright	33.000	111	8Eta Boo	2.6800	6000.0	66	29905	No
82	GOM_NL__2PRFIN20071119_071350_000000342063_00292_29905_2520.N1	19-NOV-2007 07:13:50	Bright	34.000	138	47Eps Vir	2.8280	4700.0	68	29905	No
83	GOM_NL__2PRFIN20071119_071744_000000392063_00292_29905_2521.N1	19-NOV-2007 07:17:44	Bright	38.500	121	29Gam Vir	2.7400	7200.0	77	29905	No
84	GOM_NL__2PRFIN20071119_072253_000000412063_00292_29905_2522.N1	19-NOV-2007 07:22:53	Tw_i_and_stray	41.000	100	4Gam Crv	2.5800	13100.	82	29905	No
85	GOM_NL__2PRFIN20071119_072425_000000422063_00292_29905_2523.N1	19-NOV-2007 07:24:25	Twilight	41.500	171	2Eps Crv	3.0010	4250.0	83	29905	No
86	GOM_NL__2PRFIN20071119_073028_000000382063_00292_29905_2524.N1	19-NOV-2007 07:30:28	Dark	38.000	64	Gam Cen	2.2000	10600.	76	29905	No
87	GOM_NL__2PRFIN20071119_073345_000000432063_00292_29905_2525.N1	19-NOV-2007 07:33:45	Dark	42.500	113	Mu Vel	2.6920	5000.0	85	29905	No
88	GOM_NL__2PRFIN20071119_073631_000000372063_00293_29906_2523.N1	19-NOV-2007 07:36:31	Dark	37.000	124	The Car	2.7640	30000.	74	29906	No
89	GOM_NL__2PRFIN20071119_074037_000000422063_00293_29906_2524.N1	19-NOV-2007 07:40:37	Dark	41.500	41	Eps Car	1.8600	4100.0	83	29906	No
90	GOM_NL__2PRFIN20071119_075433_000000392063_00293_29906_2525.N1	19-NOV-2007 07:54:33	Straylight	38.500	157	The1Eri	2.9060	9300.0	77	29906	No
91	GOM_NL__2PRFIN20071119_080715_000000492063_00293_29906_2526.N1	19-NOV-2007 08:07:15	Tw_i_and_stray	49.000	94	92Alp Cet	2.5260	3100.0	98	29906	No
92	GOM_NL__2PRFIN20071119_081210_000000362063_00293_29906_2527.N1	19-NOV-2007 08:12:10	Bright	35.500	105	6Bet Ari	2.6450	8900.0	71	29906	No
93	GOM_NL__2PRFIN20071119_081605_000000342063_00293_29906_2528.N1	19-NOV-2007 08:16:05	Bright	34.000	173	4Bet Tri	3.0040	8900.0	68	29906	No
94	GOM_NL__2PRFIN20071119_081809_000000362063_00293_29906_2529.N1	19-NOV-2007 08:18:09	Bright	36.000	73	57Gam1And	2.2600	13100.	72	29906	No
95	GOM_NL__2PRFIN20071119_082144_000000382063_00293_29906_2530.N1	19-NOV-2007 08:21:44	Bright	37.500	160	23Gam Per	2.9300	4700.0	75	29906	No
96	GOM_NL__2PRFIN20071119_082315_000000352063_00293_29906_2531.N1	19-NOV-2007 08:23:15	Bright	34.500	110	37Del Cas	2.6780	8900.0	69	29906	No
97	GOM_NL__2PRFIN20071119_083124_000000362063_00293_29906_2532.N1	19-NOV-2007 08:31:24	Bright	35.500	49	1Alp UMi	1.9900	6300.0	71	29906	No
98	GOM_NL__2PRFIN20071119_083550_000000372063_00293_29906_2533.N1	19-NOV-2007 08:35:50	Bright	36.500	60	7Bet UMi	2.0810	3950.0	73	29906	No
99	GOM_NL__2PRFIN20071119_084123_000000372063_00293_29906_2534.N1	19-NOV-2007 08:41:23	Bright	36.500	32	77Eps UMa	1.7630	11000.	73	29906	No
100	GOM_NL__2PRFIN20071119_084307_000000362063_00293_29906_2535.N1	19-NOV-2007 08:43:07	Bright	35.500	39	85Eta UMa	1.8540	24000.	71	29906	No
101	GOM_NL__2PRFIN20071119_085142_000000322063_00293_29906_2536.N1	19-NOV-2007 08:51:42	Bright	32.000	111	8Eta Boo	2.6800	6000.0	64	29906	No

102	GOM_NL__2PRFIN20071119_085427_000000352063_00293_29906_2537.N1	19-NOV-2007 08:54:27	Bright	34.500	138	47Eps Vir	2.8280	4700.0	69	29906	No
103	GOM_NL__2PRFIN20071119_085820_000000382063_00293_29906_2538.N1	19-NOV-2007 08:58:20	Bright	38.000	121	29Gam Vir	2.7400	7200.0	76	29906	No
104	GOM_NL__2PRFIN20071119_090329_000000412063_00293_29906_2539.N1	19-NOV-2007 09:03:29	Twilight	40.500	100	4Gam Crv	2.5800	13100.	81	29906	No
105	GOM_NL__2PRFIN20071119_090501_000000442063_00293_29906_2540.N1	19-NOV-2007 09:05:01	Twilight	43.500	171	2Eps Crv	3.0010	4250.0	87	29906	No
106	GOM_NL__2PRFIN20071119_091104_000000382063_00293_29906_2541.N1	19-NOV-2007 09:11:04	Dark	38.000	64	Gam Cen	2.2000	10600.	76	29906	No
107	GOM_NL__2PRFIN20071119_091421_000000432063_00293_29906_2542.N1	19-NOV-2007 09:14:21	Dark	43.000	113	Mu Vel	2.6920	5000.0	86	29906	No
108	GOM_NL__2PRFIN20071119_091708_000000362063_00294_29907_2585.N1	19-NOV-2007 09:17:08	Dark	36.000	124	The Car	2.7640	30000.	72	29907	No
109	GOM_NL__2PRFIN20071119_092113_000000432063_00294_29907_2586.N1	19-NOV-2007 09:21:13	Dark	42.500	41	Eps Car	1.8600	4100.0	85	29907	No
110	GOM_NL__2PRFIN20071119_093509_000000362063_00294_29907_2587.N1	19-NOV-2007 09:35:09	Straylight	36.000	157	The1Eri	2.9060	9300.0	72	29907	No
111	GOM_NL__2PRFIN20071119_094751_000000492063_00294_29907_2588.N1	19-NOV-2007 09:47:51	Twilight	49.000	94	92Alp Cet	2.5260	3100.0	98	29907	No
112	GOM_NL__2PRFIN20071119_095246_000000362063_00294_29907_2589.N1	19-NOV-2007 09:52:46	Bright	35.500	105	6Bet Ari	2.6450	8900.0	71	29907	No
113	GOM_NL__2PRFIN20071119_095641_000000352063_00294_29907_2590.N1	19-NOV-2007 09:56:41	Bright	34.500	173	4Bet Tri	3.0040	8900.0	69	29907	No
114	GOM_NL__2PRFIN20071119_095845_000000362063_00294_29907_2591.N1	19-NOV-2007 09:58:45	Bright	35.500	73	57Gam1And	2.2600	13100.	71	29907	No
115	GOM_NL__2PRFIN20071119_100220_000000372063_00294_29907_2592.N1	19-NOV-2007 10:02:20	Bright	37.000	160	23Gam Per	2.9300	4700.0	74	29907	No
116	GOM_NL__2PRFIN20071119_100351_000000352063_00294_29907_2593.N1	19-NOV-2007 10:03:51	Bright	35.000	110	37Del Cas	2.6780	8900.0	70	29907	No
117	GOM_NL__2PRFIN20071119_101159_000000362063_00294_29907_2594.N1	19-NOV-2007 10:11:59	Bright	36.000	49	1Alp UMi	1.9900	6300.0	72	29907	No
118	GOM_NL__2PRFIN20071119_101626_000000362063_00294_29907_2595.N1	19-NOV-2007 10:16:26	Bright	35.500	60	7Bet UMi	2.0810	3950.0	71	29907	No
119	GOM_NL__2PRFIN20071119_102159_000000382063_00294_29907_2596.N1	19-NOV-2007 10:21:59	Bright	37.500	32	77Eps UMa	1.7630	11000.	75	29907	No
120	GOM_NL__2PRFIN20071119_102343_000000342063_00294_29907_2597.N1	19-NOV-2007 10:23:43	Bright	33.500	39	85Eta UMa	1.8540	24000.	67	29907	No
121	GOM_NL__2PRFIN20071119_102711_000000352063_00294_29907_2598.N1	19-NOV-2007 10:27:11	Bright	35.000	152	12Alp2CVn	2.8900	11000.	70	29907	No
122	GOM_NL__2PRFIN20071119_103218_000000332063_00294_29907_2599.N1	19-NOV-2007 10:32:18	Bright	32.500	111	8Eta Boo	2.6800	6000.0	65	29907	No
123	GOM_NL__2PRFIN20071119_103503_000000352063_00294_29907_2600.N1	19-NOV-2007 10:35:03	Bright	34.500	138	47Eps Vir	2.8280	4700.0	69	29907	No
124	GOM_NL__2PRFIN20071119_103857_000000352063_00294_29907_2601.N1	19-NOV-2007 10:38:57	Bright	35.000	121	29Gam Vir	2.7400	7200.0	70	29907	No
125	GOM_NL__2PRFIN20071119_104405_000000442063_00294_29907_2602.N1	19-NOV-2007 10:44:05	Twilight	43.500	100	4Gam Crv	2.5800	13100.	87	29907	No
126	GOM_NL__2PRFIN20071119_104537_000000452063_00294_29907_2603.N1	19-NOV-2007 10:45:37	Twilight	44.500	171	2Eps Crv	3.0010	4250.0	89	29907	No
127	GOM_NL__2PRFIN20071119_105140_000000412063_00294_29907_2604.N1	19-NOV-2007 10:51:40	Dark	41.000	64	Gam Cen	2.2000	10600.	82	29907	No
128	GOM_NL__2PRFIN20071119_105458_000000412063_00294_29907_2605.N1	19-NOV-2007 10:54:58	Dark	40.500	113	Mu Vel	2.6920	5000.0	81	29907	No
129	GOM_NL__2PRFIN20071119_105744_000000372063_00295_29908_2606.N1	19-NOV-2007 10:57:44	Dark	36.500	124	The Car	2.7640	30000.	73	29908	No
130	GOM_NL__2PRFIN20071119_110150_000000432063_00295_29908_2607.N1	19-NOV-2007 11:01:50	Dark	42.500	41	Eps Car	1.8600	4100.0	85	29908	No
131	GOM_NL__2PRFIN20071119_111545_000000352063_00295_29908_2608.N1	19-NOV-2007 11:15:45	Straylight	35.000	157	The1Eri	2.9060	9300.0	70	29908	No
132	GOM_NL__2PRFIN20071119_112827_000000472063_00295_29908_2609.N1	19-NOV-2007 11:28:27	Twilight	46.500	94	92Alp Cet	2.5260	3100.0	93	29908	No
133	GOM_NL__2PRFIN20071119_113322_000000362063_00295_29908_2610.N1	19-NOV-2007 11:33:22	Bright	35.500	105	6Bet Ari	2.6450	8900.0	71	29908	No
134	GOM_NL__2PRFIN20071119_113717_000000352063_00295_29908_2611.N1	19-NOV-2007 11:37:17	Bright	35.000	173	4Bet Tri	3.0040	8900.0	70	29908	No
135	GOM_NL__2PRFIN20071119_113921_000000372063_00295_29908_2612.N1	19-NOV-2007 11:39:21	Bright	37.000	73	57Gam1And	2.2600	13100.	74	29908	No
136	GOM_NL__2PRFIN20071119_114255_000000392063_00295_29908_2613.N1	19-NOV-2007 11:42:55	Bright	38.500	160	23Gam Per	2.9300	4700.0	77	29908	No
137	GOM_NL__2PRFIN20071119_114427_000000352063_00295_29908_2614.N1	19-NOV-2007 11:44:27	Bright	34.500	110	37Del Cas	2.6780	8900.0	69	29908	No
138	GOM_NL__2PRFIN20071119_115235_000000342063_00295_29908_2615.N1	19-NOV-2007 11:52:35	Bright	34.000	49	1Alp UMi	1.9900	6300.0	68	29908	No
139	GOM_NL__2PRFIN20071119_115702_000000382063_00295_29908_2616.N1	19-NOV-2007 11:57:02	Bright	37.500	60	7Bet UMi	2.0810	3950.0	75	29908	No
140	GOM_NL__2PRFIN20071119_120235_000000382063_00295_29908_2617.N1	19-NOV-2007 12:02:35	Bright	37.500	32	77Eps UMa	1.7630	11000.	75	29908	No
141	GOM_NL__2PRFIN20071119_120419_000000362063_00295_29908_2618.N1	19-NOV-2007 12:04:19	Bright	35.500	39	85Eta UMa	1.8540	24000.	71	29908	No
142	GOM_NL__2PRFIN20071119_120747_000000352063_00295_29908_2619.N1	19-NOV-2007 12:07:47	Bright	35.000	152	12Alp2CVn	2.8900	11000.	70	29908	No
143	GOM_NL__2PRFIN20071119_121254_000000332063_00295_29908_2620.N1	19-NOV-2007 12:12:54	Bright	32.500	111	8Eta Boo	2.6800	6000.0	65	29908	No
144	GOM_NL__2PRFIN20071119_121539_000000352063_00295_29908_2621.N1	19-NOV-2007 12:15:39	Bright	34.500	138	47Eps Vir	2.8280	4700.0	69	29908	No
145	GOM_NL__2PRFIN20071119_121933_000000392063_00295_29908_2622.N1	19-NOV-2007 12:19:33	Bright	38.500	121	29Gam Vir	2.7400	7200.0	77	29908	No
146	GOM_NL__2PRFIN20071119_122442_000000412063_00295_29908_2623.N1	19-NOV-2007 12:24:42	Twilight	40.500	100	4Gam Crv	2.5800	13100.	81	29908	No
147	GOM_NL__2PRFIN20071119_122614_000000442063_00295_29908_2624.N1	19-NOV-2007 12:26:14	Twilight	43.500	171	2Eps Crv	3.0010	4250.0	87	29908	No
148	GOM_NL__2PRFIN20071119_123216_000000392063_00295_29908_2625.N1	19-NOV-2007 12:32:16	Dark	38.500	64	Gam Cen	2.2000	10600.	77	29908	No
149	GOM_NL__2PRFIN20071119_123534_000000422063_00295_29908_2626.N1	19-NOV-2007 12:35:34	Dark	41.500	113	Mu Vel	2.6920	5000.0	83	29908	No
150	GOM_NL__2PRFIN20071119_123820_000000372063_00296_29909_2632.N1	19-NOV-2007 12:38:20	Dark	37.000	124	The Car	2.7640	30000.	74	29909	No
151	GOM_NL__2PRFIN20071119_124226_000000432063_00296_29909_2633.N1	19-NOV-2007 12:42:26	Dark	43.000	41	Eps Car	1.8600	4100.0	86	29909	No
152	GOM_NL__2PRFIN20071119_125621_000000352063_00296_29909_2634.N1	19-NOV-2007 12:56:21	Straylight	35.000	157	The1Eri	2.9060	9300.0	70	29909	No
153	GOM_NL__2PRFIN20071119_130903_000000472063_00296_29909_2635.N1	19-NOV-2007 13:09:03	Twilight	47.000	94	92Alp Cet	2.5260	3100.0	94	29909	No
154	GOM_NL__2PRFIN20071119_131358_000000372063_00296_29909_2636.N1	19-NOV-2007 13:13:58	Bright	36.500	105	6Bet Ari	2.6450	8900.0	73	29909	No
155	GOM_NL__2PRFIN20071119_131752_000000352063_00296_29909_2637.N1	19-NOV-2007 13:17:52	Bright	35.000	173	4Bet Tri	3.0040	8900.0	70	29909	No
156	GOM_NL__2PRFIN20071119_131957_000000372063_00296_29909_2638.N1	19-NOV-2007 13:19:57	Bright	37.000	73	57Gam1And	2.2600	13100.	74	29909	No
157	GOM_NL__2PRFIN20071119_132331_000000372063_00296_29909_2639.N1	19-NOV-2007 13:23:31	Bright	36.500	160	23Gam Per	2.9300	4700.0	73	29909	No
158	GOM_NL__2PRFIN20071119_132503_000000352063_00296_29909_2640.N1	19-NOV-2007 13:25:03	Bright	35.000	110	37Del Cas	2.6780	8900.0	70	29909	No
159	GOM_NL__2PRFIN20071119_133311_000000372063_00296_29909_2641.N1	19-NOV-2007 13:33:11	Bright	36.500	49	1Alp UMi	1.9900	6300.0	73	29909	No
160	GOM_NL__2PRFIN20071119_133738_000000372063_00296_29909_2642.N1	19-NOV-2007 13:37:38	Bright	36.500	60	7Bet UMi	2.0810	3950.0	73	29909	No

161	GOM_NL__2PRFIN20071119_134311_000000372063_00296_29909_2643.N1	19-NOV-2007 13:43:11	Bright	36.500	32	77Eps UMa	1.7630	11000.	73	29909	No
162	GOM_NL__2PRFIN20071119_134455_000000352063_00296_29909_2644.N1	19-NOV-2007 13:44:55	Bright	34.500	39	85Eta UMa	1.8540	24000.	69	29909	No
163	GOM_NL__2PRFIN20071119_134824_000000342063_00296_29909_2645.N1	19-NOV-2007 13:48:24	Bright	34.000	152	12Alp2CVn	2.8900	11000.	68	29909	No
164	GOM_NL__2PRFIN20071119_135330_000000332063_00296_29909_2646.N1	19-NOV-2007 13:53:30	Bright	32.500	111	8Eta Boo	2.6800	6000.0	65	29909	No
165	GOM_NL__2PRFIN20071119_135615_000000342063_00296_29909_2647.N1	19-NOV-2007 13:56:15	Bright	34.000	138	47Eps Vir	2.8280	4700.0	68	29909	No
166	GOM_NL__2PRFIN20071119_140009_000000382063_00296_29909_2648.N1	19-NOV-2007 14:00:09	Bright	37.500	121	29Gam Vir	2.7400	7200.0	75	29909	No
167	GOM_NL__2PRFIN20071119_140518_000000422063_00296_29909_2649.N1	19-NOV-2007 14:05:18	Twi_and_stray	41.500	100	4Gam Crv	2.5800	13100.	83	29909	No
168	GOM_NL__2PRFIN20071119_140650_000000432063_00296_29909_2650.N1	19-NOV-2007 14:06:50	Twilight	42.500	171	2Eps Crv	3.0010	4250.0	85	29909	No
169	GOM_NL__2PRFIN20071119_141252_000000382063_00296_29909_2651.N1	19-NOV-2007 14:12:52	Dark	37.500	64	Gam Cen	2.2000	10600.	75	29909	No
170	GOM_NL__2PRFIN20071119_141611_000000422063_00296_29909_2652.N1	19-NOV-2007 14:16:11	Dark	42.000	113	Mu Vel	2.6920	5000.0	84	29909	No
171	GOM_NL__2PRFIN20071119_141857_000000372063_00297_29910_2687.N1	19-NOV-2007 14:18:57	Dark	36.500	124	The Car	2.7640	30000.	73	29910	No
172	GOM_NL__2PRFIN20071119_142149_000000402063_00297_29910_2688.N1	19-NOV-2007 14:21:49	Dark	39.500	29	Bet Car	1.6720	10200.	79	29910	No
173	GOM_NL__2PRFIN20071119_143657_000000382063_00297_29910_2689.N1	19-NOV-2007 14:36:57	Straylight	37.500	157	The1Eri	2.9060	9300.0	75	29910	No
174	GOM_NL__2PRFIN20071119_144938_000000482063_00297_29910_2690.N1	19-NOV-2007 14:49:38	Twi_and_stray	48.000	94	92Alp Cet	2.5260	3100.0	96	29910	No
175	GOM_NL__2PRFIN20071119_145434_000000372063_00297_29910_2691.N1	19-NOV-2007 14:54:34	Bright	36.500	105	6Bet Ari	2.6450	8900.0	73	29910	No
176	GOM_NL__2PRFIN20071119_145828_000000352063_00297_29910_2692.N1	19-NOV-2007 14:58:28	Bright	34.500	173	4Bet Tri	3.0040	8900.0	69	29910	No
177	GOM_NL__2PRFIN20071119_150033_000000382063_00297_29910_2693.N1	19-NOV-2007 15:00:33	Bright	37.500	73	57Gam1And	2.2600	13100.	75	29910	No
178	GOM_NL__2PRFIN20071119_150407_000000382063_00297_29910_2694.N1	19-NOV-2007 15:04:07	Bright	37.500	160	23Gam Per	2.9300	4700.0	75	29910	No
179	GOM_NL__2PRFIN20071119_150539_000000352063_00297_29910_2695.N1	19-NOV-2007 15:05:39	Bright	34.500	110	37Del Cas	2.6780	8900.0	69	29910	No
180	GOM_NL__2PRFIN20071119_151347_000000362063_00297_29910_2696.N1	19-NOV-2007 15:13:47	Bright	36.000	49	1Alp UMi	1.9900	6300.0	72	29910	No
181	GOM_NL__2PRFIN20071119_151814_000000372063_00297_29910_2697.N1	19-NOV-2007 15:18:14	Bright	37.000	60	7Bet UMi	2.0810	3950.0	74	29910	No
182	GOM_NL__2PRFIN20071119_152347_000000372063_00297_29910_2698.N1	19-NOV-2007 15:23:47	Bright	37.000	32	77Eps UMa	1.7630	11000.	74	29910	No
183	GOM_NL__2PRFIN20071119_152531_000000352063_00297_29910_2699.N1	19-NOV-2007 15:25:31	Bright	34.500	39	85Eta UMa	1.8540	24000.	69	29910	No
184	GOM_NL__2PRFIN20071119_152859_000000352063_00297_29910_2700.N1	19-NOV-2007 15:28:59	Bright	35.000	152	12Alp2CVn	2.8900	11000.	70	29910	No
185	GOM_NL__2PRFIN20071119_153406_000000332063_00297_29910_2701.N1	19-NOV-2007 15:34:06	Bright	32.500	111	8Eta Boo	2.6800	6000.0	65	29910	No
186	GOM_NL__2PRFIN20071119_153651_000000352063_00297_29910_2702.N1	19-NOV-2007 15:36:51	Bright	34.500	138	47Eps Vir	2.8280	4700.0	69	29910	No
187	GOM_NL__2PRFIN20071119_154045_000000552063_00297_29910_2703.N1	19-NOV-2007 15:40:45	Bright	55.000	121	29Gam Vir	2.7400	7200.0	110	29910	No
188	GOM_NL__2PRFIN20071119_154555_000000392063_00297_29910_2704.N1	19-NOV-2007 15:45:55	Twi_and_stray	39.000	100	4Gam Crv	2.5800	13100.	78	29910	No
189	GOM_NL__2PRFIN20071119_154727_000000452063_00297_29910_2705.N1	19-NOV-2007 15:47:27	Twilight	45.000	171	2Eps Crv	3.0010	4250.0	90	29910	No
190	GOM_NL__2PRFIN20071119_155328_000000372063_00297_29910_2706.N1	19-NOV-2007 15:53:28	Dark	37.000	64	Gam Cen	2.2000	10600.	74	29910	No
191	GOM_NL__2PRFIN20071119_155647_000000412063_00297_29910_2707.N1	19-NOV-2007 15:56:47	Dark	40.500	113	Mu Vel	2.6920	5000.0	81	29910	No
192	GOM_NL__2PRFIN20071119_155933_000000362063_00298_29911_2704.N1	19-NOV-2007 15:59:33	Dark	35.500	124	The Car	2.7640	30000.	71	29911	No
193	GOM_NL__2PRFIN20071119_160225_000000382063_00298_29911_2705.N1	19-NOV-2007 16:02:25	Dark	37.500	29	Bet Car	1.6720	10200.	75	29911	No
194	GOM_NL__2PRFIN20071119_161733_000000392063_00298_29911_2706.N1	19-NOV-2007 16:17:33	Straylight	39.000	157	The1Eri	2.9060	9300.0	78	29911	No
195	GOM_NL__2PRFIN20071119_163014_000000482063_00298_29911_2707.N1	19-NOV-2007 16:30:14	Twi_and_stray	48.000	94	92Alp Cet	2.5260	3100.0	96	29911	No
196	GOM_NL__2PRFIN20071119_163510_000000362063_00298_29911_2708.N1	19-NOV-2007 16:35:10	Bright	36.000	105	6Bet Ari	2.6450	8900.0	72	29911	No
197	GOM_NL__2PRFIN20071119_163904_000000352063_00298_29911_2709.N1	19-NOV-2007 16:39:04	Bright	35.000	173	4Bet Tri	3.0040	8900.0	70	29911	No
198	GOM_NL__2PRFIN20071119_164108_000000372063_00298_29911_2710.N1	19-NOV-2007 16:41:08	Bright	36.500	73	57Gam1And	2.2600	13100.	73	29911	No
199	GOM_NL__2PRFIN20071119_164443_000000392063_00298_29911_2711.N1	19-NOV-2007 16:44:43	Bright	38.500	160	23Gam Per	2.9300	4700.0	77	29911	No
200	GOM_NL__2PRFIN20071119_164615_000000342063_00298_29911_2712.N1	19-NOV-2007 16:46:15	Bright	34.000	110	37Del Cas	2.6780	8900.0	68	29911	No
201	GOM_NL__2PRFIN20071119_165423_000000372063_00298_29911_2713.N1	19-NOV-2007 16:54:23	Bright	36.500	49	1Alp UMi	1.9900	6300.0	73	29911	No
202	GOM_NL__2PRFIN20071119_165850_000000372063_00298_29911_2714.N1	19-NOV-2007 16:58:50	Bright	36.500	60	7Bet UMi	2.0810	3950.0	73	29911	No
203	GOM_NL__2PRFIN20071119_170423_000000342063_00298_29911_2715.N1	19-NOV-2007 17:04:23	Bright	34.000	32	77Eps UMa	1.7630	11000.	68	29911	No
204	GOM_NL__2PRFIN20071119_170607_000000342063_00298_29911_2716.N1	19-NOV-2007 17:06:07	Bright	34.000	39	85Eta UMa	1.8540	24000.	68	29911	No
205	GOM_NL__2PRFIN20071119_170935_000000532063_00298_29911_2717.N1	19-NOV-2007 17:09:35	Bright	52.500	152	12Alp2CVn	2.8900	11000.	105	29911	No
206	GOM_NL__2PRFIN20071119_171442_000000332063_00298_29911_2718.N1	19-NOV-2007 17:14:42	Bright	32.500	111	8Eta Boo	2.6800	6000.0	65	29911	No
207	GOM_NL__2PRFIN20071119_171727_000000352063_00298_29911_2719.N1	19-NOV-2007 17:17:27	Bright	34.500	138	47Eps Vir	2.8280	4700.0	69	29911	No
208	GOM_NL__2PRFIN20071119_172122_000000372063_00298_29911_2720.N1	19-NOV-2007 17:21:22	Bright	36.500	121	29Gam Vir	2.7400	7200.0	73	29911	No
209	GOM_NL__2PRFIN20071119_172631_000000412063_00298_29911_2721.N1	19-NOV-2007 17:26:31	Twi_and_stray	41.000	100	4Gam Crv	2.5800	13100.	82	29911	No
210	GOM_NL__2PRFIN20071119_172803_000000462063_00298_29911_2722.N1	19-NOV-2007 17:28:03	Twilight	46.000	171	2Eps Crv	3.0010	4250.0	92	29911	No
211	GOM_NL__2PRFIN20071119_173405_000000372063_00298_29911_2723.N1	19-NOV-2007 17:34:05	Dark	36.500	64	Gam Cen	2.2000	10600.	73	29911	No
212	GOM_NL__2PRFIN20071119_173724_000000402063_00298_29911_2724.N1	19-NOV-2007 17:37:24	Dark	40.000	113	Mu Vel	2.6920	5000.0	80	29911	No
213	GOM_NL__2PRFIN20071119_174009_000000382063_00299_29912_2734.N1	19-NOV-2007 17:40:09	Dark	38.000	124	The Car	2.7640	30000.	76	29912	No
214	GOM_NL__2PRFIN20071119_174301_000000372063_00299_29912_2735.N1	19-NOV-2007 17:43:01	Dark	37.000	29	Bet Car	1.6720	10200.	74	29912	No
215	GOM_NL__2PRFIN20071119_175809_000000392063_00299_29912_2736.N1	19-NOV-2007 17:58:09	Straylight	38.500	157	The1Eri	2.9060	9300.0	77	29912	No
216	GOM_NL__2PRFIN20071119_181050_000000432063_00299_29912_2737.N1	19-NOV-2007 18:10:50	Twi_and_stray	42.500	94	92Alp Cet	2.5260	3100.0	85	29912	No
217	GOM_NL__2PRFIN20071119_181546_000000362063_00299_29912_2738.N1	19-NOV-2007 18:15:46	Bright	36.000	105	6Bet Ari	2.6450	8900.0	72	29912	No
218	GOM_NL__2PRFIN20071119_181940_000000362063_00299_29912_2739.N1	19-NOV-2007 18:19:40	Bright	35.500	173	4Bet Tri	3.0040	8900.0	71	29912	No
219	GOM_NL__2PRFIN20071119_182144_000000362063_00299_29912_2740.N1	19-NOV-2007 18:21:44	Bright	36.000	73	57Gam1And	2.2600	13100.	72	29912	No

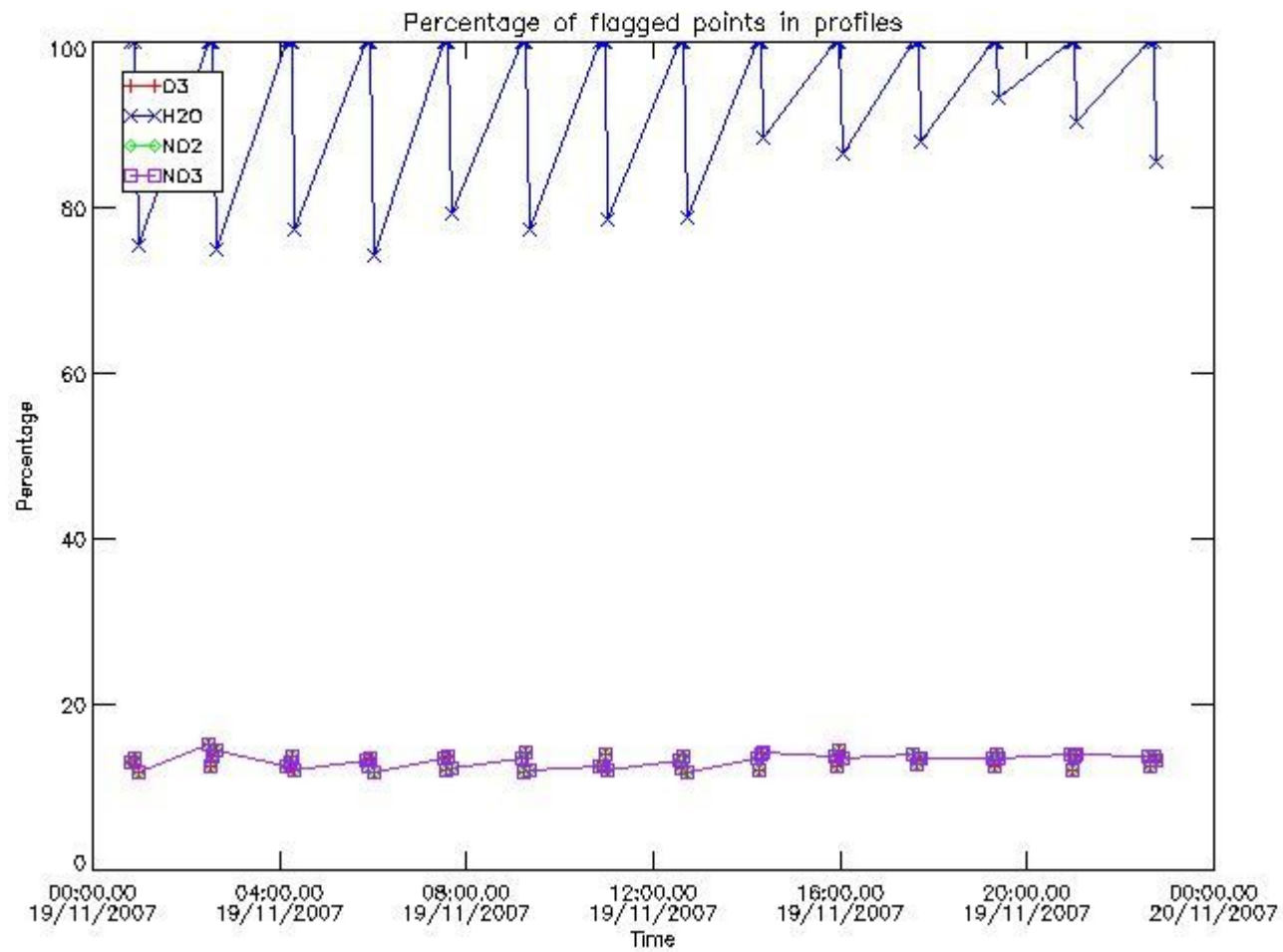
220	GOM_NL__2PRFIN20071119_182518_000000372063_00299_29912_2741.N1	19-NOV-2007 18:25:18	Bright	37.000	160	23Gam Per	2.9300	4700.0	74	29912	No
221	GOM_NL__2PRFIN20071119_182651_000000352063_00299_29912_2742.N1	19-NOV-2007 18:26:51	Bright	35.000	110	37Del Cas	2.6780	8900.0	70	29912	No
222	GOM_NL__2PRFIN20071119_183459_000000372063_00299_29912_2743.N1	19-NOV-2007 18:34:59	Bright	36.500	49	1Alp UMi	1.9900	6300.0	73	29912	No
223	GOM_NL__2PRFIN20071119_183926_000000372063_00299_29912_2744.N1	19-NOV-2007 18:39:26	Bright	37.000	60	7Bet UMi	2.0810	3950.0	74	29912	No
224	GOM_NL__2PRFIN20071119_184459_000000342063_00299_29912_2745.N1	19-NOV-2007 18:44:59	Bright	34.000	32	77Eps UMa	1.7630	11000.	68	29912	No
225	GOM_NL__2PRFIN20071119_184643_000000342063_00299_29912_2746.N1	19-NOV-2007 18:46:43	Bright	33.500	39	85Eta UMa	1.8540	24000.	67	29912	No
226	GOM_NL__2PRFIN20071119_185012_000000362063_00299_29912_2747.N1	19-NOV-2007 18:50:12	Bright	36.000	152	12Alp2CVn	2.8900	11000.	72	29912	No
227	GOM_NL__2PRFIN20071119_185518_000000332063_00299_29912_2748.N1	19-NOV-2007 18:55:18	Bright	32.500	111	8Eta Boo	2.6800	6000.0	65	29912	No
228	GOM_NL__2PRFIN20071119_185804_000000352063_00299_29912_2749.N1	19-NOV-2007 18:58:04	Bright	34.500	138	47Eps Vir	2.8280	4700.0	69	29912	No
229	GOM_NL__2PRFIN20071119_190158_000000382063_00299_29912_2750.N1	19-NOV-2007 19:01:58	Bright	37.500	121	29Gam Vir	2.7400	7200.0	75	29912	No
230	GOM_NL__2PRFIN20071119_190708_000000442063_00299_29912_2751.N1	19-NOV-2007 19:07:08	Twilight	44.000	100	4Gam Crv	2.5800	13100.	88	29912	No
231	GOM_NL__2PRFIN20071119_190840_000000472063_00299_29912_2752.N1	19-NOV-2007 19:08:40	Twilight	46.500	171	2Eps Crv	3.0010	4250.0	93	29912	No
232	GOM_NL__2PRFIN20071119_191441_000000382063_00299_29912_2753.N1	19-NOV-2007 19:14:41	Dark	37.500	64	Gam Cen	2.2000	10600.	75	29912	No
233	GOM_NL__2PRFIN20071119_191801_000000412063_00299_29912_2754.N1	19-NOV-2007 19:18:01	Dark	41.000	113	Mu Vel	2.6920	5000.0	82	29912	No
234	GOM_NL__2PRFIN20071119_192045_000000372063_00300_29913_2748.N1	19-NOV-2007 19:20:45	Dark	36.500	124	The Car	2.7640	30000.	73	29913	No
235	GOM_NL__2PRFIN20071119_192338_000000382063_00300_29913_2749.N1	19-NOV-2007 19:23:38	Dark	37.500	29	Bet Car	1.6720	10200.	75	29913	No
236	GOM_NL__2PRFIN20071119_193845_000000392063_00300_29913_2750.N1	19-NOV-2007 19:38:45	Straylight	39.000	157	The1Eri	2.9060	9300.0	78	29913	No
237	GOM_NL__2PRFIN20071119_195126_000000472063_00300_29913_2751.N1	19-NOV-2007 19:51:26	Twilight	46.500	94	92Alp Cet	2.5260	3100.0	93	29913	No
238	GOM_NL__2PRFIN20071119_195622_000000372063_00300_29913_2752.N1	19-NOV-2007 19:56:22	Bright	36.500	105	6Bet Ari	2.6450	8900.0	73	29913	No
239	GOM_NL__2PRFIN20071119_200016_000000342063_00300_29913_2753.N1	19-NOV-2007 20:00:16	Bright	34.000	173	4Bet Tri	3.0040	8900.0	68	29913	No
240	GOM_NL__2PRFIN20071119_200220_000000352063_00300_29913_2754.N1	19-NOV-2007 20:02:20	Bright	35.000	73	57Gam1And	2.2600	13100.	70	29913	No
241	GOM_NL__2PRFIN20071119_200554_000000372063_00300_29913_2755.N1	19-NOV-2007 20:05:54	Bright	36.500	160	23Gam Per	2.9300	4700.0	73	29913	No
242	GOM_NL__2PRFIN20071119_200727_000000352063_00300_29913_2756.N1	19-NOV-2007 20:07:27	Bright	35.000	110	37Del Cas	2.6780	8900.0	70	29913	No
243	GOM_NL__2PRFIN20071119_201535_000000372063_00300_29913_2757.N1	19-NOV-2007 20:15:35	Bright	36.500	49	1Alp UMi	1.9900	6300.0	73	29913	No
244	GOM_NL__2PRFIN20071119_202002_000000372063_00300_29913_2758.N1	19-NOV-2007 20:20:02	Bright	37.000	60	7Bet UMi	2.0810	3950.0	74	29913	No
245	GOM_NL__2PRFIN20071119_202535_000000382063_00300_29913_2759.N1	19-NOV-2007 20:25:35	Bright	38.000	32	77Eps UMa	1.7630	11000.	76	29913	No
246	GOM_NL__2PRFIN20071119_202719_000000362063_00300_29913_2760.N1	19-NOV-2007 20:27:19	Bright	36.000	39	85Eta UMa	1.8540	24000.	72	29913	No
247	GOM_NL__2PRFIN20071119_203048_000000362063_00300_29913_2761.N1	19-NOV-2007 20:30:48	Bright	35.500	152	12Alp2CVn	2.8900	11000.	71	29913	No
248	GOM_NL__2PRFIN20071119_203554_000000332063_00300_29913_2762.N1	19-NOV-2007 20:35:54	Bright	32.500	111	8Eta Boo	2.6800	6000.0	65	29913	No
249	GOM_NL__2PRFIN20071119_203840_000000352063_00300_29913_2763.N1	19-NOV-2007 20:38:40	Bright	35.000	138	47Eps Vir	2.8280	4700.0	70	29913	No
250	GOM_NL__2PRFIN20071119_204234_000000552063_00300_29913_2764.N1	19-NOV-2007 20:42:34	Bright	54.500	121	29Gam Vir	2.7400	7200.0	109	29913	No
251	GOM_NL__2PRFIN20071119_204744_000000422063_00300_29913_2765.N1	19-NOV-2007 20:47:44	Twilight	42.000	100	4Gam Crv	2.5800	13100.	84	29913	No
252	GOM_NL__2PRFIN20071119_204916_000000432063_00300_29913_2766.N1	19-NOV-2007 20:49:16	Twilight	43.000	171	2Eps Crv	3.0010	4250.0	86	29913	No
253	GOM_NL__2PRFIN20071119_205517_000000372063_00300_29913_2767.N1	19-NOV-2007 20:55:17	Dark	36.500	64	Gam Cen	2.2000	10600.	73	29913	No
254	GOM_NL__2PRFIN20071119_205837_000000422063_00300_29913_2768.N1	19-NOV-2007 20:58:37	Dark	42.000	113	Mu Vel	2.6920	5000.0	84	29913	No
255	GOM_NL__2PRFIN20071119_210122_000000372063_00301_29914_2762.N1	19-NOV-2007 21:01:22	Dark	37.000	124	The Car	2.7640	30000.	74	29914	No
256	GOM_NL__2PRFIN20071119_210414_000000372063_00301_29914_2763.N1	19-NOV-2007 21:04:14	Dark	36.500	29	Bet Car	1.6720	10200.	73	29914	No
257	GOM_NL__2PRFIN20071119_211922_000000382063_00301_29914_2764.N1	19-NOV-2007 21:19:22	Straylight	37.500	157	The1Eri	2.9060	9300.0	75	29914	No
258	GOM_NL__2PRFIN20071119_213202_000000472063_00301_29914_2765.N1	19-NOV-2007 21:32:02	Twilight	46.500	94	92Alp Cet	2.5260	3100.0	93	29914	No
259	GOM_NL__2PRFIN20071119_213658_000000372063_00301_29914_2766.N1	19-NOV-2007 21:36:58	Bright	36.500	105	6Bet Ari	2.6450	8900.0	73	29914	No
260	GOM_NL__2PRFIN20071119_214052_000000352063_00301_29914_2767.N1	19-NOV-2007 21:40:52	Bright	35.000	173	4Bet Tri	3.0040	8900.0	70	29914	No
261	GOM_NL__2PRFIN20071119_214256_000000372063_00301_29914_2768.N1	19-NOV-2007 21:42:56	Bright	36.500	73	57Gam1And	2.2600	13100.	73	29914	No
262	GOM_NL__2PRFIN20071119_214630_000000372063_00301_29914_2769.N1	19-NOV-2007 21:46:30	Bright	37.000	160	23Gam Per	2.9300	4700.0	74	29914	No
263	GOM_NL__2PRFIN20071119_214803_000000352063_00301_29914_2770.N1	19-NOV-2007 21:48:03	Bright	35.000	110	37Del Cas	2.6780	8900.0	70	29914	No
264	GOM_NL__2PRFIN20071119_215611_000000372063_00301_29914_2771.N1	19-NOV-2007 21:56:11	Bright	36.500	49	1Alp UMi	1.9900	6300.0	73	29914	No
265	GOM_NL__2PRFIN20071119_220038_000000332063_00301_29914_2772.N1	19-NOV-2007 22:00:38	Bright	33.000	60	7Bet UMi	2.0810	3950.0	66	29914	No
266	GOM_NL__2PRFIN20071119_220611_000000542063_00301_29914_2773.N1	19-NOV-2007 22:06:11	Bright	54.000	32	77Eps UMa	1.7630	11000.	108	29914	No
267	GOM_NL__2PRFIN20071119_220755_000000352063_00301_29914_2774.N1	19-NOV-2007 22:07:55	Bright	34.500	39	85Eta UMa	1.8540	24000.	69	29914	No
268	GOM_NL__2PRFIN20071119_221124_000000372063_00301_29914_2775.N1	19-NOV-2007 22:11:24	Bright	36.500	152	12Alp2CVn	2.8900	11000.	73	29914	No
269	GOM_NL__2PRFIN20071119_221630_000000332063_00301_29914_2776.N1	19-NOV-2007 22:16:30	Bright	33.000	111	8Eta Boo	2.6800	6000.0	66	29914	No
270	GOM_NL__2PRFIN20071119_221916_000000532063_00301_29914_2777.N1	19-NOV-2007 22:19:16	Bright	53.000	138	47Eps Vir	2.8280	4700.0	106	29914	No
271	GOM_NL__2PRFIN20071119_222311_000000482063_00301_29914_2778.N1	19-NOV-2007 22:23:11	Bright	48.000	121	29Gam Vir	2.7400	7200.0	96	29914	No
272	GOM_NL__2PRFIN20071119_222821_000000412063_00301_29914_2779.N1	19-NOV-2007 22:28:21	Twilight	40.500	100	4Gam Crv	2.5800	13100.	81	29914	No
273	GOM_NL__2PRFIN20071119_222953_000000442063_00301_29914_2780.N1	19-NOV-2007 22:29:53	Twilight	44.000	171	2Eps Crv	3.0010	4250.0	88	29914	No
274	GOM_NL__2PRFIN20071119_223553_000000372063_00301_29914_2781.N1	19-NOV-2007 22:35:53	Dark	37.000	64	Gam Cen	2.2000	10600.	74	29914	No
275	GOM_NL__2PRFIN20071119_223914_000000412063_00301_29914_2782.N1	19-NOV-2007 22:39:14	Dark	41.000	113	Mu Vel	2.6920	5000.0	82	29914	No
276	GOM_NL__2PRFIN20071119_224158_000000372063_00302_29915_2775.N1	19-NOV-2007 22:41:58	Dark	37.000	124	The Car	2.7640	30000.	74	29915	No
277	GOM_NL__2PRFIN20071119_224450_000000392063_00302_29915_2776.N1	19-NOV-2007 22:44:50	Dark	38.500	29	Bet Car	1.6720	10200.	77	29915	No
278	GOM_NL__2PRFIN20071119_225958_000000382063_00302_29915_2777.N1	19-NOV-2007 22:59:58	Straylight	38.000	157	The1Eri	2.9060	9300.0	76	29915	No

279	GOM_NL__2PRFIN20071119_231238_000000442063_00302_29915_2778.N1	19-NOV-2007 23:12:38	Twilight_stray	43.500	94	92Alp Cet	2.5260	3100.0	87	29915	No
280	GOM_NL__2PRFIN20071119_231734_000000362063_00302_29915_2779.N1	19-NOV-2007 23:17:34	Bright	35.500	105	6Bet Ari	2.6450	8900.0	71	29915	No
281	GOM_NL__2PRFIN20071119_232128_000000342063_00302_29915_2780.N1	19-NOV-2007 23:21:28	Bright	34.000	173	4Bet Tri	3.0040	8900.0	68	29915	No
282	GOM_NL__2PRFIN20071119_232332_000000362063_00302_29915_2781.N1	19-NOV-2007 23:23:32	Bright	35.500	73	57Gam1And	2.2600	13100.	71	29915	No
283	GOM_NL__2PRFIN20071119_232705_000000372063_00302_29915_2782.N1	19-NOV-2007 23:27:05	Bright	37.000	160	23Gam Per	2.9300	4700.0	74	29915	No
284	GOM_NL__2PRFIN20071119_232839_000000352063_00302_29915_2783.N1	19-NOV-2007 23:28:39	Bright	35.000	110	37Del Cas	2.6780	8900.0	70	29915	No
285	GOM_NL__2PRFIN20071119_233647_000000362063_00302_29915_2784.N1	19-NOV-2007 23:36:47	Bright	36.000	49	1Alp UMi	1.9900	6300.0	72	29915	No
286	GOM_NL__2PRFIN20071119_234114_000000362063_00302_29915_2785.N1	19-NOV-2007 23:41:14	Bright	35.500	60	7Bet UMi	2.0810	3950.0	71	29915	No
287	GOM_NL__2PRFIN20071119_234646_000000482063_00302_29915_2786.N1	19-NOV-2007 23:46:46	Bright	48.000	32	77Eps UMa	1.7630	11000.	96	29915	No
288	GOM_NL__2PRFIN20071119_234831_000000522063_00302_29915_2787.N1	19-NOV-2007 23:48:31	Bright	52.000	39	85Eta UMa	1.8540	24000.	104	29915	No
289	GOM_NL__2PRFIN20071119_235159_000000352063_00302_29915_2788.N1	19-NOV-2007 23:51:59	Bright	35.000	152	12Alp2CVn	2.8900	11000.	70	29915	No
290	GOM_NL__2PRFIN20071119_235706_000000332063_00302_29915_2789.N1	19-NOV-2007 23:57:06	Bright	33.000	111	8Eta Boo	2.6800	6000.0	66	29915	No
291	GOM_NL__2PRFIN20071119_235952_000000352063_00302_29915_2790.N1	19-NOV-2007 23:59:52	Bright	34.500	138	47Eps Vir	2.8280	4700.0	69	29915	No

3. Quality information per product

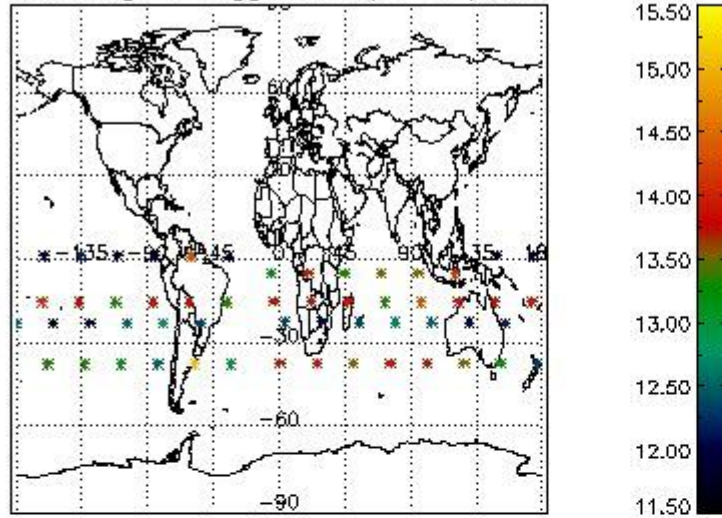
In this section it is plotted some information contained in the Quality Summary data set of the level 2 products. Only products in dark limb conditions and without errors (error flag in the MPH set to "0") are used.

3.1 Plot quality information per product (time dependant)

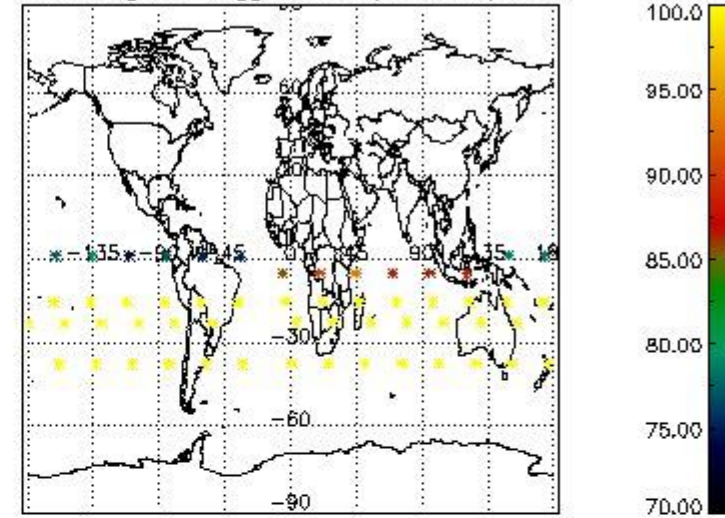


3.2 Plot quality information per product (world map)

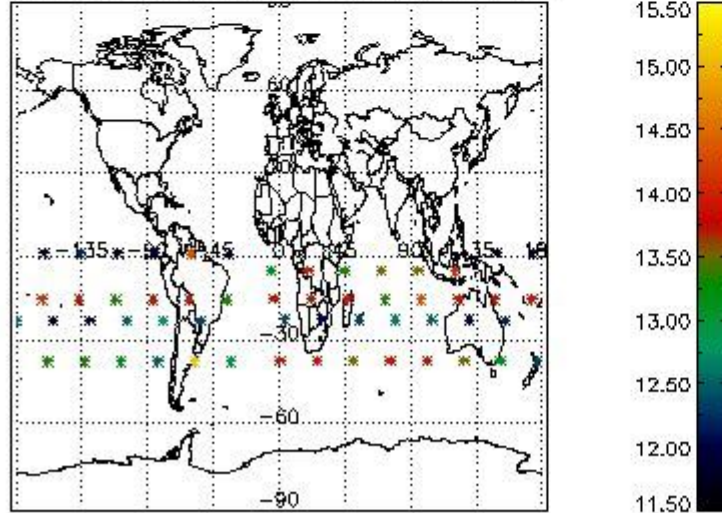
Percentage of flagged data per O3 profile



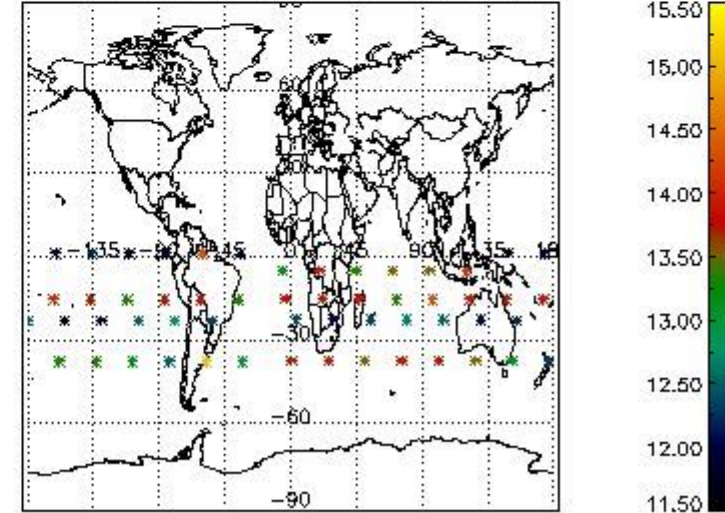
Percentage of flagged data per H2O profile



Percentage of flagged data per NO2 profile



Percentage of flagged data per NO3 profile

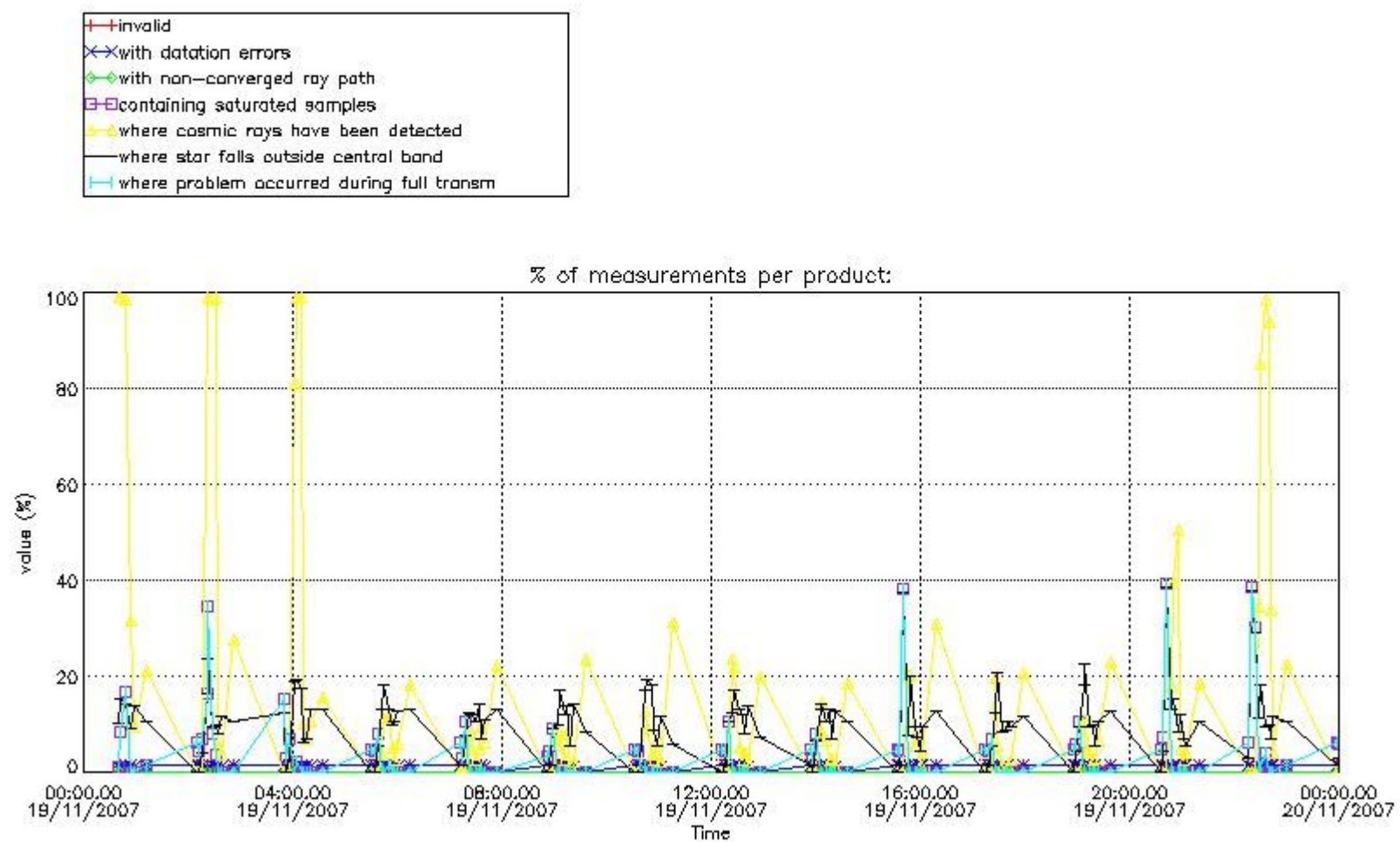


4. Level 1 quality information per product

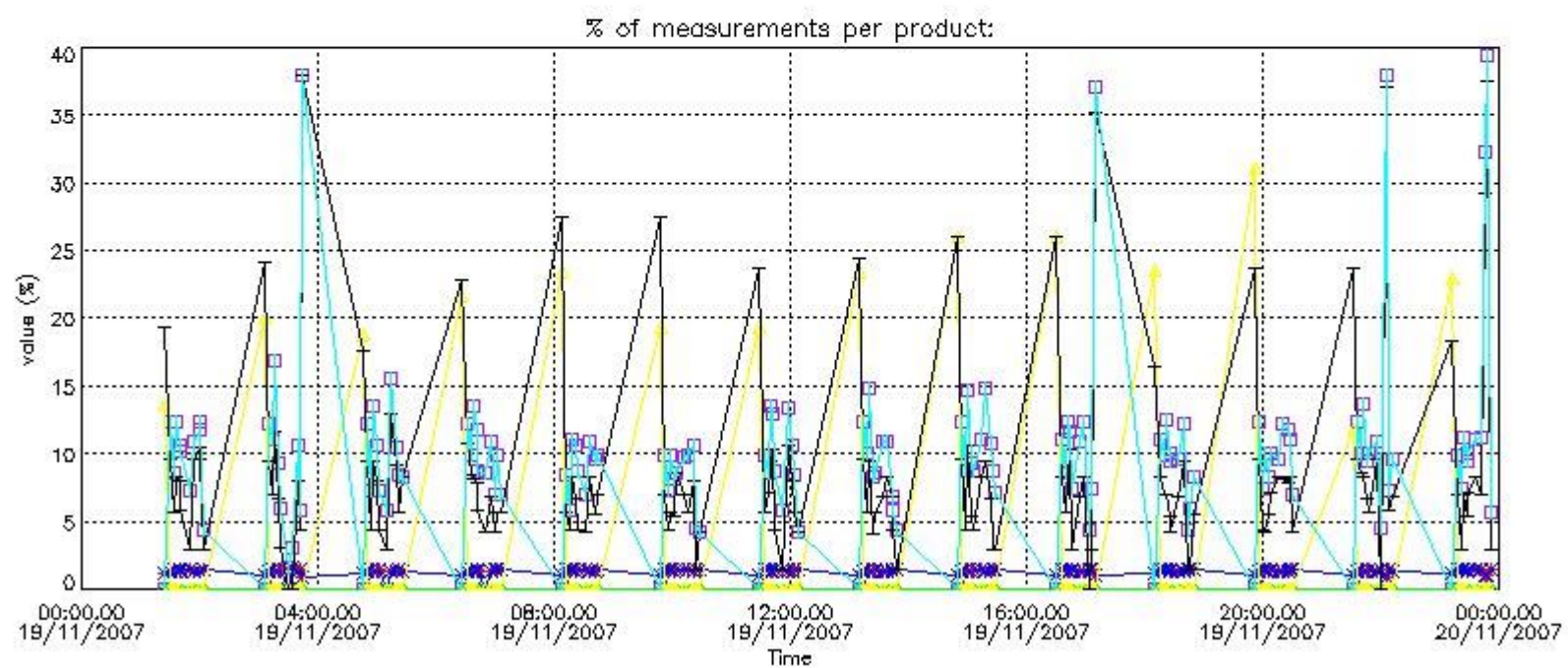
In this section it is plotted some information contained in the Quality Summary data set of the level 2 products that comes from the level 1b processing. Products without errors (error flag in the MPH set to "0") are used.

4.1 Plot quality information per product (time dependant) coming from level 1b processing

4.1.1 Plot level 1 quality information per product (time dependant): ENVISAT ASCENDING passes

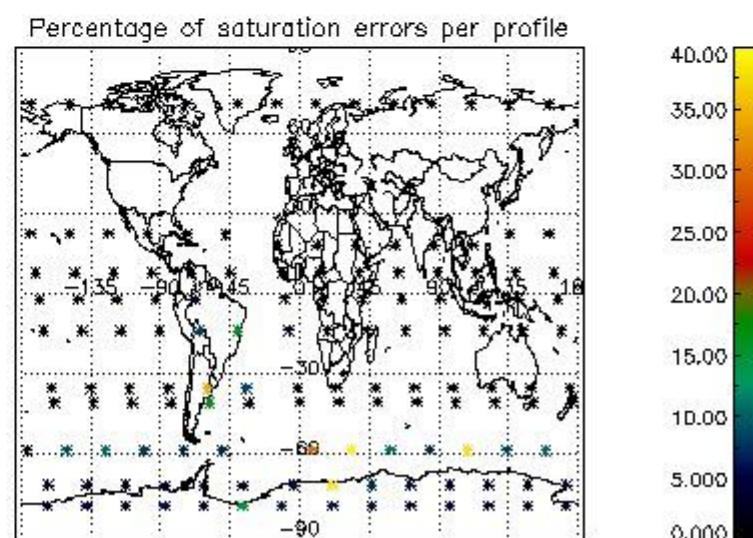
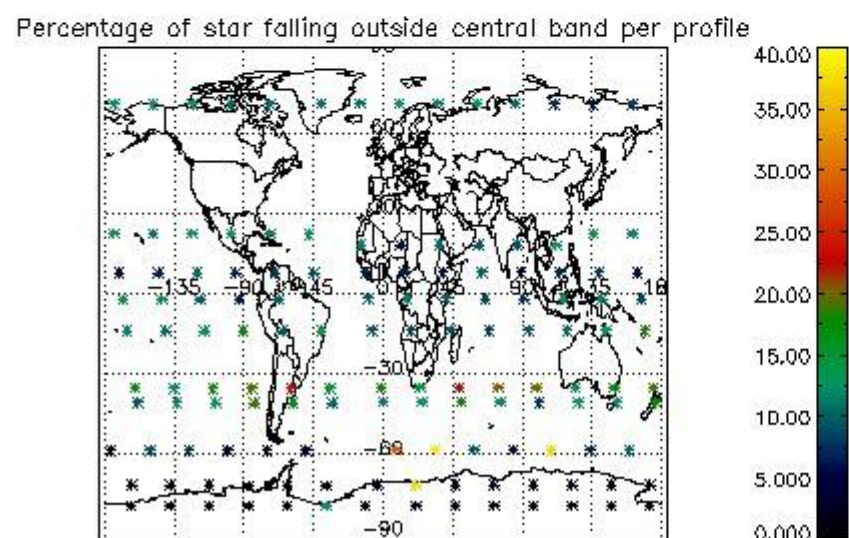
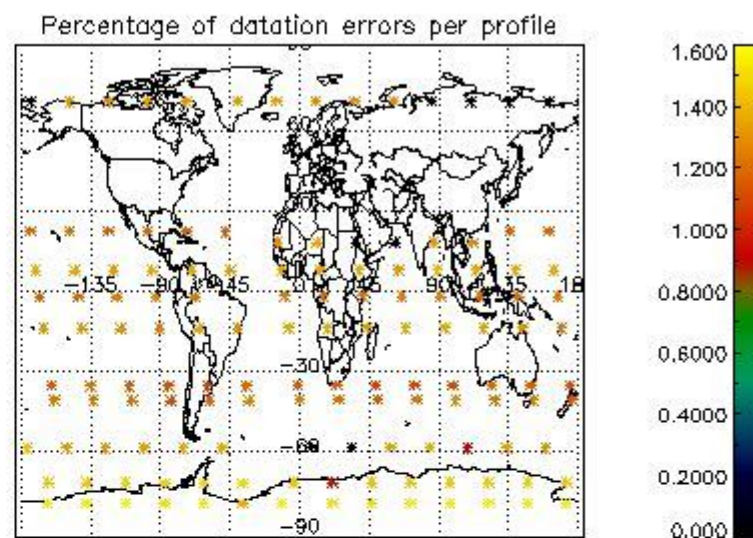
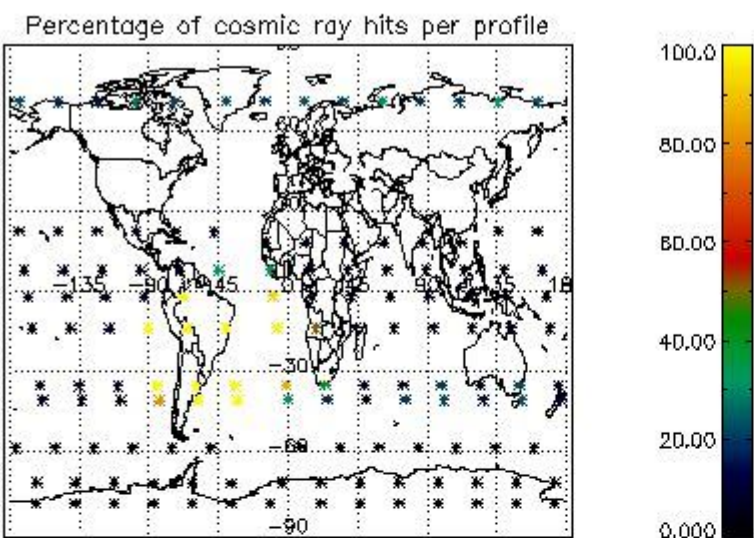


4.1.2 Plot level 1 quality information per product (time dependant): ENVISAT DESCENDING passes

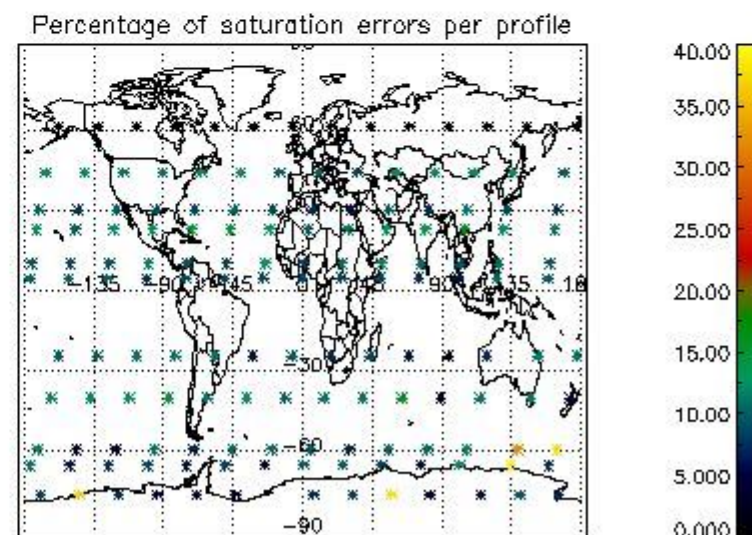
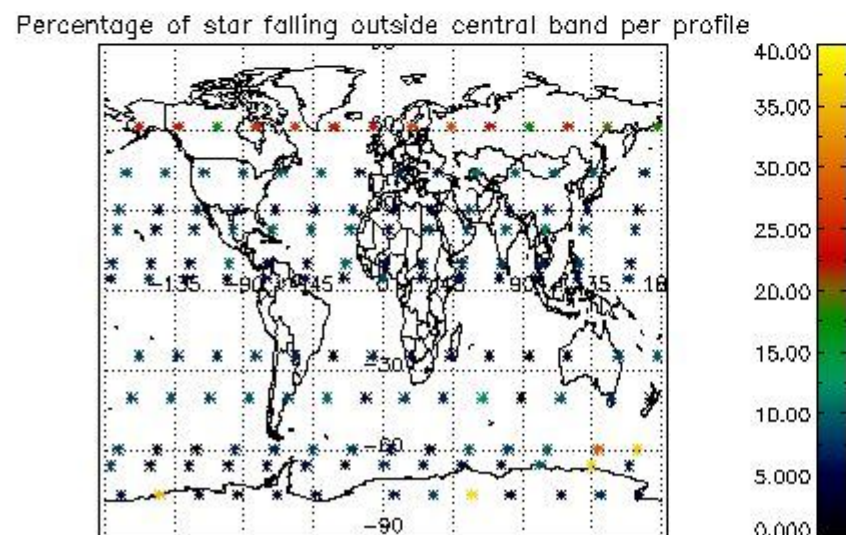
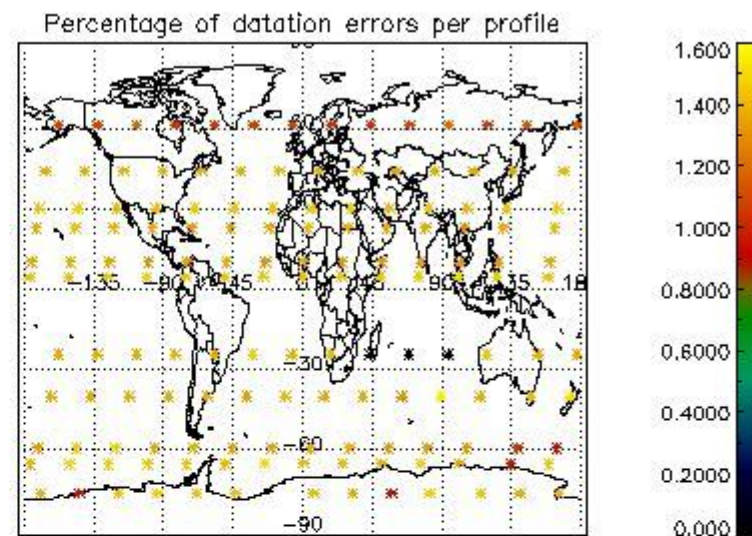
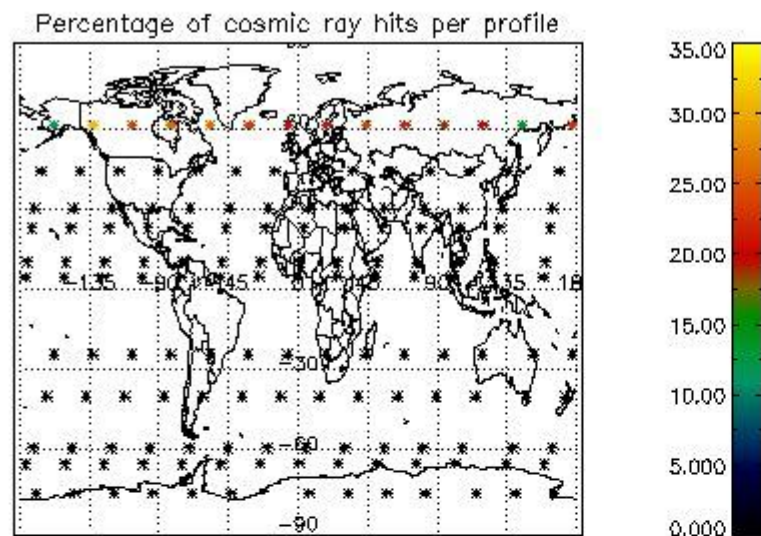


4.2 Plot quality information per product coming from level 1b processing (world map)

4.2.1 Plot level 1 quality information per product (world map): ENVI SAT ASCENDING passes



4.2.2 Plot level 1 quality information per product (world map): ENVISAT DESCENDING passes



5. Trace gas profiles

5.1 Ozone statistics based on quality of products

The final quality of the products can be "measured" using the STD (Standard Deviation) attached to every point profile. This information is written to the parameter GOM_NL__2P/NL_LOCAL_SPECIES_DENSITY/o3_std of the level 2 products. The table below shows the statistics for given STD ranges.

The statistics are given with respect to the overall valid production:

- Products without fatal errors: GOM_NL__2P/MPH/PRODUCT_ERR=0
- Valid point profile: GOM_NL__2P/NL_LOCAL_SPECIES_DENSITY/pcd(0)=0

The 'Criteria' is applied to valid points of dark limb products:

- Products in dark limb illumination condition: GOM_NL__2P/NL_SUMMARY_QUALITY/obs_ill_cond=0
- Products without fatal errors: GOM_NL__2P/MPH/PRODUCT_ERR=0
- Valid point profile: GOM_NL__2P/NL_LOCAL_SPECIES_DENSITY/pcd(0)=0

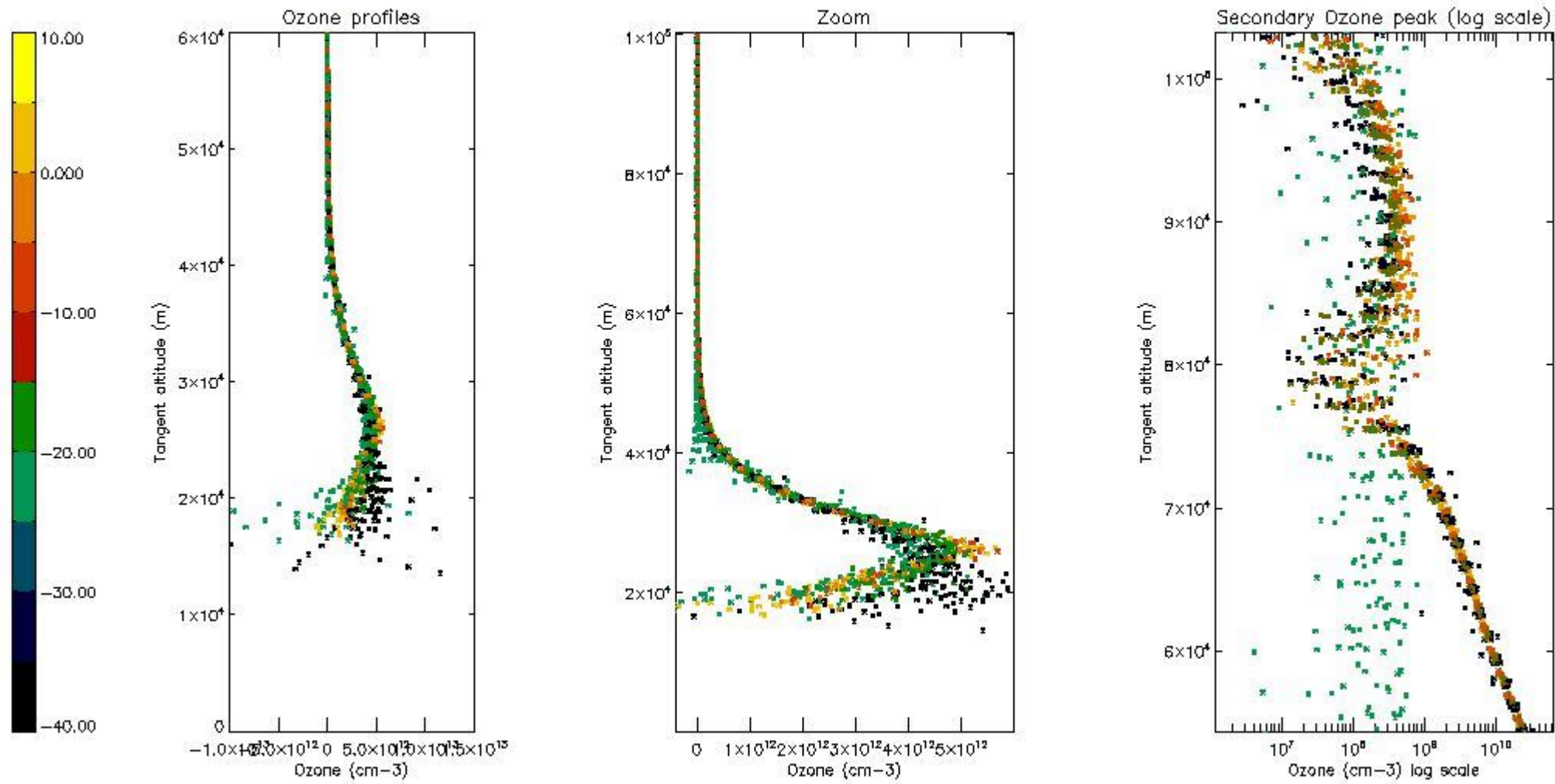
So, the table below shows the percentage of dark limb and valid observations for each criteria with respect to the overall valid daily observations.

Criteria	% of total production
All STD	20
STD < 20	11

STD < 10	8
STD < 5	4

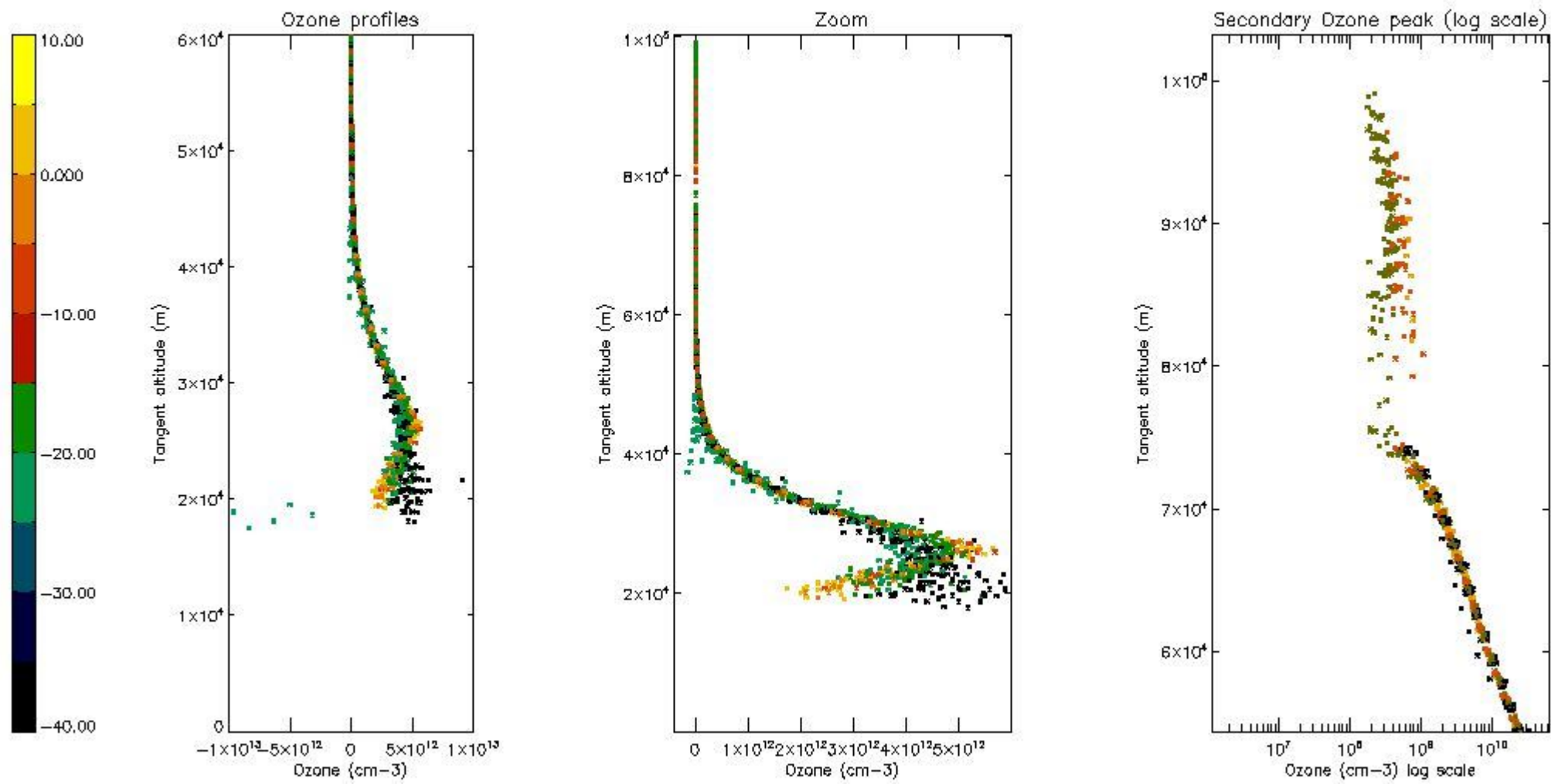
5.2 Plot ozone profiles for all STD (dark without errors)

The colorbar represents the latitude.



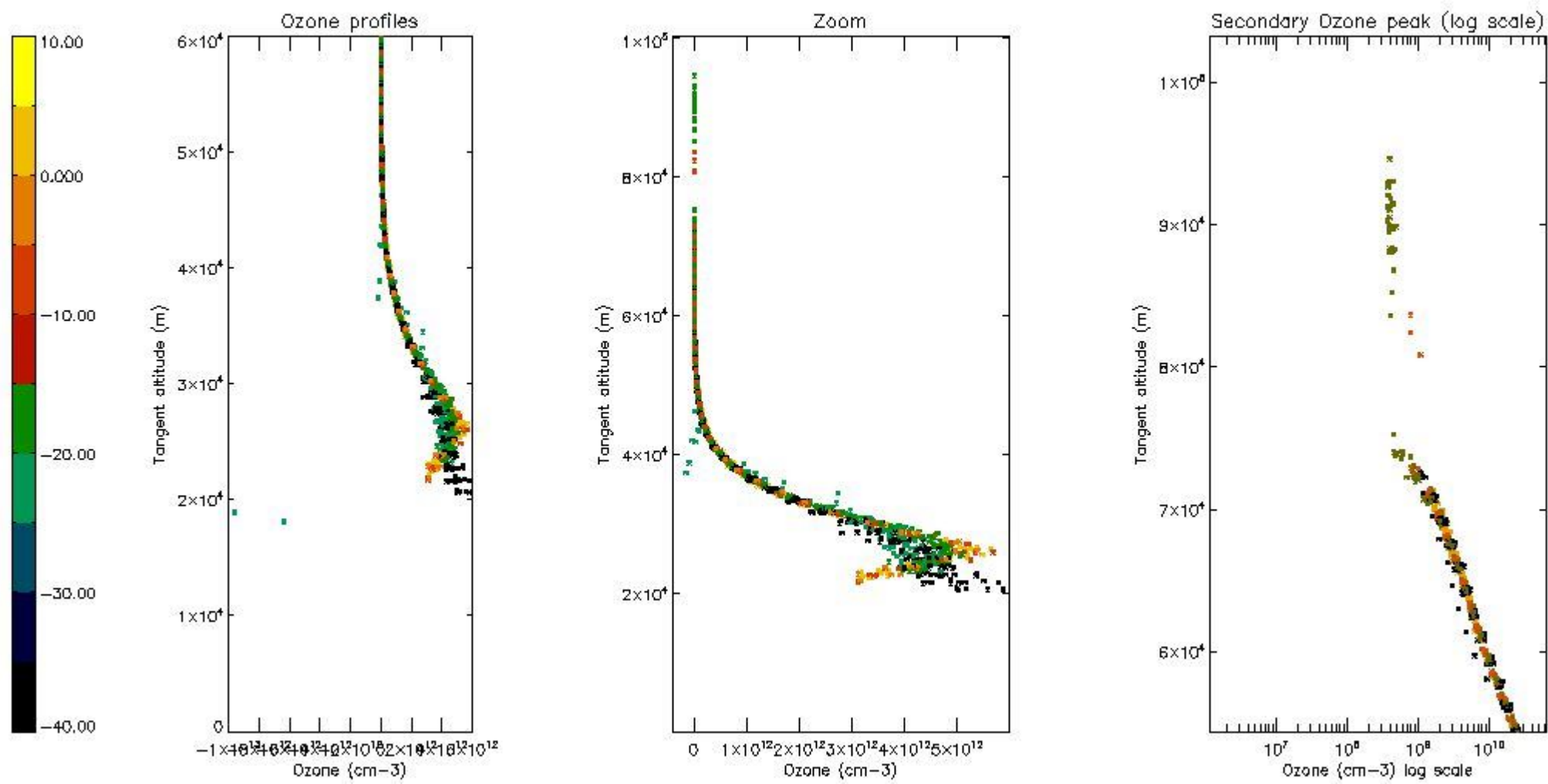
5.3 Plot ozone profiles where STD < 20% (dark without errors)

The colorbar represents the latitude.



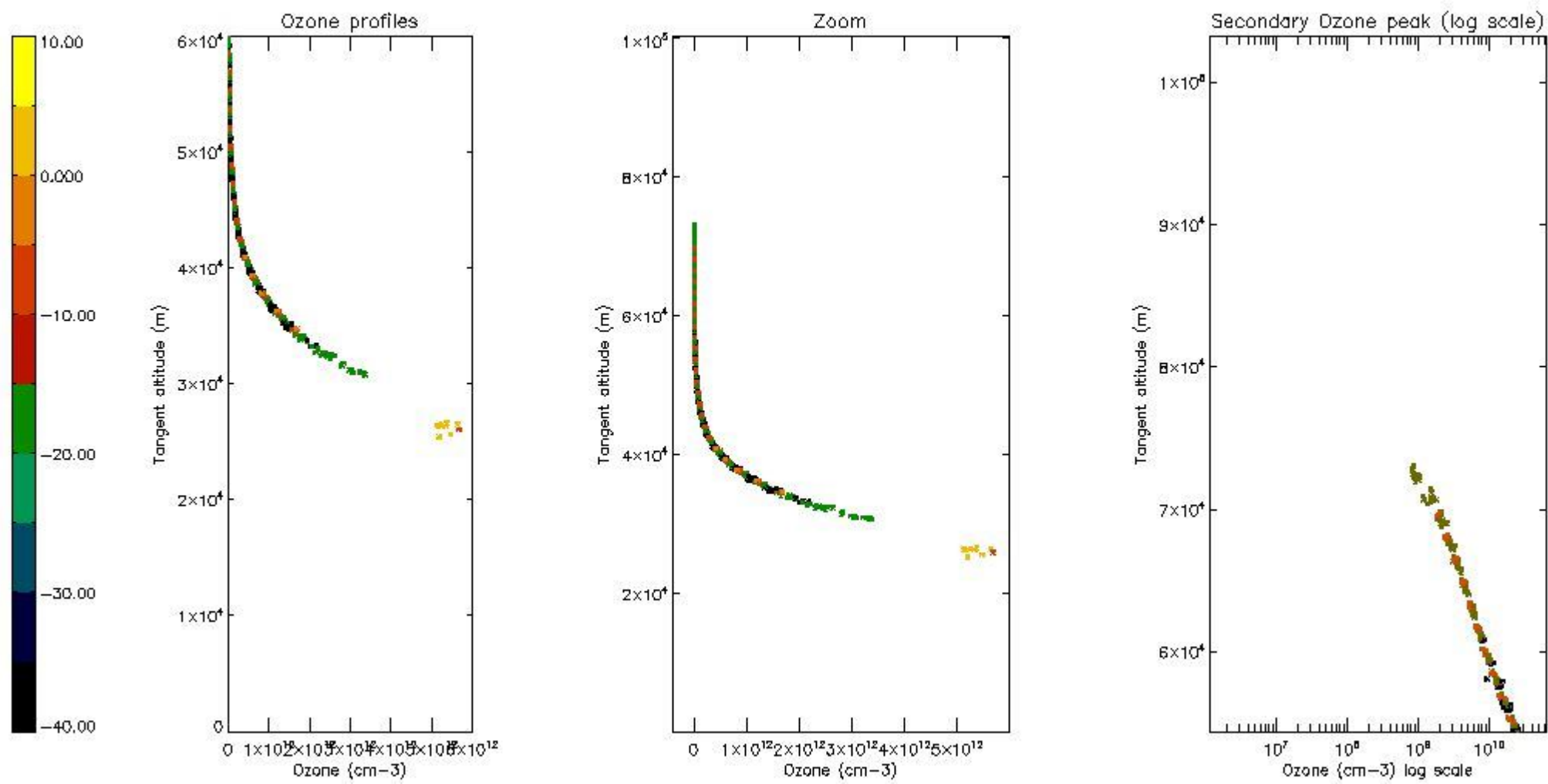
5.4 Plot ozone profiles where STD < 10% (dark without errors)

The colorbar represents the latitude.



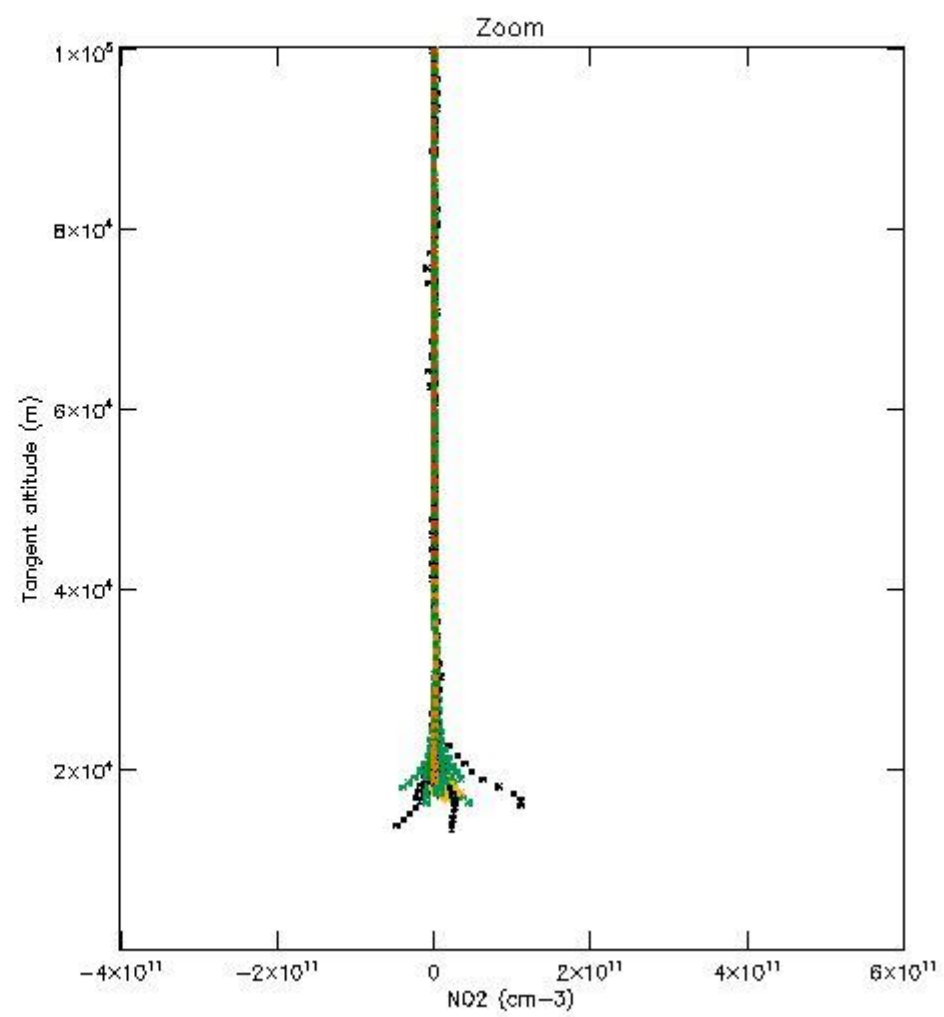
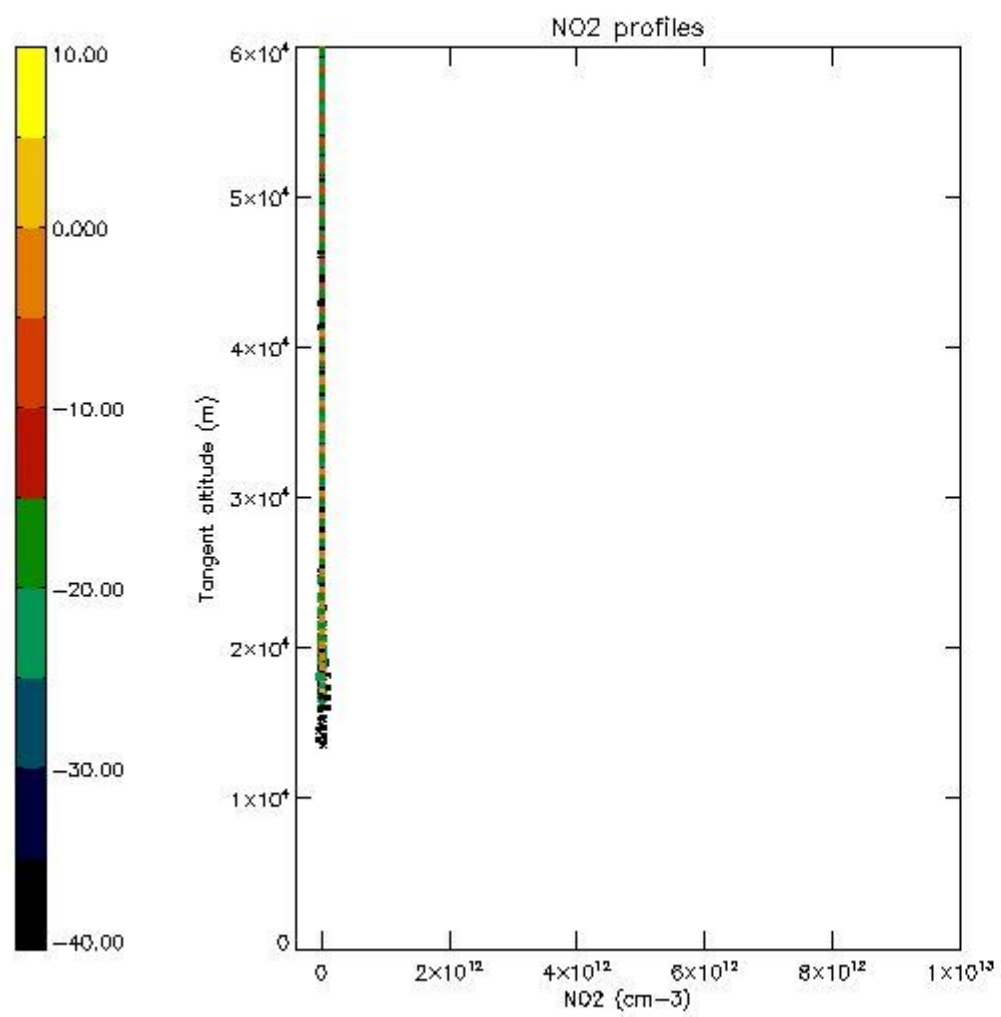
5.5 Plot ozone profiles where STD < 5% (dark without errors)

The colorbar represents the latitude.



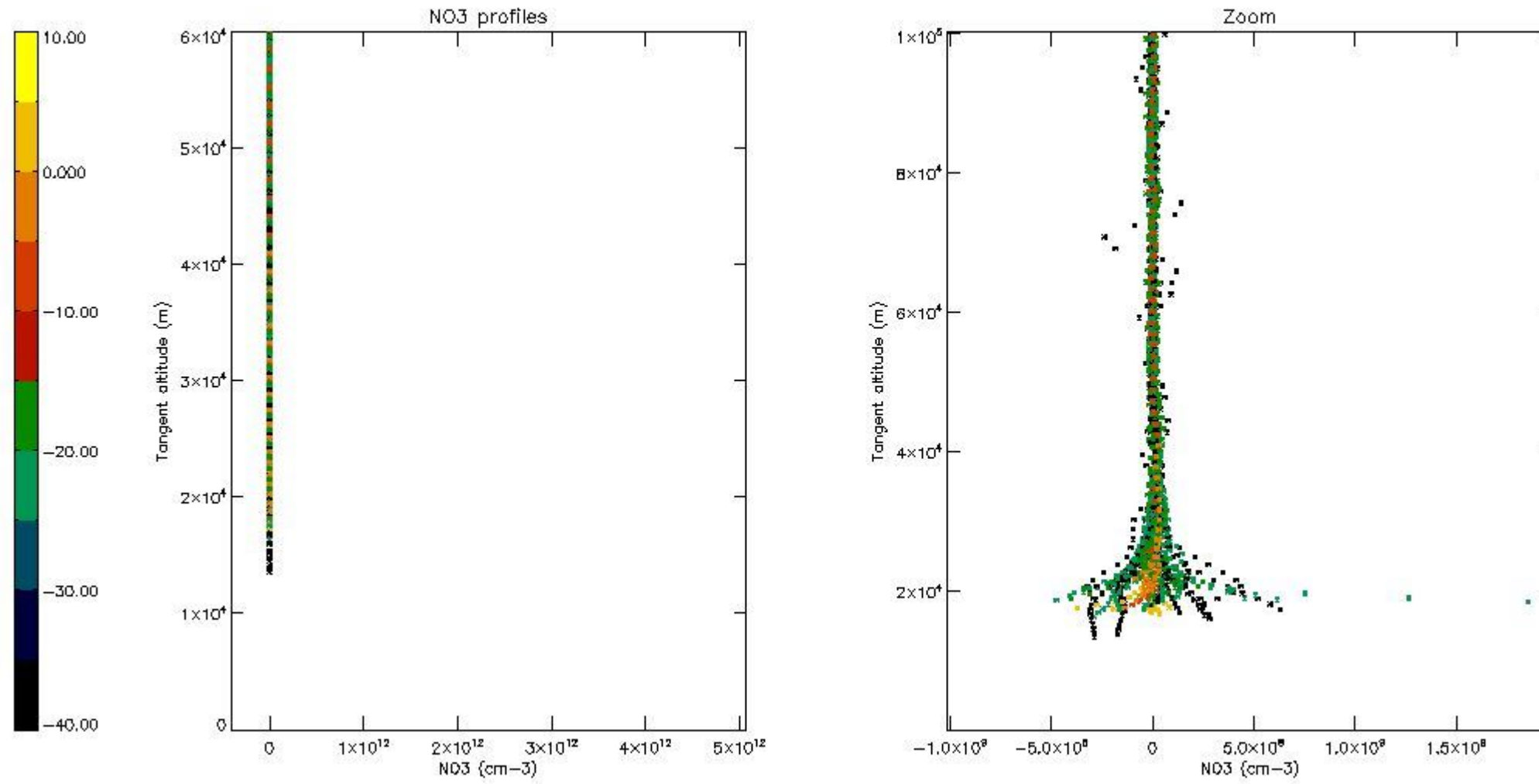
5.6 Plot NO₂ profiles for all STD (dark without errors)

The colorbar represents the latitude.



5.7 Plot NO3 profiles for all STD (dark without errors)

The colorbar represents the latitude.



6. Auxiliary Data Files used for the production reported in section 2

The number reported in the third column indicates since which file (see list in section 2) the corresponding auxiliary file has been used. The fourth column is the date of those product files.

Type	Auxiliary Filename	Used since product	Used since product date
INST_PHYS_CHARACTERISTICS	GOM_INS_AXVIEC20091111_143220_20030716_120000_20500101_000000	1	19-NOV-2007 00:40:27
LEVEL-2_PROC_CONFIG	GOM_PR2_AXVIEC20091111_152718_20020301_000000_20500101_000000	1	19-NOV-2007 00:40:27
CROSS_SECTIONS_FILE	GOM_CRS_AXVIEC20091111_154832_20020301_000000_20500101_000000	1	19-NOV-2007 00:40:27

GOMOS Level 2 Daily Report

SUMMARY

[1. General Info](#)

[2. Summary of processed GOM_NL_2P products](#)

[3. Level 2 Quality information per product](#)

[3.1 Plot of level 2 quality information per product \(time dependant\)](#)

[3.2 Plot of level 2 quality information per product \(world map\)](#)

[4. Level 1 Quality information per product \(stored on level 2 products\)](#)

[4.1 Plot of level 1 quality information per product \(time dependant\)](#)

[4.1.1 Plot of level 1 quality information per product \(time dependant\): ASCENDING](#)

[4.1.2 Plot of level 1 quality information per product \(time dependant\): DESCENDING](#)

[4.2 Plot of level 1 quality information per product \(world map\)](#)

[4.2.1 Plot of level 1 quality information per product \(world map\): ASCENDING](#)

[4.2.2 Plot of level 1 quality information per product \(world map\): DESCENDING](#)

[5. Ozone profiles based on quality statistics and other trace gas profiles](#)

[5.1 Ozone statistics based on quality of products](#)

[5.2 Plot ozone profiles for all STD \(dark without errors\)](#)

[5.3 Plot ozone profiles where STD < 20% \(dark without errors\)](#)

[5.4. Plot ozone profiles where STD < 10% \(dark without errors\)](#)

[5.5. Plot ozone profiles where STD < 5% \(dark without errors\)](#)

[5.6 Plot NO2 profiles for all STD \(dark without errors\)](#)

[5.7 Plot NO3 profiles for all STD \(dark without errors\)](#)

[5.8 Plot H2O profiles \(only for occultations of stars 1,2,3,4,13,14,16,26,63 dark without errors\) for all STD](#)

[6. Auxiliary Data Files used for the production reported in section 2](#)

This report presents the daily analysis on parameters extracted from GOMOS level 2 data (GOM_NL__2P). It is intended to monitor some important parameters that will impact the quality of these products. A list of level 2 products (and content) that have arrived during the reporting day to the PCF is also given.

Item	Value
Time of report generation	23APR2013 11:39:58
Data source version	GOMOS/6.01
Start time of products	19-11-2007 (19NOV2007 00:00:00)
Stop time of products	20-11-2007 (20NOV2007 00:00:00)
Store outputs in DB	Yes
Nb of level 2 prods	291
Nb of prods with errors	0

2. Summary of processed GOM_NL__2P products.

Nr	Filename	UTC Start time	Limb	Duration	Star Id	Star Name	Star Mag	Star Temp	Nb Meas	Orbit	Prod. error
1	GOM_NL__2PRFIN20071119_004027_000000402063_00288_29901_2450.N1	19-NOV-2007 00:40:27	Twilight	39.500	100	4Gam Crv	2.5800	13100.	79	29901	No
2	GOM_NL__2PRFIN20071119_004159_000000432063_00288_29901_2451.N1	19-NOV-2007 00:41:59	Twilight	42.500	171	2Eps Crv	3.0010	4250.0	85	29901	No
3	GOM_NL__2PRFIN20071119_004803_000000392063_00288_29901_2452.N1	19-NOV-2007 00:48:03	Dark	39.000	64	Gam Cen	2.2000	10600.	78	29901	No
4	GOM_NL__2PRFIN20071119_005406_000000382063_00289_29902_2483.N1	19-NOV-2007 00:54:06	Dark	38.000	124	The Car	2.7640	30000.	76	29902	No
5	GOM_NL__2PRFIN20071119_005811_000000432063_00289_29902_2484.N1	19-NOV-2007 00:58:11	Dark	43.000	41	Eps Car	1.8600	4100.0	86	29902	No
6	GOM_NL__2PRFIN20071119_011208_000000382063_00289_29902_2485.N1	19-NOV-2007 01:12:08	Straylight	38.000	157	The1Eri	2.9060	9300.0	76	29902	No
7	GOM_NL__2PRFIN20071119_012451_000000442063_00289_29902_2486.N1	19-NOV-2007 01:24:51	Twilight	44.000	94	92Alp Cet	2.5260	3100.0	88	29902	No
8	GOM_NL__2PRFIN20071119_012946_000000372063_00289_29902_2487.N1	19-NOV-2007 01:29:46	Bright	36.500	105	6Bet Ari	2.6450	8900.0	73	29902	No
9	GOM_NL__2PRFIN20071119_013341_000000352063_00289_29902_2488.N1	19-NOV-2007 01:33:41	Bright	35.000	173	4Bet Tri	3.0040	8900.0	70	29902	No
10	GOM_NL__2PRFIN20071119_013545_000000372063_00289_29902_2489.N1	19-NOV-2007 01:35:45	Bright	36.500	73	57Gam1And	2.2600	13100.	73	29902	No
11	GOM_NL__2PRFIN20071119_013921_000000382063_00289_29902_2490.N1	19-NOV-2007 01:39:21	Bright	37.500	160	23Gam Per	2.9300	4700.0	75	29902	No
12	GOM_NL__2PRFIN20071119_014051_000000352063_00289_29902_2491.N1	19-NOV-2007 01:40:51	Bright	34.500	110	37Del Cas	2.6780	8900.0	69	29902	No
13	GOM_NL__2PRFIN20071119_014900_000000352063_00289_29902_2492.N1	19-NOV-2007 01:49:00	Bright	34.500	49	1Alp UMi	1.9900	6300.0	69	29902	No
14	GOM_NL__2PRFIN20071119_015326_000000372063_00289_29902_2493.N1	19-NOV-2007 01:53:26	Bright	36.500	60	7Bet UMi	2.0810	3950.0	73	29902	No
15	GOM_NL__2PRFIN20071119_015900_000000382063_00289_29902_2494.N1	19-NOV-2007 01:59:00	Bright	38.000	32	77Eps UMa	1.7630	11000.	76	29902	No
16	GOM_NL__2PRFIN20071119_020043_000000372063_00289_29902_2495.N1	19-NOV-2007 02:00:43	Bright	36.500	39	85Eta UMa	1.8540	24000.	73	29902	No
17	GOM_NL__2PRFIN20071119_020411_000000342063_00289_29902_2496.N1	19-NOV-2007 02:04:11	Bright	34.000	152	12Alp2CVn	2.8900	11000.	68	29902	No
18	GOM_NL__2PRFIN20071119_020917_000000332063_00289_29902_2497.N1	19-NOV-2007 02:09:17	Bright	32.500	111	8Eta Boo	2.6800	6000.0	65	29902	No
19	GOM_NL__2PRFIN20071119_021202_000000342063_00289_29902_2498.N1	19-NOV-2007 02:12:02	Bright	33.500	138	47Eps Vir	2.8280	4700.0	67	29902	No
20	GOM_NL__2PRFIN20071119_021555_000000372063_00289_29902_2499.N1	19-NOV-2007 02:15:55	Bright	36.500	121	29Gam Vir	2.7400	7200.0	73	29902	No
21	GOM_NL__2PRFIN20071119_022103_000000432063_00289_29902_2500.N1	19-NOV-2007 02:21:03	Twilight	42.500	100	4Gam Crv	2.5800	13100.	85	29902	No
22	GOM_NL__2PRFIN20071119_022235_000000472063_00289_29902_2501.N1	19-NOV-2007 02:22:35	Twilight	46.500	171	2Eps Crv	3.0010	4250.0	93	29902	No
23	GOM_NL__2PRFIN20071119_022839_000000372063_00289_29902_2502.N1	19-NOV-2007 02:28:39	Dark	37.000	64	Gam Cen	2.2000	10600.	74	29902	No
24	GOM_NL__2PRFIN20071119_023155_000000412063_00289_29902_2503.N1	19-NOV-2007 02:31:55	Dark	41.000	113	Mu Vel	2.6920	5000.0	82	29902	No
25	GOM_NL__2PRFIN20071119_023442_000000372063_00290_29903_2489.N1	19-NOV-2007 02:34:42	Dark	37.000	124	The Car	2.7640	30000.	74	29903	No
26	GOM_NL__2PRFIN20071119_023847_000000432063_00290_29903_2490.N1	19-NOV-2007 02:38:47	Dark	42.500	41	Eps Car	1.8600	4100.0	85	29903	No
27	GOM_NL__2PRFIN20071119_025244_000000382063_00290_29903_2491.N1	19-NOV-2007 02:52:44	Straylight	38.000	157	The1Eri	2.9060	9300.0	76	29903	No
28	GOM_NL__2PRFIN20071119_030527_000000482063_00290_29903_2492.N1	19-NOV-2007 03:05:27	Twilight	47.500	94	92Alp Cet	2.5260	3100.0	95	29903	No
29	GOM_NL__2PRFIN20071119_031021_000000372063_00290_29903_2493.N1	19-NOV-2007 03:10:21	Bright	37.000	105	6Bet Ari	2.6450	8900.0	74	29903	No
30	GOM_NL__2PRFIN20071119_031417_000000362063_00290_29903_2494.N1	19-NOV-2007 03:14:17	Bright	36.000	173	4Bet Tri	3.0040	8900.0	72	29903	No
31	GOM_NL__2PRFIN20071119_031621_000000392063_00290_29903_2495.N1	19-NOV-2007 03:16:21	Bright	38.500	73	57Gam1And	2.2600	13100.	77	29903	No
32	GOM_NL__2PRFIN20071119_031957_000000382063_00290_29903_2496.N1	19-NOV-2007 03:19:57	Bright	37.500	160	23Gam Per	2.9300	4700.0	75	29903	No
33	GOM_NL__2PRFIN20071119_032127_000000342063_00290_29903_2497.N1	19-NOV-2007 03:21:27	Bright	33.500	110	37Del Cas	2.6780	8900.0	67	29903	No
34	GOM_NL__2PRFIN20071119_032936_000000322063_00290_29903_2498.N1	19-NOV-2007 03:29:36	Bright	32.000	49	1Alp UMi	1.9900	6300.0	64	29903	No
35	GOM_NL__2PRFIN20071119_033402_000000332063_00290_29903_2499.N1	19-NOV-2007 03:34:02	Bright	32.500	60	7Bet UMi	2.0810	3950.0	65	29903	No
36	GOM_NL__2PRFIN20071119_033935_000000382063_00290_29903_2500.N1	19-NOV-2007 03:39:35	Bright	37.500	32	77Eps UMa	1.7630	11000.	75	29903	No
37	GOM_NL__2PRFIN20071119_034119_000000342063_00290_29903_2501.N1	19-NOV-2007 03:41:19	Bright	34.000	39	85Eta UMa	1.8540	24000.	68	29903	No
38	GOM_NL__2PRFIN20071119_034447_000000542063_00290_29903_2502.N1	19-NOV-2007 03:44:47	Bright	54.000	152	12Alp2CVn	2.8900	11000.	108	29903	No
39	GOM_NL__2PRFIN20071119_034953_000000362063_00290_29903_2503.N1	19-NOV-2007 03:49:53	Bright	36.000	111	8Eta Boo	2.6800	6000.0	72	29903	No
40	GOM_NL__2PRFIN20071119_035238_000000342063_00290_29903_2504.N1	19-NOV-2007 03:52:38	Bright	33.500	138	47Eps Vir	2.8280	4700.0	67	29903	No
41	GOM_NL__2PRFIN20071119_035631_000000372063_00290_29903_2505.N1	19-NOV-2007 03:56:31	Bright	37.000	121	29Gam Vir	2.7400	7200.0	74	29903	No
42	GOM_NL__2PRFIN20071119_040140_000000452063_00290_29903_2506.N1	19-NOV-2007 04:01:40	Twilight	45.000	100	4Gam Crv	2.5800	13100.	90	29903	No

43	GOM_NL__2PRFIN20071119_040312_000000452063_00290_29903_2507.N1	19-NOV-2007 04:03:12	Twilight	44.500	171	2Eps Crv	3.0010	4250.0	89	29903	No
44	GOM_NL__2PRFIN20071119_040915_000000412063_00290_29903_2508.N1	19-NOV-2007 04:09:15	Dark	40.500	64	Gam Cen	2.2000	10600.	81	29903	No
45	GOM_NL__2PRFIN20071119_041231_000000402063_00290_29903_2509.N1	19-NOV-2007 04:12:31	Dark	39.500	113	Mu Vel	2.6920	5000.0	79	29903	No
46	GOM_NL__2PRFIN20071119_041519_000000372063_00291_29904_2497.N1	19-NOV-2007 04:15:19	Dark	37.000	124	The Car	2.7640	30000.	74	29904	No
47	GOM_NL__2PRFIN20071119_041924_000000432063_00291_29904_2498.N1	19-NOV-2007 04:19:24	Dark	42.500	41	Eps Car	1.8600	4100.0	85	29904	No
48	GOM_NL__2PRFIN20071119_043320_000000392063_00291_29904_2499.N1	19-NOV-2007 04:33:20	Straylight	38.500	157	The1Eri	2.9060	9300.0	77	29904	No
49	GOM_NL__2PRFIN20071119_044603_000000432063_00291_29904_2500.N1	19-NOV-2007 04:46:03	Twl_and_stray	42.500	94	92Alp Cet	2.5260	3100.0	85	29904	No
50	GOM_NL__2PRFIN20071119_045058_000000372063_00291_29904_2501.N1	19-NOV-2007 04:50:58	Bright	37.000	105	6Bet Ari	2.6450	8900.0	74	29904	No
51	GOM_NL__2PRFIN20071119_045453_000000352063_00291_29904_2502.N1	19-NOV-2007 04:54:53	Bright	34.500	173	4Bet Tri	3.0040	8900.0	69	29904	No
52	GOM_NL__2PRFIN20071119_045657_000000372063_00291_29904_2503.N1	19-NOV-2007 04:56:57	Bright	37.000	73	57Gam1And	2.2600	13100.	74	29904	No
53	GOM_NL__2PRFIN20071119_050033_000000382063_00291_29904_2504.N1	19-NOV-2007 05:00:33	Bright	37.500	160	23Gam Per	2.9300	4700.0	75	29904	No
54	GOM_NL__2PRFIN20071119_050203_000000352063_00291_29904_2505.N1	19-NOV-2007 05:02:03	Bright	34.500	110	37Del Cas	2.6780	8900.0	69	29904	No
55	GOM_NL__2PRFIN20071119_051012_000000342063_00291_29904_2506.N1	19-NOV-2007 05:10:12	Bright	34.000	49	1Alp UMi	1.9900	6300.0	68	29904	No
56	GOM_NL__2PRFIN20071119_051438_000000392063_00291_29904_2507.N1	19-NOV-2007 05:14:38	Bright	38.500	60	7Bet UMi	2.0810	3950.0	77	29904	No
57	GOM_NL__2PRFIN20071119_052011_000000382063_00291_29904_2508.N1	19-NOV-2007 05:20:11	Bright	38.000	32	77Eps UMa	1.7630	11000.	76	29904	No
58	GOM_NL__2PRFIN20071119_052155_000000362063_00291_29904_2509.N1	19-NOV-2007 05:21:55	Bright	35.500	39	85Eta UMa	1.8540	24000.	71	29904	No
59	GOM_NL__2PRFIN20071119_052523_000000372063_00291_29904_2510.N1	19-NOV-2007 05:25:23	Bright	36.500	152	12Alp2CVn	2.8900	11000.	73	29904	No
60	GOM_NL__2PRFIN20071119_053029_000000332063_00291_29904_2511.N1	19-NOV-2007 05:30:29	Bright	32.500	111	8Eta Boo	2.6800	6000.0	65	29904	No
61	GOM_NL__2PRFIN20071119_053314_000000342063_00291_29904_2512.N1	19-NOV-2007 05:33:14	Bright	34.000	138	47Eps Vir	2.8280	4700.0	68	29904	No
62	GOM_NL__2PRFIN20071119_053708_000000382063_00291_29904_2513.N1	19-NOV-2007 05:37:08	Bright	37.500	121	29Gam Vir	2.7400	7200.0	75	29904	No
63	GOM_NL__2PRFIN20071119_054216_000000422063_00291_29904_2514.N1	19-NOV-2007 05:42:16	Twl_and_stray	41.500	100	4Gam Crv	2.5800	13100.	83	29904	No
64	GOM_NL__2PRFIN20071119_054348_000000442063_00291_29904_2515.N1	19-NOV-2007 05:43:48	Twilight	44.000	171	2Eps Crv	3.0010	4250.0	88	29904	No
65	GOM_NL__2PRFIN20071119_054951_000000392063_00291_29904_2516.N1	19-NOV-2007 05:49:51	Dark	38.500	64	Gam Cen	2.2000	10600.	77	29904	No
66	GOM_NL__2PRFIN20071119_055308_000000412063_00291_29904_2517.N1	19-NOV-2007 05:53:08	Dark	40.500	113	Mu Vel	2.6920	5000.0	81	29904	No
67	GOM_NL__2PRFIN20071119_055555_000000382063_00292_29905_2505.N1	19-NOV-2007 05:55:55	Dark	38.000	124	The Car	2.7640	30000.	76	29905	No
68	GOM_NL__2PRFIN20071119_060000_000000432063_00292_29905_2506.N1	19-NOV-2007 06:00:00	Dark	43.000	41	Eps Car	1.8600	4100.0	86	29905	No
69	GOM_NL__2PRFIN20071119_061356_000000392063_00292_29905_2507.N1	19-NOV-2007 06:13:56	Straylight	38.500	157	The1Eri	2.9060	9300.0	77	29905	No
70	GOM_NL__2PRFIN20071119_062639_000000462063_00292_29905_2508.N1	19-NOV-2007 06:26:39	Twl_and_stray	46.000	94	92Alp Cet	2.5260	3100.0	92	29905	No
71	GOM_NL__2PRFIN20071119_063134_000000372063_00292_29905_2509.N1	19-NOV-2007 06:31:34	Bright	37.000	105	6Bet Ari	2.6450	8900.0	74	29905	No
72	GOM_NL__2PRFIN20071119_063529_000000362063_00292_29905_2510.N1	19-NOV-2007 06:35:29	Bright	35.500	173	4Bet Tri	3.0040	8900.0	71	29905	No
73	GOM_NL__2PRFIN20071119_063733_000000372063_00292_29905_2511.N1	19-NOV-2007 06:37:33	Bright	37.000	73	57Gam1And	2.2600	13100.	74	29905	No
74	GOM_NL__2PRFIN20071119_064108_000000382063_00292_29905_2512.N1	19-NOV-2007 06:41:08	Bright	38.000	160	23Gam Per	2.9300	4700.0	76	29905	No
75	GOM_NL__2PRFIN20071119_064239_000000352063_00292_29905_2513.N1	19-NOV-2007 06:42:39	Bright	34.500	110	37Del Cas	2.6780	8900.0	69	29905	No
76	GOM_NL__2PRFIN20071119_065048_000000352063_00292_29905_2514.N1	19-NOV-2007 06:50:48	Bright	35.000	49	1Alp UMi	1.9900	6300.0	70	29905	No
77	GOM_NL__2PRFIN20071119_065514_000000372063_00292_29905_2515.N1	19-NOV-2007 06:55:14	Bright	36.500	60	7Bet UMi	2.0810	3950.0	73	29905	No
78	GOM_NL__2PRFIN20071119_070047_000000362063_00292_29905_2516.N1	19-NOV-2007 07:00:47	Bright	36.000	32	77Eps UMa	1.7630	11000.	72	29905	No
79	GOM_NL__2PRFIN20071119_070231_000000362063_00292_29905_2517.N1	19-NOV-2007 07:02:31	Bright	35.500	39	85Eta UMa	1.8540	24000.	71	29905	No
80	GOM_NL__2PRFIN20071119_070559_000000362063_00292_29905_2518.N1	19-NOV-2007 07:05:59	Bright	35.500	152	12Alp2CVn	2.8900	11000.	71	29905	No
81	GOM_NL__2PRFIN20071119_071106_000000332063_00292_29905_2519.N1	19-NOV-2007 07:11:06	Bright	33.000	111	8Eta Boo	2.6800	6000.0	66	29905	No
82	GOM_NL__2PRFIN20071119_071350_000000342063_00292_29905_2520.N1	19-NOV-2007 07:13:50	Bright	34.000	138	47Eps Vir	2.8280	4700.0	68	29905	No
83	GOM_NL__2PRFIN20071119_071744_000000392063_00292_29905_2521.N1	19-NOV-2007 07:17:44	Bright	38.500	121	29Gam Vir	2.7400	7200.0	77	29905	No
84	GOM_NL__2PRFIN20071119_072253_000000412063_00292_29905_2522.N1	19-NOV-2007 07:22:53	Twl_and_stray	41.000	100	4Gam Crv	2.5800	13100.	82	29905	No
85	GOM_NL__2PRFIN20071119_072425_000000422063_00292_29905_2523.N1	19-NOV-2007 07:24:25	Twilight	41.500	171	2Eps Crv	3.0010	4250.0	83	29905	No
86	GOM_NL__2PRFIN20071119_073028_000000382063_00292_29905_2524.N1	19-NOV-2007 07:30:28	Dark	38.000	64	Gam Cen	2.2000	10600.	76	29905	No
87	GOM_NL__2PRFIN20071119_073345_000000432063_00292_29905_2525.N1	19-NOV-2007 07:33:45	Dark	42.500	113	Mu Vel	2.6920	5000.0	85	29905	No
88	GOM_NL__2PRFIN20071119_073631_000000372063_00293_29906_2523.N1	19-NOV-2007 07:36:31	Dark	37.000	124	The Car	2.7640	30000.	74	29906	No
89	GOM_NL__2PRFIN20071119_074037_000000422063_00293_29906_2524.N1	19-NOV-2007 07:40:37	Dark	41.500	41	Eps Car	1.8600	4100.0	83	29906	No
90	GOM_NL__2PRFIN20071119_075433_000000392063_00293_29906_2525.N1	19-NOV-2007 07:54:33	Straylight	38.500	157	The1Eri	2.9060	9300.0	77	29906	No
91	GOM_NL__2PRFIN20071119_080715_000000492063_00293_29906_2526.N1	19-NOV-2007 08:07:15	Twl_and_stray	49.000	94	92Alp Cet	2.5260	3100.0	98	29906	No
92	GOM_NL__2PRFIN20071119_081210_000000362063_00293_29906_2527.N1	19-NOV-2007 08:12:10	Bright	35.500	105	6Bet Ari	2.6450	8900.0	71	29906	No
93	GOM_NL__2PRFIN20071119_081605_000000342063_00293_29906_2528.N1	19-NOV-2007 08:16:05	Bright	34.000	173	4Bet Tri	3.0040	8900.0	68	29906	No
94	GOM_NL__2PRFIN20071119_081809_000000362063_00293_29906_2529.N1	19-NOV-2007 08:18:09	Bright	36.000	73	57Gam1And	2.2600	13100.	72	29906	No
95	GOM_NL__2PRFIN20071119_082144_000000382063_00293_29906_2530.N1	19-NOV-2007 08:21:44	Bright	37.500	160	23Gam Per	2.9300	4700.0	75	29906	No
96	GOM_NL__2PRFIN20071119_082315_000000352063_00293_29906_2531.N1	19-NOV-2007 08:23:15	Bright	34.500	110	37Del Cas	2.6780	8900.0	69	29906	No
97	GOM_NL__2PRFIN20071119_083124_000000362063_00293_29906_2532.N1	19-NOV-2007 08:31:24	Bright	35.500	49	1Alp UMi	1.9900	6300.0	71	29906	No
98	GOM_NL__2PRFIN20071119_083550_000000372063_00293_29906_2533.N1	19-NOV-2007 08:35:50	Bright	36.500	60	7Bet UMi	2.0810	3950.0	73	29906	No
99	GOM_NL__2PRFIN20071119_084123_000000372063_00293_29906_2534.N1	19-NOV-2007 08:41:23	Bright	36.500	32	77Eps UMa	1.7630	11000.	73	29906	No
100	GOM_NL__2PRFIN20071119_084307_000000362063_00293_29906_2535.N1	19-NOV-2007 08:43:07	Bright	35.500	39	85Eta UMa	1.8540	24000.	71	29906	No
101	GOM_NL__2PRFIN20071119_085142_000000322063_00293_29906_2536.N1	19-NOV-2007 08:51:42	Bright	32.000	111	8Eta Boo	2.6800	6000.0	64	29906	No

102	GOM_NL__2PRFIN20071119_085427_000000352063_00293_29906_2537.N1	19-NOV-2007 08:54:27	Bright	34.500	138	47Eps Vir	2.8280	4700.0	69	29906	No
103	GOM_NL__2PRFIN20071119_085820_000000382063_00293_29906_2538.N1	19-NOV-2007 08:58:20	Bright	38.000	121	29Gam Vir	2.7400	7200.0	76	29906	No
104	GOM_NL__2PRFIN20071119_090329_000000412063_00293_29906_2539.N1	19-NOV-2007 09:03:29	Twilight	40.500	100	4Gam Crv	2.5800	13100.	81	29906	No
105	GOM_NL__2PRFIN20071119_090501_000000442063_00293_29906_2540.N1	19-NOV-2007 09:05:01	Twilight	43.500	171	2Eps Crv	3.0010	4250.0	87	29906	No
106	GOM_NL__2PRFIN20071119_091104_000000382063_00293_29906_2541.N1	19-NOV-2007 09:11:04	Dark	38.000	64	Gam Cen	2.2000	10600.	76	29906	No
107	GOM_NL__2PRFIN20071119_091421_000000432063_00293_29906_2542.N1	19-NOV-2007 09:14:21	Dark	43.000	113	Mu Vel	2.6920	5000.0	86	29906	No
108	GOM_NL__2PRFIN20071119_091708_000000362063_00294_29907_2585.N1	19-NOV-2007 09:17:08	Dark	36.000	124	The Car	2.7640	30000.	72	29907	No
109	GOM_NL__2PRFIN20071119_092113_000000432063_00294_29907_2586.N1	19-NOV-2007 09:21:13	Dark	42.500	41	Eps Car	1.8600	4100.0	85	29907	No
110	GOM_NL__2PRFIN20071119_093509_000000362063_00294_29907_2587.N1	19-NOV-2007 09:35:09	Straylight	36.000	157	The1Eri	2.9060	9300.0	72	29907	No
111	GOM_NL__2PRFIN20071119_094751_000000492063_00294_29907_2588.N1	19-NOV-2007 09:47:51	Twilight	49.000	94	92Alp Cet	2.5260	3100.0	98	29907	No
112	GOM_NL__2PRFIN20071119_095246_000000362063_00294_29907_2589.N1	19-NOV-2007 09:52:46	Bright	35.500	105	6Bet Ari	2.6450	8900.0	71	29907	No
113	GOM_NL__2PRFIN20071119_095641_000000352063_00294_29907_2590.N1	19-NOV-2007 09:56:41	Bright	34.500	173	4Bet Tri	3.0040	8900.0	69	29907	No
114	GOM_NL__2PRFIN20071119_095845_000000362063_00294_29907_2591.N1	19-NOV-2007 09:58:45	Bright	35.500	73	57Gam1And	2.2600	13100.	71	29907	No
115	GOM_NL__2PRFIN20071119_100220_000000372063_00294_29907_2592.N1	19-NOV-2007 10:02:20	Bright	37.000	160	23Gam Per	2.9300	4700.0	74	29907	No
116	GOM_NL__2PRFIN20071119_100351_000000352063_00294_29907_2593.N1	19-NOV-2007 10:03:51	Bright	35.000	110	37Del Cas	2.6780	8900.0	70	29907	No
117	GOM_NL__2PRFIN20071119_101159_000000362063_00294_29907_2594.N1	19-NOV-2007 10:11:59	Bright	36.000	49	1Alp UMi	1.9900	6300.0	72	29907	No
118	GOM_NL__2PRFIN20071119_101626_000000362063_00294_29907_2595.N1	19-NOV-2007 10:16:26	Bright	35.500	60	7Bet UMi	2.0810	3950.0	71	29907	No
119	GOM_NL__2PRFIN20071119_102159_000000382063_00294_29907_2596.N1	19-NOV-2007 10:21:59	Bright	37.500	32	77Eps UMa	1.7630	11000.	75	29907	No
120	GOM_NL__2PRFIN20071119_102343_000000342063_00294_29907_2597.N1	19-NOV-2007 10:23:43	Bright	33.500	39	85Eta UMa	1.8540	24000.	67	29907	No
121	GOM_NL__2PRFIN20071119_102711_000000352063_00294_29907_2598.N1	19-NOV-2007 10:27:11	Bright	35.000	152	12Alp2CVn	2.8900	11000.	70	29907	No
122	GOM_NL__2PRFIN20071119_103218_000000332063_00294_29907_2599.N1	19-NOV-2007 10:32:18	Bright	32.500	111	8Eta Boo	2.6800	6000.0	65	29907	No
123	GOM_NL__2PRFIN20071119_103503_000000352063_00294_29907_2600.N1	19-NOV-2007 10:35:03	Bright	34.500	138	47Eps Vir	2.8280	4700.0	69	29907	No
124	GOM_NL__2PRFIN20071119_103857_000000352063_00294_29907_2601.N1	19-NOV-2007 10:38:57	Bright	35.000	121	29Gam Vir	2.7400	7200.0	70	29907	No
125	GOM_NL__2PRFIN20071119_104405_000000442063_00294_29907_2602.N1	19-NOV-2007 10:44:05	Twilight	43.500	100	4Gam Crv	2.5800	13100.	87	29907	No
126	GOM_NL__2PRFIN20071119_104537_000000452063_00294_29907_2603.N1	19-NOV-2007 10:45:37	Twilight	44.500	171	2Eps Crv	3.0010	4250.0	89	29907	No
127	GOM_NL__2PRFIN20071119_105140_000000412063_00294_29907_2604.N1	19-NOV-2007 10:51:40	Dark	41.000	64	Gam Cen	2.2000	10600.	82	29907	No
128	GOM_NL__2PRFIN20071119_105458_000000412063_00294_29907_2605.N1	19-NOV-2007 10:54:58	Dark	40.500	113	Mu Vel	2.6920	5000.0	81	29907	No
129	GOM_NL__2PRFIN20071119_105744_000000372063_00295_29908_2606.N1	19-NOV-2007 10:57:44	Dark	36.500	124	The Car	2.7640	30000.	73	29908	No
130	GOM_NL__2PRFIN20071119_110150_000000432063_00295_29908_2607.N1	19-NOV-2007 11:01:50	Dark	42.500	41	Eps Car	1.8600	4100.0	85	29908	No
131	GOM_NL__2PRFIN20071119_111545_000000352063_00295_29908_2608.N1	19-NOV-2007 11:15:45	Straylight	35.000	157	The1Eri	2.9060	9300.0	70	29908	No
132	GOM_NL__2PRFIN20071119_112827_000000472063_00295_29908_2609.N1	19-NOV-2007 11:28:27	Twilight	46.500	94	92Alp Cet	2.5260	3100.0	93	29908	No
133	GOM_NL__2PRFIN20071119_113322_000000362063_00295_29908_2610.N1	19-NOV-2007 11:33:22	Bright	35.500	105	6Bet Ari	2.6450	8900.0	71	29908	No
134	GOM_NL__2PRFIN20071119_113717_000000352063_00295_29908_2611.N1	19-NOV-2007 11:37:17	Bright	35.000	173	4Bet Tri	3.0040	8900.0	70	29908	No
135	GOM_NL__2PRFIN20071119_113921_000000372063_00295_29908_2612.N1	19-NOV-2007 11:39:21	Bright	37.000	73	57Gam1And	2.2600	13100.	74	29908	No
136	GOM_NL__2PRFIN20071119_114255_000000392063_00295_29908_2613.N1	19-NOV-2007 11:42:55	Bright	38.500	160	23Gam Per	2.9300	4700.0	77	29908	No
137	GOM_NL__2PRFIN20071119_114427_000000352063_00295_29908_2614.N1	19-NOV-2007 11:44:27	Bright	34.500	110	37Del Cas	2.6780	8900.0	69	29908	No
138	GOM_NL__2PRFIN20071119_115235_000000342063_00295_29908_2615.N1	19-NOV-2007 11:52:35	Bright	34.000	49	1Alp UMi	1.9900	6300.0	68	29908	No
139	GOM_NL__2PRFIN20071119_115702_000000382063_00295_29908_2616.N1	19-NOV-2007 11:57:02	Bright	37.500	60	7Bet UMi	2.0810	3950.0	75	29908	No
140	GOM_NL__2PRFIN20071119_120235_000000382063_00295_29908_2617.N1	19-NOV-2007 12:02:35	Bright	37.500	32	77Eps UMa	1.7630	11000.	75	29908	No
141	GOM_NL__2PRFIN20071119_120419_000000362063_00295_29908_2618.N1	19-NOV-2007 12:04:19	Bright	35.500	39	85Eta UMa	1.8540	24000.	71	29908	No
142	GOM_NL__2PRFIN20071119_120747_000000352063_00295_29908_2619.N1	19-NOV-2007 12:07:47	Bright	35.000	152	12Alp2CVn	2.8900	11000.	70	29908	No
143	GOM_NL__2PRFIN20071119_121254_000000332063_00295_29908_2620.N1	19-NOV-2007 12:12:54	Bright	32.500	111	8Eta Boo	2.6800	6000.0	65	29908	No
144	GOM_NL__2PRFIN20071119_121539_000000352063_00295_29908_2621.N1	19-NOV-2007 12:15:39	Bright	34.500	138	47Eps Vir	2.8280	4700.0	69	29908	No
145	GOM_NL__2PRFIN20071119_121933_000000392063_00295_29908_2622.N1	19-NOV-2007 12:19:33	Bright	38.500	121	29Gam Vir	2.7400	7200.0	77	29908	No
146	GOM_NL__2PRFIN20071119_122442_000000412063_00295_29908_2623.N1	19-NOV-2007 12:24:42	Twilight	40.500	100	4Gam Crv	2.5800	13100.	81	29908	No
147	GOM_NL__2PRFIN20071119_122614_000000442063_00295_29908_2624.N1	19-NOV-2007 12:26:14	Twilight	43.500	171	2Eps Crv	3.0010	4250.0	87	29908	No
148	GOM_NL__2PRFIN20071119_123216_000000392063_00295_29908_2625.N1	19-NOV-2007 12:32:16	Dark	38.500	64	Gam Cen	2.2000	10600.	77	29908	No
149	GOM_NL__2PRFIN20071119_123534_000000422063_00295_29908_2626.N1	19-NOV-2007 12:35:34	Dark	41.500	113	Mu Vel	2.6920	5000.0	83	29908	No
150	GOM_NL__2PRFIN20071119_123820_000000372063_00296_29909_2632.N1	19-NOV-2007 12:38:20	Dark	37.000	124	The Car	2.7640	30000.	74	29909	No
151	GOM_NL__2PRFIN20071119_124226_000000432063_00296_29909_2633.N1	19-NOV-2007 12:42:26	Dark	43.000	41	Eps Car	1.8600	4100.0	86	29909	No
152	GOM_NL__2PRFIN20071119_125621_000000352063_00296_29909_2634.N1	19-NOV-2007 12:56:21	Straylight	35.000	157	The1Eri	2.9060	9300.0	70	29909	No
153	GOM_NL__2PRFIN20071119_130903_000000472063_00296_29909_2635.N1	19-NOV-2007 13:09:03	Twilight	47.000	94	92Alp Cet	2.5260	3100.0	94	29909	No
154	GOM_NL__2PRFIN20071119_131358_000000372063_00296_29909_2636.N1	19-NOV-2007 13:13:58	Bright	36.500	105	6Bet Ari	2.6450	8900.0	73	29909	No
155	GOM_NL__2PRFIN20071119_131752_000000352063_00296_29909_2637.N1	19-NOV-2007 13:17:52	Bright	35.000	173	4Bet Tri	3.0040	8900.0	70	29909	No
156	GOM_NL__2PRFIN20071119_131957_000000372063_00296_29909_2638.N1	19-NOV-2007 13:19:57	Bright	37.000	73	57Gam1And	2.2600	13100.	74	29909	No
157	GOM_NL__2PRFIN20071119_132331_000000372063_00296_29909_2639.N1	19-NOV-2007 13:23:31	Bright	36.500	160	23Gam Per	2.9300	4700.0	73	29909	No
158	GOM_NL__2PRFIN20071119_132503_000000352063_00296_29909_2640.N1	19-NOV-2007 13:25:03	Bright	35.000	110	37Del Cas	2.6780	8900.0	70	29909	No
159	GOM_NL__2PRFIN20071119_133311_000000372063_00296_29909_2641.N1	19-NOV-2007 13:33:11	Bright	36.500	49	1Alp UMi	1.9900	6300.0	73	29909	No
160	GOM_NL__2PRFIN20071119_133738_000000372063_00296_29909_2642.N1	19-NOV-2007 13:37:38	Bright	36.500	60	7Bet UMi	2.0810	3950.0	73	29909	No

161	GOM_NL__2PRFIN20071119_134311_000000372063_00296_29909_2643.N1	19-NOV-2007 13:43:11	Bright	36.500	32	77Eps UMa	1.7630	11000.	73	29909	No
162	GOM_NL__2PRFIN20071119_134455_000000352063_00296_29909_2644.N1	19-NOV-2007 13:44:55	Bright	34.500	39	85Eta UMa	1.8540	24000.	69	29909	No
163	GOM_NL__2PRFIN20071119_134824_000000342063_00296_29909_2645.N1	19-NOV-2007 13:48:24	Bright	34.000	152	12Alp2CVn	2.8900	11000.	68	29909	No
164	GOM_NL__2PRFIN20071119_135330_000000332063_00296_29909_2646.N1	19-NOV-2007 13:53:30	Bright	32.500	111	8Eta Boo	2.6800	6000.0	65	29909	No
165	GOM_NL__2PRFIN20071119_135615_000000342063_00296_29909_2647.N1	19-NOV-2007 13:56:15	Bright	34.000	138	47Eps Vir	2.8280	4700.0	68	29909	No
166	GOM_NL__2PRFIN20071119_140009_000000382063_00296_29909_2648.N1	19-NOV-2007 14:00:09	Bright	37.500	121	29Gam Vir	2.7400	7200.0	75	29909	No
167	GOM_NL__2PRFIN20071119_140518_000000422063_00296_29909_2649.N1	19-NOV-2007 14:05:18	Twilight	41.500	100	4Gam Crv	2.5800	13100.	83	29909	No
168	GOM_NL__2PRFIN20071119_140650_000000432063_00296_29909_2650.N1	19-NOV-2007 14:06:50	Twilight	42.500	171	2Eps Crv	3.0010	4250.0	85	29909	No
169	GOM_NL__2PRFIN20071119_141252_000000382063_00296_29909_2651.N1	19-NOV-2007 14:12:52	Dark	37.500	64	Gam Cen	2.2000	10600.	75	29909	No
170	GOM_NL__2PRFIN20071119_141611_000000422063_00296_29909_2652.N1	19-NOV-2007 14:16:11	Dark	42.000	113	Mu Vel	2.6920	5000.0	84	29909	No
171	GOM_NL__2PRFIN20071119_141857_000000372063_00297_29910_2687.N1	19-NOV-2007 14:18:57	Dark	36.500	124	The Car	2.7640	30000.	73	29910	No
172	GOM_NL__2PRFIN20071119_142149_000000402063_00297_29910_2688.N1	19-NOV-2007 14:21:49	Dark	39.500	29	Bet Car	1.6720	10200.	79	29910	No
173	GOM_NL__2PRFIN20071119_143657_000000382063_00297_29910_2689.N1	19-NOV-2007 14:36:57	Straylight	37.500	157	The1Eri	2.9060	9300.0	75	29910	No
174	GOM_NL__2PRFIN20071119_144938_000000482063_00297_29910_2690.N1	19-NOV-2007 14:49:38	Twilight	48.000	94	92Alp Cet	2.5260	3100.0	96	29910	No
175	GOM_NL__2PRFIN20071119_145434_000000372063_00297_29910_2691.N1	19-NOV-2007 14:54:34	Bright	36.500	105	6Bet Ari	2.6450	8900.0	73	29910	No
176	GOM_NL__2PRFIN20071119_145828_000000352063_00297_29910_2692.N1	19-NOV-2007 14:58:28	Bright	34.500	173	4Bet Tri	3.0040	8900.0	69	29910	No
177	GOM_NL__2PRFIN20071119_150033_000000382063_00297_29910_2693.N1	19-NOV-2007 15:00:33	Bright	37.500	73	57Gam1And	2.2600	13100.	75	29910	No
178	GOM_NL__2PRFIN20071119_150407_000000382063_00297_29910_2694.N1	19-NOV-2007 15:04:07	Bright	37.500	160	23Gam Per	2.9300	4700.0	75	29910	No
179	GOM_NL__2PRFIN20071119_150539_000000352063_00297_29910_2695.N1	19-NOV-2007 15:05:39	Bright	34.500	110	37Del Cas	2.6780	8900.0	69	29910	No
180	GOM_NL__2PRFIN20071119_151347_000000362063_00297_29910_2696.N1	19-NOV-2007 15:13:47	Bright	36.000	49	1Alp UMi	1.9900	6300.0	72	29910	No
181	GOM_NL__2PRFIN20071119_151814_000000372063_00297_29910_2697.N1	19-NOV-2007 15:18:14	Bright	37.000	60	7Bet UMi	2.0810	3950.0	74	29910	No
182	GOM_NL__2PRFIN20071119_152347_000000372063_00297_29910_2698.N1	19-NOV-2007 15:23:47	Bright	37.000	32	77Eps UMa	1.7630	11000.	74	29910	No
183	GOM_NL__2PRFIN20071119_152531_000000352063_00297_29910_2699.N1	19-NOV-2007 15:25:31	Bright	34.500	39	85Eta UMa	1.8540	24000.	69	29910	No
184	GOM_NL__2PRFIN20071119_152859_000000352063_00297_29910_2700.N1	19-NOV-2007 15:28:59	Bright	35.000	152	12Alp2CVn	2.8900	11000.	70	29910	No
185	GOM_NL__2PRFIN20071119_153406_000000332063_00297_29910_2701.N1	19-NOV-2007 15:34:06	Bright	32.500	111	8Eta Boo	2.6800	6000.0	65	29910	No
186	GOM_NL__2PRFIN20071119_153651_000000352063_00297_29910_2702.N1	19-NOV-2007 15:36:51	Bright	34.500	138	47Eps Vir	2.8280	4700.0	69	29910	No
187	GOM_NL__2PRFIN20071119_154045_000000552063_00297_29910_2703.N1	19-NOV-2007 15:40:45	Bright	55.000	121	29Gam Vir	2.7400	7200.0	110	29910	No
188	GOM_NL__2PRFIN20071119_154555_000000392063_00297_29910_2704.N1	19-NOV-2007 15:45:55	Twilight	39.000	100	4Gam Crv	2.5800	13100.	78	29910	No
189	GOM_NL__2PRFIN20071119_154727_000000452063_00297_29910_2705.N1	19-NOV-2007 15:47:27	Twilight	45.000	171	2Eps Crv	3.0010	4250.0	90	29910	No
190	GOM_NL__2PRFIN20071119_155328_000000372063_00297_29910_2706.N1	19-NOV-2007 15:53:28	Dark	37.000	64	Gam Cen	2.2000	10600.	74	29910	No
191	GOM_NL__2PRFIN20071119_155647_000000412063_00297_29910_2707.N1	19-NOV-2007 15:56:47	Dark	40.500	113	Mu Vel	2.6920	5000.0	81	29910	No
192	GOM_NL__2PRFIN20071119_155933_000000362063_00298_29911_2704.N1	19-NOV-2007 15:59:33	Dark	35.500	124	The Car	2.7640	30000.	71	29911	No
193	GOM_NL__2PRFIN20071119_160225_000000382063_00298_29911_2705.N1	19-NOV-2007 16:02:25	Dark	37.500	29	Bet Car	1.6720	10200.	75	29911	No
194	GOM_NL__2PRFIN20071119_161733_000000392063_00298_29911_2706.N1	19-NOV-2007 16:17:33	Straylight	39.000	157	The1Eri	2.9060	9300.0	78	29911	No
195	GOM_NL__2PRFIN20071119_163014_000000482063_00298_29911_2707.N1	19-NOV-2007 16:30:14	Twilight	48.000	94	92Alp Cet	2.5260	3100.0	96	29911	No
196	GOM_NL__2PRFIN20071119_163510_000000362063_00298_29911_2708.N1	19-NOV-2007 16:35:10	Bright	36.000	105	6Bet Ari	2.6450	8900.0	72	29911	No
197	GOM_NL__2PRFIN20071119_163904_000000352063_00298_29911_2709.N1	19-NOV-2007 16:39:04	Bright	35.000	173	4Bet Tri	3.0040	8900.0	70	29911	No
198	GOM_NL__2PRFIN20071119_164108_000000372063_00298_29911_2710.N1	19-NOV-2007 16:41:08	Bright	36.500	73	57Gam1And	2.2600	13100.	73	29911	No
199	GOM_NL__2PRFIN20071119_164443_000000392063_00298_29911_2711.N1	19-NOV-2007 16:44:43	Bright	38.500	160	23Gam Per	2.9300	4700.0	77	29911	No
200	GOM_NL__2PRFIN20071119_164615_000000342063_00298_29911_2712.N1	19-NOV-2007 16:46:15	Bright	34.000	110	37Del Cas	2.6780	8900.0	68	29911	No
201	GOM_NL__2PRFIN20071119_165423_000000372063_00298_29911_2713.N1	19-NOV-2007 16:54:23	Bright	36.500	49	1Alp UMi	1.9900	6300.0	73	29911	No
202	GOM_NL__2PRFIN20071119_165850_000000372063_00298_29911_2714.N1	19-NOV-2007 16:58:50	Bright	36.500	60	7Bet UMi	2.0810	3950.0	73	29911	No
203	GOM_NL__2PRFIN20071119_170423_000000342063_00298_29911_2715.N1	19-NOV-2007 17:04:23	Bright	34.000	32	77Eps UMa	1.7630	11000.	68	29911	No
204	GOM_NL__2PRFIN20071119_170607_000000342063_00298_29911_2716.N1	19-NOV-2007 17:06:07	Bright	34.000	39	85Eta UMa	1.8540	24000.	68	29911	No
205	GOM_NL__2PRFIN20071119_170935_000000532063_00298_29911_2717.N1	19-NOV-2007 17:09:35	Bright	52.500	152	12Alp2CVn	2.8900	11000.	105	29911	No
206	GOM_NL__2PRFIN20071119_171442_000000332063_00298_29911_2718.N1	19-NOV-2007 17:14:42	Bright	32.500	111	8Eta Boo	2.6800	6000.0	65	29911	No
207	GOM_NL__2PRFIN20071119_171727_000000352063_00298_29911_2719.N1	19-NOV-2007 17:17:27	Bright	34.500	138	47Eps Vir	2.8280	4700.0	69	29911	No
208	GOM_NL__2PRFIN20071119_172122_000000372063_00298_29911_2720.N1	19-NOV-2007 17:21:22	Bright	36.500	121	29Gam Vir	2.7400	7200.0	73	29911	No
209	GOM_NL__2PRFIN20071119_172631_000000412063_00298_29911_2721.N1	19-NOV-2007 17:26:31	Twilight	41.000	100	4Gam Crv	2.5800	13100.	82	29911	No
210	GOM_NL__2PRFIN20071119_172803_000000462063_00298_29911_2722.N1	19-NOV-2007 17:28:03	Twilight	46.000	171	2Eps Crv	3.0010	4250.0	92	29911	No
211	GOM_NL__2PRFIN20071119_173405_000000372063_00298_29911_2723.N1	19-NOV-2007 17:34:05	Dark	36.500	64	Gam Cen	2.2000	10600.	73	29911	No
212	GOM_NL__2PRFIN20071119_173724_000000402063_00298_29911_2724.N1	19-NOV-2007 17:37:24	Dark	40.000	113	Mu Vel	2.6920	5000.0	80	29911	No
213	GOM_NL__2PRFIN20071119_174009_000000382063_00299_29912_2734.N1	19-NOV-2007 17:40:09	Dark	38.000	124	The Car	2.7640	30000.	76	29912	No
214	GOM_NL__2PRFIN20071119_174301_000000372063_00299_29912_2735.N1	19-NOV-2007 17:43:01	Dark	37.000	29	Bet Car	1.6720	10200.	74	29912	No
215	GOM_NL__2PRFIN20071119_175809_000000392063_00299_29912_2736.N1	19-NOV-2007 17:58:09	Straylight	38.500	157	The1Eri	2.9060	9300.0	77	29912	No
216	GOM_NL__2PRFIN20071119_181050_000000432063_00299_29912_2737.N1	19-NOV-2007 18:10:50	Twilight	42.500	94	92Alp Cet	2.5260	3100.0	85	29912	No
217	GOM_NL__2PRFIN20071119_181546_000000362063_00299_29912_2738.N1	19-NOV-2007 18:15:46	Bright	36.000	105	6Bet Ari	2.6450	8900.0	72	29912	No
218	GOM_NL__2PRFIN20071119_181940_000000362063_00299_29912_2739.N1	19-NOV-2007 18:19:40	Bright	35.500	173	4Bet Tri	3.0040	8900.0	71	29912	No
219	GOM_NL__2PRFIN20071119_182144_000000362063_00299_29912_2740.N1	19-NOV-2007 18:21:44	Bright	36.000	73	57Gam1And	2.2600	13100.	72	29912	No

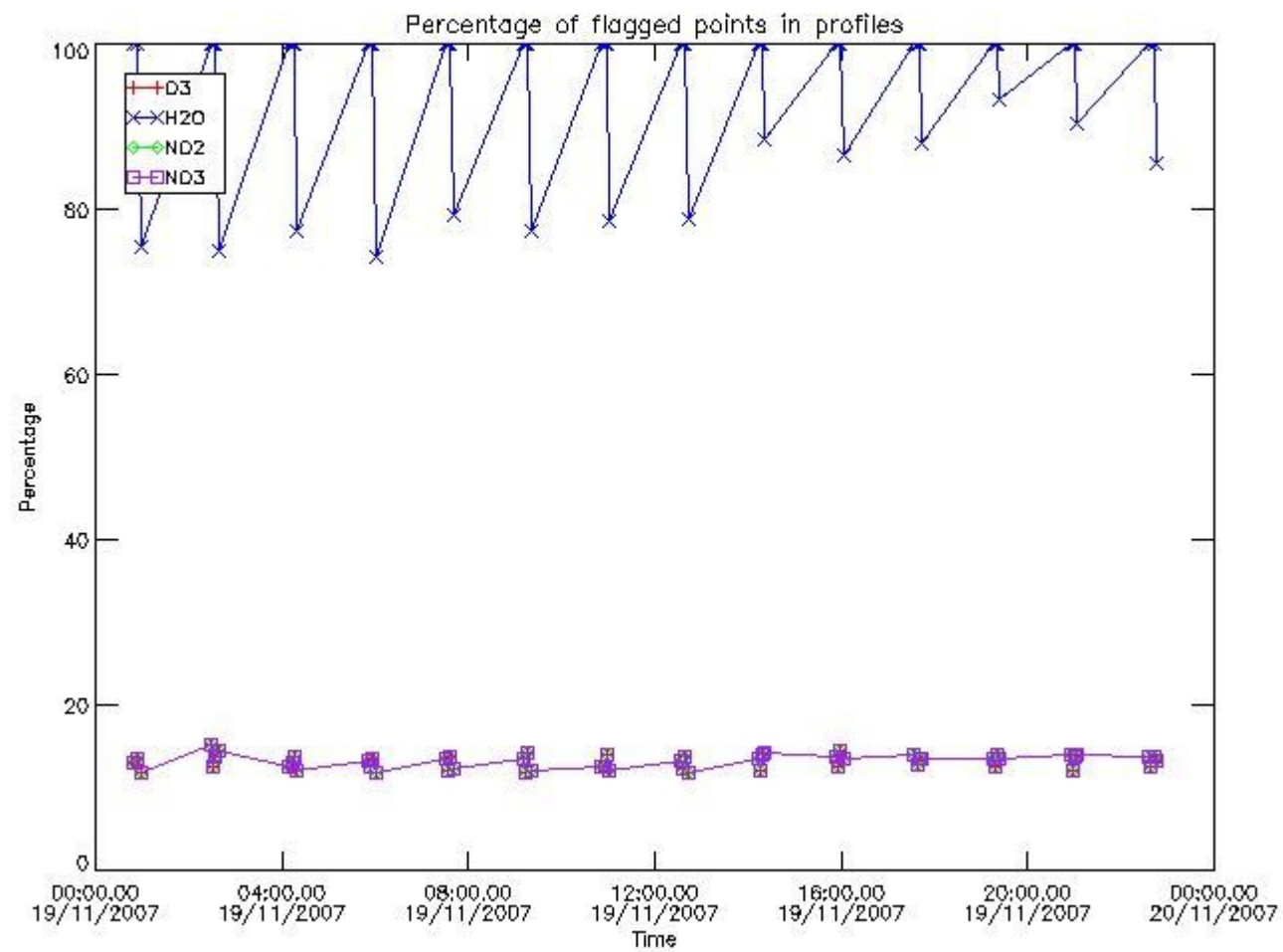
220	GOM_NL__2PRFIN20071119_182518_000000372063_00299_29912_2741.N1	19-NOV-2007 18:25:18	Bright	37.000	160	23Gam Per	2.9300	4700.0	74	29912	No
221	GOM_NL__2PRFIN20071119_182651_000000352063_00299_29912_2742.N1	19-NOV-2007 18:26:51	Bright	35.000	110	37Del Cas	2.6780	8900.0	70	29912	No
222	GOM_NL__2PRFIN20071119_183459_000000372063_00299_29912_2743.N1	19-NOV-2007 18:34:59	Bright	36.500	49	1Alp UMi	1.9900	6300.0	73	29912	No
223	GOM_NL__2PRFIN20071119_183926_000000372063_00299_29912_2744.N1	19-NOV-2007 18:39:26	Bright	37.000	60	7Bet UMi	2.0810	3950.0	74	29912	No
224	GOM_NL__2PRFIN20071119_184459_000000342063_00299_29912_2745.N1	19-NOV-2007 18:44:59	Bright	34.000	32	77Eps UMa	1.7630	11000.	68	29912	No
225	GOM_NL__2PRFIN20071119_184643_000000342063_00299_29912_2746.N1	19-NOV-2007 18:46:43	Bright	33.500	39	85Eta UMa	1.8540	24000.	67	29912	No
226	GOM_NL__2PRFIN20071119_185012_000000362063_00299_29912_2747.N1	19-NOV-2007 18:50:12	Bright	36.000	152	12Alp2CVn	2.8900	11000.	72	29912	No
227	GOM_NL__2PRFIN20071119_185518_000000332063_00299_29912_2748.N1	19-NOV-2007 18:55:18	Bright	32.500	111	8Eta Boo	2.6800	6000.0	65	29912	No
228	GOM_NL__2PRFIN20071119_185804_000000352063_00299_29912_2749.N1	19-NOV-2007 18:58:04	Bright	34.500	138	47Eps Vir	2.8280	4700.0	69	29912	No
229	GOM_NL__2PRFIN20071119_190158_000000382063_00299_29912_2750.N1	19-NOV-2007 19:01:58	Bright	37.500	121	29Gam Vir	2.7400	7200.0	75	29912	No
230	GOM_NL__2PRFIN20071119_190708_000000442063_00299_29912_2751.N1	19-NOV-2007 19:07:08	Twilight	44.000	100	4Gam Crv	2.5800	13100.	88	29912	No
231	GOM_NL__2PRFIN20071119_190840_000000472063_00299_29912_2752.N1	19-NOV-2007 19:08:40	Twilight	46.500	171	2Eps Crv	3.0010	4250.0	93	29912	No
232	GOM_NL__2PRFIN20071119_191441_000000382063_00299_29912_2753.N1	19-NOV-2007 19:14:41	Dark	37.500	64	Gam Cen	2.2000	10600.	75	29912	No
233	GOM_NL__2PRFIN20071119_191801_000000412063_00299_29912_2754.N1	19-NOV-2007 19:18:01	Dark	41.000	113	Mu Vel	2.6920	5000.0	82	29912	No
234	GOM_NL__2PRFIN20071119_192045_000000372063_00300_29913_2748.N1	19-NOV-2007 19:20:45	Dark	36.500	124	The Car	2.7640	30000.	73	29913	No
235	GOM_NL__2PRFIN20071119_192338_000000382063_00300_29913_2749.N1	19-NOV-2007 19:23:38	Dark	37.500	29	Bet Car	1.6720	10200.	75	29913	No
236	GOM_NL__2PRFIN20071119_193845_000000392063_00300_29913_2750.N1	19-NOV-2007 19:38:45	Straylight	39.000	157	The1Eri	2.9060	9300.0	78	29913	No
237	GOM_NL__2PRFIN20071119_195126_000000472063_00300_29913_2751.N1	19-NOV-2007 19:51:26	Twilight	46.500	94	92Alp Cet	2.5260	3100.0	93	29913	No
238	GOM_NL__2PRFIN20071119_195622_000000372063_00300_29913_2752.N1	19-NOV-2007 19:56:22	Bright	36.500	105	6Bet Ari	2.6450	8900.0	73	29913	No
239	GOM_NL__2PRFIN20071119_200016_000000342063_00300_29913_2753.N1	19-NOV-2007 20:00:16	Bright	34.000	173	4Bet Tri	3.0040	8900.0	68	29913	No
240	GOM_NL__2PRFIN20071119_200220_000000352063_00300_29913_2754.N1	19-NOV-2007 20:02:20	Bright	35.000	73	57Gam1And	2.2600	13100.	70	29913	No
241	GOM_NL__2PRFIN20071119_200554_000000372063_00300_29913_2755.N1	19-NOV-2007 20:05:54	Bright	36.500	160	23Gam Per	2.9300	4700.0	73	29913	No
242	GOM_NL__2PRFIN20071119_200727_000000352063_00300_29913_2756.N1	19-NOV-2007 20:07:27	Bright	35.000	110	37Del Cas	2.6780	8900.0	70	29913	No
243	GOM_NL__2PRFIN20071119_201535_000000372063_00300_29913_2757.N1	19-NOV-2007 20:15:35	Bright	36.500	49	1Alp UMi	1.9900	6300.0	73	29913	No
244	GOM_NL__2PRFIN20071119_202002_000000372063_00300_29913_2758.N1	19-NOV-2007 20:20:02	Bright	37.000	60	7Bet UMi	2.0810	3950.0	74	29913	No
245	GOM_NL__2PRFIN20071119_202535_000000382063_00300_29913_2759.N1	19-NOV-2007 20:25:35	Bright	38.000	32	77Eps UMa	1.7630	11000.	76	29913	No
246	GOM_NL__2PRFIN20071119_202719_000000362063_00300_29913_2760.N1	19-NOV-2007 20:27:19	Bright	36.000	39	85Eta UMa	1.8540	24000.	72	29913	No
247	GOM_NL__2PRFIN20071119_203048_000000362063_00300_29913_2761.N1	19-NOV-2007 20:30:48	Bright	35.500	152	12Alp2CVn	2.8900	11000.	71	29913	No
248	GOM_NL__2PRFIN20071119_203554_000000332063_00300_29913_2762.N1	19-NOV-2007 20:35:54	Bright	32.500	111	8Eta Boo	2.6800	6000.0	65	29913	No
249	GOM_NL__2PRFIN20071119_203840_000000352063_00300_29913_2763.N1	19-NOV-2007 20:38:40	Bright	35.000	138	47Eps Vir	2.8280	4700.0	70	29913	No
250	GOM_NL__2PRFIN20071119_204234_000000552063_00300_29913_2764.N1	19-NOV-2007 20:42:34	Bright	54.500	121	29Gam Vir	2.7400	7200.0	109	29913	No
251	GOM_NL__2PRFIN20071119_204744_000000422063_00300_29913_2765.N1	19-NOV-2007 20:47:44	Twilight	42.000	100	4Gam Crv	2.5800	13100.	84	29913	No
252	GOM_NL__2PRFIN20071119_204916_000000432063_00300_29913_2766.N1	19-NOV-2007 20:49:16	Twilight	43.000	171	2Eps Crv	3.0010	4250.0	86	29913	No
253	GOM_NL__2PRFIN20071119_205517_000000372063_00300_29913_2767.N1	19-NOV-2007 20:55:17	Dark	36.500	64	Gam Cen	2.2000	10600.	73	29913	No
254	GOM_NL__2PRFIN20071119_205837_000000422063_00300_29913_2768.N1	19-NOV-2007 20:58:37	Dark	42.000	113	Mu Vel	2.6920	5000.0	84	29913	No
255	GOM_NL__2PRFIN20071119_210122_000000372063_00301_29914_2762.N1	19-NOV-2007 21:01:22	Dark	37.000	124	The Car	2.7640	30000.	74	29914	No
256	GOM_NL__2PRFIN20071119_210414_000000372063_00301_29914_2763.N1	19-NOV-2007 21:04:14	Dark	36.500	29	Bet Car	1.6720	10200.	73	29914	No
257	GOM_NL__2PRFIN20071119_211922_000000382063_00301_29914_2764.N1	19-NOV-2007 21:19:22	Straylight	37.500	157	The1Eri	2.9060	9300.0	75	29914	No
258	GOM_NL__2PRFIN20071119_213202_000000472063_00301_29914_2765.N1	19-NOV-2007 21:32:02	Twilight	46.500	94	92Alp Cet	2.5260	3100.0	93	29914	No
259	GOM_NL__2PRFIN20071119_213658_000000372063_00301_29914_2766.N1	19-NOV-2007 21:36:58	Bright	36.500	105	6Bet Ari	2.6450	8900.0	73	29914	No
260	GOM_NL__2PRFIN20071119_214052_000000352063_00301_29914_2767.N1	19-NOV-2007 21:40:52	Bright	35.000	173	4Bet Tri	3.0040	8900.0	70	29914	No
261	GOM_NL__2PRFIN20071119_214256_000000372063_00301_29914_2768.N1	19-NOV-2007 21:42:56	Bright	36.500	73	57Gam1And	2.2600	13100.	73	29914	No
262	GOM_NL__2PRFIN20071119_214630_000000372063_00301_29914_2769.N1	19-NOV-2007 21:46:30	Bright	37.000	160	23Gam Per	2.9300	4700.0	74	29914	No
263	GOM_NL__2PRFIN20071119_214803_000000352063_00301_29914_2770.N1	19-NOV-2007 21:48:03	Bright	35.000	110	37Del Cas	2.6780	8900.0	70	29914	No
264	GOM_NL__2PRFIN20071119_215611_000000372063_00301_29914_2771.N1	19-NOV-2007 21:56:11	Bright	36.500	49	1Alp UMi	1.9900	6300.0	73	29914	No
265	GOM_NL__2PRFIN20071119_220038_000000332063_00301_29914_2772.N1	19-NOV-2007 22:00:38	Bright	33.000	60	7Bet UMi	2.0810	3950.0	66	29914	No
266	GOM_NL__2PRFIN20071119_220611_000000542063_00301_29914_2773.N1	19-NOV-2007 22:06:11	Bright	54.000	32	77Eps UMa	1.7630	11000.	108	29914	No
267	GOM_NL__2PRFIN20071119_220755_000000352063_00301_29914_2774.N1	19-NOV-2007 22:07:55	Bright	34.500	39	85Eta UMa	1.8540	24000.	69	29914	No
268	GOM_NL__2PRFIN20071119_221124_000000372063_00301_29914_2775.N1	19-NOV-2007 22:11:24	Bright	36.500	152	12Alp2CVn	2.8900	11000.	73	29914	No
269	GOM_NL__2PRFIN20071119_221630_000000332063_00301_29914_2776.N1	19-NOV-2007 22:16:30	Bright	33.000	111	8Eta Boo	2.6800	6000.0	66	29914	No
270	GOM_NL__2PRFIN20071119_221916_000000532063_00301_29914_2777.N1	19-NOV-2007 22:19:16	Bright	53.000	138	47Eps Vir	2.8280	4700.0	106	29914	No
271	GOM_NL__2PRFIN20071119_222311_000000482063_00301_29914_2778.N1	19-NOV-2007 22:23:11	Bright	48.000	121	29Gam Vir	2.7400	7200.0	96	29914	No
272	GOM_NL__2PRFIN20071119_222821_000000412063_00301_29914_2779.N1	19-NOV-2007 22:28:21	Twilight	40.500	100	4Gam Crv	2.5800	13100.	81	29914	No
273	GOM_NL__2PRFIN20071119_222953_000000442063_00301_29914_2780.N1	19-NOV-2007 22:29:53	Twilight	44.000	171	2Eps Crv	3.0010	4250.0	88	29914	No
274	GOM_NL__2PRFIN20071119_223553_000000372063_00301_29914_2781.N1	19-NOV-2007 22:35:53	Dark	37.000	64	Gam Cen	2.2000	10600.	74	29914	No
275	GOM_NL__2PRFIN20071119_223914_000000412063_00301_29914_2782.N1	19-NOV-2007 22:39:14	Dark	41.000	113	Mu Vel	2.6920	5000.0	82	29914	No
276	GOM_NL__2PRFIN20071119_224158_000000372063_00302_29915_2775.N1	19-NOV-2007 22:41:58	Dark	37.000	124	The Car	2.7640	30000.	74	29915	No
277	GOM_NL__2PRFIN20071119_224450_000000392063_00302_29915_2776.N1	19-NOV-2007 22:44:50	Dark	38.500	29	Bet Car	1.6720	10200.	77	29915	No
278	GOM_NL__2PRFIN20071119_225958_000000382063_00302_29915_2777.N1	19-NOV-2007 22:59:58	Straylight	38.000	157	The1Eri	2.9060	9300.0	76	29915	No

279	GOM_NL__2PRFIN20071119_231238_000000442063_00302_29915_2778.N1	19-NOV-2007 23:12:38	Tw_i_and_stray	43.500	94	92Alp Cet	2.5260	3100.0	87	29915	No
280	GOM_NL__2PRFIN20071119_231734_000000362063_00302_29915_2779.N1	19-NOV-2007 23:17:34	Bright	35.500	105	6Bet Ari	2.6450	8900.0	71	29915	No
281	GOM_NL__2PRFIN20071119_232128_000000342063_00302_29915_2780.N1	19-NOV-2007 23:21:28	Bright	34.000	173	4Bet Tri	3.0040	8900.0	68	29915	No
282	GOM_NL__2PRFIN20071119_232332_000000362063_00302_29915_2781.N1	19-NOV-2007 23:23:32	Bright	35.500	73	57Gam1And	2.2600	13100.	71	29915	No
283	GOM_NL__2PRFIN20071119_232705_000000372063_00302_29915_2782.N1	19-NOV-2007 23:27:05	Bright	37.000	160	23Gam Per	2.9300	4700.0	74	29915	No
284	GOM_NL__2PRFIN20071119_232839_000000352063_00302_29915_2783.N1	19-NOV-2007 23:28:39	Bright	35.000	110	37Del Cas	2.6780	8900.0	70	29915	No
285	GOM_NL__2PRFIN20071119_233647_000000362063_00302_29915_2784.N1	19-NOV-2007 23:36:47	Bright	36.000	49	1Alp UMi	1.9900	6300.0	72	29915	No
286	GOM_NL__2PRFIN20071119_234114_000000362063_00302_29915_2785.N1	19-NOV-2007 23:41:14	Bright	35.500	60	7Bet UMi	2.0810	3950.0	71	29915	No
287	GOM_NL__2PRFIN20071119_234646_000000482063_00302_29915_2786.N1	19-NOV-2007 23:46:46	Bright	48.000	32	77Eps UMa	1.7630	11000.	96	29915	No
288	GOM_NL__2PRFIN20071119_234831_000000522063_00302_29915_2787.N1	19-NOV-2007 23:48:31	Bright	52.000	39	85Eta UMa	1.8540	24000.	104	29915	No
289	GOM_NL__2PRFIN20071119_235159_000000352063_00302_29915_2788.N1	19-NOV-2007 23:51:59	Bright	35.000	152	12Alp2CVn	2.8900	11000.	70	29915	No
290	GOM_NL__2PRFIN20071119_235706_000000332063_00302_29915_2789.N1	19-NOV-2007 23:57:06	Bright	33.000	111	8Eta Boo	2.6800	6000.0	66	29915	No
291	GOM_NL__2PRFIN20071119_235952_000000352063_00302_29915_2790.N1	19-NOV-2007 23:59:52	Bright	34.500	138	47Eps Vir	2.8280	4700.0	69	29915	No

3. Quality information per product

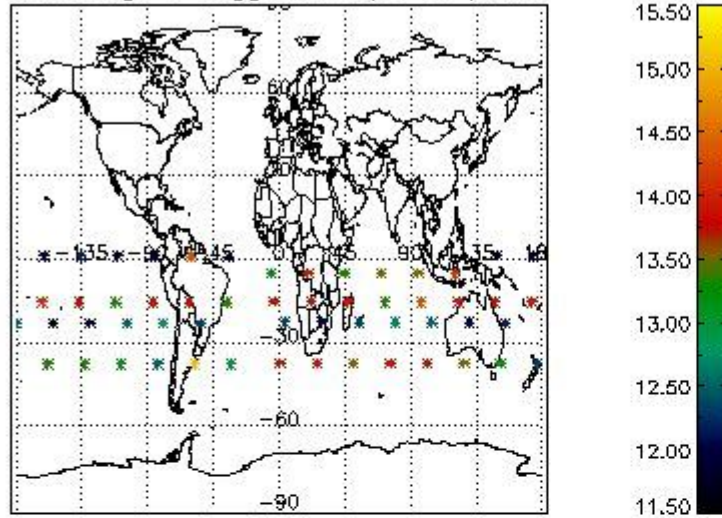
In this section it is plotted some information contained in the Quality Summary data set of the level 2 products. Only products in dark limb conditions and without errors (error flag in the MPH set to "0") are used.

3.1 Plot quality information per product (time dependant)

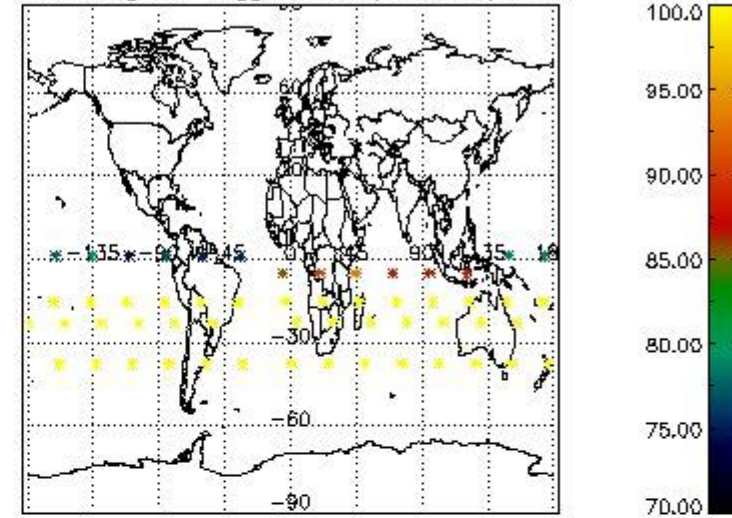


3.2 Plot quality information per product (world map)

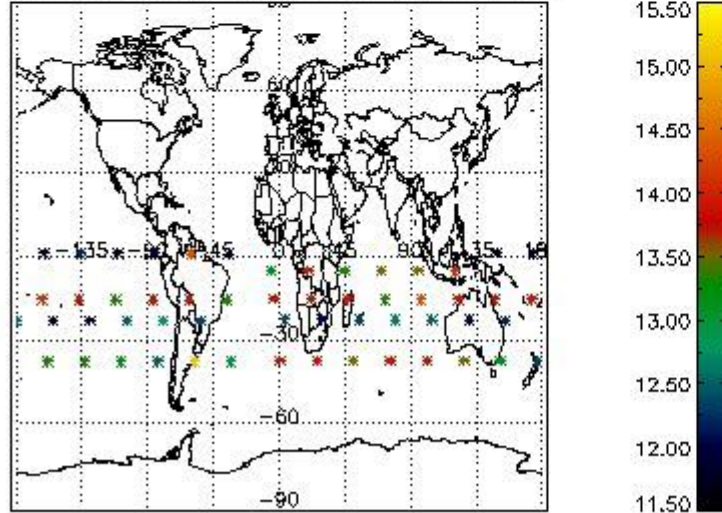
Percentage of flagged data per O3 profile



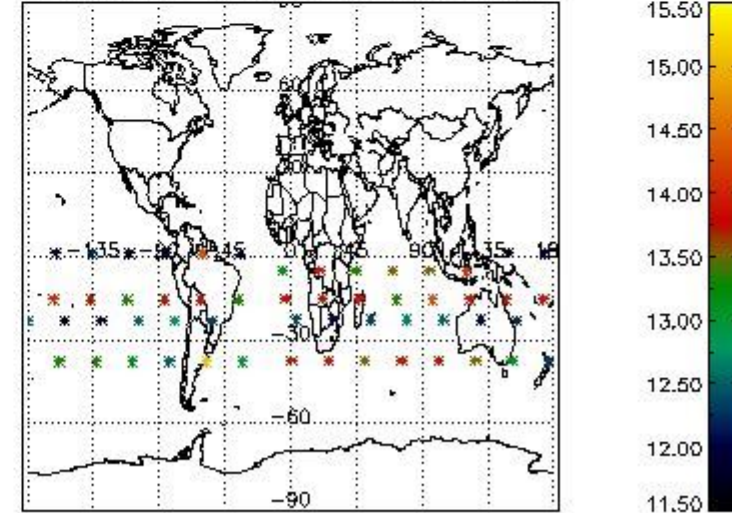
Percentage of flagged data per H2O profile



Percentage of flagged data per NO2 profile



Percentage of flagged data per NO3 profile

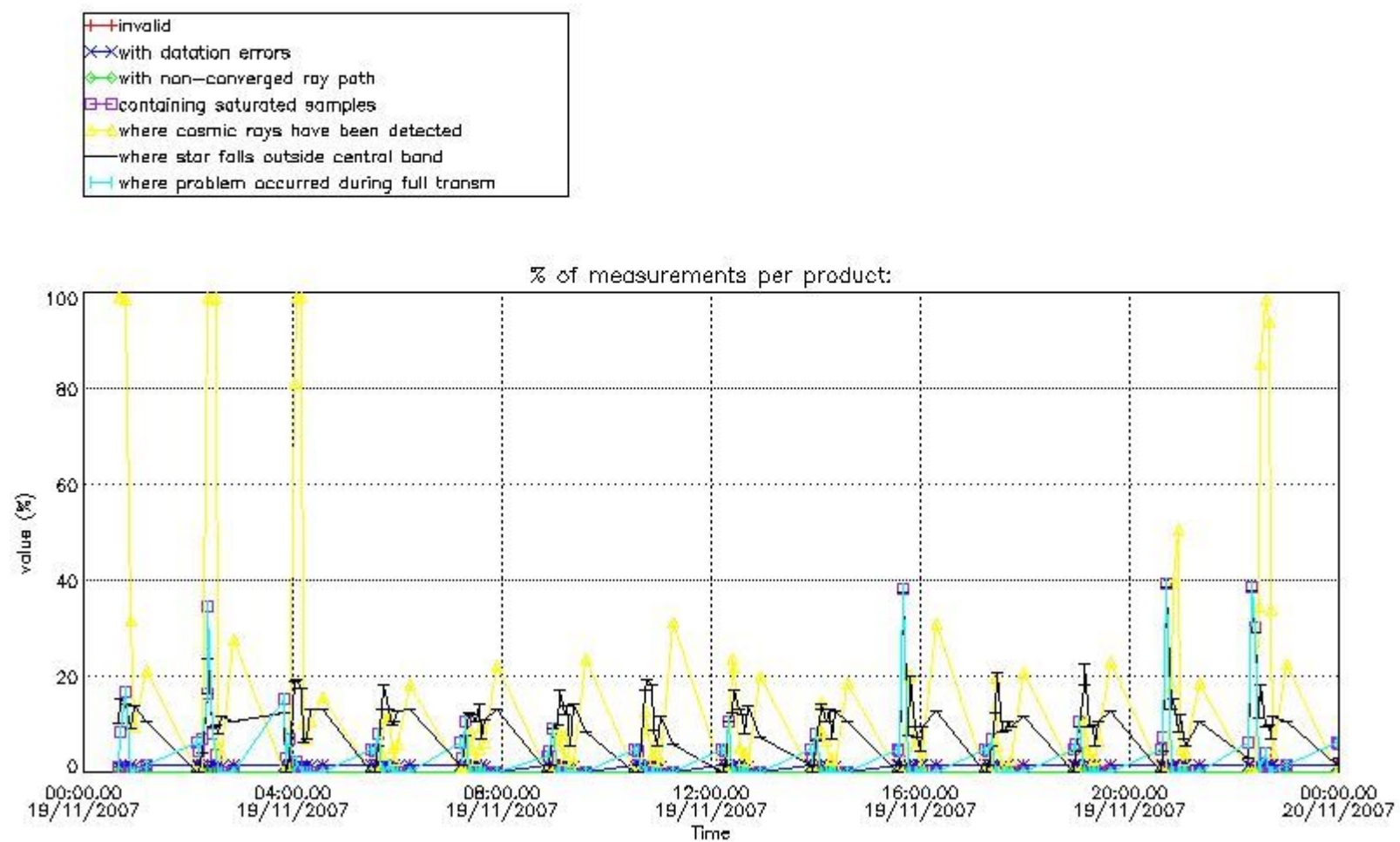


4. Level 1 quality information per product

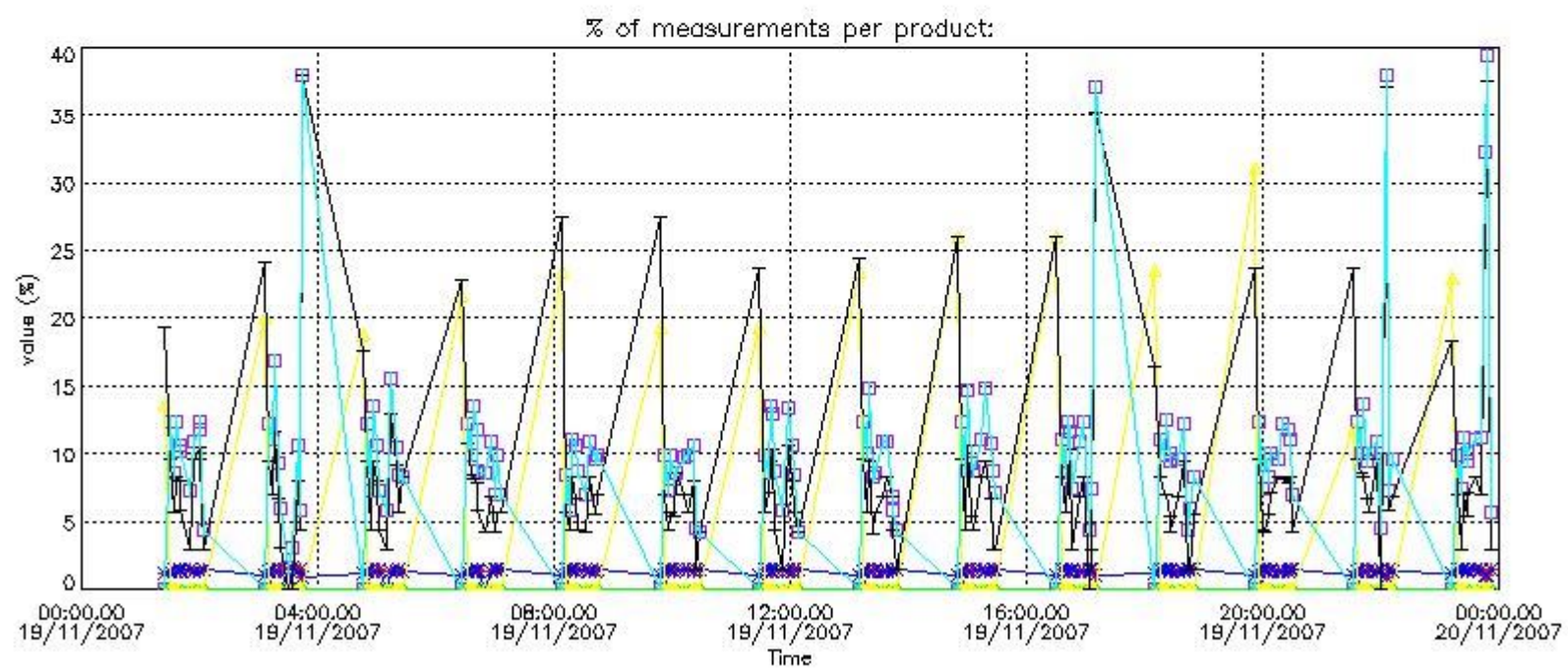
In this section it is plotted some information contained in the Quality Summary data set of the level 2 products that comes from the level 1b processing. Products without errors (error flag in the MPH set to "0") are used.

4.1 Plot quality information per product (time dependant) coming from level 1b processing

4.1.1 Plot level 1 quality information per product (time dependant): ENVISAT ASCENDING passes



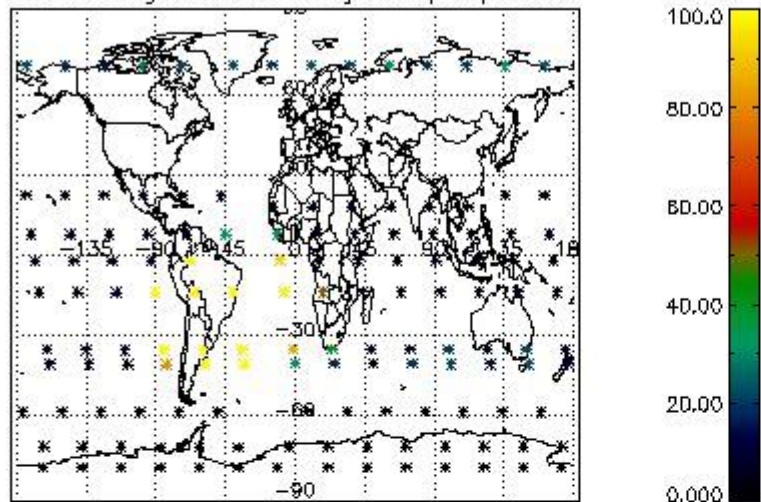
4.1.2 Plot level 1 quality information per product (time dependant): ENVISAT DESCENDING passes



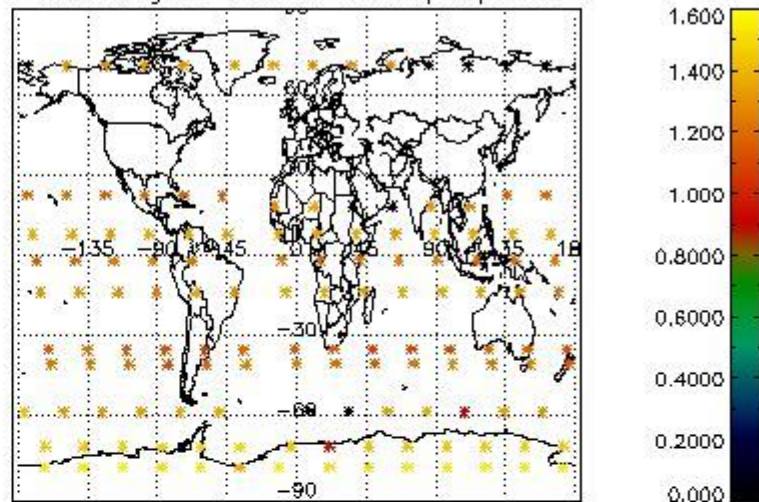
4.2 Plot quality information per product coming from level 1b processing (world map)

4.2.1 Plot level 1 quality information per product (world map): ENVISAT ASCENDING passes

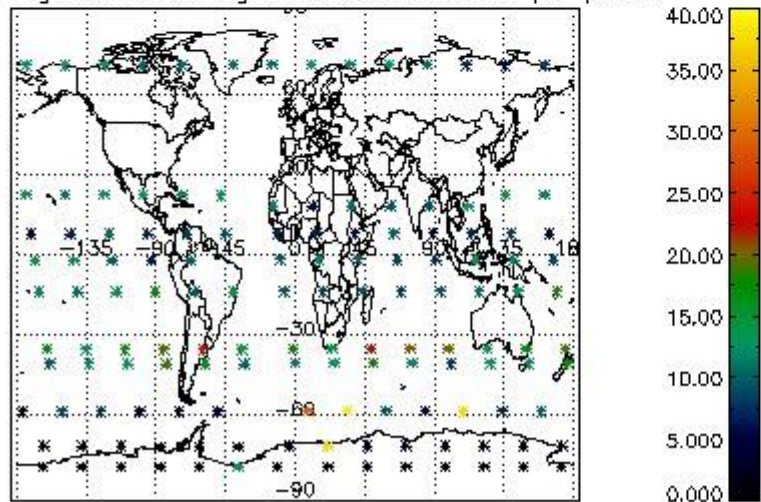
Percentage of cosmic ray hits per profile



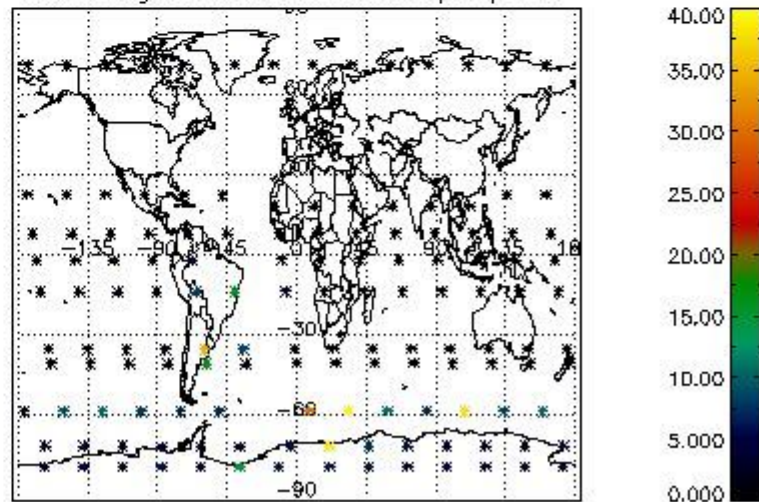
Percentage of datation errors per profile



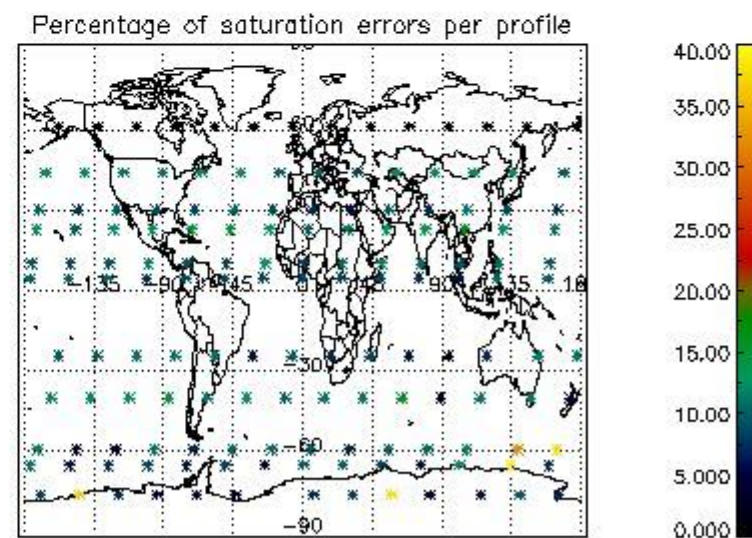
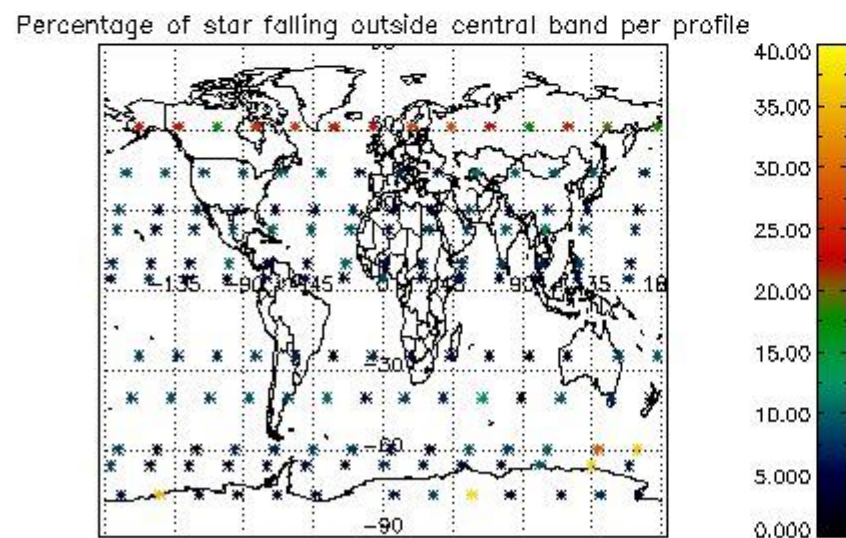
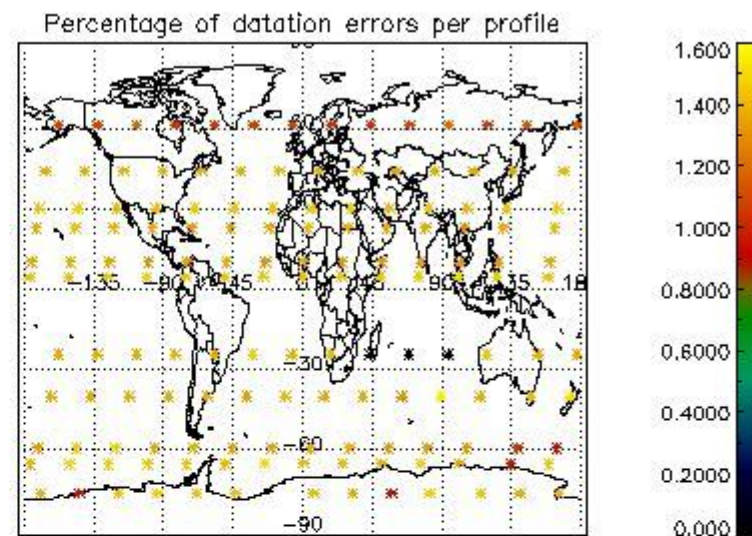
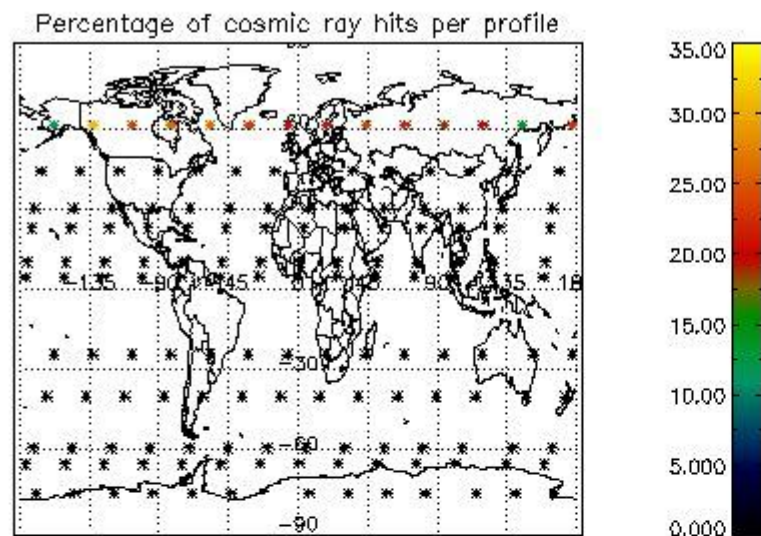
Percentage of star falling outside central band per profile



Percentage of saturation errors per profile



4.2.2 Plot level 1 quality information per product (world map): ENVISAT DESCENDING passes



5. Trace gas profiles

5.1 Ozone statistics based on quality of products

The final quality of the products can be "measured" using the STD (Standard Deviation) attached to every point profile. This information is written to the parameter GOM_NL__2P/NL_LOCAL_SPECIES_DENSITY/o3_std of the level 2 products. The table below shows the statistics for given STD ranges.

The statistics are given with respect to the overall valid production:

- Products without fatal errors: GOM_NL__2P/MPH/PRODUCT_ERR=0
- Valid point profile: GOM_NL__2P/NL_LOCAL_SPECIES_DENSITY/pcd(0)=0

The 'Criteria' is applied to valid points of dark limb products:

- Products in dark limb illumination condition: GOM_NL__2P/NL_SUMMARY_QUALITY/obs_ill_cond=0
- Products without fatal errors: GOM_NL__2P/MPH/PRODUCT_ERR=0
- Valid point profile: GOM_NL__2P/NL_LOCAL_SPECIES_DENSITY/pcd(0)=0

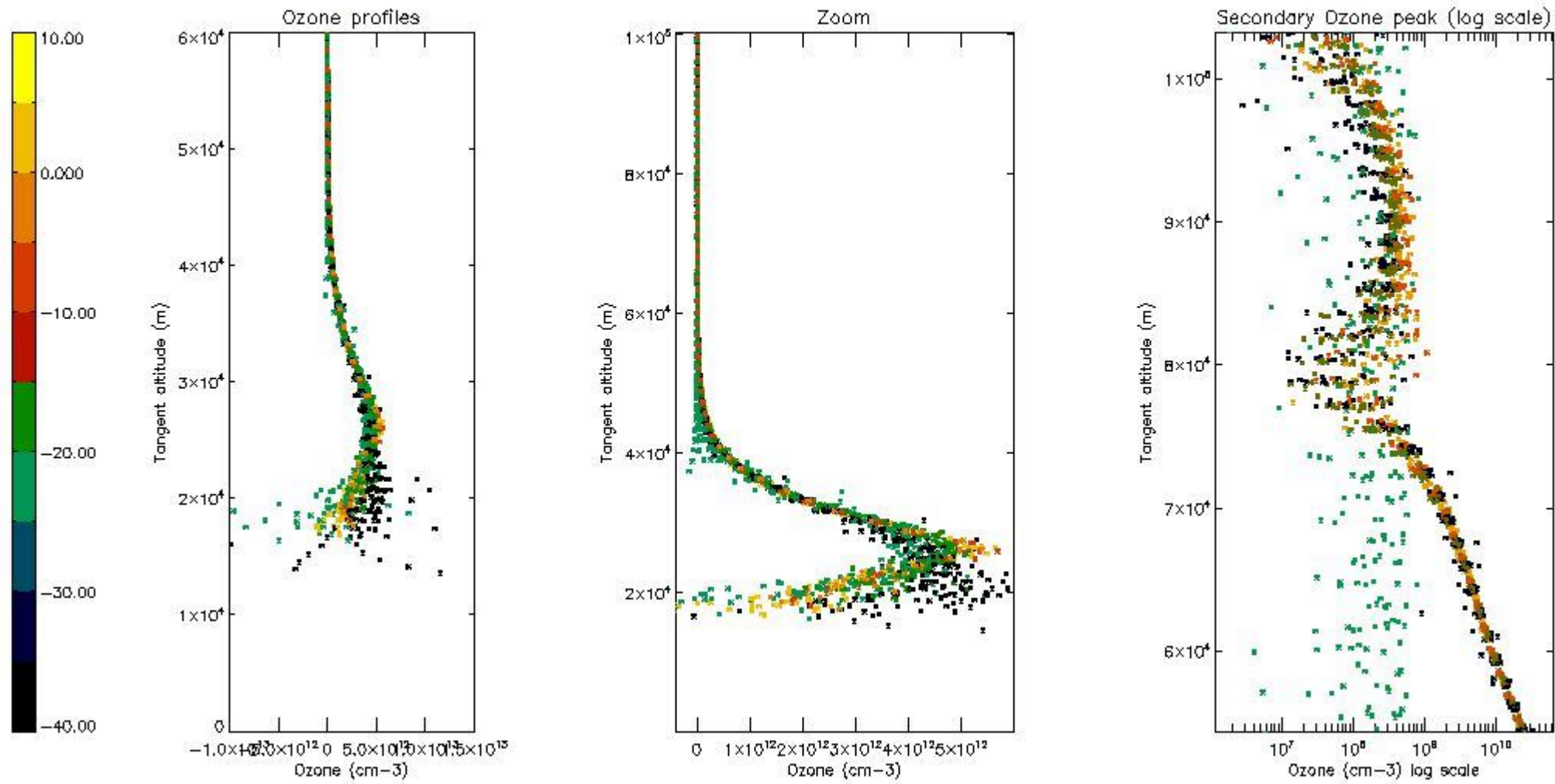
So, the table below shows the percentage of dark limb and valid observations for each criteria with respect to the overall valid daily observations.

Criteria	% of total production
All STD	20
STD < 20	11

STD < 10	8
STD < 5	4

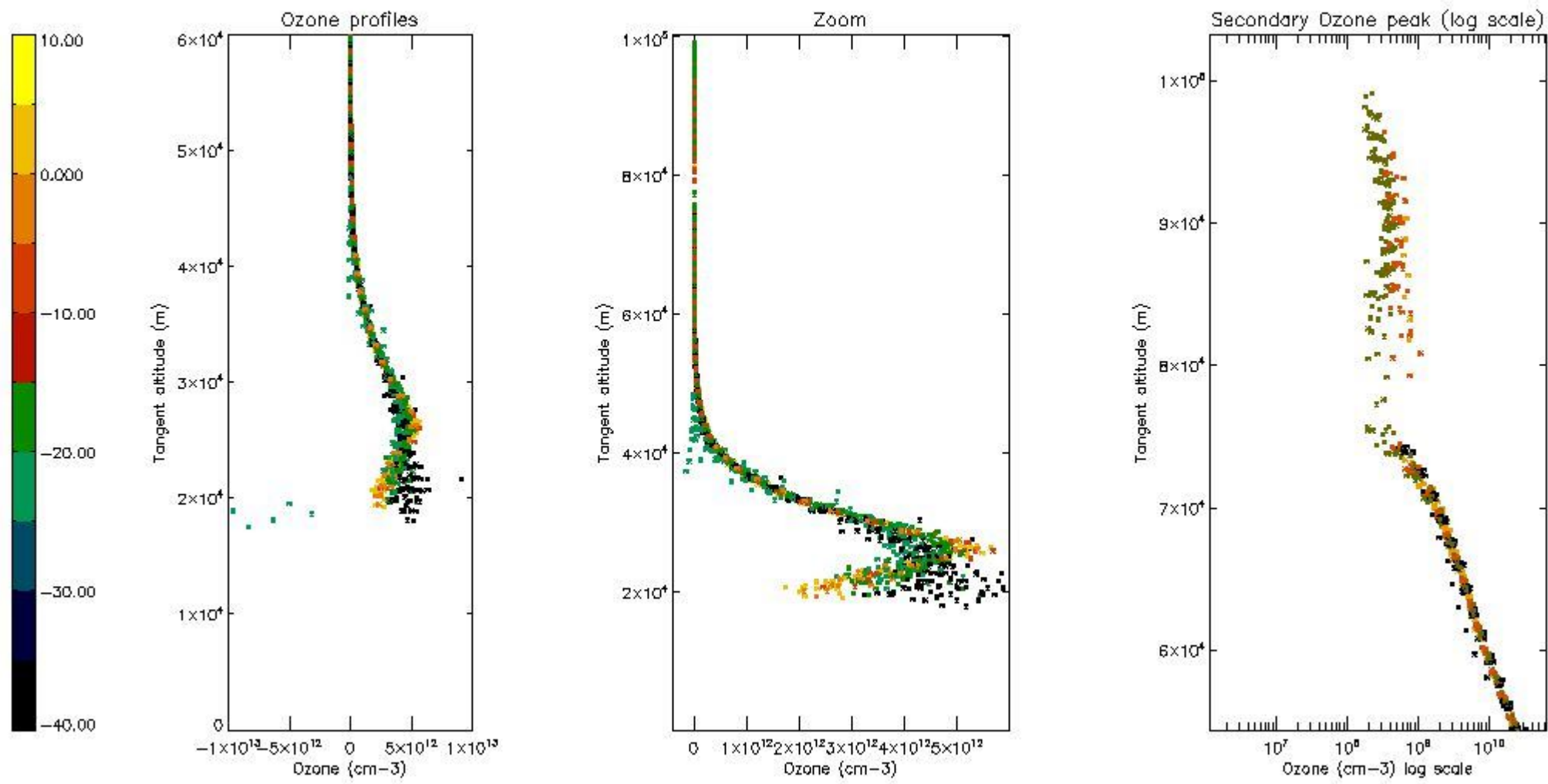
5.2 Plot ozone profiles for all STD (dark without errors)

The colorbar represents the latitude.



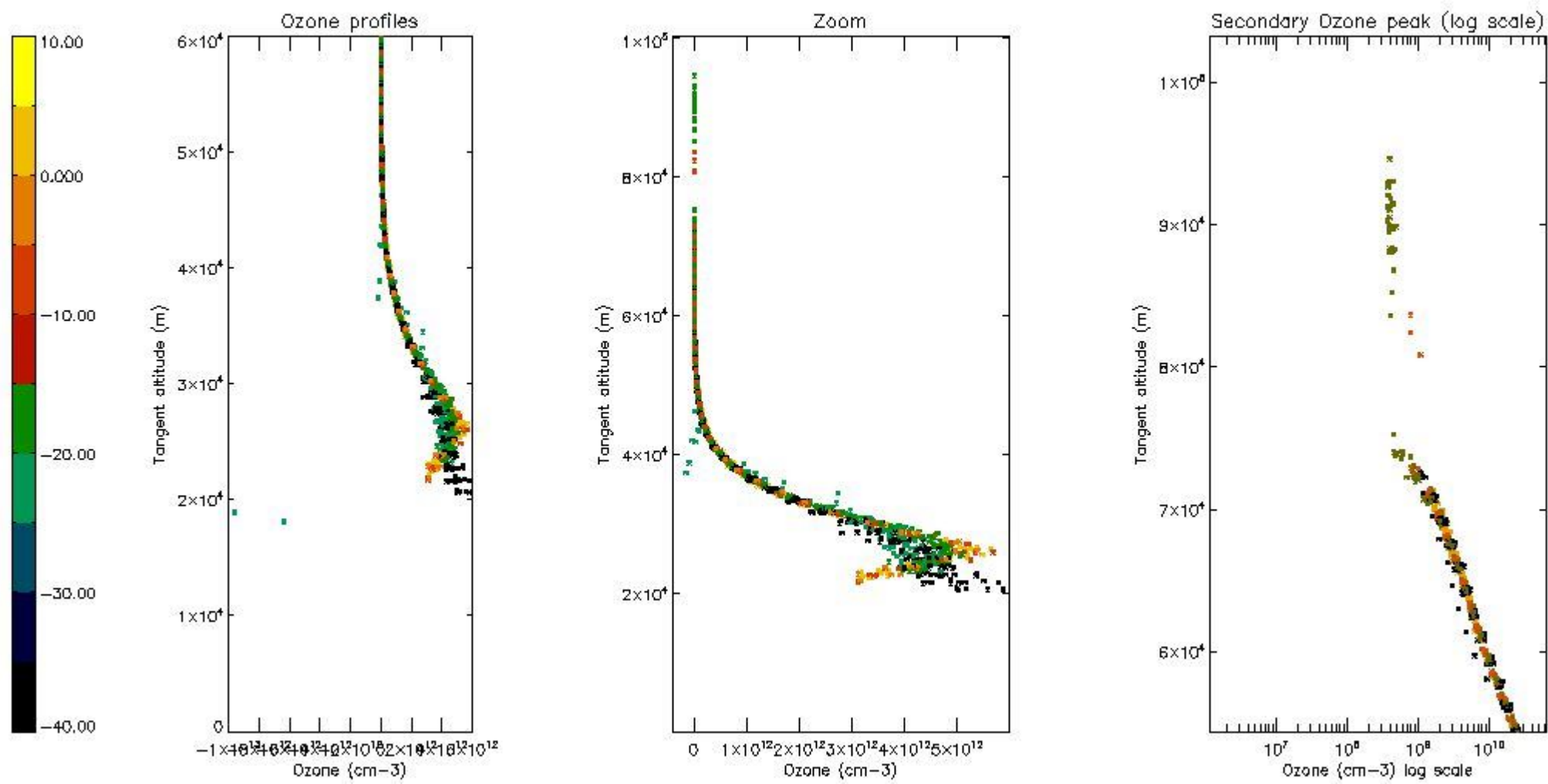
5.3 Plot ozone profiles where STD < 20% (dark without errors)

The colorbar represents the latitude.



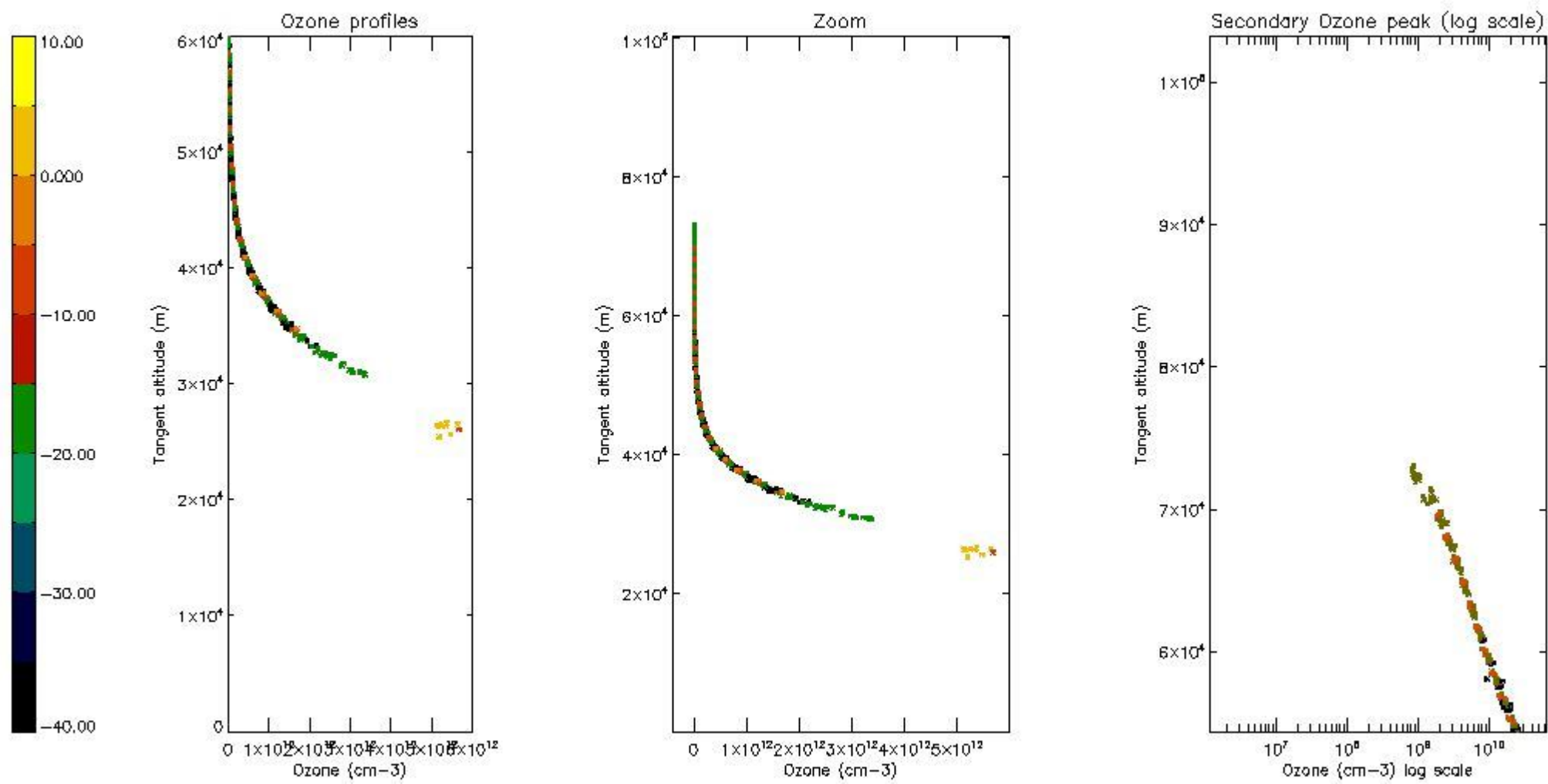
5.4 Plot ozone profiles where STD < 10% (dark without errors)

The colorbar represents the latitude.



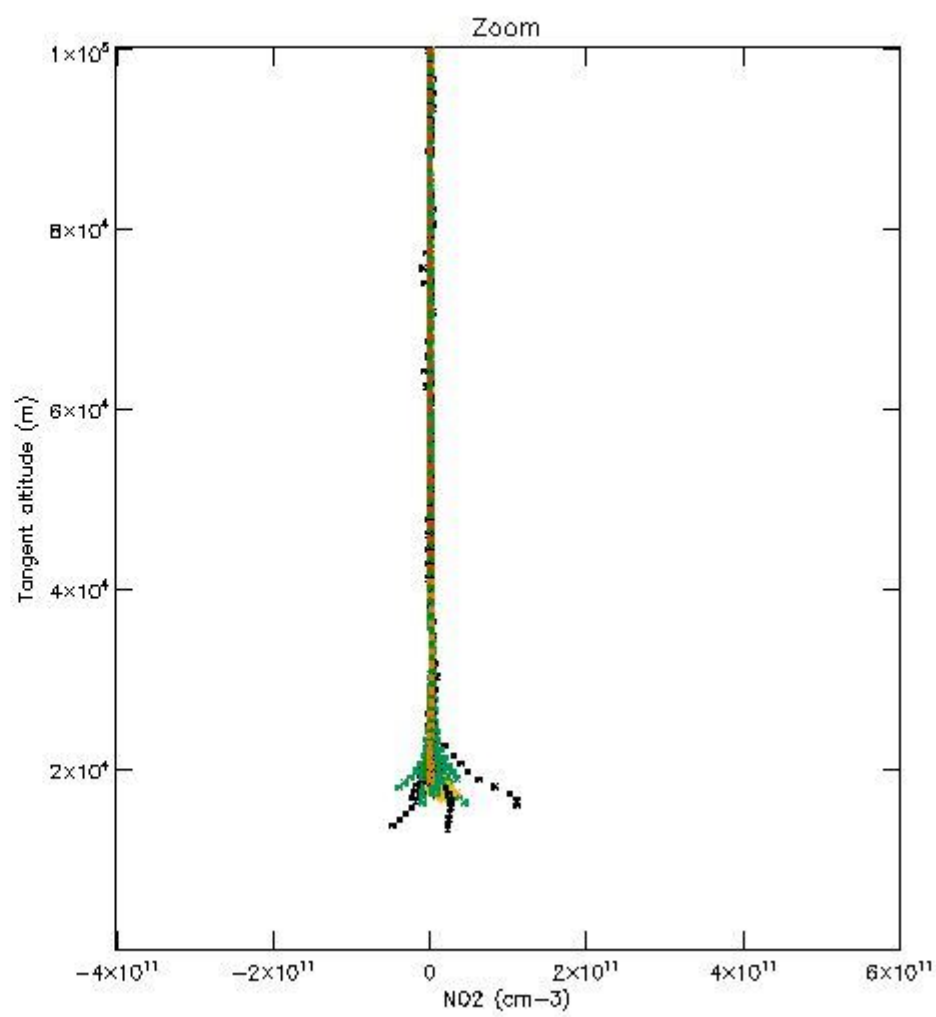
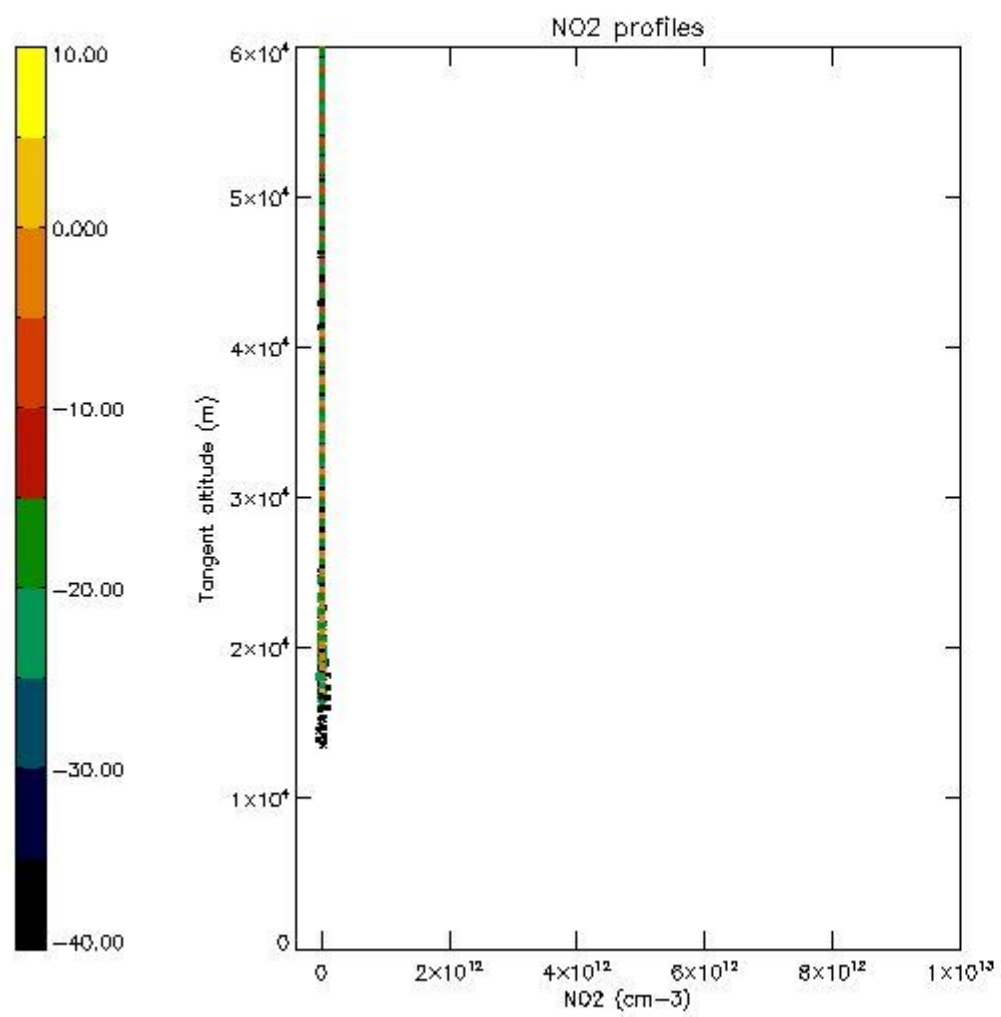
5.5 Plot ozone profiles where STD < 5% (dark without errors)

The colorbar represents the latitude.



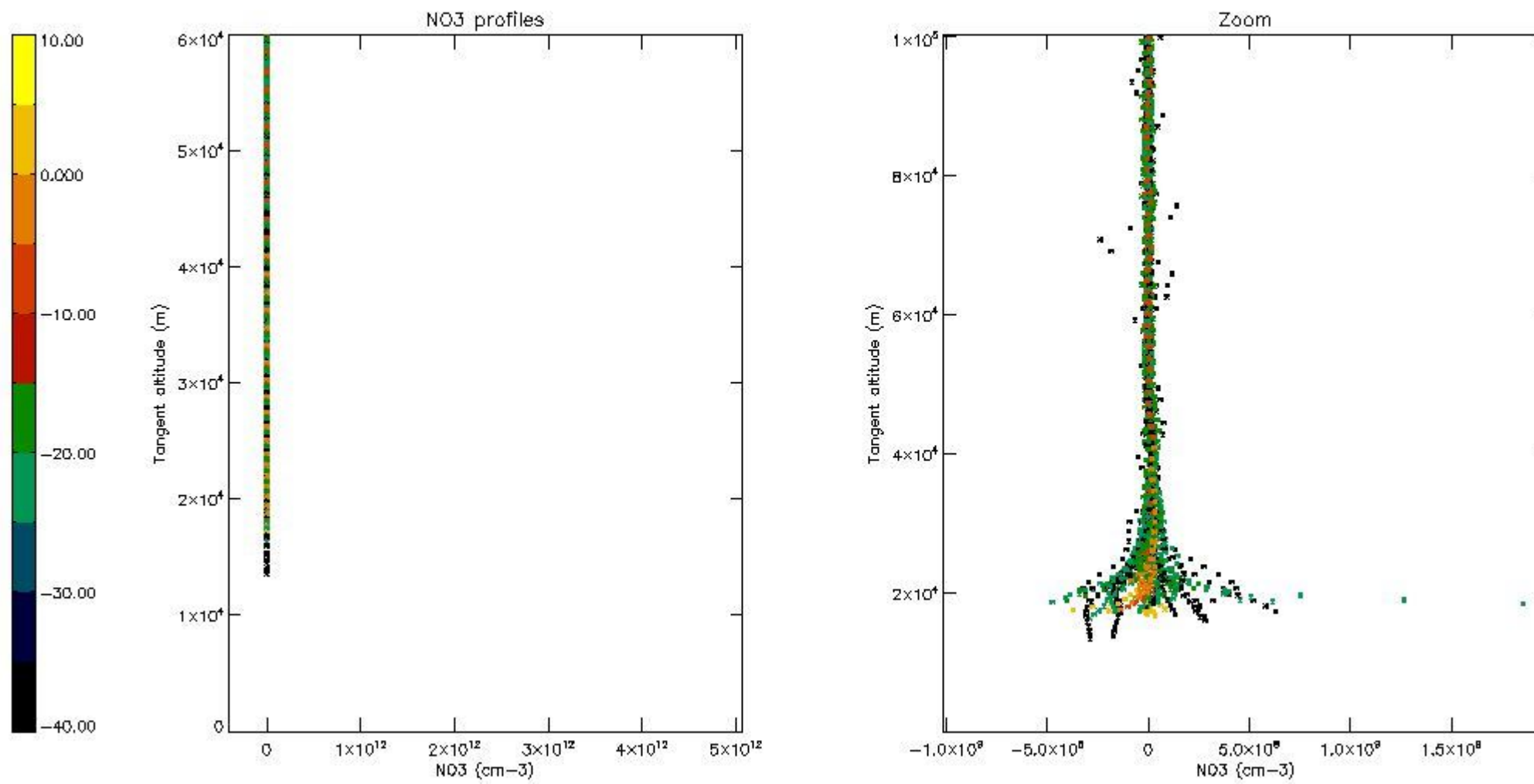
5.6 Plot NO₂ profiles for all STD (dark without errors)

The colorbar represents the latitude.



5.7 Plot NO3 profiles for all STD (dark without errors)

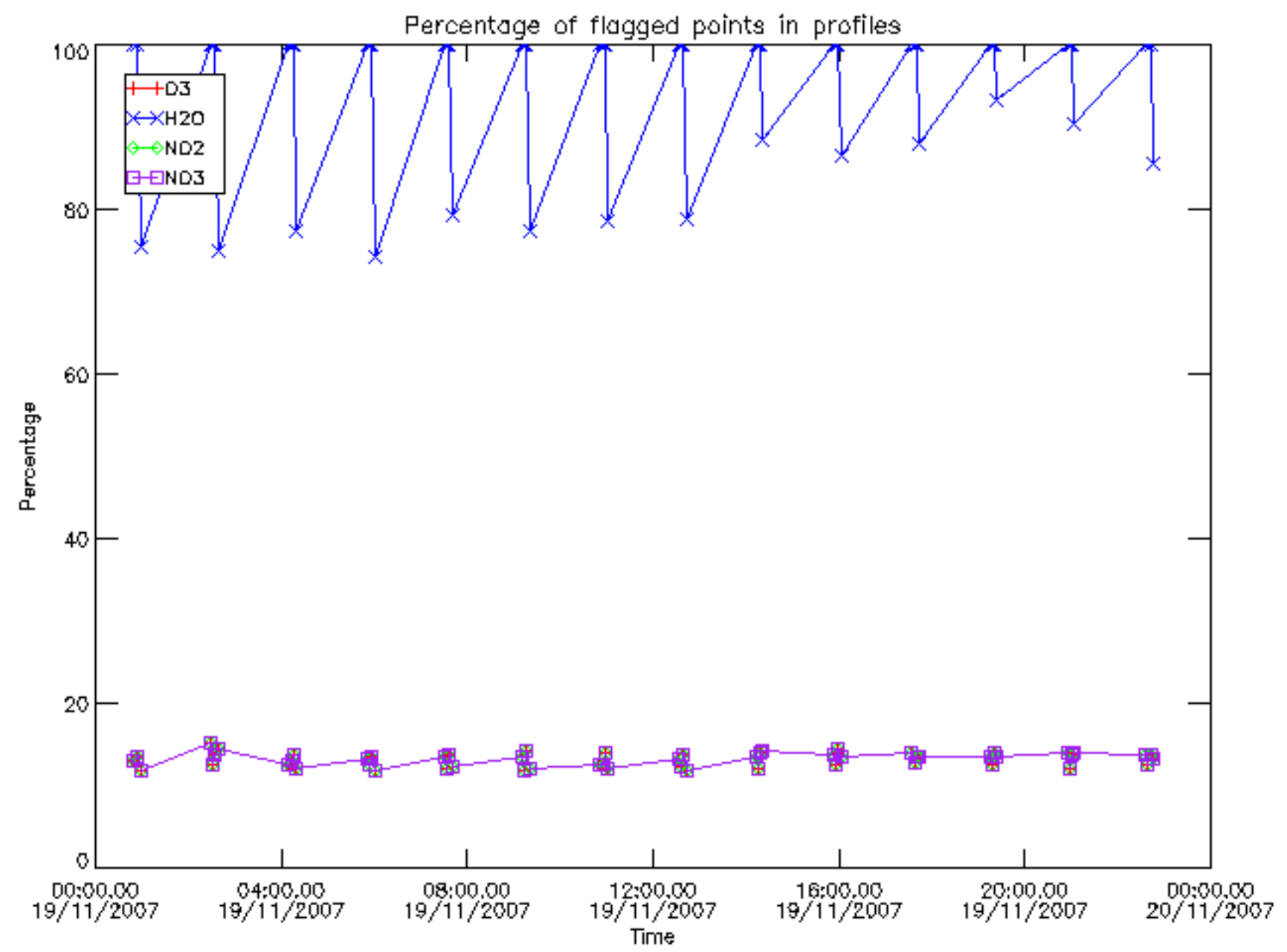
The colorbar represents the latitude.



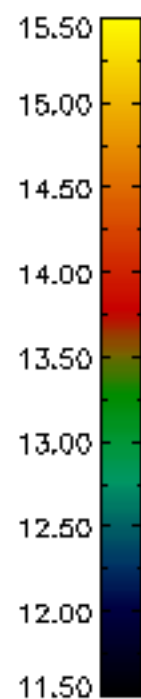
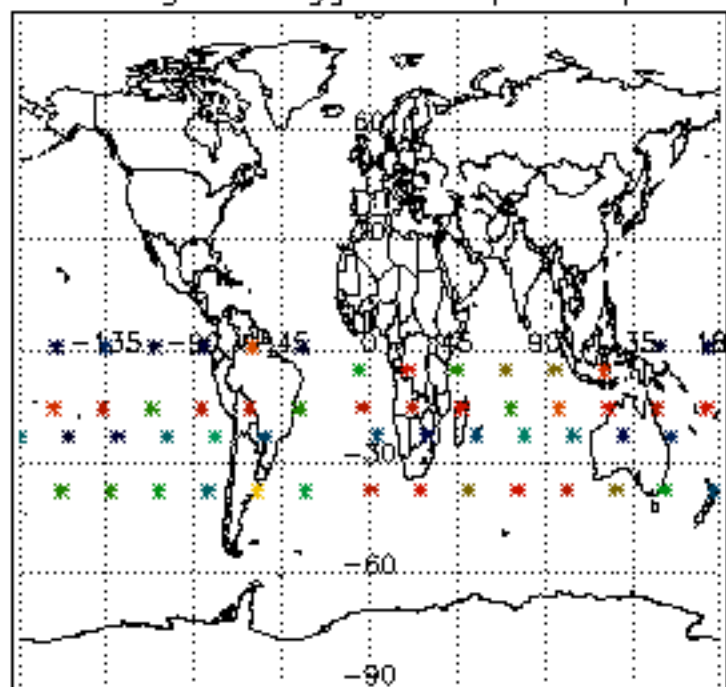
6. Auxiliary Data Files used for the production reported in section 2

The number reported in the third column indicates since which file (see list in section 2) the corresponding auxiliary file has been used. The fourth column is the date of those product files.

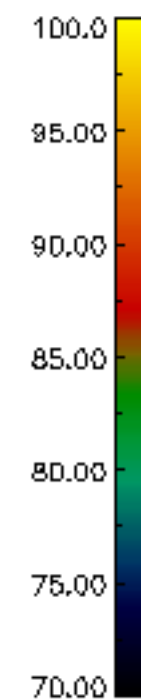
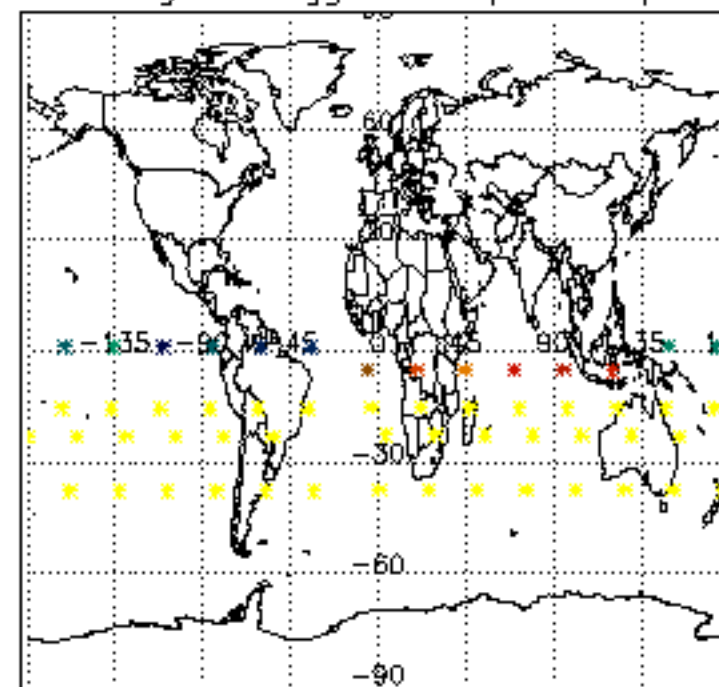
Type	Auxiliary Filename	Used since product	Used since product date
INST_PHYS_CHARACTERISTICS	GOM_INS_AXVIEC20091111_143220_20030716_120000_20500101_000000	1	19-NOV-2007 00:40:27
LEVEL-2_PROC_CONFIG	GOM_PR2_AXVIEC20091111_152718_20020301_000000_20500101_000000	1	19-NOV-2007 00:40:27
CROSS_SECTIONS_FILE	GOM_CRS_AXVIEC20091111_154832_20020301_000000_20500101_000000	1	19-NOV-2007 00:40:27



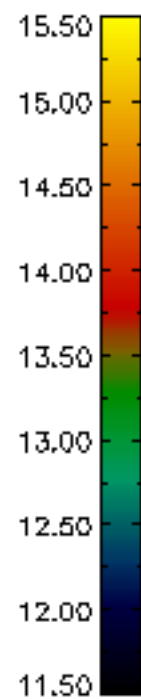
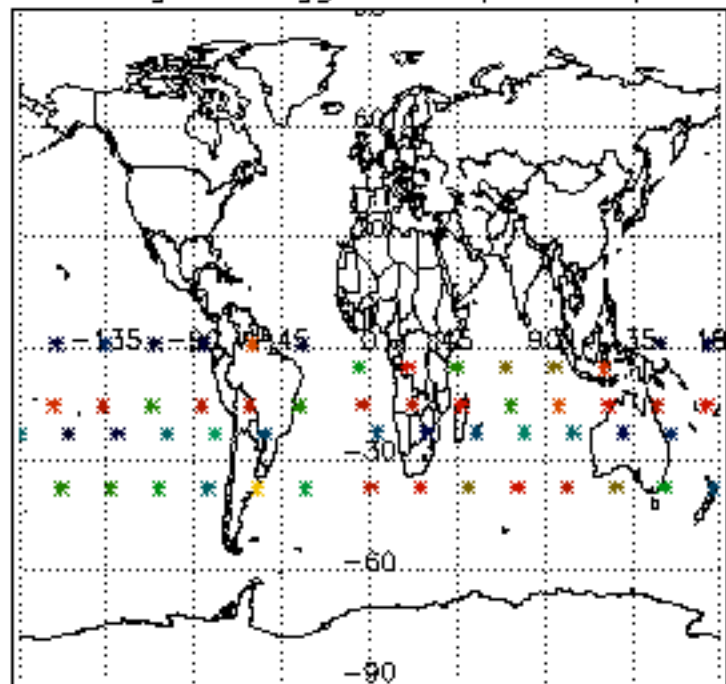
Percentage of flagged data per D3 profile



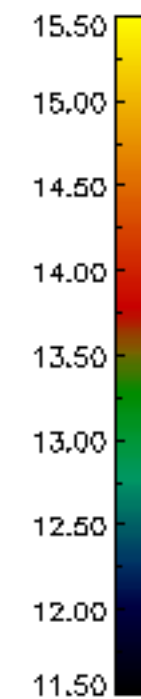
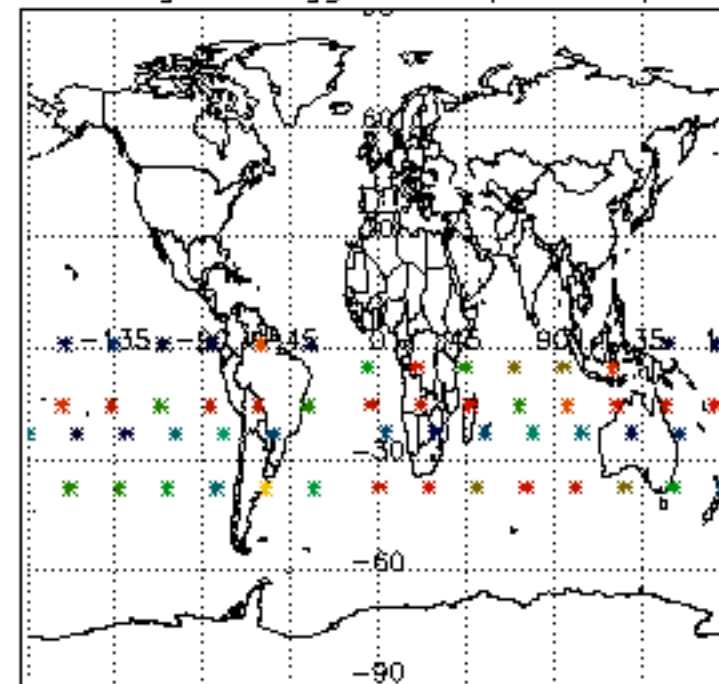
Percentage of flagged data per H2O profile

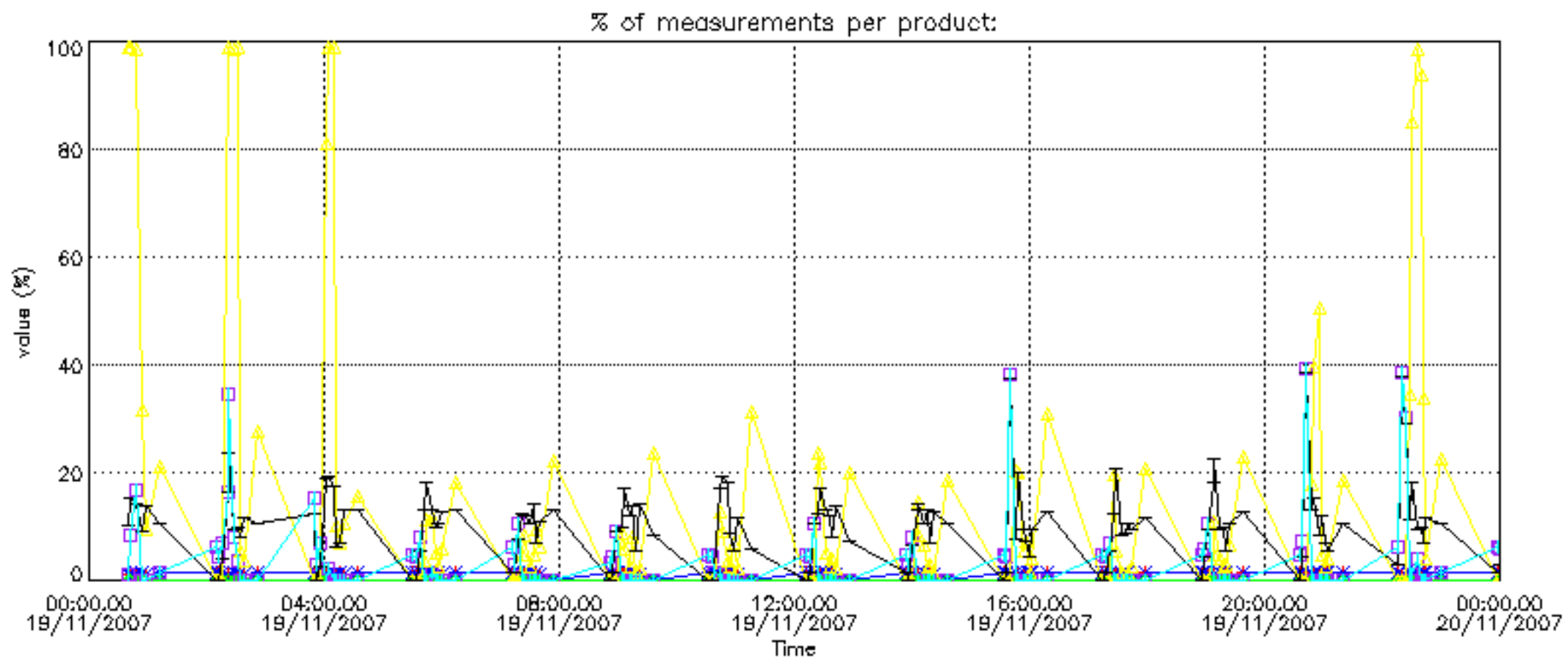


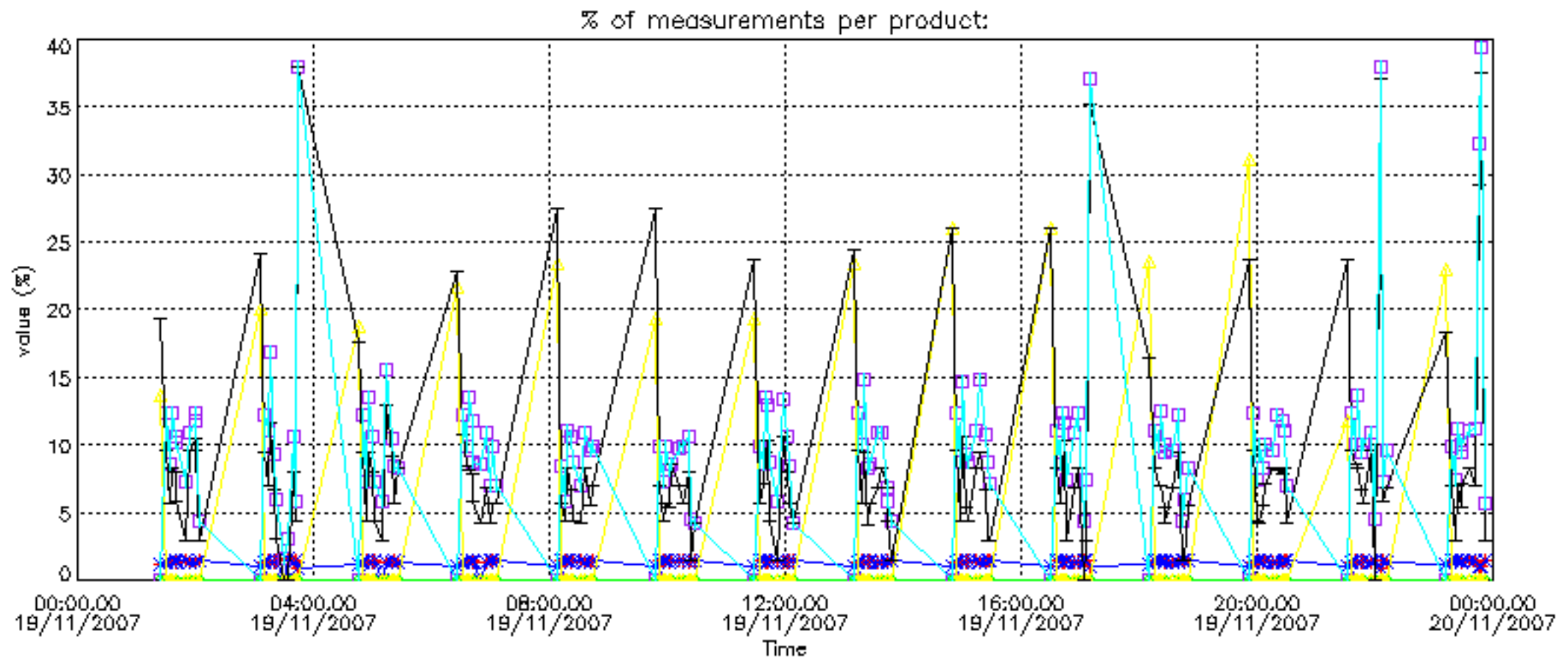
Percentage of flagged data per NO2 profile



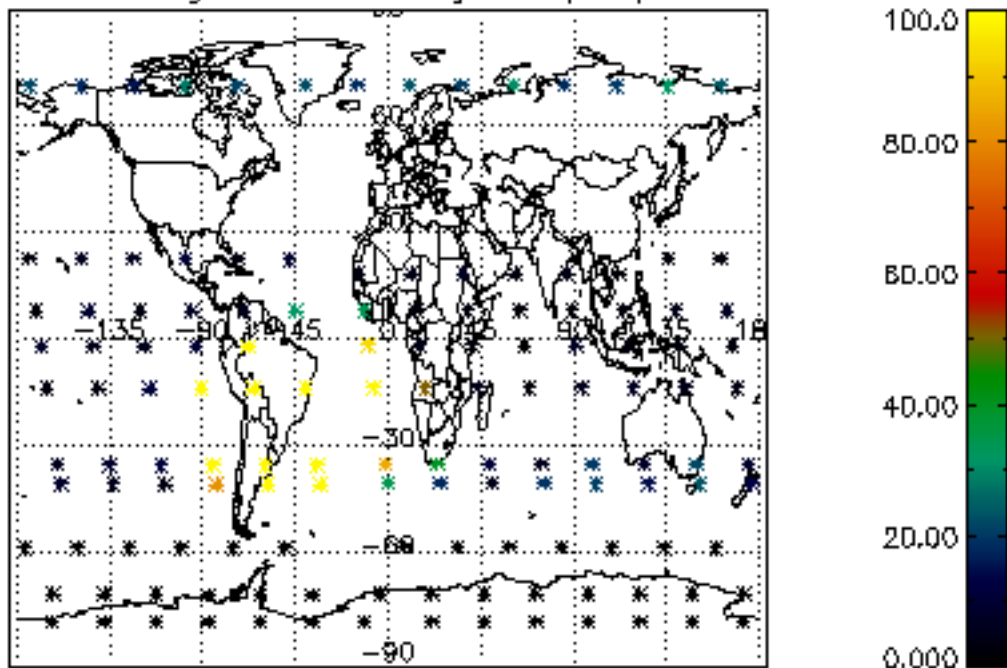
Percentage of flagged data per NO3 profile



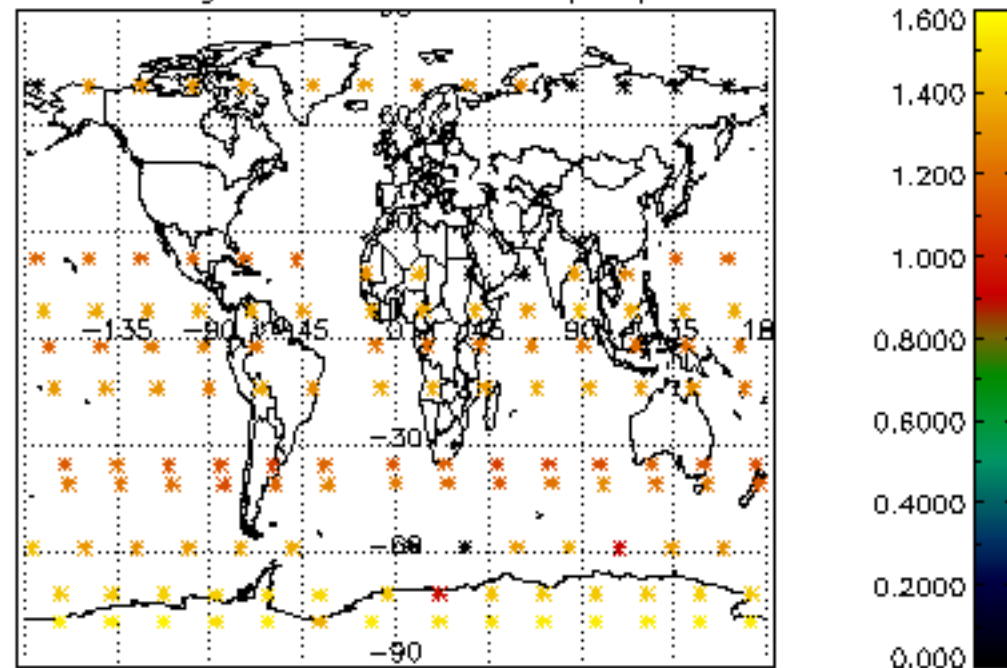




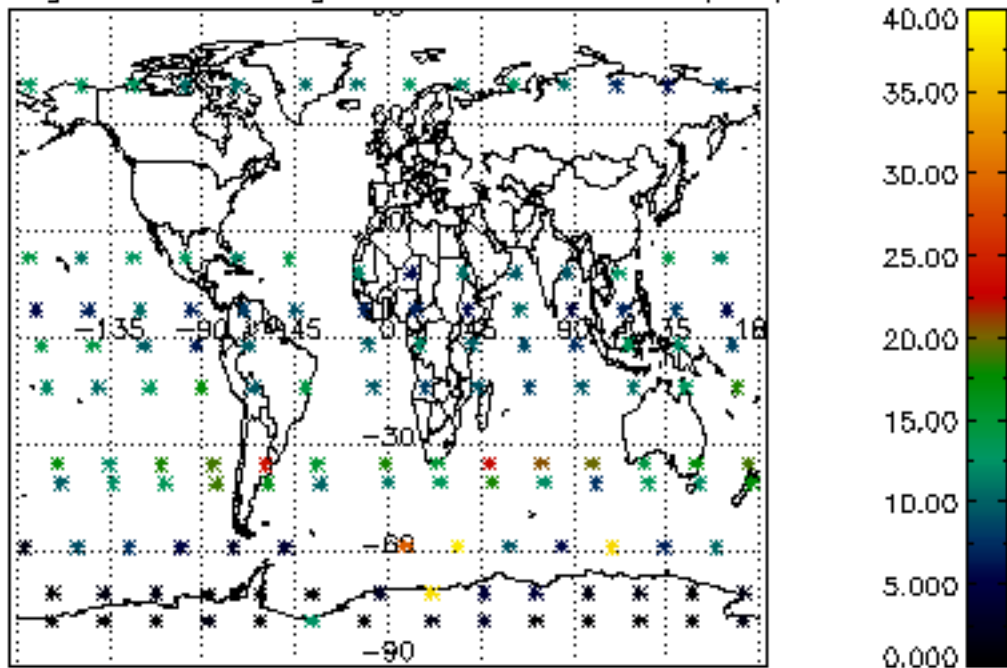
Percentage of cosmic ray hits per profile



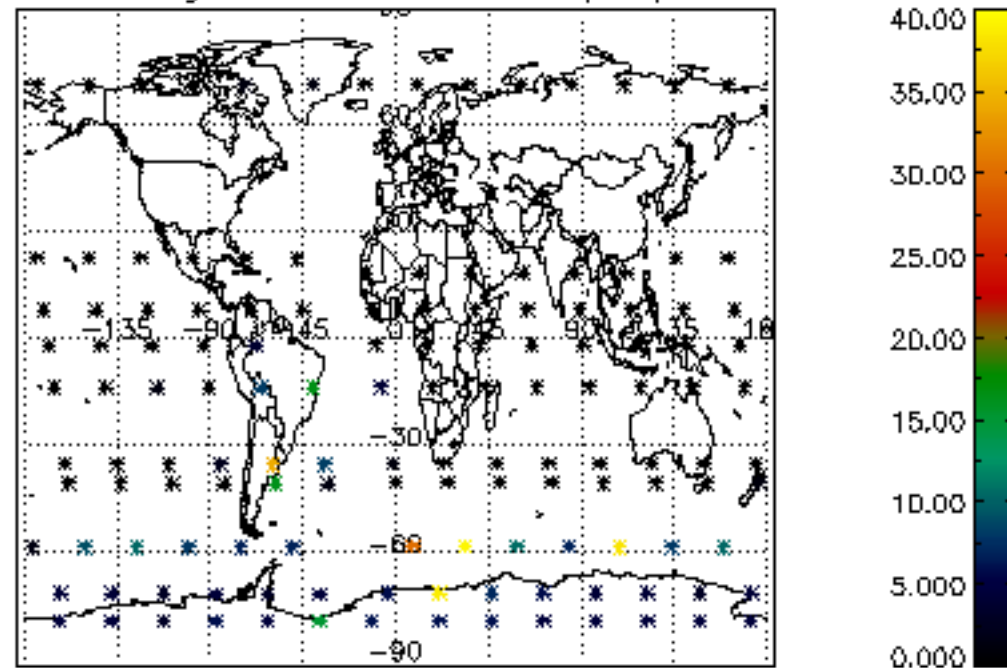
Percentage of datation errors per profile



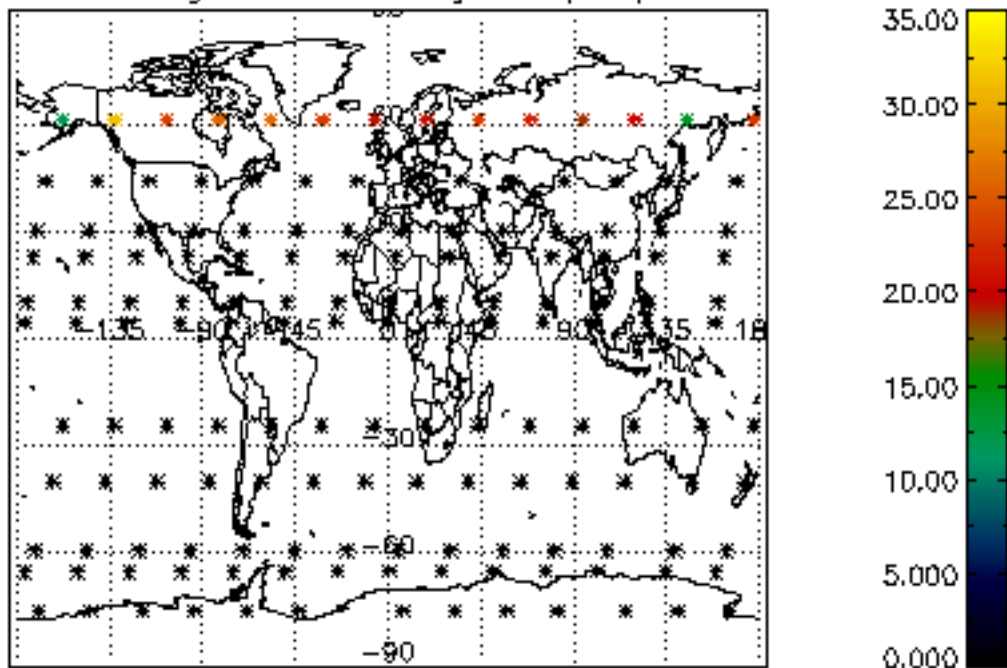
Percentage of star falling outside central band per profile



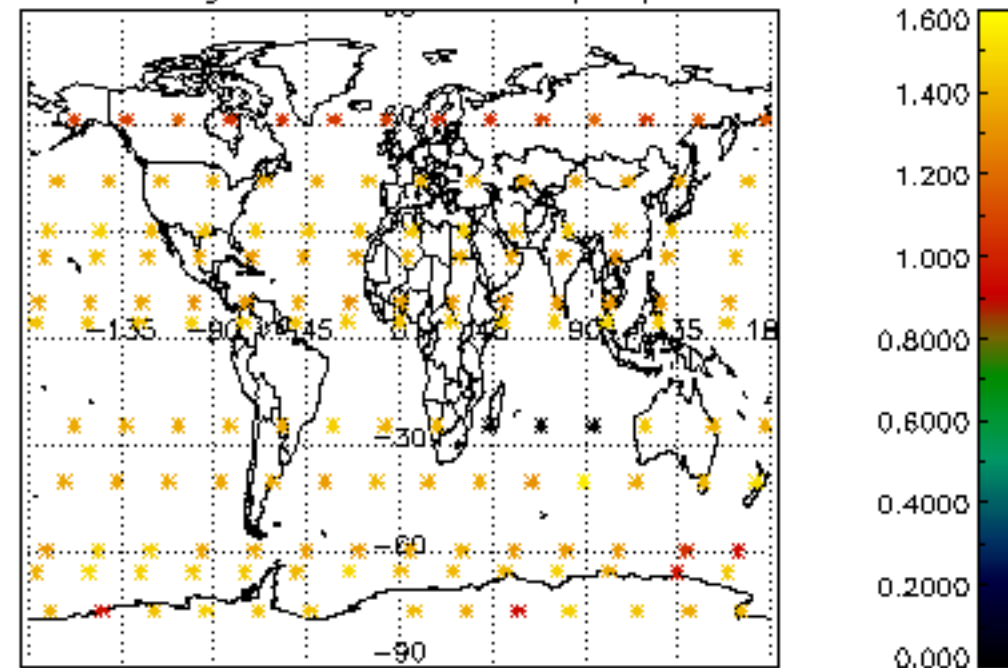
Percentage of saturation errors per profile



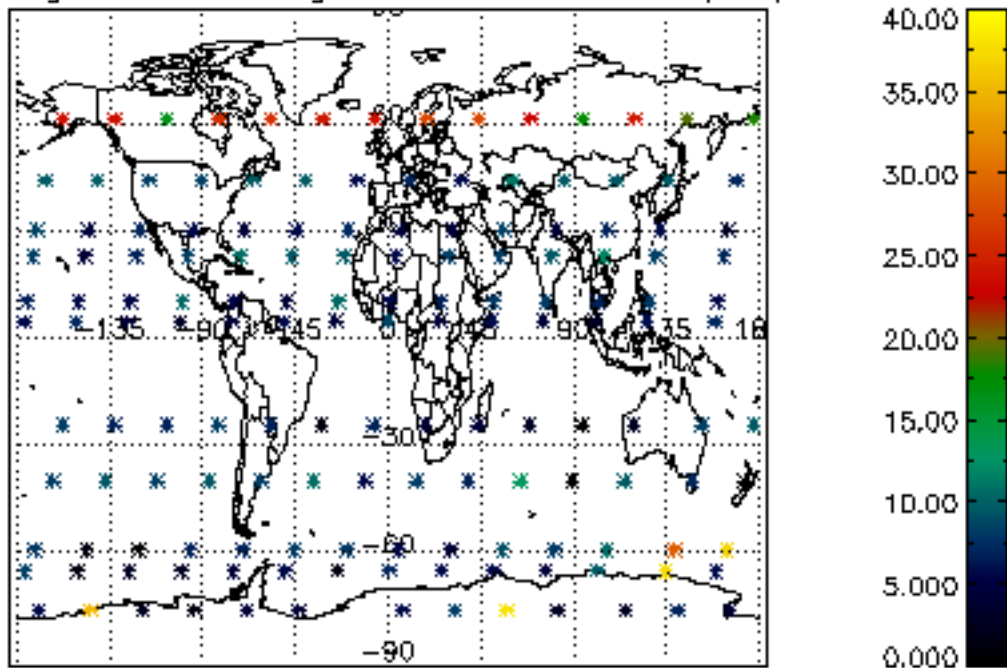
Percentage of cosmic ray hits per profile



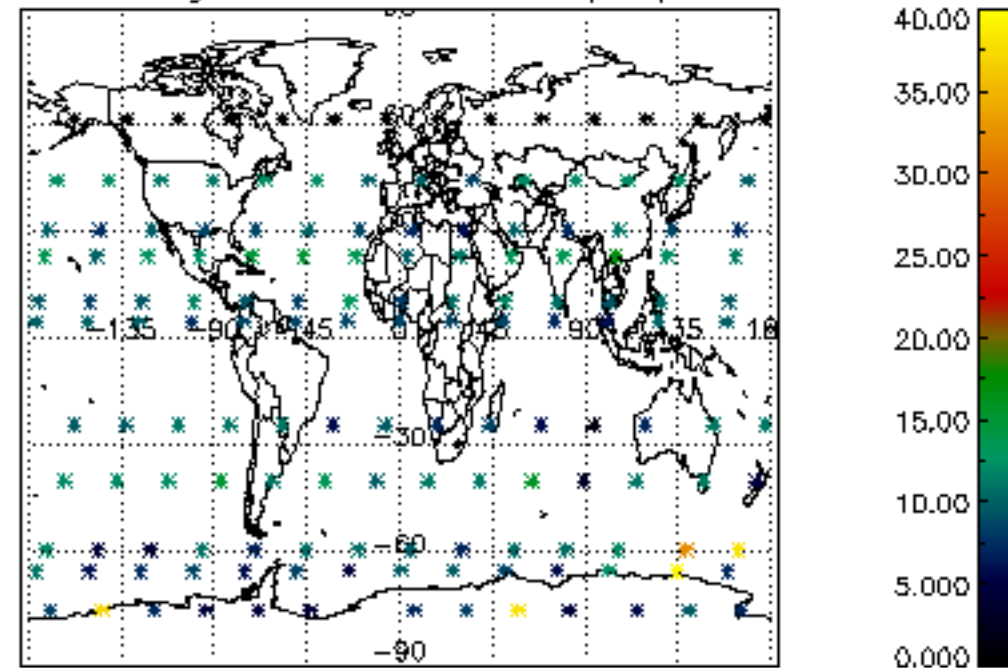
Percentage of datation errors per profile

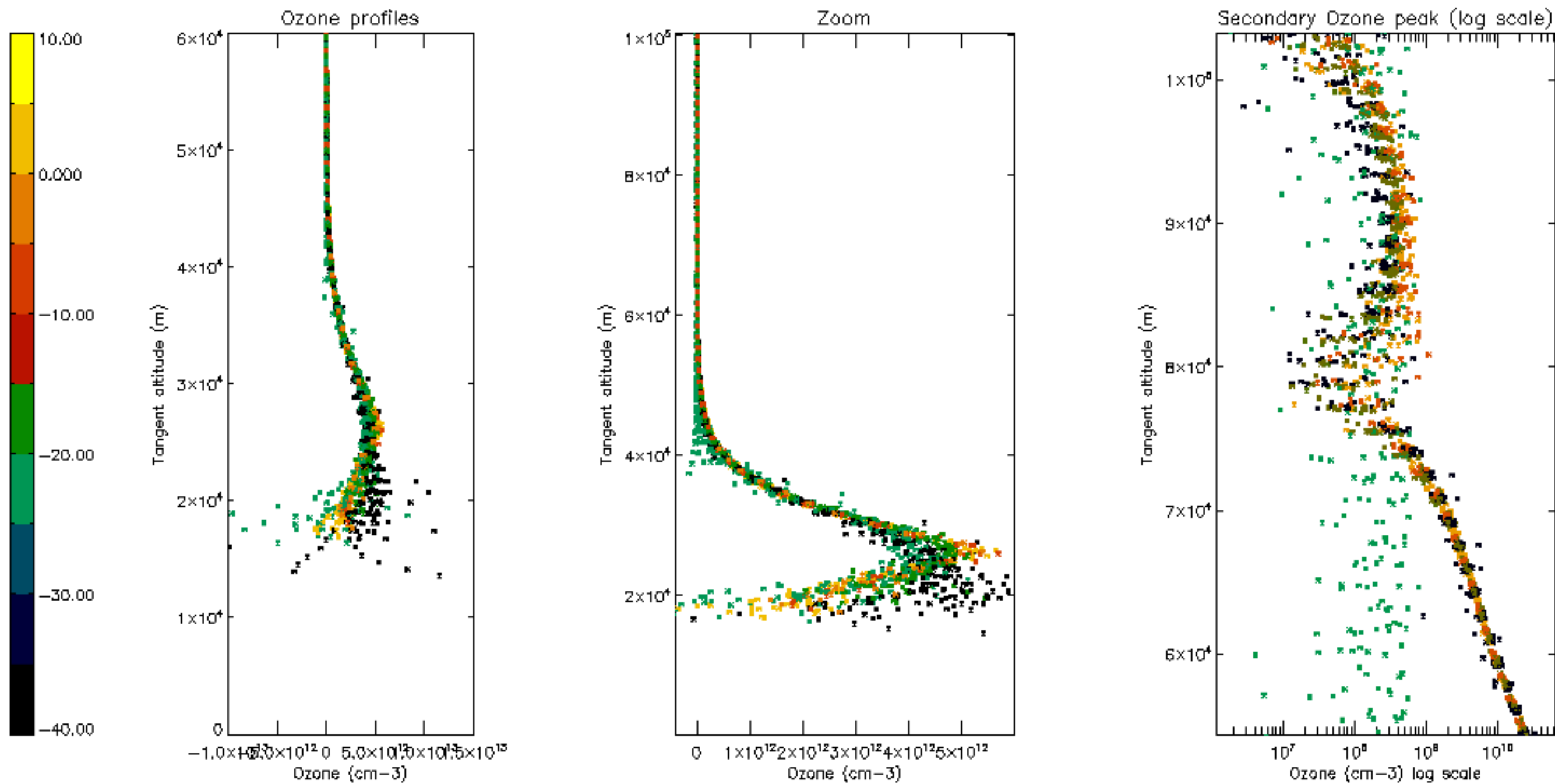


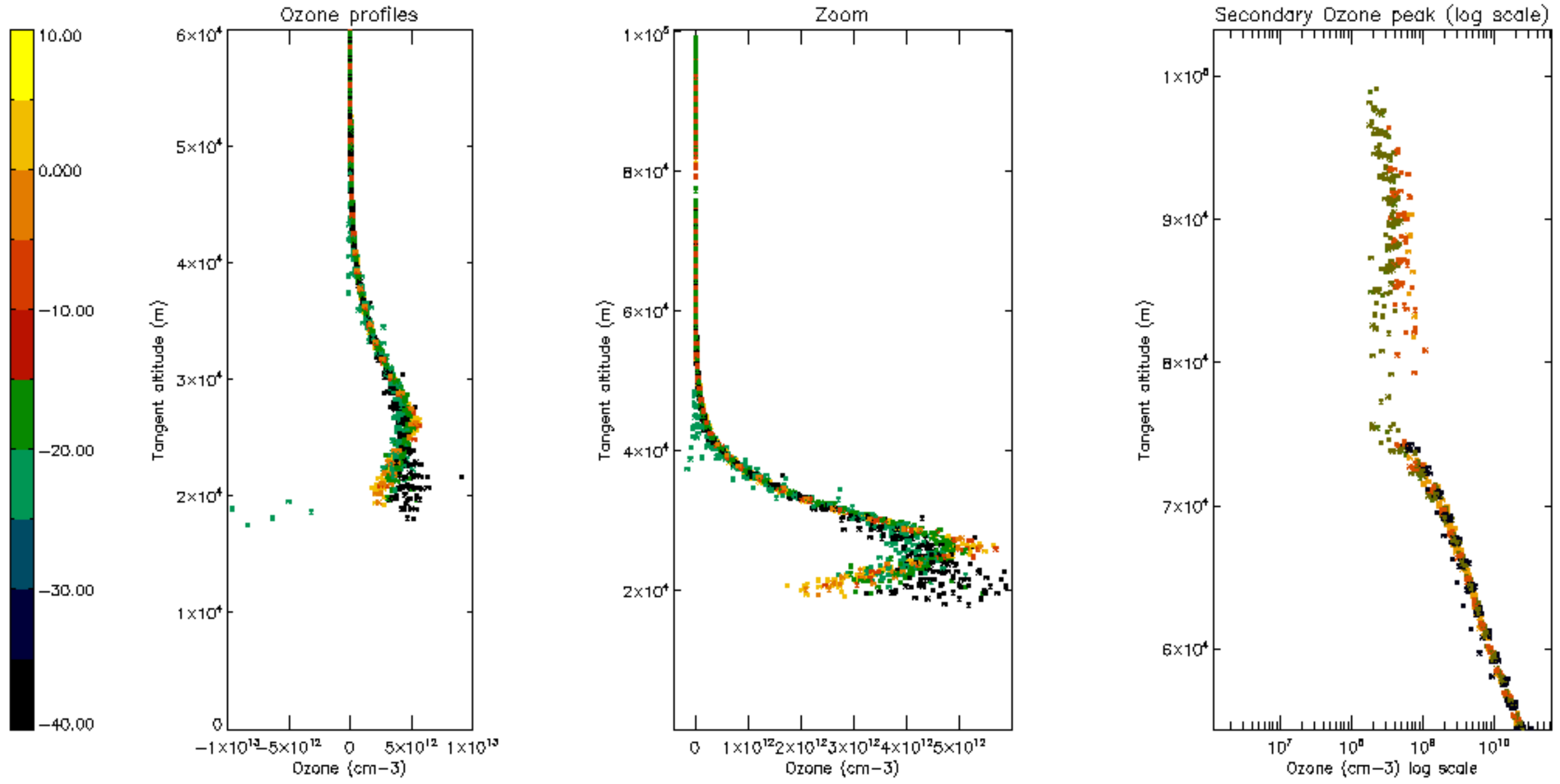
Percentage of star falling outside central band per profile

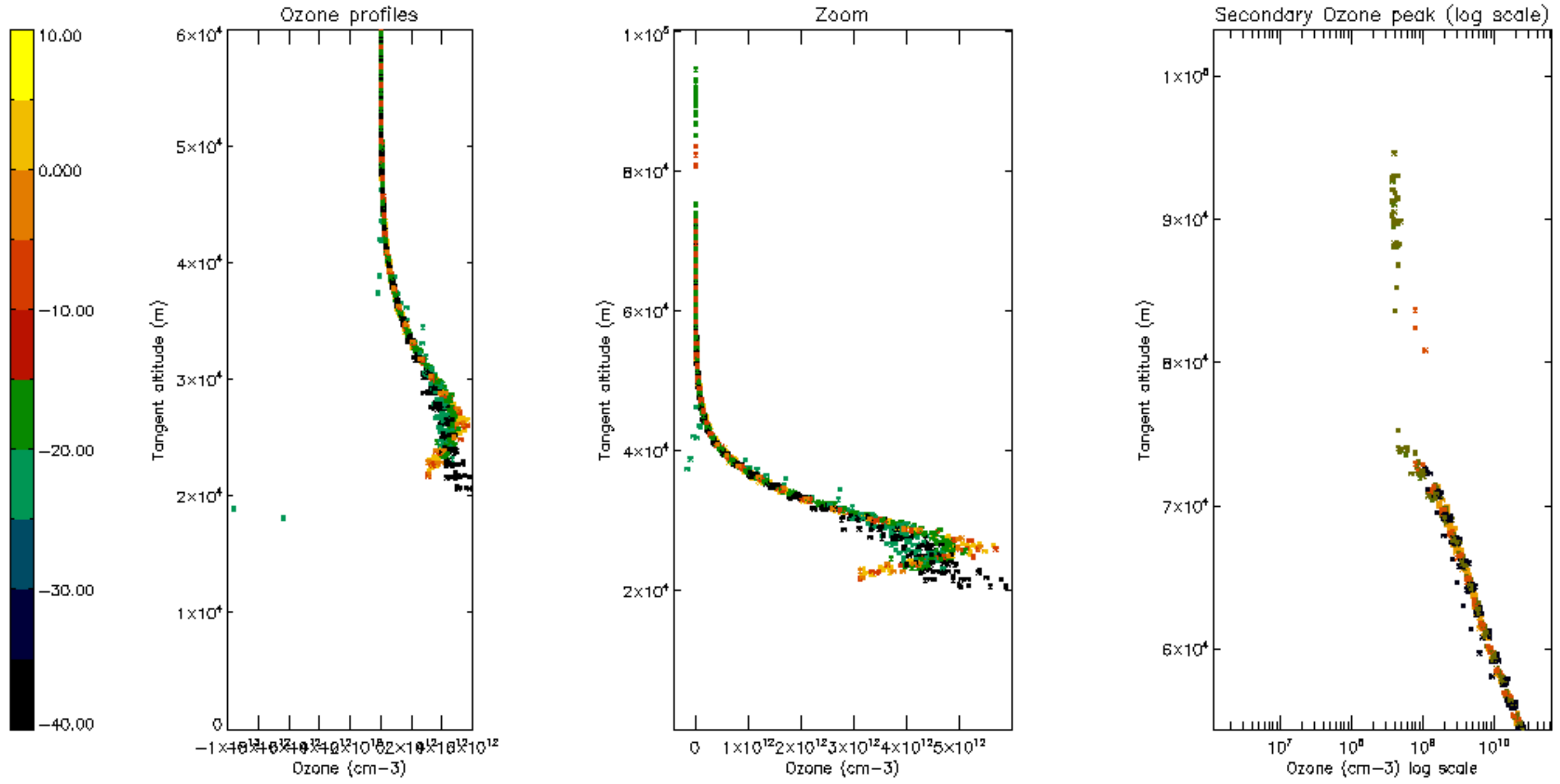


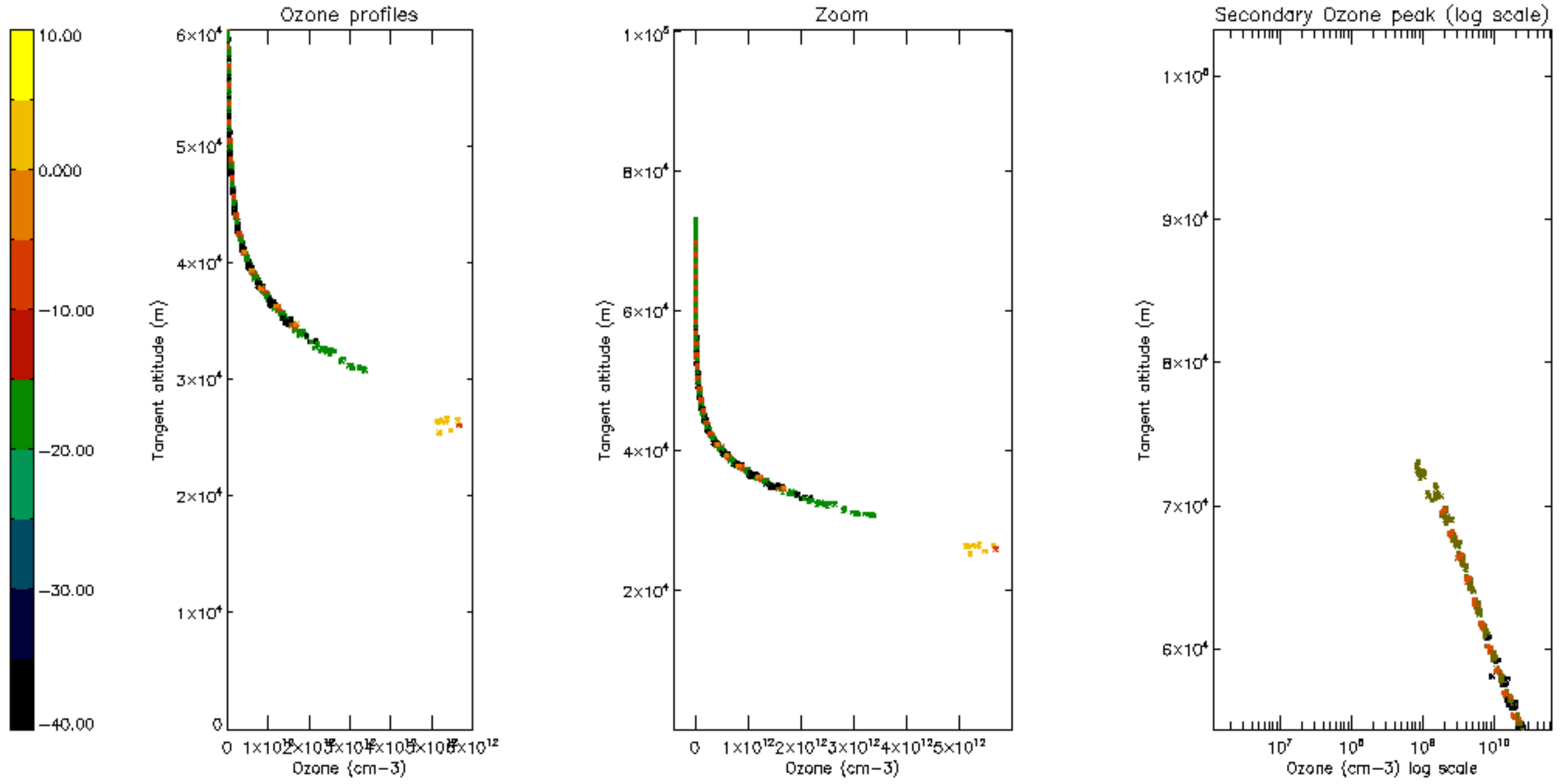
Percentage of saturation errors per profile

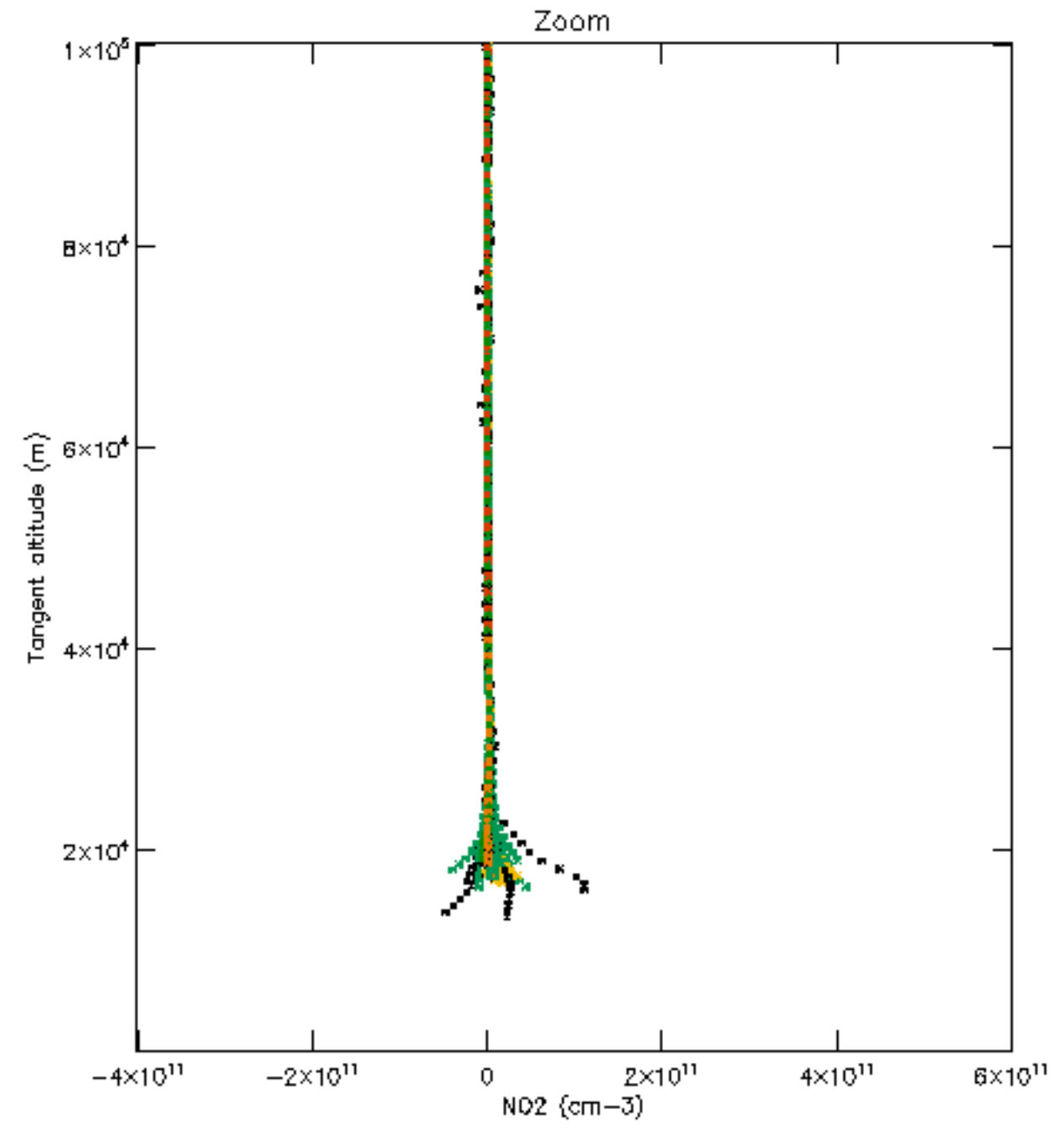
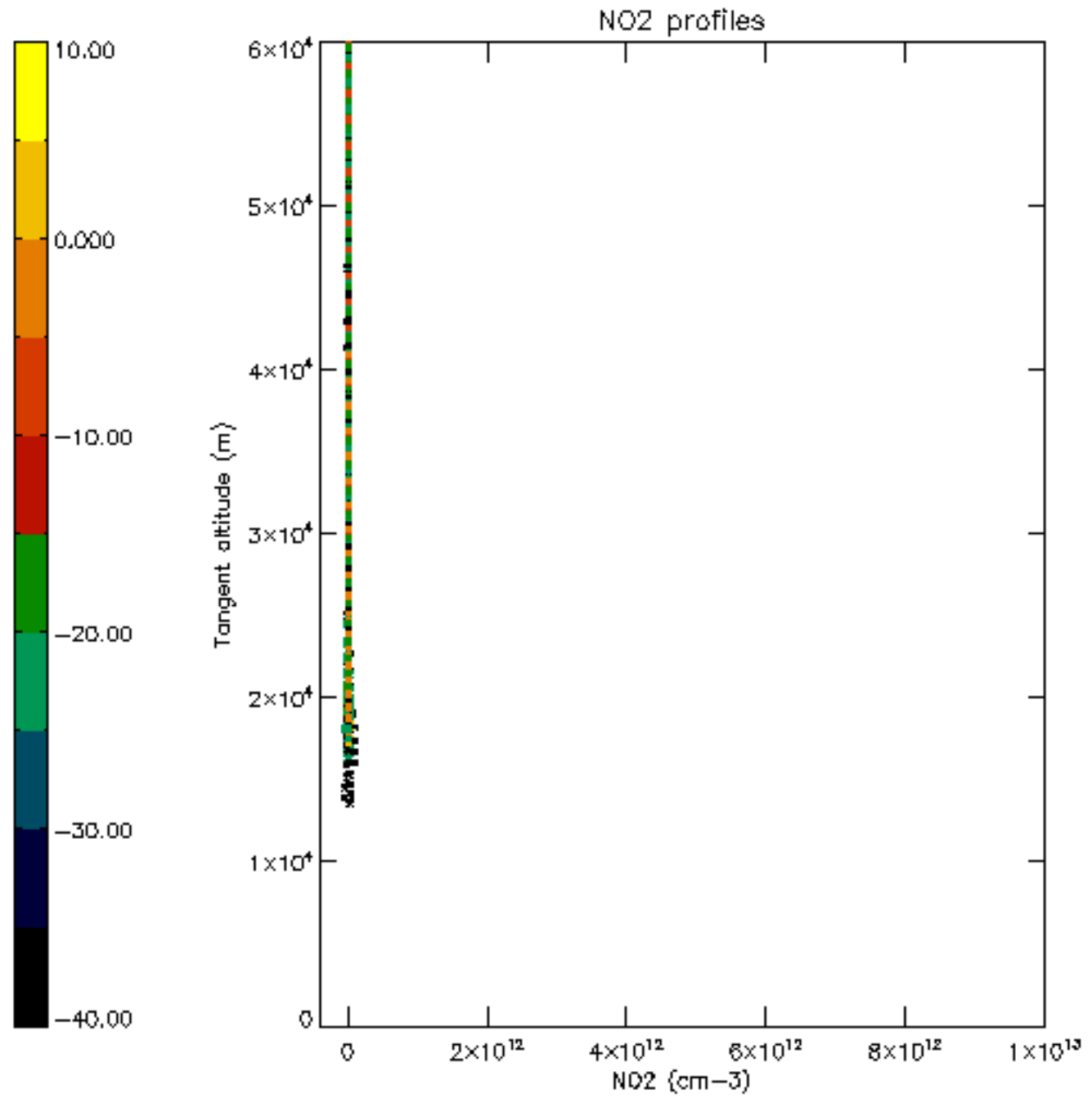


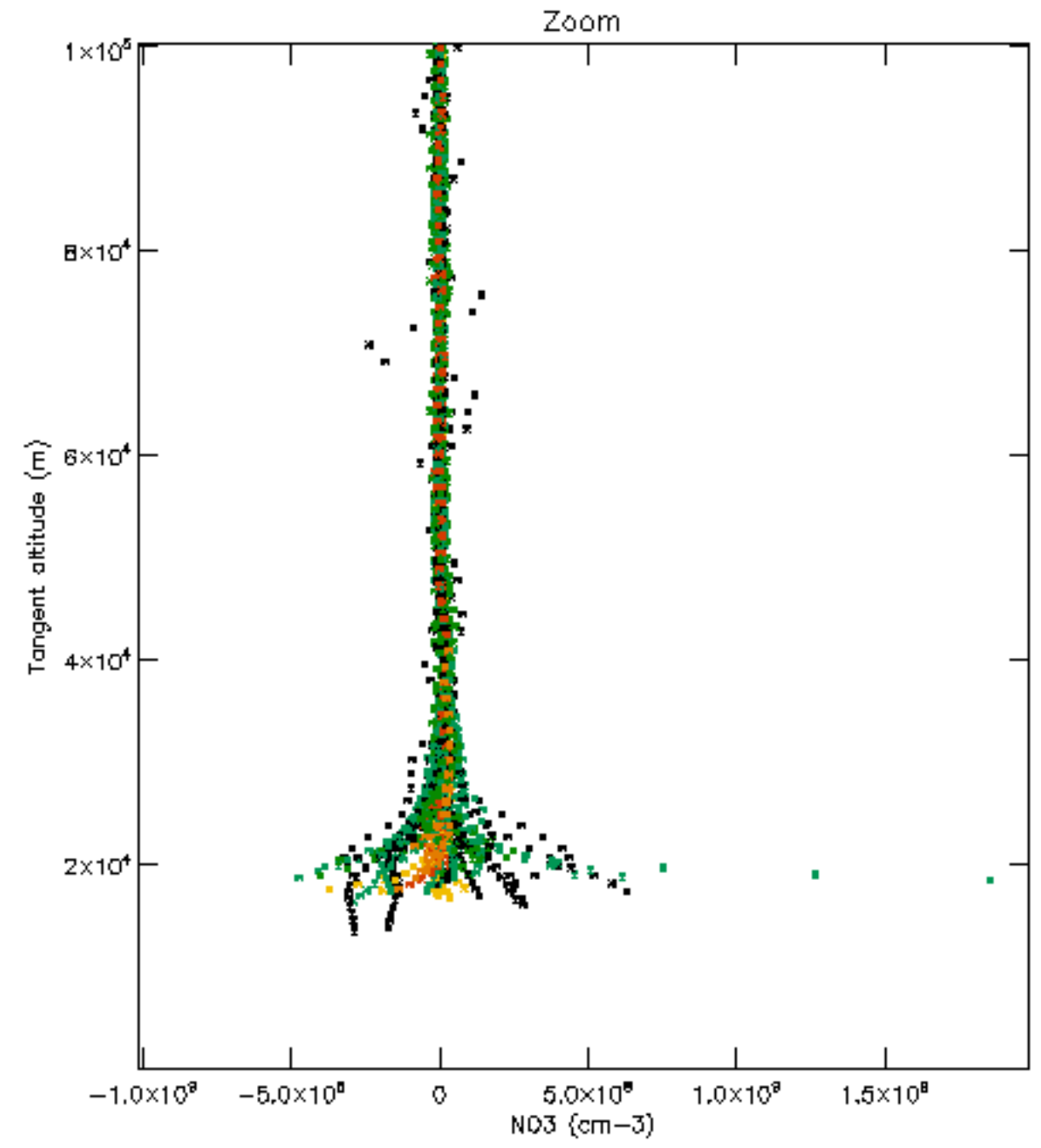
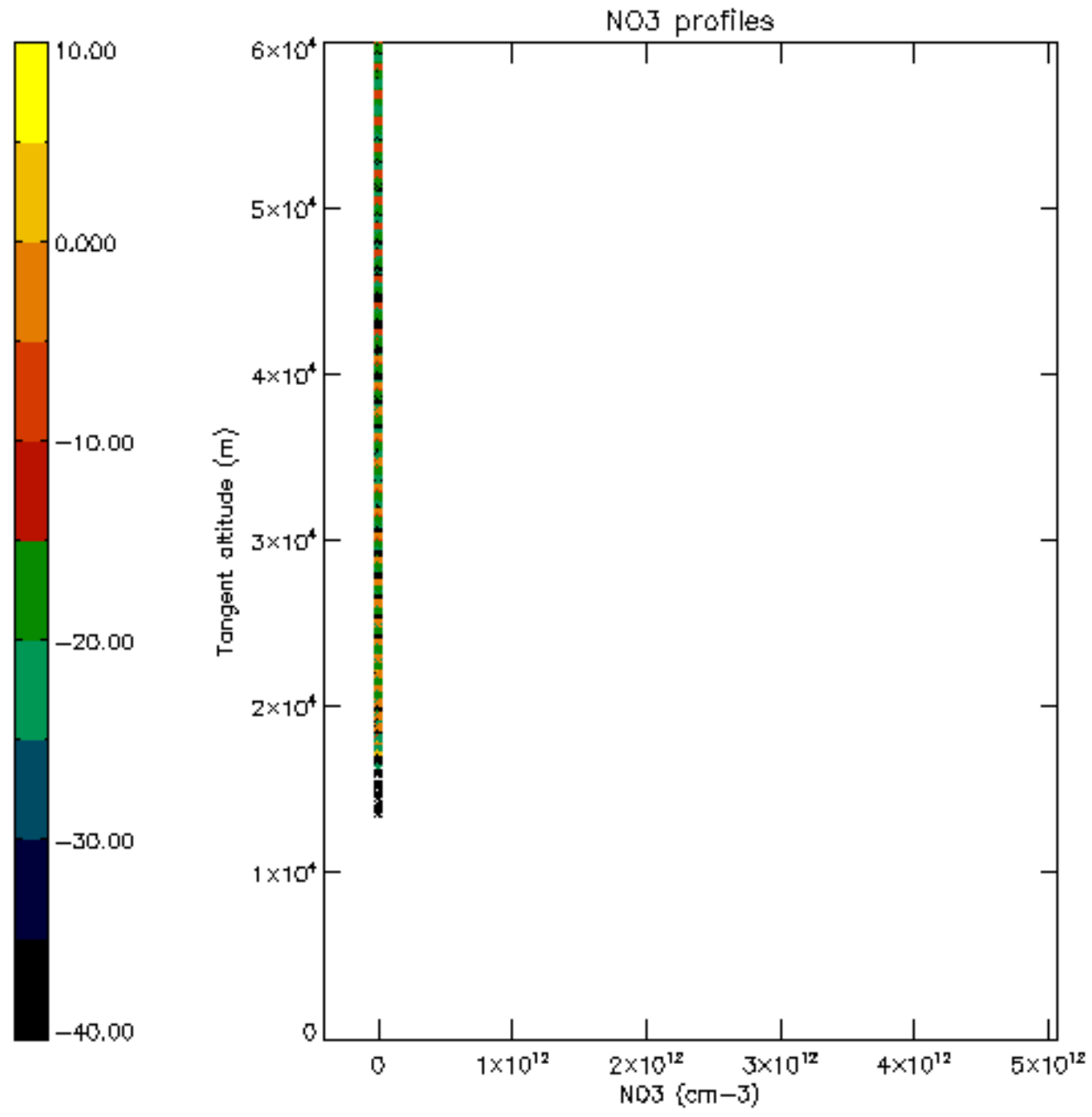


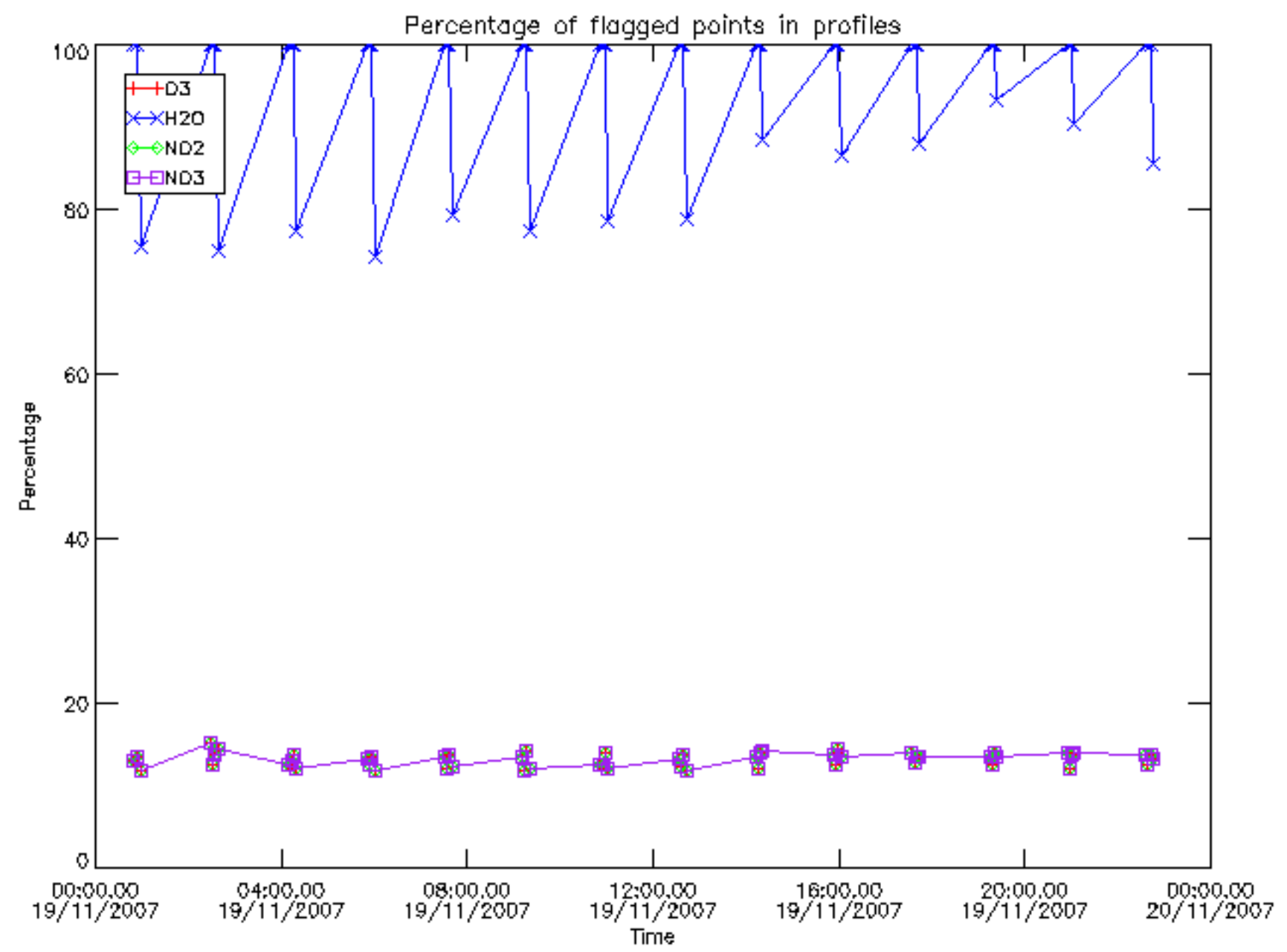




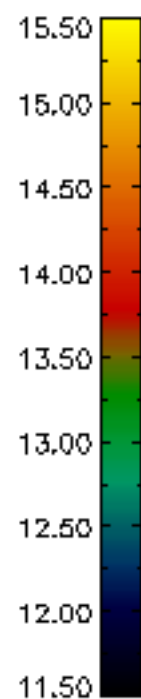
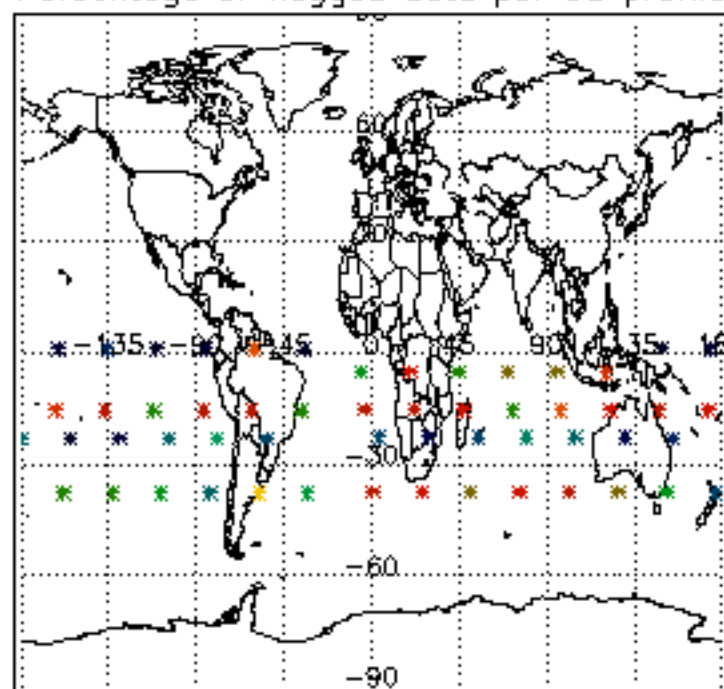




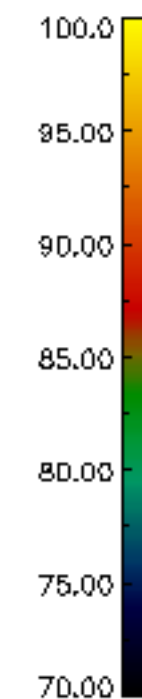
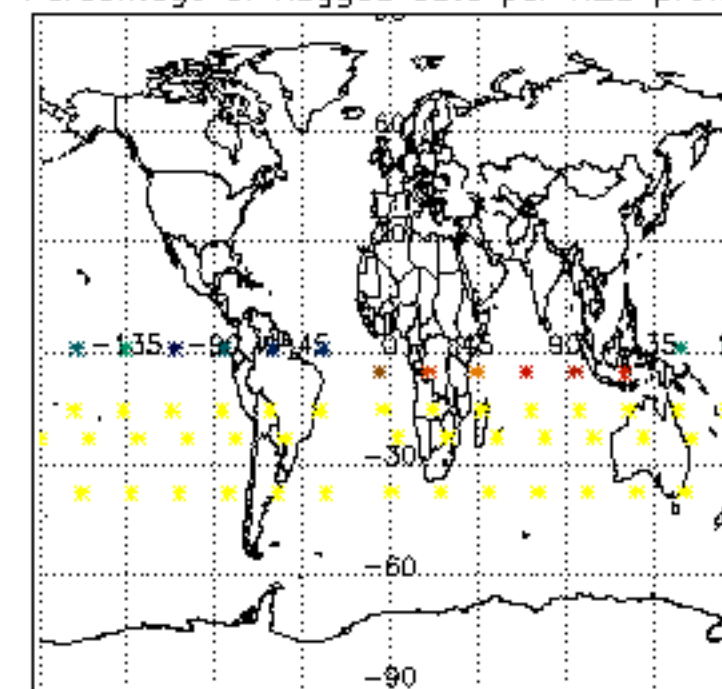




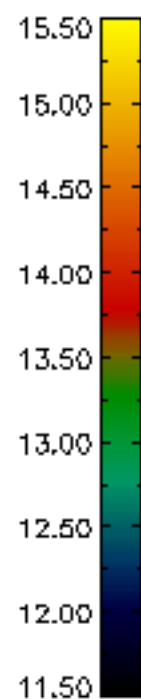
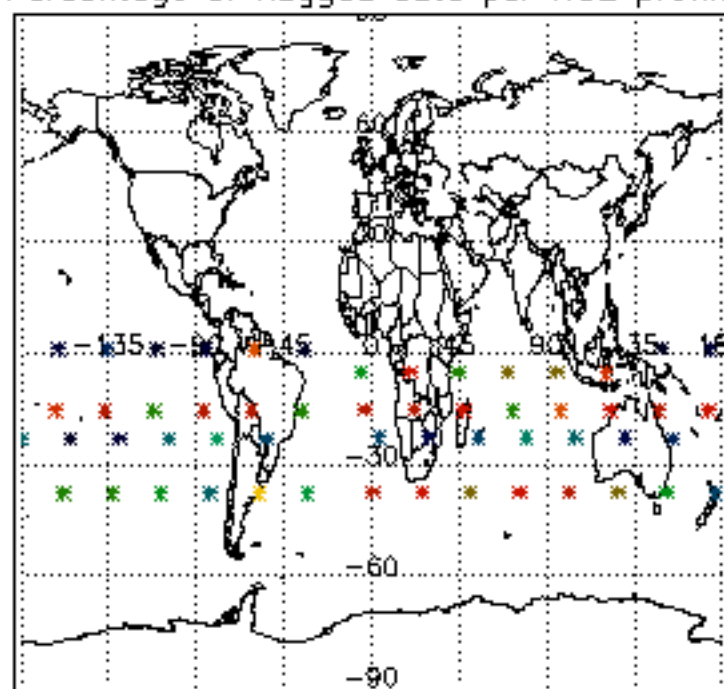
Percentage of flagged data per D3 profile



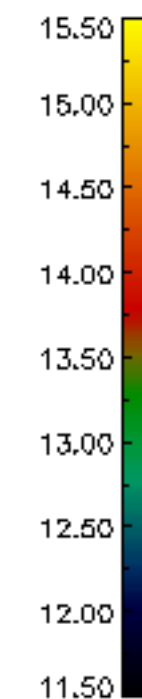
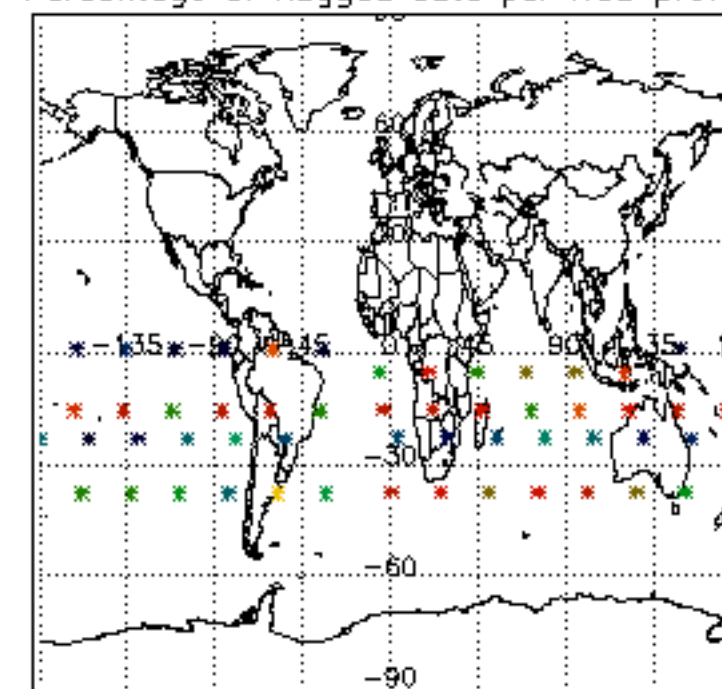
Percentage of flagged data per H2O profile

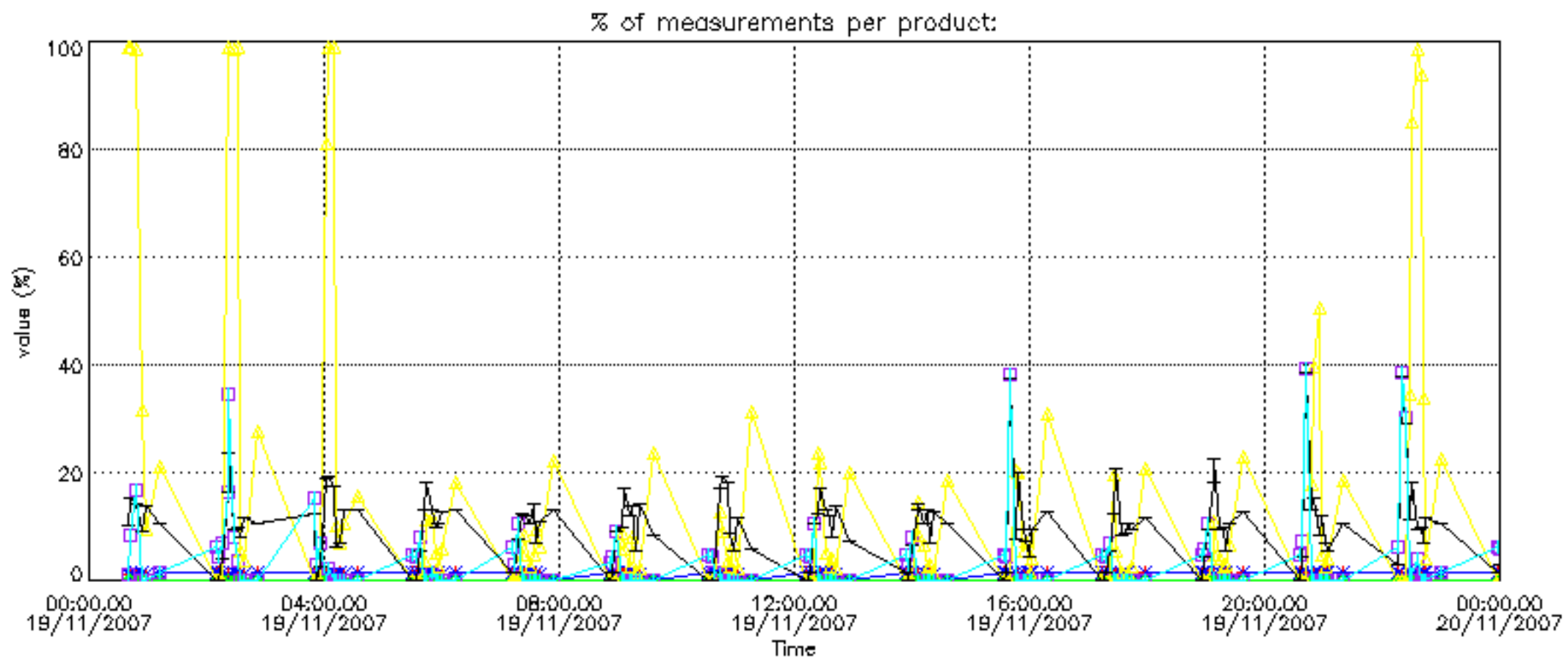


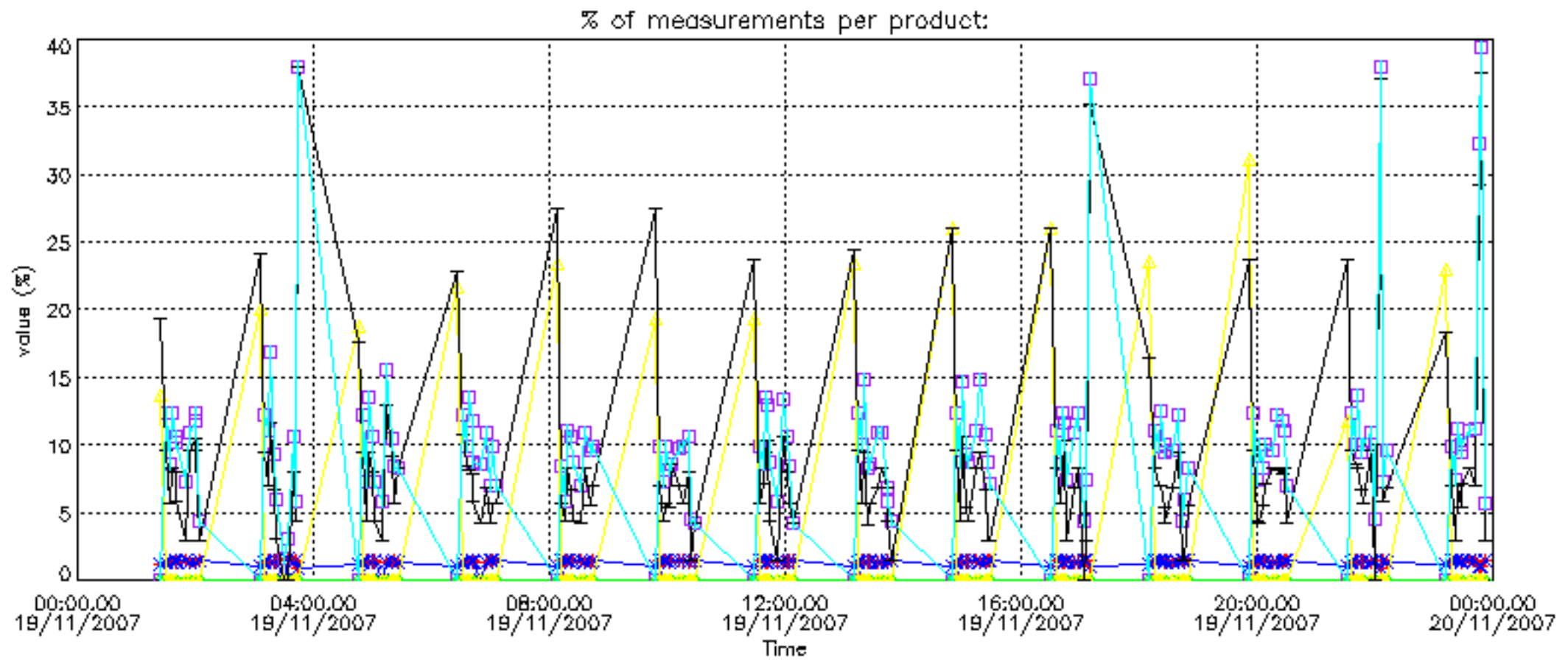
Percentage of flagged data per NO2 profile



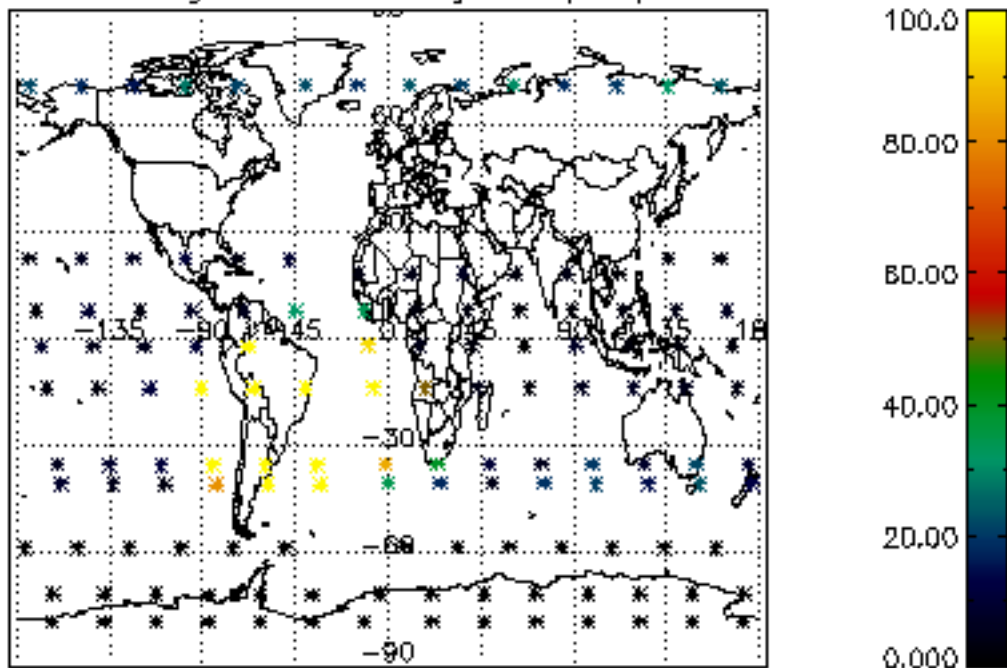
Percentage of flagged data per NO3 profile



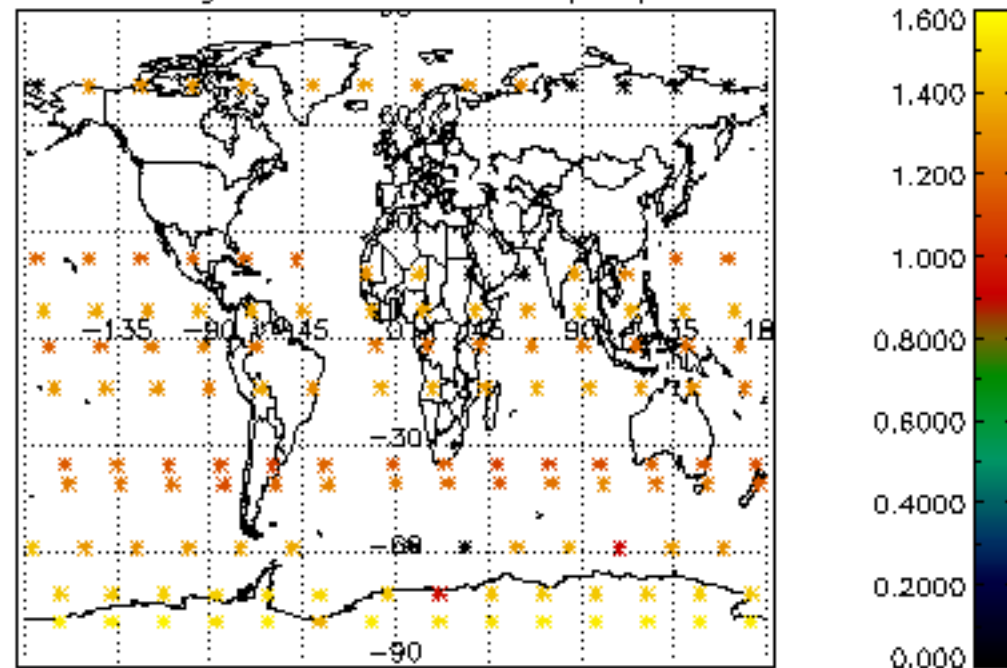




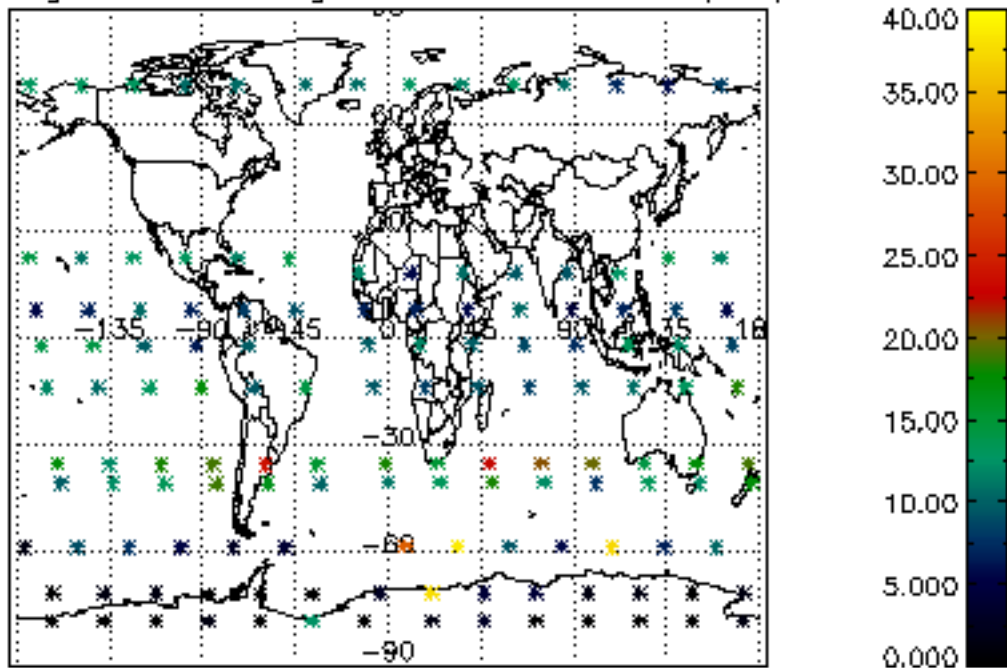
Percentage of cosmic ray hits per profile



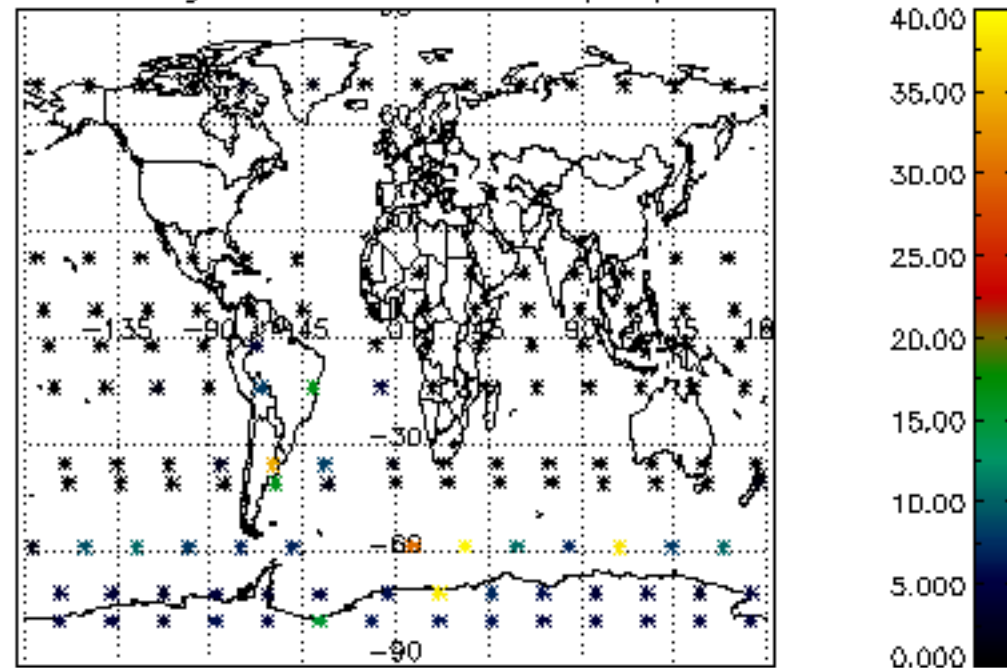
Percentage of datation errors per profile



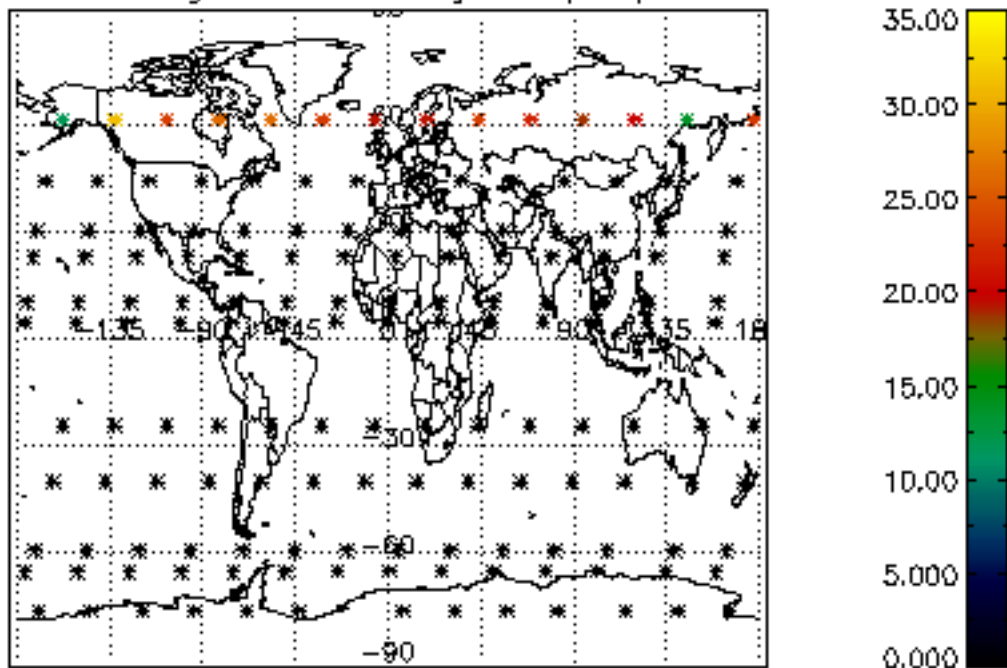
Percentage of star falling outside central band per profile



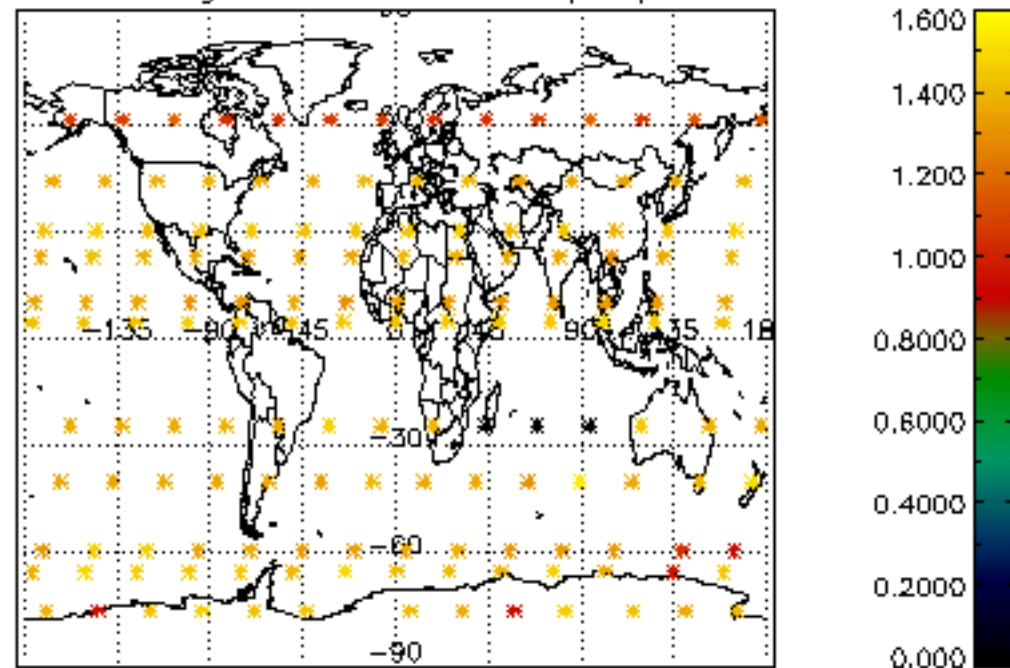
Percentage of saturation errors per profile



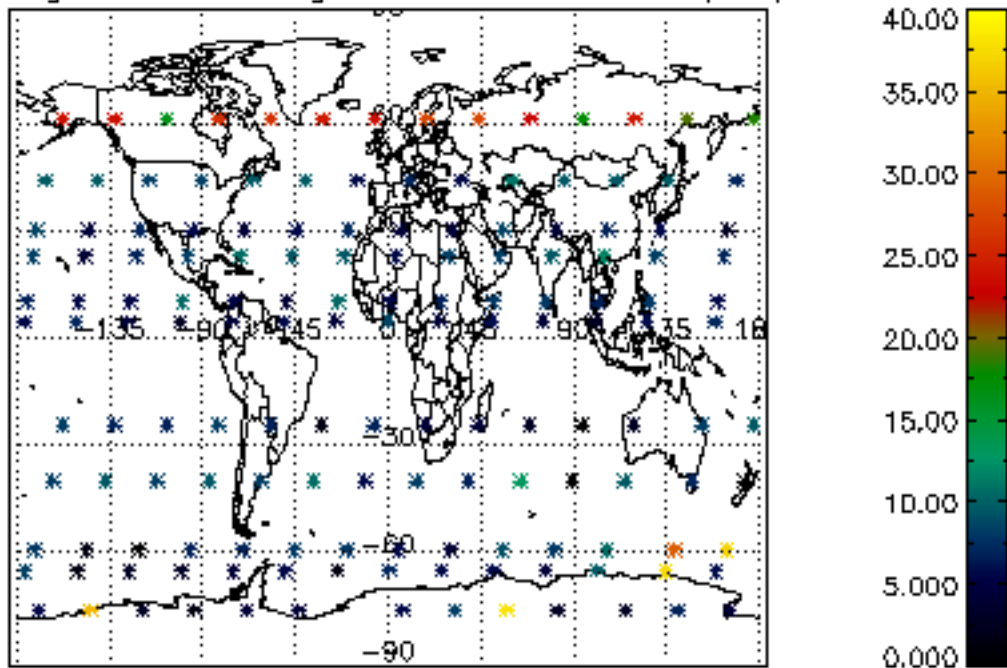
Percentage of cosmic ray hits per profile



Percentage of datation errors per profile



Percentage of star falling outside central band per profile



Percentage of saturation errors per profile

