

GOMOS Level 2 Daily Report

SUMMARY

[1. General Info](#)

[2. Summary of processed GOM_NL_2P products](#)

[3. Level 2 Quality information per product](#)

[3.1 Plot of level 2 quality information per product \(time dependant\)](#)

[3.2 Plot of level 2 quality information per product \(world map\)](#)

[4. Level 1 Quality information per product \(stored on level 2 products\)](#)

[4.1 Plot of level 1 quality information per product \(time dependant\)](#)

[4.1.1 Plot of level 1 quality information per product \(time dependant\): ASCENDING](#)

[4.1.2 Plot of level 1 quality information per product \(time dependant\): DESCENDING](#)

[4.2 Plot of level 1 quality information per product \(world map\)](#)

[4.2.1 Plot of level 1 quality information per product \(world map\): ASCENDING](#)

[4.2.2 Plot of level 1 quality information per product \(world map\): DESCENDING](#)

[5. Ozone profiles based on quality statistics and other trace gas profiles](#)

[5.1 Ozone statistics based on quality of products](#)

[5.2 Plot ozone profiles for all STD \(dark without errors\)](#)

[5.3 Plot ozone profiles where STD < 20% \(dark without errors\)](#)

[5.4. Plot ozone profiles where STD < 10% \(dark without errors\)](#)

[5.5. Plot ozone profiles where STD < 5% \(dark without errors\)](#)

[5.6 Plot NO2 profiles for all STD \(dark without errors\)](#)

[5.7 Plot NO3 profiles for all STD \(dark without errors\)](#)

[5.8 Plot H2O profiles \(only for occultations of stars 1,2,3,4,13,14,16,26,63 dark without errors\) for all STD](#)

[6. Auxiliary Data Files used for the production reported in section 2](#)

This report presents the daily analysis on parameters extracted from GOMOS level 2 data (GOM_NL__2P). It is intended to monitor some important parameters that will impact the quality of these products. A list of level 2 products (and content) that have arrived during the reporting day to the PCF is also given.

Item	Value
Time of report generation	23APR2013 11:35:49
Data source version	GOMOS/6.01
Start time of products	18-11-2007 (18NOV2007 00:00:00)
Stop time of products	19-11-2007 (19NOV2007 00:00:00)
Store outputs in DB	Yes
Nb of level 2 prods	284
Nb of prods with errors	0

2. Summary of processed GOM_NL__2P products.

Nr	Filename	UTC Start time	Limb	Duration	Star Id	Star Name	Star Mag	Star Temp	Nb Meas	Orbit	Prod. error
1	GOM_NL__2PRFIN20071118_000306_000000382063_00274_29887_2306.N1	18-NOV-2007 00:03:06	Straylight	37.500	157	The1Eri	2.9060	9300.0	75	29887	No
2	GOM_NL__2PRFIN20071118_001553_000000482063_00274_29887_2307.N1	18-NOV-2007 00:15:53	Twilight	48.000	94	92Alp Cet	2.5260	3100.0	96	29887	No
3	GOM_NL__2PRFIN20071118_002045_000000372063_00274_29887_2308.N1	18-NOV-2007 00:20:45	Bright	36.500	105	6Bet Ari	2.6450	8900.0	73	29887	No
4	GOM_NL__2PRFIN20071118_002442_000000362063_00274_29887_2309.N1	18-NOV-2007 00:24:42	Bright	35.500	173	4Bet Tri	3.0040	8900.0	71	29887	No
5	GOM_NL__2PRFIN20071118_002646_000000372063_00274_29887_2310.N1	18-NOV-2007 00:26:46	Bright	36.500	73	57Gam1And	2.2600	13100.0	73	29887	No
6	GOM_NL__2PRFIN20071118_003113_000000362063_00274_29887_2311.N1	18-NOV-2007 00:31:13	Bright	35.500	68	18Alp Cas	2.2250	4500.0	71	29887	No
7	GOM_NL__2PRFIN20071118_004001_000000322063_00274_29887_2312.N1	18-NOV-2007 00:40:01	Bright	32.000	49	1Alp UMi	1.9900	6300.0	64	29887	No
8	GOM_NL__2PRFIN20071118_004426_000000372063_00274_29887_2313.N1	18-NOV-2007 00:44:26	Bright	37.000	60	7Bet UMi	2.0810	3950.0	74	29887	No
9	GOM_NL__2PRFIN20071118_005001_000000372063_00274_29887_2314.N1	18-NOV-2007 00:50:01	Bright	36.500	32	77Eps UMa	1.7630	11000.0	73	29887	No
10	GOM_NL__2PRFIN20071118_005142_000000372063_00274_29887_2315.N1	18-NOV-2007 00:51:42	Bright	37.000	39	85Eta UMa	1.8540	24000.0	74	29887	No
11	GOM_NL__2PRFIN20071118_005511_000000352063_00274_29887_2316.N1	18-NOV-2007 00:55:11	Bright	35.000	152	12Alp2CVn	2.8900	11000.0	70	29887	No
12	GOM_NL__2PRFIN20071118_010259_000000342063_00274_29887_2317.N1	18-NOV-2007 01:02:59	Bright	34.000	138	47Eps Vir	2.8280	4700.0	68	29887	No
13	GOM_NL__2PRFIN20071118_010651_000000542063_00274_29887_2318.N1	18-NOV-2007 01:06:51	Bright	54.000	121	29Gam Vir	2.7400	7200.0	108	29887	No
14	GOM_NL__2PRFIN20071118_011157_000000412063_00274_29887_2319.N1	18-NOV-2007 01:11:57	Twilight	40.500	100	4Gam Crv	2.5800	13100.0	81	29887	No
15	GOM_NL__2PRFIN20071118_011329_000000442063_00274_29887_2320.N1	18-NOV-2007 01:13:29	Twilight	44.000	171	2Eps Crv	3.0010	4250.0	88	29887	No
16	GOM_NL__2PRFIN20071118_011936_000000382063_00274_29887_2321.N1	18-NOV-2007 01:19:36	Dark	37.500	64	Gam Cen	2.2000	10600.0	75	29887	No
17	GOM_NL__2PRFIN20071118_012247_000000442063_00274_29887_2322.N1	18-NOV-2007 01:22:47	Dark	44.000	113	Mu Vel	2.6920	5000.0	88	29887	No
18	GOM_NL__2PRFIN20071118_012538_000000372063_00275_29888_2319.N1	18-NOV-2007 01:25:38	Dark	37.000	124	The Car	2.7640	30000.0	74	29888	No
19	GOM_NL__2PRFIN20071118_012939_000000432063_00275_29888_2320.N1	18-NOV-2007 01:29:39	Dark	42.500	41	Eps Car	1.8600	4100.0	85	29888	No
20	GOM_NL__2PRFIN20071118_014342_000000382063_00275_29888_2321.N1	18-NOV-2007 01:43:42	Straylight	38.000	157	The1Eri	2.9060	9300.0	76	29888	No
21	GOM_NL__2PRFIN20071118_015629_000000452063_00275_29888_2322.N1	18-NOV-2007 01:56:29	Twilight	45.000	94	92Alp Cet	2.5260	3100.0	90	29888	No
22	GOM_NL__2PRFIN20071118_020121_000000372063_00275_29888_2323.N1	18-NOV-2007 02:01:21	Bright	36.500	105	6Bet Ari	2.6450	8900.0	73	29888	No
23	GOM_NL__2PRFIN20071118_020518_000000362063_00275_29888_2324.N1	18-NOV-2007 02:05:18	Bright	36.000	173	4Bet Tri	3.0040	8900.0	72	29888	No
24	GOM_NL__2PRFIN20071118_020722_000000372063_00275_29888_2325.N1	18-NOV-2007 02:07:22	Bright	36.500	73	57Gam1And	2.2600	13100.0	73	29888	No
25	GOM_NL__2PRFIN20071118_021102_000000312063_00275_29888_2326.N1	18-NOV-2007 02:11:02	Bright	31.000	160	23Gam Per	2.9300	4700.0	62	29888	No
26	GOM_NL__2PRFIN20071118_021227_000000342063_00275_29888_2327.N1	18-NOV-2007 02:12:27	Bright	33.500	110	37Del Cas	2.6780	8900.0	67	29888	No
27	GOM_NL__2PRFIN20071118_022037_000000352063_00275_29888_2328.N1	18-NOV-2007 02:20:37	Bright	34.500	49	1Alp UMi	1.9900	6300.0	69	29888	No
28	GOM_NL__2PRFIN20071118_022502_000000382063_00275_29888_2329.N1	18-NOV-2007 02:25:02	Bright	38.000	60	7Bet UMi	2.0810	3950.0	76	29888	No
29	GOM_NL__2PRFIN20071118_023037_000000382063_00275_29888_2330.N1	18-NOV-2007 02:30:37	Bright	37.500	32	77Eps UMa	1.7630	11000.0	75	29888	No
30	GOM_NL__2PRFIN20071118_023219_000000522063_00275_29888_2331.N1	18-NOV-2007 02:32:19	Bright	52.000	39	85Eta UMa	1.8540	24000.0	104	29888	No
31	GOM_NL__2PRFIN20071118_023547_000000352063_00275_29888_2332.N1	18-NOV-2007 02:35:47	Bright	34.500	152	12Alp2CVn	2.8900	11000.0	69	29888	No
32	GOM_NL__2PRFIN20071118_024335_000000352063_00275_29888_2333.N1	18-NOV-2007 02:43:35	Bright	34.500	138	47Eps Vir	2.8280	4700.0	69	29888	No
33	GOM_NL__2PRFIN20071118_024727_000000542063_00275_29888_2334.N1	18-NOV-2007 02:47:27	Bright	54.000	121	29Gam Vir	2.7400	7200.0	108	29888	No
34	GOM_NL__2PRFIN20071118_025233_000000422063_00275_29888_2335.N1	18-NOV-2007 02:52:33	Twilight	42.000	100	4Gam Crv	2.5800	13100.0	84	29888	No
35	GOM_NL__2PRFIN20071118_025405_000000432063_00275_29888_2336.N1	18-NOV-2007 02:54:05	Twilight	43.000	171	2Eps Crv	3.0010	4250.0	86	29888	No
36	GOM_NL__2PRFIN20071118_030012_000000362063_00275_29888_2337.N1	18-NOV-2007 03:00:12	Dark	35.500	64	Gam Cen	2.2000	10600.0	71	29888	No
37	GOM_NL__2PRFIN20071118_030323_000000402063_00275_29888_2338.N1	18-NOV-2007 03:03:23	Dark	39.500	113	Mu Vel	2.6920	5000.0	79	29888	No
38	GOM_NL__2PRFIN20071118_030614_000000372063_00276_29889_2327.N1	18-NOV-2007 03:06:14	Dark	37.000	124	The Car	2.7640	30000.0	74	29889	No
39	GOM_NL__2PRFIN20071118_031015_000000472063_00276_29889_2328.N1	18-NOV-2007 03:10:15	Dark	46.500	41	Eps Car	1.8600	4100.0	93	29889	No
40	GOM_NL__2PRFIN20071118_032418_000000372063_00276_29889_2329.N1	18-NOV-2007 03:24:18	Straylight	37.000	157	The1Eri	2.9060	9300.0	74	29889	No
41	GOM_NL__2PRFIN20071118_033705_000000462063_00276_29889_2330.N1	18-NOV-2007 03:37:05	Twilight	46.000	94	92Alp Cet	2.5260	3100.0	92	29889	No
42	GOM_NL__2PRFIN20071118_034157_000000382063_00276_29889_2331.N1	18-NOV-2007 03:41:57	Bright	37.500	105	6Bet Ari	2.6450	8900.0	75	29889	No

43	GOM_NL__2PRFIN20071118_034554_000000352063_00276_29889_2332.N1	18-NOV-2007 03:45:54	Bright	35.000	173	4Bet Tri	3.0040	8900.0	70	29889	No
44	GOM_NL__2PRFIN20071118_034758_000000382063_00276_29889_2333.N1	18-NOV-2007 03:47:58	Bright	38.000	73	57Gam1And	2.2600	13100.	76	29889	No
45	GOM_NL__2PRFIN20071118_035138_000000312063_00276_29889_2334.N1	18-NOV-2007 03:51:38	Bright	31.000	160	23Gam Per	2.9300	4700.0	62	29889	No
46	GOM_NL__2PRFIN20071118_035303_000000352063_00276_29889_2335.N1	18-NOV-2007 03:53:03	Bright	34.500	110	37Del Cas	2.6780	8900.0	69	29889	No
47	GOM_NL__2PRFIN20071118_040113_000000362063_00276_29889_2336.N1	18-NOV-2007 04:01:13	Bright	36.000	49	1Alp UMi	1.9900	6300.0	72	29889	No
48	GOM_NL__2PRFIN20071118_040538_000000342063_00276_29889_2337.N1	18-NOV-2007 04:05:38	Bright	33.500	60	7Bet UMi	2.0810	3950.0	67	29889	No
49	GOM_NL__2PRFIN20071118_041113_000000372063_00276_29889_2338.N1	18-NOV-2007 04:11:13	Bright	36.500	32	77Eps UMa	1.7630	11000.	73	29889	No
50	GOM_NL__2PRFIN20071118_041254_000000342063_00276_29889_2339.N1	18-NOV-2007 04:12:54	Bright	34.000	39	85Eta UMa	1.8540	24000.	68	29889	No
51	GOM_NL__2PRFIN20071118_041623_000000362063_00276_29889_2340.N1	18-NOV-2007 04:16:23	Bright	35.500	152	12Alp2CVn	2.8900	11000.	71	29889	No
52	GOM_NL__2PRFIN20071118_042412_000000352063_00276_29889_2341.N1	18-NOV-2007 04:24:12	Bright	34.500	138	47Eps Vir	2.8280	4700.0	69	29889	No
53	GOM_NL__2PRFIN20071118_042804_000000472063_00276_29889_2342.N1	18-NOV-2007 04:28:04	Bright	47.000	121	29Gam Vir	2.7400	7200.0	94	29889	No
54	GOM_NL__2PRFIN20071118_043310_000000422063_00276_29889_2343.N1	18-NOV-2007 04:33:10	Twilight	42.000	100	4Gam Crv	2.5800	13100.	84	29889	No
55	GOM_NL__2PRFIN20071118_043442_000000452063_00276_29889_2344.N1	18-NOV-2007 04:34:42	Twilight	45.000	171	2Eps Crv	3.0010	4250.0	90	29889	No
56	GOM_NL__2PRFIN20071118_044049_000000382063_00276_29889_2345.N1	18-NOV-2007 04:40:49	Dark	38.000	64	Gam Cen	2.2000	10600.	76	29889	No
57	GOM_NL__2PRFIN20071118_044400_000000402063_00276_29889_2346.N1	18-NOV-2007 04:44:00	Dark	40.000	113	Mu Vel	2.6920	5000.0	80	29889	No
58	GOM_NL__2PRFIN20071118_044650_000000372063_00277_29890_2335.N1	18-NOV-2007 04:46:50	Dark	36.500	124	The Car	2.7640	30000.	73	29890	No
59	GOM_NL__2PRFIN20071118_045052_000000422063_00277_29890_2336.N1	18-NOV-2007 04:50:52	Dark	42.000	41	Eps Car	1.8600	4100.0	84	29890	No
60	GOM_NL__2PRFIN20071118_050454_000000382063_00277_29890_2337.N1	18-NOV-2007 05:04:54	Straylight	37.500	157	The1Eri	2.9060	9300.0	75	29890	No
61	GOM_NL__2PRFIN20071118_051741_000000462063_00277_29890_2338.N1	18-NOV-2007 05:17:41	Twilight	45.500	94	92Alp Cet	2.5260	3100.0	91	29890	No
62	GOM_NL__2PRFIN20071118_052233_000000362063_00277_29890_2339.N1	18-NOV-2007 05:22:33	Bright	36.000	105	6Bet Ari	2.6450	8900.0	72	29890	No
63	GOM_NL__2PRFIN20071118_052630_000000352063_00277_29890_2340.N1	18-NOV-2007 05:26:30	Bright	34.500	173	4Bet Tri	3.0040	8900.0	69	29890	No
64	GOM_NL__2PRFIN20071118_052834_000000352063_00277_29890_2341.N1	18-NOV-2007 05:28:34	Bright	35.000	73	57Gam1And	2.2600	13100.	70	29890	No
65	GOM_NL__2PRFIN20071118_053213_000000372063_00277_29890_2342.N1	18-NOV-2007 05:32:13	Bright	37.000	160	23Gam Per	2.9300	4700.0	74	29890	No
66	GOM_NL__2PRFIN20071118_053340_000000362063_00277_29890_2343.N1	18-NOV-2007 05:33:40	Bright	36.000	110	37Del Cas	2.6780	8900.0	72	29890	No
67	GOM_NL__2PRFIN20071118_054149_000000362063_00277_29890_2344.N1	18-NOV-2007 05:41:49	Bright	36.000	49	1Alp UMi	1.9900	6300.0	72	29890	No
68	GOM_NL__2PRFIN20071118_054614_000000382063_00277_29890_2345.N1	18-NOV-2007 05:46:14	Bright	38.000	60	7Bet UMi	2.0810	3950.0	76	29890	No
69	GOM_NL__2PRFIN20071118_055149_000000382063_00277_29890_2346.N1	18-NOV-2007 05:51:49	Bright	37.500	32	77Eps UMa	1.7630	11000.	75	29890	No
70	GOM_NL__2PRFIN20071118_055331_000000362063_00277_29890_2347.N1	18-NOV-2007 05:53:31	Bright	35.500	39	85Eta UMa	1.8540	24000.	71	29890	No
71	GOM_NL__2PRFIN20071118_055659_000000352063_00277_29890_2348.N1	18-NOV-2007 05:56:59	Bright	34.500	152	12Alp2CVn	2.8900	11000.	69	29890	No
72	GOM_NL__2PRFIN20071118_060204_000000512063_00277_29890_2349.N1	18-NOV-2007 06:02:04	Bright	51.000	111	8Eta Boo	2.6800	6000.0	102	29890	No
73	GOM_NL__2PRFIN20071118_060448_000000352063_00277_29890_2350.N1	18-NOV-2007 06:04:48	Bright	34.500	138	47Eps Vir	2.8280	4700.0	69	29890	No
74	GOM_NL__2PRFIN20071118_060840_000000372063_00277_29890_2351.N1	18-NOV-2007 06:08:40	Bright	36.500	121	29Gam Vir	2.7400	7200.0	73	29890	No
75	GOM_NL__2PRFIN20071118_061346_000000422063_00277_29890_2352.N1	18-NOV-2007 06:13:46	Twilight	42.000	100	4Gam Crv	2.5800	13100.	84	29890	No
76	GOM_NL__2PRFIN20071118_061518_000000432063_00277_29890_2353.N1	18-NOV-2007 06:15:18	Twilight	43.000	171	2Eps Crv	3.0010	4250.0	86	29890	No
77	GOM_NL__2PRFIN20071118_062125_000000402063_00277_29890_2354.N1	18-NOV-2007 06:21:25	Dark	39.500	64	Gam Cen	2.2000	10600.	79	29890	No
78	GOM_NL__2PRFIN20071118_062436_000000422063_00277_29890_2355.N1	18-NOV-2007 06:24:36	Dark	42.000	113	Mu Vel	2.6920	5000.0	84	29890	No
79	GOM_NL__2PRFIN20071118_062727_000000382063_00278_29891_2343.N1	18-NOV-2007 06:27:27	Dark	37.500	124	The Car	2.7640	30000.	75	29891	No
80	GOM_NL__2PRFIN20071118_063128_000000562063_00278_29891_2344.N1	18-NOV-2007 06:31:28	Dark	55.500	41	Eps Car	1.8600	4100.0	111	29891	No
81	GOM_NL__2PRFIN20071118_064531_000000382063_00278_29891_2345.N1	18-NOV-2007 06:45:31	Straylight	38.000	157	The1Eri	2.9060	9300.0	76	29891	No
82	GOM_NL__2PRFIN20071118_065817_000000482063_00278_29891_2346.N1	18-NOV-2007 06:58:17	Twilight	48.000	94	92Alp Cet	2.5260	3100.0	96	29891	No
83	GOM_NL__2PRFIN20071118_070310_000000372063_00278_29891_2347.N1	18-NOV-2007 07:03:10	Bright	37.000	105	6Bet Ari	2.6450	8900.0	74	29891	No
84	GOM_NL__2PRFIN20071118_070706_000000352063_00278_29891_2348.N1	18-NOV-2007 07:07:06	Bright	35.000	173	4Bet Tri	3.0040	8900.0	70	29891	No
85	GOM_NL__2PRFIN20071118_070910_000000362063_00278_29891_2349.N1	18-NOV-2007 07:09:10	Bright	35.500	73	57Gam1And	2.2600	13100.	71	29891	No
86	GOM_NL__2PRFIN20071118_071249_000000382063_00278_29891_2350.N1	18-NOV-2007 07:12:49	Bright	38.000	160	23Gam Per	2.9300	4700.0	76	29891	No
87	GOM_NL__2PRFIN20071118_071416_000000352063_00278_29891_2351.N1	18-NOV-2007 07:14:16	Bright	35.000	110	37Del Cas	2.6780	8900.0	70	29891	No
88	GOM_NL__2PRFIN20071118_072225_000000362063_00278_29891_2352.N1	18-NOV-2007 07:22:25	Bright	36.000	49	1Alp UMi	1.9900	6300.0	72	29891	No
89	GOM_NL__2PRFIN20071118_072650_000000342063_00278_29891_2353.N1	18-NOV-2007 07:26:50	Bright	33.500	60	7Bet UMi	2.0810	3950.0	67	29891	No
90	GOM_NL__2PRFIN20071118_073225_000000372063_00278_29891_2354.N1	18-NOV-2007 07:32:25	Bright	36.500	32	77Eps UMa	1.7630	11000.	73	29891	No
91	GOM_NL__2PRFIN20071118_073407_000000362063_00278_29891_2355.N1	18-NOV-2007 07:34:07	Bright	36.000	39	85Eta UMa	1.8540	24000.	72	29891	No
92	GOM_NL__2PRFIN20071118_073735_000000342063_00278_29891_2356.N1	18-NOV-2007 07:37:35	Bright	33.500	152	12Alp2CVn	2.8900	11000.	67	29891	No
93	GOM_NL__2PRFIN20071118_074240_000000332063_00278_29891_2357.N1	18-NOV-2007 07:42:40	Bright	32.500	111	8Eta Boo	2.6800	6000.0	65	29891	No
94	GOM_NL__2PRFIN20071118_074524_000000342063_00278_29891_2358.N1	18-NOV-2007 07:45:24	Bright	34.000	138	47Eps Vir	2.8280	4700.0	68	29891	No
95	GOM_NL__2PRFIN20071118_074916_000000372063_00278_29891_2359.N1	18-NOV-2007 07:49:16	Bright	36.500	121	29Gam Vir	2.7400	7200.0	73	29891	No
96	GOM_NL__2PRFIN20071118_075423_000000412063_00278_29891_2360.N1	18-NOV-2007 07:54:23	Twilight	40.500	100	4Gam Crv	2.5800	13100.	81	29891	No
97	GOM_NL__2PRFIN20071118_075555_000000432063_00278_29891_2361.N1	18-NOV-2007 07:55:55	Twilight	43.000	171	2Eps Crv	3.0010	4250.0	86	29891	No
98	GOM_NL__2PRFIN20071118_080201_000000392063_00278_29891_2362.N1	18-NOV-2007 08:02:01	Dark	39.000	64	Gam Cen	2.2000	10600.	78	29891	No
99	GOM_NL__2PRFIN20071118_080513_000000402063_00278_29891_2363.N1	18-NOV-2007 08:05:13	Dark	39.500	113	Mu Vel	2.6920	5000.0	79	29891	No
100	GOM_NL__2PRFIN20071118_080803_000000392063_00279_29892_2360.N1	18-NOV-2007 08:08:03	Dark	38.500	124	The Car	2.7640	30000.	77	29892	No
101	GOM_NL__2PRFIN20071118_081205_000000412063_00279_29892_2361.N1	18-NOV-2007 08:12:05	Dark	40.500	41	Eps Car	1.8600	4100.0	81	29892	No

102	GOM_NL__2PRFIN20071118_082607_000000382063_00279_29892_2362.N1	18-NOV-2007 08:26:07	Straylight	38.000	157	The1Eri	2.9060	9300.0	76	29892	No
103	GOM_NL__2PRFIN20071118_083853_000000502063_00279_29892_2363.N1	18-NOV-2007 08:38:53	Twilight	49.500	94	92Alp Cet	2.5260	3100.0	99	29892	No
104	GOM_NL__2PRFIN20071118_084346_000000372063_00279_29892_2364.N1	18-NOV-2007 08:43:46	Bright	36.500	105	6Bet Ari	2.6450	8900.0	73	29892	No
105	GOM_NL__2PRFIN20071118_084742_000000352063_00279_29892_2365.N1	18-NOV-2007 08:47:42	Bright	34.500	173	4Bet Tri	3.0040	8900.0	69	29892	No
106	GOM_NL__2PRFIN20071118_084946_000000352063_00279_29892_2366.N1	18-NOV-2007 08:49:46	Bright	34.500	73	57Gam1And	2.2600	13100.	69	29892	No
107	GOM_NL__2PRFIN20071118_085325_000000382063_00279_29892_2367.N1	18-NOV-2007 08:53:25	Bright	38.000	160	23Gam Per	2.9300	4700.0	76	29892	No
108	GOM_NL__2PRFIN20071118_085451_000000342063_00279_29892_2368.N1	18-NOV-2007 08:54:51	Bright	34.000	110	37Del Cas	2.6780	8900.0	68	29892	No
109	GOM_NL__2PRFIN20071118_090301_000000362063_00279_29892_2369.N1	18-NOV-2007 09:03:01	Bright	35.500	49	1Alp UMi	1.9900	6300.0	71	29892	No
110	GOM_NL__2PRFIN20071118_090726_000000372063_00279_29892_2370.N1	18-NOV-2007 09:07:26	Bright	36.500	60	7Bet UMi	2.0810	3950.0	73	29892	No
111	GOM_NL__2PRFIN20071118_091301_000000372063_00279_29892_2371.N1	18-NOV-2007 09:13:01	Bright	36.500	32	77Eps UMa	1.7630	11000.	73	29892	No
112	GOM_NL__2PRFIN20071118_091443_000000352063_00279_29892_2372.N1	18-NOV-2007 09:14:43	Bright	35.000	39	85Eta UMa	1.8540	24000.	70	29892	No
113	GOM_NL__2PRFIN20071118_091811_000000362063_00279_29892_2373.N1	18-NOV-2007 09:18:11	Bright	35.500	152	12Alp2CVn	2.8900	11000.	71	29892	No
114	GOM_NL__2PRFIN20071118_092316_000000322063_00279_29892_2374.N1	18-NOV-2007 09:23:16	Bright	32.000	111	8Eta Boo	2.6800	6000.0	64	29892	No
115	GOM_NL__2PRFIN20071118_092600_000000342063_00279_29892_2375.N1	18-NOV-2007 09:26:00	Bright	34.000	138	47Eps Vir	2.8280	4700.0	68	29892	No
116	GOM_NL__2PRFIN20071118_092953_000000382063_00279_29892_2376.N1	18-NOV-2007 09:29:53	Bright	37.500	121	29Gam Vir	2.7400	7200.0	75	29892	No
117	GOM_NL__2PRFIN20071118_093459_000000412063_00279_29892_2377.N1	18-NOV-2007 09:34:59	Twilight	41.000	100	4Gam Crv	2.5800	13100.	82	29892	No
118	GOM_NL__2PRFIN20071118_093631_000000442063_00279_29892_2378.N1	18-NOV-2007 09:36:31	Twilight	43.500	171	2Eps Crv	3.0010	4250.0	87	29892	No
119	GOM_NL__2PRFIN20071118_094237_000000382063_00279_29892_2379.N1	18-NOV-2007 09:42:37	Dark	38.000	64	Gam Cen	2.2000	10600.	76	29892	No
120	GOM_NL__2PRFIN20071118_094549_000000422063_00279_29892_2380.N1	18-NOV-2007 09:45:49	Dark	42.000	113	Mu Vel	2.6920	5000.0	84	29892	No
121	GOM_NL__2PRFIN20071118_094839_000000372063_00280_29893_2593.N1	18-NOV-2007 09:48:39	Dark	37.000	124	The Car	2.7640	30000.	74	29893	No
122	GOM_NL__2PRFIN20071118_095242_000000422063_00280_29893_2594.N1	18-NOV-2007 09:52:42	Dark	42.000	41	Eps Car	1.8600	4100.0	84	29893	No
123	GOM_NL__2PRFIN20071118_100643_000000372063_00280_29893_2595.N1	18-NOV-2007 10:06:43	Straylight	37.000	157	The1Eri	2.9060	9300.0	74	29893	No
124	GOM_NL__2PRFIN20071118_101928_000000502063_00280_29893_2596.N1	18-NOV-2007 10:19:28	Twilight	50.000	94	92Alp Cet	2.5260	3100.0	100	29893	No
125	GOM_NL__2PRFIN20071118_102421_000000352063_00280_29893_2597.N1	18-NOV-2007 10:24:21	Bright	34.500	105	6Bet Ari	2.6450	8900.0	69	29893	No
126	GOM_NL__2PRFIN20071118_102818_000000352063_00280_29893_2598.N1	18-NOV-2007 10:28:18	Bright	35.000	173	4Bet Tri	3.0040	8900.0	70	29893	No
127	GOM_NL__2PRFIN20071118_103022_000000362063_00280_29893_2599.N1	18-NOV-2007 10:30:22	Bright	35.500	73	57Gam1And	2.2600	13100.	71	29893	No
128	GOM_NL__2PRFIN20071118_103400_000000392063_00280_29893_2600.N1	18-NOV-2007 10:34:00	Bright	38.500	160	23Gam Per	2.9300	4700.0	77	29893	No
129	GOM_NL__2PRFIN20071118_103527_000000352063_00280_29893_2601.N1	18-NOV-2007 10:35:27	Bright	34.500	110	37Del Cas	2.6780	8900.0	69	29893	No
130	GOM_NL__2PRFIN20071118_104337_000000362063_00280_29893_2602.N1	18-NOV-2007 10:43:37	Bright	36.000	49	1Alp UMi	1.9900	6300.0	72	29893	No
131	GOM_NL__2PRFIN20071118_104802_000000372063_00280_29893_2603.N1	18-NOV-2007 10:48:02	Bright	37.000	60	7Bet UMi	2.0810	3950.0	74	29893	No
132	GOM_NL__2PRFIN20071118_105336_000000372063_00280_29893_2604.N1	18-NOV-2007 10:53:36	Bright	37.000	32	77Eps UMa	1.7630	11000.	74	29893	No
133	GOM_NL__2PRFIN20071118_105519_000000362063_00280_29893_2605.N1	18-NOV-2007 10:55:19	Bright	35.500	39	85Eta UMa	1.8540	24000.	71	29893	No
134	GOM_NL__2PRFIN20071118_105847_000000352063_00280_29893_2606.N1	18-NOV-2007 10:58:47	Bright	34.500	152	12Alp2CVn	2.8900	11000.	69	29893	No
135	GOM_NL__2PRFIN20071118_110352_000000332063_00280_29893_2607.N1	18-NOV-2007 11:03:52	Bright	32.500	111	8Eta Boo	2.6800	6000.0	65	29893	No
136	GOM_NL__2PRFIN20071118_110636_000000342063_00280_29893_2608.N1	18-NOV-2007 11:06:36	Bright	34.000	138	47Eps Vir	2.8280	4700.0	68	29893	No
137	GOM_NL__2PRFIN20071118_111029_000000372063_00280_29893_2609.N1	18-NOV-2007 11:10:29	Bright	36.500	121	29Gam Vir	2.7400	7200.0	73	29893	No
138	GOM_NL__2PRFIN20071118_111536_000000402063_00280_29893_2610.N1	18-NOV-2007 11:15:36	Twilight	40.000	100	4Gam Crv	2.5800	13100.	80	29893	No
139	GOM_NL__2PRFIN20071118_111707_000000462063_00280_29893_2611.N1	18-NOV-2007 11:17:07	Twilight	46.000	171	2Eps Crv	3.0010	4250.0	92	29893	No
140	GOM_NL__2PRFIN20071118_112313_000000372063_00280_29893_2612.N1	18-NOV-2007 11:23:13	Dark	37.000	64	Gam Cen	2.2000	10600.	74	29893	No
141	GOM_NL__2PRFIN20071118_112626_000000482063_00280_29893_2613.N1	18-NOV-2007 11:26:26	Dark	47.500	113	Mu Vel	2.6920	5000.0	95	29893	No
142	GOM_NL__2PRFIN20071118_112916_000000372063_00281_29894_2373.N1	18-NOV-2007 11:29:16	Dark	36.500	124	The Car	2.7640	30000.	73	29894	No
143	GOM_NL__2PRFIN20071118_113318_000000432063_00281_29894_2374.N1	18-NOV-2007 11:33:18	Dark	42.500	41	Eps Car	1.8600	4100.0	85	29894	No
144	GOM_NL__2PRFIN20071118_114719_000000372063_00281_29894_2375.N1	18-NOV-2007 11:47:19	Straylight	36.500	157	The1Eri	2.9060	9300.0	73	29894	No
145	GOM_NL__2PRFIN20071118_120004_000000512063_00281_29894_2376.N1	18-NOV-2007 12:00:04	Twilight	50.500	94	92Alp Cet	2.5260	3100.0	101	29894	No
146	GOM_NL__2PRFIN20071118_120458_000000372063_00281_29894_2377.N1	18-NOV-2007 12:04:58	Bright	36.500	105	6Bet Ari	2.6450	8900.0	73	29894	No
147	GOM_NL__2PRFIN20071118_120854_000000362063_00281_29894_2378.N1	18-NOV-2007 12:08:54	Bright	35.500	173	4Bet Tri	3.0040	8900.0	71	29894	No
148	GOM_NL__2PRFIN20071118_121058_000000362063_00281_29894_2379.N1	18-NOV-2007 12:10:58	Bright	36.000	73	57Gam1And	2.2600	13100.	72	29894	No
149	GOM_NL__2PRFIN20071118_121436_000000382063_00281_29894_2380.N1	18-NOV-2007 12:14:36	Bright	38.000	160	23Gam Per	2.9300	4700.0	76	29894	No
150	GOM_NL__2PRFIN20071118_121603_000000362063_00281_29894_2381.N1	18-NOV-2007 12:16:03	Bright	35.500	110	37Del Cas	2.6780	8900.0	71	29894	No
151	GOM_NL__2PRFIN20071118_122412_000000372063_00281_29894_2382.N1	18-NOV-2007 12:24:12	Bright	37.000	49	1Alp UMi	1.9900	6300.0	74	29894	No
152	GOM_NL__2PRFIN20071118_122838_000000352063_00281_29894_2383.N1	18-NOV-2007 12:28:38	Bright	34.500	60	7Bet UMi	2.0810	3950.0	69	29894	No
153	GOM_NL__2PRFIN20071118_123412_000000372063_00281_29894_2384.N1	18-NOV-2007 12:34:12	Bright	36.500	32	77Eps UMa	1.7630	11000.	73	29894	No
154	GOM_NL__2PRFIN20071118_123555_000000522063_00281_29894_2385.N1	18-NOV-2007 12:35:55	Bright	52.000	39	85Eta UMa	1.8540	24000.	104	29894	No
155	GOM_NL__2PRFIN20071118_123923_000000352063_00281_29894_2386.N1	18-NOV-2007 12:39:23	Bright	34.500	152	12Alp2CVn	2.8900	11000.	69	29894	No
156	GOM_NL__2PRFIN20071118_124428_000000332063_00281_29894_2387.N1	18-NOV-2007 12:44:28	Bright	32.500	111	8Eta Boo	2.6800	6000.0	65	29894	No
157	GOM_NL__2PRFIN20071118_124712_000000352063_00281_29894_2388.N1	18-NOV-2007 12:47:12	Bright	34.500	138	47Eps Vir	2.8280	4700.0	69	29894	No
158	GOM_NL__2PRFIN20071118_125105_000000472063_00281_29894_2389.N1	18-NOV-2007 12:51:05	Bright	46.500	121	29Gam Vir	2.7400	7200.0	93	29894	No
159	GOM_NL__2PRFIN20071118_125612_000000412063_00281_29894_2390.N1	18-NOV-2007 12:56:12	Twilight	41.000	100	4Gam Crv	2.5800	13100.	82	29894	No
160	GOM_NL__2PRFIN20071118_125744_000000452063_00281_29894_2391.N1	18-NOV-2007 12:57:44	Twilight	45.000	171	2Eps Crv	3.0010	4250.0	90	29894	No

161	GOM_NL__2PRFIN20071118_130350_000000372063_00281_29894_2392.N1	18-NOV-2007 13:03:50	Dark	37.000	64	Gam Cen	2.2000	10600.	74	29894	No
162	GOM_NL__2PRFIN20071118_130703_000000402063_00281_29894_2393.N1	18-NOV-2007 13:07:03	Dark	40.000	113	Mu Vel	2.6920	5000.0	80	29894	No
163	GOM_NL__2PRFIN20071118_130952_000000362063_00282_29895_2381.N1	18-NOV-2007 13:09:52	Dark	36.000	124	The Car	2.7640	30000.	72	29895	No
164	GOM_NL__2PRFIN20071118_131355_000000432063_00282_29895_2382.N1	18-NOV-2007 13:13:55	Dark	43.000	41	Eps Car	1.8600	4100.0	86	29895	No
165	GOM_NL__2PRFIN20071118_132755_000000402063_00282_29895_2383.N1	18-NOV-2007 13:27:55	Straylight	40.000	157	The1Eri	2.9060	9300.0	80	29895	No
166	GOM_NL__2PRFIN20071118_134040_000000482063_00282_29895_2384.N1	18-NOV-2007 13:40:40	Twilight	47.500	94	92Alp Cet	2.5260	3100.0	95	29895	No
167	GOM_NL__2PRFIN20071118_134534_000000362063_00282_29895_2385.N1	18-NOV-2007 13:45:34	Bright	36.000	105	6Bet Ari	2.6450	8900.0	72	29895	No
168	GOM_NL__2PRFIN20071118_134929_000000342063_00282_29895_2386.N1	18-NOV-2007 13:49:29	Bright	34.000	173	4Bet Tri	3.0040	8900.0	68	29895	No
169	GOM_NL__2PRFIN20071118_135134_000000372063_00282_29895_2387.N1	18-NOV-2007 13:51:34	Bright	37.000	73	57Gam1And	2.2600	13100.	74	29895	No
170	GOM_NL__2PRFIN20071118_135512_000000382063_00282_29895_2388.N1	18-NOV-2007 13:55:12	Bright	38.000	160	23Gam Per	2.9300	4700.0	76	29895	No
171	GOM_NL__2PRFIN20071118_135639_000000352063_00282_29895_2389.N1	18-NOV-2007 13:56:39	Bright	35.000	110	37Del Cas	2.6780	8900.0	70	29895	No
172	GOM_NL__2PRFIN20071118_140448_000000352063_00282_29895_2390.N1	18-NOV-2007 14:04:48	Bright	35.000	49	1Alp UMi	1.9900	6300.0	70	29895	No
173	GOM_NL__2PRFIN20071118_140914_000000362063_00282_29895_2391.N1	18-NOV-2007 14:09:14	Bright	35.500	60	7Bet UMi	2.0810	3950.0	71	29895	No
174	GOM_NL__2PRFIN20071118_141448_000000372063_00282_29895_2392.N1	18-NOV-2007 14:14:48	Bright	36.500	32	77Eps UMa	1.7630	11000.	73	29895	No
175	GOM_NL__2PRFIN20071118_141631_000000362063_00282_29895_2393.N1	18-NOV-2007 14:16:31	Bright	35.500	39	85Eta UMa	1.8540	24000.	71	29895	No
176	GOM_NL__2PRFIN20071118_141959_000000352063_00282_29895_2394.N1	18-NOV-2007 14:19:59	Bright	34.500	152	12Alp2CVn	2.8900	11000.	69	29895	No
177	GOM_NL__2PRFIN20071118_142505_000000332063_00282_29895_2395.N1	18-NOV-2007 14:25:05	Bright	33.000	111	8Eta Boo	2.6800	6000.0	66	29895	No
178	GOM_NL__2PRFIN20071118_142749_000000352063_00282_29895_2396.N1	18-NOV-2007 14:27:49	Bright	34.500	138	47Eps Vir	2.8280	4700.0	69	29895	No
179	GOM_NL__2PRFIN20071118_143141_000000542063_00282_29895_2397.N1	18-NOV-2007 14:31:41	Bright	54.000	121	29Gam Vir	2.7400	7200.0	108	29895	No
180	GOM_NL__2PRFIN20071118_143648_000000402063_00282_29895_2398.N1	18-NOV-2007 14:36:48	Twilight	40.000	100	4Gam Crv	2.5800	13100.	80	29895	No
181	GOM_NL__2PRFIN20071118_143820_000000452063_00282_29895_2399.N1	18-NOV-2007 14:38:20	Twilight	45.000	171	2Eps Crv	3.0010	4250.0	90	29895	No
182	GOM_NL__2PRFIN20071118_144426_000000392063_00282_29895_2400.N1	18-NOV-2007 14:44:26	Dark	39.000	64	Gam Cen	2.2000	10600.	78	29895	No
183	GOM_NL__2PRFIN20071118_144739_000000412063_00282_29895_2401.N1	18-NOV-2007 14:47:39	Dark	41.000	113	Mu Vel	2.6920	5000.0	82	29895	No
184	GOM_NL__2PRFIN20071118_145028_000000372063_00283_29896_2388.N1	18-NOV-2007 14:50:28	Dark	37.000	124	The Car	2.7640	30000.	74	29896	No
185	GOM_NL__2PRFIN20071118_145431_000000442063_00283_29896_2389.N1	18-NOV-2007 14:54:31	Dark	43.500	41	Eps Car	1.8600	4100.0	87	29896	No
186	GOM_NL__2PRFIN20071118_150831_000000372063_00283_29896_2390.N1	18-NOV-2007 15:08:31	Straylight	37.000	157	The1Eri	2.9060	9300.0	74	29896	No
187	GOM_NL__2PRFIN20071118_152116_000000482063_00283_29896_2391.N1	18-NOV-2007 15:21:16	Twilight	47.500	94	92Alp Cet	2.5260	3100.0	95	29896	No
188	GOM_NL__2PRFIN20071118_152610_000000372063_00283_29896_2392.N1	18-NOV-2007 15:26:10	Bright	36.500	105	6Bet Ari	2.6450	8900.0	73	29896	No
189	GOM_NL__2PRFIN20071118_153005_000000352063_00283_29896_2393.N1	18-NOV-2007 15:30:05	Bright	35.000	173	4Bet Tri	3.0040	8900.0	70	29896	No
190	GOM_NL__2PRFIN20071118_153210_000000362063_00283_29896_2394.N1	18-NOV-2007 15:32:10	Bright	35.500	73	57Gam1And	2.2600	13100.	71	29896	No
191	GOM_NL__2PRFIN20071118_153547_000000362063_00283_29896_2395.N1	18-NOV-2007 15:35:47	Bright	35.500	160	23Gam Per	2.9300	4700.0	71	29896	No
192	GOM_NL__2PRFIN20071118_153715_000000362063_00283_29896_2396.N1	18-NOV-2007 15:37:15	Bright	35.500	110	37Del Cas	2.6780	8900.0	71	29896	No
193	GOM_NL__2PRFIN20071118_154524_000000372063_00283_29896_2397.N1	18-NOV-2007 15:45:24	Bright	36.500	49	1Alp UMi	1.9900	6300.0	73	29896	No
194	GOM_NL__2PRFIN20071118_154950_000000372063_00283_29896_2398.N1	18-NOV-2007 15:49:50	Bright	37.000	60	7Bet UMi	2.0810	3950.0	74	29896	No
195	GOM_NL__2PRFIN20071118_155524_000000382063_00283_29896_2399.N1	18-NOV-2007 15:55:24	Bright	37.500	32	77Eps UMa	1.7630	11000.	75	29896	No
196	GOM_NL__2PRFIN20071118_155707_000000362063_00283_29896_2400.N1	18-NOV-2007 15:57:07	Bright	35.500	39	85Eta UMa	1.8540	24000.	71	29896	No
197	GOM_NL__2PRFIN20071118_160035_000000352063_00283_29896_2401.N1	18-NOV-2007 16:00:35	Bright	35.000	152	12Alp2CVn	2.8900	11000.	70	29896	No
198	GOM_NL__2PRFIN20071118_160541_000000332063_00283_29896_2402.N1	18-NOV-2007 16:05:41	Bright	32.500	111	8Eta Boo	2.6800	6000.0	65	29896	No
199	GOM_NL__2PRFIN20071118_160825_000000352063_00283_29896_2403.N1	18-NOV-2007 16:08:25	Bright	34.500	138	47Eps Vir	2.8280	4700.0	69	29896	No
200	GOM_NL__2PRFIN20071118_161218_000000382063_00283_29896_2404.N1	18-NOV-2007 16:12:18	Bright	38.000	121	29Gam Vir	2.7400	7200.0	76	29896	No
201	GOM_NL__2PRFIN20071118_161725_000000422063_00283_29896_2405.N1	18-NOV-2007 16:17:25	Twilight	42.000	100	4Gam Crv	2.5800	13100.	84	29896	No
202	GOM_NL__2PRFIN20071118_161857_000000462063_00283_29896_2406.N1	18-NOV-2007 16:18:57	Twilight	46.000	171	2Eps Crv	3.0010	4250.0	92	29896	No
203	GOM_NL__2PRFIN20071118_162502_000000392063_00283_29896_2407.N1	18-NOV-2007 16:25:02	Dark	38.500	64	Gam Cen	2.2000	10600.	77	29896	No
204	GOM_NL__2PRFIN20071118_162816_000000502063_00283_29896_2408.N1	18-NOV-2007 16:28:16	Dark	49.500	113	Mu Vel	2.6920	5000.0	99	29896	No
205	GOM_NL__2PRFIN20071118_163105_000000372063_00284_29897_2422.N1	18-NOV-2007 16:31:05	Dark	36.500	124	The Car	2.7640	30000.	73	29897	No
206	GOM_NL__2PRFIN20071118_163508_000000432063_00284_29897_2423.N1	18-NOV-2007 16:35:08	Dark	42.500	41	Eps Car	1.8600	4100.0	85	29897	No
207	GOM_NL__2PRFIN20071118_164907_000000382063_00284_29897_2424.N1	18-NOV-2007 16:49:07	Straylight	37.500	157	The1Eri	2.9060	9300.0	75	29897	No
208	GOM_NL__2PRFIN20071118_170152_000000482063_00284_29897_2425.N1	18-NOV-2007 17:01:52	Twilight	47.500	94	92Alp Cet	2.5260	3100.0	95	29897	No
209	GOM_NL__2PRFIN20071118_170646_000000352063_00284_29897_2426.N1	18-NOV-2007 17:06:46	Bright	35.000	105	6Bet Ari	2.6450	8900.0	70	29897	No
210	GOM_NL__2PRFIN20071118_171041_000000362063_00284_29897_2427.N1	18-NOV-2007 17:10:41	Bright	35.500	173	4Bet Tri	3.0040	8900.0	71	29897	No
211	GOM_NL__2PRFIN20071118_171246_000000352063_00284_29897_2428.N1	18-NOV-2007 17:12:46	Bright	35.000	73	57Gam1And	2.2600	13100.	70	29897	No
212	GOM_NL__2PRFIN20071118_171623_000000382063_00284_29897_2429.N1	18-NOV-2007 17:16:23	Bright	38.000	160	23Gam Per	2.9300	4700.0	76	29897	No
213	GOM_NL__2PRFIN20071118_171751_000000362063_00284_29897_2430.N1	18-NOV-2007 17:17:51	Bright	35.500	110	37Del Cas	2.6780	8900.0	71	29897	No
214	GOM_NL__2PRFIN20071118_172600_000000372063_00284_29897_2431.N1	18-NOV-2007 17:26:00	Bright	37.000	49	1Alp UMi	1.9900	6300.0	74	29897	No
215	GOM_NL__2PRFIN20071118_173026_000000362063_00284_29897_2432.N1	18-NOV-2007 17:30:26	Bright	36.000	60	7Bet UMi	2.0810	3950.0	72	29897	No
216	GOM_NL__2PRFIN20071118_173600_000000362063_00284_29897_2433.N1	18-NOV-2007 17:36:00	Bright	35.500	32	77Eps UMa	1.7630	11000.	71	29897	No
217	GOM_NL__2PRFIN20071118_173743_000000352063_00284_29897_2434.N1	18-NOV-2007 17:37:43	Bright	34.500	39	85Eta UMa	1.8540	24000.	69	29897	No
218	GOM_NL__2PRFIN20071118_174111_000000382063_00284_29897_2435.N1	18-NOV-2007 17:41:11	Bright	38.000	152	12Alp2CVn	2.8900	11000.	76	29897	No
219	GOM_NL__2PRFIN20071118_174617_000000332063_00284_29897_2436.N1	18-NOV-2007 17:46:17	Bright	32.500	111	8Eta Boo	2.6800	6000.0	65	29897	No

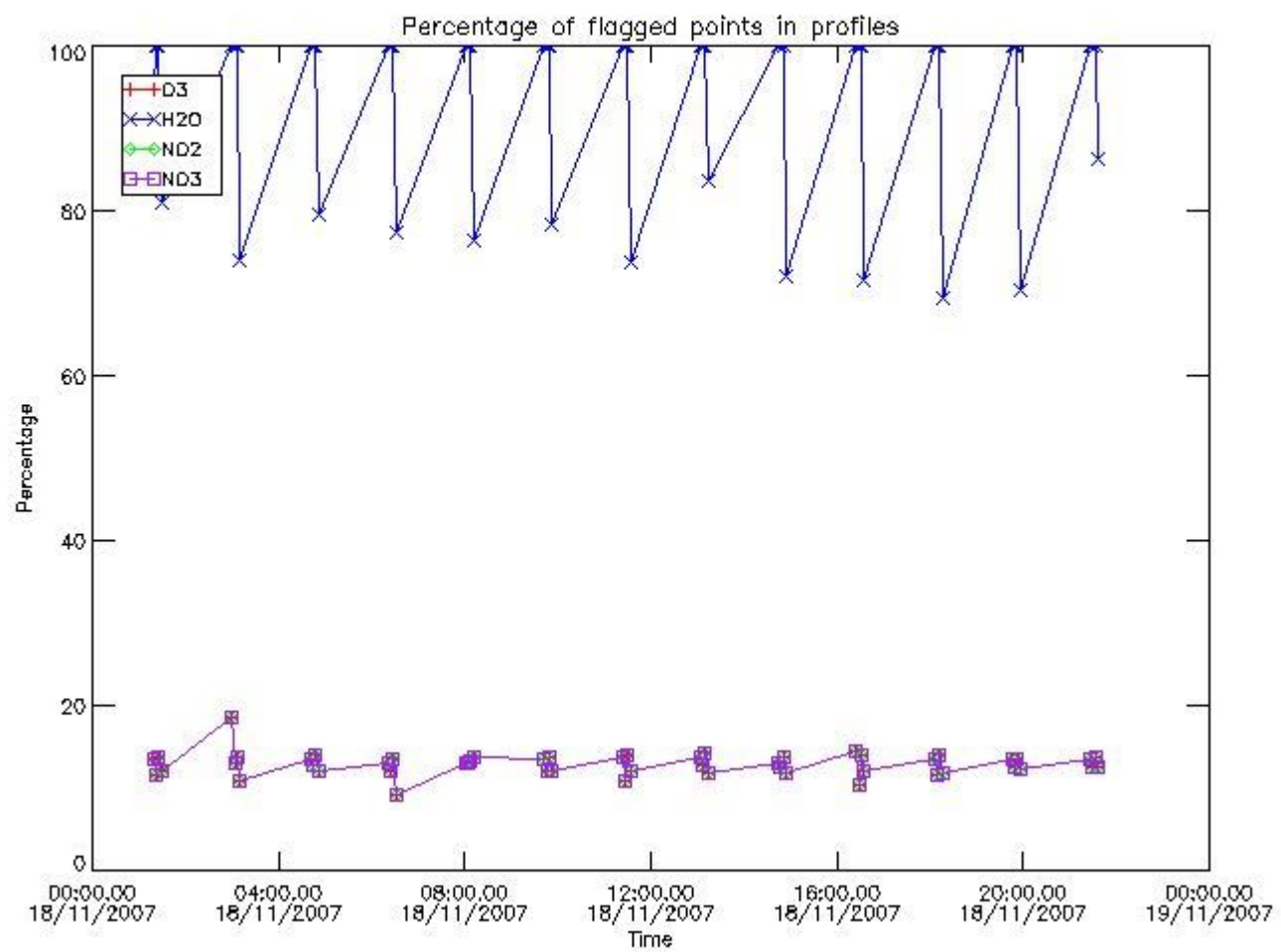
220	GOM_NL__2PRFIN20071118_174901_000000342063_00284_29897_2437.N1	18-NOV-2007 17:49:01	Bright	34.000	138	47Eps Vir	2.8280	4700.0	68	29897	No
221	GOM_NL__2PRFIN20071118_175254_000000362063_00284_29897_2438.N1	18-NOV-2007 17:52:54	Bright	36.000	121	29Gam Vir	2.7400	7200.0	72	29897	No
222	GOM_NL__2PRFIN20071118_175801_000000412063_00284_29897_2439.N1	18-NOV-2007 17:58:01	Twilight	40.500	100	4Gam Crv	2.5800	13100.	81	29897	No
223	GOM_NL__2PRFIN20071118_175933_000000422063_00284_29897_2440.N1	18-NOV-2007 17:59:33	Twilight	41.500	171	2Eps Crv	3.0010	4250.0	83	29897	No
224	GOM_NL__2PRFIN20071118_180538_000000382063_00284_29897_2441.N1	18-NOV-2007 18:05:38	Dark	38.000	64	Gam Cen	2.2000	10600.	76	29897	No
225	GOM_NL__2PRFIN20071118_180852_000000442063_00284_29897_2442.N1	18-NOV-2007 18:08:52	Dark	44.000	113	Mu Vel	2.6920	5000.0	88	29897	No
226	GOM_NL__2PRFIN20071118_181141_000000372063_00285_29898_2427.N1	18-NOV-2007 18:11:41	Dark	36.500	124	The Car	2.7640	30000.	73	29898	No
227	GOM_NL__2PRFIN20071118_181545_000000432063_00285_29898_2428.N1	18-NOV-2007 18:15:45	Dark	42.500	41	Eps Car	1.8600	4100.0	85	29898	No
228	GOM_NL__2PRFIN20071118_182944_000000382063_00285_29898_2429.N1	18-NOV-2007 18:29:44	Straylight	38.000	157	The1Eri	2.9060	9300.0	76	29898	No
229	GOM_NL__2PRFIN20071118_184228_000000502063_00285_29898_2430.N1	18-NOV-2007 18:42:28	Twilight	50.000	94	92Alp Cet	2.5260	3100.0	100	29898	No
230	GOM_NL__2PRFIN20071118_184722_000000372063_00285_29898_2431.N1	18-NOV-2007 18:47:22	Bright	36.500	105	6Bet Ari	2.6450	8900.0	73	29898	No
231	GOM_NL__2PRFIN20071118_185118_000000352063_00285_29898_2432.N1	18-NOV-2007 18:51:18	Bright	34.500	173	4Bet Tri	3.0040	8900.0	69	29898	No
232	GOM_NL__2PRFIN20071118_185322_000000362063_00285_29898_2433.N1	18-NOV-2007 18:53:22	Bright	36.000	73	57Gam1And	2.2600	13100.	72	29898	No
233	GOM_NL__2PRFIN20071118_185659_000000372063_00285_29898_2434.N1	18-NOV-2007 18:56:59	Bright	36.500	160	23Gam Per	2.9300	4700.0	73	29898	No
234	GOM_NL__2PRFIN20071118_185828_000000352063_00285_29898_2435.N1	18-NOV-2007 18:58:28	Bright	35.000	110	37Del Cas	2.6780	8900.0	70	29898	No
235	GOM_NL__2PRFIN20071118_190636_000000382063_00285_29898_2436.N1	18-NOV-2007 19:06:36	Bright	37.500	49	1Alp UMi	1.9900	6300.0	75	29898	No
236	GOM_NL__2PRFIN20071118_191102_000000372063_00285_29898_2437.N1	18-NOV-2007 19:11:02	Bright	36.500	60	7Bet UMi	2.0810	3950.0	73	29898	No
237	GOM_NL__2PRFIN20071118_191636_000000342063_00285_29898_2438.N1	18-NOV-2007 19:16:36	Bright	33.500	32	77Eps UMa	1.7630	11000.	67	29898	No
238	GOM_NL__2PRFIN20071118_191819_000000352063_00285_29898_2439.N1	18-NOV-2007 19:18:19	Bright	34.500	39	85Eta UMa	1.8540	24000.	69	29898	No
239	GOM_NL__2PRFIN20071118_192147_000000492063_00285_29898_2440.N1	18-NOV-2007 19:21:47	Bright	48.500	152	12Alp2CVn	2.8900	11000.	97	29898	No
240	GOM_NL__2PRFIN20071118_192653_000000332063_00285_29898_2441.N1	18-NOV-2007 19:26:53	Bright	33.000	111	8Eta Boo	2.6800	6000.0	66	29898	No
241	GOM_NL__2PRFIN20071118_192937_000000352063_00285_29898_2442.N1	18-NOV-2007 19:29:37	Bright	34.500	138	47Eps Vir	2.8280	4700.0	69	29898	No
242	GOM_NL__2PRFIN20071118_193330_000000372063_00285_29898_2443.N1	18-NOV-2007 19:33:30	Bright	36.500	121	29Gam Vir	2.7400	7200.0	73	29898	No
243	GOM_NL__2PRFIN20071118_193838_000000422063_00285_29898_2444.N1	18-NOV-2007 19:38:38	Twilight	42.000	100	4Gam Crv	2.5800	13100.	84	29898	No
244	GOM_NL__2PRFIN20071118_194010_000000462063_00285_29898_2445.N1	18-NOV-2007 19:40:10	Twilight	45.500	171	2Eps Crv	3.0010	4250.0	91	29898	No
245	GOM_NL__2PRFIN20071118_194614_000000382063_00285_29898_2446.N1	18-NOV-2007 19:46:14	Dark	37.500	64	Gam Cen	2.2000	10600.	75	29898	No
246	GOM_NL__2PRFIN20071118_194929_000000412063_00285_29898_2447.N1	18-NOV-2007 19:49:29	Dark	41.000	113	Mu Vel	2.6920	5000.0	82	29898	No
247	GOM_NL__2PRFIN20071118_195217_000000382063_00286_29899_2435.N1	18-NOV-2007 19:52:17	Dark	37.500	124	The Car	2.7640	30000.	75	29899	No
248	GOM_NL__2PRFIN20071118_195621_000000462063_00286_29899_2436.N1	18-NOV-2007 19:56:21	Dark	45.500	41	Eps Car	1.8600	4100.0	91	29899	No
249	GOM_NL__2PRFIN20071118_201020_000000392063_00286_29899_2437.N1	18-NOV-2007 20:10:20	Straylight	38.500	157	The1Eri	2.9060	9300.0	77	29899	No
250	GOM_NL__2PRFIN20071118_202304_000000462063_00286_29899_2438.N1	18-NOV-2007 20:23:04	Twilight	45.500	94	92Alp Cet	2.5260	3100.0	91	29899	No
251	GOM_NL__2PRFIN20071118_202758_000000372063_00286_29899_2439.N1	18-NOV-2007 20:27:58	Bright	37.000	105	6Bet Ari	2.6450	8900.0	74	29899	No
252	GOM_NL__2PRFIN20071118_203153_000000352063_00286_29899_2440.N1	18-NOV-2007 20:31:53	Bright	34.500	173	4Bet Tri	3.0040	8900.0	69	29899	No
253	GOM_NL__2PRFIN20071118_203357_000000352063_00286_29899_2441.N1	18-NOV-2007 20:33:57	Bright	34.500	73	57Gam1And	2.2600	13100.	69	29899	No
254	GOM_NL__2PRFIN20071118_203734_000000362063_00286_29899_2442.N1	18-NOV-2007 20:37:34	Bright	35.500	160	23Gam Per	2.9300	4700.0	71	29899	No
255	GOM_NL__2PRFIN20071118_203904_000000352063_00286_29899_2443.N1	18-NOV-2007 20:39:04	Bright	35.000	110	37Del Cas	2.6780	8900.0	70	29899	No
256	GOM_NL__2PRFIN20071118_204712_000000372063_00286_29899_2444.N1	18-NOV-2007 20:47:12	Bright	36.500	49	1Alp UMi	1.9900	6300.0	73	29899	No
257	GOM_NL__2PRFIN20071118_205138_000000332063_00286_29899_2445.N1	18-NOV-2007 20:51:38	Bright	32.500	60	7Bet UMi	2.0810	3950.0	65	29899	No
258	GOM_NL__2PRFIN20071118_205712_000000362063_00286_29899_2446.N1	18-NOV-2007 20:57:12	Bright	35.500	32	77Eps UMa	1.7630	11000.	71	29899	No
259	GOM_NL__2PRFIN20071118_205855_000000522063_00286_29899_2447.N1	18-NOV-2007 20:58:55	Bright	52.000	39	85Eta UMa	1.8540	24000.	104	29899	No
260	GOM_NL__2PRFIN20071118_210223_000000352063_00286_29899_2448.N1	18-NOV-2007 21:02:23	Bright	35.000	152	12Alp2CVn	2.8900	11000.	70	29899	No
261	GOM_NL__2PRFIN20071118_210729_000000332063_00286_29899_2449.N1	18-NOV-2007 21:07:29	Bright	32.500	111	8Eta Boo	2.6800	6000.0	65	29899	No
262	GOM_NL__2PRFIN20071118_211013_000000352063_00286_29899_2450.N1	18-NOV-2007 21:10:13	Bright	35.000	138	47Eps Vir	2.8280	4700.0	70	29899	No
263	GOM_NL__2PRFIN20071118_211406_000000352063_00286_29899_2451.N1	18-NOV-2007 21:14:06	Bright	34.500	121	29Gam Vir	2.7400	7200.0	69	29899	No
264	GOM_NL__2PRFIN20071118_211914_000000432063_00286_29899_2452.N1	18-NOV-2007 21:19:14	Twilight	43.000	100	4Gam Crv	2.5800	13100.	86	29899	No
265	GOM_NL__2PRFIN20071118_212046_000000452063_00286_29899_2453.N1	18-NOV-2007 21:20:46	Twilight	44.500	171	2Eps Crv	3.0010	4250.0	89	29899	No
266	GOM_NL__2PRFIN20071118_212651_000000382063_00286_29899_2454.N1	18-NOV-2007 21:26:51	Dark	38.000	64	Gam Cen	2.2000	10600.	76	29899	No
267	GOM_NL__2PRFIN20071118_213005_000000412063_00286_29899_2455.N1	18-NOV-2007 21:30:05	Dark	40.500	113	Mu Vel	2.6920	5000.0	81	29899	No
268	GOM_NL__2PRFIN20071118_213254_000000372063_00287_29900_2445.N1	18-NOV-2007 21:32:54	Dark	37.000	124	The Car	2.7640	30000.	74	29900	No
269	GOM_NL__2PRFIN20071118_213658_000000412063_00287_29900_2446.N1	18-NOV-2007 21:36:58	Dark	40.500	41	Eps Car	1.8600	4100.0	81	29900	No
270	GOM_NL__2PRFIN20071118_215056_000000402063_00287_29900_2447.N1	18-NOV-2007 21:50:56	Straylight	39.500	157	The1Eri	2.9060	9300.0	79	29900	No
271	GOM_NL__2PRFIN20071118_220340_000000472063_00287_29900_2448.N1	18-NOV-2007 22:03:40	Twilight	47.000	94	92Alp Cet	2.5260	3100.0	94	29900	No
272	GOM_NL__2PRFIN20071118_220834_000000372063_00287_29900_2449.N1	18-NOV-2007 22:08:34	Bright	36.500	105	6Bet Ari	2.6450	8900.0	73	29900	No
273	GOM_NL__2PRFIN20071118_221229_000000352063_00287_29900_2450.N1	18-NOV-2007 22:12:29	Bright	34.500	173	4Bet Tri	3.0040	8900.0	69	29900	No
274	GOM_NL__2PRFIN20071118_221433_000000372063_00287_29900_2451.N1	18-NOV-2007 22:14:33	Bright	37.000	73	57Gam1And	2.2600	13100.	74	29900	No
275	GOM_NL__2PRFIN20071118_221810_000000362063_00287_29900_2452.N1	18-NOV-2007 22:18:10	Bright	36.000	160	23Gam Per	2.9300	4700.0	72	29900	No
276	GOM_NL__2PRFIN20071118_221939_000000362063_00287_29900_2453.N1	18-NOV-2007 22:19:39	Bright	35.500	110	37Del Cas	2.6780	8900.0	71	29900	No
277	GOM_NL__2PRFIN20071118_222748_000000352063_00287_29900_2454.N1	18-NOV-2007 22:27:48	Bright	35.000	49	1Alp UMi	1.9900	6300.0	70	29900	No
278	GOM_NL__2PRFIN20071118_223214_000000372063_00287_29900_2455.N1	18-NOV-2007 22:32:14	Bright	37.000	60	7Bet UMi	2.0810	3950.0	74	29900	No

279	GOM_NL__2PRFIN20071118_223748_000000382063_00287_29900_2456.N1	18-NOV-2007 22:37:48	Bright	37.500	32	77Eps UMa	1.7630	11000.	75	29900	No
280	GOM_NL__2PRFIN20071118_223931_000000522063_00287_29900_2457.N1	18-NOV-2007 22:39:31	Bright	52.000	39	85Eta UMa	1.8540	24000.	104	29900	No
281	GOM_NL__2PRFIN20071118_224259_000000342063_00287_29900_2458.N1	18-NOV-2007 22:42:59	Bright	33.500	152	12Alp2CVn	2.8900	11000.	67	29900	No
282	GOM_NL__2PRFIN20071118_224805_000000332063_00287_29900_2459.N1	18-NOV-2007 22:48:05	Bright	33.000	111	8Eta Boo	2.6800	6000.0	66	29900	No
283	GOM_NL__2PRFIN20071118_225050_000000352063_00287_29900_2460.N1	18-NOV-2007 22:50:50	Bright	35.000	138	47Eps Vir	2.8280	4700.0	70	29900	No
284	GOM_NL__2PRFIN20071118_225443_000000342063_00287_29900_2461.N1	18-NOV-2007 22:54:43	Bright	34.000	121	29Gam Vir	2.7400	7200.0	68	29900	No

3. Quality information per product

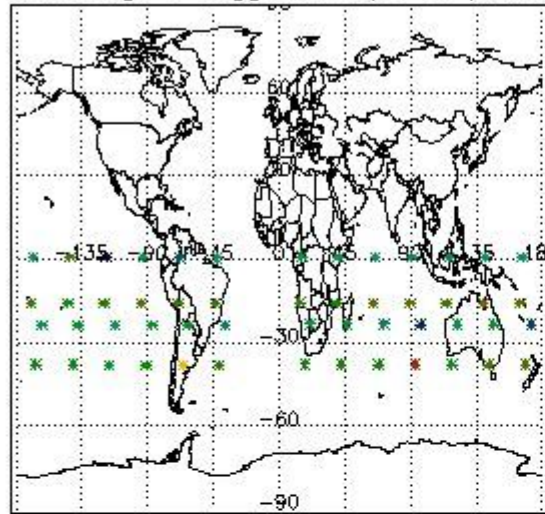
In this section it is plotted some information contained in the Quality Summary data set of the level 2 products. Only products in dark limb conditions and without errors (error flag in the MPH set to "0") are used.

3.1 Plot quality information per product (time dependant)

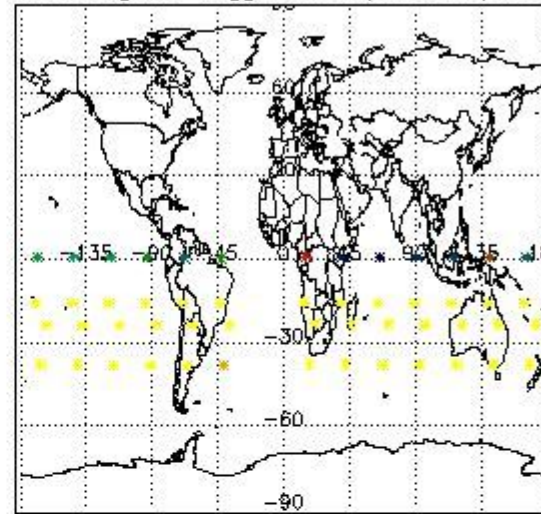


3.2 Plot quality information per product (world map)

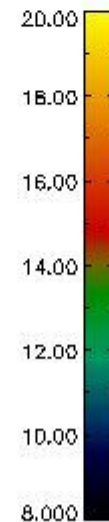
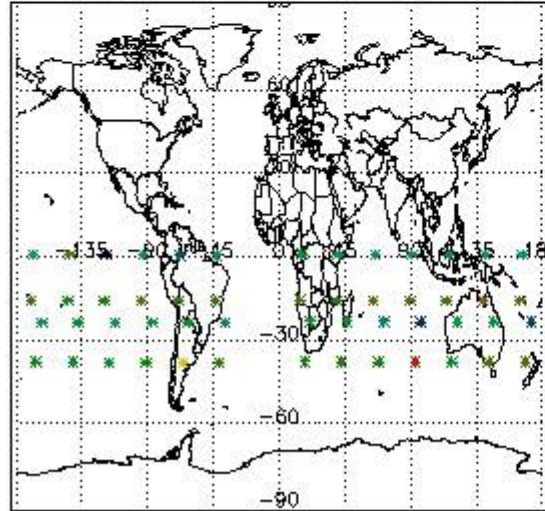
Percentage of flagged data per O3 profile



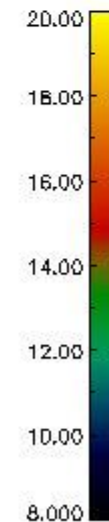
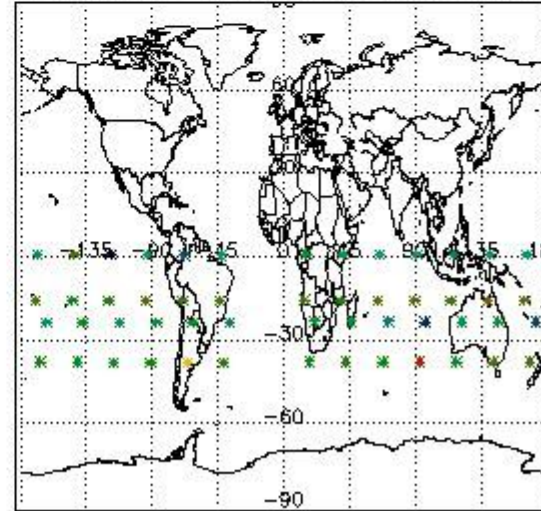
Percentage of flagged data per H2O profile



Percentage of flagged data per NO2 profile



Percentage of flagged data per NO3 profile

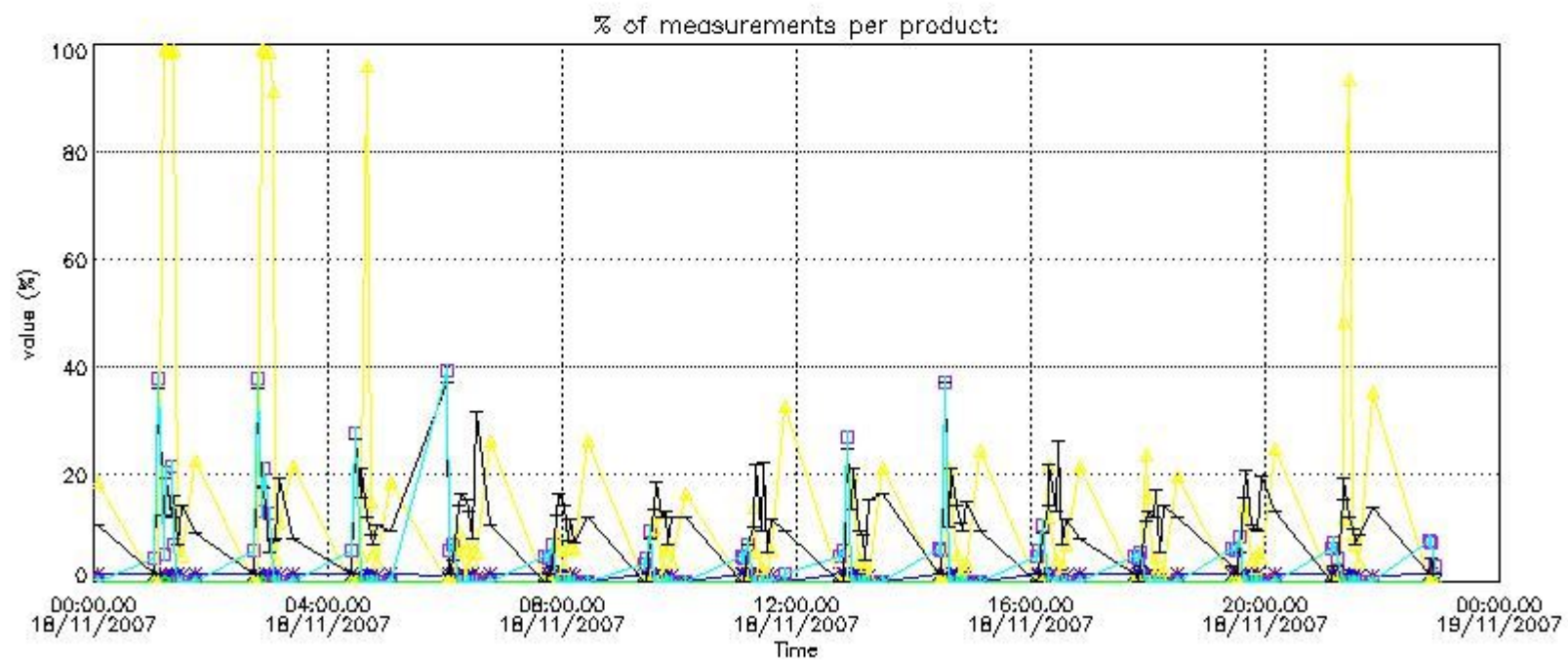


4. Level 1 quality information per product

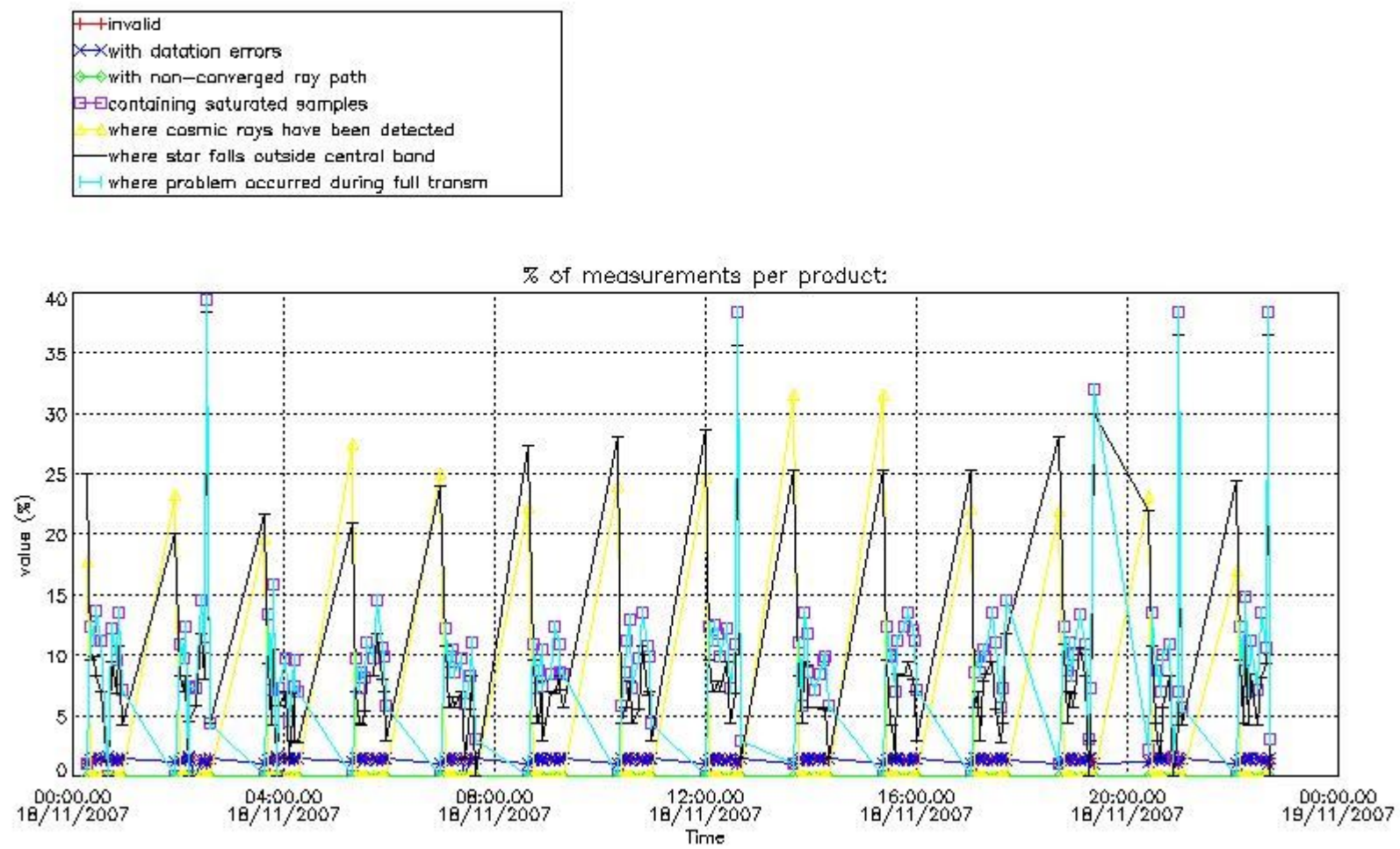
In this section it is plotted some information contained in the Quality Summary data set of the level 2 products that comes from the level 1b processing. Products without errors (error flag in the MPH set to "0") are used.

4.1 Plot quality information per product (time dependant) coming from level 1b processing

4.1.1 Plot level 1 quality information per product (time dependant): ENVISAT ASCENDING passes



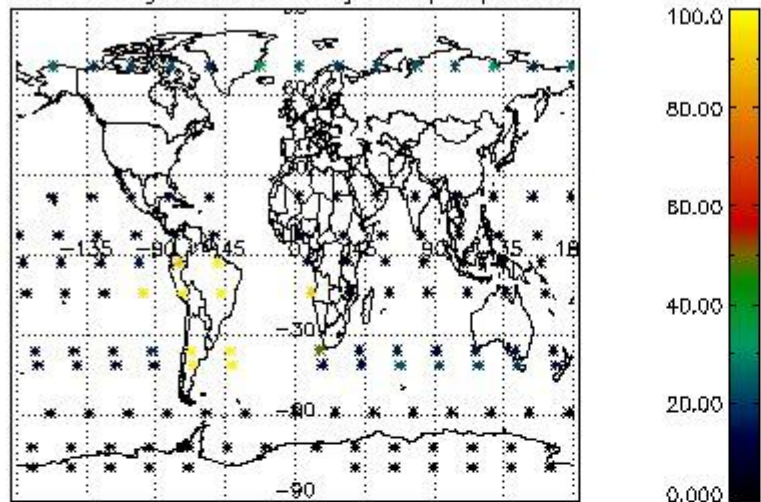
4.1.2 Plot level 1 quality information per product (time dependant): ENVI SAT DESCENDING passes



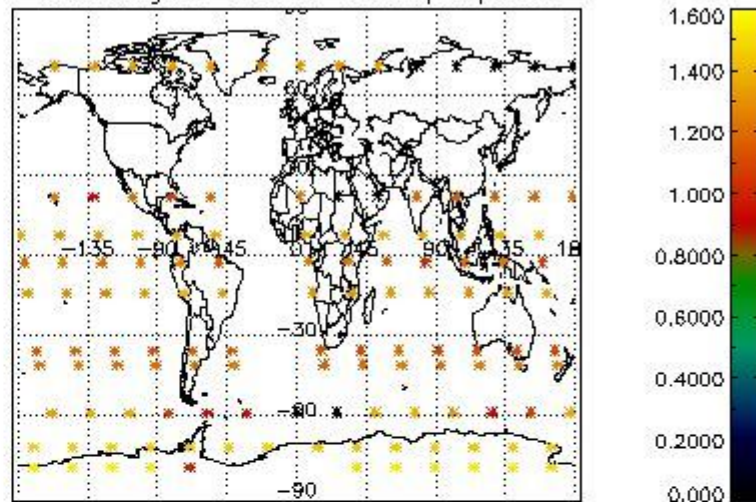
4.2 Plot quality information per product coming from level 1b processing (world map)

4.2.1 Plot level 1 quality information per product (world map): ENVISAT ASCENDING passes

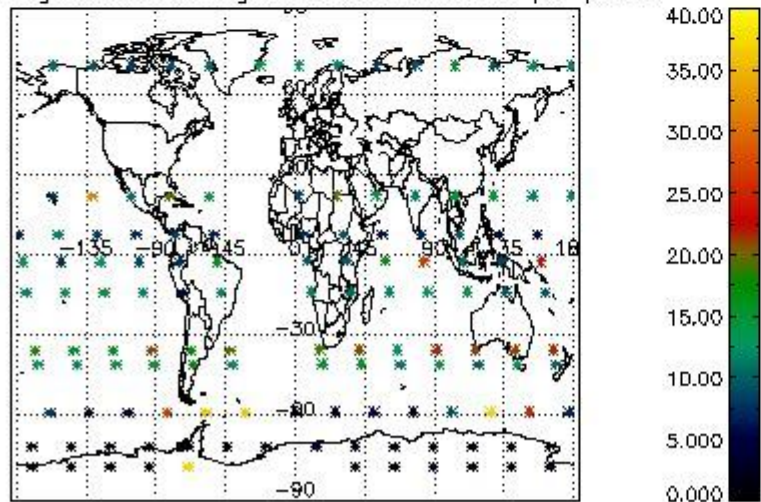
Percentage of cosmic ray hits per profile



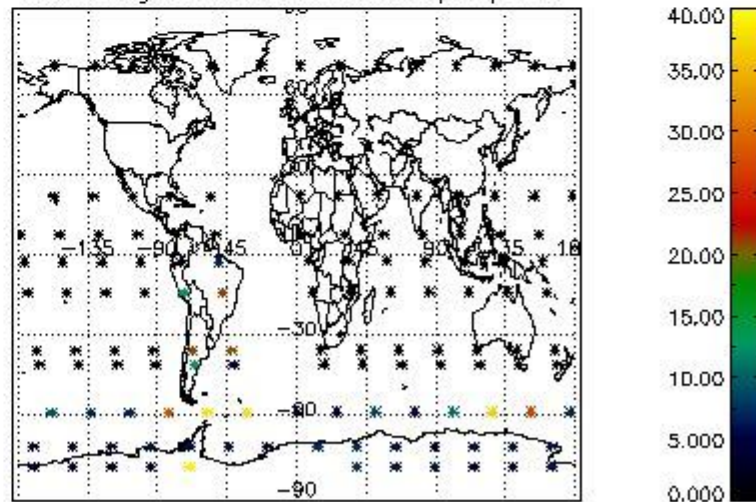
Percentage of datation errors per profile



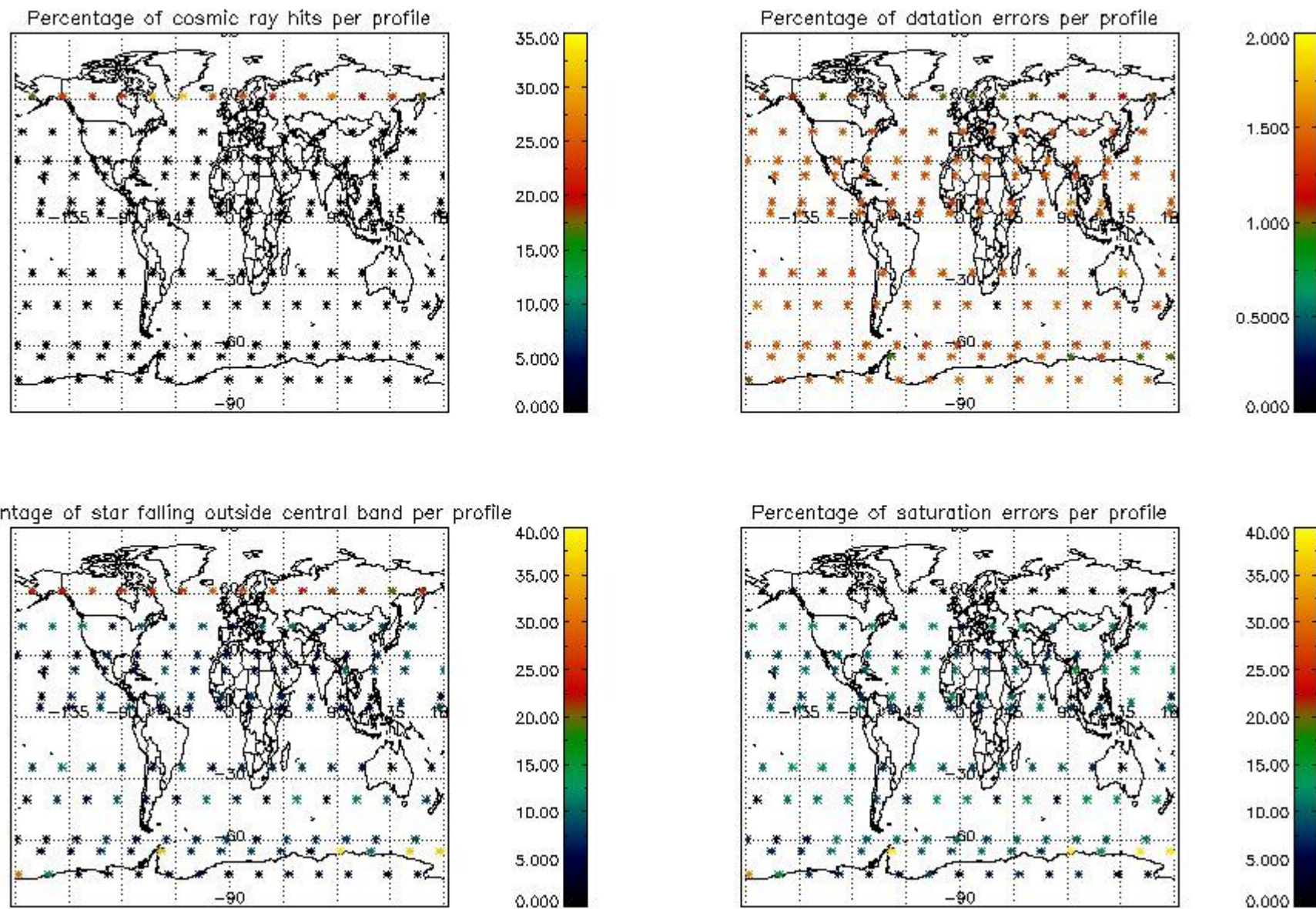
Percentage of star falling outside central band per profile



Percentage of saturation errors per profile



4.2.2 Plot level 1 quality information per product (world map): ENVISAT DESCENDING passes



5. Trace gas profiles

5.1 Ozone statistics based on quality of products

The final quality of the products can be "measured" using the STD (Standard Deviation) attached to every point profile. This information is written to the parameter GOM_NL__2P/NL_LOCAL_SPECIES_DENSITY/o3_std of the level 2 products. The table below shows the statistics for given STD ranges.

The statistics are given with respect to the overall valid production:

- Products without fatal errors: GOM_NL__2P/MPH/PRODUCT_ERR=0
- Valid point profile: GOM_NL__2P/NL_LOCAL_SPECIES_DENSITY/pcd(0)=0

The 'Criteria' is applied to valid points of dark limb products:

- Products in dark limb illumination condition: GOM_NL__2P/NL_SUMMARY_QUALITY/obs_ill_cond=0
- Products without fatal errors: GOM_NL__2P/MPH/PRODUCT_ERR=0
- Valid point profile: GOM_NL__2P/NL_LOCAL_SPECIES_DENSITY/pcd(0)=0

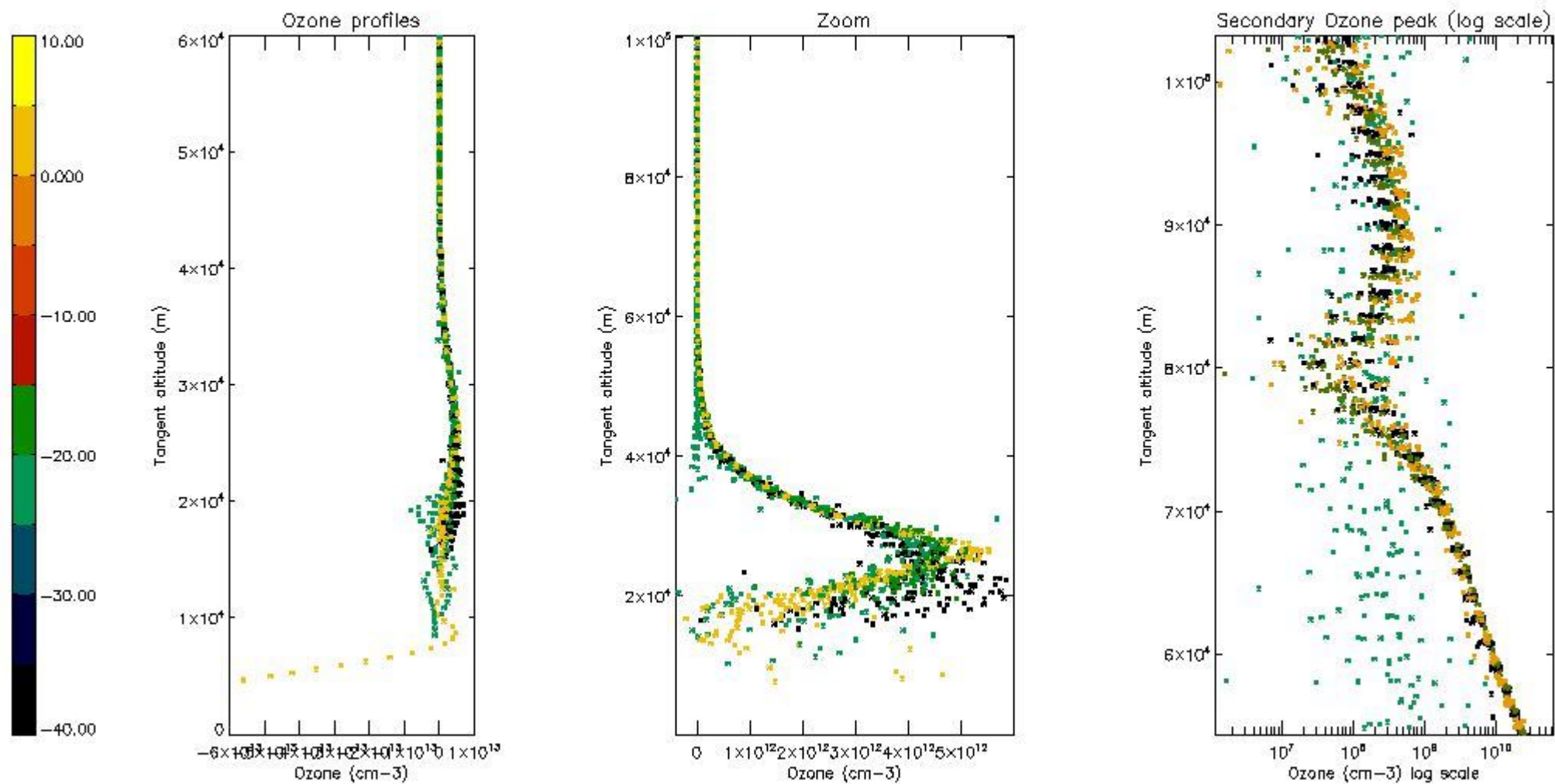
So, the table below shows the percentage of dark limb and valid observations for each criteria with respect to the overall valid daily observations.

Criteria	% of total production
All STD	20
STD < 20	10

STD < 10	8
STD < 5	3

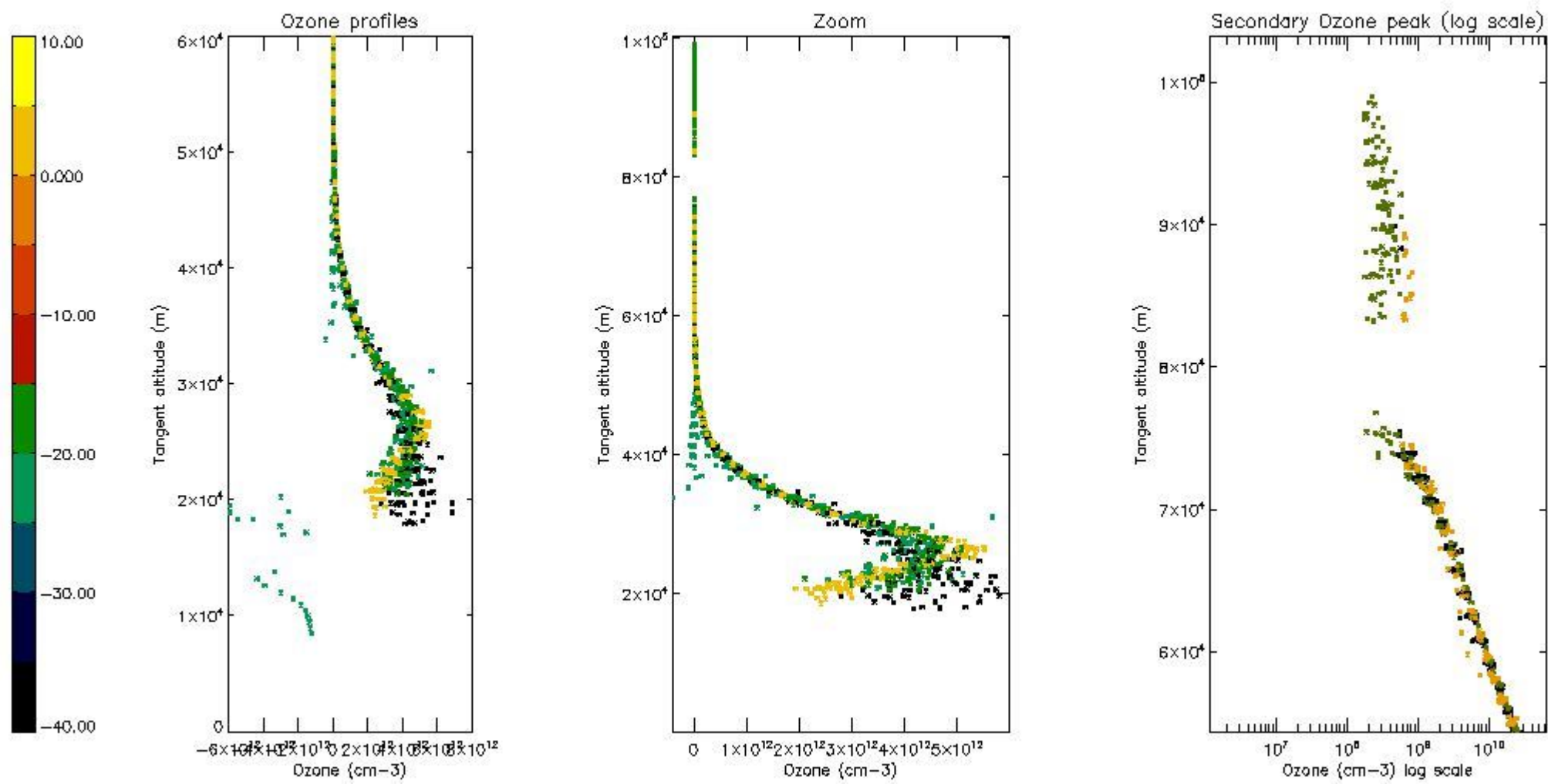
5.2 Plot ozone profiles for all STD (dark without errors)

The colorbar represents the latitude.



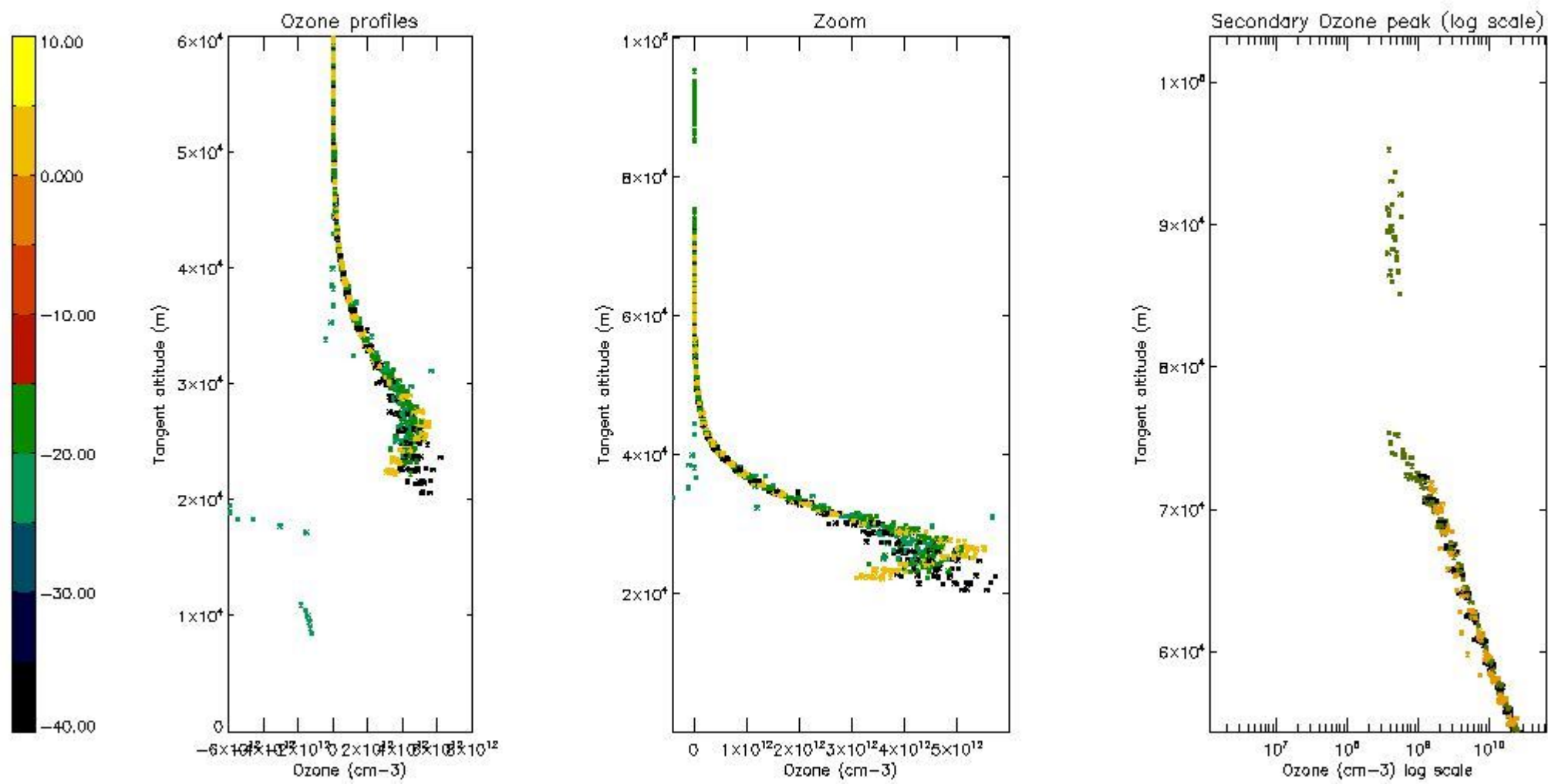
5.3 Plot ozone profiles where STD < 20% (dark without errors)

The colorbar represents the latitude.



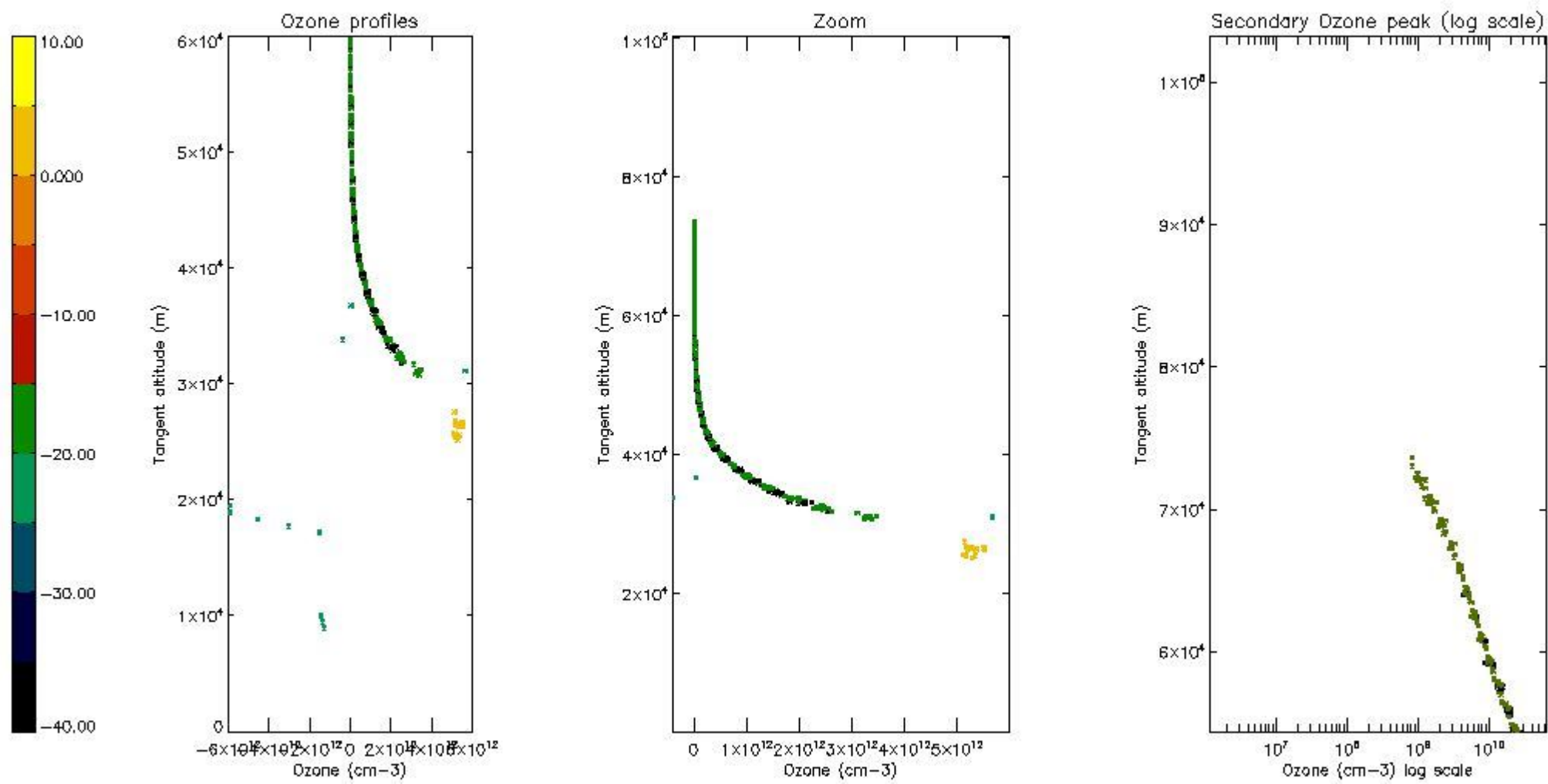
5.4 Plot ozone profiles where STD < 10% (dark without errors)

The colorbar represents the latitude.



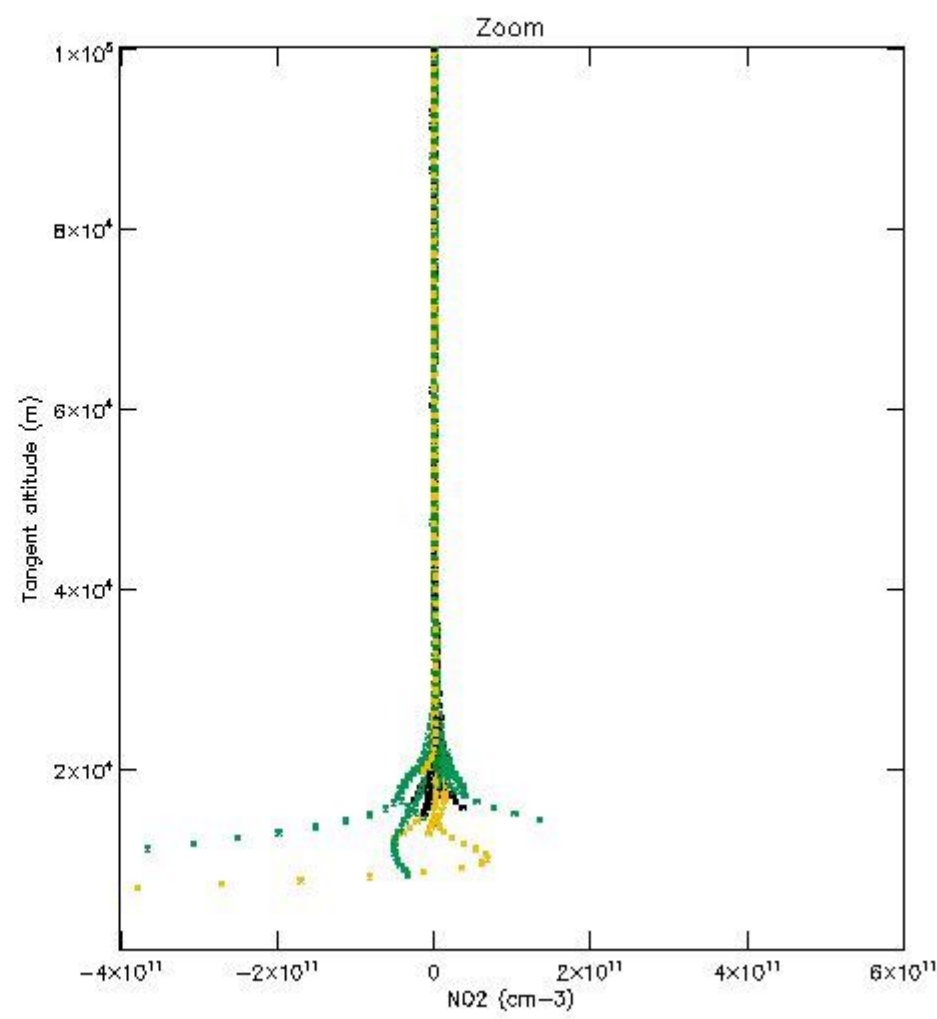
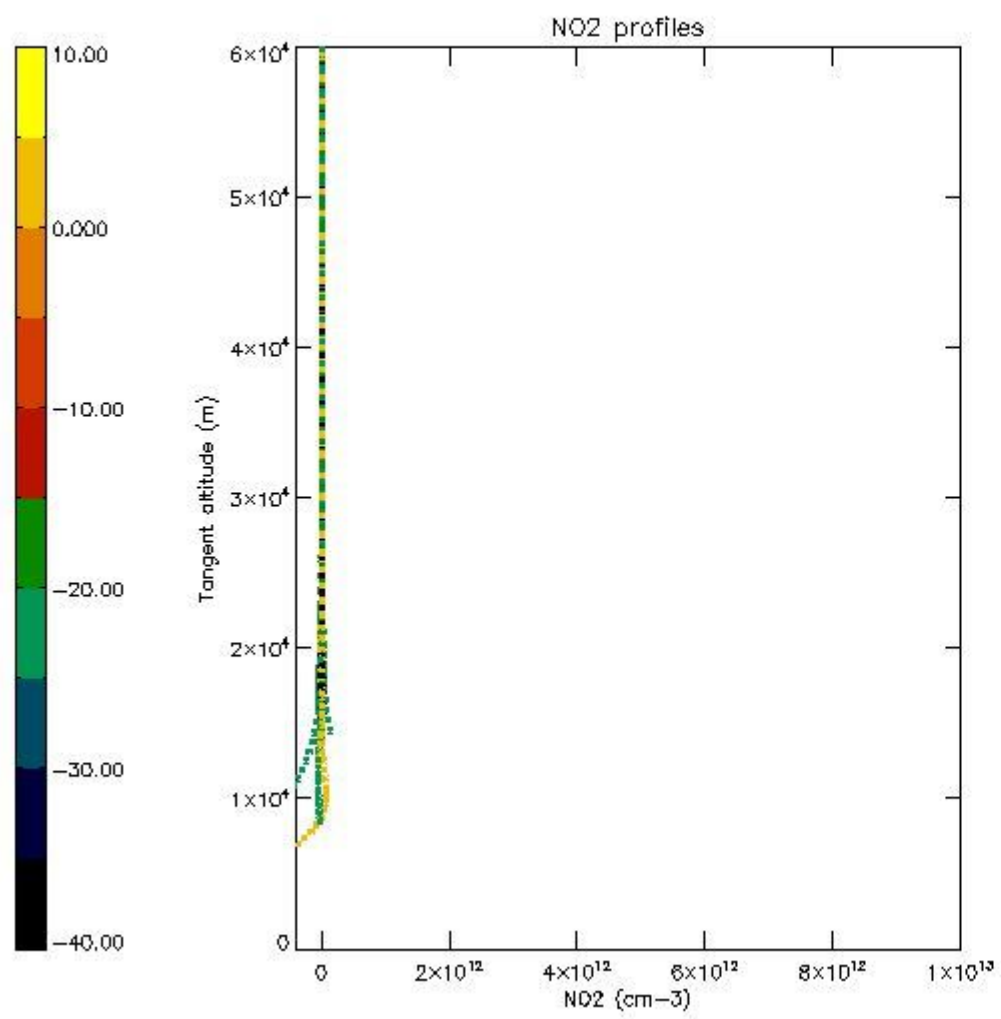
5.5 Plot ozone profiles where STD < 5% (dark without errors)

The colorbar represents the latitude.



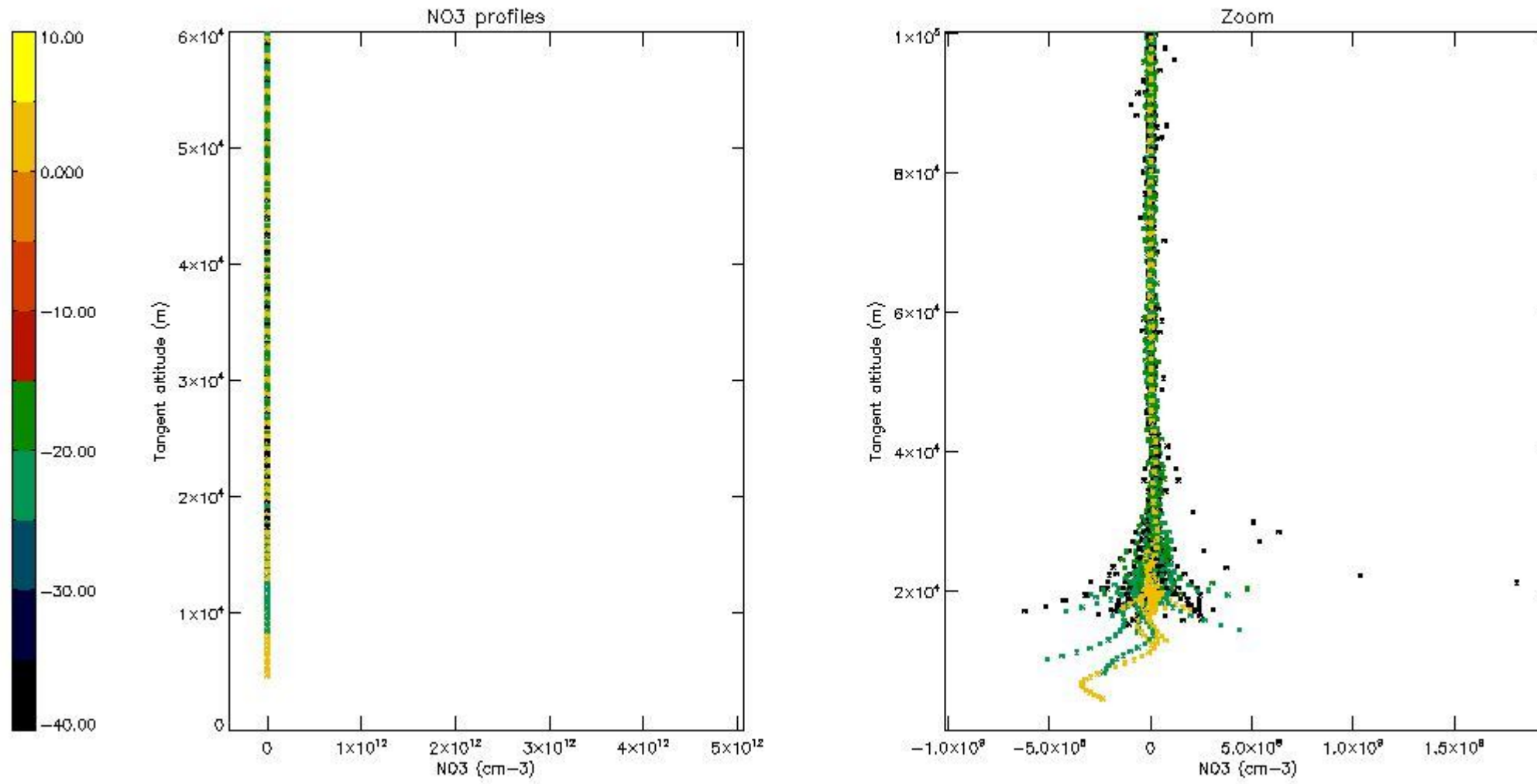
5.6 Plot NO₂ profiles for all STD (dark without errors)

The colorbar represents the latitude.



5.7 Plot NO3 profiles for all STD (dark without errors)

The colorbar represents the latitude.



6. Auxiliary Data Files used for the production reported in section 2

The number reported in the third column indicates since which file (see list in section 2) the corresponding auxiliary file has been used. The fourth column is the date of those product files.

Type	Auxiliary Filename	Used since product	Used since product date
INST_PHYS_CHARACTERISTICS	GOM_INS_AXVIEC20091111_143220_20030716_120000_20500101_000000	1	18-NOV-2007 00:03:06
LEVEL-2_PROC_CONFIG	GOM_PR2_AXVIEC20091111_152718_20020301_000000_20500101_000000	1	18-NOV-2007 00:03:06
CROSS_SECTIONS_FILE	GOM_CRS_AXVIEC20091111_154832_20020301_000000_20500101_000000	1	18-NOV-2007 00:03:06

GOMOS Level 2 Daily Report

SUMMARY

[1. General Info](#)

[2. Summary of processed GOM_NL_2P products](#)

[3. Level 2 Quality information per product](#)

[3.1 Plot of level 2 quality information per product \(time dependant\)](#)

[3.2 Plot of level 2 quality information per product \(world map\)](#)

[4. Level 1 Quality information per product \(stored on level 2 products\)](#)

[4.1 Plot of level 1 quality information per product \(time dependant\)](#)

[4.1.1 Plot of level 1 quality information per product \(time dependant\): ASCENDING](#)

[4.1.2 Plot of level 1 quality information per product \(time dependant\): DESCENDING](#)

[4.2 Plot of level 1 quality information per product \(world map\)](#)

[4.2.1 Plot of level 1 quality information per product \(world map\): ASCENDING](#)

[4.2.2 Plot of level 1 quality information per product \(world map\): DESCENDING](#)

[5. Ozone profiles based on quality statistics and other trace gas profiles](#)

[5.1 Ozone statistics based on quality of products](#)

[5.2 Plot ozone profiles for all STD \(dark without errors\)](#)

[5.3 Plot ozone profiles where STD < 20% \(dark without errors\)](#)

[5.4. Plot ozone profiles where STD < 10% \(dark without errors\)](#)

[5.5. Plot ozone profiles where STD < 5% \(dark without errors\)](#)

[5.6 Plot NO2 profiles for all STD \(dark without errors\)](#)

[5.7 Plot NO3 profiles for all STD \(dark without errors\)](#)

[5.8 Plot H2O profiles \(only for occultations of stars 1,2,3,4,13,14,16,26,63 dark without errors\) for all STD](#)

[6. Auxiliary Data Files used for the production reported in section 2](#)

This report presents the daily analysis on parameters extracted from GOMOS level 2 data (GOM_NL__2P). It is intended to monitor some important parameters that will impact the quality of these products. A list of level 2 products (and content) that have arrived during the reporting day to the PCF is also given.

Item	Value
Time of report generation	23APR2013 11:35:49
Data source version	GOMOS/6.01
Start time of products	18-11-2007 (18NOV2007 00:00:00)
Stop time of products	19-11-2007 (19NOV2007 00:00:00)
Store outputs in DB	Yes
Nb of level 2 prods	284
Nb of prods with errors	0

2. Summary of processed GOM_NL__2P products.

Nr	Filename	UTC Start time	Limb	Duration	Star Id	Star Name	Star Mag	Star Temp	Nb Meas	Orbit	Prod. error
1	GOM_NL__2PRFIN20071118_000306_000000382063_00274_29887_2306.N1	18-NOV-2007 00:03:06	Straylight	37.500	157	The1Eri	2.9060	9300.0	75	29887	No
2	GOM_NL__2PRFIN20071118_001553_000000482063_00274_29887_2307.N1	18-NOV-2007 00:15:53	Twilight	48.000	94	92Alp Cet	2.5260	3100.0	96	29887	No
3	GOM_NL__2PRFIN20071118_002045_000000372063_00274_29887_2308.N1	18-NOV-2007 00:20:45	Bright	36.500	105	6Bet Ari	2.6450	8900.0	73	29887	No
4	GOM_NL__2PRFIN20071118_002442_000000362063_00274_29887_2309.N1	18-NOV-2007 00:24:42	Bright	35.500	173	4Bet Tri	3.0040	8900.0	71	29887	No
5	GOM_NL__2PRFIN20071118_002646_000000372063_00274_29887_2310.N1	18-NOV-2007 00:26:46	Bright	36.500	73	57Gam1And	2.2600	13100.0	73	29887	No
6	GOM_NL__2PRFIN20071118_003113_000000362063_00274_29887_2311.N1	18-NOV-2007 00:31:13	Bright	35.500	68	18Alp Cas	2.2250	4500.0	71	29887	No
7	GOM_NL__2PRFIN20071118_004001_000000322063_00274_29887_2312.N1	18-NOV-2007 00:40:01	Bright	32.000	49	1Alp UMi	1.9900	6300.0	64	29887	No
8	GOM_NL__2PRFIN20071118_004426_000000372063_00274_29887_2313.N1	18-NOV-2007 00:44:26	Bright	37.000	60	7Bet UMi	2.0810	3950.0	74	29887	No
9	GOM_NL__2PRFIN20071118_005001_000000372063_00274_29887_2314.N1	18-NOV-2007 00:50:01	Bright	36.500	32	77Eps UMa	1.7630	11000.0	73	29887	No
10	GOM_NL__2PRFIN20071118_005142_000000372063_00274_29887_2315.N1	18-NOV-2007 00:51:42	Bright	37.000	39	85Eta UMa	1.8540	24000.0	74	29887	No
11	GOM_NL__2PRFIN20071118_005511_000000352063_00274_29887_2316.N1	18-NOV-2007 00:55:11	Bright	35.000	152	12Alp2CVn	2.8900	11000.0	70	29887	No
12	GOM_NL__2PRFIN20071118_010259_000000342063_00274_29887_2317.N1	18-NOV-2007 01:02:59	Bright	34.000	138	47Eps Vir	2.8280	4700.0	68	29887	No
13	GOM_NL__2PRFIN20071118_010651_000000542063_00274_29887_2318.N1	18-NOV-2007 01:06:51	Bright	54.000	121	29Gam Vir	2.7400	7200.0	108	29887	No
14	GOM_NL__2PRFIN20071118_011157_000000412063_00274_29887_2319.N1	18-NOV-2007 01:11:57	Twilight	40.500	100	4Gam Crv	2.5800	13100.0	81	29887	No
15	GOM_NL__2PRFIN20071118_011329_000000442063_00274_29887_2320.N1	18-NOV-2007 01:13:29	Twilight	44.000	171	2Eps Crv	3.0010	4250.0	88	29887	No
16	GOM_NL__2PRFIN20071118_011936_000000382063_00274_29887_2321.N1	18-NOV-2007 01:19:36	Dark	37.500	64	Gam Cen	2.2000	10600.0	75	29887	No
17	GOM_NL__2PRFIN20071118_012247_000000442063_00274_29887_2322.N1	18-NOV-2007 01:22:47	Dark	44.000	113	Mu Vel	2.6920	5000.0	88	29887	No
18	GOM_NL__2PRFIN20071118_012538_000000372063_00275_29888_2319.N1	18-NOV-2007 01:25:38	Dark	37.000	124	The Car	2.7640	30000.0	74	29888	No
19	GOM_NL__2PRFIN20071118_012939_000000432063_00275_29888_2320.N1	18-NOV-2007 01:29:39	Dark	42.500	41	Eps Car	1.8600	4100.0	85	29888	No
20	GOM_NL__2PRFIN20071118_014342_000000382063_00275_29888_2321.N1	18-NOV-2007 01:43:42	Straylight	38.000	157	The1Eri	2.9060	9300.0	76	29888	No
21	GOM_NL__2PRFIN20071118_015629_000000452063_00275_29888_2322.N1	18-NOV-2007 01:56:29	Twilight	45.000	94	92Alp Cet	2.5260	3100.0	90	29888	No
22	GOM_NL__2PRFIN20071118_020121_000000372063_00275_29888_2323.N1	18-NOV-2007 02:01:21	Bright	36.500	105	6Bet Ari	2.6450	8900.0	73	29888	No
23	GOM_NL__2PRFIN20071118_020518_000000362063_00275_29888_2324.N1	18-NOV-2007 02:05:18	Bright	36.000	173	4Bet Tri	3.0040	8900.0	72	29888	No
24	GOM_NL__2PRFIN20071118_020722_000000372063_00275_29888_2325.N1	18-NOV-2007 02:07:22	Bright	36.500	73	57Gam1And	2.2600	13100.0	73	29888	No
25	GOM_NL__2PRFIN20071118_021102_000000312063_00275_29888_2326.N1	18-NOV-2007 02:11:02	Bright	31.000	160	23Gam Per	2.9300	4700.0	62	29888	No
26	GOM_NL__2PRFIN20071118_021227_000000342063_00275_29888_2327.N1	18-NOV-2007 02:12:27	Bright	33.500	110	37Del Cas	2.6780	8900.0	67	29888	No
27	GOM_NL__2PRFIN20071118_022037_000000352063_00275_29888_2328.N1	18-NOV-2007 02:20:37	Bright	34.500	49	1Alp UMi	1.9900	6300.0	69	29888	No
28	GOM_NL__2PRFIN20071118_022502_000000382063_00275_29888_2329.N1	18-NOV-2007 02:25:02	Bright	38.000	60	7Bet UMi	2.0810	3950.0	76	29888	No
29	GOM_NL__2PRFIN20071118_023037_000000382063_00275_29888_2330.N1	18-NOV-2007 02:30:37	Bright	37.500	32	77Eps UMa	1.7630	11000.0	75	29888	No
30	GOM_NL__2PRFIN20071118_023219_000000522063_00275_29888_2331.N1	18-NOV-2007 02:32:19	Bright	52.000	39	85Eta UMa	1.8540	24000.0	104	29888	No
31	GOM_NL__2PRFIN20071118_023547_000000352063_00275_29888_2332.N1	18-NOV-2007 02:35:47	Bright	34.500	152	12Alp2CVn	2.8900	11000.0	69	29888	No
32	GOM_NL__2PRFIN20071118_024335_000000352063_00275_29888_2333.N1	18-NOV-2007 02:43:35	Bright	34.500	138	47Eps Vir	2.8280	4700.0	69	29888	No
33	GOM_NL__2PRFIN20071118_024727_000000542063_00275_29888_2334.N1	18-NOV-2007 02:47:27	Bright	54.000	121	29Gam Vir	2.7400	7200.0	108	29888	No
34	GOM_NL__2PRFIN20071118_025233_000000422063_00275_29888_2335.N1	18-NOV-2007 02:52:33	Twilight	42.000	100	4Gam Crv	2.5800	13100.0	84	29888	No
35	GOM_NL__2PRFIN20071118_025405_000000432063_00275_29888_2336.N1	18-NOV-2007 02:54:05	Twilight	43.000	171	2Eps Crv	3.0010	4250.0	86	29888	No
36	GOM_NL__2PRFIN20071118_030012_000000362063_00275_29888_2337.N1	18-NOV-2007 03:00:12	Dark	35.500	64	Gam Cen	2.2000	10600.0	71	29888	No
37	GOM_NL__2PRFIN20071118_030323_000000402063_00275_29888_2338.N1	18-NOV-2007 03:03:23	Dark	39.500	113	Mu Vel	2.6920	5000.0	79	29888	No
38	GOM_NL__2PRFIN20071118_030614_000000372063_00276_29889_2327.N1	18-NOV-2007 03:06:14	Dark	37.000	124	The Car	2.7640	30000.0	74	29889	No
39	GOM_NL__2PRFIN20071118_031015_000000472063_00276_29889_2328.N1	18-NOV-2007 03:10:15	Dark	46.500	41	Eps Car	1.8600	4100.0	93	29889	No
40	GOM_NL__2PRFIN20071118_032418_000000372063_00276_29889_2329.N1	18-NOV-2007 03:24:18	Straylight	37.000	157	The1Eri	2.9060	9300.0	74	29889	No
41	GOM_NL__2PRFIN20071118_033705_000000462063_00276_29889_2330.N1	18-NOV-2007 03:37:05	Twilight	46.000	94	92Alp Cet	2.5260	3100.0	92	29889	No
42	GOM_NL__2PRFIN20071118_034157_000000382063_00276_29889_2331.N1	18-NOV-2007 03:41:57	Bright	37.500	105	6Bet Ari	2.6450	8900.0	75	29889	No

43	GOM_NL__2PRFIN20071118_034554_000000352063_00276_29889_2332.N1	18-NOV-2007 03:45:54	Bright	35.000	173	4Bet Tri	3.0040	8900.0	70	29889	No
44	GOM_NL__2PRFIN20071118_034758_000000382063_00276_29889_2333.N1	18-NOV-2007 03:47:58	Bright	38.000	73	57Gam1And	2.2600	13100.	76	29889	No
45	GOM_NL__2PRFIN20071118_035138_000000312063_00276_29889_2334.N1	18-NOV-2007 03:51:38	Bright	31.000	160	23Gam Per	2.9300	4700.0	62	29889	No
46	GOM_NL__2PRFIN20071118_035303_000000352063_00276_29889_2335.N1	18-NOV-2007 03:53:03	Bright	34.500	110	37Del Cas	2.6780	8900.0	69	29889	No
47	GOM_NL__2PRFIN20071118_040113_000000362063_00276_29889_2336.N1	18-NOV-2007 04:01:13	Bright	36.000	49	1Alp UMi	1.9900	6300.0	72	29889	No
48	GOM_NL__2PRFIN20071118_040538_000000342063_00276_29889_2337.N1	18-NOV-2007 04:05:38	Bright	33.500	60	7Bet UMi	2.0810	3950.0	67	29889	No
49	GOM_NL__2PRFIN20071118_041113_000000372063_00276_29889_2338.N1	18-NOV-2007 04:11:13	Bright	36.500	32	77Eps UMa	1.7630	11000.	73	29889	No
50	GOM_NL__2PRFIN20071118_041254_000000342063_00276_29889_2339.N1	18-NOV-2007 04:12:54	Bright	34.000	39	85Eta UMa	1.8540	24000.	68	29889	No
51	GOM_NL__2PRFIN20071118_041623_000000362063_00276_29889_2340.N1	18-NOV-2007 04:16:23	Bright	35.500	152	12Alp2CVn	2.8900	11000.	71	29889	No
52	GOM_NL__2PRFIN20071118_042412_000000352063_00276_29889_2341.N1	18-NOV-2007 04:24:12	Bright	34.500	138	47Eps Vir	2.8280	4700.0	69	29889	No
53	GOM_NL__2PRFIN20071118_042804_000000472063_00276_29889_2342.N1	18-NOV-2007 04:28:04	Bright	47.000	121	29Gam Vir	2.7400	7200.0	94	29889	No
54	GOM_NL__2PRFIN20071118_043310_000000422063_00276_29889_2343.N1	18-NOV-2007 04:33:10	Twilight	42.000	100	4Gam Crv	2.5800	13100.	84	29889	No
55	GOM_NL__2PRFIN20071118_043442_000000452063_00276_29889_2344.N1	18-NOV-2007 04:34:42	Twilight	45.000	171	2Eps Crv	3.0010	4250.0	90	29889	No
56	GOM_NL__2PRFIN20071118_044049_000000382063_00276_29889_2345.N1	18-NOV-2007 04:40:49	Dark	38.000	64	Gam Cen	2.2000	10600.	76	29889	No
57	GOM_NL__2PRFIN20071118_044400_000000402063_00276_29889_2346.N1	18-NOV-2007 04:44:00	Dark	40.000	113	Mu Vel	2.6920	5000.0	80	29889	No
58	GOM_NL__2PRFIN20071118_044650_000000372063_00277_29890_2335.N1	18-NOV-2007 04:46:50	Dark	36.500	124	The Car	2.7640	30000.	73	29890	No
59	GOM_NL__2PRFIN20071118_045052_000000422063_00277_29890_2336.N1	18-NOV-2007 04:50:52	Dark	42.000	41	Eps Car	1.8600	4100.0	84	29890	No
60	GOM_NL__2PRFIN20071118_050454_000000382063_00277_29890_2337.N1	18-NOV-2007 05:04:54	Straylight	37.500	157	The1Eri	2.9060	9300.0	75	29890	No
61	GOM_NL__2PRFIN20071118_051741_000000462063_00277_29890_2338.N1	18-NOV-2007 05:17:41	Twilight	45.500	94	92Alp Cet	2.5260	3100.0	91	29890	No
62	GOM_NL__2PRFIN20071118_052233_000000362063_00277_29890_2339.N1	18-NOV-2007 05:22:33	Bright	36.000	105	6Bet Ari	2.6450	8900.0	72	29890	No
63	GOM_NL__2PRFIN20071118_052630_000000352063_00277_29890_2340.N1	18-NOV-2007 05:26:30	Bright	34.500	173	4Bet Tri	3.0040	8900.0	69	29890	No
64	GOM_NL__2PRFIN20071118_052834_000000352063_00277_29890_2341.N1	18-NOV-2007 05:28:34	Bright	35.000	73	57Gam1And	2.2600	13100.	70	29890	No
65	GOM_NL__2PRFIN20071118_053213_000000372063_00277_29890_2342.N1	18-NOV-2007 05:32:13	Bright	37.000	160	23Gam Per	2.9300	4700.0	74	29890	No
66	GOM_NL__2PRFIN20071118_053340_000000362063_00277_29890_2343.N1	18-NOV-2007 05:33:40	Bright	36.000	110	37Del Cas	2.6780	8900.0	72	29890	No
67	GOM_NL__2PRFIN20071118_054149_000000362063_00277_29890_2344.N1	18-NOV-2007 05:41:49	Bright	36.000	49	1Alp UMi	1.9900	6300.0	72	29890	No
68	GOM_NL__2PRFIN20071118_054614_000000382063_00277_29890_2345.N1	18-NOV-2007 05:46:14	Bright	38.000	60	7Bet UMi	2.0810	3950.0	76	29890	No
69	GOM_NL__2PRFIN20071118_055149_000000382063_00277_29890_2346.N1	18-NOV-2007 05:51:49	Bright	37.500	32	77Eps UMa	1.7630	11000.	75	29890	No
70	GOM_NL__2PRFIN20071118_055331_000000362063_00277_29890_2347.N1	18-NOV-2007 05:53:31	Bright	35.500	39	85Eta UMa	1.8540	24000.	71	29890	No
71	GOM_NL__2PRFIN20071118_055659_000000352063_00277_29890_2348.N1	18-NOV-2007 05:56:59	Bright	34.500	152	12Alp2CVn	2.8900	11000.	69	29890	No
72	GOM_NL__2PRFIN20071118_060204_000000512063_00277_29890_2349.N1	18-NOV-2007 06:02:04	Bright	51.000	111	8Eta Boo	2.6800	6000.0	102	29890	No
73	GOM_NL__2PRFIN20071118_060448_000000352063_00277_29890_2350.N1	18-NOV-2007 06:04:48	Bright	34.500	138	47Eps Vir	2.8280	4700.0	69	29890	No
74	GOM_NL__2PRFIN20071118_060840_000000372063_00277_29890_2351.N1	18-NOV-2007 06:08:40	Bright	36.500	121	29Gam Vir	2.7400	7200.0	73	29890	No
75	GOM_NL__2PRFIN20071118_061346_000000422063_00277_29890_2352.N1	18-NOV-2007 06:13:46	Twilight	42.000	100	4Gam Crv	2.5800	13100.	84	29890	No
76	GOM_NL__2PRFIN20071118_061518_000000432063_00277_29890_2353.N1	18-NOV-2007 06:15:18	Twilight	43.000	171	2Eps Crv	3.0010	4250.0	86	29890	No
77	GOM_NL__2PRFIN20071118_062125_000000402063_00277_29890_2354.N1	18-NOV-2007 06:21:25	Dark	39.500	64	Gam Cen	2.2000	10600.	79	29890	No
78	GOM_NL__2PRFIN20071118_062436_000000422063_00277_29890_2355.N1	18-NOV-2007 06:24:36	Dark	42.000	113	Mu Vel	2.6920	5000.0	84	29890	No
79	GOM_NL__2PRFIN20071118_062727_000000382063_00278_29891_2343.N1	18-NOV-2007 06:27:27	Dark	37.500	124	The Car	2.7640	30000.	75	29891	No
80	GOM_NL__2PRFIN20071118_063128_000000562063_00278_29891_2344.N1	18-NOV-2007 06:31:28	Dark	55.500	41	Eps Car	1.8600	4100.0	111	29891	No
81	GOM_NL__2PRFIN20071118_064531_000000382063_00278_29891_2345.N1	18-NOV-2007 06:45:31	Straylight	38.000	157	The1Eri	2.9060	9300.0	76	29891	No
82	GOM_NL__2PRFIN20071118_065817_000000482063_00278_29891_2346.N1	18-NOV-2007 06:58:17	Twilight	48.000	94	92Alp Cet	2.5260	3100.0	96	29891	No
83	GOM_NL__2PRFIN20071118_070310_000000372063_00278_29891_2347.N1	18-NOV-2007 07:03:10	Bright	37.000	105	6Bet Ari	2.6450	8900.0	74	29891	No
84	GOM_NL__2PRFIN20071118_070706_000000352063_00278_29891_2348.N1	18-NOV-2007 07:07:06	Bright	35.000	173	4Bet Tri	3.0040	8900.0	70	29891	No
85	GOM_NL__2PRFIN20071118_070910_000000362063_00278_29891_2349.N1	18-NOV-2007 07:09:10	Bright	35.500	73	57Gam1And	2.2600	13100.	71	29891	No
86	GOM_NL__2PRFIN20071118_071249_000000382063_00278_29891_2350.N1	18-NOV-2007 07:12:49	Bright	38.000	160	23Gam Per	2.9300	4700.0	76	29891	No
87	GOM_NL__2PRFIN20071118_071416_000000352063_00278_29891_2351.N1	18-NOV-2007 07:14:16	Bright	35.000	110	37Del Cas	2.6780	8900.0	70	29891	No
88	GOM_NL__2PRFIN20071118_072225_000000362063_00278_29891_2352.N1	18-NOV-2007 07:22:25	Bright	36.000	49	1Alp UMi	1.9900	6300.0	72	29891	No
89	GOM_NL__2PRFIN20071118_072650_000000342063_00278_29891_2353.N1	18-NOV-2007 07:26:50	Bright	33.500	60	7Bet UMi	2.0810	3950.0	67	29891	No
90	GOM_NL__2PRFIN20071118_073225_000000372063_00278_29891_2354.N1	18-NOV-2007 07:32:25	Bright	36.500	32	77Eps UMa	1.7630	11000.	73	29891	No
91	GOM_NL__2PRFIN20071118_073407_000000362063_00278_29891_2355.N1	18-NOV-2007 07:34:07	Bright	36.000	39	85Eta UMa	1.8540	24000.	72	29891	No
92	GOM_NL__2PRFIN20071118_073735_000000342063_00278_29891_2356.N1	18-NOV-2007 07:37:35	Bright	33.500	152	12Alp2CVn	2.8900	11000.	67	29891	No
93	GOM_NL__2PRFIN20071118_074240_000000332063_00278_29891_2357.N1	18-NOV-2007 07:42:40	Bright	32.500	111	8Eta Boo	2.6800	6000.0	65	29891	No
94	GOM_NL__2PRFIN20071118_074524_000000342063_00278_29891_2358.N1	18-NOV-2007 07:45:24	Bright	34.000	138	47Eps Vir	2.8280	4700.0	68	29891	No
95	GOM_NL__2PRFIN20071118_074916_000000372063_00278_29891_2359.N1	18-NOV-2007 07:49:16	Bright	36.500	121	29Gam Vir	2.7400	7200.0	73	29891	No
96	GOM_NL__2PRFIN20071118_075423_000000412063_00278_29891_2360.N1	18-NOV-2007 07:54:23	Twilight	40.500	100	4Gam Crv	2.5800	13100.	81	29891	No
97	GOM_NL__2PRFIN20071118_075555_000000432063_00278_29891_2361.N1	18-NOV-2007 07:55:55	Twilight	43.000	171	2Eps Crv	3.0010	4250.0	86	29891	No
98	GOM_NL__2PRFIN20071118_080201_000000392063_00278_29891_2362.N1	18-NOV-2007 08:02:01	Dark	39.000	64	Gam Cen	2.2000	10600.	78	29891	No
99	GOM_NL__2PRFIN20071118_080513_000000402063_00278_29891_2363.N1	18-NOV-2007 08:05:13	Dark	39.500	113	Mu Vel	2.6920	5000.0	79	29891	No
100	GOM_NL__2PRFIN20071118_080803_000000392063_00279_29892_2360.N1	18-NOV-2007 08:08:03	Dark	38.500	124	The Car	2.7640	30000.	77	29892	No
101	GOM_NL__2PRFIN20071118_081205_000000412063_00279_29892_2361.N1	18-NOV-2007 08:12:05	Dark	40.500	41	Eps Car	1.8600	4100.0	81	29892	No

102	GOM_NL__2PRFIN20071118_082607_000000382063_00279_29892_2362.N1	18-NOV-2007 08:26:07	Straylight	38.000	157	The1Eri	2.9060	9300.0	76	29892	No
103	GOM_NL__2PRFIN20071118_083853_000000502063_00279_29892_2363.N1	18-NOV-2007 08:38:53	Twilight	49.500	94	92Alp Cet	2.5260	3100.0	99	29892	No
104	GOM_NL__2PRFIN20071118_084346_000000372063_00279_29892_2364.N1	18-NOV-2007 08:43:46	Bright	36.500	105	6Bet Ari	2.6450	8900.0	73	29892	No
105	GOM_NL__2PRFIN20071118_084742_000000352063_00279_29892_2365.N1	18-NOV-2007 08:47:42	Bright	34.500	173	4Bet Tri	3.0040	8900.0	69	29892	No
106	GOM_NL__2PRFIN20071118_084946_000000352063_00279_29892_2366.N1	18-NOV-2007 08:49:46	Bright	34.500	73	57Gam1And	2.2600	13100.	69	29892	No
107	GOM_NL__2PRFIN20071118_085325_000000382063_00279_29892_2367.N1	18-NOV-2007 08:53:25	Bright	38.000	160	23Gam Per	2.9300	4700.0	76	29892	No
108	GOM_NL__2PRFIN20071118_085451_000000342063_00279_29892_2368.N1	18-NOV-2007 08:54:51	Bright	34.000	110	37Del Cas	2.6780	8900.0	68	29892	No
109	GOM_NL__2PRFIN20071118_090301_000000362063_00279_29892_2369.N1	18-NOV-2007 09:03:01	Bright	35.500	49	1Alp UMi	1.9900	6300.0	71	29892	No
110	GOM_NL__2PRFIN20071118_090726_000000372063_00279_29892_2370.N1	18-NOV-2007 09:07:26	Bright	36.500	60	7Bet UMi	2.0810	3950.0	73	29892	No
111	GOM_NL__2PRFIN20071118_091301_000000372063_00279_29892_2371.N1	18-NOV-2007 09:13:01	Bright	36.500	32	77Eps UMa	1.7630	11000.	73	29892	No
112	GOM_NL__2PRFIN20071118_091443_000000352063_00279_29892_2372.N1	18-NOV-2007 09:14:43	Bright	35.000	39	85Eta UMa	1.8540	24000.	70	29892	No
113	GOM_NL__2PRFIN20071118_091811_000000362063_00279_29892_2373.N1	18-NOV-2007 09:18:11	Bright	35.500	152	12Alp2CVn	2.8900	11000.	71	29892	No
114	GOM_NL__2PRFIN20071118_092316_000000322063_00279_29892_2374.N1	18-NOV-2007 09:23:16	Bright	32.000	111	8Eta Boo	2.6800	6000.0	64	29892	No
115	GOM_NL__2PRFIN20071118_092600_000000342063_00279_29892_2375.N1	18-NOV-2007 09:26:00	Bright	34.000	138	47Eps Vir	2.8280	4700.0	68	29892	No
116	GOM_NL__2PRFIN20071118_092953_000000382063_00279_29892_2376.N1	18-NOV-2007 09:29:53	Bright	37.500	121	29Gam Vir	2.7400	7200.0	75	29892	No
117	GOM_NL__2PRFIN20071118_093459_000000412063_00279_29892_2377.N1	18-NOV-2007 09:34:59	Twilight	41.000	100	4Gam Crv	2.5800	13100.	82	29892	No
118	GOM_NL__2PRFIN20071118_093631_000000442063_00279_29892_2378.N1	18-NOV-2007 09:36:31	Twilight	43.500	171	2Eps Crv	3.0010	4250.0	87	29892	No
119	GOM_NL__2PRFIN20071118_094237_000000382063_00279_29892_2379.N1	18-NOV-2007 09:42:37	Dark	38.000	64	Gam Cen	2.2000	10600.	76	29892	No
120	GOM_NL__2PRFIN20071118_094549_000000422063_00279_29892_2380.N1	18-NOV-2007 09:45:49	Dark	42.000	113	Mu Vel	2.6920	5000.0	84	29892	No
121	GOM_NL__2PRFIN20071118_094839_000000372063_00280_29893_2593.N1	18-NOV-2007 09:48:39	Dark	37.000	124	The Car	2.7640	30000.	74	29893	No
122	GOM_NL__2PRFIN20071118_095242_000000422063_00280_29893_2594.N1	18-NOV-2007 09:52:42	Dark	42.000	41	Eps Car	1.8600	4100.0	84	29893	No
123	GOM_NL__2PRFIN20071118_100643_000000372063_00280_29893_2595.N1	18-NOV-2007 10:06:43	Straylight	37.000	157	The1Eri	2.9060	9300.0	74	29893	No
124	GOM_NL__2PRFIN20071118_101928_000000502063_00280_29893_2596.N1	18-NOV-2007 10:19:28	Twilight	50.000	94	92Alp Cet	2.5260	3100.0	100	29893	No
125	GOM_NL__2PRFIN20071118_102421_000000352063_00280_29893_2597.N1	18-NOV-2007 10:24:21	Bright	34.500	105	6Bet Ari	2.6450	8900.0	69	29893	No
126	GOM_NL__2PRFIN20071118_102818_000000352063_00280_29893_2598.N1	18-NOV-2007 10:28:18	Bright	35.000	173	4Bet Tri	3.0040	8900.0	70	29893	No
127	GOM_NL__2PRFIN20071118_103022_000000362063_00280_29893_2599.N1	18-NOV-2007 10:30:22	Bright	35.500	73	57Gam1And	2.2600	13100.	71	29893	No
128	GOM_NL__2PRFIN20071118_103400_000000392063_00280_29893_2600.N1	18-NOV-2007 10:34:00	Bright	38.500	160	23Gam Per	2.9300	4700.0	77	29893	No
129	GOM_NL__2PRFIN20071118_103527_000000352063_00280_29893_2601.N1	18-NOV-2007 10:35:27	Bright	34.500	110	37Del Cas	2.6780	8900.0	69	29893	No
130	GOM_NL__2PRFIN20071118_104337_000000362063_00280_29893_2602.N1	18-NOV-2007 10:43:37	Bright	36.000	49	1Alp UMi	1.9900	6300.0	72	29893	No
131	GOM_NL__2PRFIN20071118_104802_000000372063_00280_29893_2603.N1	18-NOV-2007 10:48:02	Bright	37.000	60	7Bet UMi	2.0810	3950.0	74	29893	No
132	GOM_NL__2PRFIN20071118_105336_000000372063_00280_29893_2604.N1	18-NOV-2007 10:53:36	Bright	37.000	32	77Eps UMa	1.7630	11000.	74	29893	No
133	GOM_NL__2PRFIN20071118_105519_000000362063_00280_29893_2605.N1	18-NOV-2007 10:55:19	Bright	35.500	39	85Eta UMa	1.8540	24000.	71	29893	No
134	GOM_NL__2PRFIN20071118_105847_000000352063_00280_29893_2606.N1	18-NOV-2007 10:58:47	Bright	34.500	152	12Alp2CVn	2.8900	11000.	69	29893	No
135	GOM_NL__2PRFIN20071118_110352_000000332063_00280_29893_2607.N1	18-NOV-2007 11:03:52	Bright	32.500	111	8Eta Boo	2.6800	6000.0	65	29893	No
136	GOM_NL__2PRFIN20071118_110636_000000342063_00280_29893_2608.N1	18-NOV-2007 11:06:36	Bright	34.000	138	47Eps Vir	2.8280	4700.0	68	29893	No
137	GOM_NL__2PRFIN20071118_111029_000000372063_00280_29893_2609.N1	18-NOV-2007 11:10:29	Bright	36.500	121	29Gam Vir	2.7400	7200.0	73	29893	No
138	GOM_NL__2PRFIN20071118_111536_000000402063_00280_29893_2610.N1	18-NOV-2007 11:15:36	Twilight	40.000	100	4Gam Crv	2.5800	13100.	80	29893	No
139	GOM_NL__2PRFIN20071118_111707_000000462063_00280_29893_2611.N1	18-NOV-2007 11:17:07	Twilight	46.000	171	2Eps Crv	3.0010	4250.0	92	29893	No
140	GOM_NL__2PRFIN20071118_112313_000000372063_00280_29893_2612.N1	18-NOV-2007 11:23:13	Dark	37.000	64	Gam Cen	2.2000	10600.	74	29893	No
141	GOM_NL__2PRFIN20071118_112626_000000482063_00280_29893_2613.N1	18-NOV-2007 11:26:26	Dark	47.500	113	Mu Vel	2.6920	5000.0	95	29893	No
142	GOM_NL__2PRFIN20071118_112916_000000372063_00281_29894_2373.N1	18-NOV-2007 11:29:16	Dark	36.500	124	The Car	2.7640	30000.	73	29894	No
143	GOM_NL__2PRFIN20071118_113318_000000432063_00281_29894_2374.N1	18-NOV-2007 11:33:18	Dark	42.500	41	Eps Car	1.8600	4100.0	85	29894	No
144	GOM_NL__2PRFIN20071118_114719_000000372063_00281_29894_2375.N1	18-NOV-2007 11:47:19	Straylight	36.500	157	The1Eri	2.9060	9300.0	73	29894	No
145	GOM_NL__2PRFIN20071118_120004_000000512063_00281_29894_2376.N1	18-NOV-2007 12:00:04	Twilight	50.500	94	92Alp Cet	2.5260	3100.0	101	29894	No
146	GOM_NL__2PRFIN20071118_120458_000000372063_00281_29894_2377.N1	18-NOV-2007 12:04:58	Bright	36.500	105	6Bet Ari	2.6450	8900.0	73	29894	No
147	GOM_NL__2PRFIN20071118_120854_000000362063_00281_29894_2378.N1	18-NOV-2007 12:08:54	Bright	35.500	173	4Bet Tri	3.0040	8900.0	71	29894	No
148	GOM_NL__2PRFIN20071118_121058_000000362063_00281_29894_2379.N1	18-NOV-2007 12:10:58	Bright	36.000	73	57Gam1And	2.2600	13100.	72	29894	No
149	GOM_NL__2PRFIN20071118_121436_000000382063_00281_29894_2380.N1	18-NOV-2007 12:14:36	Bright	38.000	160	23Gam Per	2.9300	4700.0	76	29894	No
150	GOM_NL__2PRFIN20071118_121603_000000362063_00281_29894_2381.N1	18-NOV-2007 12:16:03	Bright	35.500	110	37Del Cas	2.6780	8900.0	71	29894	No
151	GOM_NL__2PRFIN20071118_122412_000000372063_00281_29894_2382.N1	18-NOV-2007 12:24:12	Bright	37.000	49	1Alp UMi	1.9900	6300.0	74	29894	No
152	GOM_NL__2PRFIN20071118_122838_000000352063_00281_29894_2383.N1	18-NOV-2007 12:28:38	Bright	34.500	60	7Bet UMi	2.0810	3950.0	69	29894	No
153	GOM_NL__2PRFIN20071118_123412_000000372063_00281_29894_2384.N1	18-NOV-2007 12:34:12	Bright	36.500	32	77Eps UMa	1.7630	11000.	73	29894	No
154	GOM_NL__2PRFIN20071118_123555_000000522063_00281_29894_2385.N1	18-NOV-2007 12:35:55	Bright	52.000	39	85Eta UMa	1.8540	24000.	104	29894	No
155	GOM_NL__2PRFIN20071118_123923_000000352063_00281_29894_2386.N1	18-NOV-2007 12:39:23	Bright	34.500	152	12Alp2CVn	2.8900	11000.	69	29894	No
156	GOM_NL__2PRFIN20071118_124428_000000332063_00281_29894_2387.N1	18-NOV-2007 12:44:28	Bright	32.500	111	8Eta Boo	2.6800	6000.0	65	29894	No
157	GOM_NL__2PRFIN20071118_124712_000000352063_00281_29894_2388.N1	18-NOV-2007 12:47:12	Bright	34.500	138	47Eps Vir	2.8280	4700.0	69	29894	No
158	GOM_NL__2PRFIN20071118_125105_000000472063_00281_29894_2389.N1	18-NOV-2007 12:51:05	Bright	46.500	121	29Gam Vir	2.7400	7200.0	93	29894	No
159	GOM_NL__2PRFIN20071118_125612_000000412063_00281_29894_2390.N1	18-NOV-2007 12:56:12	Twilight	41.000	100	4Gam Crv	2.5800	13100.	82	29894	No
160	GOM_NL__2PRFIN20071118_125744_000000452063_00281_29894_2391.N1	18-NOV-2007 12:57:44	Twilight	45.000	171	2Eps Crv	3.0010	4250.0	90	29894	No

161	GOM_NL__2PRFIN20071118_130350_000000372063_00281_29894_2392.N1	18-NOV-2007 13:03:50	Dark	37.000	64	Gam Cen	2.2000	10600.	74	29894	No
162	GOM_NL__2PRFIN20071118_130703_000000402063_00281_29894_2393.N1	18-NOV-2007 13:07:03	Dark	40.000	113	Mu Vel	2.6920	5000.0	80	29894	No
163	GOM_NL__2PRFIN20071118_130952_000000362063_00282_29895_2381.N1	18-NOV-2007 13:09:52	Dark	36.000	124	The Car	2.7640	30000.	72	29895	No
164	GOM_NL__2PRFIN20071118_131355_000000432063_00282_29895_2382.N1	18-NOV-2007 13:13:55	Dark	43.000	41	Eps Car	1.8600	4100.0	86	29895	No
165	GOM_NL__2PRFIN20071118_132755_000000402063_00282_29895_2383.N1	18-NOV-2007 13:27:55	Straylight	40.000	157	The1Eri	2.9060	9300.0	80	29895	No
166	GOM_NL__2PRFIN20071118_134040_000000482063_00282_29895_2384.N1	18-NOV-2007 13:40:40	Twilight	47.500	94	92Alp Cet	2.5260	3100.0	95	29895	No
167	GOM_NL__2PRFIN20071118_134534_000000362063_00282_29895_2385.N1	18-NOV-2007 13:45:34	Bright	36.000	105	6Bet Ari	2.6450	8900.0	72	29895	No
168	GOM_NL__2PRFIN20071118_134929_000000342063_00282_29895_2386.N1	18-NOV-2007 13:49:29	Bright	34.000	173	4Bet Tri	3.0040	8900.0	68	29895	No
169	GOM_NL__2PRFIN20071118_135134_000000372063_00282_29895_2387.N1	18-NOV-2007 13:51:34	Bright	37.000	73	57Gam1And	2.2600	13100.	74	29895	No
170	GOM_NL__2PRFIN20071118_135512_000000382063_00282_29895_2388.N1	18-NOV-2007 13:55:12	Bright	38.000	160	23Gam Per	2.9300	4700.0	76	29895	No
171	GOM_NL__2PRFIN20071118_135639_000000352063_00282_29895_2389.N1	18-NOV-2007 13:56:39	Bright	35.000	110	37Del Cas	2.6780	8900.0	70	29895	No
172	GOM_NL__2PRFIN20071118_140448_000000352063_00282_29895_2390.N1	18-NOV-2007 14:04:48	Bright	35.000	49	1Alp UMi	1.9900	6300.0	70	29895	No
173	GOM_NL__2PRFIN20071118_140914_000000362063_00282_29895_2391.N1	18-NOV-2007 14:09:14	Bright	35.500	60	7Bet UMi	2.0810	3950.0	71	29895	No
174	GOM_NL__2PRFIN20071118_141448_000000372063_00282_29895_2392.N1	18-NOV-2007 14:14:48	Bright	36.500	32	77Eps UMa	1.7630	11000.	73	29895	No
175	GOM_NL__2PRFIN20071118_141631_000000362063_00282_29895_2393.N1	18-NOV-2007 14:16:31	Bright	35.500	39	85Eta UMa	1.8540	24000.	71	29895	No
176	GOM_NL__2PRFIN20071118_141959_000000352063_00282_29895_2394.N1	18-NOV-2007 14:19:59	Bright	34.500	152	12Alp2CVn	2.8900	11000.	69	29895	No
177	GOM_NL__2PRFIN20071118_142505_000000332063_00282_29895_2395.N1	18-NOV-2007 14:25:05	Bright	33.000	111	8Eta Boo	2.6800	6000.0	66	29895	No
178	GOM_NL__2PRFIN20071118_142749_000000352063_00282_29895_2396.N1	18-NOV-2007 14:27:49	Bright	34.500	138	47Eps Vir	2.8280	4700.0	69	29895	No
179	GOM_NL__2PRFIN20071118_143141_000000542063_00282_29895_2397.N1	18-NOV-2007 14:31:41	Bright	54.000	121	29Gam Vir	2.7400	7200.0	108	29895	No
180	GOM_NL__2PRFIN20071118_143648_000000402063_00282_29895_2398.N1	18-NOV-2007 14:36:48	Twilight	40.000	100	4Gam Crv	2.5800	13100.	80	29895	No
181	GOM_NL__2PRFIN20071118_143820_000000452063_00282_29895_2399.N1	18-NOV-2007 14:38:20	Twilight	45.000	171	2Eps Crv	3.0010	4250.0	90	29895	No
182	GOM_NL__2PRFIN20071118_144426_000000392063_00282_29895_2400.N1	18-NOV-2007 14:44:26	Dark	39.000	64	Gam Cen	2.2000	10600.	78	29895	No
183	GOM_NL__2PRFIN20071118_144739_000000412063_00282_29895_2401.N1	18-NOV-2007 14:47:39	Dark	41.000	113	Mu Vel	2.6920	5000.0	82	29895	No
184	GOM_NL__2PRFIN20071118_145028_000000372063_00283_29896_2388.N1	18-NOV-2007 14:50:28	Dark	37.000	124	The Car	2.7640	30000.	74	29896	No
185	GOM_NL__2PRFIN20071118_145431_000000442063_00283_29896_2389.N1	18-NOV-2007 14:54:31	Dark	43.500	41	Eps Car	1.8600	4100.0	87	29896	No
186	GOM_NL__2PRFIN20071118_150831_000000372063_00283_29896_2390.N1	18-NOV-2007 15:08:31	Straylight	37.000	157	The1Eri	2.9060	9300.0	74	29896	No
187	GOM_NL__2PRFIN20071118_152116_000000482063_00283_29896_2391.N1	18-NOV-2007 15:21:16	Twilight	47.500	94	92Alp Cet	2.5260	3100.0	95	29896	No
188	GOM_NL__2PRFIN20071118_152610_000000372063_00283_29896_2392.N1	18-NOV-2007 15:26:10	Bright	36.500	105	6Bet Ari	2.6450	8900.0	73	29896	No
189	GOM_NL__2PRFIN20071118_153005_000000352063_00283_29896_2393.N1	18-NOV-2007 15:30:05	Bright	35.000	173	4Bet Tri	3.0040	8900.0	70	29896	No
190	GOM_NL__2PRFIN20071118_153210_000000362063_00283_29896_2394.N1	18-NOV-2007 15:32:10	Bright	35.500	73	57Gam1And	2.2600	13100.	71	29896	No
191	GOM_NL__2PRFIN20071118_153547_000000362063_00283_29896_2395.N1	18-NOV-2007 15:35:47	Bright	35.500	160	23Gam Per	2.9300	4700.0	71	29896	No
192	GOM_NL__2PRFIN20071118_153715_000000362063_00283_29896_2396.N1	18-NOV-2007 15:37:15	Bright	35.500	110	37Del Cas	2.6780	8900.0	71	29896	No
193	GOM_NL__2PRFIN20071118_154524_000000372063_00283_29896_2397.N1	18-NOV-2007 15:45:24	Bright	36.500	49	1Alp UMi	1.9900	6300.0	73	29896	No
194	GOM_NL__2PRFIN20071118_154950_000000372063_00283_29896_2398.N1	18-NOV-2007 15:49:50	Bright	37.000	60	7Bet UMi	2.0810	3950.0	74	29896	No
195	GOM_NL__2PRFIN20071118_155524_000000382063_00283_29896_2399.N1	18-NOV-2007 15:55:24	Bright	37.500	32	77Eps UMa	1.7630	11000.	75	29896	No
196	GOM_NL__2PRFIN20071118_155707_000000362063_00283_29896_2400.N1	18-NOV-2007 15:57:07	Bright	35.500	39	85Eta UMa	1.8540	24000.	71	29896	No
197	GOM_NL__2PRFIN20071118_160035_000000352063_00283_29896_2401.N1	18-NOV-2007 16:00:35	Bright	35.000	152	12Alp2CVn	2.8900	11000.	70	29896	No
198	GOM_NL__2PRFIN20071118_160541_000000332063_00283_29896_2402.N1	18-NOV-2007 16:05:41	Bright	32.500	111	8Eta Boo	2.6800	6000.0	65	29896	No
199	GOM_NL__2PRFIN20071118_160825_000000352063_00283_29896_2403.N1	18-NOV-2007 16:08:25	Bright	34.500	138	47Eps Vir	2.8280	4700.0	69	29896	No
200	GOM_NL__2PRFIN20071118_161218_000000382063_00283_29896_2404.N1	18-NOV-2007 16:12:18	Bright	38.000	121	29Gam Vir	2.7400	7200.0	76	29896	No
201	GOM_NL__2PRFIN20071118_161725_000000422063_00283_29896_2405.N1	18-NOV-2007 16:17:25	Twilight	42.000	100	4Gam Crv	2.5800	13100.	84	29896	No
202	GOM_NL__2PRFIN20071118_161857_000000462063_00283_29896_2406.N1	18-NOV-2007 16:18:57	Twilight	46.000	171	2Eps Crv	3.0010	4250.0	92	29896	No
203	GOM_NL__2PRFIN20071118_162502_000000392063_00283_29896_2407.N1	18-NOV-2007 16:25:02	Dark	38.500	64	Gam Cen	2.2000	10600.	77	29896	No
204	GOM_NL__2PRFIN20071118_162816_000000502063_00283_29896_2408.N1	18-NOV-2007 16:28:16	Dark	49.500	113	Mu Vel	2.6920	5000.0	99	29896	No
205	GOM_NL__2PRFIN20071118_163105_000000372063_00284_29897_2422.N1	18-NOV-2007 16:31:05	Dark	36.500	124	The Car	2.7640	30000.	73	29897	No
206	GOM_NL__2PRFIN20071118_163508_000000432063_00284_29897_2423.N1	18-NOV-2007 16:35:08	Dark	42.500	41	Eps Car	1.8600	4100.0	85	29897	No
207	GOM_NL__2PRFIN20071118_164907_000000382063_00284_29897_2424.N1	18-NOV-2007 16:49:07	Straylight	37.500	157	The1Eri	2.9060	9300.0	75	29897	No
208	GOM_NL__2PRFIN20071118_170152_000000482063_00284_29897_2425.N1	18-NOV-2007 17:01:52	Twilight	47.500	94	92Alp Cet	2.5260	3100.0	95	29897	No
209	GOM_NL__2PRFIN20071118_170646_000000352063_00284_29897_2426.N1	18-NOV-2007 17:06:46	Bright	35.000	105	6Bet Ari	2.6450	8900.0	70	29897	No
210	GOM_NL__2PRFIN20071118_171041_000000362063_00284_29897_2427.N1	18-NOV-2007 17:10:41	Bright	35.500	173	4Bet Tri	3.0040	8900.0	71	29897	No
211	GOM_NL__2PRFIN20071118_171246_000000352063_00284_29897_2428.N1	18-NOV-2007 17:12:46	Bright	35.000	73	57Gam1And	2.2600	13100.	70	29897	No
212	GOM_NL__2PRFIN20071118_171623_000000382063_00284_29897_2429.N1	18-NOV-2007 17:16:23	Bright	38.000	160	23Gam Per	2.9300	4700.0	76	29897	No
213	GOM_NL__2PRFIN20071118_171751_000000362063_00284_29897_2430.N1	18-NOV-2007 17:17:51	Bright	35.500	110	37Del Cas	2.6780	8900.0	71	29897	No
214	GOM_NL__2PRFIN20071118_172600_000000372063_00284_29897_2431.N1	18-NOV-2007 17:26:00	Bright	37.000	49	1Alp UMi	1.9900	6300.0	74	29897	No
215	GOM_NL__2PRFIN20071118_173026_000000362063_00284_29897_2432.N1	18-NOV-2007 17:30:26	Bright	36.000	60	7Bet UMi	2.0810	3950.0	72	29897	No
216	GOM_NL__2PRFIN20071118_173600_000000362063_00284_29897_2433.N1	18-NOV-2007 17:36:00	Bright	35.500	32	77Eps UMa	1.7630	11000.	71	29897	No
217	GOM_NL__2PRFIN20071118_173743_000000352063_00284_29897_2434.N1	18-NOV-2007 17:37:43	Bright	34.500	39	85Eta UMa	1.8540	24000.	69	29897	No
218	GOM_NL__2PRFIN20071118_174111_000000382063_00284_29897_2435.N1	18-NOV-2007 17:41:11	Bright	38.000	152	12Alp2CVn	2.8900	11000.	76	29897	No
219	GOM_NL__2PRFIN20071118_174617_000000332063_00284_29897_2436.N1	18-NOV-2007 17:46:17	Bright	32.500	111	8Eta Boo	2.6800	6000.0	65	29897	No

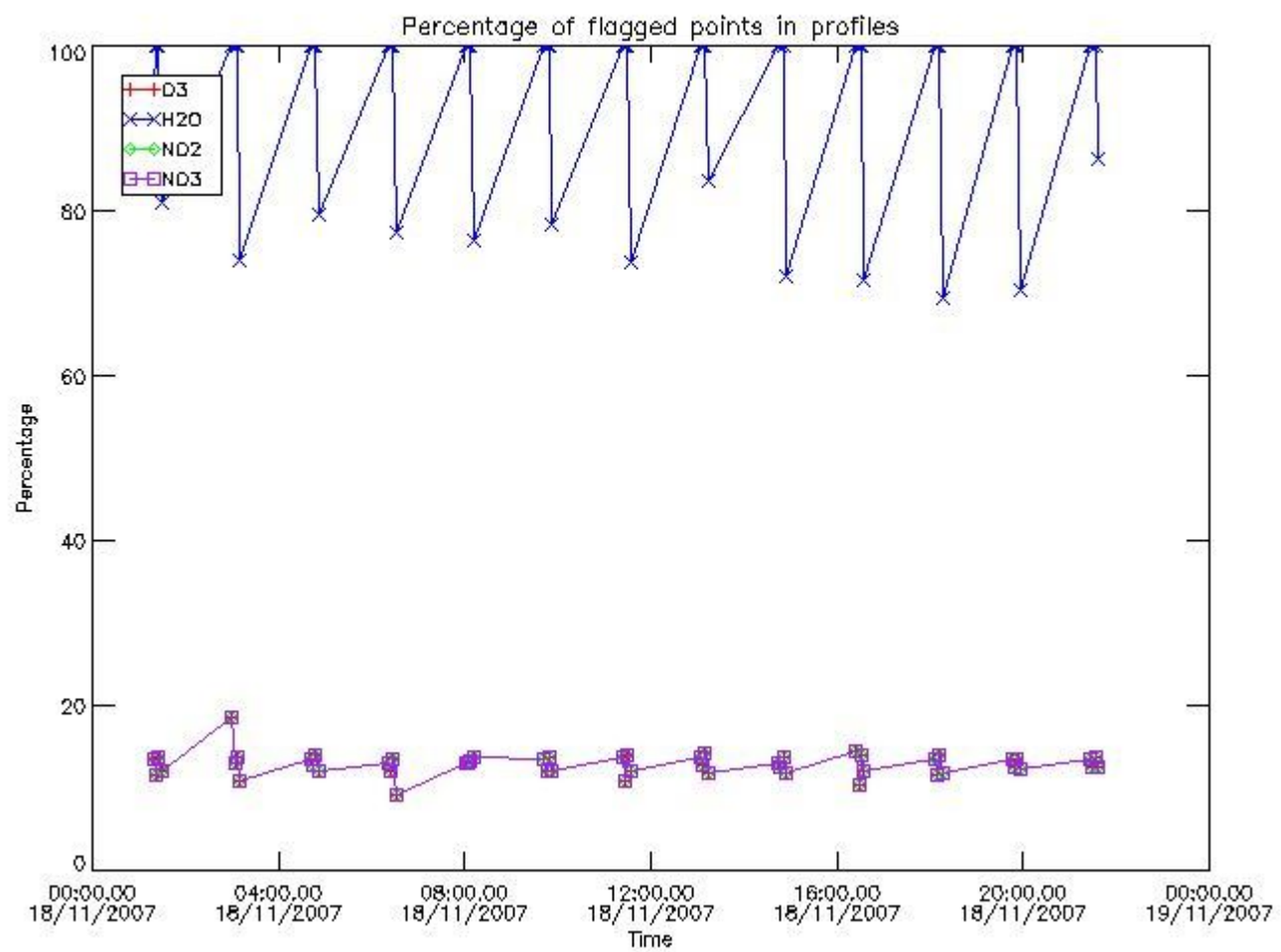
220	GOM_NL__2PRFIN20071118_174901_000000342063_00284_29897_2437.N1	18-NOV-2007 17:49:01	Bright	34.000	138	47Eps Vir	2.8280	4700.0	68	29897	No
221	GOM_NL__2PRFIN20071118_175254_000000362063_00284_29897_2438.N1	18-NOV-2007 17:52:54	Bright	36.000	121	29Gam Vir	2.7400	7200.0	72	29897	No
222	GOM_NL__2PRFIN20071118_175801_000000412063_00284_29897_2439.N1	18-NOV-2007 17:58:01	Twilight	40.500	100	4Gam Crv	2.5800	13100.	81	29897	No
223	GOM_NL__2PRFIN20071118_175933_000000422063_00284_29897_2440.N1	18-NOV-2007 17:59:33	Twilight	41.500	171	2Eps Crv	3.0010	4250.0	83	29897	No
224	GOM_NL__2PRFIN20071118_180538_000000382063_00284_29897_2441.N1	18-NOV-2007 18:05:38	Dark	38.000	64	Gam Cen	2.2000	10600.	76	29897	No
225	GOM_NL__2PRFIN20071118_180852_000000442063_00284_29897_2442.N1	18-NOV-2007 18:08:52	Dark	44.000	113	Mu Vel	2.6920	5000.0	88	29897	No
226	GOM_NL__2PRFIN20071118_181141_000000372063_00285_29898_2427.N1	18-NOV-2007 18:11:41	Dark	36.500	124	The Car	2.7640	30000.	73	29898	No
227	GOM_NL__2PRFIN20071118_181545_000000432063_00285_29898_2428.N1	18-NOV-2007 18:15:45	Dark	42.500	41	Eps Car	1.8600	4100.0	85	29898	No
228	GOM_NL__2PRFIN20071118_182944_000000382063_00285_29898_2429.N1	18-NOV-2007 18:29:44	Straylight	38.000	157	The1Eri	2.9060	9300.0	76	29898	No
229	GOM_NL__2PRFIN20071118_184228_000000502063_00285_29898_2430.N1	18-NOV-2007 18:42:28	Twilight	50.000	94	92Alp Cet	2.5260	3100.0	100	29898	No
230	GOM_NL__2PRFIN20071118_184722_000000372063_00285_29898_2431.N1	18-NOV-2007 18:47:22	Bright	36.500	105	6Bet Ari	2.6450	8900.0	73	29898	No
231	GOM_NL__2PRFIN20071118_185118_000000352063_00285_29898_2432.N1	18-NOV-2007 18:51:18	Bright	34.500	173	4Bet Tri	3.0040	8900.0	69	29898	No
232	GOM_NL__2PRFIN20071118_185322_000000362063_00285_29898_2433.N1	18-NOV-2007 18:53:22	Bright	36.000	73	57Gam1And	2.2600	13100.	72	29898	No
233	GOM_NL__2PRFIN20071118_185659_000000372063_00285_29898_2434.N1	18-NOV-2007 18:56:59	Bright	36.500	160	23Gam Per	2.9300	4700.0	73	29898	No
234	GOM_NL__2PRFIN20071118_185828_000000352063_00285_29898_2435.N1	18-NOV-2007 18:58:28	Bright	35.000	110	37Del Cas	2.6780	8900.0	70	29898	No
235	GOM_NL__2PRFIN20071118_190636_000000382063_00285_29898_2436.N1	18-NOV-2007 19:06:36	Bright	37.500	49	1Alp UMi	1.9900	6300.0	75	29898	No
236	GOM_NL__2PRFIN20071118_191102_000000372063_00285_29898_2437.N1	18-NOV-2007 19:11:02	Bright	36.500	60	7Bet UMi	2.0810	3950.0	73	29898	No
237	GOM_NL__2PRFIN20071118_191636_000000342063_00285_29898_2438.N1	18-NOV-2007 19:16:36	Bright	33.500	32	77Eps UMa	1.7630	11000.	67	29898	No
238	GOM_NL__2PRFIN20071118_191819_000000352063_00285_29898_2439.N1	18-NOV-2007 19:18:19	Bright	34.500	39	85Eta UMa	1.8540	24000.	69	29898	No
239	GOM_NL__2PRFIN20071118_192147_000000492063_00285_29898_2440.N1	18-NOV-2007 19:21:47	Bright	48.500	152	12Alp2CVn	2.8900	11000.	97	29898	No
240	GOM_NL__2PRFIN20071118_192653_000000332063_00285_29898_2441.N1	18-NOV-2007 19:26:53	Bright	33.000	111	8Eta Boo	2.6800	6000.0	66	29898	No
241	GOM_NL__2PRFIN20071118_192937_000000352063_00285_29898_2442.N1	18-NOV-2007 19:29:37	Bright	34.500	138	47Eps Vir	2.8280	4700.0	69	29898	No
242	GOM_NL__2PRFIN20071118_193330_000000372063_00285_29898_2443.N1	18-NOV-2007 19:33:30	Bright	36.500	121	29Gam Vir	2.7400	7200.0	73	29898	No
243	GOM_NL__2PRFIN20071118_193838_000000422063_00285_29898_2444.N1	18-NOV-2007 19:38:38	Twilight	42.000	100	4Gam Crv	2.5800	13100.	84	29898	No
244	GOM_NL__2PRFIN20071118_194010_000000462063_00285_29898_2445.N1	18-NOV-2007 19:40:10	Twilight	45.500	171	2Eps Crv	3.0010	4250.0	91	29898	No
245	GOM_NL__2PRFIN20071118_194614_000000382063_00285_29898_2446.N1	18-NOV-2007 19:46:14	Dark	37.500	64	Gam Cen	2.2000	10600.	75	29898	No
246	GOM_NL__2PRFIN20071118_194929_000000412063_00285_29898_2447.N1	18-NOV-2007 19:49:29	Dark	41.000	113	Mu Vel	2.6920	5000.0	82	29898	No
247	GOM_NL__2PRFIN20071118_195217_000000382063_00286_29899_2435.N1	18-NOV-2007 19:52:17	Dark	37.500	124	The Car	2.7640	30000.	75	29899	No
248	GOM_NL__2PRFIN20071118_195621_000000462063_00286_29899_2436.N1	18-NOV-2007 19:56:21	Dark	45.500	41	Eps Car	1.8600	4100.0	91	29899	No
249	GOM_NL__2PRFIN20071118_201020_000000392063_00286_29899_2437.N1	18-NOV-2007 20:10:20	Straylight	38.500	157	The1Eri	2.9060	9300.0	77	29899	No
250	GOM_NL__2PRFIN20071118_202304_000000462063_00286_29899_2438.N1	18-NOV-2007 20:23:04	Twilight	45.500	94	92Alp Cet	2.5260	3100.0	91	29899	No
251	GOM_NL__2PRFIN20071118_202758_000000372063_00286_29899_2439.N1	18-NOV-2007 20:27:58	Bright	37.000	105	6Bet Ari	2.6450	8900.0	74	29899	No
252	GOM_NL__2PRFIN20071118_203153_000000352063_00286_29899_2440.N1	18-NOV-2007 20:31:53	Bright	34.500	173	4Bet Tri	3.0040	8900.0	69	29899	No
253	GOM_NL__2PRFIN20071118_203357_000000352063_00286_29899_2441.N1	18-NOV-2007 20:33:57	Bright	34.500	73	57Gam1And	2.2600	13100.	69	29899	No
254	GOM_NL__2PRFIN20071118_203734_000000362063_00286_29899_2442.N1	18-NOV-2007 20:37:34	Bright	35.500	160	23Gam Per	2.9300	4700.0	71	29899	No
255	GOM_NL__2PRFIN20071118_203904_000000352063_00286_29899_2443.N1	18-NOV-2007 20:39:04	Bright	35.000	110	37Del Cas	2.6780	8900.0	70	29899	No
256	GOM_NL__2PRFIN20071118_204712_000000372063_00286_29899_2444.N1	18-NOV-2007 20:47:12	Bright	36.500	49	1Alp UMi	1.9900	6300.0	73	29899	No
257	GOM_NL__2PRFIN20071118_205138_000000332063_00286_29899_2445.N1	18-NOV-2007 20:51:38	Bright	32.500	60	7Bet UMi	2.0810	3950.0	65	29899	No
258	GOM_NL__2PRFIN20071118_205712_000000362063_00286_29899_2446.N1	18-NOV-2007 20:57:12	Bright	35.500	32	77Eps UMa	1.7630	11000.	71	29899	No
259	GOM_NL__2PRFIN20071118_205855_000000522063_00286_29899_2447.N1	18-NOV-2007 20:58:55	Bright	52.000	39	85Eta UMa	1.8540	24000.	104	29899	No
260	GOM_NL__2PRFIN20071118_210223_000000352063_00286_29899_2448.N1	18-NOV-2007 21:02:23	Bright	35.000	152	12Alp2CVn	2.8900	11000.	70	29899	No
261	GOM_NL__2PRFIN20071118_210729_000000332063_00286_29899_2449.N1	18-NOV-2007 21:07:29	Bright	32.500	111	8Eta Boo	2.6800	6000.0	65	29899	No
262	GOM_NL__2PRFIN20071118_211013_000000352063_00286_29899_2450.N1	18-NOV-2007 21:10:13	Bright	35.000	138	47Eps Vir	2.8280	4700.0	70	29899	No
263	GOM_NL__2PRFIN20071118_211406_000000352063_00286_29899_2451.N1	18-NOV-2007 21:14:06	Bright	34.500	121	29Gam Vir	2.7400	7200.0	69	29899	No
264	GOM_NL__2PRFIN20071118_211914_000000432063_00286_29899_2452.N1	18-NOV-2007 21:19:14	Twilight	43.000	100	4Gam Crv	2.5800	13100.	86	29899	No
265	GOM_NL__2PRFIN20071118_212046_000000452063_00286_29899_2453.N1	18-NOV-2007 21:20:46	Twilight	44.500	171	2Eps Crv	3.0010	4250.0	89	29899	No
266	GOM_NL__2PRFIN20071118_212651_000000382063_00286_29899_2454.N1	18-NOV-2007 21:26:51	Dark	38.000	64	Gam Cen	2.2000	10600.	76	29899	No
267	GOM_NL__2PRFIN20071118_213005_000000412063_00286_29899_2455.N1	18-NOV-2007 21:30:05	Dark	40.500	113	Mu Vel	2.6920	5000.0	81	29899	No
268	GOM_NL__2PRFIN20071118_213254_000000372063_00287_29900_2445.N1	18-NOV-2007 21:32:54	Dark	37.000	124	The Car	2.7640	30000.	74	29900	No
269	GOM_NL__2PRFIN20071118_213658_000000412063_00287_29900_2446.N1	18-NOV-2007 21:36:58	Dark	40.500	41	Eps Car	1.8600	4100.0	81	29900	No
270	GOM_NL__2PRFIN20071118_215056_000000402063_00287_29900_2447.N1	18-NOV-2007 21:50:56	Straylight	39.500	157	The1Eri	2.9060	9300.0	79	29900	No
271	GOM_NL__2PRFIN20071118_220340_000000472063_00287_29900_2448.N1	18-NOV-2007 22:03:40	Twilight	47.000	94	92Alp Cet	2.5260	3100.0	94	29900	No
272	GOM_NL__2PRFIN20071118_220834_000000372063_00287_29900_2449.N1	18-NOV-2007 22:08:34	Bright	36.500	105	6Bet Ari	2.6450	8900.0	73	29900	No
273	GOM_NL__2PRFIN20071118_221229_000000352063_00287_29900_2450.N1	18-NOV-2007 22:12:29	Bright	34.500	173	4Bet Tri	3.0040	8900.0	69	29900	No
274	GOM_NL__2PRFIN20071118_221433_000000372063_00287_29900_2451.N1	18-NOV-2007 22:14:33	Bright	37.000	73	57Gam1And	2.2600	13100.	74	29900	No
275	GOM_NL__2PRFIN20071118_221810_000000362063_00287_29900_2452.N1	18-NOV-2007 22:18:10	Bright	36.000	160	23Gam Per	2.9300	4700.0	72	29900	No
276	GOM_NL__2PRFIN20071118_221939_000000362063_00287_29900_2453.N1	18-NOV-2007 22:19:39	Bright	35.500	110	37Del Cas	2.6780	8900.0	71	29900	No
277	GOM_NL__2PRFIN20071118_222748_000000352063_00287_29900_2454.N1	18-NOV-2007 22:27:48	Bright	35.000	49	1Alp UMi	1.9900	6300.0	70	29900	No
278	GOM_NL__2PRFIN20071118_223214_000000372063_00287_29900_2455.N1	18-NOV-2007 22:32:14	Bright	37.000	60	7Bet UMi	2.0810	3950.0	74	29900	No

279	GOM_NL__2PRFIN20071118_223748_000000382063_00287_29900_2456.N1	18-NOV-2007 22:37:48	Bright	37.500	32	77Eps UMa	1.7630	11000.	75	29900	No
280	GOM_NL__2PRFIN20071118_223931_000000522063_00287_29900_2457.N1	18-NOV-2007 22:39:31	Bright	52.000	39	85Eta UMa	1.8540	24000.	104	29900	No
281	GOM_NL__2PRFIN20071118_224259_000000342063_00287_29900_2458.N1	18-NOV-2007 22:42:59	Bright	33.500	152	12Alp2CVn	2.8900	11000.	67	29900	No
282	GOM_NL__2PRFIN20071118_224805_000000332063_00287_29900_2459.N1	18-NOV-2007 22:48:05	Bright	33.000	111	8Eta Boo	2.6800	6000.0	66	29900	No
283	GOM_NL__2PRFIN20071118_225050_000000352063_00287_29900_2460.N1	18-NOV-2007 22:50:50	Bright	35.000	138	47Eps Vir	2.8280	4700.0	70	29900	No
284	GOM_NL__2PRFIN20071118_225443_000000342063_00287_29900_2461.N1	18-NOV-2007 22:54:43	Bright	34.000	121	29Gam Vir	2.7400	7200.0	68	29900	No

3. Quality information per product

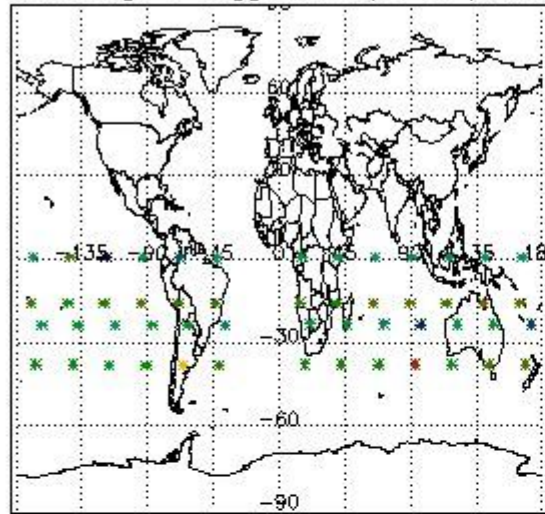
In this section it is plotted some information contained in the Quality Summary data set of the level 2 products. Only products in dark limb conditions and without errors (error flag in the MPH set to "0") are used.

3.1 Plot quality information per product (time dependant)

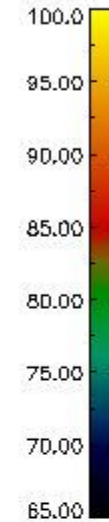
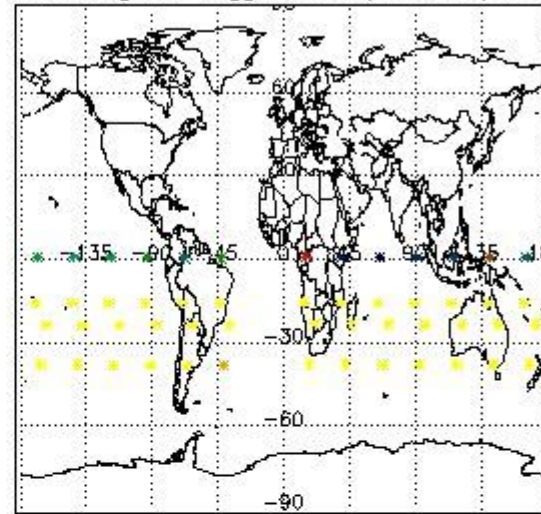


3.2 Plot quality information per product (world map)

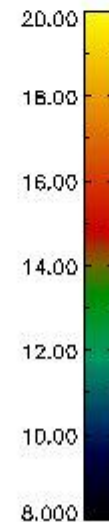
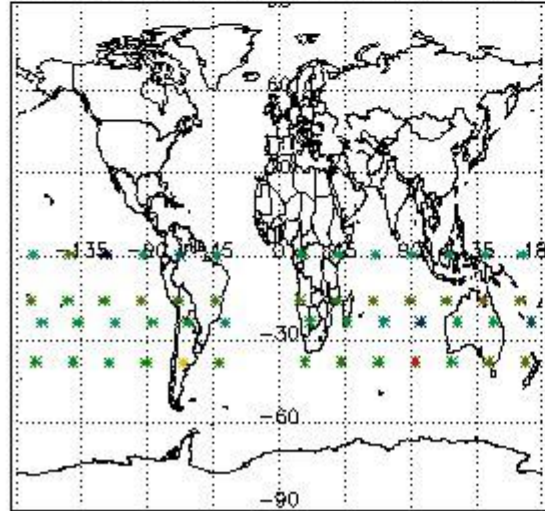
Percentage of flagged data per O3 profile



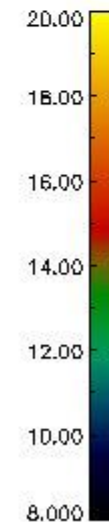
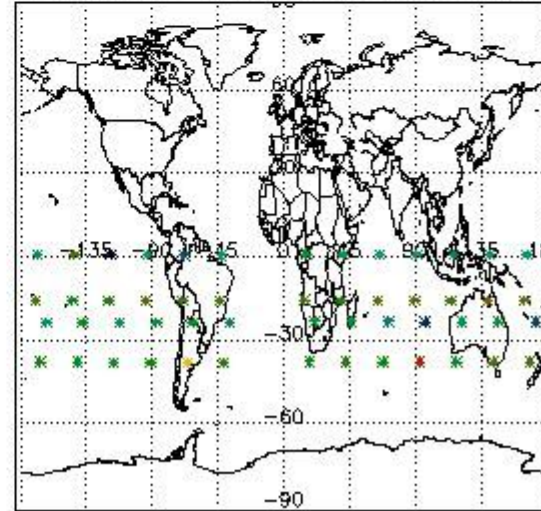
Percentage of flagged data per H2O profile



Percentage of flagged data per NO2 profile



Percentage of flagged data per NO3 profile

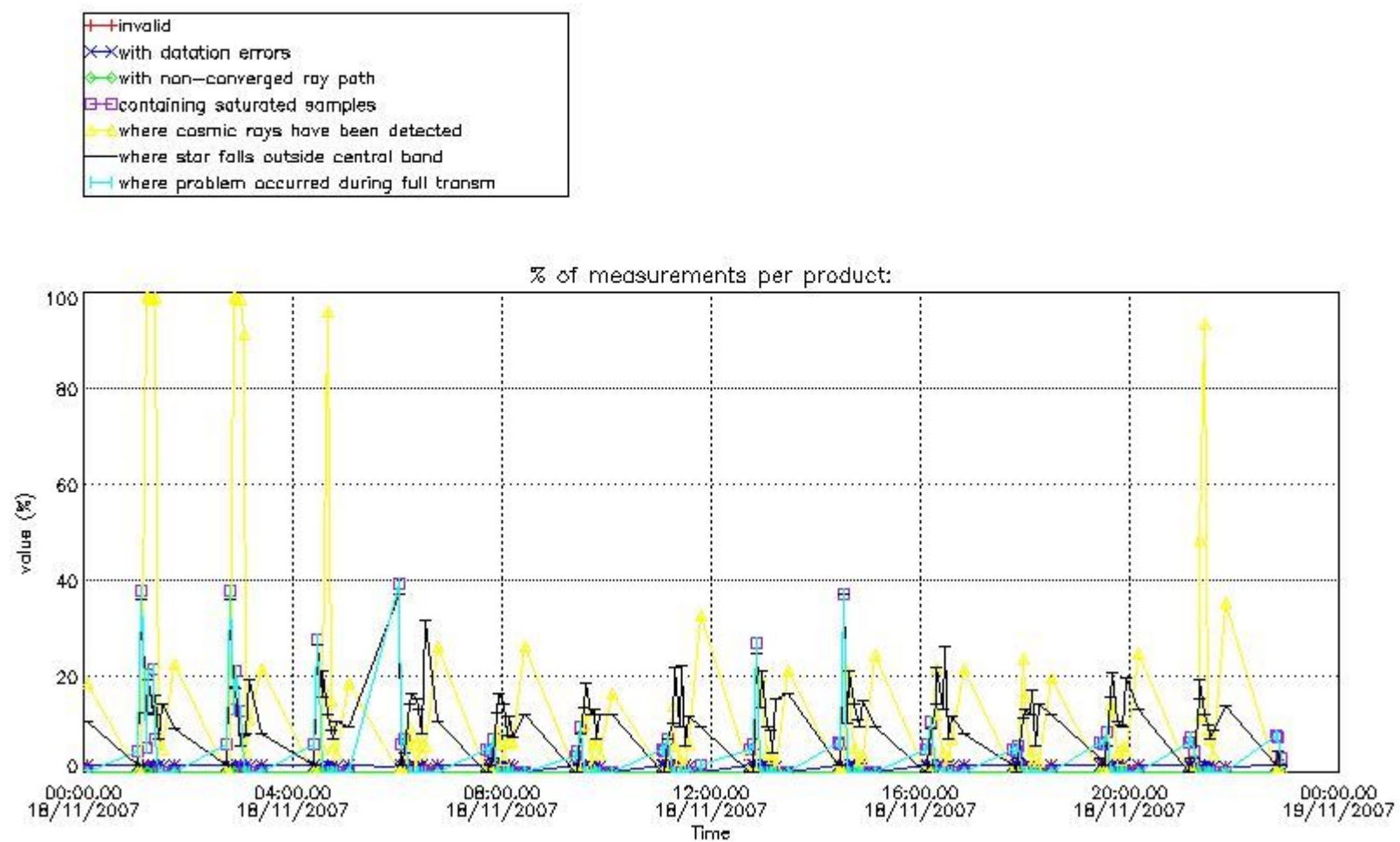


4. Level 1 quality information per product

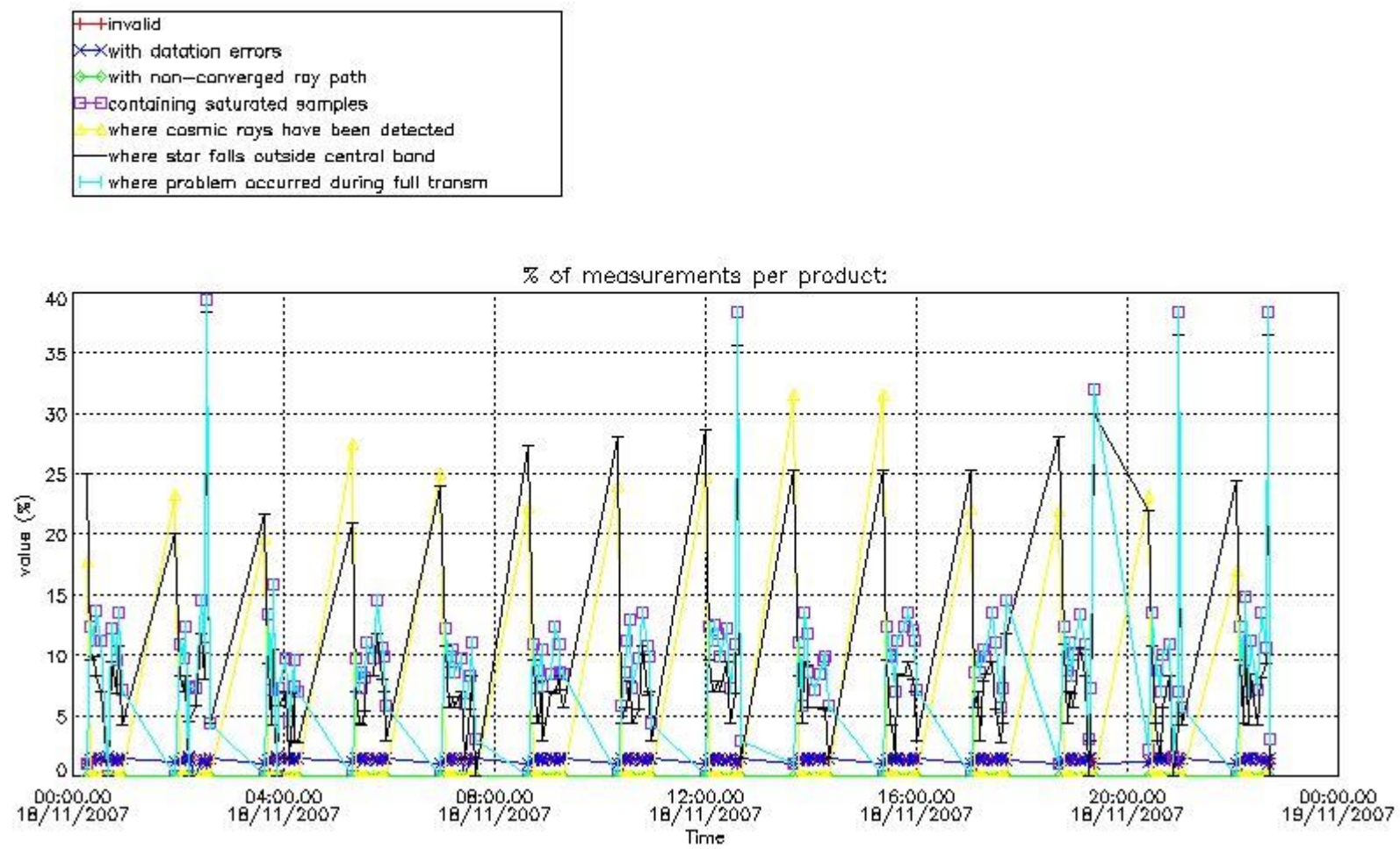
In this section it is plotted some information contained in the Quality Summary data set of the level 2 products that comes from the level 1b processing. Products without errors (error flag in the MPH set to "0") are used.

4.1 Plot quality information per product (time dependant) coming from level 1b processing

4.1.1 Plot level 1 quality information per product (time dependant): ENVISAT ASCENDING passes



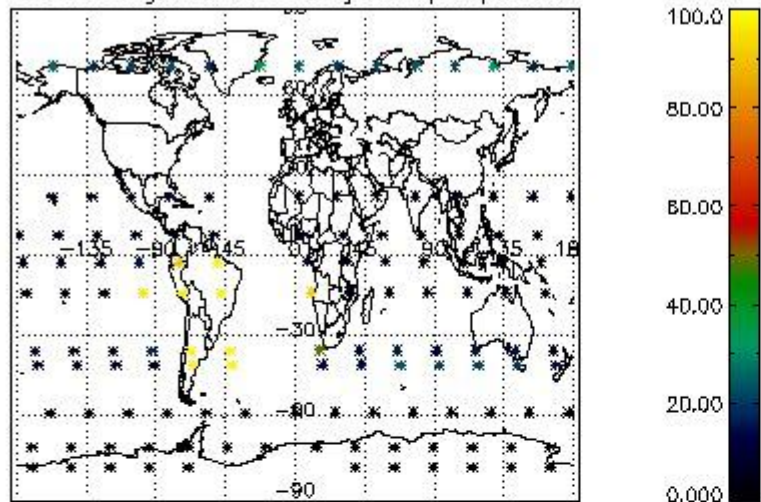
4.1.2 Plot level 1 quality information per product (time dependant): ENVI SAT DESCENDING passes



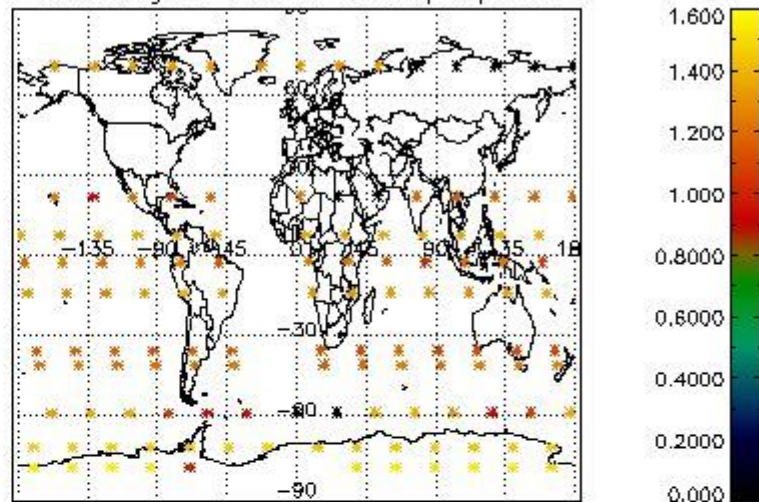
4.2 Plot quality information per product coming from level 1b processing (world map)

4.2.1 Plot level 1 quality information per product (world map): ENVISAT ASCENDING passes

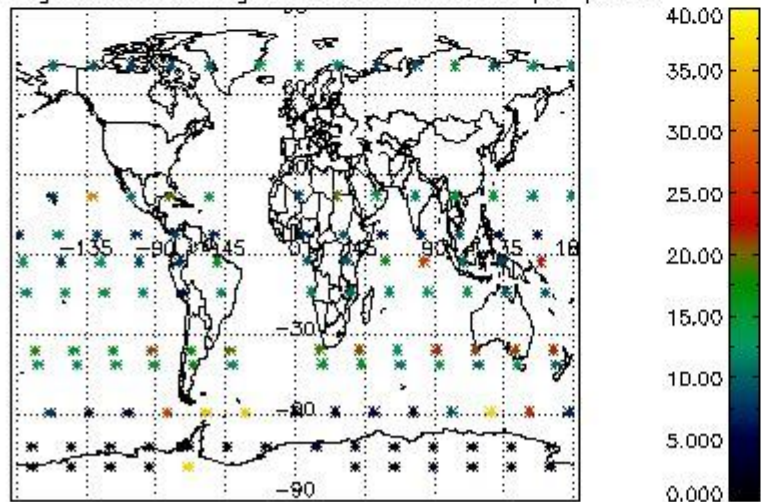
Percentage of cosmic ray hits per profile



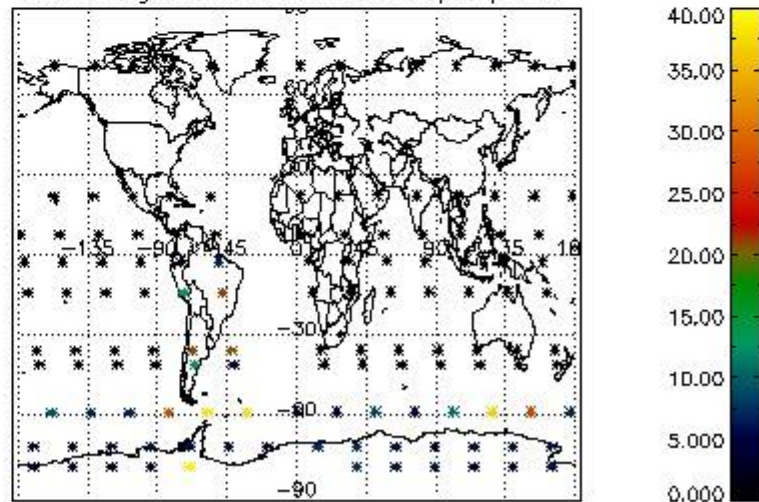
Percentage of datation errors per profile



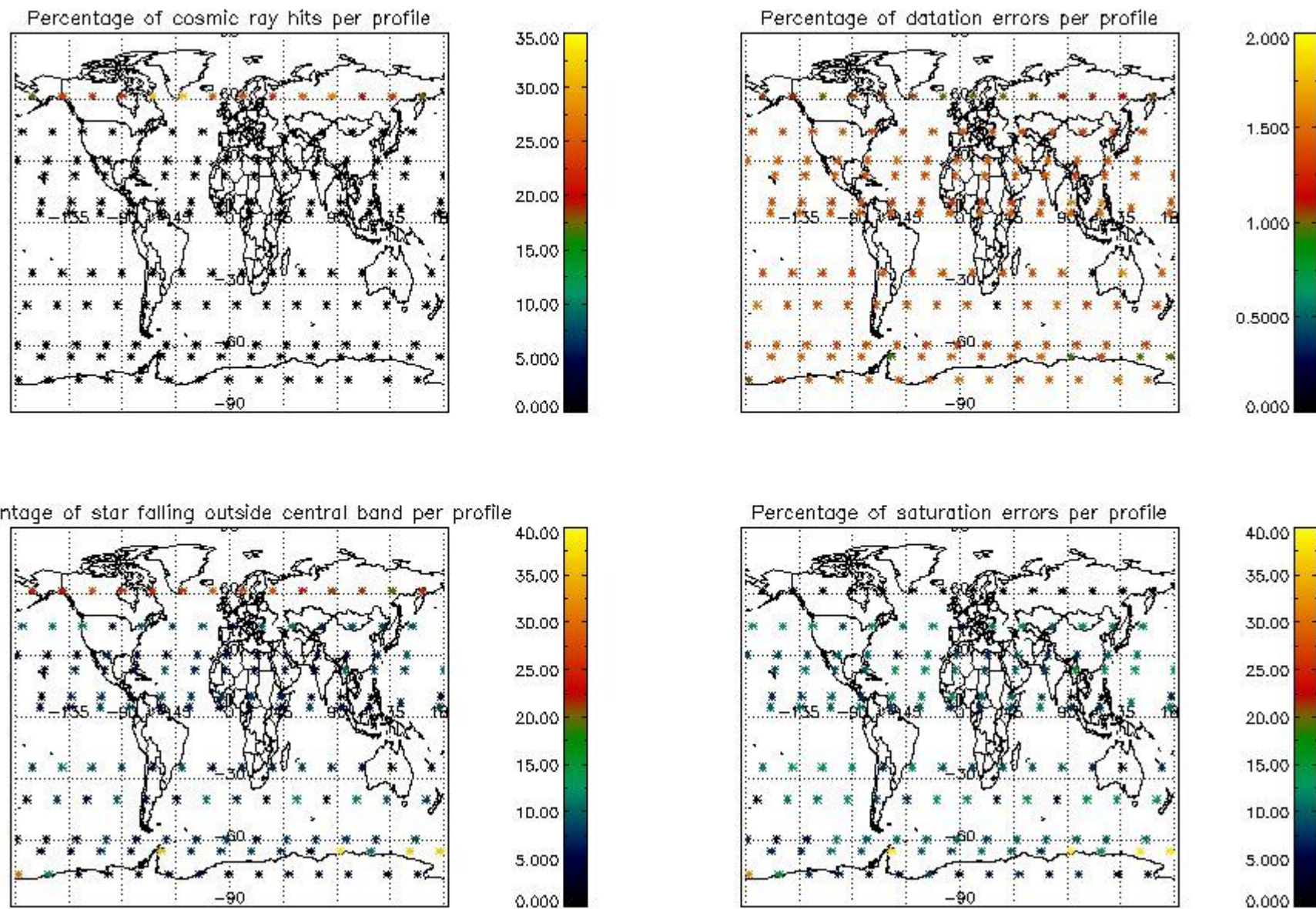
Percentage of star falling outside central band per profile



Percentage of saturation errors per profile



4.2.2 Plot level 1 quality information per product (world map): ENVISAT DESCENDING passes



5. Trace gas profiles

5.1 Ozone statistics based on quality of products

The final quality of the products can be "measured" using the STD (Standard Deviation) attached to every point profile. This information is written to the parameter GOM_NL__2P/NL_LOCAL_SPECIES_DENSITY/o3_std of the level 2 products. The table below shows the statistics for given STD ranges.

The statistics are given with respect to the overall valid production:

- Products without fatal errors: GOM_NL__2P/MPH/PRODUCT_ERR=0
- Valid point profile: GOM_NL__2P/NL_LOCAL_SPECIES_DENSITY/pcd(0)=0

The 'Criteria' is applied to valid points of dark limb products:

- Products in dark limb illumination condition: GOM_NL__2P/NL_SUMMARY_QUALITY/obs_ill_cond=0
- Products without fatal errors: GOM_NL__2P/MPH/PRODUCT_ERR=0
- Valid point profile: GOM_NL__2P/NL_LOCAL_SPECIES_DENSITY/pcd(0)=0

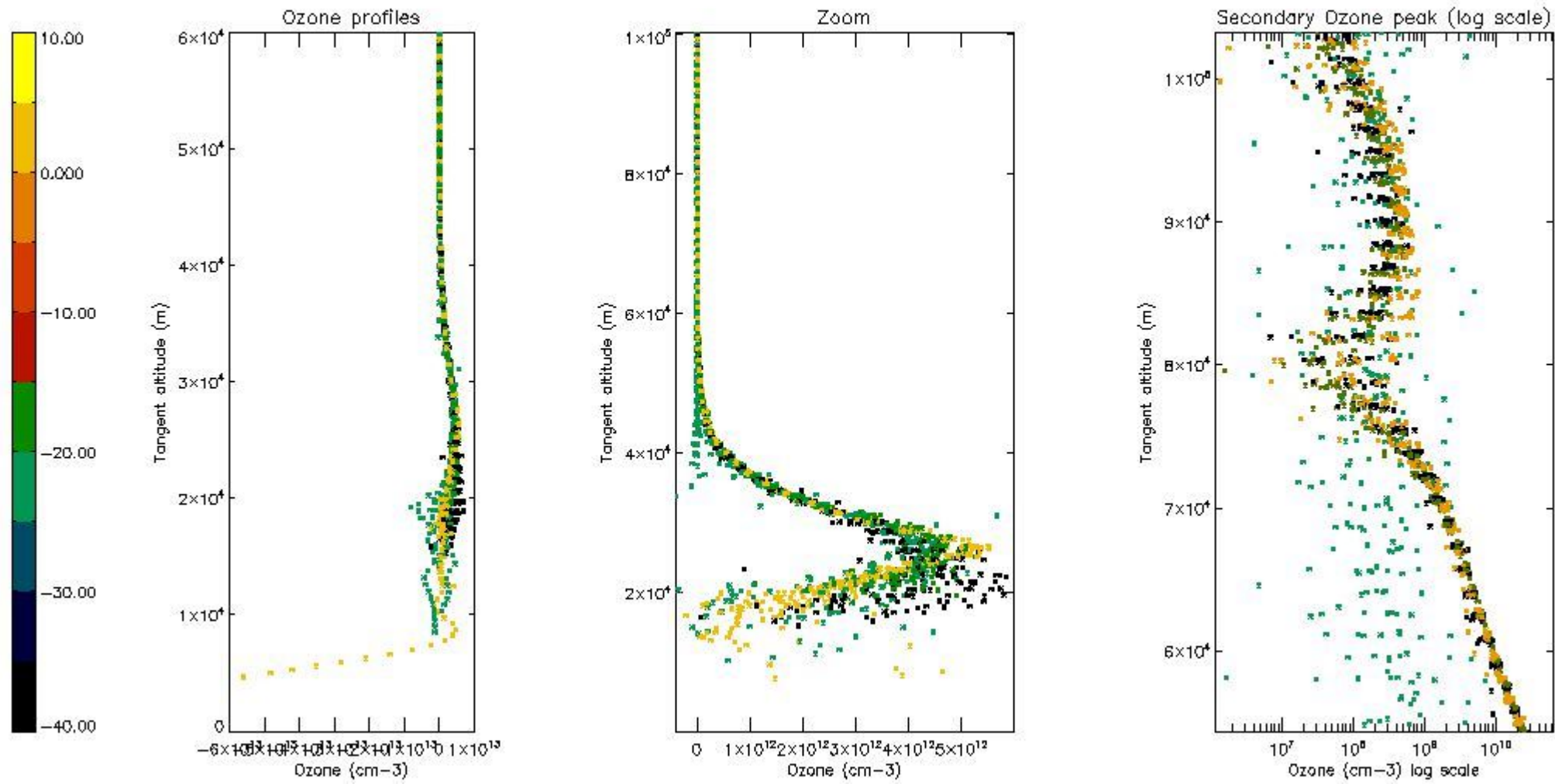
So, the table below shows the percentage of dark limb and valid observations for each criteria with respect to the overall valid daily observations.

Criteria	% of total production
All STD	20
STD < 20	10

STD < 10	8
STD < 5	3

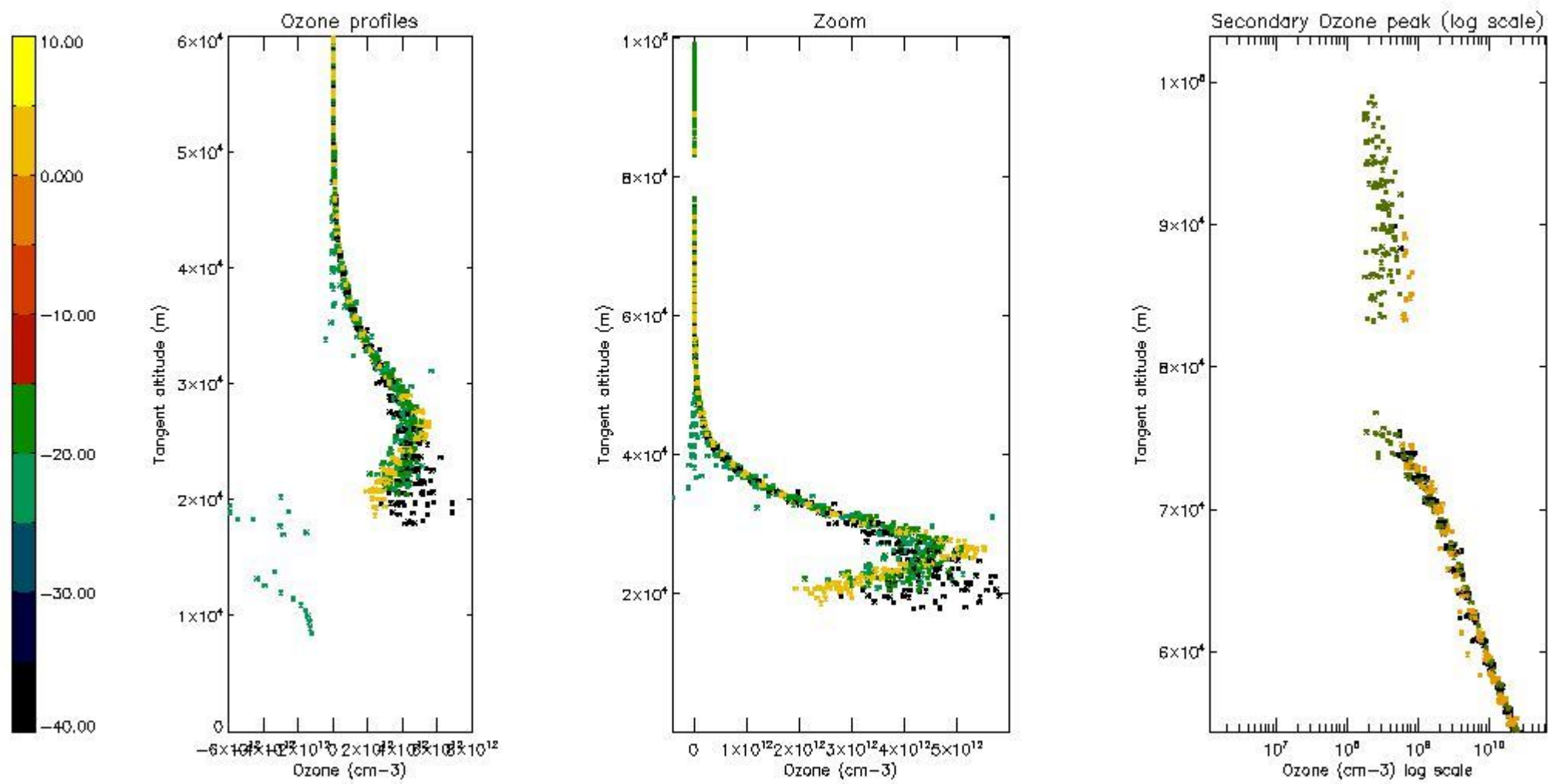
5.2 Plot ozone profiles for all STD (dark without errors)

The colorbar represents the latitude.



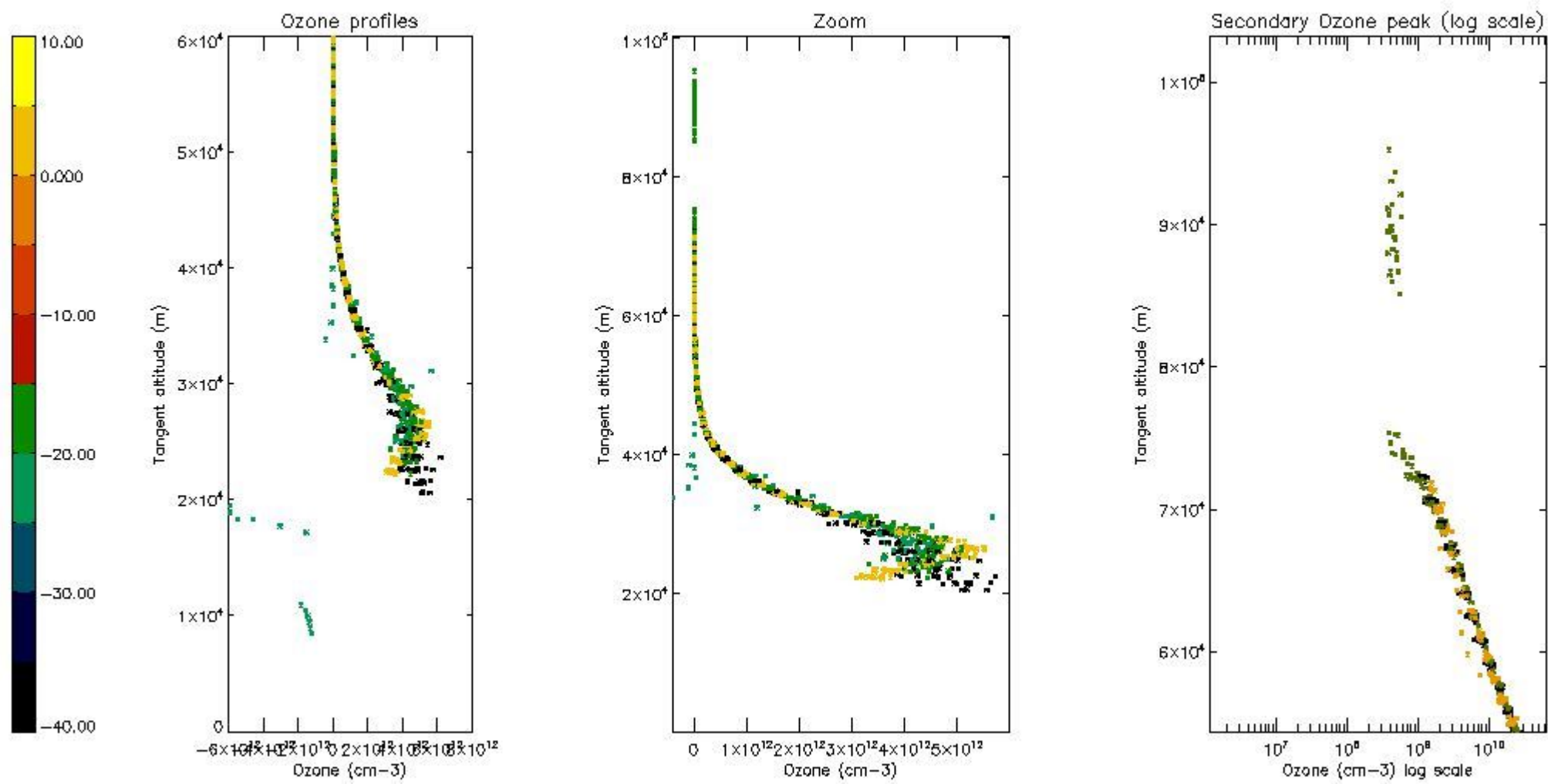
5.3 Plot ozone profiles where STD < 20% (dark without errors)

The colorbar represents the latitude.



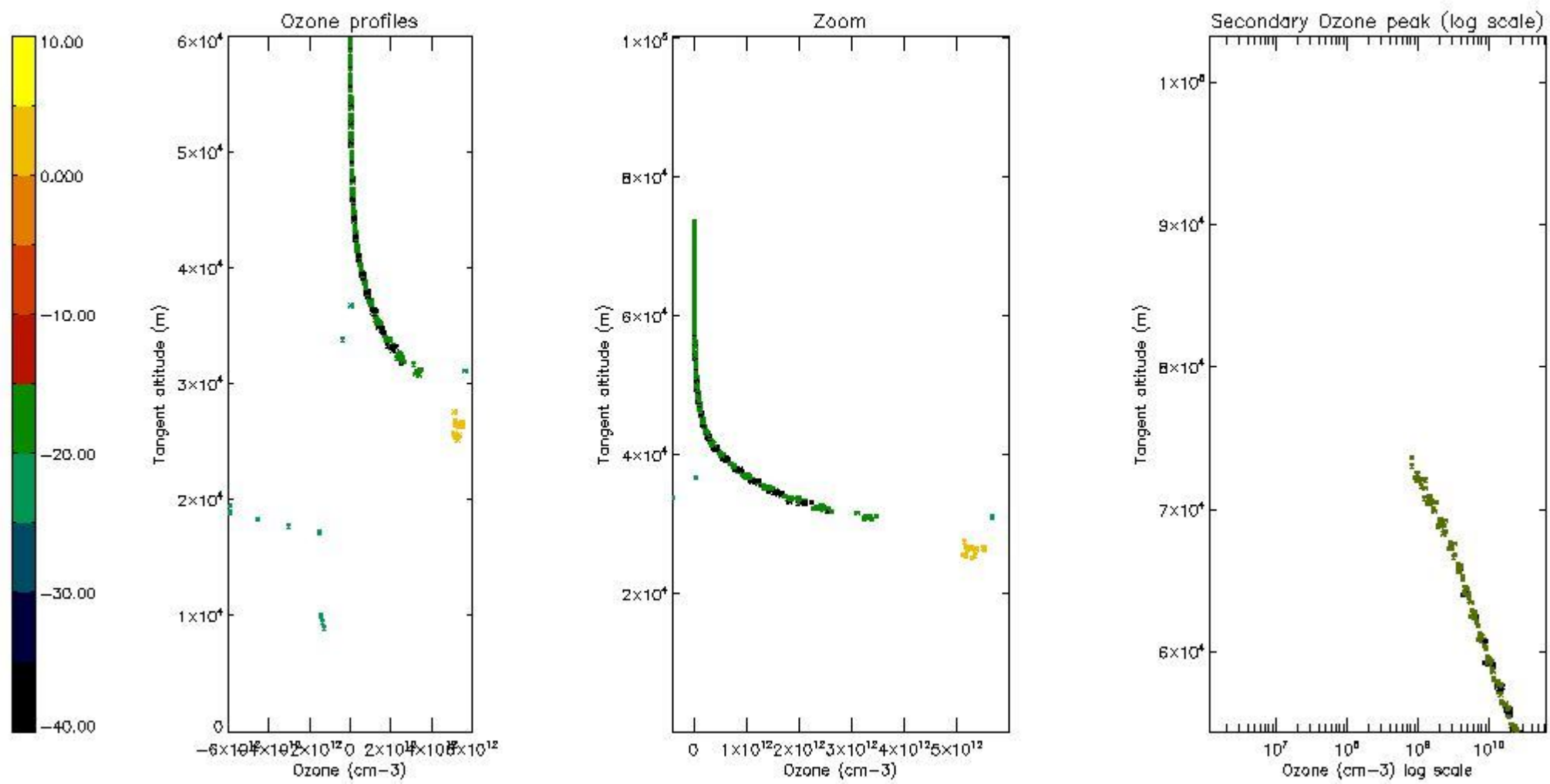
5.4 Plot ozone profiles where STD < 10% (dark without errors)

The colorbar represents the latitude.



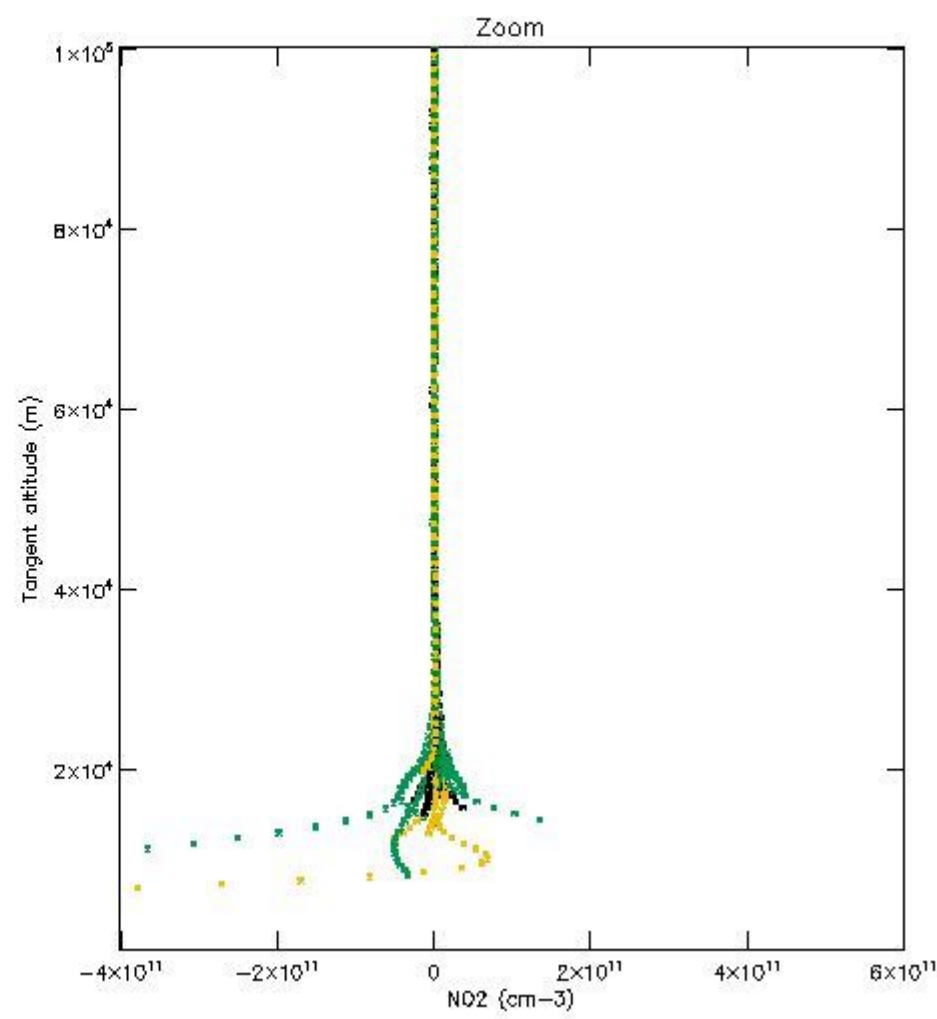
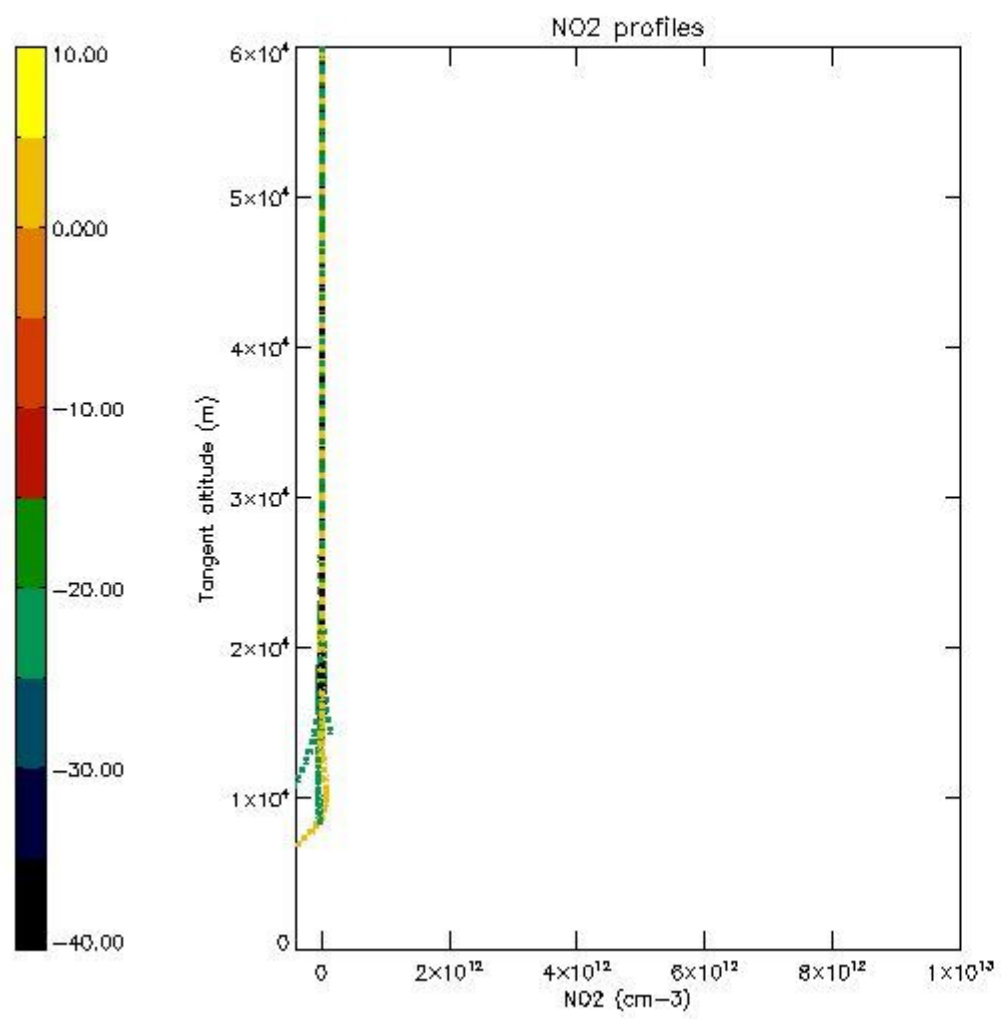
5.5 Plot ozone profiles where STD < 5% (dark without errors)

The colorbar represents the latitude.



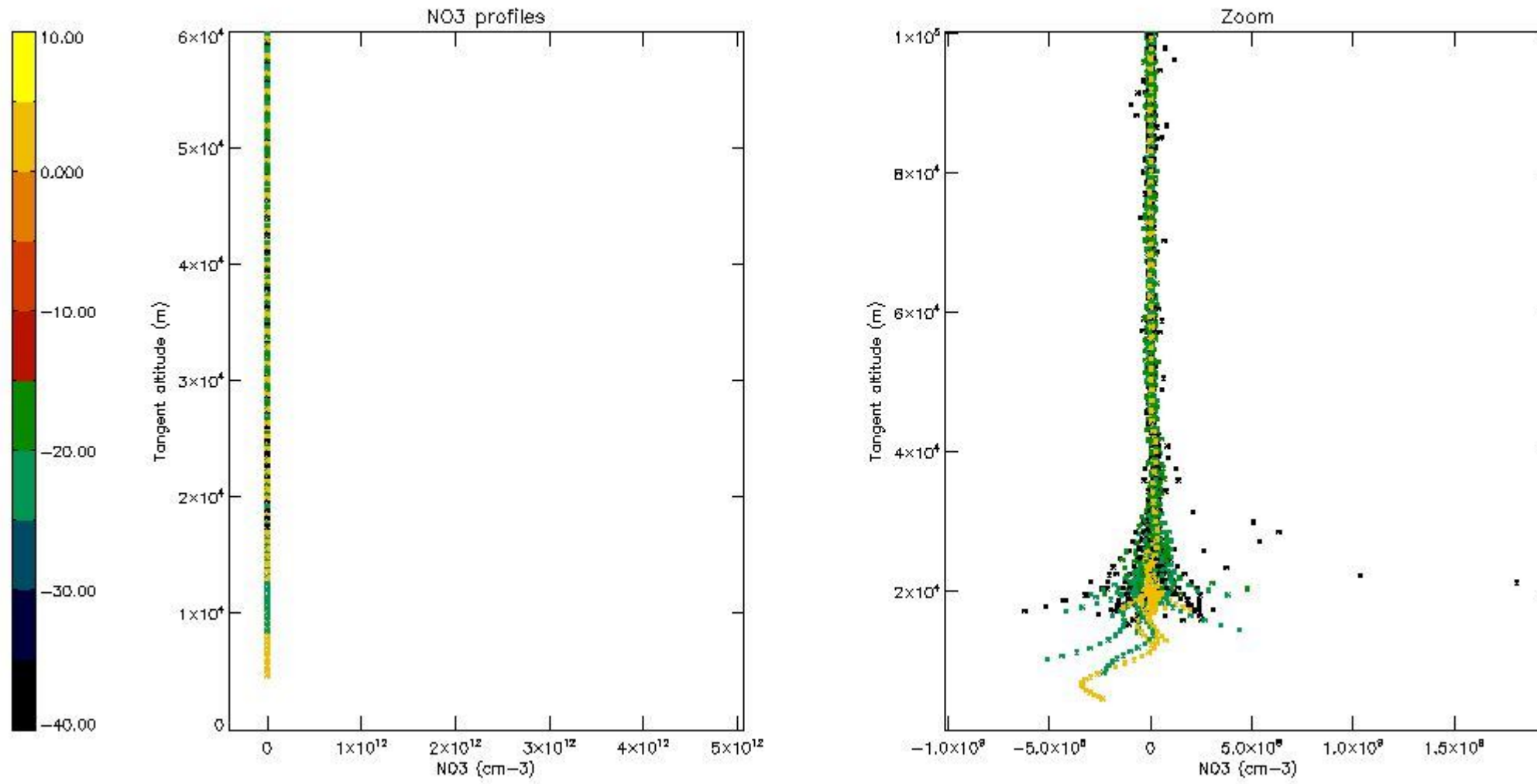
5.6 Plot NO₂ profiles for all STD (dark without errors)

The colorbar represents the latitude.



5.7 Plot NO3 profiles for all STD (dark without errors)

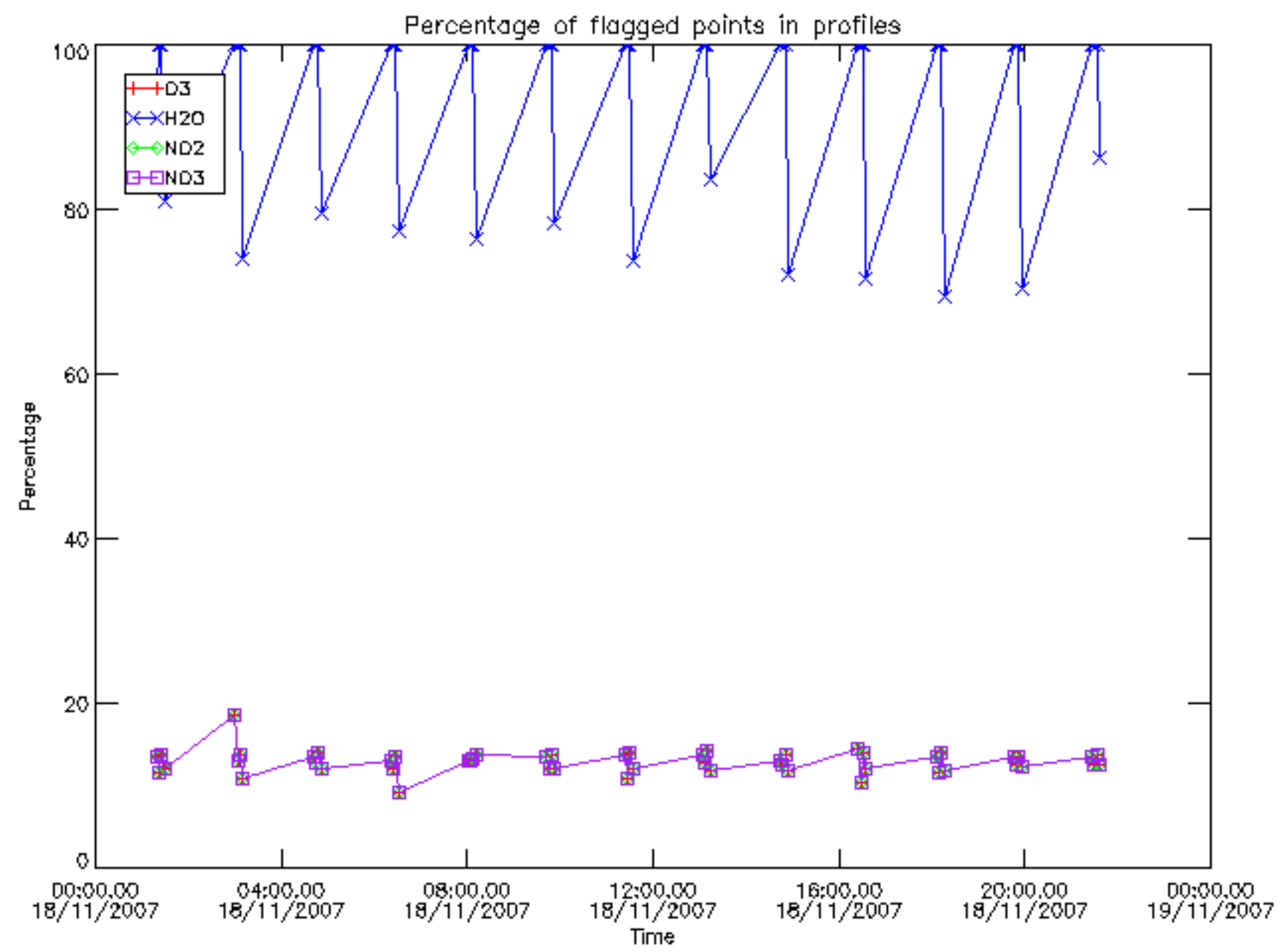
The colorbar represents the latitude.



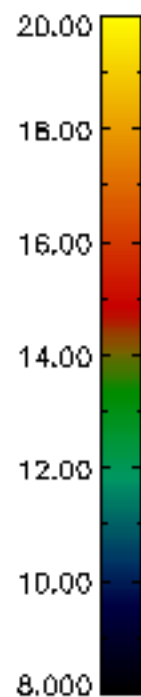
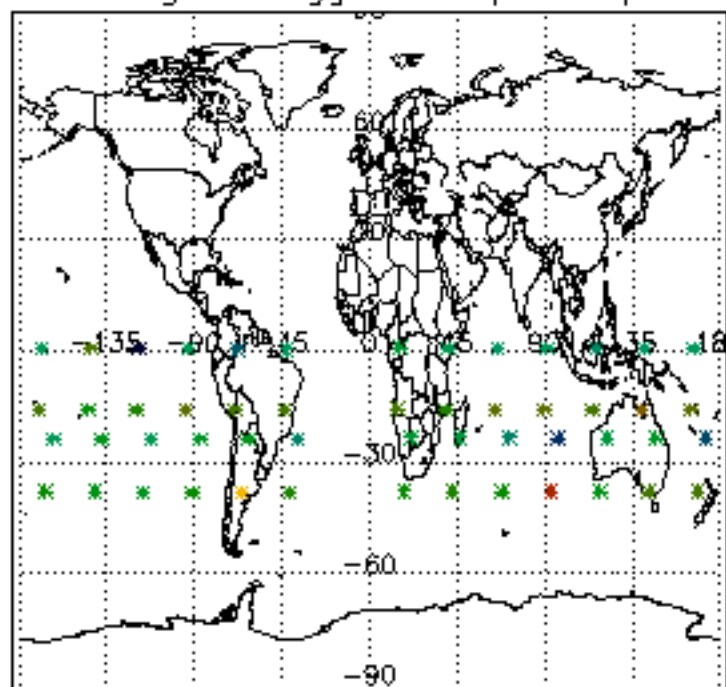
6. Auxiliary Data Files used for the production reported in section 2

The number reported in the third column indicates since which file (see list in section 2) the corresponding auxiliary file has been used. The fourth column is the date of those product files.

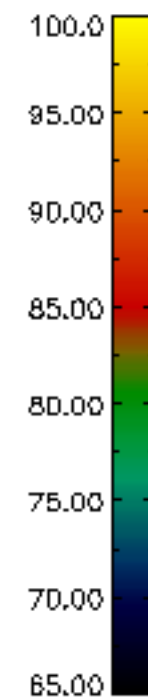
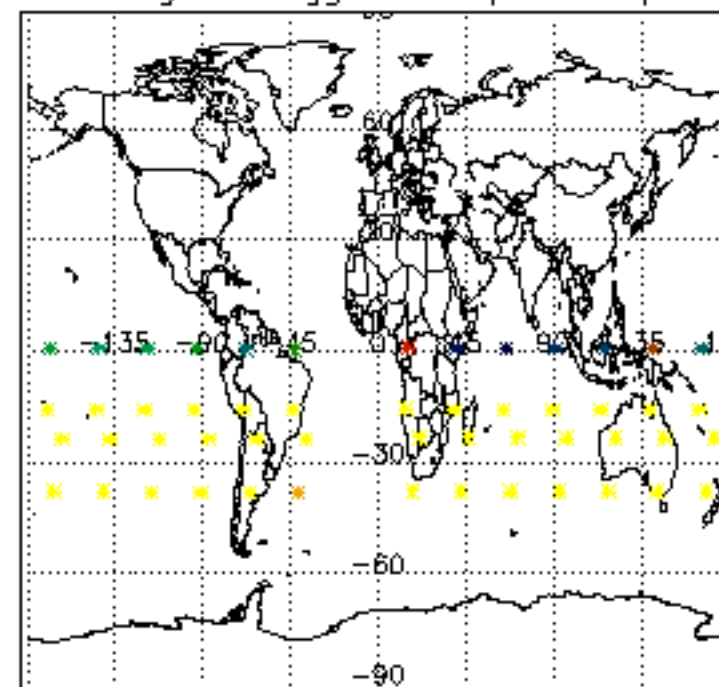
Type	Auxiliary Filename	Used since product	Used since product date
INST_PHYS_CHARACTERISTICS	GOM_INS_AXVIEC20091111_143220_20030716_120000_20500101_000000	1	18-NOV-2007 00:03:06
LEVEL-2_PROC_CONFIG	GOM_PR2_AXVIEC20091111_152718_20020301_000000_20500101_000000	1	18-NOV-2007 00:03:06
CROSS_SECTIONS_FILE	GOM_CRS_AXVIEC20091111_154832_20020301_000000_20500101_000000	1	18-NOV-2007 00:03:06



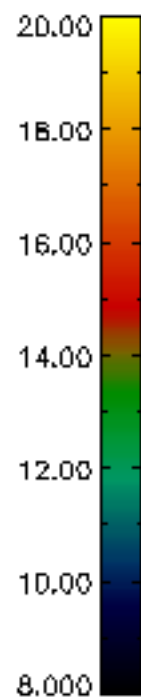
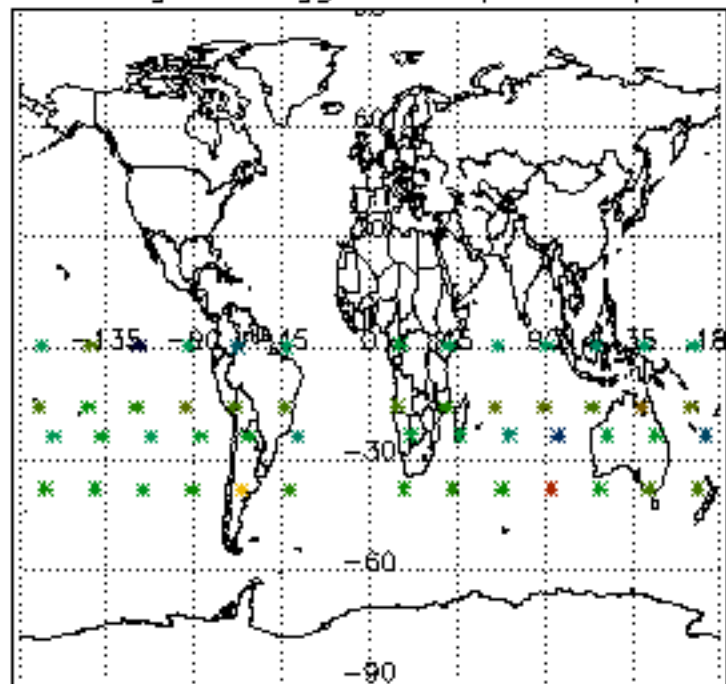
Percentage of flagged data per D3 profile



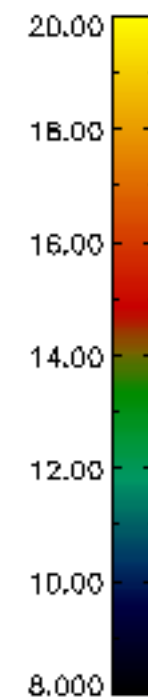
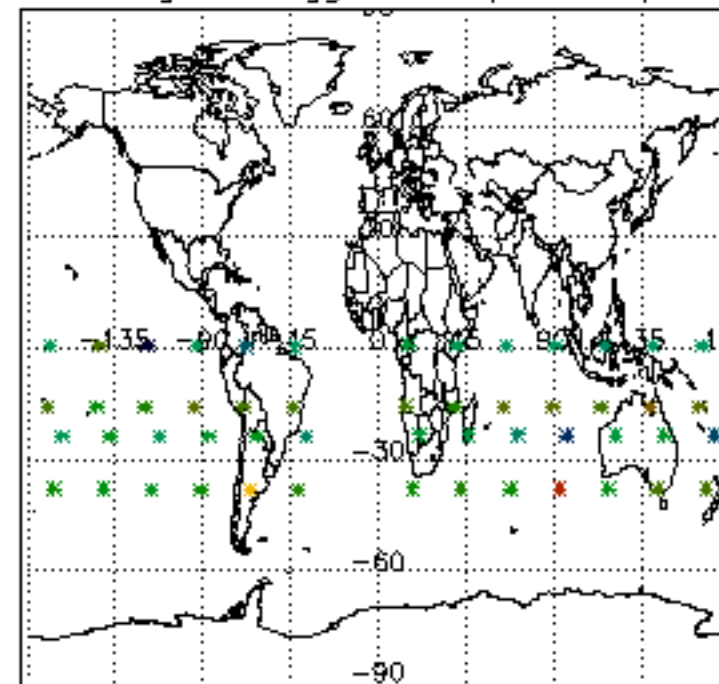
Percentage of flagged data per H2O profile

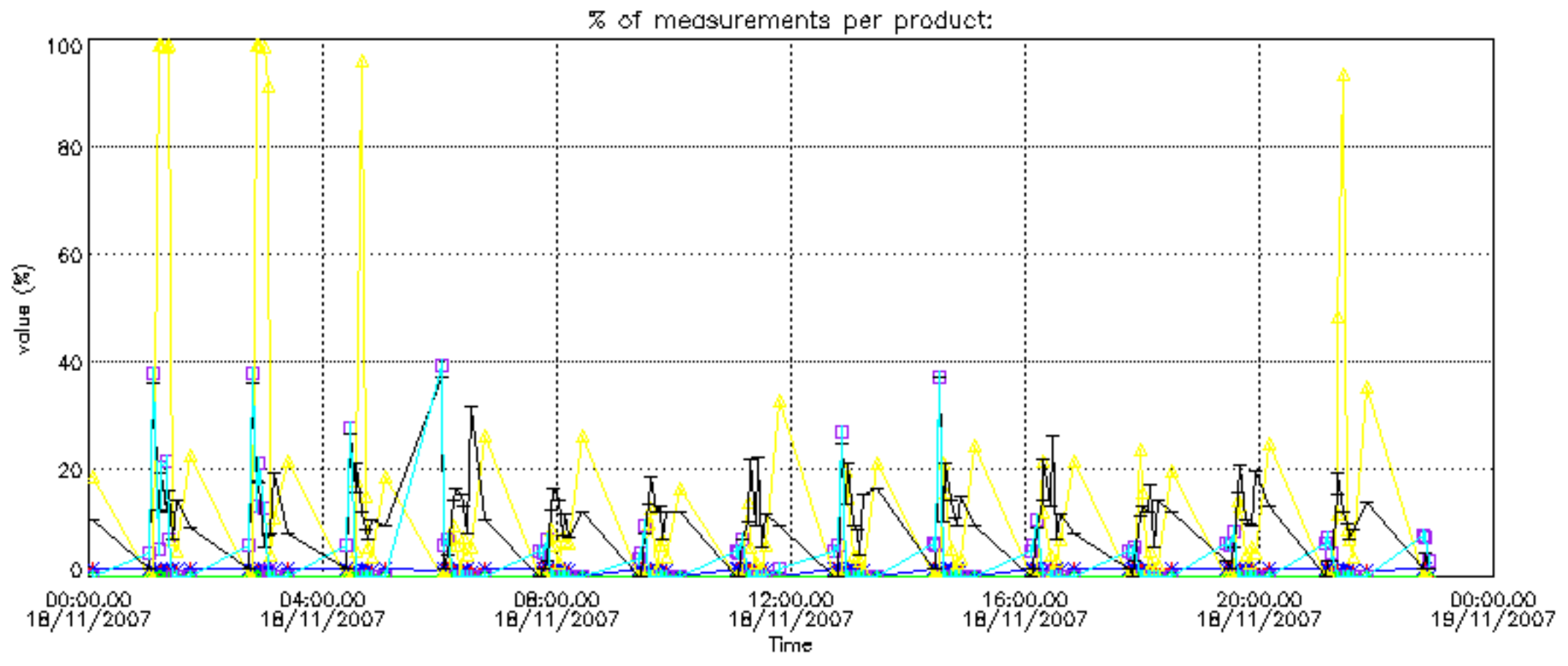


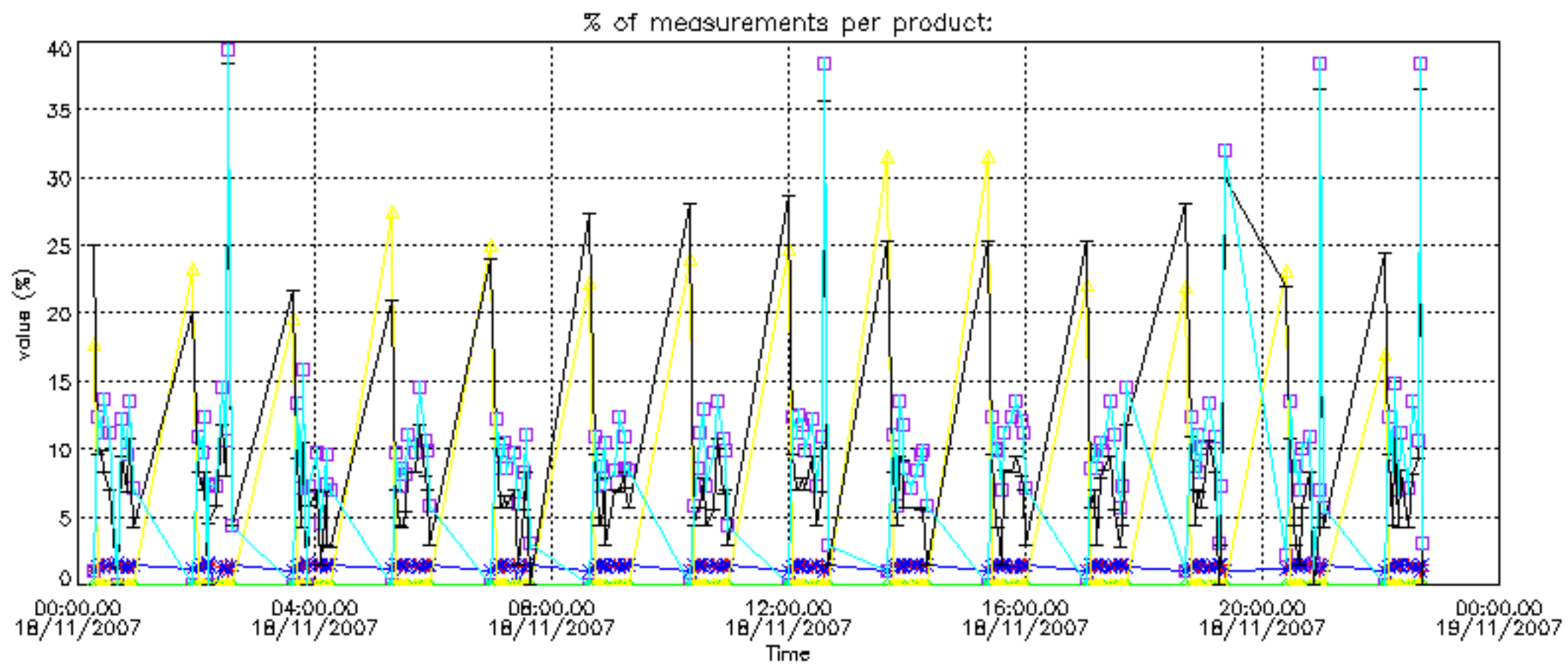
Percentage of flagged data per NO2 profile



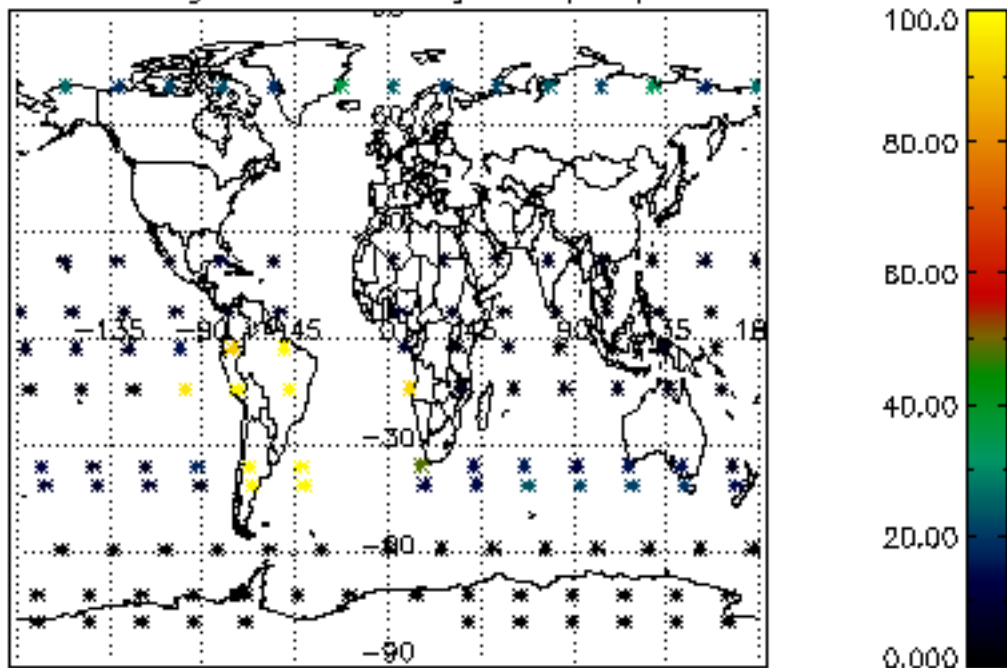
Percentage of flagged data per NO3 profile



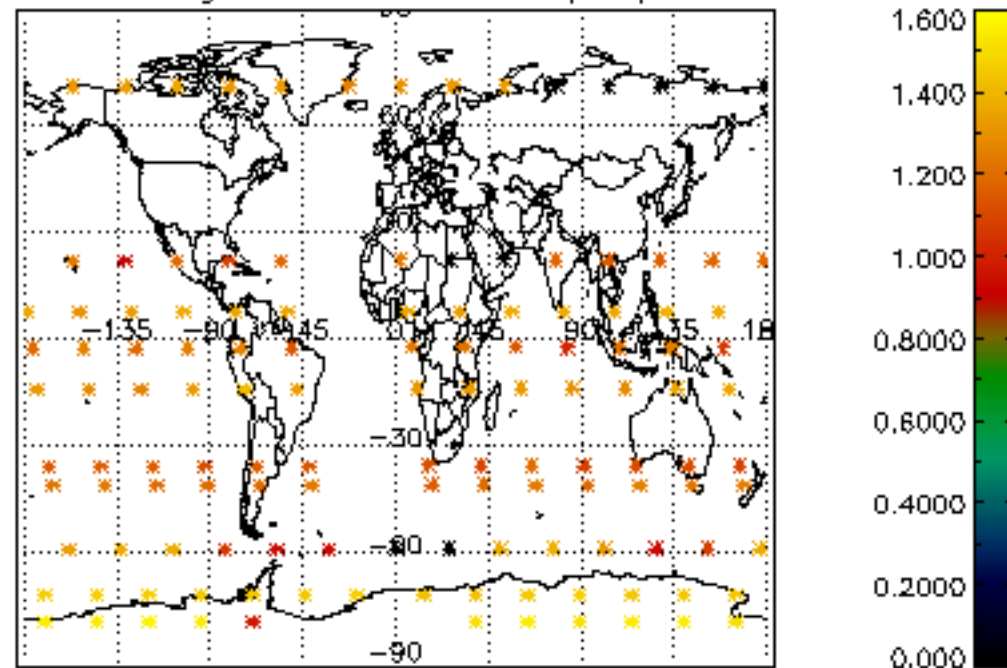




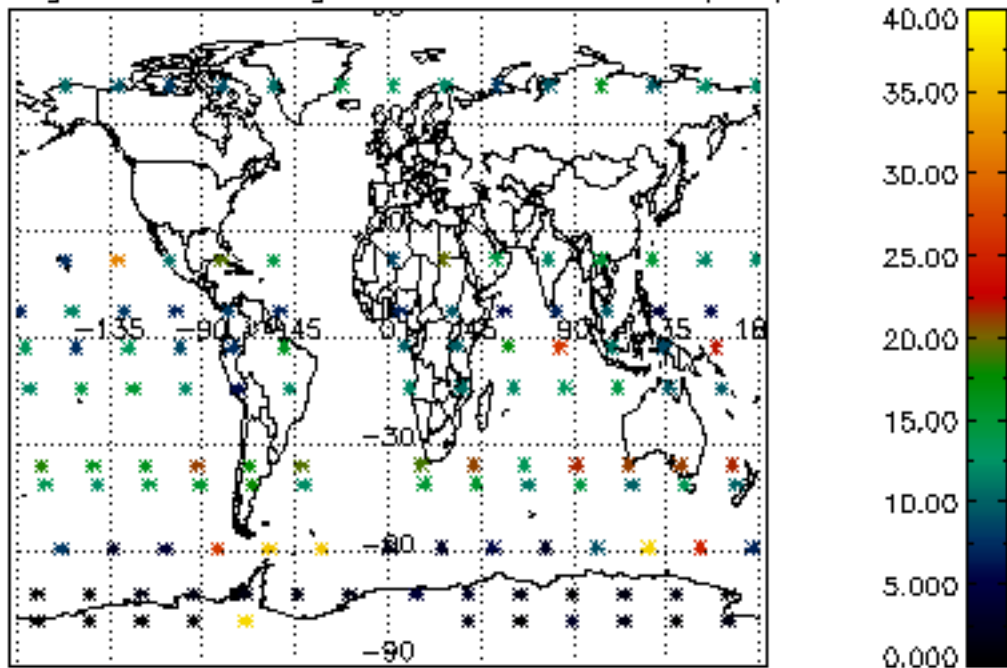
Percentage of cosmic ray hits per profile



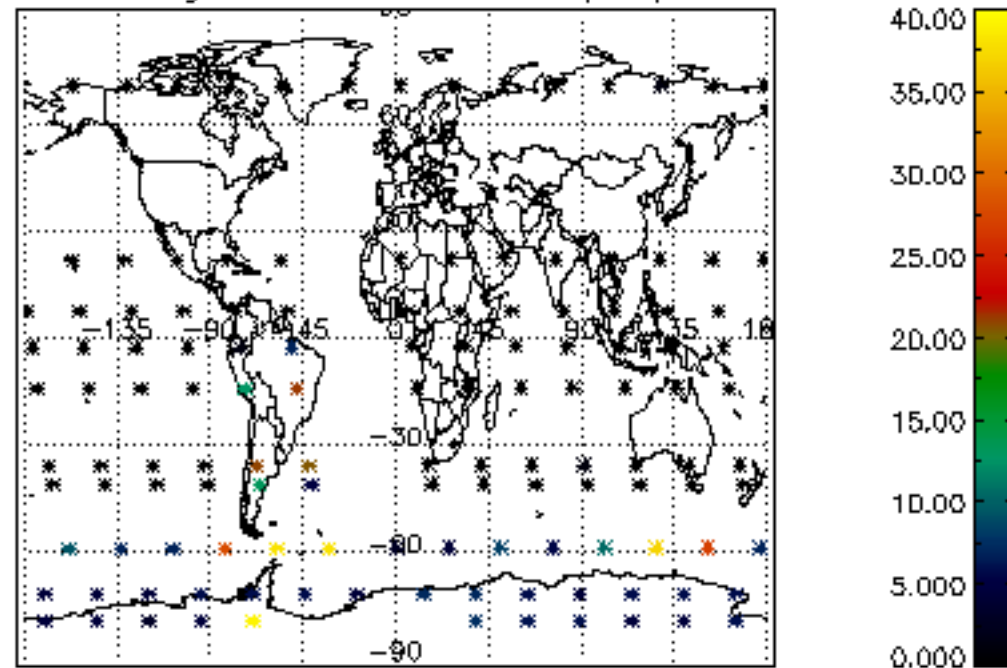
Percentage of datation errors per profile



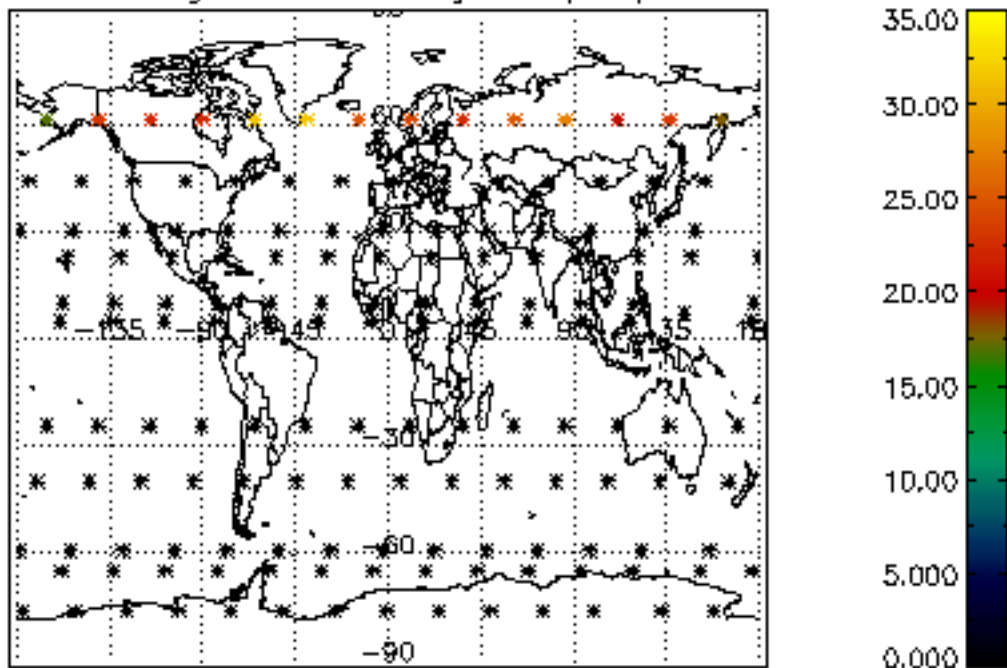
Percentage of star falling outside central band per profile



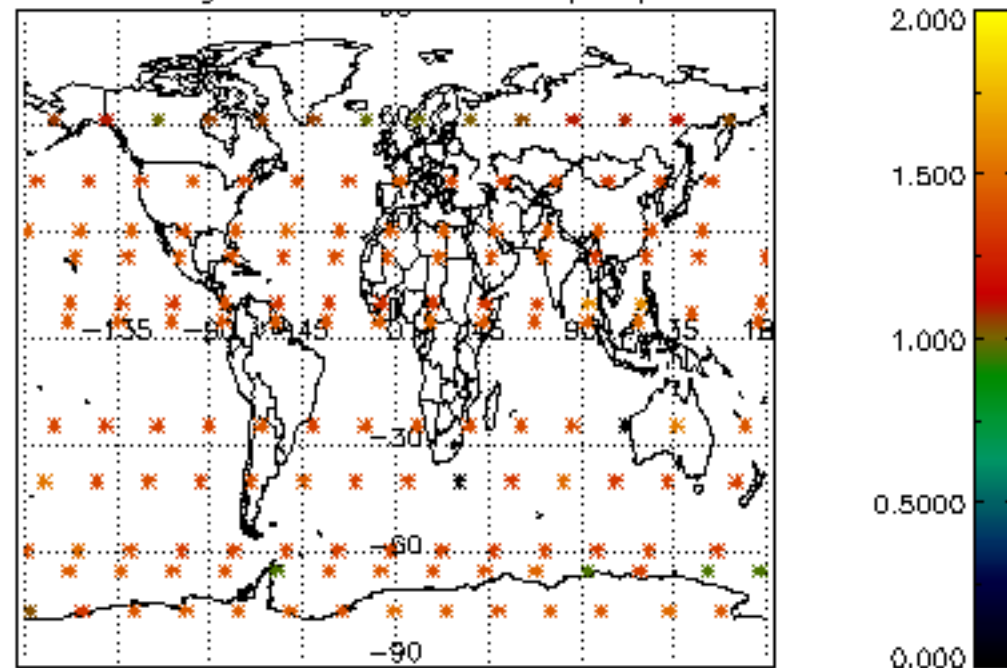
Percentage of saturation errors per profile



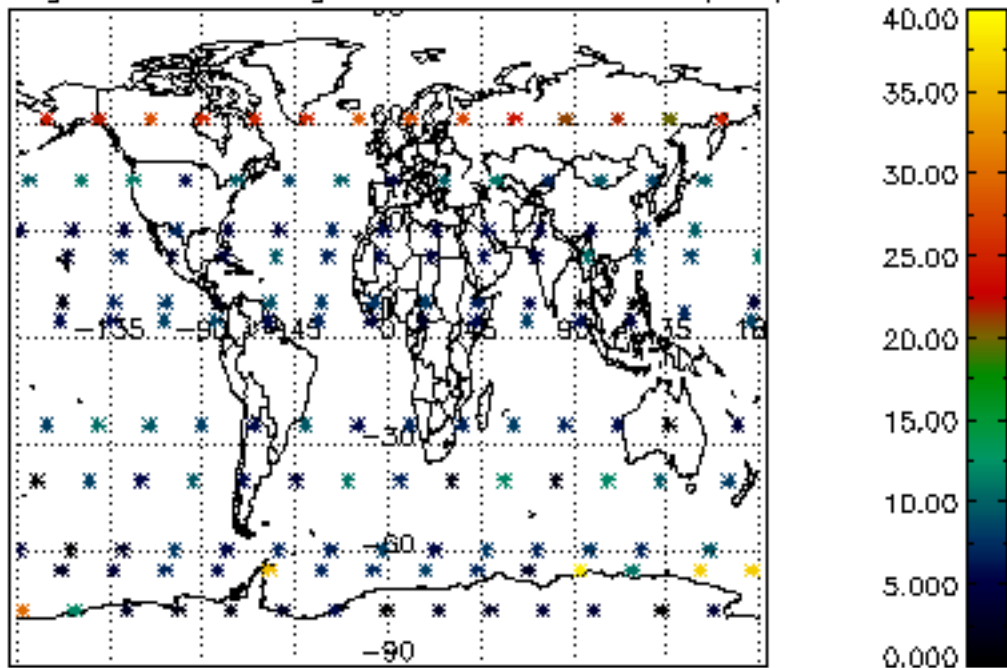
Percentage of cosmic ray hits per profile



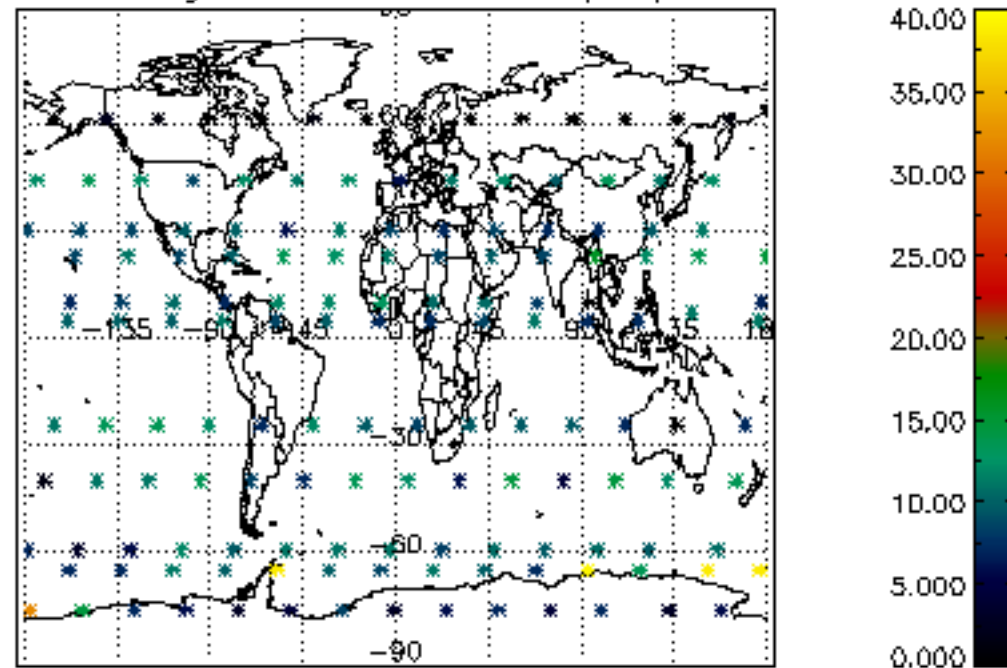
Percentage of datation errors per profile

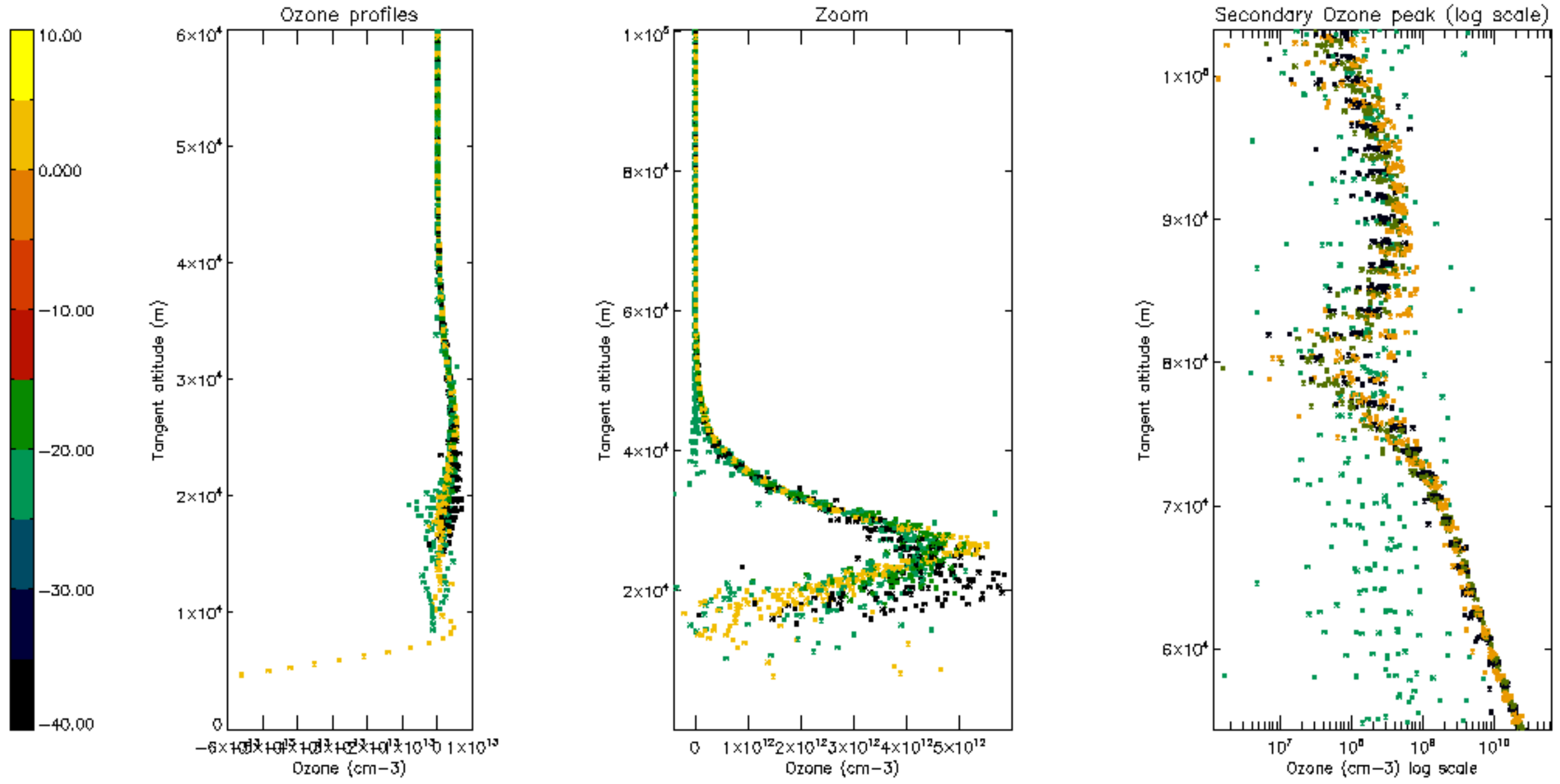


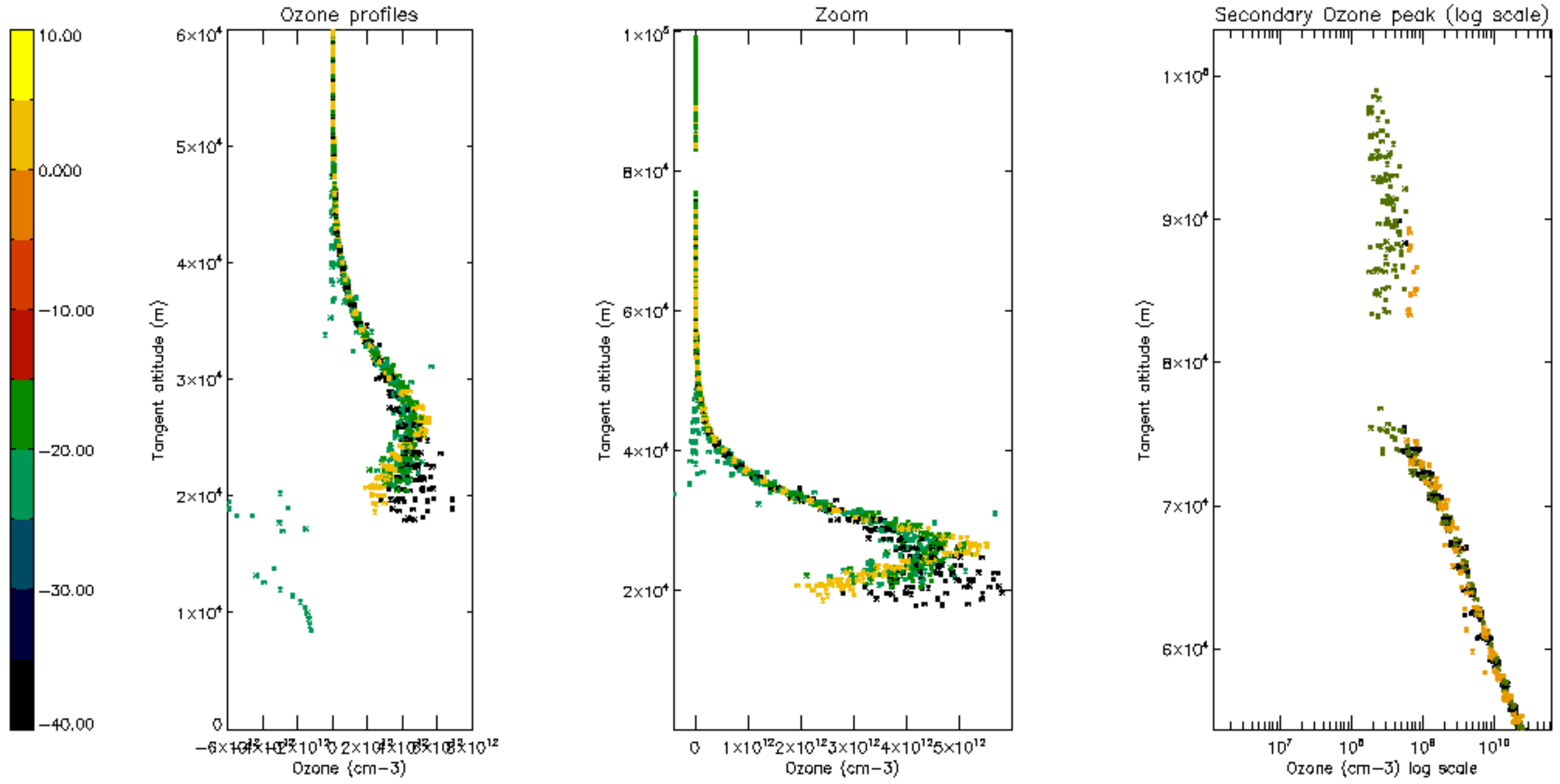
Percentage of star falling outside central band per profile

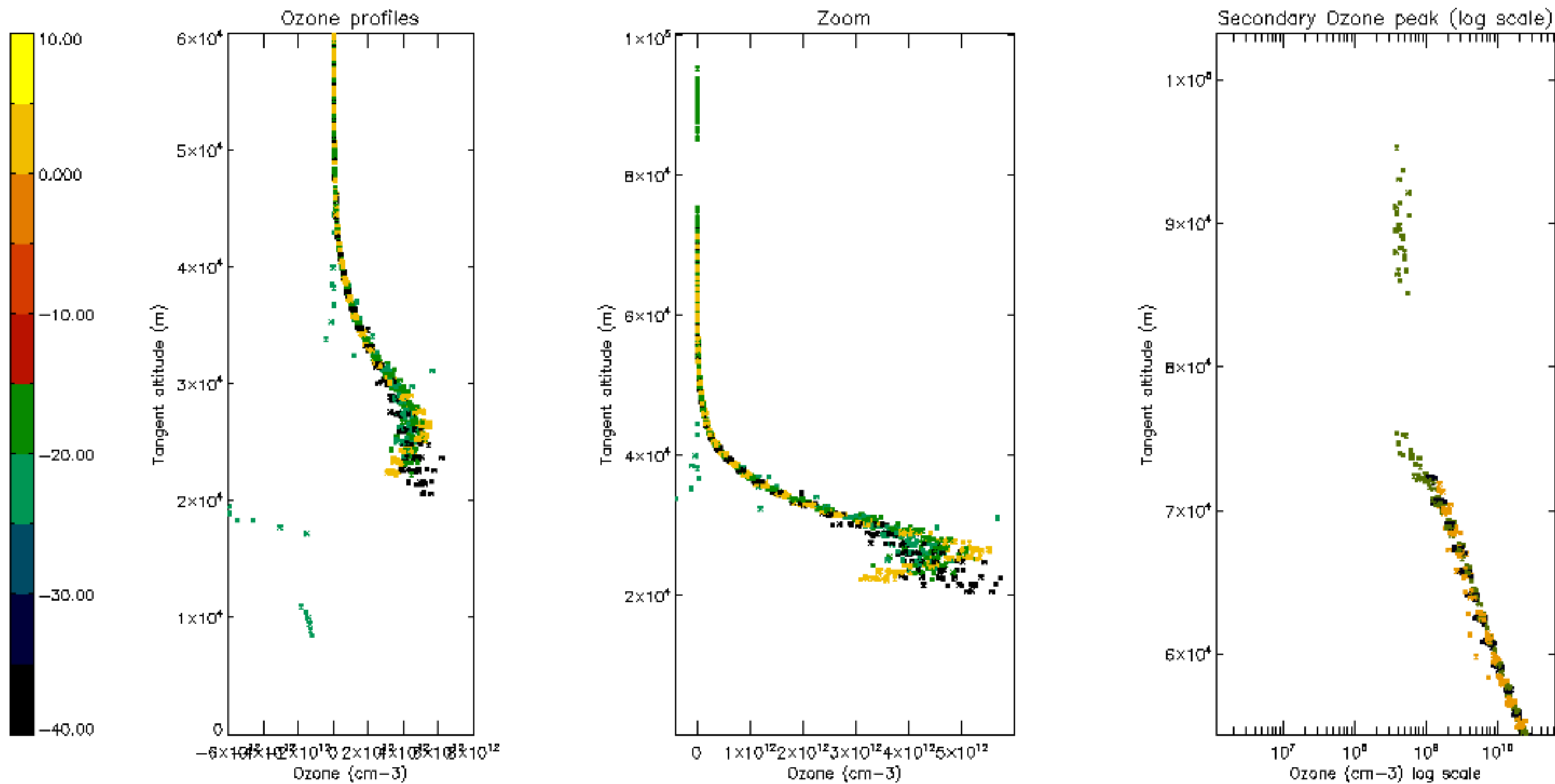


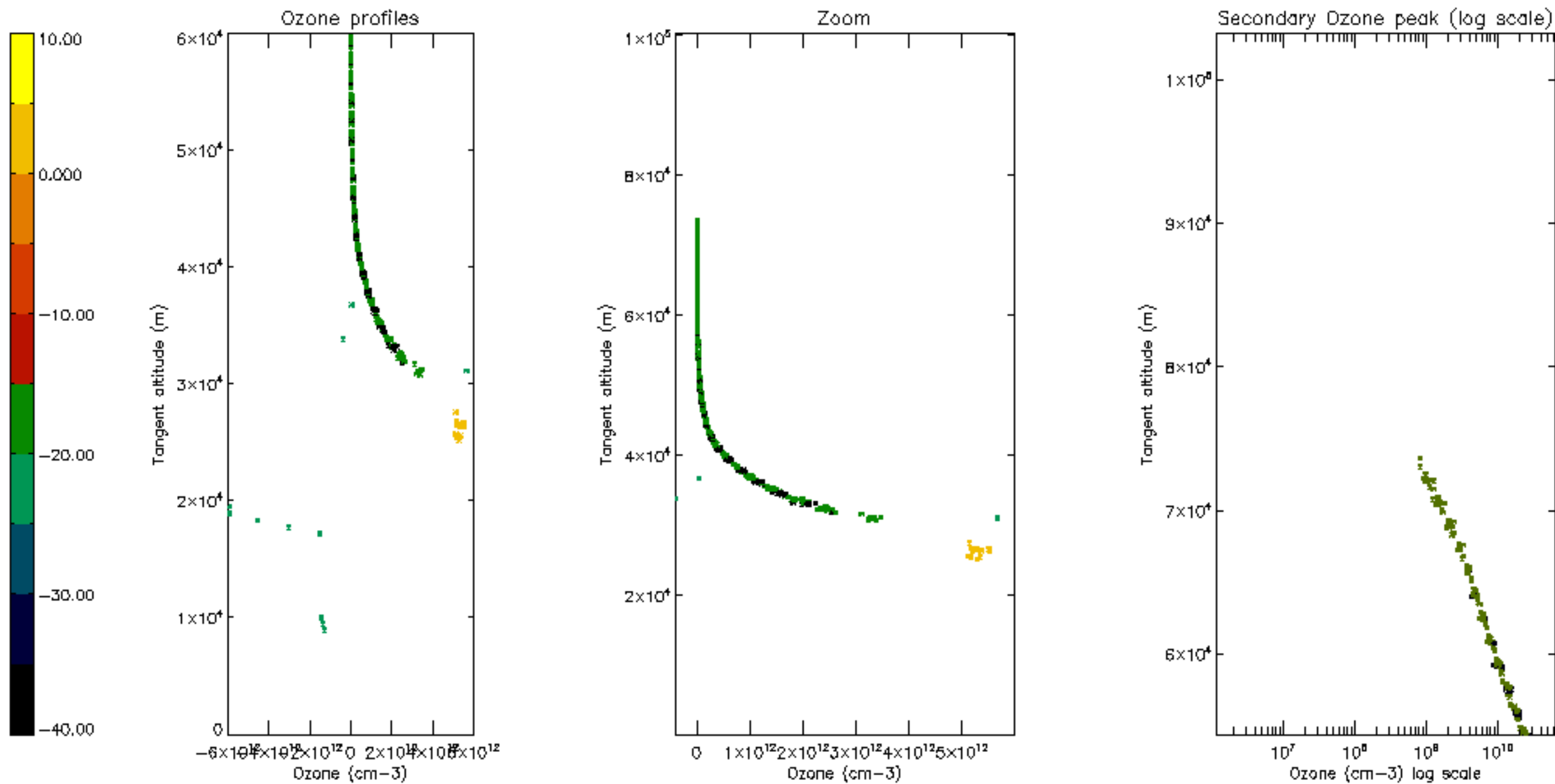
Percentage of saturation errors per profile

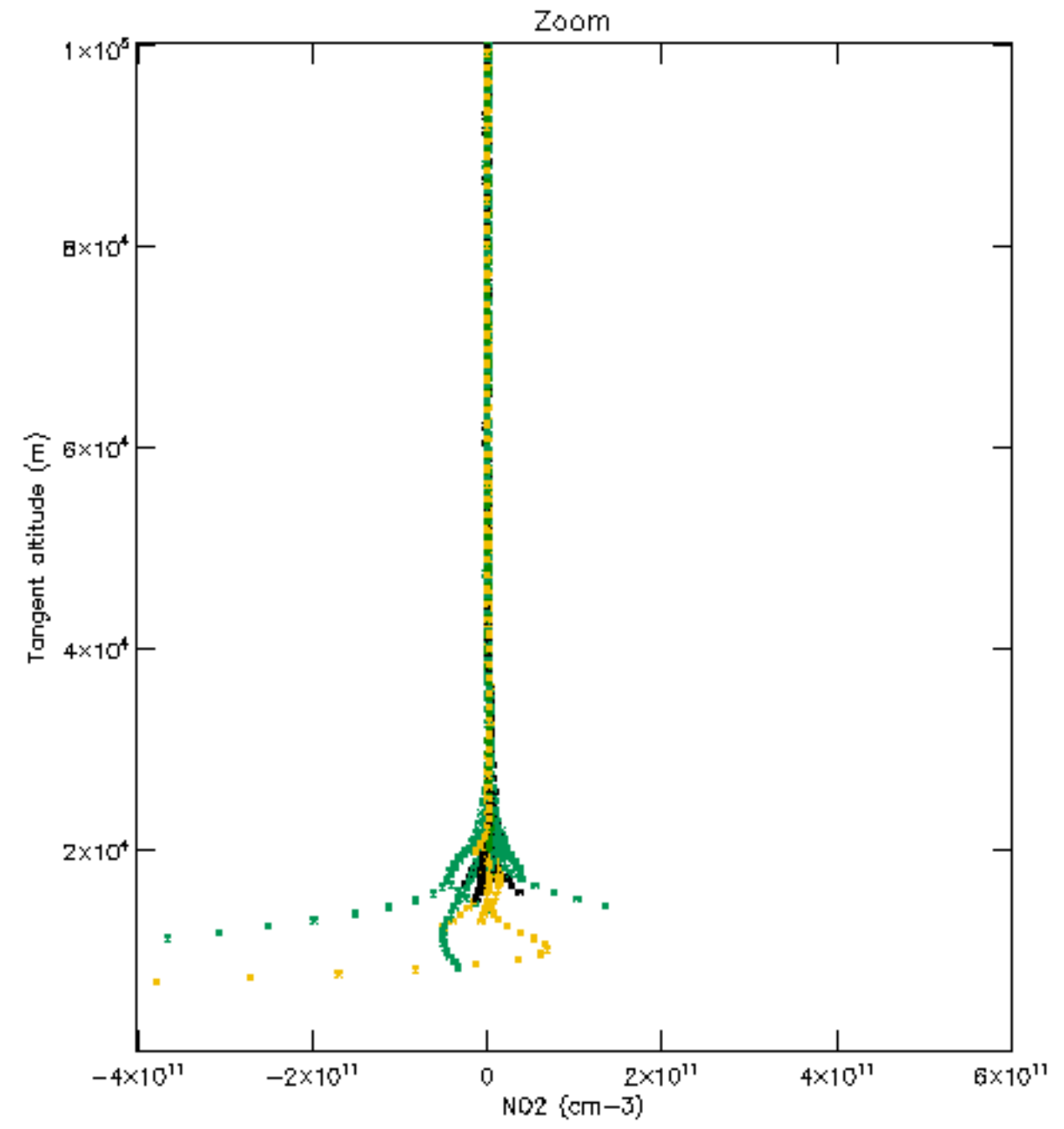
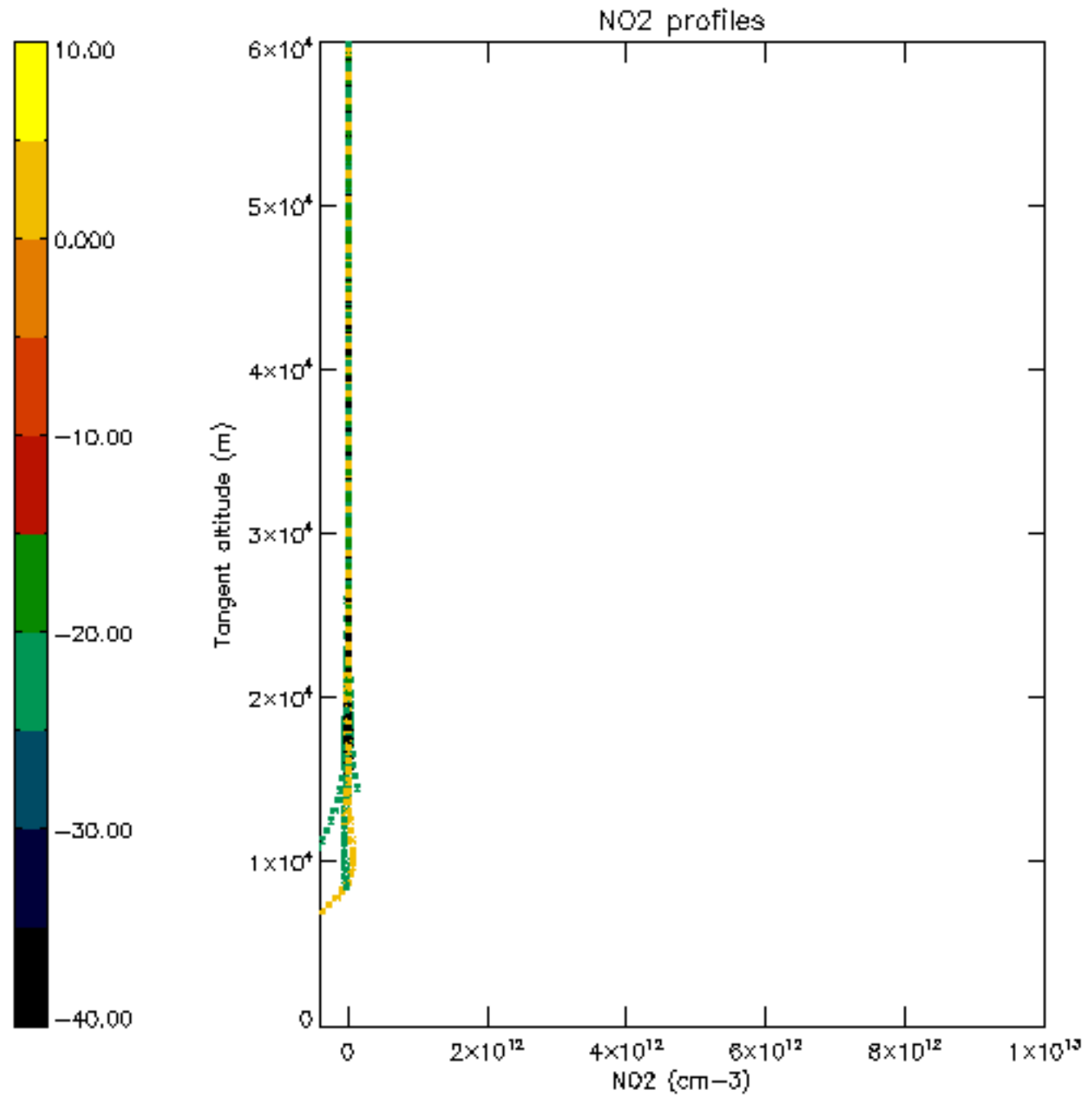


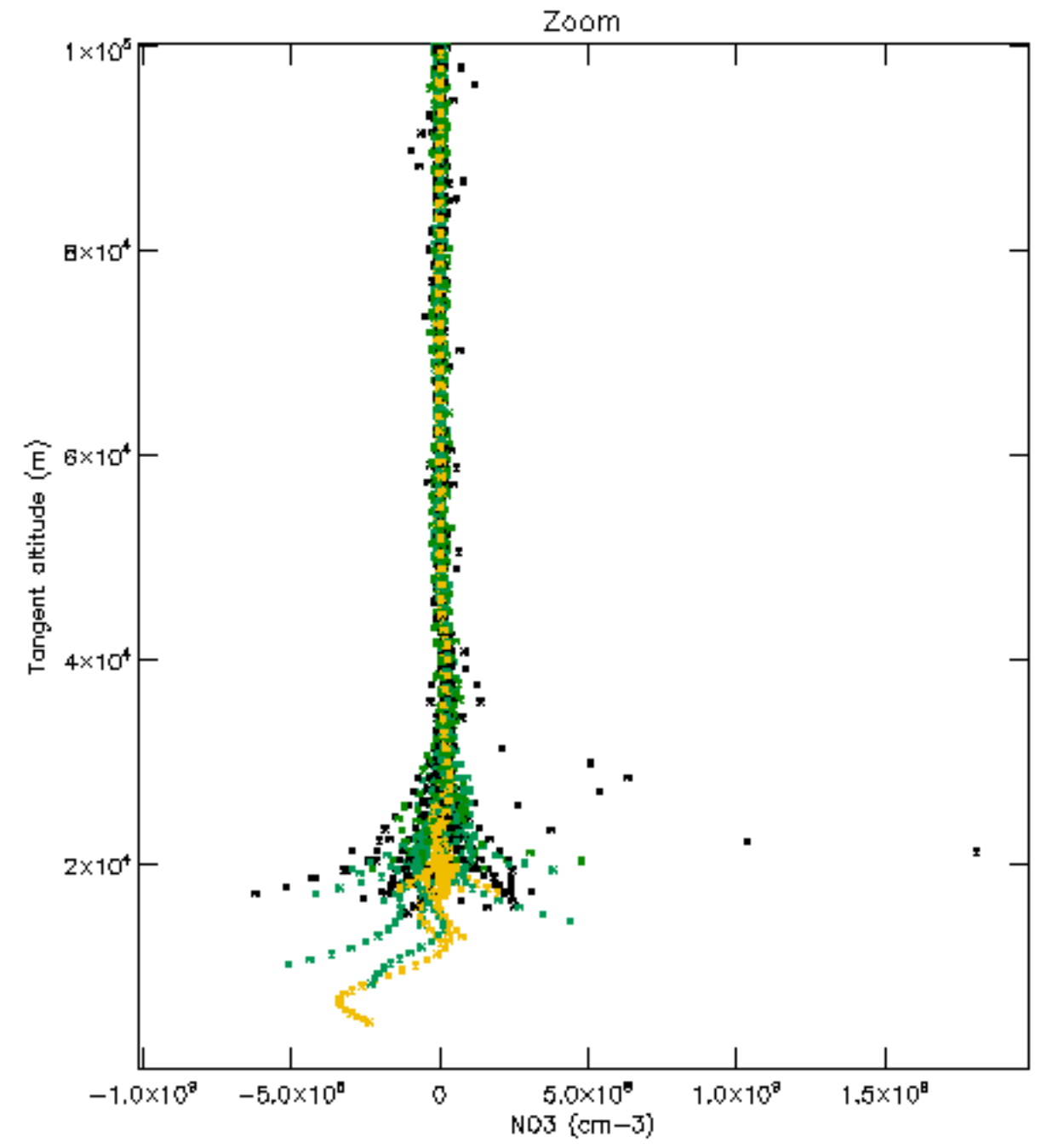
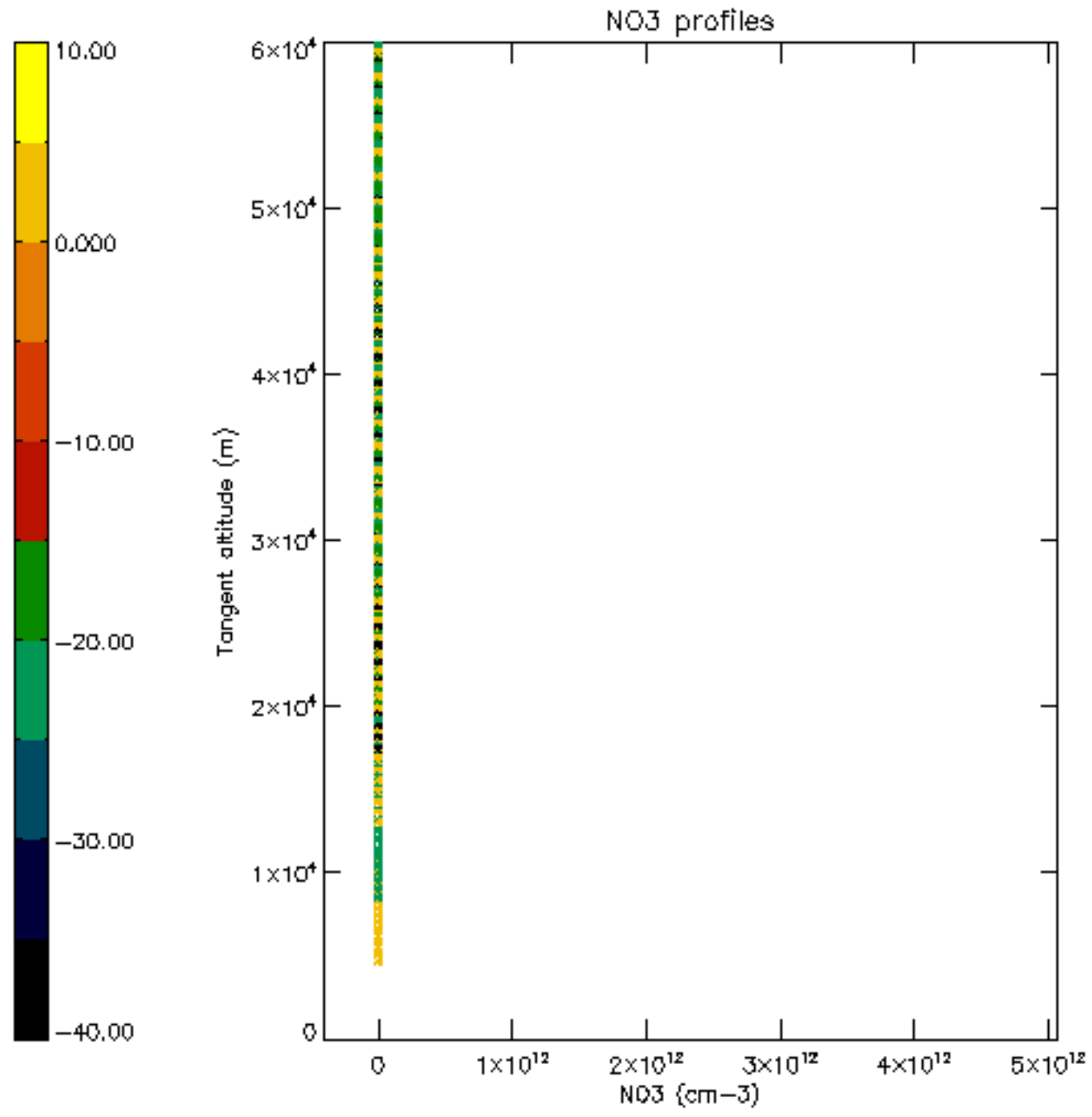


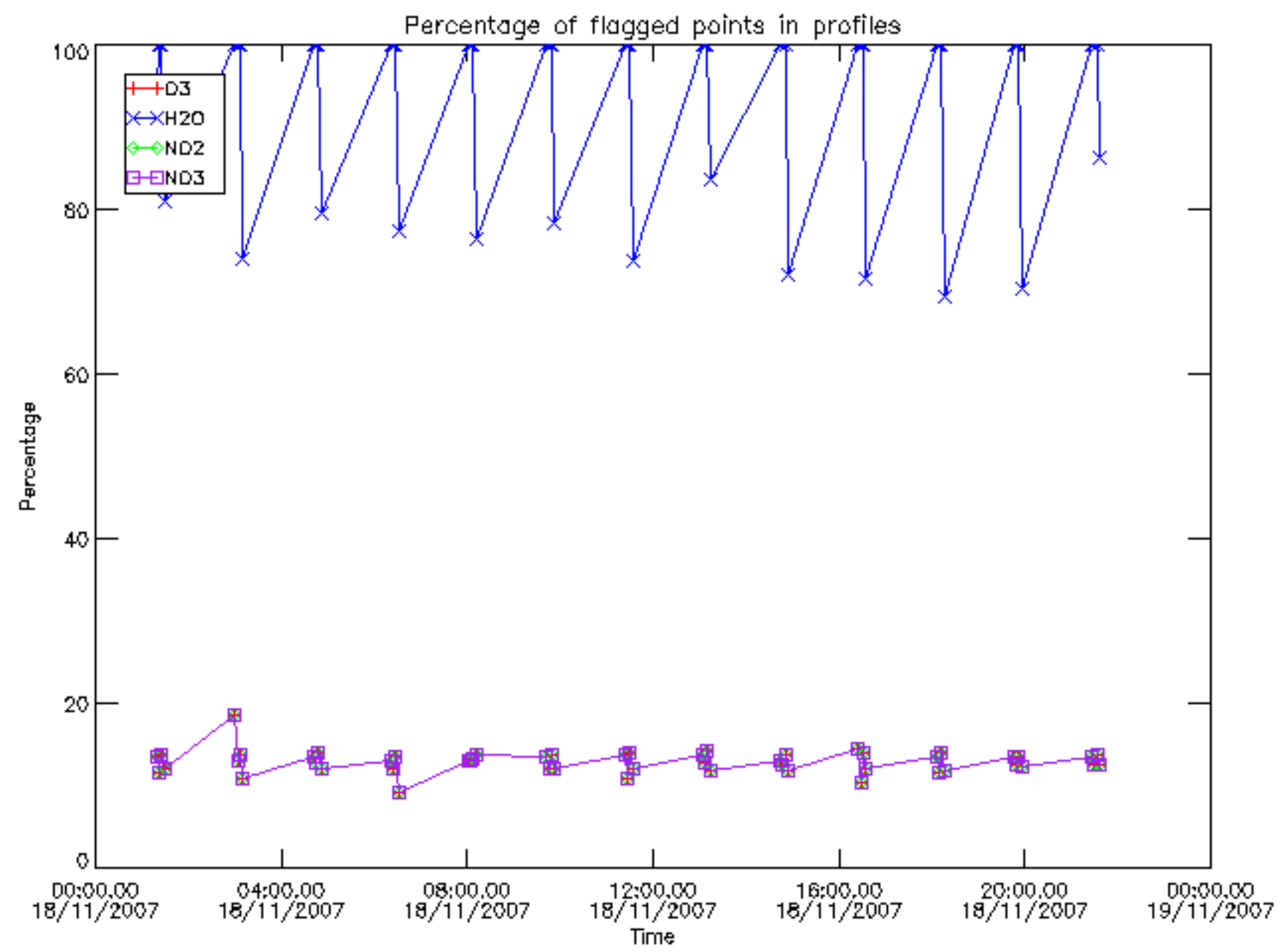




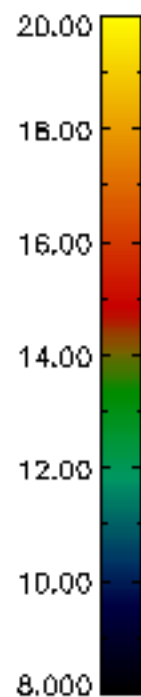
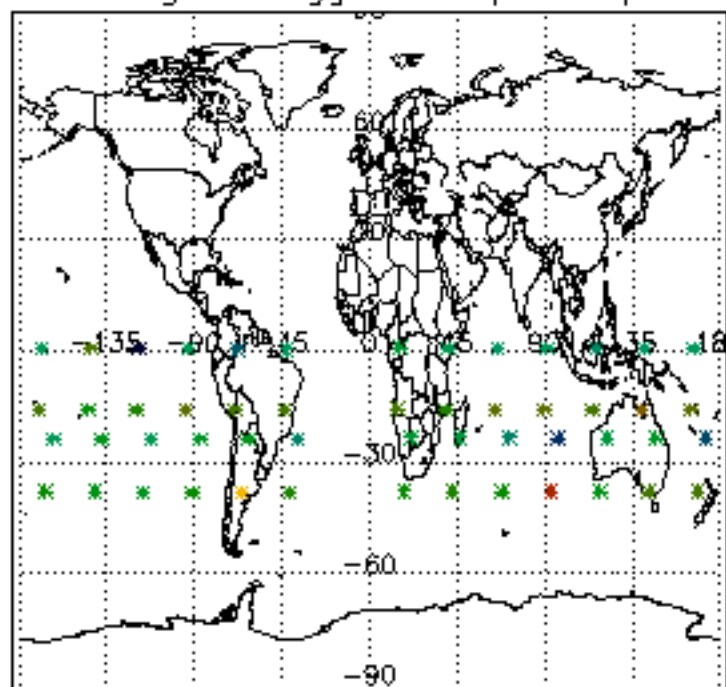




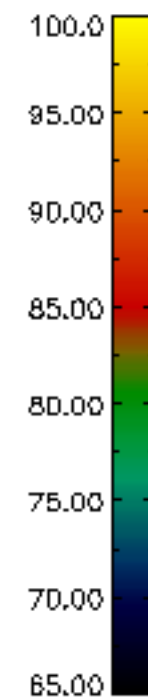
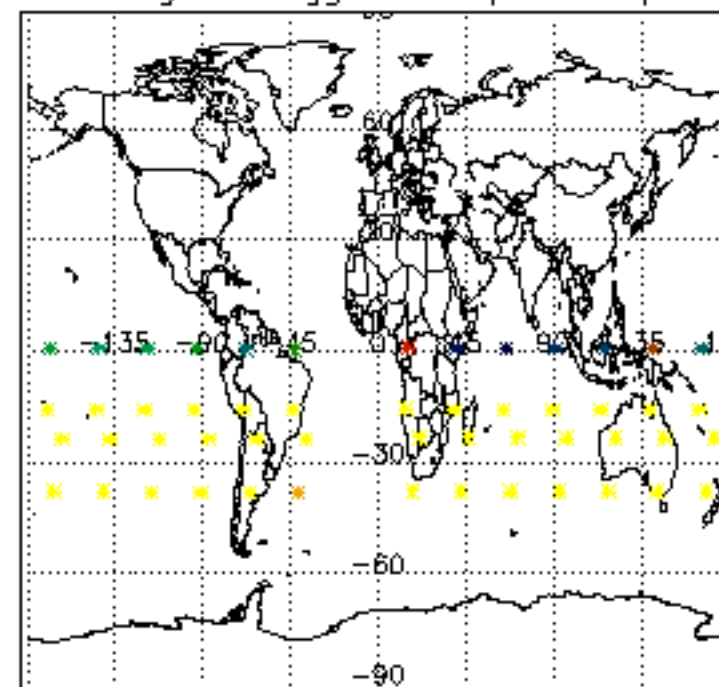




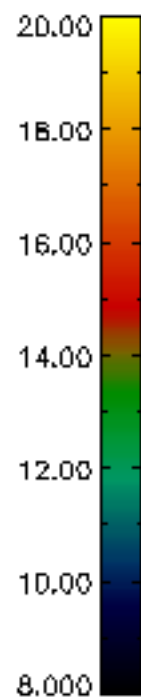
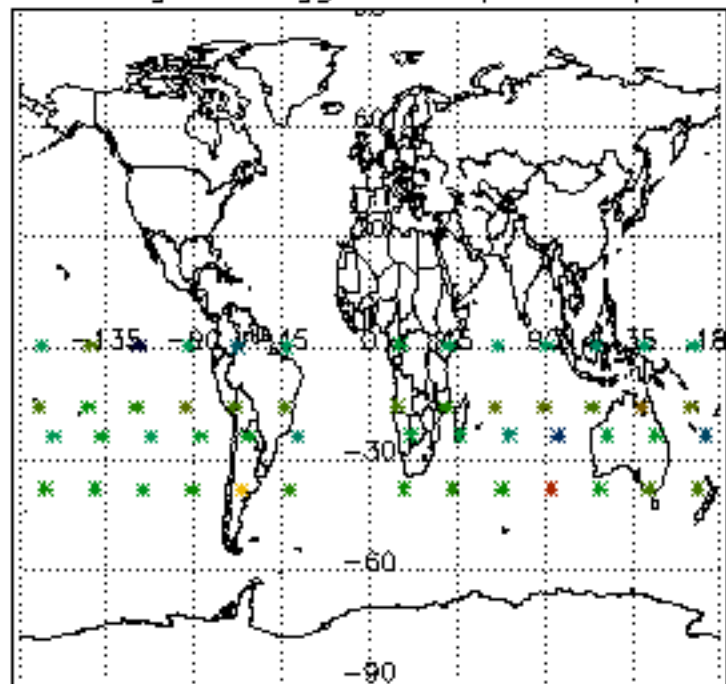
Percentage of flagged data per D3 profile



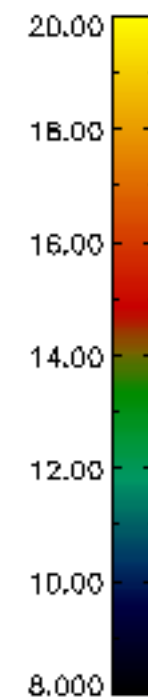
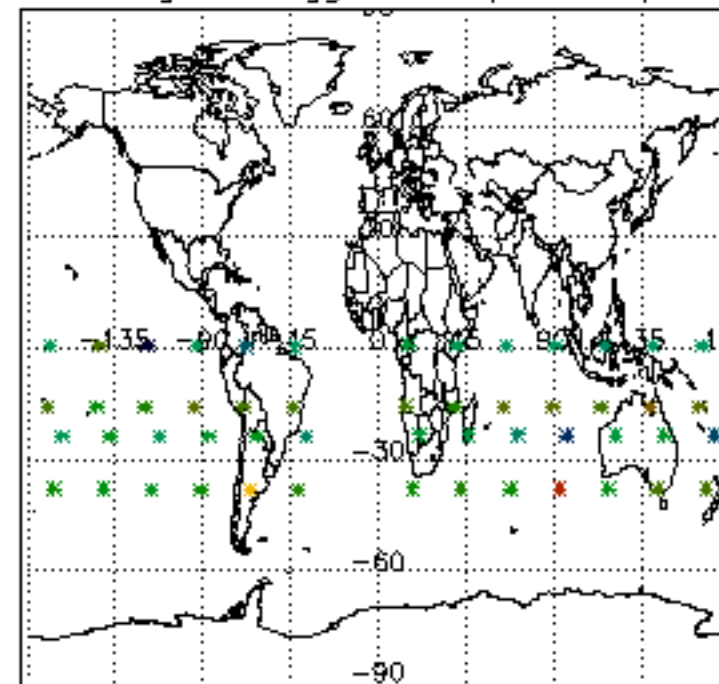
Percentage of flagged data per H2O profile

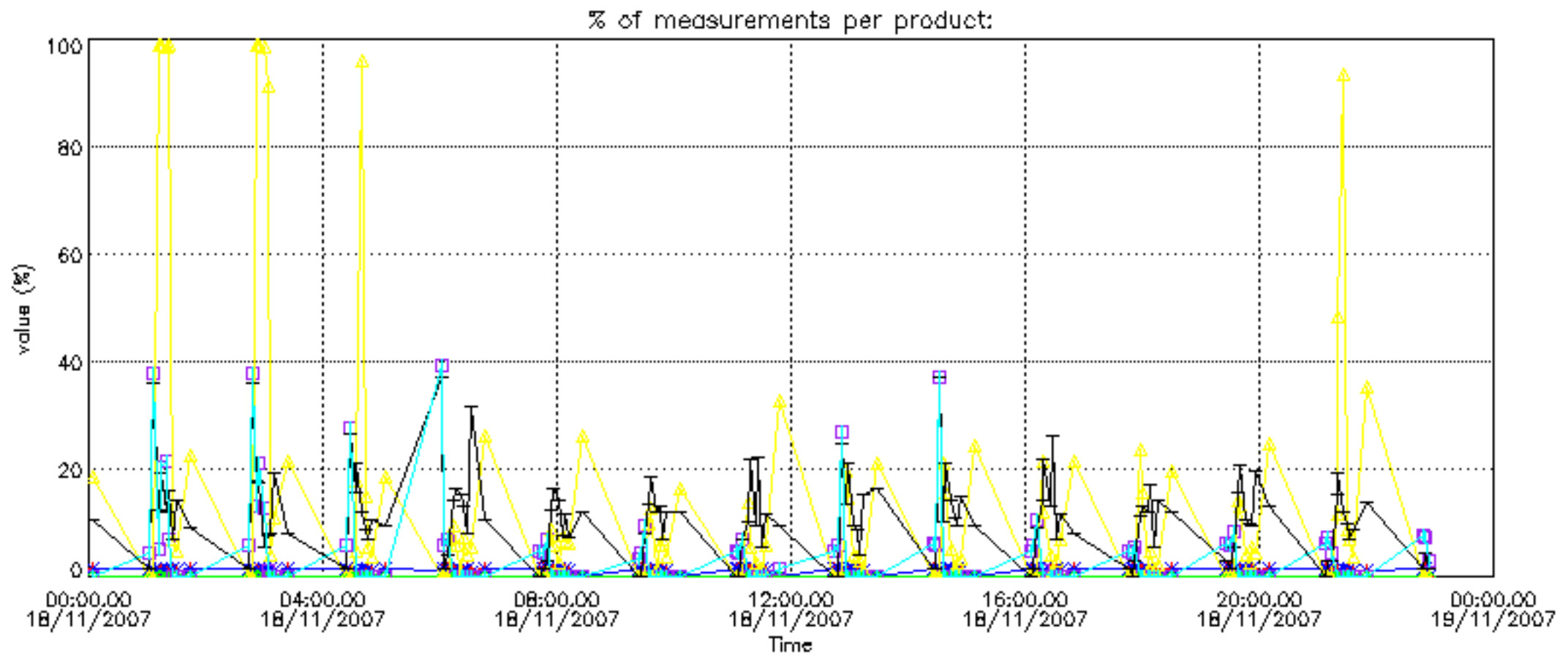


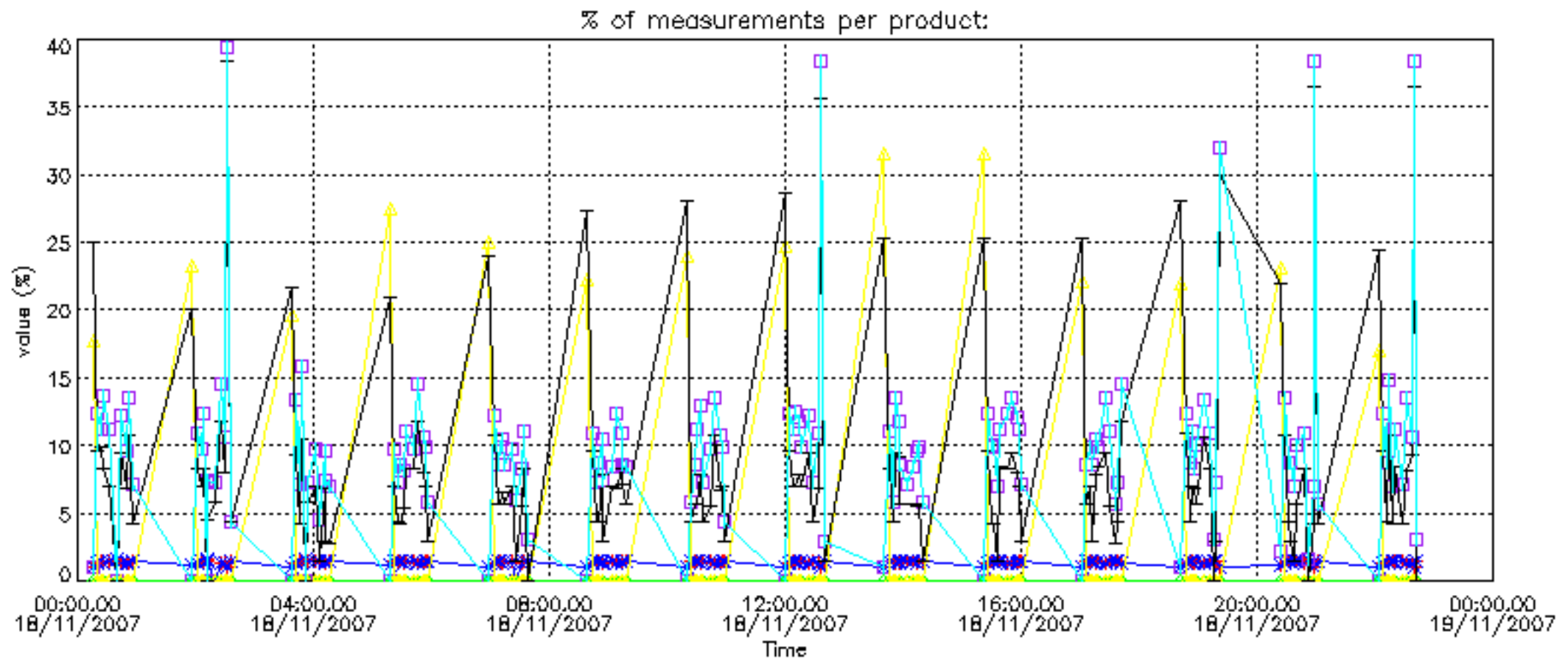
Percentage of flagged data per NO2 profile



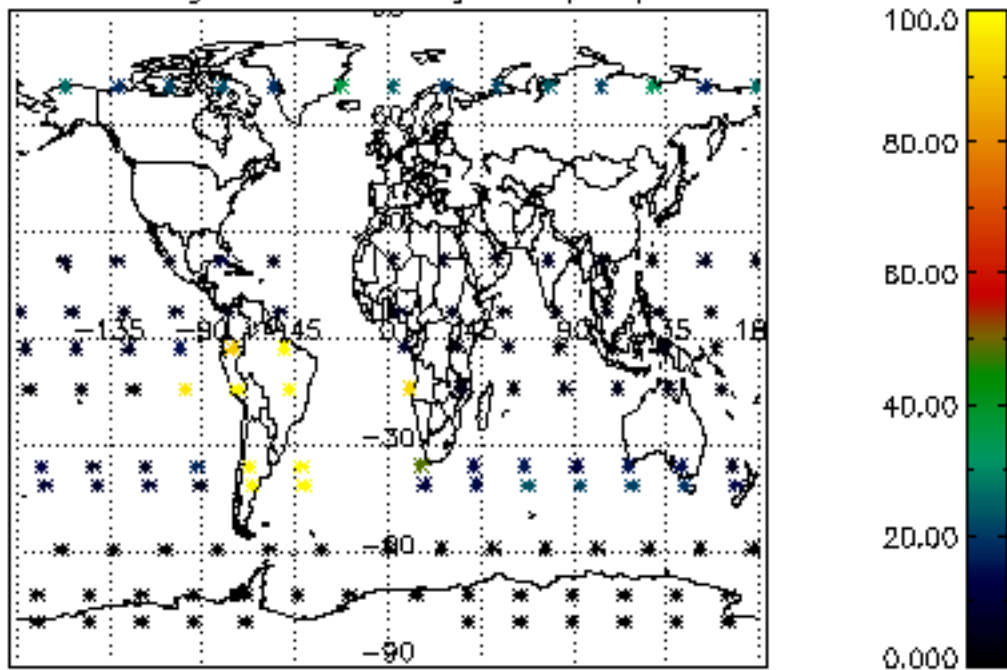
Percentage of flagged data per NO3 profile



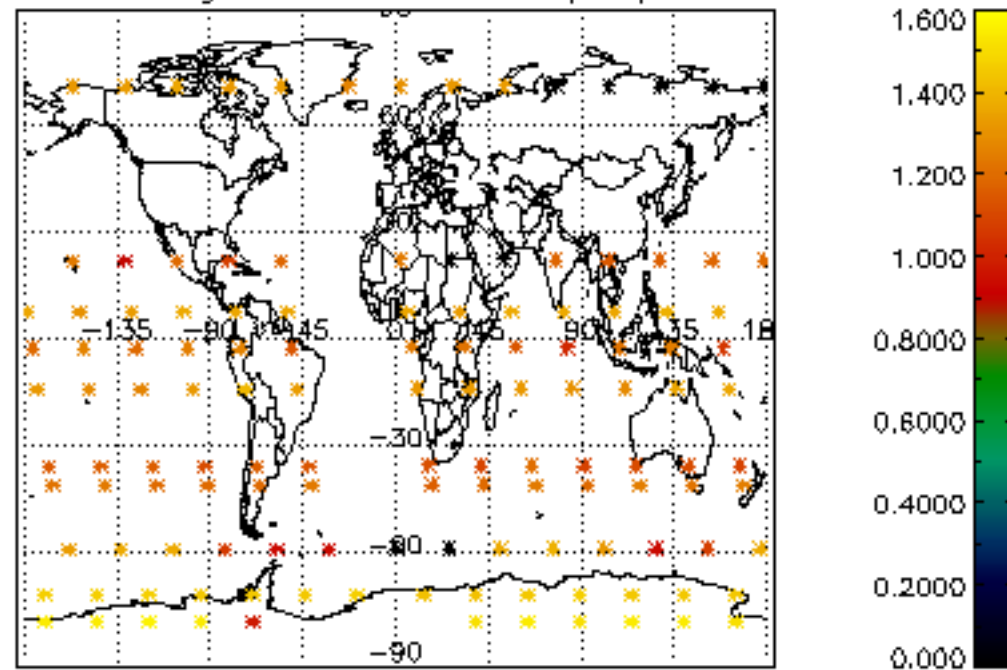




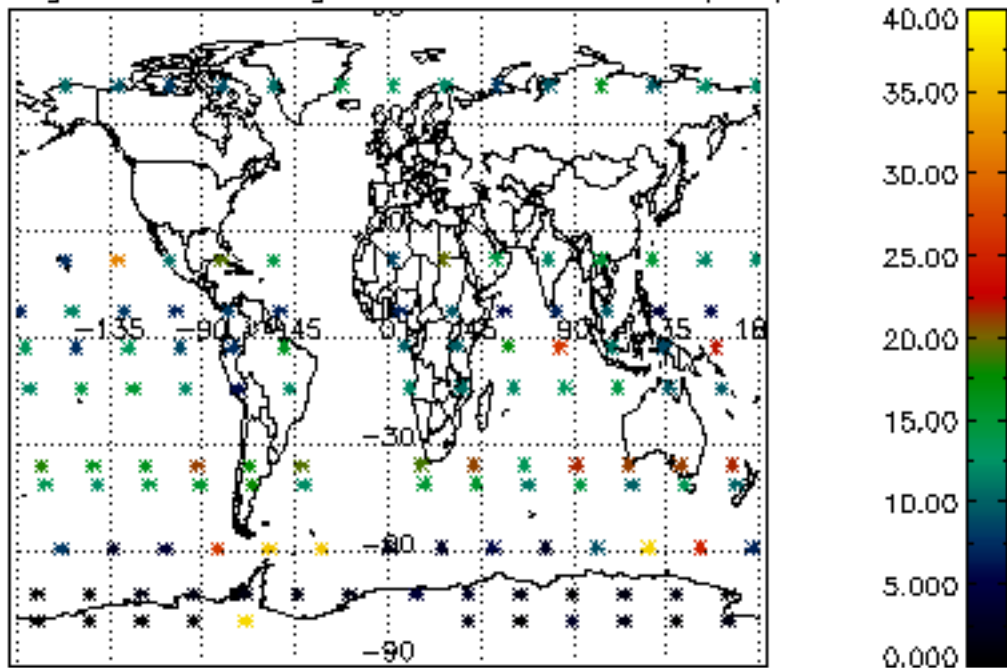
Percentage of cosmic ray hits per profile



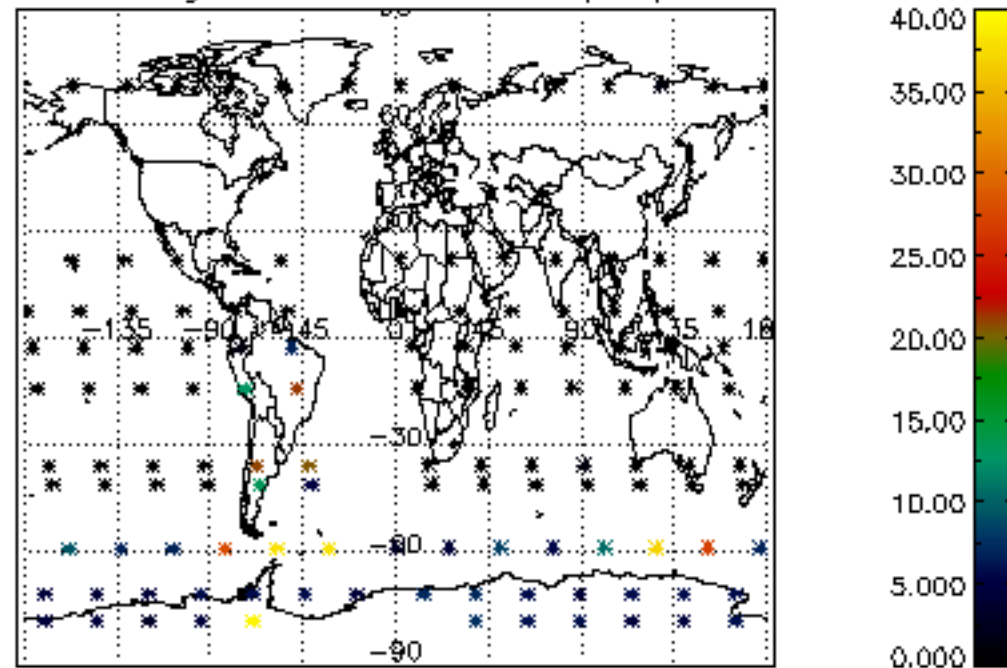
Percentage of datation errors per profile



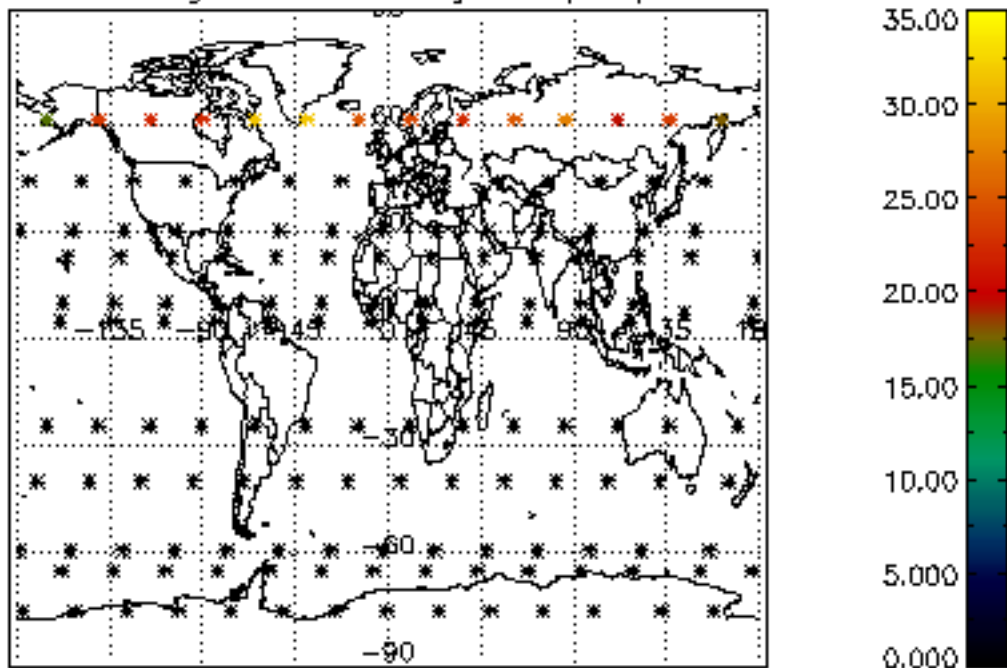
Percentage of star falling outside central band per profile



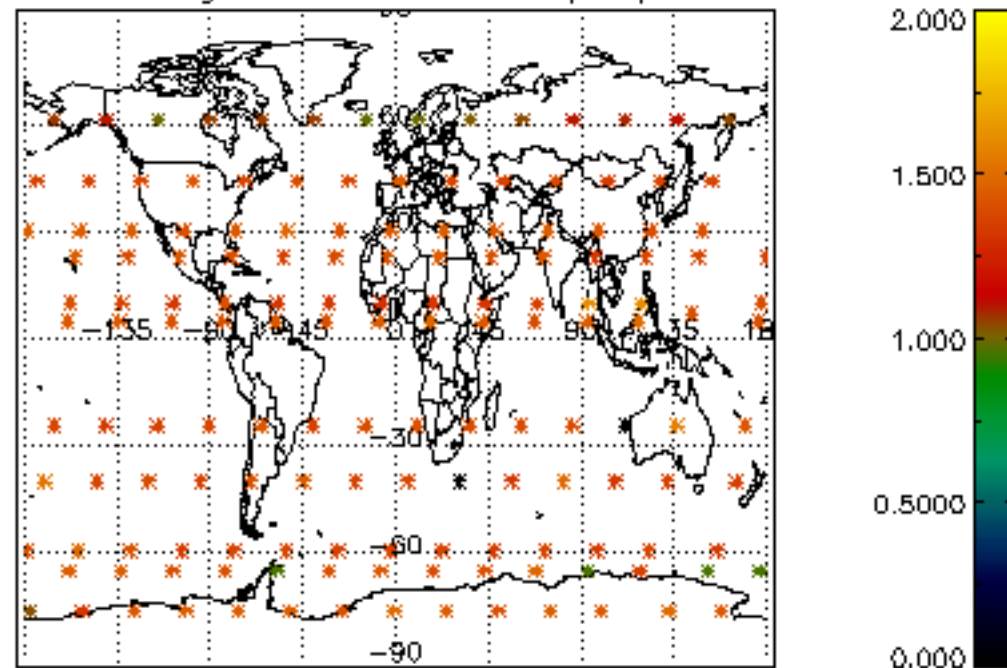
Percentage of saturation errors per profile



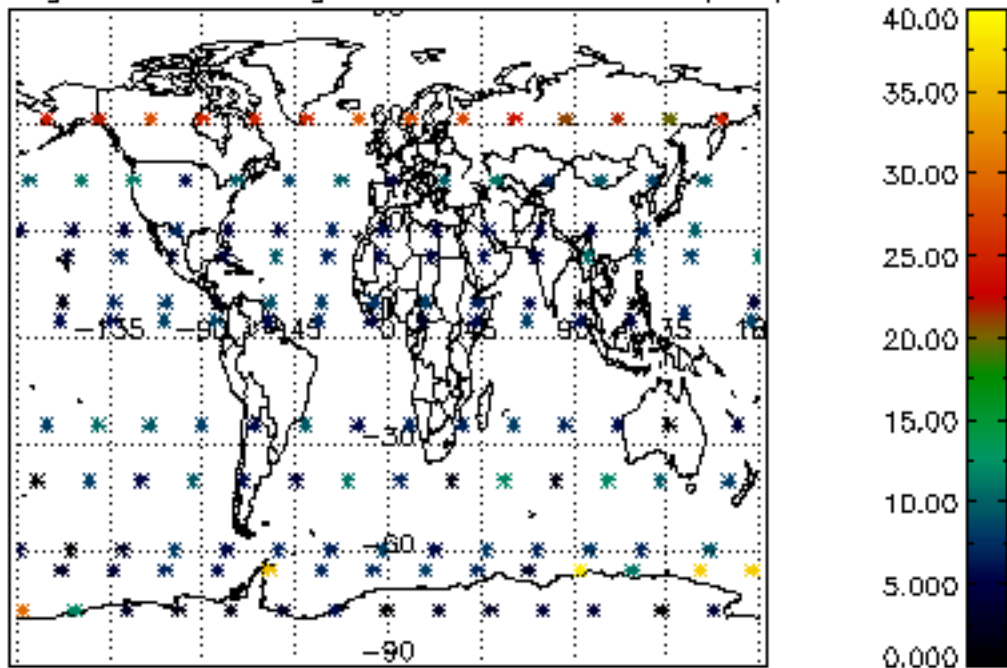
Percentage of cosmic ray hits per profile



Percentage of datation errors per profile



Percentage of star falling outside central band per profile



Percentage of saturation errors per profile

