

GOMOS Level 2 Daily Report

SUMMARY

[1. General Info](#)

[2. Summary of processed GOM_NL_2P products](#)

[3. Level 2 Quality information per product](#)

[3.1 Plot of level 2 quality information per product \(time dependant\)](#)

[3.2 Plot of level 2 quality information per product \(world map\)](#)

[4. Level 1 Quality information per product \(stored on level 2 products\)](#)

[4.1 Plot of level 1 quality information per product \(time dependant\)](#)

[4.1.1 Plot of level 1 quality information per product \(time dependant\): ASCENDING](#)

[4.1.2 Plot of level 1 quality information per product \(time dependant\): DESCENDING](#)

[4.2 Plot of level 1 quality information per product \(world map\)](#)

[4.2.1 Plot of level 1 quality information per product \(world map\): ASCENDING](#)

[4.2.2 Plot of level 1 quality information per product \(world map\): DESCENDING](#)

[5. Ozone profiles based on quality statistics and other trace gas profiles](#)

[5.1 Ozone statistics based on quality of products](#)

[5.2 Plot ozone profiles for all STD \(dark without errors\)](#)

[5.3 Plot ozone profiles where STD < 20% \(dark without errors\)](#)

[5.4. Plot ozone profiles where STD < 10% \(dark without errors\)](#)

[5.5. Plot ozone profiles where STD < 5% \(dark without errors\)](#)

[5.6 Plot NO2 profiles for all STD \(dark without errors\)](#)

[5.7 Plot NO3 profiles for all STD \(dark without errors\)](#)

[5.8 Plot H2O profiles \(only for occultations of stars 1,2,3,4,13,14,16,26,63 dark without errors\) for all STD](#)

[6. Auxiliary Data Files used for the production reported in section 2](#)

This report presents the daily analysis on parameters extracted from GOMOS level 2 data (GOM_NL__2P). It is intended to monitor some important parameters that will impact the quality of these products. A list of level 2 products (and content) that have arrived during the reporting day to the PCF is also given.

| Item | Value |
|---------------------------|---------------------------------|
| Time of report generation | 23APR2013 11:31:21 |
| Data source version | GOMOS/6.01 |
| Start time of products | 17-11-2007 (17NOV2007 00:00:00) |
| Stop time of products | 18-11-2007 (18NOV2007 00:00:00) |
| Store outputs in DB | Yes |
| Nb of level 2 prods | 251 |
| Nb of prods with errors | 0 |

2. Summary of processed GOM_NL__2P products.

| Nr | Filename | UTC Start time | Limb | Duration | Star Id | Star Name | Star Mag | Star Temp | Nb Meas | Orbit | Prod. error |
|----|--|----------------------|------------|----------|---------|-----------|----------|-----------|---------|-------|-------------|
| 1 | GOM_NL__2PRFIN20071117_000251_000000412063_00259_29872_2057.N1 | 17-NOV-2007 00:02:51 | Twilight | 41.000 | 100 | 4Gam Crv | 2.5800 | 13100. | 82 | 29872 | No |
| 2 | GOM_NL__2PRFIN20071117_000422_000000452063_00259_29872_2058.N1 | 17-NOV-2007 00:04:22 | Twilight | 45.000 | 171 | 2Eps Crv | 3.0010 | 4250.0 | 90 | 29872 | No |
| 3 | GOM_NL__2PRFIN20071117_001250_000000432063_00259_29872_2059.N1 | 17-NOV-2007 00:12:50 | Dark | 42.500 | 26 | Gam Cru | 1.6240 | 2900.0 | 85 | 29872 | No |
| 4 | GOM_NL__2PRFIN20071117_001427_000000412063_00259_29872_2060.N1 | 17-NOV-2007 00:14:27 | Dark | 40.500 | 12 | Alp1Cru | 0.77500 | 30000. | 81 | 29872 | No |
| 5 | GOM_NL__2PRFIN20071117_001633_000000372063_00260_29873_2076.N1 | 17-NOV-2007 00:16:33 | Dark | 37.000 | 124 | The Car | 2.7640 | 30000. | 74 | 29873 | No |
| 6 | GOM_NL__2PRFIN20071117_003440_000000392063_00260_29873_2077.N1 | 17-NOV-2007 00:34:40 | Straylight | 39.000 | 157 | The1Eri | 2.9060 | 9300.0 | 78 | 29873 | No |
| 7 | GOM_NL__2PRFIN20071117_005221_000000352063_00260_29873_2078.N1 | 17-NOV-2007 00:52:21 | Bright | 35.000 | 105 | 6Bet Ari | 2.6450 | 8900.0 | 70 | 29873 | No |
| 8 | GOM_NL__2PRFIN20071117_005620_000000352063_00260_29873_2079.N1 | 17-NOV-2007 00:56:20 | Bright | 34.500 | 173 | 4Bet Tri | 3.0040 | 8900.0 | 69 | 29873 | No |
| 9 | GOM_NL__2PRFIN20071117_005824_000000382063_00260_29873_2080.N1 | 17-NOV-2007 00:58:24 | Bright | 38.000 | 73 | 57Gam1And | 2.2600 | 13100. | 76 | 29873 | No |
| 10 | GOM_NL__2PRFIN20071117_010247_000000352063_00260_29873_2081.N1 | 17-NOV-2007 01:02:47 | Bright | 34.500 | 68 | 18Alp Cas | 2.2250 | 4500.0 | 69 | 29873 | No |
| 11 | GOM_NL__2PRFIN20071117_011138_000000352063_00260_29873_2082.N1 | 17-NOV-2007 01:11:38 | Bright | 35.000 | 49 | 1Alp UMi | 1.9900 | 6300.0 | 70 | 29873 | No |
| 12 | GOM_NL__2PRFIN20071117_011601_000000352063_00260_29873_2083.N1 | 17-NOV-2007 01:16:01 | Bright | 35.000 | 60 | 7Bet UMi | 2.0810 | 3950.0 | 70 | 29873 | No |
| 13 | GOM_NL__2PRFIN20071117_012138_000000372063_00260_29873_2084.N1 | 17-NOV-2007 01:21:38 | Bright | 37.000 | 32 | 77Eps UMa | 1.7630 | 11000. | 74 | 29873 | No |
| 14 | GOM_NL__2PRFIN20071117_012318_000000352063_00260_29873_2085.N1 | 17-NOV-2007 01:23:18 | Bright | 34.500 | 39 | 85Eta UMa | 1.8540 | 24000. | 69 | 29873 | No |
| 15 | GOM_NL__2PRFIN20071117_013151_000000332063_00260_29873_2086.N1 | 17-NOV-2007 01:31:51 | Bright | 32.500 | 111 | 8Eta Boo | 2.6800 | 6000.0 | 65 | 29873 | No |
| 16 | GOM_NL__2PRFIN20071117_013433_000000342063_00260_29873_2087.N1 | 17-NOV-2007 01:34:33 | Bright | 33.500 | 138 | 47Eps Vir | 2.8280 | 4700.0 | 67 | 29873 | No |
| 17 | GOM_NL__2PRFIN20071117_013823_000000452063_00260_29873_2088.N1 | 17-NOV-2007 01:38:23 | Bright | 45.000 | 121 | 29Gam Vir | 2.7400 | 7200.0 | 90 | 29873 | No |
| 18 | GOM_NL__2PRFIN20071117_014327_000000402063_00260_29873_2089.N1 | 17-NOV-2007 01:43:27 | Twilight | 39.500 | 100 | 4Gam Crv | 2.5800 | 13100. | 79 | 29873 | No |
| 19 | GOM_NL__2PRFIN20071117_014459_000000442063_00260_29873_2090.N1 | 17-NOV-2007 01:44:59 | Twilight | 43.500 | 171 | 2Eps Crv | 3.0010 | 4250.0 | 87 | 29873 | No |
| 20 | GOM_NL__2PRFIN20071117_015110_000000382063_00260_29873_2091.N1 | 17-NOV-2007 01:51:10 | Dark | 37.500 | 64 | Gam Cen | 2.2000 | 10600. | 75 | 29873 | No |
| 21 | GOM_NL__2PRFIN20071117_015326_000000472063_00260_29873_2092.N1 | 17-NOV-2007 01:53:26 | Dark | 46.500 | 26 | Gam Cru | 1.6240 | 2900.0 | 93 | 29873 | No |
| 22 | GOM_NL__2PRFIN20071117_015503_000000392063_00260_29873_2093.N1 | 17-NOV-2007 01:55:03 | Dark | 38.500 | 12 | Alp1Cru | 0.77500 | 30000. | 77 | 29873 | No |
| 23 | GOM_NL__2PRFIN20071117_015709_000000372063_00261_29874_2088.N1 | 17-NOV-2007 01:57:09 | Dark | 37.000 | 124 | The Car | 2.7640 | 30000. | 74 | 29874 | No |
| 24 | GOM_NL__2PRFIN20071117_021516_000000392063_00261_29874_2089.N1 | 17-NOV-2007 02:15:16 | Straylight | 39.000 | 157 | The1Eri | 2.9060 | 9300.0 | 78 | 29874 | No |
| 25 | GOM_NL__2PRFIN20071117_023257_000000372063_00261_29874_2090.N1 | 17-NOV-2007 02:32:57 | Bright | 36.500 | 105 | 6Bet Ari | 2.6450 | 8900.0 | 73 | 29874 | No |
| 26 | GOM_NL__2PRFIN20071117_023656_000000342063_00261_29874_2091.N1 | 17-NOV-2007 02:36:56 | Bright | 34.000 | 173 | 4Bet Tri | 3.0040 | 8900.0 | 68 | 29874 | No |
| 27 | GOM_NL__2PRFIN20071117_023900_000000392063_00261_29874_2092.N1 | 17-NOV-2007 02:39:00 | Bright | 38.500 | 73 | 57Gam1And | 2.2600 | 13100. | 77 | 29874 | No |
| 28 | GOM_NL__2PRFIN20071117_024323_000000342063_00261_29874_2093.N1 | 17-NOV-2007 02:43:23 | Bright | 34.000 | 68 | 18Alp Cas | 2.2250 | 4500.0 | 68 | 29874 | No |
| 29 | GOM_NL__2PRFIN20071117_025214_000000372063_00261_29874_2094.N1 | 17-NOV-2007 02:52:14 | Bright | 36.500 | 49 | 1Alp UMi | 1.9900 | 6300.0 | 73 | 29874 | No |
| 30 | GOM_NL__2PRFIN20071117_025637_000000372063_00261_29874_2095.N1 | 17-NOV-2007 02:56:37 | Bright | 37.000 | 60 | 7Bet UMi | 2.0810 | 3950.0 | 74 | 29874 | No |
| 31 | GOM_NL__2PRFIN20071117_030213_000000372063_00261_29874_2096.N1 | 17-NOV-2007 03:02:13 | Bright | 36.500 | 32 | 77Eps UMa | 1.7630 | 11000. | 73 | 29874 | No |
| 32 | GOM_NL__2PRFIN20071117_030354_000000372063_00261_29874_2097.N1 | 17-NOV-2007 03:03:54 | Bright | 36.500 | 39 | 85Eta UMa | 1.8540 | 24000. | 73 | 29874 | No |
| 33 | GOM_NL__2PRFIN20071117_030630_000000362063_00261_29874_2098.N1 | 17-NOV-2007 03:06:30 | Bright | 36.000 | 180 | 27Gam Boo | 3.0400 | 8000.0 | 72 | 29874 | No |
| 34 | GOM_NL__2PRFIN20071117_031226_000000332063_00261_29874_2099.N1 | 17-NOV-2007 03:12:26 | Bright | 32.500 | 111 | 8Eta Boo | 2.6800 | 6000.0 | 65 | 29874 | No |
| 35 | GOM_NL__2PRFIN20071117_031509_000000342063_00261_29874_2100.N1 | 17-NOV-2007 03:15:09 | Bright | 34.000 | 138 | 47Eps Vir | 2.8280 | 4700.0 | 68 | 29874 | No |
| 36 | GOM_NL__2PRFIN20071117_031900_000000372063_00261_29874_2101.N1 | 17-NOV-2007 03:19:00 | Bright | 37.000 | 121 | 29Gam Vir | 2.7400 | 7200.0 | 74 | 29874 | No |
| 37 | GOM_NL__2PRFIN20071117_032404_000000402063_00261_29874_2102.N1 | 17-NOV-2007 03:24:04 | Twilight | 40.000 | 100 | 4Gam Crv | 2.5800 | 13100. | 80 | 29874 | No |
| 38 | GOM_NL__2PRFIN20071117_032535_000000412063_00261_29874_2103.N1 | 17-NOV-2007 03:25:35 | Twilight | 41.000 | 171 | 2Eps Crv | 3.0010 | 4250.0 | 82 | 29874 | No |
| 39 | GOM_NL__2PRFIN20071117_033146_000000412063_00261_29874_2104.N1 | 17-NOV-2007 03:31:46 | Dark | 40.500 | 64 | Gam Cen | 2.2000 | 10600. | 81 | 29874 | No |
| 40 | GOM_NL__2PRFIN20071117_033403_000000512063_00261_29874_2105.N1 | 17-NOV-2007 03:34:03 | Dark | 51.000 | 26 | Gam Cru | 1.6240 | 2900.0 | 102 | 29874 | No |
| 41 | GOM_NL__2PRFIN20071117_033539_000000382063_00261_29874_2106.N1 | 17-NOV-2007 03:35:39 | Dark | 37.500 | 12 | Alp1Cru | 0.77500 | 30000. | 75 | 29874 | No |
| 42 | GOM_NL__2PRFIN20071117_033746_000000372063_00262_29875_2096.N1 | 17-NOV-2007 03:37:46 | Dark | 37.000 | 124 | The Car | 2.7640 | 30000. | 74 | 29875 | No |

| | | | | | | | | | | | |
|-----|--|----------------------|----------------|--------|-----|-----------|---------|--------|-----|-------|----|
| 43 | GOM_NL__2PRFIN20071117_035552_000000372063_00262_29875_2097.N1 | 17-NOV-2007 03:55:52 | Straylight | 36.500 | 157 | The1Eri | 2.9060 | 9300.0 | 73 | 29875 | No |
| 44 | GOM_NL__2PRFIN20071117_041333_000000372063_00262_29875_2098.N1 | 17-NOV-2007 04:13:33 | Bright | 37.000 | 105 | 6Bet Ari | 2.6450 | 8900.0 | 74 | 29875 | No |
| 45 | GOM_NL__2PRFIN20071117_041732_000000362063_00262_29875_2099.N1 | 17-NOV-2007 04:17:32 | Bright | 35.500 | 173 | 4Bet Tri | 3.0040 | 8900.0 | 71 | 29875 | No |
| 46 | GOM_NL__2PRFIN20071117_041936_000000362063_00262_29875_2100.N1 | 17-NOV-2007 04:19:36 | Bright | 36.000 | 73 | 57Gam1And | 2.2600 | 13100. | 72 | 29875 | No |
| 47 | GOM_NL__2PRFIN20071117_042400_000000372063_00262_29875_2101.N1 | 17-NOV-2007 04:24:00 | Bright | 36.500 | 68 | 18Alp Cas | 2.2250 | 4500.0 | 73 | 29875 | No |
| 48 | GOM_NL__2PRFIN20071117_043250_000000332063_00262_29875_2102.N1 | 17-NOV-2007 04:32:50 | Bright | 33.000 | 49 | 1Alp UMi | 1.9900 | 6300.0 | 66 | 29875 | No |
| 49 | GOM_NL__2PRFIN20071117_043713_000000372063_00262_29875_2103.N1 | 17-NOV-2007 04:37:13 | Bright | 36.500 | 60 | 7Bet UMi | 2.0810 | 3950.0 | 73 | 29875 | No |
| 50 | GOM_NL__2PRFIN20071117_044250_000000372063_00262_29875_2104.N1 | 17-NOV-2007 04:42:50 | Bright | 37.000 | 32 | 77Eps UMa | 1.7630 | 11000. | 74 | 29875 | No |
| 51 | GOM_NL__2PRFIN20071117_044430_000000362063_00262_29875_2105.N1 | 17-NOV-2007 04:44:30 | Bright | 35.500 | 39 | 85Eta UMa | 1.8540 | 24000. | 71 | 29875 | No |
| 52 | GOM_NL__2PRFIN20071117_044707_000000352063_00262_29875_2106.N1 | 17-NOV-2007 04:47:07 | Bright | 34.500 | 180 | 27Gam Boo | 3.0400 | 8000.0 | 69 | 29875 | No |
| 53 | GOM_NL__2PRFIN20071117_045303_000000332063_00262_29875_2107.N1 | 17-NOV-2007 04:53:03 | Bright | 32.500 | 111 | 8Eta Boo | 2.6800 | 6000.0 | 65 | 29875 | No |
| 54 | GOM_NL__2PRFIN20071117_045545_000000342063_00262_29875_2108.N1 | 17-NOV-2007 04:55:45 | Bright | 34.000 | 138 | 47Eps Vir | 2.8280 | 4700.0 | 68 | 29875 | No |
| 55 | GOM_NL__2PRFIN20071117_045936_000000352063_00262_29875_2109.N1 | 17-NOV-2007 04:59:36 | Bright | 35.000 | 121 | 29Gam Vir | 2.7400 | 7200.0 | 70 | 29875 | No |
| 56 | GOM_NL__2PRFIN20071117_050440_000000442063_00262_29875_2110.N1 | 17-NOV-2007 05:04:40 | Tw_i_and_stray | 43.500 | 100 | 4Gam Crv | 2.5800 | 13100. | 87 | 29875 | No |
| 57 | GOM_NL__2PRFIN20071117_050612_000000452063_00262_29875_2111.N1 | 17-NOV-2007 05:06:12 | Twilight | 44.500 | 171 | 2Eps Crv | 3.0010 | 4250.0 | 89 | 29875 | No |
| 58 | GOM_NL__2PRFIN20071117_051222_000000392063_00262_29875_2112.N1 | 17-NOV-2007 05:12:22 | Dark | 39.000 | 64 | Gam Cen | 2.2000 | 10600. | 78 | 29875 | No |
| 59 | GOM_NL__2PRFIN20071117_051439_000000522063_00262_29875_2113.N1 | 17-NOV-2007 05:14:39 | Dark | 51.500 | 26 | Gam Cru | 1.6240 | 2900.0 | 103 | 29875 | No |
| 60 | GOM_NL__2PRFIN20071117_051615_000000402063_00262_29875_2114.N1 | 17-NOV-2007 05:16:15 | Dark | 40.000 | 12 | Alp1Cru | 0.77500 | 30000. | 80 | 29875 | No |
| 61 | GOM_NL__2PRFIN20071117_051822_000000372063_00263_29876_2127.N1 | 17-NOV-2007 05:18:22 | Dark | 36.500 | 124 | The Car | 2.7640 | 30000. | 73 | 29876 | No |
| 62 | GOM_NL__2PRFIN20071117_053628_000000362063_00263_29876_2128.N1 | 17-NOV-2007 05:36:28 | Straylight | 36.000 | 157 | The1Eri | 2.9060 | 9300.0 | 72 | 29876 | No |
| 63 | GOM_NL__2PRFIN20071117_055409_000000382063_00263_29876_2129.N1 | 17-NOV-2007 05:54:09 | Bright | 37.500 | 105 | 6Bet Ari | 2.6450 | 8900.0 | 75 | 29876 | No |
| 64 | GOM_NL__2PRFIN20071117_055808_000000362063_00263_29876_2130.N1 | 17-NOV-2007 05:58:08 | Bright | 35.500 | 173 | 4Bet Tri | 3.0040 | 8900.0 | 71 | 29876 | No |
| 65 | GOM_NL__2PRFIN20071117_060012_000000362063_00263_29876_2131.N1 | 17-NOV-2007 06:00:12 | Bright | 35.500 | 73 | 57Gam1And | 2.2600 | 13100. | 71 | 29876 | No |
| 66 | GOM_NL__2PRFIN20071117_060436_000000362063_00263_29876_2132.N1 | 17-NOV-2007 06:04:36 | Bright | 36.000 | 68 | 18Alp Cas | 2.2250 | 4500.0 | 72 | 29876 | No |
| 67 | GOM_NL__2PRFIN20071117_061326_000000372063_00263_29876_2133.N1 | 17-NOV-2007 06:13:26 | Bright | 36.500 | 49 | 1Alp UMi | 1.9900 | 6300.0 | 73 | 29876 | No |
| 68 | GOM_NL__2PRFIN20071117_061750_000000372063_00263_29876_2134.N1 | 17-NOV-2007 06:17:50 | Bright | 36.500 | 60 | 7Bet UMi | 2.0810 | 3950.0 | 73 | 29876 | No |
| 69 | GOM_NL__2PRFIN20071117_062326_000000362063_00263_29876_2135.N1 | 17-NOV-2007 06:23:26 | Bright | 35.500 | 32 | 77Eps UMa | 1.7630 | 11000. | 71 | 29876 | No |
| 70 | GOM_NL__2PRFIN20071117_062506_000000342063_00263_29876_2136.N1 | 17-NOV-2007 06:25:06 | Bright | 34.000 | 39 | 85Eta UMa | 1.8540 | 24000. | 68 | 29876 | No |
| 71 | GOM_NL__2PRFIN20071117_062743_000000352063_00263_29876_2137.N1 | 17-NOV-2007 06:27:43 | Bright | 34.500 | 180 | 27Gam Boo | 3.0400 | 8000.0 | 69 | 29876 | No |
| 72 | GOM_NL__2PRFIN20071117_063339_000000332063_00263_29876_2138.N1 | 17-NOV-2007 06:33:39 | Bright | 32.500 | 111 | 8Eta Boo | 2.6800 | 6000.0 | 65 | 29876 | No |
| 73 | GOM_NL__2PRFIN20071117_063622_000000342063_00263_29876_2139.N1 | 17-NOV-2007 06:36:22 | Bright | 34.000 | 138 | 47Eps Vir | 2.8280 | 4700.0 | 68 | 29876 | No |
| 74 | GOM_NL__2PRFIN20071117_064012_000000352063_00263_29876_2140.N1 | 17-NOV-2007 06:40:12 | Bright | 35.000 | 121 | 29Gam Vir | 2.7400 | 7200.0 | 70 | 29876 | No |
| 75 | GOM_NL__2PRFIN20071117_064517_000000422063_00263_29876_2141.N1 | 17-NOV-2007 06:45:17 | Tw_i_and_stray | 42.000 | 100 | 4Gam Crv | 2.5800 | 13100. | 84 | 29876 | No |
| 76 | GOM_NL__2PRFIN20071117_064648_000000422063_00263_29876_2142.N1 | 17-NOV-2007 06:46:48 | Twilight | 42.000 | 171 | 2Eps Crv | 3.0010 | 4250.0 | 84 | 29876 | No |
| 77 | GOM_NL__2PRFIN20071117_065259_000000382063_00263_29876_2143.N1 | 17-NOV-2007 06:52:59 | Dark | 38.000 | 64 | Gam Cen | 2.2000 | 10600. | 76 | 29876 | No |
| 78 | GOM_NL__2PRFIN20071117_065515_000000512063_00263_29876_2144.N1 | 17-NOV-2007 06:55:15 | Dark | 51.000 | 26 | Gam Cru | 1.6240 | 2900.0 | 102 | 29876 | No |
| 79 | GOM_NL__2PRFIN20071117_065651_000000402063_00263_29876_2145.N1 | 17-NOV-2007 06:56:51 | Dark | 40.000 | 12 | Alp1Cru | 0.77500 | 30000. | 80 | 29876 | No |
| 80 | GOM_NL__2PRFIN20071117_065859_000000372063_00264_29877_2143.N1 | 17-NOV-2007 06:58:59 | Dark | 37.000 | 124 | The Car | 2.7640 | 30000. | 74 | 29877 | No |
| 81 | GOM_NL__2PRFIN20071117_071704_000000392063_00264_29877_2144.N1 | 17-NOV-2007 07:17:04 | Straylight | 39.000 | 157 | The1Eri | 2.9060 | 9300.0 | 78 | 29877 | No |
| 82 | GOM_NL__2PRFIN20071117_073446_000000372063_00264_29877_2145.N1 | 17-NOV-2007 07:34:46 | Bright | 36.500 | 105 | 6Bet Ari | 2.6450 | 8900.0 | 73 | 29877 | No |
| 83 | GOM_NL__2PRFIN20071117_073843_000000362063_00264_29877_2146.N1 | 17-NOV-2007 07:38:43 | Bright | 35.500 | 173 | 4Bet Tri | 3.0040 | 8900.0 | 71 | 29877 | No |
| 84 | GOM_NL__2PRFIN20071117_074048_000000362063_00264_29877_2147.N1 | 17-NOV-2007 07:40:48 | Bright | 36.000 | 73 | 57Gam1And | 2.2600 | 13100. | 72 | 29877 | No |
| 85 | GOM_NL__2PRFIN20071117_074512_000000372063_00264_29877_2148.N1 | 17-NOV-2007 07:45:12 | Bright | 36.500 | 68 | 18Alp Cas | 2.2250 | 4500.0 | 73 | 29877 | No |
| 86 | GOM_NL__2PRFIN20071117_075402_000000332063_00264_29877_2149.N1 | 17-NOV-2007 07:54:02 | Bright | 33.000 | 49 | 1Alp UMi | 1.9900 | 6300.0 | 66 | 29877 | No |
| 87 | GOM_NL__2PRFIN20071117_075826_000000362063_00264_29877_2150.N1 | 17-NOV-2007 07:58:26 | Bright | 35.500 | 60 | 7Bet UMi | 2.0810 | 3950.0 | 71 | 29877 | No |
| 88 | GOM_NL__2PRFIN20071117_080402_000000372063_00264_29877_2151.N1 | 17-NOV-2007 08:04:02 | Bright | 37.000 | 32 | 77Eps UMa | 1.7630 | 11000. | 74 | 29877 | No |
| 89 | GOM_NL__2PRFIN20071117_080542_000000352063_00264_29877_2152.N1 | 17-NOV-2007 08:05:42 | Bright | 35.000 | 39 | 85Eta UMa | 1.8540 | 24000. | 70 | 29877 | No |
| 90 | GOM_NL__2PRFIN20071117_081415_000000332063_00264_29877_2153.N1 | 17-NOV-2007 08:14:15 | Bright | 32.500 | 111 | 8Eta Boo | 2.6800 | 6000.0 | 65 | 29877 | No |
| 91 | GOM_NL__2PRFIN20071117_081658_000000342063_00264_29877_2154.N1 | 17-NOV-2007 08:16:58 | Bright | 33.500 | 138 | 47Eps Vir | 2.8280 | 4700.0 | 67 | 29877 | No |
| 92 | GOM_NL__2PRFIN20071117_082048_000000362063_00264_29877_2155.N1 | 17-NOV-2007 08:20:48 | Bright | 36.000 | 121 | 29Gam Vir | 2.7400 | 7200.0 | 72 | 29877 | No |
| 93 | GOM_NL__2PRFIN20071117_082553_000000412063_00264_29877_2156.N1 | 17-NOV-2007 08:25:53 | Tw_i_and_stray | 40.500 | 100 | 4Gam Crv | 2.5800 | 13100. | 81 | 29877 | No |
| 94 | GOM_NL__2PRFIN20071117_082725_000000412063_00264_29877_2157.N1 | 17-NOV-2007 08:27:25 | Twilight | 40.500 | 171 | 2Eps Crv | 3.0010 | 4250.0 | 81 | 29877 | No |
| 95 | GOM_NL__2PRFIN20071117_083335_000000392063_00264_29877_2158.N1 | 17-NOV-2007 08:33:35 | Dark | 39.000 | 64 | Gam Cen | 2.2000 | 10600. | 78 | 29877 | No |
| 96 | GOM_NL__2PRFIN20071117_083551_000000422063_00264_29877_2159.N1 | 17-NOV-2007 08:35:51 | Dark | 41.500 | 26 | Gam Cru | 1.6240 | 2900.0 | 83 | 29877 | No |
| 97 | GOM_NL__2PRFIN20071117_083727_000000422063_00264_29877_2160.N1 | 17-NOV-2007 08:37:27 | Dark | 42.000 | 12 | Alp1Cru | 0.77500 | 30000. | 84 | 29877 | No |
| 98 | GOM_NL__2PRFIN20071117_083935_000000372063_00265_29878_2165.N1 | 17-NOV-2007 08:39:35 | Dark | 36.500 | 124 | The Car | 2.7640 | 30000. | 73 | 29878 | No |
| 99 | GOM_NL__2PRFIN20071117_085741_000000382063_00265_29878_2166.N1 | 17-NOV-2007 08:57:41 | Straylight | 38.000 | 157 | The1Eri | 2.9060 | 9300.0 | 76 | 29878 | No |
| 100 | GOM_NL__2PRFIN20071117_091521_000000362063_00265_29878_2167.N1 | 17-NOV-2007 09:15:21 | Bright | 36.000 | 105 | 6Bet Ari | 2.6450 | 8900.0 | 72 | 29878 | No |
| 101 | GOM_NL__2PRFIN20071117_091919_000000342063_00265_29878_2168.N1 | 17-NOV-2007 09:19:19 | Bright | 34.000 | 173 | 4Bet Tri | 3.0040 | 8900.0 | 68 | 29878 | No |

| | | | | | | | | | | | |
|-----|--|----------------------|------------|--------|-----|-----------|---------|--------|----|-------|----|
| 102 | GOM_NL__2PRFIN20071117_092123_000000362063_00265_29878_2169.N1 | 17-NOV-2007 09:21:23 | Bright | 36.000 | 73 | 57Gam1And | 2.2600 | 13100. | 72 | 29878 | No |
| 103 | GOM_NL__2PRFIN20071117_092548_000000372063_00265_29878_2170.N1 | 17-NOV-2007 09:25:48 | Bright | 36.500 | 68 | 18Alp Cas | 2.2250 | 4500.0 | 73 | 29878 | No |
| 104 | GOM_NL__2PRFIN20071117_093438_000000362063_00265_29878_2171.N1 | 17-NOV-2007 09:34:38 | Bright | 35.500 | 49 | 1Alp UMi | 1.9900 | 6300.0 | 71 | 29878 | No |
| 105 | GOM_NL__2PRFIN20071117_093902_000000382063_00265_29878_2172.N1 | 17-NOV-2007 09:39:02 | Bright | 37.500 | 60 | 7Bet UMi | 2.0810 | 3950.0 | 75 | 29878 | No |
| 106 | GOM_NL__2PRFIN20071117_094437_000000352063_00265_29878_2173.N1 | 17-NOV-2007 09:44:37 | Bright | 35.000 | 32 | 77Eps UMa | 1.7630 | 11000. | 70 | 29878 | No |
| 107 | GOM_NL__2PRFIN20071117_094618_000000362063_00265_29878_2174.N1 | 17-NOV-2007 09:46:18 | Bright | 36.000 | 39 | 85Eta UMa | 1.8540 | 24000. | 72 | 29878 | No |
| 108 | GOM_NL__2PRFIN20071117_094855_000000342063_00265_29878_2175.N1 | 17-NOV-2007 09:48:55 | Bright | 34.000 | 180 | 27Gam Boo | 3.0400 | 8000.0 | 68 | 29878 | No |
| 109 | GOM_NL__2PRFIN20071117_095451_000000332063_00265_29878_2176.N1 | 17-NOV-2007 09:54:51 | Bright | 32.500 | 111 | 8Eta Boo | 2.6800 | 6000.0 | 65 | 29878 | No |
| 110 | GOM_NL__2PRFIN20071117_095734_000000342063_00265_29878_2177.N1 | 17-NOV-2007 09:57:34 | Bright | 33.500 | 138 | 47Eps Vir | 2.8280 | 4700.0 | 67 | 29878 | No |
| 111 | GOM_NL__2PRFIN20071117_100125_000000372063_00265_29878_2178.N1 | 17-NOV-2007 10:01:25 | Bright | 37.000 | 121 | 29Gam Vir | 2.7400 | 7200.0 | 74 | 29878 | No |
| 112 | GOM_NL__2PRFIN20071117_100630_000000422063_00265_29878_2179.N1 | 17-NOV-2007 10:06:30 | Twilight | 42.000 | 100 | 4Gam Crv | 2.5800 | 13100. | 84 | 29878 | No |
| 113 | GOM_NL__2PRFIN20071117_100801_000000432063_00265_29878_2180.N1 | 17-NOV-2007 10:08:01 | Twilight | 42.500 | 171 | 2Eps Crv | 3.0010 | 4250.0 | 85 | 29878 | No |
| 114 | GOM_NL__2PRFIN20071117_101411_000000402063_00265_29878_2181.N1 | 17-NOV-2007 10:14:11 | Dark | 39.500 | 64 | Gam Cen | 2.2000 | 10600. | 79 | 29878 | No |
| 115 | GOM_NL__2PRFIN20071117_101627_000000452063_00265_29878_2182.N1 | 17-NOV-2007 10:16:27 | Dark | 45.000 | 26 | Gam Cru | 1.6240 | 2900.0 | 90 | 29878 | No |
| 116 | GOM_NL__2PRFIN20071117_101804_000000442063_00265_29878_2183.N1 | 17-NOV-2007 10:18:04 | Dark | 44.000 | 12 | Alp1Cru | 0.77500 | 30000. | 88 | 29878 | No |
| 117 | GOM_NL__2PRFIN20071117_120047_000000372063_00267_29880_2188.N1 | 17-NOV-2007 12:00:47 | Dark | 36.500 | 124 | The Car | 2.7640 | 30000. | 73 | 29880 | No |
| 118 | GOM_NL__2PRFIN20071117_120446_000000432063_00267_29880_2189.N1 | 17-NOV-2007 12:04:46 | Dark | 43.000 | 41 | Eps Car | 1.8600 | 4100.0 | 86 | 29880 | No |
| 119 | GOM_NL__2PRFIN20071117_121853_000000362063_00267_29880_2190.N1 | 17-NOV-2007 12:18:53 | Straylight | 36.000 | 157 | The1Eri | 2.9060 | 9300.0 | 72 | 29880 | No |
| 120 | GOM_NL__2PRFIN20071117_123142_000000492063_00267_29880_2191.N1 | 17-NOV-2007 12:31:42 | Twilight | 49.000 | 94 | 92Alp Cet | 2.5260 | 3100.0 | 98 | 29880 | No |
| 121 | GOM_NL__2PRFIN20071117_123633_000000372063_00267_29880_2192.N1 | 17-NOV-2007 12:36:33 | Bright | 36.500 | 105 | 6Bet Ari | 2.6450 | 8900.0 | 73 | 29880 | No |
| 122 | GOM_NL__2PRFIN20071117_124031_000000352063_00267_29880_2193.N1 | 17-NOV-2007 12:40:31 | Bright | 34.500 | 173 | 4Bet Tri | 3.0040 | 8900.0 | 69 | 29880 | No |
| 123 | GOM_NL__2PRFIN20071117_124235_000000382063_00267_29880_2194.N1 | 17-NOV-2007 12:42:35 | Bright | 38.000 | 73 | 57Gam1And | 2.2600 | 13100. | 76 | 29880 | No |
| 124 | GOM_NL__2PRFIN20071117_124700_000000362063_00267_29880_2195.N1 | 17-NOV-2007 12:47:00 | Bright | 36.000 | 68 | 18Alp Cas | 2.2250 | 4500.0 | 72 | 29880 | No |
| 125 | GOM_NL__2PRFIN20071117_125550_000000362063_00267_29880_2196.N1 | 17-NOV-2007 12:55:50 | Bright | 35.500 | 49 | 1Alp UMi | 1.9900 | 6300.0 | 71 | 29880 | No |
| 126 | GOM_NL__2PRFIN20071117_130014_000000382063_00267_29880_2197.N1 | 17-NOV-2007 13:00:14 | Bright | 37.500 | 60 | 7Bet UMi | 2.0810 | 3950.0 | 75 | 29880 | No |
| 127 | GOM_NL__2PRFIN20071117_130549_000000362063_00267_29880_2198.N1 | 17-NOV-2007 13:05:49 | Bright | 35.500 | 32 | 77Eps UMa | 1.7630 | 11000. | 71 | 29880 | No |
| 128 | GOM_NL__2PRFIN20071117_130730_000000342063_00267_29880_2199.N1 | 17-NOV-2007 13:07:30 | Bright | 33.500 | 39 | 85Eta UMa | 1.8540 | 24000. | 67 | 29880 | No |
| 129 | GOM_NL__2PRFIN20071117_131059_000000352063_00267_29880_2200.N1 | 17-NOV-2007 13:10:59 | Bright | 35.000 | 152 | 12Alp2CVn | 2.8900 | 11000. | 70 | 29880 | No |
| 130 | GOM_NL__2PRFIN20071117_131846_000000342063_00267_29880_2201.N1 | 17-NOV-2007 13:18:46 | Bright | 34.000 | 138 | 47Eps Vir | 2.8280 | 4700.0 | 68 | 29880 | No |
| 131 | GOM_NL__2PRFIN20071117_132237_000000362063_00267_29880_2202.N1 | 17-NOV-2007 13:22:37 | Bright | 35.500 | 121 | 29Gam Vir | 2.7400 | 7200.0 | 71 | 29880 | No |
| 132 | GOM_NL__2PRFIN20071117_132742_000000422063_00267_29880_2203.N1 | 17-NOV-2007 13:27:42 | Twilight | 42.000 | 100 | 4Gam Crv | 2.5800 | 13100. | 84 | 29880 | No |
| 133 | GOM_NL__2PRFIN20071117_132914_000000442063_00267_29880_2204.N1 | 17-NOV-2007 13:29:14 | Twilight | 43.500 | 171 | 2Eps Crv | 3.0010 | 4250.0 | 87 | 29880 | No |
| 134 | GOM_NL__2PRFIN20071117_133626_000000382063_00267_29880_2205.N1 | 17-NOV-2007 13:36:26 | Dark | 38.000 | 99 | Del Cen | 2.5750 | 26000. | 76 | 29880 | No |
| 135 | GOM_NL__2PRFIN20071117_133831_000000412063_00267_29880_2206.N1 | 17-NOV-2007 13:38:31 | Dark | 41.000 | 113 | Mu Vel | 2.6920 | 5000.0 | 82 | 29880 | No |
| 136 | GOM_NL__2PRFIN20071117_134124_000000382063_00268_29881_2205.N1 | 17-NOV-2007 13:41:24 | Dark | 38.000 | 124 | The Car | 2.7640 | 30000. | 76 | 29881 | No |
| 137 | GOM_NL__2PRFIN20071117_134523_000000412063_00268_29881_2206.N1 | 17-NOV-2007 13:45:23 | Dark | 41.000 | 41 | Eps Car | 1.8600 | 4100.0 | 82 | 29881 | No |
| 138 | GOM_NL__2PRFIN20071117_135929_000000392063_00268_29881_2207.N1 | 17-NOV-2007 13:59:29 | Straylight | 39.000 | 157 | The1Eri | 2.9060 | 9300.0 | 78 | 29881 | No |
| 139 | GOM_NL__2PRFIN20071117_141218_000000492063_00268_29881_2208.N1 | 17-NOV-2007 14:12:18 | Twilight | 49.000 | 94 | 92Alp Cet | 2.5260 | 3100.0 | 98 | 29881 | No |
| 140 | GOM_NL__2PRFIN20071117_141709_000000372063_00268_29881_2209.N1 | 17-NOV-2007 14:17:09 | Bright | 36.500 | 105 | 6Bet Ari | 2.6450 | 8900.0 | 73 | 29881 | No |
| 141 | GOM_NL__2PRFIN20071117_142107_000000352063_00268_29881_2210.N1 | 17-NOV-2007 14:21:07 | Bright | 35.000 | 173 | 4Bet Tri | 3.0040 | 8900.0 | 70 | 29881 | No |
| 142 | GOM_NL__2PRFIN20071117_142311_000000372063_00268_29881_2211.N1 | 17-NOV-2007 14:23:11 | Bright | 36.500 | 73 | 57Gam1And | 2.2600 | 13100. | 73 | 29881 | No |
| 143 | GOM_NL__2PRFIN20071117_142736_000000372063_00268_29881_2212.N1 | 17-NOV-2007 14:27:36 | Bright | 37.000 | 68 | 18Alp Cas | 2.2250 | 4500.0 | 74 | 29881 | No |
| 144 | GOM_NL__2PRFIN20071117_143626_000000342063_00268_29881_2213.N1 | 17-NOV-2007 14:36:26 | Bright | 34.000 | 49 | 1Alp UMi | 1.9900 | 6300.0 | 68 | 29881 | No |
| 145 | GOM_NL__2PRFIN20071117_144050_000000362063_00268_29881_2214.N1 | 17-NOV-2007 14:40:50 | Bright | 36.000 | 60 | 7Bet UMi | 2.0810 | 3950.0 | 72 | 29881 | No |
| 146 | GOM_NL__2PRFIN20071117_144625_000000382063_00268_29881_2215.N1 | 17-NOV-2007 14:46:25 | Bright | 38.000 | 32 | 77Eps UMa | 1.7630 | 11000. | 76 | 29881 | No |
| 147 | GOM_NL__2PRFIN20071117_144806_000000362063_00268_29881_2216.N1 | 17-NOV-2007 14:48:06 | Bright | 35.500 | 39 | 85Eta UMa | 1.8540 | 24000. | 71 | 29881 | No |
| 148 | GOM_NL__2PRFIN20071117_145135_000000352063_00268_29881_2217.N1 | 17-NOV-2007 14:51:35 | Bright | 34.500 | 152 | 12Alp2CVn | 2.8900 | 11000. | 69 | 29881 | No |
| 149 | GOM_NL__2PRFIN20071117_145922_000000342063_00268_29881_2218.N1 | 17-NOV-2007 14:59:22 | Bright | 34.000 | 138 | 47Eps Vir | 2.8280 | 4700.0 | 68 | 29881 | No |
| 150 | GOM_NL__2PRFIN20071117_150313_000000362063_00268_29881_2219.N1 | 17-NOV-2007 15:03:13 | Bright | 35.500 | 121 | 29Gam Vir | 2.7400 | 7200.0 | 71 | 29881 | No |
| 151 | GOM_NL__2PRFIN20071117_150819_000000422063_00268_29881_2220.N1 | 17-NOV-2007 15:08:19 | Twilight | 42.000 | 100 | 4Gam Crv | 2.5800 | 13100. | 84 | 29881 | No |
| 152 | GOM_NL__2PRFIN20071117_150950_000000452063_00268_29881_2221.N1 | 17-NOV-2007 15:09:50 | Twilight | 44.500 | 171 | 2Eps Crv | 3.0010 | 4250.0 | 89 | 29881 | No |
| 153 | GOM_NL__2PRFIN20071117_151702_000000372063_00268_29881_2222.N1 | 17-NOV-2007 15:17:02 | Dark | 36.500 | 99 | Del Cen | 2.5750 | 26000. | 73 | 29881 | No |
| 154 | GOM_NL__2PRFIN20071117_151907_000000412063_00268_29881_2223.N1 | 17-NOV-2007 15:19:07 | Dark | 40.500 | 113 | Mu Vel | 2.6920 | 5000.0 | 81 | 29881 | No |
| 155 | GOM_NL__2PRFIN20071117_152200_000000362063_00269_29882_2211.N1 | 17-NOV-2007 15:22:00 | Dark | 36.000 | 124 | The Car | 2.7640 | 30000. | 72 | 29882 | No |
| 156 | GOM_NL__2PRFIN20071117_152559_000000452063_00269_29882_2212.N1 | 17-NOV-2007 15:25:59 | Dark | 44.500 | 41 | Eps Car | 1.8600 | 4100.0 | 89 | 29882 | No |
| 157 | GOM_NL__2PRFIN20071117_154005_000000382063_00269_29882_2213.N1 | 17-NOV-2007 15:40:05 | Straylight | 37.500 | 157 | The1Eri | 2.9060 | 9300.0 | 75 | 29882 | No |
| 158 | GOM_NL__2PRFIN20071117_155254_000000482063_00269_29882_2214.N1 | 17-NOV-2007 15:52:54 | Twilight | 47.500 | 94 | 92Alp Cet | 2.5260 | 3100.0 | 95 | 29882 | No |
| 159 | GOM_NL__2PRFIN20071117_155745_000000352063_00269_29882_2215.N1 | 17-NOV-2007 15:57:45 | Bright | 35.000 | 105 | 6Bet Ari | 2.6450 | 8900.0 | 70 | 29882 | No |
| 160 | GOM_NL__2PRFIN20071117_160143_000000362063_00269_29882_2216.N1 | 17-NOV-2007 16:01:43 | Bright | 35.500 | 173 | 4Bet Tri | 3.0040 | 8900.0 | 71 | 29882 | No |

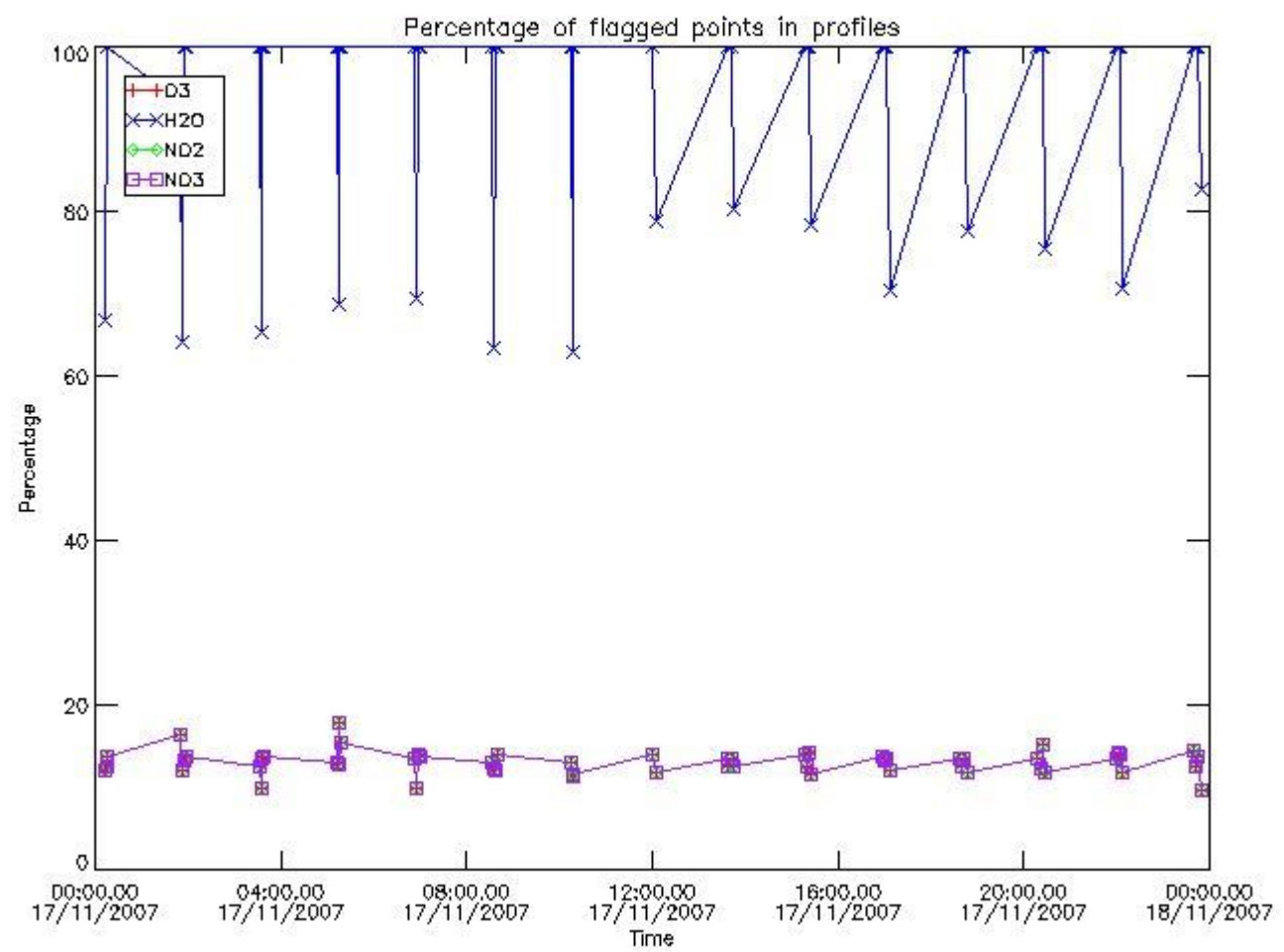
| | | | | | | | | | | | |
|-----|--|----------------------|------------|--------|-----|-----------|--------|--------|-----|-------|----|
| 161 | GOM_NL__2PRFIN20071117_160347_000000362063_00269_29882_2217.N1 | 17-NOV-2007 16:03:47 | Bright | 36.000 | 73 | 57Gam1And | 2.2600 | 13100. | 72 | 29882 | No |
| 162 | GOM_NL__2PRFIN20071117_160813_000000372063_00269_29882_2218.N1 | 17-NOV-2007 16:08:13 | Bright | 37.000 | 68 | 18Alp Cas | 2.2250 | 4500.0 | 74 | 29882 | No |
| 163 | GOM_NL__2PRFIN20071117_161702_000000372063_00269_29882_2219.N1 | 17-NOV-2007 16:17:02 | Bright | 37.000 | 49 | 1Alp UMi | 1.9900 | 6300.0 | 74 | 29882 | No |
| 164 | GOM_NL__2PRFIN20071117_162126_000000372063_00269_29882_2220.N1 | 17-NOV-2007 16:21:26 | Bright | 36.500 | 60 | 7Bet UMi | 2.0810 | 3950.0 | 73 | 29882 | No |
| 165 | GOM_NL__2PRFIN20071117_162701_000000382063_00269_29882_2221.N1 | 17-NOV-2007 16:27:01 | Bright | 37.500 | 32 | 77Eps UMa | 1.7630 | 11000. | 75 | 29882 | No |
| 166 | GOM_NL__2PRFIN20071117_162842_000000342063_00269_29882_2222.N1 | 17-NOV-2007 16:28:42 | Bright | 34.000 | 39 | 85Eta UMa | 1.8540 | 24000. | 68 | 29882 | No |
| 167 | GOM_NL__2PRFIN20071117_163211_000000352063_00269_29882_2223.N1 | 17-NOV-2007 16:32:11 | Bright | 34.500 | 152 | 12Alp2CVn | 2.8900 | 11000. | 69 | 29882 | No |
| 168 | GOM_NL__2PRFIN20071117_163959_000000342063_00269_29882_2224.N1 | 17-NOV-2007 16:39:59 | Bright | 34.000 | 138 | 47Eps Vir | 2.8280 | 4700.0 | 68 | 29882 | No |
| 169 | GOM_NL__2PRFIN20071117_164350_000000362063_00269_29882_2225.N1 | 17-NOV-2007 16:43:50 | Bright | 36.000 | 121 | 29Gam Vir | 2.7400 | 7200.0 | 72 | 29882 | No |
| 170 | GOM_NL__2PRFIN20071117_164855_000000412063_00269_29882_2226.N1 | 17-NOV-2007 16:48:55 | Twilight | 41.000 | 100 | 4Gam Crv | 2.5800 | 13100. | 82 | 29882 | No |
| 171 | GOM_NL__2PRFIN20071117_165027_000000452063_00269_29882_2227.N1 | 17-NOV-2007 16:50:27 | Twilight | 44.500 | 171 | 2Eps Crv | 3.0010 | 4250.0 | 89 | 29882 | No |
| 172 | GOM_NL__2PRFIN20071117_165635_000000372063_00269_29882_2228.N1 | 17-NOV-2007 16:56:35 | Dark | 37.000 | 64 | Gam Cen | 2.2000 | 10600. | 74 | 29882 | No |
| 173 | GOM_NL__2PRFIN20071117_165944_000000502063_00269_29882_2229.N1 | 17-NOV-2007 16:59:44 | Dark | 50.000 | 113 | Mu Vel | 2.6920 | 5000.0 | 100 | 29882 | No |
| 174 | GOM_NL__2PRFIN20071117_170236_000000382063_00270_29883_2230.N1 | 17-NOV-2007 17:02:36 | Dark | 37.500 | 124 | The Car | 2.7640 | 30000. | 75 | 29883 | No |
| 175 | GOM_NL__2PRFIN20071117_170636_000000432063_00270_29883_2231.N1 | 17-NOV-2007 17:06:36 | Dark | 42.500 | 41 | Eps Car | 1.8600 | 4100.0 | 85 | 29883 | No |
| 176 | GOM_NL__2PRFIN20071117_172041_000000392063_00270_29883_2232.N1 | 17-NOV-2007 17:20:41 | Straylight | 38.500 | 157 | The1Eri | 2.9060 | 9300.0 | 77 | 29883 | No |
| 177 | GOM_NL__2PRFIN20071117_173329_000000482063_00270_29883_2233.N1 | 17-NOV-2007 17:33:29 | Twilight | 47.500 | 94 | 92Alp Cet | 2.5260 | 3100.0 | 95 | 29883 | No |
| 178 | GOM_NL__2PRFIN20071117_173821_000000362063_00270_29883_2234.N1 | 17-NOV-2007 17:38:21 | Bright | 36.000 | 105 | 6Bet Ari | 2.6450 | 8900.0 | 72 | 29883 | No |
| 179 | GOM_NL__2PRFIN20071117_174219_000000362063_00270_29883_2235.N1 | 17-NOV-2007 17:42:19 | Bright | 35.500 | 173 | 4Bet Tri | 3.0040 | 8900.0 | 71 | 29883 | No |
| 180 | GOM_NL__2PRFIN20071117_174423_000000362063_00270_29883_2236.N1 | 17-NOV-2007 17:44:23 | Bright | 35.500 | 73 | 57Gam1And | 2.2600 | 13100. | 71 | 29883 | No |
| 181 | GOM_NL__2PRFIN20071117_174849_000000372063_00270_29883_2237.N1 | 17-NOV-2007 17:48:49 | Bright | 37.000 | 68 | 18Alp Cas | 2.2250 | 4500.0 | 74 | 29883 | No |
| 182 | GOM_NL__2PRFIN20071117_175738_000000372063_00270_29883_2238.N1 | 17-NOV-2007 17:57:38 | Bright | 37.000 | 49 | 1Alp UMi | 1.9900 | 6300.0 | 74 | 29883 | No |
| 183 | GOM_NL__2PRFIN20071117_180202_000000372063_00270_29883_2239.N1 | 17-NOV-2007 18:02:02 | Bright | 37.000 | 60 | 7Bet UMi | 2.0810 | 3950.0 | 74 | 29883 | No |
| 184 | GOM_NL__2PRFIN20071117_180737_000000382063_00270_29883_2240.N1 | 17-NOV-2007 18:07:37 | Bright | 38.000 | 32 | 77Eps UMa | 1.7630 | 11000. | 76 | 29883 | No |
| 185 | GOM_NL__2PRFIN20071117_180918_000000362063_00270_29883_2241.N1 | 17-NOV-2007 18:09:18 | Bright | 35.500 | 39 | 85Eta UMa | 1.8540 | 24000. | 71 | 29883 | No |
| 186 | GOM_NL__2PRFIN20071117_181247_000000372063_00270_29883_2242.N1 | 17-NOV-2007 18:12:47 | Bright | 36.500 | 152 | 12Alp2CVn | 2.8900 | 11000. | 73 | 29883 | No |
| 187 | GOM_NL__2PRFIN20071117_182035_000000342063_00270_29883_2243.N1 | 17-NOV-2007 18:20:35 | Bright | 34.000 | 138 | 47Eps Vir | 2.8280 | 4700.0 | 68 | 29883 | No |
| 188 | GOM_NL__2PRFIN20071117_182426_000000542063_00270_29883_2244.N1 | 17-NOV-2007 18:24:26 | Bright | 54.000 | 121 | 29Gam Vir | 2.7400 | 7200.0 | 108 | 29883 | No |
| 189 | GOM_NL__2PRFIN20071117_182932_000000422063_00270_29883_2245.N1 | 17-NOV-2007 18:29:32 | Twilight | 41.500 | 100 | 4Gam Crv | 2.5800 | 13100. | 83 | 29883 | No |
| 190 | GOM_NL__2PRFIN20071117_183103_000000402063_00270_29883_2246.N1 | 17-NOV-2007 18:31:03 | Twilight | 40.000 | 171 | 2Eps Crv | 3.0010 | 4250.0 | 80 | 29883 | No |
| 191 | GOM_NL__2PRFIN20071117_183712_000000382063_00270_29883_2247.N1 | 17-NOV-2007 18:37:12 | Dark | 38.000 | 64 | Gam Cen | 2.2000 | 10600. | 76 | 29883 | No |
| 192 | GOM_NL__2PRFIN20071117_184021_000000412063_00270_29883_2248.N1 | 17-NOV-2007 18:40:21 | Dark | 40.500 | 113 | Mu Vel | 2.6920 | 5000.0 | 81 | 29883 | No |
| 193 | GOM_NL__2PRFIN20071117_184313_000000382063_00271_29884_2241.N1 | 17-NOV-2007 18:43:13 | Dark | 38.000 | 124 | The Car | 2.7640 | 30000. | 76 | 29884 | No |
| 194 | GOM_NL__2PRFIN20071117_184713_000000432063_00271_29884_2242.N1 | 17-NOV-2007 18:47:13 | Dark | 42.500 | 41 | Eps Car | 1.8600 | 4100.0 | 85 | 29884 | No |
| 195 | GOM_NL__2PRFIN20071117_190118_000000382063_00271_29884_2243.N1 | 17-NOV-2007 19:01:18 | Straylight | 37.500 | 157 | The1Eri | 2.9060 | 9300.0 | 75 | 29884 | No |
| 196 | GOM_NL__2PRFIN20071117_191405_000000492063_00271_29884_2244.N1 | 17-NOV-2007 19:14:05 | Twilight | 49.000 | 94 | 92Alp Cet | 2.5260 | 3100.0 | 98 | 29884 | No |
| 197 | GOM_NL__2PRFIN20071117_191857_000000362063_00271_29884_2245.N1 | 17-NOV-2007 19:18:57 | Bright | 36.000 | 105 | 6Bet Ari | 2.6450 | 8900.0 | 72 | 29884 | No |
| 198 | GOM_NL__2PRFIN20071117_192255_000000362063_00271_29884_2246.N1 | 17-NOV-2007 19:22:55 | Bright | 35.500 | 173 | 4Bet Tri | 3.0040 | 8900.0 | 71 | 29884 | No |
| 199 | GOM_NL__2PRFIN20071117_192459_000000382063_00271_29884_2247.N1 | 17-NOV-2007 19:24:59 | Bright | 38.000 | 73 | 57Gam1And | 2.2600 | 13100. | 76 | 29884 | No |
| 200 | GOM_NL__2PRFIN20071117_192925_000000362063_00271_29884_2248.N1 | 17-NOV-2007 19:29:25 | Bright | 36.000 | 68 | 18Alp Cas | 2.2250 | 4500.0 | 72 | 29884 | No |
| 201 | GOM_NL__2PRFIN20071117_193813_000000372063_00271_29884_2249.N1 | 17-NOV-2007 19:38:13 | Bright | 36.500 | 49 | 1Alp UMi | 1.9900 | 6300.0 | 73 | 29884 | No |
| 202 | GOM_NL__2PRFIN20071117_194238_000000372063_00271_29884_2250.N1 | 17-NOV-2007 19:42:38 | Bright | 37.000 | 60 | 7Bet UMi | 2.0810 | 3950.0 | 74 | 29884 | No |
| 203 | GOM_NL__2PRFIN20071117_194813_000000342063_00271_29884_2251.N1 | 17-NOV-2007 19:48:13 | Bright | 33.500 | 32 | 77Eps UMa | 1.7630 | 11000. | 67 | 29884 | No |
| 204 | GOM_NL__2PRFIN20071117_194955_000000372063_00271_29884_2252.N1 | 17-NOV-2007 19:49:55 | Bright | 36.500 | 39 | 85Eta UMa | 1.8540 | 24000. | 73 | 29884 | No |
| 205 | GOM_NL__2PRFIN20071117_195323_000000382063_00271_29884_2253.N1 | 17-NOV-2007 19:53:23 | Bright | 38.000 | 152 | 12Alp2CVn | 2.8900 | 11000. | 76 | 29884 | No |
| 206 | GOM_NL__2PRFIN20071117_200111_000000342063_00271_29884_2254.N1 | 17-NOV-2007 20:01:11 | Bright | 34.000 | 138 | 47Eps Vir | 2.8280 | 4700.0 | 68 | 29884 | No |
| 207 | GOM_NL__2PRFIN20071117_200502_000000412063_00271_29884_2255.N1 | 17-NOV-2007 20:05:02 | Bright | 41.000 | 121 | 29Gam Vir | 2.7400 | 7200.0 | 82 | 29884 | No |
| 208 | GOM_NL__2PRFIN20071117_201008_000000392063_00271_29884_2256.N1 | 17-NOV-2007 20:10:08 | Twilight | 39.000 | 100 | 4Gam Crv | 2.5800 | 13100. | 78 | 29884 | No |
| 209 | GOM_NL__2PRFIN20071117_201140_000000442063_00271_29884_2257.N1 | 17-NOV-2007 20:11:40 | Twilight | 44.000 | 171 | 2Eps Crv | 3.0010 | 4250.0 | 88 | 29884 | No |
| 210 | GOM_NL__2PRFIN20071117_201748_000000382063_00271_29884_2258.N1 | 17-NOV-2007 20:17:48 | Dark | 37.500 | 64 | Gam Cen | 2.2000 | 10600. | 75 | 29884 | No |
| 211 | GOM_NL__2PRFIN20071117_202057_000000422063_00271_29884_2259.N1 | 17-NOV-2007 20:20:57 | Dark | 41.500 | 113 | Mu Vel | 2.6920 | 5000.0 | 83 | 29884 | No |
| 212 | GOM_NL__2PRFIN20071117_202349_000000372063_00272_29885_2261.N1 | 17-NOV-2007 20:23:49 | Dark | 37.000 | 124 | The Car | 2.7640 | 30000. | 74 | 29885 | No |
| 213 | GOM_NL__2PRFIN20071117_202749_000000432063_00272_29885_2262.N1 | 17-NOV-2007 20:27:49 | Dark | 42.500 | 41 | Eps Car | 1.8600 | 4100.0 | 85 | 29885 | No |
| 214 | GOM_NL__2PRFIN20071117_204154_000000402063_00272_29885_2263.N1 | 17-NOV-2007 20:41:54 | Straylight | 40.000 | 157 | The1Eri | 2.9060 | 9300.0 | 80 | 29885 | No |
| 215 | GOM_NL__2PRFIN20071117_205441_000000472063_00272_29885_2264.N1 | 17-NOV-2007 20:54:41 | Twilight | 47.000 | 94 | 92Alp Cet | 2.5260 | 3100.0 | 94 | 29885 | No |
| 216 | GOM_NL__2PRFIN20071117_205933_000000372063_00272_29885_2265.N1 | 17-NOV-2007 20:59:33 | Bright | 36.500 | 105 | 6Bet Ari | 2.6450 | 8900.0 | 73 | 29885 | No |
| 217 | GOM_NL__2PRFIN20071117_210331_000000352063_00272_29885_2266.N1 | 17-NOV-2007 21:03:31 | Bright | 35.000 | 173 | 4Bet Tri | 3.0040 | 8900.0 | 70 | 29885 | No |
| 218 | GOM_NL__2PRFIN20071117_210535_000000372063_00272_29885_2267.N1 | 17-NOV-2007 21:05:35 | Bright | 36.500 | 73 | 57Gam1And | 2.2600 | 13100. | 73 | 29885 | No |
| 219 | GOM_NL__2PRFIN20071117_211001_000000362063_00272_29885_2268.N1 | 17-NOV-2007 21:10:01 | Bright | 36.000 | 68 | 18Alp Cas | 2.2250 | 4500.0 | 72 | 29885 | No |

| | | | | | | | | | | | |
|-----|--|----------------------|------------|--------|-----|-----------|--------|--------|-----|-------|----|
| 220 | GOM_NL__2PRFIN20071117_211849_000000362063_00272_29885_2269.N1 | 17-NOV-2007 21:18:49 | Bright | 36.000 | 49 | 1Alp UMi | 1.9900 | 6300.0 | 72 | 29885 | No |
| 221 | GOM_NL__2PRFIN20071117_212314_000000322063_00272_29885_2270.N1 | 17-NOV-2007 21:23:14 | Bright | 31.500 | 60 | 7Bet UMi | 2.0810 | 3950.0 | 63 | 29885 | No |
| 222 | GOM_NL__2PRFIN20071117_212849_000000392063_00272_29885_2271.N1 | 17-NOV-2007 21:28:49 | Bright | 38.500 | 32 | 77Eps UMa | 1.7630 | 11000. | 77 | 29885 | No |
| 223 | GOM_NL__2PRFIN20071117_213031_000000412063_00272_29885_2272.N1 | 17-NOV-2007 21:30:31 | Bright | 41.000 | 39 | 85Eta UMa | 1.8540 | 24000. | 82 | 29885 | No |
| 224 | GOM_NL__2PRFIN20071117_213359_000000352063_00272_29885_2273.N1 | 17-NOV-2007 21:33:59 | Bright | 34.500 | 152 | 12Alp2CVn | 2.8900 | 11000. | 69 | 29885 | No |
| 225 | GOM_NL__2PRFIN20071117_214147_000000352063_00272_29885_2274.N1 | 17-NOV-2007 21:41:47 | Bright | 34.500 | 138 | 47Eps Vir | 2.8280 | 4700.0 | 69 | 29885 | No |
| 226 | GOM_NL__2PRFIN20071117_214539_000000352063_00272_29885_2275.N1 | 17-NOV-2007 21:45:39 | Bright | 35.000 | 121 | 29Gam Vir | 2.7400 | 7200.0 | 70 | 29885 | No |
| 227 | GOM_NL__2PRFIN20071117_215044_000000422063_00272_29885_2276.N1 | 17-NOV-2007 21:50:44 | Twilight | 42.000 | 100 | 4Gam Crv | 2.5800 | 13100. | 84 | 29885 | No |
| 228 | GOM_NL__2PRFIN20071117_215216_000000432063_00272_29885_2277.N1 | 17-NOV-2007 21:52:16 | Twilight | 43.000 | 171 | 2Eps Crv | 3.0010 | 4250.0 | 86 | 29885 | No |
| 229 | GOM_NL__2PRFIN20071117_215824_000000382063_00272_29885_2278.N1 | 17-NOV-2007 21:58:24 | Dark | 37.500 | 64 | Gam Cen | 2.2000 | 10600. | 75 | 29885 | No |
| 230 | GOM_NL__2PRFIN20071117_220134_000000402063_00272_29885_2279.N1 | 17-NOV-2007 22:01:34 | Dark | 39.500 | 113 | Mu Vel | 2.6920 | 5000.0 | 79 | 29885 | No |
| 231 | GOM_NL__2PRFIN20071117_220425_000000372063_00273_29886_2271.N1 | 17-NOV-2007 22:04:25 | Dark | 36.500 | 124 | The Car | 2.7640 | 30000. | 73 | 29886 | No |
| 232 | GOM_NL__2PRFIN20071117_220826_000000432063_00273_29886_2272.N1 | 17-NOV-2007 22:08:26 | Dark | 43.000 | 41 | Eps Car | 1.8600 | 4100.0 | 86 | 29886 | No |
| 233 | GOM_NL__2PRFIN20071117_222230_000000382063_00273_29886_2273.N1 | 17-NOV-2007 22:22:30 | Straylight | 37.500 | 157 | The1Eri | 2.9060 | 9300.0 | 75 | 29886 | No |
| 234 | GOM_NL__2PRFIN20071117_223517_000000452063_00273_29886_2274.N1 | 17-NOV-2007 22:35:17 | Twilight | 44.500 | 94 | 92Alp Cet | 2.5260 | 3100.0 | 89 | 29886 | No |
| 235 | GOM_NL__2PRFIN20071117_224009_000000362063_00273_29886_2275.N1 | 17-NOV-2007 22:40:09 | Bright | 35.500 | 105 | 6Bet Ari | 2.6450 | 8900.0 | 71 | 29886 | No |
| 236 | GOM_NL__2PRFIN20071117_224406_000000352063_00273_29886_2276.N1 | 17-NOV-2007 22:44:06 | Bright | 35.000 | 173 | 4Bet Tri | 3.0040 | 8900.0 | 70 | 29886 | No |
| 237 | GOM_NL__2PRFIN20071117_224611_000000372063_00273_29886_2277.N1 | 17-NOV-2007 22:46:11 | Bright | 36.500 | 73 | 57Gam1And | 2.2600 | 13100. | 73 | 29886 | No |
| 238 | GOM_NL__2PRFIN20071117_225037_000000362063_00273_29886_2278.N1 | 17-NOV-2007 22:50:37 | Bright | 35.500 | 68 | 18Alp Cas | 2.2250 | 4500.0 | 71 | 29886 | No |
| 239 | GOM_NL__2PRFIN20071117_225925_000000362063_00273_29886_2279.N1 | 17-NOV-2007 22:59:25 | Bright | 35.500 | 49 | 1Alp UMi | 1.9900 | 6300.0 | 71 | 29886 | No |
| 240 | GOM_NL__2PRFIN20071117_230350_000000362063_00273_29886_2280.N1 | 17-NOV-2007 23:03:50 | Bright | 36.000 | 60 | 7Bet UMi | 2.0810 | 3950.0 | 72 | 29886 | No |
| 241 | GOM_NL__2PRFIN20071117_230925_000000372063_00273_29886_2281.N1 | 17-NOV-2007 23:09:25 | Bright | 36.500 | 32 | 77Eps UMa | 1.7630 | 11000. | 73 | 29886 | No |
| 242 | GOM_NL__2PRFIN20071117_231106_000000522063_00273_29886_2282.N1 | 17-NOV-2007 23:11:06 | Bright | 52.000 | 39 | 85Eta UMa | 1.8540 | 24000. | 104 | 29886 | No |
| 243 | GOM_NL__2PRFIN20071117_231435_000000362063_00273_29886_2283.N1 | 17-NOV-2007 23:14:35 | Bright | 35.500 | 152 | 12Alp2CVn | 2.8900 | 11000. | 71 | 29886 | No |
| 244 | GOM_NL__2PRFIN20071117_232223_000000352063_00273_29886_2284.N1 | 17-NOV-2007 23:22:23 | Bright | 34.500 | 138 | 47Eps Vir | 2.8280 | 4700.0 | 69 | 29886 | No |
| 245 | GOM_NL__2PRFIN20071117_232615_000000542063_00273_29886_2285.N1 | 17-NOV-2007 23:26:15 | Bright | 54.000 | 121 | 29Gam Vir | 2.7400 | 7200.0 | 108 | 29886 | No |
| 246 | GOM_NL__2PRFIN20071117_233121_000000402063_00273_29886_2286.N1 | 17-NOV-2007 23:31:21 | Twilight | 39.500 | 100 | 4Gam Crv | 2.5800 | 13100. | 79 | 29886 | No |
| 247 | GOM_NL__2PRFIN20071117_233252_000000452063_00273_29886_2287.N1 | 17-NOV-2007 23:32:52 | Twilight | 44.500 | 171 | 2Eps Crv | 3.0010 | 4250.0 | 89 | 29886 | No |
| 248 | GOM_NL__2PRFIN20071117_233900_000000392063_00273_29886_2288.N1 | 17-NOV-2007 23:39:00 | Dark | 38.500 | 64 | Gam Cen | 2.2000 | 10600. | 77 | 29886 | No |
| 249 | GOM_NL__2PRFIN20071117_234210_000000412063_00273_29886_2289.N1 | 17-NOV-2007 23:42:10 | Dark | 41.000 | 113 | Mu Vel | 2.6920 | 5000.0 | 82 | 29886 | No |
| 250 | GOM_NL__2PRFIN20071117_234501_000000372063_00274_29887_2304.N1 | 17-NOV-2007 23:45:01 | Dark | 37.000 | 124 | The Car | 2.7640 | 30000. | 74 | 29887 | No |
| 251 | GOM_NL__2PRFIN20071117_234902_000000532063_00274_29887_2305.N1 | 17-NOV-2007 23:49:02 | Dark | 52.500 | 41 | Eps Car | 1.8600 | 4100.0 | 105 | 29887 | No |

3. Quality information per product

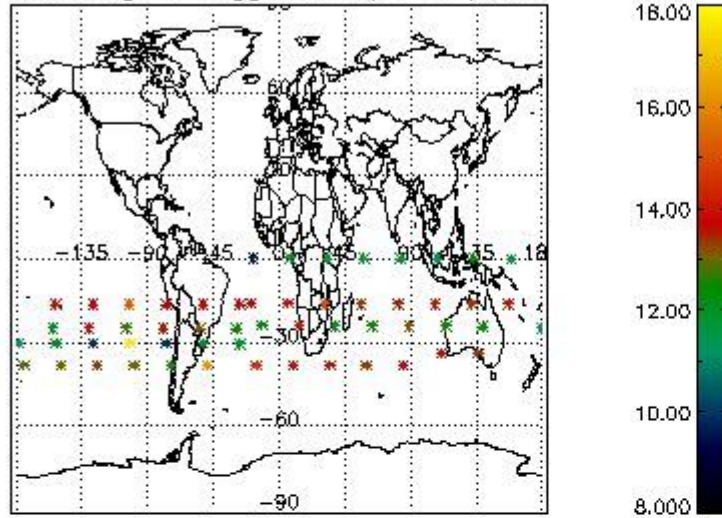
In this section it is plotted some information contained in the Quality Summary data set of the level 2 products. Only products in dark limb conditions and without errors (error flag in the MPH set to "0") are used.

3.1 Plot quality information per product (time dependant)

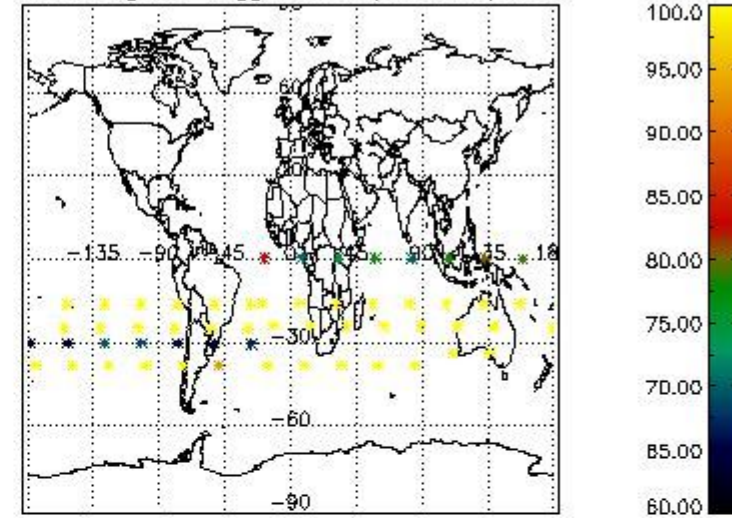


3.2 Plot quality information per product (world map)

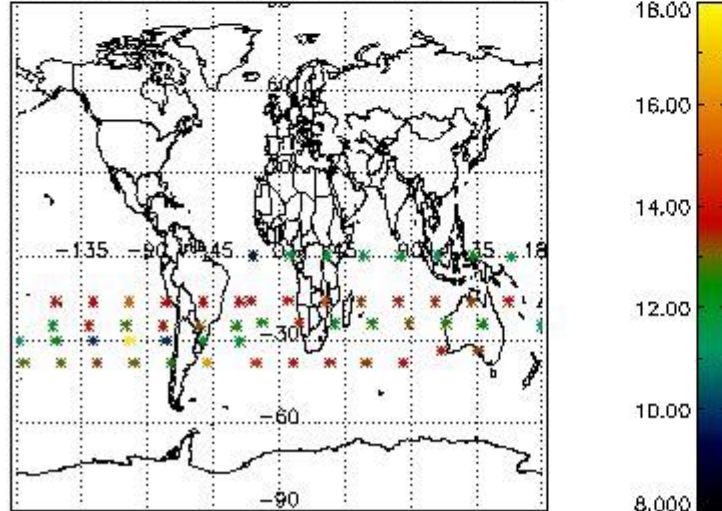
Percentage of flagged data per O3 profile



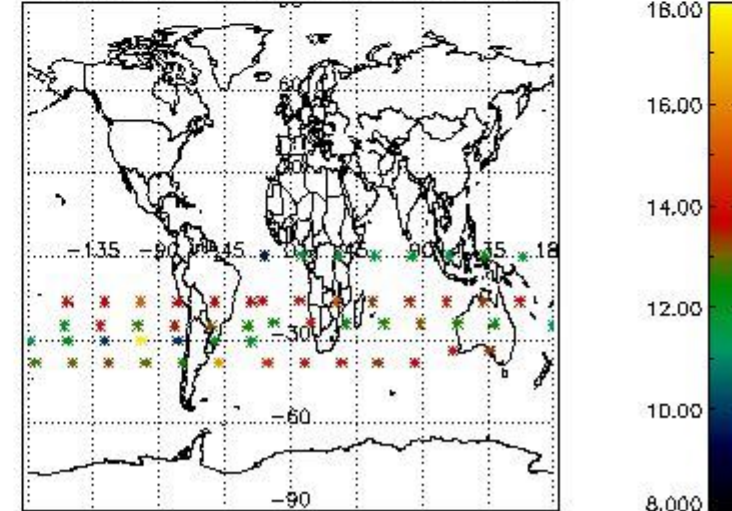
Percentage of flagged data per H2O profile



Percentage of flagged data per NO2 profile



Percentage of flagged data per NO3 profile

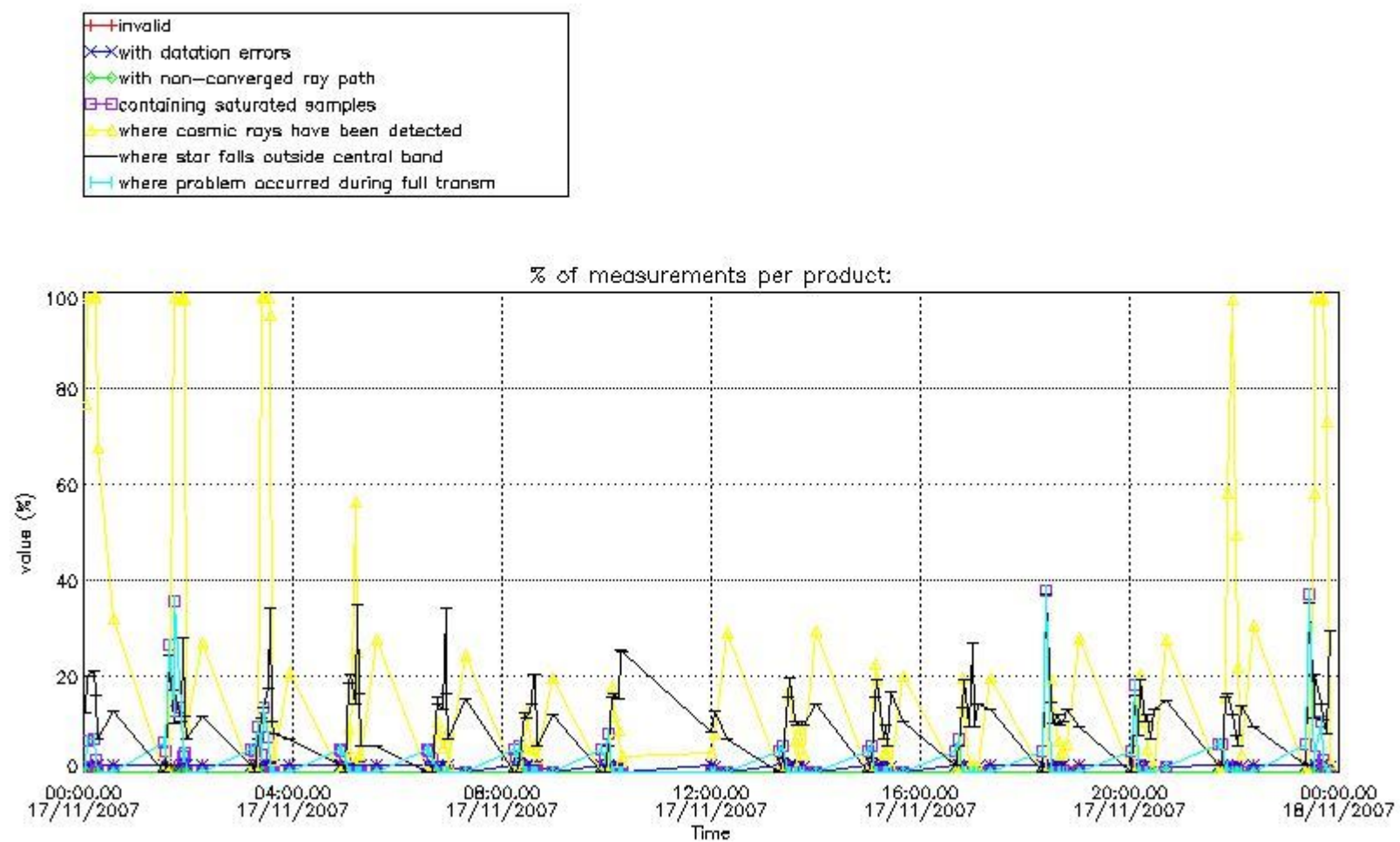


4. Level 1 quality information per product

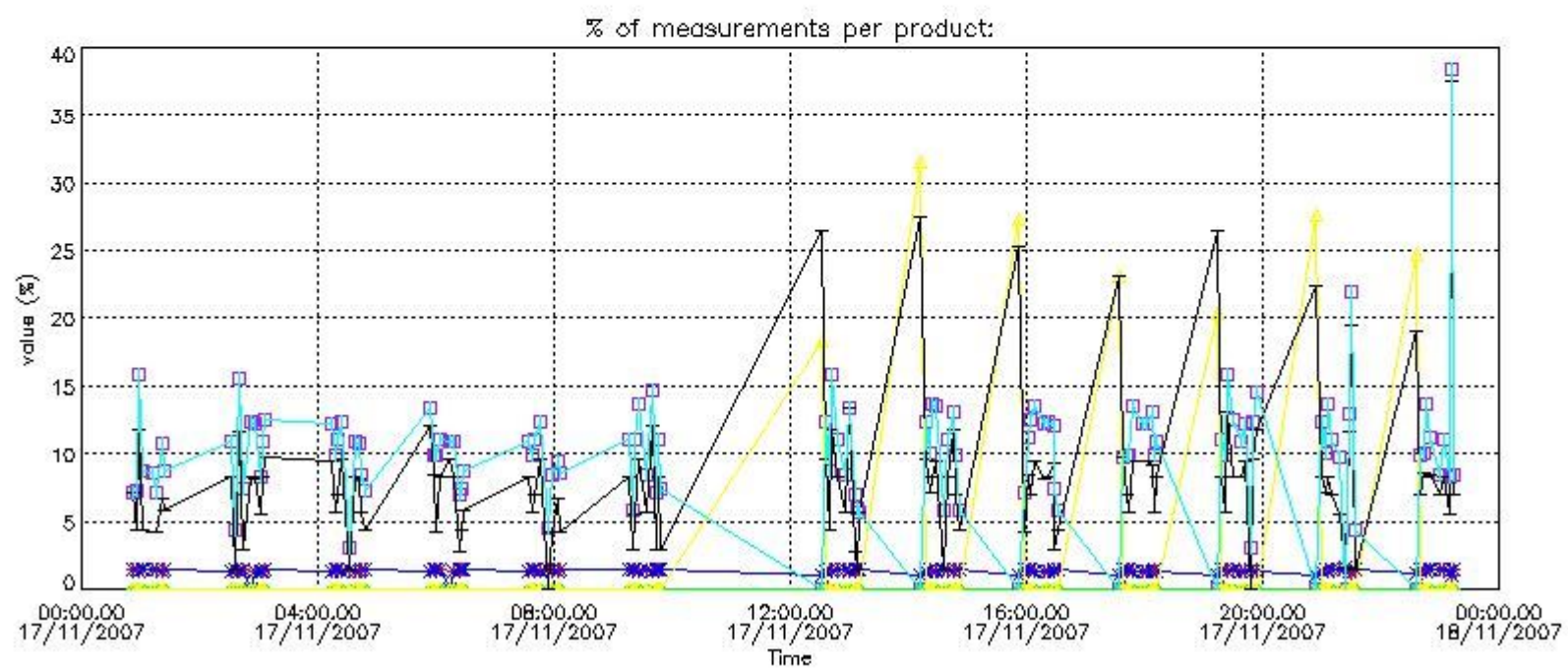
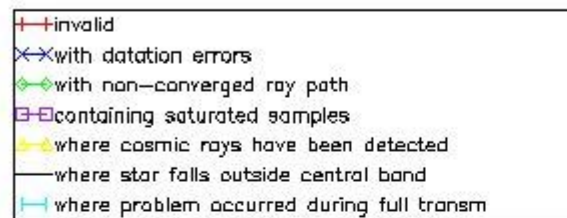
In this section it is plotted some information contained in the Quality Summary data set of the level 2 products that comes from the level 1b processing. Products without errors (error flag in the MPH set to "0") are used.

4.1 Plot quality information per product (time dependant) coming from level 1b processing

4.1.1 Plot level 1 quality information per product (time dependant): ENVISAT ASCENDING passes



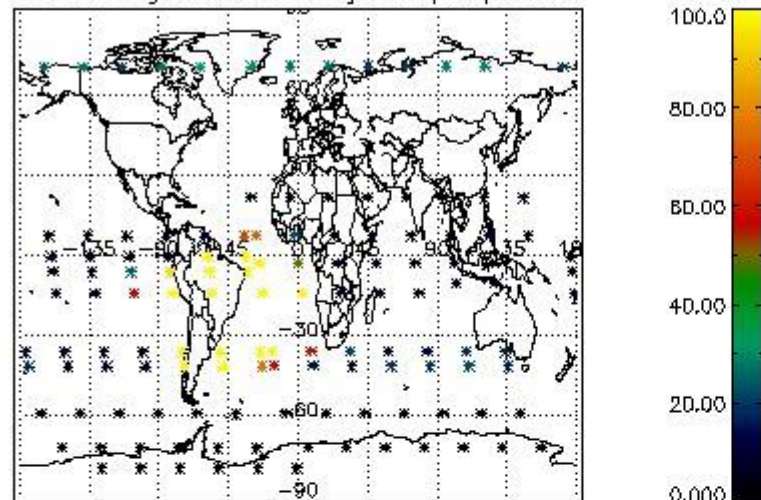
4.1.2 Plot level 1 quality information per product (time dependant): ENVI SAT DESCENDING passes



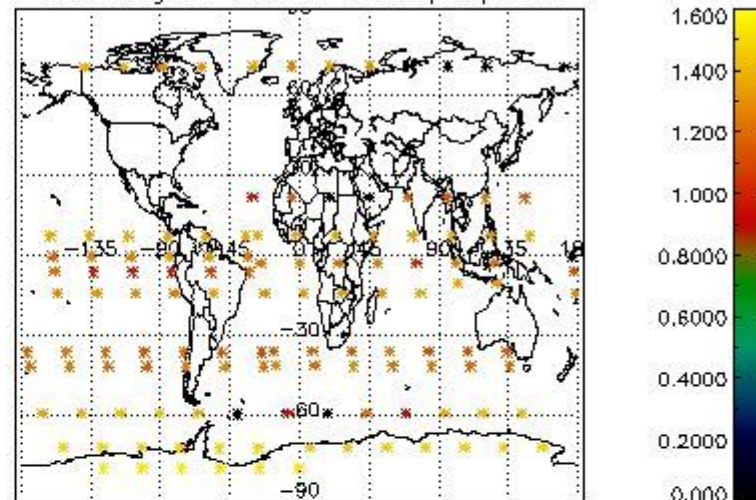
4.2 Plot quality information per product coming from level 1b processing (world map)

4.2.1 Plot level 1 quality information per product (world map): ENVISAT ASCENDING passes

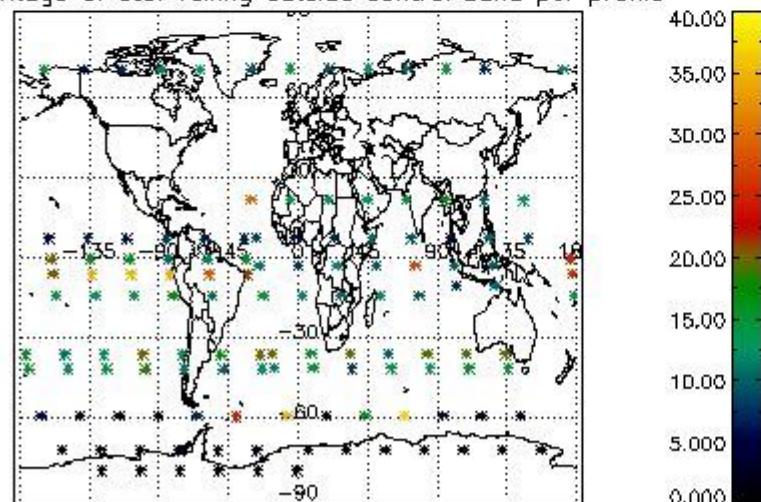
Percentage of cosmic ray hits per profile



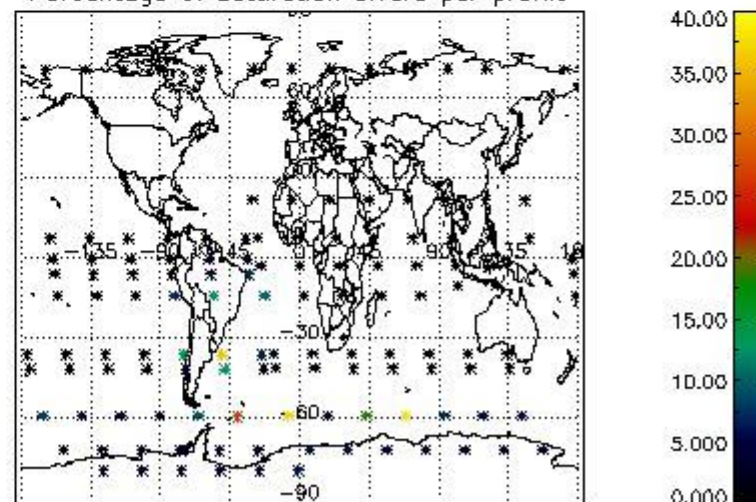
Percentage of datation errors per profile



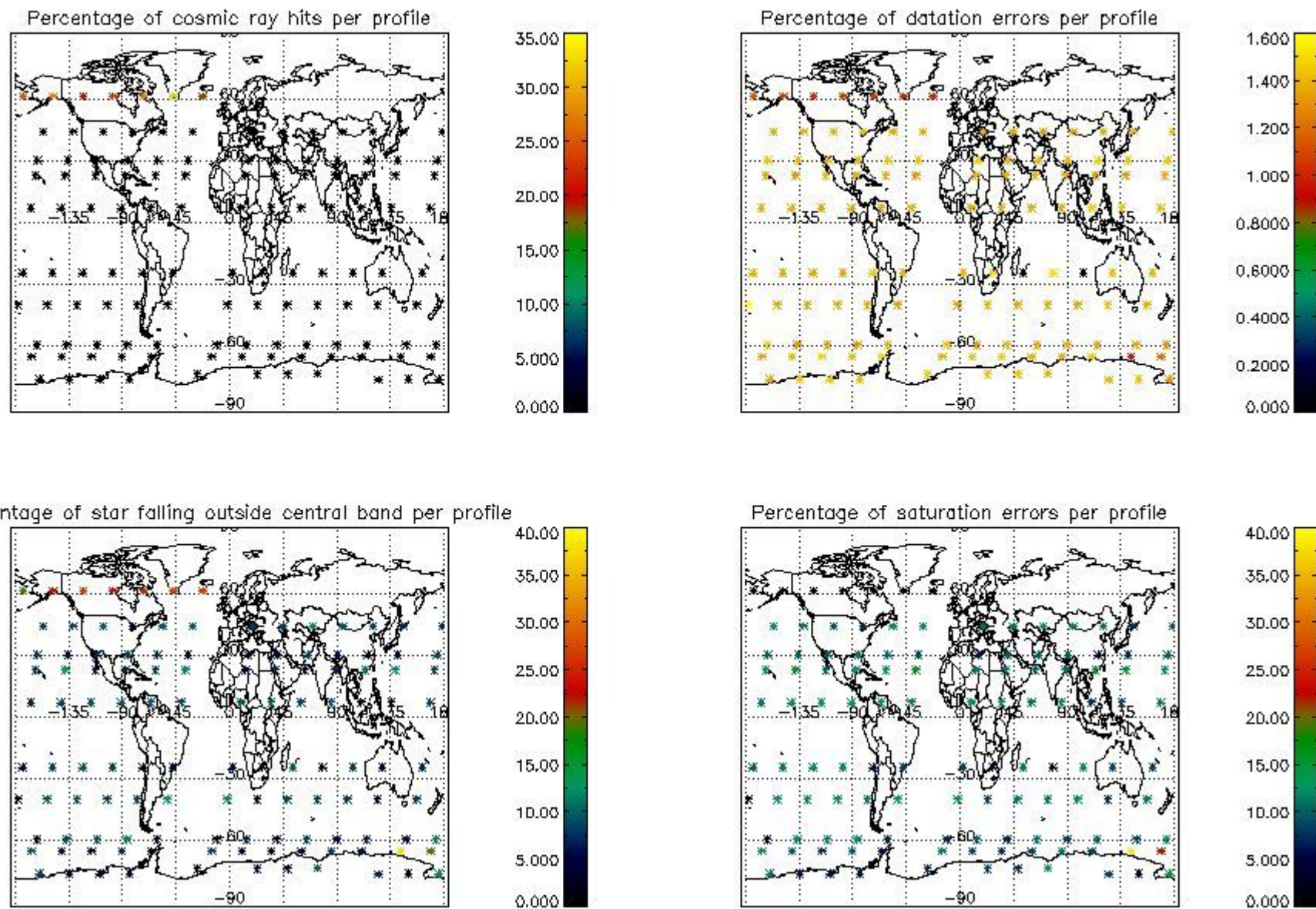
Percentage of star falling outside central band per profile



Percentage of saturation errors per profile



4.2.2 Plot level 1 quality information per product (world map): ENVISAT DESCENDING passes



5. Trace gas profiles

5.1 Ozone statistics based on quality of products

The final quality of the products can be "measured" using the STD (Standard Deviation) attached to every point profile. This information is written to the parameter GOM_NL__2P/NL_LOCAL_SPECIES_DENSITY/o3_std of the level 2 products. The table below shows the statistics for given STD ranges.

The statistics are given with respect to the overall valid production:

- Products without fatal errors: GOM_NL__2P/MPH/PRODUCT_ERR=0
- Valid point profile: GOM_NL__2P/NL_LOCAL_SPECIES_DENSITY/pcd(0)=0

The 'Criteria' is applied to valid points of dark limb products:

- Products in dark limb illumination condition: GOM_NL__2P/NL_SUMMARY_QUALITY/obs_ill_cond=0
- Products without fatal errors: GOM_NL__2P/MPH/PRODUCT_ERR=0
- Valid point profile: GOM_NL__2P/NL_LOCAL_SPECIES_DENSITY/pcd(0)=0

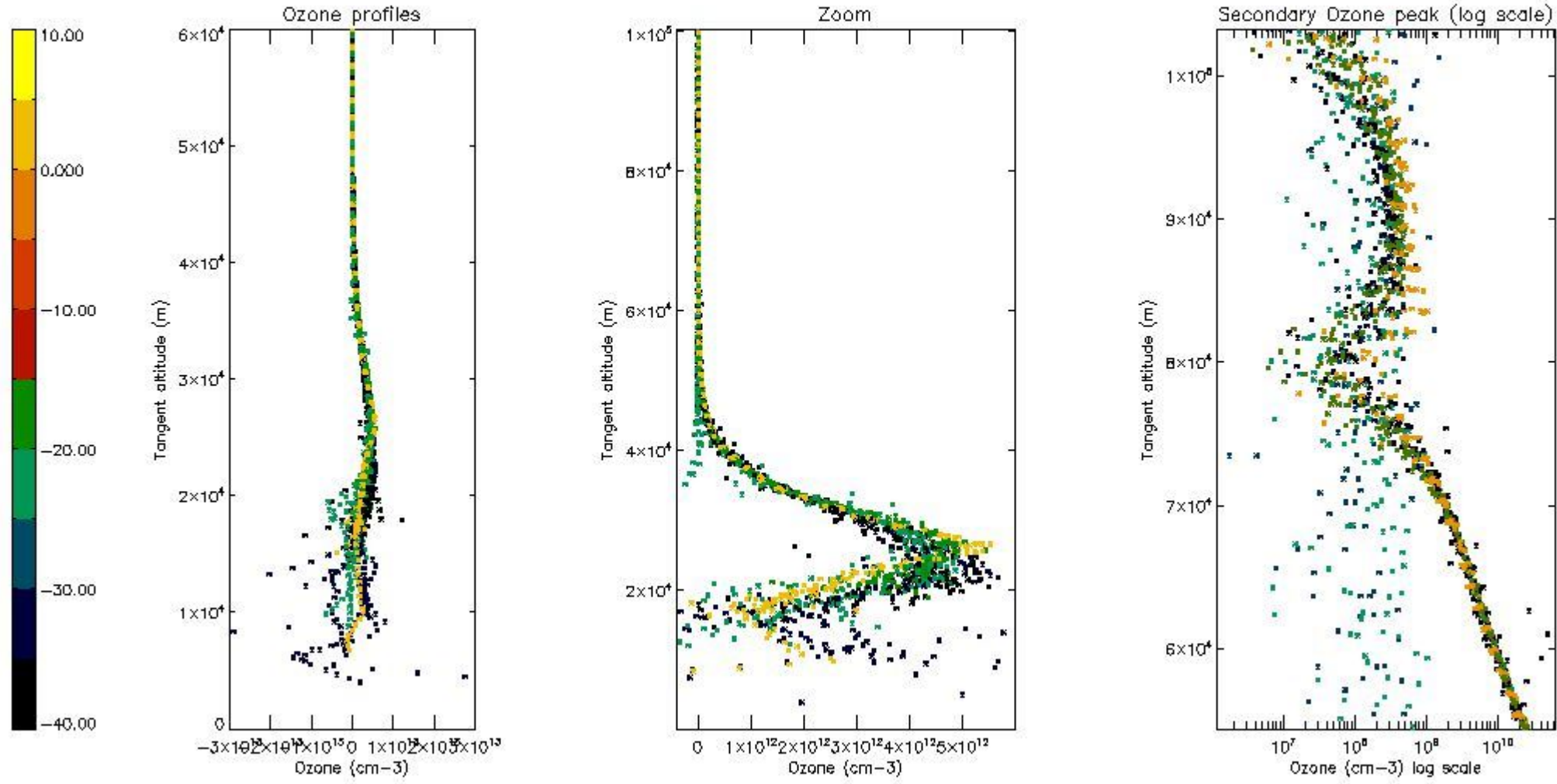
So, the table below shows the percentage of dark limb and valid observations for each criteria with respect to the overall valid daily observations.

| Criteria | % of total production |
|----------|-----------------------|
| All STD | 24 |
| STD < 20 | 13 |

| | |
|----------|----|
| STD < 10 | 10 |
| STD < 5 | 5 |

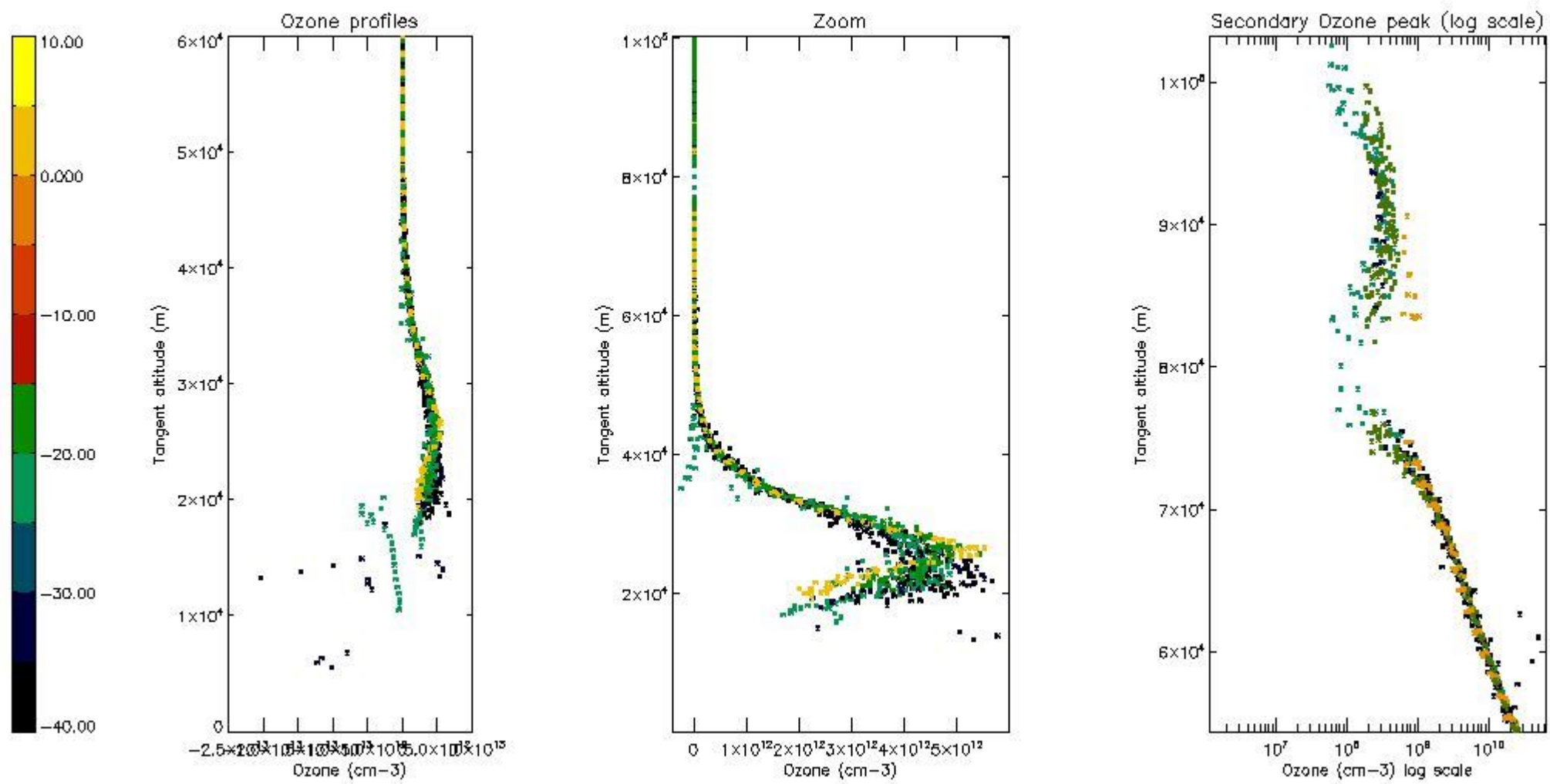
5.2 Plot ozone profiles for all STD (dark without errors)

The colorbar represents the latitude.



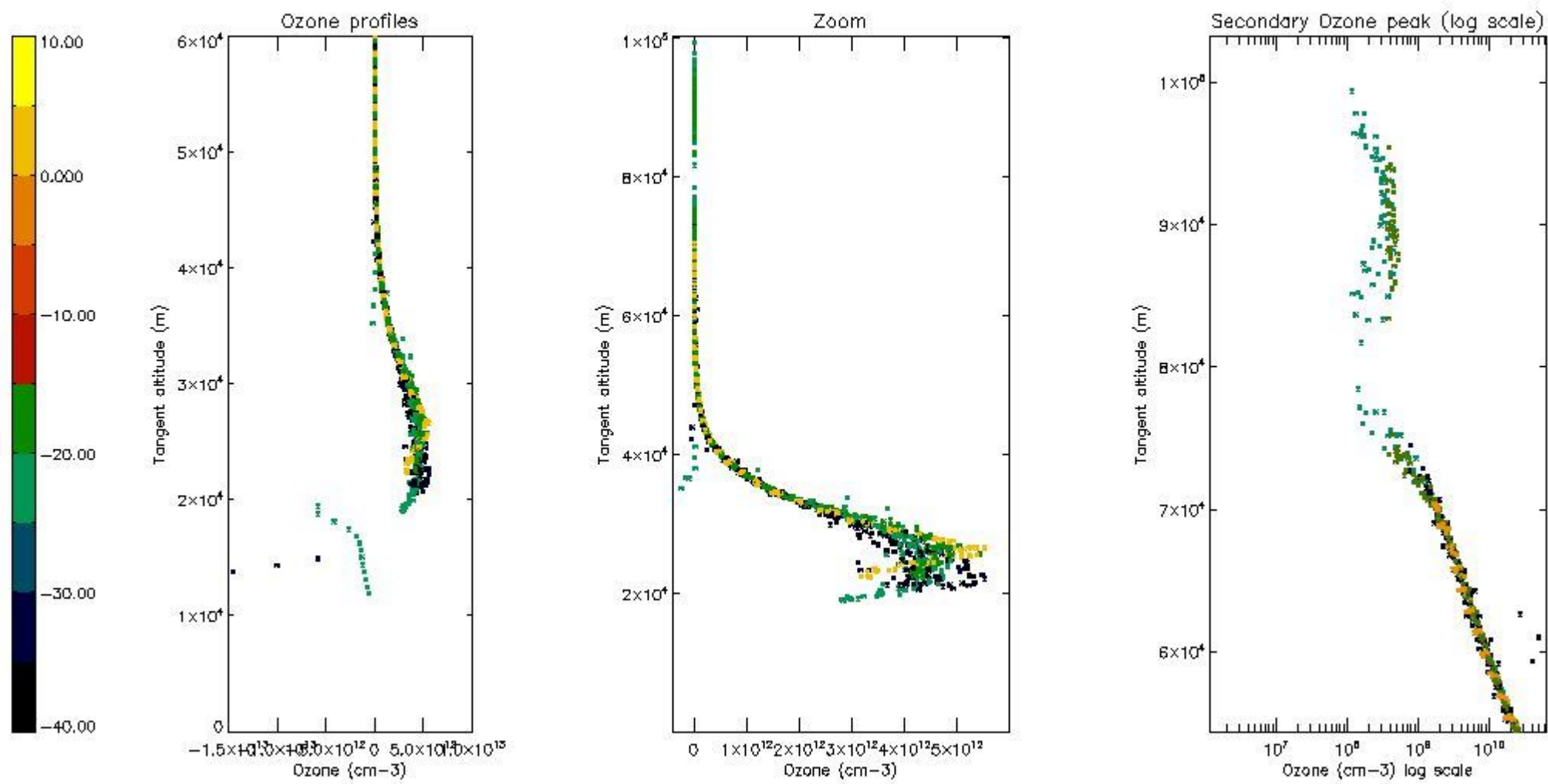
5.3 Plot ozone profiles where STD < 20% (dark without errors)

The colorbar represents the latitude.



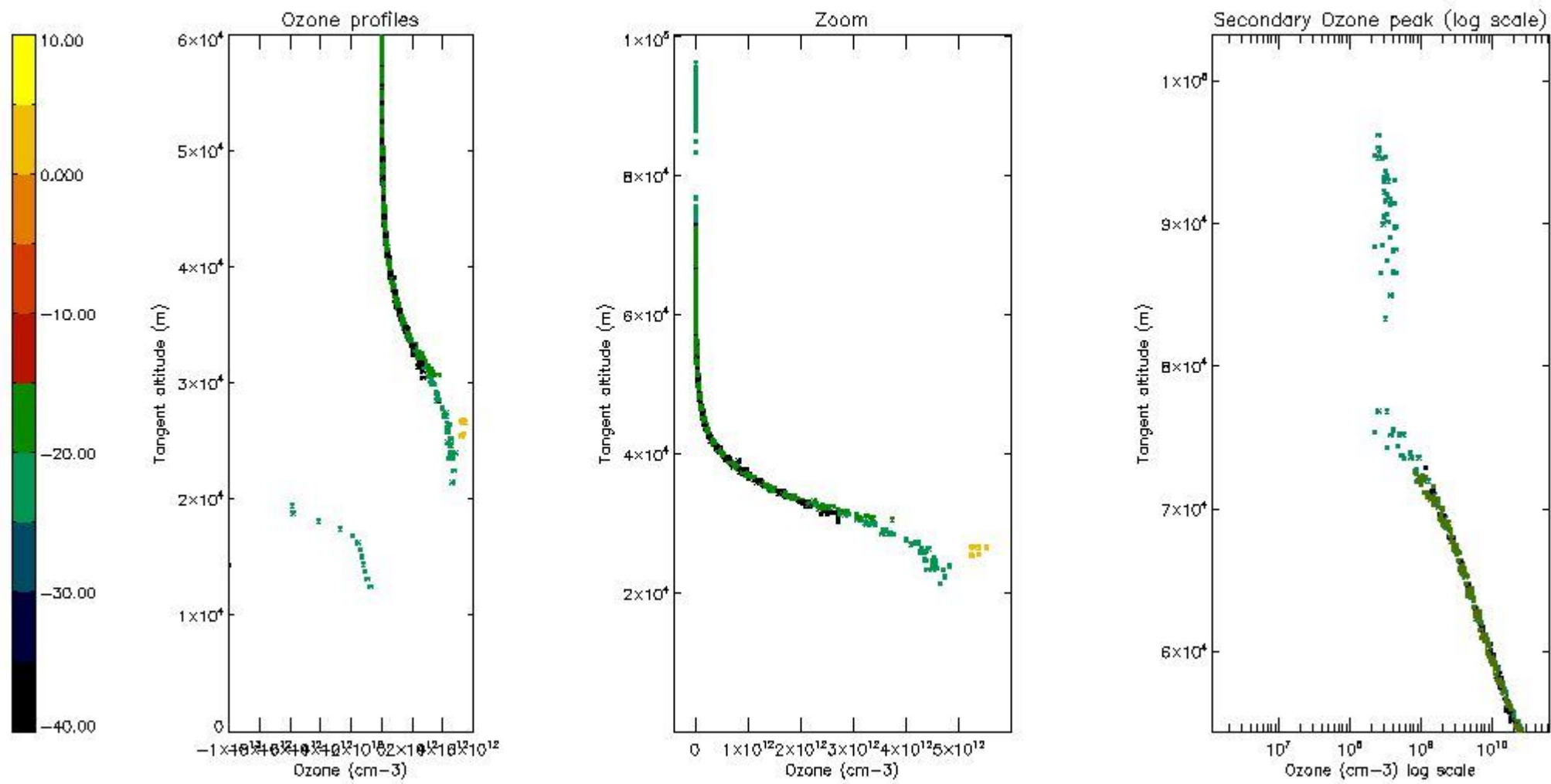
5.4 Plot ozone profiles where STD < 10% (dark without errors)

The colorbar represents the latitude.



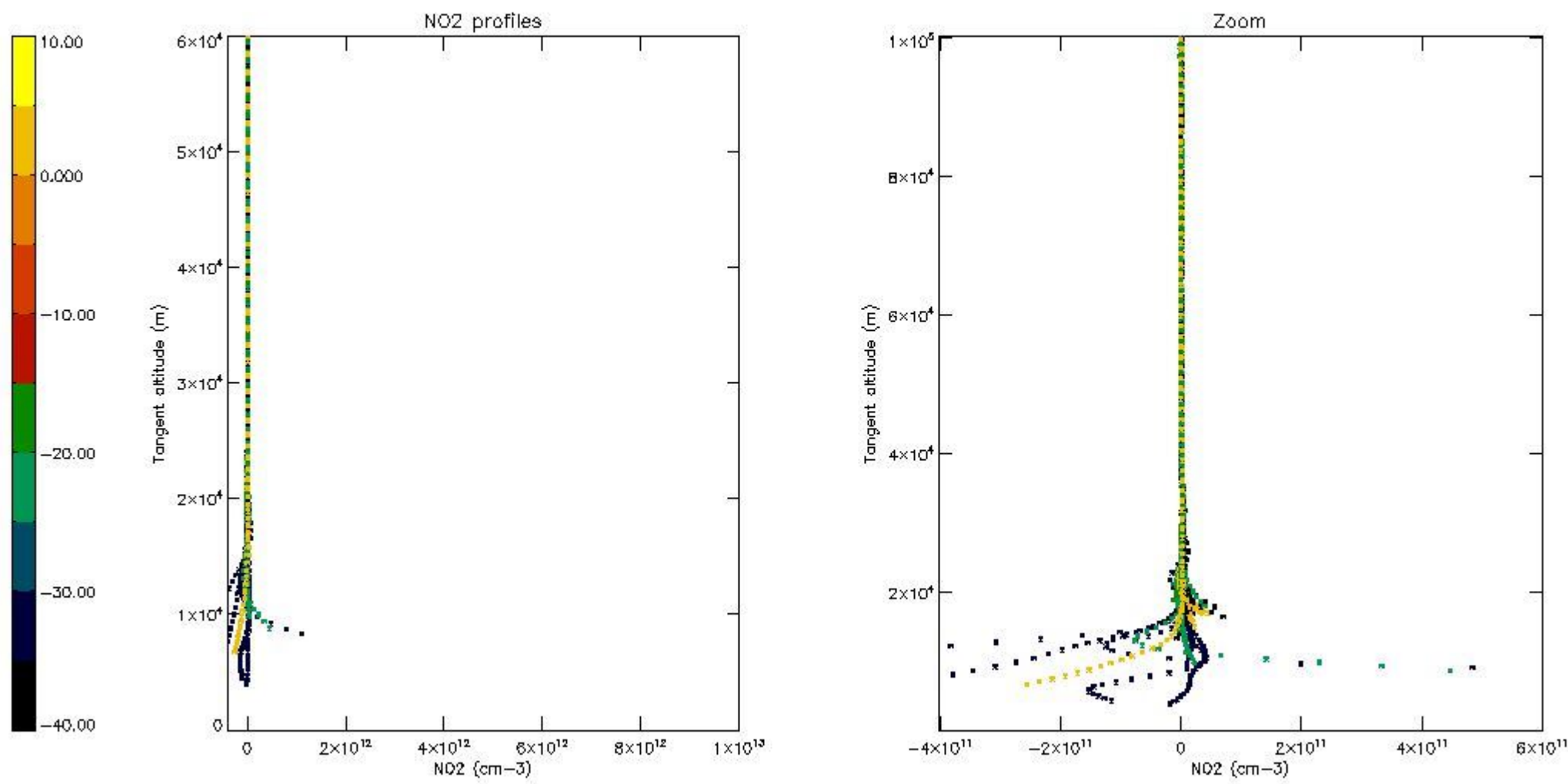
5.5 Plot ozone profiles where STD < 5% (dark without errors)

The colorbar represents the latitude.



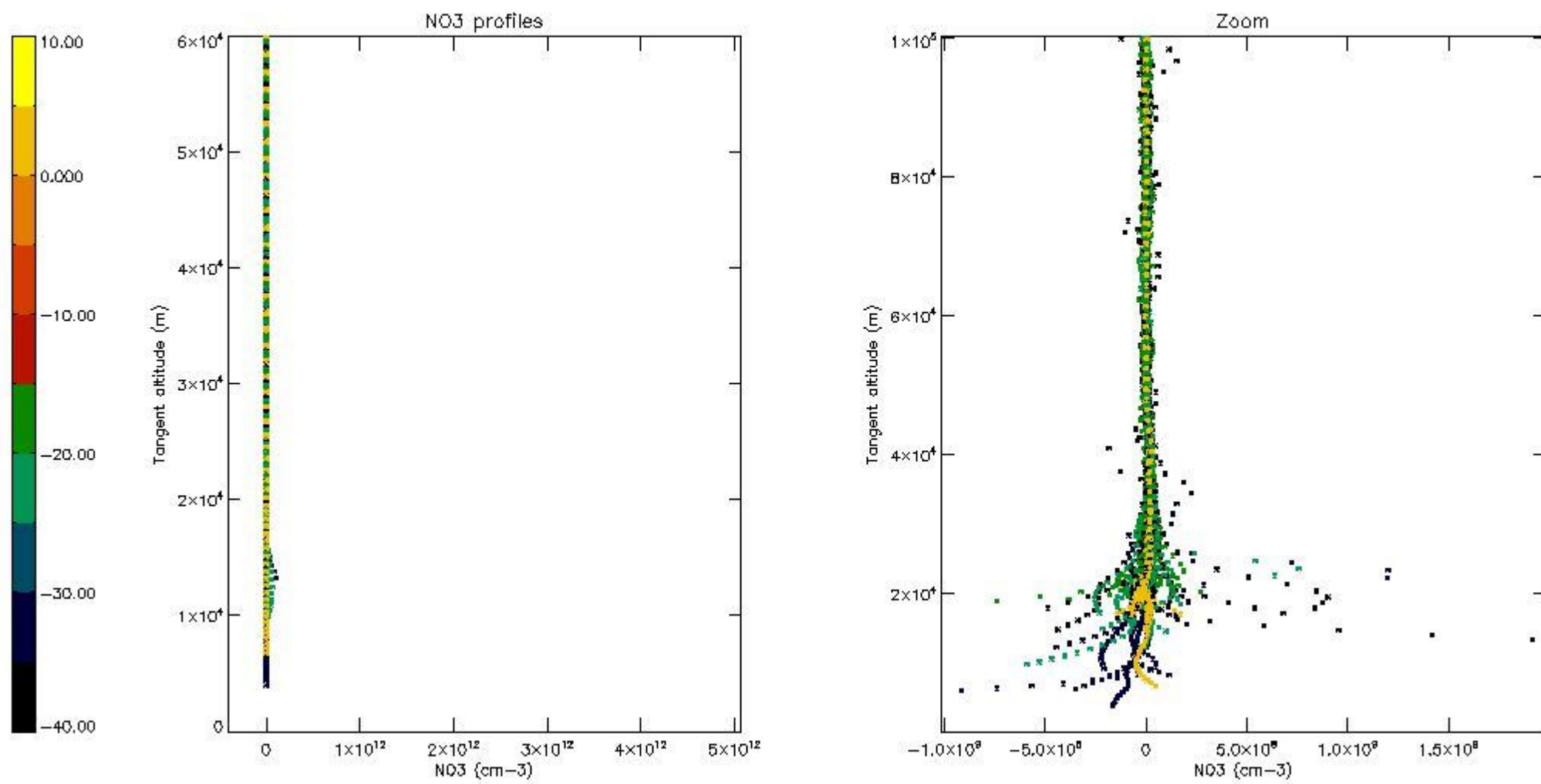
5.6 Plot NO₂ profiles for all STD (dark without errors)

The colorbar represents the latitude.



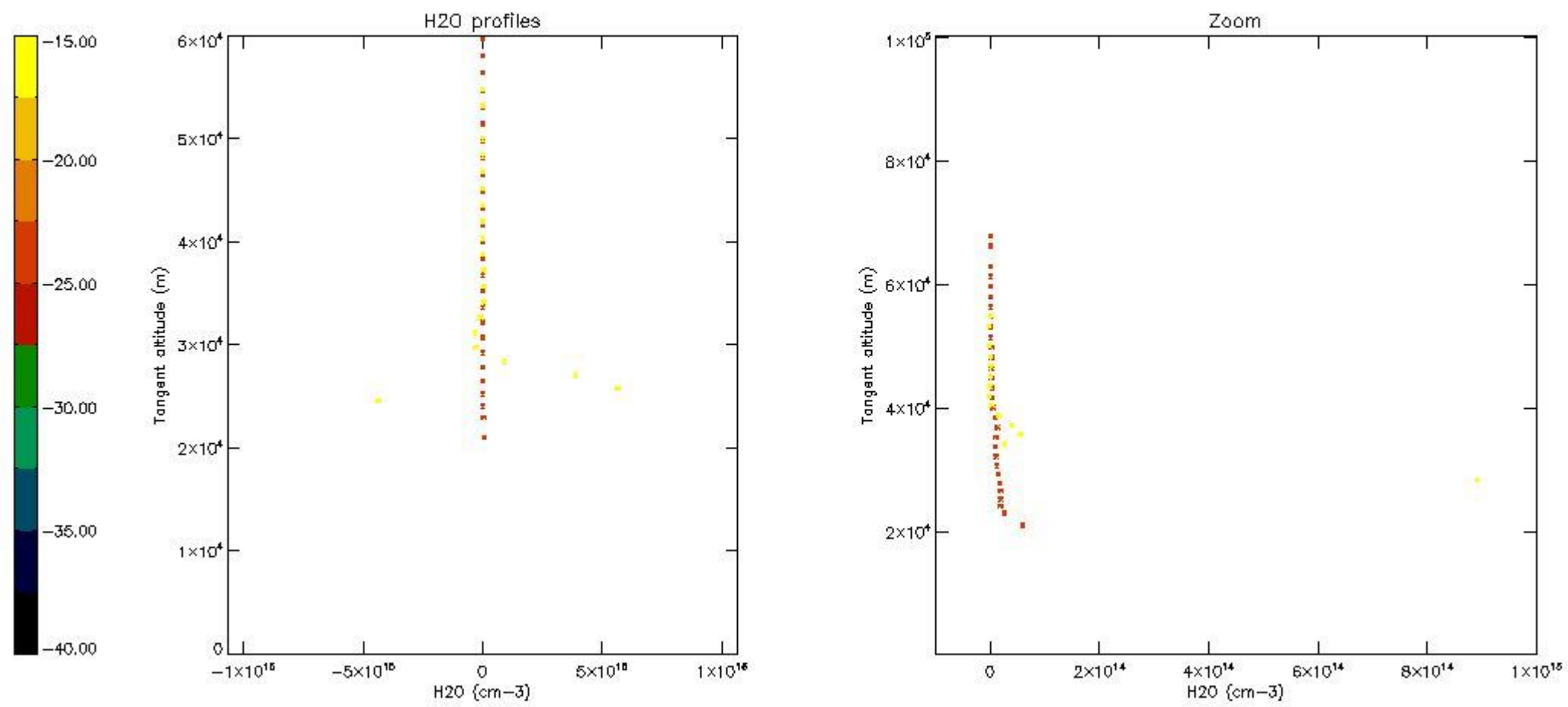
5.7 Plot NO3 profiles for all STD (dark without errors)

The colorbar represents the latitude.



5.8 Plot H2O profiles for all STD (only for occultations of stars 1,2,3,4,13,14,16,26,63 dark without errors)

The colorbar represents the latitude.



6. Auxiliary Data Files used for the production reported in section 2

The number reported in the third column indicates since which file (see list in section 2) the corresponding auxiliary file has been used. The fourth column is the date of those product files.

| Type | Auxiliary Filename | Used since product | Used since product date |
|---------------------------|---|--------------------|-------------------------|
| INST_PHYS_CHARACTERISTICS | GOM_INS_AXVIEC20091111_143220_20030716_120000_20500101_000000 | 1 | 17-NOV-2007 00:02:51 |
| LEVEL-2_PROC_CONFIG | GOM_PR2_AXVIEC20091111_152718_20020301_000000_20500101_000000 | 1 | 17-NOV-2007 00:02:51 |
| CROSS_SECTIONS_FILE | GOM_CRS_AXVIEC20091111_154832_20020301_000000_20500101_000000 | 1 | 17-NOV-2007 00:02:51 |

GOMOS Level 2 Daily Report

SUMMARY

[1. General Info](#)

[2. Summary of processed GOM_NL_2P products](#)

[3. Level 2 Quality information per product](#)

[3.1 Plot of level 2 quality information per product \(time dependant\)](#)

[3.2 Plot of level 2 quality information per product \(world map\)](#)

[4. Level 1 Quality information per product \(stored on level 2 products\)](#)

[4.1 Plot of level 1 quality information per product \(time dependant\)](#)

[4.1.1 Plot of level 1 quality information per product \(time dependant\): ASCENDING](#)

[4.1.2 Plot of level 1 quality information per product \(time dependant\): DESCENDING](#)

[4.2 Plot of level 1 quality information per product \(world map\)](#)

[4.2.1 Plot of level 1 quality information per product \(world map\): ASCENDING](#)

[4.2.2 Plot of level 1 quality information per product \(world map\): DESCENDING](#)

[5. Ozone profiles based on quality statistics and other trace gas profiles](#)

[5.1 Ozone statistics based on quality of products](#)

[5.2 Plot ozone profiles for all STD \(dark without errors\)](#)

[5.3 Plot ozone profiles where STD < 20% \(dark without errors\)](#)

[5.4. Plot ozone profiles where STD < 10% \(dark without errors\)](#)

[5.5. Plot ozone profiles where STD < 5% \(dark without errors\)](#)

[5.6 Plot NO2 profiles for all STD \(dark without errors\)](#)

[5.7 Plot NO3 profiles for all STD \(dark without errors\)](#)

[5.8 Plot H2O profiles \(only for occultations of stars 1,2,3,4,13,14,16,26,63 dark without errors\) for all STD](#)

[6. Auxiliary Data Files used for the production reported in section 2](#)

This report presents the daily analysis on parameters extracted from GOMOS level 2 data (GOM_NL__2P). It is intended to monitor some important parameters that will impact the quality of these products. A list of level 2 products (and content) that have arrived during the reporting day to the PCF is also given.

| Item | Value |
|---------------------------|---------------------------------|
| Time of report generation | 23APR2013 11:31:21 |
| Data source version | GOMOS/6.01 |
| Start time of products | 17-11-2007 (17NOV2007 00:00:00) |
| Stop time of products | 18-11-2007 (18NOV2007 00:00:00) |
| Store outputs in DB | Yes |
| Nb of level 2 prods | 251 |
| Nb of prods with errors | 0 |

2. Summary of processed GOM_NL__2P products.

| Nr | Filename | UTC Start time | Limb | Duration | Star Id | Star Name | Star Mag | Star Temp | Nb Meas | Orbit | Prod. error |
|----|--|----------------------|------------|----------|---------|-----------|----------|-----------|---------|-------|-------------|
| 1 | GOM_NL__2PRFIN20071117_000251_000000412063_00259_29872_2057.N1 | 17-NOV-2007 00:02:51 | Twilight | 41.000 | 100 | 4Gam Crv | 2.5800 | 13100. | 82 | 29872 | No |
| 2 | GOM_NL__2PRFIN20071117_000422_000000452063_00259_29872_2058.N1 | 17-NOV-2007 00:04:22 | Twilight | 45.000 | 171 | 2Eps Crv | 3.0010 | 4250.0 | 90 | 29872 | No |
| 3 | GOM_NL__2PRFIN20071117_001250_000000432063_00259_29872_2059.N1 | 17-NOV-2007 00:12:50 | Dark | 42.500 | 26 | Gam Cru | 1.6240 | 2900.0 | 85 | 29872 | No |
| 4 | GOM_NL__2PRFIN20071117_001427_000000412063_00259_29872_2060.N1 | 17-NOV-2007 00:14:27 | Dark | 40.500 | 12 | Alp1Cru | 0.77500 | 30000. | 81 | 29872 | No |
| 5 | GOM_NL__2PRFIN20071117_001633_000000372063_00260_29873_2076.N1 | 17-NOV-2007 00:16:33 | Dark | 37.000 | 124 | The Car | 2.7640 | 30000. | 74 | 29873 | No |
| 6 | GOM_NL__2PRFIN20071117_003440_000000392063_00260_29873_2077.N1 | 17-NOV-2007 00:34:40 | Straylight | 39.000 | 157 | The1Eri | 2.9060 | 9300.0 | 78 | 29873 | No |
| 7 | GOM_NL__2PRFIN20071117_005221_000000352063_00260_29873_2078.N1 | 17-NOV-2007 00:52:21 | Bright | 35.000 | 105 | 6Bet Ari | 2.6450 | 8900.0 | 70 | 29873 | No |
| 8 | GOM_NL__2PRFIN20071117_005620_000000352063_00260_29873_2079.N1 | 17-NOV-2007 00:56:20 | Bright | 34.500 | 173 | 4Bet Tri | 3.0040 | 8900.0 | 69 | 29873 | No |
| 9 | GOM_NL__2PRFIN20071117_005824_000000382063_00260_29873_2080.N1 | 17-NOV-2007 00:58:24 | Bright | 38.000 | 73 | 57Gam1And | 2.2600 | 13100. | 76 | 29873 | No |
| 10 | GOM_NL__2PRFIN20071117_010247_000000352063_00260_29873_2081.N1 | 17-NOV-2007 01:02:47 | Bright | 34.500 | 68 | 18Alp Cas | 2.2250 | 4500.0 | 69 | 29873 | No |
| 11 | GOM_NL__2PRFIN20071117_011138_000000352063_00260_29873_2082.N1 | 17-NOV-2007 01:11:38 | Bright | 35.000 | 49 | 1Alp UMi | 1.9900 | 6300.0 | 70 | 29873 | No |
| 12 | GOM_NL__2PRFIN20071117_011601_000000352063_00260_29873_2083.N1 | 17-NOV-2007 01:16:01 | Bright | 35.000 | 60 | 7Bet UMi | 2.0810 | 3950.0 | 70 | 29873 | No |
| 13 | GOM_NL__2PRFIN20071117_012138_000000372063_00260_29873_2084.N1 | 17-NOV-2007 01:21:38 | Bright | 37.000 | 32 | 77Eps UMa | 1.7630 | 11000. | 74 | 29873 | No |
| 14 | GOM_NL__2PRFIN20071117_012318_000000352063_00260_29873_2085.N1 | 17-NOV-2007 01:23:18 | Bright | 34.500 | 39 | 85Eta UMa | 1.8540 | 24000. | 69 | 29873 | No |
| 15 | GOM_NL__2PRFIN20071117_013151_000000332063_00260_29873_2086.N1 | 17-NOV-2007 01:31:51 | Bright | 32.500 | 111 | 8Eta Boo | 2.6800 | 6000.0 | 65 | 29873 | No |
| 16 | GOM_NL__2PRFIN20071117_013433_000000342063_00260_29873_2087.N1 | 17-NOV-2007 01:34:33 | Bright | 33.500 | 138 | 47Eps Vir | 2.8280 | 4700.0 | 67 | 29873 | No |
| 17 | GOM_NL__2PRFIN20071117_013823_000000452063_00260_29873_2088.N1 | 17-NOV-2007 01:38:23 | Bright | 45.000 | 121 | 29Gam Vir | 2.7400 | 7200.0 | 90 | 29873 | No |
| 18 | GOM_NL__2PRFIN20071117_014327_000000402063_00260_29873_2089.N1 | 17-NOV-2007 01:43:27 | Twilight | 39.500 | 100 | 4Gam Crv | 2.5800 | 13100. | 79 | 29873 | No |
| 19 | GOM_NL__2PRFIN20071117_014459_000000442063_00260_29873_2090.N1 | 17-NOV-2007 01:44:59 | Twilight | 43.500 | 171 | 2Eps Crv | 3.0010 | 4250.0 | 87 | 29873 | No |
| 20 | GOM_NL__2PRFIN20071117_015110_000000382063_00260_29873_2091.N1 | 17-NOV-2007 01:51:10 | Dark | 37.500 | 64 | Gam Cen | 2.2000 | 10600. | 75 | 29873 | No |
| 21 | GOM_NL__2PRFIN20071117_015326_000000472063_00260_29873_2092.N1 | 17-NOV-2007 01:53:26 | Dark | 46.500 | 26 | Gam Cru | 1.6240 | 2900.0 | 93 | 29873 | No |
| 22 | GOM_NL__2PRFIN20071117_015503_000000392063_00260_29873_2093.N1 | 17-NOV-2007 01:55:03 | Dark | 38.500 | 12 | Alp1Cru | 0.77500 | 30000. | 77 | 29873 | No |
| 23 | GOM_NL__2PRFIN20071117_015709_000000372063_00261_29874_2088.N1 | 17-NOV-2007 01:57:09 | Dark | 37.000 | 124 | The Car | 2.7640 | 30000. | 74 | 29874 | No |
| 24 | GOM_NL__2PRFIN20071117_021516_000000392063_00261_29874_2089.N1 | 17-NOV-2007 02:15:16 | Straylight | 39.000 | 157 | The1Eri | 2.9060 | 9300.0 | 78 | 29874 | No |
| 25 | GOM_NL__2PRFIN20071117_023257_000000372063_00261_29874_2090.N1 | 17-NOV-2007 02:32:57 | Bright | 36.500 | 105 | 6Bet Ari | 2.6450 | 8900.0 | 73 | 29874 | No |
| 26 | GOM_NL__2PRFIN20071117_023656_000000342063_00261_29874_2091.N1 | 17-NOV-2007 02:36:56 | Bright | 34.000 | 173 | 4Bet Tri | 3.0040 | 8900.0 | 68 | 29874 | No |
| 27 | GOM_NL__2PRFIN20071117_023900_000000392063_00261_29874_2092.N1 | 17-NOV-2007 02:39:00 | Bright | 38.500 | 73 | 57Gam1And | 2.2600 | 13100. | 77 | 29874 | No |
| 28 | GOM_NL__2PRFIN20071117_024323_000000342063_00261_29874_2093.N1 | 17-NOV-2007 02:43:23 | Bright | 34.000 | 68 | 18Alp Cas | 2.2250 | 4500.0 | 68 | 29874 | No |
| 29 | GOM_NL__2PRFIN20071117_025214_000000372063_00261_29874_2094.N1 | 17-NOV-2007 02:52:14 | Bright | 36.500 | 49 | 1Alp UMi | 1.9900 | 6300.0 | 73 | 29874 | No |
| 30 | GOM_NL__2PRFIN20071117_025637_000000372063_00261_29874_2095.N1 | 17-NOV-2007 02:56:37 | Bright | 37.000 | 60 | 7Bet UMi | 2.0810 | 3950.0 | 74 | 29874 | No |
| 31 | GOM_NL__2PRFIN20071117_030213_000000372063_00261_29874_2096.N1 | 17-NOV-2007 03:02:13 | Bright | 36.500 | 32 | 77Eps UMa | 1.7630 | 11000. | 73 | 29874 | No |
| 32 | GOM_NL__2PRFIN20071117_030354_000000372063_00261_29874_2097.N1 | 17-NOV-2007 03:03:54 | Bright | 36.500 | 39 | 85Eta UMa | 1.8540 | 24000. | 73 | 29874 | No |
| 33 | GOM_NL__2PRFIN20071117_030630_000000362063_00261_29874_2098.N1 | 17-NOV-2007 03:06:30 | Bright | 36.000 | 180 | 27Gam Boo | 3.0400 | 8000.0 | 72 | 29874 | No |
| 34 | GOM_NL__2PRFIN20071117_031226_000000332063_00261_29874_2099.N1 | 17-NOV-2007 03:12:26 | Bright | 32.500 | 111 | 8Eta Boo | 2.6800 | 6000.0 | 65 | 29874 | No |
| 35 | GOM_NL__2PRFIN20071117_031509_000000342063_00261_29874_2100.N1 | 17-NOV-2007 03:15:09 | Bright | 34.000 | 138 | 47Eps Vir | 2.8280 | 4700.0 | 68 | 29874 | No |
| 36 | GOM_NL__2PRFIN20071117_031900_000000372063_00261_29874_2101.N1 | 17-NOV-2007 03:19:00 | Bright | 37.000 | 121 | 29Gam Vir | 2.7400 | 7200.0 | 74 | 29874 | No |
| 37 | GOM_NL__2PRFIN20071117_032404_000000402063_00261_29874_2102.N1 | 17-NOV-2007 03:24:04 | Twilight | 40.000 | 100 | 4Gam Crv | 2.5800 | 13100. | 80 | 29874 | No |
| 38 | GOM_NL__2PRFIN20071117_032535_000000412063_00261_29874_2103.N1 | 17-NOV-2007 03:25:35 | Twilight | 41.000 | 171 | 2Eps Crv | 3.0010 | 4250.0 | 82 | 29874 | No |
| 39 | GOM_NL__2PRFIN20071117_033146_000000412063_00261_29874_2104.N1 | 17-NOV-2007 03:31:46 | Dark | 40.500 | 64 | Gam Cen | 2.2000 | 10600. | 81 | 29874 | No |
| 40 | GOM_NL__2PRFIN20071117_033403_000000512063_00261_29874_2105.N1 | 17-NOV-2007 03:34:03 | Dark | 51.000 | 26 | Gam Cru | 1.6240 | 2900.0 | 102 | 29874 | No |
| 41 | GOM_NL__2PRFIN20071117_033539_000000382063_00261_29874_2106.N1 | 17-NOV-2007 03:35:39 | Dark | 37.500 | 12 | Alp1Cru | 0.77500 | 30000. | 75 | 29874 | No |
| 42 | GOM_NL__2PRFIN20071117_033746_000000372063_00262_29875_2096.N1 | 17-NOV-2007 03:37:46 | Dark | 37.000 | 124 | The Car | 2.7640 | 30000. | 74 | 29875 | No |

| | | | | | | | | | | | |
|-----|--|----------------------|----------------|--------|-----|-----------|---------|--------|-----|-------|----|
| 43 | GOM_NL__2PRFIN20071117_035552_000000372063_00262_29875_2097.N1 | 17-NOV-2007 03:55:52 | Straylight | 36.500 | 157 | The1Eri | 2.9060 | 9300.0 | 73 | 29875 | No |
| 44 | GOM_NL__2PRFIN20071117_041333_000000372063_00262_29875_2098.N1 | 17-NOV-2007 04:13:33 | Bright | 37.000 | 105 | 6Bet Ari | 2.6450 | 8900.0 | 74 | 29875 | No |
| 45 | GOM_NL__2PRFIN20071117_041732_000000362063_00262_29875_2099.N1 | 17-NOV-2007 04:17:32 | Bright | 35.500 | 173 | 4Bet Tri | 3.0040 | 8900.0 | 71 | 29875 | No |
| 46 | GOM_NL__2PRFIN20071117_041936_000000362063_00262_29875_2100.N1 | 17-NOV-2007 04:19:36 | Bright | 36.000 | 73 | 57Gam1And | 2.2600 | 13100. | 72 | 29875 | No |
| 47 | GOM_NL__2PRFIN20071117_042400_000000372063_00262_29875_2101.N1 | 17-NOV-2007 04:24:00 | Bright | 36.500 | 68 | 18Alp Cas | 2.2250 | 4500.0 | 73 | 29875 | No |
| 48 | GOM_NL__2PRFIN20071117_043250_000000332063_00262_29875_2102.N1 | 17-NOV-2007 04:32:50 | Bright | 33.000 | 49 | 1Alp UMi | 1.9900 | 6300.0 | 66 | 29875 | No |
| 49 | GOM_NL__2PRFIN20071117_043713_000000372063_00262_29875_2103.N1 | 17-NOV-2007 04:37:13 | Bright | 36.500 | 60 | 7Bet UMi | 2.0810 | 3950.0 | 73 | 29875 | No |
| 50 | GOM_NL__2PRFIN20071117_044250_000000372063_00262_29875_2104.N1 | 17-NOV-2007 04:42:50 | Bright | 37.000 | 32 | 77Eps UMa | 1.7630 | 11000. | 74 | 29875 | No |
| 51 | GOM_NL__2PRFIN20071117_044430_000000362063_00262_29875_2105.N1 | 17-NOV-2007 04:44:30 | Bright | 35.500 | 39 | 85Eta UMa | 1.8540 | 24000. | 71 | 29875 | No |
| 52 | GOM_NL__2PRFIN20071117_044707_000000352063_00262_29875_2106.N1 | 17-NOV-2007 04:47:07 | Bright | 34.500 | 180 | 27Gam Boo | 3.0400 | 8000.0 | 69 | 29875 | No |
| 53 | GOM_NL__2PRFIN20071117_045303_000000332063_00262_29875_2107.N1 | 17-NOV-2007 04:53:03 | Bright | 32.500 | 111 | 8Eta Boo | 2.6800 | 6000.0 | 65 | 29875 | No |
| 54 | GOM_NL__2PRFIN20071117_045545_000000342063_00262_29875_2108.N1 | 17-NOV-2007 04:55:45 | Bright | 34.000 | 138 | 47Eps Vir | 2.8280 | 4700.0 | 68 | 29875 | No |
| 55 | GOM_NL__2PRFIN20071117_045936_000000352063_00262_29875_2109.N1 | 17-NOV-2007 04:59:36 | Bright | 35.000 | 121 | 29Gam Vir | 2.7400 | 7200.0 | 70 | 29875 | No |
| 56 | GOM_NL__2PRFIN20071117_050440_000000442063_00262_29875_2110.N1 | 17-NOV-2007 05:04:40 | Tw_i_and_stray | 43.500 | 100 | 4Gam Crv | 2.5800 | 13100. | 87 | 29875 | No |
| 57 | GOM_NL__2PRFIN20071117_050612_000000452063_00262_29875_2111.N1 | 17-NOV-2007 05:06:12 | Twilight | 44.500 | 171 | 2Eps Crv | 3.0010 | 4250.0 | 89 | 29875 | No |
| 58 | GOM_NL__2PRFIN20071117_051222_000000392063_00262_29875_2112.N1 | 17-NOV-2007 05:12:22 | Dark | 39.000 | 64 | Gam Cen | 2.2000 | 10600. | 78 | 29875 | No |
| 59 | GOM_NL__2PRFIN20071117_051439_000000522063_00262_29875_2113.N1 | 17-NOV-2007 05:14:39 | Dark | 51.500 | 26 | Gam Cru | 1.6240 | 2900.0 | 103 | 29875 | No |
| 60 | GOM_NL__2PRFIN20071117_051615_000000402063_00262_29875_2114.N1 | 17-NOV-2007 05:16:15 | Dark | 40.000 | 12 | Alp1Cru | 0.77500 | 30000. | 80 | 29875 | No |
| 61 | GOM_NL__2PRFIN20071117_051822_000000372063_00263_29876_2127.N1 | 17-NOV-2007 05:18:22 | Dark | 36.500 | 124 | The Car | 2.7640 | 30000. | 73 | 29876 | No |
| 62 | GOM_NL__2PRFIN20071117_053628_000000362063_00263_29876_2128.N1 | 17-NOV-2007 05:36:28 | Straylight | 36.000 | 157 | The1Eri | 2.9060 | 9300.0 | 72 | 29876 | No |
| 63 | GOM_NL__2PRFIN20071117_055409_000000382063_00263_29876_2129.N1 | 17-NOV-2007 05:54:09 | Bright | 37.500 | 105 | 6Bet Ari | 2.6450 | 8900.0 | 75 | 29876 | No |
| 64 | GOM_NL__2PRFIN20071117_055808_000000362063_00263_29876_2130.N1 | 17-NOV-2007 05:58:08 | Bright | 35.500 | 173 | 4Bet Tri | 3.0040 | 8900.0 | 71 | 29876 | No |
| 65 | GOM_NL__2PRFIN20071117_060012_000000362063_00263_29876_2131.N1 | 17-NOV-2007 06:00:12 | Bright | 35.500 | 73 | 57Gam1And | 2.2600 | 13100. | 71 | 29876 | No |
| 66 | GOM_NL__2PRFIN20071117_060436_000000362063_00263_29876_2132.N1 | 17-NOV-2007 06:04:36 | Bright | 36.000 | 68 | 18Alp Cas | 2.2250 | 4500.0 | 72 | 29876 | No |
| 67 | GOM_NL__2PRFIN20071117_061326_000000372063_00263_29876_2133.N1 | 17-NOV-2007 06:13:26 | Bright | 36.500 | 49 | 1Alp UMi | 1.9900 | 6300.0 | 73 | 29876 | No |
| 68 | GOM_NL__2PRFIN20071117_061750_000000372063_00263_29876_2134.N1 | 17-NOV-2007 06:17:50 | Bright | 36.500 | 60 | 7Bet UMi | 2.0810 | 3950.0 | 73 | 29876 | No |
| 69 | GOM_NL__2PRFIN20071117_062326_000000362063_00263_29876_2135.N1 | 17-NOV-2007 06:23:26 | Bright | 35.500 | 32 | 77Eps UMa | 1.7630 | 11000. | 71 | 29876 | No |
| 70 | GOM_NL__2PRFIN20071117_062506_000000342063_00263_29876_2136.N1 | 17-NOV-2007 06:25:06 | Bright | 34.000 | 39 | 85Eta UMa | 1.8540 | 24000. | 68 | 29876 | No |
| 71 | GOM_NL__2PRFIN20071117_062743_000000352063_00263_29876_2137.N1 | 17-NOV-2007 06:27:43 | Bright | 34.500 | 180 | 27Gam Boo | 3.0400 | 8000.0 | 69 | 29876 | No |
| 72 | GOM_NL__2PRFIN20071117_063339_000000332063_00263_29876_2138.N1 | 17-NOV-2007 06:33:39 | Bright | 32.500 | 111 | 8Eta Boo | 2.6800 | 6000.0 | 65 | 29876 | No |
| 73 | GOM_NL__2PRFIN20071117_063622_000000342063_00263_29876_2139.N1 | 17-NOV-2007 06:36:22 | Bright | 34.000 | 138 | 47Eps Vir | 2.8280 | 4700.0 | 68 | 29876 | No |
| 74 | GOM_NL__2PRFIN20071117_064012_000000352063_00263_29876_2140.N1 | 17-NOV-2007 06:40:12 | Bright | 35.000 | 121 | 29Gam Vir | 2.7400 | 7200.0 | 70 | 29876 | No |
| 75 | GOM_NL__2PRFIN20071117_064517_000000422063_00263_29876_2141.N1 | 17-NOV-2007 06:45:17 | Tw_i_and_stray | 42.000 | 100 | 4Gam Crv | 2.5800 | 13100. | 84 | 29876 | No |
| 76 | GOM_NL__2PRFIN20071117_064648_000000422063_00263_29876_2142.N1 | 17-NOV-2007 06:46:48 | Twilight | 42.000 | 171 | 2Eps Crv | 3.0010 | 4250.0 | 84 | 29876 | No |
| 77 | GOM_NL__2PRFIN20071117_065259_000000382063_00263_29876_2143.N1 | 17-NOV-2007 06:52:59 | Dark | 38.000 | 64 | Gam Cen | 2.2000 | 10600. | 76 | 29876 | No |
| 78 | GOM_NL__2PRFIN20071117_065515_000000512063_00263_29876_2144.N1 | 17-NOV-2007 06:55:15 | Dark | 51.000 | 26 | Gam Cru | 1.6240 | 2900.0 | 102 | 29876 | No |
| 79 | GOM_NL__2PRFIN20071117_065651_000000402063_00263_29876_2145.N1 | 17-NOV-2007 06:56:51 | Dark | 40.000 | 12 | Alp1Cru | 0.77500 | 30000. | 80 | 29876 | No |
| 80 | GOM_NL__2PRFIN20071117_065859_000000372063_00264_29877_2143.N1 | 17-NOV-2007 06:58:59 | Dark | 37.000 | 124 | The Car | 2.7640 | 30000. | 74 | 29877 | No |
| 81 | GOM_NL__2PRFIN20071117_071704_000000392063_00264_29877_2144.N1 | 17-NOV-2007 07:17:04 | Straylight | 39.000 | 157 | The1Eri | 2.9060 | 9300.0 | 78 | 29877 | No |
| 82 | GOM_NL__2PRFIN20071117_073446_000000372063_00264_29877_2145.N1 | 17-NOV-2007 07:34:46 | Bright | 36.500 | 105 | 6Bet Ari | 2.6450 | 8900.0 | 73 | 29877 | No |
| 83 | GOM_NL__2PRFIN20071117_073843_000000362063_00264_29877_2146.N1 | 17-NOV-2007 07:38:43 | Bright | 35.500 | 173 | 4Bet Tri | 3.0040 | 8900.0 | 71 | 29877 | No |
| 84 | GOM_NL__2PRFIN20071117_074048_000000362063_00264_29877_2147.N1 | 17-NOV-2007 07:40:48 | Bright | 36.000 | 73 | 57Gam1And | 2.2600 | 13100. | 72 | 29877 | No |
| 85 | GOM_NL__2PRFIN20071117_074512_000000372063_00264_29877_2148.N1 | 17-NOV-2007 07:45:12 | Bright | 36.500 | 68 | 18Alp Cas | 2.2250 | 4500.0 | 73 | 29877 | No |
| 86 | GOM_NL__2PRFIN20071117_075402_000000332063_00264_29877_2149.N1 | 17-NOV-2007 07:54:02 | Bright | 33.000 | 49 | 1Alp UMi | 1.9900 | 6300.0 | 66 | 29877 | No |
| 87 | GOM_NL__2PRFIN20071117_075826_000000362063_00264_29877_2150.N1 | 17-NOV-2007 07:58:26 | Bright | 35.500 | 60 | 7Bet UMi | 2.0810 | 3950.0 | 71 | 29877 | No |
| 88 | GOM_NL__2PRFIN20071117_080402_000000372063_00264_29877_2151.N1 | 17-NOV-2007 08:04:02 | Bright | 37.000 | 32 | 77Eps UMa | 1.7630 | 11000. | 74 | 29877 | No |
| 89 | GOM_NL__2PRFIN20071117_080542_000000352063_00264_29877_2152.N1 | 17-NOV-2007 08:05:42 | Bright | 35.000 | 39 | 85Eta UMa | 1.8540 | 24000. | 70 | 29877 | No |
| 90 | GOM_NL__2PRFIN20071117_081415_000000332063_00264_29877_2153.N1 | 17-NOV-2007 08:14:15 | Bright | 32.500 | 111 | 8Eta Boo | 2.6800 | 6000.0 | 65 | 29877 | No |
| 91 | GOM_NL__2PRFIN20071117_081658_000000342063_00264_29877_2154.N1 | 17-NOV-2007 08:16:58 | Bright | 33.500 | 138 | 47Eps Vir | 2.8280 | 4700.0 | 67 | 29877 | No |
| 92 | GOM_NL__2PRFIN20071117_082048_000000362063_00264_29877_2155.N1 | 17-NOV-2007 08:20:48 | Bright | 36.000 | 121 | 29Gam Vir | 2.7400 | 7200.0 | 72 | 29877 | No |
| 93 | GOM_NL__2PRFIN20071117_082553_000000412063_00264_29877_2156.N1 | 17-NOV-2007 08:25:53 | Tw_i_and_stray | 40.500 | 100 | 4Gam Crv | 2.5800 | 13100. | 81 | 29877 | No |
| 94 | GOM_NL__2PRFIN20071117_082725_000000412063_00264_29877_2157.N1 | 17-NOV-2007 08:27:25 | Twilight | 40.500 | 171 | 2Eps Crv | 3.0010 | 4250.0 | 81 | 29877 | No |
| 95 | GOM_NL__2PRFIN20071117_083335_000000392063_00264_29877_2158.N1 | 17-NOV-2007 08:33:35 | Dark | 39.000 | 64 | Gam Cen | 2.2000 | 10600. | 78 | 29877 | No |
| 96 | GOM_NL__2PRFIN20071117_083551_000000422063_00264_29877_2159.N1 | 17-NOV-2007 08:35:51 | Dark | 41.500 | 26 | Gam Cru | 1.6240 | 2900.0 | 83 | 29877 | No |
| 97 | GOM_NL__2PRFIN20071117_083727_000000422063_00264_29877_2160.N1 | 17-NOV-2007 08:37:27 | Dark | 42.000 | 12 | Alp1Cru | 0.77500 | 30000. | 84 | 29877 | No |
| 98 | GOM_NL__2PRFIN20071117_083935_000000372063_00265_29878_2165.N1 | 17-NOV-2007 08:39:35 | Dark | 36.500 | 124 | The Car | 2.7640 | 30000. | 73 | 29878 | No |
| 99 | GOM_NL__2PRFIN20071117_085741_000000382063_00265_29878_2166.N1 | 17-NOV-2007 08:57:41 | Straylight | 38.000 | 157 | The1Eri | 2.9060 | 9300.0 | 76 | 29878 | No |
| 100 | GOM_NL__2PRFIN20071117_091521_000000362063_00265_29878_2167.N1 | 17-NOV-2007 09:15:21 | Bright | 36.000 | 105 | 6Bet Ari | 2.6450 | 8900.0 | 72 | 29878 | No |
| 101 | GOM_NL__2PRFIN20071117_091919_000000342063_00265_29878_2168.N1 | 17-NOV-2007 09:19:19 | Bright | 34.000 | 173 | 4Bet Tri | 3.0040 | 8900.0 | 68 | 29878 | No |

| | | | | | | | | | | | |
|-----|--|----------------------|------------|--------|-----|-----------|---------|--------|----|-------|----|
| 102 | GOM_NL__2PRFIN20071117_092123_000000362063_00265_29878_2169.N1 | 17-NOV-2007 09:21:23 | Bright | 36.000 | 73 | 57Gam1And | 2.2600 | 13100. | 72 | 29878 | No |
| 103 | GOM_NL__2PRFIN20071117_092548_000000372063_00265_29878_2170.N1 | 17-NOV-2007 09:25:48 | Bright | 36.500 | 68 | 18Alp Cas | 2.2250 | 4500.0 | 73 | 29878 | No |
| 104 | GOM_NL__2PRFIN20071117_093438_000000362063_00265_29878_2171.N1 | 17-NOV-2007 09:34:38 | Bright | 35.500 | 49 | 1Alp UMi | 1.9900 | 6300.0 | 71 | 29878 | No |
| 105 | GOM_NL__2PRFIN20071117_093902_000000382063_00265_29878_2172.N1 | 17-NOV-2007 09:39:02 | Bright | 37.500 | 60 | 7Bet UMi | 2.0810 | 3950.0 | 75 | 29878 | No |
| 106 | GOM_NL__2PRFIN20071117_094437_000000352063_00265_29878_2173.N1 | 17-NOV-2007 09:44:37 | Bright | 35.000 | 32 | 77Eps UMa | 1.7630 | 11000. | 70 | 29878 | No |
| 107 | GOM_NL__2PRFIN20071117_094618_000000362063_00265_29878_2174.N1 | 17-NOV-2007 09:46:18 | Bright | 36.000 | 39 | 85Eta UMa | 1.8540 | 24000. | 72 | 29878 | No |
| 108 | GOM_NL__2PRFIN20071117_094855_000000342063_00265_29878_2175.N1 | 17-NOV-2007 09:48:55 | Bright | 34.000 | 180 | 27Gam Boo | 3.0400 | 8000.0 | 68 | 29878 | No |
| 109 | GOM_NL__2PRFIN20071117_095451_000000332063_00265_29878_2176.N1 | 17-NOV-2007 09:54:51 | Bright | 32.500 | 111 | 8Eta Boo | 2.6800 | 6000.0 | 65 | 29878 | No |
| 110 | GOM_NL__2PRFIN20071117_095734_000000342063_00265_29878_2177.N1 | 17-NOV-2007 09:57:34 | Bright | 33.500 | 138 | 47Eps Vir | 2.8280 | 4700.0 | 67 | 29878 | No |
| 111 | GOM_NL__2PRFIN20071117_100125_000000372063_00265_29878_2178.N1 | 17-NOV-2007 10:01:25 | Bright | 37.000 | 121 | 29Gam Vir | 2.7400 | 7200.0 | 74 | 29878 | No |
| 112 | GOM_NL__2PRFIN20071117_100630_000000422063_00265_29878_2179.N1 | 17-NOV-2007 10:06:30 | Twilight | 42.000 | 100 | 4Gam Crv | 2.5800 | 13100. | 84 | 29878 | No |
| 113 | GOM_NL__2PRFIN20071117_100801_000000432063_00265_29878_2180.N1 | 17-NOV-2007 10:08:01 | Twilight | 42.500 | 171 | 2Eps Crv | 3.0010 | 4250.0 | 85 | 29878 | No |
| 114 | GOM_NL__2PRFIN20071117_101411_000000402063_00265_29878_2181.N1 | 17-NOV-2007 10:14:11 | Dark | 39.500 | 64 | Gam Cen | 2.2000 | 10600. | 79 | 29878 | No |
| 115 | GOM_NL__2PRFIN20071117_101627_000000452063_00265_29878_2182.N1 | 17-NOV-2007 10:16:27 | Dark | 45.000 | 26 | Gam Cru | 1.6240 | 2900.0 | 90 | 29878 | No |
| 116 | GOM_NL__2PRFIN20071117_101804_000000442063_00265_29878_2183.N1 | 17-NOV-2007 10:18:04 | Dark | 44.000 | 12 | Alp1Cru | 0.77500 | 30000. | 88 | 29878 | No |
| 117 | GOM_NL__2PRFIN20071117_120047_000000372063_00267_29880_2188.N1 | 17-NOV-2007 12:00:47 | Dark | 36.500 | 124 | The Car | 2.7640 | 30000. | 73 | 29880 | No |
| 118 | GOM_NL__2PRFIN20071117_120446_000000432063_00267_29880_2189.N1 | 17-NOV-2007 12:04:46 | Dark | 43.000 | 41 | Eps Car | 1.8600 | 4100.0 | 86 | 29880 | No |
| 119 | GOM_NL__2PRFIN20071117_121853_000000362063_00267_29880_2190.N1 | 17-NOV-2007 12:18:53 | Straylight | 36.000 | 157 | The1Eri | 2.9060 | 9300.0 | 72 | 29880 | No |
| 120 | GOM_NL__2PRFIN20071117_123142_000000492063_00267_29880_2191.N1 | 17-NOV-2007 12:31:42 | Twilight | 49.000 | 94 | 92Alp Cet | 2.5260 | 3100.0 | 98 | 29880 | No |
| 121 | GOM_NL__2PRFIN20071117_123633_000000372063_00267_29880_2192.N1 | 17-NOV-2007 12:36:33 | Bright | 36.500 | 105 | 6Bet Ari | 2.6450 | 8900.0 | 73 | 29880 | No |
| 122 | GOM_NL__2PRFIN20071117_124031_000000352063_00267_29880_2193.N1 | 17-NOV-2007 12:40:31 | Bright | 34.500 | 173 | 4Bet Tri | 3.0040 | 8900.0 | 69 | 29880 | No |
| 123 | GOM_NL__2PRFIN20071117_124235_000000382063_00267_29880_2194.N1 | 17-NOV-2007 12:42:35 | Bright | 38.000 | 73 | 57Gam1And | 2.2600 | 13100. | 76 | 29880 | No |
| 124 | GOM_NL__2PRFIN20071117_124700_000000362063_00267_29880_2195.N1 | 17-NOV-2007 12:47:00 | Bright | 36.000 | 68 | 18Alp Cas | 2.2250 | 4500.0 | 72 | 29880 | No |
| 125 | GOM_NL__2PRFIN20071117_125550_000000362063_00267_29880_2196.N1 | 17-NOV-2007 12:55:50 | Bright | 35.500 | 49 | 1Alp UMi | 1.9900 | 6300.0 | 71 | 29880 | No |
| 126 | GOM_NL__2PRFIN20071117_130014_000000382063_00267_29880_2197.N1 | 17-NOV-2007 13:00:14 | Bright | 37.500 | 60 | 7Bet UMi | 2.0810 | 3950.0 | 75 | 29880 | No |
| 127 | GOM_NL__2PRFIN20071117_130549_000000362063_00267_29880_2198.N1 | 17-NOV-2007 13:05:49 | Bright | 35.500 | 32 | 77Eps UMa | 1.7630 | 11000. | 71 | 29880 | No |
| 128 | GOM_NL__2PRFIN20071117_130730_000000342063_00267_29880_2199.N1 | 17-NOV-2007 13:07:30 | Bright | 33.500 | 39 | 85Eta UMa | 1.8540 | 24000. | 67 | 29880 | No |
| 129 | GOM_NL__2PRFIN20071117_131059_000000352063_00267_29880_2200.N1 | 17-NOV-2007 13:10:59 | Bright | 35.000 | 152 | 12Alp2CVn | 2.8900 | 11000. | 70 | 29880 | No |
| 130 | GOM_NL__2PRFIN20071117_131846_000000342063_00267_29880_2201.N1 | 17-NOV-2007 13:18:46 | Bright | 34.000 | 138 | 47Eps Vir | 2.8280 | 4700.0 | 68 | 29880 | No |
| 131 | GOM_NL__2PRFIN20071117_132237_000000362063_00267_29880_2202.N1 | 17-NOV-2007 13:22:37 | Bright | 35.500 | 121 | 29Gam Vir | 2.7400 | 7200.0 | 71 | 29880 | No |
| 132 | GOM_NL__2PRFIN20071117_132742_000000422063_00267_29880_2203.N1 | 17-NOV-2007 13:27:42 | Twilight | 42.000 | 100 | 4Gam Crv | 2.5800 | 13100. | 84 | 29880 | No |
| 133 | GOM_NL__2PRFIN20071117_132914_000000442063_00267_29880_2204.N1 | 17-NOV-2007 13:29:14 | Twilight | 43.500 | 171 | 2Eps Crv | 3.0010 | 4250.0 | 87 | 29880 | No |
| 134 | GOM_NL__2PRFIN20071117_133626_000000382063_00267_29880_2205.N1 | 17-NOV-2007 13:36:26 | Dark | 38.000 | 99 | Del Cen | 2.5750 | 26000. | 76 | 29880 | No |
| 135 | GOM_NL__2PRFIN20071117_133831_000000412063_00267_29880_2206.N1 | 17-NOV-2007 13:38:31 | Dark | 41.000 | 113 | Mu Vel | 2.6920 | 5000.0 | 82 | 29880 | No |
| 136 | GOM_NL__2PRFIN20071117_134124_000000382063_00268_29881_2205.N1 | 17-NOV-2007 13:41:24 | Dark | 38.000 | 124 | The Car | 2.7640 | 30000. | 76 | 29881 | No |
| 137 | GOM_NL__2PRFIN20071117_134523_000000412063_00268_29881_2206.N1 | 17-NOV-2007 13:45:23 | Dark | 41.000 | 41 | Eps Car | 1.8600 | 4100.0 | 82 | 29881 | No |
| 138 | GOM_NL__2PRFIN20071117_135929_000000392063_00268_29881_2207.N1 | 17-NOV-2007 13:59:29 | Straylight | 39.000 | 157 | The1Eri | 2.9060 | 9300.0 | 78 | 29881 | No |
| 139 | GOM_NL__2PRFIN20071117_141218_000000492063_00268_29881_2208.N1 | 17-NOV-2007 14:12:18 | Twilight | 49.000 | 94 | 92Alp Cet | 2.5260 | 3100.0 | 98 | 29881 | No |
| 140 | GOM_NL__2PRFIN20071117_141709_000000372063_00268_29881_2209.N1 | 17-NOV-2007 14:17:09 | Bright | 36.500 | 105 | 6Bet Ari | 2.6450 | 8900.0 | 73 | 29881 | No |
| 141 | GOM_NL__2PRFIN20071117_142107_000000352063_00268_29881_2210.N1 | 17-NOV-2007 14:21:07 | Bright | 35.000 | 173 | 4Bet Tri | 3.0040 | 8900.0 | 70 | 29881 | No |
| 142 | GOM_NL__2PRFIN20071117_142311_000000372063_00268_29881_2211.N1 | 17-NOV-2007 14:23:11 | Bright | 36.500 | 73 | 57Gam1And | 2.2600 | 13100. | 73 | 29881 | No |
| 143 | GOM_NL__2PRFIN20071117_142736_000000372063_00268_29881_2212.N1 | 17-NOV-2007 14:27:36 | Bright | 37.000 | 68 | 18Alp Cas | 2.2250 | 4500.0 | 74 | 29881 | No |
| 144 | GOM_NL__2PRFIN20071117_143626_000000342063_00268_29881_2213.N1 | 17-NOV-2007 14:36:26 | Bright | 34.000 | 49 | 1Alp UMi | 1.9900 | 6300.0 | 68 | 29881 | No |
| 145 | GOM_NL__2PRFIN20071117_144050_000000362063_00268_29881_2214.N1 | 17-NOV-2007 14:40:50 | Bright | 36.000 | 60 | 7Bet UMi | 2.0810 | 3950.0 | 72 | 29881 | No |
| 146 | GOM_NL__2PRFIN20071117_144625_000000382063_00268_29881_2215.N1 | 17-NOV-2007 14:46:25 | Bright | 38.000 | 32 | 77Eps UMa | 1.7630 | 11000. | 76 | 29881 | No |
| 147 | GOM_NL__2PRFIN20071117_144806_000000362063_00268_29881_2216.N1 | 17-NOV-2007 14:48:06 | Bright | 35.500 | 39 | 85Eta UMa | 1.8540 | 24000. | 71 | 29881 | No |
| 148 | GOM_NL__2PRFIN20071117_145135_000000352063_00268_29881_2217.N1 | 17-NOV-2007 14:51:35 | Bright | 34.500 | 152 | 12Alp2CVn | 2.8900 | 11000. | 69 | 29881 | No |
| 149 | GOM_NL__2PRFIN20071117_145922_000000342063_00268_29881_2218.N1 | 17-NOV-2007 14:59:22 | Bright | 34.000 | 138 | 47Eps Vir | 2.8280 | 4700.0 | 68 | 29881 | No |
| 150 | GOM_NL__2PRFIN20071117_150313_000000362063_00268_29881_2219.N1 | 17-NOV-2007 15:03:13 | Bright | 35.500 | 121 | 29Gam Vir | 2.7400 | 7200.0 | 71 | 29881 | No |
| 151 | GOM_NL__2PRFIN20071117_150819_000000422063_00268_29881_2220.N1 | 17-NOV-2007 15:08:19 | Twilight | 42.000 | 100 | 4Gam Crv | 2.5800 | 13100. | 84 | 29881 | No |
| 152 | GOM_NL__2PRFIN20071117_150950_000000452063_00268_29881_2221.N1 | 17-NOV-2007 15:09:50 | Twilight | 44.500 | 171 | 2Eps Crv | 3.0010 | 4250.0 | 89 | 29881 | No |
| 153 | GOM_NL__2PRFIN20071117_151702_000000372063_00268_29881_2222.N1 | 17-NOV-2007 15:17:02 | Dark | 36.500 | 99 | Del Cen | 2.5750 | 26000. | 73 | 29881 | No |
| 154 | GOM_NL__2PRFIN20071117_151907_000000412063_00268_29881_2223.N1 | 17-NOV-2007 15:19:07 | Dark | 40.500 | 113 | Mu Vel | 2.6920 | 5000.0 | 81 | 29881 | No |
| 155 | GOM_NL__2PRFIN20071117_152200_000000362063_00269_29882_2211.N1 | 17-NOV-2007 15:22:00 | Dark | 36.000 | 124 | The Car | 2.7640 | 30000. | 72 | 29882 | No |
| 156 | GOM_NL__2PRFIN20071117_152559_000000452063_00269_29882_2212.N1 | 17-NOV-2007 15:25:59 | Dark | 44.500 | 41 | Eps Car | 1.8600 | 4100.0 | 89 | 29882 | No |
| 157 | GOM_NL__2PRFIN20071117_154005_000000382063_00269_29882_2213.N1 | 17-NOV-2007 15:40:05 | Straylight | 37.500 | 157 | The1Eri | 2.9060 | 9300.0 | 75 | 29882 | No |
| 158 | GOM_NL__2PRFIN20071117_155254_000000482063_00269_29882_2214.N1 | 17-NOV-2007 15:52:54 | Twilight | 47.500 | 94 | 92Alp Cet | 2.5260 | 3100.0 | 95 | 29882 | No |
| 159 | GOM_NL__2PRFIN20071117_155745_000000352063_00269_29882_2215.N1 | 17-NOV-2007 15:57:45 | Bright | 35.000 | 105 | 6Bet Ari | 2.6450 | 8900.0 | 70 | 29882 | No |
| 160 | GOM_NL__2PRFIN20071117_160143_000000362063_00269_29882_2216.N1 | 17-NOV-2007 16:01:43 | Bright | 35.500 | 173 | 4Bet Tri | 3.0040 | 8900.0 | 71 | 29882 | No |

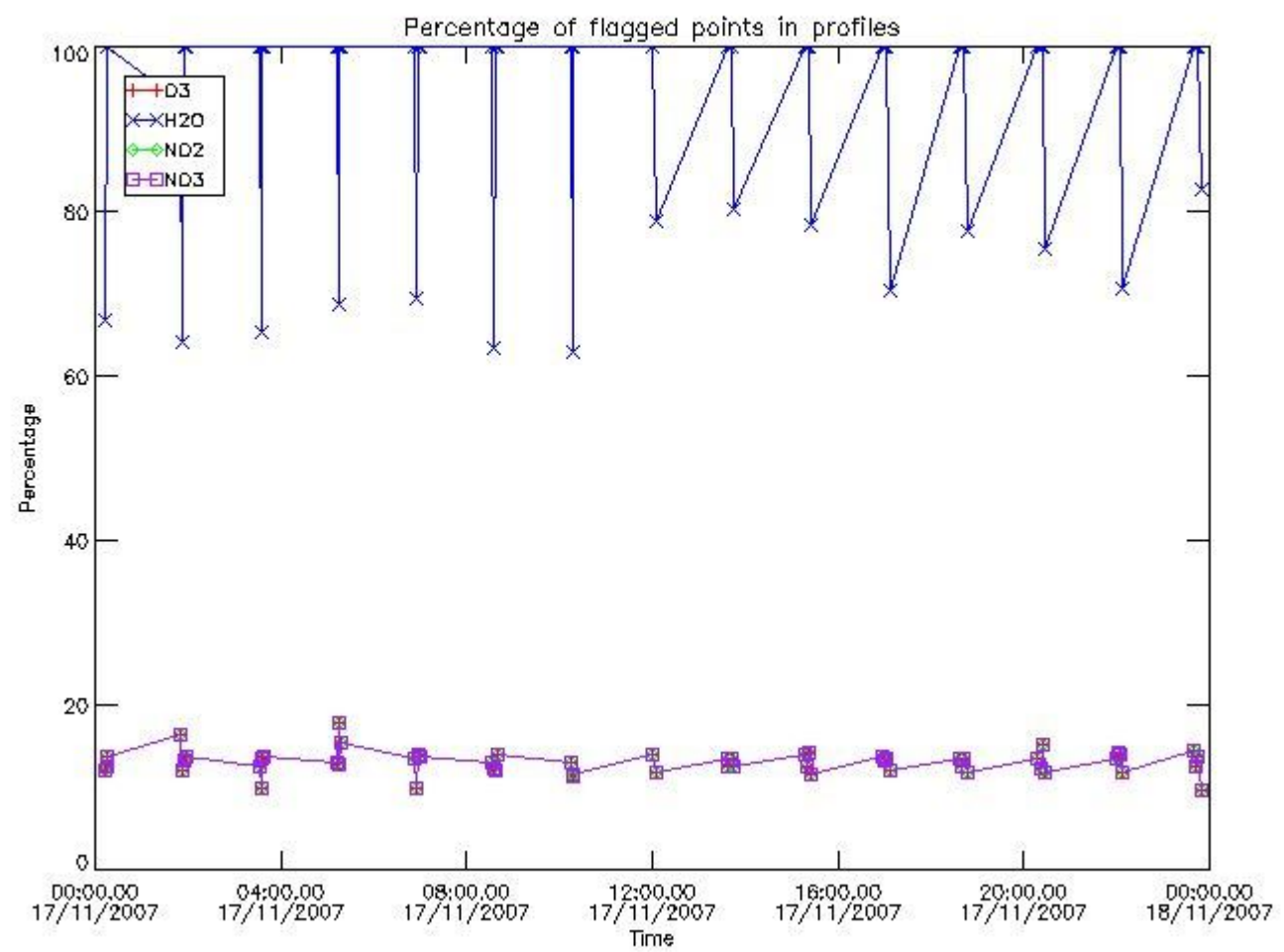
| | | | | | | | | | | | |
|-----|--|----------------------|------------|--------|-----|-----------|--------|--------|-----|-------|----|
| 161 | GOM_NL__2PRFIN20071117_160347_000000362063_00269_29882_2217.N1 | 17-NOV-2007 16:03:47 | Bright | 36.000 | 73 | 57Gam1And | 2.2600 | 13100. | 72 | 29882 | No |
| 162 | GOM_NL__2PRFIN20071117_160813_000000372063_00269_29882_2218.N1 | 17-NOV-2007 16:08:13 | Bright | 37.000 | 68 | 18Alp Cas | 2.2250 | 4500.0 | 74 | 29882 | No |
| 163 | GOM_NL__2PRFIN20071117_161702_000000372063_00269_29882_2219.N1 | 17-NOV-2007 16:17:02 | Bright | 37.000 | 49 | 1Alp UMi | 1.9900 | 6300.0 | 74 | 29882 | No |
| 164 | GOM_NL__2PRFIN20071117_162126_000000372063_00269_29882_2220.N1 | 17-NOV-2007 16:21:26 | Bright | 36.500 | 60 | 7Bet UMi | 2.0810 | 3950.0 | 73 | 29882 | No |
| 165 | GOM_NL__2PRFIN20071117_162701_000000382063_00269_29882_2221.N1 | 17-NOV-2007 16:27:01 | Bright | 37.500 | 32 | 77Eps UMa | 1.7630 | 11000. | 75 | 29882 | No |
| 166 | GOM_NL__2PRFIN20071117_162842_000000342063_00269_29882_2222.N1 | 17-NOV-2007 16:28:42 | Bright | 34.000 | 39 | 85Eta UMa | 1.8540 | 24000. | 68 | 29882 | No |
| 167 | GOM_NL__2PRFIN20071117_163211_000000352063_00269_29882_2223.N1 | 17-NOV-2007 16:32:11 | Bright | 34.500 | 152 | 12Alp2CVn | 2.8900 | 11000. | 69 | 29882 | No |
| 168 | GOM_NL__2PRFIN20071117_163959_000000342063_00269_29882_2224.N1 | 17-NOV-2007 16:39:59 | Bright | 34.000 | 138 | 47Eps Vir | 2.8280 | 4700.0 | 68 | 29882 | No |
| 169 | GOM_NL__2PRFIN20071117_164350_000000362063_00269_29882_2225.N1 | 17-NOV-2007 16:43:50 | Bright | 36.000 | 121 | 29Gam Vir | 2.7400 | 7200.0 | 72 | 29882 | No |
| 170 | GOM_NL__2PRFIN20071117_164855_000000412063_00269_29882_2226.N1 | 17-NOV-2007 16:48:55 | Twilight | 41.000 | 100 | 4Gam Crv | 2.5800 | 13100. | 82 | 29882 | No |
| 171 | GOM_NL__2PRFIN20071117_165027_000000452063_00269_29882_2227.N1 | 17-NOV-2007 16:50:27 | Twilight | 44.500 | 171 | 2Eps Crv | 3.0010 | 4250.0 | 89 | 29882 | No |
| 172 | GOM_NL__2PRFIN20071117_165635_000000372063_00269_29882_2228.N1 | 17-NOV-2007 16:56:35 | Dark | 37.000 | 64 | Gam Cen | 2.2000 | 10600. | 74 | 29882 | No |
| 173 | GOM_NL__2PRFIN20071117_165944_000000502063_00269_29882_2229.N1 | 17-NOV-2007 16:59:44 | Dark | 50.000 | 113 | Mu Vel | 2.6920 | 5000.0 | 100 | 29882 | No |
| 174 | GOM_NL__2PRFIN20071117_170236_000000382063_00270_29883_2230.N1 | 17-NOV-2007 17:02:36 | Dark | 37.500 | 124 | The Car | 2.7640 | 30000. | 75 | 29883 | No |
| 175 | GOM_NL__2PRFIN20071117_170636_000000432063_00270_29883_2231.N1 | 17-NOV-2007 17:06:36 | Dark | 42.500 | 41 | Eps Car | 1.8600 | 4100.0 | 85 | 29883 | No |
| 176 | GOM_NL__2PRFIN20071117_172041_000000392063_00270_29883_2232.N1 | 17-NOV-2007 17:20:41 | Straylight | 38.500 | 157 | The1Eri | 2.9060 | 9300.0 | 77 | 29883 | No |
| 177 | GOM_NL__2PRFIN20071117_173329_000000482063_00270_29883_2233.N1 | 17-NOV-2007 17:33:29 | Twilight | 47.500 | 94 | 92Alp Cet | 2.5260 | 3100.0 | 95 | 29883 | No |
| 178 | GOM_NL__2PRFIN20071117_173821_000000362063_00270_29883_2234.N1 | 17-NOV-2007 17:38:21 | Bright | 36.000 | 105 | 6Bet Ari | 2.6450 | 8900.0 | 72 | 29883 | No |
| 179 | GOM_NL__2PRFIN20071117_174219_000000362063_00270_29883_2235.N1 | 17-NOV-2007 17:42:19 | Bright | 35.500 | 173 | 4Bet Tri | 3.0040 | 8900.0 | 71 | 29883 | No |
| 180 | GOM_NL__2PRFIN20071117_174423_000000362063_00270_29883_2236.N1 | 17-NOV-2007 17:44:23 | Bright | 35.500 | 73 | 57Gam1And | 2.2600 | 13100. | 71 | 29883 | No |
| 181 | GOM_NL__2PRFIN20071117_174849_000000372063_00270_29883_2237.N1 | 17-NOV-2007 17:48:49 | Bright | 37.000 | 68 | 18Alp Cas | 2.2250 | 4500.0 | 74 | 29883 | No |
| 182 | GOM_NL__2PRFIN20071117_175738_000000372063_00270_29883_2238.N1 | 17-NOV-2007 17:57:38 | Bright | 37.000 | 49 | 1Alp UMi | 1.9900 | 6300.0 | 74 | 29883 | No |
| 183 | GOM_NL__2PRFIN20071117_180202_000000372063_00270_29883_2239.N1 | 17-NOV-2007 18:02:02 | Bright | 37.000 | 60 | 7Bet UMi | 2.0810 | 3950.0 | 74 | 29883 | No |
| 184 | GOM_NL__2PRFIN20071117_180737_000000382063_00270_29883_2240.N1 | 17-NOV-2007 18:07:37 | Bright | 38.000 | 32 | 77Eps UMa | 1.7630 | 11000. | 76 | 29883 | No |
| 185 | GOM_NL__2PRFIN20071117_180918_000000362063_00270_29883_2241.N1 | 17-NOV-2007 18:09:18 | Bright | 35.500 | 39 | 85Eta UMa | 1.8540 | 24000. | 71 | 29883 | No |
| 186 | GOM_NL__2PRFIN20071117_181247_000000372063_00270_29883_2242.N1 | 17-NOV-2007 18:12:47 | Bright | 36.500 | 152 | 12Alp2CVn | 2.8900 | 11000. | 73 | 29883 | No |
| 187 | GOM_NL__2PRFIN20071117_182035_000000342063_00270_29883_2243.N1 | 17-NOV-2007 18:20:35 | Bright | 34.000 | 138 | 47Eps Vir | 2.8280 | 4700.0 | 68 | 29883 | No |
| 188 | GOM_NL__2PRFIN20071117_182426_000000542063_00270_29883_2244.N1 | 17-NOV-2007 18:24:26 | Bright | 54.000 | 121 | 29Gam Vir | 2.7400 | 7200.0 | 108 | 29883 | No |
| 189 | GOM_NL__2PRFIN20071117_182932_000000422063_00270_29883_2245.N1 | 17-NOV-2007 18:29:32 | Twilight | 41.500 | 100 | 4Gam Crv | 2.5800 | 13100. | 83 | 29883 | No |
| 190 | GOM_NL__2PRFIN20071117_183103_000000402063_00270_29883_2246.N1 | 17-NOV-2007 18:31:03 | Twilight | 40.000 | 171 | 2Eps Crv | 3.0010 | 4250.0 | 80 | 29883 | No |
| 191 | GOM_NL__2PRFIN20071117_183712_000000382063_00270_29883_2247.N1 | 17-NOV-2007 18:37:12 | Dark | 38.000 | 64 | Gam Cen | 2.2000 | 10600. | 76 | 29883 | No |
| 192 | GOM_NL__2PRFIN20071117_184021_000000412063_00270_29883_2248.N1 | 17-NOV-2007 18:40:21 | Dark | 40.500 | 113 | Mu Vel | 2.6920 | 5000.0 | 81 | 29883 | No |
| 193 | GOM_NL__2PRFIN20071117_184313_000000382063_00271_29884_2241.N1 | 17-NOV-2007 18:43:13 | Dark | 38.000 | 124 | The Car | 2.7640 | 30000. | 76 | 29884 | No |
| 194 | GOM_NL__2PRFIN20071117_184713_000000432063_00271_29884_2242.N1 | 17-NOV-2007 18:47:13 | Dark | 42.500 | 41 | Eps Car | 1.8600 | 4100.0 | 85 | 29884 | No |
| 195 | GOM_NL__2PRFIN20071117_190118_000000382063_00271_29884_2243.N1 | 17-NOV-2007 19:01:18 | Straylight | 37.500 | 157 | The1Eri | 2.9060 | 9300.0 | 75 | 29884 | No |
| 196 | GOM_NL__2PRFIN20071117_191405_000000492063_00271_29884_2244.N1 | 17-NOV-2007 19:14:05 | Twilight | 49.000 | 94 | 92Alp Cet | 2.5260 | 3100.0 | 98 | 29884 | No |
| 197 | GOM_NL__2PRFIN20071117_191857_000000362063_00271_29884_2245.N1 | 17-NOV-2007 19:18:57 | Bright | 36.000 | 105 | 6Bet Ari | 2.6450 | 8900.0 | 72 | 29884 | No |
| 198 | GOM_NL__2PRFIN20071117_192255_000000362063_00271_29884_2246.N1 | 17-NOV-2007 19:22:55 | Bright | 35.500 | 173 | 4Bet Tri | 3.0040 | 8900.0 | 71 | 29884 | No |
| 199 | GOM_NL__2PRFIN20071117_192459_000000382063_00271_29884_2247.N1 | 17-NOV-2007 19:24:59 | Bright | 38.000 | 73 | 57Gam1And | 2.2600 | 13100. | 76 | 29884 | No |
| 200 | GOM_NL__2PRFIN20071117_192925_000000362063_00271_29884_2248.N1 | 17-NOV-2007 19:29:25 | Bright | 36.000 | 68 | 18Alp Cas | 2.2250 | 4500.0 | 72 | 29884 | No |
| 201 | GOM_NL__2PRFIN20071117_193813_000000372063_00271_29884_2249.N1 | 17-NOV-2007 19:38:13 | Bright | 36.500 | 49 | 1Alp UMi | 1.9900 | 6300.0 | 73 | 29884 | No |
| 202 | GOM_NL__2PRFIN20071117_194238_000000372063_00271_29884_2250.N1 | 17-NOV-2007 19:42:38 | Bright | 37.000 | 60 | 7Bet UMi | 2.0810 | 3950.0 | 74 | 29884 | No |
| 203 | GOM_NL__2PRFIN20071117_194813_000000342063_00271_29884_2251.N1 | 17-NOV-2007 19:48:13 | Bright | 33.500 | 32 | 77Eps UMa | 1.7630 | 11000. | 67 | 29884 | No |
| 204 | GOM_NL__2PRFIN20071117_194955_000000372063_00271_29884_2252.N1 | 17-NOV-2007 19:49:55 | Bright | 36.500 | 39 | 85Eta UMa | 1.8540 | 24000. | 73 | 29884 | No |
| 205 | GOM_NL__2PRFIN20071117_195323_000000382063_00271_29884_2253.N1 | 17-NOV-2007 19:53:23 | Bright | 38.000 | 152 | 12Alp2CVn | 2.8900 | 11000. | 76 | 29884 | No |
| 206 | GOM_NL__2PRFIN20071117_200111_000000342063_00271_29884_2254.N1 | 17-NOV-2007 20:01:11 | Bright | 34.000 | 138 | 47Eps Vir | 2.8280 | 4700.0 | 68 | 29884 | No |
| 207 | GOM_NL__2PRFIN20071117_200502_000000412063_00271_29884_2255.N1 | 17-NOV-2007 20:05:02 | Bright | 41.000 | 121 | 29Gam Vir | 2.7400 | 7200.0 | 82 | 29884 | No |
| 208 | GOM_NL__2PRFIN20071117_201008_000000392063_00271_29884_2256.N1 | 17-NOV-2007 20:10:08 | Twilight | 39.000 | 100 | 4Gam Crv | 2.5800 | 13100. | 78 | 29884 | No |
| 209 | GOM_NL__2PRFIN20071117_201140_000000442063_00271_29884_2257.N1 | 17-NOV-2007 20:11:40 | Twilight | 44.000 | 171 | 2Eps Crv | 3.0010 | 4250.0 | 88 | 29884 | No |
| 210 | GOM_NL__2PRFIN20071117_201748_000000382063_00271_29884_2258.N1 | 17-NOV-2007 20:17:48 | Dark | 37.500 | 64 | Gam Cen | 2.2000 | 10600. | 75 | 29884 | No |
| 211 | GOM_NL__2PRFIN20071117_202057_000000422063_00271_29884_2259.N1 | 17-NOV-2007 20:20:57 | Dark | 41.500 | 113 | Mu Vel | 2.6920 | 5000.0 | 83 | 29884 | No |
| 212 | GOM_NL__2PRFIN20071117_202349_000000372063_00272_29885_2261.N1 | 17-NOV-2007 20:23:49 | Dark | 37.000 | 124 | The Car | 2.7640 | 30000. | 74 | 29885 | No |
| 213 | GOM_NL__2PRFIN20071117_202749_000000432063_00272_29885_2262.N1 | 17-NOV-2007 20:27:49 | Dark | 42.500 | 41 | Eps Car | 1.8600 | 4100.0 | 85 | 29885 | No |
| 214 | GOM_NL__2PRFIN20071117_204154_000000402063_00272_29885_2263.N1 | 17-NOV-2007 20:41:54 | Straylight | 40.000 | 157 | The1Eri | 2.9060 | 9300.0 | 80 | 29885 | No |
| 215 | GOM_NL__2PRFIN20071117_205441_000000472063_00272_29885_2264.N1 | 17-NOV-2007 20:54:41 | Twilight | 47.000 | 94 | 92Alp Cet | 2.5260 | 3100.0 | 94 | 29885 | No |
| 216 | GOM_NL__2PRFIN20071117_205933_000000372063_00272_29885_2265.N1 | 17-NOV-2007 20:59:33 | Bright | 36.500 | 105 | 6Bet Ari | 2.6450 | 8900.0 | 73 | 29885 | No |
| 217 | GOM_NL__2PRFIN20071117_210331_000000352063_00272_29885_2266.N1 | 17-NOV-2007 21:03:31 | Bright | 35.000 | 173 | 4Bet Tri | 3.0040 | 8900.0 | 70 | 29885 | No |
| 218 | GOM_NL__2PRFIN20071117_210535_000000372063_00272_29885_2267.N1 | 17-NOV-2007 21:05:35 | Bright | 36.500 | 73 | 57Gam1And | 2.2600 | 13100. | 73 | 29885 | No |
| 219 | GOM_NL__2PRFIN20071117_211001_000000362063_00272_29885_2268.N1 | 17-NOV-2007 21:10:01 | Bright | 36.000 | 68 | 18Alp Cas | 2.2250 | 4500.0 | 72 | 29885 | No |

| | | | | | | | | | | | |
|-----|--|----------------------|------------|--------|-----|-----------|--------|--------|-----|-------|----|
| 220 | GOM_NL__2PRFIN20071117_211849_000000362063_00272_29885_2269.N1 | 17-NOV-2007 21:18:49 | Bright | 36.000 | 49 | 1Alp UMi | 1.9900 | 6300.0 | 72 | 29885 | No |
| 221 | GOM_NL__2PRFIN20071117_212314_000000322063_00272_29885_2270.N1 | 17-NOV-2007 21:23:14 | Bright | 31.500 | 60 | 7Bet UMi | 2.0810 | 3950.0 | 63 | 29885 | No |
| 222 | GOM_NL__2PRFIN20071117_212849_000000392063_00272_29885_2271.N1 | 17-NOV-2007 21:28:49 | Bright | 38.500 | 32 | 77Eps UMa | 1.7630 | 11000. | 77 | 29885 | No |
| 223 | GOM_NL__2PRFIN20071117_213031_000000412063_00272_29885_2272.N1 | 17-NOV-2007 21:30:31 | Bright | 41.000 | 39 | 85Eta UMa | 1.8540 | 24000. | 82 | 29885 | No |
| 224 | GOM_NL__2PRFIN20071117_213359_000000352063_00272_29885_2273.N1 | 17-NOV-2007 21:33:59 | Bright | 34.500 | 152 | 12Alp2CVn | 2.8900 | 11000. | 69 | 29885 | No |
| 225 | GOM_NL__2PRFIN20071117_214147_000000352063_00272_29885_2274.N1 | 17-NOV-2007 21:41:47 | Bright | 34.500 | 138 | 47Eps Vir | 2.8280 | 4700.0 | 69 | 29885 | No |
| 226 | GOM_NL__2PRFIN20071117_214539_000000352063_00272_29885_2275.N1 | 17-NOV-2007 21:45:39 | Bright | 35.000 | 121 | 29Gam Vir | 2.7400 | 7200.0 | 70 | 29885 | No |
| 227 | GOM_NL__2PRFIN20071117_215044_000000422063_00272_29885_2276.N1 | 17-NOV-2007 21:50:44 | Twilight | 42.000 | 100 | 4Gam Crv | 2.5800 | 13100. | 84 | 29885 | No |
| 228 | GOM_NL__2PRFIN20071117_215216_000000432063_00272_29885_2277.N1 | 17-NOV-2007 21:52:16 | Twilight | 43.000 | 171 | 2Eps Crv | 3.0010 | 4250.0 | 86 | 29885 | No |
| 229 | GOM_NL__2PRFIN20071117_215824_000000382063_00272_29885_2278.N1 | 17-NOV-2007 21:58:24 | Dark | 37.500 | 64 | Gam Cen | 2.2000 | 10600. | 75 | 29885 | No |
| 230 | GOM_NL__2PRFIN20071117_220134_000000402063_00272_29885_2279.N1 | 17-NOV-2007 22:01:34 | Dark | 39.500 | 113 | Mu Vel | 2.6920 | 5000.0 | 79 | 29885 | No |
| 231 | GOM_NL__2PRFIN20071117_220425_000000372063_00273_29886_2271.N1 | 17-NOV-2007 22:04:25 | Dark | 36.500 | 124 | The Car | 2.7640 | 30000. | 73 | 29886 | No |
| 232 | GOM_NL__2PRFIN20071117_220826_000000432063_00273_29886_2272.N1 | 17-NOV-2007 22:08:26 | Dark | 43.000 | 41 | Eps Car | 1.8600 | 4100.0 | 86 | 29886 | No |
| 233 | GOM_NL__2PRFIN20071117_222230_000000382063_00273_29886_2273.N1 | 17-NOV-2007 22:22:30 | Straylight | 37.500 | 157 | The1Eri | 2.9060 | 9300.0 | 75 | 29886 | No |
| 234 | GOM_NL__2PRFIN20071117_223517_000000452063_00273_29886_2274.N1 | 17-NOV-2007 22:35:17 | Twilight | 44.500 | 94 | 92Alp Cet | 2.5260 | 3100.0 | 89 | 29886 | No |
| 235 | GOM_NL__2PRFIN20071117_224009_000000362063_00273_29886_2275.N1 | 17-NOV-2007 22:40:09 | Bright | 35.500 | 105 | 6Bet Ari | 2.6450 | 8900.0 | 71 | 29886 | No |
| 236 | GOM_NL__2PRFIN20071117_224406_000000352063_00273_29886_2276.N1 | 17-NOV-2007 22:44:06 | Bright | 35.000 | 173 | 4Bet Tri | 3.0040 | 8900.0 | 70 | 29886 | No |
| 237 | GOM_NL__2PRFIN20071117_224611_000000372063_00273_29886_2277.N1 | 17-NOV-2007 22:46:11 | Bright | 36.500 | 73 | 57Gam1And | 2.2600 | 13100. | 73 | 29886 | No |
| 238 | GOM_NL__2PRFIN20071117_225037_000000362063_00273_29886_2278.N1 | 17-NOV-2007 22:50:37 | Bright | 35.500 | 68 | 18Alp Cas | 2.2250 | 4500.0 | 71 | 29886 | No |
| 239 | GOM_NL__2PRFIN20071117_225925_000000362063_00273_29886_2279.N1 | 17-NOV-2007 22:59:25 | Bright | 35.500 | 49 | 1Alp UMi | 1.9900 | 6300.0 | 71 | 29886 | No |
| 240 | GOM_NL__2PRFIN20071117_230350_000000362063_00273_29886_2280.N1 | 17-NOV-2007 23:03:50 | Bright | 36.000 | 60 | 7Bet UMi | 2.0810 | 3950.0 | 72 | 29886 | No |
| 241 | GOM_NL__2PRFIN20071117_230925_000000372063_00273_29886_2281.N1 | 17-NOV-2007 23:09:25 | Bright | 36.500 | 32 | 77Eps UMa | 1.7630 | 11000. | 73 | 29886 | No |
| 242 | GOM_NL__2PRFIN20071117_231106_000000522063_00273_29886_2282.N1 | 17-NOV-2007 23:11:06 | Bright | 52.000 | 39 | 85Eta UMa | 1.8540 | 24000. | 104 | 29886 | No |
| 243 | GOM_NL__2PRFIN20071117_231435_000000362063_00273_29886_2283.N1 | 17-NOV-2007 23:14:35 | Bright | 35.500 | 152 | 12Alp2CVn | 2.8900 | 11000. | 71 | 29886 | No |
| 244 | GOM_NL__2PRFIN20071117_232223_000000352063_00273_29886_2284.N1 | 17-NOV-2007 23:22:23 | Bright | 34.500 | 138 | 47Eps Vir | 2.8280 | 4700.0 | 69 | 29886 | No |
| 245 | GOM_NL__2PRFIN20071117_232615_000000542063_00273_29886_2285.N1 | 17-NOV-2007 23:26:15 | Bright | 54.000 | 121 | 29Gam Vir | 2.7400 | 7200.0 | 108 | 29886 | No |
| 246 | GOM_NL__2PRFIN20071117_233121_000000402063_00273_29886_2286.N1 | 17-NOV-2007 23:31:21 | Twilight | 39.500 | 100 | 4Gam Crv | 2.5800 | 13100. | 79 | 29886 | No |
| 247 | GOM_NL__2PRFIN20071117_233252_000000452063_00273_29886_2287.N1 | 17-NOV-2007 23:32:52 | Twilight | 44.500 | 171 | 2Eps Crv | 3.0010 | 4250.0 | 89 | 29886 | No |
| 248 | GOM_NL__2PRFIN20071117_233900_000000392063_00273_29886_2288.N1 | 17-NOV-2007 23:39:00 | Dark | 38.500 | 64 | Gam Cen | 2.2000 | 10600. | 77 | 29886 | No |
| 249 | GOM_NL__2PRFIN20071117_234210_000000412063_00273_29886_2289.N1 | 17-NOV-2007 23:42:10 | Dark | 41.000 | 113 | Mu Vel | 2.6920 | 5000.0 | 82 | 29886 | No |
| 250 | GOM_NL__2PRFIN20071117_234501_000000372063_00274_29887_2304.N1 | 17-NOV-2007 23:45:01 | Dark | 37.000 | 124 | The Car | 2.7640 | 30000. | 74 | 29887 | No |
| 251 | GOM_NL__2PRFIN20071117_234902_000000532063_00274_29887_2305.N1 | 17-NOV-2007 23:49:02 | Dark | 52.500 | 41 | Eps Car | 1.8600 | 4100.0 | 105 | 29887 | No |

3. Quality information per product

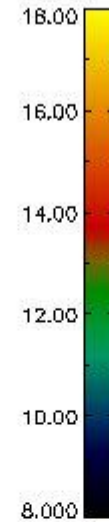
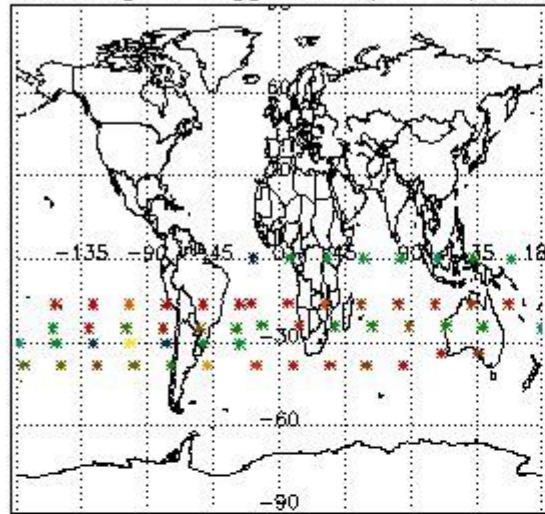
In this section it is plotted some information contained in the Quality Summary data set of the level 2 products. Only products in dark limb conditions and without errors (error flag in the MPH set to "0") are used.

3.1 Plot quality information per product (time dependant)


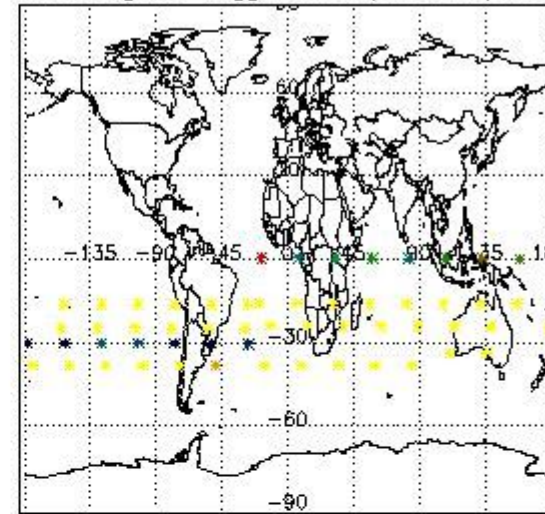


3.2 Plot quality information per product (world map)

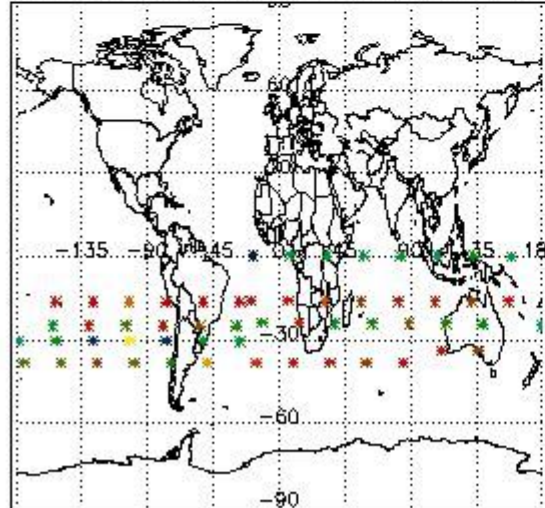
Percentage of flagged data per O3 profile



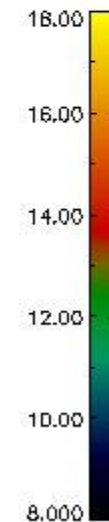
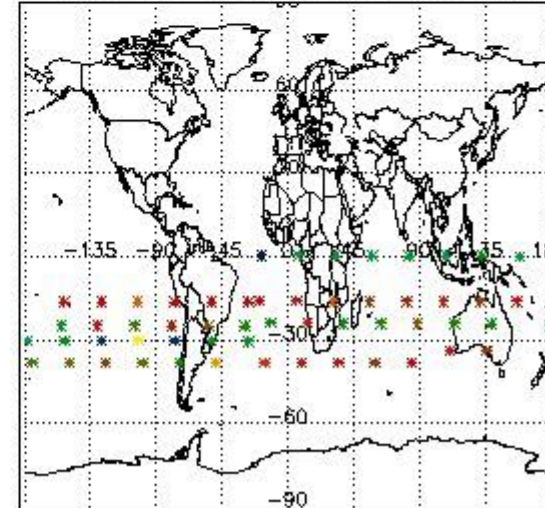
Percentage of flagged data per H2O profile



Percentage of flagged data per NO2 profile



Percentage of flagged data per NO3 profile

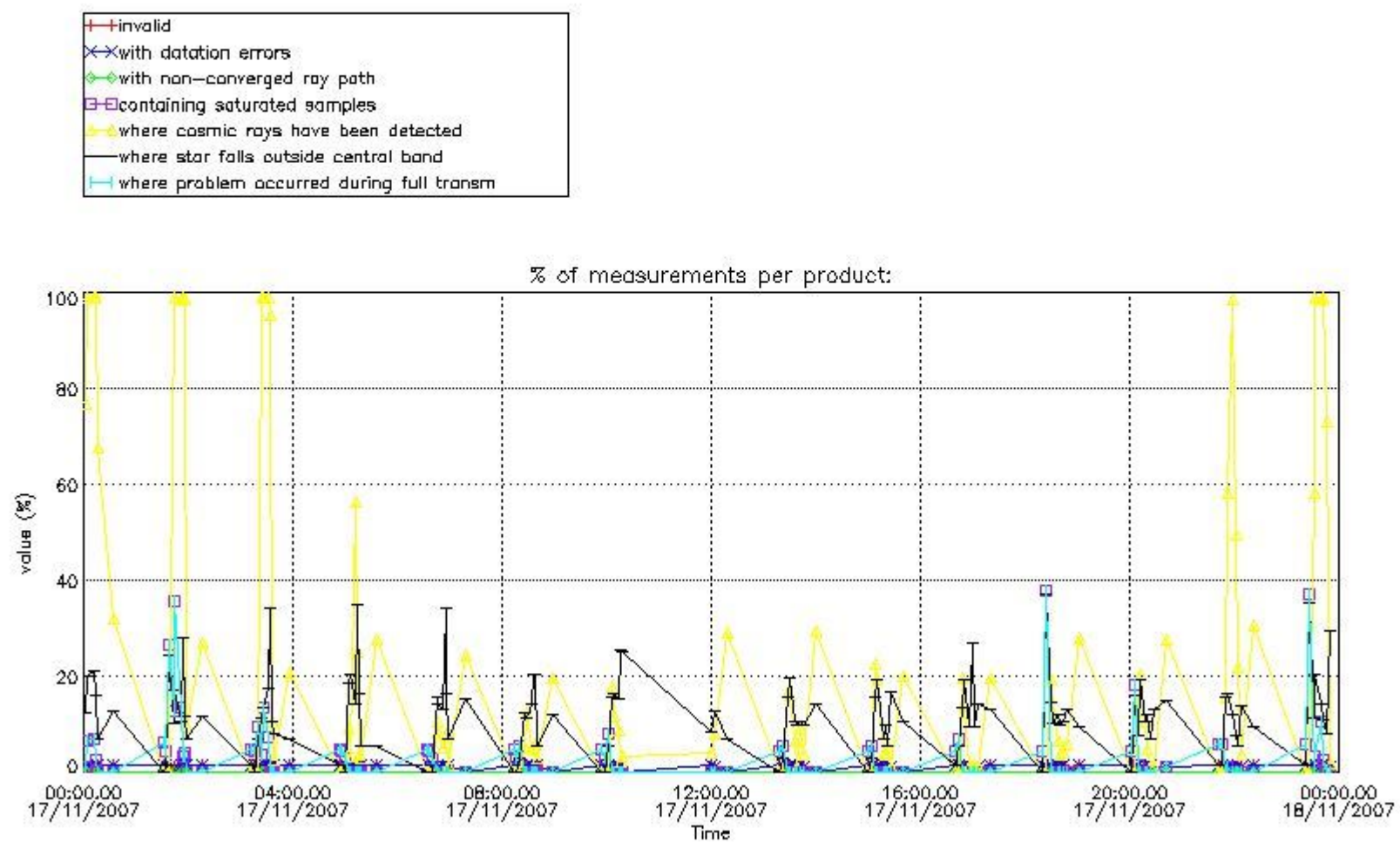


4. Level 1 quality information per product

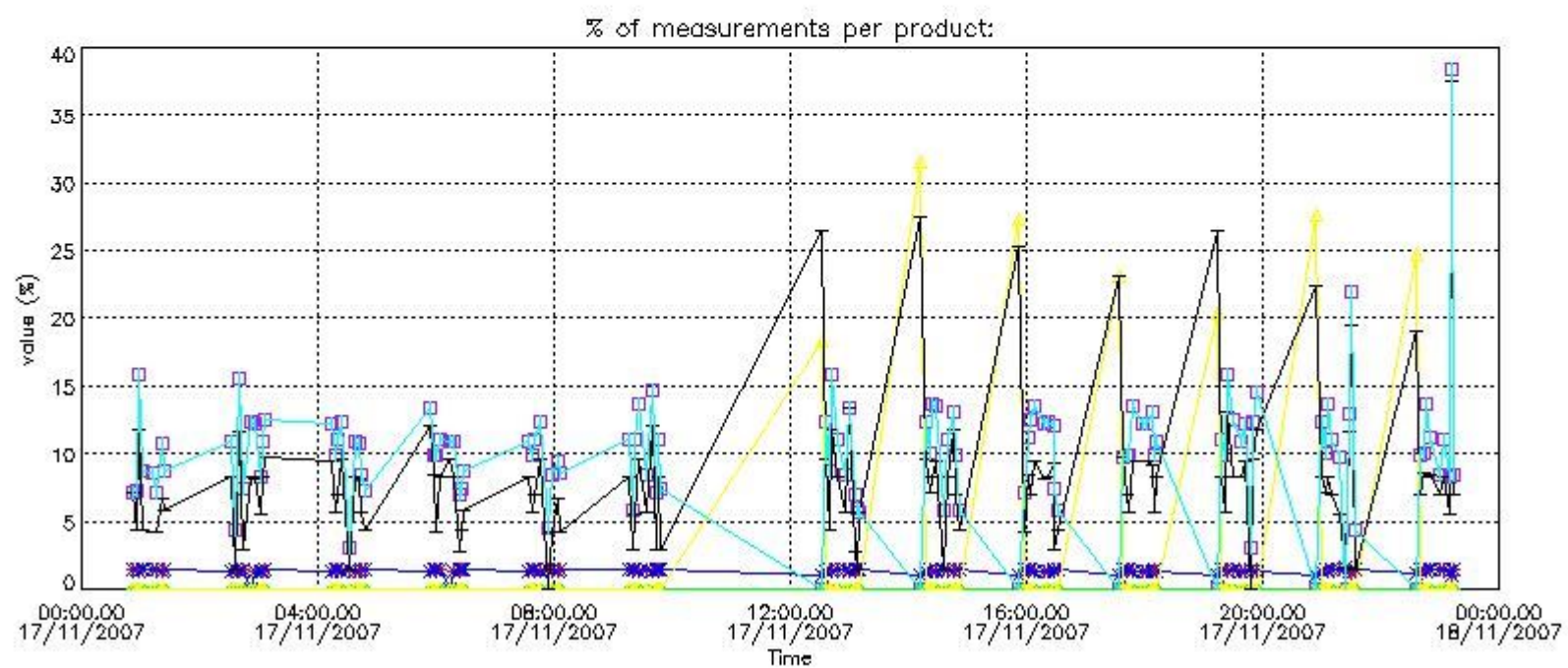
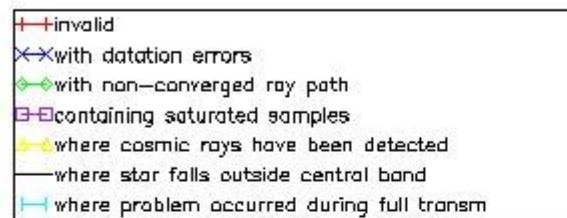
In this section it is plotted some information contained in the Quality Summary data set of the level 2 products that comes from the level 1b processing. Products without errors (error flag in the MPH set to "0") are used.

4.1 Plot quality information per product (time dependant) coming from level 1b processing

4.1.1 Plot level 1 quality information per product (time dependant): ENVISAT ASCENDING passes



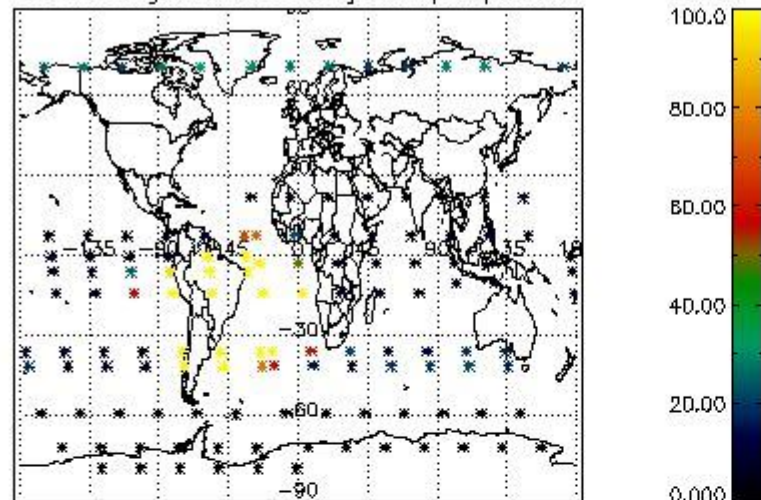
4.1.2 Plot level 1 quality information per product (time dependant): ENVI SAT DESCENDING passes



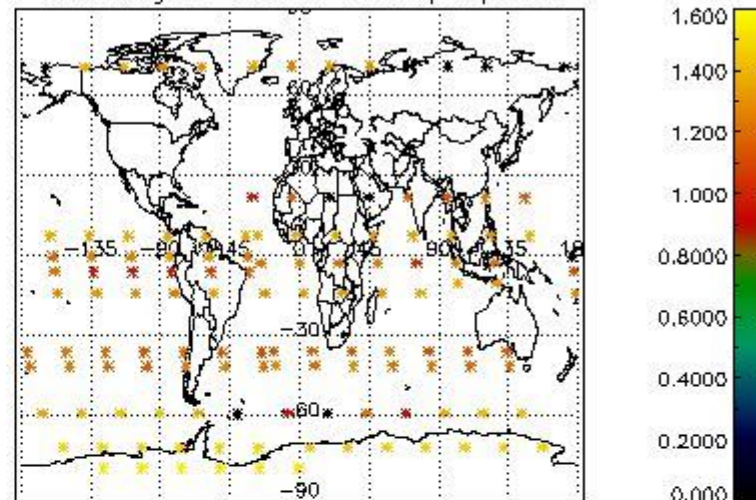
4.2 Plot quality information per product coming from level 1b processing (world map)

4.2.1 Plot level 1 quality information per product (world map): ENVISAT ASCENDING passes

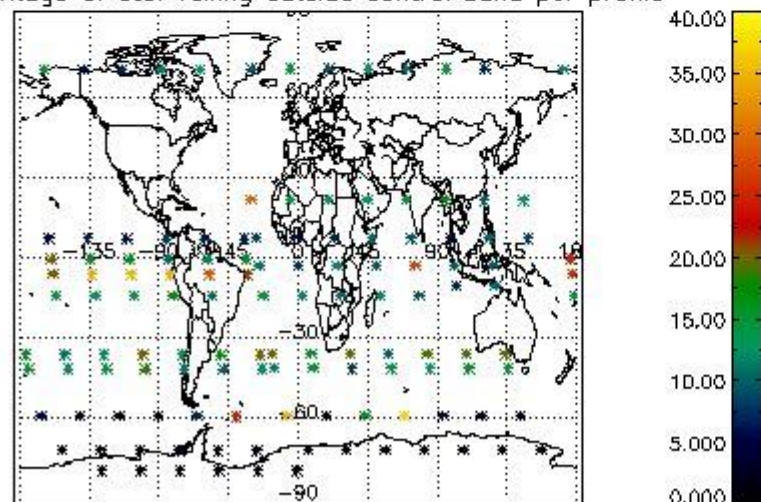
Percentage of cosmic ray hits per profile



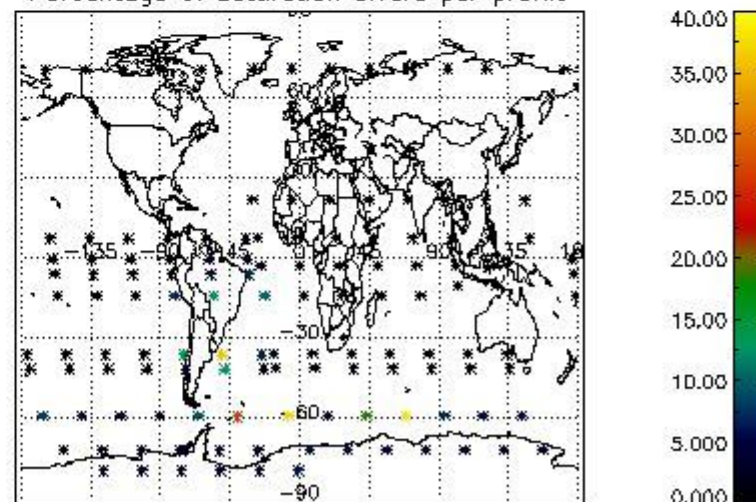
Percentage of datation errors per profile



Percentage of star falling outside central band per profile

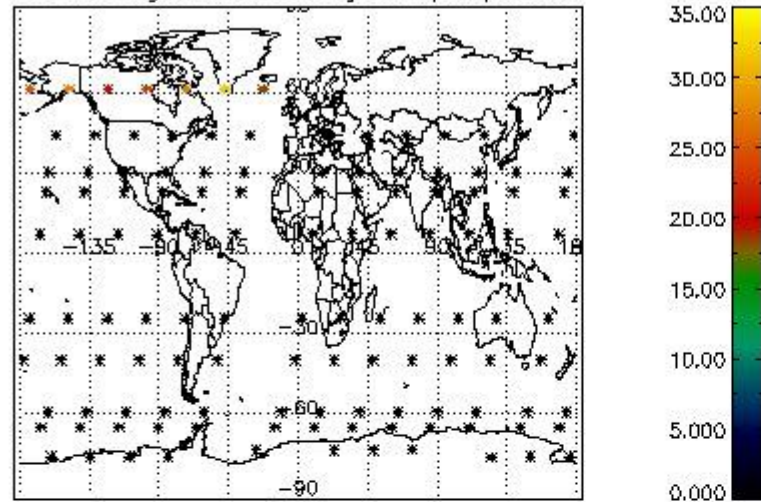


Percentage of saturation errors per profile

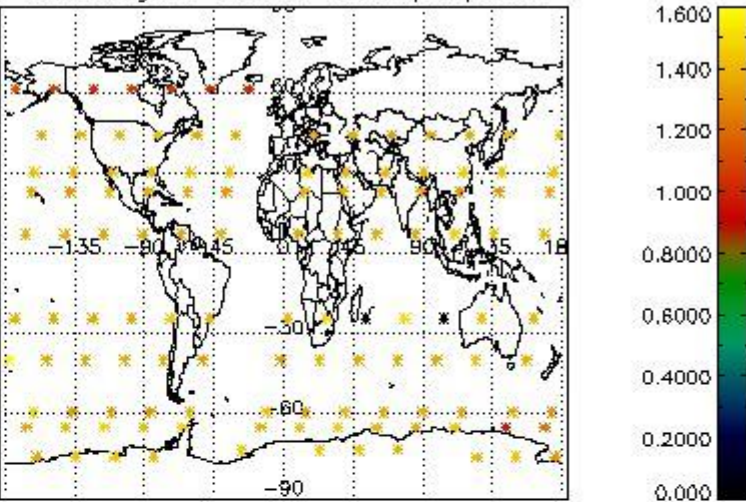


4.2.2 Plot level 1 quality information per product (world map): ENVISAT DESCENDING passes

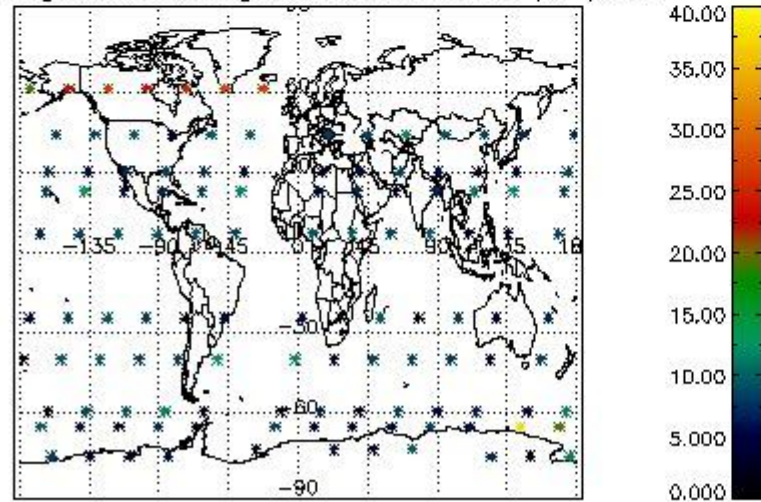
Percentage of cosmic ray hits per profile



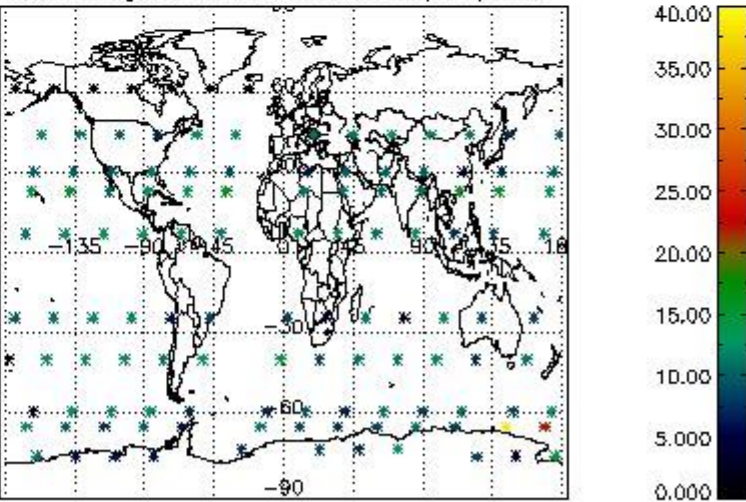
Percentage of datation errors per profile



Percentage of star falling outside central band per profile



Percentage of saturation errors per profile



5. Trace gas profiles

5.1 Ozone statistics based on quality of products

The final quality of the products can be "measured" using the STD (Standard Deviation) attached to every point profile. This information is written to the parameter GOM_NL__2P/NL_LOCAL_SPECIES_DENSITY/o3_std of the level 2 products. The table below shows the statistics for given STD ranges.

The statistics are given with respect to the overall valid production:

- Products without fatal errors: GOM_NL__2P/MPH/PRODUCT_ERR=0
- Valid point profile: GOM_NL__2P/NL_LOCAL_SPECIES_DENSITY/pcd(0)=0

The 'Criteria' is applied to valid points of dark limb products:

- Products in dark limb illumination condition: GOM_NL__2P/NL_SUMMARY_QUALITY/obs_ill_cond=0
- Products without fatal errors: GOM_NL__2P/MPH/PRODUCT_ERR=0
- Valid point profile: GOM_NL__2P/NL_LOCAL_SPECIES_DENSITY/pcd(0)=0

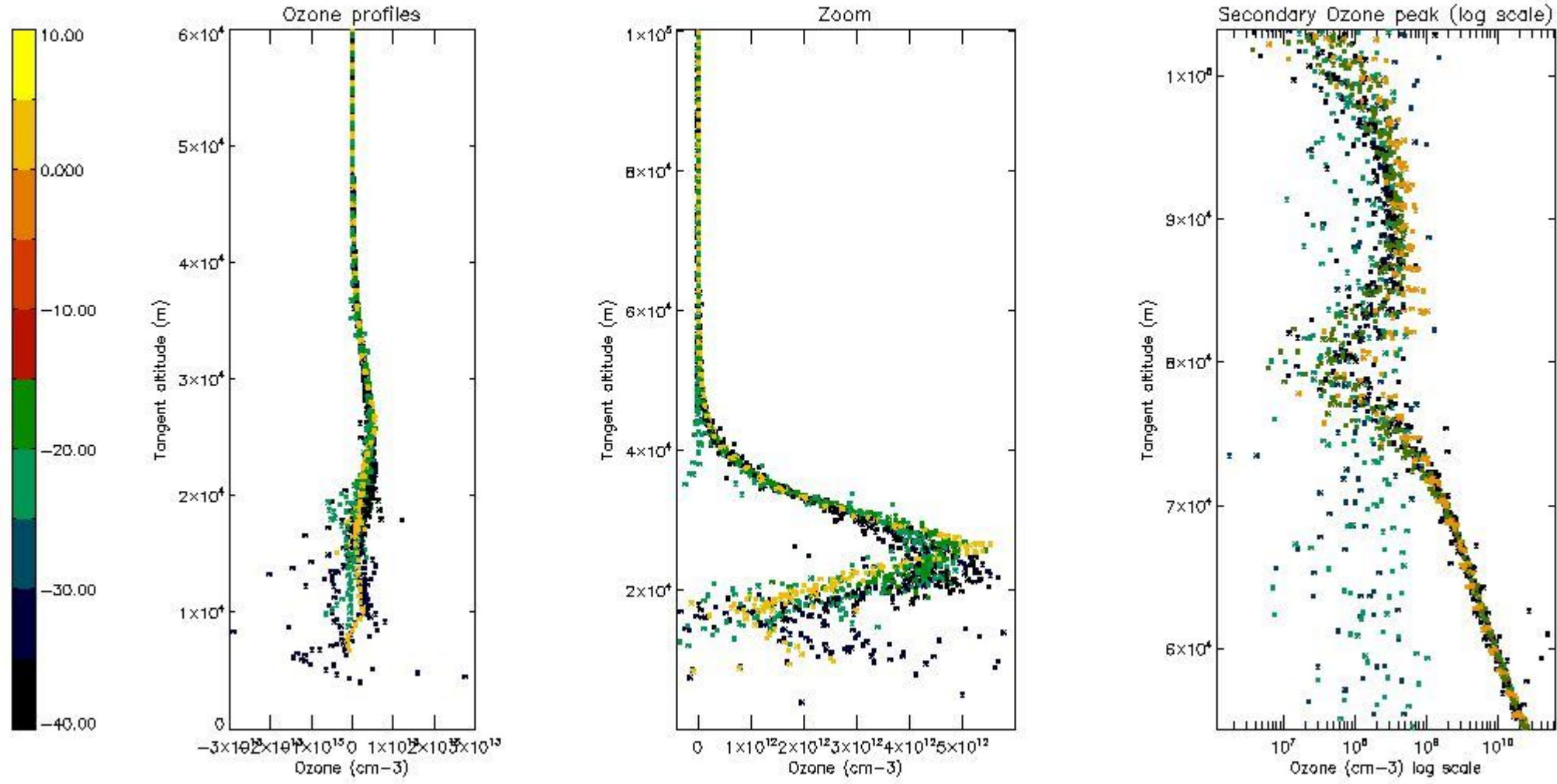
So, the table below shows the percentage of dark limb and valid observations for each criteria with respect to the overall valid daily observations.

| Criteria | % of total production |
|----------|-----------------------|
| All STD | 24 |
| STD < 20 | 13 |

| | |
|----------|----|
| STD < 10 | 10 |
| STD < 5 | 5 |

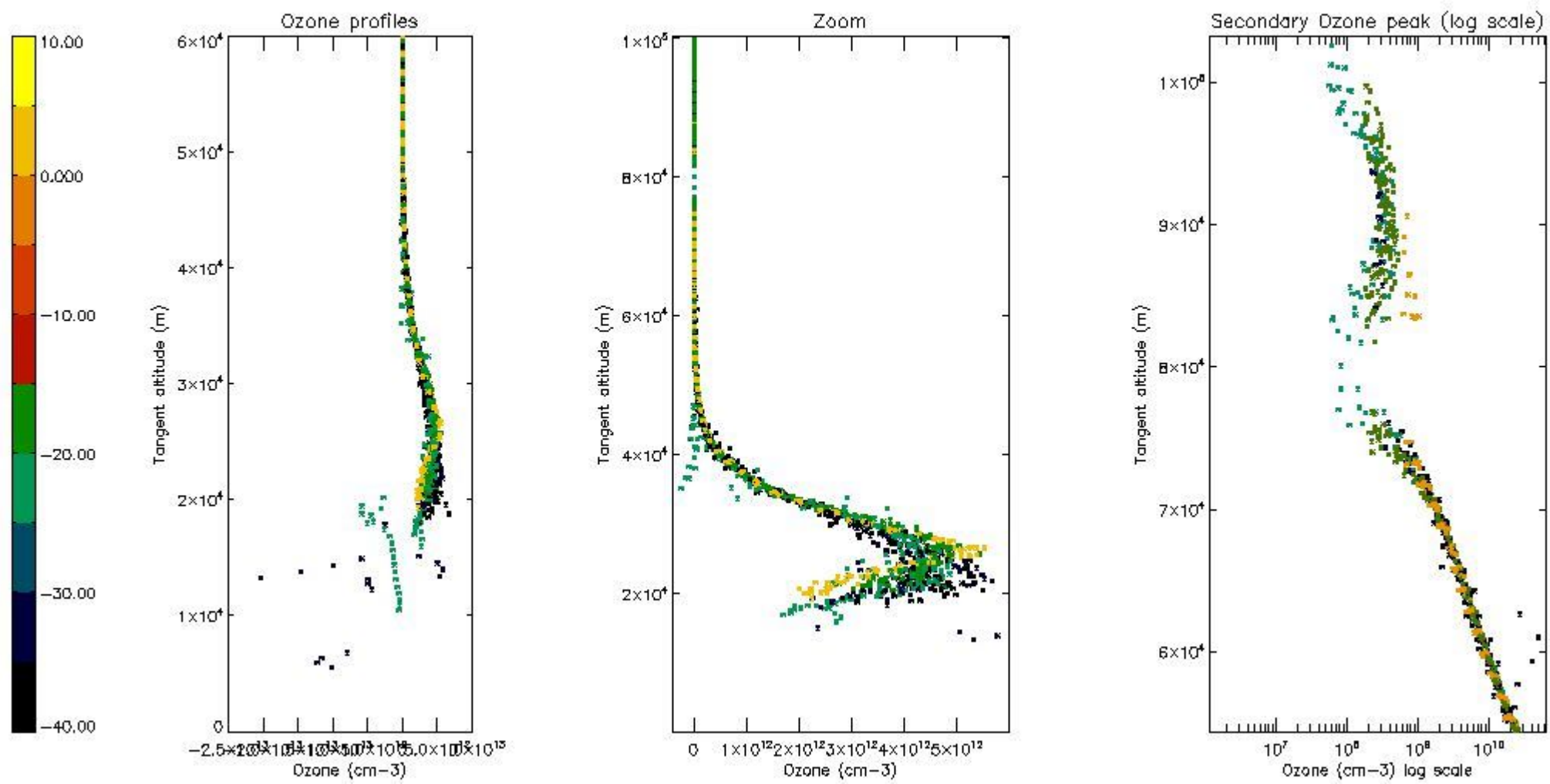
5.2 Plot ozone profiles for all STD (dark without errors)

The colorbar represents the latitude.



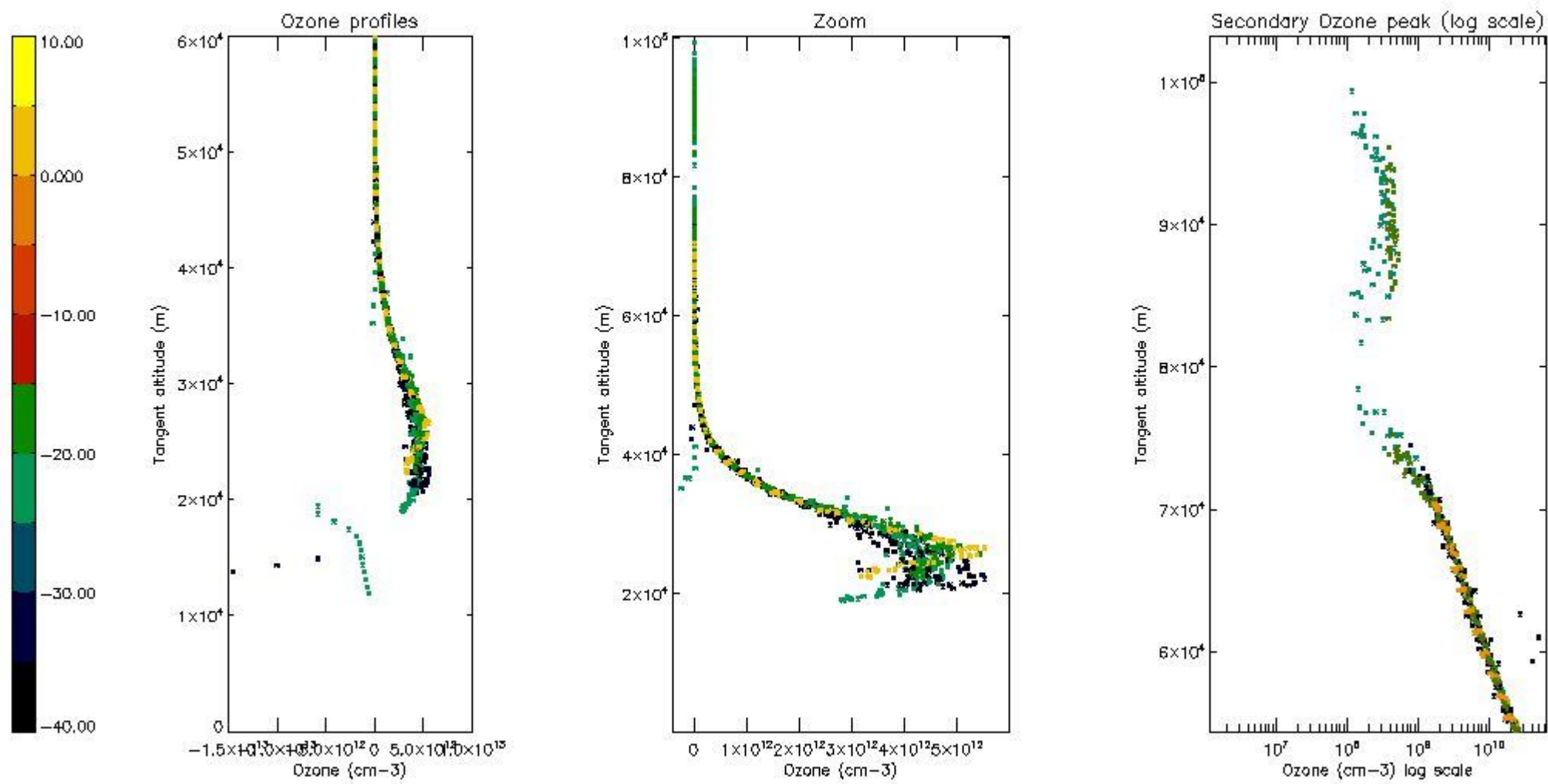
5.3 Plot ozone profiles where STD < 20% (dark without errors)

The colorbar represents the latitude.



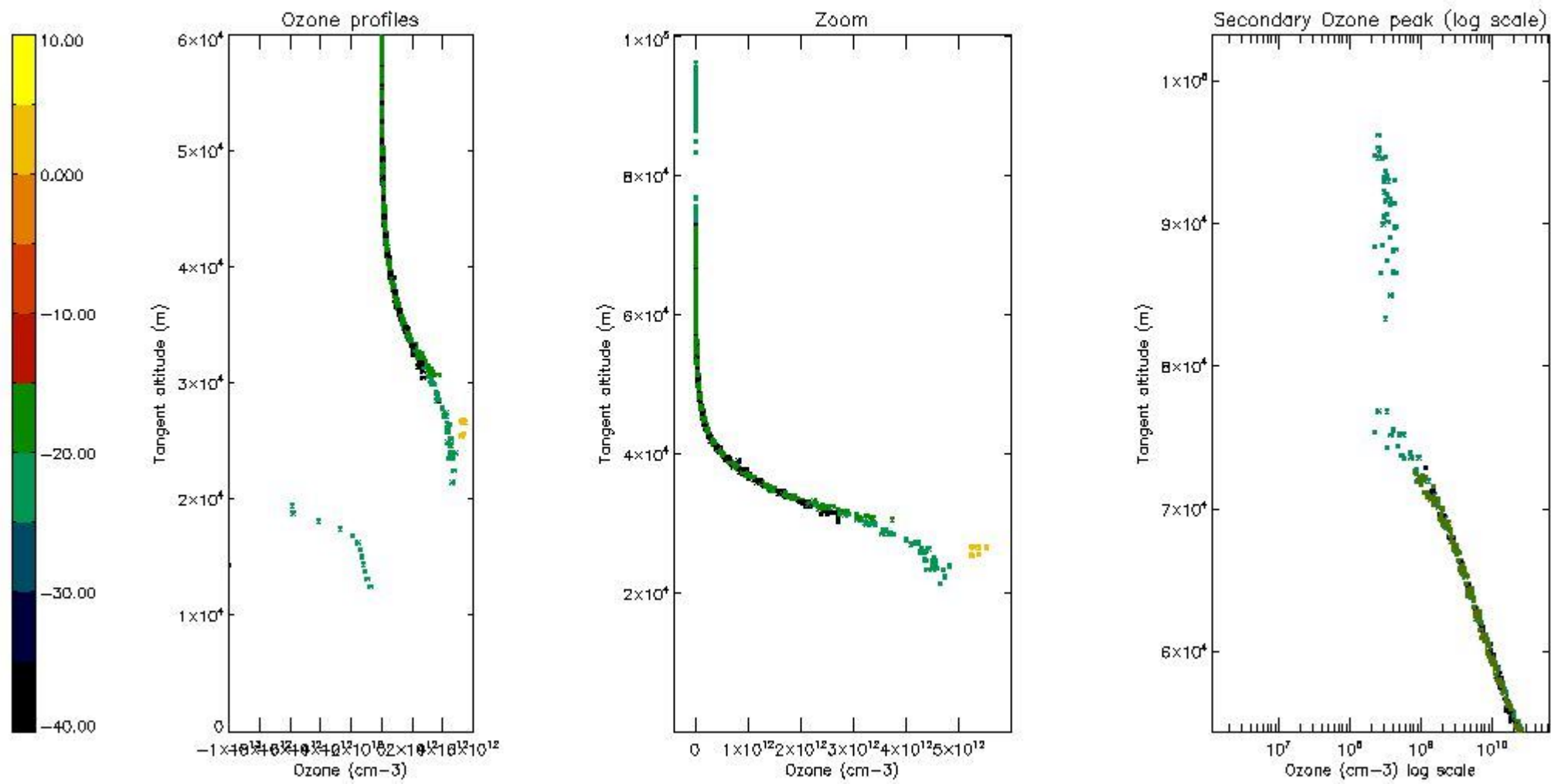
5.4 Plot ozone profiles where STD < 10% (dark without errors)

The colorbar represents the latitude.



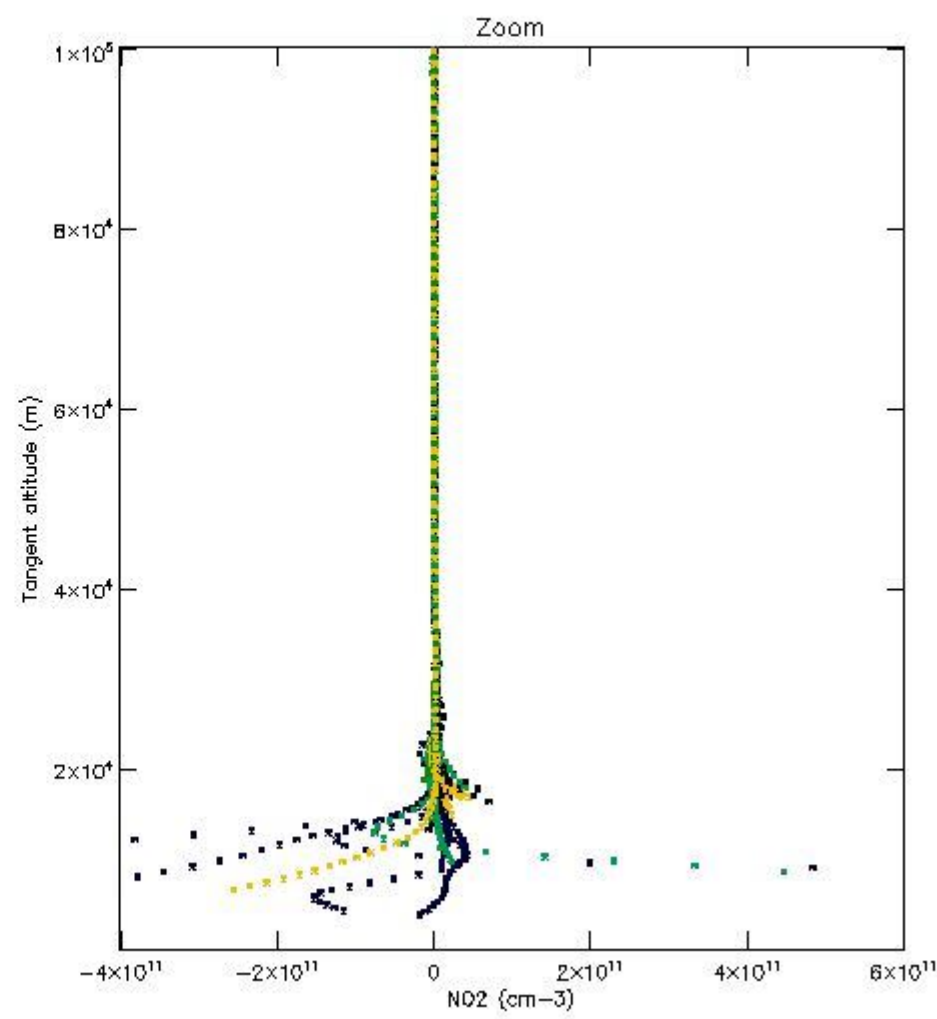
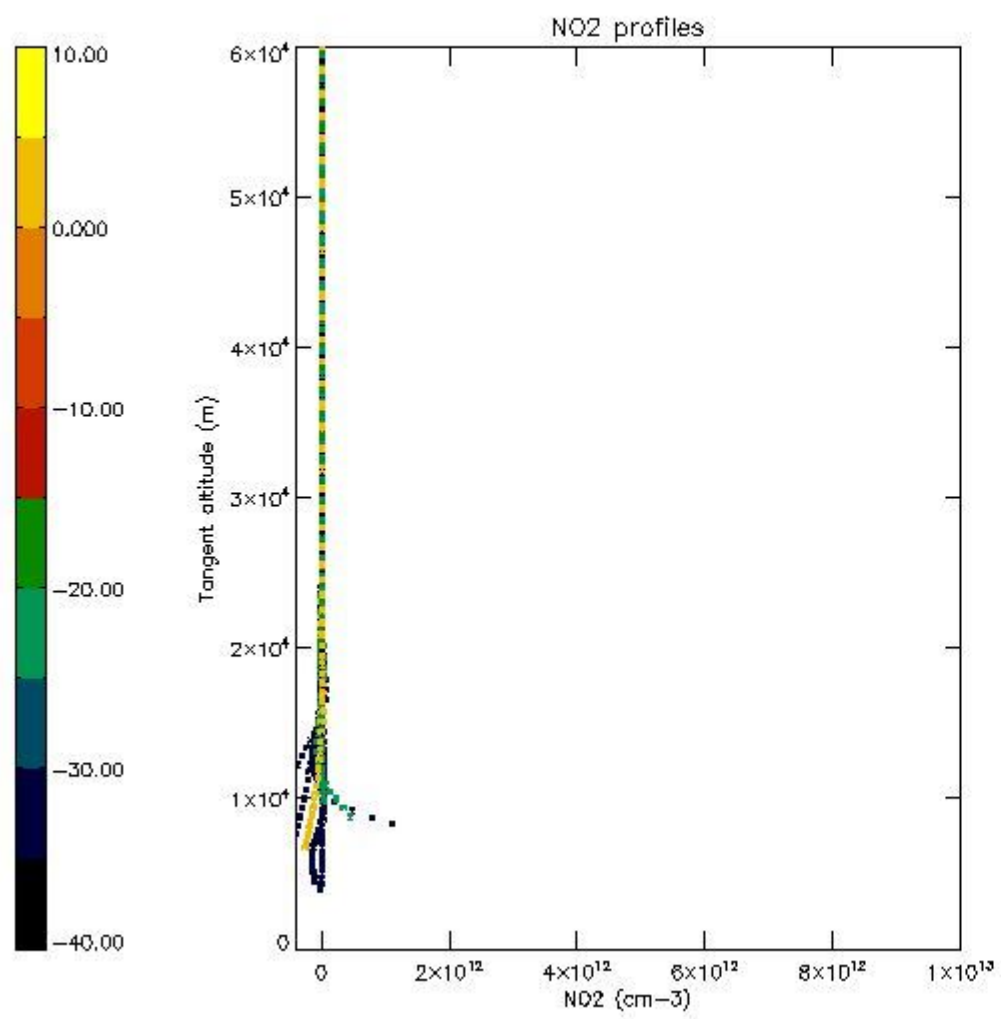
5.5 Plot ozone profiles where STD < 5% (dark without errors)

The colorbar represents the latitude.



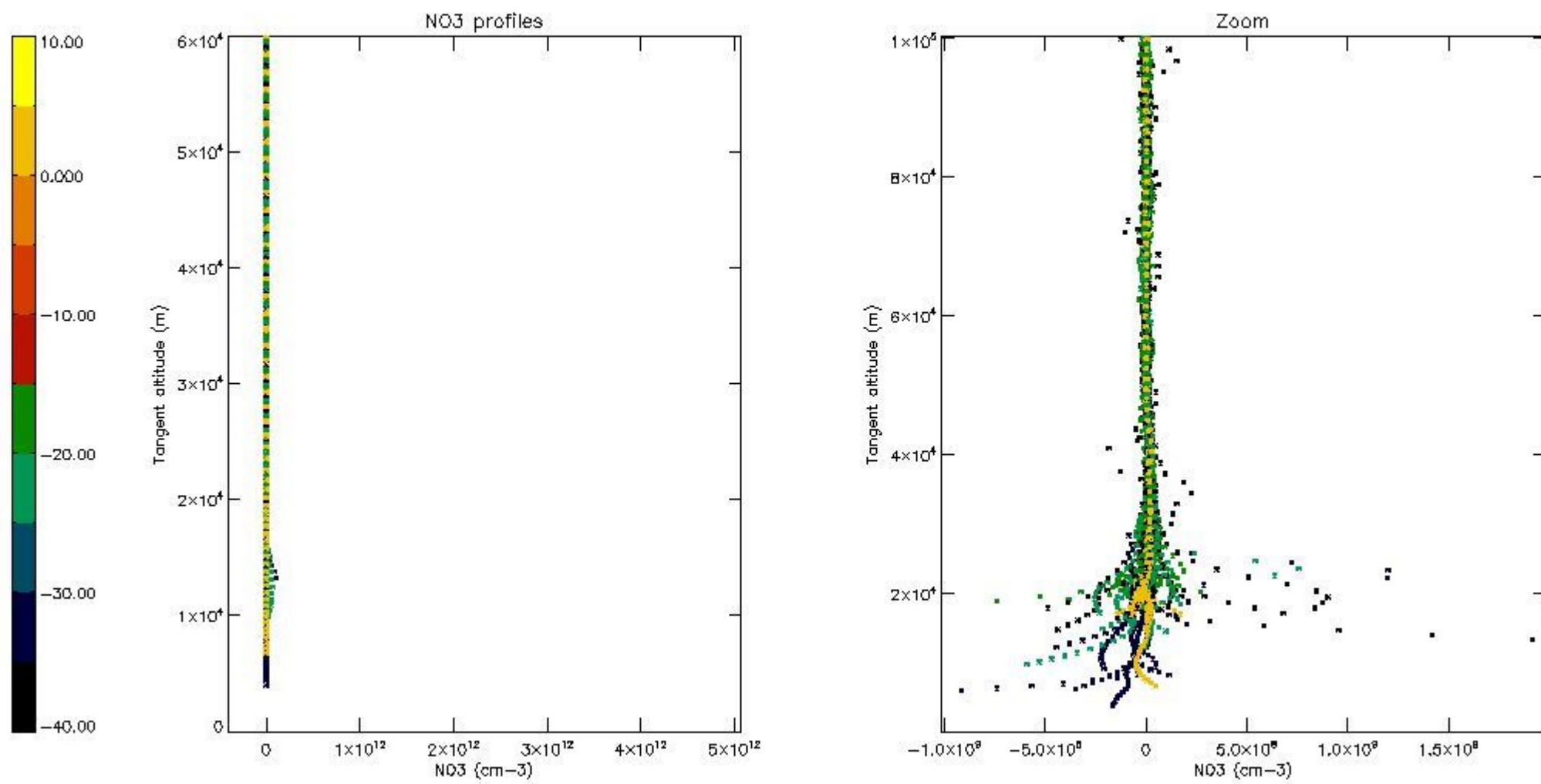
5.6 Plot NO₂ profiles for all STD (dark without errors)

The colorbar represents the latitude.



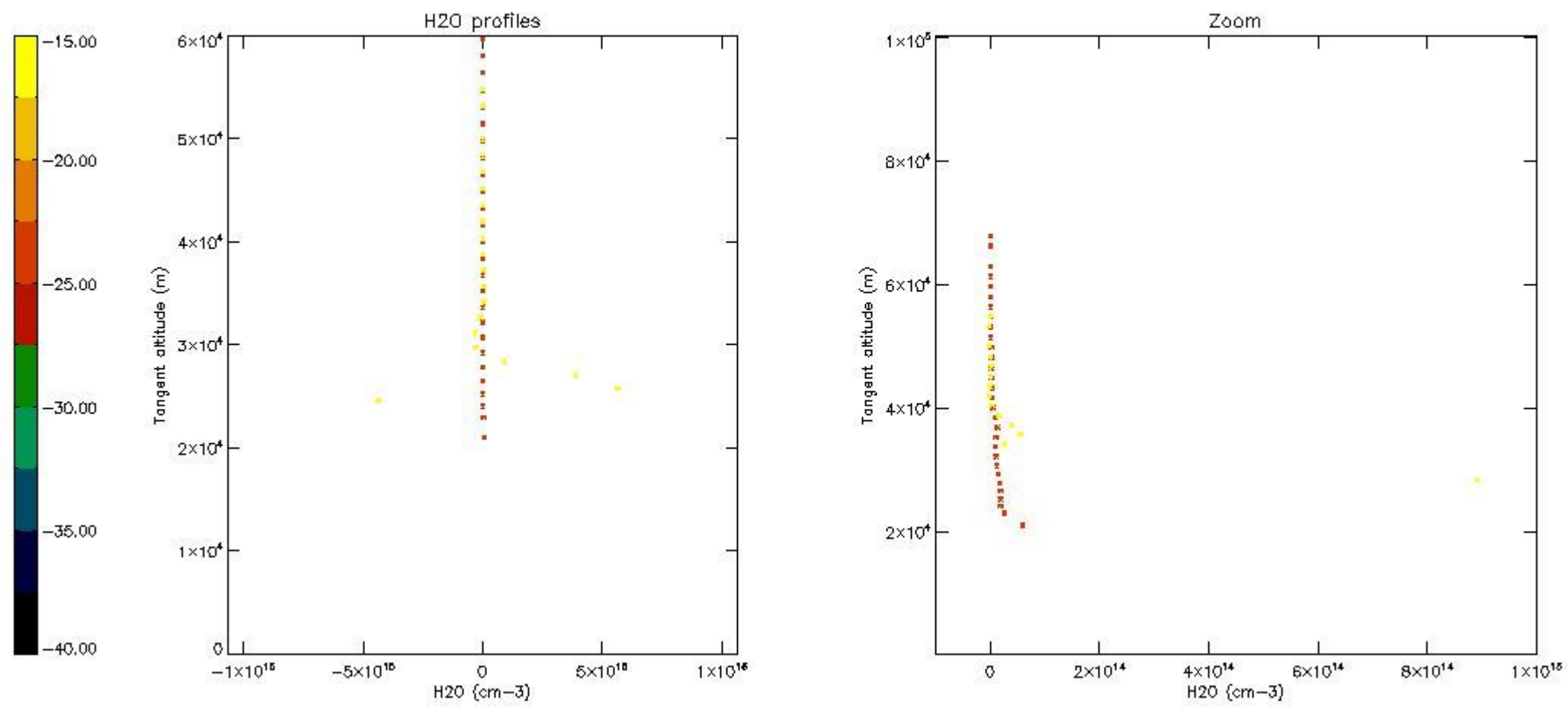
5.7 Plot NO3 profiles for all STD (dark without errors)

The colorbar represents the latitude.



5.8 Plot H₂O profiles for all STD (only for occultations of stars 1,2,3,4,13,14,16,26,63 dark without errors)

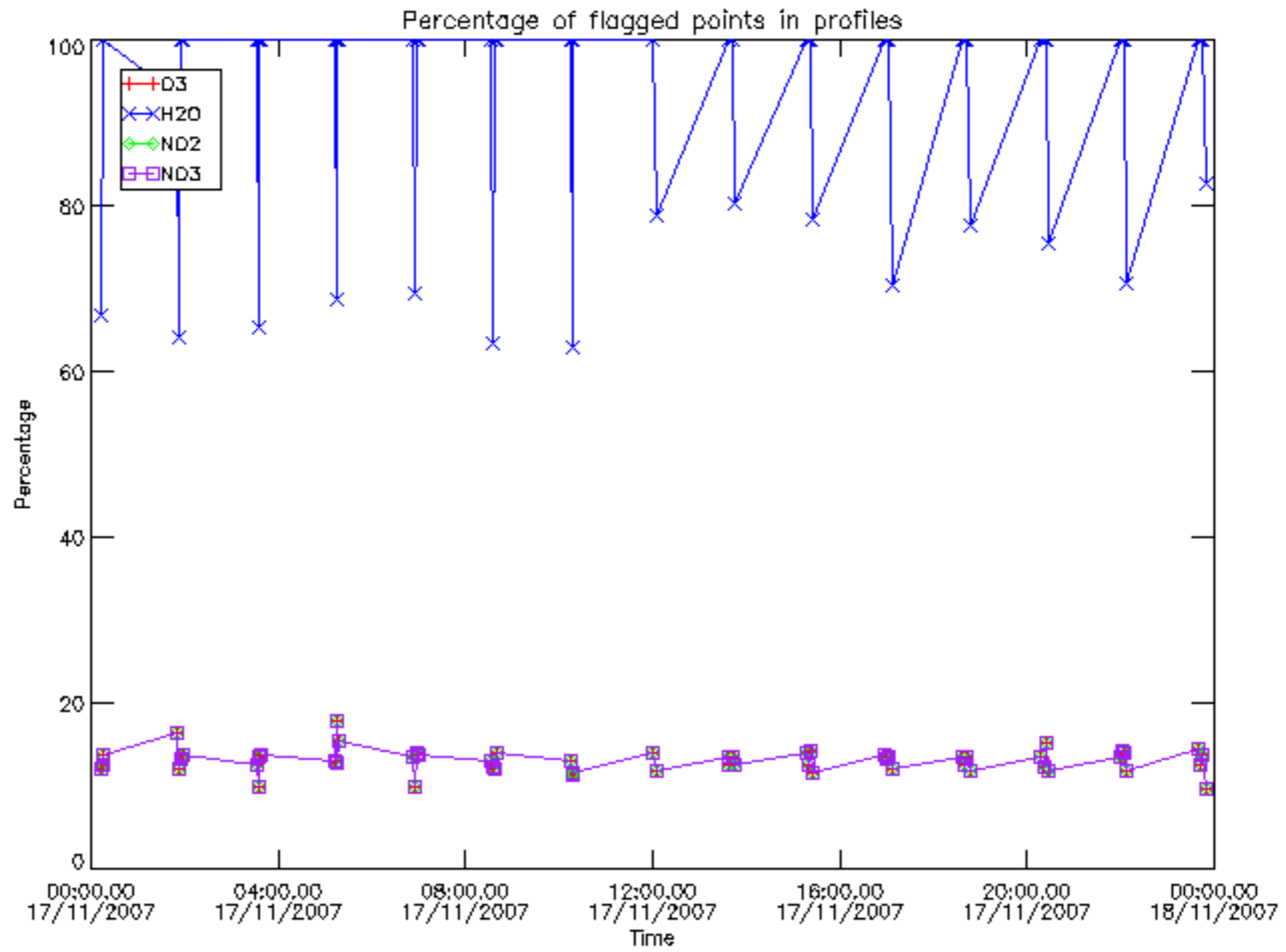
The colorbar represents the latitude.



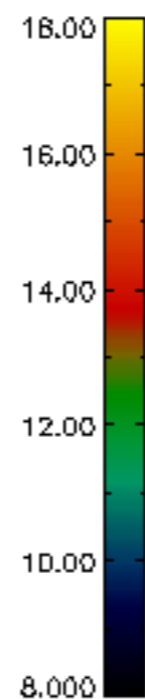
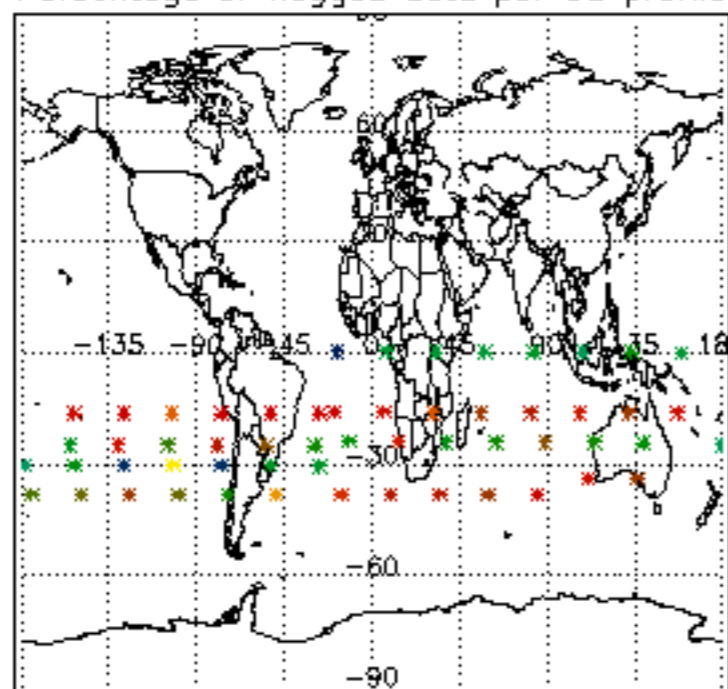
6. Auxiliary Data Files used for the production reported in section 2

The number reported in the third column indicates since which file (see list in section 2) the corresponding auxiliary file has been used. The fourth column is the date of those product files.

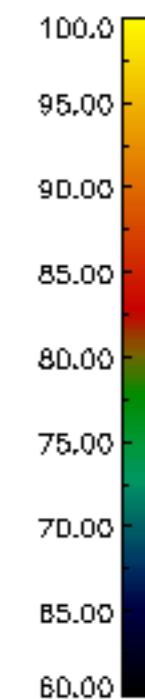
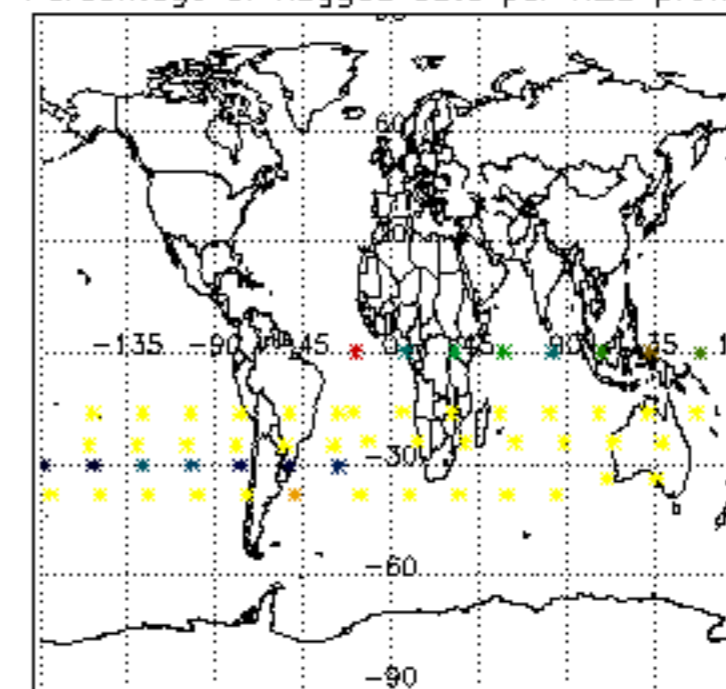
| Type | Auxiliary Filename | Used since product | Used since product date |
|---------------------------|---|--------------------|-------------------------|
| INST_PHYS_CHARACTERISTICS | GOM_INS_AXVIEC20091111_143220_20030716_120000_20500101_000000 | 1 | 17-NOV-2007 00:02:51 |
| LEVEL-2_PROC_CONFIG | GOM_PR2_AXVIEC20091111_152718_20020301_000000_20500101_000000 | 1 | 17-NOV-2007 00:02:51 |
| CROSS_SECTIONS_FILE | GOM_CRS_AXVIEC20091111_154832_20020301_000000_20500101_000000 | 1 | 17-NOV-2007 00:02:51 |



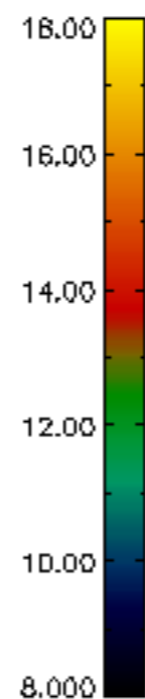
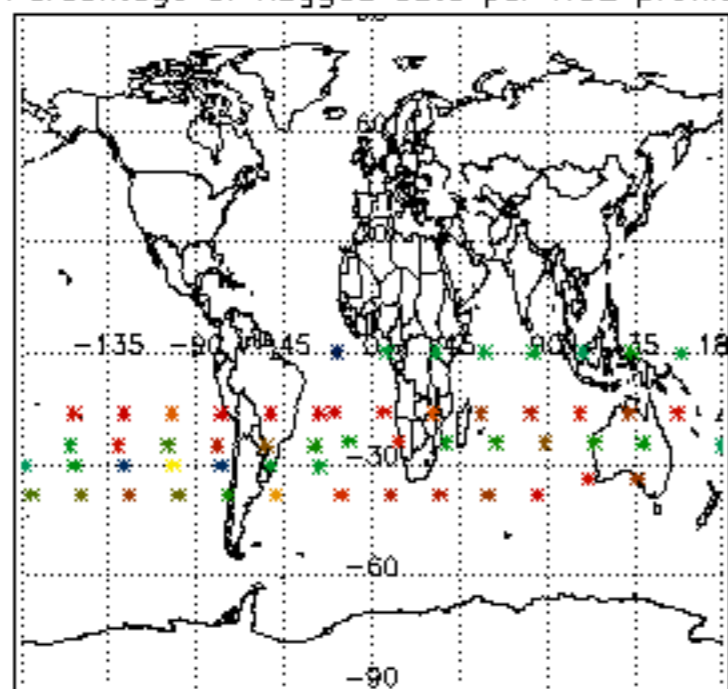
Percentage of flagged data per D3 profile



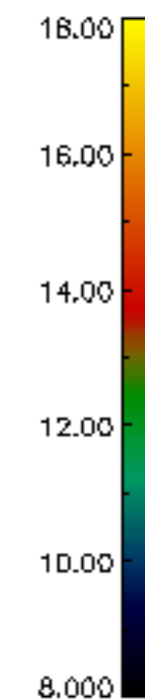
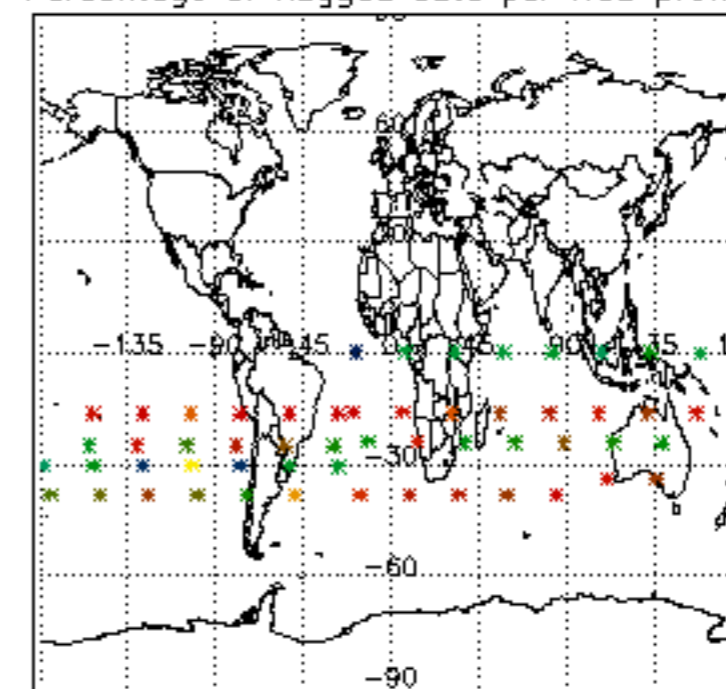
Percentage of flagged data per H2O profile

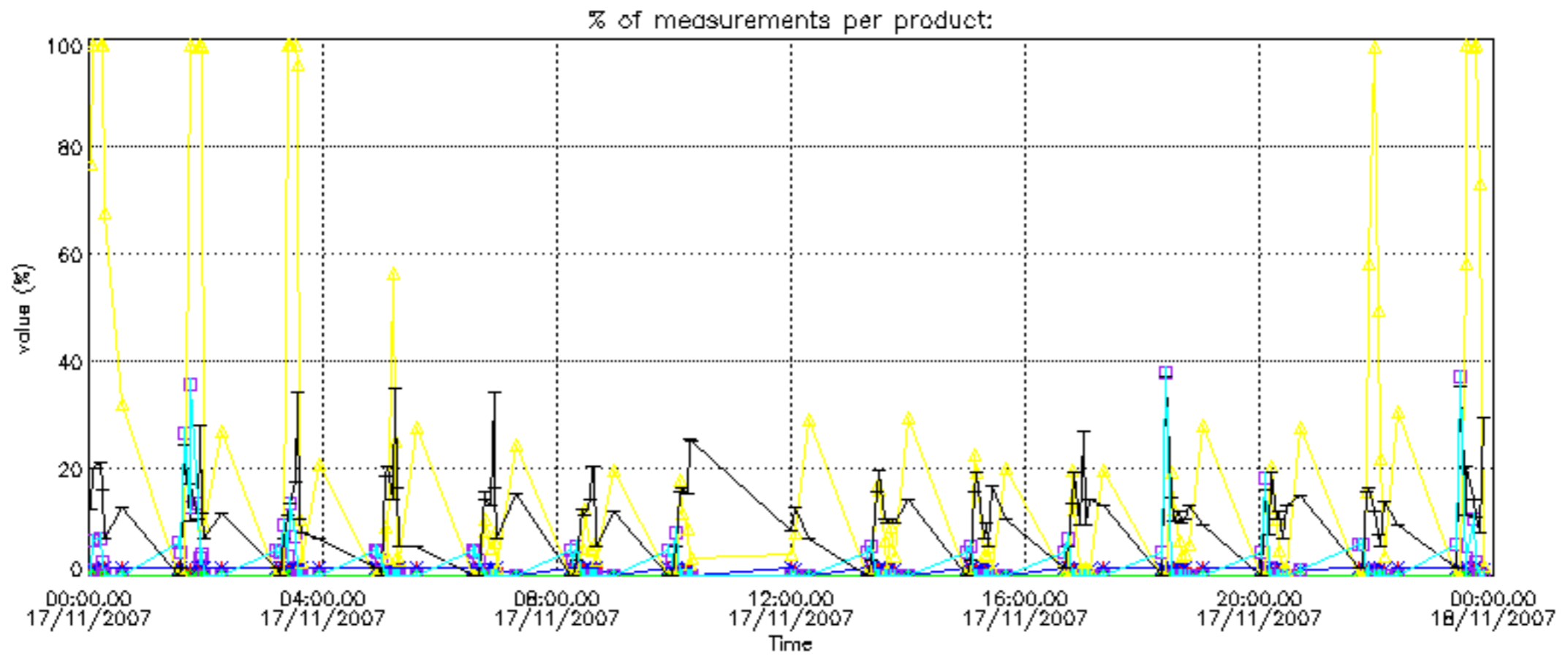
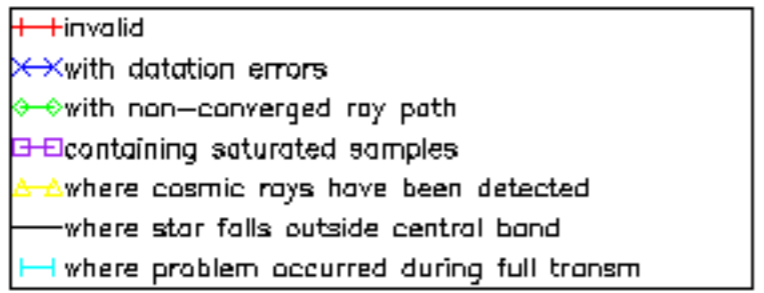


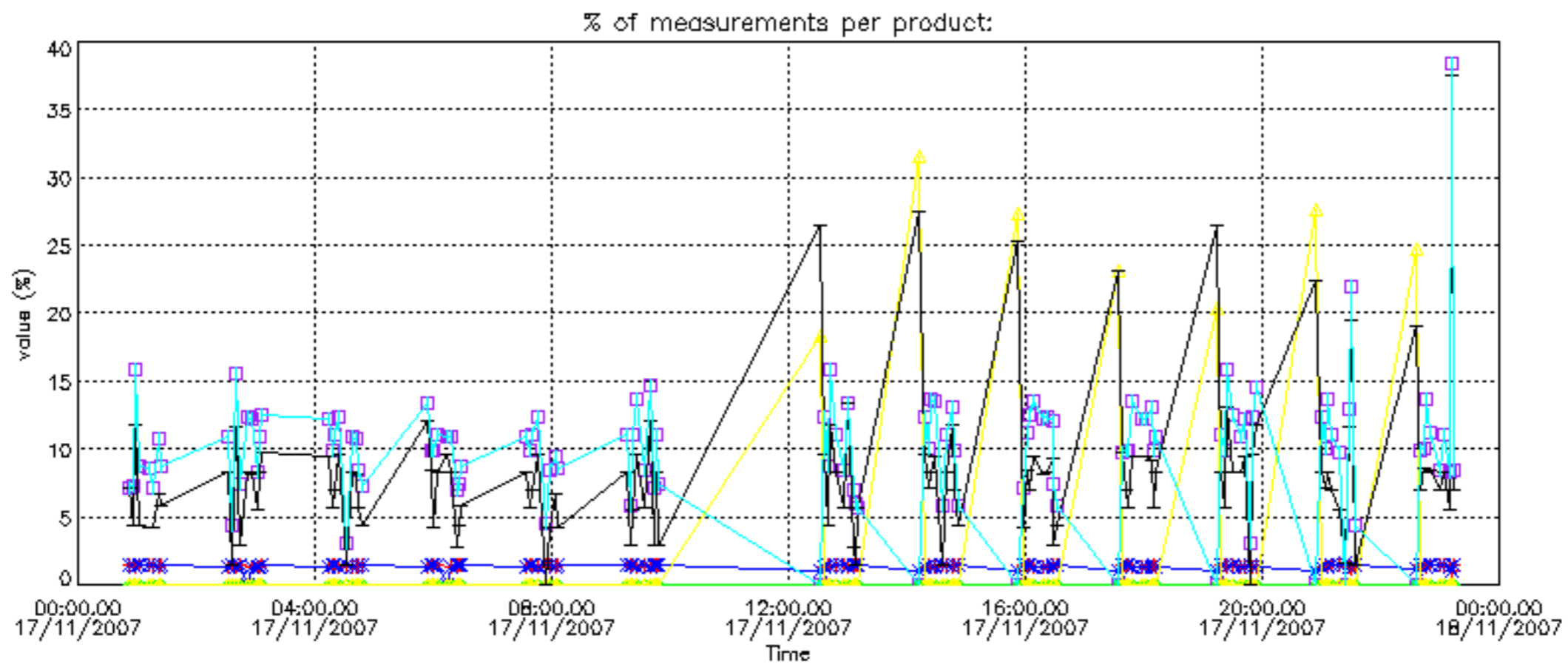
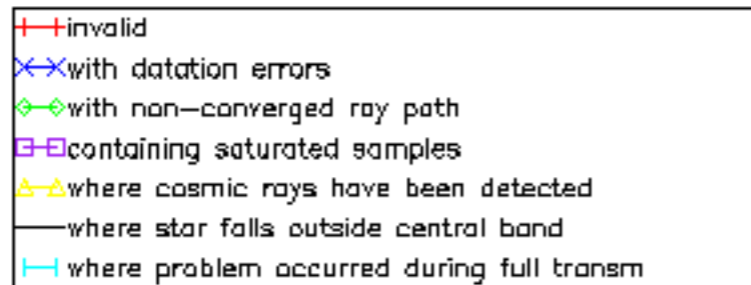
Percentage of flagged data per NO2 profile



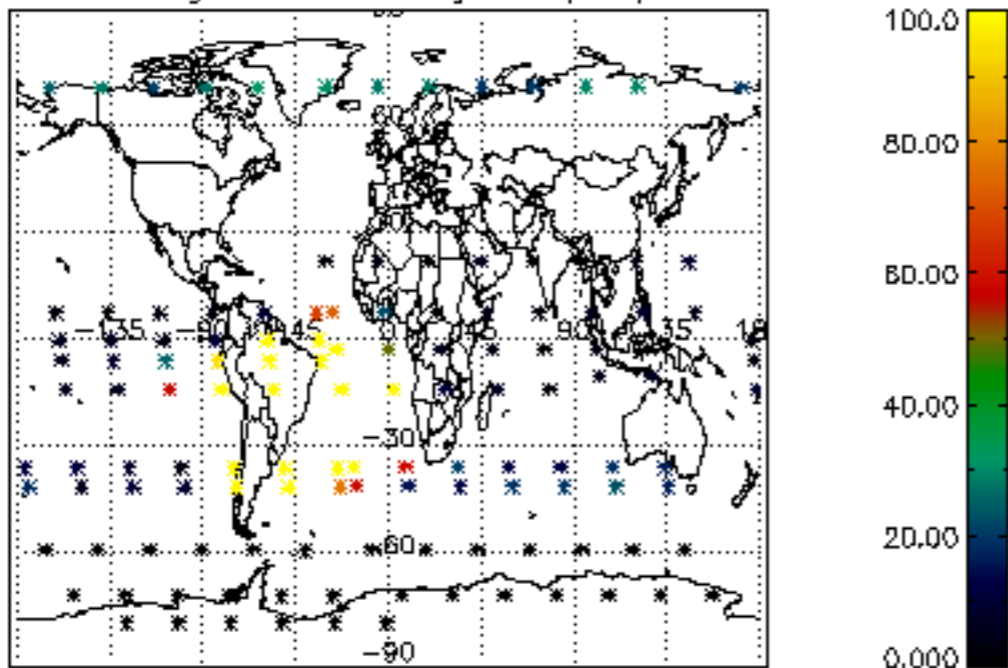
Percentage of flagged data per NO3 profile



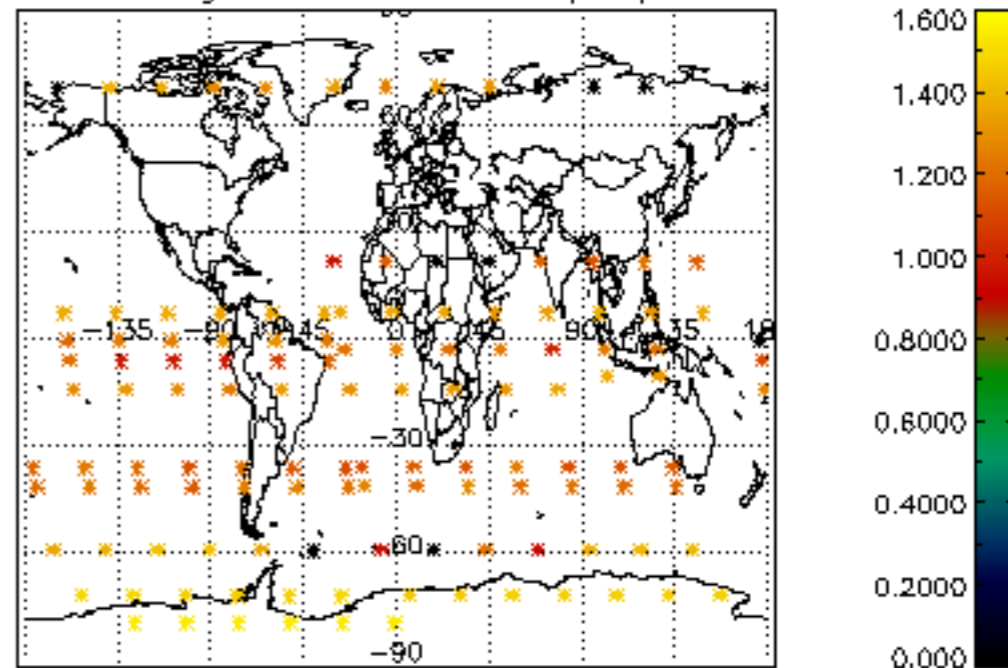




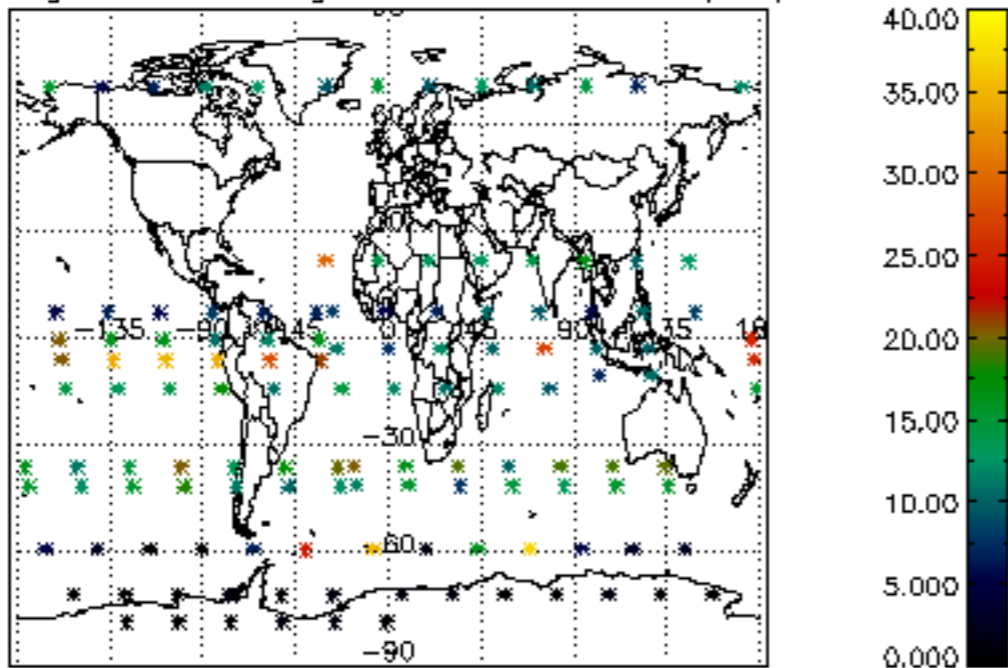
Percentage of cosmic ray hits per profile



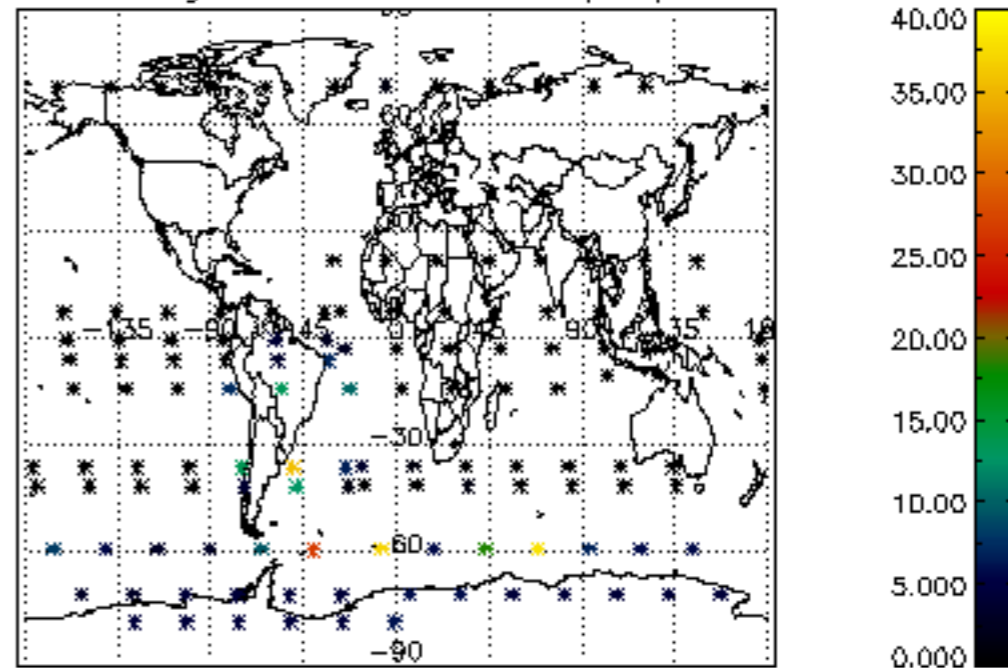
Percentage of datation errors per profile



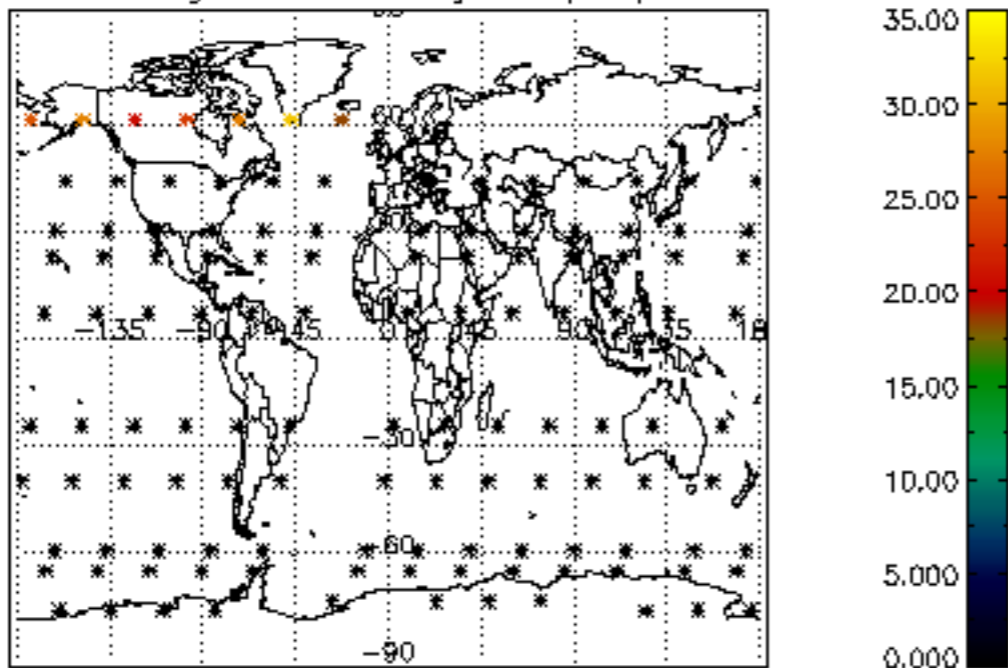
Percentage of star falling outside central band per profile



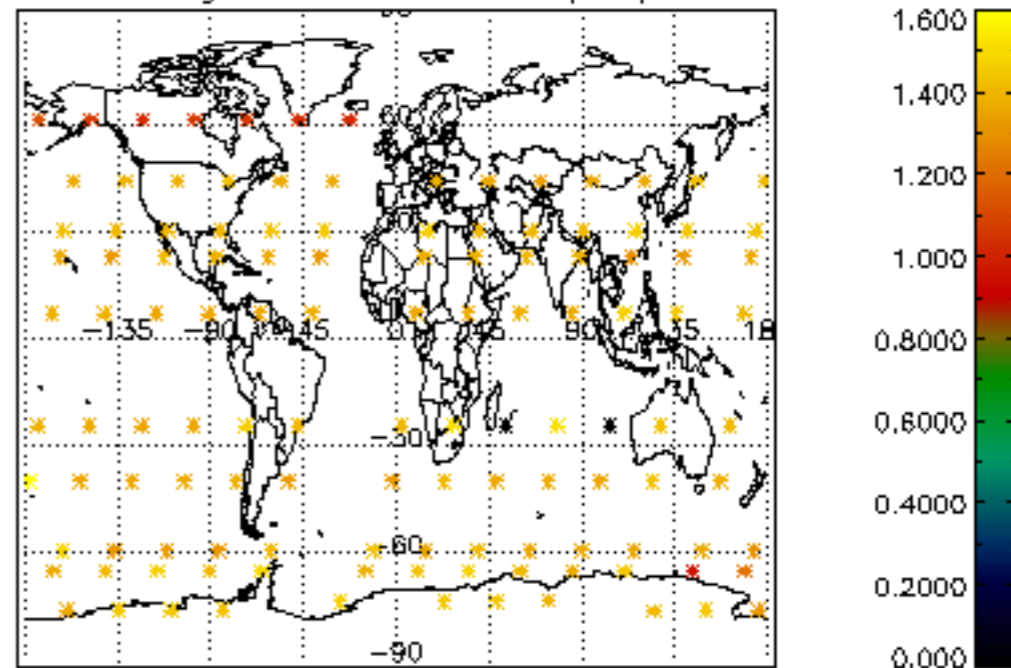
Percentage of saturation errors per profile



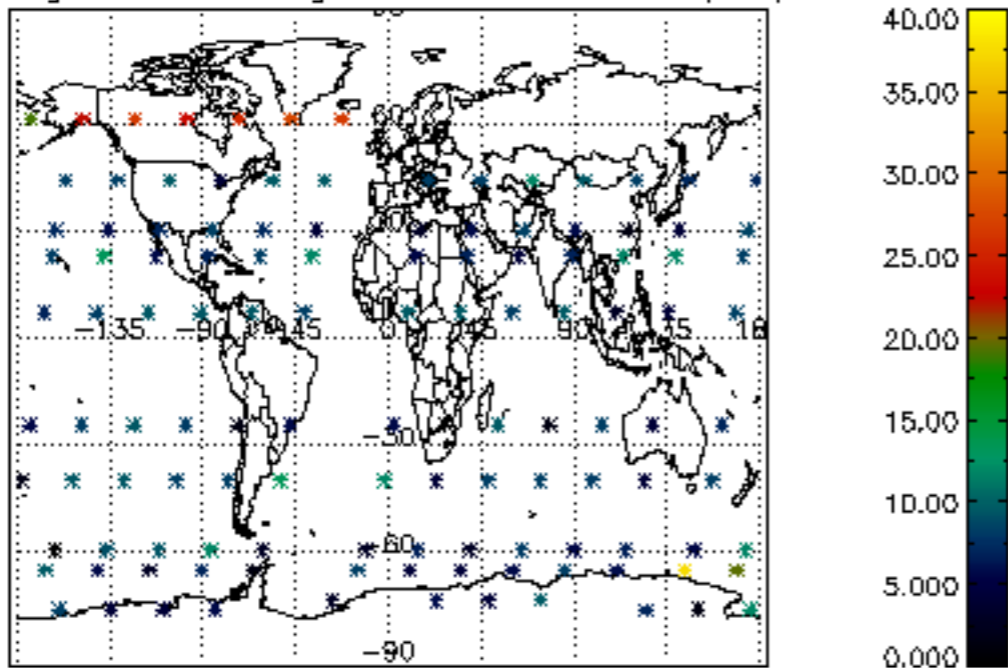
Percentage of cosmic ray hits per profile



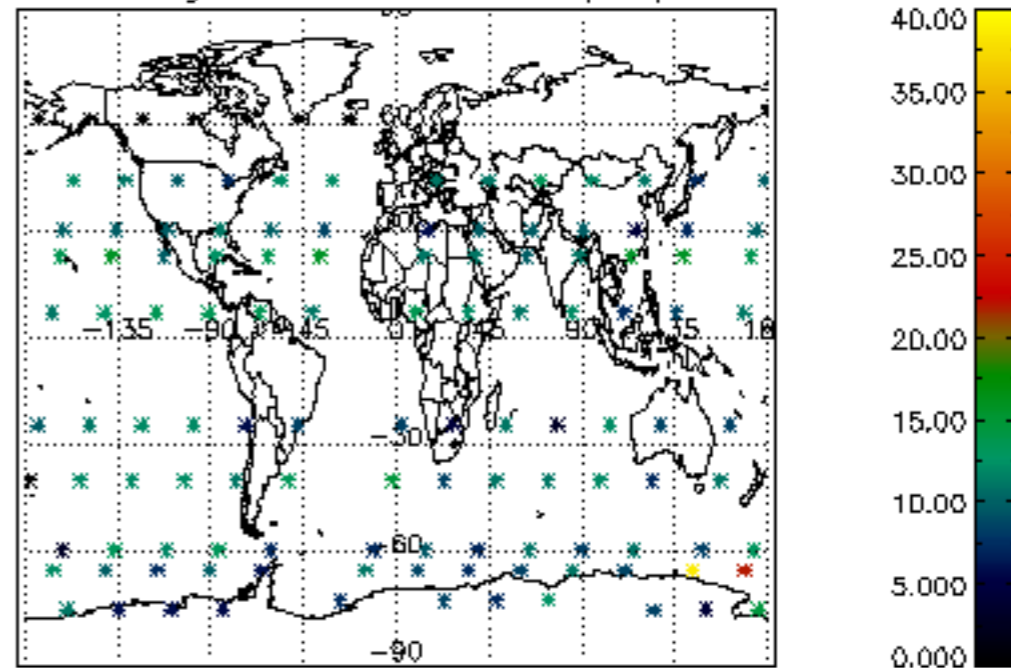
Percentage of datation errors per profile

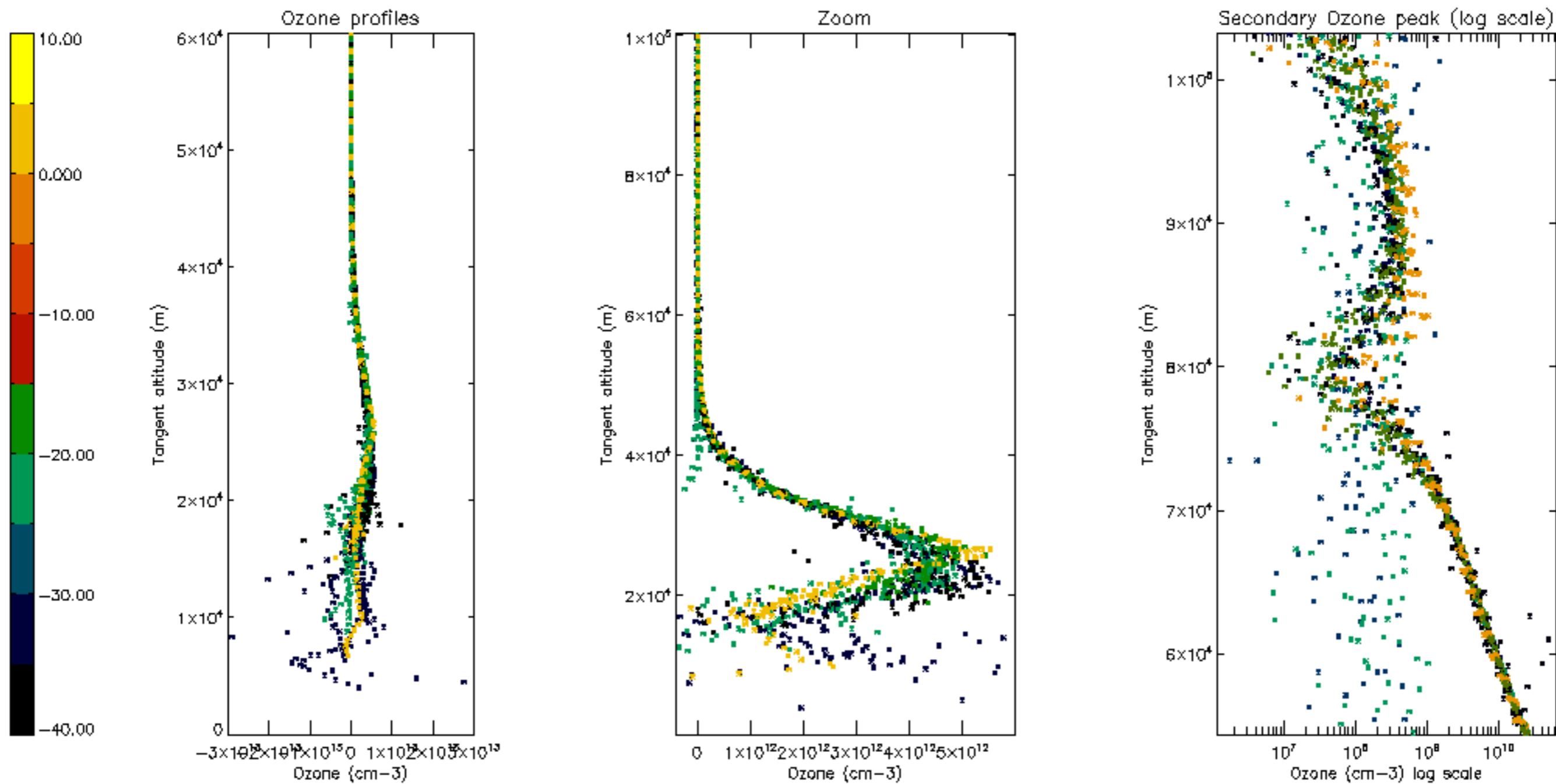


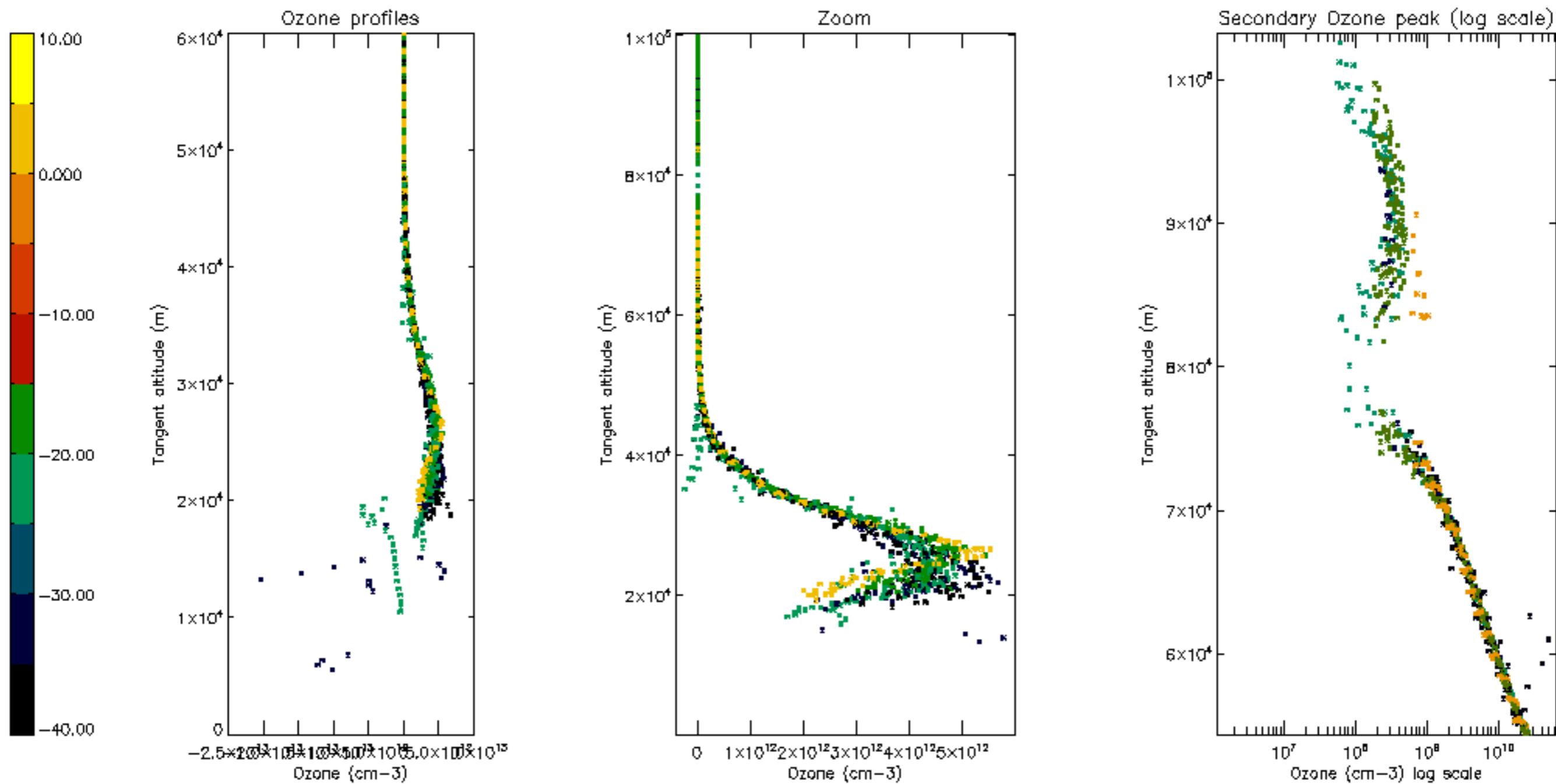
Percentage of star falling outside central band per profile

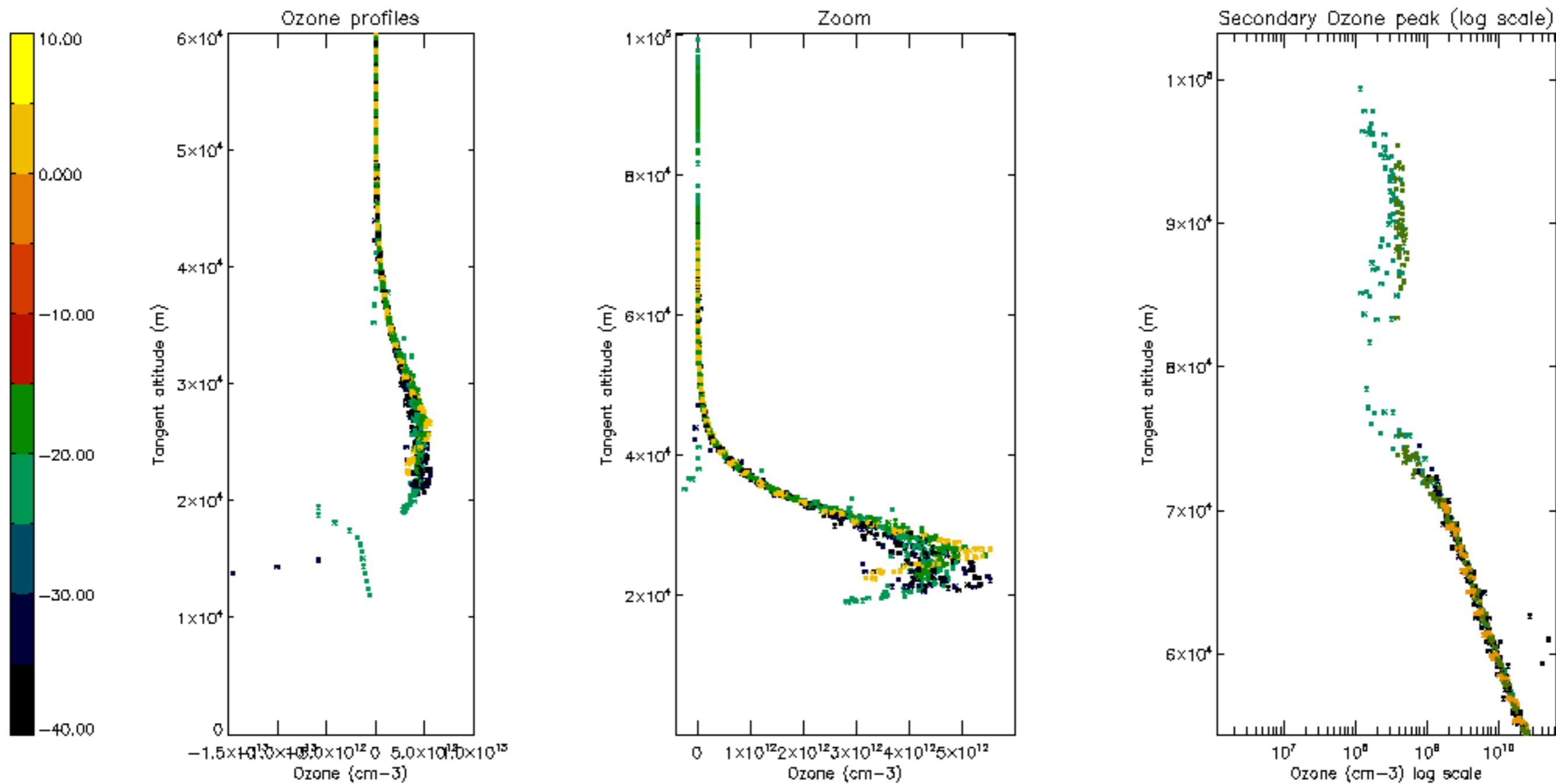


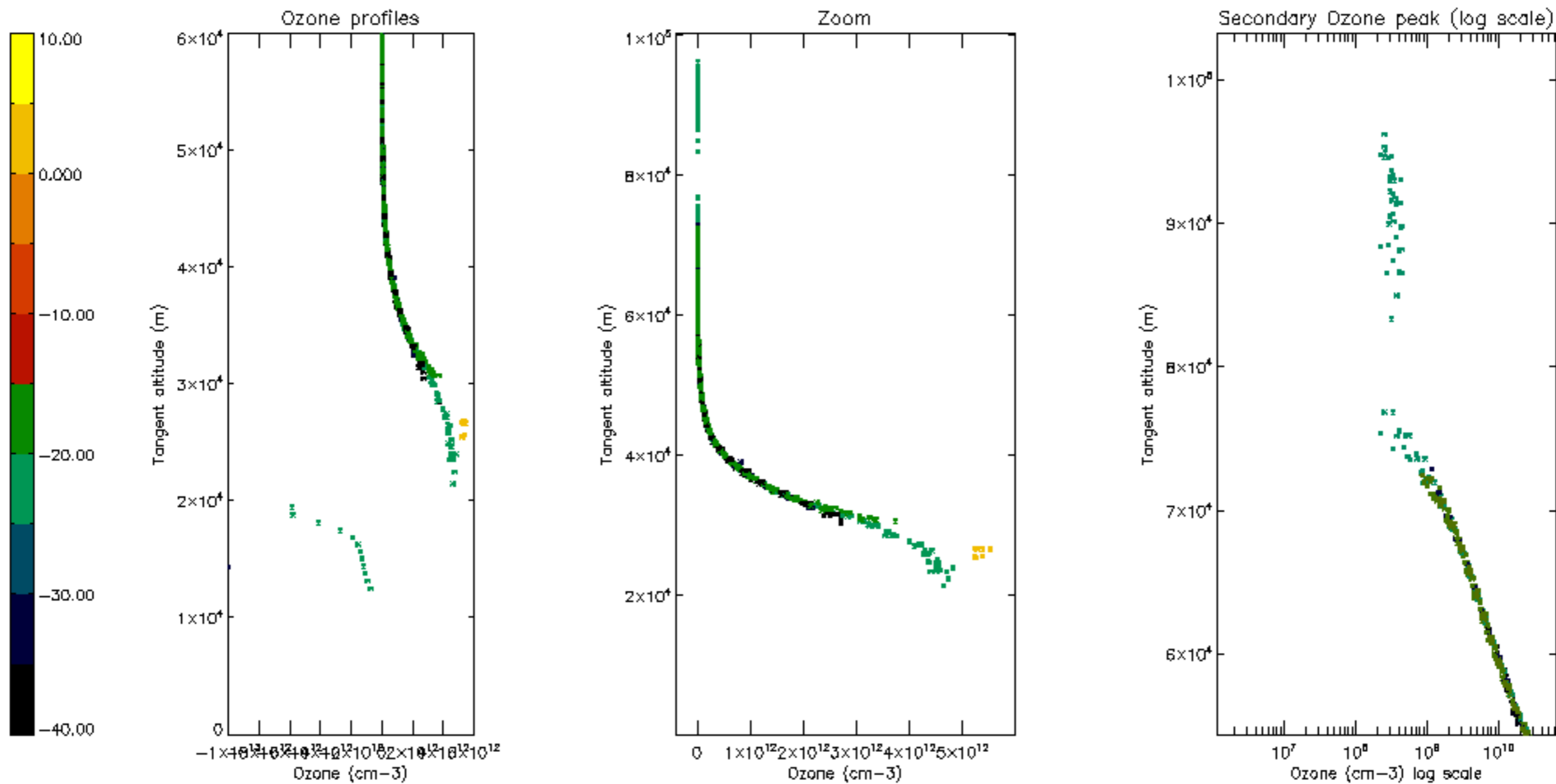
Percentage of saturation errors per profile

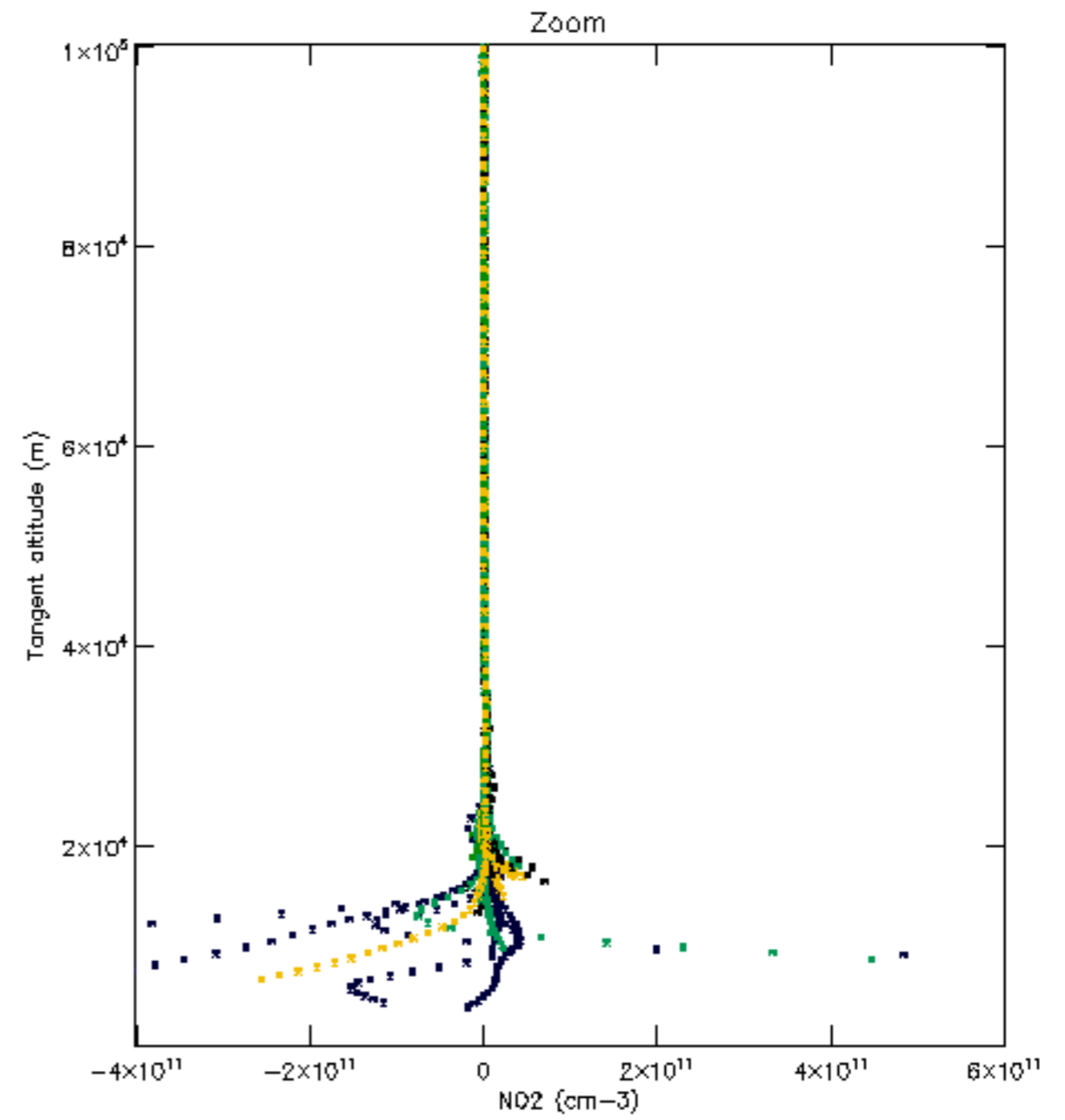
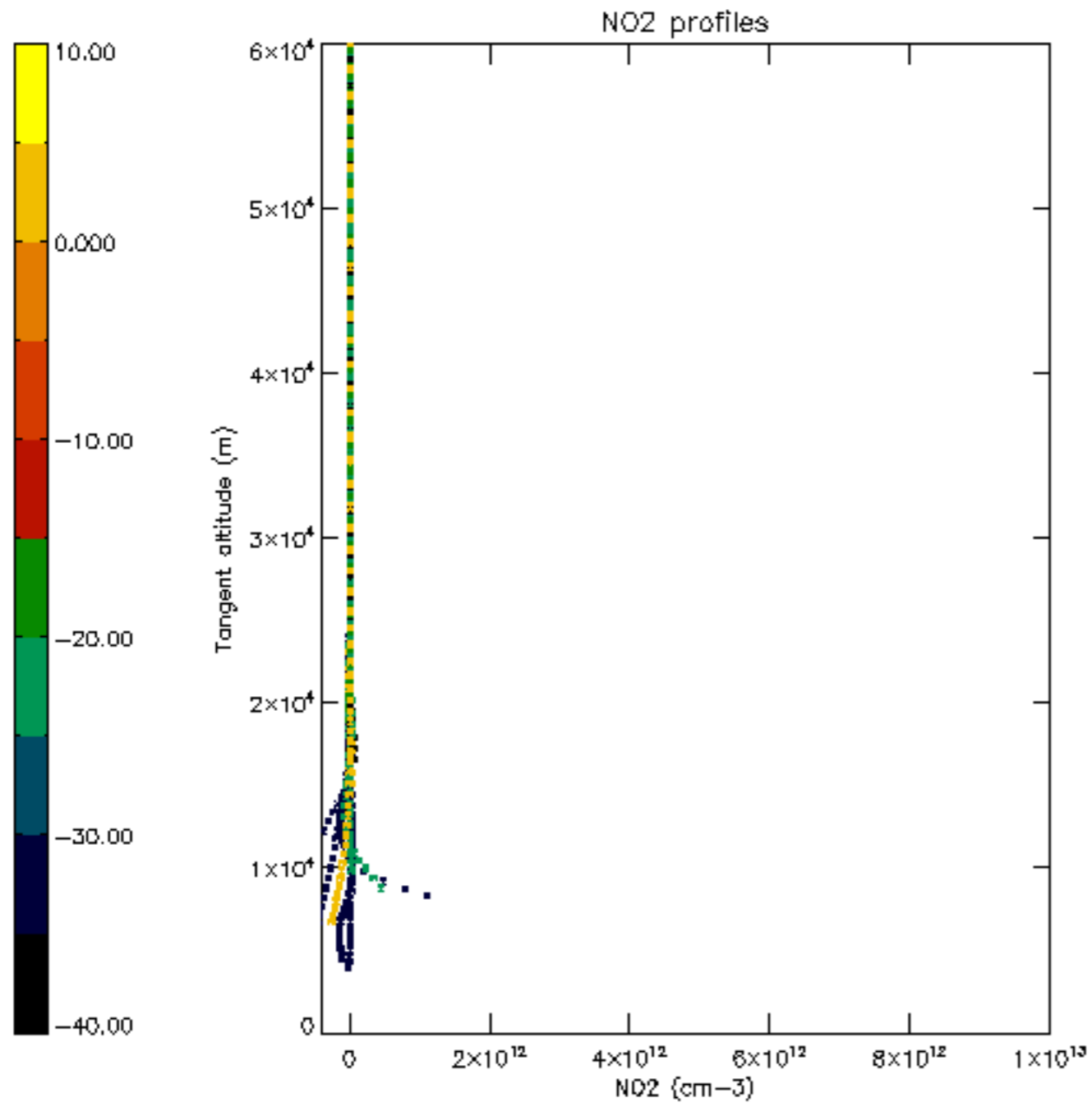


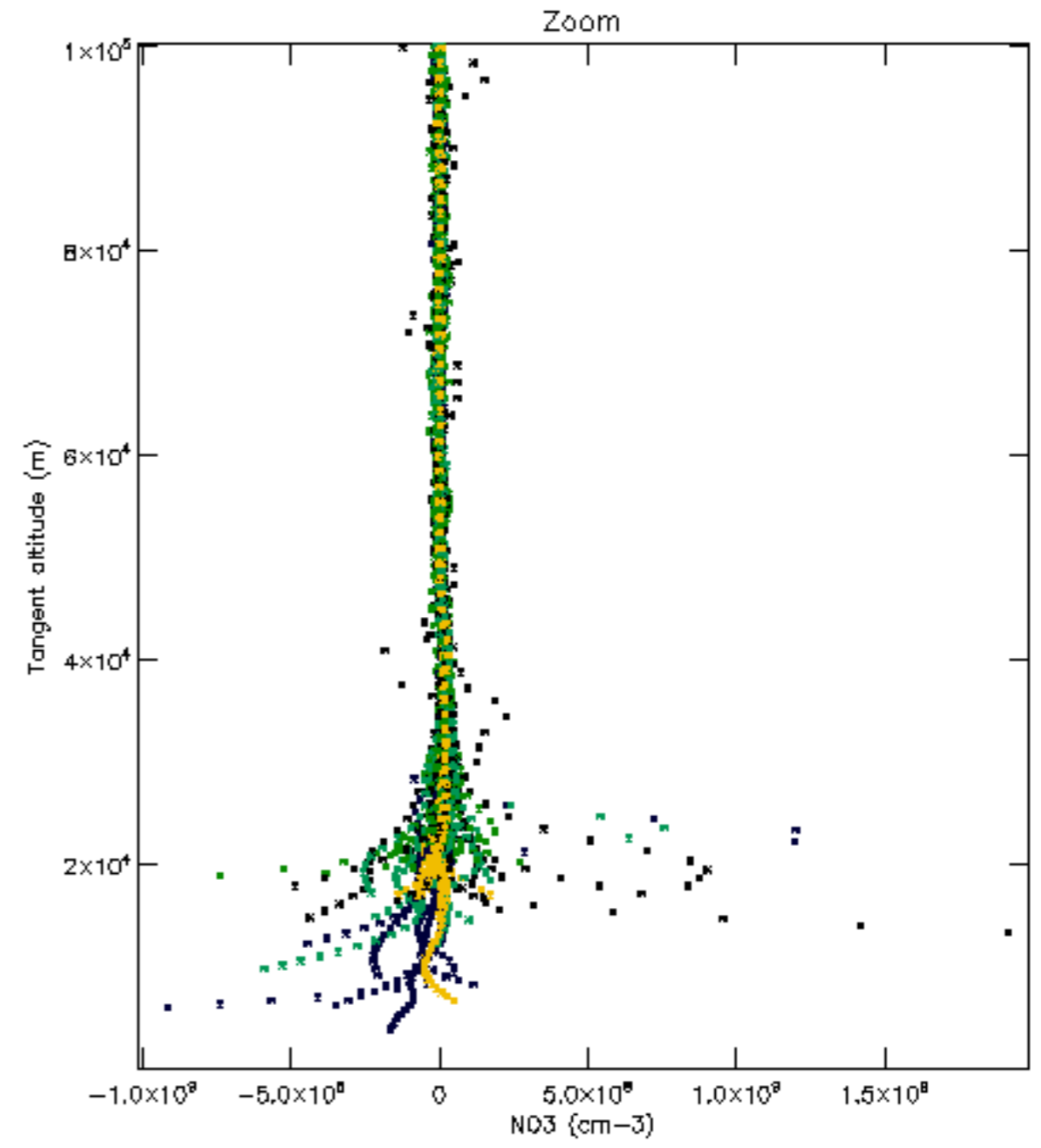
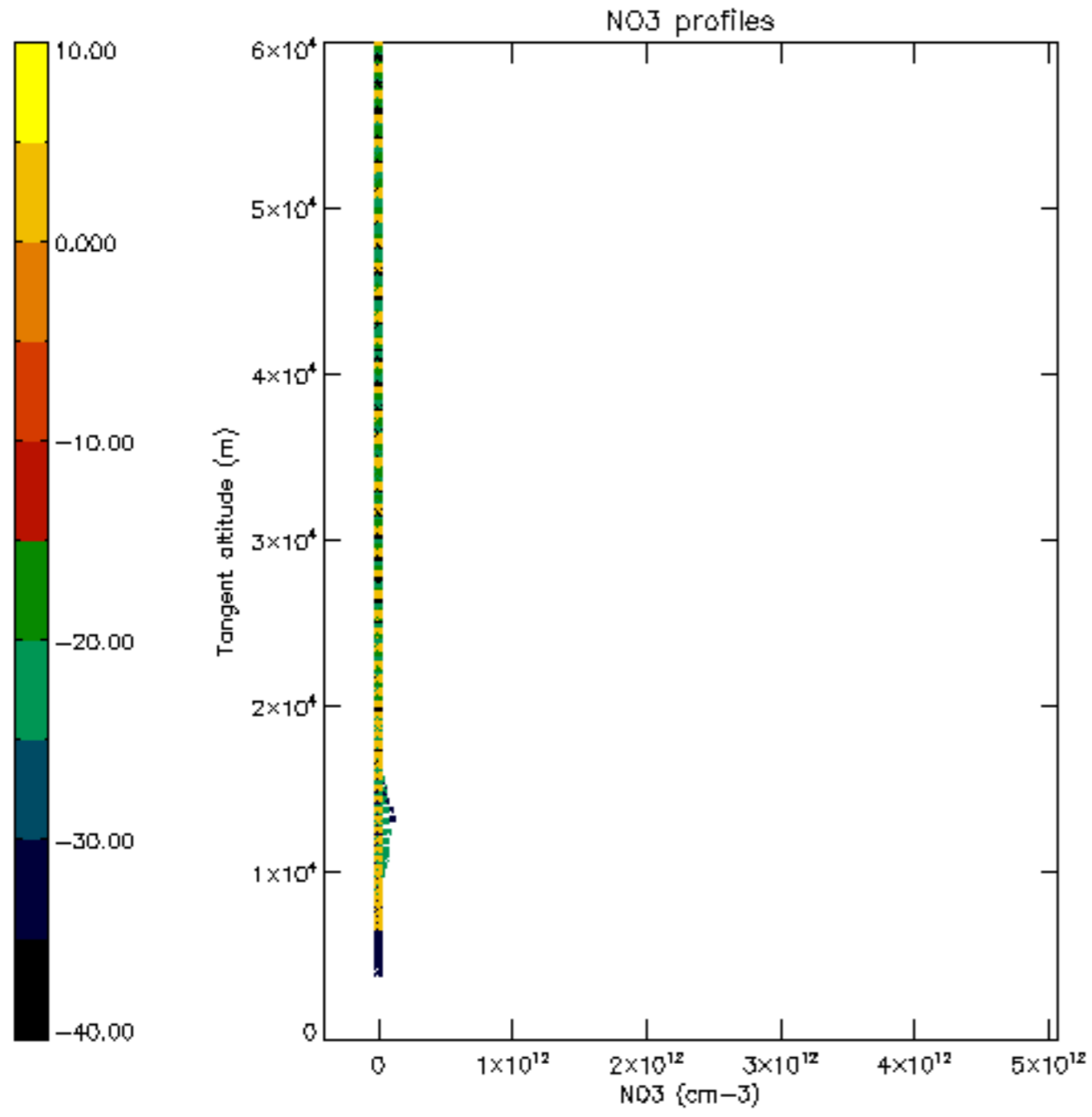


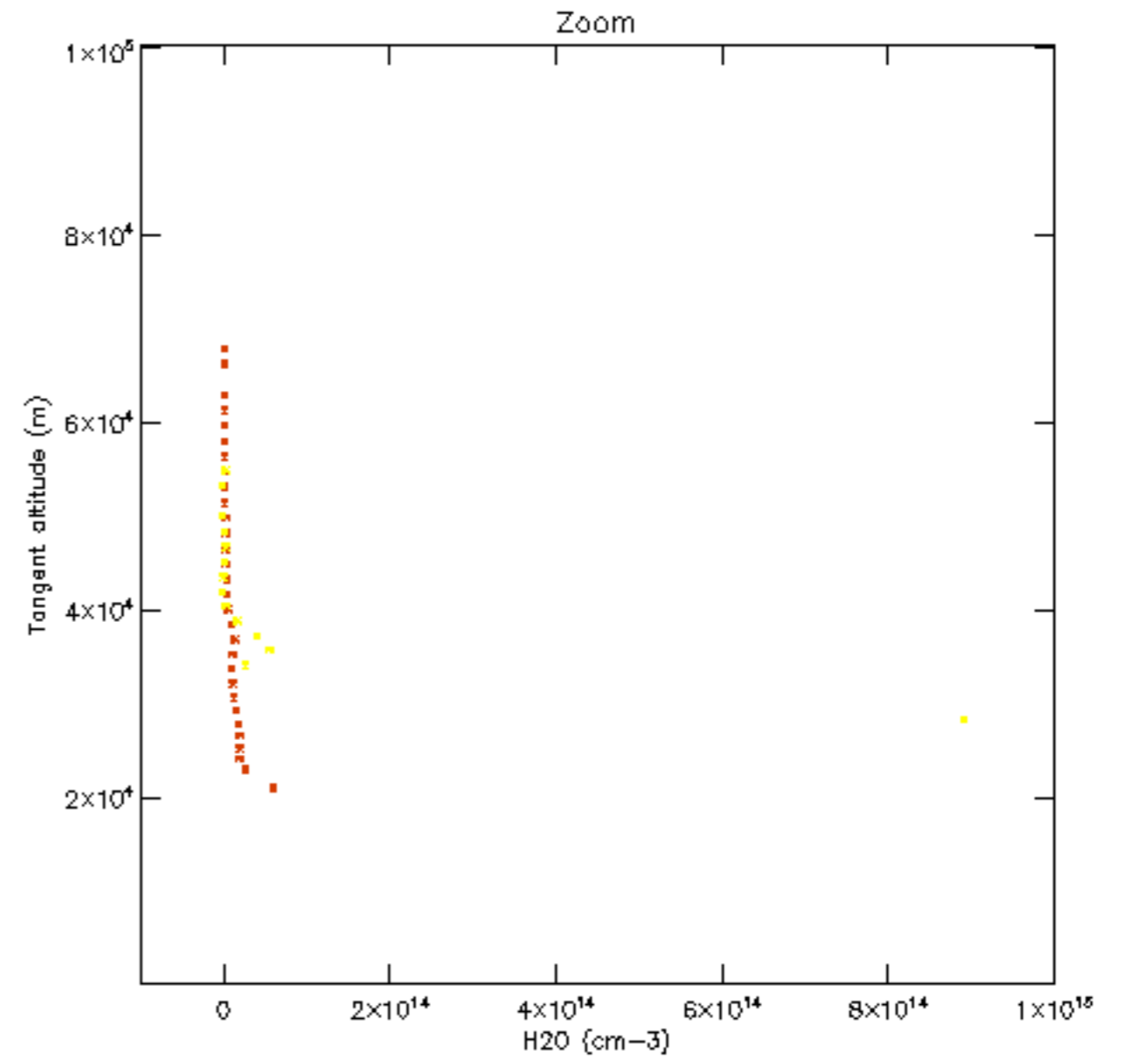
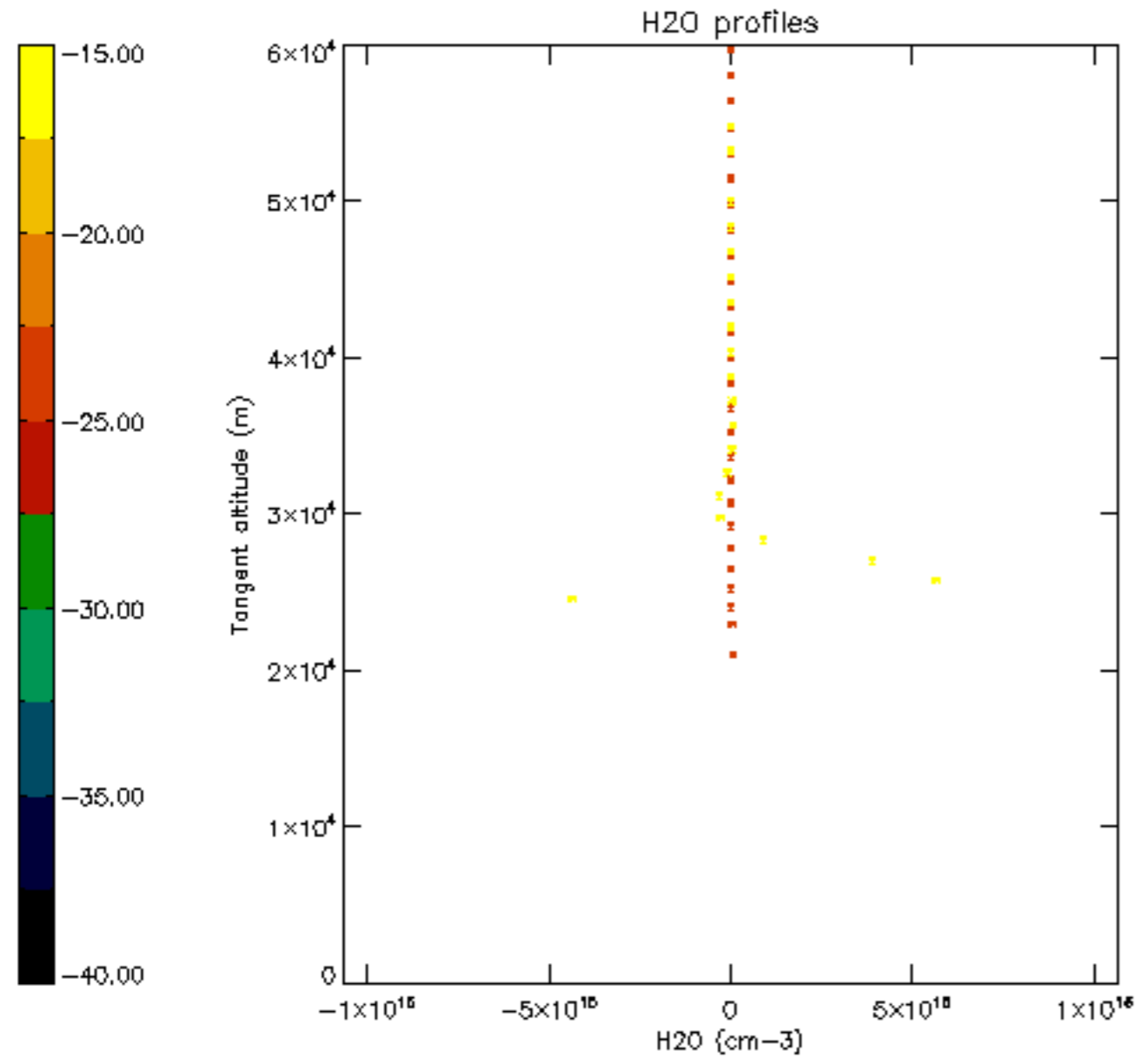


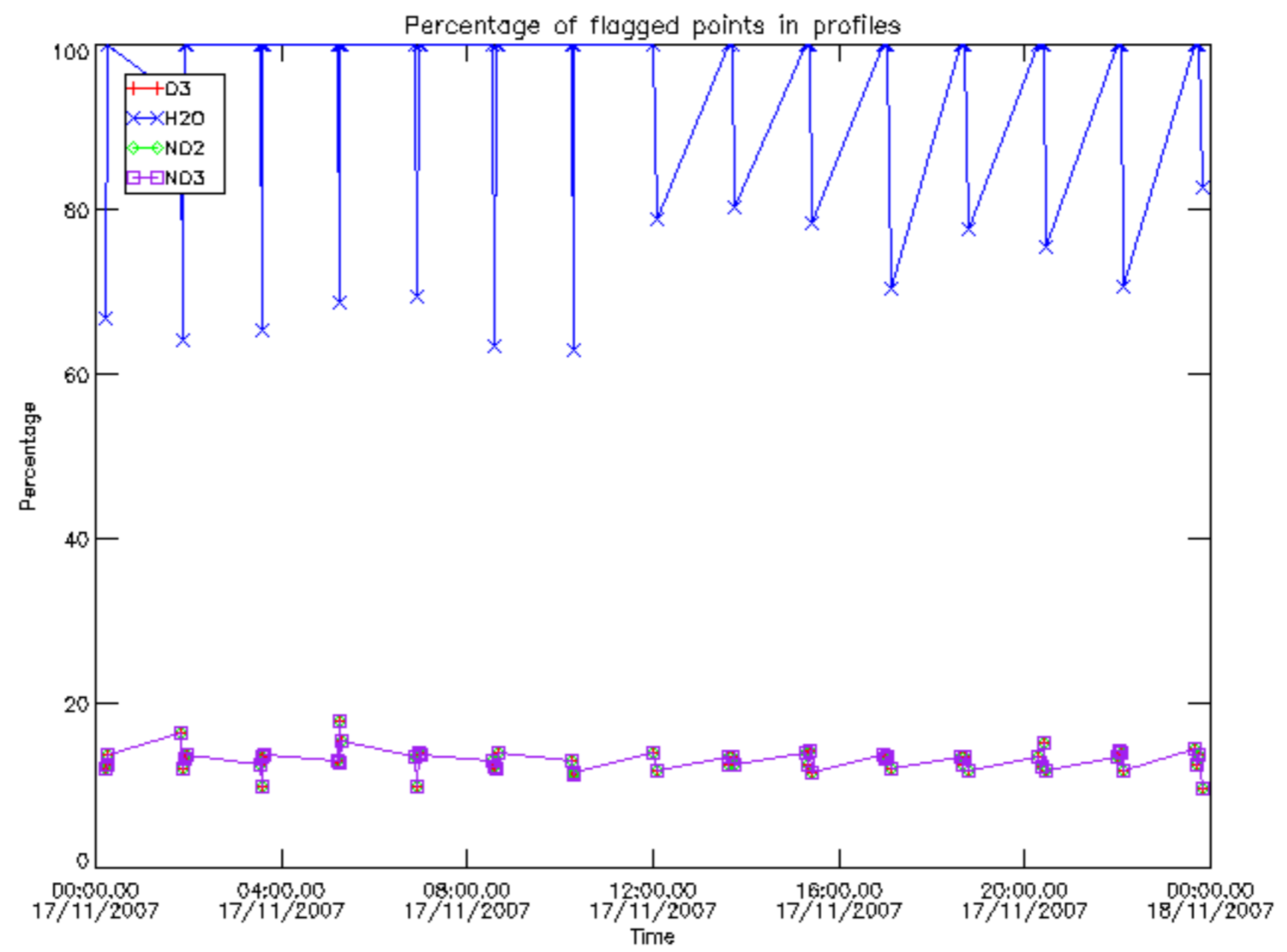




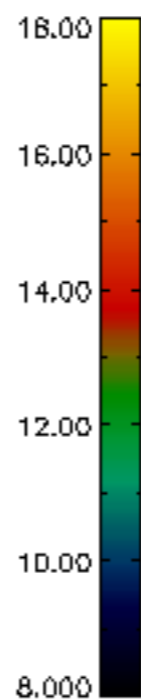
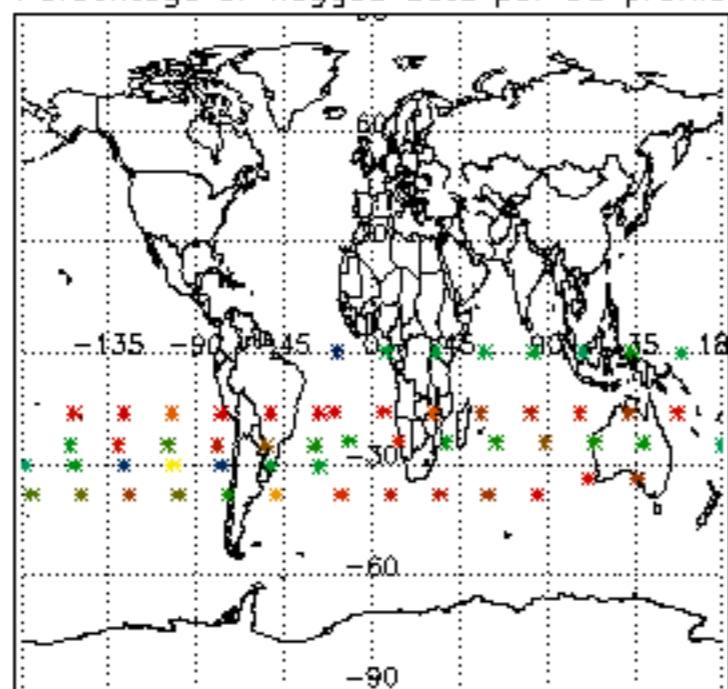




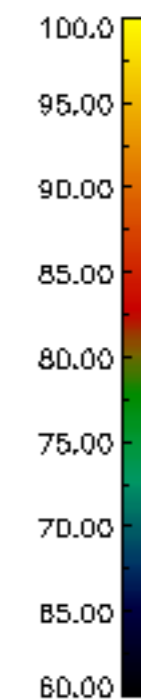
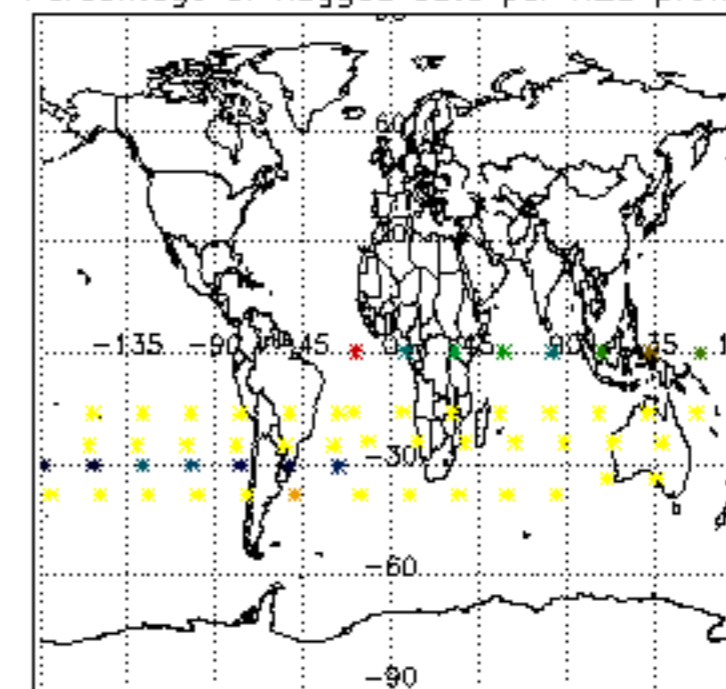




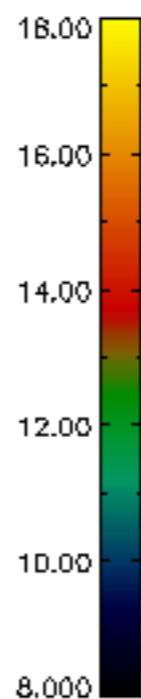
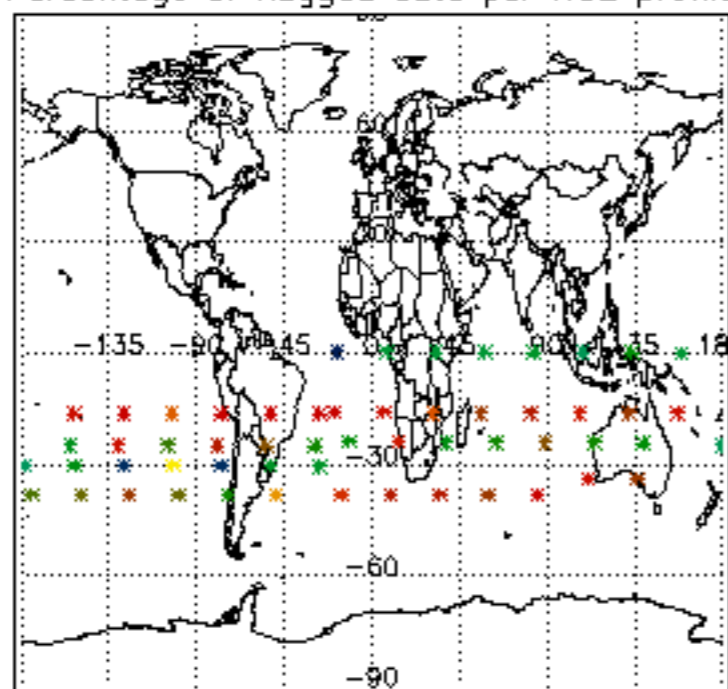
Percentage of flagged data per D3 profile



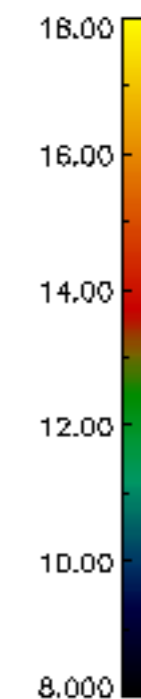
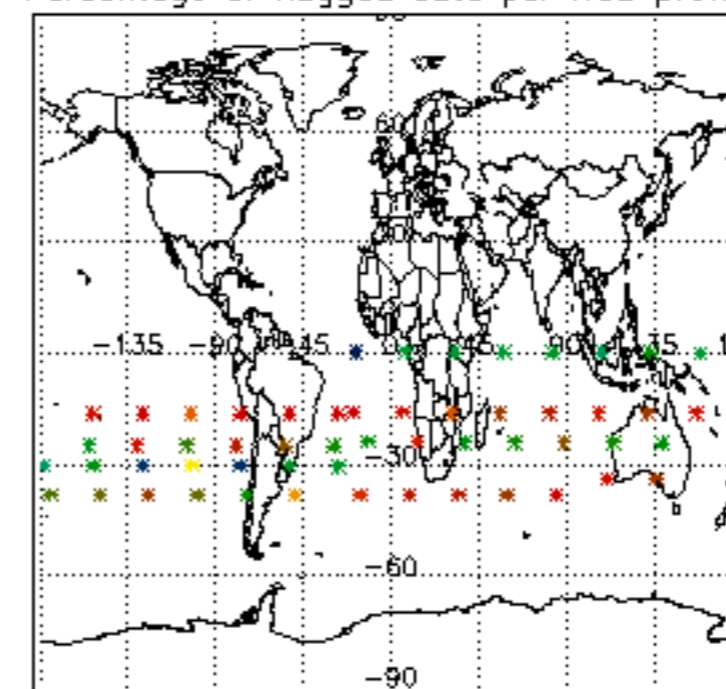
Percentage of flagged data per H2O profile

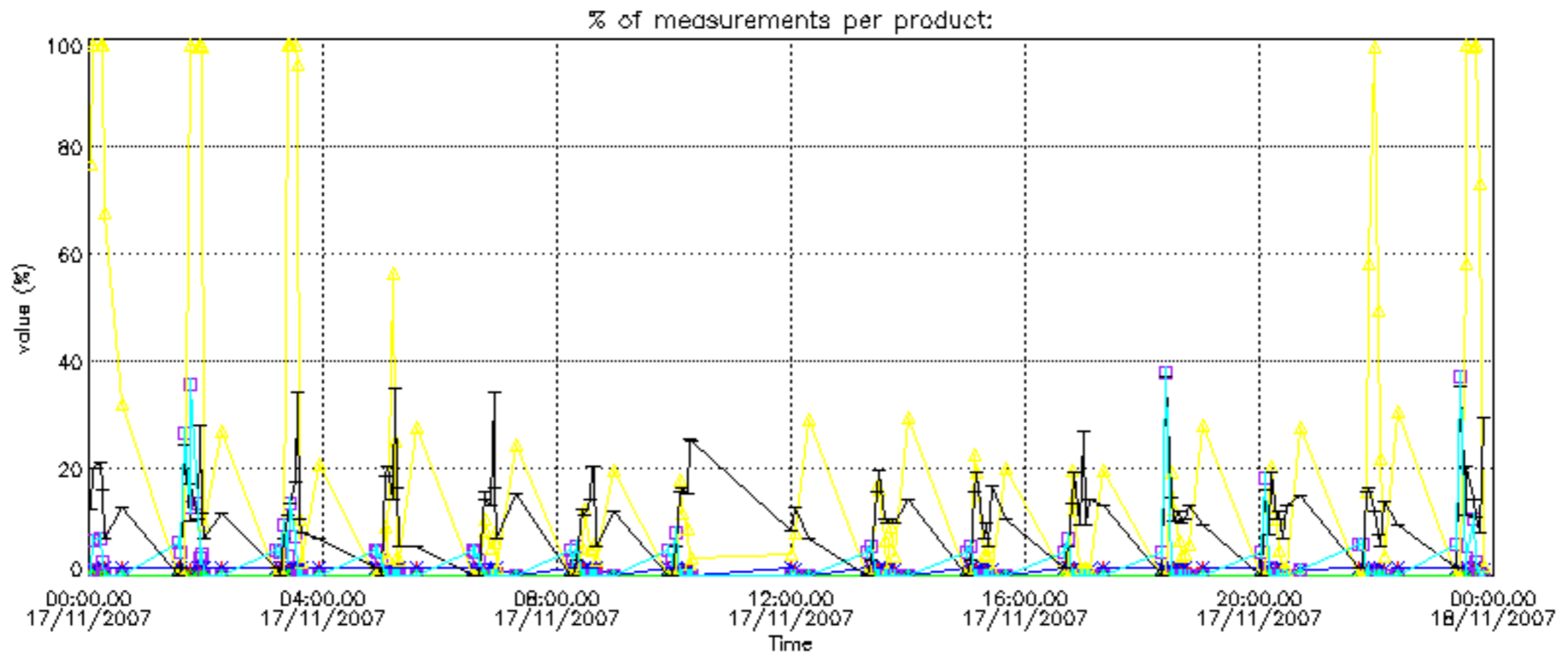
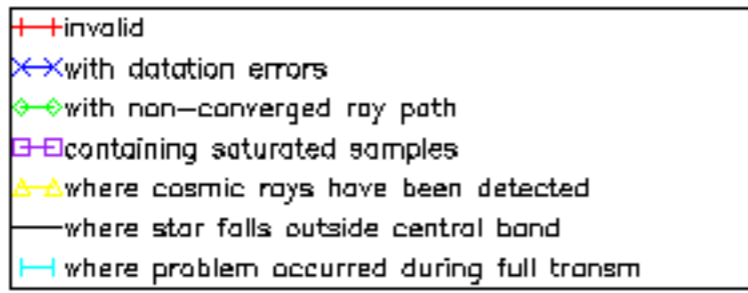


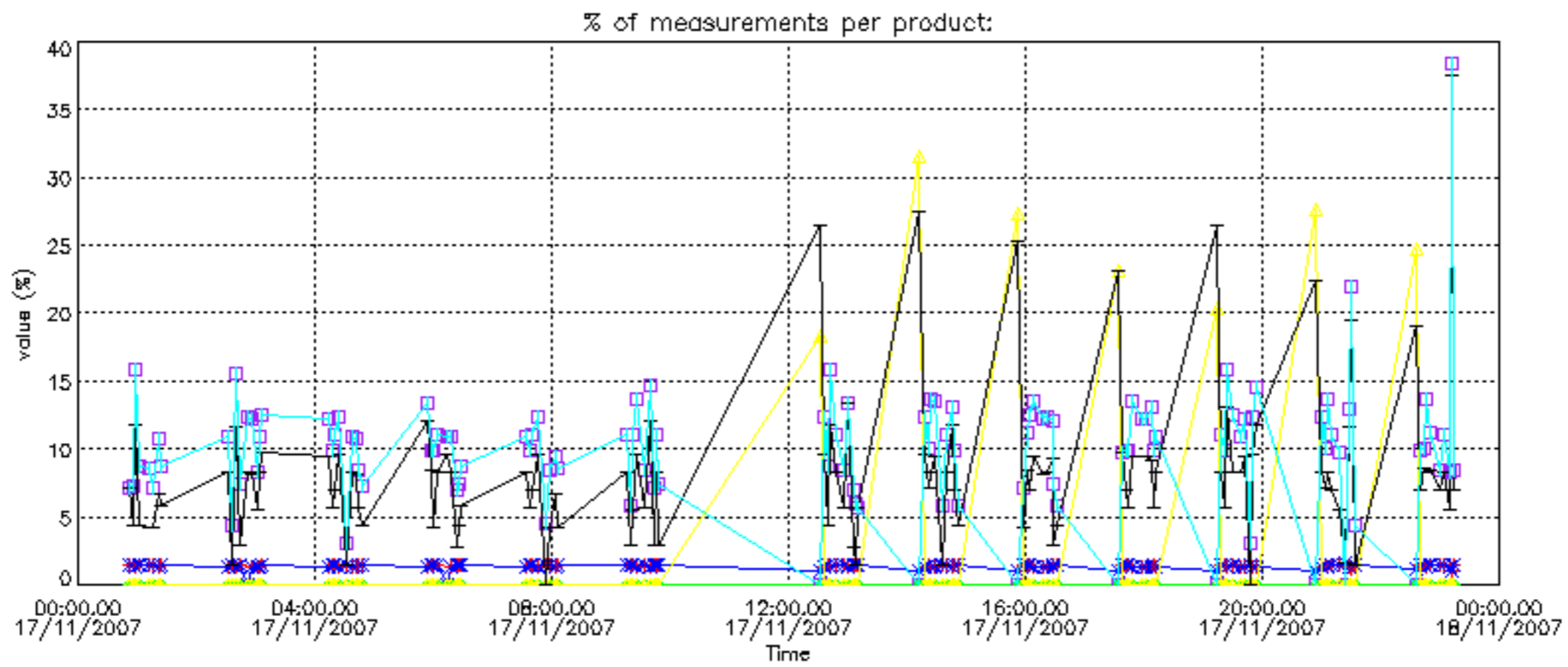
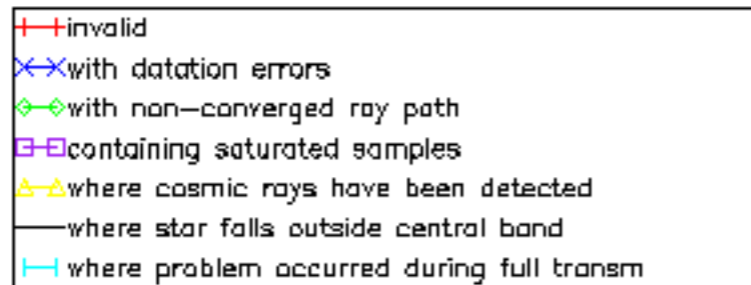
Percentage of flagged data per NO2 profile



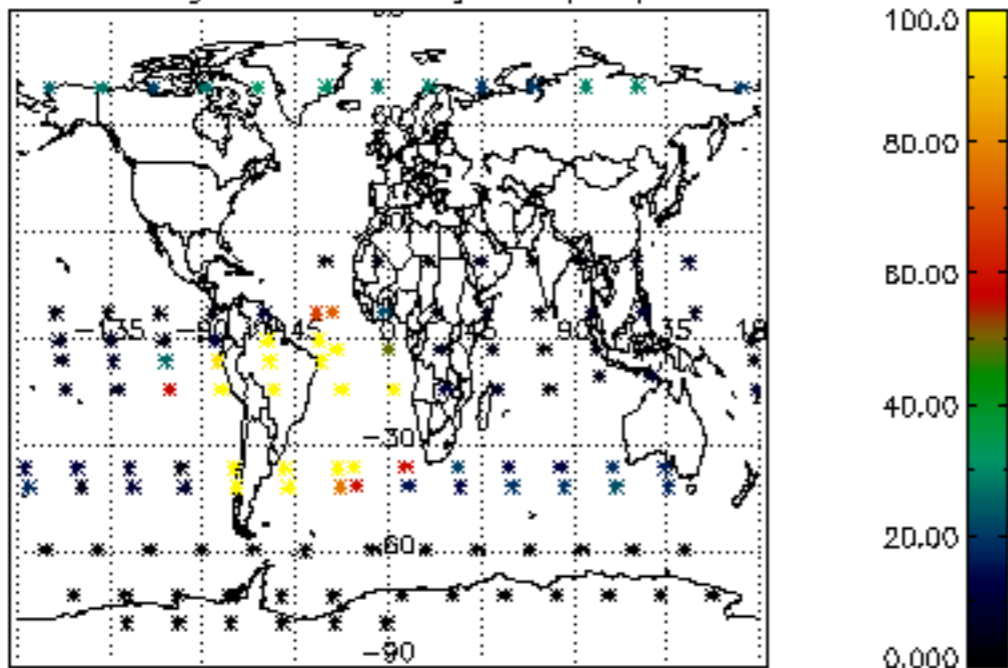
Percentage of flagged data per NO3 profile



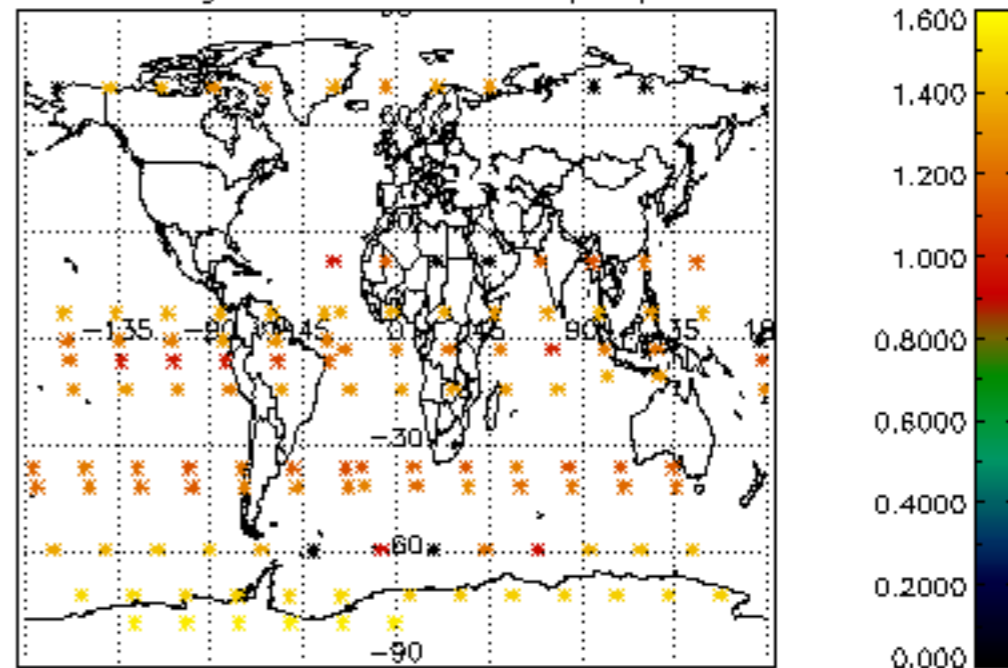




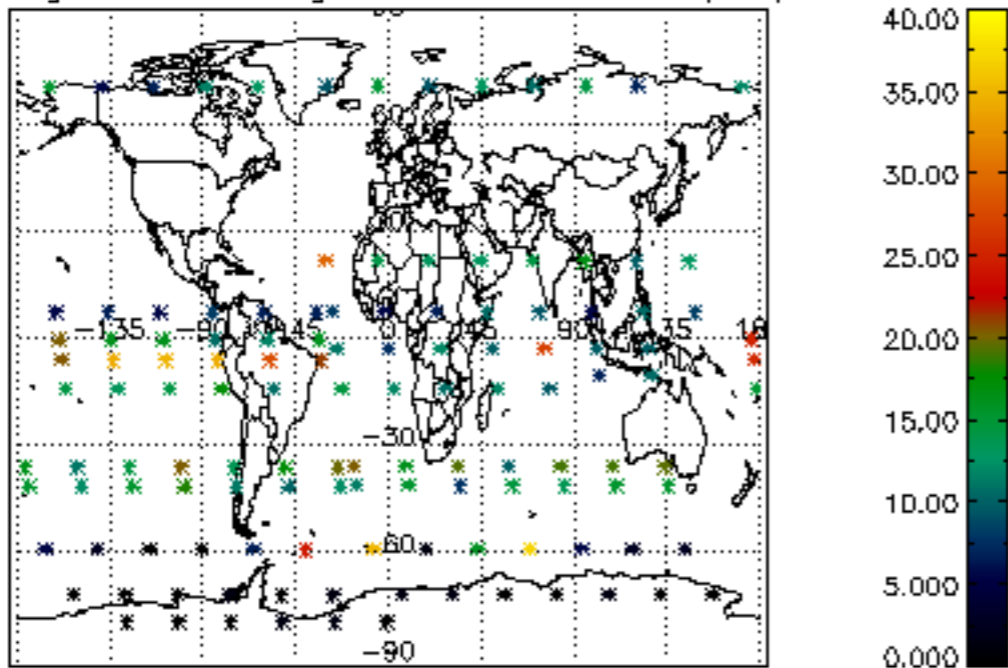
Percentage of cosmic ray hits per profile



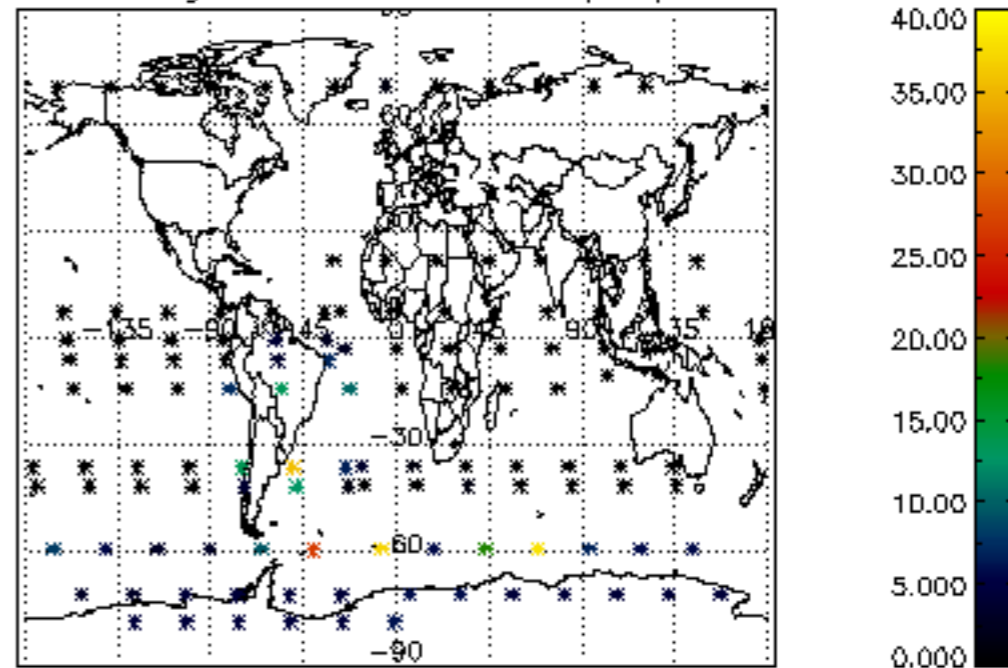
Percentage of datation errors per profile



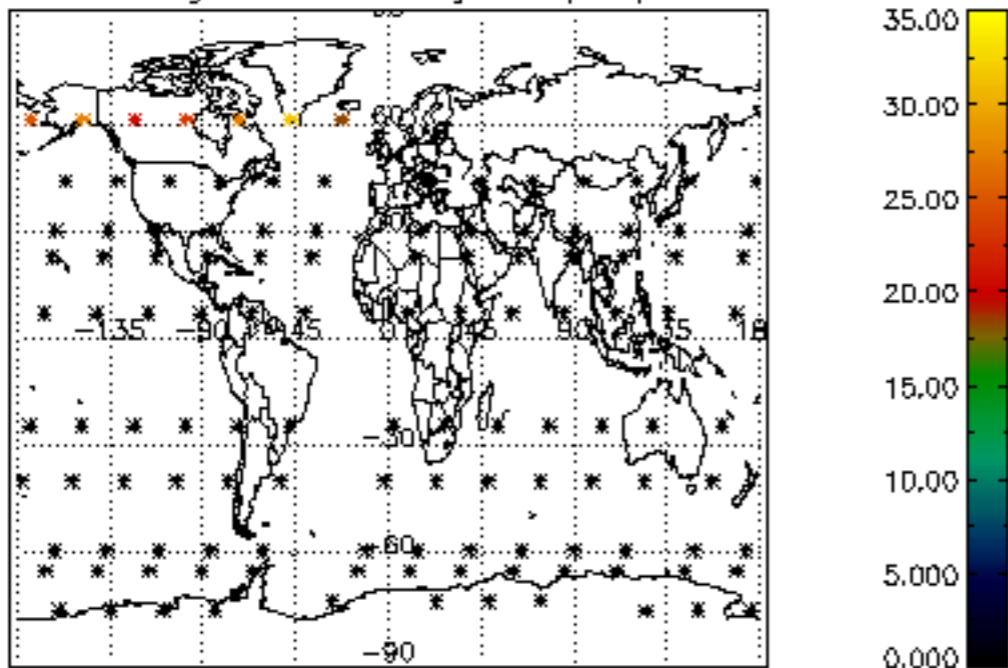
Percentage of star falling outside central band per profile



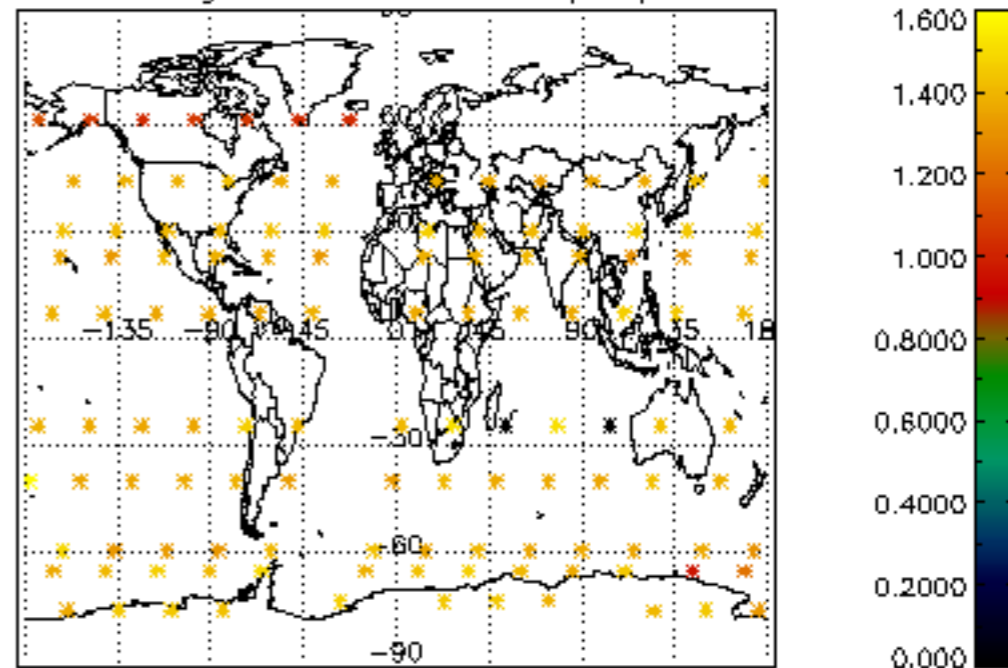
Percentage of saturation errors per profile



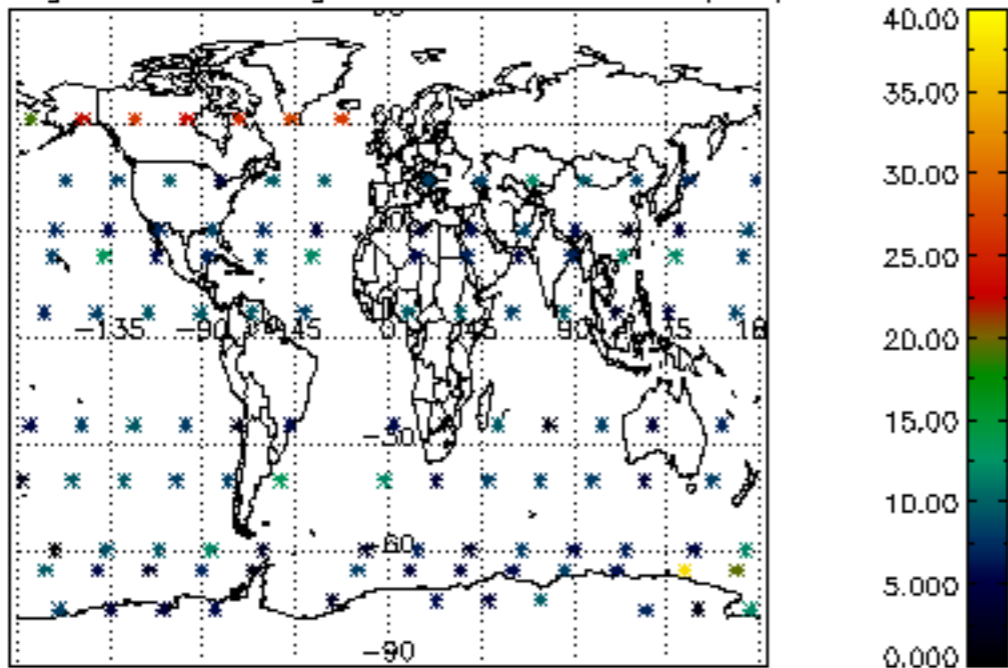
Percentage of cosmic ray hits per profile



Percentage of datation errors per profile



Percentage of star falling outside central band per profile



Percentage of saturation errors per profile

