

# GOMOS Level 2 Daily Report

## SUMMARY

### [1. General Info](#)

### [2. Summary of processed GOM\\_NL\\_2P products](#)

### [3. Level 2 Quality information per product](#)

#### [3.1 Plot of level 2 quality information per product \(time dependant\)](#)

#### [3.2 Plot of level 2 quality information per product \(world map\)](#)

### [4. Level 1 Quality information per product \(stored on level 2 products\)](#)

#### [4.1 Plot of level 1 quality information per product \(time dependant\)](#)

##### [4.1.1 Plot of level 1 quality information per product \(time dependant\): ASCENDING](#)

##### [4.1.2 Plot of level 1 quality information per product \(time dependant\): DESCENDING](#)

#### [4.2 Plot of level 1 quality information per product \(world map\)](#)

##### [4.2.1 Plot of level 1 quality information per product \(world map\): ASCENDING](#)

##### [4.2.2 Plot of level 1 quality information per product \(world map\): DESCENDING](#)

### [5. Ozone profiles based on quality statistics and other trace gas profiles](#)

#### [5.1 Ozone statistics based on quality of products](#)

#### [5.2 Plot ozone profiles for all STD \(dark without errors\)](#)

#### [5.3 Plot ozone profiles where STD < 20% \(dark without errors\)](#)

#### [5.4. Plot ozone profiles where STD < 10% \(dark without errors\)](#)

#### [5.5. Plot ozone profiles where STD < 5% \(dark without errors\)](#)

#### [5.6 Plot NO2 profiles for all STD \(dark without errors\)](#)

#### [5.7 Plot NO3 profiles for all STD \(dark without errors\)](#)

#### [5.8 Plot H2O profiles \(only for occultations of stars 1,2,3,4,13,14,16,26,63 dark without errors\) for all STD](#)

### [6. Auxiliary Data Files used for the production reported in section 2](#)

This report presents the daily analysis on parameters extracted from GOMOS level 2 data (GOM\_NL\_\_2P). It is intended to monitor some important parameters that will impact the quality of these products. A list of level 2 products (and content) that have arrived during the reporting day to the PCF is also given.

Item	Value
Time of report generation	23APR2013 11:06:35
Data source version	GOMOS/6.01
Start time of products	12-11-2007 (12NOV2007 00:00:00)
Stop time of products	13-11-2007 (13NOV2007 00:00:00)
Store outputs in DB	Yes
Nb of level 2 prods	227
Nb of prods with errors	0

## 2. Summary of processed GOM\_NL\_\_2P products.

Nr	Filename	UTC Start time	Limb	Duration	Star Id	Star Name	Star Mag	Star Temp	Nb Meas	Orbit	Prod. error
1	GOM_NL__2PRFIN20071112_000912_000000372063_00188_29801_0818.N1	12-NOV-2007 00:09:12	Bright	36.500	105	6Bet Ari	2.6450	8900.0	73	29801	No
2	GOM_NL__2PRFIN20071112_001331_000000362063_00188_29801_0819.N1	12-NOV-2007 00:13:31	Bright	36.000	53	43Bet And	2.0480	3300.0	72	29801	No
3	GOM_NL__2PRFIN20071112_001522_000000382063_00188_29801_0820.N1	12-NOV-2007 00:15:22	Bright	38.000	73	57Gam1And	2.2600	13100.	76	29801	No
4	GOM_NL__2PRFIN20071112_001929_000000342063_00188_29801_0821.N1	12-NOV-2007 00:19:29	Bright	34.000	68	18Alp Cas	2.2250	4500.0	68	29801	No
5	GOM_NL__2PRFIN20071112_002832_000000332063_00188_29801_0822.N1	12-NOV-2007 00:28:32	Bright	33.000	49	1Alp UMi	1.9900	6300.0	66	29801	No
6	GOM_NL__2PRFIN20071112_003246_000000332063_00188_29801_0823.N1	12-NOV-2007 00:32:46	Bright	32.500	60	7Bet UMi	2.0810	3950.0	65	29801	No
7	GOM_NL__2PRFIN20071112_003829_000000362063_00188_29801_0824.N1	12-NOV-2007 00:38:29	Bright	36.000	32	77Eps UMa	1.7630	11000.	72	29801	No
8	GOM_NL__2PRFIN20071112_004002_000000362063_00188_29801_0825.N1	12-NOV-2007 00:40:02	Bright	35.500	39	85Eta UMa	1.8540	24000.	71	29801	No
9	GOM_NL__2PRFIN20071112_004332_000000362063_00188_29801_0826.N1	12-NOV-2007 00:43:32	Bright	35.500	152	12Alp2CVn	2.8900	11000.	71	29801	No
10	GOM_NL__2PRFIN20071112_005110_000000332063_00188_29801_0827.N1	12-NOV-2007 00:51:10	Bright	32.500	138	47Eps Vir	2.8280	4700.0	65	29801	No
11	GOM_NL__2PRFIN20071112_005951_000000412063_00188_29801_0828.N1	12-NOV-2007 00:59:51	Twilight	40.500	100	4Gam Crv	2.5800	13100.	81	29801	No
12	GOM_NL__2PRFIN20071112_010121_000000442063_00188_29801_0829.N1	12-NOV-2007 01:01:21	Twilight	44.000	171	2Eps Crv	3.0010	4250.0	88	29801	No
13	GOM_NL__2PRFIN20071112_010749_000000382063_00188_29801_0830.N1	12-NOV-2007 01:07:49	Dark	37.500	64	Gam Cen	2.2000	10600.	75	29801	No
14	GOM_NL__2PRFIN20071112_011006_000000392063_00188_29801_0831.N1	12-NOV-2007 01:10:06	Dark	39.000	26	Gam Cru	1.6240	2900.0	78	29801	No
15	GOM_NL__2PRFIN20071112_011337_000000382063_00189_29802_0825.N1	12-NOV-2007 01:13:37	Dark	38.000	124	The Car	2.7640	30000.	76	29802	No
16	GOM_NL__2PRFIN20071112_013152_000000392063_00189_29802_0826.N1	12-NOV-2007 01:31:52	Straylight	38.500	157	The1Eri	2.9060	9300.0	77	29802	No
17	GOM_NL__2PRFIN20071112_014948_000000372063_00189_29802_0827.N1	12-NOV-2007 01:49:48	Bright	37.000	105	6Bet Ari	2.6450	8900.0	74	29802	No
18	GOM_NL__2PRFIN20071112_015354_000000252063_00189_29802_0828.N1	12-NOV-2007 01:53:54	Twilight	25.000	173	4Bet Tri	3.0040	8900.0	50	29802	No
19	GOM_NL__2PRFIN20071112_015558_000000382063_00189_29802_0829.N1	12-NOV-2007 01:55:58	Bright	38.000	73	57Gam1And	2.2600	13100.	76	29802	No
20	GOM_NL__2PRFIN20071112_020005_000000362063_00189_29802_0830.N1	12-NOV-2007 02:00:05	Bright	36.000	68	18Alp Cas	2.2250	4500.0	72	29802	No
21	GOM_NL__2PRFIN20071112_020908_000000342063_00189_29802_0831.N1	12-NOV-2007 02:09:08	Bright	34.000	49	1Alp UMi	1.9900	6300.0	68	29802	No
22	GOM_NL__2PRFIN20071112_021322_000000372063_00189_29802_0832.N1	12-NOV-2007 02:13:22	Bright	36.500	60	7Bet UMi	2.0810	3950.0	73	29802	No
23	GOM_NL__2PRFIN20071112_021905_000000372063_00189_29802_0833.N1	12-NOV-2007 02:19:05	Bright	36.500	32	77Eps UMa	1.7630	11000.	73	29802	No
24	GOM_NL__2PRFIN20071112_022038_000000352063_00189_29802_0834.N1	12-NOV-2007 02:20:38	Bright	35.000	39	85Eta UMa	1.8540	24000.	70	29802	No
25	GOM_NL__2PRFIN20071112_022408_000000342063_00189_29802_0835.N1	12-NOV-2007 02:24:08	Bright	34.000	152	12Alp2CVn	2.8900	11000.	68	29802	No
26	GOM_NL__2PRFIN20071112_023147_000000332063_00189_29802_0836.N1	12-NOV-2007 02:31:47	Bright	32.500	138	47Eps Vir	2.8280	4700.0	65	29802	No
27	GOM_NL__2PRFIN20071112_024027_000000392063_00189_29802_0837.N1	12-NOV-2007 02:40:27	Twilight	39.000	100	4Gam Crv	2.5800	13100.	78	29802	No
28	GOM_NL__2PRFIN20071112_024157_000000452063_00189_29802_0838.N1	12-NOV-2007 02:41:57	Twilight	44.500	171	2Eps Crv	3.0010	4250.0	89	29802	No
29	GOM_NL__2PRFIN20071112_025043_000000432063_00189_29802_0839.N1	12-NOV-2007 02:50:43	Dark	42.500	26	Gam Cru	1.6240	2900.0	85	29802	No
30	GOM_NL__2PRFIN20071112_025413_000000372063_00190_29803_0833.N1	12-NOV-2007 02:54:13	Dark	36.500	124	The Car	2.7640	30000.	73	29803	No
31	GOM_NL__2PRFIN20071112_031228_000000392063_00190_29803_0834.N1	12-NOV-2007 03:12:28	Straylight	38.500	157	The1Eri	2.9060	9300.0	77	29803	No
32	GOM_NL__2PRFIN20071112_033024_000000372063_00190_29803_0835.N1	12-NOV-2007 03:30:24	Bright	37.000	105	6Bet Ari	2.6450	8900.0	74	29803	No
33	GOM_NL__2PRFIN20071112_033430_000000252063_00190_29803_0836.N1	12-NOV-2007 03:34:30	Twilight	25.000	173	4Bet Tri	3.0040	8900.0	50	29803	No
34	GOM_NL__2PRFIN20071112_033634_000000382063_00190_29803_0837.N1	12-NOV-2007 03:36:34	Bright	37.500	73	57Gam1And	2.2600	13100.	75	29803	No
35	GOM_NL__2PRFIN20071112_034041_000000372063_00190_29803_0838.N1	12-NOV-2007 03:40:41	Bright	36.500	68	18Alp Cas	2.2250	4500.0	73	29803	No
36	GOM_NL__2PRFIN20071112_034944_000000342063_00190_29803_0839.N1	12-NOV-2007 03:49:44	Bright	34.000	49	1Alp UMi	1.9900	6300.0	68	29803	No
37	GOM_NL__2PRFIN20071112_035359_000000372063_00190_29803_0840.N1	12-NOV-2007 03:53:59	Bright	36.500	60	7Bet UMi	2.0810	3950.0	73	29803	No
38	GOM_NL__2PRFIN20071112_035941_000000362063_00190_29803_0841.N1	12-NOV-2007 03:59:41	Bright	36.000	32	77Eps UMa	1.7630	11000.	72	29803	No
39	GOM_NL__2PRFIN20071112_040114_000000332063_00190_29803_0842.N1	12-NOV-2007 04:01:14	Bright	33.000	39	85Eta UMa	1.8540	24000.	66	29803	No
40	GOM_NL__2PRFIN20071112_040444_000000332063_00190_29803_0843.N1	12-NOV-2007 04:04:44	Bright	33.000	152	12Alp2CVn	2.8900	11000.	66	29803	No
41	GOM_NL__2PRFIN20071112_041223_000000332063_00190_29803_0844.N1	12-NOV-2007 04:12:23	Bright	32.500	138	47Eps Vir	2.8280	4700.0	65	29803	No
42	GOM_NL__2PRFIN20071112_042104_000000402063_00190_29803_0845.N1	12-NOV-2007 04:21:04	Twilight	39.500	100	4Gam Crv	2.5800	13100.	79	29803	No

43	GOM_NL__2PRFIN20071112_042233_000000422063_00190_29803_0846.N1	12-NOV-2007 04:22:33	Twilight	42.000	171	2Eps Crv	3.0010	4250.0	84	29803	No
44	GOM_NL__2PRFIN20071112_042901_000000402063_00190_29803_0847.N1	12-NOV-2007 04:29:01	Dark	39.500	64	Gam Cen	2.2000	10600.	79	29803	No
45	GOM_NL__2PRFIN20071112_043119_000000432063_00190_29803_0848.N1	12-NOV-2007 04:31:19	Dark	42.500	26	Gam Cru	1.6240	2900.0	85	29803	No
46	GOM_NL__2PRFIN20071112_043450_000000362063_00191_29804_0840.N1	12-NOV-2007 04:34:50	Dark	36.000	124	The Car	2.7640	30000.	72	29804	No
47	GOM_NL__2PRFIN20071112_045304_000000382063_00191_29804_0841.N1	12-NOV-2007 04:53:04	Straylight	37.500	157	The1Eri	2.9060	9300.0	75	29804	No
48	GOM_NL__2PRFIN20071112_051100_000000382063_00191_29804_0842.N1	12-NOV-2007 05:11:00	Bright	38.000	105	6Bet Ari	2.6450	8900.0	76	29804	No
49	GOM_NL__2PRFIN20071112_051506_000000352063_00191_29804_0843.N1	12-NOV-2007 05:15:06	Bright	35.000	173	4Bet Tri	3.0040	8900.0	70	29804	No
50	GOM_NL__2PRFIN20071112_051710_000000362063_00191_29804_0844.N1	12-NOV-2007 05:17:10	Bright	35.500	73	57Gam1And	2.2600	13100.	71	29804	No
51	GOM_NL__2PRFIN20071112_052118_000000372063_00191_29804_0845.N1	12-NOV-2007 05:21:18	Bright	36.500	68	18Alp Cas	2.2250	4500.0	73	29804	No
52	GOM_NL__2PRFIN20071112_053020_000000362063_00191_29804_0846.N1	12-NOV-2007 05:30:20	Bright	36.000	49	1Alp UMi	1.9900	6300.0	72	29804	No
53	GOM_NL__2PRFIN20071112_053435_000000372063_00191_29804_0847.N1	12-NOV-2007 05:34:35	Bright	37.000	60	7Bet UMi	2.0810	3950.0	74	29804	No
54	GOM_NL__2PRFIN20071112_054017_000000382063_00191_29804_0848.N1	12-NOV-2007 05:40:17	Bright	37.500	32	77Eps UMa	1.7630	11000.	75	29804	No
55	GOM_NL__2PRFIN20071112_054150_000000362063_00191_29804_0849.N1	12-NOV-2007 05:41:50	Bright	36.000	39	85Eta UMa	1.8540	24000.	72	29804	No
56	GOM_NL__2PRFIN20071112_054520_000000342063_00191_29804_0850.N1	12-NOV-2007 05:45:20	Bright	34.000	152	12Alp2CVn	2.8900	11000.	68	29804	No
57	GOM_NL__2PRFIN20071112_055259_000000332063_00191_29804_0851.N1	12-NOV-2007 05:52:59	Bright	32.500	138	47Eps Vir	2.8280	4700.0	65	29804	No
58	GOM_NL__2PRFIN20071112_060140_000000402063_00191_29804_0852.N1	12-NOV-2007 06:01:40	Twilight	40.000	100	4Gam Crv	2.5800	13100.	80	29804	No
59	GOM_NL__2PRFIN20071112_060310_000000432063_00191_29804_0853.N1	12-NOV-2007 06:03:10	Twilight	43.000	171	2Eps Crv	3.0010	4250.0	86	29804	No
60	GOM_NL__2PRFIN20071112_060937_000000412063_00191_29804_0854.N1	12-NOV-2007 06:09:37	Dark	40.500	64	Gam Cen	2.2000	10600.	81	29804	No
61	GOM_NL__2PRFIN20071112_061155_000000512063_00191_29804_0855.N1	12-NOV-2007 06:11:55	Dark	51.000	26	Gam Cru	1.6240	2900.0	102	29804	No
62	GOM_NL__2PRFIN20071112_061526_000000372063_00192_29805_0862.N1	12-NOV-2007 06:15:26	Dark	37.000	124	The Car	2.7640	30000.	74	29805	No
63	GOM_NL__2PRFIN20071112_063341_000000382063_00192_29805_0863.N1	12-NOV-2007 06:33:41	Straylight	38.000	157	The1Eri	2.9060	9300.0	76	29805	No
64	GOM_NL__2PRFIN20071112_065136_000000372063_00192_29805_0864.N1	12-NOV-2007 06:51:36	Bright	36.500	105	6Bet Ari	2.6450	8900.0	73	29805	No
65	GOM_NL__2PRFIN20071112_065542_000000362063_00192_29805_0865.N1	12-NOV-2007 06:55:42	Bright	35.500	173	4Bet Tri	3.0040	8900.0	71	29805	No
66	GOM_NL__2PRFIN20071112_065746_000000362063_00192_29805_0866.N1	12-NOV-2007 06:57:46	Bright	36.000	73	57Gam1And	2.2600	13100.	72	29805	No
67	GOM_NL__2PRFIN20071112_070154_000000352063_00192_29805_0867.N1	12-NOV-2007 07:01:54	Bright	35.000	68	18Alp Cas	2.2250	4500.0	70	29805	No
68	GOM_NL__2PRFIN20071112_071056_000000352063_00192_29805_0868.N1	12-NOV-2007 07:10:56	Bright	34.500	49	1Alp UMi	1.9900	6300.0	69	29805	No
69	GOM_NL__2PRFIN20071112_071511_000000362063_00192_29805_0869.N1	12-NOV-2007 07:15:11	Bright	35.500	60	7Bet UMi	2.0810	3950.0	71	29805	No
70	GOM_NL__2PRFIN20071112_072053_000000362063_00192_29805_0870.N1	12-NOV-2007 07:20:53	Bright	35.500	32	77Eps UMa	1.7630	11000.	71	29805	No
71	GOM_NL__2PRFIN20071112_072226_000000352063_00192_29805_0871.N1	12-NOV-2007 07:22:26	Bright	35.000	39	85Eta UMa	1.8540	24000.	70	29805	No
72	GOM_NL__2PRFIN20071112_072556_000000482063_00192_29805_0872.N1	12-NOV-2007 07:25:56	Bright	47.500	152	12Alp2CVn	2.8900	11000.	95	29805	No
73	GOM_NL__2PRFIN20071112_073335_000000332063_00192_29805_0873.N1	12-NOV-2007 07:33:35	Bright	32.500	138	47Eps Vir	2.8280	4700.0	65	29805	No
74	GOM_NL__2PRFIN20071112_074216_000000402063_00192_29805_0874.N1	12-NOV-2007 07:42:16	Twilight	40.000	100	4Gam Crv	2.5800	13100.	80	29805	No
75	GOM_NL__2PRFIN20071112_074346_000000402063_00192_29805_0875.N1	12-NOV-2007 07:43:46	Twilight	40.000	171	2Eps Crv	3.0010	4250.0	80	29805	No
76	GOM_NL__2PRFIN20071112_075013_000000402063_00192_29805_0876.N1	12-NOV-2007 07:50:13	Dark	39.500	64	Gam Cen	2.2000	10600.	79	29805	No
77	GOM_NL__2PRFIN20071112_075231_000000432063_00192_29805_0877.N1	12-NOV-2007 07:52:31	Dark	42.500	26	Gam Cru	1.6240	2900.0	85	29805	No
78	GOM_NL__2PRFIN20071112_075602_000000372063_00193_29806_0908.N1	12-NOV-2007 07:56:02	Dark	37.000	124	The Car	2.7640	30000.	74	29806	No
79	GOM_NL__2PRFIN20071112_081417_000000402063_00193_29806_0909.N1	12-NOV-2007 08:14:17	Straylight	39.500	157	The1Eri	2.9060	9300.0	79	29806	No
80	GOM_NL__2PRFIN20071112_083212_000000382063_00193_29806_0910.N1	12-NOV-2007 08:32:12	Bright	37.500	105	6Bet Ari	2.6450	8900.0	75	29806	No
81	GOM_NL__2PRFIN20071112_083618_000000372063_00193_29806_0911.N1	12-NOV-2007 08:36:18	Bright	36.500	173	4Bet Tri	3.0040	8900.0	73	29806	No
82	GOM_NL__2PRFIN20071112_083821_000000372063_00193_29806_0912.N1	12-NOV-2007 08:38:21	Bright	36.500	73	57Gam1And	2.2600	13100.	73	29806	No
83	GOM_NL__2PRFIN20071112_084230_000000372063_00193_29806_0913.N1	12-NOV-2007 08:42:30	Bright	37.000	68	18Alp Cas	2.2250	4500.0	74	29806	No
84	GOM_NL__2PRFIN20071112_085132_000000362063_00193_29806_0914.N1	12-NOV-2007 08:51:32	Bright	36.000	49	1Alp UMi	1.9900	6300.0	72	29806	No
85	GOM_NL__2PRFIN20071112_085547_000000372063_00193_29806_0915.N1	12-NOV-2007 08:55:47	Bright	36.500	60	7Bet UMi	2.0810	3950.0	73	29806	No
86	GOM_NL__2PRFIN20071112_090129_000000382063_00193_29806_0916.N1	12-NOV-2007 09:01:29	Bright	37.500	32	77Eps UMa	1.7630	11000.	75	29806	No
87	GOM_NL__2PRFIN20071112_090302_000000332063_00193_29806_0917.N1	12-NOV-2007 09:03:02	Bright	32.500	39	85Eta UMa	1.8540	24000.	65	29806	No
88	GOM_NL__2PRFIN20071112_090632_000000522063_00193_29806_0918.N1	12-NOV-2007 09:06:32	Bright	52.000	152	12Alp2CVn	2.8900	11000.	104	29806	No
89	GOM_NL__2PRFIN20071112_091411_000000332063_00193_29806_0919.N1	12-NOV-2007 09:14:11	Bright	33.000	138	47Eps Vir	2.8280	4700.0	66	29806	No
90	GOM_NL__2PRFIN20071112_092252_000000412063_00193_29806_0920.N1	12-NOV-2007 09:22:52	Twilight	41.000	100	4Gam Crv	2.5800	13100.	82	29806	No
91	GOM_NL__2PRFIN20071112_092422_000000382063_00193_29806_0921.N1	12-NOV-2007 09:24:22	Twilight	38.000	171	2Eps Crv	3.0010	4250.0	76	29806	No
92	GOM_NL__2PRFIN20071112_093049_000000372063_00193_29806_0922.N1	12-NOV-2007 09:30:49	Dark	37.000	64	Gam Cen	2.2000	10600.	74	29806	No
93	GOM_NL__2PRFIN20071112_093307_000000412063_00193_29806_0923.N1	12-NOV-2007 09:33:07	Dark	40.500	26	Gam Cru	1.6240	2900.0	81	29806	No
94	GOM_NL__2PRFIN20071112_093639_000000372063_00194_29807_0920.N1	12-NOV-2007 09:36:39	Dark	37.000	124	The Car	2.7640	30000.	74	29807	No
95	GOM_NL__2PRFIN20071112_095453_000000392063_00194_29807_0921.N1	12-NOV-2007 09:54:53	Straylight	39.000	157	The1Eri	2.9060	9300.0	78	29807	No
96	GOM_NL__2PRFIN20071112_101248_000000372063_00194_29807_0922.N1	12-NOV-2007 10:12:48	Bright	37.000	105	6Bet Ari	2.6450	8900.0	74	29807	No
97	GOM_NL__2PRFIN20071112_101653_000000352063_00194_29807_0923.N1	12-NOV-2007 10:16:53	Bright	34.500	173	4Bet Tri	3.0040	8900.0	69	29807	No
98	GOM_NL__2PRFIN20071112_101857_000000372063_00194_29807_0924.N1	12-NOV-2007 10:18:57	Bright	37.000	73	57Gam1And	2.2600	13100.	74	29807	No
99	GOM_NL__2PRFIN20071112_102306_000000362063_00194_29807_0925.N1	12-NOV-2007 10:23:06	Bright	36.000	68	18Alp Cas	2.2250	4500.0	72	29807	No
100	GOM_NL__2PRFIN20071112_103623_000000362063_00194_29807_0926.N1	12-NOV-2007 10:36:23	Bright	36.000	60	7Bet UMi	2.0810	3950.0	72	29807	No
101	GOM_NL__2PRFIN20071112_104205_000000352063_00194_29807_0927.N1	12-NOV-2007 10:42:05	Bright	34.500	32	77Eps UMa	1.7630	11000.	69	29807	No

102	GOM_NL__2PRFIN20071112_104338_000000332063_00194_29807_0928.N1	12-NOV-2007 10:43:38	Bright	33.000	39	85Eta UMa	1.8540	24000.	66	29807	No
103	GOM_NL__2PRFIN20071112_104708_000000352063_00194_29807_0929.N1	12-NOV-2007 10:47:08	Bright	34.500	152	12Alp2CVn	2.8900	11000.	69	29807	No
104	GOM_NL__2PRFIN20071112_105447_000000332063_00194_29807_0930.N1	12-NOV-2007 10:54:47	Bright	33.000	138	47Eps Vir	2.8280	4700.0	66	29807	No
105	GOM_NL__2PRFIN20071112_110329_000000402063_00194_29807_0931.N1	12-NOV-2007 11:03:29	Twilight	40.000	100	4Gam Crv	2.5800	13100.	80	29807	No
106	GOM_NL__2PRFIN20071112_110459_000000452063_00194_29807_0932.N1	12-NOV-2007 11:04:59	Twilight	44.500	171	2Eps Crv	3.0010	4250.0	89	29807	No
107	GOM_NL__2PRFIN20071112_111125_000000402063_00194_29807_0933.N1	12-NOV-2007 11:11:25	Dark	39.500	64	Gam Cen	2.2000	10600.	79	29807	No
108	GOM_NL__2PRFIN20071112_111343_000000512063_00194_29807_0934.N1	12-NOV-2007 11:13:43	Dark	51.000	26	Gam Cru	1.6240	2900.0	102	29807	No
109	GOM_NL__2PRFIN20071112_111715_000000352063_00195_29808_0936.N1	12-NOV-2007 11:17:15	Dark	35.000	124	The Car	2.7640	30000.	70	29808	No
110	GOM_NL__2PRFIN20071112_113529_000000372063_00195_29808_0937.N1	12-NOV-2007 11:35:29	Straylight	36.500	157	The1Eri	2.9060	9300.0	73	29808	No
111	GOM_NL__2PRFIN20071112_115324_000000372063_00195_29808_0938.N1	12-NOV-2007 11:53:24	Bright	37.000	105	6Bet Ari	2.6450	8900.0	74	29808	No
112	GOM_NL__2PRFIN20071112_115729_000000352063_00195_29808_0939.N1	12-NOV-2007 11:57:29	Bright	35.000	173	4Bet Tri	3.0040	8900.0	70	29808	No
113	GOM_NL__2PRFIN20071112_115933_000000382063_00195_29808_0940.N1	12-NOV-2007 11:59:33	Bright	37.500	73	57Gam1And	2.2600	13100.	75	29808	No
114	GOM_NL__2PRFIN20071112_120342_000000372063_00195_29808_0941.N1	12-NOV-2007 12:03:42	Bright	36.500	68	18Alp Cas	2.2250	4500.0	73	29808	No
115	GOM_NL__2PRFIN20071112_121244_000000372063_00195_29808_0942.N1	12-NOV-2007 12:12:44	Bright	37.000	49	1Alp UMi	1.9900	6300.0	74	29808	No
116	GOM_NL__2PRFIN20071112_121659_000000372063_00195_29808_0943.N1	12-NOV-2007 12:16:59	Bright	36.500	60	7Bet UMi	2.0810	3950.0	73	29808	No
117	GOM_NL__2PRFIN20071112_122241_000000372063_00195_29808_0944.N1	12-NOV-2007 12:22:41	Bright	36.500	32	77Eps UMa	1.7630	11000.	73	29808	No
118	GOM_NL__2PRFIN20071112_122414_000000362063_00195_29808_0945.N1	12-NOV-2007 12:24:14	Bright	36.000	39	85Eta UMa	1.8540	24000.	72	29808	No
119	GOM_NL__2PRFIN20071112_122744_000000352063_00195_29808_0946.N1	12-NOV-2007 12:27:44	Bright	35.000	152	12Alp2CVn	2.8900	11000.	70	29808	No
120	GOM_NL__2PRFIN20071112_123524_000000322063_00195_29808_0947.N1	12-NOV-2007 12:35:24	Bright	32.000	138	47Eps Vir	2.8280	4700.0	64	29808	No
121	GOM_NL__2PRFIN20071112_124405_000000422063_00195_29808_0948.N1	12-NOV-2007 12:44:05	Twilight	42.000	100	4Gam Crv	2.5800	13100.	84	29808	No
122	GOM_NL__2PRFIN20071112_124535_000000442063_00195_29808_0949.N1	12-NOV-2007 12:45:35	Twilight	43.500	171	2Eps Crv	3.0010	4250.0	87	29808	No
123	GOM_NL__2PRFIN20071112_125202_000000392063_00195_29808_0950.N1	12-NOV-2007 12:52:02	Dark	38.500	64	Gam Cen	2.2000	10600.	77	29808	No
124	GOM_NL__2PRFIN20071112_125419_000000512063_00195_29808_0951.N1	12-NOV-2007 12:54:19	Dark	51.000	26	Gam Cru	1.6240	2900.0	102	29808	No
125	GOM_NL__2PRFIN20071112_125751_000000382063_00196_29809_0947.N1	12-NOV-2007 12:57:51	Dark	37.500	124	The Car	2.7640	30000.	75	29809	No
126	GOM_NL__2PRFIN20071112_131605_000000382063_00196_29809_0948.N1	12-NOV-2007 13:16:05	Straylight	38.000	157	The1Eri	2.9060	9300.0	76	29809	No
127	GOM_NL__2PRFIN20071112_133400_000000372063_00196_29809_0949.N1	12-NOV-2007 13:34:00	Bright	37.000	105	6Bet Ari	2.6450	8900.0	74	29809	No
128	GOM_NL__2PRFIN20071112_133805_000000362063_00196_29809_0950.N1	12-NOV-2007 13:38:05	Bright	35.500	173	4Bet Tri	3.0040	8900.0	71	29809	No
129	GOM_NL__2PRFIN20071112_134009_000000372063_00196_29809_0951.N1	12-NOV-2007 13:40:09	Bright	37.000	73	57Gam1And	2.2600	13100.	74	29809	No
130	GOM_NL__2PRFIN20071112_134418_000000352063_00196_29809_0952.N1	12-NOV-2007 13:44:18	Bright	34.500	68	18Alp Cas	2.2250	4500.0	69	29809	No
131	GOM_NL__2PRFIN20071112_135320_000000352063_00196_29809_0953.N1	12-NOV-2007 13:53:20	Bright	35.000	49	1Alp UMi	1.9900	6300.0	70	29809	No
132	GOM_NL__2PRFIN20071112_135735_000000332063_00196_29809_0954.N1	12-NOV-2007 13:57:35	Bright	32.500	60	7Bet UMi	2.0810	3950.0	65	29809	No
133	GOM_NL__2PRFIN20071112_140317_000000372063_00196_29809_0955.N1	12-NOV-2007 14:03:17	Bright	37.000	32	77Eps UMa	1.7630	11000.	74	29809	No
134	GOM_NL__2PRFIN20071112_140451_000000342063_00196_29809_0956.N1	12-NOV-2007 14:04:51	Bright	34.000	39	85Eta UMa	1.8540	24000.	68	29809	No
135	GOM_NL__2PRFIN20071112_140821_000000362063_00196_29809_0957.N1	12-NOV-2007 14:08:21	Bright	35.500	152	12Alp2CVn	2.8900	11000.	71	29809	No
136	GOM_NL__2PRFIN20071112_141600_000000332063_00196_29809_0958.N1	12-NOV-2007 14:16:00	Bright	32.500	138	47Eps Vir	2.8280	4700.0	65	29809	No
137	GOM_NL__2PRFIN20071112_142441_000000382063_00196_29809_0959.N1	12-NOV-2007 14:24:41	Twilight	37.500	100	4Gam Crv	2.5800	13100.	75	29809	No
138	GOM_NL__2PRFIN20071112_142611_000000382063_00196_29809_0960.N1	12-NOV-2007 14:26:11	Twilight	38.000	171	2Eps Crv	3.0010	4250.0	76	29809	No
139	GOM_NL__2PRFIN20071112_143238_000000392063_00196_29809_0961.N1	12-NOV-2007 14:32:38	Dark	39.000	64	Gam Cen	2.2000	10600.	78	29809	No
140	GOM_NL__2PRFIN20071112_143455_000000472063_00196_29809_0962.N1	12-NOV-2007 14:34:55	Dark	47.000	26	Gam Cru	1.6240	2900.0	94	29809	No
141	GOM_NL__2PRFIN20071112_143827_000000372063_00197_29810_0970.N1	12-NOV-2007 14:38:27	Dark	36.500	124	The Car	2.7640	30000.	73	29810	No
142	GOM_NL__2PRFIN20071112_145641_000000392063_00197_29810_0971.N1	12-NOV-2007 14:56:41	Straylight	38.500	157	The1Eri	2.9060	9300.0	77	29810	No
143	GOM_NL__2PRFIN20071112_151435_000000372063_00197_29810_0972.N1	12-NOV-2007 15:14:35	Bright	37.000	105	6Bet Ari	2.6450	8900.0	74	29810	No
144	GOM_NL__2PRFIN20071112_151841_000000362063_00197_29810_0973.N1	12-NOV-2007 15:18:41	Bright	36.000	173	4Bet Tri	3.0040	8900.0	72	29810	No
145	GOM_NL__2PRFIN20071112_152045_000000362063_00197_29810_0974.N1	12-NOV-2007 15:20:45	Bright	35.500	73	57Gam1And	2.2600	13100.	71	29810	No
146	GOM_NL__2PRFIN20071112_152454_000000362063_00197_29810_0975.N1	12-NOV-2007 15:24:54	Bright	36.000	68	18Alp Cas	2.2250	4500.0	72	29810	No
147	GOM_NL__2PRFIN20071112_153356_000000362063_00197_29810_0976.N1	12-NOV-2007 15:33:56	Bright	35.500	49	1Alp UMi	1.9900	6300.0	71	29810	No
148	GOM_NL__2PRFIN20071112_153811_000000362063_00197_29810_0977.N1	12-NOV-2007 15:38:11	Bright	36.000	60	7Bet UMi	2.0810	3950.0	72	29810	No
149	GOM_NL__2PRFIN20071112_154353_000000352063_00197_29810_0978.N1	12-NOV-2007 15:43:53	Bright	35.000	32	77Eps UMa	1.7630	11000.	70	29810	No
150	GOM_NL__2PRFIN20071112_154527_000000332063_00197_29810_0979.N1	12-NOV-2007 15:45:27	Bright	33.000	39	85Eta UMa	1.8540	24000.	66	29810	No
151	GOM_NL__2PRFIN20071112_154856_000000342063_00197_29810_0980.N1	12-NOV-2007 15:48:56	Bright	34.000	152	12Alp2CVn	2.8900	11000.	68	29810	No
152	GOM_NL__2PRFIN20071112_155636_000000332063_00197_29810_0981.N1	12-NOV-2007 15:56:36	Bright	33.000	138	47Eps Vir	2.8280	4700.0	66	29810	No
153	GOM_NL__2PRFIN20071112_160518_000000422063_00197_29810_0982.N1	12-NOV-2007 16:05:18	Twilight	41.500	100	4Gam Crv	2.5800	13100.	83	29810	No
154	GOM_NL__2PRFIN20071112_160648_000000432063_00197_29810_0983.N1	12-NOV-2007 16:06:48	Twilight	42.500	171	2Eps Crv	3.0010	4250.0	85	29810	No
155	GOM_NL__2PRFIN20071112_161314_000000382063_00197_29810_0984.N1	12-NOV-2007 16:13:14	Dark	37.500	64	Gam Cen	2.2000	10600.	75	29810	No
156	GOM_NL__2PRFIN20071112_161531_000000522063_00197_29810_0985.N1	12-NOV-2007 16:15:31	Dark	52.000	26	Gam Cru	1.6240	2900.0	104	29810	No
157	GOM_NL__2PRFIN20071112_161904_000000382063_00198_29811_0981.N1	12-NOV-2007 16:19:04	Dark	37.500	124	The Car	2.7640	30000.	75	29811	No
158	GOM_NL__2PRFIN20071112_163718_000000382063_00198_29811_0982.N1	12-NOV-2007 16:37:18	Straylight	38.000	157	The1Eri	2.9060	9300.0	76	29811	No
159	GOM_NL__2PRFIN20071112_165511_000000362063_00198_29811_0983.N1	12-NOV-2007 16:55:11	Bright	35.500	105	6Bet Ari	2.6450	8900.0	71	29811	No
160	GOM_NL__2PRFIN20071112_165917_000000362063_00198_29811_0984.N1	12-NOV-2007 16:59:17	Bright	35.500	173	4Bet Tri	3.0040	8900.0	71	29811	No



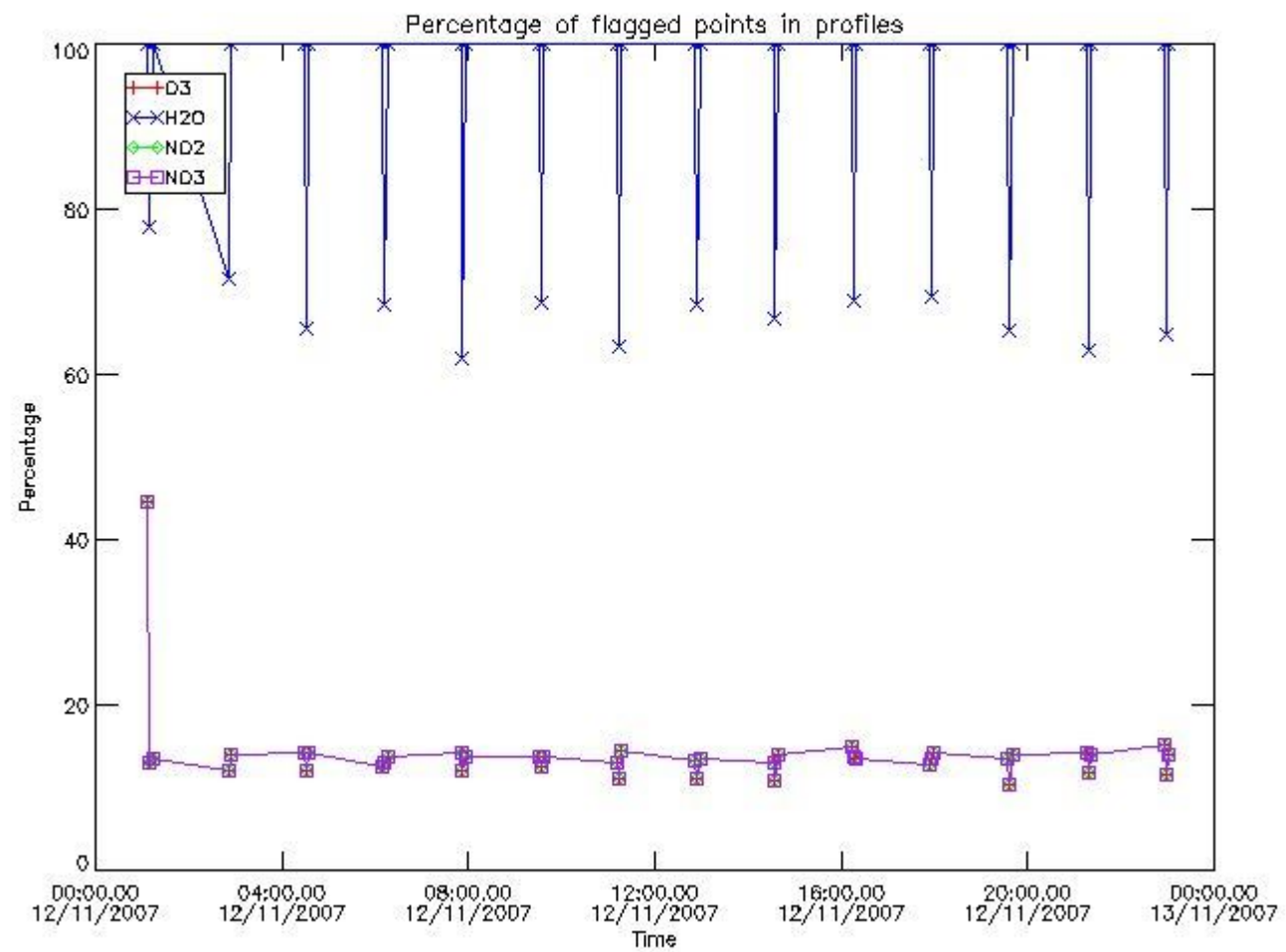
161	GOM_NL__2PRFIN20071112_170121_000000382063_00198_29811_0985.N1	12-NOV-2007 17:01:21	Bright	38.000	73	57Gam1And	2.2600	13100.	76	29811	No
162	GOM_NL__2PRFIN20071112_170530_000000372063_00198_29811_0986.N1	12-NOV-2007 17:05:30	Bright	37.000	68	18Alp Cas	2.2250	4500.0	74	29811	No
163	GOM_NL__2PRFIN20071112_171432_000000372063_00198_29811_0987.N1	12-NOV-2007 17:14:32	Bright	36.500	49	1Alp UMi	1.9900	6300.0	73	29811	No
164	GOM_NL__2PRFIN20071112_171847_000000352063_00198_29811_0988.N1	12-NOV-2007 17:18:47	Bright	35.000	60	7Bet UMi	2.0810	3950.0	70	29811	No
165	GOM_NL__2PRFIN20071112_172429_000000352063_00198_29811_0989.N1	12-NOV-2007 17:24:29	Bright	35.000	32	77Eps UMa	1.7630	11000.	70	29811	No
166	GOM_NL__2PRFIN20071112_172603_000000342063_00198_29811_0990.N1	12-NOV-2007 17:26:03	Bright	34.000	39	85Eta UMa	1.8540	24000.	68	29811	No
167	GOM_NL__2PRFIN20071112_172932_000000342063_00198_29811_0991.N1	12-NOV-2007 17:29:32	Bright	34.000	152	12Alp2CVn	2.8900	11000.	68	29811	No
168	GOM_NL__2PRFIN20071112_173712_000000332063_00198_29811_0992.N1	12-NOV-2007 17:37:12	Bright	32.500	138	47Eps Vir	2.8280	4700.0	65	29811	No
169	GOM_NL__2PRFIN20071112_174554_000000382063_00198_29811_0993.N1	12-NOV-2007 17:45:54	Twi_and_stray	37.500	100	4Gam Crv	2.5800	13100.	75	29811	No
170	GOM_NL__2PRFIN20071112_174724_000000432063_00198_29811_0994.N1	12-NOV-2007 17:47:24	Twilight	42.500	171	2Eps Crv	3.0010	4250.0	85	29811	No
171	GOM_NL__2PRFIN20071112_175350_000000402063_00198_29811_0995.N1	12-NOV-2007 17:53:50	Dark	40.000	64	Gam Cen	2.2000	10600.	80	29811	No
172	GOM_NL__2PRFIN20071112_175607_000000382063_00198_29811_0996.N1	12-NOV-2007 17:56:07	Dark	38.000	26	Gam Cru	1.6240	2900.0	76	29811	No
173	GOM_NL__2PRFIN20071112_175940_000000362063_00199_29812_0997.N1	12-NOV-2007 17:59:40	Dark	36.000	124	The Car	2.7640	30000.	72	29812	No
174	GOM_NL__2PRFIN20071112_181754_000000382063_00199_29812_0998.N1	12-NOV-2007 18:17:54	Straylight	37.500	157	The1Eri	2.9060	9300.0	75	29812	No
175	GOM_NL__2PRFIN20071112_183547_000000372063_00199_29812_0999.N1	12-NOV-2007 18:35:47	Bright	37.000	105	6Bet Ari	2.6450	8900.0	74	29812	No
176	GOM_NL__2PRFIN20071112_183953_000000362063_00199_29812_1000.N1	12-NOV-2007 18:39:53	Bright	36.000	173	4Bet Tri	3.0040	8900.0	72	29812	No
177	GOM_NL__2PRFIN20071112_184156_000000392063_00199_29812_1001.N1	12-NOV-2007 18:41:56	Bright	38.500	73	57Gam1And	2.2600	13100.	77	29812	No
178	GOM_NL__2PRFIN20071112_184606_000000382063_00199_29812_1002.N1	12-NOV-2007 18:46:06	Bright	37.500	68	18Alp Cas	2.2250	4500.0	75	29812	No
179	GOM_NL__2PRFIN20071112_185508_000000362063_00199_29812_1003.N1	12-NOV-2007 18:55:08	Bright	36.000	49	1Alp UMi	1.9900	6300.0	72	29812	No
180	GOM_NL__2PRFIN20071112_185923_000000372063_00199_29812_1004.N1	12-NOV-2007 18:59:23	Bright	36.500	60	7Bet UMi	2.0810	3950.0	73	29812	No
181	GOM_NL__2PRFIN20071112_190505_000000362063_00199_29812_1005.N1	12-NOV-2007 19:05:05	Bright	36.000	32	77Eps UMa	1.7630	11000.	72	29812	No
182	GOM_NL__2PRFIN20071112_190639_000000362063_00199_29812_1006.N1	12-NOV-2007 19:06:39	Bright	36.000	39	85Eta UMa	1.8540	24000.	72	29812	No
183	GOM_NL__2PRFIN20071112_191008_000000362063_00199_29812_1007.N1	12-NOV-2007 19:10:08	Bright	35.500	152	12Alp2CVn	2.8900	11000.	71	29812	No
184	GOM_NL__2PRFIN20071112_191748_000000332063_00199_29812_1008.N1	12-NOV-2007 19:17:48	Bright	33.000	138	47Eps Vir	2.8280	4700.0	66	29812	No
185	GOM_NL__2PRFIN20071112_192630_000000402063_00199_29812_1009.N1	12-NOV-2007 19:26:30	Twi_and_stray	39.500	100	4Gam Crv	2.5800	13100.	79	29812	No
186	GOM_NL__2PRFIN20071112_192800_000000432063_00199_29812_1010.N1	12-NOV-2007 19:28:00	Twilight	42.500	171	2Eps Crv	3.0010	4250.0	85	29812	No
187	GOM_NL__2PRFIN20071112_193426_000000382063_00199_29812_1011.N1	12-NOV-2007 19:34:26	Dark	37.500	64	Gam Cen	2.2000	10600.	75	29812	No
188	GOM_NL__2PRFIN20071112_193644_000000502063_00199_29812_1012.N1	12-NOV-2007 19:36:44	Dark	49.500	26	Gam Cru	1.6240	2900.0	99	29812	No
189	GOM_NL__2PRFIN20071112_194016_000000372063_00200_29813_1010.N1	12-NOV-2007 19:40:16	Dark	36.500	124	The Car	2.7640	30000.	73	29813	No
190	GOM_NL__2PRFIN20071112_195830_000000382063_00200_29813_1011.N1	12-NOV-2007 19:58:30	Straylight	37.500	157	The1Eri	2.9060	9300.0	75	29813	No
191	GOM_NL__2PRFIN20071112_201623_000000362063_00200_29813_1012.N1	12-NOV-2007 20:16:23	Bright	36.000	105	6Bet Ari	2.6450	8900.0	72	29813	No
192	GOM_NL__2PRFIN20071112_202028_000000372063_00200_29813_1013.N1	12-NOV-2007 20:20:28	Bright	37.000	173	4Bet Tri	3.0040	8900.0	74	29813	No
193	GOM_NL__2PRFIN20071112_202232_000000402063_00200_29813_1014.N1	12-NOV-2007 20:22:32	Bright	39.500	73	57Gam1And	2.2600	13100.	79	29813	No
194	GOM_NL__2PRFIN20071112_202642_000000352063_00200_29813_1015.N1	12-NOV-2007 20:26:42	Bright	35.000	68	18Alp Cas	2.2250	4500.0	70	29813	No
195	GOM_NL__2PRFIN20071112_203544_000000362063_00200_29813_1016.N1	12-NOV-2007 20:35:44	Bright	36.000	49	1Alp UMi	1.9900	6300.0	72	29813	No
196	GOM_NL__2PRFIN20071112_203959_000000372063_00200_29813_1017.N1	12-NOV-2007 20:39:59	Bright	36.500	60	7Bet UMi	2.0810	3950.0	73	29813	No
197	GOM_NL__2PRFIN20071112_204541_000000342063_00200_29813_1018.N1	12-NOV-2007 20:45:41	Bright	34.000	32	77Eps UMa	1.7630	11000.	68	29813	No
198	GOM_NL__2PRFIN20071112_204715_000000342063_00200_29813_1019.N1	12-NOV-2007 20:47:15	Bright	33.500	39	85Eta UMa	1.8540	24000.	67	29813	No
199	GOM_NL__2PRFIN20071112_205044_000000342063_00200_29813_1020.N1	12-NOV-2007 20:50:44	Bright	33.500	152	12Alp2CVn	2.8900	11000.	67	29813	No
200	GOM_NL__2PRFIN20071112_205824_000000332063_00200_29813_1021.N1	12-NOV-2007 20:58:24	Bright	32.500	138	47Eps Vir	2.8280	4700.0	65	29813	No
201	GOM_NL__2PRFIN20071112_210707_000000392063_00200_29813_1022.N1	12-NOV-2007 21:07:07	Twi_and_stray	38.500	100	4Gam Crv	2.5800	13100.	77	29813	No
202	GOM_NL__2PRFIN20071112_210837_000000412063_00200_29813_1023.N1	12-NOV-2007 21:08:37	Twilight	41.000	171	2Eps Crv	3.0010	4250.0	82	29813	No
203	GOM_NL__2PRFIN20071112_211502_000000362063_00200_29813_1024.N1	12-NOV-2007 21:15:02	Dark	36.000	64	Gam Cen	2.2000	10600.	72	29813	No
204	GOM_NL__2PRFIN20071112_211720_000000482063_00200_29813_1025.N1	12-NOV-2007 21:17:20	Dark	47.500	26	Gam Cru	1.6240	2900.0	95	29813	No
205	GOM_NL__2PRFIN20071112_212052_000000372063_00201_29814_1036.N1	12-NOV-2007 21:20:52	Dark	36.500	124	The Car	2.7640	30000.	73	29814	No
206	GOM_NL__2PRFIN20071112_213906_000000392063_00201_29814_1037.N1	12-NOV-2007 21:39:06	Straylight	38.500	157	The1Eri	2.9060	9300.0	77	29814	No
207	GOM_NL__2PRFIN20071112_215659_000000362063_00201_29814_1038.N1	12-NOV-2007 21:56:59	Bright	36.000	105	6Bet Ari	2.6450	8900.0	72	29814	No
208	GOM_NL__2PRFIN20071112_220104_000000362063_00201_29814_1039.N1	12-NOV-2007 22:01:04	Bright	35.500	173	4Bet Tri	3.0040	8900.0	71	29814	No
209	GOM_NL__2PRFIN20071112_220308_000000372063_00201_29814_1040.N1	12-NOV-2007 22:03:08	Bright	36.500	73	57Gam1And	2.2600	13100.	73	29814	No
210	GOM_NL__2PRFIN20071112_220718_000000372063_00201_29814_1041.N1	12-NOV-2007 22:07:18	Bright	36.500	68	18Alp Cas	2.2250	4500.0	73	29814	No
211	GOM_NL__2PRFIN20071112_221619_000000372063_00201_29814_1042.N1	12-NOV-2007 22:16:19	Bright	36.500	49	1Alp UMi	1.9900	6300.0	73	29814	No
212	GOM_NL__2PRFIN20071112_222035_000000342063_00201_29814_1043.N1	12-NOV-2007 22:20:35	Bright	33.500	60	7Bet UMi	2.0810	3950.0	67	29814	No
213	GOM_NL__2PRFIN20071112_222617_000000532063_00201_29814_1044.N1	12-NOV-2007 22:26:17	Bright	53.000	32	77Eps UMa	1.7630	11000.	106	29814	No
214	GOM_NL__2PRFIN20071112_222751_000000362063_00201_29814_1045.N1	12-NOV-2007 22:27:51	Bright	35.500	39	85Eta UMa	1.8540	24000.	71	29814	No
215	GOM_NL__2PRFIN20071112_223121_000000402063_00201_29814_1046.N1	12-NOV-2007 22:31:21	Bright	39.500	152	12Alp2CVn	2.8900	11000.	79	29814	No
216	GOM_NL__2PRFIN20071112_223900_000000332063_00201_29814_1047.N1	12-NOV-2007 22:39:00	Bright	33.000	138	47Eps Vir	2.8280	4700.0	66	29814	No
217	GOM_NL__2PRFIN20071112_224743_000000412063_00201_29814_1048.N1	12-NOV-2007 22:47:43	Twi_and_stray	40.500	100	4Gam Crv	2.5800	13100.	81	29814	No
218	GOM_NL__2PRFIN20071112_224913_000000402063_00201_29814_1049.N1	12-NOV-2007 22:49:13	Twilight	39.500	171	2Eps Crv	3.0010	4250.0	79	29814	No
219	GOM_NL__2PRFIN20071112_225538_000000372063_00201_29814_1050.N1	12-NOV-2007 22:55:38	Dark	37.000	64	Gam Cen	2.2000	10600.	74	29814	No

220	GOM_NL__2PRFIN20071112_225756_000000452063_00201_29814_1051.N1	12-NOV-2007 22:57:56	Dark	44.500	26	Gam Cru	1.6240	2900.0	89	29814	No
221	GOM_NL__2PRFIN20071112_230129_000000372063_00202_29815_1050.N1	12-NOV-2007 23:01:29	Dark	36.500	124	The Car	2.7640	30000.	73	29815	No
222	GOM_NL__2PRFIN20071112_231942_000000392063_00202_29815_1051.N1	12-NOV-2007 23:19:42	Straylight	38.500	157	The1Eri	2.9060	9300.0	77	29815	No
223	GOM_NL__2PRFIN20071112_233735_000000362063_00202_29815_1052.N1	12-NOV-2007 23:37:35	Bright	36.000	105	6Bet Ari	2.6450	8900.0	72	29815	No
224	GOM_NL__2PRFIN20071112_234140_000000352063_00202_29815_1053.N1	12-NOV-2007 23:41:40	Bright	34.500	173	4Bet Tri	3.0040	8900.0	69	29815	No
225	GOM_NL__2PRFIN20071112_234344_000000362063_00202_29815_1054.N1	12-NOV-2007 23:43:44	Bright	36.000	73	57Gam1And	2.2600	13100.	72	29815	No
226	GOM_NL__2PRFIN20071112_234754_000000342063_00202_29815_1055.N1	12-NOV-2007 23:47:54	Bright	34.000	68	18Alp Cas	2.2250	4500.0	68	29815	No
227	GOM_NL__2PRFIN20071112_235655_000000352063_00202_29815_1056.N1	12-NOV-2007 23:56:55	Bright	34.500	49	1Alp UMi	1.9900	6300.0	69	29815	No

### 3. Quality information per product

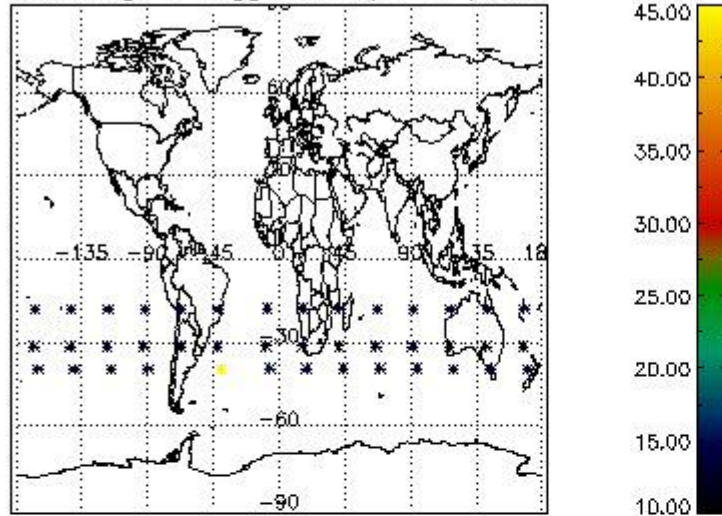
In this section it is plotted some information contained in the Quality Summary data set of the level 2 products. Only products in dark limb conditions and without errors (error flag in the MPH set to "0") are used.

#### 3.1 Plot quality information per product (time dependant)

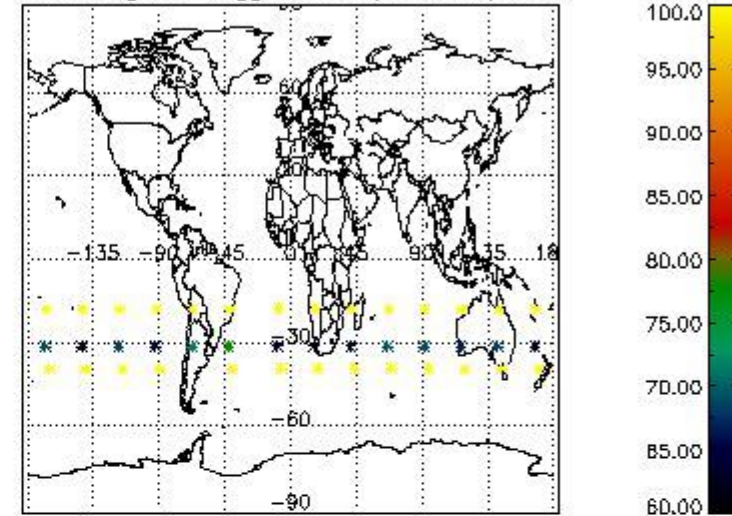


#### 3.2 Plot quality information per product (world map)

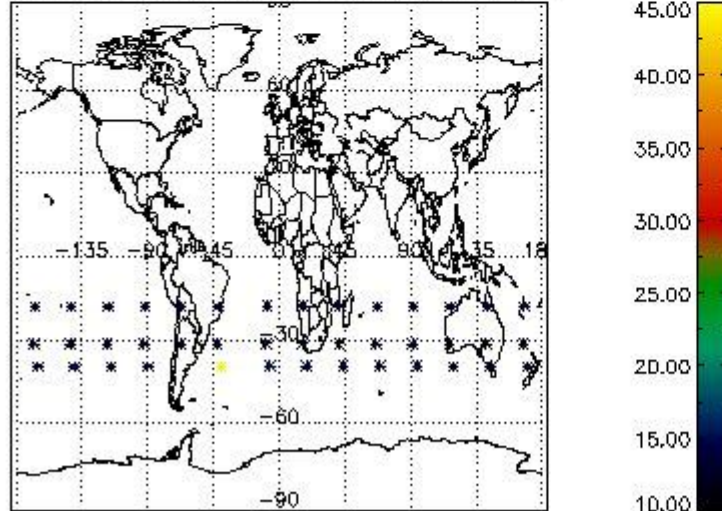
Percentage of flagged data per O3 profile



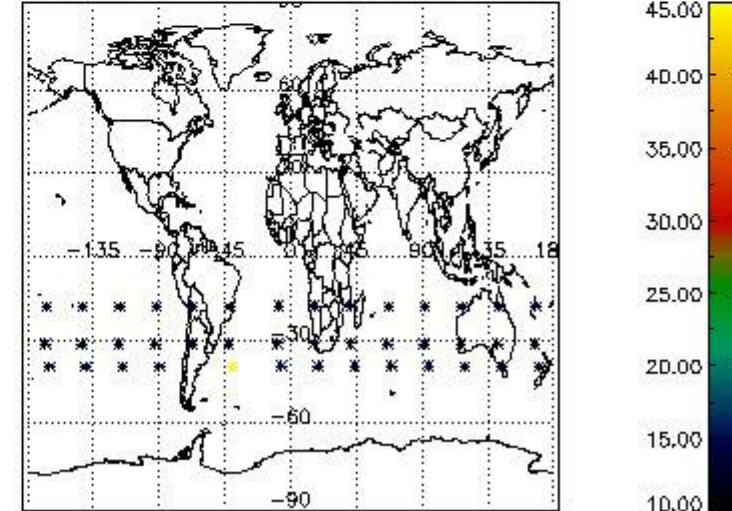
Percentage of flagged data per H2O profile



Percentage of flagged data per NO2 profile



Percentage of flagged data per NO3 profile



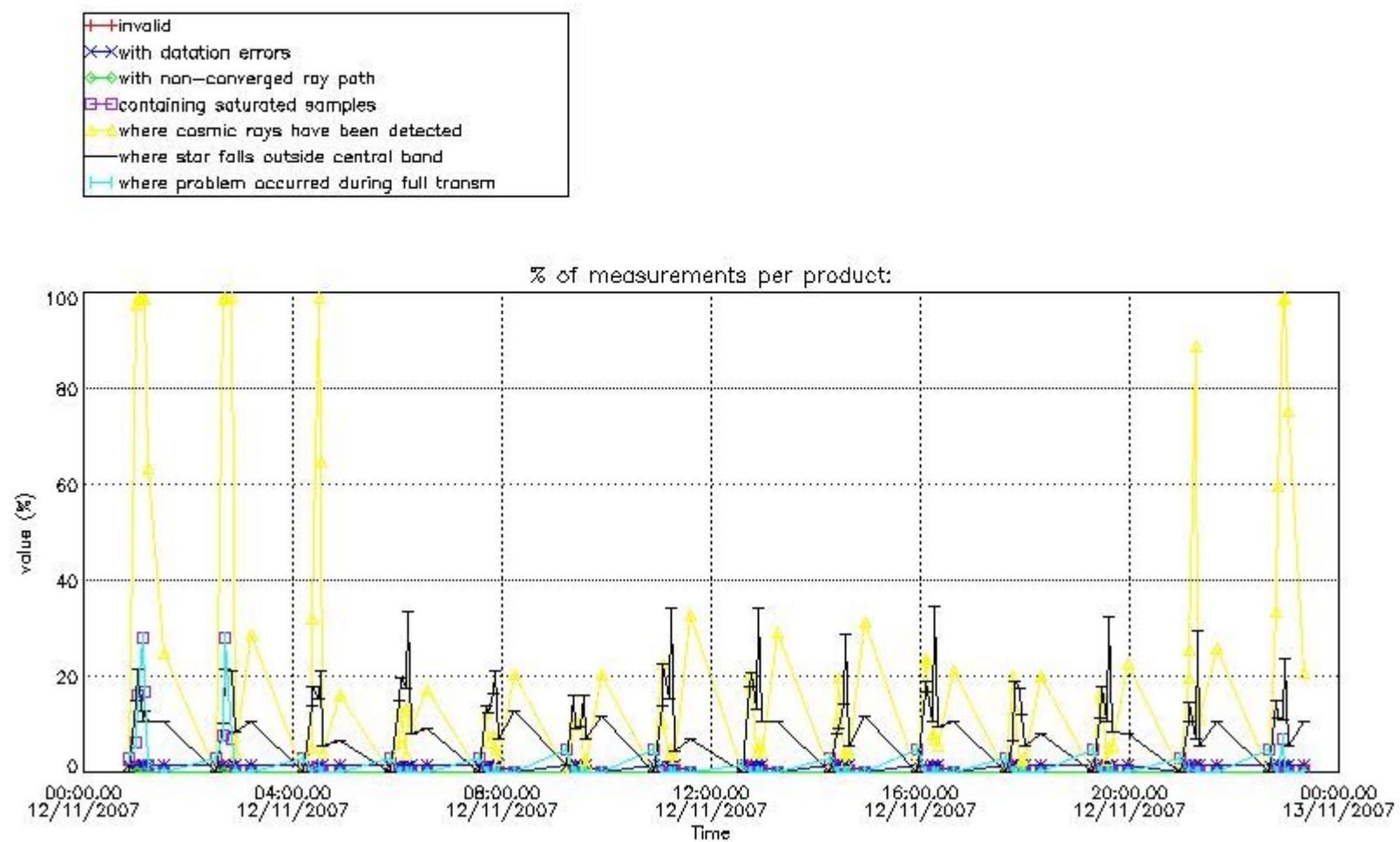
#### 4. Level 1 quality information per product

In this section it is plotted some information contained in the Quality Summary data set of the level 2 products that comes from the level 1b processing. Products without errors (error flag in the MPH set to "0") are used.

##### 4.1 Plot quality information per product (time dependant) coming from level 1b processing

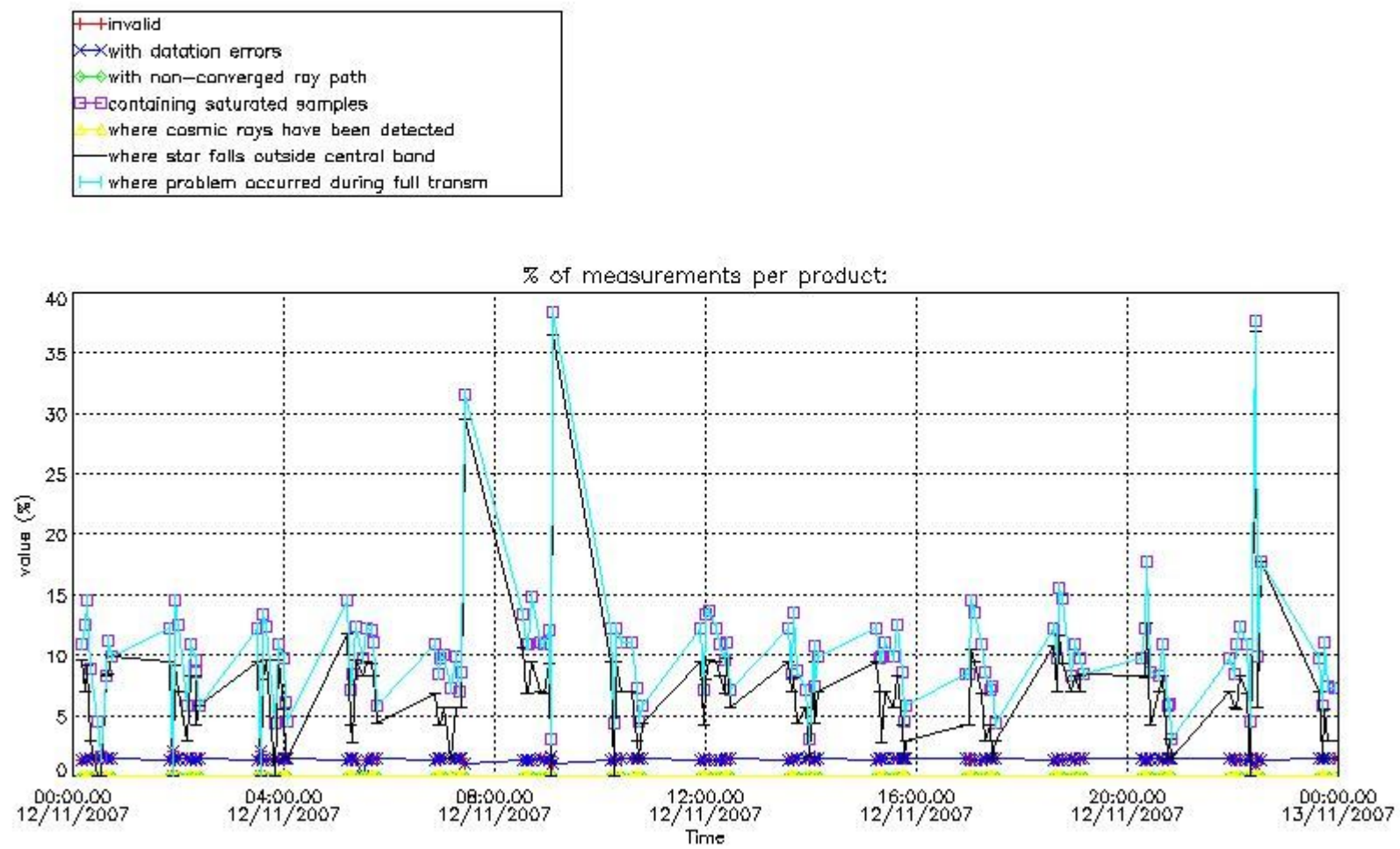
##### 4.1.1 Plot level 1 quality information per product (time dependant): ENVISAT ASCENDING passes





4.1.2 Plot level 1 quality information per product (time dependant): ENVI SAT DESCENDING passes

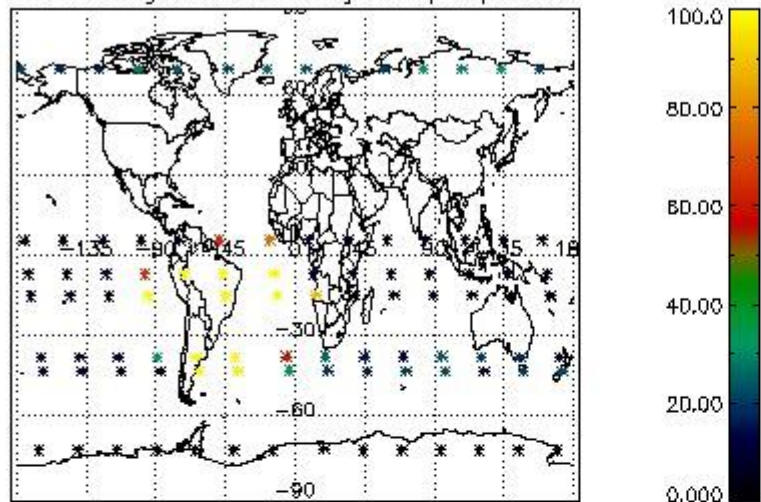




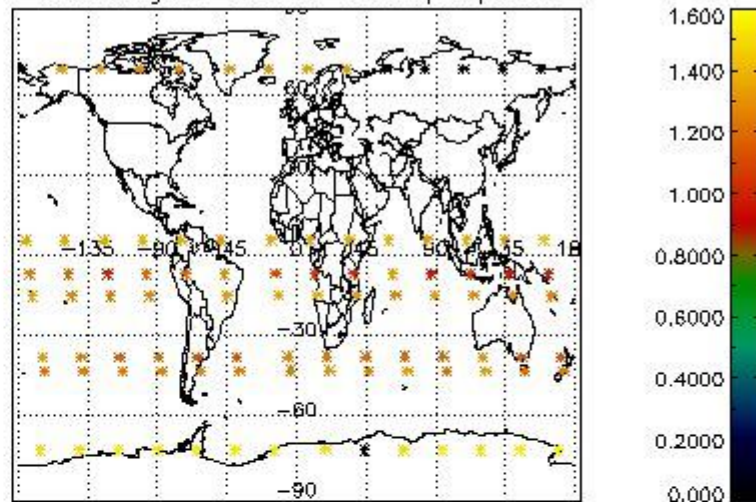
*4.2 Plot quality information per product coming from level 1b processing (world map)*

*4.2.1 Plot level 1 quality information per product (world map): ENVISAT ASCENDING passes*

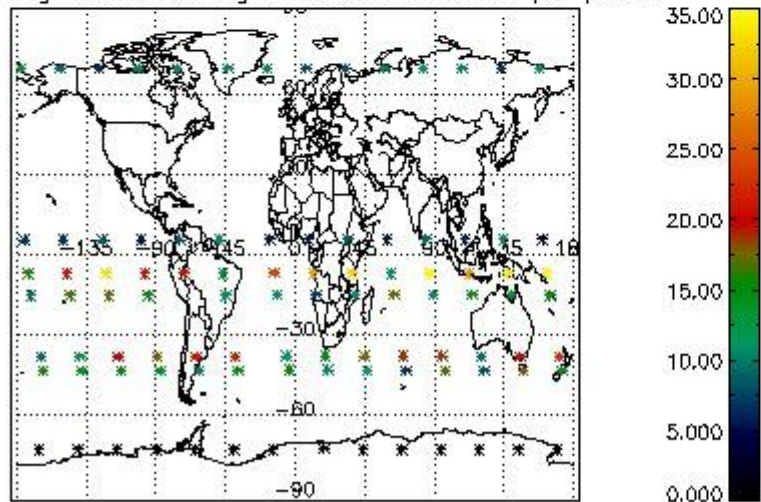
Percentage of cosmic ray hits per profile



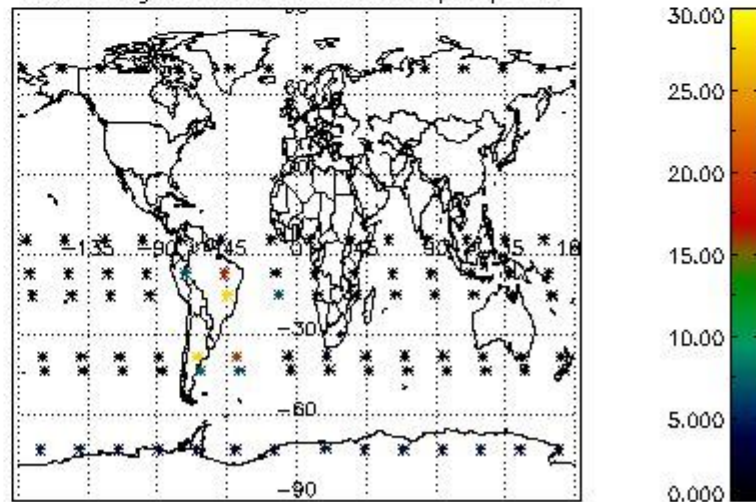
Percentage of datation errors per profile



Percentage of star falling outside central band per profile

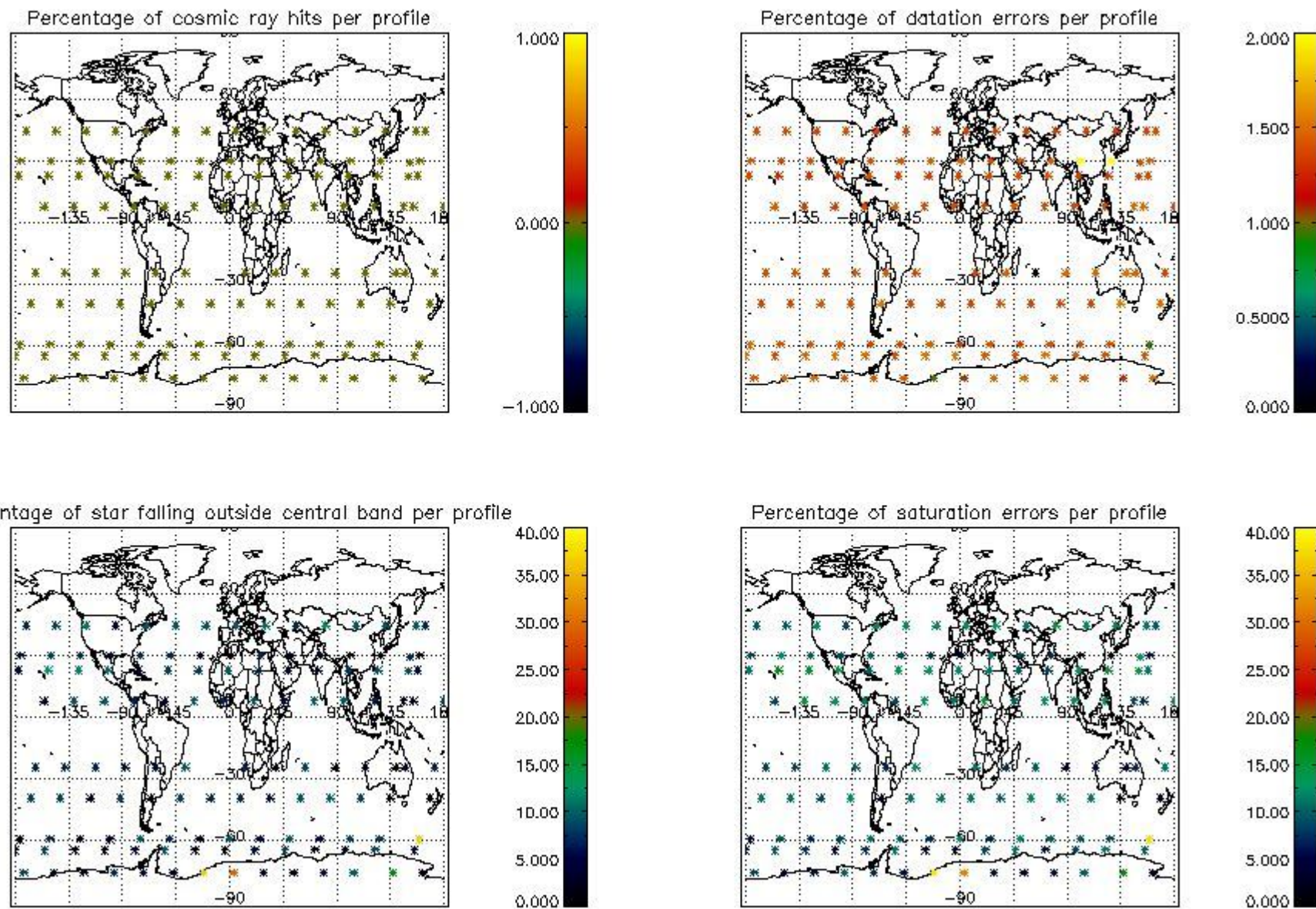


Percentage of saturation errors per profile



4.2.2 Plot level 1 quality information per product (world map): ENVISAT DESCENDING passes





## 5. Trace gas profiles

### 5.1 Ozone statistics based on quality of products

The final quality of the products can be "measured" using the STD (Standard Deviation) attached to every point profile. This information is written to the parameter GOM\_NL\_\_2P/NL\_LOCAL\_SPECIES\_DENSITY/o3\_std of the level 2 products. The table below shows the statistics for given STD ranges.

The statistics are given with respect to the overall valid production:

- Products without fatal errors: GOM\_NL\_\_2P/MPH/PRODUCT\_ERR=0
- Valid point profile: GOM\_NL\_\_2P/NL\_LOCAL\_SPECIES\_DENSITY/pcd(0)=0

The 'Criteria' is applied to valid points of dark limb products:

- Products in dark limb illumination condition: GOM\_NL\_\_2P/NL\_SUMMARY\_QUALITY/obs\_ill\_cond=0
- Products without fatal errors: GOM\_NL\_\_2P/MPH/PRODUCT\_ERR=0
- Valid point profile: GOM\_NL\_\_2P/NL\_LOCAL\_SPECIES\_DENSITY/pcd(0)=0

So, the table below shows the percentage of dark limb and valid observations for each criteria with respect to the overall valid daily observations.

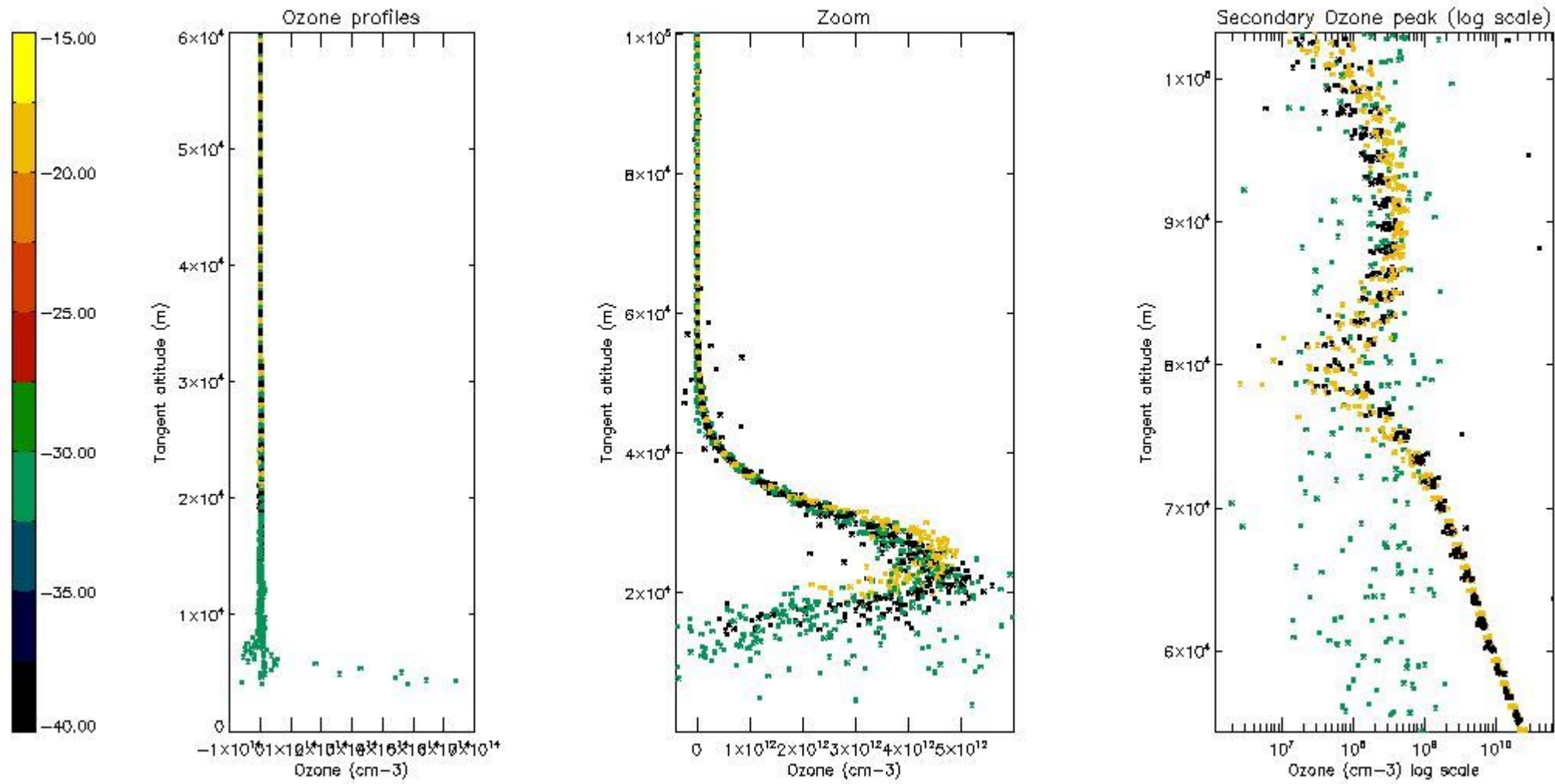
Criteria	% of total production
All STD	20
STD < 20	10



STD < 10	7
STD < 5	4

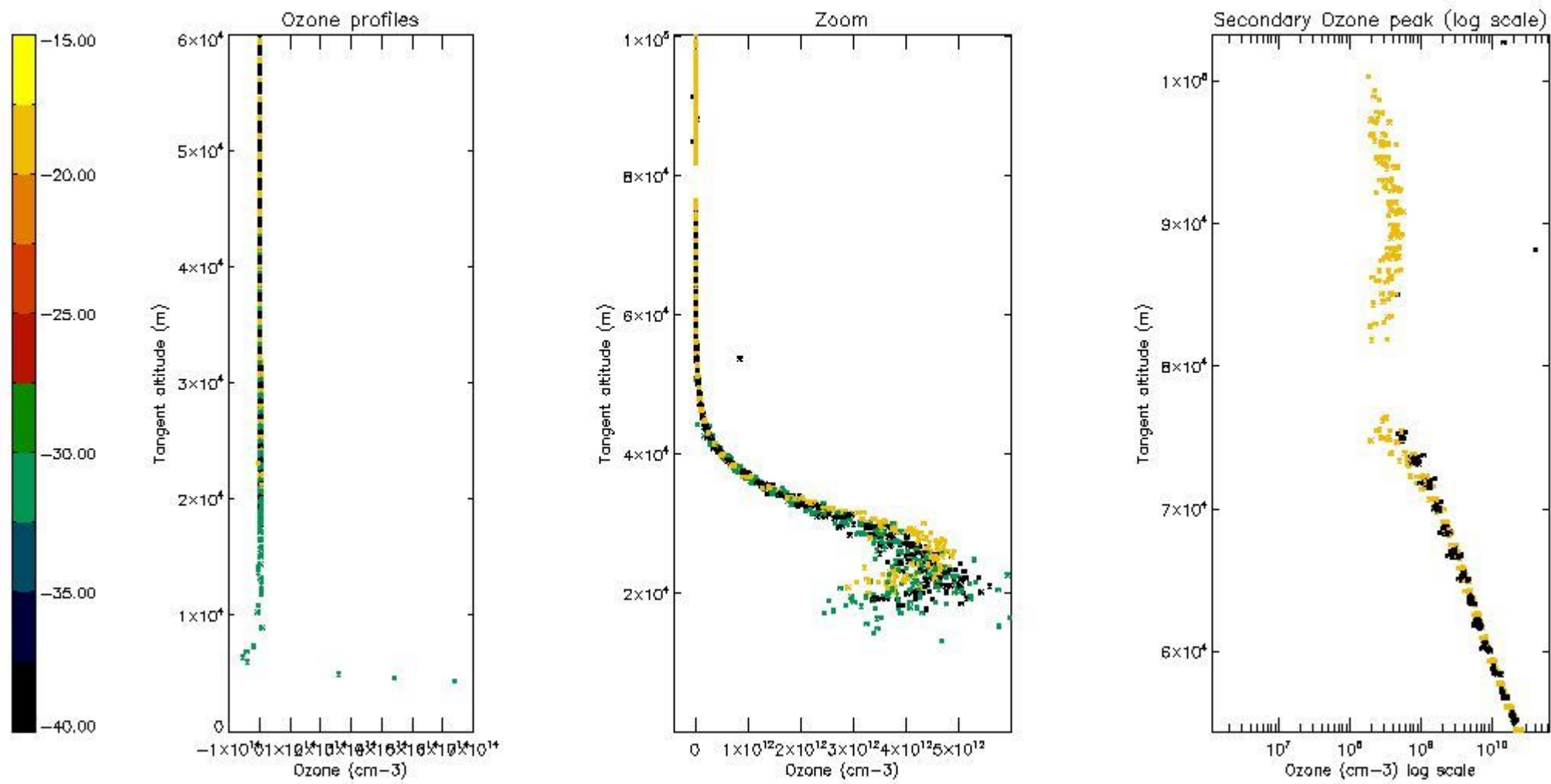
5.2 Plot ozone profiles for all STD (dark without errors)

The colorbar represents the latitude.



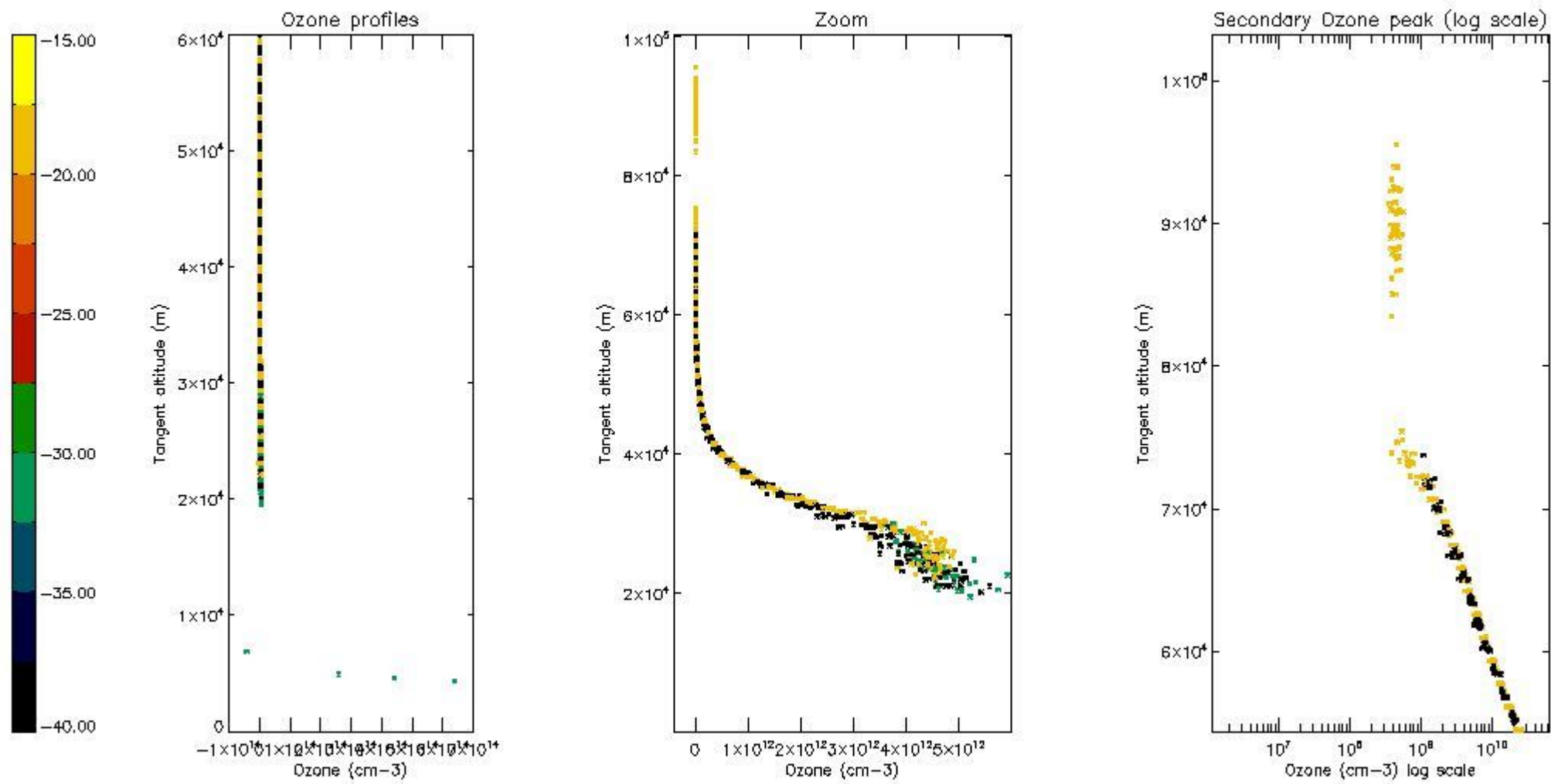
5.3 Plot ozone profiles where STD < 20% (dark without errors)

The colorbar represents the latitude.



5.4 Plot ozone profiles where  $STD < 10\%$  (dark without errors)

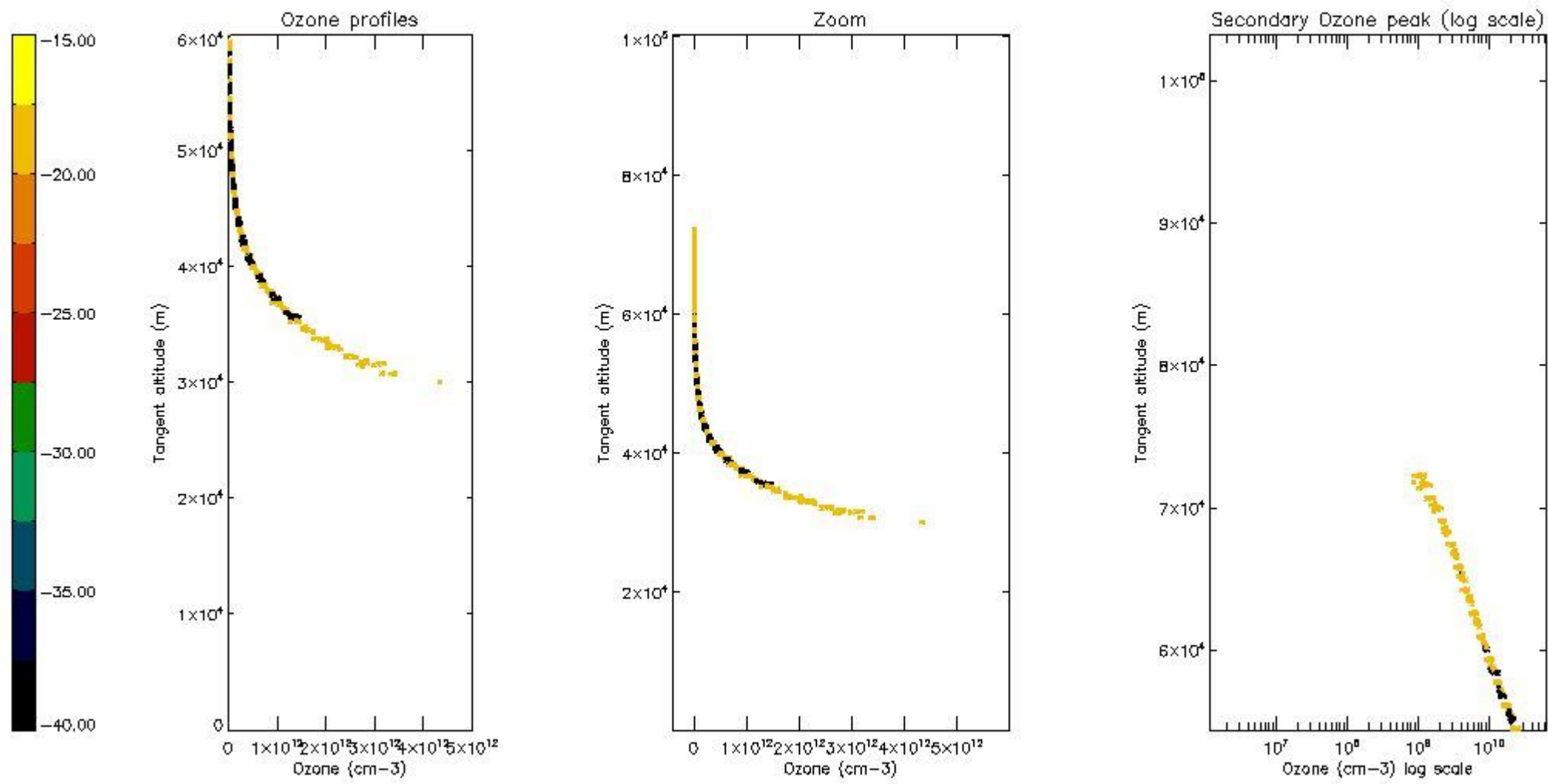
The colorbar represents the latitude.



*5.5 Plot ozone profiles where  $STD < 5\%$  (dark without errors)*

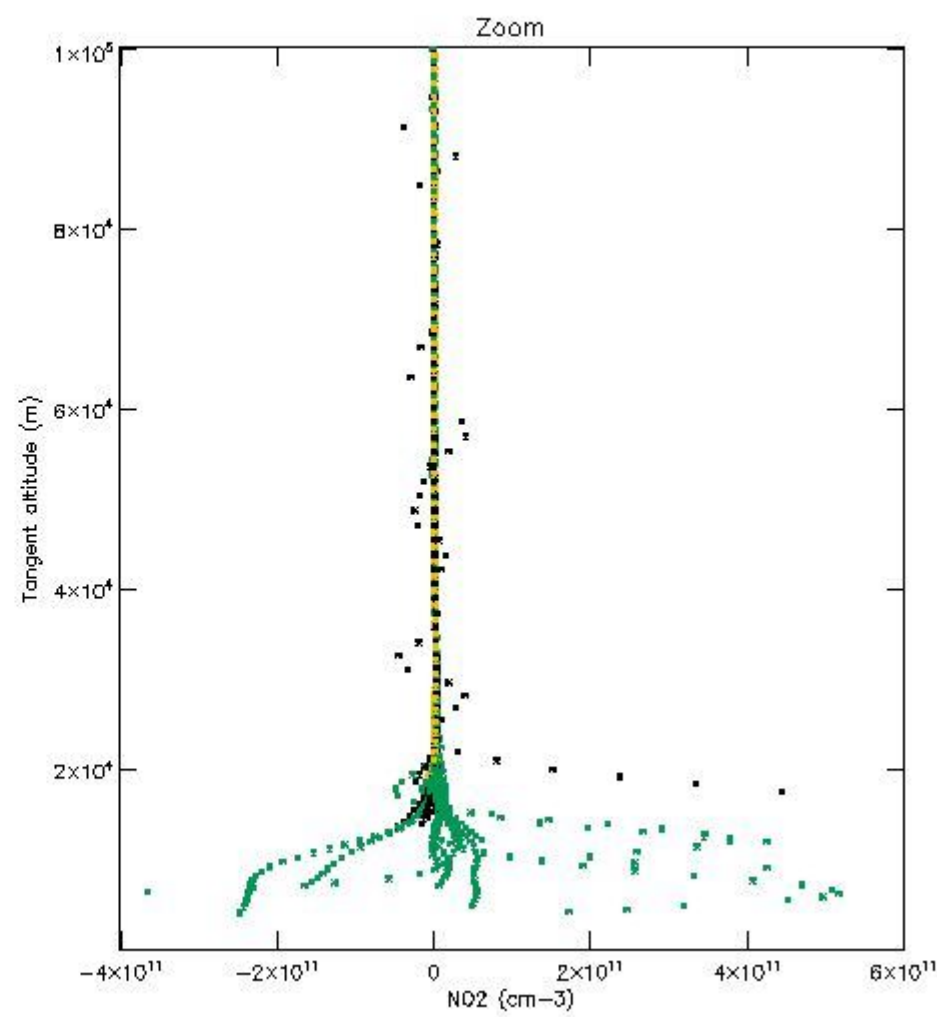
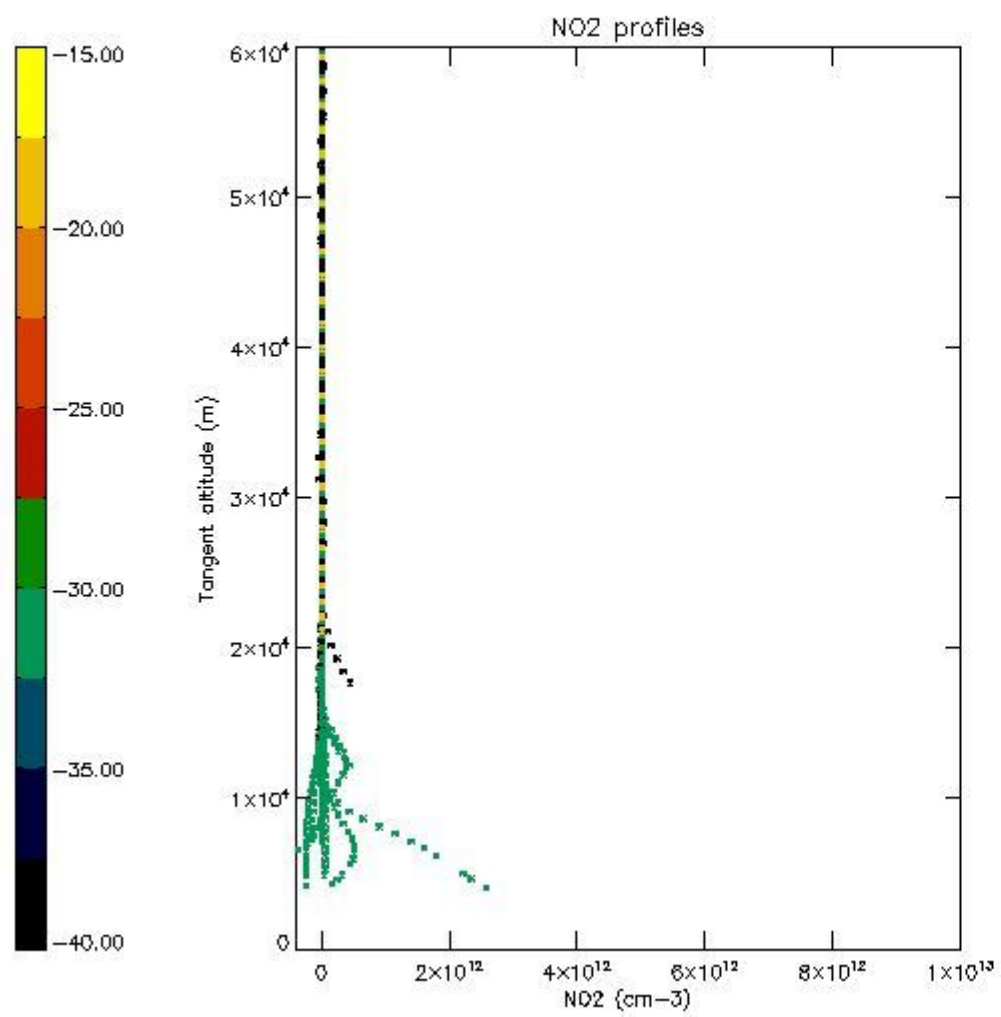
The colorbar represents the latitude.





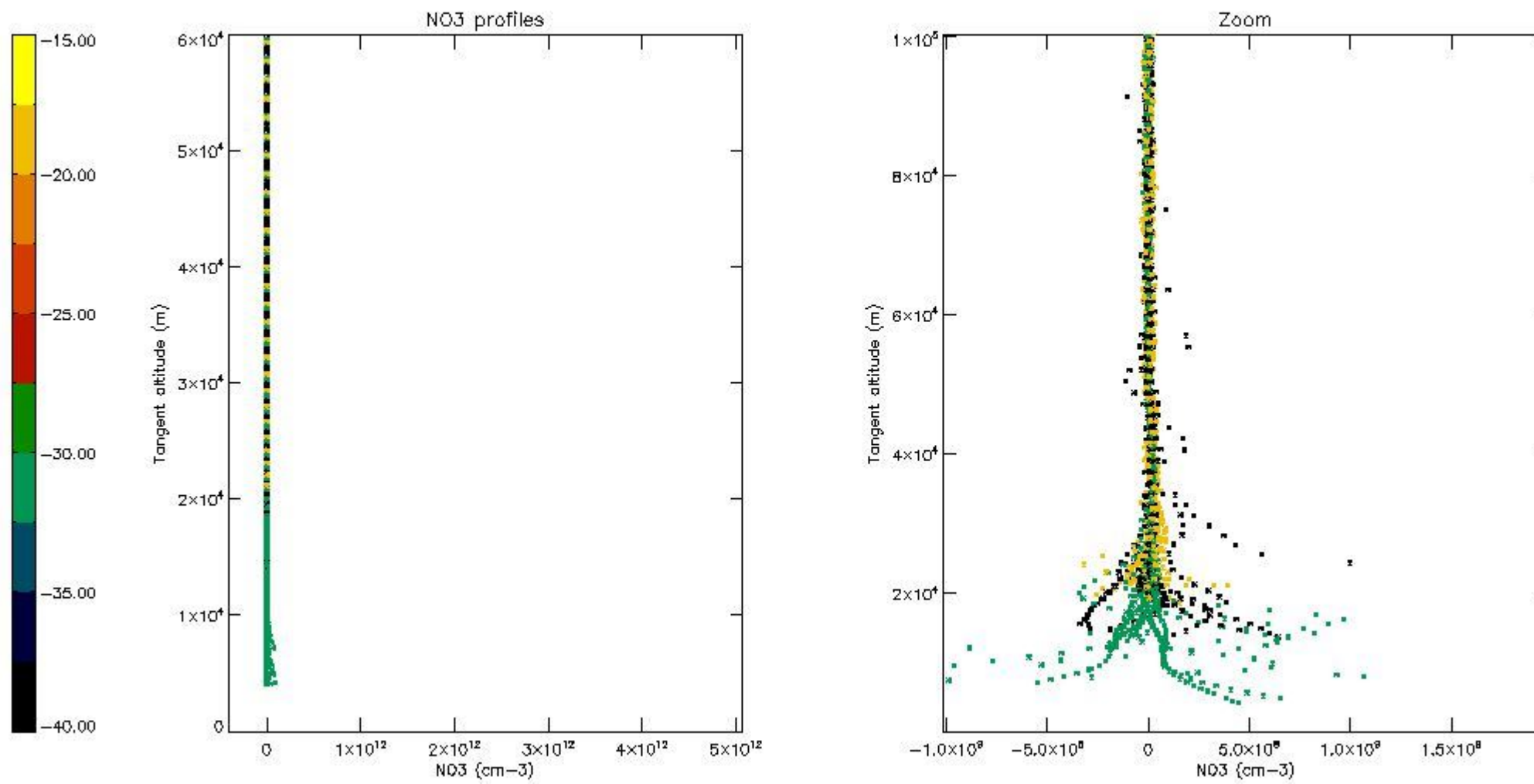
*5.6 Plot NO<sub>2</sub> profiles for all STD (dark without errors)*

The colorbar represents the latitude.



*5.7 Plot NO3 profiles for all STD (dark without errors)*

The colorbar represents the latitude.



## 6. Auxiliary Data Files used for the production reported in section 2

The number reported in the third column indicates since which file (see list in section 2) the corresponding auxiliary file has been used. The fourth column is the date of those product files.

Type	Auxiliary Filename	Used since product	Used since product date
INST_PHYS_CHARACTERISTICS	GOM_INS_AXVIEC20091111_143220_20030716_120000_20500101_000000	1	12-NOV-2007 00:09:12
LEVEL-2_PROC_CONFIG	GOM_PR2_AXVIEC20091111_152718_20020301_000000_20500101_000000	1	12-NOV-2007 00:09:12
CROSS_SECTIONS_FILE	GOM_CRS_AXVIEC20091111_154832_20020301_000000_20500101_000000	1	12-NOV-2007 00:09:12



# GOMOS Level 2 Daily Report

## SUMMARY

### [1. General Info](#)

### [2. Summary of processed GOM\\_NL\\_2P products](#)

### [3. Level 2 Quality information per product](#)

#### [3.1 Plot of level 2 quality information per product \(time dependant\)](#)

#### [3.2 Plot of level 2 quality information per product \(world map\)](#)

### [4. Level 1 Quality information per product \(stored on level 2 products\)](#)

#### [4.1 Plot of level 1 quality information per product \(time dependant\)](#)

##### [4.1.1 Plot of level 1 quality information per product \(time dependant\): ASCENDING](#)

##### [4.1.2 Plot of level 1 quality information per product \(time dependant\): DESCENDING](#)

#### [4.2 Plot of level 1 quality information per product \(world map\)](#)

##### [4.2.1 Plot of level 1 quality information per product \(world map\): ASCENDING](#)

##### [4.2.2 Plot of level 1 quality information per product \(world map\): DESCENDING](#)

### [5. Ozone profiles based on quality statistics and other trace gas profiles](#)

#### [5.1 Ozone statistics based on quality of products](#)

#### [5.2 Plot ozone profiles for all STD \(dark without errors\)](#)

#### [5.3 Plot ozone profiles where STD < 20% \(dark without errors\)](#)

#### [5.4. Plot ozone profiles where STD < 10% \(dark without errors\)](#)

#### [5.5. Plot ozone profiles where STD < 5% \(dark without errors\)](#)

#### [5.6 Plot NO2 profiles for all STD \(dark without errors\)](#)

#### [5.7 Plot NO3 profiles for all STD \(dark without errors\)](#)

#### [5.8 Plot H2O profiles \(only for occultations of stars 1,2,3,4,13,14,16,26,63 dark without errors\) for all STD](#)

### [6. Auxiliary Data Files used for the production reported in section 2](#)

This report presents the daily analysis on parameters extracted from GOMOS level 2 data (GOM\_NL\_\_2P). It is intended to monitor some important parameters that will impact the quality of these products. A list of level 2 products (and content) that have arrived during the reporting day to the PCF is also given.

Item	Value
Time of report generation	23APR2013 11:06:35
Data source version	GOMOS/6.01
Start time of products	12-11-2007 (12NOV2007 00:00:00)
Stop time of products	13-11-2007 (13NOV2007 00:00:00)
Store outputs in DB	Yes
Nb of level 2 prods	227
Nb of prods with errors	0

## 2. Summary of processed GOM\_NL\_\_2P products.

Nr	Filename	UTC Start time	Limb	Duration	Star Id	Star Name	Star Mag	Star Temp	Nb Meas	Orbit	Prod. error
1	GOM_NL__2PRFIN20071112_000912_000000372063_00188_29801_0818.N1	12-NOV-2007 00:09:12	Bright	36.500	105	6Bet Ari	2.6450	8900.0	73	29801	No
2	GOM_NL__2PRFIN20071112_001331_000000362063_00188_29801_0819.N1	12-NOV-2007 00:13:31	Bright	36.000	53	43Bet And	2.0480	3300.0	72	29801	No
3	GOM_NL__2PRFIN20071112_001522_000000382063_00188_29801_0820.N1	12-NOV-2007 00:15:22	Bright	38.000	73	57Gam1And	2.2600	13100.	76	29801	No
4	GOM_NL__2PRFIN20071112_001929_000000342063_00188_29801_0821.N1	12-NOV-2007 00:19:29	Bright	34.000	68	18Alp Cas	2.2250	4500.0	68	29801	No
5	GOM_NL__2PRFIN20071112_002832_000000332063_00188_29801_0822.N1	12-NOV-2007 00:28:32	Bright	33.000	49	1Alp UMi	1.9900	6300.0	66	29801	No
6	GOM_NL__2PRFIN20071112_003246_000000332063_00188_29801_0823.N1	12-NOV-2007 00:32:46	Bright	32.500	60	7Bet UMi	2.0810	3950.0	65	29801	No
7	GOM_NL__2PRFIN20071112_003829_000000362063_00188_29801_0824.N1	12-NOV-2007 00:38:29	Bright	36.000	32	77Eps UMa	1.7630	11000.	72	29801	No
8	GOM_NL__2PRFIN20071112_004002_000000362063_00188_29801_0825.N1	12-NOV-2007 00:40:02	Bright	35.500	39	85Eta UMa	1.8540	24000.	71	29801	No
9	GOM_NL__2PRFIN20071112_004332_000000362063_00188_29801_0826.N1	12-NOV-2007 00:43:32	Bright	35.500	152	12Alp2CVn	2.8900	11000.	71	29801	No
10	GOM_NL__2PRFIN20071112_005110_000000332063_00188_29801_0827.N1	12-NOV-2007 00:51:10	Bright	32.500	138	47Eps Vir	2.8280	4700.0	65	29801	No
11	GOM_NL__2PRFIN20071112_005951_000000412063_00188_29801_0828.N1	12-NOV-2007 00:59:51	Twilight	40.500	100	4Gam Crv	2.5800	13100.	81	29801	No
12	GOM_NL__2PRFIN20071112_010121_000000442063_00188_29801_0829.N1	12-NOV-2007 01:01:21	Twilight	44.000	171	2Eps Crv	3.0010	4250.0	88	29801	No
13	GOM_NL__2PRFIN20071112_010749_000000382063_00188_29801_0830.N1	12-NOV-2007 01:07:49	Dark	37.500	64	Gam Cen	2.2000	10600.	75	29801	No
14	GOM_NL__2PRFIN20071112_011006_000000392063_00188_29801_0831.N1	12-NOV-2007 01:10:06	Dark	39.000	26	Gam Cru	1.6240	2900.0	78	29801	No
15	GOM_NL__2PRFIN20071112_011337_000000382063_00189_29802_0825.N1	12-NOV-2007 01:13:37	Dark	38.000	124	The Car	2.7640	30000.	76	29802	No
16	GOM_NL__2PRFIN20071112_013152_000000392063_00189_29802_0826.N1	12-NOV-2007 01:31:52	Straylight	38.500	157	The1Eri	2.9060	9300.0	77	29802	No
17	GOM_NL__2PRFIN20071112_014948_000000372063_00189_29802_0827.N1	12-NOV-2007 01:49:48	Bright	37.000	105	6Bet Ari	2.6450	8900.0	74	29802	No
18	GOM_NL__2PRFIN20071112_015354_000000252063_00189_29802_0828.N1	12-NOV-2007 01:53:54	Twilight	25.000	173	4Bet Tri	3.0040	8900.0	50	29802	No
19	GOM_NL__2PRFIN20071112_015558_000000382063_00189_29802_0829.N1	12-NOV-2007 01:55:58	Bright	38.000	73	57Gam1And	2.2600	13100.	76	29802	No
20	GOM_NL__2PRFIN20071112_020005_000000362063_00189_29802_0830.N1	12-NOV-2007 02:00:05	Bright	36.000	68	18Alp Cas	2.2250	4500.0	72	29802	No
21	GOM_NL__2PRFIN20071112_020908_000000342063_00189_29802_0831.N1	12-NOV-2007 02:09:08	Bright	34.000	49	1Alp UMi	1.9900	6300.0	68	29802	No
22	GOM_NL__2PRFIN20071112_021322_000000372063_00189_29802_0832.N1	12-NOV-2007 02:13:22	Bright	36.500	60	7Bet UMi	2.0810	3950.0	73	29802	No
23	GOM_NL__2PRFIN20071112_021905_000000372063_00189_29802_0833.N1	12-NOV-2007 02:19:05	Bright	36.500	32	77Eps UMa	1.7630	11000.	73	29802	No
24	GOM_NL__2PRFIN20071112_022038_000000352063_00189_29802_0834.N1	12-NOV-2007 02:20:38	Bright	35.000	39	85Eta UMa	1.8540	24000.	70	29802	No
25	GOM_NL__2PRFIN20071112_022408_000000342063_00189_29802_0835.N1	12-NOV-2007 02:24:08	Bright	34.000	152	12Alp2CVn	2.8900	11000.	68	29802	No
26	GOM_NL__2PRFIN20071112_023147_000000332063_00189_29802_0836.N1	12-NOV-2007 02:31:47	Bright	32.500	138	47Eps Vir	2.8280	4700.0	65	29802	No
27	GOM_NL__2PRFIN20071112_024027_000000392063_00189_29802_0837.N1	12-NOV-2007 02:40:27	Twilight	39.000	100	4Gam Crv	2.5800	13100.	78	29802	No
28	GOM_NL__2PRFIN20071112_024157_000000452063_00189_29802_0838.N1	12-NOV-2007 02:41:57	Twilight	44.500	171	2Eps Crv	3.0010	4250.0	89	29802	No
29	GOM_NL__2PRFIN20071112_025043_000000432063_00189_29802_0839.N1	12-NOV-2007 02:50:43	Dark	42.500	26	Gam Cru	1.6240	2900.0	85	29802	No
30	GOM_NL__2PRFIN20071112_025413_000000372063_00190_29803_0833.N1	12-NOV-2007 02:54:13	Dark	36.500	124	The Car	2.7640	30000.	73	29803	No
31	GOM_NL__2PRFIN20071112_031228_000000392063_00190_29803_0834.N1	12-NOV-2007 03:12:28	Straylight	38.500	157	The1Eri	2.9060	9300.0	77	29803	No
32	GOM_NL__2PRFIN20071112_033024_000000372063_00190_29803_0835.N1	12-NOV-2007 03:30:24	Bright	37.000	105	6Bet Ari	2.6450	8900.0	74	29803	No
33	GOM_NL__2PRFIN20071112_033430_000000252063_00190_29803_0836.N1	12-NOV-2007 03:34:30	Twilight	25.000	173	4Bet Tri	3.0040	8900.0	50	29803	No
34	GOM_NL__2PRFIN20071112_033634_000000382063_00190_29803_0837.N1	12-NOV-2007 03:36:34	Bright	37.500	73	57Gam1And	2.2600	13100.	75	29803	No
35	GOM_NL__2PRFIN20071112_034041_000000372063_00190_29803_0838.N1	12-NOV-2007 03:40:41	Bright	36.500	68	18Alp Cas	2.2250	4500.0	73	29803	No
36	GOM_NL__2PRFIN20071112_034944_000000342063_00190_29803_0839.N1	12-NOV-2007 03:49:44	Bright	34.000	49	1Alp UMi	1.9900	6300.0	68	29803	No
37	GOM_NL__2PRFIN20071112_035359_000000372063_00190_29803_0840.N1	12-NOV-2007 03:53:59	Bright	36.500	60	7Bet UMi	2.0810	3950.0	73	29803	No
38	GOM_NL__2PRFIN20071112_035941_000000362063_00190_29803_0841.N1	12-NOV-2007 03:59:41	Bright	36.000	32	77Eps UMa	1.7630	11000.	72	29803	No
39	GOM_NL__2PRFIN20071112_040114_000000332063_00190_29803_0842.N1	12-NOV-2007 04:01:14	Bright	33.000	39	85Eta UMa	1.8540	24000.	66	29803	No
40	GOM_NL__2PRFIN20071112_040444_000000332063_00190_29803_0843.N1	12-NOV-2007 04:04:44	Bright	33.000	152	12Alp2CVn	2.8900	11000.	66	29803	No
41	GOM_NL__2PRFIN20071112_041223_000000332063_00190_29803_0844.N1	12-NOV-2007 04:12:23	Bright	32.500	138	47Eps Vir	2.8280	4700.0	65	29803	No
42	GOM_NL__2PRFIN20071112_042104_000000402063_00190_29803_0845.N1	12-NOV-2007 04:21:04	Twilight	39.500	100	4Gam Crv	2.5800	13100.	79	29803	No

43	GOM_NL__2PRFIN20071112_042233_000000422063_00190_29803_0846.N1	12-NOV-2007 04:22:33	Twilight	42.000	171	2Eps Crv	3.0010	4250.0	84	29803	No
44	GOM_NL__2PRFIN20071112_042901_000000402063_00190_29803_0847.N1	12-NOV-2007 04:29:01	Dark	39.500	64	Gam Cen	2.2000	10600.	79	29803	No
45	GOM_NL__2PRFIN20071112_043119_000000432063_00190_29803_0848.N1	12-NOV-2007 04:31:19	Dark	42.500	26	Gam Cru	1.6240	2900.0	85	29803	No
46	GOM_NL__2PRFIN20071112_043450_000000362063_00191_29804_0840.N1	12-NOV-2007 04:34:50	Dark	36.000	124	The Car	2.7640	30000.	72	29804	No
47	GOM_NL__2PRFIN20071112_045304_000000382063_00191_29804_0841.N1	12-NOV-2007 04:53:04	Straylight	37.500	157	The1Eri	2.9060	9300.0	75	29804	No
48	GOM_NL__2PRFIN20071112_051100_000000382063_00191_29804_0842.N1	12-NOV-2007 05:11:00	Bright	38.000	105	6Bet Ari	2.6450	8900.0	76	29804	No
49	GOM_NL__2PRFIN20071112_051506_000000352063_00191_29804_0843.N1	12-NOV-2007 05:15:06	Bright	35.000	173	4Bet Tri	3.0040	8900.0	70	29804	No
50	GOM_NL__2PRFIN20071112_051710_000000362063_00191_29804_0844.N1	12-NOV-2007 05:17:10	Bright	35.500	73	57Gam1And	2.2600	13100.	71	29804	No
51	GOM_NL__2PRFIN20071112_052118_000000372063_00191_29804_0845.N1	12-NOV-2007 05:21:18	Bright	36.500	68	18Alp Cas	2.2250	4500.0	73	29804	No
52	GOM_NL__2PRFIN20071112_053020_000000362063_00191_29804_0846.N1	12-NOV-2007 05:30:20	Bright	36.000	49	1Alp UMi	1.9900	6300.0	72	29804	No
53	GOM_NL__2PRFIN20071112_053435_000000372063_00191_29804_0847.N1	12-NOV-2007 05:34:35	Bright	37.000	60	7Bet UMi	2.0810	3950.0	74	29804	No
54	GOM_NL__2PRFIN20071112_054017_000000382063_00191_29804_0848.N1	12-NOV-2007 05:40:17	Bright	37.500	32	77Eps UMa	1.7630	11000.	75	29804	No
55	GOM_NL__2PRFIN20071112_054150_000000362063_00191_29804_0849.N1	12-NOV-2007 05:41:50	Bright	36.000	39	85Eta UMa	1.8540	24000.	72	29804	No
56	GOM_NL__2PRFIN20071112_054520_000000342063_00191_29804_0850.N1	12-NOV-2007 05:45:20	Bright	34.000	152	12Alp2CVn	2.8900	11000.	68	29804	No
57	GOM_NL__2PRFIN20071112_055259_000000332063_00191_29804_0851.N1	12-NOV-2007 05:52:59	Bright	32.500	138	47Eps Vir	2.8280	4700.0	65	29804	No
58	GOM_NL__2PRFIN20071112_060140_000000402063_00191_29804_0852.N1	12-NOV-2007 06:01:40	Tw_i_and_stray	40.000	100	4Gam Crv	2.5800	13100.	80	29804	No
59	GOM_NL__2PRFIN20071112_060310_000000432063_00191_29804_0853.N1	12-NOV-2007 06:03:10	Twilight	43.000	171	2Eps Crv	3.0010	4250.0	86	29804	No
60	GOM_NL__2PRFIN20071112_060937_000000412063_00191_29804_0854.N1	12-NOV-2007 06:09:37	Dark	40.500	64	Gam Cen	2.2000	10600.	81	29804	No
61	GOM_NL__2PRFIN20071112_061155_000000512063_00191_29804_0855.N1	12-NOV-2007 06:11:55	Dark	51.000	26	Gam Cru	1.6240	2900.0	102	29804	No
62	GOM_NL__2PRFIN20071112_061526_000000372063_00192_29805_0862.N1	12-NOV-2007 06:15:26	Dark	37.000	124	The Car	2.7640	30000.	74	29805	No
63	GOM_NL__2PRFIN20071112_063341_000000382063_00192_29805_0863.N1	12-NOV-2007 06:33:41	Straylight	38.000	157	The1Eri	2.9060	9300.0	76	29805	No
64	GOM_NL__2PRFIN20071112_065136_000000372063_00192_29805_0864.N1	12-NOV-2007 06:51:36	Bright	36.500	105	6Bet Ari	2.6450	8900.0	73	29805	No
65	GOM_NL__2PRFIN20071112_065542_000000362063_00192_29805_0865.N1	12-NOV-2007 06:55:42	Bright	35.500	173	4Bet Tri	3.0040	8900.0	71	29805	No
66	GOM_NL__2PRFIN20071112_065746_000000362063_00192_29805_0866.N1	12-NOV-2007 06:57:46	Bright	36.000	73	57Gam1And	2.2600	13100.	72	29805	No
67	GOM_NL__2PRFIN20071112_070154_000000352063_00192_29805_0867.N1	12-NOV-2007 07:01:54	Bright	35.000	68	18Alp Cas	2.2250	4500.0	70	29805	No
68	GOM_NL__2PRFIN20071112_071056_000000352063_00192_29805_0868.N1	12-NOV-2007 07:10:56	Bright	34.500	49	1Alp UMi	1.9900	6300.0	69	29805	No
69	GOM_NL__2PRFIN20071112_071511_000000362063_00192_29805_0869.N1	12-NOV-2007 07:15:11	Bright	35.500	60	7Bet UMi	2.0810	3950.0	71	29805	No
70	GOM_NL__2PRFIN20071112_072053_000000362063_00192_29805_0870.N1	12-NOV-2007 07:20:53	Bright	35.500	32	77Eps UMa	1.7630	11000.	71	29805	No
71	GOM_NL__2PRFIN20071112_072226_000000352063_00192_29805_0871.N1	12-NOV-2007 07:22:26	Bright	35.000	39	85Eta UMa	1.8540	24000.	70	29805	No
72	GOM_NL__2PRFIN20071112_072556_000000482063_00192_29805_0872.N1	12-NOV-2007 07:25:56	Bright	47.500	152	12Alp2CVn	2.8900	11000.	95	29805	No
73	GOM_NL__2PRFIN20071112_073335_000000332063_00192_29805_0873.N1	12-NOV-2007 07:33:35	Bright	32.500	138	47Eps Vir	2.8280	4700.0	65	29805	No
74	GOM_NL__2PRFIN20071112_074216_000000402063_00192_29805_0874.N1	12-NOV-2007 07:42:16	Tw_i_and_stray	40.000	100	4Gam Crv	2.5800	13100.	80	29805	No
75	GOM_NL__2PRFIN20071112_074346_000000402063_00192_29805_0875.N1	12-NOV-2007 07:43:46	Twilight	40.000	171	2Eps Crv	3.0010	4250.0	80	29805	No
76	GOM_NL__2PRFIN20071112_075013_000000402063_00192_29805_0876.N1	12-NOV-2007 07:50:13	Dark	39.500	64	Gam Cen	2.2000	10600.	79	29805	No
77	GOM_NL__2PRFIN20071112_075231_000000432063_00192_29805_0877.N1	12-NOV-2007 07:52:31	Dark	42.500	26	Gam Cru	1.6240	2900.0	85	29805	No
78	GOM_NL__2PRFIN20071112_075602_000000372063_00193_29806_0908.N1	12-NOV-2007 07:56:02	Dark	37.000	124	The Car	2.7640	30000.	74	29806	No
79	GOM_NL__2PRFIN20071112_081417_000000402063_00193_29806_0909.N1	12-NOV-2007 08:14:17	Straylight	39.500	157	The1Eri	2.9060	9300.0	79	29806	No
80	GOM_NL__2PRFIN20071112_083212_000000382063_00193_29806_0910.N1	12-NOV-2007 08:32:12	Bright	37.500	105	6Bet Ari	2.6450	8900.0	75	29806	No
81	GOM_NL__2PRFIN20071112_083618_000000372063_00193_29806_0911.N1	12-NOV-2007 08:36:18	Bright	36.500	173	4Bet Tri	3.0040	8900.0	73	29806	No
82	GOM_NL__2PRFIN20071112_083821_000000372063_00193_29806_0912.N1	12-NOV-2007 08:38:21	Bright	36.500	73	57Gam1And	2.2600	13100.	73	29806	No
83	GOM_NL__2PRFIN20071112_084230_000000372063_00193_29806_0913.N1	12-NOV-2007 08:42:30	Bright	37.000	68	18Alp Cas	2.2250	4500.0	74	29806	No
84	GOM_NL__2PRFIN20071112_085132_000000362063_00193_29806_0914.N1	12-NOV-2007 08:51:32	Bright	36.000	49	1Alp UMi	1.9900	6300.0	72	29806	No
85	GOM_NL__2PRFIN20071112_085547_000000372063_00193_29806_0915.N1	12-NOV-2007 08:55:47	Bright	36.500	60	7Bet UMi	2.0810	3950.0	73	29806	No
86	GOM_NL__2PRFIN20071112_090129_000000382063_00193_29806_0916.N1	12-NOV-2007 09:01:29	Bright	37.500	32	77Eps UMa	1.7630	11000.	75	29806	No
87	GOM_NL__2PRFIN20071112_090302_000000332063_00193_29806_0917.N1	12-NOV-2007 09:03:02	Bright	32.500	39	85Eta UMa	1.8540	24000.	65	29806	No
88	GOM_NL__2PRFIN20071112_090632_000000522063_00193_29806_0918.N1	12-NOV-2007 09:06:32	Bright	52.000	152	12Alp2CVn	2.8900	11000.	104	29806	No
89	GOM_NL__2PRFIN20071112_091411_000000332063_00193_29806_0919.N1	12-NOV-2007 09:14:11	Bright	33.000	138	47Eps Vir	2.8280	4700.0	66	29806	No
90	GOM_NL__2PRFIN20071112_092252_000000412063_00193_29806_0920.N1	12-NOV-2007 09:22:52	Tw_i_and_stray	41.000	100	4Gam Crv	2.5800	13100.	82	29806	No
91	GOM_NL__2PRFIN20071112_092422_000000382063_00193_29806_0921.N1	12-NOV-2007 09:24:22	Twilight	38.000	171	2Eps Crv	3.0010	4250.0	76	29806	No
92	GOM_NL__2PRFIN20071112_093049_000000372063_00193_29806_0922.N1	12-NOV-2007 09:30:49	Dark	37.000	64	Gam Cen	2.2000	10600.	74	29806	No
93	GOM_NL__2PRFIN20071112_093307_000000412063_00193_29806_0923.N1	12-NOV-2007 09:33:07	Dark	40.500	26	Gam Cru	1.6240	2900.0	81	29806	No
94	GOM_NL__2PRFIN20071112_093639_000000372063_00194_29807_0920.N1	12-NOV-2007 09:36:39	Dark	37.000	124	The Car	2.7640	30000.	74	29807	No
95	GOM_NL__2PRFIN20071112_095453_000000392063_00194_29807_0921.N1	12-NOV-2007 09:54:53	Straylight	39.000	157	The1Eri	2.9060	9300.0	78	29807	No
96	GOM_NL__2PRFIN20071112_101248_000000372063_00194_29807_0922.N1	12-NOV-2007 10:12:48	Bright	37.000	105	6Bet Ari	2.6450	8900.0	74	29807	No
97	GOM_NL__2PRFIN20071112_101653_000000352063_00194_29807_0923.N1	12-NOV-2007 10:16:53	Bright	34.500	173	4Bet Tri	3.0040	8900.0	69	29807	No
98	GOM_NL__2PRFIN20071112_101857_000000372063_00194_29807_0924.N1	12-NOV-2007 10:18:57	Bright	37.000	73	57Gam1And	2.2600	13100.	74	29807	No
99	GOM_NL__2PRFIN20071112_102306_000000362063_00194_29807_0925.N1	12-NOV-2007 10:23:06	Bright	36.000	68	18Alp Cas	2.2250	4500.0	72	29807	No
100	GOM_NL__2PRFIN20071112_103623_000000362063_00194_29807_0926.N1	12-NOV-2007 10:36:23	Bright	36.000	60	7Bet UMi	2.0810	3950.0	72	29807	No
101	GOM_NL__2PRFIN20071112_104205_000000352063_00194_29807_0927.N1	12-NOV-2007 10:42:05	Bright	34.500	32	77Eps UMa	1.7630	11000.	69	29807	No

102	GOM_NL__2PRFIN20071112_104338_000000332063_00194_29807_0928.N1	12-NOV-2007 10:43:38	Bright	33.000	39	85Eta UMa	1.8540	24000.	66	29807	No
103	GOM_NL__2PRFIN20071112_104708_000000352063_00194_29807_0929.N1	12-NOV-2007 10:47:08	Bright	34.500	152	12Alp2CVn	2.8900	11000.	69	29807	No
104	GOM_NL__2PRFIN20071112_105447_000000332063_00194_29807_0930.N1	12-NOV-2007 10:54:47	Bright	33.000	138	47Eps Vir	2.8280	4700.0	66	29807	No
105	GOM_NL__2PRFIN20071112_110329_000000402063_00194_29807_0931.N1	12-NOV-2007 11:03:29	Twilight	40.000	100	4Gam Crv	2.5800	13100.	80	29807	No
106	GOM_NL__2PRFIN20071112_110459_000000452063_00194_29807_0932.N1	12-NOV-2007 11:04:59	Twilight	44.500	171	2Eps Crv	3.0010	4250.0	89	29807	No
107	GOM_NL__2PRFIN20071112_111125_000000402063_00194_29807_0933.N1	12-NOV-2007 11:11:25	Dark	39.500	64	Gam Cen	2.2000	10600.	79	29807	No
108	GOM_NL__2PRFIN20071112_111343_000000512063_00194_29807_0934.N1	12-NOV-2007 11:13:43	Dark	51.000	26	Gam Cru	1.6240	2900.0	102	29807	No
109	GOM_NL__2PRFIN20071112_111715_000000352063_00195_29808_0936.N1	12-NOV-2007 11:17:15	Dark	35.000	124	The Car	2.7640	30000.	70	29808	No
110	GOM_NL__2PRFIN20071112_113529_000000372063_00195_29808_0937.N1	12-NOV-2007 11:35:29	Straylight	36.500	157	The1Eri	2.9060	9300.0	73	29808	No
111	GOM_NL__2PRFIN20071112_115324_000000372063_00195_29808_0938.N1	12-NOV-2007 11:53:24	Bright	37.000	105	6Bet Ari	2.6450	8900.0	74	29808	No
112	GOM_NL__2PRFIN20071112_115729_000000352063_00195_29808_0939.N1	12-NOV-2007 11:57:29	Bright	35.000	173	4Bet Tri	3.0040	8900.0	70	29808	No
113	GOM_NL__2PRFIN20071112_115933_000000382063_00195_29808_0940.N1	12-NOV-2007 11:59:33	Bright	37.500	73	57Gam1And	2.2600	13100.	75	29808	No
114	GOM_NL__2PRFIN20071112_120342_000000372063_00195_29808_0941.N1	12-NOV-2007 12:03:42	Bright	36.500	68	18Alp Cas	2.2250	4500.0	73	29808	No
115	GOM_NL__2PRFIN20071112_121244_000000372063_00195_29808_0942.N1	12-NOV-2007 12:12:44	Bright	37.000	49	1Alp UMi	1.9900	6300.0	74	29808	No
116	GOM_NL__2PRFIN20071112_121659_000000372063_00195_29808_0943.N1	12-NOV-2007 12:16:59	Bright	36.500	60	7Bet UMi	2.0810	3950.0	73	29808	No
117	GOM_NL__2PRFIN20071112_122241_000000372063_00195_29808_0944.N1	12-NOV-2007 12:22:41	Bright	36.500	32	77Eps UMa	1.7630	11000.	73	29808	No
118	GOM_NL__2PRFIN20071112_122414_000000362063_00195_29808_0945.N1	12-NOV-2007 12:24:14	Bright	36.000	39	85Eta UMa	1.8540	24000.	72	29808	No
119	GOM_NL__2PRFIN20071112_122744_000000352063_00195_29808_0946.N1	12-NOV-2007 12:27:44	Bright	35.000	152	12Alp2CVn	2.8900	11000.	70	29808	No
120	GOM_NL__2PRFIN20071112_123524_000000322063_00195_29808_0947.N1	12-NOV-2007 12:35:24	Bright	32.000	138	47Eps Vir	2.8280	4700.0	64	29808	No
121	GOM_NL__2PRFIN20071112_124405_000000422063_00195_29808_0948.N1	12-NOV-2007 12:44:05	Twilight	42.000	100	4Gam Crv	2.5800	13100.	84	29808	No
122	GOM_NL__2PRFIN20071112_124535_000000442063_00195_29808_0949.N1	12-NOV-2007 12:45:35	Twilight	43.500	171	2Eps Crv	3.0010	4250.0	87	29808	No
123	GOM_NL__2PRFIN20071112_125202_000000392063_00195_29808_0950.N1	12-NOV-2007 12:52:02	Dark	38.500	64	Gam Cen	2.2000	10600.	77	29808	No
124	GOM_NL__2PRFIN20071112_125419_000000512063_00195_29808_0951.N1	12-NOV-2007 12:54:19	Dark	51.000	26	Gam Cru	1.6240	2900.0	102	29808	No
125	GOM_NL__2PRFIN20071112_125751_000000382063_00196_29809_0947.N1	12-NOV-2007 12:57:51	Dark	37.500	124	The Car	2.7640	30000.	75	29809	No
126	GOM_NL__2PRFIN20071112_131605_000000382063_00196_29809_0948.N1	12-NOV-2007 13:16:05	Straylight	38.000	157	The1Eri	2.9060	9300.0	76	29809	No
127	GOM_NL__2PRFIN20071112_133400_000000372063_00196_29809_0949.N1	12-NOV-2007 13:34:00	Bright	37.000	105	6Bet Ari	2.6450	8900.0	74	29809	No
128	GOM_NL__2PRFIN20071112_133805_000000362063_00196_29809_0950.N1	12-NOV-2007 13:38:05	Bright	35.500	173	4Bet Tri	3.0040	8900.0	71	29809	No
129	GOM_NL__2PRFIN20071112_134009_000000372063_00196_29809_0951.N1	12-NOV-2007 13:40:09	Bright	37.000	73	57Gam1And	2.2600	13100.	74	29809	No
130	GOM_NL__2PRFIN20071112_134418_000000352063_00196_29809_0952.N1	12-NOV-2007 13:44:18	Bright	34.500	68	18Alp Cas	2.2250	4500.0	69	29809	No
131	GOM_NL__2PRFIN20071112_135320_000000352063_00196_29809_0953.N1	12-NOV-2007 13:53:20	Bright	35.000	49	1Alp UMi	1.9900	6300.0	70	29809	No
132	GOM_NL__2PRFIN20071112_135735_000000332063_00196_29809_0954.N1	12-NOV-2007 13:57:35	Bright	32.500	60	7Bet UMi	2.0810	3950.0	65	29809	No
133	GOM_NL__2PRFIN20071112_140317_000000372063_00196_29809_0955.N1	12-NOV-2007 14:03:17	Bright	37.000	32	77Eps UMa	1.7630	11000.	74	29809	No
134	GOM_NL__2PRFIN20071112_140451_000000342063_00196_29809_0956.N1	12-NOV-2007 14:04:51	Bright	34.000	39	85Eta UMa	1.8540	24000.	68	29809	No
135	GOM_NL__2PRFIN20071112_140821_000000362063_00196_29809_0957.N1	12-NOV-2007 14:08:21	Bright	35.500	152	12Alp2CVn	2.8900	11000.	71	29809	No
136	GOM_NL__2PRFIN20071112_141600_000000332063_00196_29809_0958.N1	12-NOV-2007 14:16:00	Bright	32.500	138	47Eps Vir	2.8280	4700.0	65	29809	No
137	GOM_NL__2PRFIN20071112_142441_000000382063_00196_29809_0959.N1	12-NOV-2007 14:24:41	Twilight	37.500	100	4Gam Crv	2.5800	13100.	75	29809	No
138	GOM_NL__2PRFIN20071112_142611_000000382063_00196_29809_0960.N1	12-NOV-2007 14:26:11	Twilight	38.000	171	2Eps Crv	3.0010	4250.0	76	29809	No
139	GOM_NL__2PRFIN20071112_143238_000000392063_00196_29809_0961.N1	12-NOV-2007 14:32:38	Dark	39.000	64	Gam Cen	2.2000	10600.	78	29809	No
140	GOM_NL__2PRFIN20071112_143455_000000472063_00196_29809_0962.N1	12-NOV-2007 14:34:55	Dark	47.000	26	Gam Cru	1.6240	2900.0	94	29809	No
141	GOM_NL__2PRFIN20071112_143827_000000372063_00197_29810_0970.N1	12-NOV-2007 14:38:27	Dark	36.500	124	The Car	2.7640	30000.	73	29810	No
142	GOM_NL__2PRFIN20071112_145641_000000392063_00197_29810_0971.N1	12-NOV-2007 14:56:41	Straylight	38.500	157	The1Eri	2.9060	9300.0	77	29810	No
143	GOM_NL__2PRFIN20071112_151435_000000372063_00197_29810_0972.N1	12-NOV-2007 15:14:35	Bright	37.000	105	6Bet Ari	2.6450	8900.0	74	29810	No
144	GOM_NL__2PRFIN20071112_151841_000000362063_00197_29810_0973.N1	12-NOV-2007 15:18:41	Bright	36.000	173	4Bet Tri	3.0040	8900.0	72	29810	No
145	GOM_NL__2PRFIN20071112_152045_000000362063_00197_29810_0974.N1	12-NOV-2007 15:20:45	Bright	35.500	73	57Gam1And	2.2600	13100.	71	29810	No
146	GOM_NL__2PRFIN20071112_152454_000000362063_00197_29810_0975.N1	12-NOV-2007 15:24:54	Bright	36.000	68	18Alp Cas	2.2250	4500.0	72	29810	No
147	GOM_NL__2PRFIN20071112_153356_000000362063_00197_29810_0976.N1	12-NOV-2007 15:33:56	Bright	35.500	49	1Alp UMi	1.9900	6300.0	71	29810	No
148	GOM_NL__2PRFIN20071112_153811_000000362063_00197_29810_0977.N1	12-NOV-2007 15:38:11	Bright	36.000	60	7Bet UMi	2.0810	3950.0	72	29810	No
149	GOM_NL__2PRFIN20071112_154353_000000352063_00197_29810_0978.N1	12-NOV-2007 15:43:53	Bright	35.000	32	77Eps UMa	1.7630	11000.	70	29810	No
150	GOM_NL__2PRFIN20071112_154527_000000332063_00197_29810_0979.N1	12-NOV-2007 15:45:27	Bright	33.000	39	85Eta UMa	1.8540	24000.	66	29810	No
151	GOM_NL__2PRFIN20071112_154856_000000342063_00197_29810_0980.N1	12-NOV-2007 15:48:56	Bright	34.000	152	12Alp2CVn	2.8900	11000.	68	29810	No
152	GOM_NL__2PRFIN20071112_155636_000000332063_00197_29810_0981.N1	12-NOV-2007 15:56:36	Bright	33.000	138	47Eps Vir	2.8280	4700.0	66	29810	No
153	GOM_NL__2PRFIN20071112_160518_000000422063_00197_29810_0982.N1	12-NOV-2007 16:05:18	Twilight	41.500	100	4Gam Crv	2.5800	13100.	83	29810	No
154	GOM_NL__2PRFIN20071112_160648_000000432063_00197_29810_0983.N1	12-NOV-2007 16:06:48	Twilight	42.500	171	2Eps Crv	3.0010	4250.0	85	29810	No
155	GOM_NL__2PRFIN20071112_161314_000000382063_00197_29810_0984.N1	12-NOV-2007 16:13:14	Dark	37.500	64	Gam Cen	2.2000	10600.	75	29810	No
156	GOM_NL__2PRFIN20071112_161531_000000522063_00197_29810_0985.N1	12-NOV-2007 16:15:31	Dark	52.000	26	Gam Cru	1.6240	2900.0	104	29810	No
157	GOM_NL__2PRFIN20071112_161904_000000382063_00198_29811_0981.N1	12-NOV-2007 16:19:04	Dark	37.500	124	The Car	2.7640	30000.	75	29811	No
158	GOM_NL__2PRFIN20071112_163718_000000382063_00198_29811_0982.N1	12-NOV-2007 16:37:18	Straylight	38.000	157	The1Eri	2.9060	9300.0	76	29811	No
159	GOM_NL__2PRFIN20071112_165511_000000362063_00198_29811_0983.N1	12-NOV-2007 16:55:11	Bright	35.500	105	6Bet Ari	2.6450	8900.0	71	29811	No
160	GOM_NL__2PRFIN20071112_165917_000000362063_00198_29811_0984.N1	12-NOV-2007 16:59:17	Bright	35.500	173	4Bet Tri	3.0040	8900.0	71	29811	No



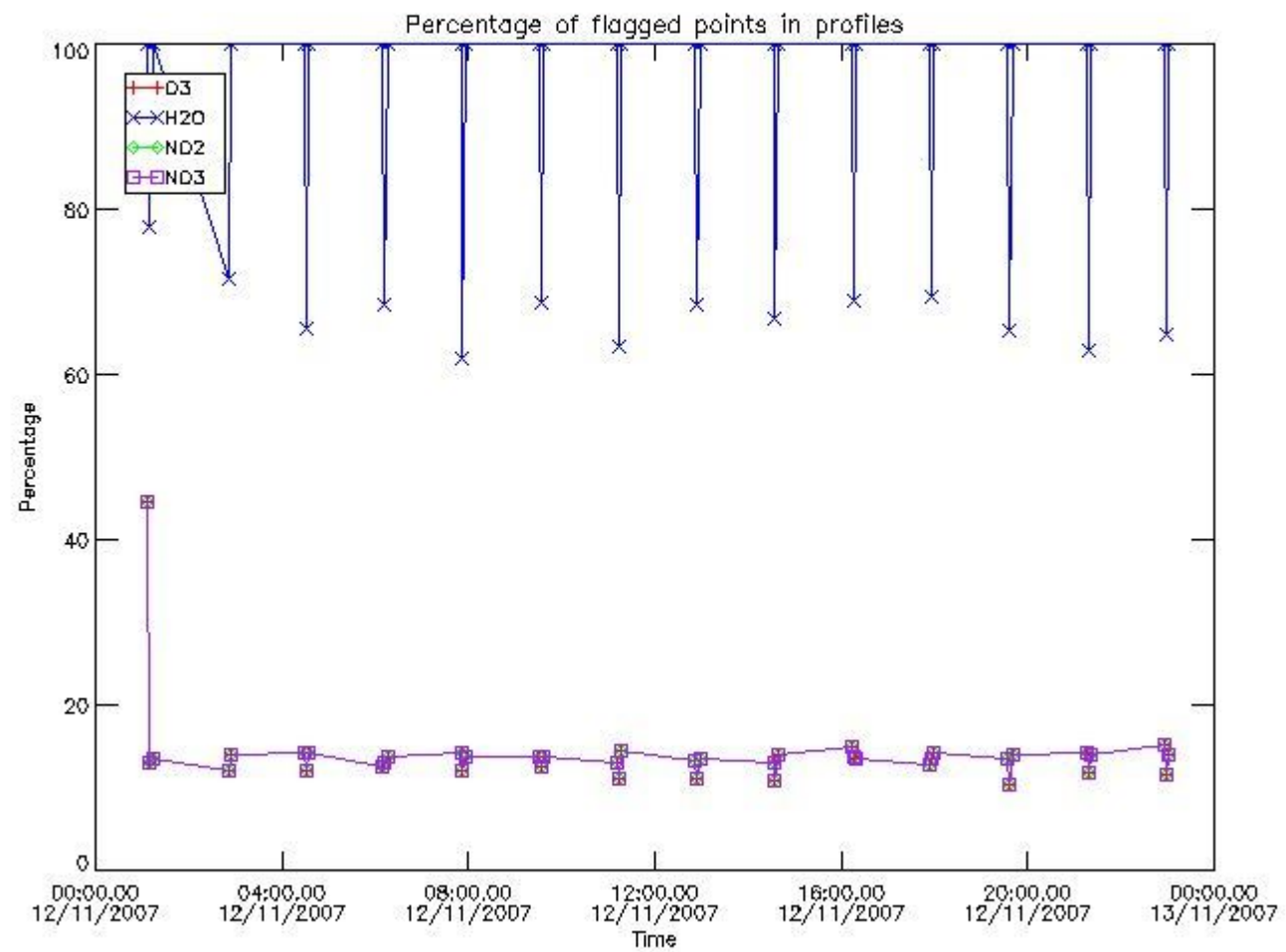
161	GOM_NL__2PRFIN20071112_170121_000000382063_00198_29811_0985.N1	12-NOV-2007 17:01:21	Bright	38.000	73	57Gam1And	2.2600	13100.	76	29811	No
162	GOM_NL__2PRFIN20071112_170530_000000372063_00198_29811_0986.N1	12-NOV-2007 17:05:30	Bright	37.000	68	18Alp Cas	2.2250	4500.0	74	29811	No
163	GOM_NL__2PRFIN20071112_171432_000000372063_00198_29811_0987.N1	12-NOV-2007 17:14:32	Bright	36.500	49	1Alp UMi	1.9900	6300.0	73	29811	No
164	GOM_NL__2PRFIN20071112_171847_000000352063_00198_29811_0988.N1	12-NOV-2007 17:18:47	Bright	35.000	60	7Bet UMi	2.0810	3950.0	70	29811	No
165	GOM_NL__2PRFIN20071112_172429_000000352063_00198_29811_0989.N1	12-NOV-2007 17:24:29	Bright	35.000	32	77Eps UMa	1.7630	11000.	70	29811	No
166	GOM_NL__2PRFIN20071112_172603_000000342063_00198_29811_0990.N1	12-NOV-2007 17:26:03	Bright	34.000	39	85Eta UMa	1.8540	24000.	68	29811	No
167	GOM_NL__2PRFIN20071112_172932_000000342063_00198_29811_0991.N1	12-NOV-2007 17:29:32	Bright	34.000	152	12Alp2CVn	2.8900	11000.	68	29811	No
168	GOM_NL__2PRFIN20071112_173712_000000332063_00198_29811_0992.N1	12-NOV-2007 17:37:12	Bright	32.500	138	47Eps Vir	2.8280	4700.0	65	29811	No
169	GOM_NL__2PRFIN20071112_174554_000000382063_00198_29811_0993.N1	12-NOV-2007 17:45:54	Twi_and_stray	37.500	100	4Gam Crv	2.5800	13100.	75	29811	No
170	GOM_NL__2PRFIN20071112_174724_000000432063_00198_29811_0994.N1	12-NOV-2007 17:47:24	Twilight	42.500	171	2Eps Crv	3.0010	4250.0	85	29811	No
171	GOM_NL__2PRFIN20071112_175350_000000402063_00198_29811_0995.N1	12-NOV-2007 17:53:50	Dark	40.000	64	Gam Cen	2.2000	10600.	80	29811	No
172	GOM_NL__2PRFIN20071112_175607_000000382063_00198_29811_0996.N1	12-NOV-2007 17:56:07	Dark	38.000	26	Gam Cru	1.6240	2900.0	76	29811	No
173	GOM_NL__2PRFIN20071112_175940_000000362063_00199_29812_0997.N1	12-NOV-2007 17:59:40	Dark	36.000	124	The Car	2.7640	30000.	72	29812	No
174	GOM_NL__2PRFIN20071112_181754_000000382063_00199_29812_0998.N1	12-NOV-2007 18:17:54	Straylight	37.500	157	The1Eri	2.9060	9300.0	75	29812	No
175	GOM_NL__2PRFIN20071112_183547_000000372063_00199_29812_0999.N1	12-NOV-2007 18:35:47	Bright	37.000	105	6Bet Ari	2.6450	8900.0	74	29812	No
176	GOM_NL__2PRFIN20071112_183953_000000362063_00199_29812_1000.N1	12-NOV-2007 18:39:53	Bright	36.000	173	4Bet Tri	3.0040	8900.0	72	29812	No
177	GOM_NL__2PRFIN20071112_184156_000000392063_00199_29812_1001.N1	12-NOV-2007 18:41:56	Bright	38.500	73	57Gam1And	2.2600	13100.	77	29812	No
178	GOM_NL__2PRFIN20071112_184606_000000382063_00199_29812_1002.N1	12-NOV-2007 18:46:06	Bright	37.500	68	18Alp Cas	2.2250	4500.0	75	29812	No
179	GOM_NL__2PRFIN20071112_185508_000000362063_00199_29812_1003.N1	12-NOV-2007 18:55:08	Bright	36.000	49	1Alp UMi	1.9900	6300.0	72	29812	No
180	GOM_NL__2PRFIN20071112_185923_000000372063_00199_29812_1004.N1	12-NOV-2007 18:59:23	Bright	36.500	60	7Bet UMi	2.0810	3950.0	73	29812	No
181	GOM_NL__2PRFIN20071112_190505_000000362063_00199_29812_1005.N1	12-NOV-2007 19:05:05	Bright	36.000	32	77Eps UMa	1.7630	11000.	72	29812	No
182	GOM_NL__2PRFIN20071112_190639_000000362063_00199_29812_1006.N1	12-NOV-2007 19:06:39	Bright	36.000	39	85Eta UMa	1.8540	24000.	72	29812	No
183	GOM_NL__2PRFIN20071112_191008_000000362063_00199_29812_1007.N1	12-NOV-2007 19:10:08	Bright	35.500	152	12Alp2CVn	2.8900	11000.	71	29812	No
184	GOM_NL__2PRFIN20071112_191748_000000332063_00199_29812_1008.N1	12-NOV-2007 19:17:48	Bright	33.000	138	47Eps Vir	2.8280	4700.0	66	29812	No
185	GOM_NL__2PRFIN20071112_192630_000000402063_00199_29812_1009.N1	12-NOV-2007 19:26:30	Twi_and_stray	39.500	100	4Gam Crv	2.5800	13100.	79	29812	No
186	GOM_NL__2PRFIN20071112_192800_000000432063_00199_29812_1010.N1	12-NOV-2007 19:28:00	Twilight	42.500	171	2Eps Crv	3.0010	4250.0	85	29812	No
187	GOM_NL__2PRFIN20071112_193426_000000382063_00199_29812_1011.N1	12-NOV-2007 19:34:26	Dark	37.500	64	Gam Cen	2.2000	10600.	75	29812	No
188	GOM_NL__2PRFIN20071112_193644_000000502063_00199_29812_1012.N1	12-NOV-2007 19:36:44	Dark	49.500	26	Gam Cru	1.6240	2900.0	99	29812	No
189	GOM_NL__2PRFIN20071112_194016_000000372063_00200_29813_1010.N1	12-NOV-2007 19:40:16	Dark	36.500	124	The Car	2.7640	30000.	73	29813	No
190	GOM_NL__2PRFIN20071112_195830_000000382063_00200_29813_1011.N1	12-NOV-2007 19:58:30	Straylight	37.500	157	The1Eri	2.9060	9300.0	75	29813	No
191	GOM_NL__2PRFIN20071112_201623_000000362063_00200_29813_1012.N1	12-NOV-2007 20:16:23	Bright	36.000	105	6Bet Ari	2.6450	8900.0	72	29813	No
192	GOM_NL__2PRFIN20071112_202028_000000372063_00200_29813_1013.N1	12-NOV-2007 20:20:28	Bright	37.000	173	4Bet Tri	3.0040	8900.0	74	29813	No
193	GOM_NL__2PRFIN20071112_202232_000000402063_00200_29813_1014.N1	12-NOV-2007 20:22:32	Bright	39.500	73	57Gam1And	2.2600	13100.	79	29813	No
194	GOM_NL__2PRFIN20071112_202642_000000352063_00200_29813_1015.N1	12-NOV-2007 20:26:42	Bright	35.000	68	18Alp Cas	2.2250	4500.0	70	29813	No
195	GOM_NL__2PRFIN20071112_203544_000000362063_00200_29813_1016.N1	12-NOV-2007 20:35:44	Bright	36.000	49	1Alp UMi	1.9900	6300.0	72	29813	No
196	GOM_NL__2PRFIN20071112_203959_000000372063_00200_29813_1017.N1	12-NOV-2007 20:39:59	Bright	36.500	60	7Bet UMi	2.0810	3950.0	73	29813	No
197	GOM_NL__2PRFIN20071112_204541_000000342063_00200_29813_1018.N1	12-NOV-2007 20:45:41	Bright	34.000	32	77Eps UMa	1.7630	11000.	68	29813	No
198	GOM_NL__2PRFIN20071112_204715_000000342063_00200_29813_1019.N1	12-NOV-2007 20:47:15	Bright	33.500	39	85Eta UMa	1.8540	24000.	67	29813	No
199	GOM_NL__2PRFIN20071112_205044_000000342063_00200_29813_1020.N1	12-NOV-2007 20:50:44	Bright	33.500	152	12Alp2CVn	2.8900	11000.	67	29813	No
200	GOM_NL__2PRFIN20071112_205824_000000332063_00200_29813_1021.N1	12-NOV-2007 20:58:24	Bright	32.500	138	47Eps Vir	2.8280	4700.0	65	29813	No
201	GOM_NL__2PRFIN20071112_210707_000000392063_00200_29813_1022.N1	12-NOV-2007 21:07:07	Twi_and_stray	38.500	100	4Gam Crv	2.5800	13100.	77	29813	No
202	GOM_NL__2PRFIN20071112_210837_000000412063_00200_29813_1023.N1	12-NOV-2007 21:08:37	Twilight	41.000	171	2Eps Crv	3.0010	4250.0	82	29813	No
203	GOM_NL__2PRFIN20071112_211502_000000362063_00200_29813_1024.N1	12-NOV-2007 21:15:02	Dark	36.000	64	Gam Cen	2.2000	10600.	72	29813	No
204	GOM_NL__2PRFIN20071112_211720_000000482063_00200_29813_1025.N1	12-NOV-2007 21:17:20	Dark	47.500	26	Gam Cru	1.6240	2900.0	95	29813	No
205	GOM_NL__2PRFIN20071112_212052_000000372063_00201_29814_1036.N1	12-NOV-2007 21:20:52	Dark	36.500	124	The Car	2.7640	30000.	73	29814	No
206	GOM_NL__2PRFIN20071112_213906_000000392063_00201_29814_1037.N1	12-NOV-2007 21:39:06	Straylight	38.500	157	The1Eri	2.9060	9300.0	77	29814	No
207	GOM_NL__2PRFIN20071112_215659_000000362063_00201_29814_1038.N1	12-NOV-2007 21:56:59	Bright	36.000	105	6Bet Ari	2.6450	8900.0	72	29814	No
208	GOM_NL__2PRFIN20071112_220104_000000362063_00201_29814_1039.N1	12-NOV-2007 22:01:04	Bright	35.500	173	4Bet Tri	3.0040	8900.0	71	29814	No
209	GOM_NL__2PRFIN20071112_220308_000000372063_00201_29814_1040.N1	12-NOV-2007 22:03:08	Bright	36.500	73	57Gam1And	2.2600	13100.	73	29814	No
210	GOM_NL__2PRFIN20071112_220718_000000372063_00201_29814_1041.N1	12-NOV-2007 22:07:18	Bright	36.500	68	18Alp Cas	2.2250	4500.0	73	29814	No
211	GOM_NL__2PRFIN20071112_221619_000000372063_00201_29814_1042.N1	12-NOV-2007 22:16:19	Bright	36.500	49	1Alp UMi	1.9900	6300.0	73	29814	No
212	GOM_NL__2PRFIN20071112_222035_000000342063_00201_29814_1043.N1	12-NOV-2007 22:20:35	Bright	33.500	60	7Bet UMi	2.0810	3950.0	67	29814	No
213	GOM_NL__2PRFIN20071112_222617_000000532063_00201_29814_1044.N1	12-NOV-2007 22:26:17	Bright	53.000	32	77Eps UMa	1.7630	11000.	106	29814	No
214	GOM_NL__2PRFIN20071112_222751_000000362063_00201_29814_1045.N1	12-NOV-2007 22:27:51	Bright	35.500	39	85Eta UMa	1.8540	24000.	71	29814	No
215	GOM_NL__2PRFIN20071112_223121_000000402063_00201_29814_1046.N1	12-NOV-2007 22:31:21	Bright	39.500	152	12Alp2CVn	2.8900	11000.	79	29814	No
216	GOM_NL__2PRFIN20071112_223900_000000332063_00201_29814_1047.N1	12-NOV-2007 22:39:00	Bright	33.000	138	47Eps Vir	2.8280	4700.0	66	29814	No
217	GOM_NL__2PRFIN20071112_224743_000000412063_00201_29814_1048.N1	12-NOV-2007 22:47:43	Twi_and_stray	40.500	100	4Gam Crv	2.5800	13100.	81	29814	No
218	GOM_NL__2PRFIN20071112_224913_000000402063_00201_29814_1049.N1	12-NOV-2007 22:49:13	Twilight	39.500	171	2Eps Crv	3.0010	4250.0	79	29814	No
219	GOM_NL__2PRFIN20071112_225538_000000372063_00201_29814_1050.N1	12-NOV-2007 22:55:38	Dark	37.000	64	Gam Cen	2.2000	10600.	74	29814	No

220	GOM_NL__2PRFIN20071112_225756_000000452063_00201_29814_1051.N1	12-NOV-2007 22:57:56	Dark	44.500	26	Gam Cru	1.6240	2900.0	89	29814	No
221	GOM_NL__2PRFIN20071112_230129_000000372063_00202_29815_1050.N1	12-NOV-2007 23:01:29	Dark	36.500	124	The Car	2.7640	30000.	73	29815	No
222	GOM_NL__2PRFIN20071112_231942_000000392063_00202_29815_1051.N1	12-NOV-2007 23:19:42	Straylight	38.500	157	The1Eri	2.9060	9300.0	77	29815	No
223	GOM_NL__2PRFIN20071112_233735_000000362063_00202_29815_1052.N1	12-NOV-2007 23:37:35	Bright	36.000	105	6Bet Ari	2.6450	8900.0	72	29815	No
224	GOM_NL__2PRFIN20071112_234140_000000352063_00202_29815_1053.N1	12-NOV-2007 23:41:40	Bright	34.500	173	4Bet Tri	3.0040	8900.0	69	29815	No
225	GOM_NL__2PRFIN20071112_234344_000000362063_00202_29815_1054.N1	12-NOV-2007 23:43:44	Bright	36.000	73	57Gam1And	2.2600	13100.	72	29815	No
226	GOM_NL__2PRFIN20071112_234754_000000342063_00202_29815_1055.N1	12-NOV-2007 23:47:54	Bright	34.000	68	18Alp Cas	2.2250	4500.0	68	29815	No
227	GOM_NL__2PRFIN20071112_235655_000000352063_00202_29815_1056.N1	12-NOV-2007 23:56:55	Bright	34.500	49	1Alp UMi	1.9900	6300.0	69	29815	No

### 3. Quality information per product


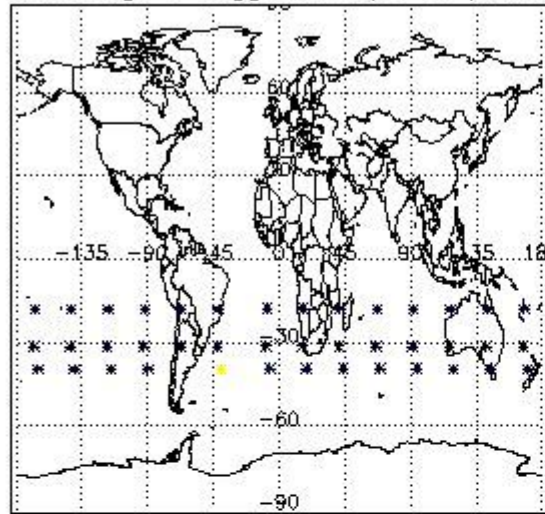
In this section it is plotted some information contained in the Quality Summary data set of the level 2 products. Only products in dark limb conditions and without errors (error flag in the MPH set to "0") are used.

#### 3.1 Plot quality information per product (time dependant)

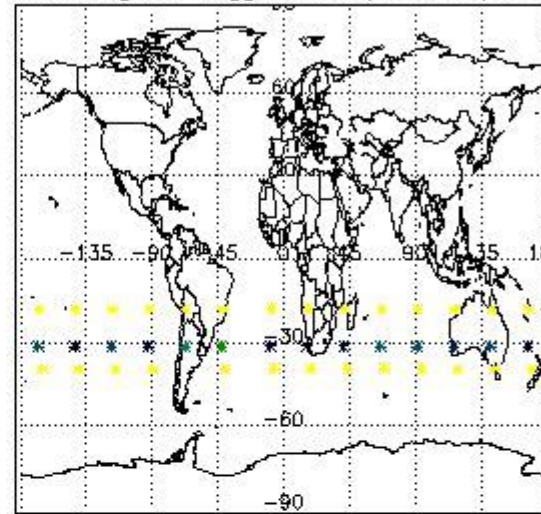


#### 3.2 Plot quality information per product (world map)


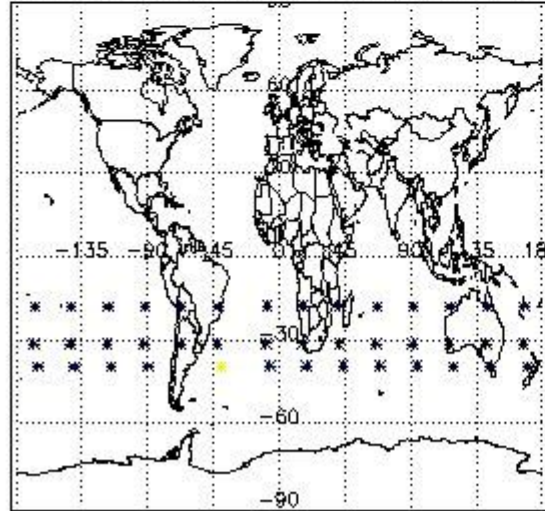
Percentage of flagged data per O3 profile



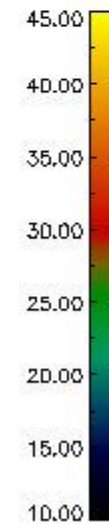
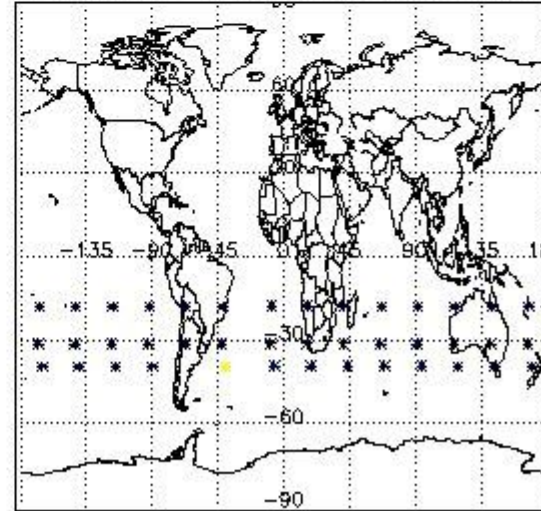
Percentage of flagged data per H2O profile



Percentage of flagged data per NO2 profile



Percentage of flagged data per NO3 profile



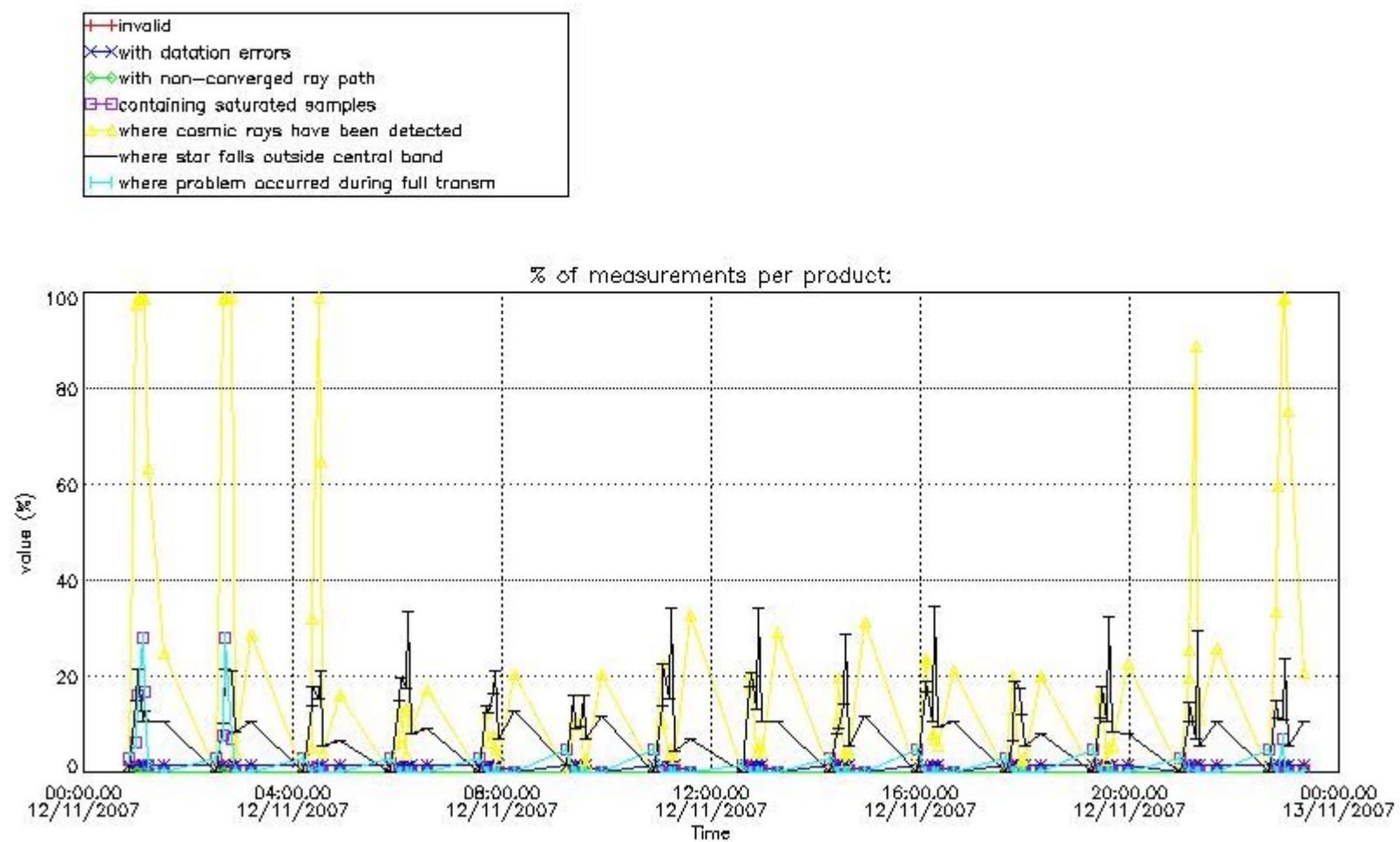
#### 4. Level 1 quality information per product

In this section it is plotted some information contained in the Quality Summary data set of the level 2 products that comes from the level 1b processing. Products without errors (error flag in the MPH set to "0") are used.

##### 4.1 Plot quality information per product (time dependant) coming from level 1b processing

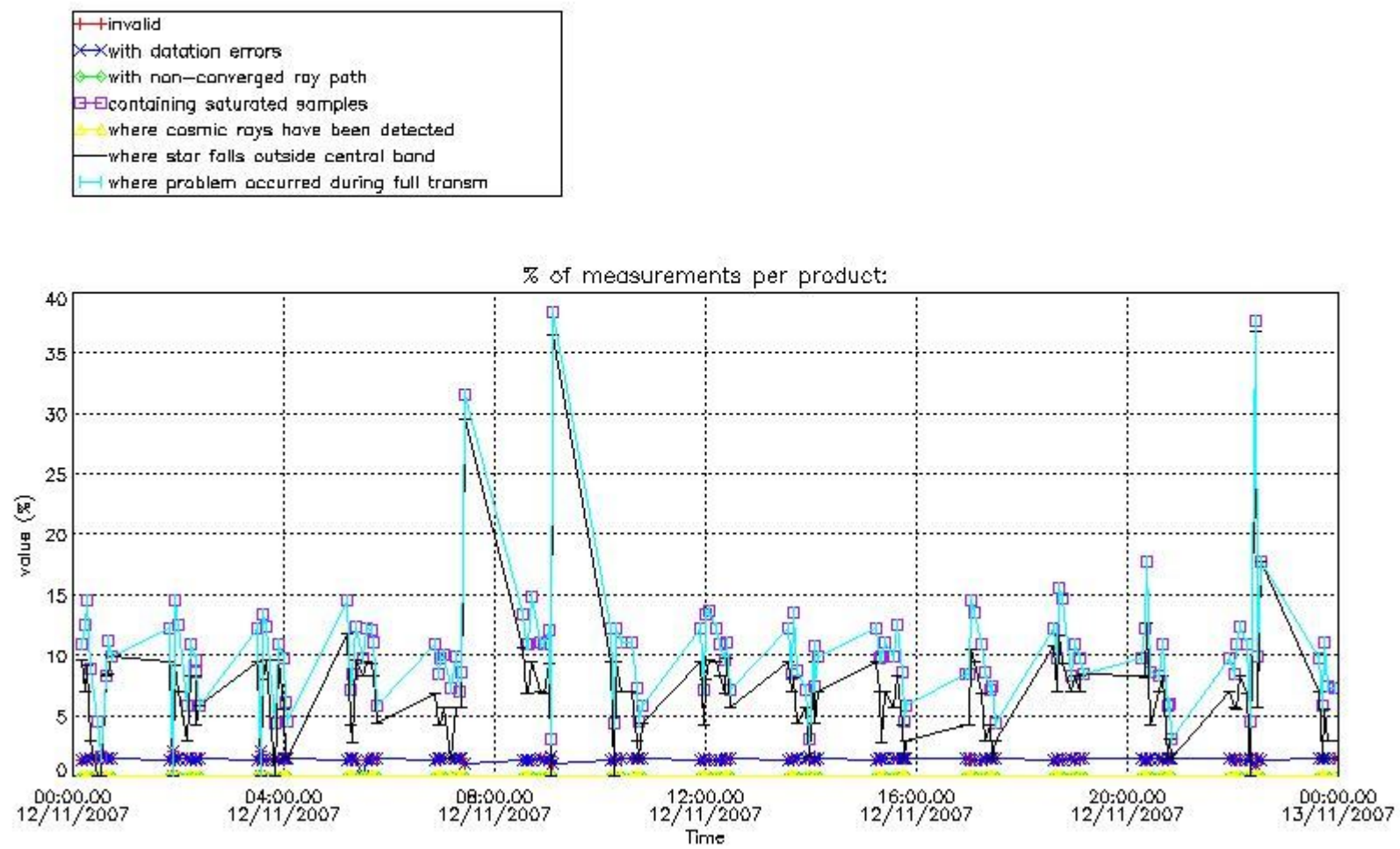
###### 4.1.1 Plot level 1 quality information per product (time dependant): ENVISAT ASCENDING passes





4.1.2 Plot level 1 quality information per product (time dependant): ENVI SAT DESCENDING passes

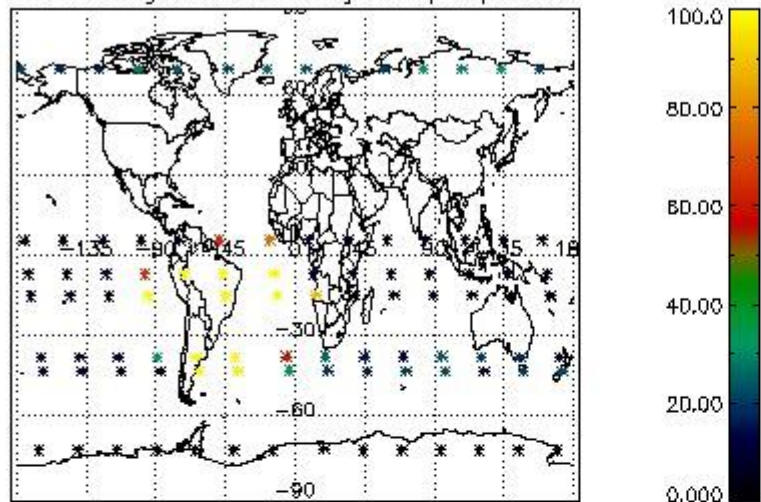




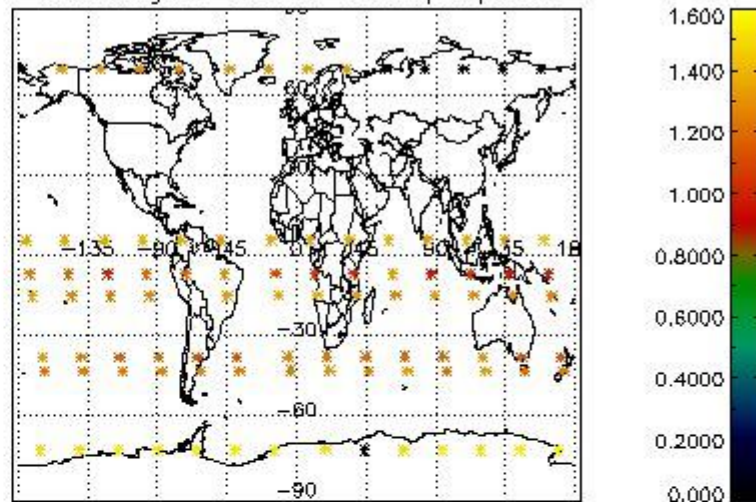
*4.2 Plot quality information per product coming from level 1b processing (world map)*

*4.2.1 Plot level 1 quality information per product (world map): ENVISAT ASCENDING passes*

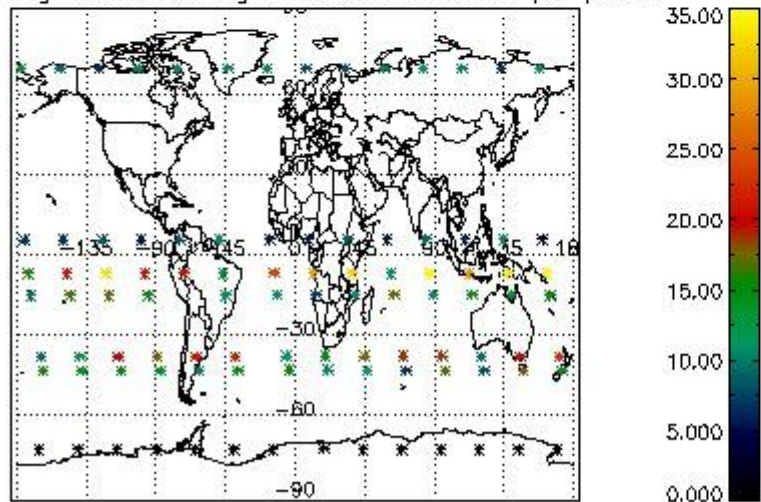
Percentage of cosmic ray hits per profile



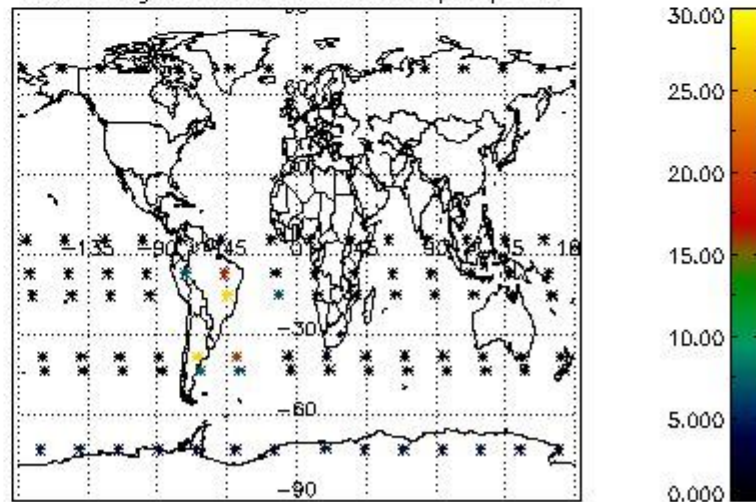
Percentage of datation errors per profile



Percentage of star falling outside central band per profile

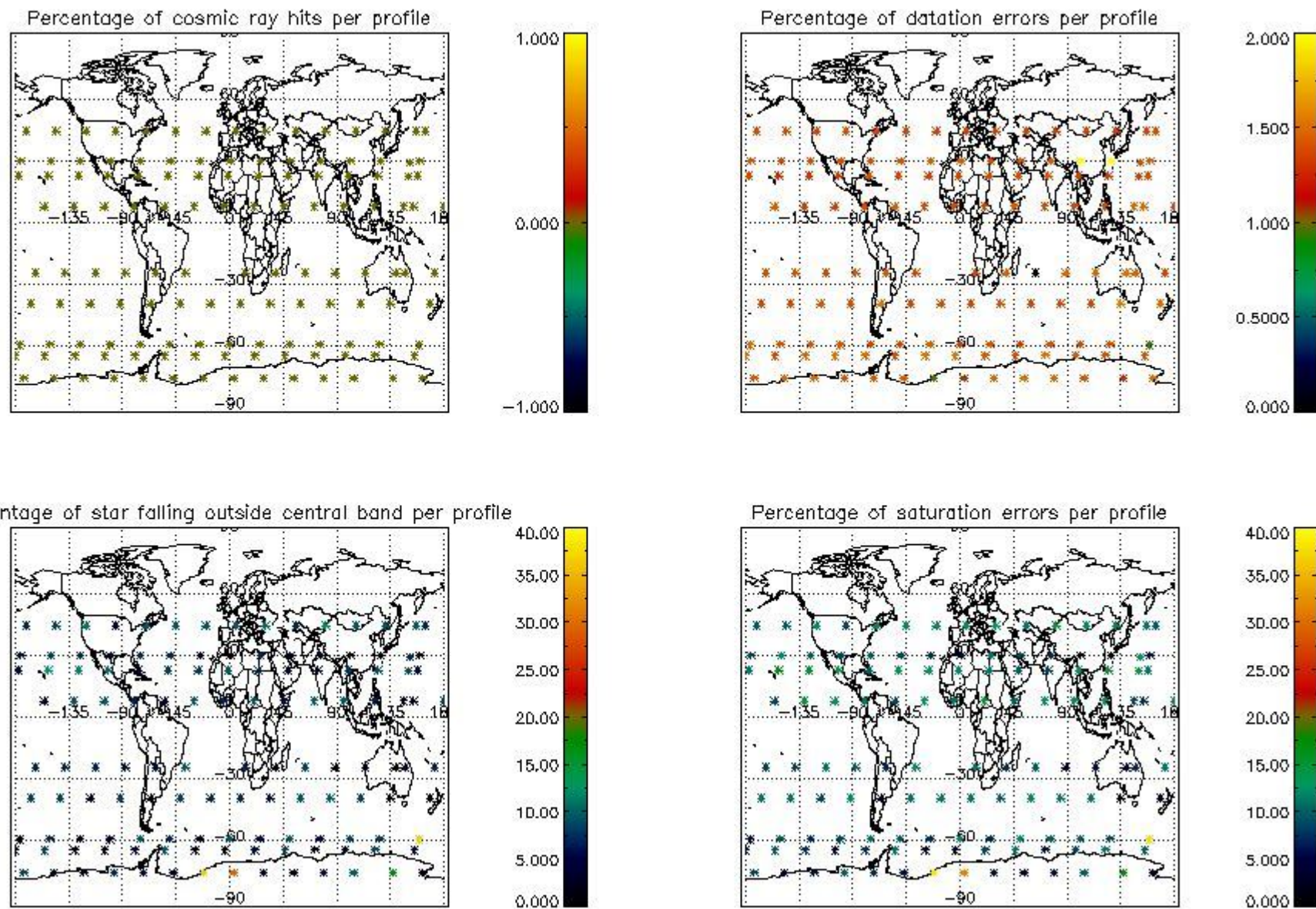


Percentage of saturation errors per profile



4.2.2 Plot level 1 quality information per product (world map): ENVISAT DESCENDING passes





## 5. Trace gas profiles

### 5.1 Ozone statistics based on quality of products

The final quality of the products can be "measured" using the STD (Standard Deviation) attached to every point profile. This information is written to the parameter GOM\_NL\_\_2P/NL\_LOCAL\_SPECIES\_DENSITY/o3\_std of the level 2 products. The table below shows the statistics for given STD ranges.

The statistics are given with respect to the overall valid production:

- Products without fatal errors: GOM\_NL\_\_2P/MPH/PRODUCT\_ERR=0
- Valid point profile: GOM\_NL\_\_2P/NL\_LOCAL\_SPECIES\_DENSITY/pcd(0)=0

The 'Criteria' is applied to valid points of dark limb products:

- Products in dark limb illumination condition: GOM\_NL\_\_2P/NL\_SUMMARY\_QUALITY/obs\_ill\_cond=0
- Products without fatal errors: GOM\_NL\_\_2P/MPH/PRODUCT\_ERR=0
- Valid point profile: GOM\_NL\_\_2P/NL\_LOCAL\_SPECIES\_DENSITY/pcd(0)=0

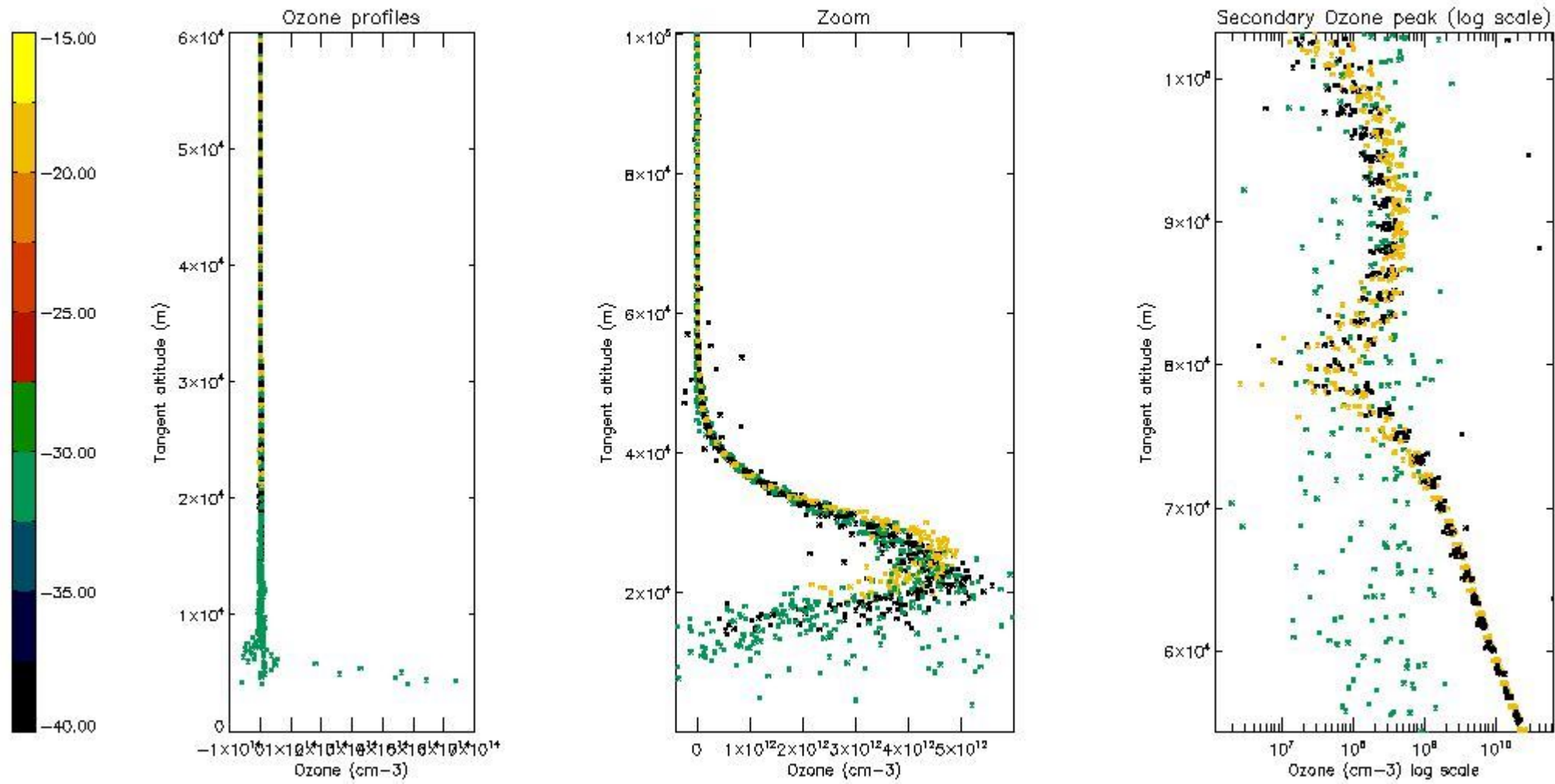
So, the table below shows the percentage of dark limb and valid observations for each criteria with respect to the overall valid daily observations.

Criteria	% of total production
All STD	20
STD < 20	10

STD < 10	7
STD < 5	4

5.2 Plot ozone profiles for all STD (dark without errors)

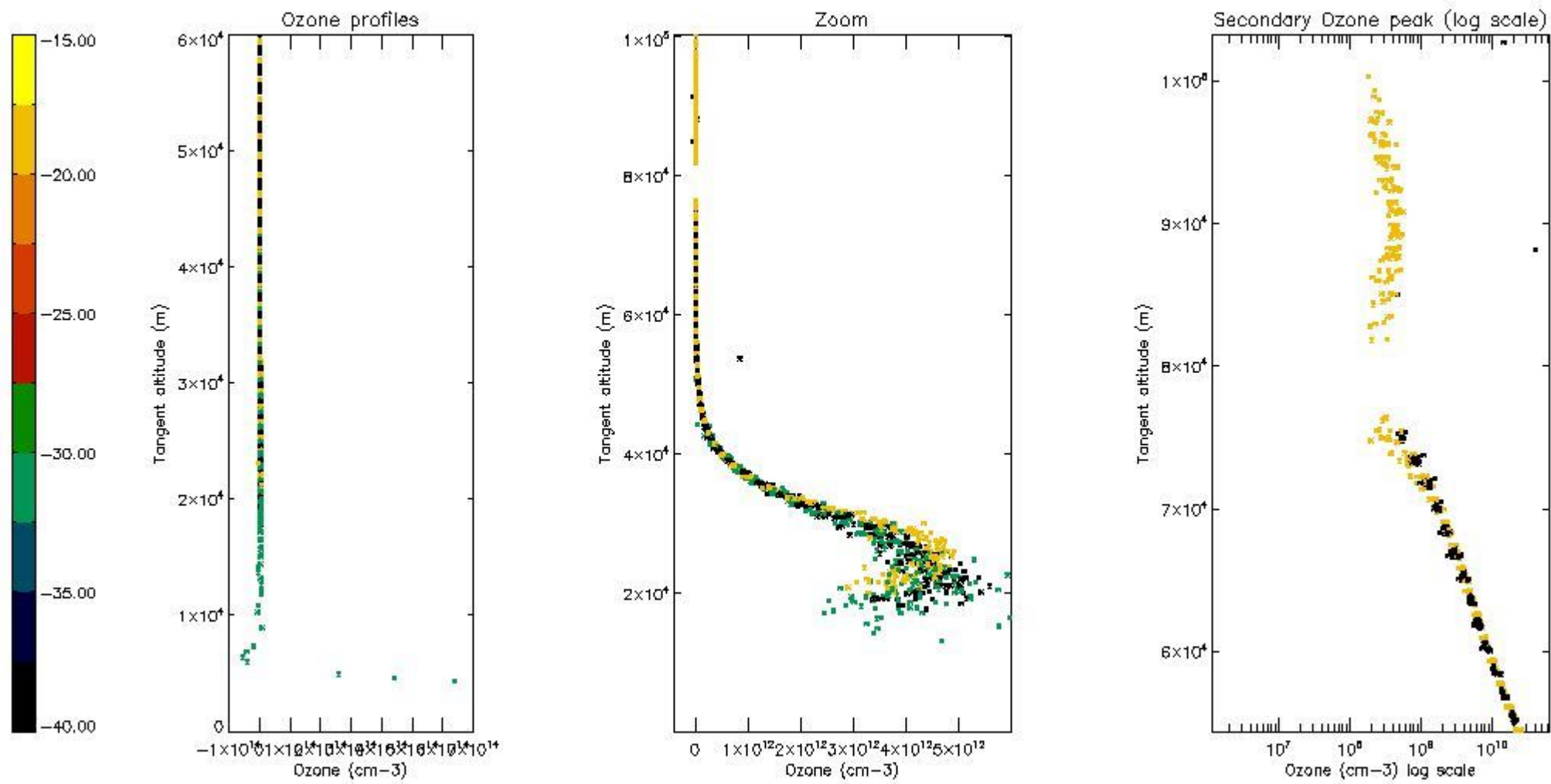
The colorbar represents the latitude.



5.3 Plot ozone profiles where STD < 20% (dark without errors)

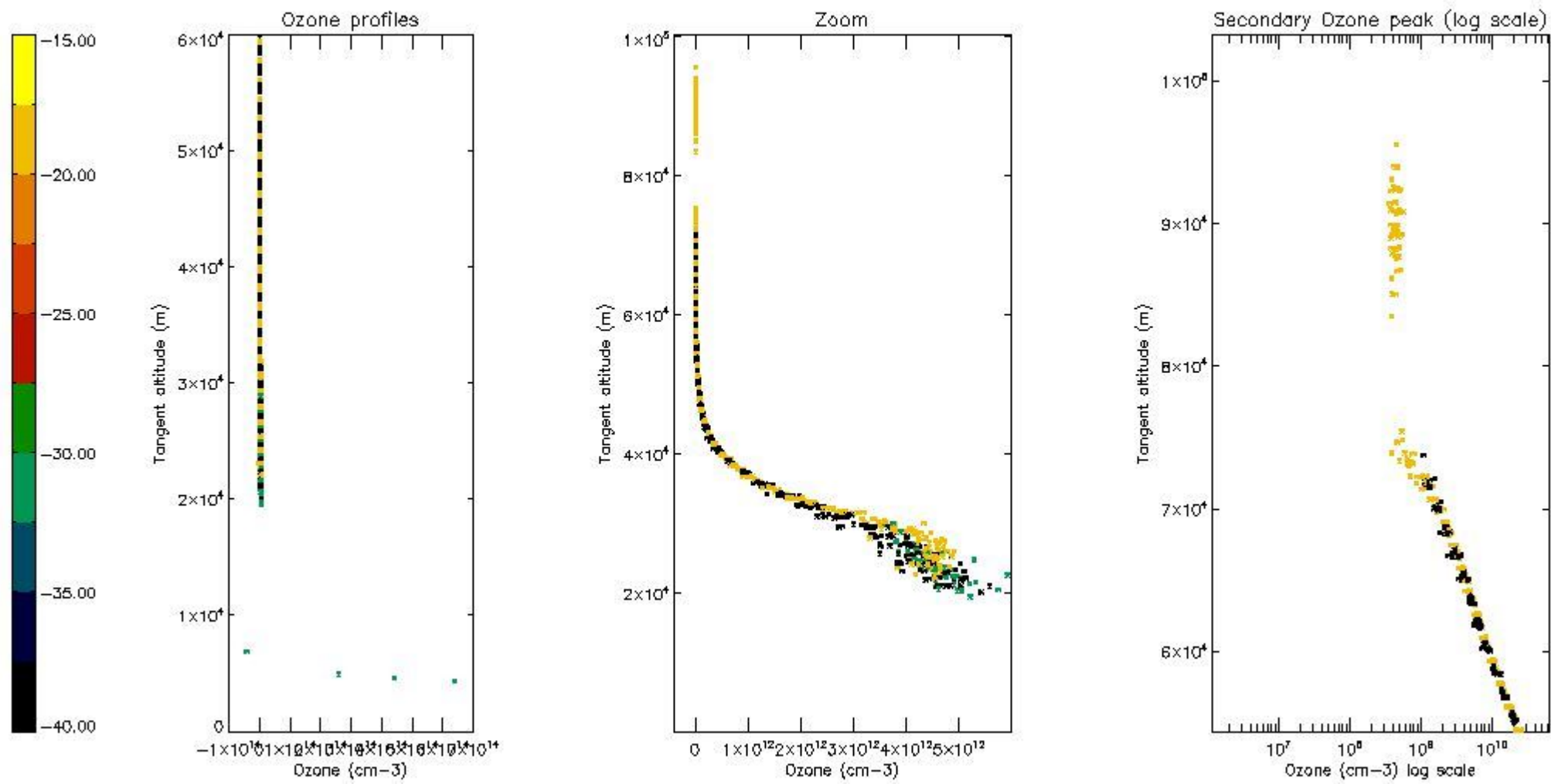
The colorbar represents the latitude.





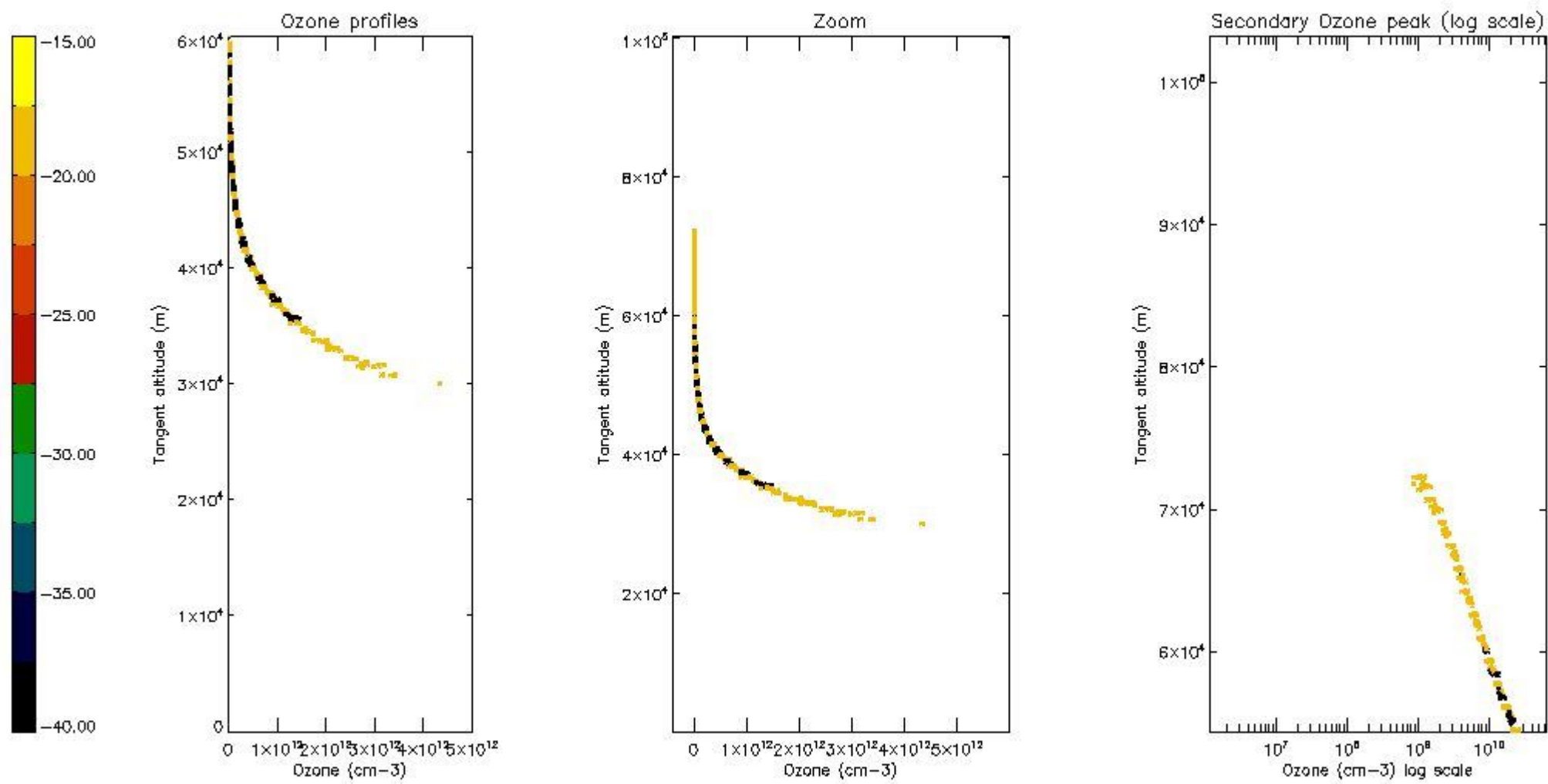
5.4 Plot ozone profiles where  $STD < 10\%$  (dark without errors)

The colorbar represents the latitude.



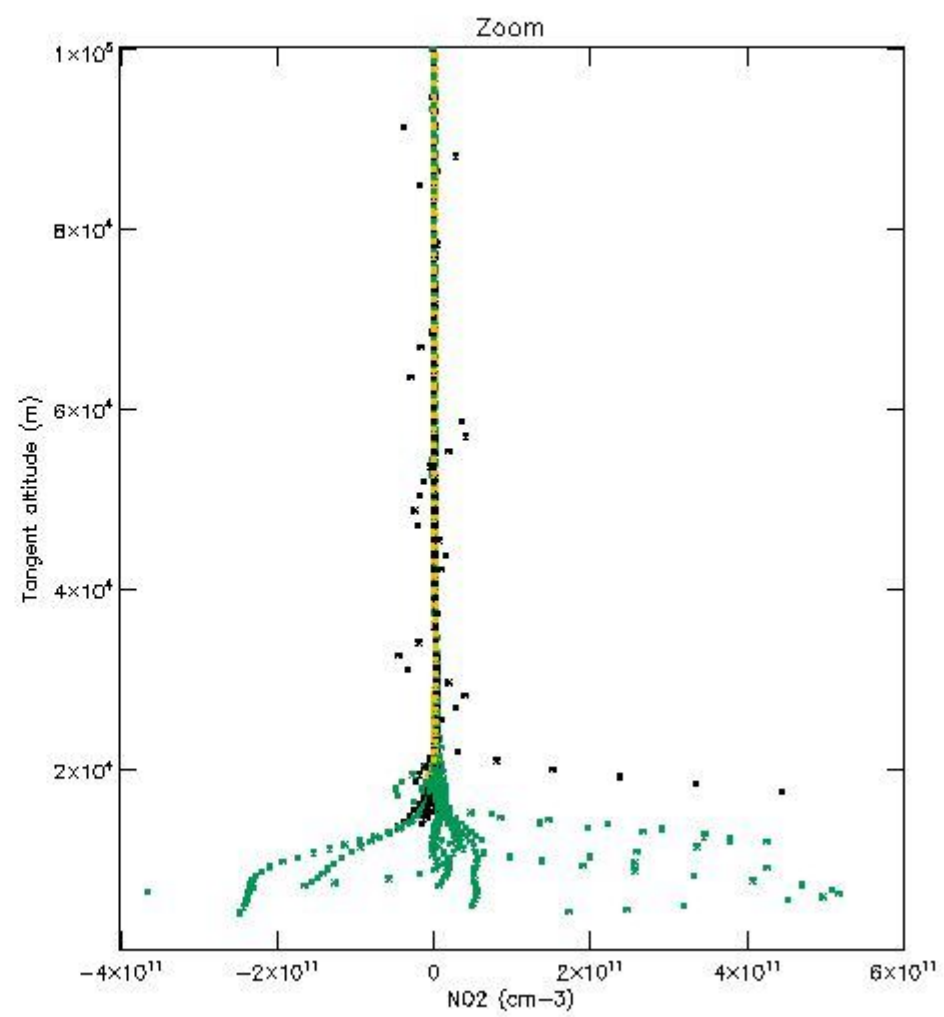
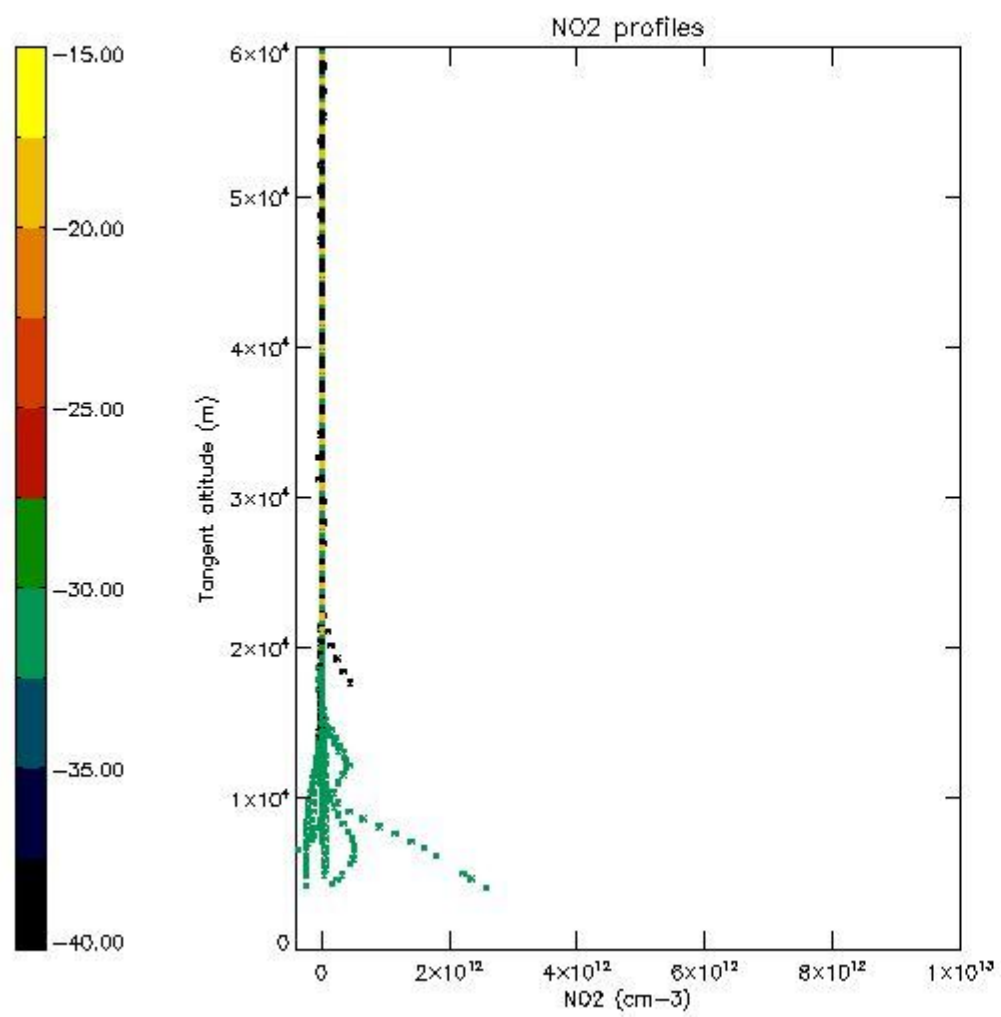
*5.5 Plot ozone profiles where  $STD < 5\%$  (dark without errors)*

The colorbar represents the latitude.



*5.6 Plot NO<sub>2</sub> profiles for all STD (dark without errors)*

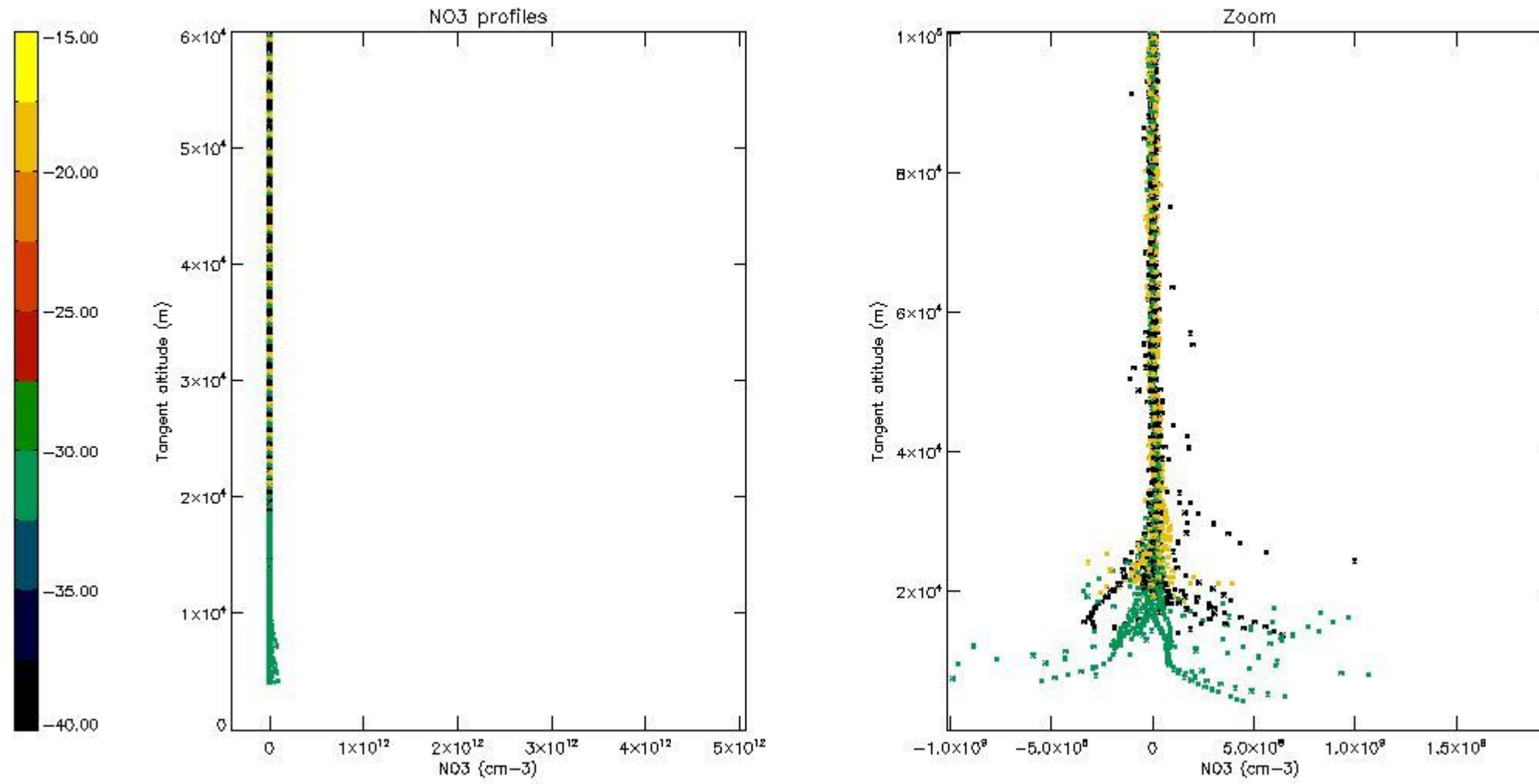
The colorbar represents the latitude.



*5.7 Plot NO3 profiles for all STD (dark without errors)*

The colorbar represents the latitude.

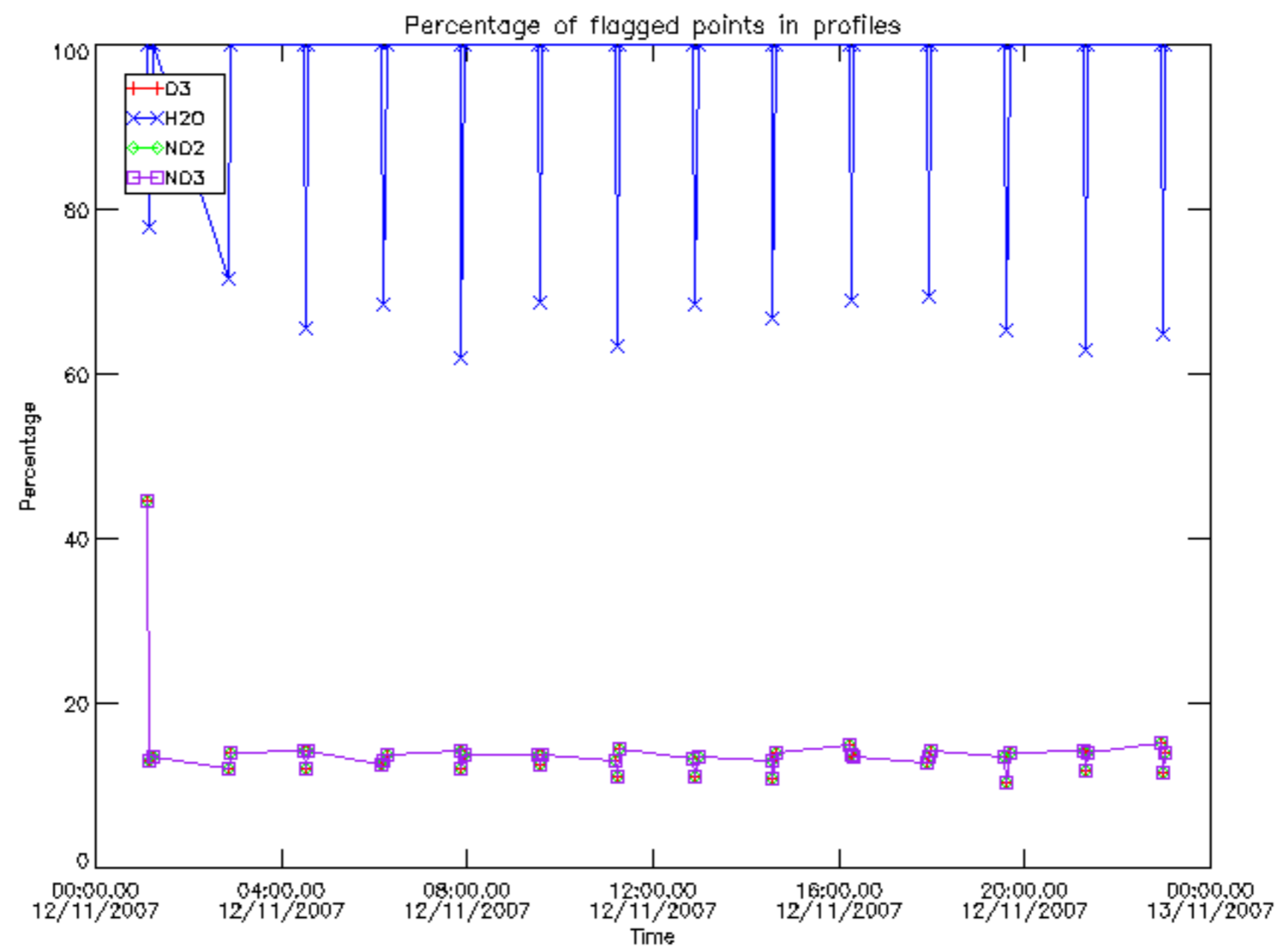




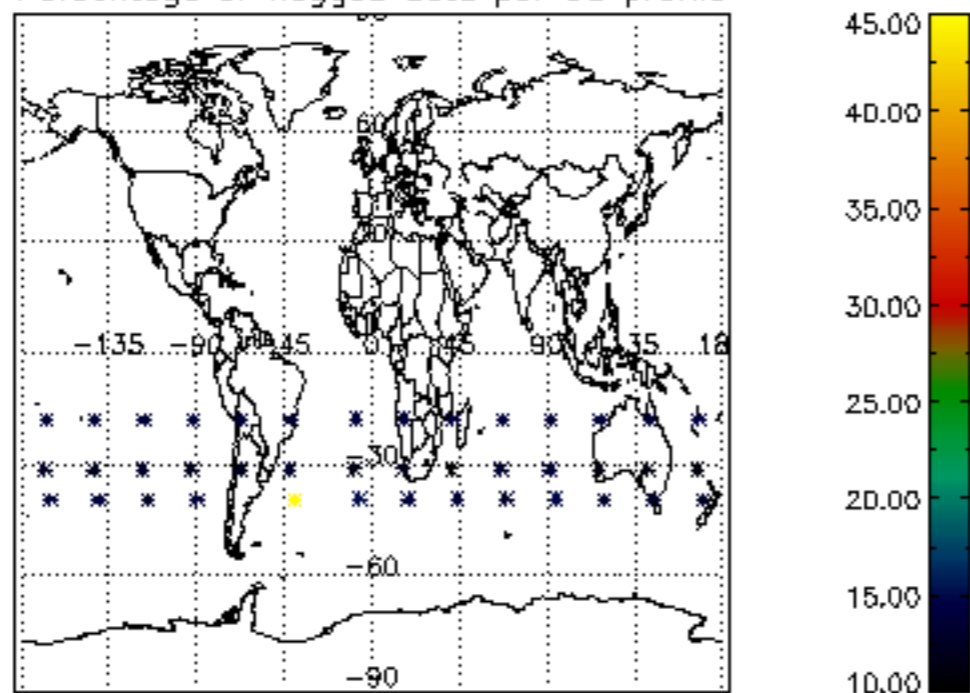
## 6. Auxiliary Data Files used for the production reported in section 2

The number reported in the third column indicates since which file (see list in section 2) the corresponding auxiliary file has been used. The fourth column is the date of those product files.

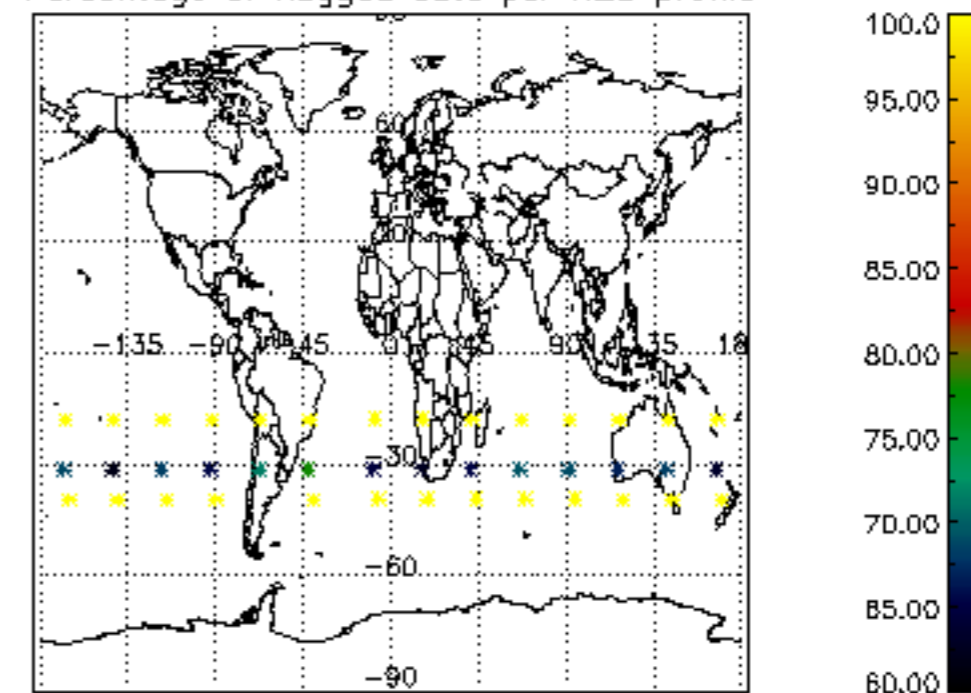
Type	Auxiliary Filename	Used since product	Used since product date
INST_PHYS_CHARACTERISTICS	GOM_INS_AXVIEC20091111_143220_20030716_120000_20500101_000000	1	12-NOV-2007 00:09:12
LEVEL-2_PROC_CONFIG	GOM_PR2_AXVIEC20091111_152718_20020301_000000_20500101_000000	1	12-NOV-2007 00:09:12
CROSS_SECTIONS_FILE	GOM_CRS_AXVIEC20091111_154832_20020301_000000_20500101_000000	1	12-NOV-2007 00:09:12



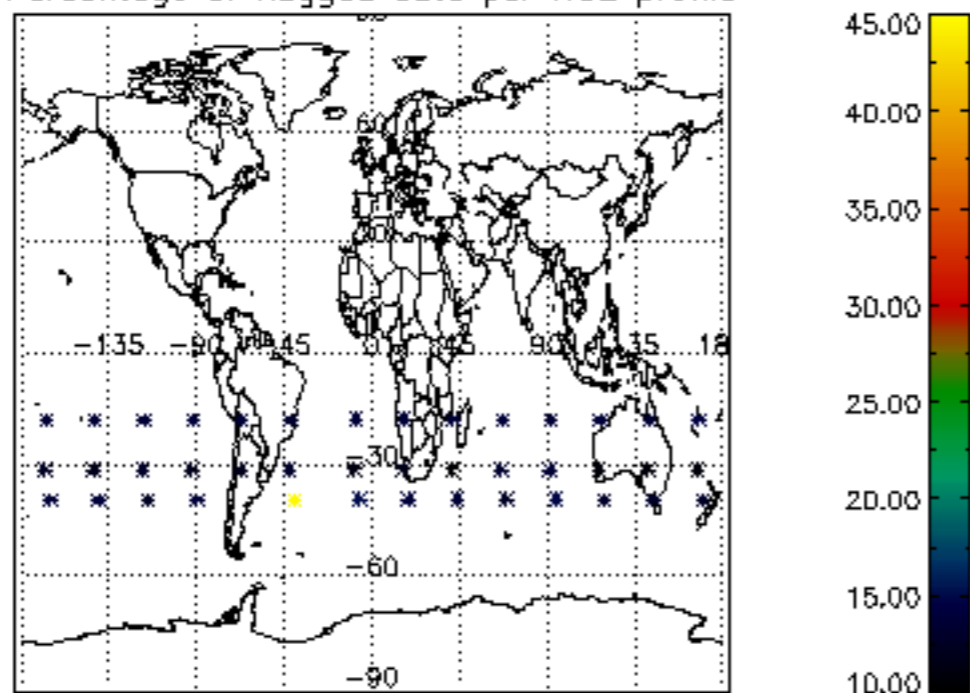
Percentage of flagged data per D3 profile



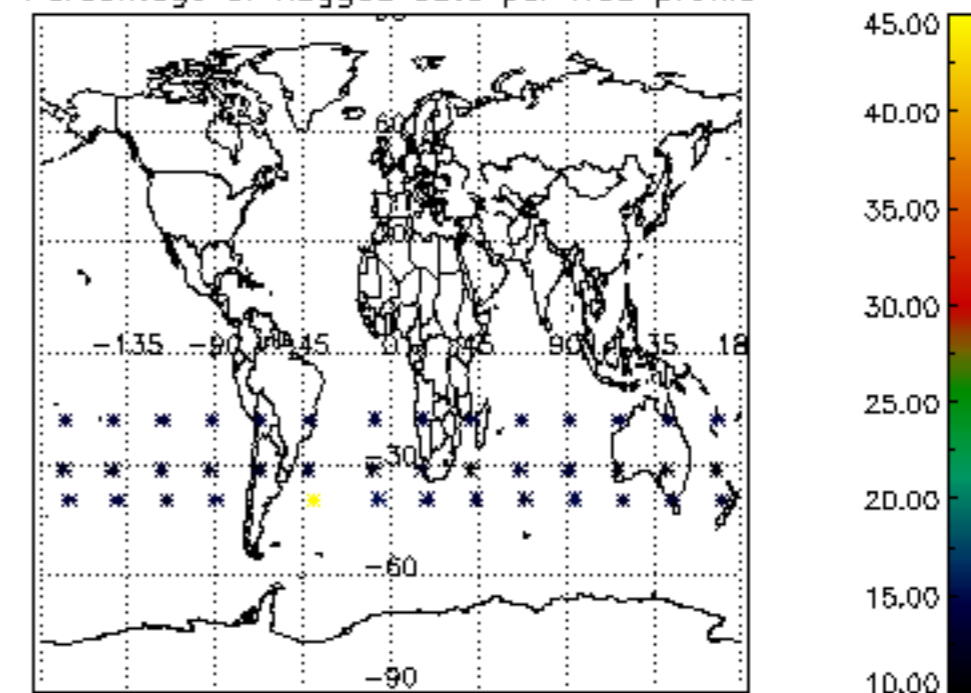
Percentage of flagged data per H2O profile

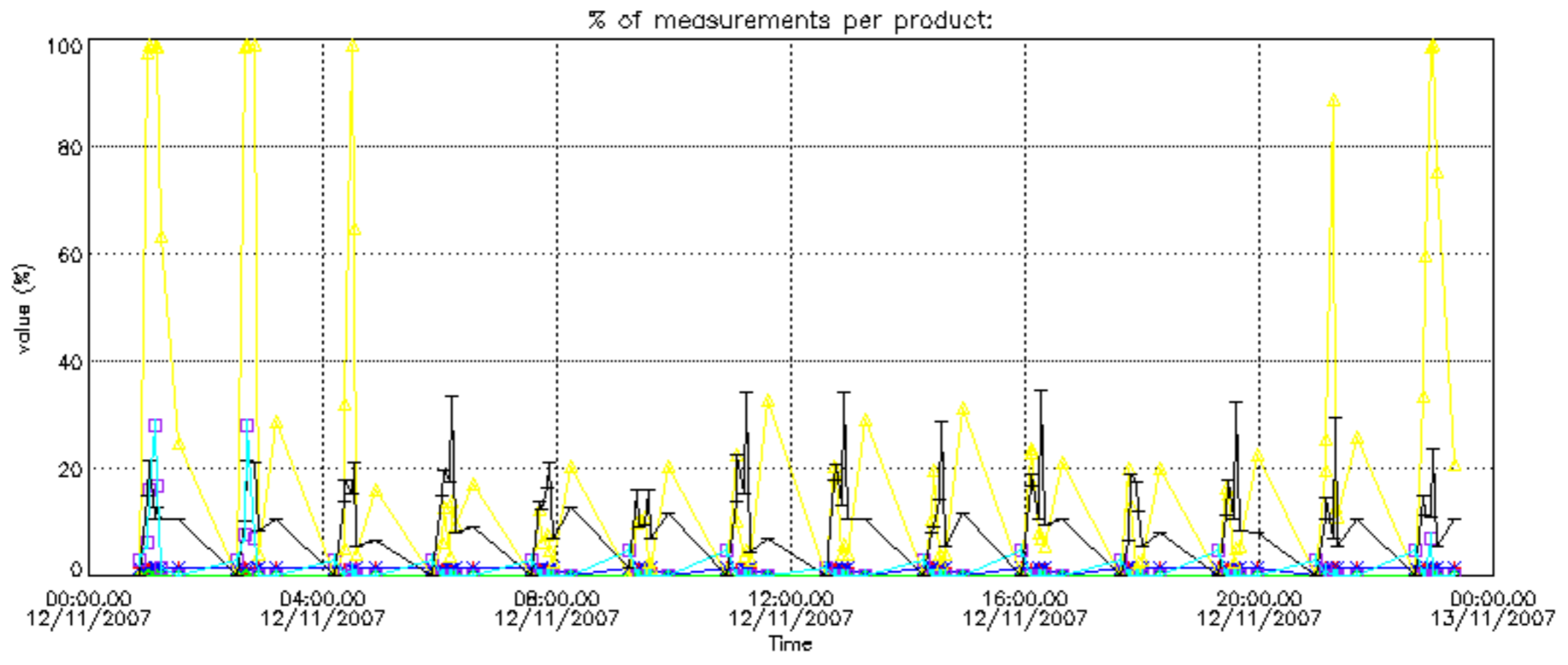


Percentage of flagged data per NO2 profile

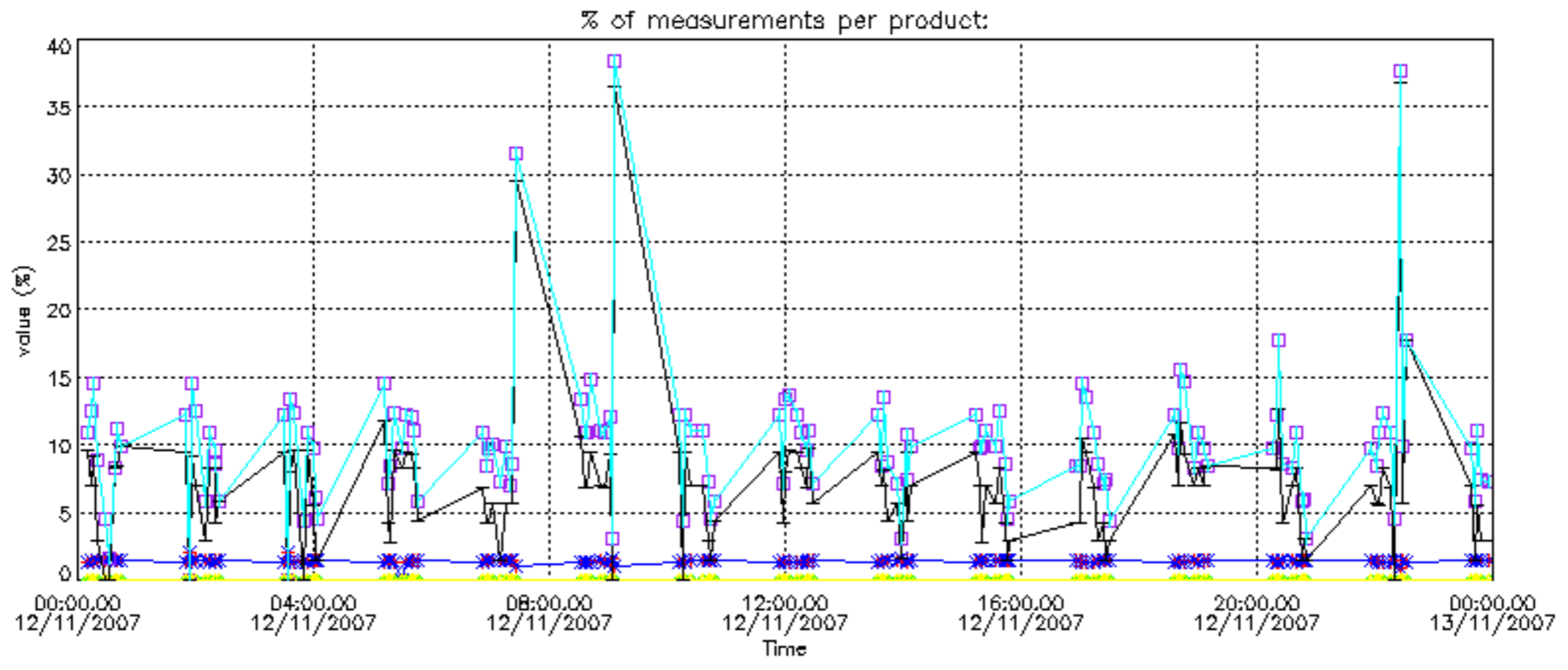


Percentage of flagged data per NO3 profile

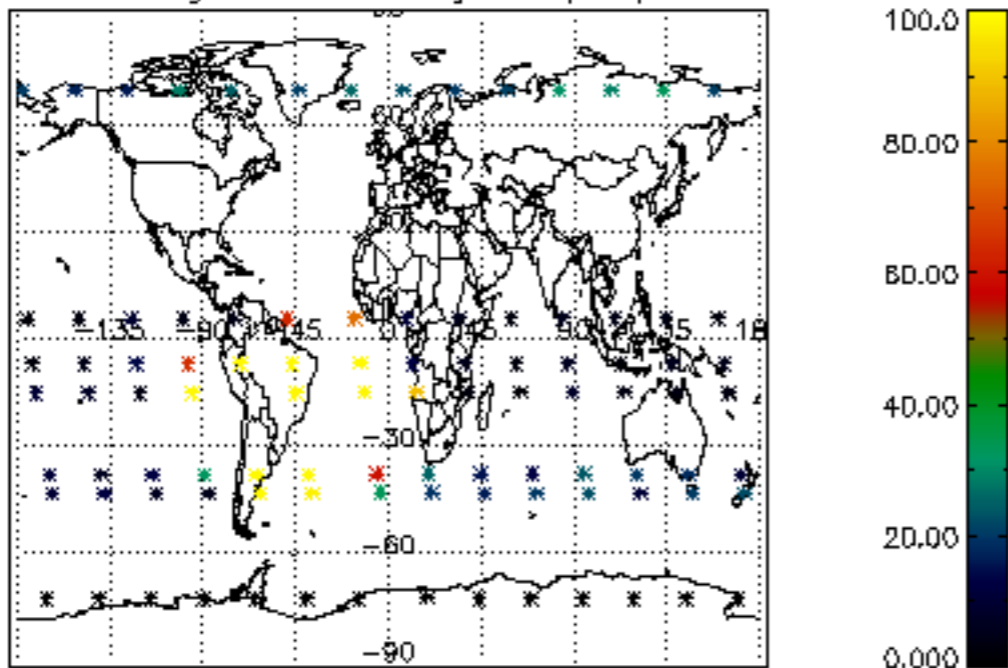




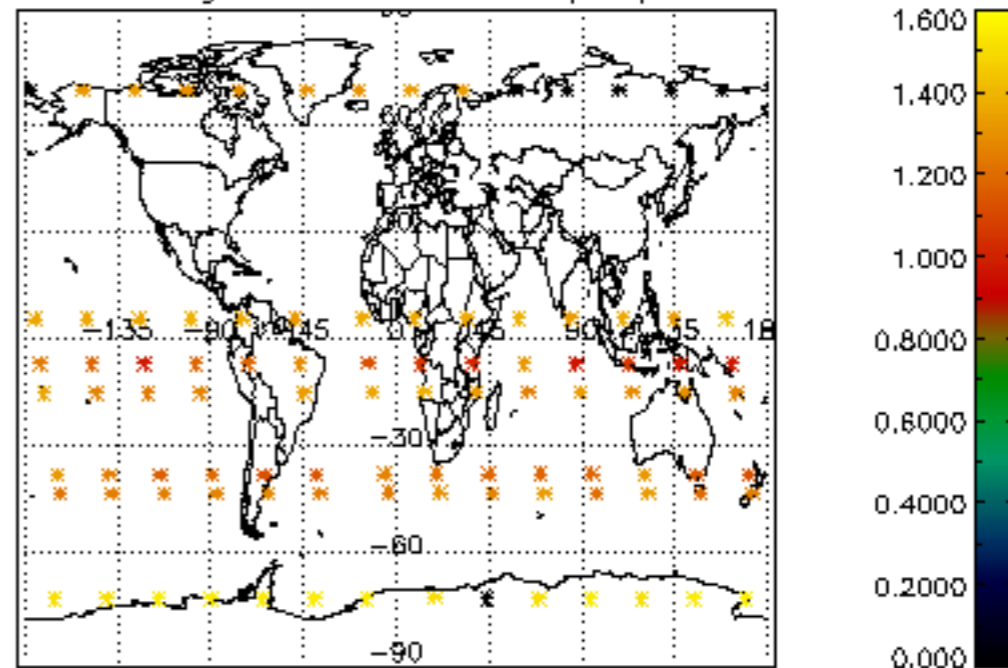




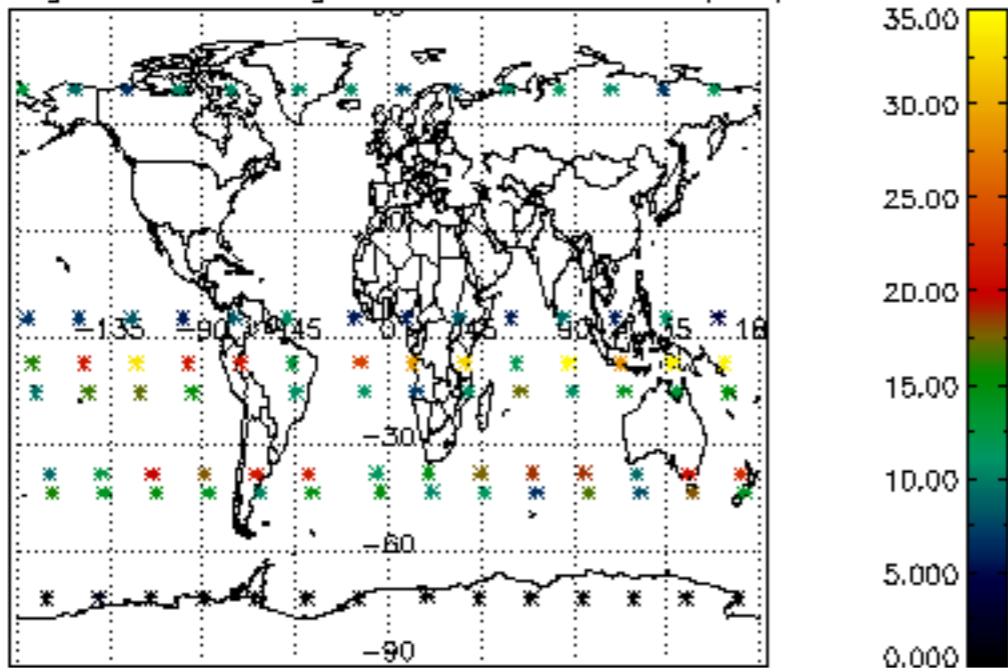
Percentage of cosmic ray hits per profile



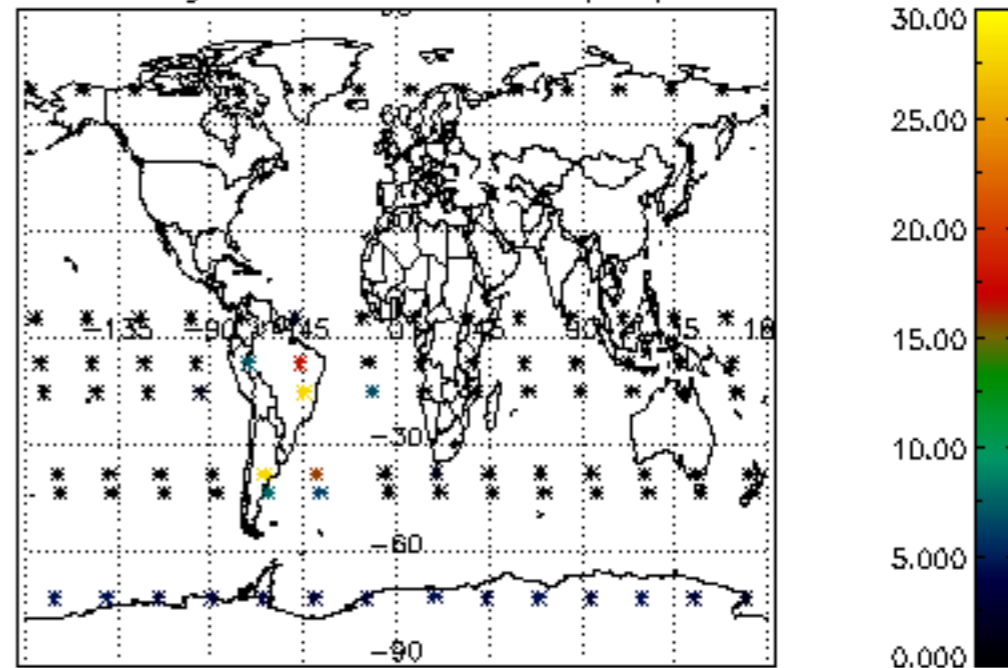
Percentage of datation errors per profile



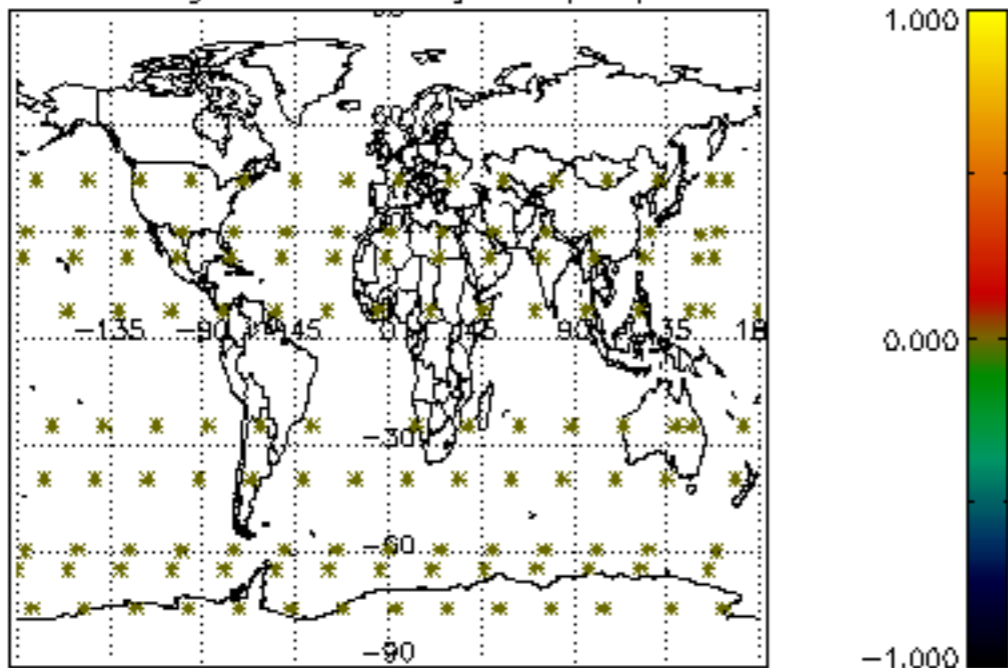
Percentage of star falling outside central band per profile



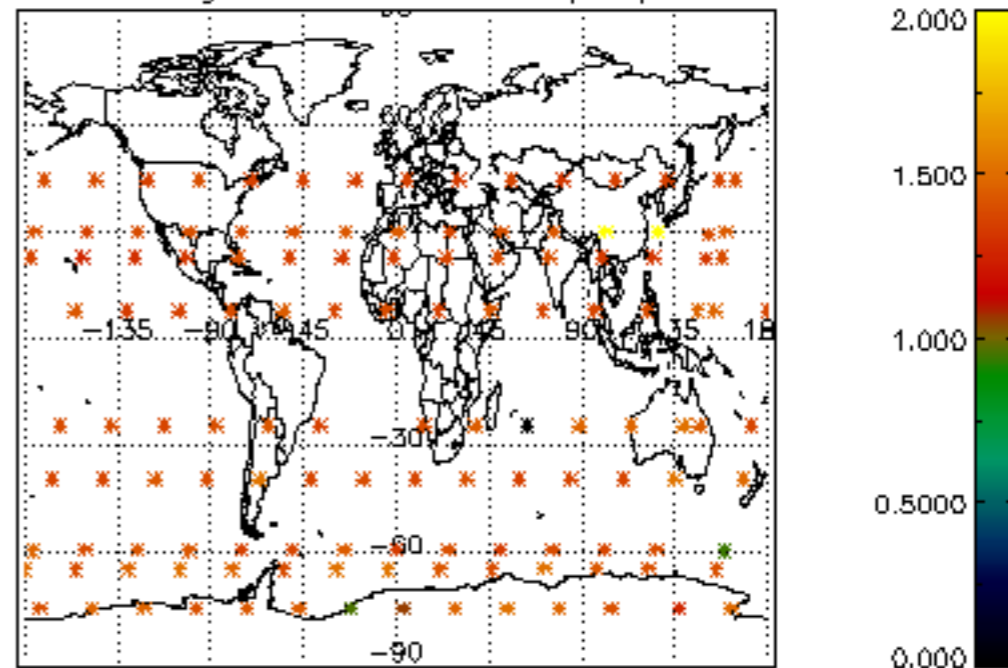
Percentage of saturation errors per profile



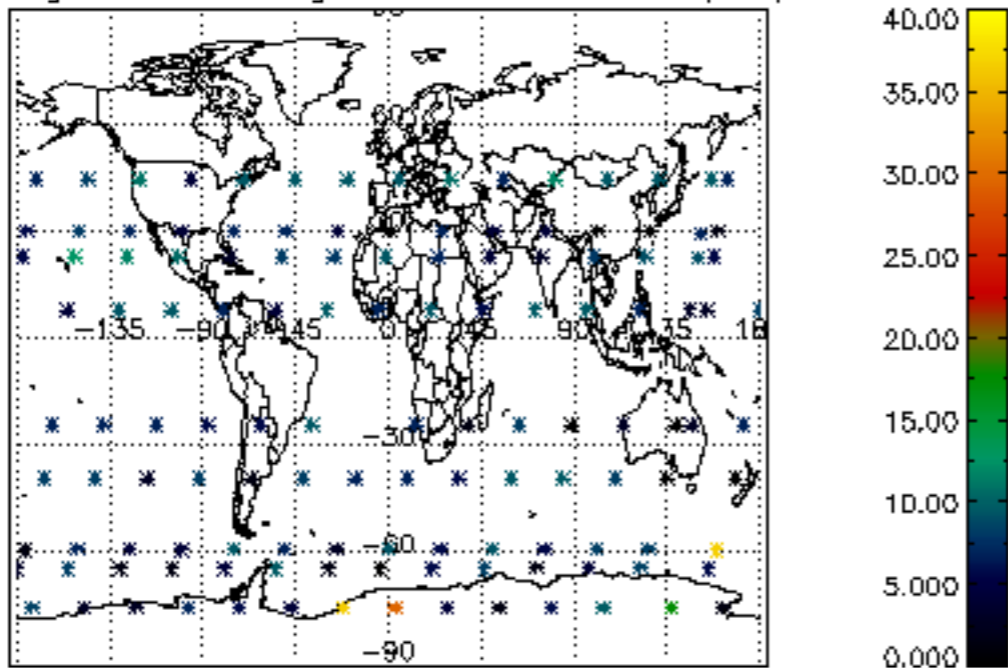
Percentage of cosmic ray hits per profile



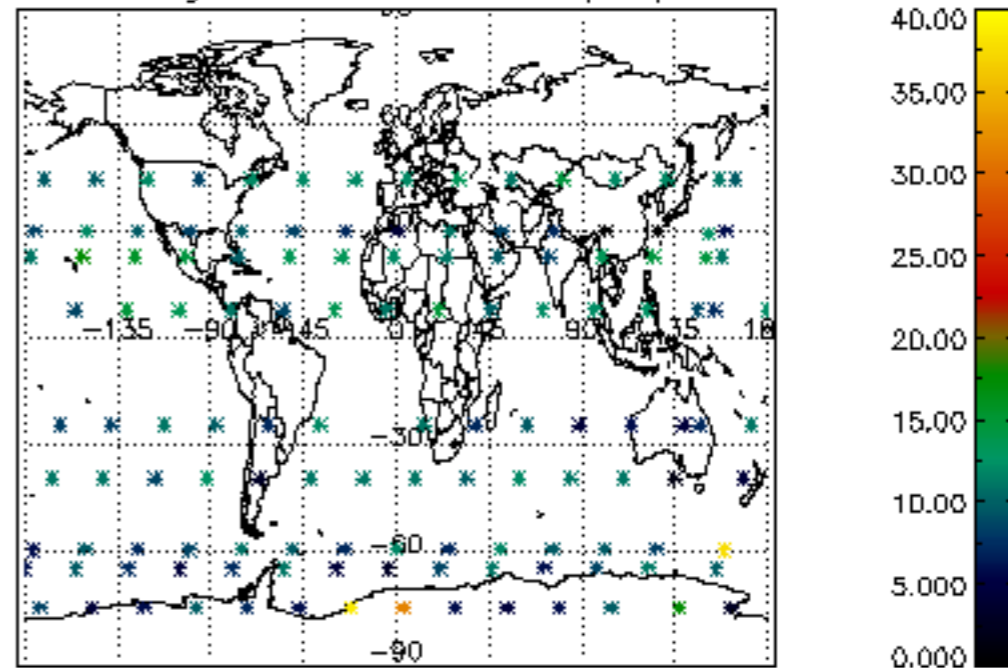
Percentage of datation errors per profile

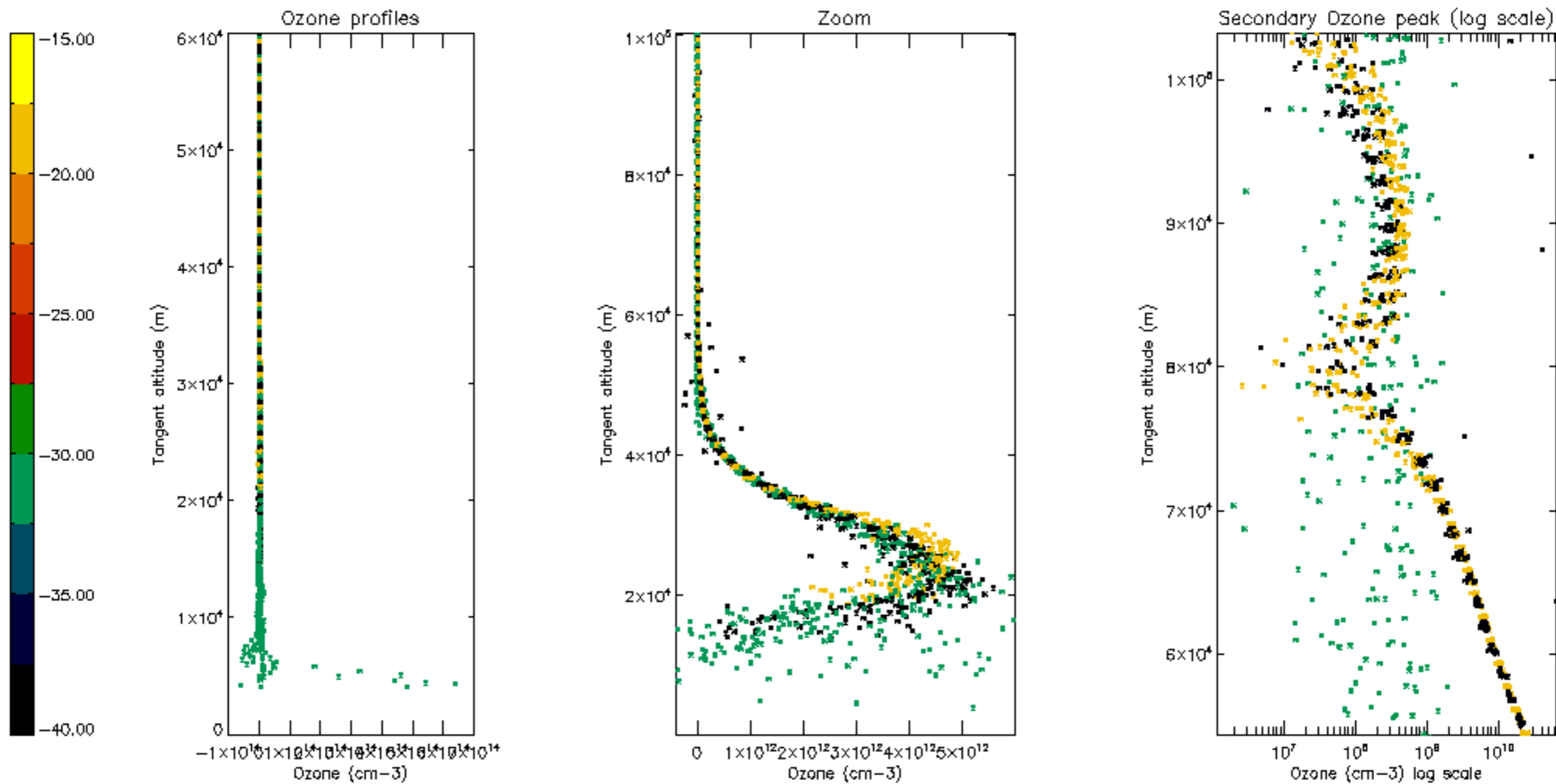


Percentage of star falling outside central band per profile

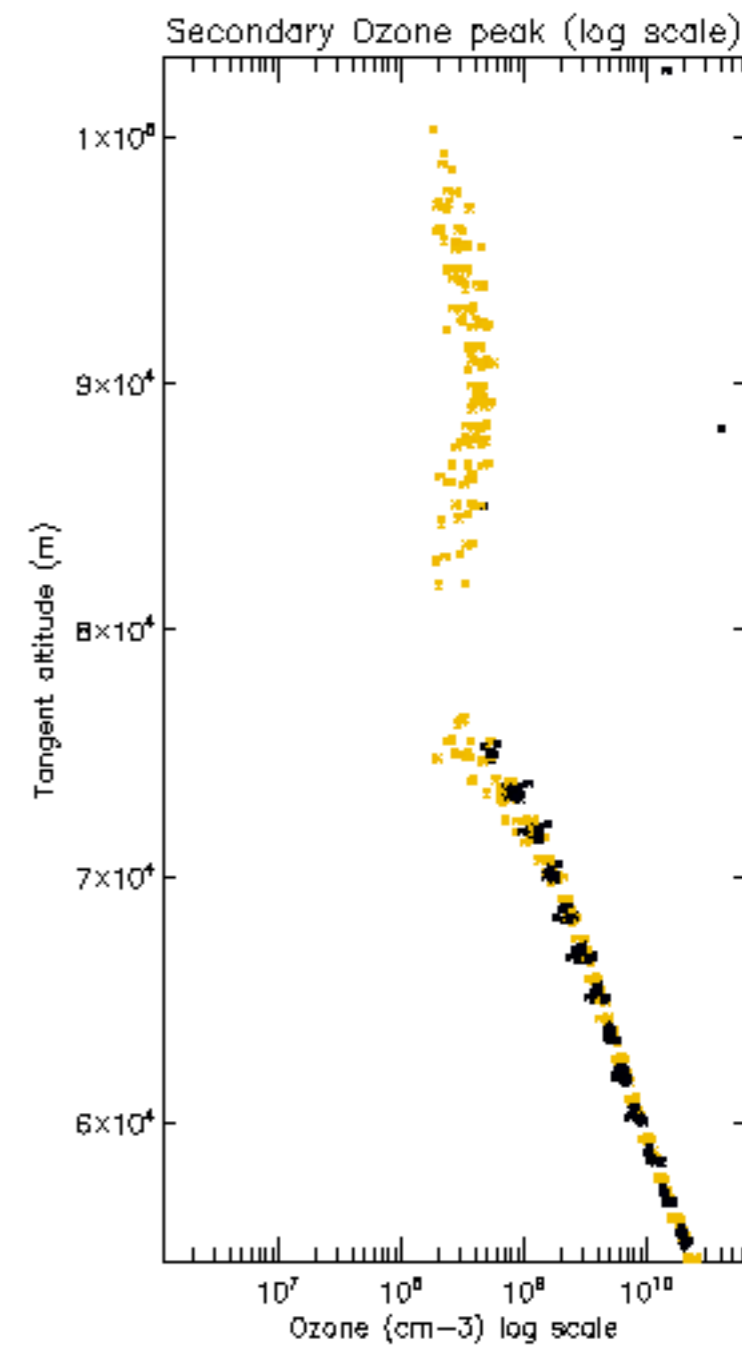
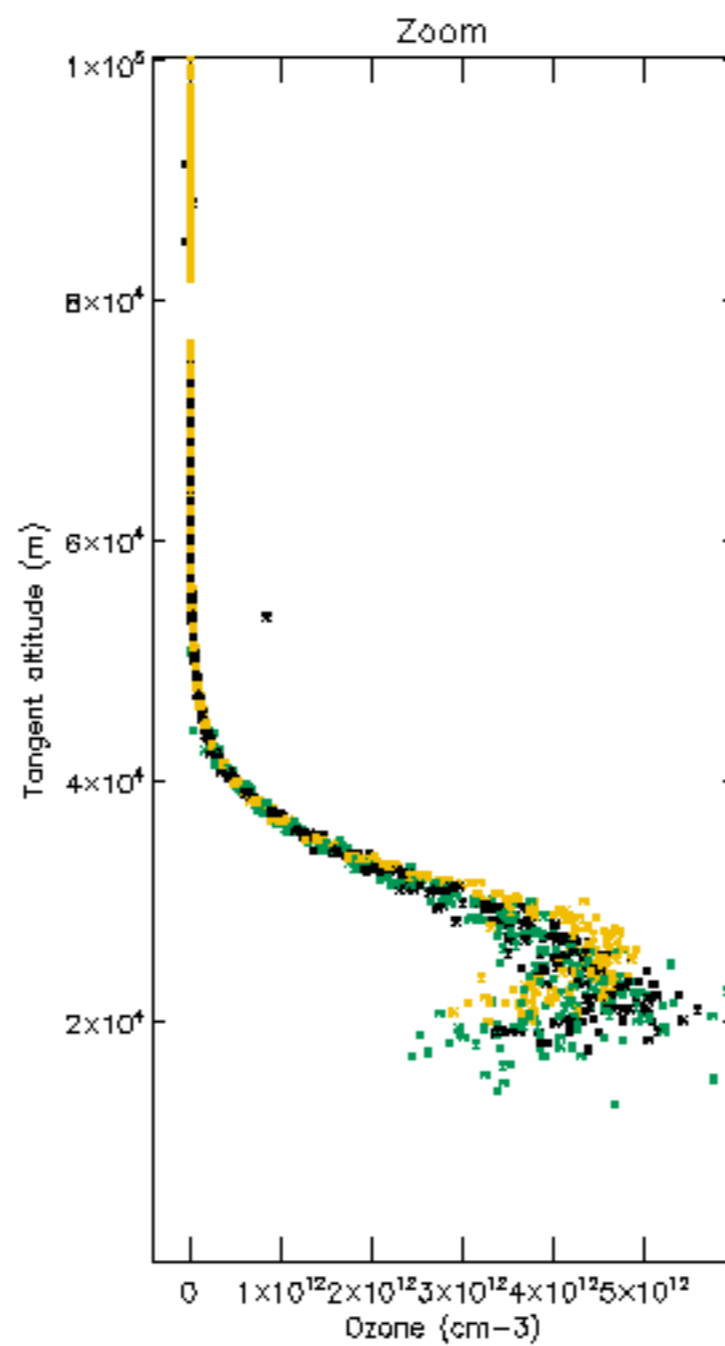
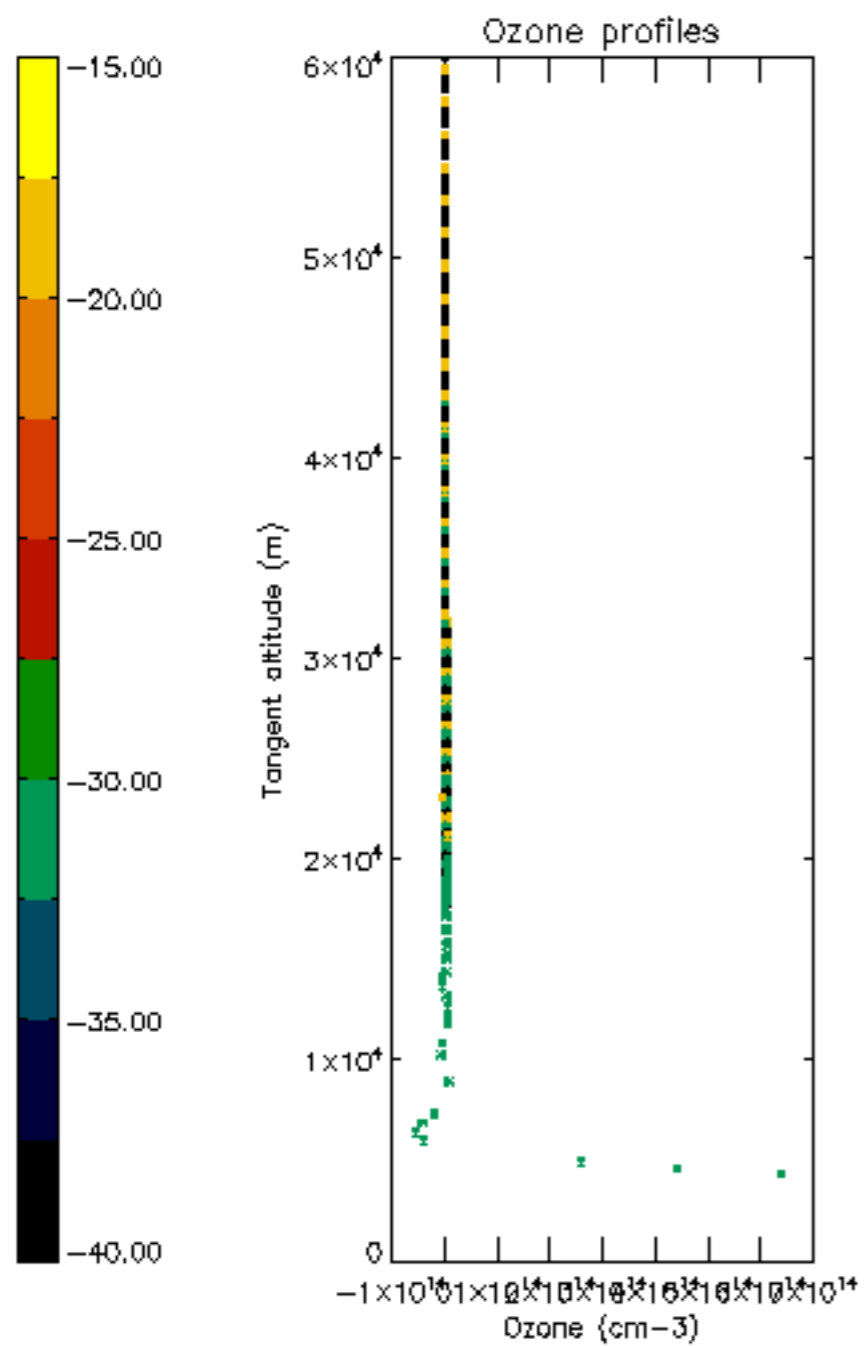


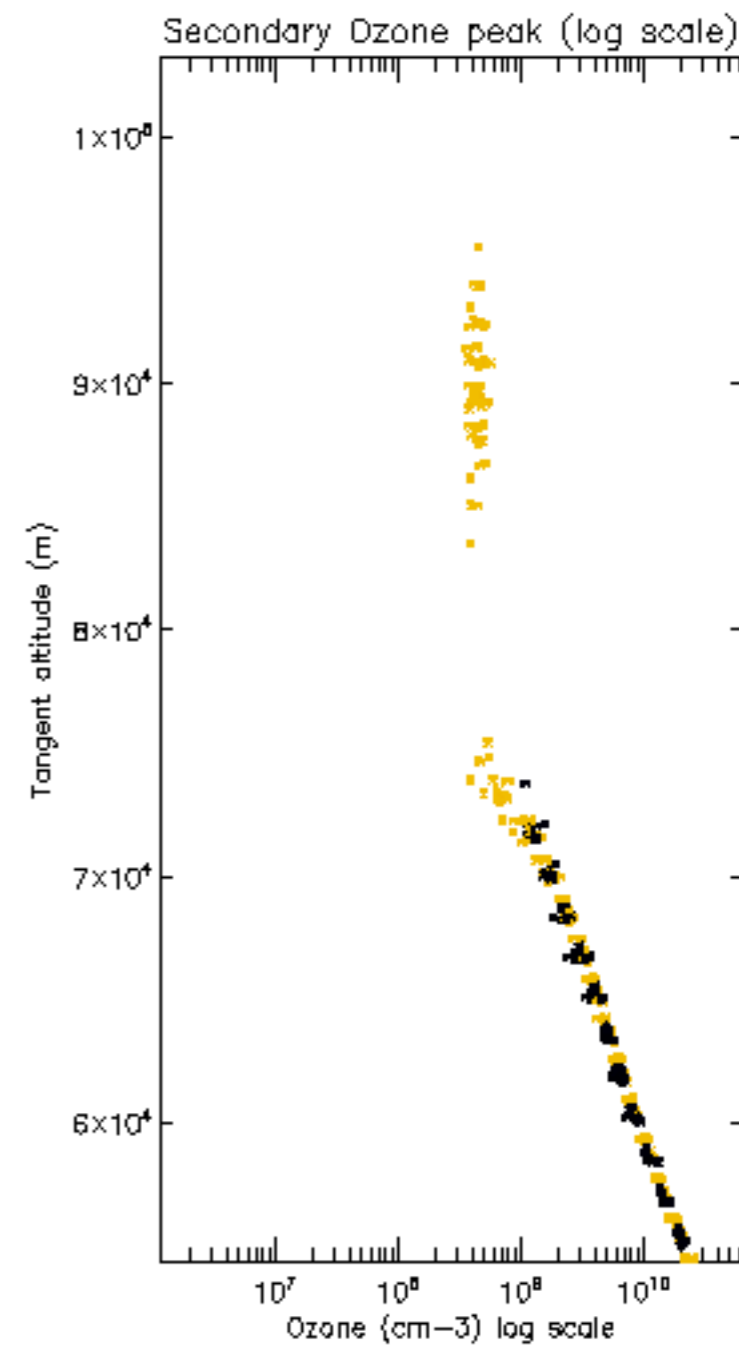
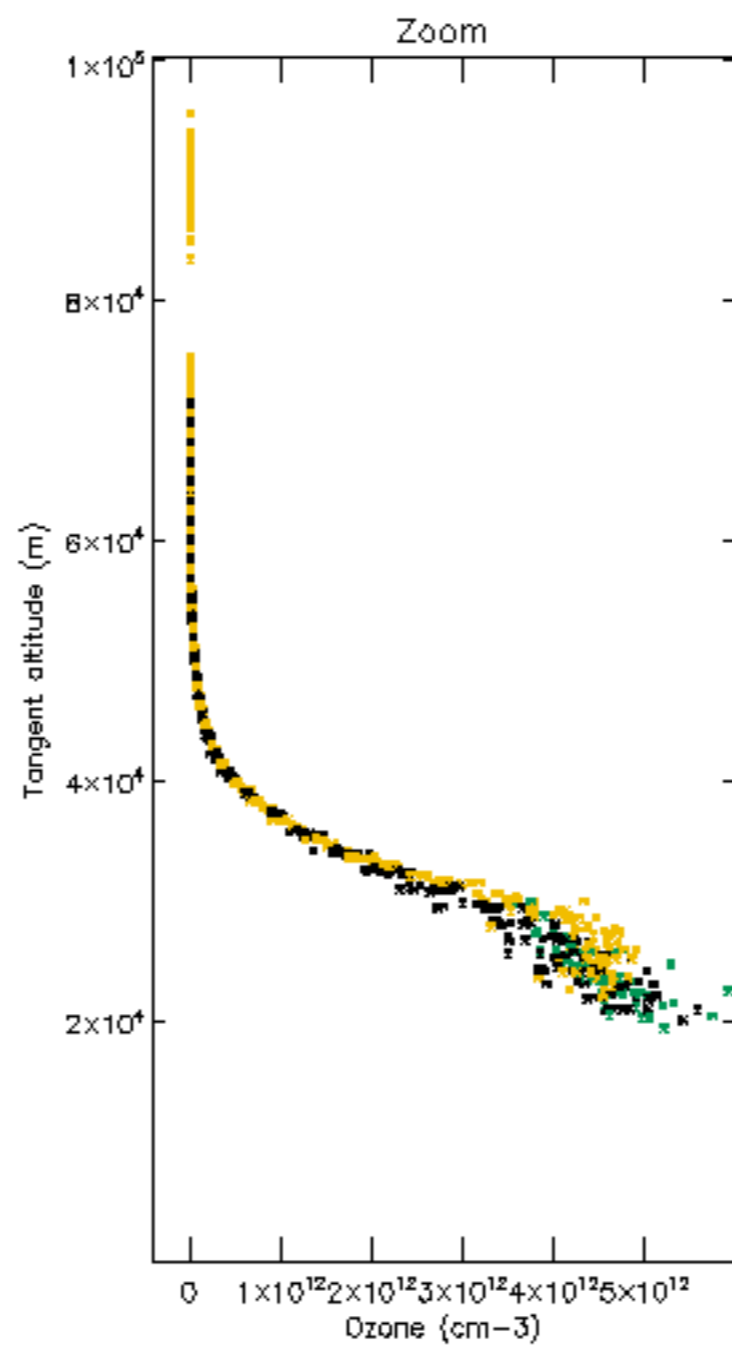
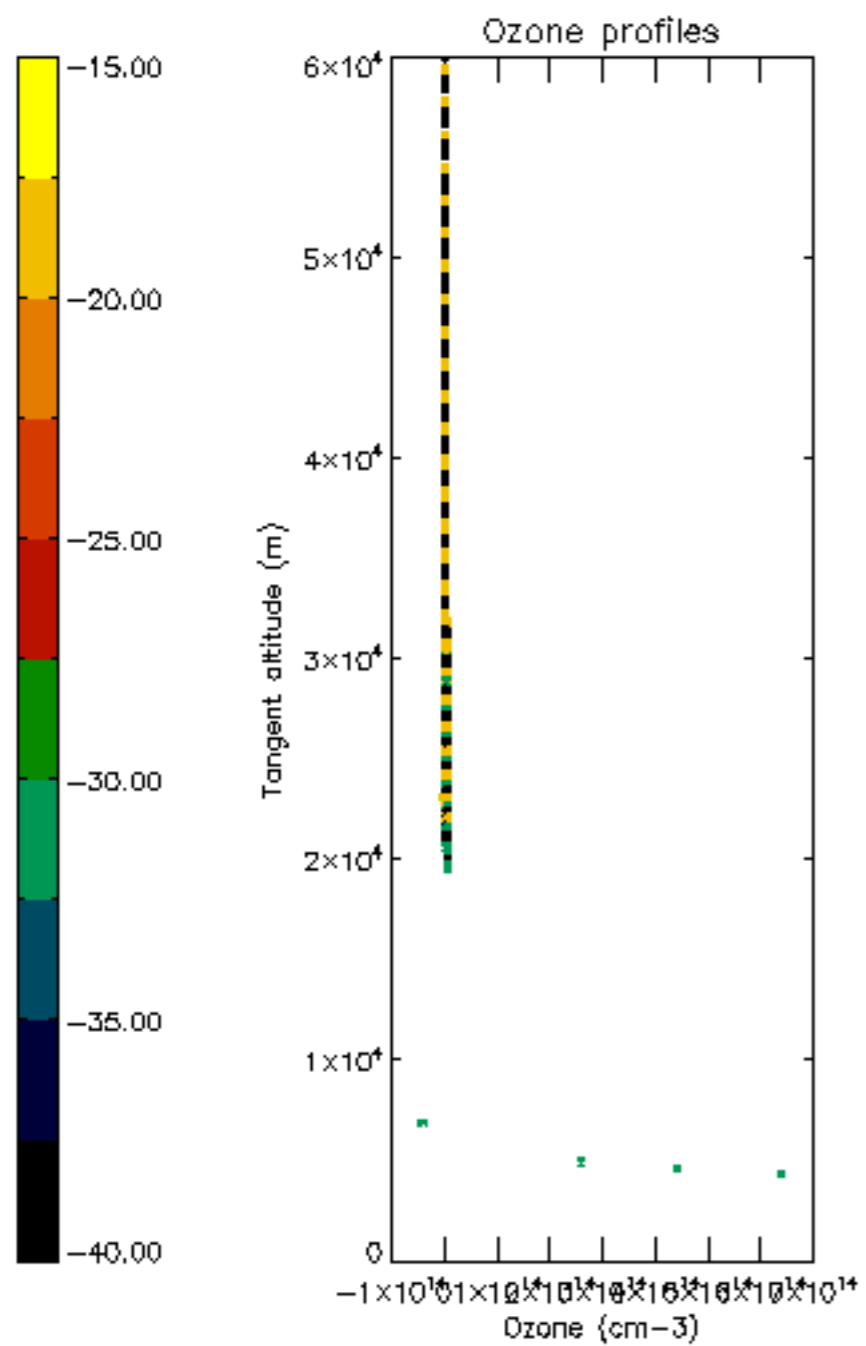
Percentage of saturation errors per profile

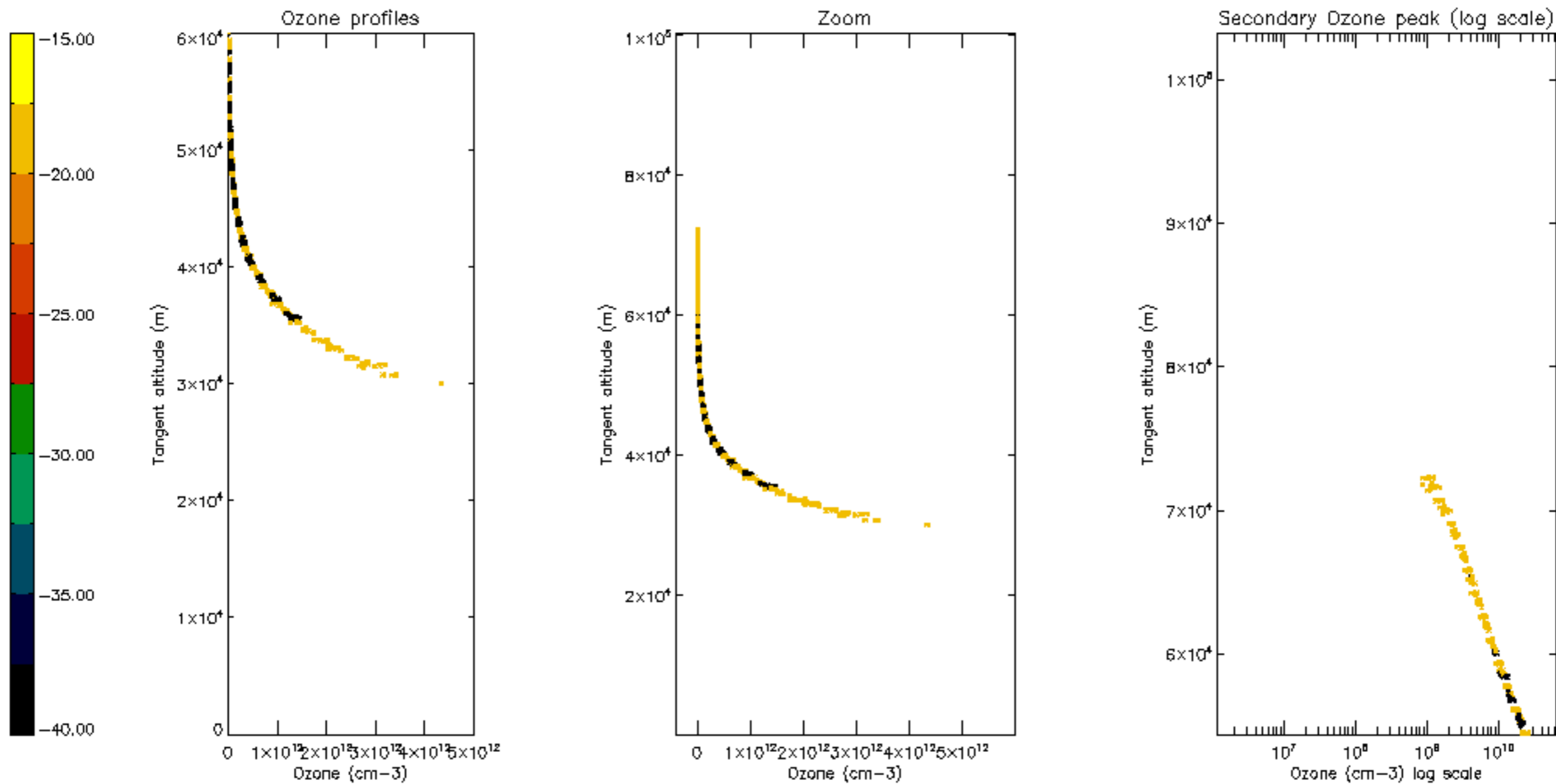


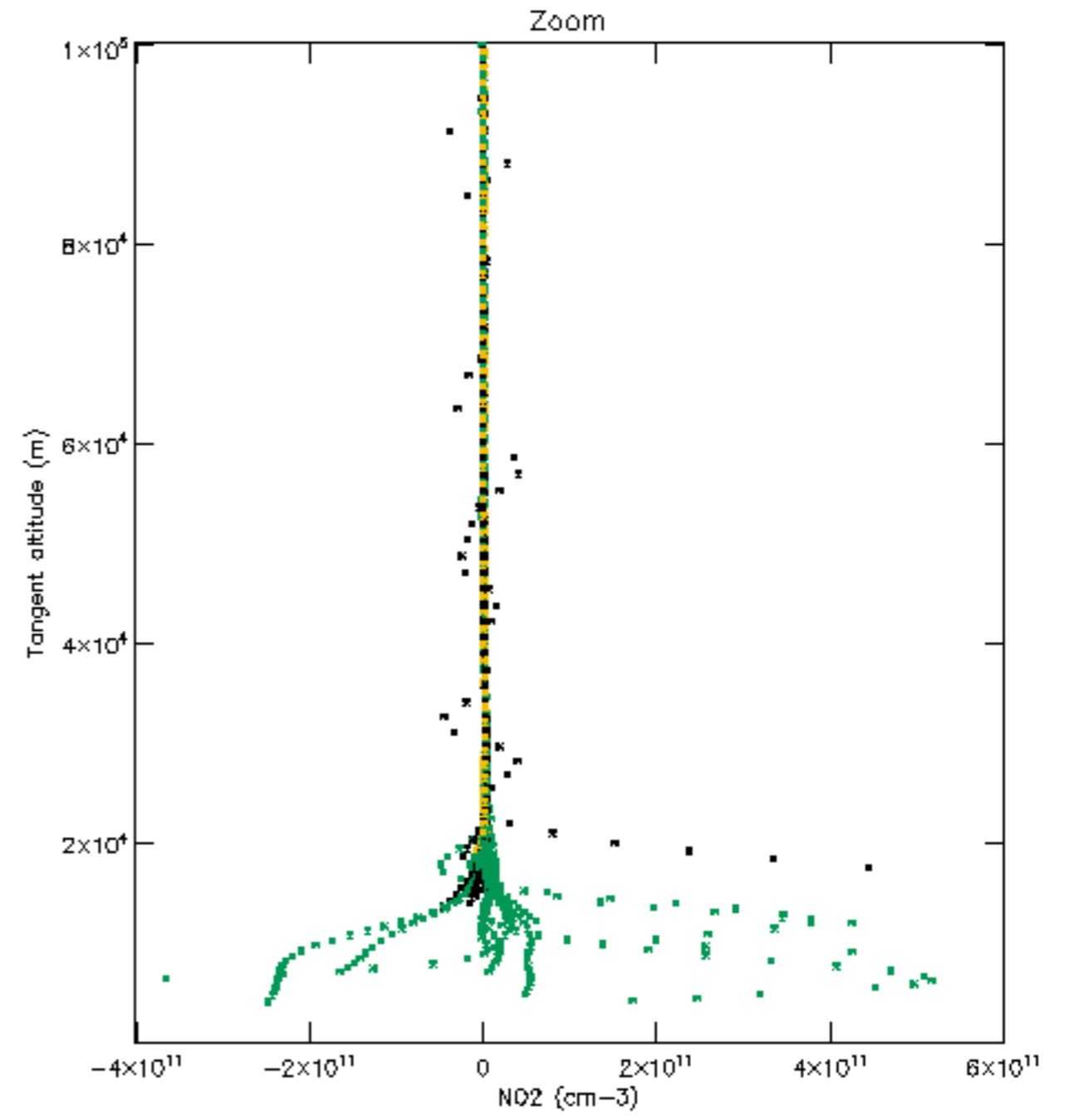
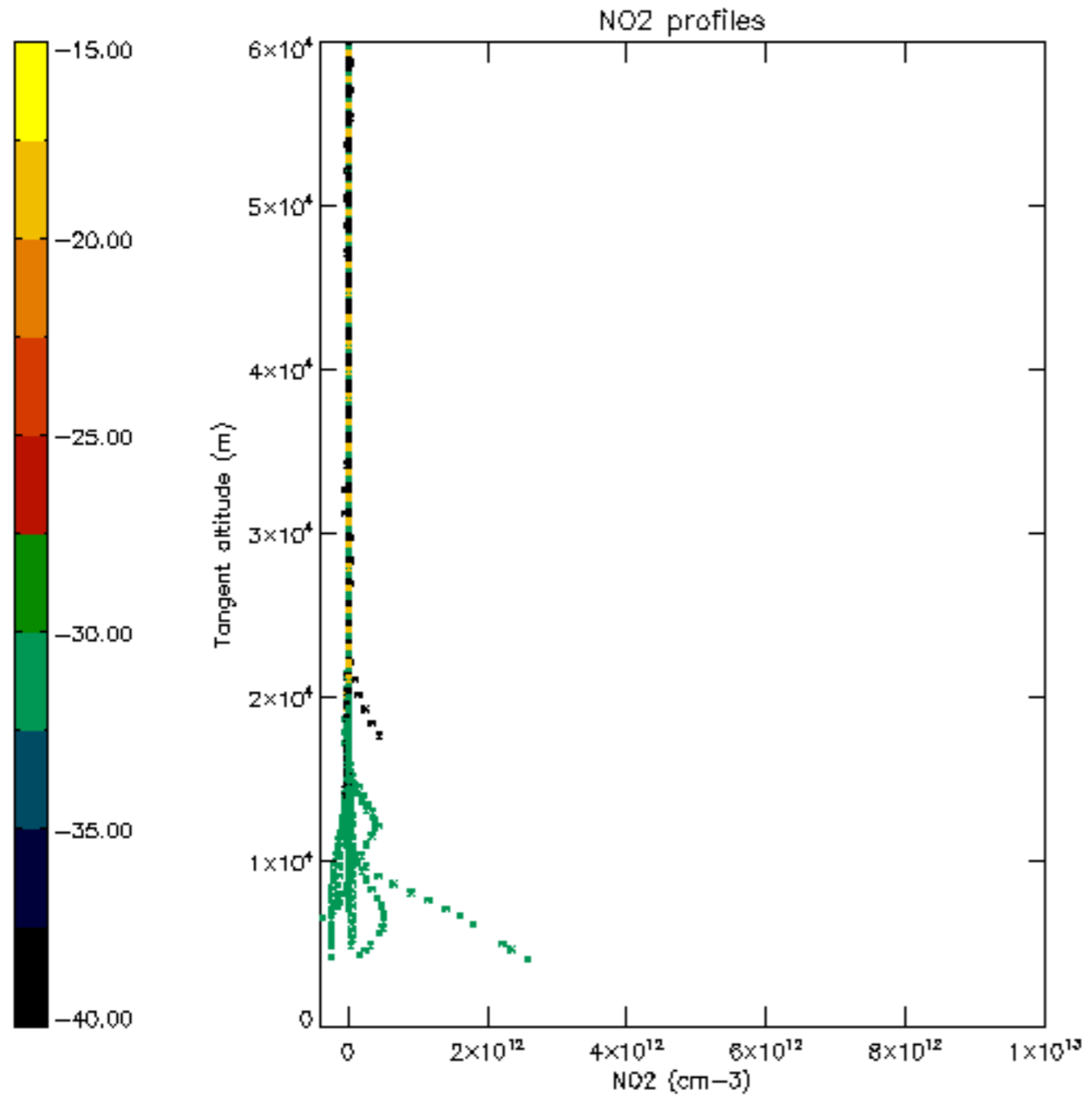




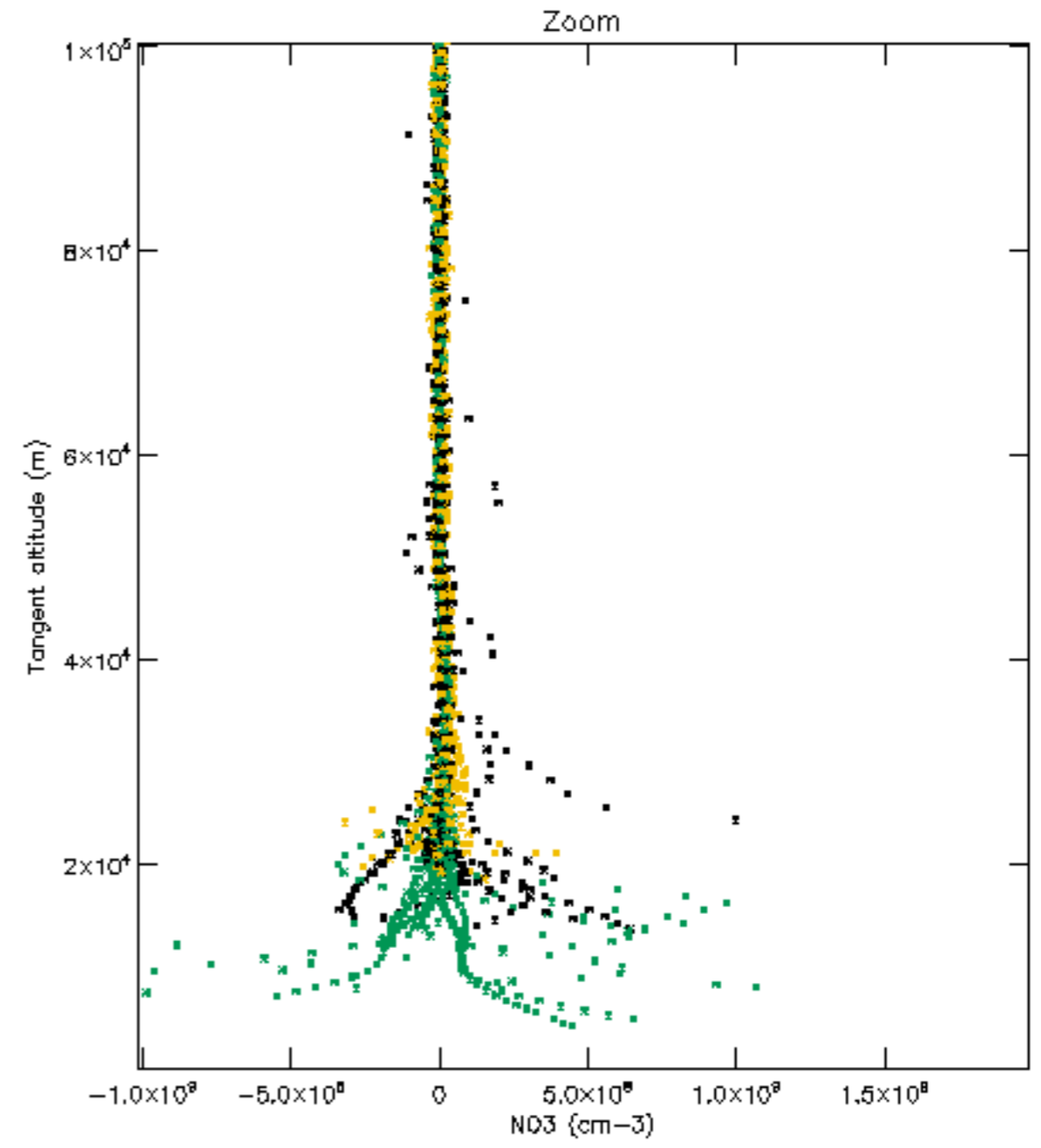
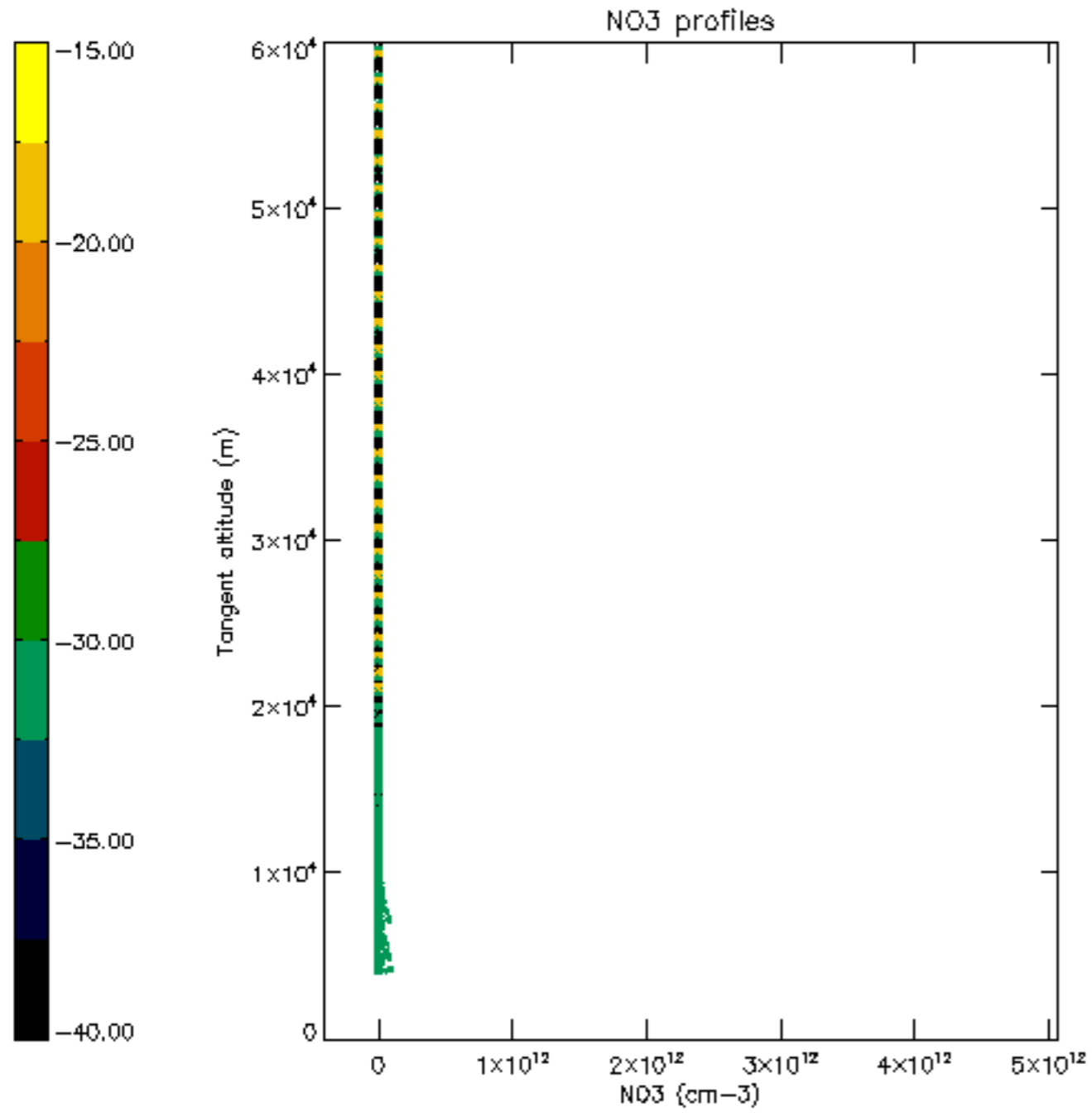


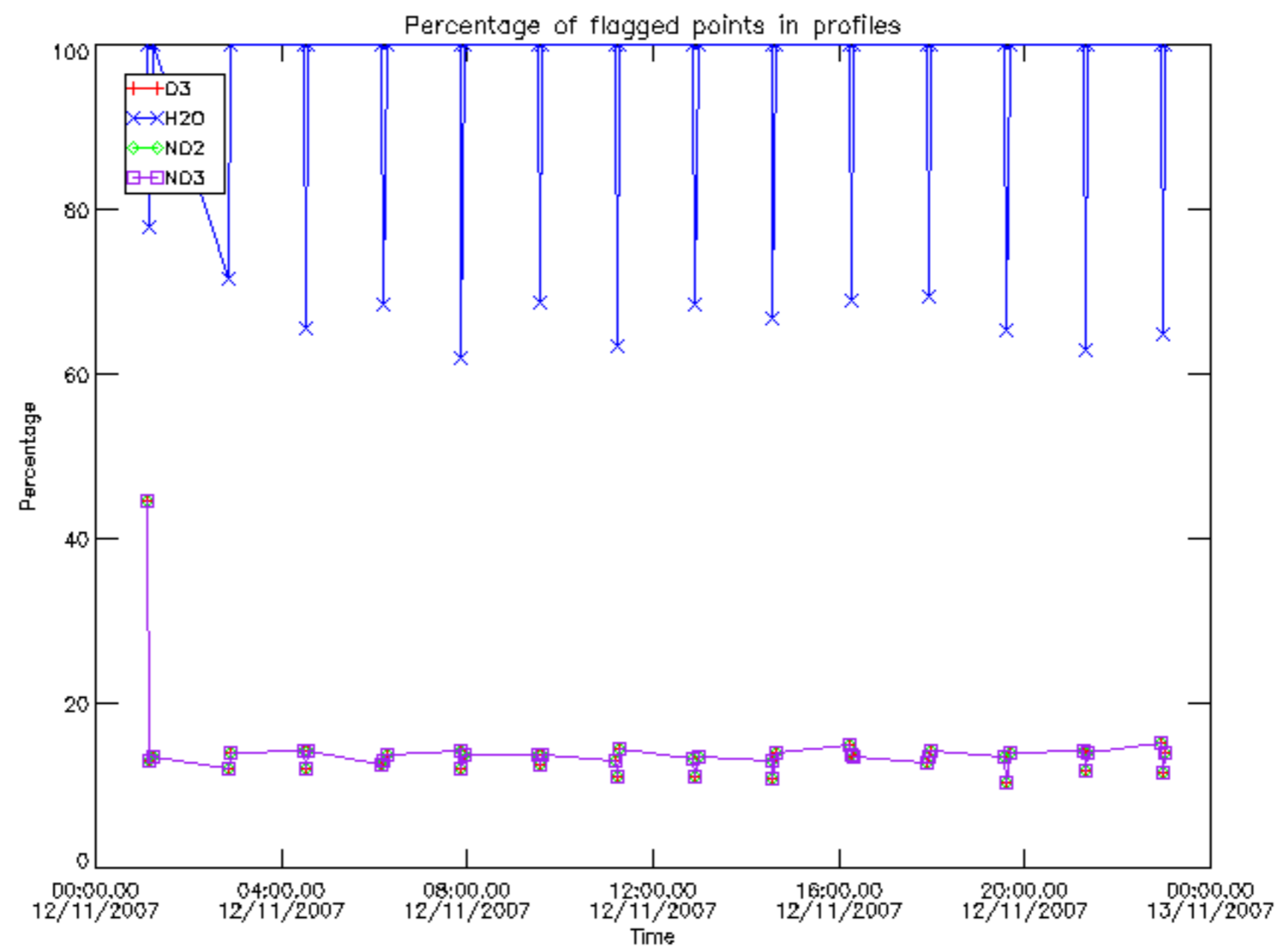




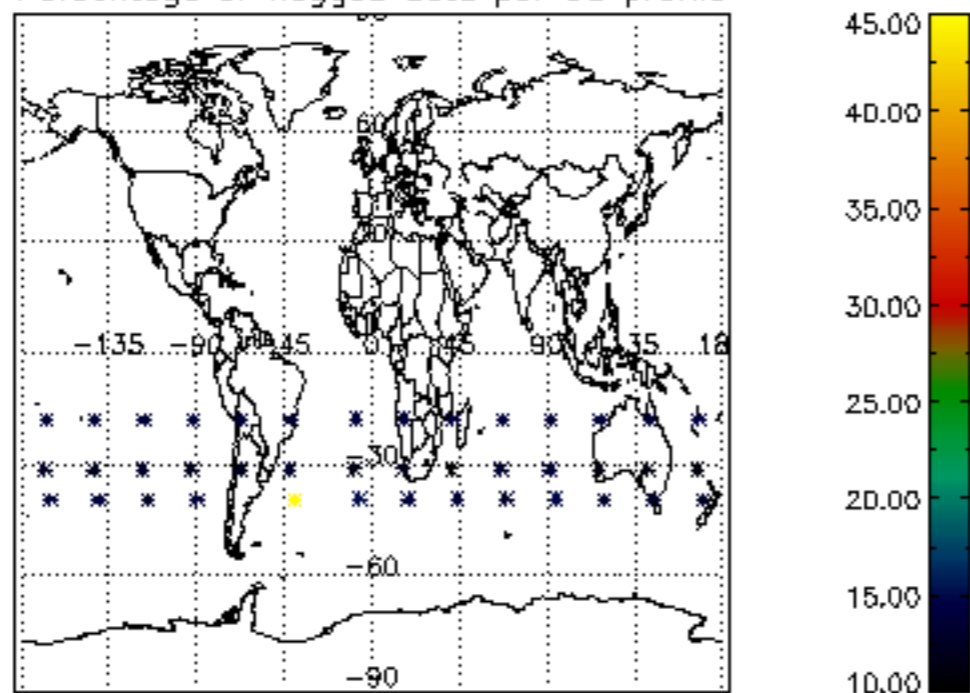




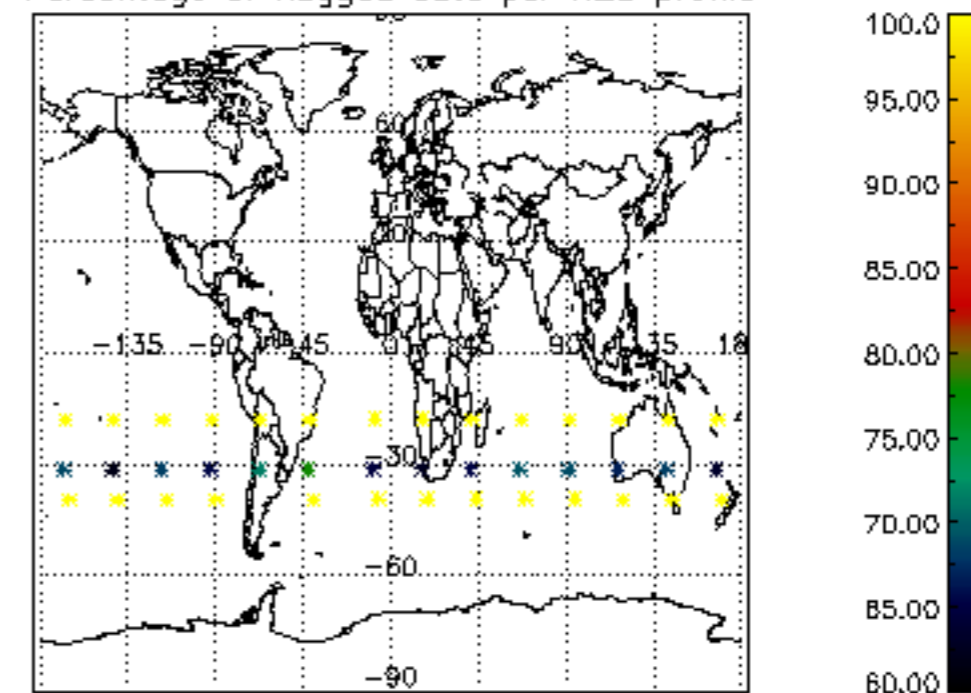




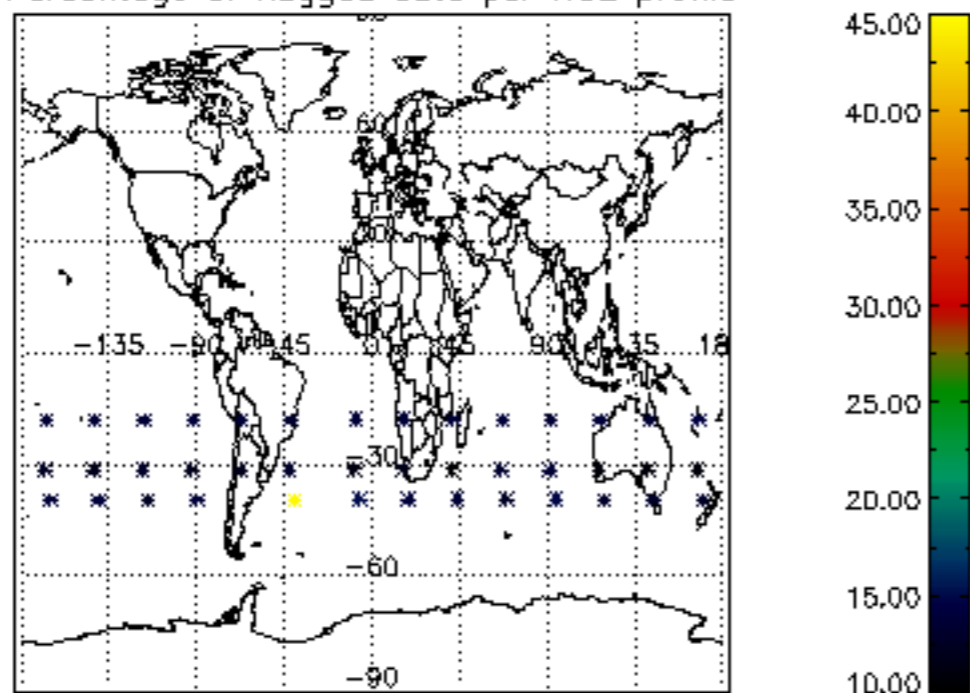
Percentage of flagged data per D3 profile



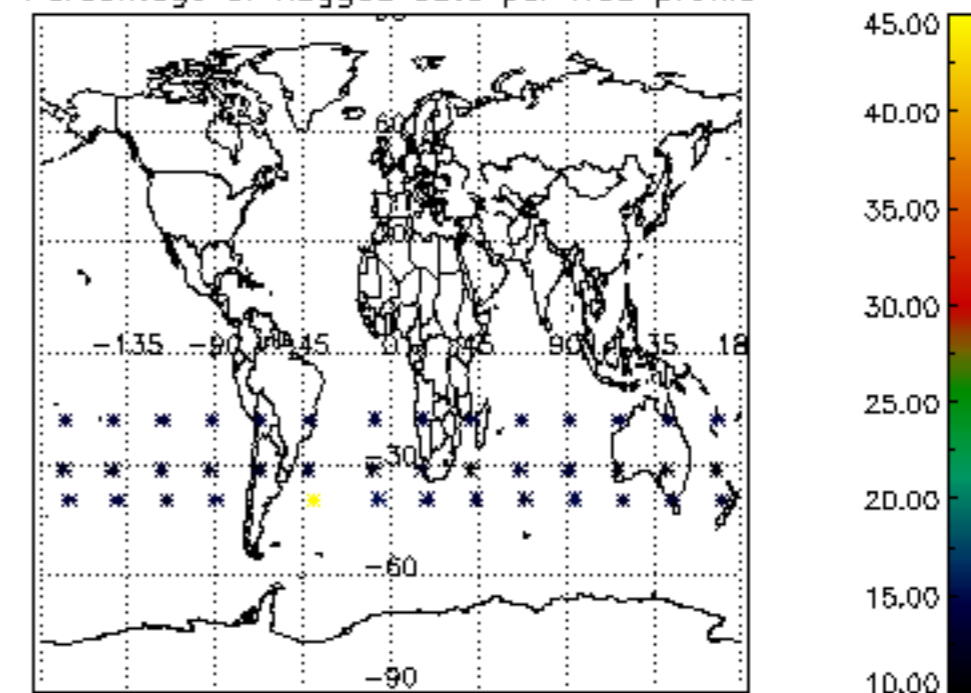
Percentage of flagged data per H2O profile

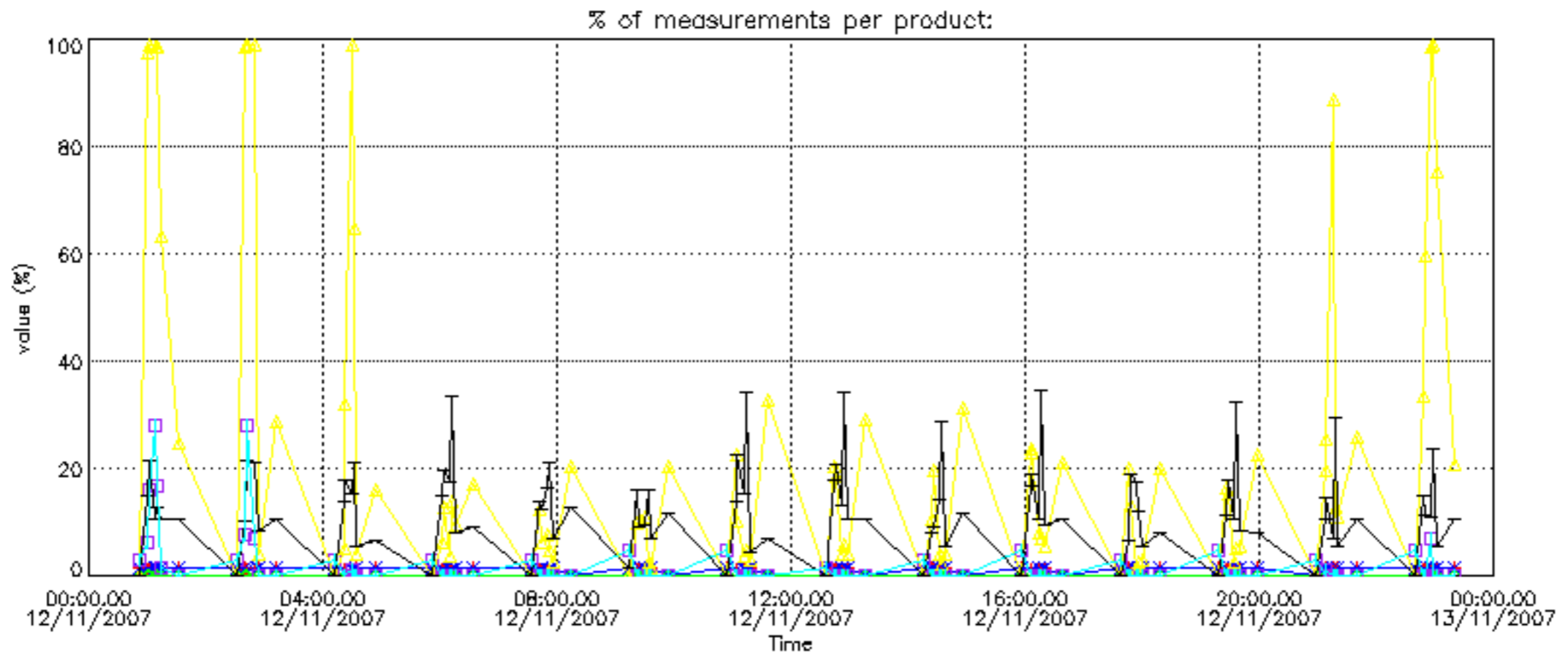


Percentage of flagged data per NO2 profile

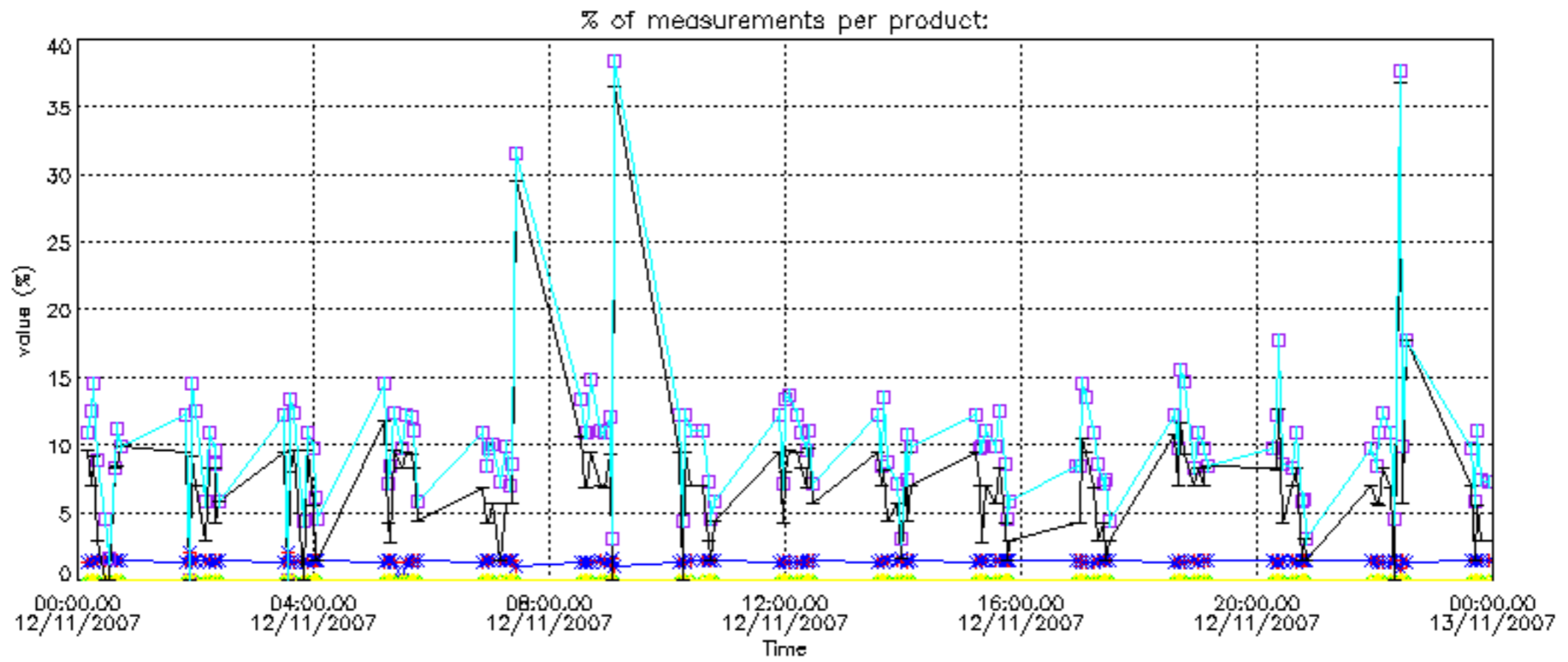


Percentage of flagged data per NO3 profile

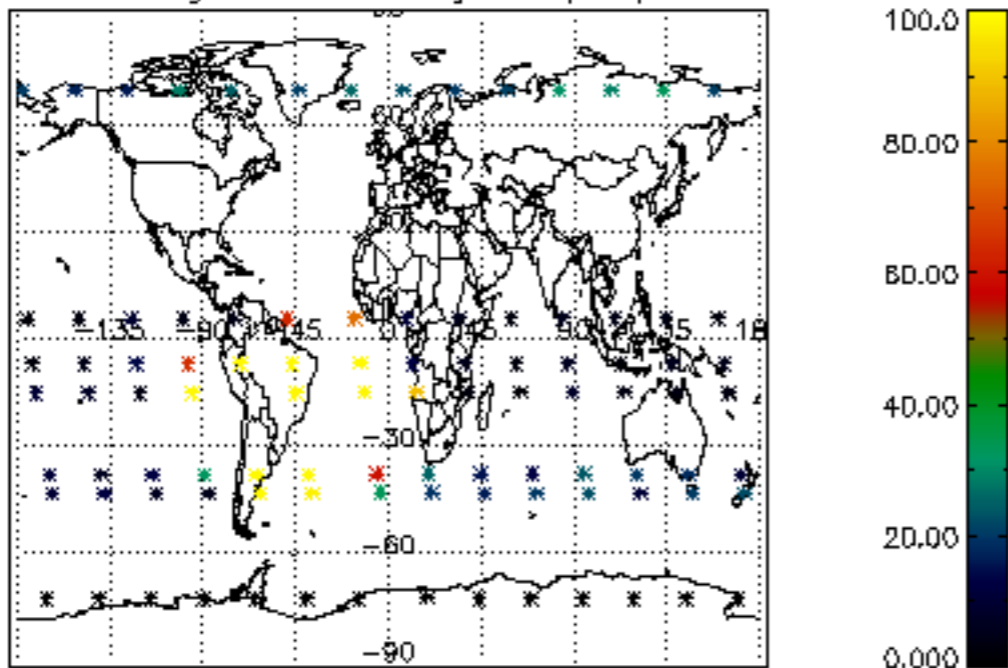




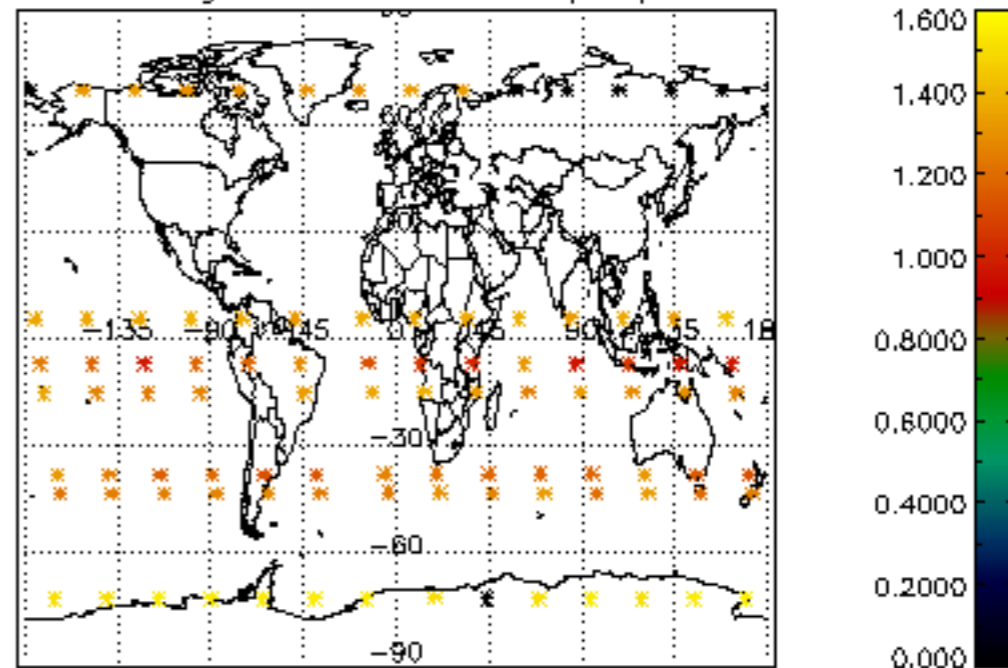




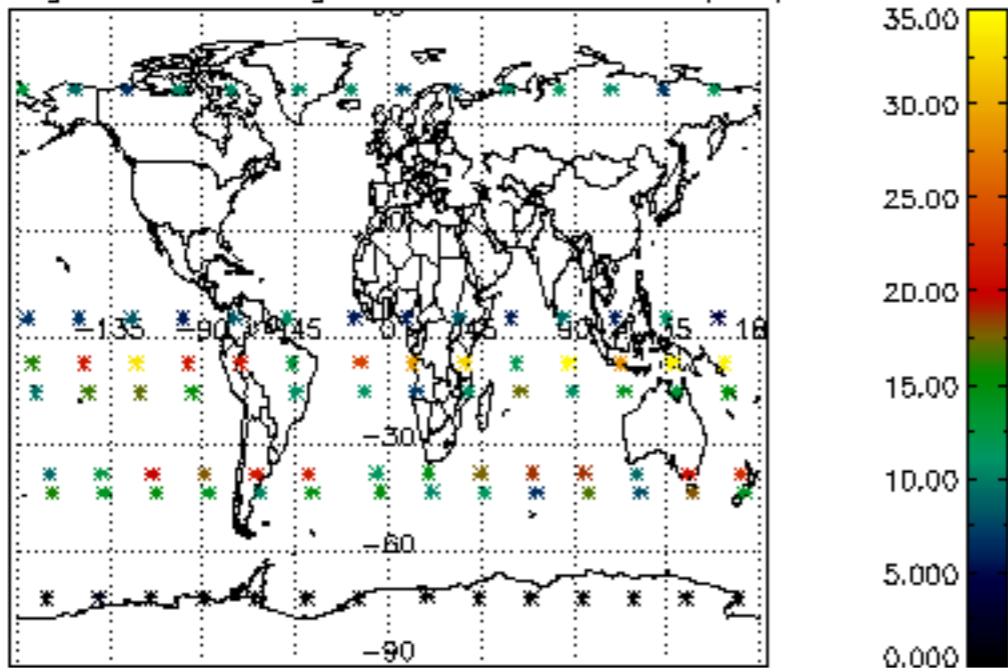
Percentage of cosmic ray hits per profile



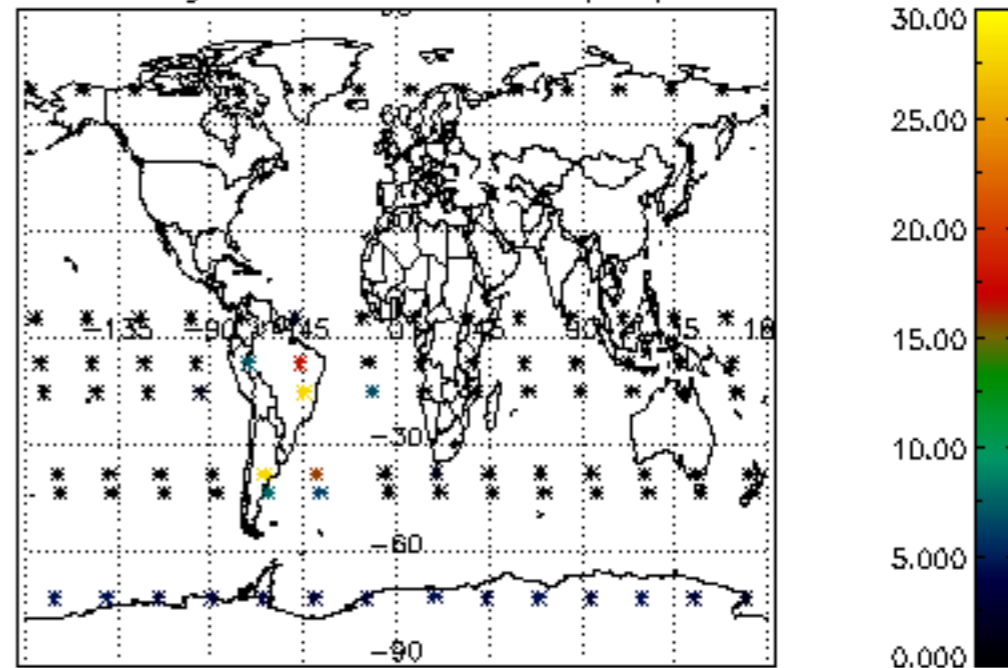
Percentage of datation errors per profile



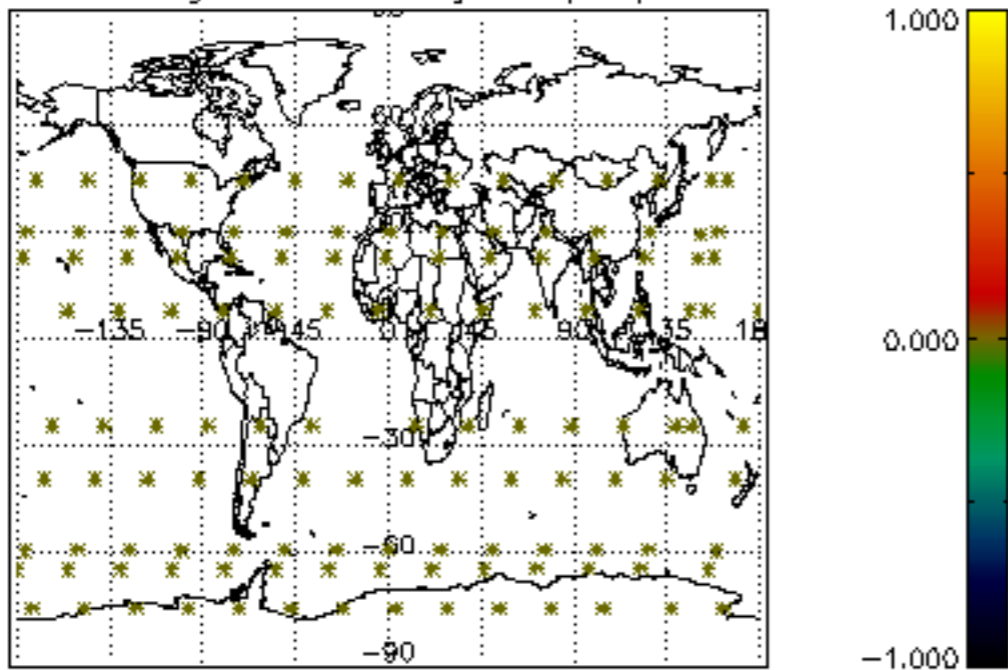
Percentage of star falling outside central band per profile



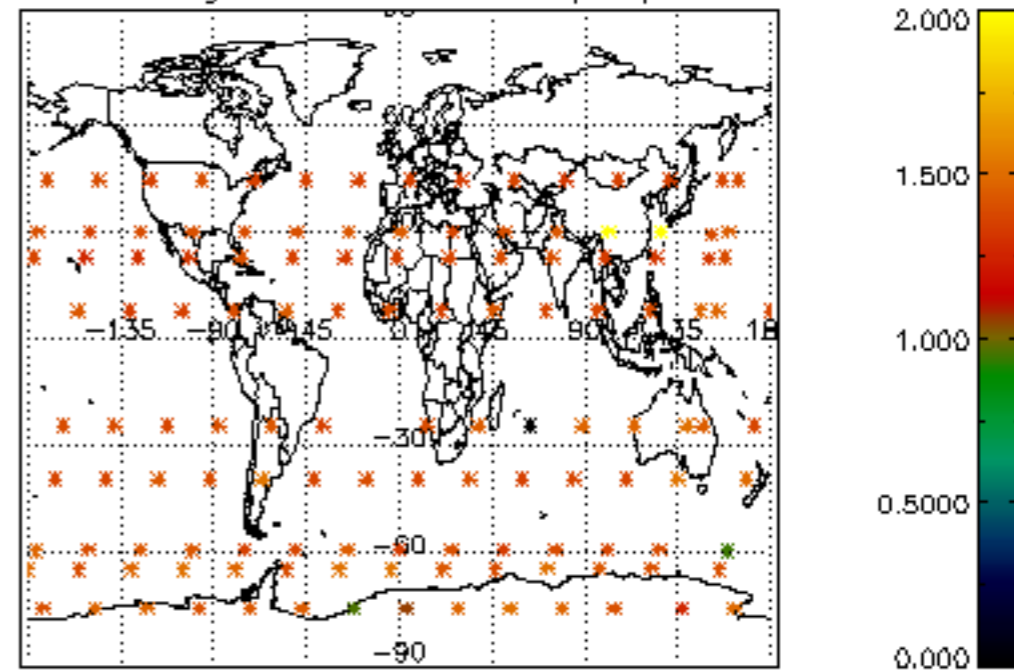
Percentage of saturation errors per profile



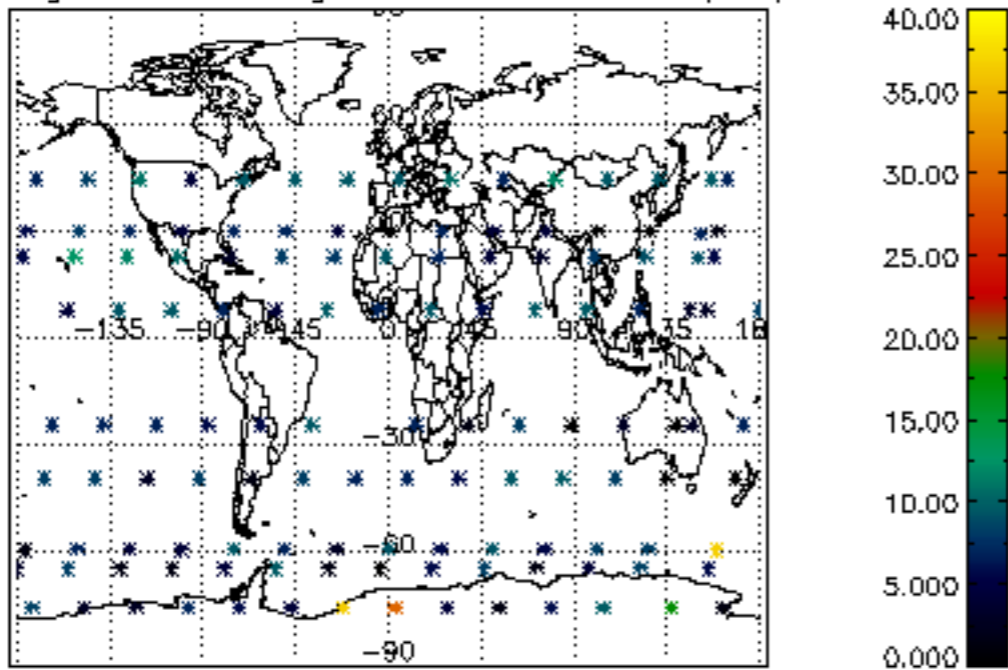
Percentage of cosmic ray hits per profile



Percentage of datation errors per profile



Percentage of star falling outside central band per profile



Percentage of saturation errors per profile

