

# GOMOS Level 2 Daily Report

## SUMMARY

### [1. General Info](#)

### [2. Summary of processed GOM\\_NL\\_2P products](#)

### [3. Level 2 Quality information per product](#)

#### [3.1 Plot of level 2 quality information per product \(time dependant\)](#)

#### [3.2 Plot of level 2 quality information per product \(world map\)](#)

### [4. Level 1 Quality information per product \(stored on level 2 products\)](#)

#### [4.1 Plot of level 1 quality information per product \(time dependant\)](#)

##### [4.1.1 Plot of level 1 quality information per product \(time dependant\): ASCENDING](#)

##### [4.1.2 Plot of level 1 quality information per product \(time dependant\): DESCENDING](#)

#### [4.2 Plot of level 1 quality information per product \(world map\)](#)

##### [4.2.1 Plot of level 1 quality information per product \(world map\): ASCENDING](#)

##### [4.2.2 Plot of level 1 quality information per product \(world map\): DESCENDING](#)

### [5. Ozone profiles based on quality statistics and other trace gas profiles](#)

#### [5.1 Ozone statistics based on quality of products](#)

#### [5.2 Plot ozone profiles for all STD \(dark without errors\)](#)

#### [5.3 Plot ozone profiles where STD < 20% \(dark without errors\)](#)

#### [5.4. Plot ozone profiles where STD < 10% \(dark without errors\)](#)

#### [5.5. Plot ozone profiles where STD < 5% \(dark without errors\)](#)

#### [5.6 Plot NO2 profiles for all STD \(dark without errors\)](#)

#### [5.7 Plot NO3 profiles for all STD \(dark without errors\)](#)

#### [5.8 Plot H2O profiles \(only for occultations of stars 1,2,3,4,13,14,16,26,63 dark without errors\) for all STD](#)

### [6. Auxiliary Data Files used for the production reported in section 2](#)

This report presents the daily analysis on parameters extracted from GOMOS level 2 data (GOM\_NL\_\_2P). It is intended to monitor some important parameters that will impact the quality of these products. A list of level 2 products (and content) that have arrived during the reporting day to the PCF is also given.

Item	Value
Time of report generation	23APR2013 10:45:22
Data source version	GOMOS/6.01
Start time of products	09-11-2007 (09NOV2007 00:00:00)
Stop time of products	10-11-2007 (10NOV2007 00:00:00)
Store outputs in DB	Yes
Nb of level 2 prods	214
Nb of prods with errors	0

## 2. Summary of processed GOM\_NL\_\_2P products.

Nr	Filename	UTC Start time	Limb	Duration	Star Id	Star Name	Star Mag	Star Temp	Nb Meas	Orbit	Prod. error
1	GOM_NL__2PRFIN20071109_000328_000000372063_00145_29758_0058.N1	09-NOV-2007 00:03:28	Bright	36.500	105	6Bet Ari	2.6450	8900.0	73	29758	No
2	GOM_NL__2PRFIN20071109_000740_000000372063_00145_29758_0059.N1	09-NOV-2007 00:07:40	Bright	37.000	173	4Bet Tri	3.0040	8900.0	74	29758	No
3	GOM_NL__2PRFIN20071109_000943_000000382063_00145_29758_0060.N1	09-NOV-2007 00:09:43	Bright	38.000	73	57Gam1And	2.2600	13100.	76	29758	No
4	GOM_NL__2PRFIN20071109_001353_000000382063_00145_29758_0061.N1	09-NOV-2007 00:13:53	Bright	37.500	160	23Gam Per	2.9300	4700.0	75	29758	No
5	GOM_NL__2PRFIN20071109_002248_000000342063_00145_29758_0062.N1	09-NOV-2007 00:22:48	Bright	34.000	49	1Alp UMi	1.9900	6300.0	68	29758	No
6	GOM_NL__2PRFIN20071109_003045_000000402063_00145_29758_0063.N1	09-NOV-2007 00:30:45	Bright	40.000	36	50Alp UMa	1.8000	6300.0	80	29758	No
7	GOM_NL__2PRFIN20071109_003223_000000582063_00145_29758_0064.N1	09-NOV-2007 00:32:23	Bright	58.000	82	48Bet UMa	2.3650	10600.	116	29758	No
8	GOM_NL__2PRFIN20071109_003614_000000392063_00145_29758_0065.N1	09-NOV-2007 00:36:14	Bright	38.500	174	52Psi UMa	3.0040	4400.0	77	29758	No
9	GOM_NL__2PRFIN20071109_004409_000000552063_00145_29758_0066.N1	09-NOV-2007 00:44:09	Bright	54.500	96	68Del Leo	2.5600	9300.0	109	29758	No
10	GOM_NL__2PRFIN20071109_010419_000000382063_00145_29758_0067.N1	09-NOV-2007 01:04:19	Dark	37.500	113	Mu Vel	2.6920	5000.0	75	29758	No
11	GOM_NL__2PRFIN20071109_011121_000000462063_00146_29759_0068.N1	09-NOV-2007 01:11:21	Dark	45.500	34	Gam2Vel	1.7930	23000.	91	29759	No
12	GOM_NL__2PRFIN20071109_011627_000000542063_00146_29759_0069.N1	09-NOV-2007 01:16:27	Dark	53.500	2	Alp Car	-0.73600	7000.0	107	29759	No
13	GOM_NL__2PRFIN20071109_012556_000000382063_00146_29759_0070.N1	09-NOV-2007 01:25:56	Straylight	38.000	157	The1Eri	2.9060	9300.0	76	29759	No
14	GOM_NL__2PRFIN20071109_013927_000000602063_00146_29759_0071.N1	09-NOV-2007 01:39:27	Twilight_and_stray	59.500	94	92Alp Cet	2.5260	3100.0	119	29759	No
15	GOM_NL__2PRFIN20071109_014404_000000372063_00146_29759_0072.N1	09-NOV-2007 01:44:04	Bright	36.500	105	6Bet Ari	2.6450	8900.0	73	29759	No
16	GOM_NL__2PRFIN20071109_014815_000000372063_00146_29759_0073.N1	09-NOV-2007 01:48:15	Bright	37.000	173	4Bet Tri	3.0040	8900.0	74	29759	No
17	GOM_NL__2PRFIN20071109_015019_000000392063_00146_29759_0074.N1	09-NOV-2007 01:50:19	Bright	39.000	73	57Gam1And	2.2600	13100.	78	29759	No
18	GOM_NL__2PRFIN20071109_015428_000000402063_00146_29759_0075.N1	09-NOV-2007 01:54:28	Bright	40.000	160	23Gam Per	2.9300	4700.0	80	29759	No
19	GOM_NL__2PRFIN20071109_020324_000000322063_00146_29759_0076.N1	09-NOV-2007 02:03:24	Bright	32.000	49	1Alp UMi	1.9900	6300.0	64	29759	No
20	GOM_NL__2PRFIN20071109_021120_000000412063_00146_29759_0077.N1	09-NOV-2007 02:11:20	Bright	40.500	36	50Alp UMa	1.8000	6300.0	81	29759	No
21	GOM_NL__2PRFIN20071109_021258_000000402063_00146_29759_0078.N1	09-NOV-2007 02:12:58	Bright	40.000	82	48Bet UMa	2.3650	10600.	80	29759	No
22	GOM_NL__2PRFIN20071109_021650_000000412063_00146_29759_0079.N1	09-NOV-2007 02:16:50	Bright	41.000	174	52Psi UMa	3.0040	4400.0	82	29759	No
23	GOM_NL__2PRFIN20071109_022445_000000412063_00146_29759_0080.N1	09-NOV-2007 02:24:45	Bright	40.500	96	68Del Leo	2.5600	9300.0	81	29759	No
24	GOM_NL__2PRFIN20071109_024456_000000392063_00146_29759_0081.N1	09-NOV-2007 02:44:56	Dark	38.500	113	Mu Vel	2.6920	5000.0	77	29759	No
25	GOM_NL__2PRFIN20071109_025158_000000462063_00147_29760_0078.N1	09-NOV-2007 02:51:58	Dark	45.500	34	Gam2Vel	1.7930	23000.	91	29760	No
26	GOM_NL__2PRFIN20071109_025703_000000542063_00147_29760_0079.N1	09-NOV-2007 02:57:03	Dark	53.500	2	Alp Car	-0.73600	7000.0	107	29760	No
27	GOM_NL__2PRFIN20071109_030632_000000382063_00147_29760_0080.N1	09-NOV-2007 03:06:32	Straylight	38.000	157	The1Eri	2.9060	9300.0	76	29760	No
28	GOM_NL__2PRFIN20071109_032003_000000522063_00147_29760_0081.N1	09-NOV-2007 03:20:03	Twilight_and_stray	52.000	94	92Alp Cet	2.5260	3100.0	104	29760	No
29	GOM_NL__2PRFIN20071109_032440_000000372063_00147_29760_0082.N1	09-NOV-2007 03:24:40	Bright	37.000	105	6Bet Ari	2.6450	8900.0	74	29760	No
30	GOM_NL__2PRFIN20071109_032851_000000362063_00147_29760_0083.N1	09-NOV-2007 03:28:51	Bright	36.000	173	4Bet Tri	3.0040	8900.0	72	29760	No
31	GOM_NL__2PRFIN20071109_033055_000000392063_00147_29760_0084.N1	09-NOV-2007 03:30:55	Bright	38.500	73	57Gam1And	2.2600	13100.	77	29760	No
32	GOM_NL__2PRFIN20071109_033504_000000402063_00147_29760_0085.N1	09-NOV-2007 03:35:04	Bright	39.500	160	23Gam Per	2.9300	4700.0	79	29760	No
33	GOM_NL__2PRFIN20071109_034400_000000362063_00147_29760_0086.N1	09-NOV-2007 03:44:00	Bright	35.500	49	1Alp UMi	1.9900	6300.0	71	29760	No
34	GOM_NL__2PRFIN20071109_035156_000000412063_00147_29760_0087.N1	09-NOV-2007 03:51:56	Bright	40.500	36	50Alp UMa	1.8000	6300.0	81	29760	No
35	GOM_NL__2PRFIN20071109_035334_000000392063_00147_29760_0088.N1	09-NOV-2007 03:53:34	Bright	39.000	82	48Bet UMa	2.3650	10600.	78	29760	No
36	GOM_NL__2PRFIN20071109_035726_000000412063_00147_29760_0089.N1	09-NOV-2007 03:57:26	Bright	41.000	174	52Psi UMa	3.0040	4400.0	82	29760	No
37	GOM_NL__2PRFIN20071109_040521_000000442063_00147_29760_0090.N1	09-NOV-2007 04:05:21	Bright	43.500	96	68Del Leo	2.5600	9300.0	87	29760	No
38	GOM_NL__2PRFIN20071109_042532_000000412063_00147_29760_0091.N1	09-NOV-2007 04:25:32	Dark	40.500	113	Mu Vel	2.6920	5000.0	81	29760	No
39	GOM_NL__2PRFIN20071109_043235_000000472063_00148_29761_0082.N1	09-NOV-2007 04:32:35	Dark	47.000	34	Gam2Vel	1.7930	23000.	94	29761	No
40	GOM_NL__2PRFIN20071109_043740_000000492063_00148_29761_0083.N1	09-NOV-2007 04:37:40	Dark	49.000	2	Alp Car	-0.73600	7000.0	98	29761	No
41	GOM_NL__2PRFIN20071109_044708_000000392063_00148_29761_0084.N1	09-NOV-2007 04:47:08	Straylight	38.500	157	The1Eri	2.9060	9300.0	77	29761	No
42	GOM_NL__2PRFIN20071109_050039_000000512063_00148_29761_0085.N1	09-NOV-2007 05:00:39	Twilight_and_stray	51.000	94	92Alp Cet	2.5260	3100.0	102	29761	No

43	GOM_NL__2PRFIN20071109_050516_000000382063_00148_29761_0086.N1	09-NOV-2007 05:05:16	Bright	37.500	105	6Bet Ari	2.6450	8900.0	75	29761	No
44	GOM_NL__2PRFIN20071109_050927_000000352063_00148_29761_0087.N1	09-NOV-2007 05:09:27	Bright	35.000	173	4Bet Tri	3.0040	8900.0	70	29761	No
45	GOM_NL__2PRFIN20071109_051130_000000382063_00148_29761_0088.N1	09-NOV-2007 05:11:30	Bright	37.500	73	57Gam1And	2.2600	13100.	75	29761	No
46	GOM_NL__2PRFIN20071109_051539_000000412063_00148_29761_0089.N1	09-NOV-2007 05:15:39	Bright	40.500	160	23Gam Per	2.9300	4700.0	81	29761	No
47	GOM_NL__2PRFIN20071109_052436_000000362063_00148_29761_0090.N1	09-NOV-2007 05:24:36	Bright	35.500	49	1Alp UMi	1.9900	6300.0	71	29761	No
48	GOM_NL__2PRFIN20071109_053232_000000372063_00148_29761_0091.N1	09-NOV-2007 05:32:32	Bright	36.500	36	50Alp UMa	1.8000	6300.0	73	29761	No
49	GOM_NL__2PRFIN20071109_053410_000000402063_00148_29761_0092.N1	09-NOV-2007 05:34:10	Bright	40.000	82	48Bet UMa	2.3650	10600.	80	29761	No
50	GOM_NL__2PRFIN20071109_053801_000000422063_00148_29761_0093.N1	09-NOV-2007 05:38:01	Bright	42.000	174	52Psi UMa	3.0040	4400.0	84	29761	No
51	GOM_NL__2PRFIN20071109_054558_000000442063_00148_29761_0094.N1	09-NOV-2007 05:45:58	Bright	44.000	96	68Del Leo	2.5600	9300.0	88	29761	No
52	GOM_NL__2PRFIN20071109_060609_000000412063_00148_29761_0095.N1	09-NOV-2007 06:06:09	Dark	40.500	113	Mu Vel	2.6920	5000.0	81	29761	No
53	GOM_NL__2PRFIN20071109_061312_000000472063_00149_29762_0103.N1	09-NOV-2007 06:13:12	Dark	46.500	34	Gam2Vel	1.7930	23000.	93	29762	No
54	GOM_NL__2PRFIN20071109_061817_000000602063_00149_29762_0104.N1	09-NOV-2007 06:18:17	Dark	59.500	2	Alp Car	-0.73600	7000.0	119	29762	No
55	GOM_NL__2PRFIN20071109_062744_000000392063_00149_29762_0105.N1	09-NOV-2007 06:27:44	Straylight	38.500	157	The1Eri	2.9060	9300.0	77	29762	No
56	GOM_NL__2PRFIN20071109_064115_000000602063_00149_29762_0106.N1	09-NOV-2007 06:41:15	Tw_i_and_stray	59.500	94	92Alp Cet	2.5260	3100.0	119	29762	No
57	GOM_NL__2PRFIN20071109_064552_000000362063_00149_29762_0107.N1	09-NOV-2007 06:45:52	Bright	36.000	105	6Bet Ari	2.6450	8900.0	72	29762	No
58	GOM_NL__2PRFIN20071109_065003_000000362063_00149_29762_0108.N1	09-NOV-2007 06:50:03	Bright	36.000	173	4Bet Tri	3.0040	8900.0	72	29762	No
59	GOM_NL__2PRFIN20071109_065206_000000362063_00149_29762_0109.N1	09-NOV-2007 06:52:06	Bright	36.000	73	57Gam1And	2.2600	13100.	72	29762	No
60	GOM_NL__2PRFIN20071109_065615_000000402063_00149_29762_0110.N1	09-NOV-2007 06:56:15	Bright	40.000	160	23Gam Per	2.9300	4700.0	80	29762	No
61	GOM_NL__2PRFIN20071109_070512_000000362063_00149_29762_0111.N1	09-NOV-2007 07:05:12	Bright	36.000	49	1Alp UMi	1.9900	6300.0	72	29762	No
62	GOM_NL__2PRFIN20071109_071308_000000412063_00149_29762_0112.N1	09-NOV-2007 07:13:08	Bright	40.500	36	50Alp UMa	1.8000	6300.0	81	29762	No
63	GOM_NL__2PRFIN20071109_071446_000000412063_00149_29762_0113.N1	09-NOV-2007 07:14:46	Bright	40.500	82	48Bet UMa	2.3650	10600.	81	29762	No
64	GOM_NL__2PRFIN20071109_071837_000000412063_00149_29762_0114.N1	09-NOV-2007 07:18:37	Bright	41.000	174	52Psi UMa	3.0040	4400.0	82	29762	No
65	GOM_NL__2PRFIN20071109_072634_000000552063_00149_29762_0115.N1	09-NOV-2007 07:26:34	Bright	55.000	96	68Del Leo	2.5600	9300.0	110	29762	No
66	GOM_NL__2PRFIN20071109_074645_000000442063_00149_29762_0116.N1	09-NOV-2007 07:46:45	Dark	43.500	113	Mu Vel	2.6920	5000.0	87	29762	No
67	GOM_NL__2PRFIN20071109_075349_000000462063_00150_29763_0130.N1	09-NOV-2007 07:53:49	Dark	46.000	34	Gam2Vel	1.7930	23000.	92	29763	No
68	GOM_NL__2PRFIN20071109_075854_000000562063_00150_29763_0131.N1	09-NOV-2007 07:58:54	Dark	56.000	2	Alp Car	-0.73600	7000.0	112	29763	No
69	GOM_NL__2PRFIN20071109_080821_000000372063_00150_29763_0132.N1	09-NOV-2007 08:08:21	Straylight	37.000	157	The1Eri	2.9060	9300.0	74	29763	No
70	GOM_NL__2PRFIN20071109_082151_000000512063_00150_29763_0133.N1	09-NOV-2007 08:21:51	Tw_i_and_stray	51.000	94	92Alp Cet	2.5260	3100.0	102	29763	No
71	GOM_NL__2PRFIN20071109_082628_000000372063_00150_29763_0134.N1	09-NOV-2007 08:26:28	Bright	36.500	105	6Bet Ari	2.6450	8900.0	73	29763	No
72	GOM_NL__2PRFIN20071109_083038_000000372063_00150_29763_0135.N1	09-NOV-2007 08:30:38	Bright	37.000	173	4Bet Tri	3.0040	8900.0	74	29763	No
73	GOM_NL__2PRFIN20071109_083242_000000372063_00150_29763_0136.N1	09-NOV-2007 08:32:42	Bright	37.000	73	57Gam1And	2.2600	13100.	74	29763	No
74	GOM_NL__2PRFIN20071109_083650_000000392063_00150_29763_0137.N1	09-NOV-2007 08:36:50	Bright	39.000	160	23Gam Per	2.9300	4700.0	78	29763	No
75	GOM_NL__2PRFIN20071109_084548_000000372063_00150_29763_0138.N1	09-NOV-2007 08:45:48	Bright	36.500	49	1Alp UMi	1.9900	6300.0	73	29763	No
76	GOM_NL__2PRFIN20071109_085344_000000412063_00150_29763_0139.N1	09-NOV-2007 08:53:44	Bright	40.500	36	50Alp UMa	1.8000	6300.0	81	29763	No
77	GOM_NL__2PRFIN20071109_085521_000000402063_00150_29763_0140.N1	09-NOV-2007 08:55:21	Bright	39.500	82	48Bet UMa	2.3650	10600.	79	29763	No
78	GOM_NL__2PRFIN20071109_085913_000000402063_00150_29763_0141.N1	09-NOV-2007 08:59:13	Bright	39.500	174	52Psi UMa	3.0040	4400.0	79	29763	No
79	GOM_NL__2PRFIN20071109_090710_000000442063_00150_29763_0142.N1	09-NOV-2007 09:07:10	Bright	43.500	96	68Del Leo	2.5600	9300.0	87	29763	No
80	GOM_NL__2PRFIN20071109_092722_000000402063_00150_29763_0143.N1	09-NOV-2007 09:27:22	Dark	39.500	113	Mu Vel	2.6920	5000.0	79	29763	No
81	GOM_NL__2PRFIN20071109_093426_000000472063_00151_29764_0143.N1	09-NOV-2007 09:34:26	Dark	46.500	34	Gam2Vel	1.7930	23000.	93	29764	No
82	GOM_NL__2PRFIN20071109_093930_000000542063_00151_29764_0144.N1	09-NOV-2007 09:39:30	Dark	54.000	2	Alp Car	-0.73600	7000.0	108	29764	No
83	GOM_NL__2PRFIN20071109_094857_000000392063_00151_29764_0145.N1	09-NOV-2007 09:48:57	Straylight	38.500	157	The1Eri	2.9060	9300.0	77	29764	No
84	GOM_NL__2PRFIN20071109_100226_000000542063_00151_29764_0146.N1	09-NOV-2007 10:02:26	Tw_i_and_stray	53.500	94	92Alp Cet	2.5260	3100.0	107	29764	No
85	GOM_NL__2PRFIN20071109_100704_000000372063_00151_29764_0147.N1	09-NOV-2007 10:07:04	Bright	36.500	105	6Bet Ari	2.6450	8900.0	73	29764	No
86	GOM_NL__2PRFIN20071109_101114_000000372063_00151_29764_0148.N1	09-NOV-2007 10:11:14	Bright	37.000	173	4Bet Tri	3.0040	8900.0	74	29764	No
87	GOM_NL__2PRFIN20071109_101318_000000382063_00151_29764_0149.N1	09-NOV-2007 10:13:18	Bright	38.000	73	57Gam1And	2.2600	13100.	76	29764	No
88	GOM_NL__2PRFIN20071109_101726_000000412063_00151_29764_0150.N1	09-NOV-2007 10:17:26	Bright	40.500	160	23Gam Per	2.9300	4700.0	81	29764	No
89	GOM_NL__2PRFIN20071109_102624_000000362063_00151_29764_0151.N1	09-NOV-2007 10:26:24	Bright	36.000	49	1Alp UMi	1.9900	6300.0	72	29764	No
90	GOM_NL__2PRFIN20071109_103419_000000412063_00151_29764_0152.N1	09-NOV-2007 10:34:19	Bright	40.500	36	50Alp UMa	1.8000	6300.0	81	29764	No
91	GOM_NL__2PRFIN20071109_103557_000000412063_00151_29764_0153.N1	09-NOV-2007 10:35:57	Bright	41.000	82	48Bet UMa	2.3650	10600.	82	29764	No
92	GOM_NL__2PRFIN20071109_103949_000000422063_00151_29764_0154.N1	09-NOV-2007 10:39:49	Bright	41.500	174	52Psi UMa	3.0040	4400.0	83	29764	No
93	GOM_NL__2PRFIN20071109_104746_000000622063_00151_29764_0155.N1	09-NOV-2007 10:47:46	Bright	62.000	96	68Del Leo	2.5600	9300.0	124	29764	No
94	GOM_NL__2PRFIN20071109_110758_000000392063_00151_29764_0156.N1	09-NOV-2007 11:07:58	Dark	38.500	113	Mu Vel	2.6920	5000.0	77	29764	No
95	GOM_NL__2PRFIN20071109_111503_000000492063_00152_29765_0171.N1	09-NOV-2007 11:15:03	Dark	49.000	34	Gam2Vel	1.7930	23000.	98	29765	No
96	GOM_NL__2PRFIN20071109_112007_000000622063_00152_29765_0172.N1	09-NOV-2007 11:20:07	Dark	62.000	2	Alp Car	-0.73600	7000.0	124	29765	No
97	GOM_NL__2PRFIN20071109_112933_000000372063_00152_29765_0173.N1	09-NOV-2007 11:29:33	Straylight	37.000	157	The1Eri	2.9060	9300.0	74	29765	No
98	GOM_NL__2PRFIN20071109_114302_000000472063_00152_29765_0174.N1	09-NOV-2007 11:43:02	Tw_i_and_stray	47.000	94	92Alp Cet	2.5260	3100.0	94	29765	No
99	GOM_NL__2PRFIN20071109_114739_000000372063_00152_29765_0175.N1	09-NOV-2007 11:47:39	Bright	37.000	105	6Bet Ari	2.6450	8900.0	74	29765	No
100	GOM_NL__2PRFIN20071109_115150_000000362063_00152_29765_0176.N1	09-NOV-2007 11:51:50	Bright	36.000	173	4Bet Tri	3.0040	8900.0	72	29765	No
101	GOM_NL__2PRFIN20071109_115353_000000382063_00152_29765_0177.N1	09-NOV-2007 11:53:53	Bright	38.000	73	57Gam1And	2.2600	13100.	76	29765	No

102	GOM_NL__2PRFIN20071109_115801_000000402063_00152_29765_0178.N1	09-NOV-2007 11:58:01	Bright	40.000	160	23Gam Per	2.9300	4700.0	80	29765	No
103	GOM_NL__2PRFIN20071109_120659_000000372063_00152_29765_0179.N1	09-NOV-2007 12:06:59	Bright	37.000	49	1Alp UMi	1.9900	6300.0	74	29765	No
104	GOM_NL__2PRFIN20071109_121455_000000362063_00152_29765_0180.N1	09-NOV-2007 12:14:55	Bright	36.000	36	50Alp UMa	1.8000	6300.0	72	29765	No
105	GOM_NL__2PRFIN20071109_121633_000000392063_00152_29765_0181.N1	09-NOV-2007 12:16:33	Bright	38.500	82	48Bet UMa	2.3650	10600.	77	29765	No
106	GOM_NL__2PRFIN20071109_122025_000000412063_00152_29765_0182.N1	09-NOV-2007 12:20:25	Bright	41.000	174	52Psi UMa	3.0040	4400.0	82	29765	No
107	GOM_NL__2PRFIN20071109_122822_000000422063_00152_29765_0183.N1	09-NOV-2007 12:28:22	Bright	41.500	96	68Del Leo	2.5600	9300.0	83	29765	No
108	GOM_NL__2PRFIN20071109_124834_000000402063_00152_29765_0184.N1	09-NOV-2007 12:48:34	Dark	39.500	113	Mu Vel	2.6920	5000.0	79	29765	No
109	GOM_NL__2PRFIN20071109_125540_000000462063_00153_29766_0175.N1	09-NOV-2007 12:55:40	Dark	46.000	34	Gam2Vel	1.7930	23000.	92	29766	No
110	GOM_NL__2PRFIN20071109_130043_000000462063_00153_29766_0176.N1	09-NOV-2007 13:00:43	Dark	46.000	2	Alp Car	-0.73600	7000.0	92	29766	No
111	GOM_NL__2PRFIN20071109_131009_000000402063_00153_29766_0177.N1	09-NOV-2007 13:10:09	Straylight	39.500	157	The1Eri	2.9060	9300.0	79	29766	No
112	GOM_NL__2PRFIN20071109_132338_000000582063_00153_29766_0178.N1	09-NOV-2007 13:23:38	Tw_i_and_stray	58.000	94	92Alp Cet	2.5260	3100.0	116	29766	No
113	GOM_NL__2PRFIN20071109_132815_000000372063_00153_29766_0179.N1	09-NOV-2007 13:28:15	Bright	36.500	105	6Bet Ari	2.6450	8900.0	73	29766	No
114	GOM_NL__2PRFIN20071109_133226_000000362063_00153_29766_0180.N1	09-NOV-2007 13:32:26	Bright	36.000	173	4Bet Tri	3.0040	8900.0	72	29766	No
115	GOM_NL__2PRFIN20071109_133429_000000362063_00153_29766_0181.N1	09-NOV-2007 13:34:29	Bright	35.500	73	57Gam1And	2.2600	13100.	71	29766	No
116	GOM_NL__2PRFIN20071109_133837_000000402063_00153_29766_0182.N1	09-NOV-2007 13:38:37	Bright	40.000	160	23Gam Per	2.9300	4700.0	80	29766	No
117	GOM_NL__2PRFIN20071109_134735_000000362063_00153_29766_0183.N1	09-NOV-2007 13:47:35	Bright	36.000	49	1Alp UMi	1.9900	6300.0	72	29766	No
118	GOM_NL__2PRFIN20071109_135531_000000572063_00153_29766_0184.N1	09-NOV-2007 13:55:31	Bright	57.000	36	50Alp UMa	1.8000	6300.0	114	29766	No
119	GOM_NL__2PRFIN20071109_135709_000000392063_00153_29766_0185.N1	09-NOV-2007 13:57:09	Bright	39.000	82	48Bet UMa	2.3650	10600.	78	29766	No
120	GOM_NL__2PRFIN20071109_140101_000000422063_00153_29766_0186.N1	09-NOV-2007 14:01:01	Bright	41.500	174	52Psi UMa	3.0040	4400.0	83	29766	No
121	GOM_NL__2PRFIN20071109_140230_000000352063_00153_29766_0187.N1	09-NOV-2007 14:02:30	Bright	35.000	152	12Alp2CVn	2.8900	11000.	70	29766	No
122	GOM_NL__2PRFIN20071109_140859_000000432063_00153_29766_0188.N1	09-NOV-2007 14:08:59	Bright	43.000	96	68Del Leo	2.5600	9300.0	86	29766	No
123	GOM_NL__2PRFIN20071109_142911_000000412063_00153_29766_0189.N1	09-NOV-2007 14:29:11	Dark	41.000	113	Mu Vel	2.6920	5000.0	82	29766	No
124	GOM_NL__2PRFIN20071109_143616_000000462063_00154_29767_0209.N1	09-NOV-2007 14:36:16	Dark	46.000	34	Gam2Vel	1.7930	23000.	92	29767	No
125	GOM_NL__2PRFIN20071109_144120_000000532063_00154_29767_0210.N1	09-NOV-2007 14:41:20	Dark	52.500	2	Alp Car	-0.73600	7000.0	105	29767	No
126	GOM_NL__2PRFIN20071109_145045_000000392063_00154_29767_0211.N1	09-NOV-2007 14:50:45	Straylight	38.500	157	The1Eri	2.9060	9300.0	77	29767	No
127	GOM_NL__2PRFIN20071109_150414_000000512063_00154_29767_0212.N1	09-NOV-2007 15:04:14	Tw_i_and_stray	51.000	94	92Alp Cet	2.5260	3100.0	102	29767	No
128	GOM_NL__2PRFIN20071109_150851_000000382063_00154_29767_0213.N1	09-NOV-2007 15:08:51	Bright	37.500	105	6Bet Ari	2.6450	8900.0	75	29767	No
129	GOM_NL__2PRFIN20071109_151301_000000372063_00154_29767_0214.N1	09-NOV-2007 15:13:01	Bright	36.500	173	4Bet Tri	3.0040	8900.0	73	29767	No
130	GOM_NL__2PRFIN20071109_151505_000000372063_00154_29767_0215.N1	09-NOV-2007 15:15:05	Bright	37.000	73	57Gam1And	2.2600	13100.	74	29767	No
131	GOM_NL__2PRFIN20071109_151913_000000392063_00154_29767_0216.N1	09-NOV-2007 15:19:13	Bright	38.500	160	23Gam Per	2.9300	4700.0	77	29767	No
132	GOM_NL__2PRFIN20071109_152811_000000362063_00154_29767_0217.N1	09-NOV-2007 15:28:11	Bright	35.500	49	1Alp UMi	1.9900	6300.0	71	29767	No
133	GOM_NL__2PRFIN20071109_153607_000000412063_00154_29767_0218.N1	09-NOV-2007 15:36:07	Bright	40.500	36	50Alp UMa	1.8000	6300.0	81	29767	No
134	GOM_NL__2PRFIN20071109_153744_000000412063_00154_29767_0219.N1	09-NOV-2007 15:37:44	Bright	41.000	82	48Bet UMa	2.3650	10600.	82	29767	No
135	GOM_NL__2PRFIN20071109_154137_000000602063_00154_29767_0220.N1	09-NOV-2007 15:41:37	Bright	60.000	174	52Psi UMa	3.0040	4400.0	120	29767	No
136	GOM_NL__2PRFIN20071109_154306_000000332063_00154_29767_0221.N1	09-NOV-2007 15:43:06	Bright	32.500	152	12Alp2CVn	2.8900	11000.	65	29767	No
137	GOM_NL__2PRFIN20071109_154935_000000412063_00154_29767_0222.N1	09-NOV-2007 15:49:35	Bright	41.000	96	68Del Leo	2.5600	9300.0	82	29767	No
138	GOM_NL__2PRFIN20071109_160947_000000392063_00154_29767_0223.N1	09-NOV-2007 16:09:47	Dark	39.000	113	Mu Vel	2.6920	5000.0	78	29767	No
139	GOM_NL__2PRFIN20071109_161653_000000462063_00155_29768_0218.N1	09-NOV-2007 16:16:53	Dark	45.500	34	Gam2Vel	1.7930	23000.	91	29768	No
140	GOM_NL__2PRFIN20071109_162157_000000562063_00155_29768_0219.N1	09-NOV-2007 16:21:57	Dark	56.000	2	Alp Car	-0.73600	7000.0	112	29768	No
141	GOM_NL__2PRFIN20071109_163122_000000402063_00155_29768_0220.N1	09-NOV-2007 16:31:22	Straylight	40.000	157	The1Eri	2.9060	9300.0	80	29768	No
142	GOM_NL__2PRFIN20071109_164449_000000522063_00155_29768_0221.N1	09-NOV-2007 16:44:49	Tw_i_and_stray	51.500	94	92Alp Cet	2.5260	3100.0	103	29768	No
143	GOM_NL__2PRFIN20071109_164927_000000382063_00155_29768_0222.N1	09-NOV-2007 16:49:27	Bright	37.500	105	6Bet Ari	2.6450	8900.0	75	29768	No
144	GOM_NL__2PRFIN20071109_165337_000000362063_00155_29768_0223.N1	09-NOV-2007 16:53:37	Bright	36.000	173	4Bet Tri	3.0040	8900.0	72	29768	No
145	GOM_NL__2PRFIN20071109_165541_000000382063_00155_29768_0224.N1	09-NOV-2007 16:55:41	Bright	37.500	73	57Gam1And	2.2600	13100.	75	29768	No
146	GOM_NL__2PRFIN20071109_165920_000000282063_00155_29768_0225.N1	09-NOV-2007 16:59:20	Tw_i_and_stray	28.000	35	33Alp Per	1.7950	6250.0	56	29768	No
147	GOM_NL__2PRFIN20071109_170035_000000372063_00155_29768_0226.N1	09-NOV-2007 17:00:35	Bright	36.500	110	37Del Cas	2.6780	8900.0	73	29768	No
148	GOM_NL__2PRFIN20071109_170847_000000372063_00155_29768_0227.N1	09-NOV-2007 17:08:47	Bright	36.500	49	1Alp UMi	1.9900	6300.0	73	29768	No
149	GOM_NL__2PRFIN20071109_171642_000000372063_00155_29768_0228.N1	09-NOV-2007 17:16:42	Bright	37.000	36	50Alp UMa	1.8000	6300.0	74	29768	No
150	GOM_NL__2PRFIN20071109_171820_000000382063_00155_29768_0229.N1	09-NOV-2007 17:18:20	Bright	38.000	82	48Bet UMa	2.3650	10600.	76	29768	No
151	GOM_NL__2PRFIN20071109_172213_000000392063_00155_29768_0230.N1	09-NOV-2007 17:22:13	Bright	39.000	174	52Psi UMa	3.0040	4400.0	78	29768	No
152	GOM_NL__2PRFIN20071109_173011_000000422063_00155_29768_0231.N1	09-NOV-2007 17:30:11	Bright	42.000	96	68Del Leo	2.5600	9300.0	84	29768	No
153	GOM_NL__2PRFIN20071109_175024_000000402063_00155_29768_0232.N1	09-NOV-2007 17:50:24	Dark	40.000	113	Mu Vel	2.6920	5000.0	80	29768	No
154	GOM_NL__2PRFIN20071109_175730_000000462063_00156_29769_0241.N1	09-NOV-2007 17:57:30	Dark	46.000	34	Gam2Vel	1.7930	23000.	92	29769	No
155	GOM_NL__2PRFIN20071109_180233_000000602063_00156_29769_0242.N1	09-NOV-2007 18:02:33	Dark	59.500	2	Alp Car	-0.73600	7000.0	119	29769	No
156	GOM_NL__2PRFIN20071109_181158_000000392063_00156_29769_0243.N1	09-NOV-2007 18:11:58	Straylight	39.000	157	The1Eri	2.9060	9300.0	78	29769	No
157	GOM_NL__2PRFIN20071109_182525_000000552063_00156_29769_0244.N1	09-NOV-2007 18:25:25	Tw_i_and_stray	55.000	94	92Alp Cet	2.5260	3100.0	110	29769	No
158	GOM_NL__2PRFIN20071109_183003_000000362063_00156_29769_0245.N1	09-NOV-2007 18:30:03	Bright	36.000	105	6Bet Ari	2.6450	8900.0	72	29769	No
159	GOM_NL__2PRFIN20071109_183413_000000372063_00156_29769_0246.N1	09-NOV-2007 18:34:13	Bright	36.500	173	4Bet Tri	3.0040	8900.0	73	29769	No
160	GOM_NL__2PRFIN20071109_183617_000000362063_00156_29769_0247.N1	09-NOV-2007 18:36:17	Bright	35.500	73	57Gam1And	2.2600	13100.	71	29769	No

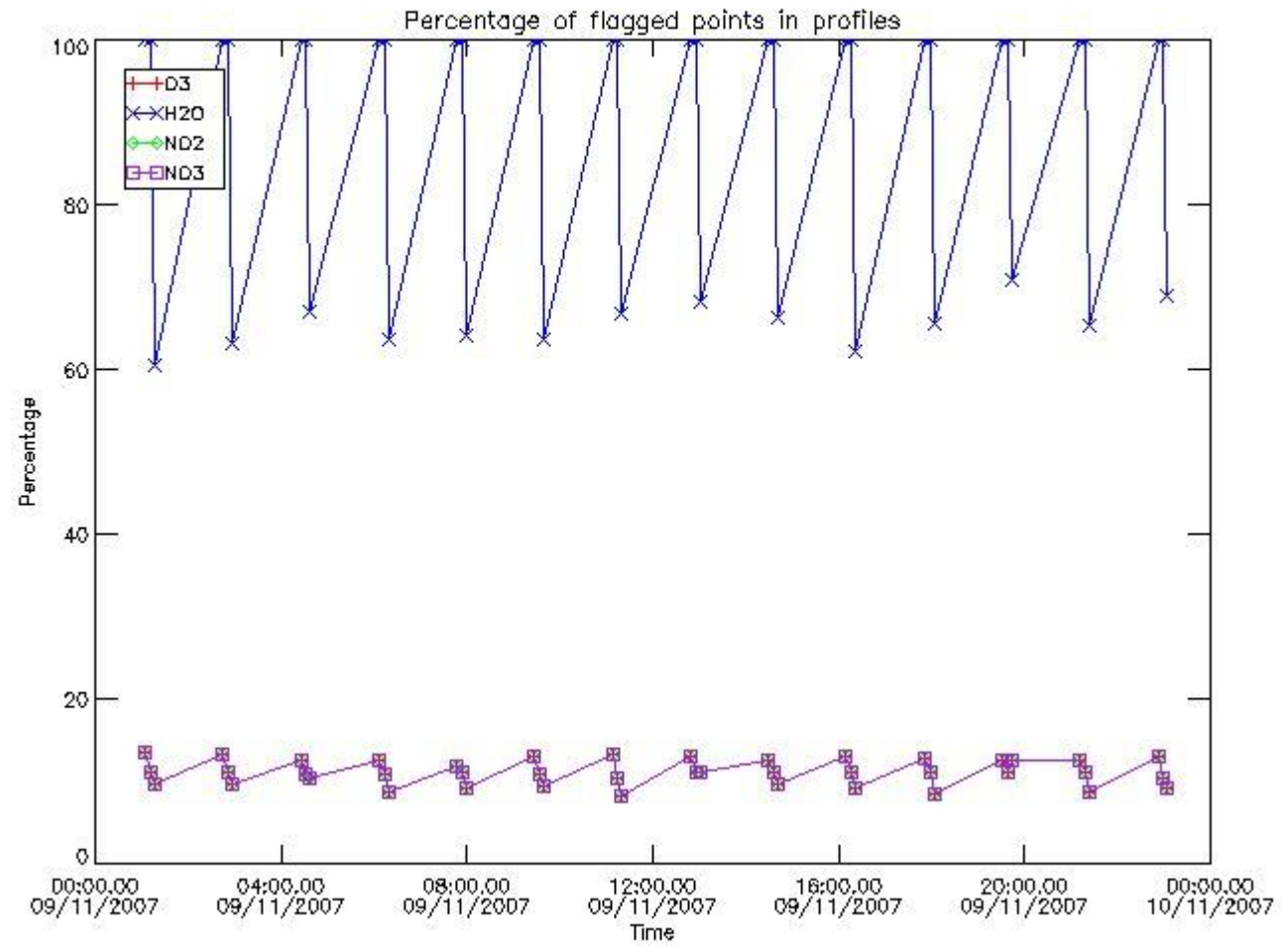
161	GOM_NL__2PRFIN20071109_183955_000000282063_00156_29769_0248.N1	09-NOV-2007 18:39:55	Twilight	28.000	35	33Alp Per	1.7950	6250.0	56	29769	No
162	GOM_NL__2PRFIN20071109_184111_000000342063_00156_29769_0249.N1	09-NOV-2007 18:41:11	Bright	34.000	110	37Del Cas	2.6780	8900.0	68	29769	No
163	GOM_NL__2PRFIN20071109_184923_000000372063_00156_29769_0250.N1	09-NOV-2007 18:49:23	Bright	37.000	49	1Alp UMi	1.9900	6300.0	74	29769	No
164	GOM_NL__2PRFIN20071109_185718_000000402063_00156_29769_0251.N1	09-NOV-2007 18:57:18	Bright	39.500	36	50Alp UMa	1.8000	6300.0	79	29769	No
165	GOM_NL__2PRFIN20071109_185856_000000382063_00156_29769_0252.N1	09-NOV-2007 18:58:56	Bright	37.500	82	48Bet UMa	2.3650	10600.	75	29769	No
166	GOM_NL__2PRFIN20071109_190249_000000492063_00156_29769_0253.N1	09-NOV-2007 19:02:49	Bright	48.500	174	52Psi UMa	3.0040	4400.0	97	29769	No
167	GOM_NL__2PRFIN20071109_190419_000000332063_00156_29769_0254.N1	09-NOV-2007 19:04:19	Bright	33.000	152	12Alp2CVn	2.8900	11000.	66	29769	No
168	GOM_NL__2PRFIN20071109_191048_000000422063_00156_29769_0255.N1	09-NOV-2007 19:10:48	Bright	41.500	96	68Del Leo	2.5600	9300.0	83	29769	No
169	GOM_NL__2PRFIN20071109_193100_000000412063_00156_29769_0256.N1	09-NOV-2007 19:31:00	Dark	41.000	113	Mu Vel	2.6920	5000.0	82	29769	No
170	GOM_NL__2PRFIN20071109_193807_000000462063_00157_29770_0252.N1	09-NOV-2007 19:38:07	Dark	46.000	34	Gam2Vel	1.7930	23000.	92	29770	No
171	GOM_NL__2PRFIN20071109_194310_000000452063_00157_29770_0253.N1	09-NOV-2007 19:43:10	Dark	44.500	2	Alp Car	-0.73600	7000.0	89	29770	No
172	GOM_NL__2PRFIN20071109_195234_000000382063_00157_29770_0254.N1	09-NOV-2007 19:52:34	Straylight	37.500	157	The1Eri	2.9060	9300.0	75	29770	No
173	GOM_NL__2PRFIN20071109_200601_000000502063_00157_29770_0255.N1	09-NOV-2007 20:06:01	Twilight	50.000	94	92Alp Cet	2.5260	3100.0	100	29770	No
174	GOM_NL__2PRFIN20071109_201039_000000382063_00157_29770_0256.N1	09-NOV-2007 20:10:39	Bright	37.500	105	6Bet Ari	2.6450	8900.0	75	29770	No
175	GOM_NL__2PRFIN20071109_201449_000000372063_00157_29770_0257.N1	09-NOV-2007 20:14:49	Bright	37.000	173	4Bet Tri	3.0040	8900.0	74	29770	No
176	GOM_NL__2PRFIN20071109_201653_000000372063_00157_29770_0258.N1	09-NOV-2007 20:16:53	Bright	37.000	73	57Gam1And	2.2600	13100.	74	29770	No
177	GOM_NL__2PRFIN20071109_202030_000000342063_00157_29770_0259.N1	09-NOV-2007 20:20:30	Bright	34.000	35	33Alp Per	1.7950	6250.0	68	29770	No
178	GOM_NL__2PRFIN20071109_202147_000000352063_00157_29770_0260.N1	09-NOV-2007 20:21:47	Bright	34.500	110	37Del Cas	2.6780	8900.0	69	29770	No
179	GOM_NL__2PRFIN20071109_202959_000000362063_00157_29770_0261.N1	09-NOV-2007 20:29:59	Bright	36.000	49	1Alp UMi	1.9900	6300.0	72	29770	No
180	GOM_NL__2PRFIN20071109_203754_000000382063_00157_29770_0262.N1	09-NOV-2007 20:37:54	Bright	38.000	36	50Alp UMa	1.8000	6300.0	76	29770	No
181	GOM_NL__2PRFIN20071109_203932_000000422063_00157_29770_0263.N1	09-NOV-2007 20:39:32	Bright	41.500	82	48Bet UMa	2.3650	10600.	83	29770	No
182	GOM_NL__2PRFIN20071109_204324_000000412063_00157_29770_0264.N1	09-NOV-2007 20:43:24	Bright	41.000	174	52Psi UMa	3.0040	4400.0	82	29770	No
183	GOM_NL__2PRFIN20071109_204454_000000382063_00157_29770_0265.N1	09-NOV-2007 20:44:54	Bright	37.500	152	12Alp2CVn	2.8900	11000.	75	29770	No
184	GOM_NL__2PRFIN20071109_205124_000000422063_00157_29770_0266.N1	09-NOV-2007 20:51:24	Bright	41.500	96	68Del Leo	2.5600	9300.0	83	29770	No
185	GOM_NL__2PRFIN20071109_205235_000000462063_00157_29770_0267.N1	09-NOV-2007 20:52:35	Bright	45.500	62	94Bet Leo	2.1360	9700.0	91	29770	No
186	GOM_NL__2PRFIN20071109_211137_000000412063_00157_29770_0268.N1	09-NOV-2007 21:11:37	Dark	40.500	113	Mu Vel	2.6920	5000.0	81	29770	No
187	GOM_NL__2PRFIN20071109_211844_000000462063_00158_29771_0263.N1	09-NOV-2007 21:18:44	Dark	45.500	34	Gam2Vel	1.7930	23000.	91	29771	No
188	GOM_NL__2PRFIN20071109_212347_000000602063_00158_29771_0264.N1	09-NOV-2007 21:23:47	Dark	59.500	2	Alp Car	-0.73600	7000.0	119	29771	No
189	GOM_NL__2PRFIN20071109_213310_000000392063_00158_29771_0265.N1	09-NOV-2007 21:33:10	Straylight	39.000	157	The1Eri	2.9060	9300.0	78	29771	No
190	GOM_NL__2PRFIN20071109_214637_000000502063_00158_29771_0266.N1	09-NOV-2007 21:46:37	Twilight	49.500	94	92Alp Cet	2.5260	3100.0	99	29771	No
191	GOM_NL__2PRFIN20071109_215115_000000362063_00158_29771_0267.N1	09-NOV-2007 21:51:15	Bright	36.000	105	6Bet Ari	2.6450	8900.0	72	29771	No
192	GOM_NL__2PRFIN20071109_215525_000000372063_00158_29771_0268.N1	09-NOV-2007 21:55:25	Bright	36.500	173	4Bet Tri	3.0040	8900.0	73	29771	No
193	GOM_NL__2PRFIN20071109_215728_000000392063_00158_29771_0269.N1	09-NOV-2007 21:57:28	Bright	38.500	73	57Gam1And	2.2600	13100.	77	29771	No
194	GOM_NL__2PRFIN20071109_220106_000000342063_00158_29771_0270.N1	09-NOV-2007 22:01:06	Bright	34.000	35	33Alp Per	1.7950	6250.0	68	29771	No
195	GOM_NL__2PRFIN20071109_220222_000000432063_00158_29771_0271.N1	09-NOV-2007 22:02:22	Bright	42.500	110	37Del Cas	2.6780	8900.0	85	29771	No
196	GOM_NL__2PRFIN20071109_221035_000000372063_00158_29771_0272.N1	09-NOV-2007 22:10:35	Bright	36.500	49	1Alp UMi	1.9900	6300.0	73	29771	No
197	GOM_NL__2PRFIN20071109_221830_000000382063_00158_29771_0273.N1	09-NOV-2007 22:18:30	Bright	38.000	36	50Alp UMa	1.8000	6300.0	76	29771	No
198	GOM_NL__2PRFIN20071109_222008_000000422063_00158_29771_0274.N1	09-NOV-2007 22:20:08	Bright	41.500	82	48Bet UMa	2.3650	10600.	83	29771	No
199	GOM_NL__2PRFIN20071109_222400_000000412063_00158_29771_0275.N1	09-NOV-2007 22:24:00	Bright	40.500	174	52Psi UMa	3.0040	4400.0	81	29771	No
200	GOM_NL__2PRFIN20071109_222531_000000342063_00158_29771_0276.N1	09-NOV-2007 22:25:31	Bright	34.000	152	12Alp2CVn	2.8900	11000.	68	29771	No
201	GOM_NL__2PRFIN20071109_223200_000000422063_00158_29771_0277.N1	09-NOV-2007 22:32:00	Bright	42.000	96	68Del Leo	2.5600	9300.0	84	29771	No
202	GOM_NL__2PRFIN20071109_223312_000000372063_00158_29771_0278.N1	09-NOV-2007 22:33:12	Bright	37.000	62	94Bet Leo	2.1360	9700.0	74	29771	No
203	GOM_NL__2PRFIN20071109_225213_000000402063_00158_29771_0279.N1	09-NOV-2007 22:52:13	Dark	39.500	113	Mu Vel	2.6920	5000.0	79	29771	No
204	GOM_NL__2PRFIN20071109_225921_000000492063_00159_29772_0296.N1	09-NOV-2007 22:59:21	Dark	49.000	34	Gam2Vel	1.7930	23000.	98	29772	No
205	GOM_NL__2PRFIN20071109_230423_000000622063_00159_29772_0297.N1	09-NOV-2007 23:04:23	Dark	61.500	2	Alp Car	-0.73600	7000.0	123	29772	No
206	GOM_NL__2PRFIN20071109_231346_000000402063_00159_29772_0298.N1	09-NOV-2007 23:13:46	Straylight	39.500	157	The1Eri	2.9060	9300.0	79	29772	No
207	GOM_NL__2PRFIN20071109_232712_000000522063_00159_29772_0299.N1	09-NOV-2007 23:27:12	Twilight	51.500	94	92Alp Cet	2.5260	3100.0	103	29772	No
208	GOM_NL__2PRFIN20071109_233151_000000382063_00159_29772_0300.N1	09-NOV-2007 23:31:51	Bright	37.500	105	6Bet Ari	2.6450	8900.0	75	29772	No
209	GOM_NL__2PRFIN20071109_233600_000000362063_00159_29772_0301.N1	09-NOV-2007 23:36:00	Bright	36.000	173	4Bet Tri	3.0040	8900.0	72	29772	No
210	GOM_NL__2PRFIN20071109_233804_000000382063_00159_29772_0302.N1	09-NOV-2007 23:38:04	Bright	37.500	73	57Gam1And	2.2600	13100.	75	29772	No
211	GOM_NL__2PRFIN20071109_234141_000000402063_00159_29772_0303.N1	09-NOV-2007 23:41:41	Bright	39.500	35	33Alp Per	1.7950	6250.0	79	29772	No
212	GOM_NL__2PRFIN20071109_234258_000000342063_00159_29772_0304.N1	09-NOV-2007 23:42:58	Bright	34.000	110	37Del Cas	2.6780	8900.0	68	29772	No
213	GOM_NL__2PRFIN20071109_235111_000000372063_00159_29772_0305.N1	09-NOV-2007 23:51:11	Bright	36.500	49	1Alp UMi	1.9900	6300.0	73	29772	No
214	GOM_NL__2PRFIN20071109_235905_000000412063_00159_29772_0306.N1	09-NOV-2007 23:59:05	Bright	41.000	36	50Alp UMa	1.8000	6300.0	82	29772	No

### 3. Quality information per product

In this section it is plotted some information contained in the Quality Summary data set of

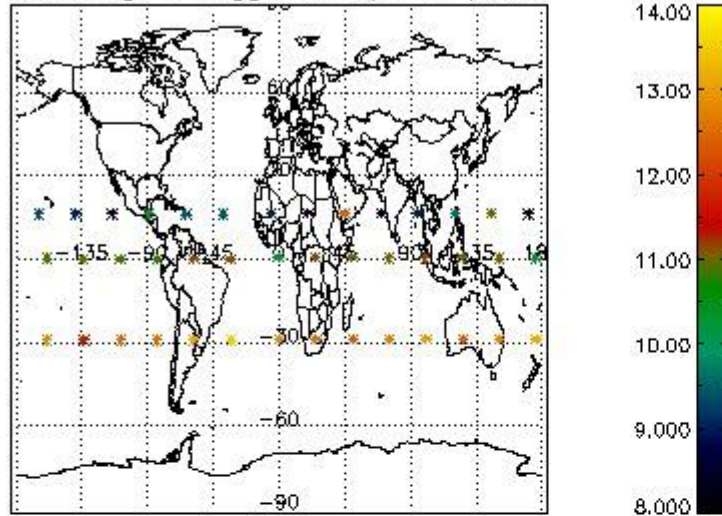
the level 2 products. Only products in dark limb conditions and without errors (error flag in the MPH set to "0") are used.

### 3.1 Plot quality information per product (time dependant)

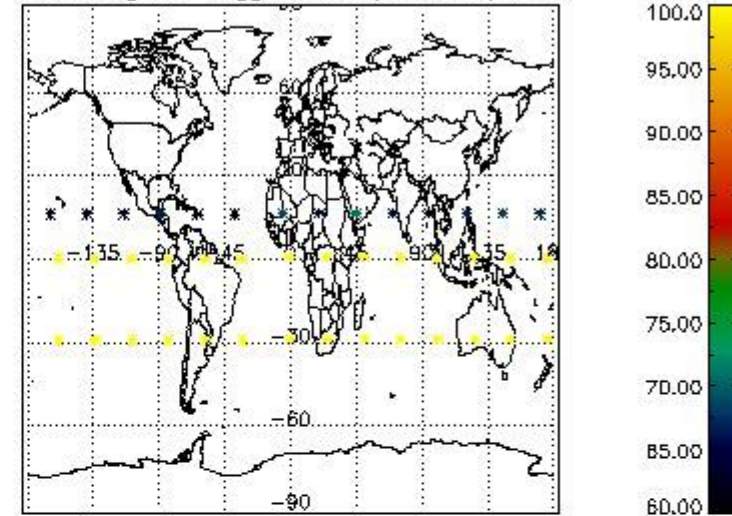


### 3.2 Plot quality information per product (world map)

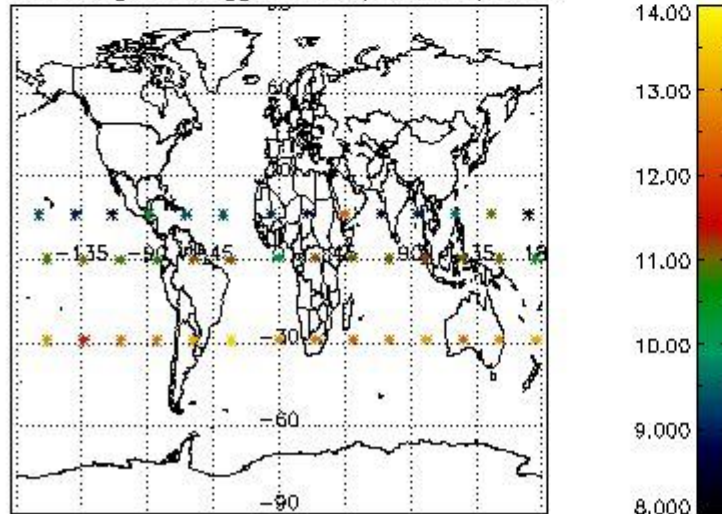
Percentage of flagged data per O3 profile



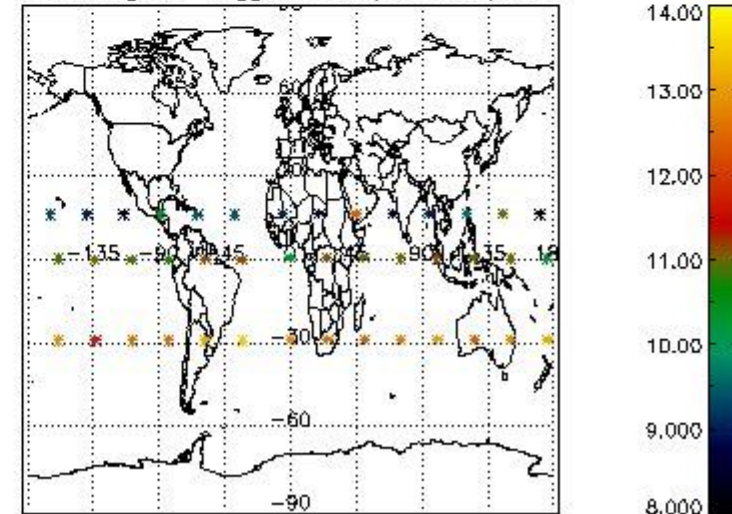
Percentage of flagged data per H2O profile



Percentage of flagged data per NO2 profile



Percentage of flagged data per NO3 profile

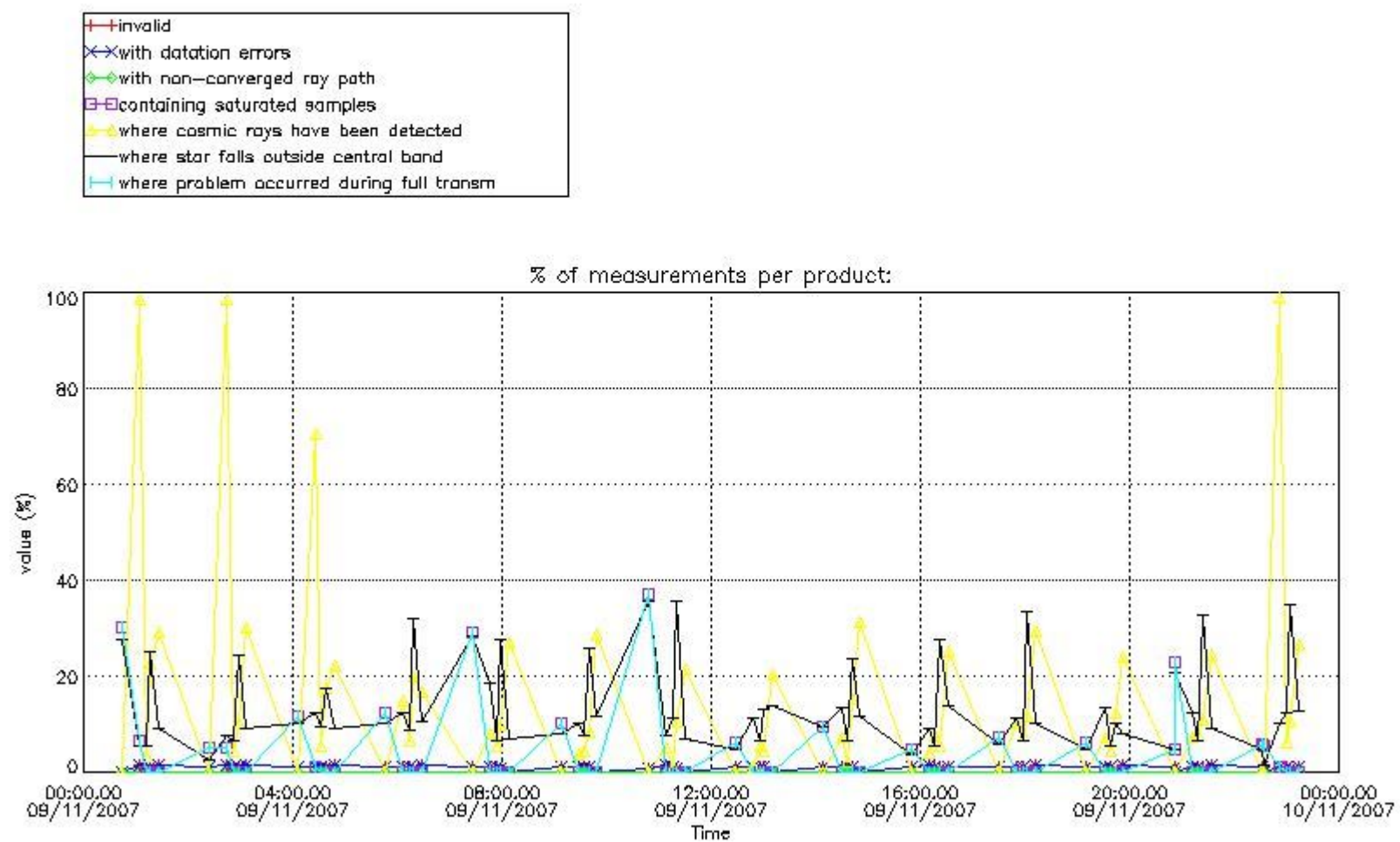


#### 4. Level 1 quality information per product

In this section it is plotted some information contained in the Quality Summary data set of the level 2 products that comes from the level 1b processing. Products without errors (error flag in the MPH set to "0") are used.

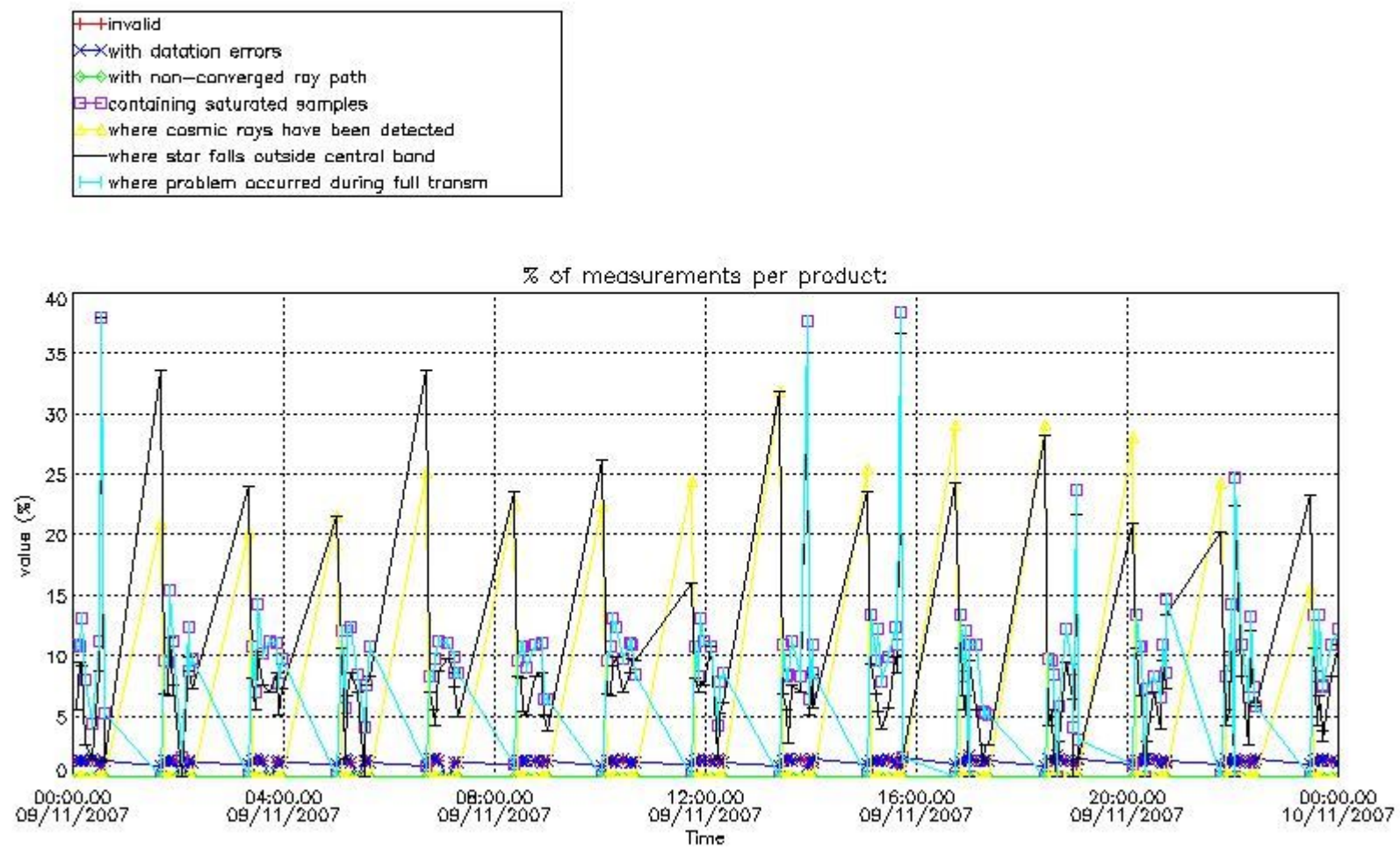
##### 4.1 Plot quality information per product (time dependant) coming from level 1b processing

###### 4.1.1 Plot level 1 quality information per product (time dependant): ENVISAT ASCENDING passes



4.1.2 Plot level 1 quality information per product (time dependant): ENVI SAT DESCENDING passes

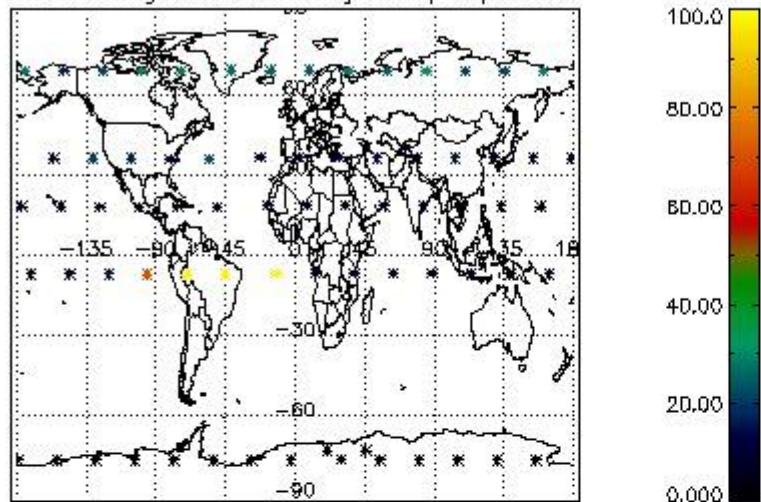




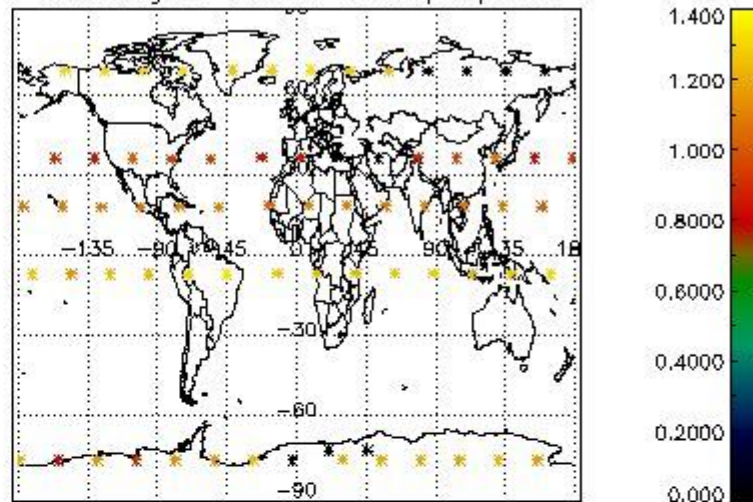
4.2 Plot quality information per product coming from level 1b processing (world map)

4.2.1 Plot level 1 quality information per product (world map): ENVISAT ASCENDING passes

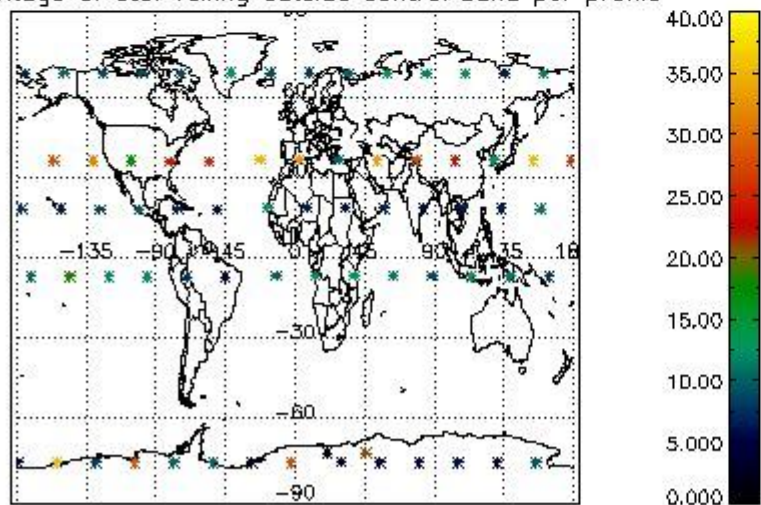
Percentage of cosmic ray hits per profile



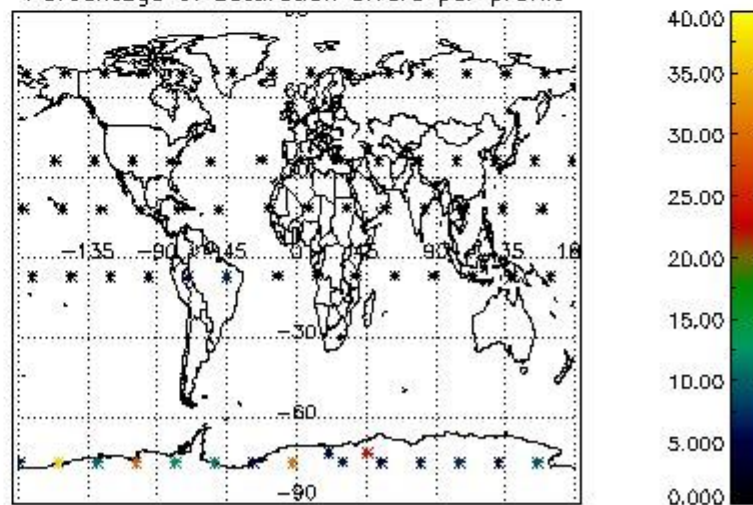
Percentage of datation errors per profile



Percentage of star falling outside central band per profile

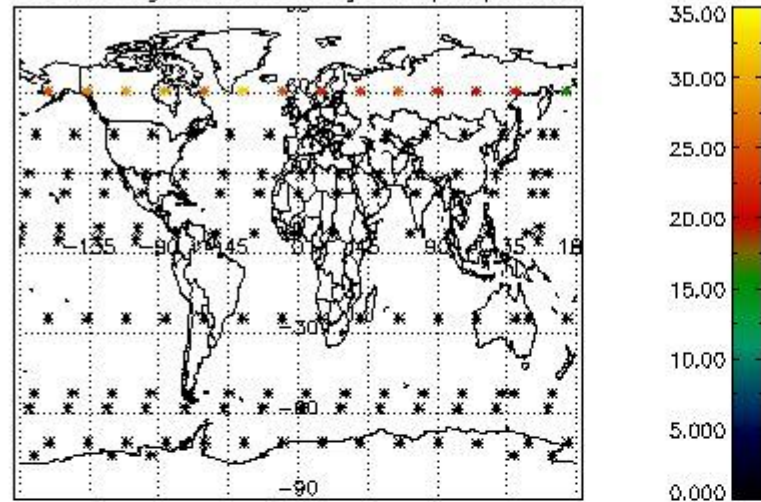


Percentage of saturation errors per profile

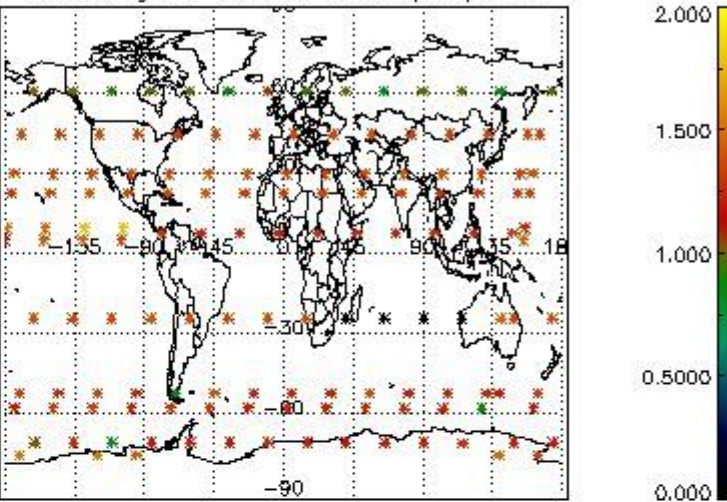


4.2.2 Plot level 1 quality information per product (world map): ENVISAT DESCENDING passes

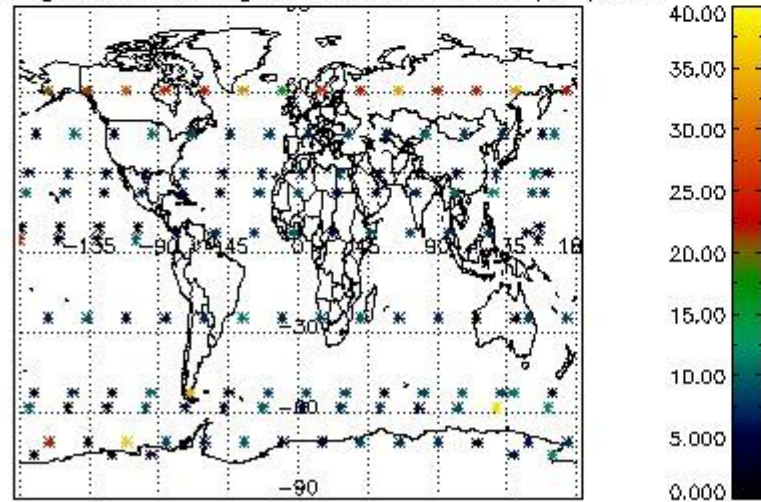
Percentage of cosmic ray hits per profile



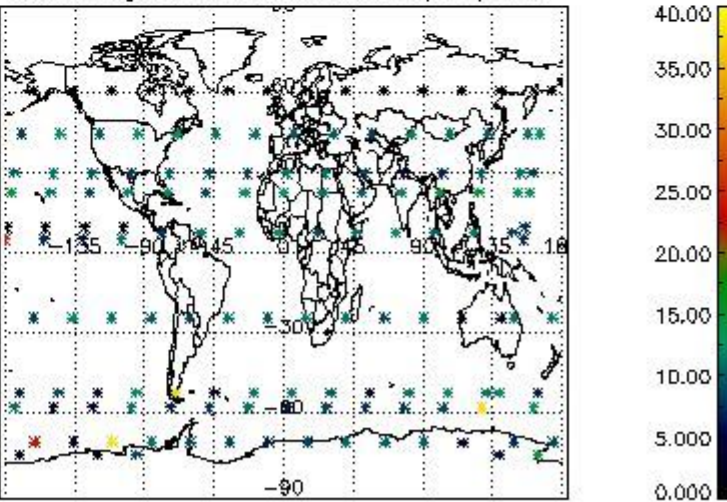
Percentage of datation errors per profile



Percentage of star falling outside central band per profile



Percentage of saturation errors per profile



## 5. Trace gas profiles

### 5.1 Ozone statistics based on quality of products

The final quality of the products can be "measured" using the STD (Standard Deviation) attached to every point profile. This information is written to the parameter GOM\_NL\_\_2P/NL\_LOCAL\_SPECIES\_DENSITY/o3\_std of the level 2 products. The table below shows the statistics for given STD ranges.

The statistics are given with respect to the overall valid production:

- Products without fatal errors: GOM\_NL\_\_2P/MPH/PRODUCT\_ERR=0
- Valid point profile: GOM\_NL\_\_2P/NL\_LOCAL\_SPECIES\_DENSITY/pcd(0)=0

The 'Criteria' is applied to valid points of dark limb products:

- Products in dark limb illumination condition: GOM\_NL\_\_2P/NL\_SUMMARY\_QUALITY/obs\_ill\_cond=0
- Products without fatal errors: GOM\_NL\_\_2P/MPH/PRODUCT\_ERR=0
- Valid point profile: GOM\_NL\_\_2P/NL\_LOCAL\_SPECIES\_DENSITY/pcd(0)=0

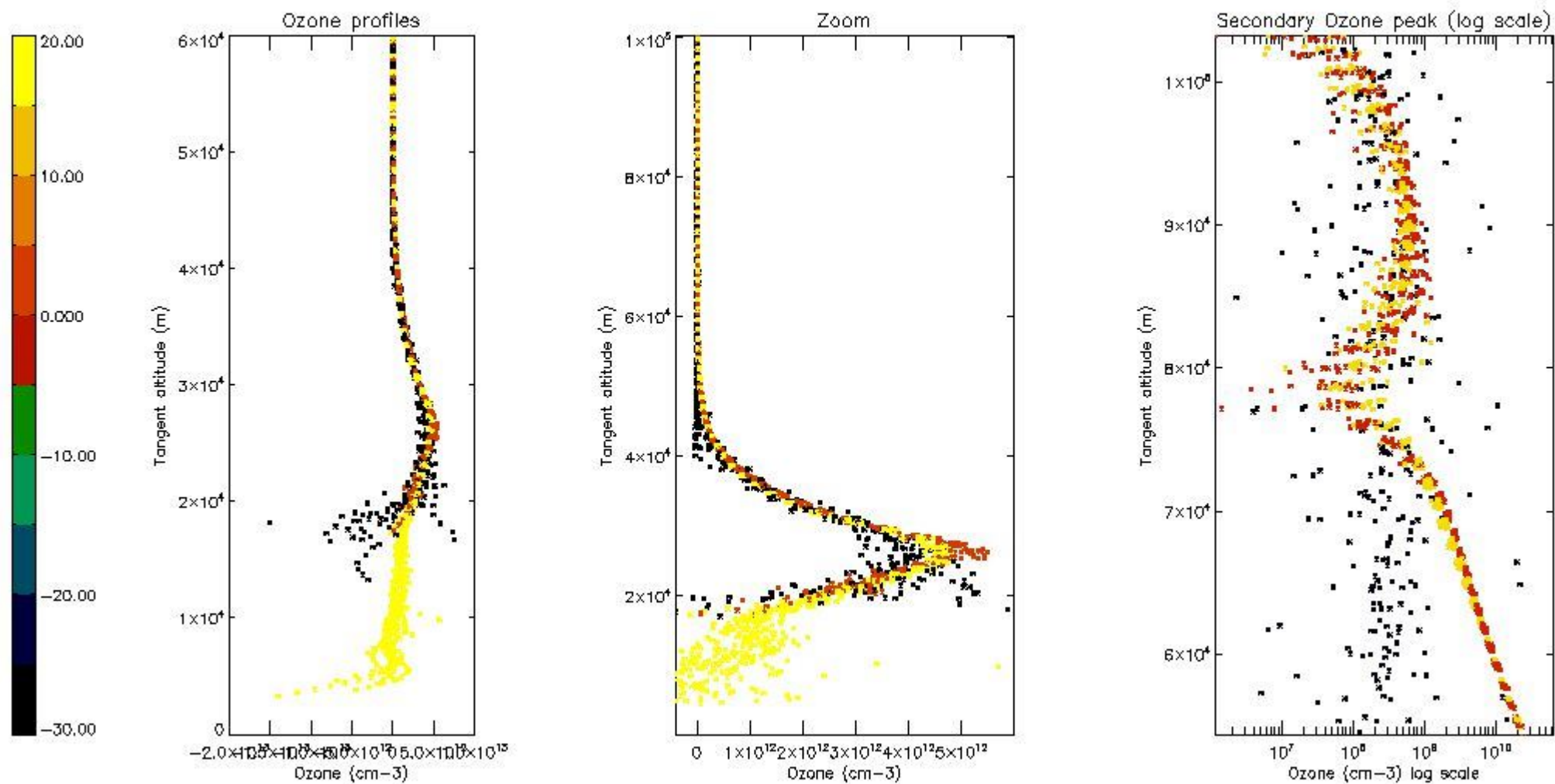
So, the table below shows the percentage of dark limb and valid observations for each criteria with respect to the overall valid daily observations.

Criteria	% of total production
All STD	23
STD < 20	14

STD < 10	12
STD < 5	10

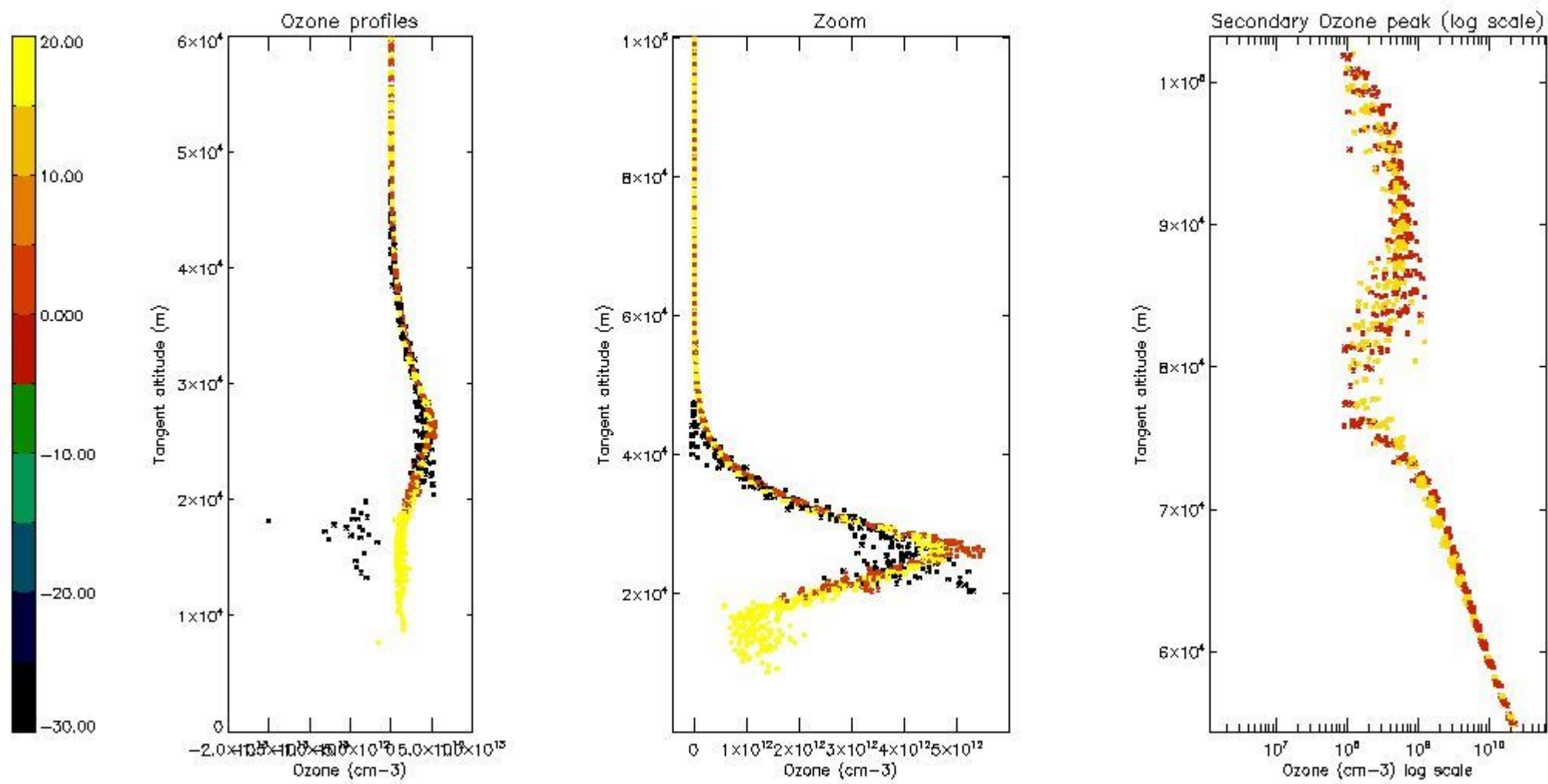
5.2 Plot ozone profiles for all STD (dark without errors)

The colorbar represents the latitude.



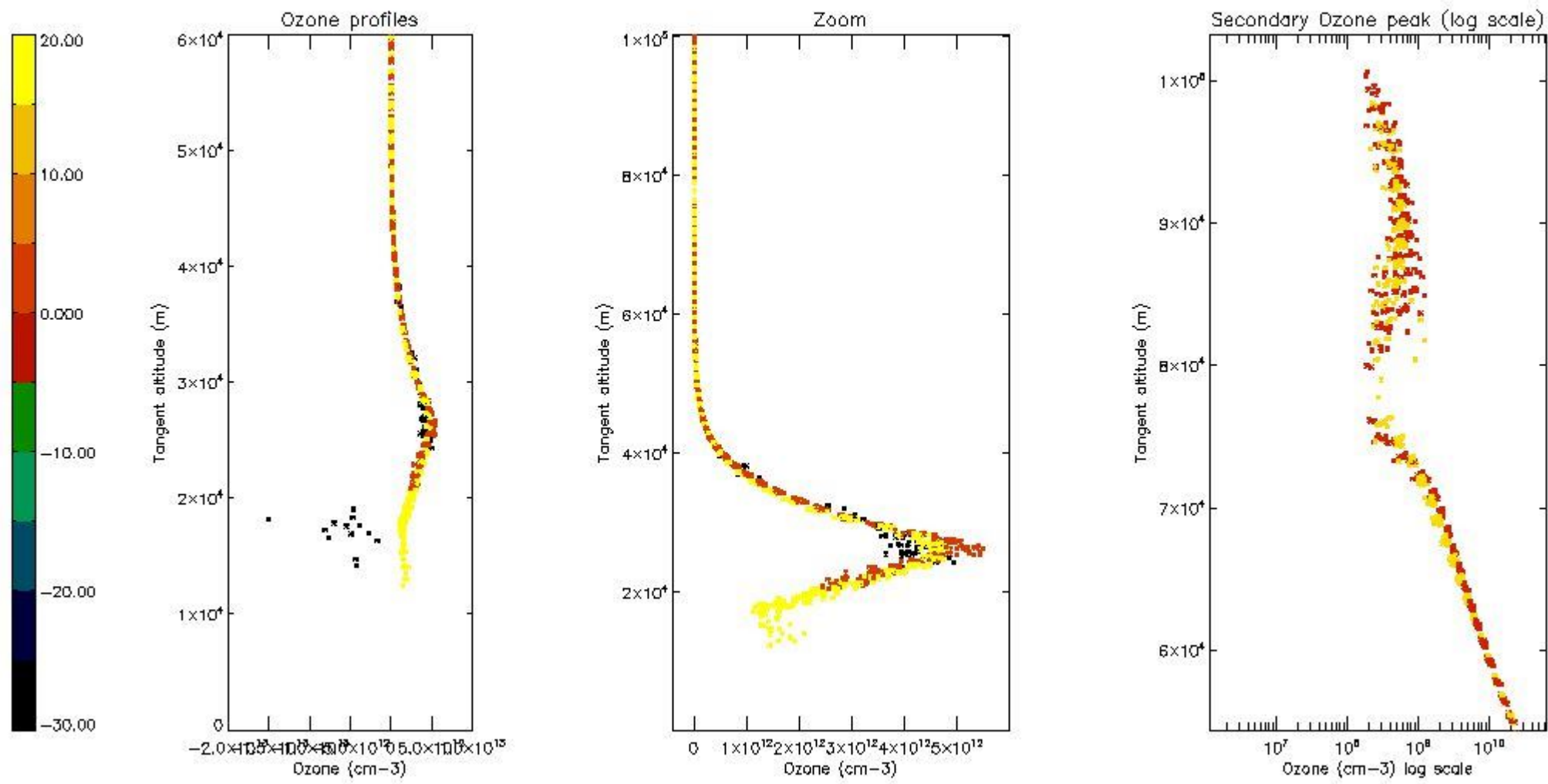
5.3 Plot ozone profiles where STD < 20% (dark without errors)

The colorbar represents the latitude.



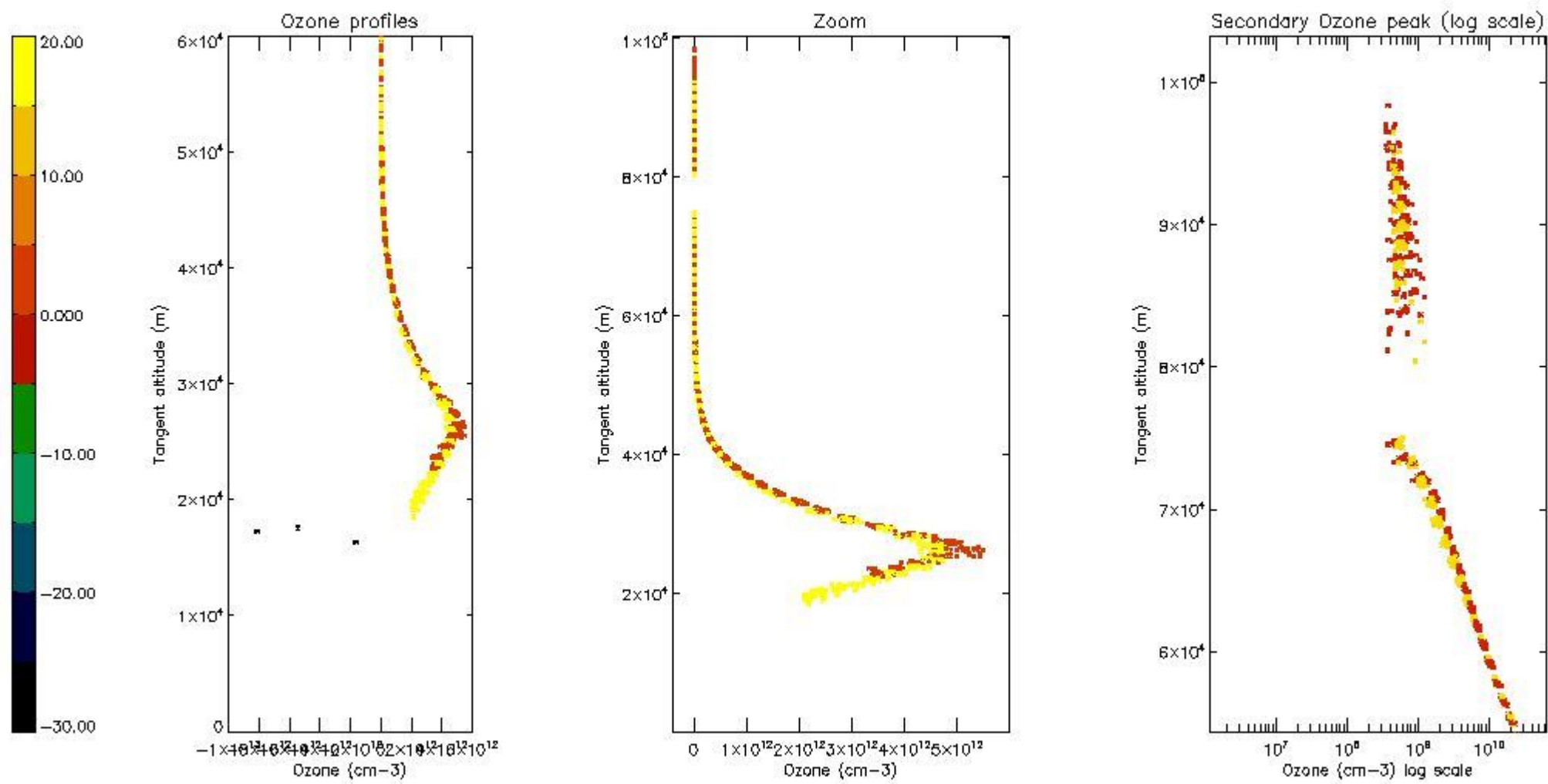
*5.4 Plot ozone profiles where STD < 10% (dark without errors)*

The colorbar represents the latitude.



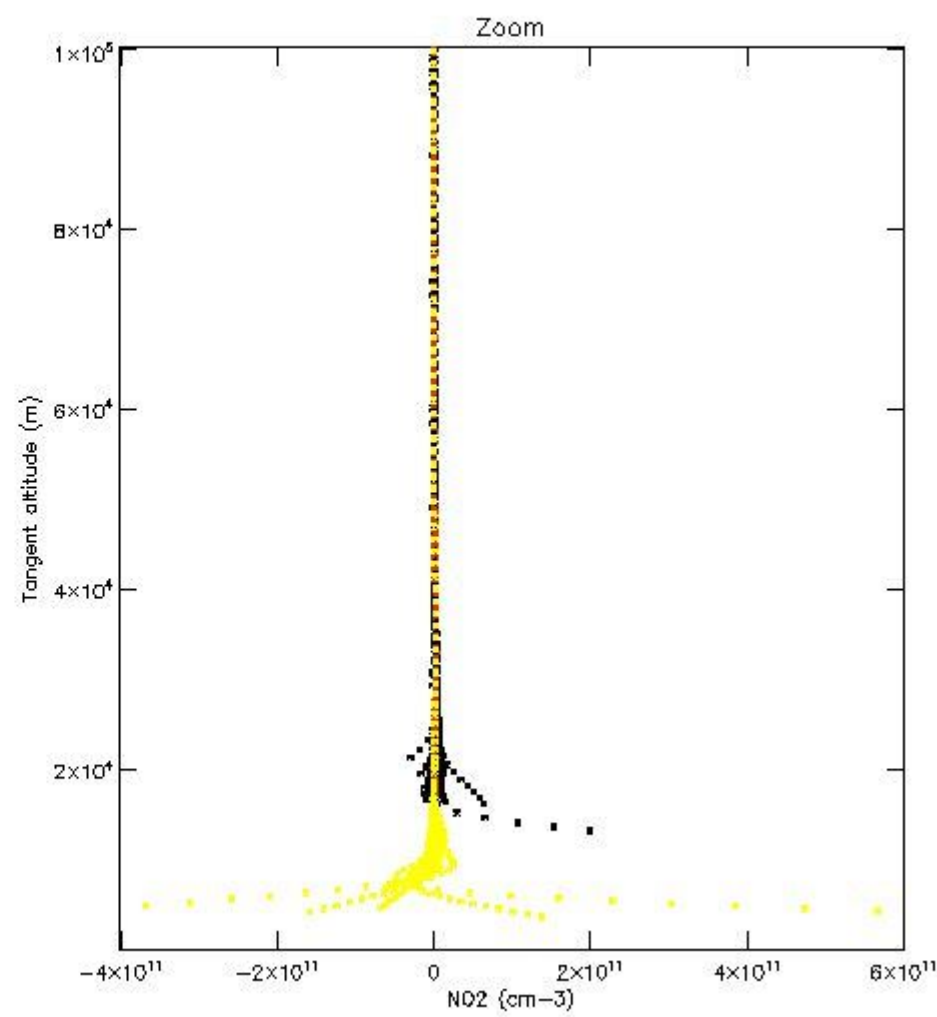
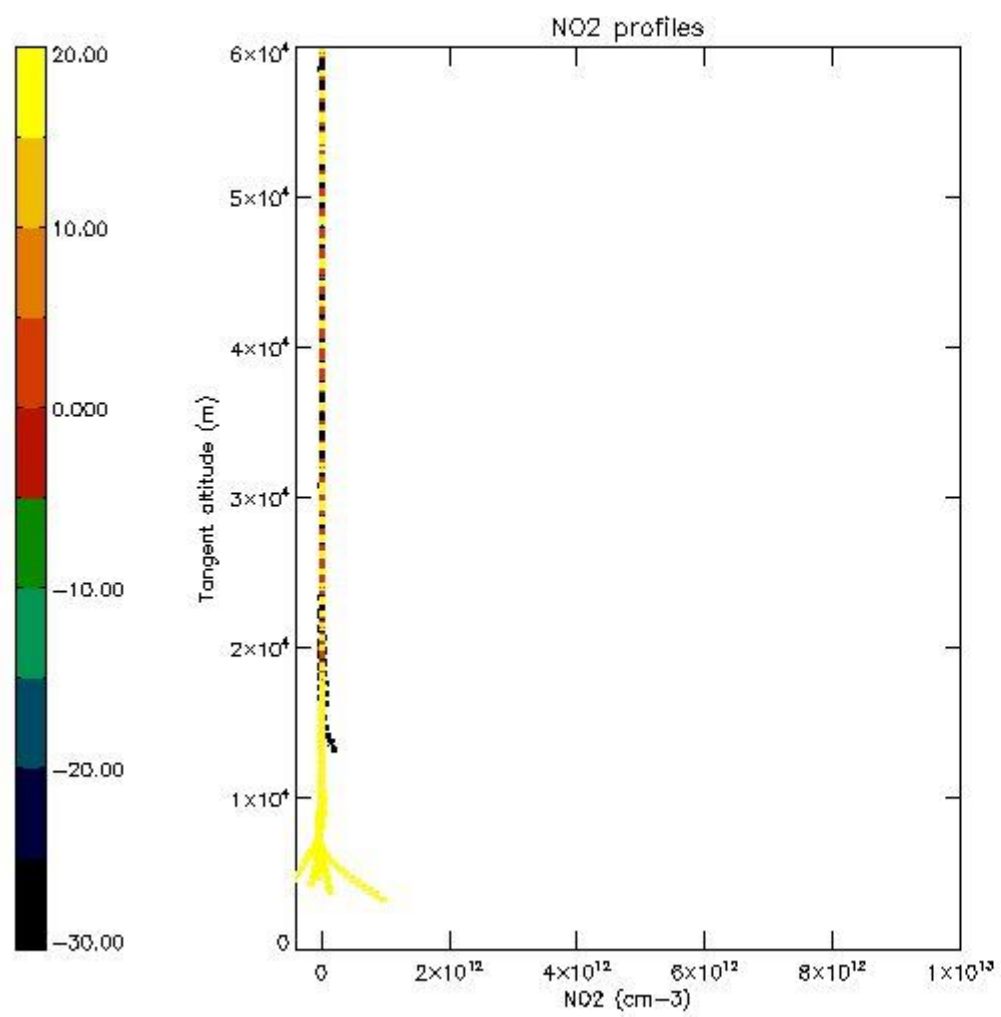
*5.5 Plot ozone profiles where STD < 5% (dark without errors)*

The colorbar represents the latitude.



*5.6 Plot NO<sub>2</sub> profiles for all STD (dark without errors)*

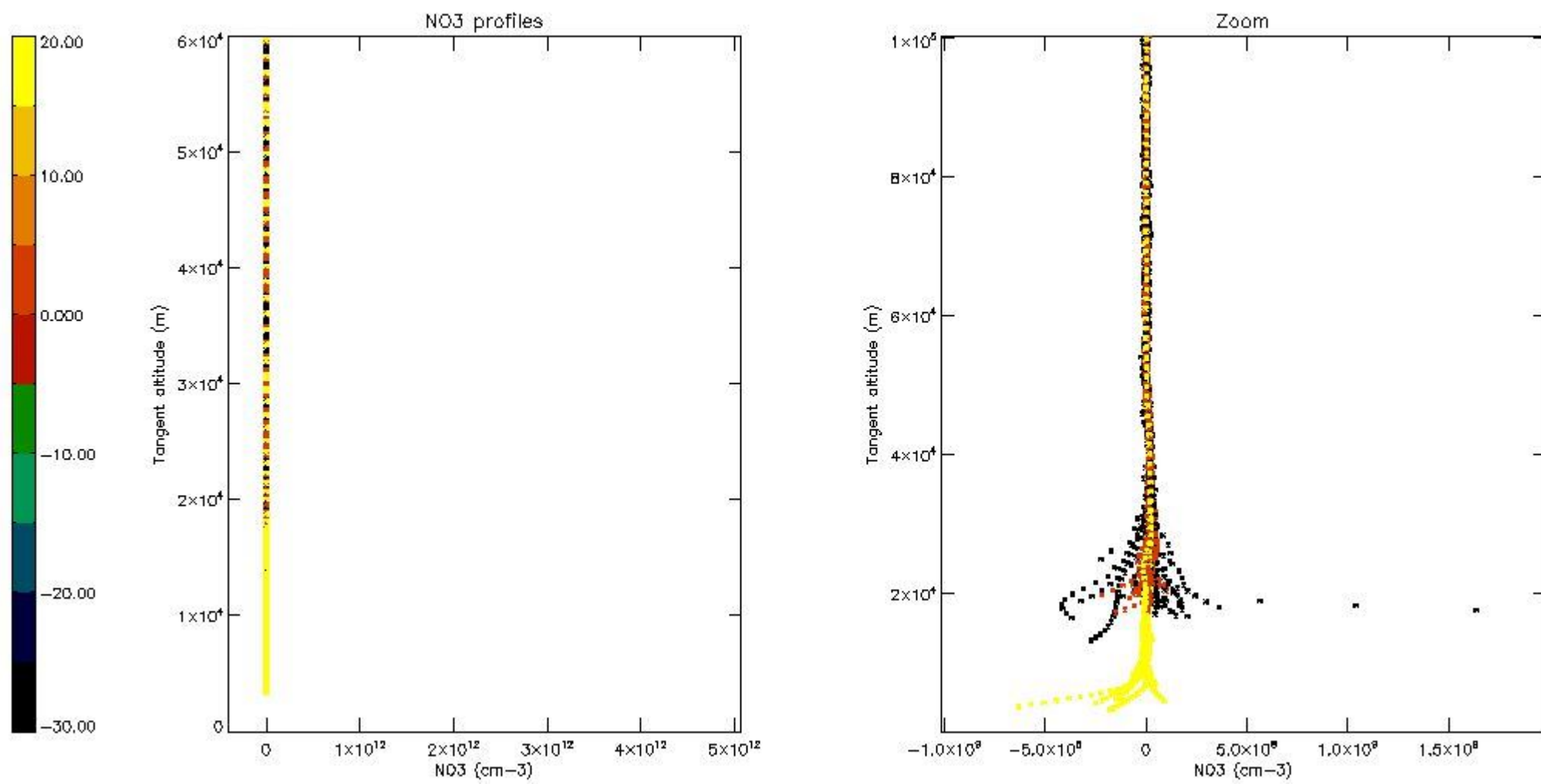
The colorbar represents the latitude.



*5.7 Plot NO3 profiles for all STD (dark without errors)*

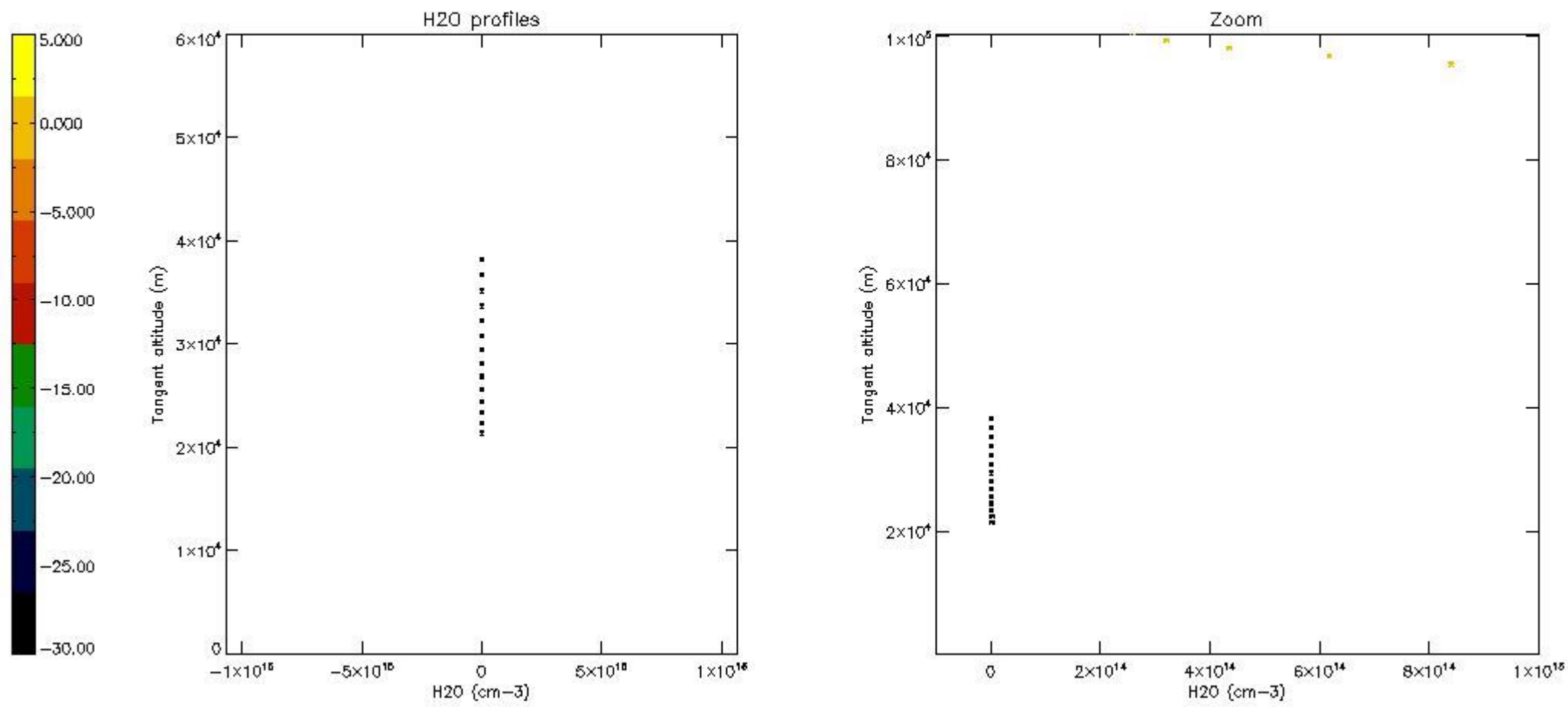
The colorbar represents the latitude.





*5.8 Plot H2O profiles for all STD (only for occultations of stars 1,2,3,4,13,14,16,26,63 dark without errors)*

The colorbar represents the latitude.



## 6. Auxiliary Data Files used for the production reported in section 2

The number reported in the third column indicates since which file (see list in section 2) the corresponding auxiliary file has been used. The fourth column is the date of those product files.

Type	Auxiliary Filename	Used since product	Used since product date
INST_PHYS_CHARACTERISTICS	GOM_INS_AXVIEC20091111_143220_20030716_120000_20500101_000000	1	09-NOV-2007 00:03:28
LEVEL-2_PROC_CONFIG	GOM_PR2_AXVIEC20091111_152718_20020301_000000_20500101_000000	1	09-NOV-2007 00:03:28
CROSS_SECTIONS_FILE	GOM_CRS_AXVIEC20091111_154832_20020301_000000_20500101_000000	1	09-NOV-2007 00:03:28

# GOMOS Level 2 Daily Report

## SUMMARY

### [1. General Info](#)

### [2. Summary of processed GOM\\_NL\\_2P products](#)

### [3. Level 2 Quality information per product](#)

#### [3.1 Plot of level 2 quality information per product \(time dependant\)](#)

#### [3.2 Plot of level 2 quality information per product \(world map\)](#)

### [4. Level 1 Quality information per product \(stored on level 2 products\)](#)

#### [4.1 Plot of level 1 quality information per product \(time dependant\)](#)

##### [4.1.1 Plot of level 1 quality information per product \(time dependant\): ASCENDING](#)

##### [4.1.2 Plot of level 1 quality information per product \(time dependant\): DESCENDING](#)

#### [4.2 Plot of level 1 quality information per product \(world map\)](#)

##### [4.2.1 Plot of level 1 quality information per product \(world map\): ASCENDING](#)

##### [4.2.2 Plot of level 1 quality information per product \(world map\): DESCENDING](#)

### [5. Ozone profiles based on quality statistics and other trace gas profiles](#)

#### [5.1 Ozone statistics based on quality of products](#)

#### [5.2 Plot ozone profiles for all STD \(dark without errors\)](#)

#### [5.3 Plot ozone profiles where STD < 20% \(dark without errors\)](#)

#### [5.4. Plot ozone profiles where STD < 10% \(dark without errors\)](#)

#### [5.5. Plot ozone profiles where STD < 5% \(dark without errors\)](#)

#### [5.6 Plot NO2 profiles for all STD \(dark without errors\)](#)

#### [5.7 Plot NO3 profiles for all STD \(dark without errors\)](#)

#### [5.8 Plot H2O profiles \(only for occultations of stars 1,2,3,4,13,14,16,26,63 dark without errors\) for all STD](#)

### [6. Auxiliary Data Files used for the production reported in section 2](#)

This report presents the daily analysis on parameters extracted from GOMOS level 2 data (GOM\_NL\_\_2P). It is intended to monitor some important parameters that will impact the quality of these products. A list of level 2 products (and content) that have arrived during the reporting day to the PCF is also given.

Item	Value
Time of report generation	23APR2013 10:45:22
Data source version	GOMOS/6.01
Start time of products	09-11-2007 (09NOV2007 00:00:00)
Stop time of products	10-11-2007 (10NOV2007 00:00:00)
Store outputs in DB	Yes
Nb of level 2 prods	214
Nb of prods with errors	0

## 2. Summary of processed GOM\_NL\_\_2P products.

Nr	Filename	UTC Start time	Limb	Duration	Star Id	Star Name	Star Mag	Star Temp	Nb Meas	Orbit	Prod. error
1	GOM_NL__2PRFIN20071109_000328_000000372063_00145_29758_0058.N1	09-NOV-2007 00:03:28	Bright	36.500	105	6Bet Ari	2.6450	8900.0	73	29758	No
2	GOM_NL__2PRFIN20071109_000740_000000372063_00145_29758_0059.N1	09-NOV-2007 00:07:40	Bright	37.000	173	4Bet Tri	3.0040	8900.0	74	29758	No
3	GOM_NL__2PRFIN20071109_000943_000000382063_00145_29758_0060.N1	09-NOV-2007 00:09:43	Bright	38.000	73	57Gam1And	2.2600	13100.	76	29758	No
4	GOM_NL__2PRFIN20071109_001353_000000382063_00145_29758_0061.N1	09-NOV-2007 00:13:53	Bright	37.500	160	23Gam Per	2.9300	4700.0	75	29758	No
5	GOM_NL__2PRFIN20071109_002248_000000342063_00145_29758_0062.N1	09-NOV-2007 00:22:48	Bright	34.000	49	1Alp UMi	1.9900	6300.0	68	29758	No
6	GOM_NL__2PRFIN20071109_003045_000000402063_00145_29758_0063.N1	09-NOV-2007 00:30:45	Bright	40.000	36	50Alp UMa	1.8000	6300.0	80	29758	No
7	GOM_NL__2PRFIN20071109_003223_000000582063_00145_29758_0064.N1	09-NOV-2007 00:32:23	Bright	58.000	82	48Bet UMa	2.3650	10600.	116	29758	No
8	GOM_NL__2PRFIN20071109_003614_000000392063_00145_29758_0065.N1	09-NOV-2007 00:36:14	Bright	38.500	174	52Psi UMa	3.0040	4400.0	77	29758	No
9	GOM_NL__2PRFIN20071109_004409_000000552063_00145_29758_0066.N1	09-NOV-2007 00:44:09	Bright	54.500	96	68Del Leo	2.5600	9300.0	109	29758	No
10	GOM_NL__2PRFIN20071109_010419_000000382063_00145_29758_0067.N1	09-NOV-2007 01:04:19	Dark	37.500	113	Mu Vel	2.6920	5000.0	75	29758	No
11	GOM_NL__2PRFIN20071109_011121_000000462063_00146_29759_0068.N1	09-NOV-2007 01:11:21	Dark	45.500	34	Gam2Vel	1.7930	23000.	91	29759	No
12	GOM_NL__2PRFIN20071109_011627_000000542063_00146_29759_0069.N1	09-NOV-2007 01:16:27	Dark	53.500	2	Alp Car	-0.73600	7000.0	107	29759	No
13	GOM_NL__2PRFIN20071109_012556_000000382063_00146_29759_0070.N1	09-NOV-2007 01:25:56	Straylight	38.000	157	The1Eri	2.9060	9300.0	76	29759	No
14	GOM_NL__2PRFIN20071109_013927_000000602063_00146_29759_0071.N1	09-NOV-2007 01:39:27	Twilight_and_stray	59.500	94	92Alp Cet	2.5260	3100.0	119	29759	No
15	GOM_NL__2PRFIN20071109_014404_000000372063_00146_29759_0072.N1	09-NOV-2007 01:44:04	Bright	36.500	105	6Bet Ari	2.6450	8900.0	73	29759	No
16	GOM_NL__2PRFIN20071109_014815_000000372063_00146_29759_0073.N1	09-NOV-2007 01:48:15	Bright	37.000	173	4Bet Tri	3.0040	8900.0	74	29759	No
17	GOM_NL__2PRFIN20071109_015019_000000392063_00146_29759_0074.N1	09-NOV-2007 01:50:19	Bright	39.000	73	57Gam1And	2.2600	13100.	78	29759	No
18	GOM_NL__2PRFIN20071109_015428_000000402063_00146_29759_0075.N1	09-NOV-2007 01:54:28	Bright	40.000	160	23Gam Per	2.9300	4700.0	80	29759	No
19	GOM_NL__2PRFIN20071109_020324_000000322063_00146_29759_0076.N1	09-NOV-2007 02:03:24	Bright	32.000	49	1Alp UMi	1.9900	6300.0	64	29759	No
20	GOM_NL__2PRFIN20071109_021120_000000412063_00146_29759_0077.N1	09-NOV-2007 02:11:20	Bright	40.500	36	50Alp UMa	1.8000	6300.0	81	29759	No
21	GOM_NL__2PRFIN20071109_021258_000000402063_00146_29759_0078.N1	09-NOV-2007 02:12:58	Bright	40.000	82	48Bet UMa	2.3650	10600.	80	29759	No
22	GOM_NL__2PRFIN20071109_021650_000000412063_00146_29759_0079.N1	09-NOV-2007 02:16:50	Bright	41.000	174	52Psi UMa	3.0040	4400.0	82	29759	No
23	GOM_NL__2PRFIN20071109_022445_000000412063_00146_29759_0080.N1	09-NOV-2007 02:24:45	Bright	40.500	96	68Del Leo	2.5600	9300.0	81	29759	No
24	GOM_NL__2PRFIN20071109_024456_000000392063_00146_29759_0081.N1	09-NOV-2007 02:44:56	Dark	38.500	113	Mu Vel	2.6920	5000.0	77	29759	No
25	GOM_NL__2PRFIN20071109_025158_000000462063_00147_29760_0078.N1	09-NOV-2007 02:51:58	Dark	45.500	34	Gam2Vel	1.7930	23000.	91	29760	No
26	GOM_NL__2PRFIN20071109_025703_000000542063_00147_29760_0079.N1	09-NOV-2007 02:57:03	Dark	53.500	2	Alp Car	-0.73600	7000.0	107	29760	No
27	GOM_NL__2PRFIN20071109_030632_000000382063_00147_29760_0080.N1	09-NOV-2007 03:06:32	Straylight	38.000	157	The1Eri	2.9060	9300.0	76	29760	No
28	GOM_NL__2PRFIN20071109_032003_000000522063_00147_29760_0081.N1	09-NOV-2007 03:20:03	Twilight_and_stray	52.000	94	92Alp Cet	2.5260	3100.0	104	29760	No
29	GOM_NL__2PRFIN20071109_032440_000000372063_00147_29760_0082.N1	09-NOV-2007 03:24:40	Bright	37.000	105	6Bet Ari	2.6450	8900.0	74	29760	No
30	GOM_NL__2PRFIN20071109_032851_000000362063_00147_29760_0083.N1	09-NOV-2007 03:28:51	Bright	36.000	173	4Bet Tri	3.0040	8900.0	72	29760	No
31	GOM_NL__2PRFIN20071109_033055_000000392063_00147_29760_0084.N1	09-NOV-2007 03:30:55	Bright	38.500	73	57Gam1And	2.2600	13100.	77	29760	No
32	GOM_NL__2PRFIN20071109_033504_000000402063_00147_29760_0085.N1	09-NOV-2007 03:35:04	Bright	39.500	160	23Gam Per	2.9300	4700.0	79	29760	No
33	GOM_NL__2PRFIN20071109_034400_000000362063_00147_29760_0086.N1	09-NOV-2007 03:44:00	Bright	35.500	49	1Alp UMi	1.9900	6300.0	71	29760	No
34	GOM_NL__2PRFIN20071109_035156_000000412063_00147_29760_0087.N1	09-NOV-2007 03:51:56	Bright	40.500	36	50Alp UMa	1.8000	6300.0	81	29760	No
35	GOM_NL__2PRFIN20071109_035334_000000392063_00147_29760_0088.N1	09-NOV-2007 03:53:34	Bright	39.000	82	48Bet UMa	2.3650	10600.	78	29760	No
36	GOM_NL__2PRFIN20071109_035726_000000412063_00147_29760_0089.N1	09-NOV-2007 03:57:26	Bright	41.000	174	52Psi UMa	3.0040	4400.0	82	29760	No
37	GOM_NL__2PRFIN20071109_040521_000000442063_00147_29760_0090.N1	09-NOV-2007 04:05:21	Bright	43.500	96	68Del Leo	2.5600	9300.0	87	29760	No
38	GOM_NL__2PRFIN20071109_042532_000000412063_00147_29760_0091.N1	09-NOV-2007 04:25:32	Dark	40.500	113	Mu Vel	2.6920	5000.0	81	29760	No
39	GOM_NL__2PRFIN20071109_043235_000000472063_00148_29761_0082.N1	09-NOV-2007 04:32:35	Dark	47.000	34	Gam2Vel	1.7930	23000.	94	29761	No
40	GOM_NL__2PRFIN20071109_043740_000000492063_00148_29761_0083.N1	09-NOV-2007 04:37:40	Dark	49.000	2	Alp Car	-0.73600	7000.0	98	29761	No
41	GOM_NL__2PRFIN20071109_044708_000000392063_00148_29761_0084.N1	09-NOV-2007 04:47:08	Straylight	38.500	157	The1Eri	2.9060	9300.0	77	29761	No
42	GOM_NL__2PRFIN20071109_050039_000000512063_00148_29761_0085.N1	09-NOV-2007 05:00:39	Twilight_and_stray	51.000	94	92Alp Cet	2.5260	3100.0	102	29761	No

43	GOM_NL__2PRFIN20071109_050516_000000382063_00148_29761_0086.N1	09-NOV-2007 05:05:16	Bright	37.500	105	6Bet Ari	2.6450	8900.0	75	29761	No
44	GOM_NL__2PRFIN20071109_050927_000000352063_00148_29761_0087.N1	09-NOV-2007 05:09:27	Bright	35.000	173	4Bet Tri	3.0040	8900.0	70	29761	No
45	GOM_NL__2PRFIN20071109_051130_000000382063_00148_29761_0088.N1	09-NOV-2007 05:11:30	Bright	37.500	73	57Gam1And	2.2600	13100.	75	29761	No
46	GOM_NL__2PRFIN20071109_051539_000000412063_00148_29761_0089.N1	09-NOV-2007 05:15:39	Bright	40.500	160	23Gam Per	2.9300	4700.0	81	29761	No
47	GOM_NL__2PRFIN20071109_052436_000000362063_00148_29761_0090.N1	09-NOV-2007 05:24:36	Bright	35.500	49	1Alp UMi	1.9900	6300.0	71	29761	No
48	GOM_NL__2PRFIN20071109_053232_000000372063_00148_29761_0091.N1	09-NOV-2007 05:32:32	Bright	36.500	36	50Alp UMa	1.8000	6300.0	73	29761	No
49	GOM_NL__2PRFIN20071109_053410_000000402063_00148_29761_0092.N1	09-NOV-2007 05:34:10	Bright	40.000	82	48Bet UMa	2.3650	10600.	80	29761	No
50	GOM_NL__2PRFIN20071109_053801_000000422063_00148_29761_0093.N1	09-NOV-2007 05:38:01	Bright	42.000	174	52Psi UMa	3.0040	4400.0	84	29761	No
51	GOM_NL__2PRFIN20071109_054558_000000442063_00148_29761_0094.N1	09-NOV-2007 05:45:58	Bright	44.000	96	68Del Leo	2.5600	9300.0	88	29761	No
52	GOM_NL__2PRFIN20071109_060609_000000412063_00148_29761_0095.N1	09-NOV-2007 06:06:09	Dark	40.500	113	Mu Vel	2.6920	5000.0	81	29761	No
53	GOM_NL__2PRFIN20071109_061312_000000472063_00149_29762_0103.N1	09-NOV-2007 06:13:12	Dark	46.500	34	Gam2Vel	1.7930	23000.	93	29762	No
54	GOM_NL__2PRFIN20071109_061817_000000602063_00149_29762_0104.N1	09-NOV-2007 06:18:17	Dark	59.500	2	Alp Car	-0.73600	7000.0	119	29762	No
55	GOM_NL__2PRFIN20071109_062744_000000392063_00149_29762_0105.N1	09-NOV-2007 06:27:44	Straylight	38.500	157	The1Eri	2.9060	9300.0	77	29762	No
56	GOM_NL__2PRFIN20071109_064115_000000602063_00149_29762_0106.N1	09-NOV-2007 06:41:15	Tw_i_and_stray	59.500	94	92Alp Cet	2.5260	3100.0	119	29762	No
57	GOM_NL__2PRFIN20071109_064552_000000362063_00149_29762_0107.N1	09-NOV-2007 06:45:52	Bright	36.000	105	6Bet Ari	2.6450	8900.0	72	29762	No
58	GOM_NL__2PRFIN20071109_065003_000000362063_00149_29762_0108.N1	09-NOV-2007 06:50:03	Bright	36.000	173	4Bet Tri	3.0040	8900.0	72	29762	No
59	GOM_NL__2PRFIN20071109_065206_000000362063_00149_29762_0109.N1	09-NOV-2007 06:52:06	Bright	36.000	73	57Gam1And	2.2600	13100.	72	29762	No
60	GOM_NL__2PRFIN20071109_065615_000000402063_00149_29762_0110.N1	09-NOV-2007 06:56:15	Bright	40.000	160	23Gam Per	2.9300	4700.0	80	29762	No
61	GOM_NL__2PRFIN20071109_070512_000000362063_00149_29762_0111.N1	09-NOV-2007 07:05:12	Bright	36.000	49	1Alp UMi	1.9900	6300.0	72	29762	No
62	GOM_NL__2PRFIN20071109_071308_000000412063_00149_29762_0112.N1	09-NOV-2007 07:13:08	Bright	40.500	36	50Alp UMa	1.8000	6300.0	81	29762	No
63	GOM_NL__2PRFIN20071109_071446_000000412063_00149_29762_0113.N1	09-NOV-2007 07:14:46	Bright	40.500	82	48Bet UMa	2.3650	10600.	81	29762	No
64	GOM_NL__2PRFIN20071109_071837_000000412063_00149_29762_0114.N1	09-NOV-2007 07:18:37	Bright	41.000	174	52Psi UMa	3.0040	4400.0	82	29762	No
65	GOM_NL__2PRFIN20071109_072634_000000552063_00149_29762_0115.N1	09-NOV-2007 07:26:34	Bright	55.000	96	68Del Leo	2.5600	9300.0	110	29762	No
66	GOM_NL__2PRFIN20071109_074645_000000442063_00149_29762_0116.N1	09-NOV-2007 07:46:45	Dark	43.500	113	Mu Vel	2.6920	5000.0	87	29762	No
67	GOM_NL__2PRFIN20071109_075349_000000462063_00150_29763_0130.N1	09-NOV-2007 07:53:49	Dark	46.000	34	Gam2Vel	1.7930	23000.	92	29763	No
68	GOM_NL__2PRFIN20071109_075854_000000562063_00150_29763_0131.N1	09-NOV-2007 07:58:54	Dark	56.000	2	Alp Car	-0.73600	7000.0	112	29763	No
69	GOM_NL__2PRFIN20071109_080821_000000372063_00150_29763_0132.N1	09-NOV-2007 08:08:21	Straylight	37.000	157	The1Eri	2.9060	9300.0	74	29763	No
70	GOM_NL__2PRFIN20071109_082151_000000512063_00150_29763_0133.N1	09-NOV-2007 08:21:51	Tw_i_and_stray	51.000	94	92Alp Cet	2.5260	3100.0	102	29763	No
71	GOM_NL__2PRFIN20071109_082628_000000372063_00150_29763_0134.N1	09-NOV-2007 08:26:28	Bright	36.500	105	6Bet Ari	2.6450	8900.0	73	29763	No
72	GOM_NL__2PRFIN20071109_083038_000000372063_00150_29763_0135.N1	09-NOV-2007 08:30:38	Bright	37.000	173	4Bet Tri	3.0040	8900.0	74	29763	No
73	GOM_NL__2PRFIN20071109_083242_000000372063_00150_29763_0136.N1	09-NOV-2007 08:32:42	Bright	37.000	73	57Gam1And	2.2600	13100.	74	29763	No
74	GOM_NL__2PRFIN20071109_083650_000000392063_00150_29763_0137.N1	09-NOV-2007 08:36:50	Bright	39.000	160	23Gam Per	2.9300	4700.0	78	29763	No
75	GOM_NL__2PRFIN20071109_084548_000000372063_00150_29763_0138.N1	09-NOV-2007 08:45:48	Bright	36.500	49	1Alp UMi	1.9900	6300.0	73	29763	No
76	GOM_NL__2PRFIN20071109_085344_000000412063_00150_29763_0139.N1	09-NOV-2007 08:53:44	Bright	40.500	36	50Alp UMa	1.8000	6300.0	81	29763	No
77	GOM_NL__2PRFIN20071109_085521_000000402063_00150_29763_0140.N1	09-NOV-2007 08:55:21	Bright	39.500	82	48Bet UMa	2.3650	10600.	79	29763	No
78	GOM_NL__2PRFIN20071109_085913_000000402063_00150_29763_0141.N1	09-NOV-2007 08:59:13	Bright	39.500	174	52Psi UMa	3.0040	4400.0	79	29763	No
79	GOM_NL__2PRFIN20071109_090710_000000442063_00150_29763_0142.N1	09-NOV-2007 09:07:10	Bright	43.500	96	68Del Leo	2.5600	9300.0	87	29763	No
80	GOM_NL__2PRFIN20071109_092722_000000402063_00150_29763_0143.N1	09-NOV-2007 09:27:22	Dark	39.500	113	Mu Vel	2.6920	5000.0	79	29763	No
81	GOM_NL__2PRFIN20071109_093426_000000472063_00151_29764_0143.N1	09-NOV-2007 09:34:26	Dark	46.500	34	Gam2Vel	1.7930	23000.	93	29764	No
82	GOM_NL__2PRFIN20071109_093930_000000542063_00151_29764_0144.N1	09-NOV-2007 09:39:30	Dark	54.000	2	Alp Car	-0.73600	7000.0	108	29764	No
83	GOM_NL__2PRFIN20071109_094857_000000392063_00151_29764_0145.N1	09-NOV-2007 09:48:57	Straylight	38.500	157	The1Eri	2.9060	9300.0	77	29764	No
84	GOM_NL__2PRFIN20071109_100226_000000542063_00151_29764_0146.N1	09-NOV-2007 10:02:26	Tw_i_and_stray	53.500	94	92Alp Cet	2.5260	3100.0	107	29764	No
85	GOM_NL__2PRFIN20071109_100704_000000372063_00151_29764_0147.N1	09-NOV-2007 10:07:04	Bright	36.500	105	6Bet Ari	2.6450	8900.0	73	29764	No
86	GOM_NL__2PRFIN20071109_101114_000000372063_00151_29764_0148.N1	09-NOV-2007 10:11:14	Bright	37.000	173	4Bet Tri	3.0040	8900.0	74	29764	No
87	GOM_NL__2PRFIN20071109_101318_000000382063_00151_29764_0149.N1	09-NOV-2007 10:13:18	Bright	38.000	73	57Gam1And	2.2600	13100.	76	29764	No
88	GOM_NL__2PRFIN20071109_101726_000000412063_00151_29764_0150.N1	09-NOV-2007 10:17:26	Bright	40.500	160	23Gam Per	2.9300	4700.0	81	29764	No
89	GOM_NL__2PRFIN20071109_102624_000000362063_00151_29764_0151.N1	09-NOV-2007 10:26:24	Bright	36.000	49	1Alp UMi	1.9900	6300.0	72	29764	No
90	GOM_NL__2PRFIN20071109_103419_000000412063_00151_29764_0152.N1	09-NOV-2007 10:34:19	Bright	40.500	36	50Alp UMa	1.8000	6300.0	81	29764	No
91	GOM_NL__2PRFIN20071109_103557_000000412063_00151_29764_0153.N1	09-NOV-2007 10:35:57	Bright	41.000	82	48Bet UMa	2.3650	10600.	82	29764	No
92	GOM_NL__2PRFIN20071109_103949_000000422063_00151_29764_0154.N1	09-NOV-2007 10:39:49	Bright	41.500	174	52Psi UMa	3.0040	4400.0	83	29764	No
93	GOM_NL__2PRFIN20071109_104746_000000622063_00151_29764_0155.N1	09-NOV-2007 10:47:46	Bright	62.000	96	68Del Leo	2.5600	9300.0	124	29764	No
94	GOM_NL__2PRFIN20071109_110758_000000392063_00151_29764_0156.N1	09-NOV-2007 11:07:58	Dark	38.500	113	Mu Vel	2.6920	5000.0	77	29764	No
95	GOM_NL__2PRFIN20071109_111503_000000492063_00152_29765_0171.N1	09-NOV-2007 11:15:03	Dark	49.000	34	Gam2Vel	1.7930	23000.	98	29765	No
96	GOM_NL__2PRFIN20071109_112007_000000622063_00152_29765_0172.N1	09-NOV-2007 11:20:07	Dark	62.000	2	Alp Car	-0.73600	7000.0	124	29765	No
97	GOM_NL__2PRFIN20071109_112933_000000372063_00152_29765_0173.N1	09-NOV-2007 11:29:33	Straylight	37.000	157	The1Eri	2.9060	9300.0	74	29765	No
98	GOM_NL__2PRFIN20071109_114302_000000472063_00152_29765_0174.N1	09-NOV-2007 11:43:02	Tw_i_and_stray	47.000	94	92Alp Cet	2.5260	3100.0	94	29765	No
99	GOM_NL__2PRFIN20071109_114739_000000372063_00152_29765_0175.N1	09-NOV-2007 11:47:39	Bright	37.000	105	6Bet Ari	2.6450	8900.0	74	29765	No
100	GOM_NL__2PRFIN20071109_115150_000000362063_00152_29765_0176.N1	09-NOV-2007 11:51:50	Bright	36.000	173	4Bet Tri	3.0040	8900.0	72	29765	No
101	GOM_NL__2PRFIN20071109_115353_000000382063_00152_29765_0177.N1	09-NOV-2007 11:53:53	Bright	38.000	73	57Gam1And	2.2600	13100.	76	29765	No

102	GOM_NL__2PRFIN20071109_115801_000000402063_00152_29765_0178.N1	09-NOV-2007 11:58:01	Bright	40.000	160	23Gam Per	2.9300	4700.0	80	29765	No
103	GOM_NL__2PRFIN20071109_120659_000000372063_00152_29765_0179.N1	09-NOV-2007 12:06:59	Bright	37.000	49	1Alp UMi	1.9900	6300.0	74	29765	No
104	GOM_NL__2PRFIN20071109_121455_000000362063_00152_29765_0180.N1	09-NOV-2007 12:14:55	Bright	36.000	36	50Alp UMa	1.8000	6300.0	72	29765	No
105	GOM_NL__2PRFIN20071109_121633_000000392063_00152_29765_0181.N1	09-NOV-2007 12:16:33	Bright	38.500	82	48Bet UMa	2.3650	10600.	77	29765	No
106	GOM_NL__2PRFIN20071109_122025_000000412063_00152_29765_0182.N1	09-NOV-2007 12:20:25	Bright	41.000	174	52Psi UMa	3.0040	4400.0	82	29765	No
107	GOM_NL__2PRFIN20071109_122822_000000422063_00152_29765_0183.N1	09-NOV-2007 12:28:22	Bright	41.500	96	68Del Leo	2.5600	9300.0	83	29765	No
108	GOM_NL__2PRFIN20071109_124834_000000402063_00152_29765_0184.N1	09-NOV-2007 12:48:34	Dark	39.500	113	Mu Vel	2.6920	5000.0	79	29765	No
109	GOM_NL__2PRFIN20071109_125540_000000462063_00153_29766_0175.N1	09-NOV-2007 12:55:40	Dark	46.000	34	Gam2Vel	1.7930	23000.	92	29766	No
110	GOM_NL__2PRFIN20071109_130043_000000462063_00153_29766_0176.N1	09-NOV-2007 13:00:43	Dark	46.000	2	Alp Car	-0.73600	7000.0	92	29766	No
111	GOM_NL__2PRFIN20071109_131009_000000402063_00153_29766_0177.N1	09-NOV-2007 13:10:09	Straylight	39.500	157	The1Eri	2.9060	9300.0	79	29766	No
112	GOM_NL__2PRFIN20071109_132338_000000582063_00153_29766_0178.N1	09-NOV-2007 13:23:38	Tw_i_and_stray	58.000	94	92Alp Cet	2.5260	3100.0	116	29766	No
113	GOM_NL__2PRFIN20071109_132815_000000372063_00153_29766_0179.N1	09-NOV-2007 13:28:15	Bright	36.500	105	6Bet Ari	2.6450	8900.0	73	29766	No
114	GOM_NL__2PRFIN20071109_133226_000000362063_00153_29766_0180.N1	09-NOV-2007 13:32:26	Bright	36.000	173	4Bet Tri	3.0040	8900.0	72	29766	No
115	GOM_NL__2PRFIN20071109_133429_000000362063_00153_29766_0181.N1	09-NOV-2007 13:34:29	Bright	35.500	73	57Gam1And	2.2600	13100.	71	29766	No
116	GOM_NL__2PRFIN20071109_133837_000000402063_00153_29766_0182.N1	09-NOV-2007 13:38:37	Bright	40.000	160	23Gam Per	2.9300	4700.0	80	29766	No
117	GOM_NL__2PRFIN20071109_134735_000000362063_00153_29766_0183.N1	09-NOV-2007 13:47:35	Bright	36.000	49	1Alp UMi	1.9900	6300.0	72	29766	No
118	GOM_NL__2PRFIN20071109_135531_000000572063_00153_29766_0184.N1	09-NOV-2007 13:55:31	Bright	57.000	36	50Alp UMa	1.8000	6300.0	114	29766	No
119	GOM_NL__2PRFIN20071109_135709_000000392063_00153_29766_0185.N1	09-NOV-2007 13:57:09	Bright	39.000	82	48Bet UMa	2.3650	10600.	78	29766	No
120	GOM_NL__2PRFIN20071109_140101_000000422063_00153_29766_0186.N1	09-NOV-2007 14:01:01	Bright	41.500	174	52Psi UMa	3.0040	4400.0	83	29766	No
121	GOM_NL__2PRFIN20071109_140230_000000352063_00153_29766_0187.N1	09-NOV-2007 14:02:30	Bright	35.000	152	12Alp2CVn	2.8900	11000.	70	29766	No
122	GOM_NL__2PRFIN20071109_140859_000000432063_00153_29766_0188.N1	09-NOV-2007 14:08:59	Bright	43.000	96	68Del Leo	2.5600	9300.0	86	29766	No
123	GOM_NL__2PRFIN20071109_142911_000000412063_00153_29766_0189.N1	09-NOV-2007 14:29:11	Dark	41.000	113	Mu Vel	2.6920	5000.0	82	29766	No
124	GOM_NL__2PRFIN20071109_143616_000000462063_00154_29767_0209.N1	09-NOV-2007 14:36:16	Dark	46.000	34	Gam2Vel	1.7930	23000.	92	29767	No
125	GOM_NL__2PRFIN20071109_144120_000000532063_00154_29767_0210.N1	09-NOV-2007 14:41:20	Dark	52.500	2	Alp Car	-0.73600	7000.0	105	29767	No
126	GOM_NL__2PRFIN20071109_145045_000000392063_00154_29767_0211.N1	09-NOV-2007 14:50:45	Straylight	38.500	157	The1Eri	2.9060	9300.0	77	29767	No
127	GOM_NL__2PRFIN20071109_150414_000000512063_00154_29767_0212.N1	09-NOV-2007 15:04:14	Tw_i_and_stray	51.000	94	92Alp Cet	2.5260	3100.0	102	29767	No
128	GOM_NL__2PRFIN20071109_150851_000000382063_00154_29767_0213.N1	09-NOV-2007 15:08:51	Bright	37.500	105	6Bet Ari	2.6450	8900.0	75	29767	No
129	GOM_NL__2PRFIN20071109_151301_000000372063_00154_29767_0214.N1	09-NOV-2007 15:13:01	Bright	36.500	173	4Bet Tri	3.0040	8900.0	73	29767	No
130	GOM_NL__2PRFIN20071109_151505_000000372063_00154_29767_0215.N1	09-NOV-2007 15:15:05	Bright	37.000	73	57Gam1And	2.2600	13100.	74	29767	No
131	GOM_NL__2PRFIN20071109_151913_000000392063_00154_29767_0216.N1	09-NOV-2007 15:19:13	Bright	38.500	160	23Gam Per	2.9300	4700.0	77	29767	No
132	GOM_NL__2PRFIN20071109_152811_000000362063_00154_29767_0217.N1	09-NOV-2007 15:28:11	Bright	35.500	49	1Alp UMi	1.9900	6300.0	71	29767	No
133	GOM_NL__2PRFIN20071109_153607_000000412063_00154_29767_0218.N1	09-NOV-2007 15:36:07	Bright	40.500	36	50Alp UMa	1.8000	6300.0	81	29767	No
134	GOM_NL__2PRFIN20071109_153744_000000412063_00154_29767_0219.N1	09-NOV-2007 15:37:44	Bright	41.000	82	48Bet UMa	2.3650	10600.	82	29767	No
135	GOM_NL__2PRFIN20071109_154137_000000602063_00154_29767_0220.N1	09-NOV-2007 15:41:37	Bright	60.000	174	52Psi UMa	3.0040	4400.0	120	29767	No
136	GOM_NL__2PRFIN20071109_154306_000000332063_00154_29767_0221.N1	09-NOV-2007 15:43:06	Bright	32.500	152	12Alp2CVn	2.8900	11000.	65	29767	No
137	GOM_NL__2PRFIN20071109_154935_000000412063_00154_29767_0222.N1	09-NOV-2007 15:49:35	Bright	41.000	96	68Del Leo	2.5600	9300.0	82	29767	No
138	GOM_NL__2PRFIN20071109_160947_000000392063_00154_29767_0223.N1	09-NOV-2007 16:09:47	Dark	39.000	113	Mu Vel	2.6920	5000.0	78	29767	No
139	GOM_NL__2PRFIN20071109_161653_000000462063_00155_29768_0218.N1	09-NOV-2007 16:16:53	Dark	45.500	34	Gam2Vel	1.7930	23000.	91	29768	No
140	GOM_NL__2PRFIN20071109_162157_000000562063_00155_29768_0219.N1	09-NOV-2007 16:21:57	Dark	56.000	2	Alp Car	-0.73600	7000.0	112	29768	No
141	GOM_NL__2PRFIN20071109_163122_000000402063_00155_29768_0220.N1	09-NOV-2007 16:31:22	Straylight	40.000	157	The1Eri	2.9060	9300.0	80	29768	No
142	GOM_NL__2PRFIN20071109_164449_000000522063_00155_29768_0221.N1	09-NOV-2007 16:44:49	Tw_i_and_stray	51.500	94	92Alp Cet	2.5260	3100.0	103	29768	No
143	GOM_NL__2PRFIN20071109_164927_000000382063_00155_29768_0222.N1	09-NOV-2007 16:49:27	Bright	37.500	105	6Bet Ari	2.6450	8900.0	75	29768	No
144	GOM_NL__2PRFIN20071109_165337_000000362063_00155_29768_0223.N1	09-NOV-2007 16:53:37	Bright	36.000	173	4Bet Tri	3.0040	8900.0	72	29768	No
145	GOM_NL__2PRFIN20071109_165541_000000382063_00155_29768_0224.N1	09-NOV-2007 16:55:41	Bright	37.500	73	57Gam1And	2.2600	13100.	75	29768	No
146	GOM_NL__2PRFIN20071109_165920_000000282063_00155_29768_0225.N1	09-NOV-2007 16:59:20	Tw_i_and_stray	28.000	35	33Alp Per	1.7950	6250.0	56	29768	No
147	GOM_NL__2PRFIN20071109_170035_000000372063_00155_29768_0226.N1	09-NOV-2007 17:00:35	Bright	36.500	110	37Del Cas	2.6780	8900.0	73	29768	No
148	GOM_NL__2PRFIN20071109_170847_000000372063_00155_29768_0227.N1	09-NOV-2007 17:08:47	Bright	36.500	49	1Alp UMi	1.9900	6300.0	73	29768	No
149	GOM_NL__2PRFIN20071109_171642_000000372063_00155_29768_0228.N1	09-NOV-2007 17:16:42	Bright	37.000	36	50Alp UMa	1.8000	6300.0	74	29768	No
150	GOM_NL__2PRFIN20071109_171820_000000382063_00155_29768_0229.N1	09-NOV-2007 17:18:20	Bright	38.000	82	48Bet UMa	2.3650	10600.	76	29768	No
151	GOM_NL__2PRFIN20071109_172213_000000392063_00155_29768_0230.N1	09-NOV-2007 17:22:13	Bright	39.000	174	52Psi UMa	3.0040	4400.0	78	29768	No
152	GOM_NL__2PRFIN20071109_173011_000000422063_00155_29768_0231.N1	09-NOV-2007 17:30:11	Bright	42.000	96	68Del Leo	2.5600	9300.0	84	29768	No
153	GOM_NL__2PRFIN20071109_175024_000000402063_00155_29768_0232.N1	09-NOV-2007 17:50:24	Dark	40.000	113	Mu Vel	2.6920	5000.0	80	29768	No
154	GOM_NL__2PRFIN20071109_175730_000000462063_00156_29769_0241.N1	09-NOV-2007 17:57:30	Dark	46.000	34	Gam2Vel	1.7930	23000.	92	29769	No
155	GOM_NL__2PRFIN20071109_180233_000000602063_00156_29769_0242.N1	09-NOV-2007 18:02:33	Dark	59.500	2	Alp Car	-0.73600	7000.0	119	29769	No
156	GOM_NL__2PRFIN20071109_181158_000000392063_00156_29769_0243.N1	09-NOV-2007 18:11:58	Straylight	39.000	157	The1Eri	2.9060	9300.0	78	29769	No
157	GOM_NL__2PRFIN20071109_182525_000000552063_00156_29769_0244.N1	09-NOV-2007 18:25:25	Tw_i_and_stray	55.000	94	92Alp Cet	2.5260	3100.0	110	29769	No
158	GOM_NL__2PRFIN20071109_183003_000000362063_00156_29769_0245.N1	09-NOV-2007 18:30:03	Bright	36.000	105	6Bet Ari	2.6450	8900.0	72	29769	No
159	GOM_NL__2PRFIN20071109_183413_000000372063_00156_29769_0246.N1	09-NOV-2007 18:34:13	Bright	36.500	173	4Bet Tri	3.0040	8900.0	73	29769	No
160	GOM_NL__2PRFIN20071109_183617_000000362063_00156_29769_0247.N1	09-NOV-2007 18:36:17	Bright	35.500	73	57Gam1And	2.2600	13100.	71	29769	No

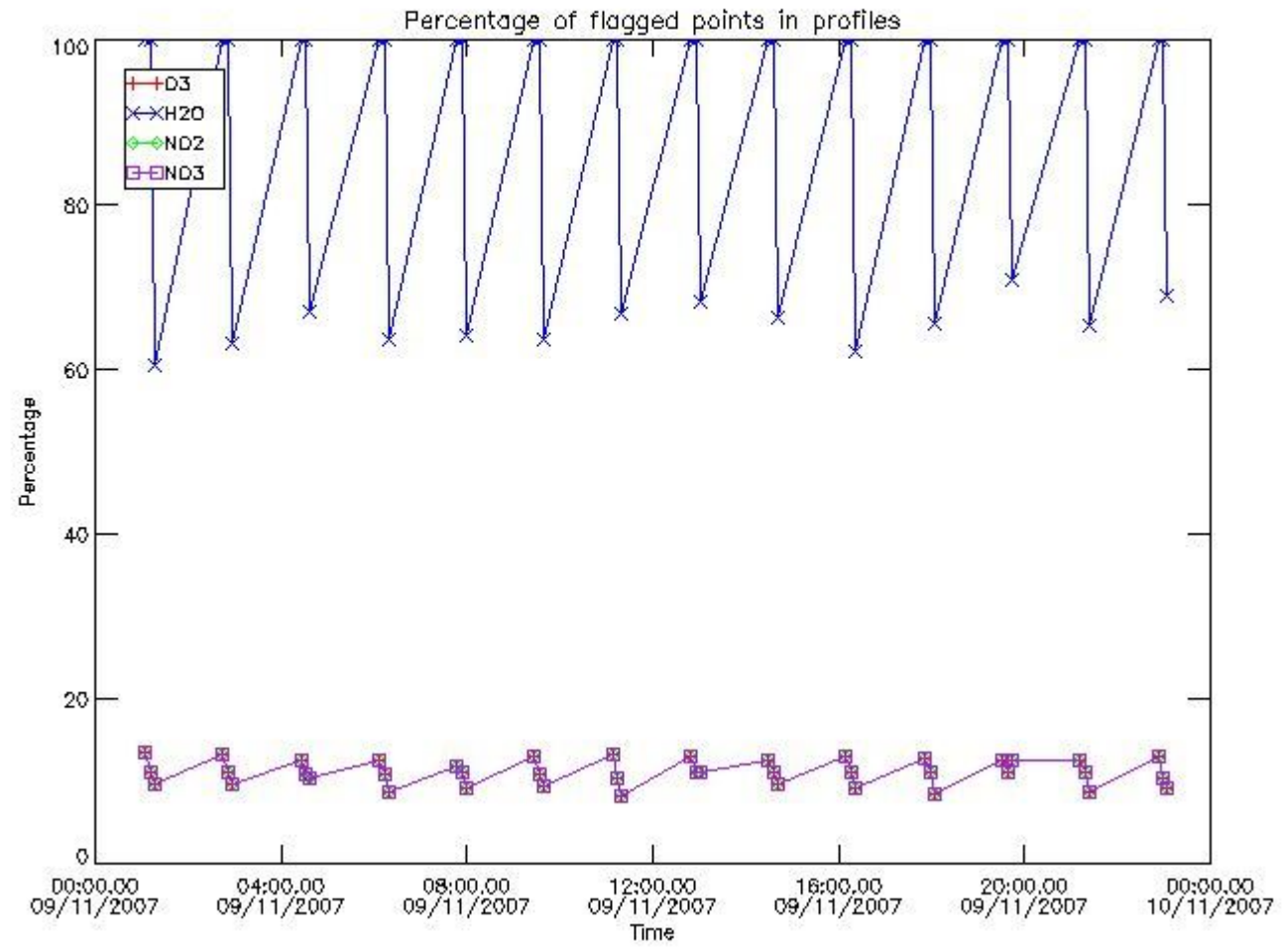
161	GOM_NL__2PRFIN20071109_183955_000000282063_00156_29769_0248.N1	09-NOV-2007 18:39:55	Twilight	28.000	35	33Alp Per	1.7950	6250.0	56	29769	No
162	GOM_NL__2PRFIN20071109_184111_000000342063_00156_29769_0249.N1	09-NOV-2007 18:41:11	Bright	34.000	110	37Del Cas	2.6780	8900.0	68	29769	No
163	GOM_NL__2PRFIN20071109_184923_000000372063_00156_29769_0250.N1	09-NOV-2007 18:49:23	Bright	37.000	49	1Alp UMi	1.9900	6300.0	74	29769	No
164	GOM_NL__2PRFIN20071109_185718_000000402063_00156_29769_0251.N1	09-NOV-2007 18:57:18	Bright	39.500	36	50Alp UMa	1.8000	6300.0	79	29769	No
165	GOM_NL__2PRFIN20071109_185856_000000382063_00156_29769_0252.N1	09-NOV-2007 18:58:56	Bright	37.500	82	48Bet UMa	2.3650	10600.	75	29769	No
166	GOM_NL__2PRFIN20071109_190249_000000492063_00156_29769_0253.N1	09-NOV-2007 19:02:49	Bright	48.500	174	52Psi UMa	3.0040	4400.0	97	29769	No
167	GOM_NL__2PRFIN20071109_190419_000000332063_00156_29769_0254.N1	09-NOV-2007 19:04:19	Bright	33.000	152	12Alp2CVn	2.8900	11000.	66	29769	No
168	GOM_NL__2PRFIN20071109_191048_000000422063_00156_29769_0255.N1	09-NOV-2007 19:10:48	Bright	41.500	96	68Del Leo	2.5600	9300.0	83	29769	No
169	GOM_NL__2PRFIN20071109_193100_000000412063_00156_29769_0256.N1	09-NOV-2007 19:31:00	Dark	41.000	113	Mu Vel	2.6920	5000.0	82	29769	No
170	GOM_NL__2PRFIN20071109_193807_000000462063_00157_29770_0252.N1	09-NOV-2007 19:38:07	Dark	46.000	34	Gam2Vel	1.7930	23000.	92	29770	No
171	GOM_NL__2PRFIN20071109_194310_000000452063_00157_29770_0253.N1	09-NOV-2007 19:43:10	Dark	44.500	2	Alp Car	-0.73600	7000.0	89	29770	No
172	GOM_NL__2PRFIN20071109_195234_000000382063_00157_29770_0254.N1	09-NOV-2007 19:52:34	Straylight	37.500	157	The1Eri	2.9060	9300.0	75	29770	No
173	GOM_NL__2PRFIN20071109_200601_000000502063_00157_29770_0255.N1	09-NOV-2007 20:06:01	Twilight	50.000	94	92Alp Cet	2.5260	3100.0	100	29770	No
174	GOM_NL__2PRFIN20071109_201039_000000382063_00157_29770_0256.N1	09-NOV-2007 20:10:39	Bright	37.500	105	6Bet Ari	2.6450	8900.0	75	29770	No
175	GOM_NL__2PRFIN20071109_201449_000000372063_00157_29770_0257.N1	09-NOV-2007 20:14:49	Bright	37.000	173	4Bet Tri	3.0040	8900.0	74	29770	No
176	GOM_NL__2PRFIN20071109_201653_000000372063_00157_29770_0258.N1	09-NOV-2007 20:16:53	Bright	37.000	73	57Gam1And	2.2600	13100.	74	29770	No
177	GOM_NL__2PRFIN20071109_202030_000000342063_00157_29770_0259.N1	09-NOV-2007 20:20:30	Bright	34.000	35	33Alp Per	1.7950	6250.0	68	29770	No
178	GOM_NL__2PRFIN20071109_202147_000000352063_00157_29770_0260.N1	09-NOV-2007 20:21:47	Bright	34.500	110	37Del Cas	2.6780	8900.0	69	29770	No
179	GOM_NL__2PRFIN20071109_202959_000000362063_00157_29770_0261.N1	09-NOV-2007 20:29:59	Bright	36.000	49	1Alp UMi	1.9900	6300.0	72	29770	No
180	GOM_NL__2PRFIN20071109_203754_000000382063_00157_29770_0262.N1	09-NOV-2007 20:37:54	Bright	38.000	36	50Alp UMa	1.8000	6300.0	76	29770	No
181	GOM_NL__2PRFIN20071109_203932_000000422063_00157_29770_0263.N1	09-NOV-2007 20:39:32	Bright	41.500	82	48Bet UMa	2.3650	10600.	83	29770	No
182	GOM_NL__2PRFIN20071109_204324_000000412063_00157_29770_0264.N1	09-NOV-2007 20:43:24	Bright	41.000	174	52Psi UMa	3.0040	4400.0	82	29770	No
183	GOM_NL__2PRFIN20071109_204454_000000382063_00157_29770_0265.N1	09-NOV-2007 20:44:54	Bright	37.500	152	12Alp2CVn	2.8900	11000.	75	29770	No
184	GOM_NL__2PRFIN20071109_205124_000000422063_00157_29770_0266.N1	09-NOV-2007 20:51:24	Bright	41.500	96	68Del Leo	2.5600	9300.0	83	29770	No
185	GOM_NL__2PRFIN20071109_205235_000000462063_00157_29770_0267.N1	09-NOV-2007 20:52:35	Bright	45.500	62	94Bet Leo	2.1360	9700.0	91	29770	No
186	GOM_NL__2PRFIN20071109_211137_000000412063_00157_29770_0268.N1	09-NOV-2007 21:11:37	Dark	40.500	113	Mu Vel	2.6920	5000.0	81	29770	No
187	GOM_NL__2PRFIN20071109_211844_000000462063_00158_29771_0263.N1	09-NOV-2007 21:18:44	Dark	45.500	34	Gam2Vel	1.7930	23000.	91	29771	No
188	GOM_NL__2PRFIN20071109_212347_000000602063_00158_29771_0264.N1	09-NOV-2007 21:23:47	Dark	59.500	2	Alp Car	-0.73600	7000.0	119	29771	No
189	GOM_NL__2PRFIN20071109_213310_000000392063_00158_29771_0265.N1	09-NOV-2007 21:33:10	Straylight	39.000	157	The1Eri	2.9060	9300.0	78	29771	No
190	GOM_NL__2PRFIN20071109_214637_000000502063_00158_29771_0266.N1	09-NOV-2007 21:46:37	Twilight	49.500	94	92Alp Cet	2.5260	3100.0	99	29771	No
191	GOM_NL__2PRFIN20071109_215115_000000362063_00158_29771_0267.N1	09-NOV-2007 21:51:15	Bright	36.000	105	6Bet Ari	2.6450	8900.0	72	29771	No
192	GOM_NL__2PRFIN20071109_215525_000000372063_00158_29771_0268.N1	09-NOV-2007 21:55:25	Bright	36.500	173	4Bet Tri	3.0040	8900.0	73	29771	No
193	GOM_NL__2PRFIN20071109_215728_000000392063_00158_29771_0269.N1	09-NOV-2007 21:57:28	Bright	38.500	73	57Gam1And	2.2600	13100.	77	29771	No
194	GOM_NL__2PRFIN20071109_220106_000000342063_00158_29771_0270.N1	09-NOV-2007 22:01:06	Bright	34.000	35	33Alp Per	1.7950	6250.0	68	29771	No
195	GOM_NL__2PRFIN20071109_220222_000000432063_00158_29771_0271.N1	09-NOV-2007 22:02:22	Bright	42.500	110	37Del Cas	2.6780	8900.0	85	29771	No
196	GOM_NL__2PRFIN20071109_221035_000000372063_00158_29771_0272.N1	09-NOV-2007 22:10:35	Bright	36.500	49	1Alp UMi	1.9900	6300.0	73	29771	No
197	GOM_NL__2PRFIN20071109_221830_000000382063_00158_29771_0273.N1	09-NOV-2007 22:18:30	Bright	38.000	36	50Alp UMa	1.8000	6300.0	76	29771	No
198	GOM_NL__2PRFIN20071109_222008_000000422063_00158_29771_0274.N1	09-NOV-2007 22:20:08	Bright	41.500	82	48Bet UMa	2.3650	10600.	83	29771	No
199	GOM_NL__2PRFIN20071109_222400_000000412063_00158_29771_0275.N1	09-NOV-2007 22:24:00	Bright	40.500	174	52Psi UMa	3.0040	4400.0	81	29771	No
200	GOM_NL__2PRFIN20071109_222531_000000342063_00158_29771_0276.N1	09-NOV-2007 22:25:31	Bright	34.000	152	12Alp2CVn	2.8900	11000.	68	29771	No
201	GOM_NL__2PRFIN20071109_223200_000000422063_00158_29771_0277.N1	09-NOV-2007 22:32:00	Bright	42.000	96	68Del Leo	2.5600	9300.0	84	29771	No
202	GOM_NL__2PRFIN20071109_223312_000000372063_00158_29771_0278.N1	09-NOV-2007 22:33:12	Bright	37.000	62	94Bet Leo	2.1360	9700.0	74	29771	No
203	GOM_NL__2PRFIN20071109_225213_000000402063_00158_29771_0279.N1	09-NOV-2007 22:52:13	Dark	39.500	113	Mu Vel	2.6920	5000.0	79	29771	No
204	GOM_NL__2PRFIN20071109_225921_000000492063_00159_29772_0296.N1	09-NOV-2007 22:59:21	Dark	49.000	34	Gam2Vel	1.7930	23000.	98	29772	No
205	GOM_NL__2PRFIN20071109_230423_000000622063_00159_29772_0297.N1	09-NOV-2007 23:04:23	Dark	61.500	2	Alp Car	-0.73600	7000.0	123	29772	No
206	GOM_NL__2PRFIN20071109_231346_000000402063_00159_29772_0298.N1	09-NOV-2007 23:13:46	Straylight	39.500	157	The1Eri	2.9060	9300.0	79	29772	No
207	GOM_NL__2PRFIN20071109_232712_000000522063_00159_29772_0299.N1	09-NOV-2007 23:27:12	Twilight	51.500	94	92Alp Cet	2.5260	3100.0	103	29772	No
208	GOM_NL__2PRFIN20071109_233151_000000382063_00159_29772_0300.N1	09-NOV-2007 23:31:51	Bright	37.500	105	6Bet Ari	2.6450	8900.0	75	29772	No
209	GOM_NL__2PRFIN20071109_233600_000000362063_00159_29772_0301.N1	09-NOV-2007 23:36:00	Bright	36.000	173	4Bet Tri	3.0040	8900.0	72	29772	No
210	GOM_NL__2PRFIN20071109_233804_000000382063_00159_29772_0302.N1	09-NOV-2007 23:38:04	Bright	37.500	73	57Gam1And	2.2600	13100.	75	29772	No
211	GOM_NL__2PRFIN20071109_234141_000000402063_00159_29772_0303.N1	09-NOV-2007 23:41:41	Bright	39.500	35	33Alp Per	1.7950	6250.0	79	29772	No
212	GOM_NL__2PRFIN20071109_234258_000000342063_00159_29772_0304.N1	09-NOV-2007 23:42:58	Bright	34.000	110	37Del Cas	2.6780	8900.0	68	29772	No
213	GOM_NL__2PRFIN20071109_235111_000000372063_00159_29772_0305.N1	09-NOV-2007 23:51:11	Bright	36.500	49	1Alp UMi	1.9900	6300.0	73	29772	No
214	GOM_NL__2PRFIN20071109_235905_000000412063_00159_29772_0306.N1	09-NOV-2007 23:59:05	Bright	41.000	36	50Alp UMa	1.8000	6300.0	82	29772	No

### 3. Quality information per product

In this section it is plotted some information contained in the Quality Summary data set of

the level 2 products. Only products in dark limb conditions and without errors (error flag in the MPH set to "0") are used.

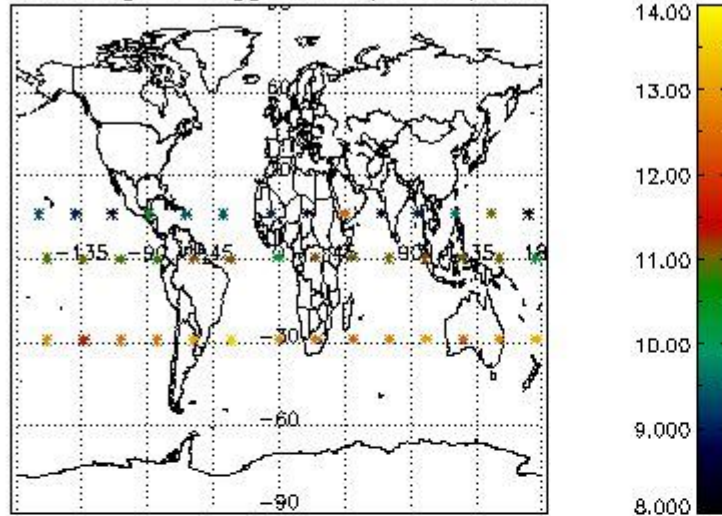
### 3.1 Plot quality information per product (time dependant)



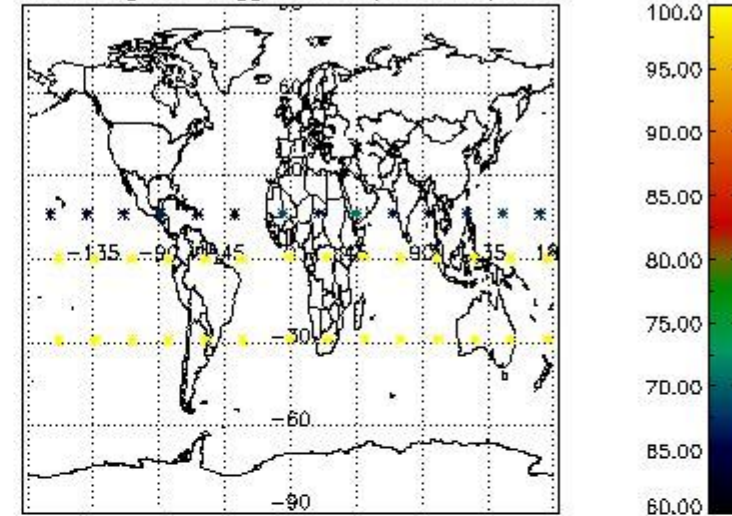
### 3.2 Plot quality information per product (world map)



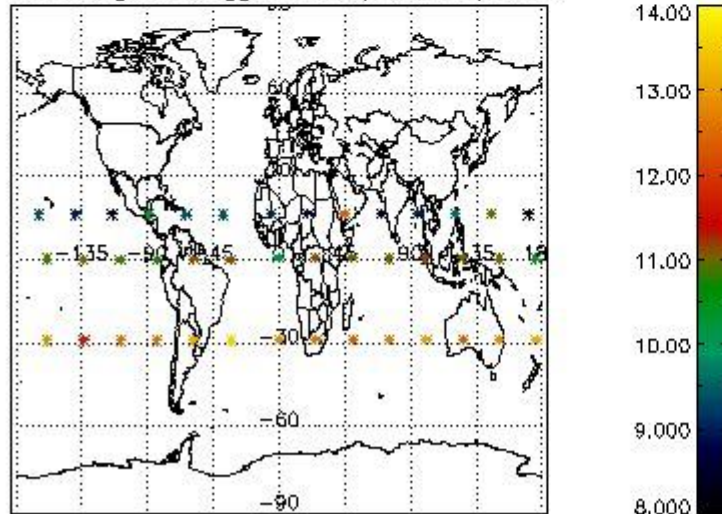
Percentage of flagged data per O3 profile



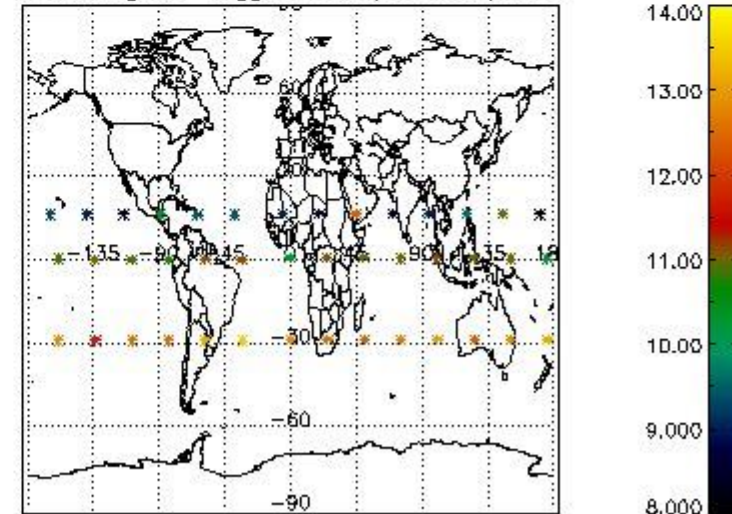
Percentage of flagged data per H2O profile



Percentage of flagged data per NO2 profile



Percentage of flagged data per NO3 profile

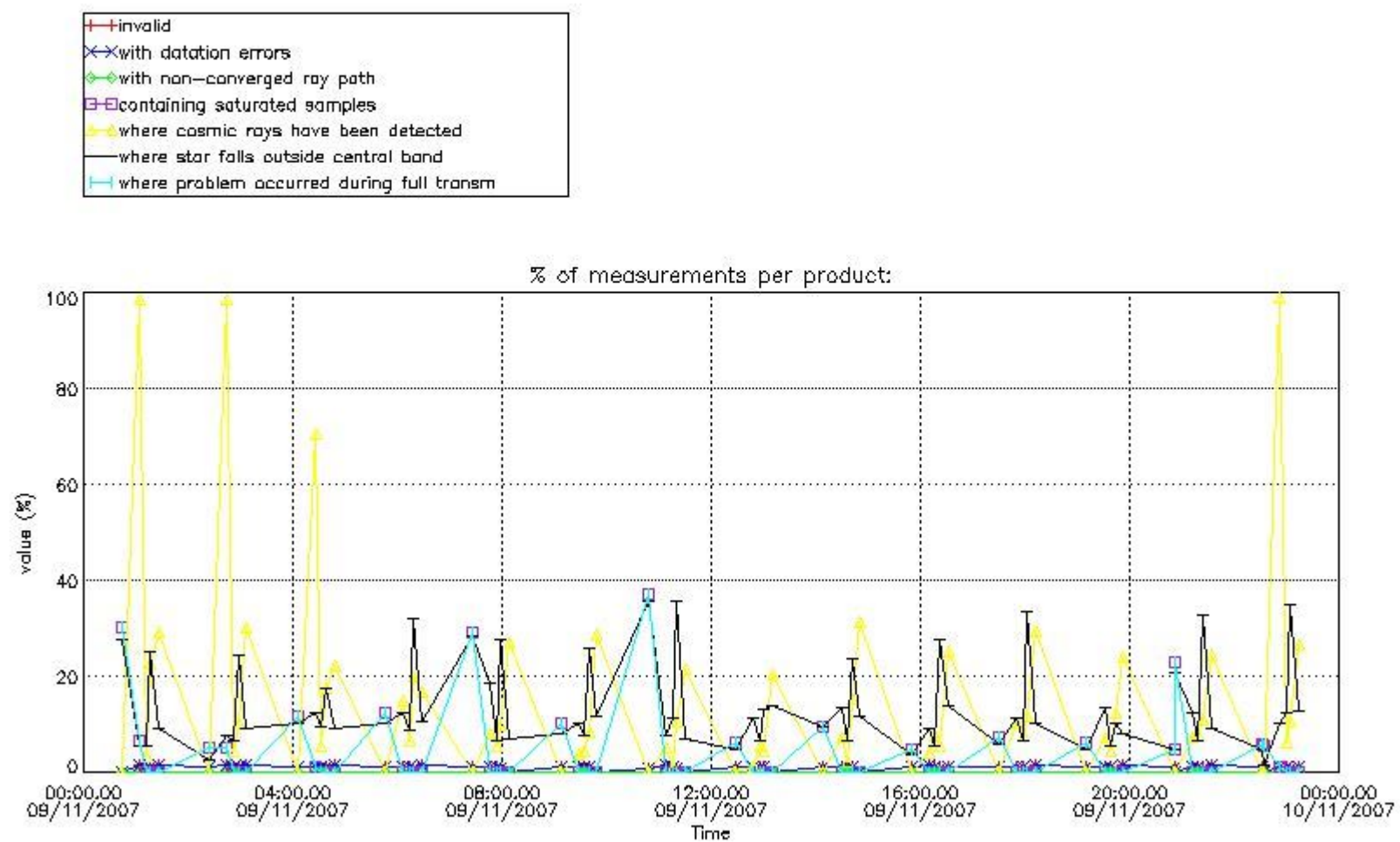


#### 4. Level 1 quality information per product

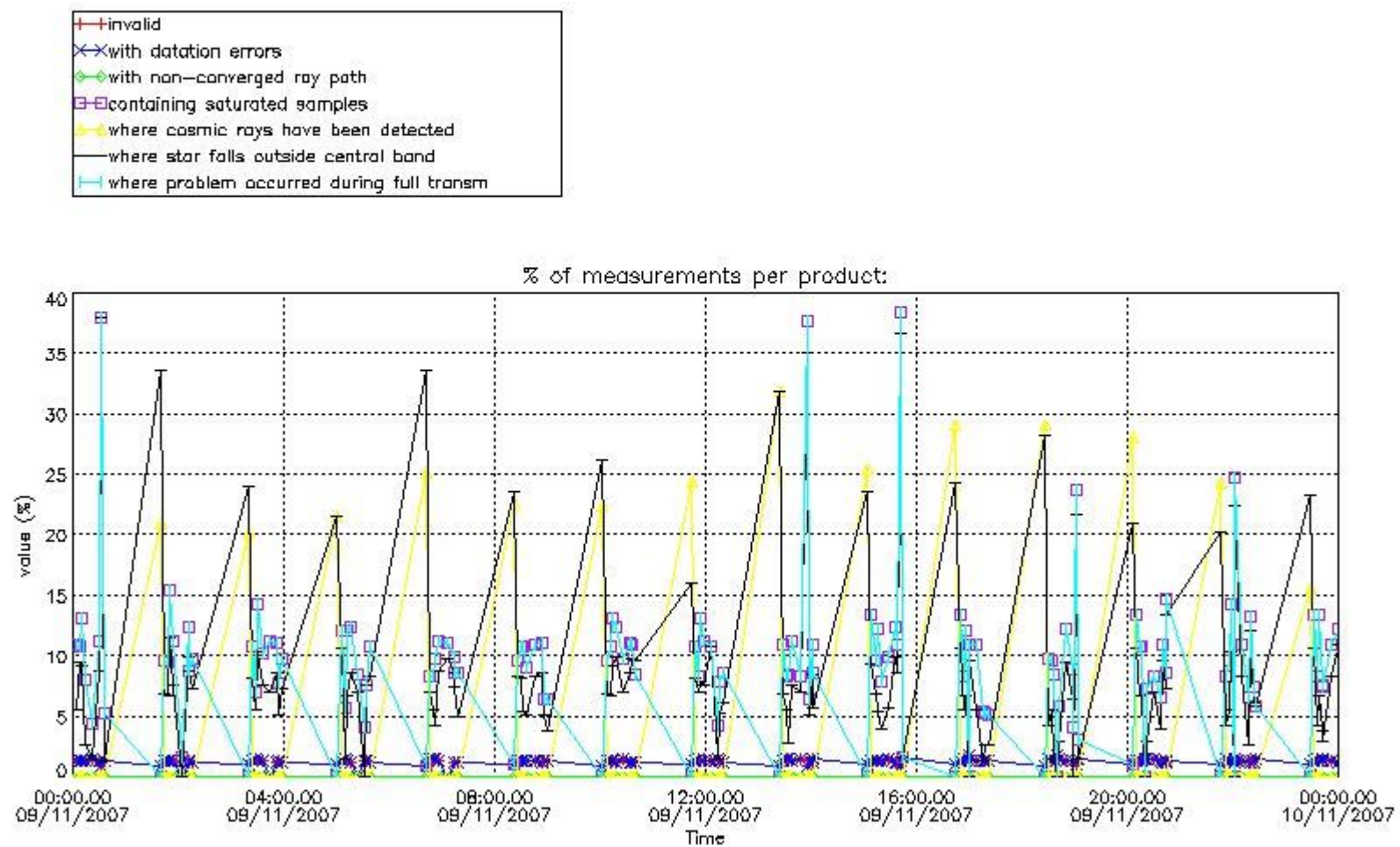
In this section it is plotted some information contained in the Quality Summary data set of the level 2 products that comes from the level 1b processing. Products without errors (error flag in the MPH set to "0") are used.

##### 4.1 Plot quality information per product (time dependant) coming from level 1b processing

###### 4.1.1 Plot level 1 quality information per product (time dependant): ENVISAT ASCENDING passes



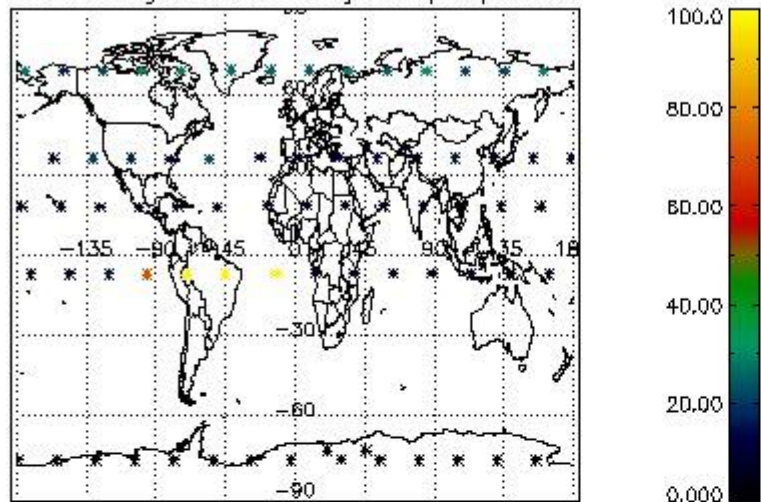
4.1.2 Plot level 1 quality information per product (time dependant): ENVISAT DESCENDING passes



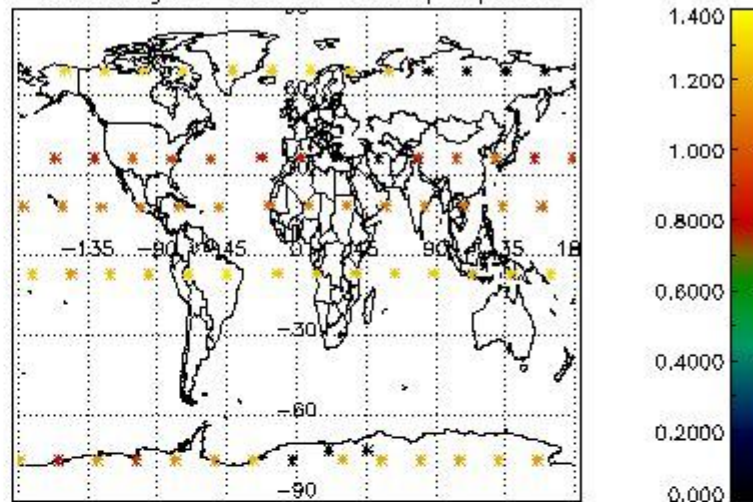
4.2 Plot quality information per product coming from level 1b processing (world map)

4.2.1 Plot level 1 quality information per product (world map): ENVISAT ASCENDING passes

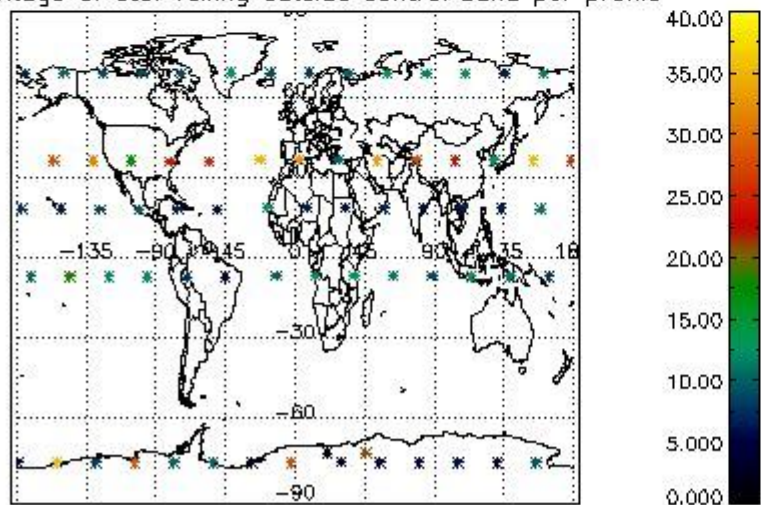
Percentage of cosmic ray hits per profile



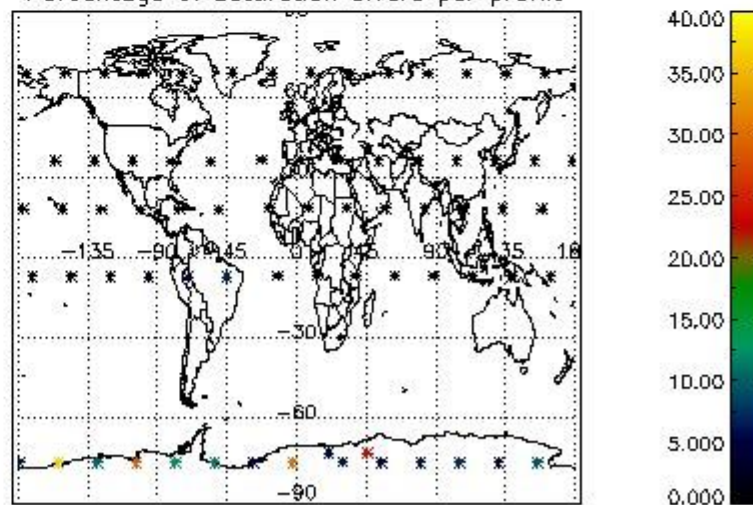
Percentage of datation errors per profile



Percentage of star falling outside central band per profile

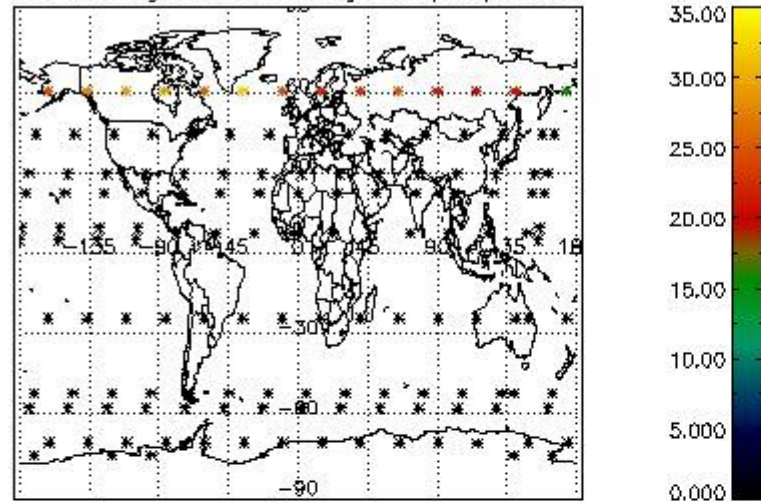


Percentage of saturation errors per profile

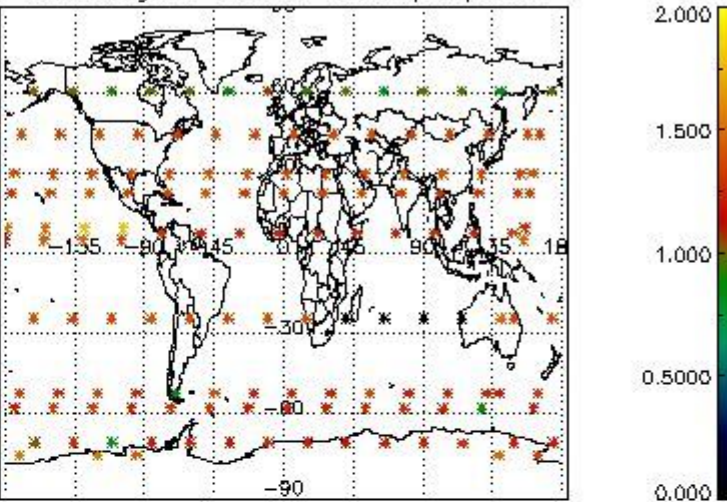


4.2.2 Plot level 1 quality information per product (world map): ENVISAT DESCENDING passes

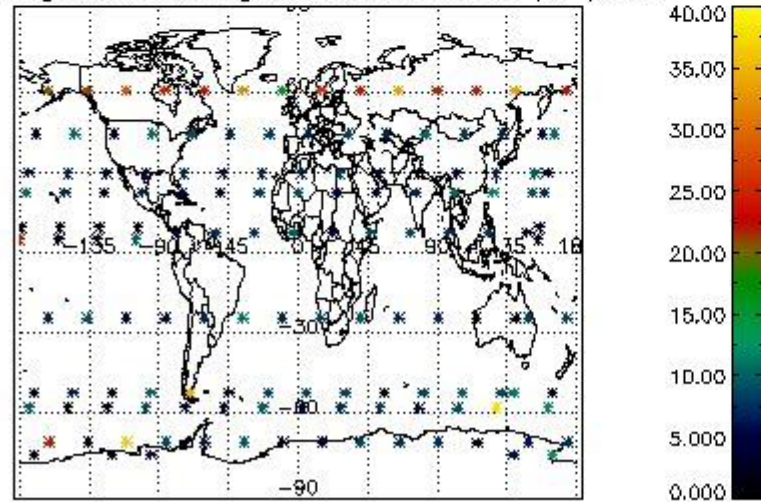
Percentage of cosmic ray hits per profile



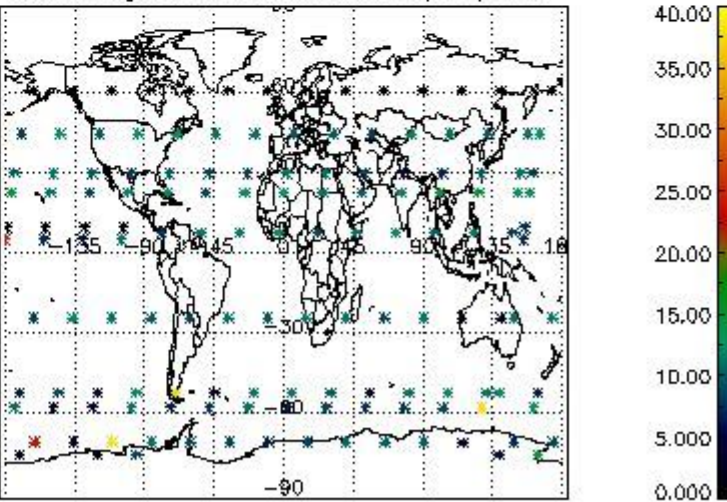
Percentage of datation errors per profile



Percentage of star falling outside central band per profile



Percentage of saturation errors per profile



## 5. Trace gas profiles

### 5.1 Ozone statistics based on quality of products

The final quality of the products can be "measured" using the STD (Standard Deviation) attached to every point profile. This information is written to the parameter GOM\_NL\_\_2P/NL\_LOCAL\_SPECIES\_DENSITY/o3\_std of the level 2 products. The table below shows the statistics for given STD ranges.

The statistics are given with respect to the overall valid production:

- Products without fatal errors: GOM\_NL\_\_2P/MPH/PRODUCT\_ERR=0
- Valid point profile: GOM\_NL\_\_2P/NL\_LOCAL\_SPECIES\_DENSITY/pcd(0)=0

The 'Criteria' is applied to valid points of dark limb products:

- Products in dark limb illumination condition: GOM\_NL\_\_2P/NL\_SUMMARY\_QUALITY/obs\_ill\_cond=0
- Products without fatal errors: GOM\_NL\_\_2P/MPH/PRODUCT\_ERR=0
- Valid point profile: GOM\_NL\_\_2P/NL\_LOCAL\_SPECIES\_DENSITY/pcd(0)=0

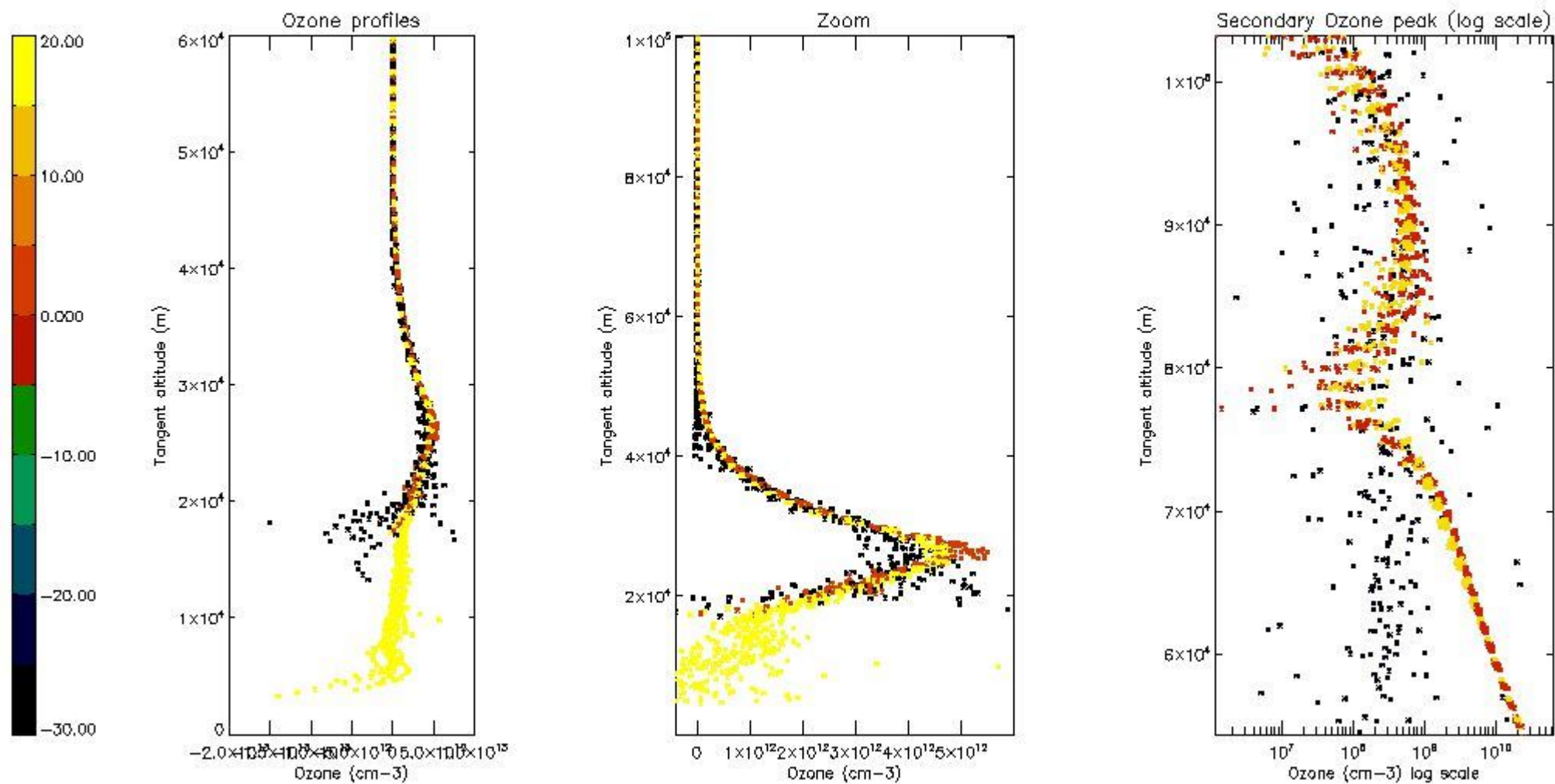
So, the table below shows the percentage of dark limb and valid observations for each criteria with respect to the overall valid daily observations.

Criteria	% of total production
All STD	23
STD < 20	14

STD < 10	12
STD < 5	10

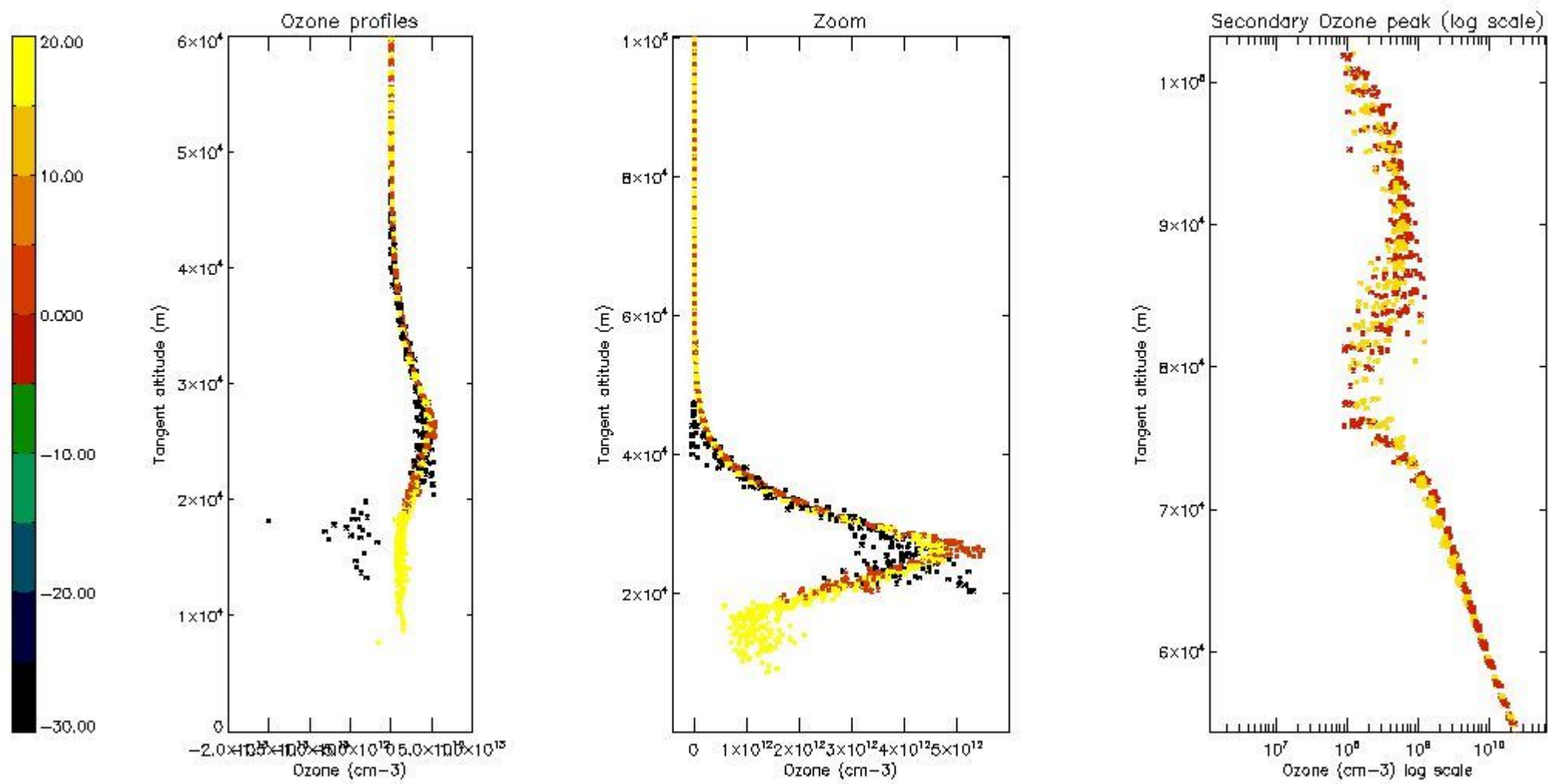
5.2 Plot ozone profiles for all STD (dark without errors)

The colorbar represents the latitude.



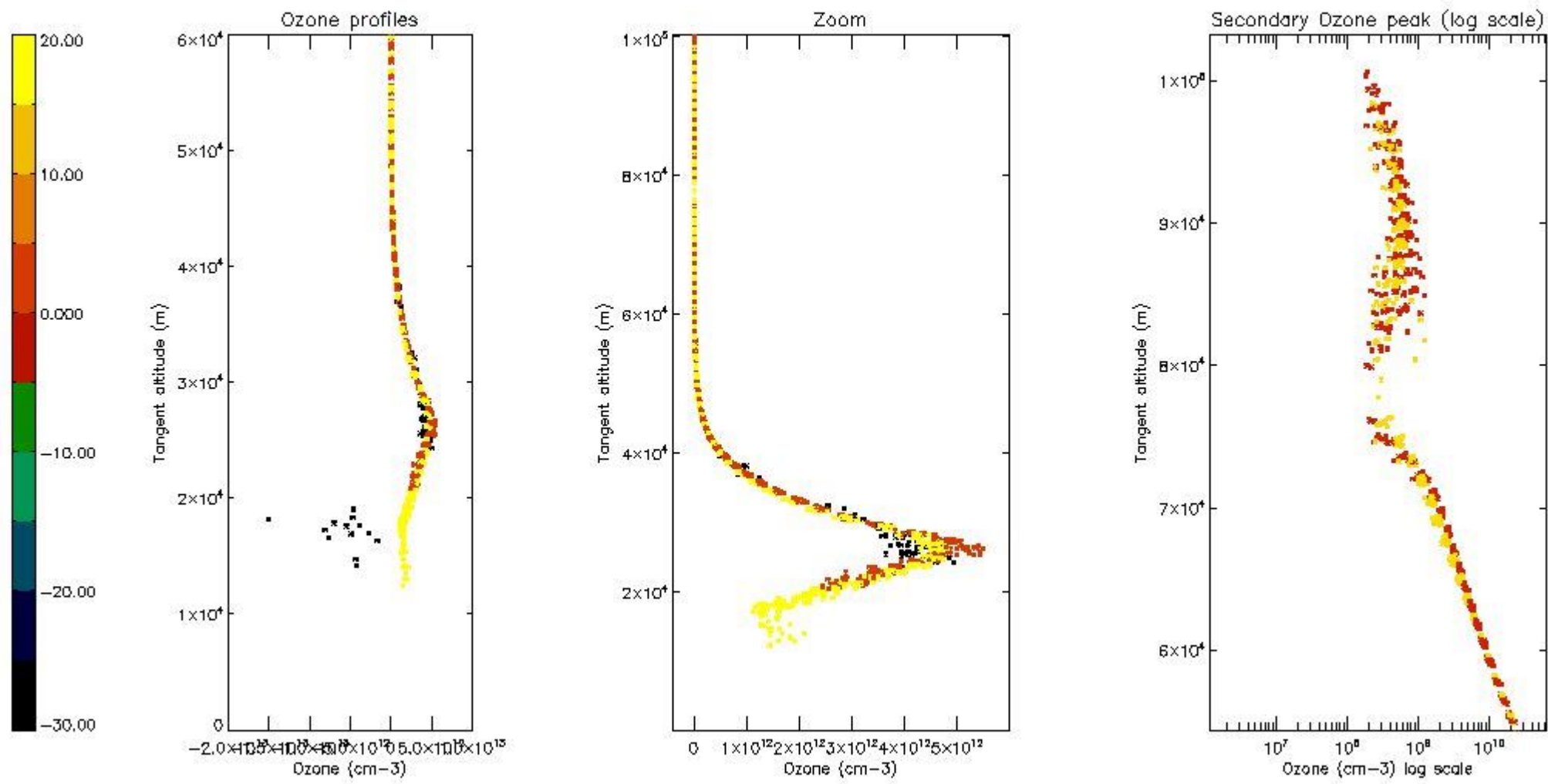
5.3 Plot ozone profiles where STD < 20% (dark without errors)

The colorbar represents the latitude.



*5.4 Plot ozone profiles where STD < 10% (dark without errors)*

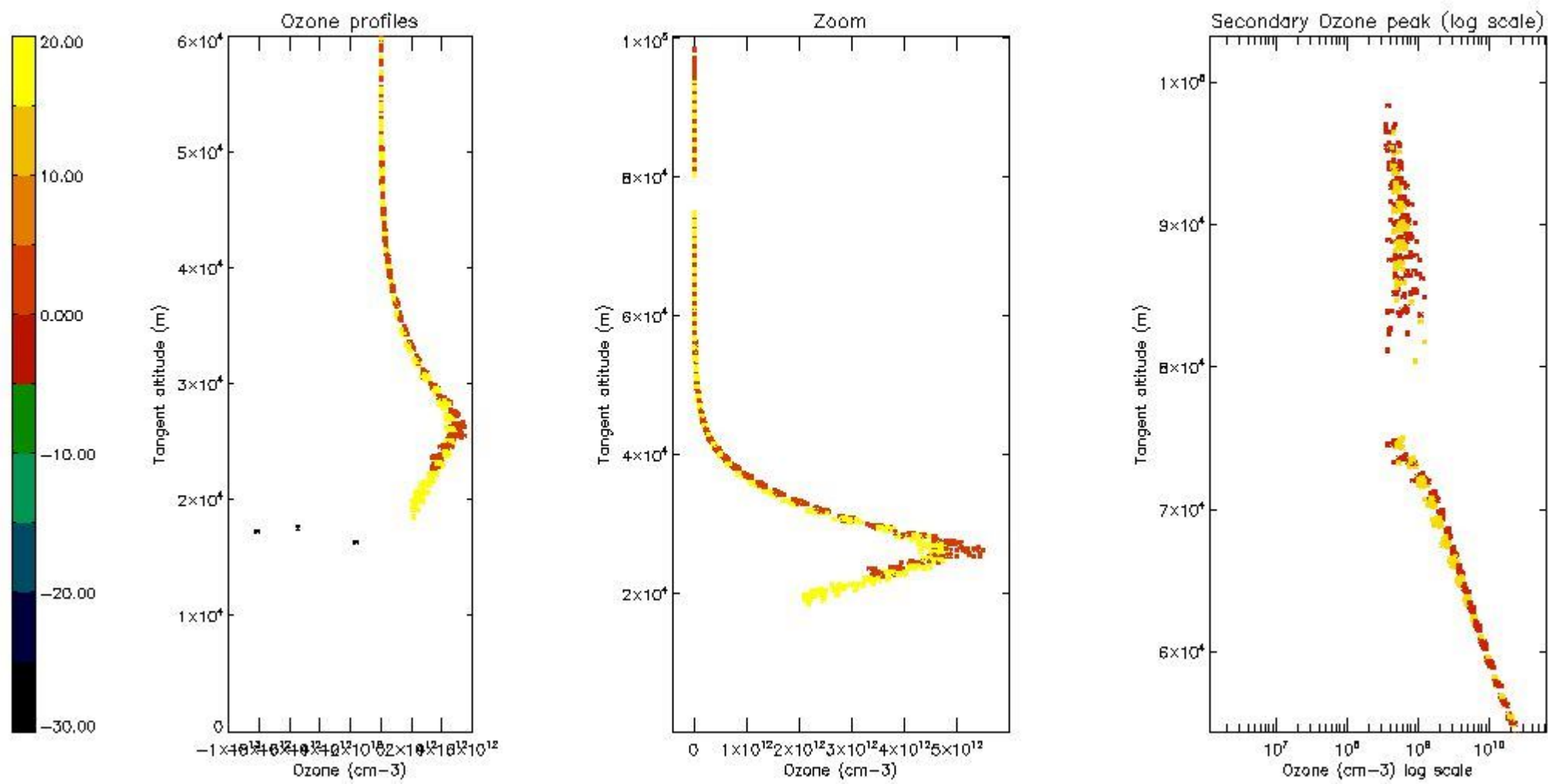
The colorbar represents the latitude.



*5.5 Plot ozone profiles where STD < 5% (dark without errors)*

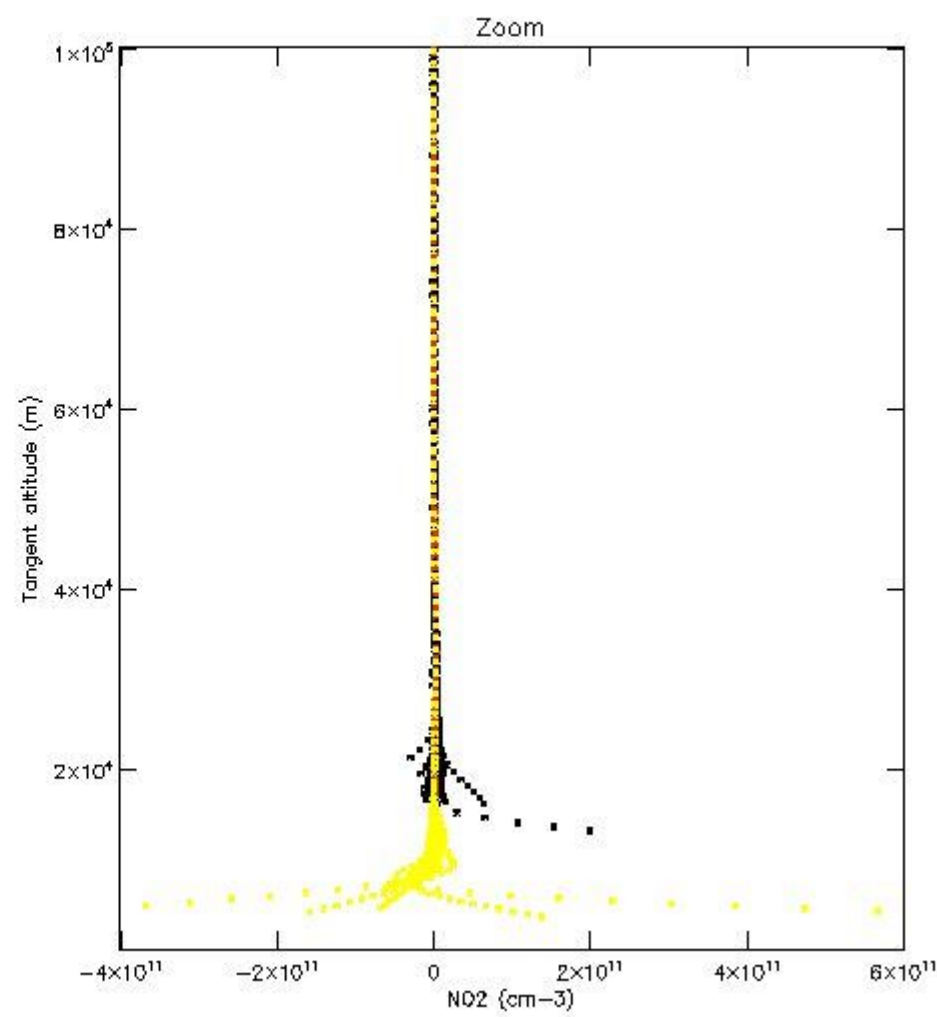
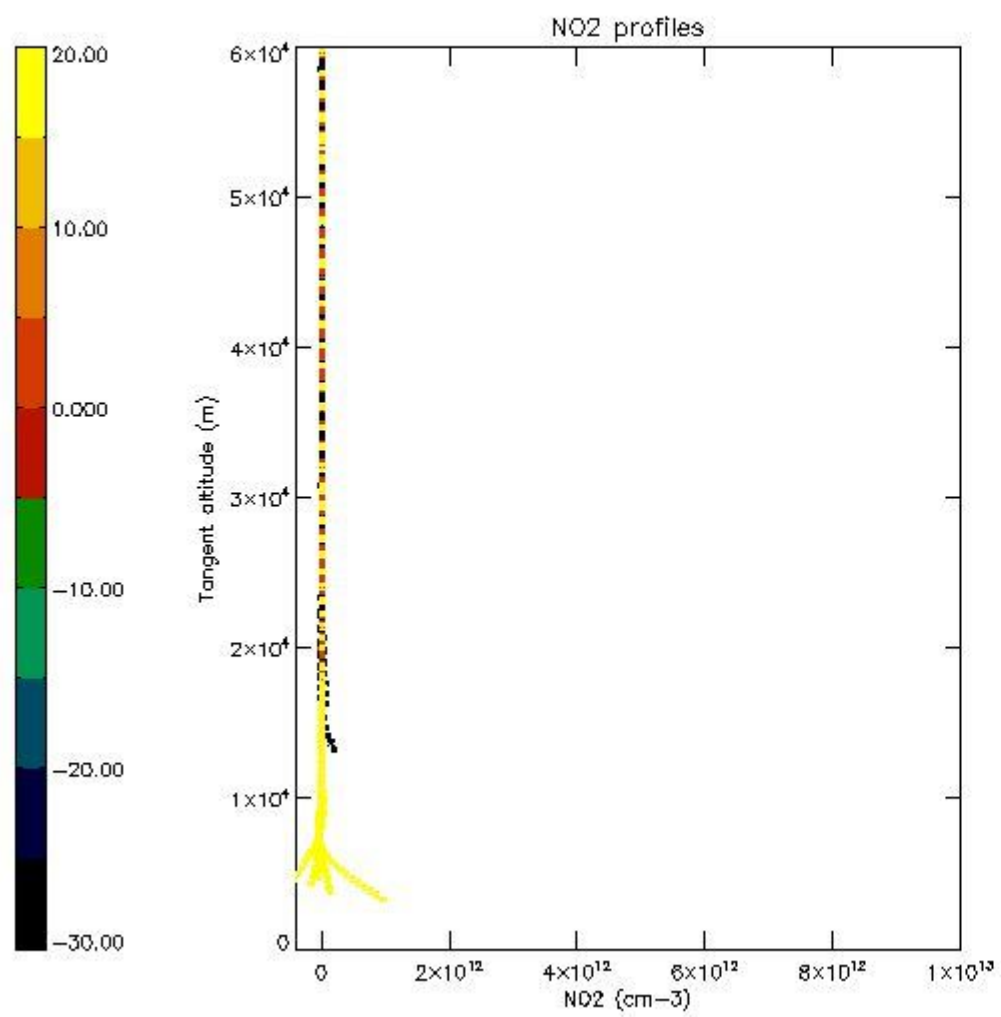
The colorbar represents the latitude.





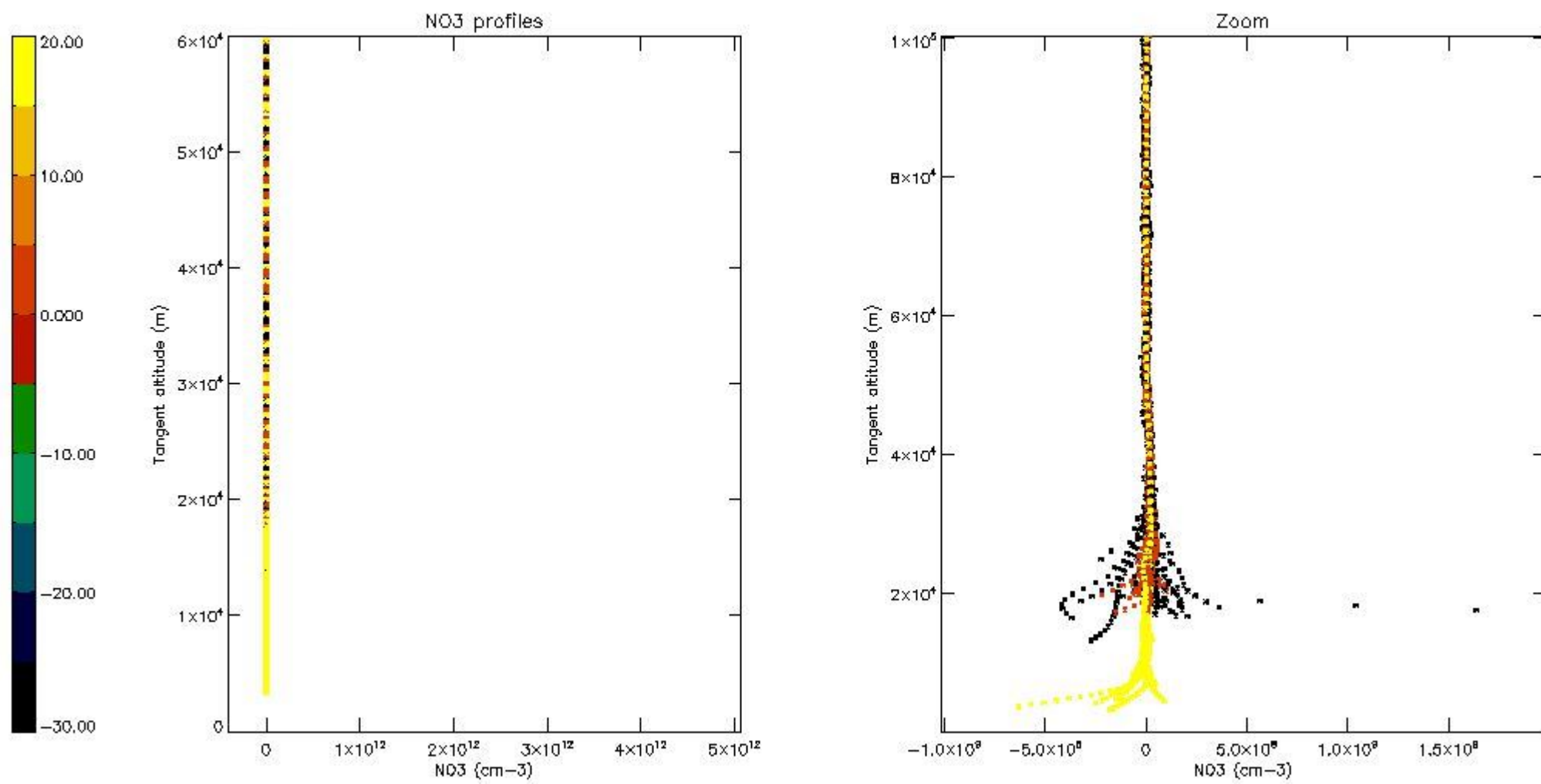
*5.6 Plot NO<sub>2</sub> profiles for all STD (dark without errors)*

The colorbar represents the latitude.



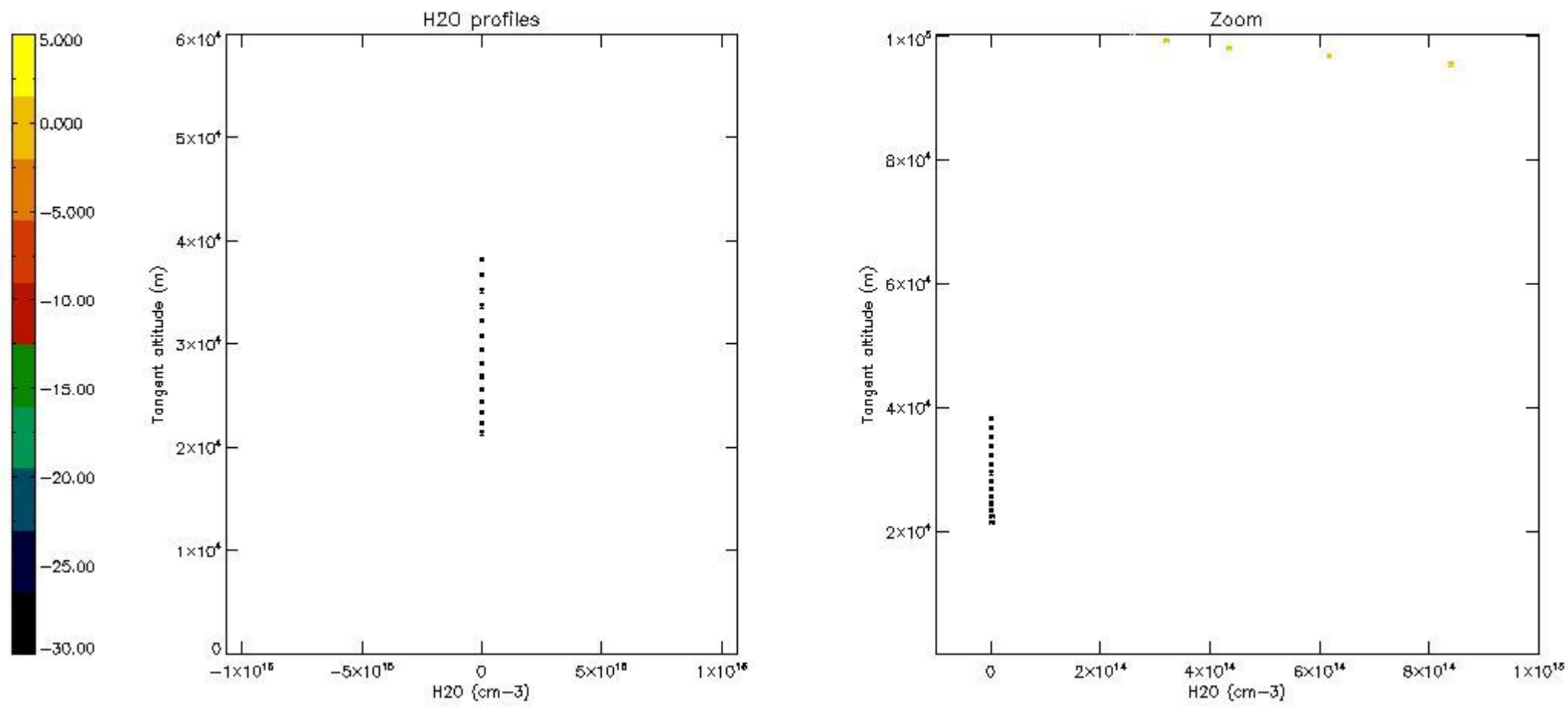
*5.7 Plot NO3 profiles for all STD (dark without errors)*

The colorbar represents the latitude.



*5.8 Plot H2O profiles for all STD (only for occultations of stars 1,2,3,4,13,14,16,26,63 dark without errors)*

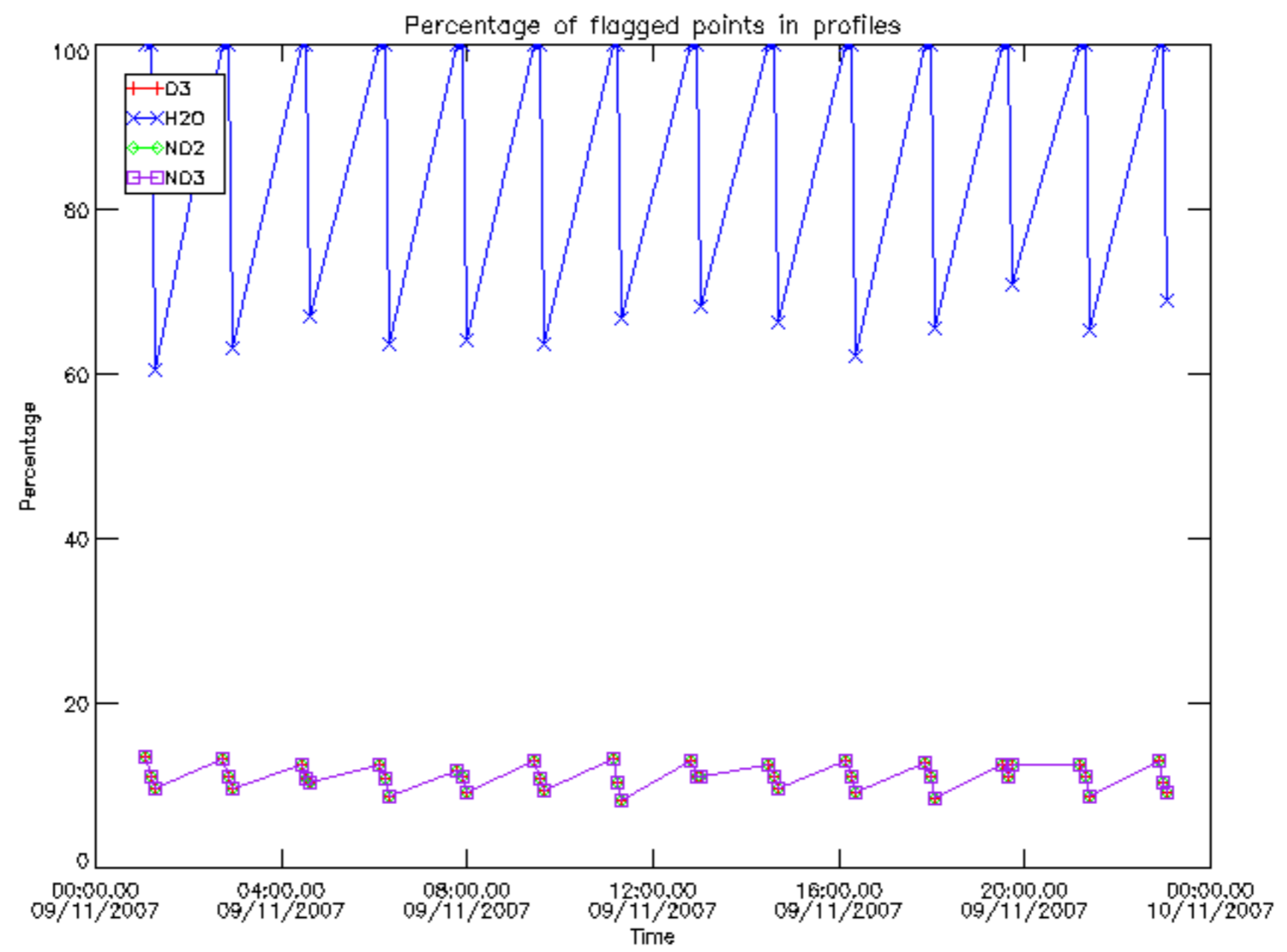
The colorbar represents the latitude.



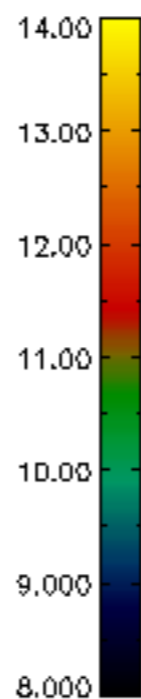
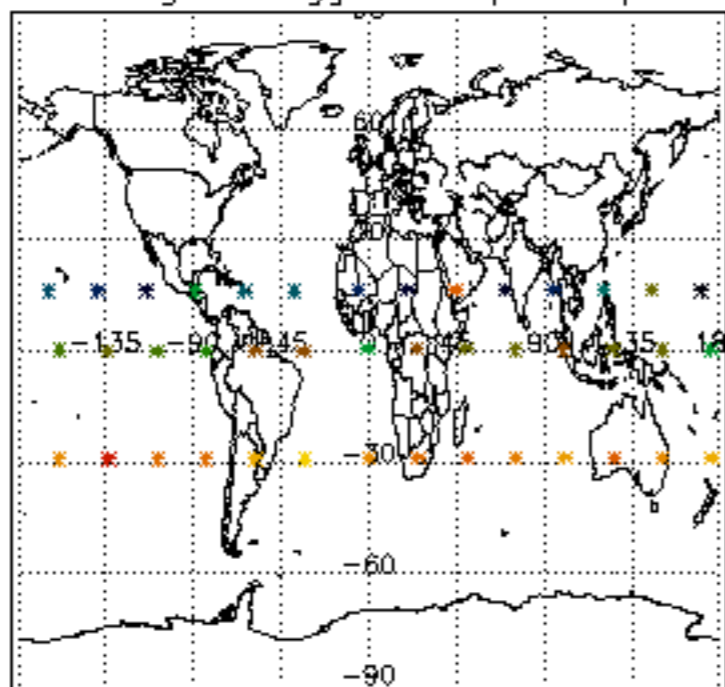
## 6. Auxiliary Data Files used for the production reported in section 2

The number reported in the third column indicates since which file (see list in section 2) the corresponding auxiliary file has been used. The fourth column is the date of those product files.

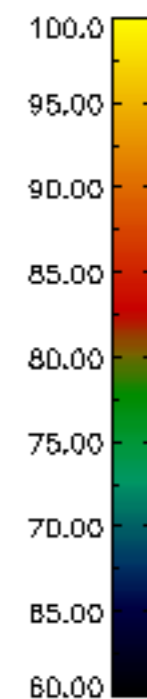
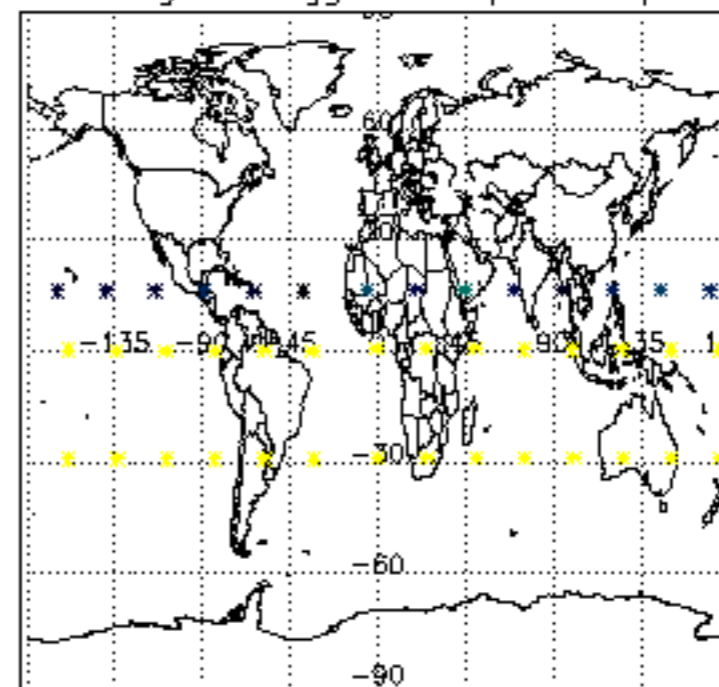
Type	Auxiliary Filename	Used since product	Used since product date
INST_PHYS_CHARACTERISTICS	GOM_INS_AXVIEC20091111_143220_20030716_120000_20500101_000000	1	09-NOV-2007 00:03:28
LEVEL-2_PROC_CONFIG	GOM_PR2_AXVIEC20091111_152718_20020301_000000_20500101_000000	1	09-NOV-2007 00:03:28
CROSS_SECTIONS_FILE	GOM_CRS_AXVIEC20091111_154832_20020301_000000_20500101_000000	1	09-NOV-2007 00:03:28



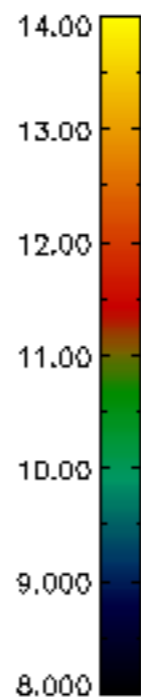
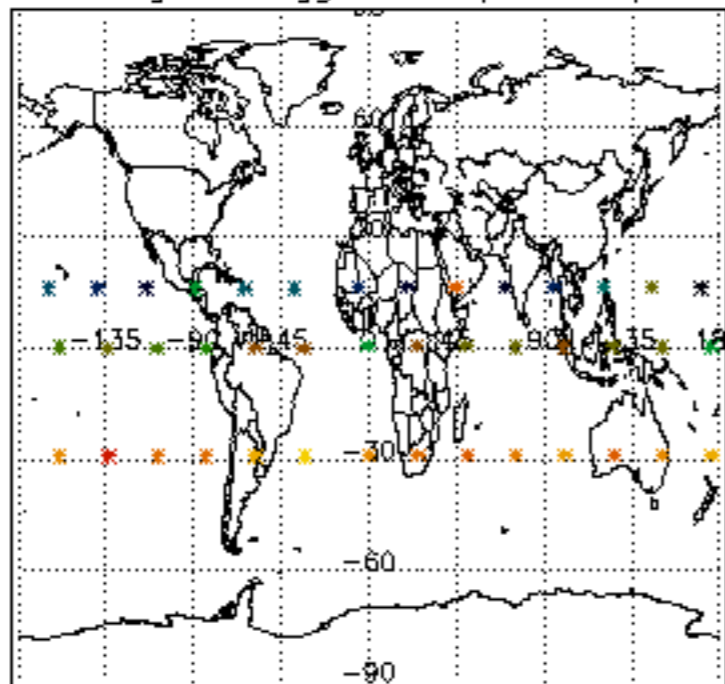
Percentage of flagged data per D3 profile



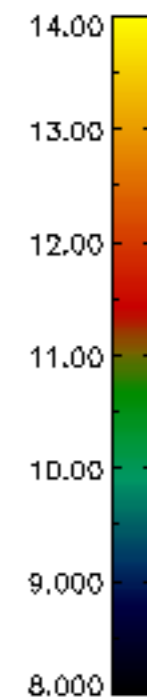
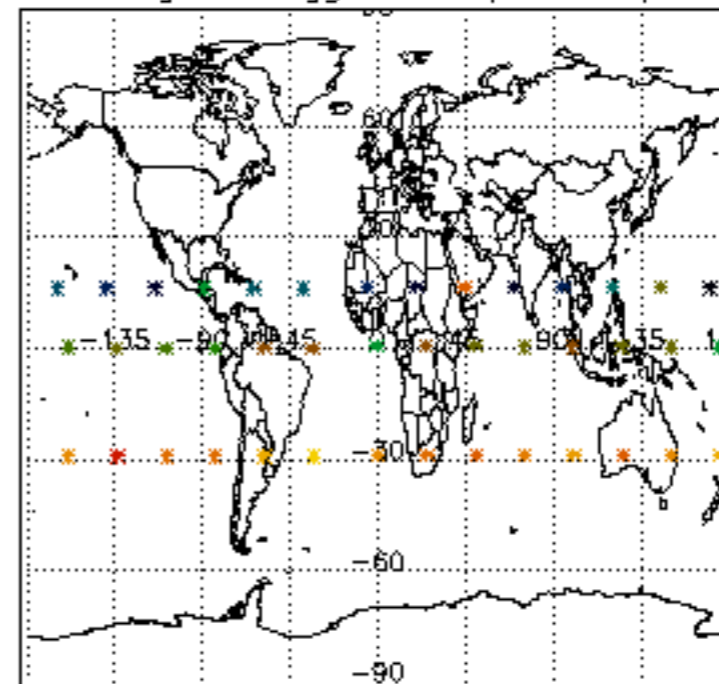
Percentage of flagged data per H2O profile

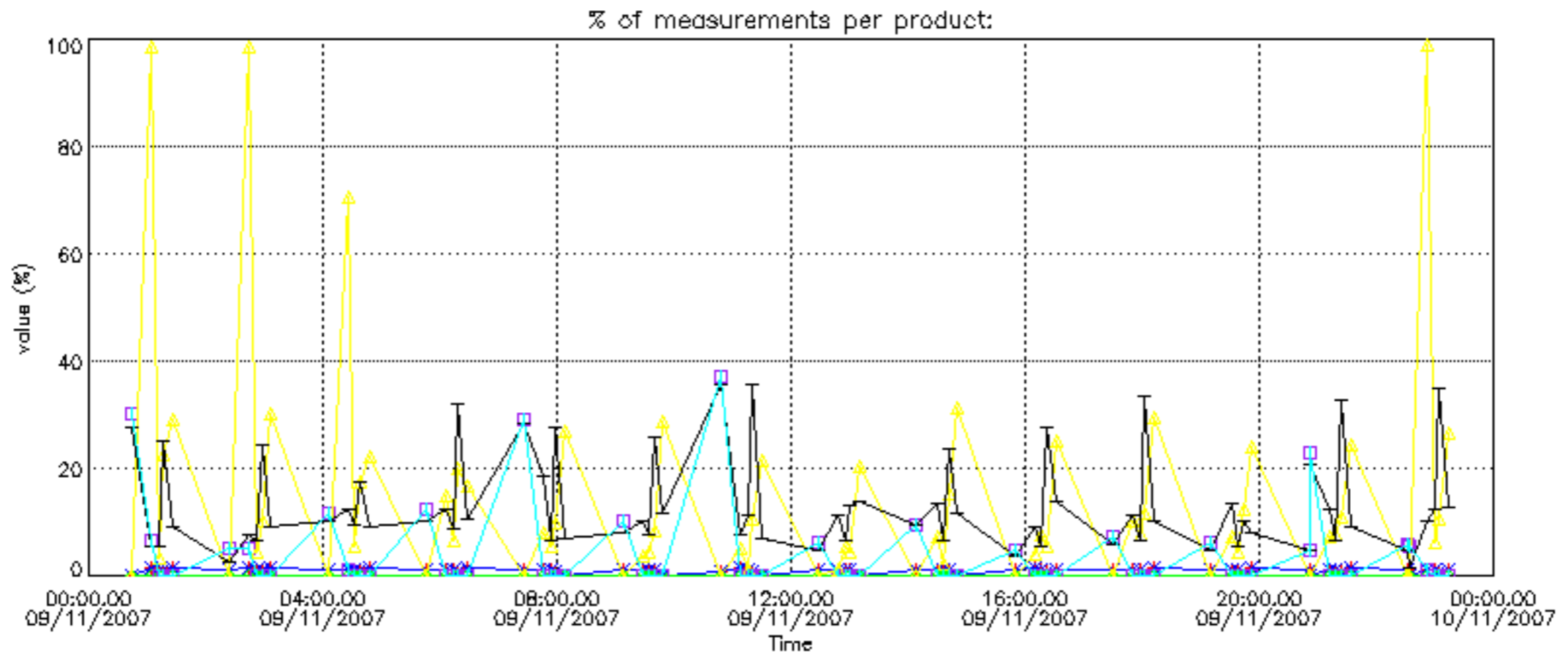


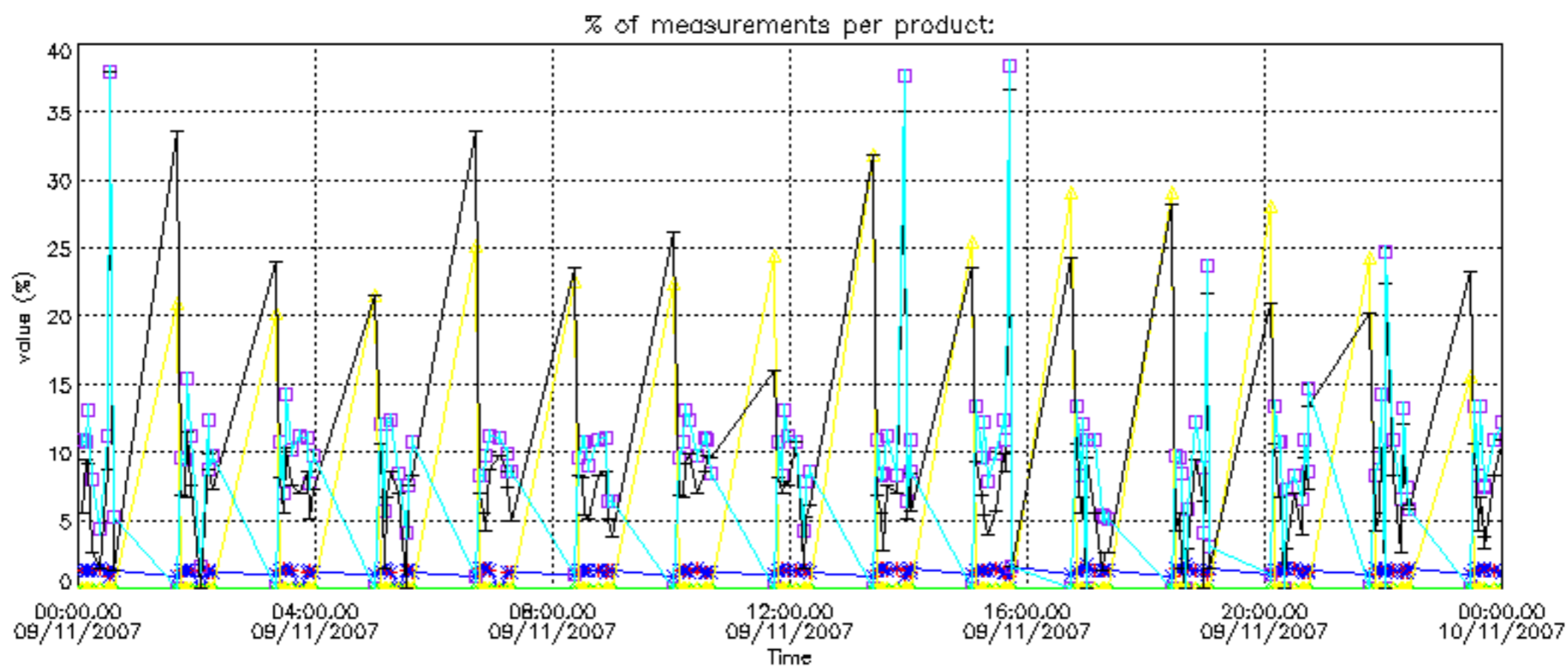
Percentage of flagged data per NO2 profile



Percentage of flagged data per NO3 profile

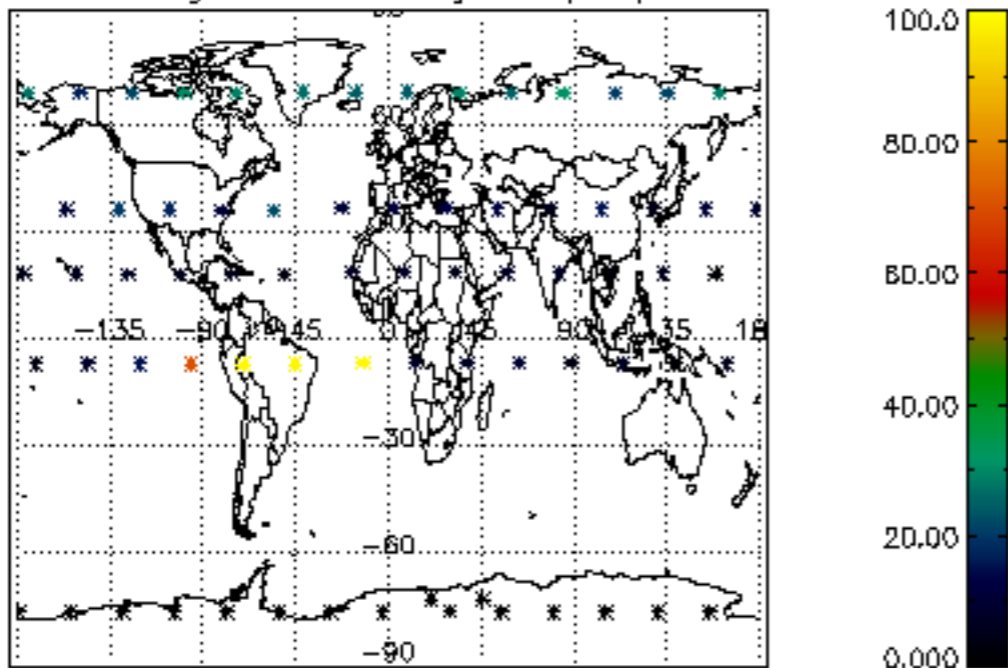




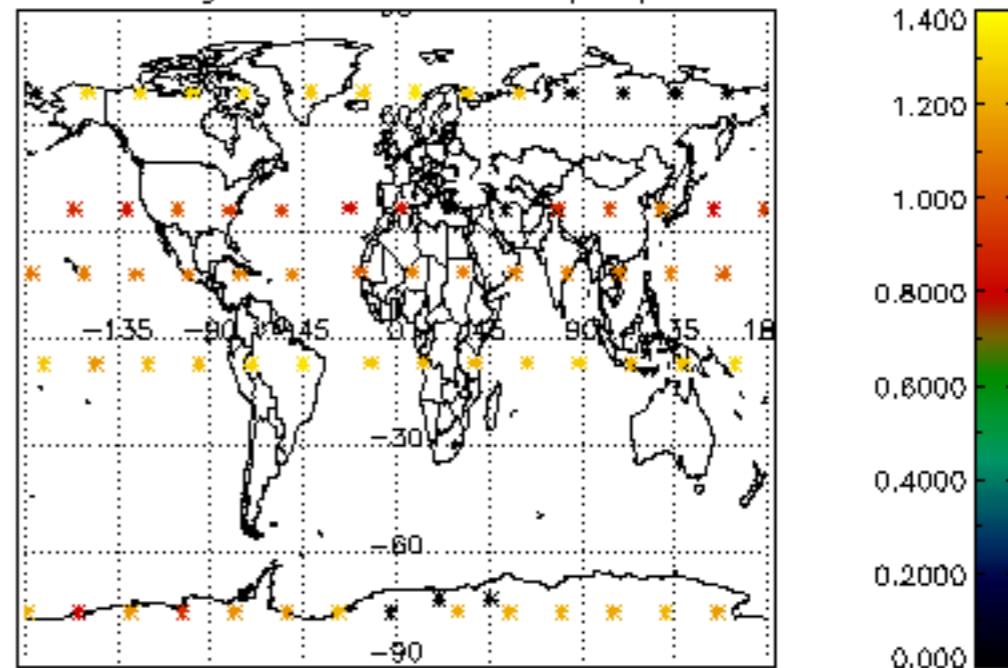




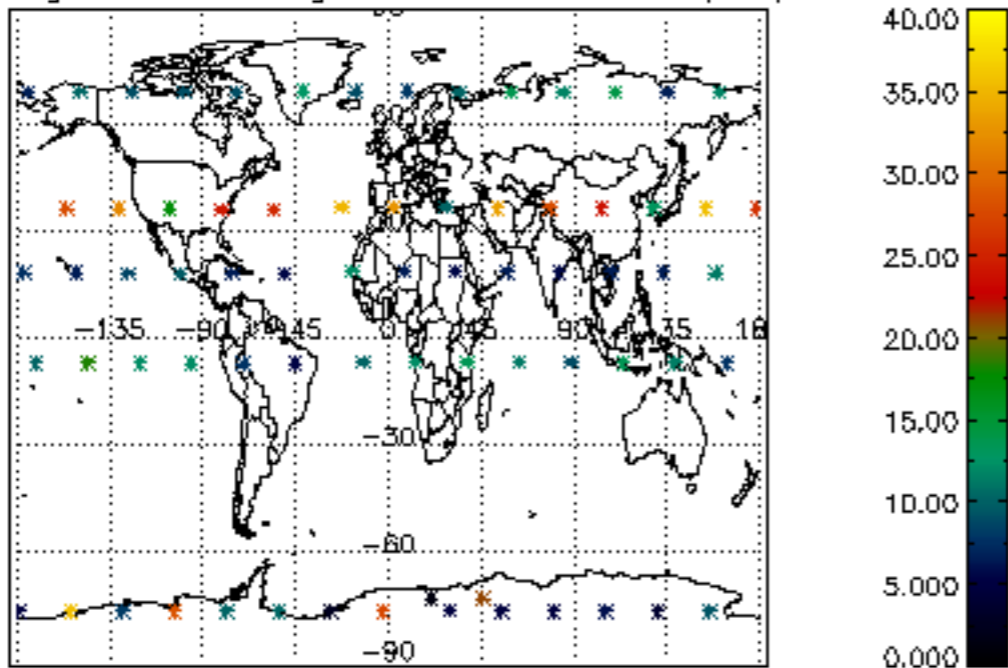
Percentage of cosmic ray hits per profile



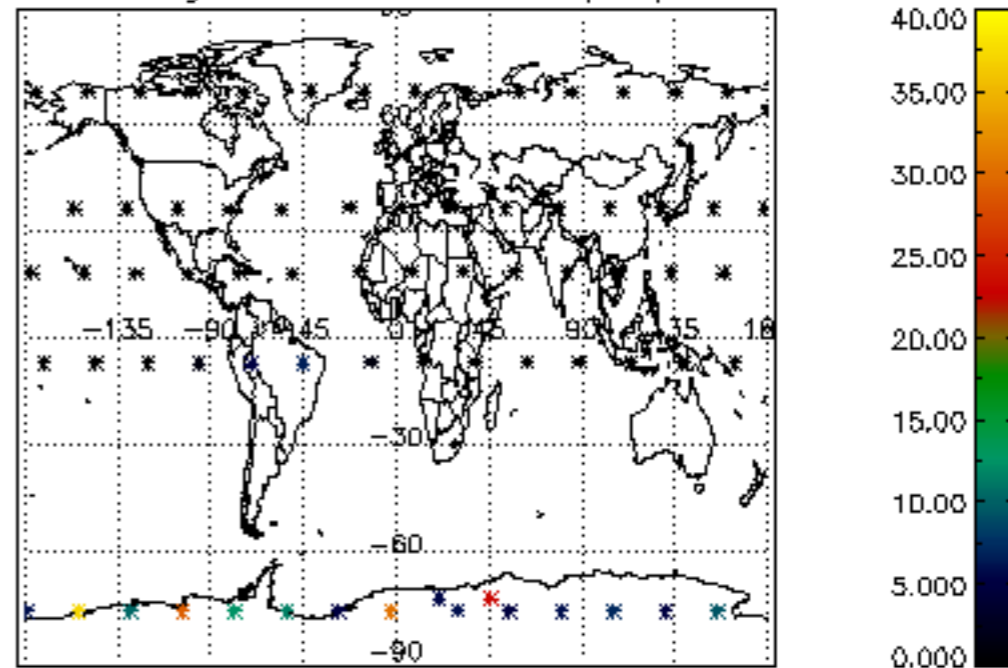
Percentage of datation errors per profile



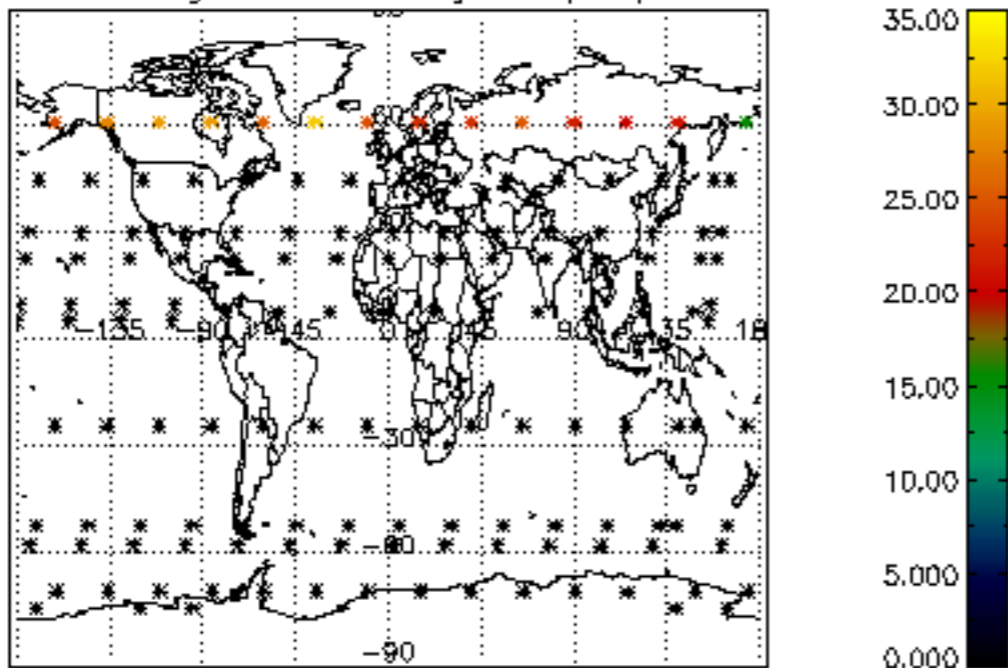
Percentage of star falling outside central band per profile



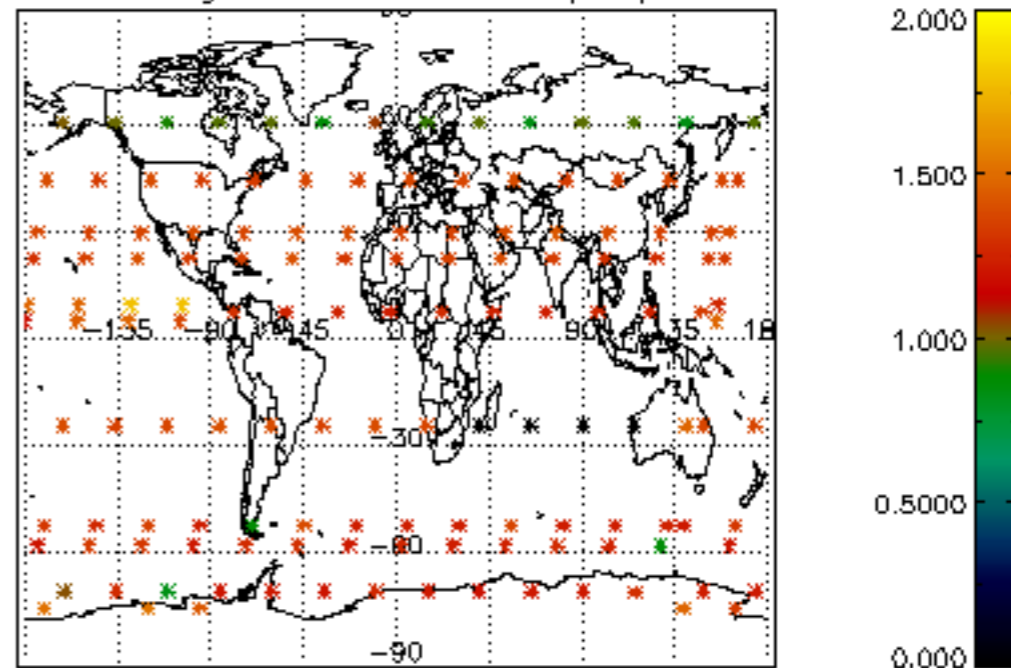
Percentage of saturation errors per profile



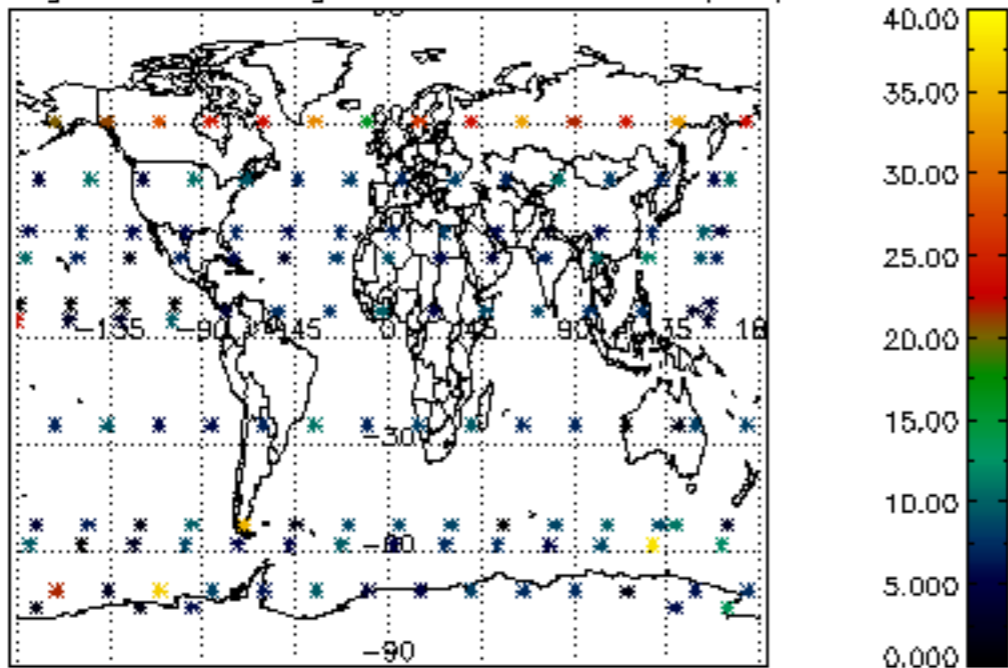
Percentage of cosmic ray hits per profile



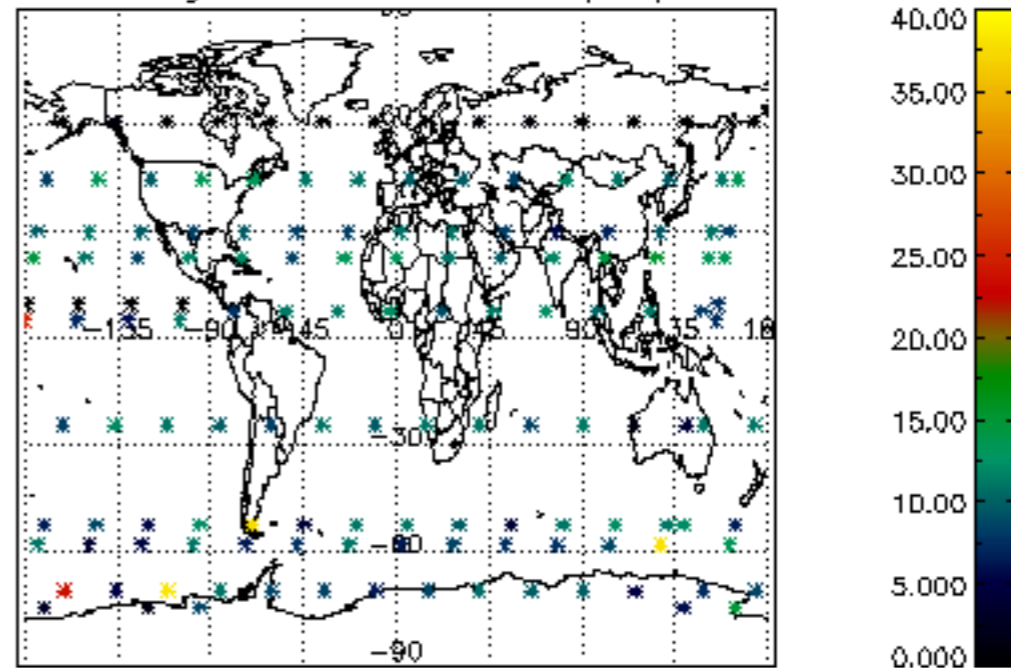
Percentage of datation errors per profile

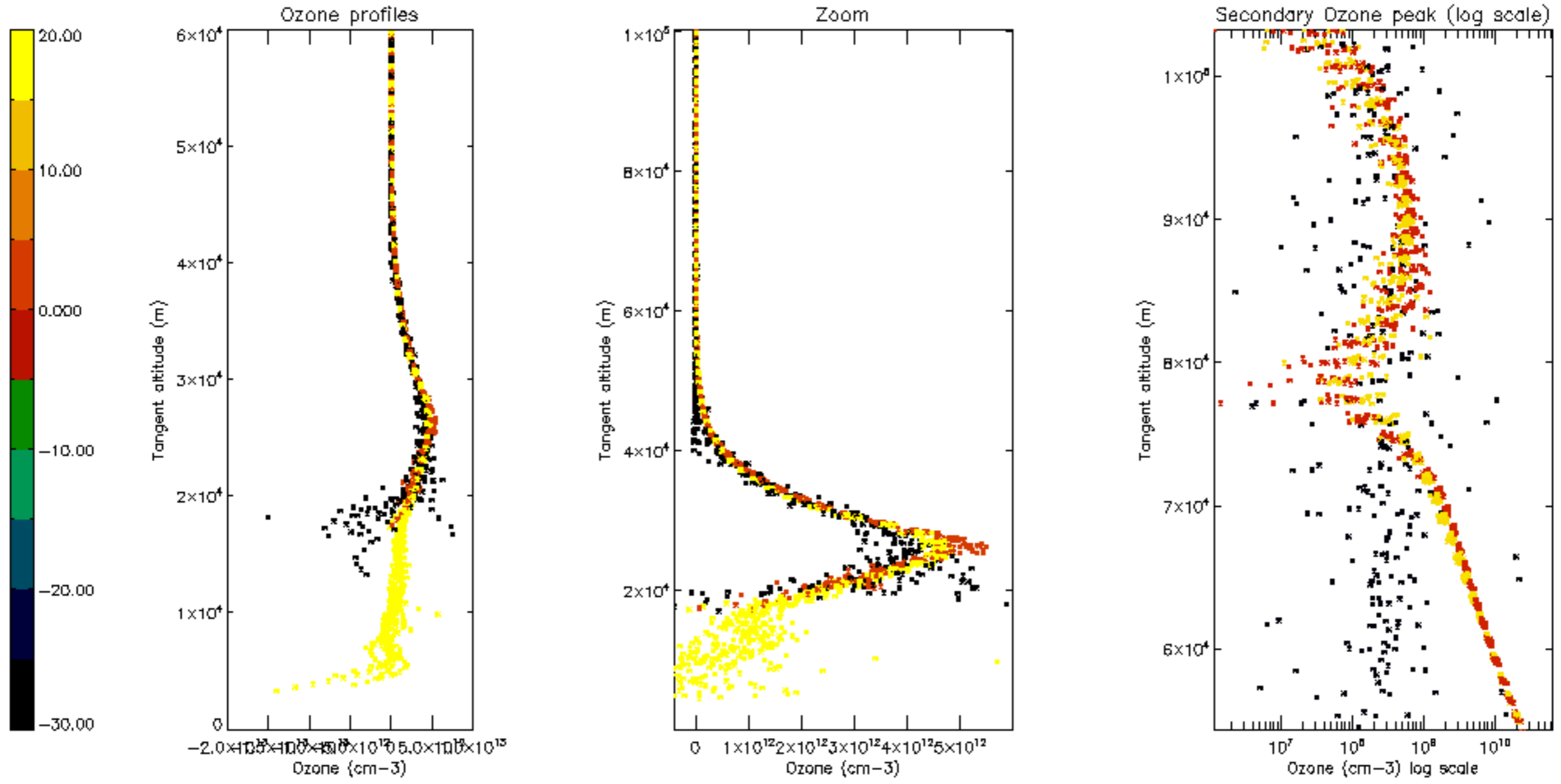


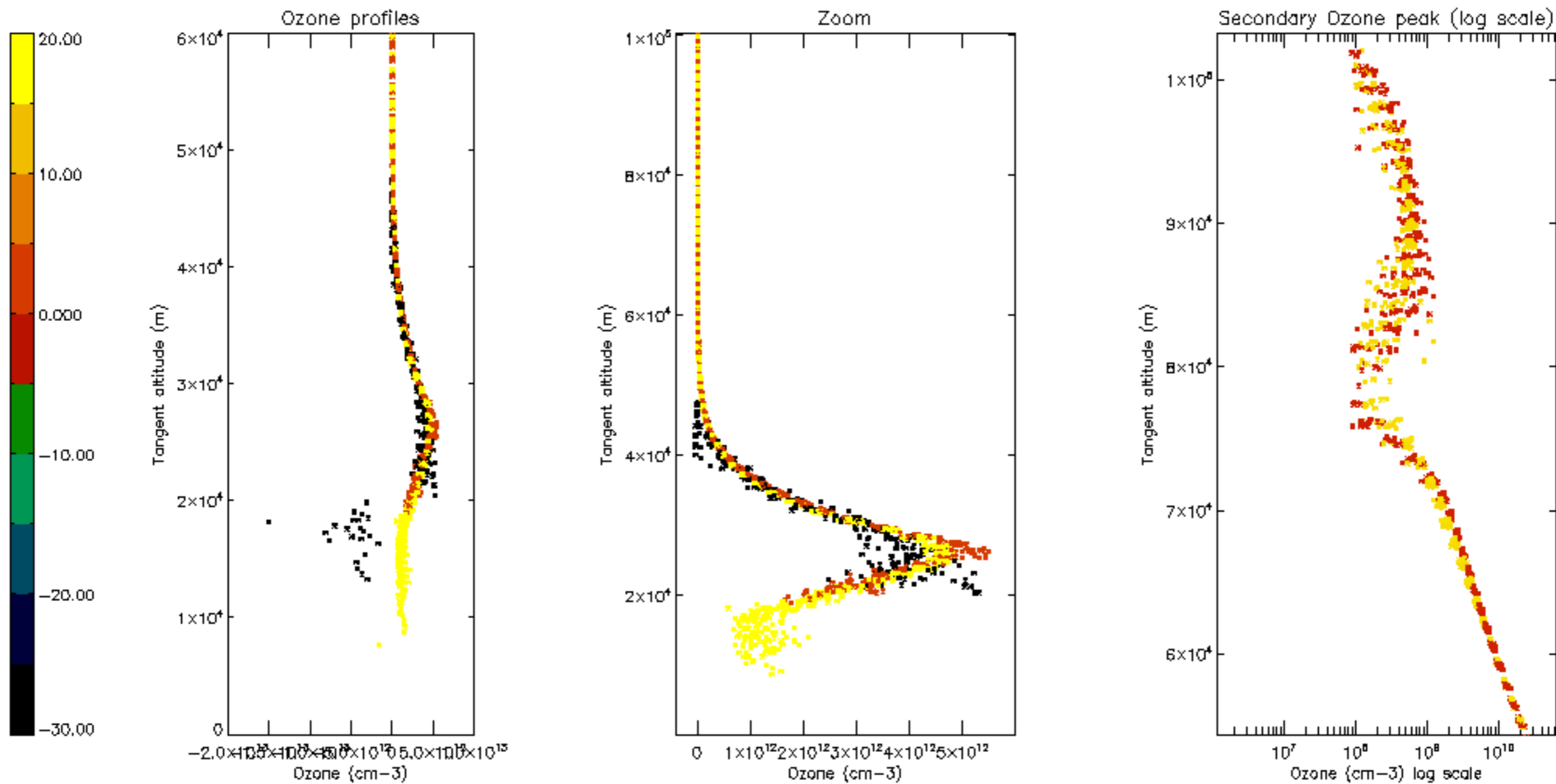
Percentage of star falling outside central band per profile

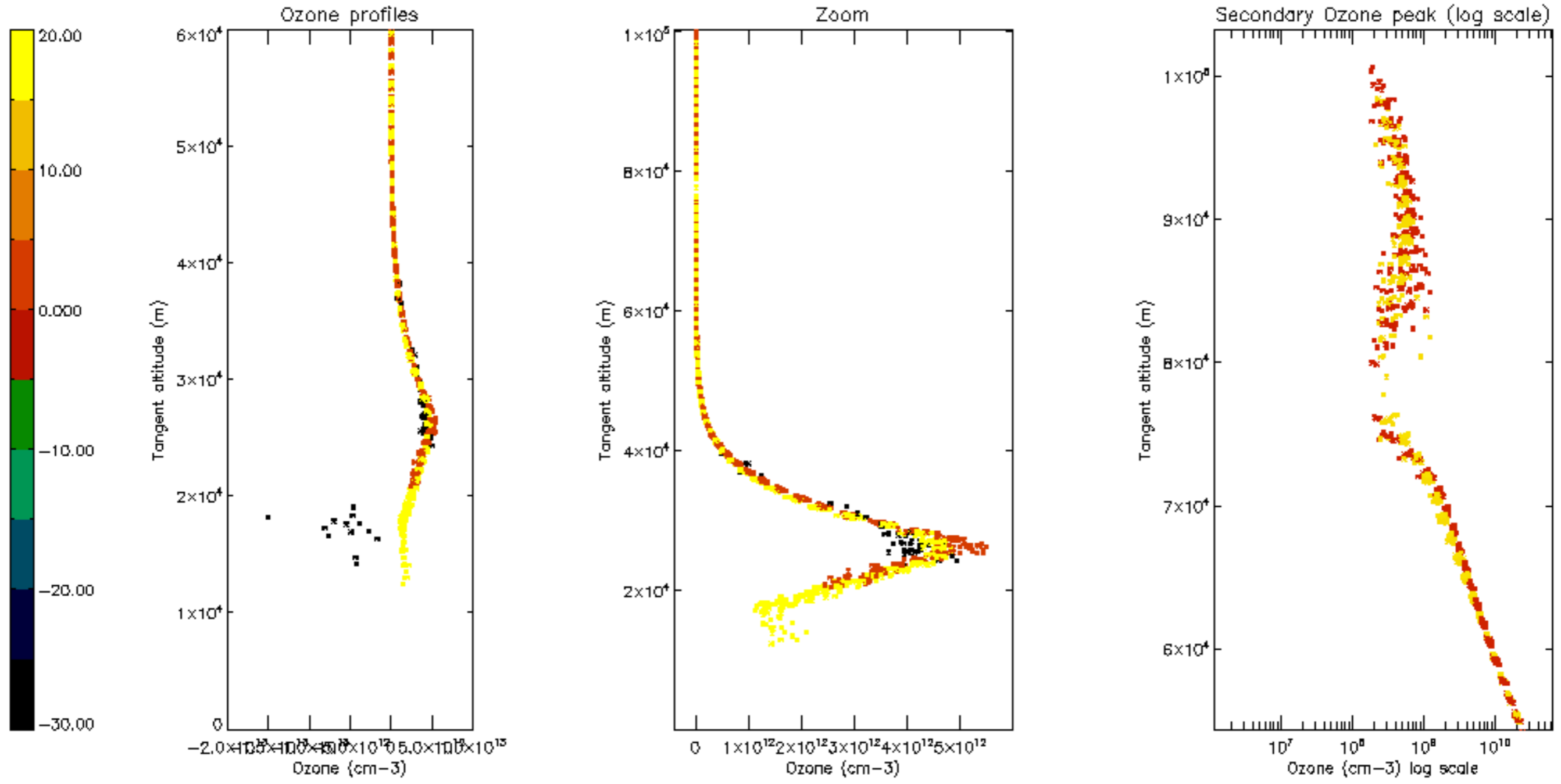


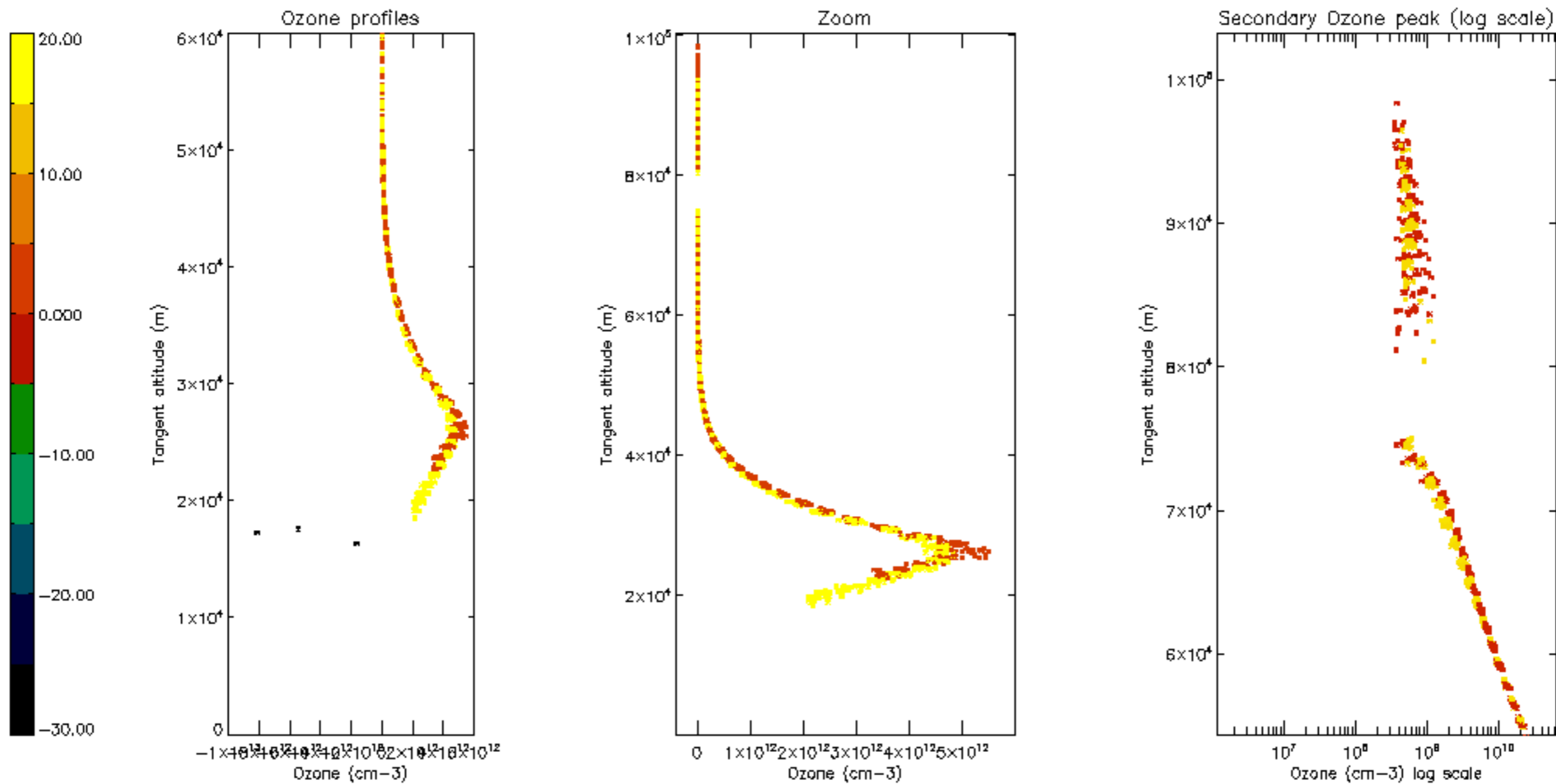
Percentage of saturation errors per profile

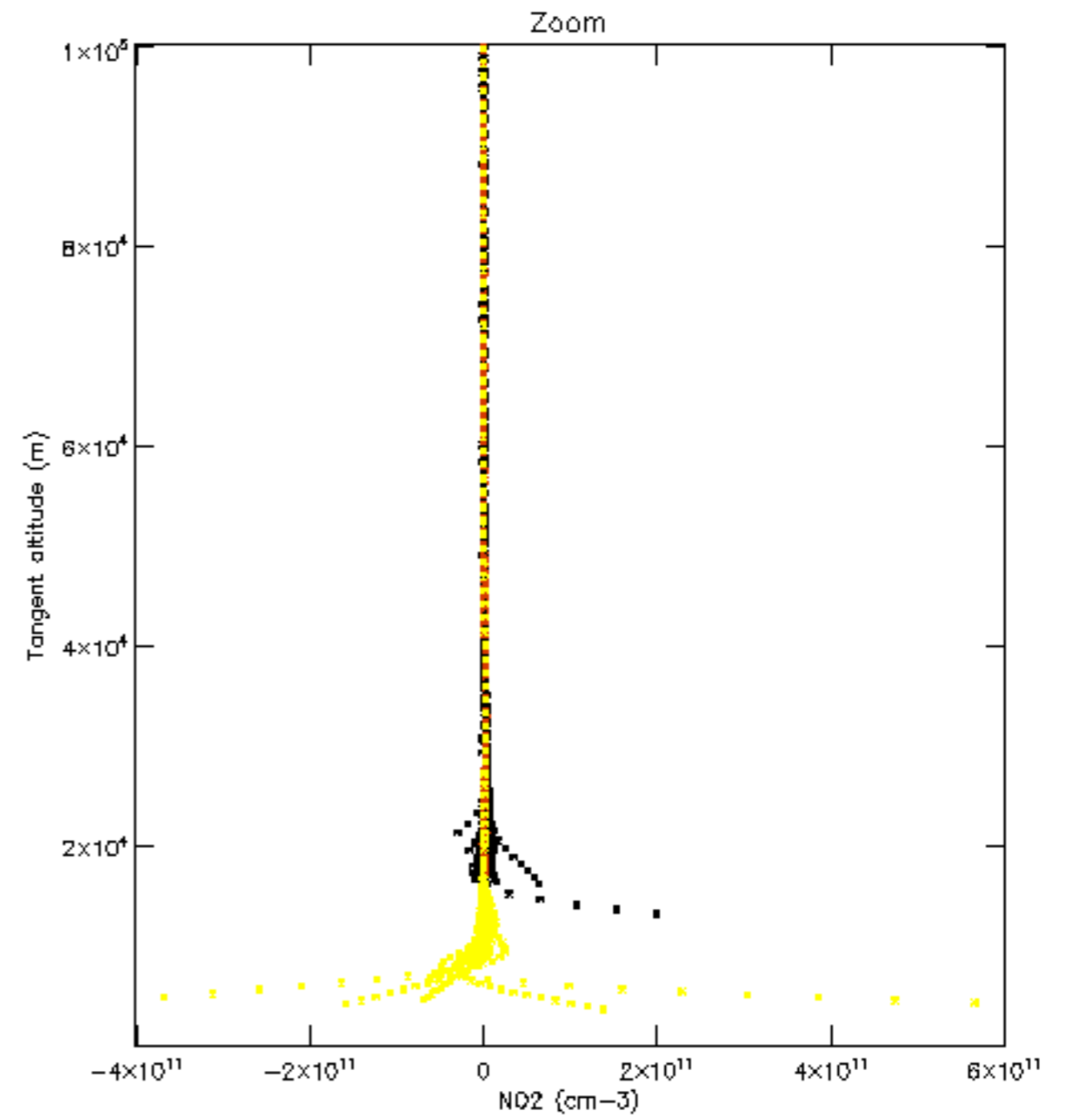
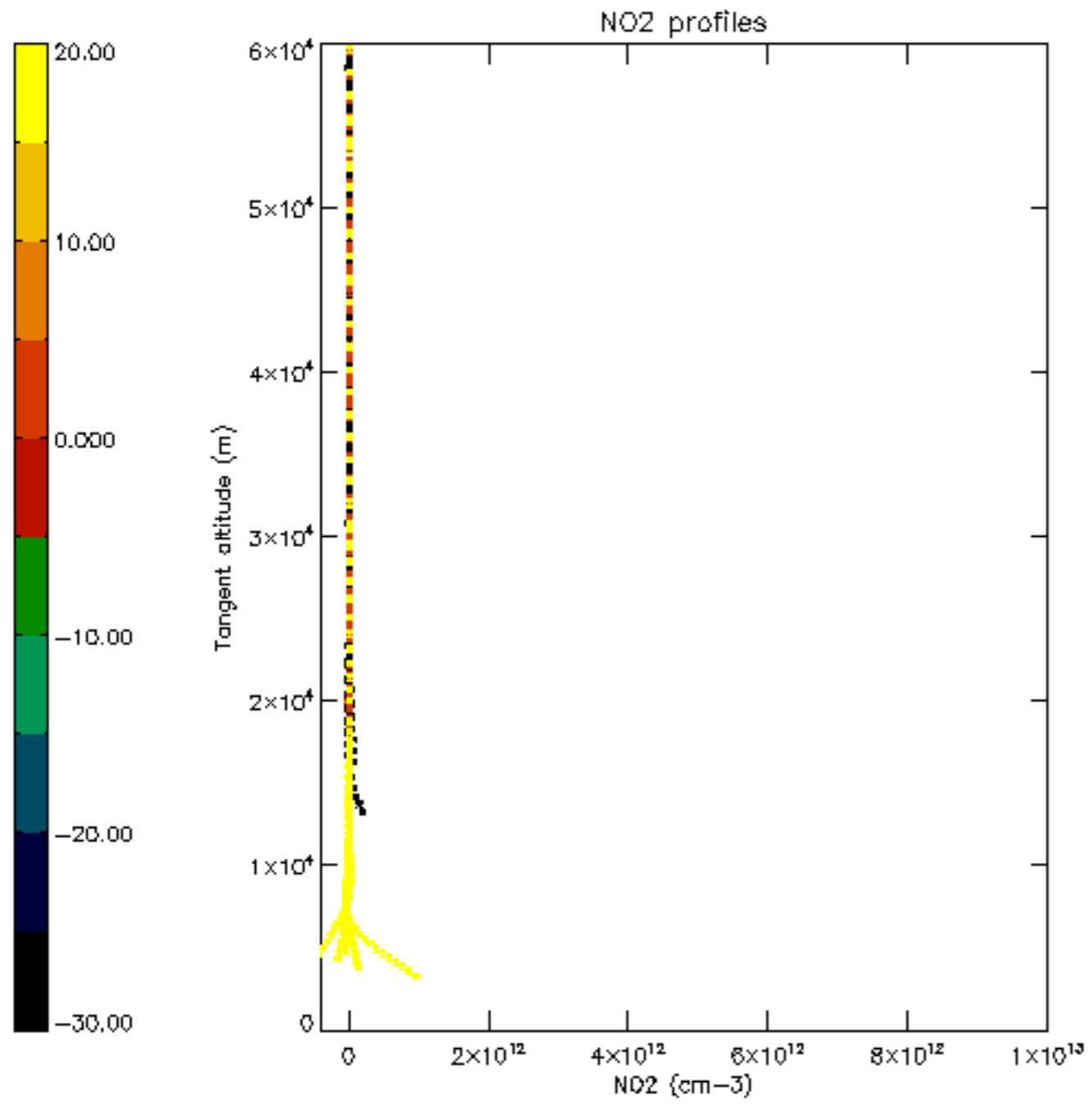


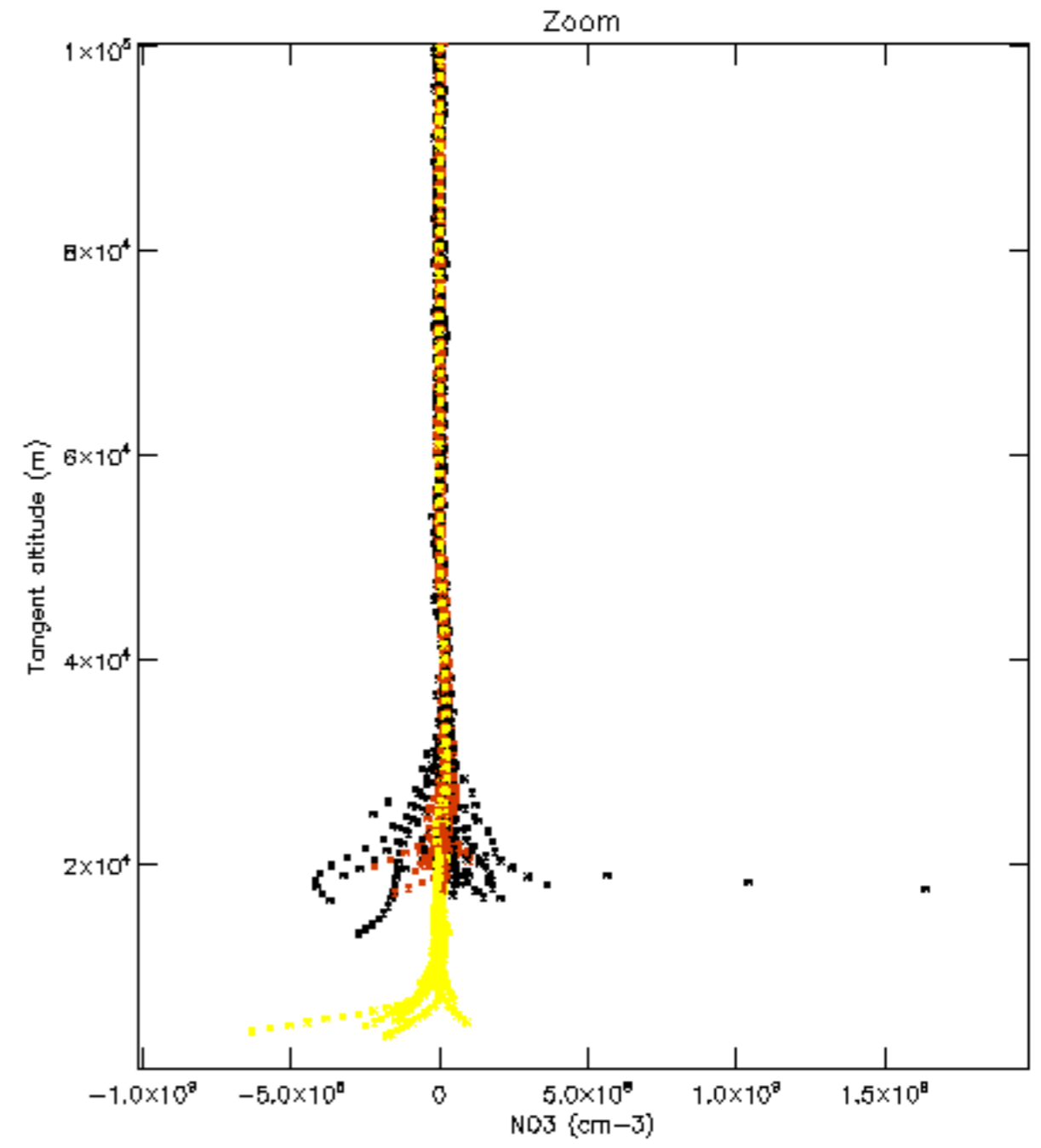
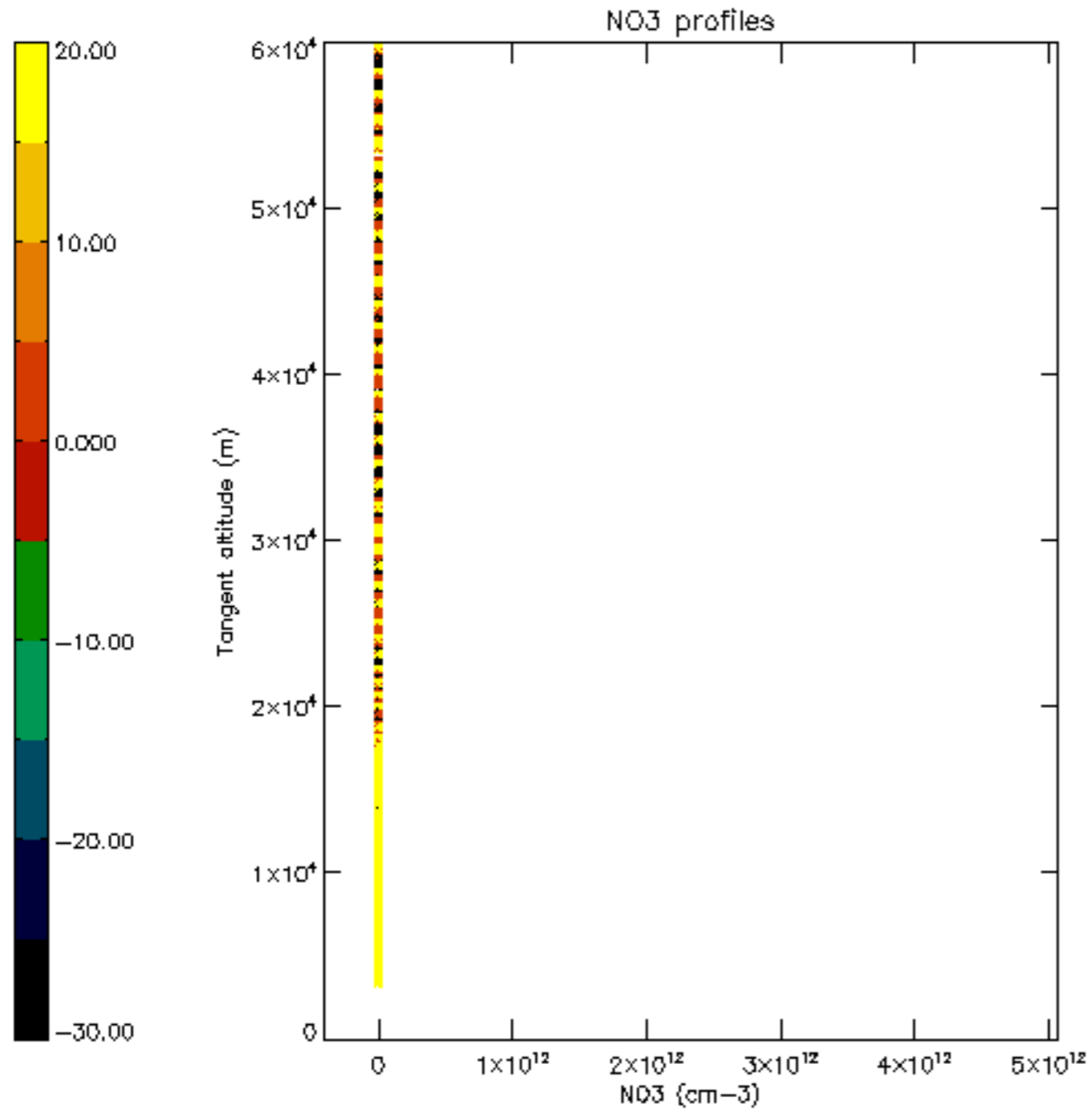




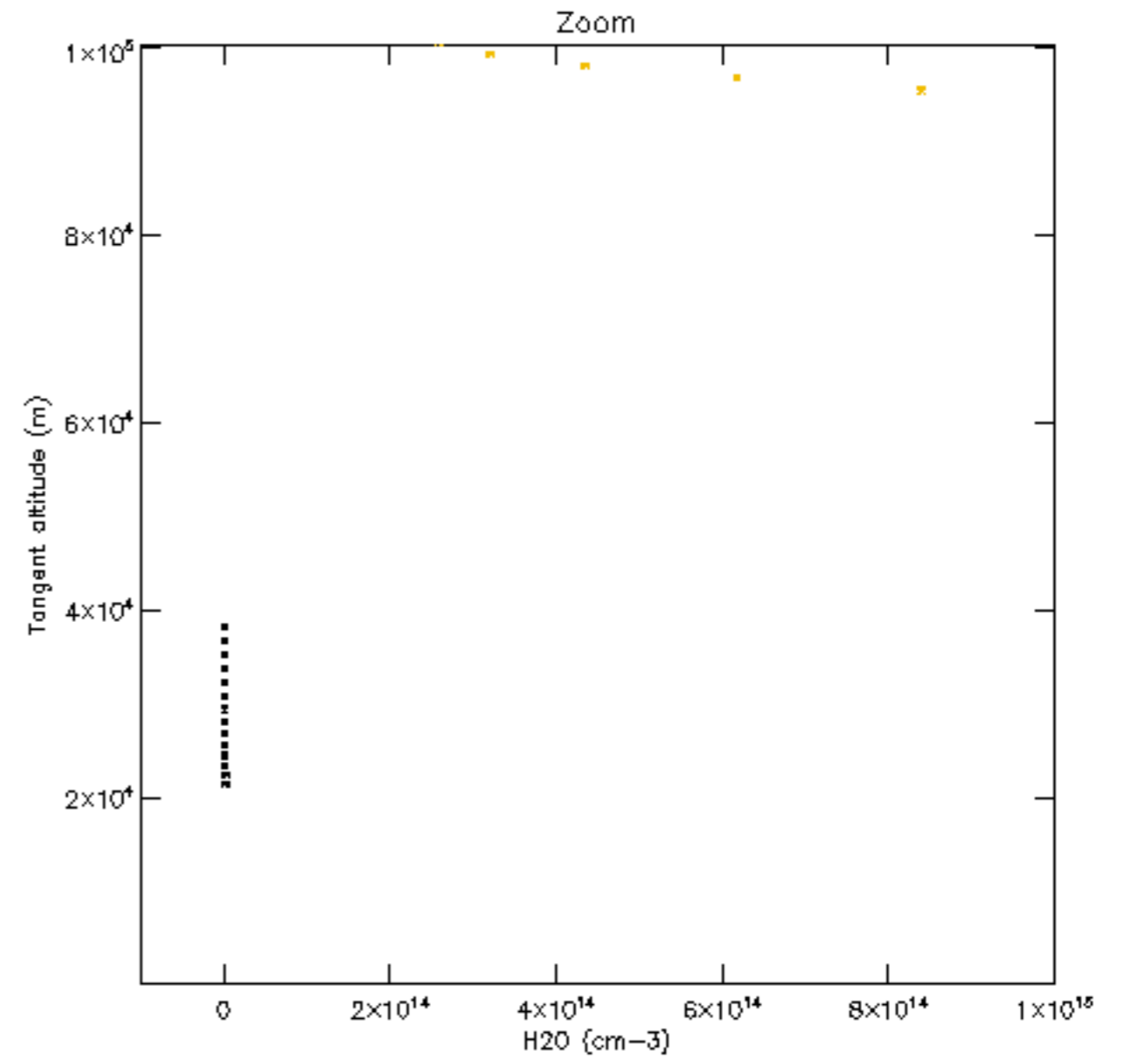
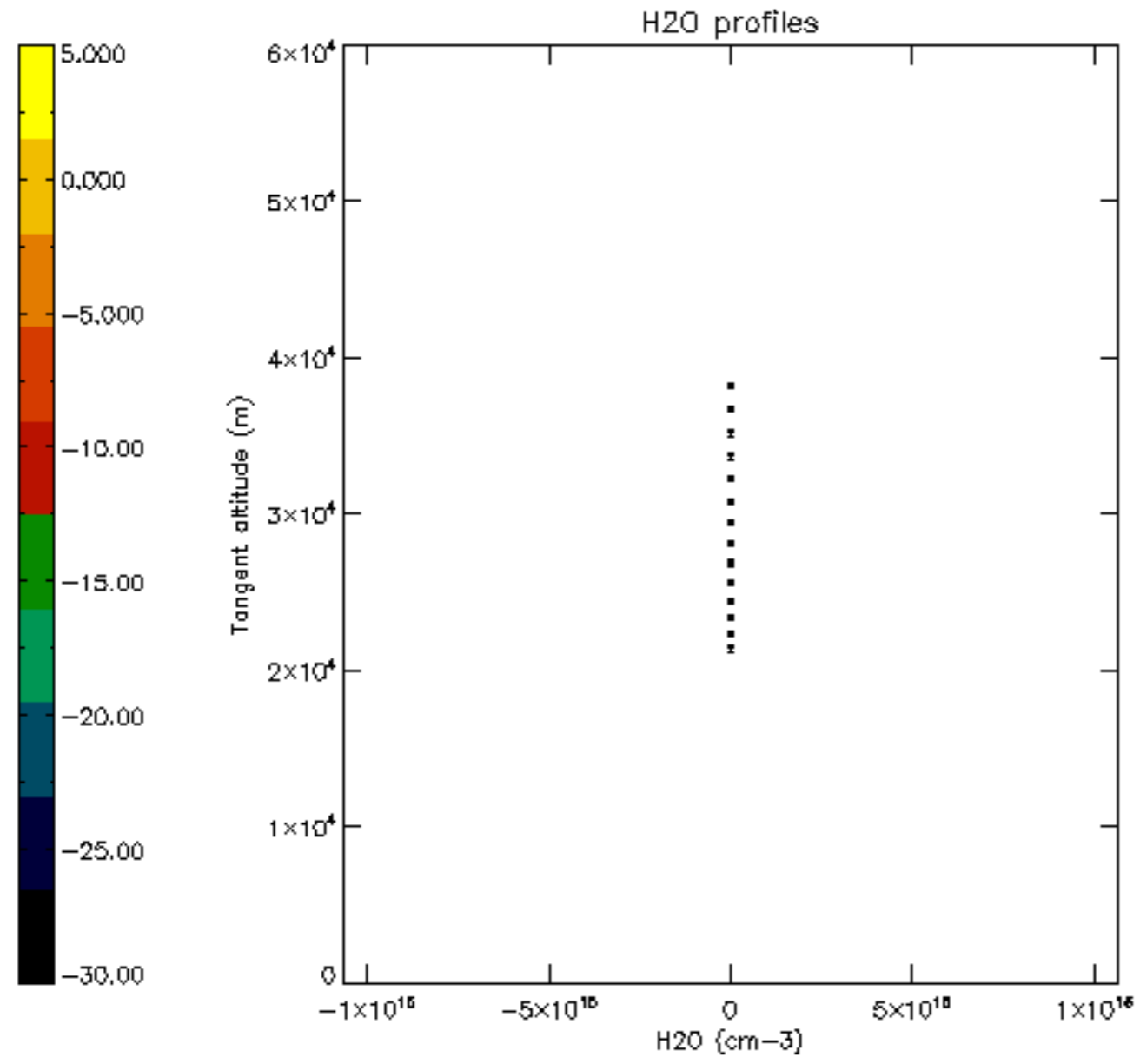


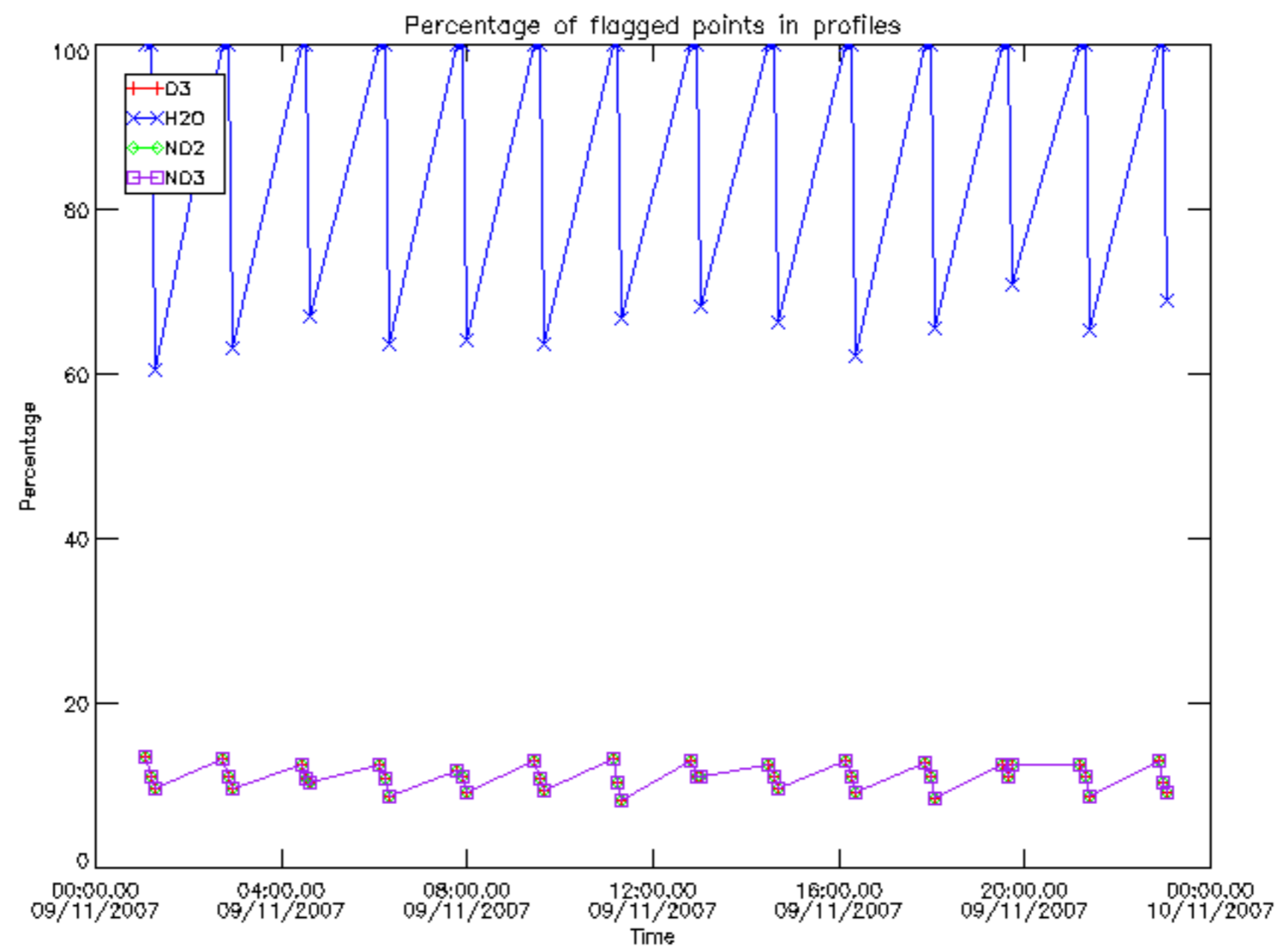




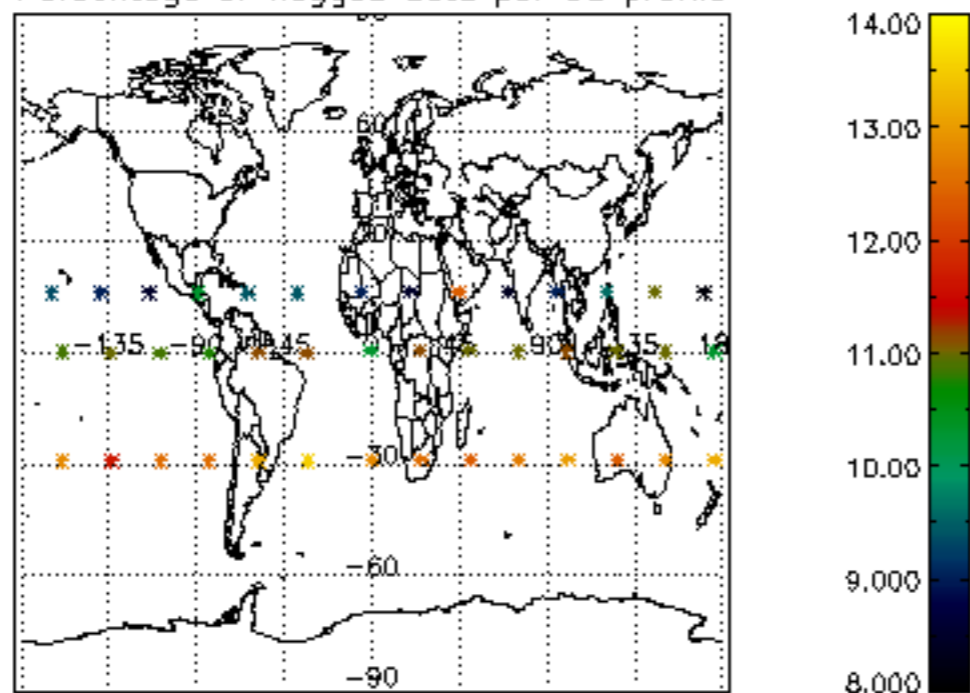




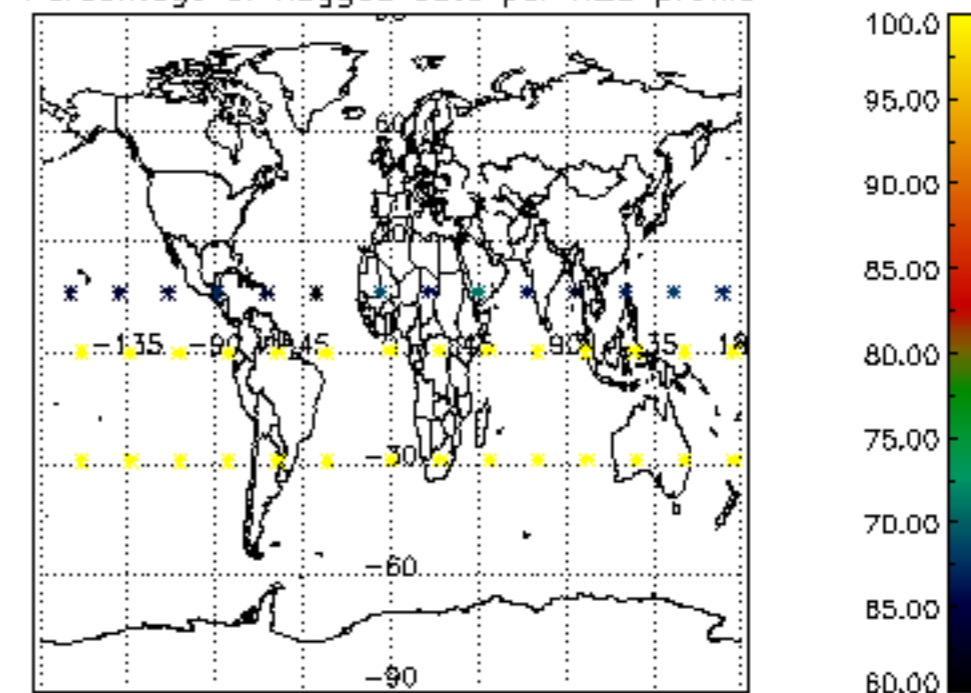




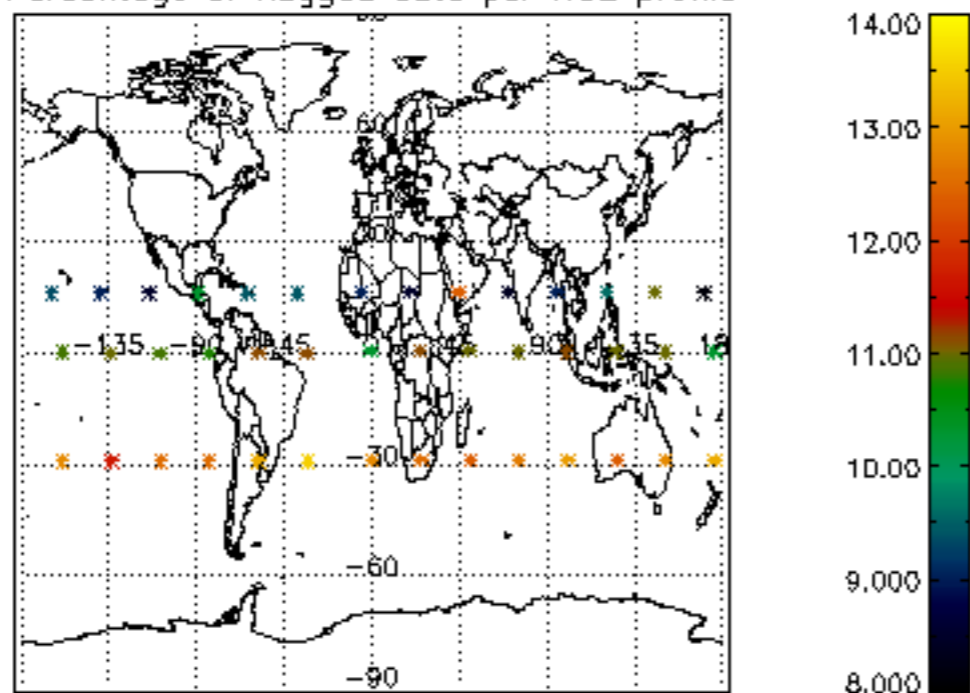
Percentage of flagged data per D3 profile



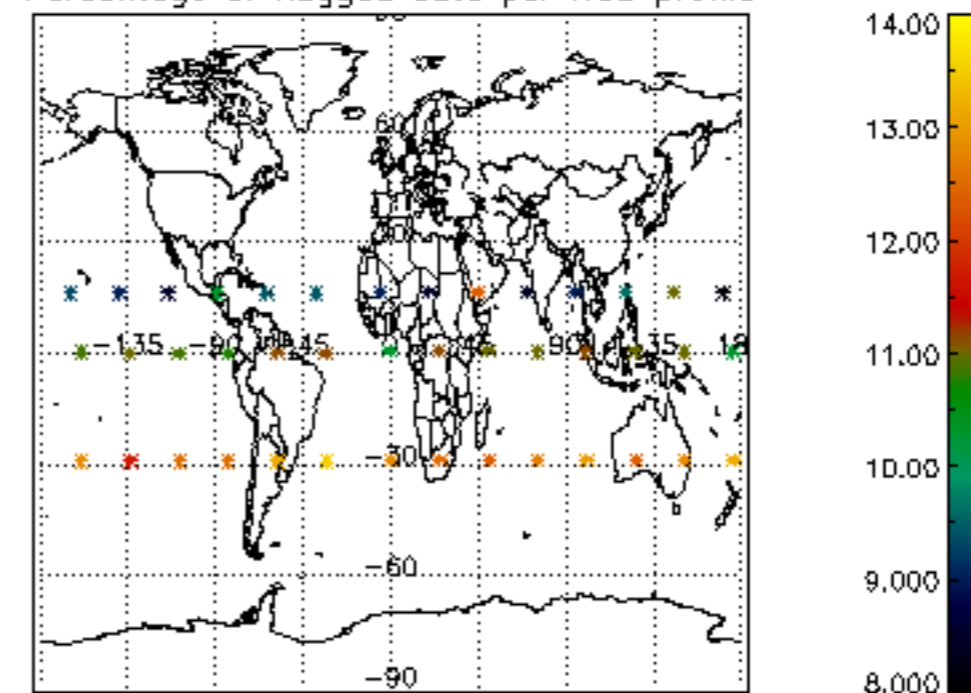
Percentage of flagged data per H2O profile

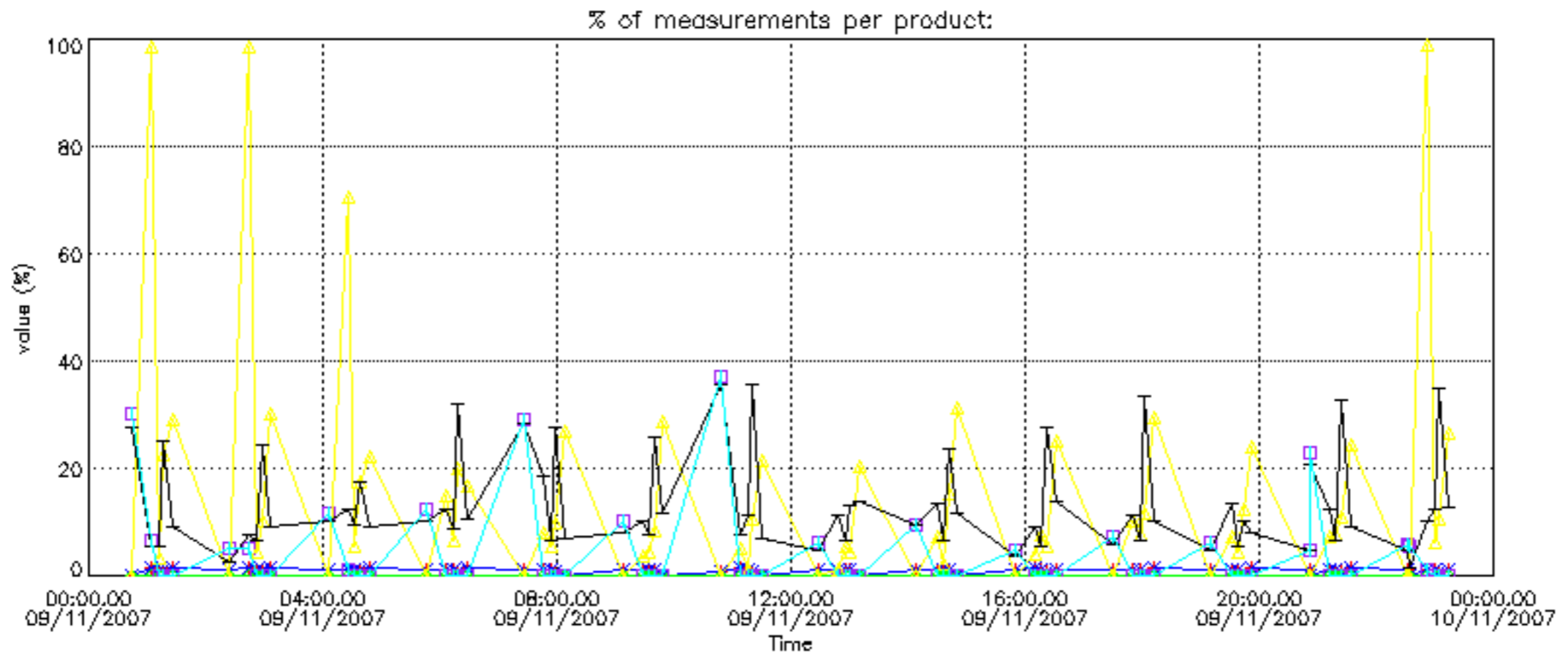


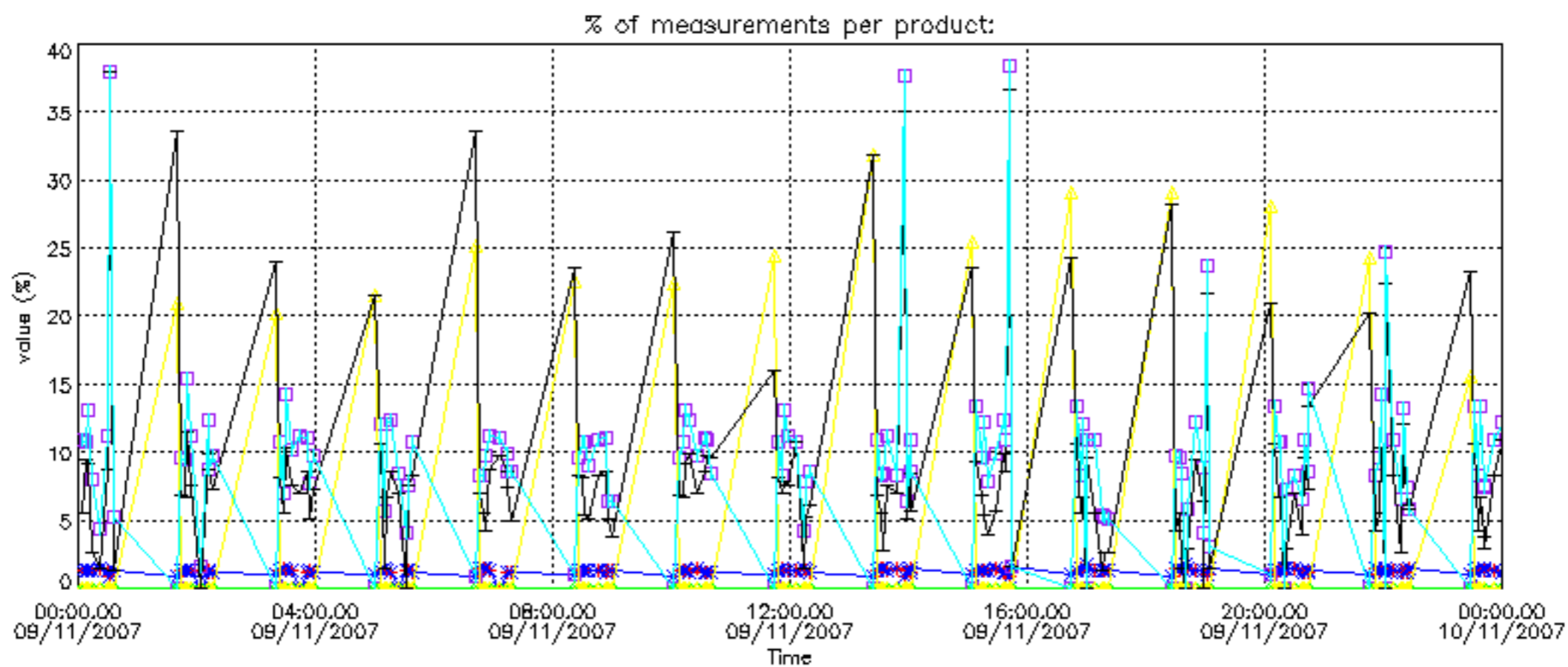
Percentage of flagged data per NO2 profile



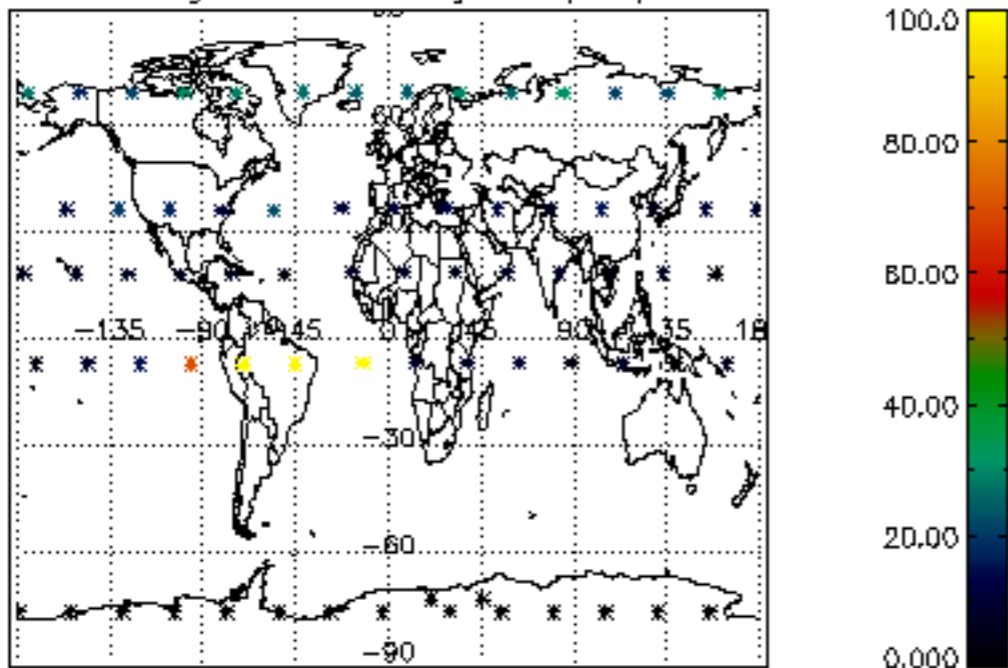
Percentage of flagged data per NO3 profile



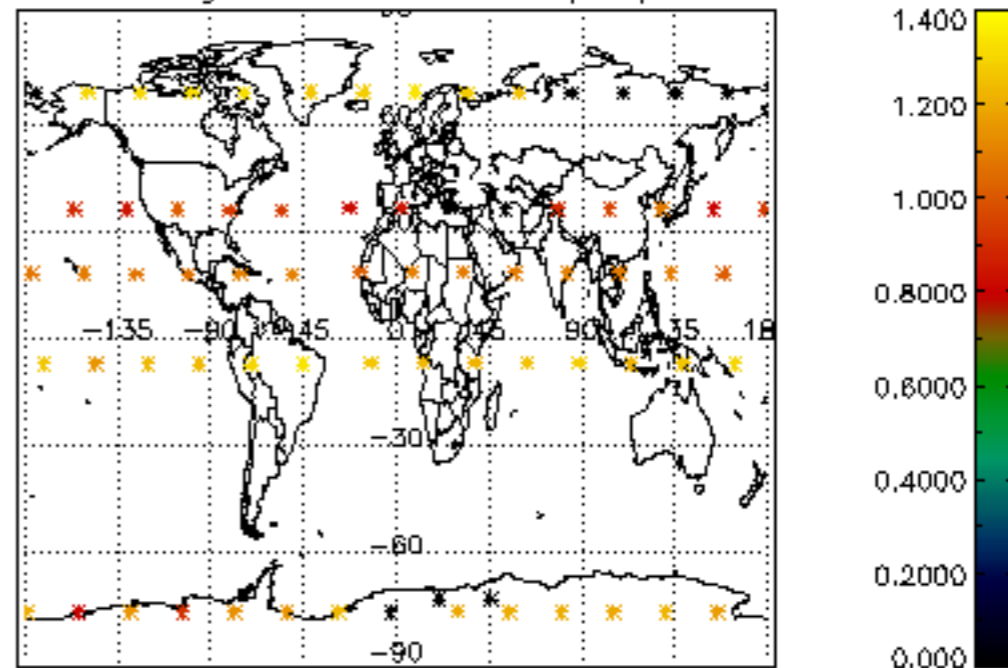




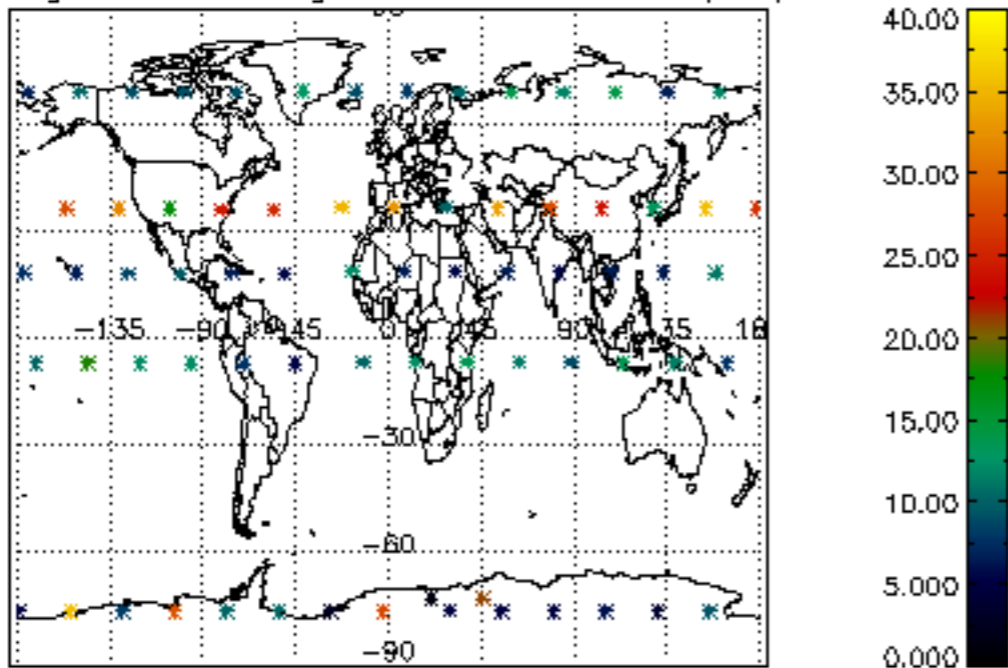
Percentage of cosmic ray hits per profile



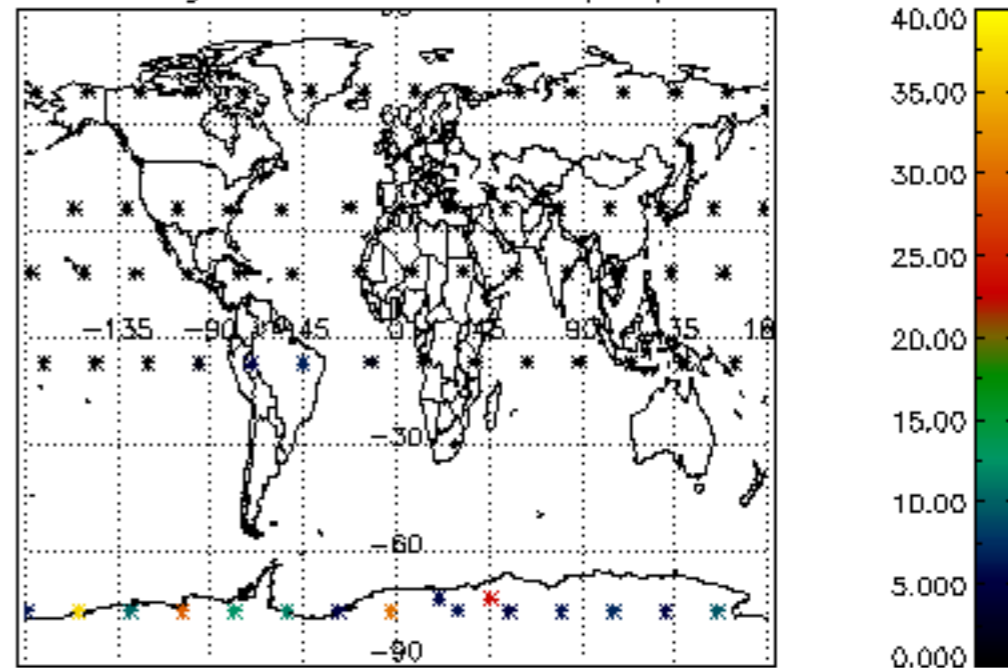
Percentage of datation errors per profile



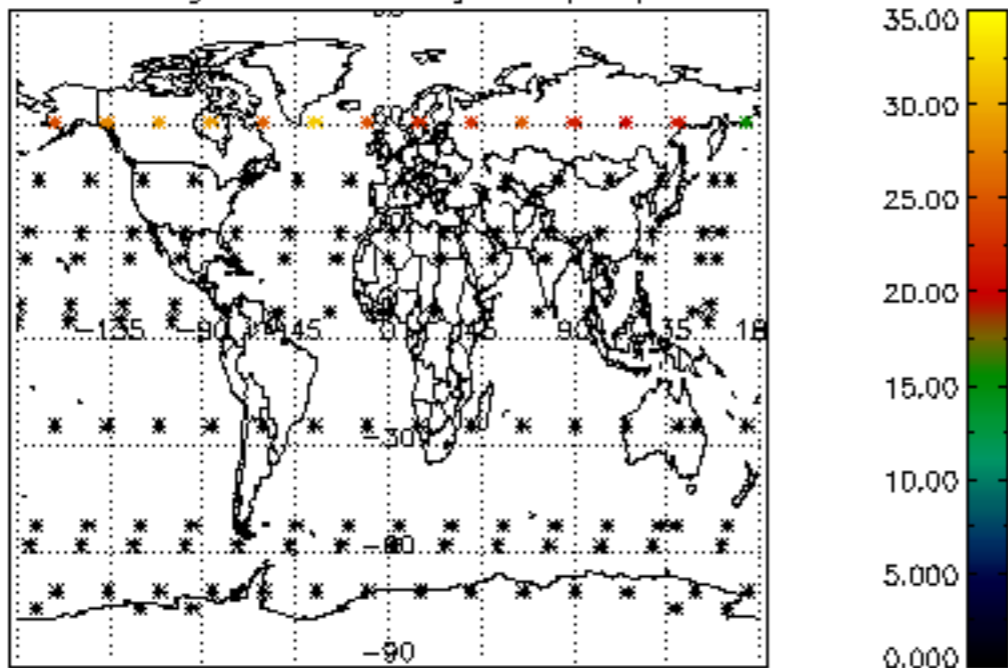
Percentage of star falling outside central band per profile



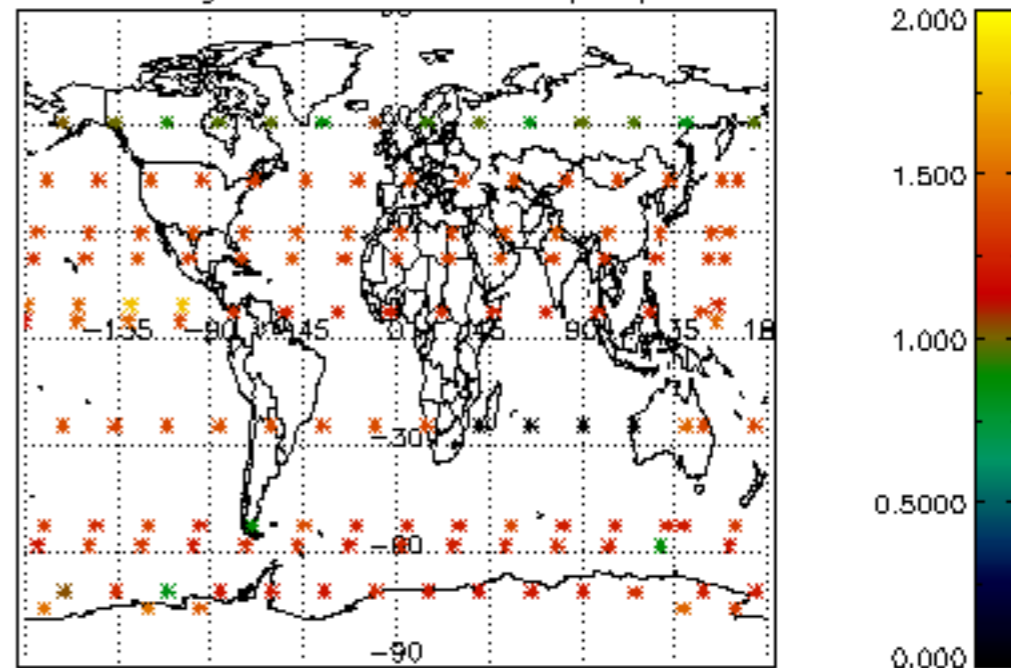
Percentage of saturation errors per profile



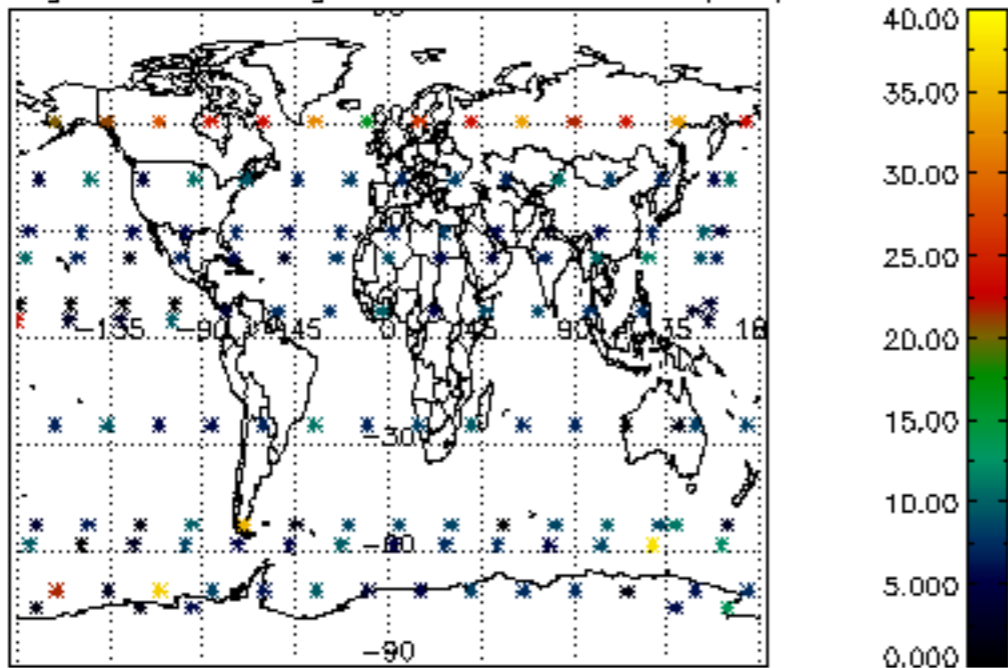
Percentage of cosmic ray hits per profile



Percentage of datation errors per profile



Percentage of star falling outside central band per profile



Percentage of saturation errors per profile

