

GOMOS Level 2 Daily Report

SUMMARY

[1. General Info](#)

[2. Summary of processed GOM_NL_2P products](#)

[3. Level 2 Quality information per product](#)

[3.1 Plot of level 2 quality information per product \(time dependant\)](#)

[3.2 Plot of level 2 quality information per product \(world map\)](#)

[4. Level 1 Quality information per product \(stored on level 2 products\)](#)

[4.1 Plot of level 1 quality information per product \(time dependant\)](#)

[4.1.1 Plot of level 1 quality information per product \(time dependant\): ASCENDING](#)

[4.1.2 Plot of level 1 quality information per product \(time dependant\): DESCENDING](#)

[4.2 Plot of level 1 quality information per product \(world map\)](#)

[4.2.1 Plot of level 1 quality information per product \(world map\): ASCENDING](#)

[4.2.2 Plot of level 1 quality information per product \(world map\): DESCENDING](#)

[5. Ozone profiles based on quality statistics and other trace gas profiles](#)

[5.1 Ozone statistics based on quality of products](#)

[5.2 Plot ozone profiles for all STD \(dark without errors\)](#)

[5.3 Plot ozone profiles where STD < 20% \(dark without errors\)](#)

[5.4. Plot ozone profiles where STD < 10% \(dark without errors\)](#)

[5.5. Plot ozone profiles where STD < 5% \(dark without errors\)](#)

[5.6 Plot NO2 profiles for all STD \(dark without errors\)](#)

[5.7 Plot NO3 profiles for all STD \(dark without errors\)](#)

[5.8 Plot H2O profiles \(only for occultations of stars 1,2,3,4,13,14,16,26,63 dark without errors\) for all STD](#)

[6. Auxiliary Data Files used for the production reported in section 2](#)

This report presents the daily analysis on parameters extracted from GOMOS level 2 data (GOM_NL__2P). It is intended to monitor some important parameters that will impact the quality of these products. A list of level 2 products (and content) that have arrived during the reporting day to the PCF is also given.

Item	Value
Time of report generation	23APR2013 10:30:54
Data source version	GOMOS/6.01
Start time of products	07-11-2007 (07NOV2007 00:00:00)
Stop time of products	08-11-2007 (08NOV2007 00:00:00)
Store outputs in DB	Yes
Nb of level 2 prods	184
Nb of prods with errors	1

2. Summary of processed GOM_NL__2P products.

Nr	Filename	UTC Start time	Limb	Duration	Star Id	Star Name	Star Mag	Star Temp	Nb Meas	Orbit	Prod. error
1	GOM_NL__2PRFIN20071107_000638_000000542063_00116_29729_9548.N1	07-NOV-2007 00:06:38	Bright	53.500	96	68Del Leo	2.5600	9300.0	107	29729	No
2	GOM_NL__2PRFIN20071107_002643_000000382063_00116_29729_9549.N1	07-NOV-2007 00:26:43	Dark	38.000	113	Mu Vel	2.6920	5000.0	76	29729	No
3	GOM_NL__2PRFIN20071107_003332_000000482063_00117_29730_9551.N1	07-NOV-2007 00:33:32	Dark	48.000	34	Gam2Vel	1.7930	23000.	96	29730	No
4	GOM_NL__2PRFIN20071107_003844_000000502063_00117_29730_9552.N1	07-NOV-2007 00:38:44	Dark	50.000	2	Alp Car	-0.73600	7000.0	100	29730	No
5	GOM_NL__2PRFIN20071107_004826_000000412063_00117_29730_9553.N1	07-NOV-2007 00:48:26	Straylight	40.500	157	The1Eri	2.9060	9300.0	81	29730	No
6	GOM_NL__2PRFIN20071107_010644_000000372063_00117_29730_9554.N1	07-NOV-2007 01:06:44	Bright	37.000	105	6Bet Ari	2.6450	8900.0	74	29730	No
7	GOM_NL__2PRFIN20071107_011054_000000392063_00117_29730_9555.N1	07-NOV-2007 01:10:54	Bright	38.500	53	43Bet And	2.0480	3300.0	77	29730	No
8	GOM_NL__2PRFIN20071107_011302_000000402063_00117_29730_9556.N1	07-NOV-2007 01:13:02	Bright	40.000	73	57Gam1And	2.2600	13100.	80	29730	No
9	GOM_NL__2PRFIN20071107_011718_000000402063_00117_29730_9557.N1	07-NOV-2007 01:17:18	Bright	39.500	160	23Gam Per	2.9300	4700.0	79	29730	No
10	GOM_NL__2PRFIN20071107_012602_000000352063_00117_29730_9558.N1	07-NOV-2007 01:26:02	Bright	35.000	49	1Alp UMi	1.9900	6300.0	70	29730	No
11	GOM_NL__2PRFIN20071107_013403_000000402063_00117_29730_9559.N1	07-NOV-2007 01:34:03	Bright	39.500	36	50Alp UMa	1.8000	6300.0	79	29730	No
12	GOM_NL__2PRFIN20071107_013540_000000382063_00117_29730_9560.N1	07-NOV-2007 01:35:40	Bright	37.500	82	48Bet UMa	2.3650	10600.	75	29730	No
13	GOM_NL__2PRFIN20071107_013929_000000402063_00117_29730_9561.N1	07-NOV-2007 01:39:29	Bright	40.000	174	52Psi UMa	3.0040	4400.0	80	29730	No
14	GOM_NL__2PRFIN20071107_014714_000000612063_00117_29730_9562.N1	07-NOV-2007 01:47:14	Bright	60.500	96	68Del Leo	2.5600	9300.0	121	29730	No
15	GOM_NL__2PRFIN20071107_020719_000000402063_00117_29730_9563.N1	07-NOV-2007 02:07:19	Dark	40.000	113	Mu Vel	2.6920	5000.0	80	29730	No
16	GOM_NL__2PRFIN20071107_021408_000000472063_00118_29731_9551.N1	07-NOV-2007 02:14:08	Dark	47.000	34	Gam2Vel	1.7930	23000.	94	29731	No
17	GOM_NL__2PRFIN20071107_021920_000000522063_00118_29731_9552.N1	07-NOV-2007 02:19:20	Dark	51.500	2	Alp Car	-0.73600	7000.0	103	29731	No
18	GOM_NL__2PRFIN20071107_022902_000000382063_00118_29731_9553.N1	07-NOV-2007 02:29:02	Straylight	38.000	157	The1Eri	2.9060	9300.0	76	29731	No
19	GOM_NL__2PRFIN20071107_024720_000000372063_00118_29731_9554.N1	07-NOV-2007 02:47:20	Bright	37.000	105	6Bet Ari	2.6450	8900.0	74	29731	No
20	GOM_NL__2PRFIN20071107_025141_000000272063_00118_29731_9555.N1	07-NOV-2007 02:51:41	Dark	27.000	53	43Bet And	2.0480	3300.0	54	29731	Yes
21	GOM_NL__2PRFIN20071107_025338_000000402063_00118_29731_9556.N1	07-NOV-2007 02:53:38	Bright	39.500	73	57Gam1And	2.2600	13100.	79	29731	No
22	GOM_NL__2PRFIN20071107_025753_000000402063_00118_29731_9557.N1	07-NOV-2007 02:57:53	Bright	39.500	160	23Gam Per	2.9300	4700.0	79	29731	No
23	GOM_NL__2PRFIN20071107_030638_000000322063_00118_29731_9558.N1	07-NOV-2007 03:06:38	Bright	32.000	49	1Alp UMi	1.9900	6300.0	64	29731	No
24	GOM_NL__2PRFIN20071107_031438_000000402063_00118_29731_9559.N1	07-NOV-2007 03:14:38	Bright	40.000	36	50Alp UMa	1.8000	6300.0	80	29731	No
25	GOM_NL__2PRFIN20071107_031616_000000392063_00118_29731_9560.N1	07-NOV-2007 03:16:16	Bright	39.000	82	48Bet UMa	2.3650	10600.	78	29731	No
26	GOM_NL__2PRFIN20071107_032005_000000382063_00118_29731_9561.N1	07-NOV-2007 03:20:05	Bright	38.000	174	52Psi UMa	3.0040	4400.0	76	29731	No
27	GOM_NL__2PRFIN20071107_032751_000000412063_00118_29731_9562.N1	07-NOV-2007 03:27:51	Bright	41.000	96	68Del Leo	2.5600	9300.0	82	29731	No
28	GOM_NL__2PRFIN20071107_034756_000000432063_00118_29731_9563.N1	07-NOV-2007 03:47:56	Dark	42.500	113	Mu Vel	2.6920	5000.0	85	29731	No
29	GOM_NL__2PRFIN20071107_035445_000000462063_00119_29732_9555.N1	07-NOV-2007 03:54:45	Dark	46.000	34	Gam2Vel	1.7930	23000.	92	29732	No
30	GOM_NL__2PRFIN20071107_035957_000000502063_00119_29732_9556.N1	07-NOV-2007 03:59:57	Dark	49.500	2	Alp Car	-0.73600	7000.0	99	29732	No
31	GOM_NL__2PRFIN20071107_040938_000000382063_00119_29732_9557.N1	07-NOV-2007 04:09:38	Straylight	37.500	157	The1Eri	2.9060	9300.0	75	29732	No
32	GOM_NL__2PRFIN20071107_042755_000000382063_00119_29732_9558.N1	07-NOV-2007 04:27:55	Bright	38.000	105	6Bet Ari	2.6450	8900.0	76	29732	No
33	GOM_NL__2PRFIN20071107_043210_000000372063_00119_29732_9559.N1	07-NOV-2007 04:32:10	Bright	36.500	173	4Bet Tri	3.0040	8900.0	73	29732	No
34	GOM_NL__2PRFIN20071107_043413_000000382063_00119_29732_9560.N1	07-NOV-2007 04:34:13	Bright	38.000	73	57Gam1And	2.2600	13100.	76	29732	No
35	GOM_NL__2PRFIN20071107_043829_000000412063_00119_29732_9561.N1	07-NOV-2007 04:38:29	Bright	40.500	160	23Gam Per	2.9300	4700.0	81	29732	No
36	GOM_NL__2PRFIN20071107_044714_000000352063_00119_29732_9562.N1	07-NOV-2007 04:47:14	Bright	34.500	49	1Alp UMi	1.9900	6300.0	69	29732	No
37	GOM_NL__2PRFIN20071107_045514_000000412063_00119_29732_9563.N1	07-NOV-2007 04:55:14	Bright	40.500	36	50Alp UMa	1.8000	6300.0	81	29732	No
38	GOM_NL__2PRFIN20071107_045652_000000422063_00119_29732_9564.N1	07-NOV-2007 04:56:52	Bright	41.500	82	48Bet UMa	2.3650	10600.	83	29732	No
39	GOM_NL__2PRFIN20071107_050041_000000442063_00119_29732_9565.N1	07-NOV-2007 05:00:41	Bright	44.000	174	52Psi UMa	3.0040	4400.0	88	29732	No
40	GOM_NL__2PRFIN20071107_050827_000000402063_00119_29732_9566.N1	07-NOV-2007 05:08:27	Bright	40.000	96	68Del Leo	2.5600	9300.0	80	29732	No
41	GOM_NL__2PRFIN20071107_052832_000000412063_00119_29732_9567.N1	07-NOV-2007 05:28:32	Dark	41.000	113	Mu Vel	2.6920	5000.0	82	29732	No
42	GOM_NL__2PRFIN20071107_053522_000000472063_00120_29733_9589.N1	07-NOV-2007 05:35:22	Dark	47.000	34	Gam2Vel	1.7930	23000.	94	29733	No

43	GOM_NL__2PRFIN20071107_054034_000000502063_00120_29733_9590.N1	07-NOV-2007 05:40:34	Dark	50.000	2	Alp Car	-0.73600	7000.0	100	29733	No
44	GOM_NL__2PRFIN20071107_055014_000000392063_00120_29733_9591.N1	07-NOV-2007 05:50:14	Straylight	39.000	157	The1Eri	2.9060	9300.0	78	29733	No
45	GOM_NL__2PRFIN20071107_060831_000000372063_00120_29733_9592.N1	07-NOV-2007 06:08:31	Bright	37.000	105	6Bet Ari	2.6450	8900.0	74	29733	No
46	GOM_NL__2PRFIN20071107_061246_000000372063_00120_29733_9593.N1	07-NOV-2007 06:12:46	Bright	36.500	173	4Bet Tri	3.0040	8900.0	73	29733	No
47	GOM_NL__2PRFIN20071107_061449_000000372063_00120_29733_9594.N1	07-NOV-2007 06:14:49	Bright	37.000	73	57Gam1And	2.2600	13100.	74	29733	No
48	GOM_NL__2PRFIN20071107_061905_000000412063_00120_29733_9595.N1	07-NOV-2007 06:19:05	Bright	40.500	160	23Gam Per	2.9300	4700.0	81	29733	No
49	GOM_NL__2PRFIN20071107_062750_000000362063_00120_29733_9596.N1	07-NOV-2007 06:27:50	Bright	35.500	49	1Alp UMi	1.9900	6300.0	71	29733	No
50	GOM_NL__2PRFIN20071107_063550_000000372063_00120_29733_9597.N1	07-NOV-2007 06:35:50	Bright	36.500	36	50Alp UMa	1.8000	6300.0	73	29733	No
51	GOM_NL__2PRFIN20071107_063728_000000382063_00120_29733_9598.N1	07-NOV-2007 06:37:28	Bright	38.000	82	48Bet UMa	2.3650	10600.	76	29733	No
52	GOM_NL__2PRFIN20071107_064116_000000412063_00120_29733_9599.N1	07-NOV-2007 06:41:16	Bright	40.500	174	52Psi UMa	3.0040	4400.0	81	29733	No
53	GOM_NL__2PRFIN20071107_064903_000000532063_00120_29733_9600.N1	07-NOV-2007 06:49:03	Bright	52.500	96	68Del Leo	2.5600	9300.0	105	29733	No
54	GOM_NL__2PRFIN20071107_070909_000000392063_00120_29733_9601.N1	07-NOV-2007 07:09:09	Dark	39.000	113	Mu Vel	2.6920	5000.0	78	29733	No
55	GOM_NL__2PRFIN20071107_071559_000000472063_00121_29734_9607.N1	07-NOV-2007 07:15:59	Dark	47.000	34	Gam2Vel	1.7930	23000.	94	29734	No
56	GOM_NL__2PRFIN20071107_072111_000000622063_00121_29734_9608.N1	07-NOV-2007 07:21:11	Dark	62.000	2	Alp Car	-0.73600	7000.0	124	29734	No
57	GOM_NL__2PRFIN20071107_073051_000000392063_00121_29734_9609.N1	07-NOV-2007 07:30:51	Straylight	38.500	157	The1Eri	2.9060	9300.0	77	29734	No
58	GOM_NL__2PRFIN20071107_074907_000000382063_00121_29734_9610.N1	07-NOV-2007 07:49:07	Bright	37.500	105	6Bet Ari	2.6450	8900.0	75	29734	No
59	GOM_NL__2PRFIN20071107_075322_000000382063_00121_29734_9611.N1	07-NOV-2007 07:53:22	Bright	37.500	173	4Bet Tri	3.0040	8900.0	75	29734	No
60	GOM_NL__2PRFIN20071107_075525_000000402063_00121_29734_9612.N1	07-NOV-2007 07:55:25	Bright	39.500	73	57Gam1And	2.2600	13100.	79	29734	No
61	GOM_NL__2PRFIN20071107_075940_000000402063_00121_29734_9613.N1	07-NOV-2007 07:59:40	Bright	40.000	160	23Gam Per	2.9300	4700.0	80	29734	No
62	GOM_NL__2PRFIN20071107_080826_000000372063_00121_29734_9614.N1	07-NOV-2007 08:08:26	Bright	36.500	49	1Alp UMi	1.9900	6300.0	73	29734	No
63	GOM_NL__2PRFIN20071107_081626_000000412063_00121_29734_9615.N1	07-NOV-2007 08:16:26	Bright	40.500	36	50Alp UMa	1.8000	6300.0	81	29734	No
64	GOM_NL__2PRFIN20071107_081804_000000412063_00121_29734_9616.N1	07-NOV-2007 08:18:04	Bright	40.500	82	48Bet UMa	2.3650	10600.	81	29734	No
65	GOM_NL__2PRFIN20071107_082153_000000592063_00121_29734_9617.N1	07-NOV-2007 08:21:53	Bright	59.000	174	52Psi UMa	3.0040	4400.0	118	29734	No
66	GOM_NL__2PRFIN20071107_082939_000000412063_00121_29734_9618.N1	07-NOV-2007 08:29:39	Bright	41.000	96	68Del Leo	2.5600	9300.0	82	29734	No
67	GOM_NL__2PRFIN20071107_084945_000000402063_00121_29734_9619.N1	07-NOV-2007 08:49:45	Dark	39.500	113	Mu Vel	2.6920	5000.0	79	29734	No
68	GOM_NL__2PRFIN20071107_085636_000000472063_00122_29735_9643.N1	07-NOV-2007 08:56:36	Dark	47.000	34	Gam2Vel	1.7930	23000.	94	29735	No
69	GOM_NL__2PRFIN20071107_090147_000000502063_00122_29735_9644.N1	07-NOV-2007 09:01:47	Dark	50.000	2	Alp Car	-0.73600	7000.0	100	29735	No
70	GOM_NL__2PRFIN20071107_091127_000000392063_00122_29735_9645.N1	07-NOV-2007 09:11:27	Straylight	38.500	157	The1Eri	2.9060	9300.0	77	29735	No
71	GOM_NL__2PRFIN20071107_092943_000000382063_00122_29735_9646.N1	07-NOV-2007 09:29:43	Bright	37.500	105	6Bet Ari	2.6450	8900.0	75	29735	No
72	GOM_NL__2PRFIN20071107_093357_000000372063_00122_29735_9647.N1	07-NOV-2007 09:33:57	Bright	36.500	173	4Bet Tri	3.0040	8900.0	73	29735	No
73	GOM_NL__2PRFIN20071107_093601_000000382063_00122_29735_9648.N1	07-NOV-2007 09:36:01	Bright	38.000	73	57Gam1And	2.2600	13100.	76	29735	No
74	GOM_NL__2PRFIN20071107_094016_000000402063_00122_29735_9649.N1	07-NOV-2007 09:40:16	Bright	40.000	160	23Gam Per	2.9300	4700.0	80	29735	No
75	GOM_NL__2PRFIN20071107_094902_000000362063_00122_29735_9650.N1	07-NOV-2007 09:49:02	Bright	36.000	49	1Alp UMi	1.9900	6300.0	72	29735	No
76	GOM_NL__2PRFIN20071107_095702_000000412063_00122_29735_9651.N1	07-NOV-2007 09:57:02	Bright	40.500	36	50Alp UMa	1.8000	6300.0	81	29735	No
77	GOM_NL__2PRFIN20071107_095839_000000382063_00122_29735_9652.N1	07-NOV-2007 09:58:39	Bright	37.500	82	48Bet UMa	2.3650	10600.	75	29735	No
78	GOM_NL__2PRFIN20071107_100228_000000412063_00122_29735_9653.N1	07-NOV-2007 10:02:28	Bright	41.000	174	52Psi UMa	3.0040	4400.0	82	29735	No
79	GOM_NL__2PRFIN20071107_101016_000000432063_00122_29735_9654.N1	07-NOV-2007 10:10:16	Bright	43.000	96	68Del Leo	2.5600	9300.0	86	29735	No
80	GOM_NL__2PRFIN20071107_103022_000000392063_00122_29735_9655.N1	07-NOV-2007 10:30:22	Dark	38.500	113	Mu Vel	2.6920	5000.0	77	29735	No
81	GOM_NL__2PRFIN20071107_103713_000000482063_00123_29736_9654.N1	07-NOV-2007 10:37:13	Dark	47.500	34	Gam2Vel	1.7930	23000.	95	29736	No
82	GOM_NL__2PRFIN20071107_104224_000000622063_00123_29736_9655.N1	07-NOV-2007 10:42:24	Dark	62.000	2	Alp Car	-0.73600	7000.0	124	29736	No
83	GOM_NL__2PRFIN20071107_105203_000000372063_00123_29736_9656.N1	07-NOV-2007 10:52:03	Straylight	36.500	157	The1Eri	2.9060	9300.0	73	29736	No
84	GOM_NL__2PRFIN20071107_111019_000000382063_00123_29736_9657.N1	07-NOV-2007 11:10:19	Bright	37.500	105	6Bet Ari	2.6450	8900.0	75	29736	No
85	GOM_NL__2PRFIN20071107_111433_000000372063_00123_29736_9658.N1	07-NOV-2007 11:14:33	Bright	36.500	173	4Bet Tri	3.0040	8900.0	73	29736	No
86	GOM_NL__2PRFIN20071107_111636_000000372063_00123_29736_9659.N1	07-NOV-2007 11:16:36	Bright	36.500	73	57Gam1And	2.2600	13100.	73	29736	No
87	GOM_NL__2PRFIN20071107_112051_000000392063_00123_29736_9660.N1	07-NOV-2007 11:20:51	Bright	39.000	160	23Gam Per	2.9300	4700.0	78	29736	No
88	GOM_NL__2PRFIN20071107_112938_000000372063_00123_29736_9661.N1	07-NOV-2007 11:29:38	Bright	36.500	49	1Alp UMi	1.9900	6300.0	73	29736	No
89	GOM_NL__2PRFIN20071107_113738_000000382063_00123_29736_9662.N1	07-NOV-2007 11:37:38	Bright	37.500	36	50Alp UMa	1.8000	6300.0	75	29736	No
90	GOM_NL__2PRFIN20071107_113915_000000392063_00123_29736_9663.N1	07-NOV-2007 11:39:15	Bright	39.000	82	48Bet UMa	2.3650	10600.	78	29736	No
91	GOM_NL__2PRFIN20071107_114304_000000402063_00123_29736_9664.N1	07-NOV-2007 11:43:04	Bright	40.000	174	52Psi UMa	3.0040	4400.0	80	29736	No
92	GOM_NL__2PRFIN20071107_115052_000000602063_00123_29736_9665.N1	07-NOV-2007 11:50:52	Bright	60.000	96	68Del Leo	2.5600	9300.0	120	29736	No
93	GOM_NL__2PRFIN20071107_121058_000000402063_00123_29736_9666.N1	07-NOV-2007 12:10:58	Dark	39.500	113	Mu Vel	2.6920	5000.0	79	29736	No
94	GOM_NL__2PRFIN20071107_121750_000000482063_00124_29737_9667.N1	07-NOV-2007 12:17:50	Dark	48.000	34	Gam2Vel	1.7930	23000.	96	29737	No
95	GOM_NL__2PRFIN20071107_122301_000000472063_00124_29737_9668.N1	07-NOV-2007 12:23:01	Dark	47.000	2	Alp Car	-0.73600	7000.0	94	29737	No
96	GOM_NL__2PRFIN20071107_123239_000000392063_00124_29737_9669.N1	07-NOV-2007 12:32:39	Straylight	39.000	157	The1Eri	2.9060	9300.0	78	29737	No
97	GOM_NL__2PRFIN20071107_125055_000000382063_00124_29737_9670.N1	07-NOV-2007 12:50:55	Bright	37.500	105	6Bet Ari	2.6450	8900.0	75	29737	No
98	GOM_NL__2PRFIN20071107_125509_000000372063_00124_29737_9671.N1	07-NOV-2007 12:55:09	Bright	36.500	173	4Bet Tri	3.0040	8900.0	73	29737	No
99	GOM_NL__2PRFIN20071107_125712_000000382063_00124_29737_9672.N1	07-NOV-2007 12:57:12	Bright	37.500	73	57Gam1And	2.2600	13100.	75	29737	No
100	GOM_NL__2PRFIN20071107_130126_000000382063_00124_29737_9673.N1	07-NOV-2007 13:01:26	Bright	38.000	160	23Gam Per	2.9300	4700.0	76	29737	No
101	GOM_NL__2PRFIN20071107_131014_000000372063_00124_29737_9674.N1	07-NOV-2007 13:10:14	Bright	37.000	49	1Alp UMi	1.9900	6300.0	74	29737	No

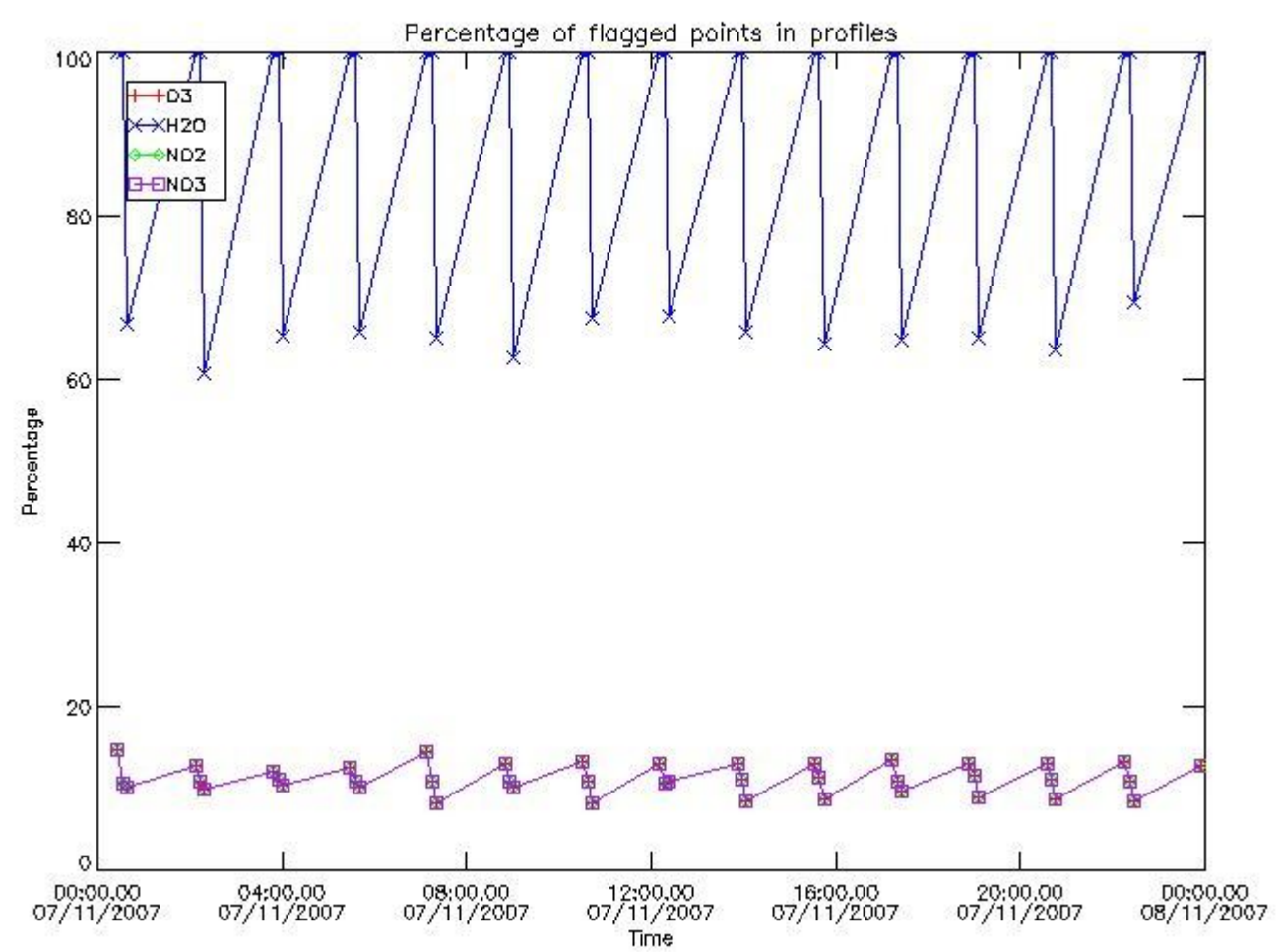
102	GOM_NL__2PRFIN20071107_131813_000000392063_00124_29737_9675.N1	07-NOV-2007 13:18:13	Bright	39.000	36	50Alp UMa	1.8000	6300.0	78	29737	No
103	GOM_NL__2PRFIN20071107_131951_000000392063_00124_29737_9676.N1	07-NOV-2007 13:19:51	Bright	38.500	82	48Bet UMa	2.3650	10600.	77	29737	No
104	GOM_NL__2PRFIN20071107_132340_000000592063_00124_29737_9677.N1	07-NOV-2007 13:23:40	Bright	59.000	174	52Psi UMa	3.0040	4400.0	118	29737	No
105	GOM_NL__2PRFIN20071107_133128_000000412063_00124_29737_9678.N1	07-NOV-2007 13:31:28	Bright	41.000	96	68Del Leo	2.5600	9300.0	82	29737	No
106	GOM_NL__2PRFIN20071107_135135_000000402063_00124_29737_9679.N1	07-NOV-2007 13:51:35	Dark	39.500	113	Mu Vel	2.6920	5000.0	79	29737	No
107	GOM_NL__2PRFIN20071107_135827_000000462063_00125_29738_9708.N1	07-NOV-2007 13:58:27	Dark	46.000	34	Gam2Vel	1.7930	23000.	92	29738	No
108	GOM_NL__2PRFIN20071107_140337_000000612063_00125_29738_9709.N1	07-NOV-2007 14:03:37	Dark	60.500	2	Alp Car	-0.73600	7000.0	121	29738	No
109	GOM_NL__2PRFIN20071107_141315_000000402063_00125_29738_9710.N1	07-NOV-2007 14:13:15	Straylight	40.000	157	The1Eri	2.9060	9300.0	80	29738	No
110	GOM_NL__2PRFIN20071107_143131_000000382063_00125_29738_9711.N1	07-NOV-2007 14:31:31	Bright	37.500	105	6Bet Ari	2.6450	8900.0	75	29738	No
111	GOM_NL__2PRFIN20071107_143544_000000372063_00125_29738_9712.N1	07-NOV-2007 14:35:44	Bright	36.500	173	4Bet Tri	3.0040	8900.0	73	29738	No
112	GOM_NL__2PRFIN20071107_143748_000000382063_00125_29738_9713.N1	07-NOV-2007 14:37:48	Bright	38.000	73	57Gam1And	2.2600	13100.	76	29738	No
113	GOM_NL__2PRFIN20071107_144202_000000402063_00125_29738_9714.N1	07-NOV-2007 14:42:02	Bright	39.500	160	23Gam Per	2.9300	4700.0	79	29738	No
114	GOM_NL__2PRFIN20071107_145050_000000332063_00125_29738_9715.N1	07-NOV-2007 14:50:50	Bright	33.000	49	1Alp UMi	1.9900	6300.0	66	29738	No
115	GOM_NL__2PRFIN20071107_145849_000000402063_00125_29738_9716.N1	07-NOV-2007 14:58:49	Bright	40.000	36	50Alp UMa	1.8000	6300.0	80	29738	No
116	GOM_NL__2PRFIN20071107_150027_000000402063_00125_29738_9717.N1	07-NOV-2007 15:00:27	Bright	39.500	82	48Bet UMa	2.3650	10600.	79	29738	No
117	GOM_NL__2PRFIN20071107_150416_000000592063_00125_29738_9718.N1	07-NOV-2007 15:04:16	Bright	59.000	174	52Psi UMa	3.0040	4400.0	118	29738	No
118	GOM_NL__2PRFIN20071107_151204_000000612063_00125_29738_9719.N1	07-NOV-2007 15:12:04	Bright	61.000	96	68Del Leo	2.5600	9300.0	122	29738	No
119	GOM_NL__2PRFIN20071107_153211_000000392063_00125_29738_9720.N1	07-NOV-2007 15:32:11	Dark	39.000	113	Mu Vel	2.6920	5000.0	78	29738	No
120	GOM_NL__2PRFIN20071107_153904_000000452063_00126_29739_9720.N1	07-NOV-2007 15:39:04	Dark	45.000	34	Gam2Vel	1.7930	23000.	90	29739	No
121	GOM_NL__2PRFIN20071107_154414_000000602063_00126_29739_9721.N1	07-NOV-2007 15:44:14	Dark	59.500	2	Alp Car	-0.73600	7000.0	119	29739	No
122	GOM_NL__2PRFIN20071107_155352_000000402063_00126_29739_9722.N1	07-NOV-2007 15:53:52	Straylight	40.000	157	The1Eri	2.9060	9300.0	80	29739	No
123	GOM_NL__2PRFIN20071107_161206_000000382063_00126_29739_9723.N1	07-NOV-2007 16:12:06	Bright	38.000	105	6Bet Ari	2.6450	8900.0	76	29739	No
124	GOM_NL__2PRFIN20071107_161620_000000372063_00126_29739_9724.N1	07-NOV-2007 16:16:20	Bright	37.000	173	4Bet Tri	3.0040	8900.0	74	29739	No
125	GOM_NL__2PRFIN20071107_161824_000000382063_00126_29739_9725.N1	07-NOV-2007 16:18:24	Bright	37.500	73	57Gam1And	2.2600	13100.	75	29739	No
126	GOM_NL__2PRFIN20071107_162238_000000402063_00126_29739_9726.N1	07-NOV-2007 16:22:38	Bright	40.000	160	23Gam Per	2.9300	4700.0	80	29739	No
127	GOM_NL__2PRFIN20071107_163126_000000372063_00126_29739_9727.N1	07-NOV-2007 16:31:26	Bright	36.500	49	1Alp UMi	1.9900	6300.0	73	29739	No
128	GOM_NL__2PRFIN20071107_163925_000000372063_00126_29739_9728.N1	07-NOV-2007 16:39:25	Bright	37.000	36	50Alp UMa	1.8000	6300.0	74	29739	No
129	GOM_NL__2PRFIN20071107_164103_000000392063_00126_29739_9729.N1	07-NOV-2007 16:41:03	Bright	39.000	82	48Bet UMa	2.3650	10600.	78	29739	No
130	GOM_NL__2PRFIN20071107_164452_000000392063_00126_29739_9730.N1	07-NOV-2007 16:44:52	Bright	38.500	174	52Psi UMa	3.0040	4400.0	77	29739	No
131	GOM_NL__2PRFIN20071107_165241_000000552063_00126_29739_9731.N1	07-NOV-2007 16:52:41	Bright	55.000	96	68Del Leo	2.5600	9300.0	110	29739	No
132	GOM_NL__2PRFIN20071107_171247_000000382063_00126_29739_9732.N1	07-NOV-2007 17:12:47	Dark	38.000	113	Mu Vel	2.6920	5000.0	76	29739	No
133	GOM_NL__2PRFIN20071107_171941_000000472063_00127_29740_9734.N1	07-NOV-2007 17:19:41	Dark	47.000	34	Gam2Vel	1.7930	23000.	94	29740	No
134	GOM_NL__2PRFIN20071107_172451_000000532063_00127_29740_9735.N1	07-NOV-2007 17:24:51	Dark	53.000	2	Alp Car	-0.73600	7000.0	106	29740	No
135	GOM_NL__2PRFIN20071107_173428_000000402063_00127_29740_9736.N1	07-NOV-2007 17:34:28	Straylight	40.000	157	The1Eri	2.9060	9300.0	80	29740	No
136	GOM_NL__2PRFIN20071107_175243_000000382063_00127_29740_9737.N1	07-NOV-2007 17:52:43	Bright	37.500	105	6Bet Ari	2.6450	8900.0	75	29740	No
137	GOM_NL__2PRFIN20071107_175656_000000372063_00127_29740_9738.N1	07-NOV-2007 17:56:56	Bright	37.000	173	4Bet Tri	3.0040	8900.0	74	29740	No
138	GOM_NL__2PRFIN20071107_175859_000000372063_00127_29740_9739.N1	07-NOV-2007 17:58:59	Bright	36.500	73	57Gam1And	2.2600	13100.	73	29740	No
139	GOM_NL__2PRFIN20071107_180313_000000402063_00127_29740_9740.N1	07-NOV-2007 18:03:13	Bright	40.000	160	23Gam Per	2.9300	4700.0	80	29740	No
140	GOM_NL__2PRFIN20071107_181202_000000372063_00127_29740_9741.N1	07-NOV-2007 18:12:02	Bright	36.500	49	1Alp UMi	1.9900	6300.0	73	29740	No
141	GOM_NL__2PRFIN20071107_182001_000000382063_00127_29740_9742.N1	07-NOV-2007 18:20:01	Bright	37.500	36	50Alp UMa	1.8000	6300.0	75	29740	No
142	GOM_NL__2PRFIN20071107_182138_000000412063_00127_29740_9743.N1	07-NOV-2007 18:21:38	Bright	41.000	82	48Bet UMa	2.3650	10600.	82	29740	No
143	GOM_NL__2PRFIN20071107_182528_000000442063_00127_29740_9744.N1	07-NOV-2007 18:25:28	Bright	43.500	174	52Psi UMa	3.0040	4400.0	87	29740	No
144	GOM_NL__2PRFIN20071107_183317_000000612063_00127_29740_9745.N1	07-NOV-2007 18:33:17	Bright	61.000	96	68Del Leo	2.5600	9300.0	122	29740	No
145	GOM_NL__2PRFIN20071107_185324_000000392063_00127_29740_9746.N1	07-NOV-2007 18:53:24	Dark	39.000	113	Mu Vel	2.6920	5000.0	78	29740	No
146	GOM_NL__2PRFIN20071107_190017_000000452063_00128_29741_9751.N1	07-NOV-2007 19:00:17	Dark	44.500	34	Gam2Vel	1.7930	23000.	89	29741	No
147	GOM_NL__2PRFIN20071107_190527_000000572063_00128_29741_9752.N1	07-NOV-2007 19:05:27	Dark	57.000	2	Alp Car	-0.73600	7000.0	114	29741	No
148	GOM_NL__2PRFIN20071107_191504_000000412063_00128_29741_9753.N1	07-NOV-2007 19:15:04	Straylight	41.000	157	The1Eri	2.9060	9300.0	82	29741	No
149	GOM_NL__2PRFIN20071107_193319_000000362063_00128_29741_9754.N1	07-NOV-2007 19:33:19	Bright	35.500	105	6Bet Ari	2.6450	8900.0	71	29741	No
150	GOM_NL__2PRFIN20071107_193732_000000372063_00128_29741_9755.N1	07-NOV-2007 19:37:32	Bright	37.000	173	4Bet Tri	3.0040	8900.0	74	29741	No
151	GOM_NL__2PRFIN20071107_193935_000000372063_00128_29741_9756.N1	07-NOV-2007 19:39:35	Bright	37.000	73	57Gam1And	2.2600	13100.	74	29741	No
152	GOM_NL__2PRFIN20071107_194349_000000402063_00128_29741_9757.N1	07-NOV-2007 19:43:49	Bright	39.500	160	23Gam Per	2.9300	4700.0	79	29741	No
153	GOM_NL__2PRFIN20071107_195238_000000372063_00128_29741_9758.N1	07-NOV-2007 19:52:38	Bright	37.000	49	1Alp UMi	1.9900	6300.0	74	29741	No
154	GOM_NL__2PRFIN20071107_200037_000000412063_00128_29741_9759.N1	07-NOV-2007 20:00:37	Bright	40.500	36	50Alp UMa	1.8000	6300.0	81	29741	No
155	GOM_NL__2PRFIN20071107_200214_000000392063_00128_29741_9760.N1	07-NOV-2007 20:02:14	Bright	38.500	82	48Bet UMa	2.3650	10600.	77	29741	No
156	GOM_NL__2PRFIN20071107_200604_000000412063_00128_29741_9761.N1	07-NOV-2007 20:06:04	Bright	41.000	174	52Psi UMa	3.0040	4400.0	82	29741	No
157	GOM_NL__2PRFIN20071107_201353_000000402063_00128_29741_9762.N1	07-NOV-2007 20:13:53	Bright	39.500	96	68Del Leo	2.5600	9300.0	79	29741	No
158	GOM_NL__2PRFIN20071107_203400_000000392063_00128_29741_9763.N1	07-NOV-2007 20:34:00	Dark	39.000	113	Mu Vel	2.6920	5000.0	78	29741	No
159	GOM_NL__2PRFIN20071107_204054_000000462063_00129_29742_9770.N1	07-NOV-2007 20:40:54	Dark	46.000	34	Gam2Vel	1.7930	23000.	92	29742	No
160	GOM_NL__2PRFIN20071107_204604_000000592063_00129_29742_9771.N1	07-NOV-2007 20:46:04	Dark	59.000	2	Alp Car	-0.73600	7000.0	118	29742	No

161	GOM_NL__2PRFIN20071107_205540_000000382063_00129_29742_9772.N1	07-NOV-2007 20:55:40	Straylight	38.000	157	The1Eri	2.9060	9300.0	76	29742	No
162	GOM_NL__2PRFIN20071107_211354_000000362063_00129_29742_9773.N1	07-NOV-2007 21:13:54	Bright	36.000	105	6Bet Ari	2.6450	8900.0	72	29742	No
163	GOM_NL__2PRFIN20071107_211808_000000352063_00129_29742_9774.N1	07-NOV-2007 21:18:08	Bright	35.000	173	4Bet Tri	3.0040	8900.0	70	29742	No
164	GOM_NL__2PRFIN20071107_212011_000000382063_00129_29742_9775.N1	07-NOV-2007 21:20:11	Bright	38.000	73	57Gam1And	2.2600	13100.	76	29742	No
165	GOM_NL__2PRFIN20071107_212424_000000402063_00129_29742_9776.N1	07-NOV-2007 21:24:24	Bright	39.500	160	23Gam Per	2.9300	4700.0	79	29742	No
166	GOM_NL__2PRFIN20071107_213314_000000362063_00129_29742_9777.N1	07-NOV-2007 21:33:14	Bright	36.000	49	1Alp UMi	1.9900	6300.0	72	29742	No
167	GOM_NL__2PRFIN20071107_214112_000000392063_00129_29742_9778.N1	07-NOV-2007 21:41:12	Bright	39.000	36	50Alp UMa	1.8000	6300.0	78	29742	No
168	GOM_NL__2PRFIN20071107_214250_000000582063_00129_29742_9779.N1	07-NOV-2007 21:42:50	Bright	58.000	82	48Bet UMa	2.3650	10600.	116	29742	No
169	GOM_NL__2PRFIN20071107_214640_000000392063_00129_29742_9780.N1	07-NOV-2007 21:46:40	Bright	39.000	174	52Psi UMa	3.0040	4400.0	78	29742	No
170	GOM_NL__2PRFIN20071107_215429_000000402063_00129_29742_9781.N1	07-NOV-2007 21:54:29	Bright	40.000	96	68Del Leo	2.5600	9300.0	80	29742	No
171	GOM_NL__2PRFIN20071107_221437_000000392063_00129_29742_9782.N1	07-NOV-2007 22:14:37	Dark	38.500	113	Mu Vel	2.6920	5000.0	77	29742	No
172	GOM_NL__2PRFIN20071107_222131_000000472063_00130_29743_9790.N1	07-NOV-2007 22:21:31	Dark	47.000	34	Gam2Vel	1.7930	23000.	94	29743	No
173	GOM_NL__2PRFIN20071107_222640_000000612063_00130_29743_9791.N1	07-NOV-2007 22:26:40	Dark	61.000	2	Alp Car	-0.73600	7000.0	122	29743	No
174	GOM_NL__2PRFIN20071107_223617_000000402063_00130_29743_9792.N1	07-NOV-2007 22:36:17	Straylight	39.500	157	The1Eri	2.9060	9300.0	79	29743	No
175	GOM_NL__2PRFIN20071107_225430_000000382063_00130_29743_9793.N1	07-NOV-2007 22:54:30	Bright	38.000	105	6Bet Ari	2.6450	8900.0	76	29743	No
176	GOM_NL__2PRFIN20071107_225843_000000362063_00130_29743_9794.N1	07-NOV-2007 22:58:43	Bright	36.000	173	4Bet Tri	3.0040	8900.0	72	29743	No
177	GOM_NL__2PRFIN20071107_230047_000000382063_00130_29743_9795.N1	07-NOV-2007 23:00:47	Bright	37.500	73	57Gam1And	2.2600	13100.	75	29743	No
178	GOM_NL__2PRFIN20071107_230500_000000382063_00130_29743_9796.N1	07-NOV-2007 23:05:00	Bright	37.500	160	23Gam Per	2.9300	4700.0	75	29743	No
179	GOM_NL__2PRFIN20071107_231349_000000372063_00130_29743_9797.N1	07-NOV-2007 23:13:49	Bright	37.000	49	1Alp UMi	1.9900	6300.0	74	29743	No
180	GOM_NL__2PRFIN20071107_232148_000000402063_00130_29743_9798.N1	07-NOV-2007 23:21:48	Bright	40.000	36	50Alp UMa	1.8000	6300.0	80	29743	No
181	GOM_NL__2PRFIN20071107_232326_000000582063_00130_29743_9799.N1	07-NOV-2007 23:23:26	Bright	58.000	82	48Bet UMa	2.3650	10600.	116	29743	No
182	GOM_NL__2PRFIN20071107_232715_000000402063_00130_29743_9800.N1	07-NOV-2007 23:27:15	Bright	40.000	174	52Psi UMa	3.0040	4400.0	80	29743	No
183	GOM_NL__2PRFIN20071107_233505_000000492063_00130_29743_9801.N1	07-NOV-2007 23:35:05	Bright	49.000	96	68Del Leo	2.5600	9300.0	98	29743	No
184	GOM_NL__2PRFIN20071107_235513_000000402063_00130_29743_9802.N1	07-NOV-2007 23:55:13	Dark	40.000	113	Mu Vel	2.6920	5000.0	80	29743	No

3. Quality information per product

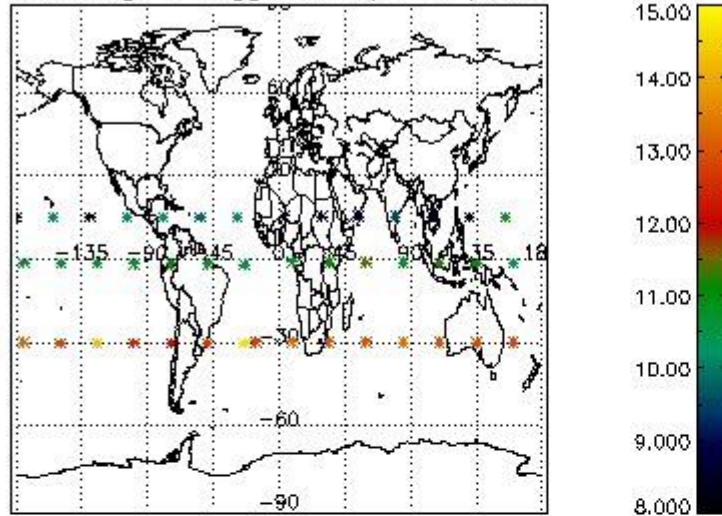
In this section it is plotted some information contained in the Quality Summary data set of the level 2 products. Only products in dark limb conditions and without errors (error flag in the MPH set to "0") are used.

3.1 Plot quality information per product (time dependant)

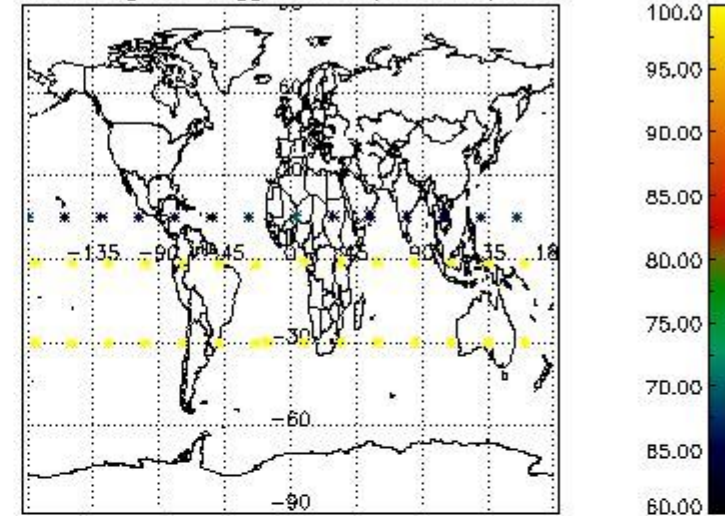


3.2 Plot quality information per product (world map)

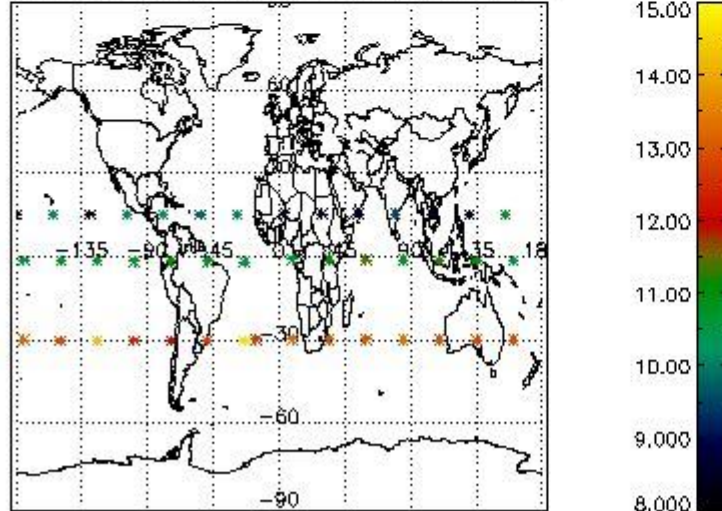
Percentage of flagged data per O3 profile



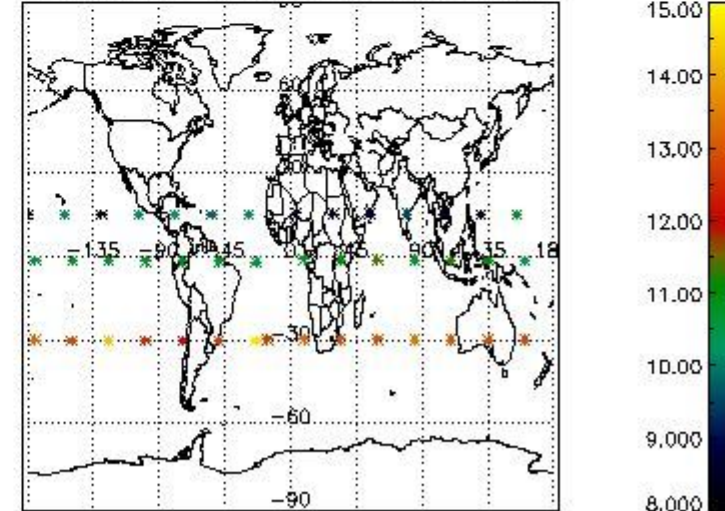
Percentage of flagged data per H2O profile



Percentage of flagged data per NO2 profile



Percentage of flagged data per NO3 profile

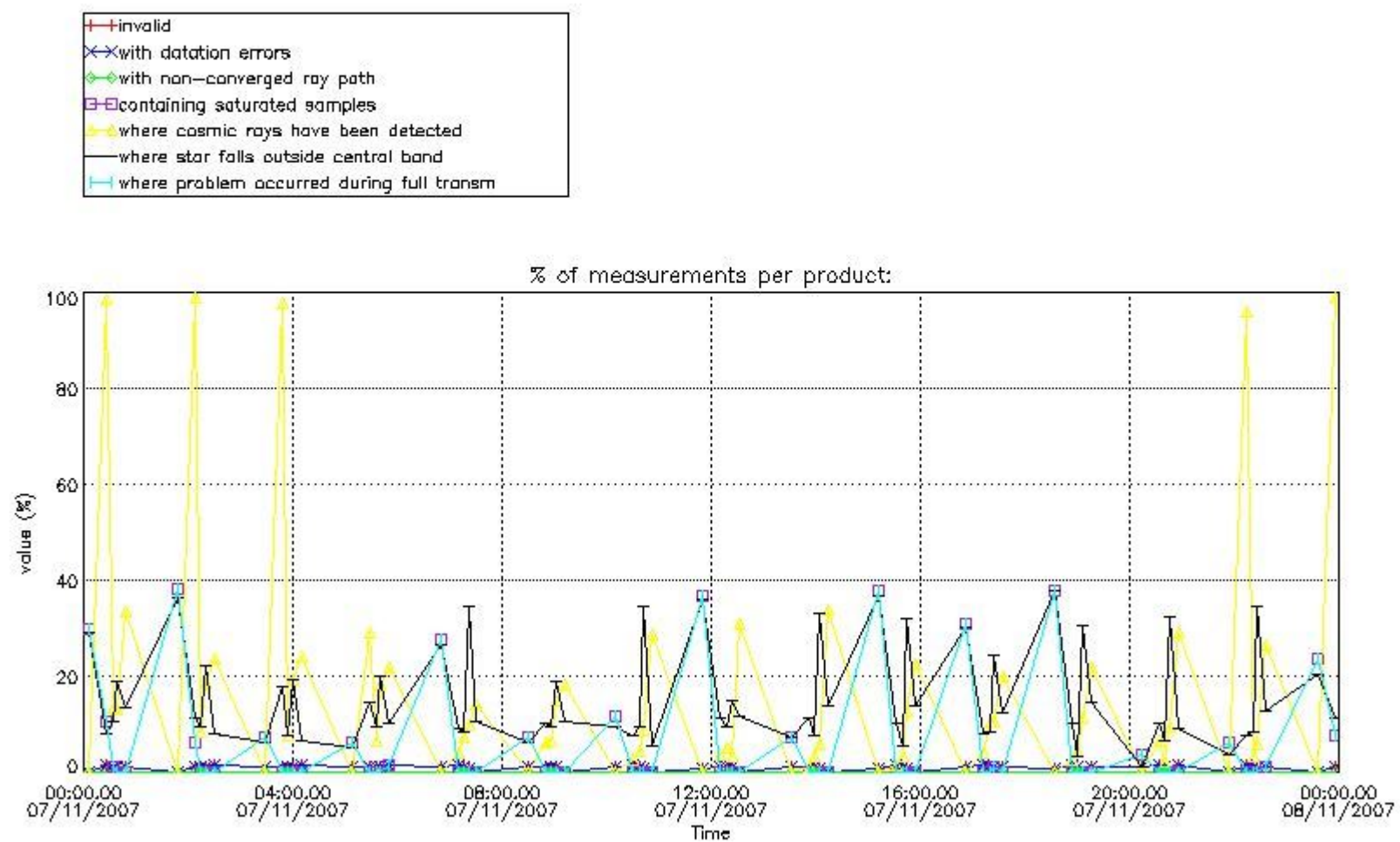


4. Level 1 quality information per product

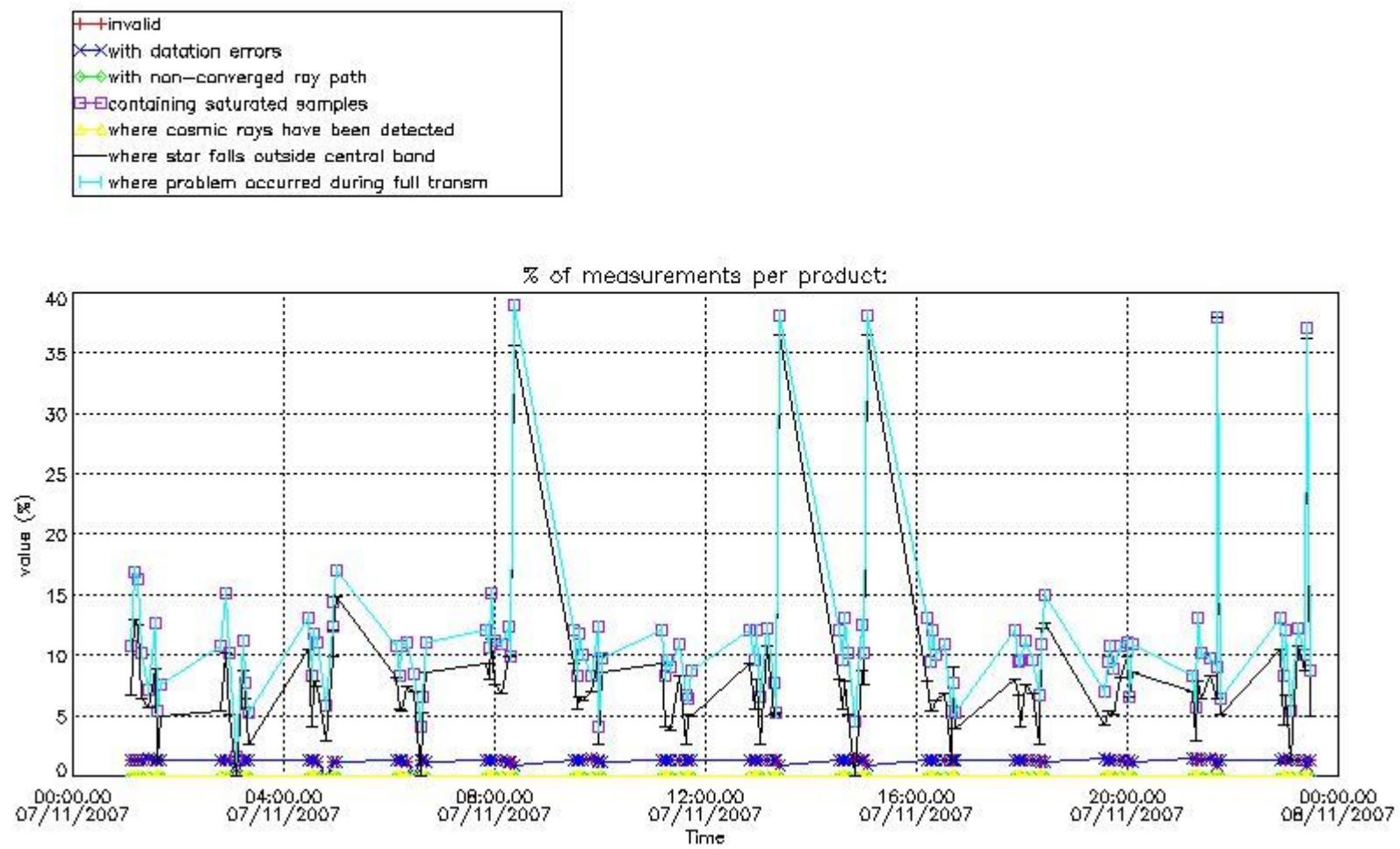
In this section it is plotted some information contained in the Quality Summary data set of the level 2 products that comes from the level 1b processing. Products without errors (error flag in the MPH set to "0") are used.

4.1 Plot quality information per product (time dependant) coming from level 1b processing

4.1.1 Plot level 1 quality information per product (time dependant): ENVISAT ASCENDING passes

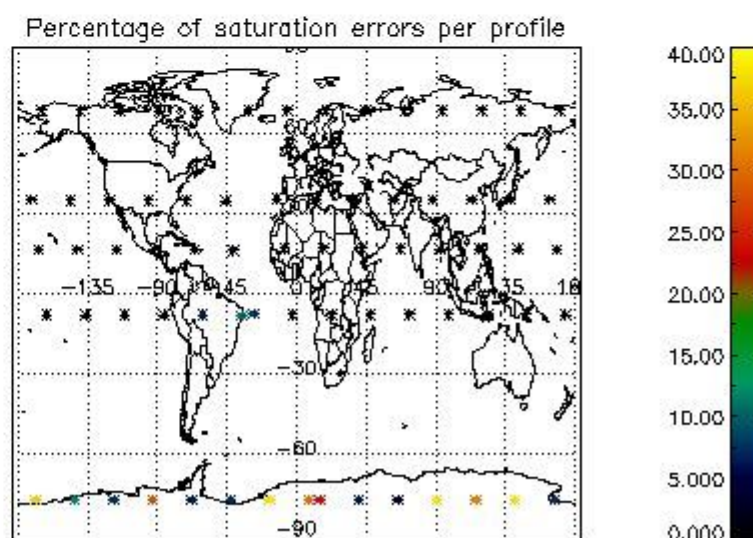
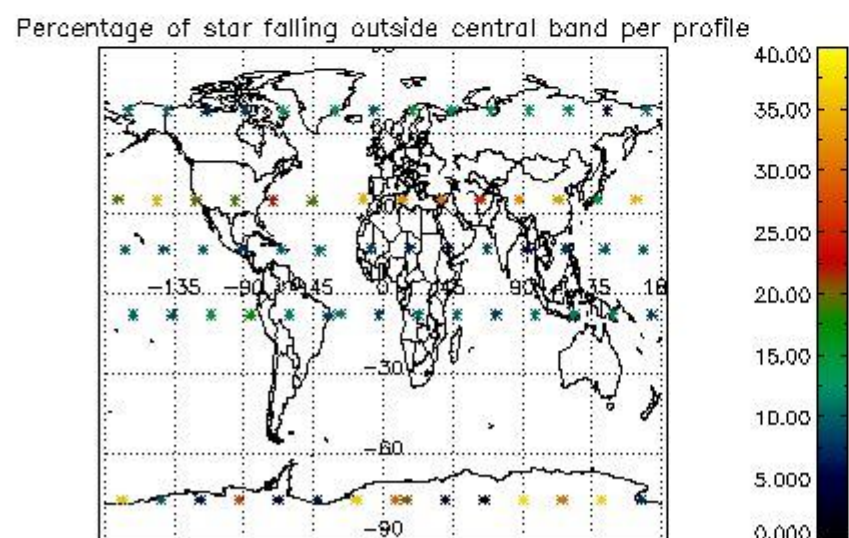
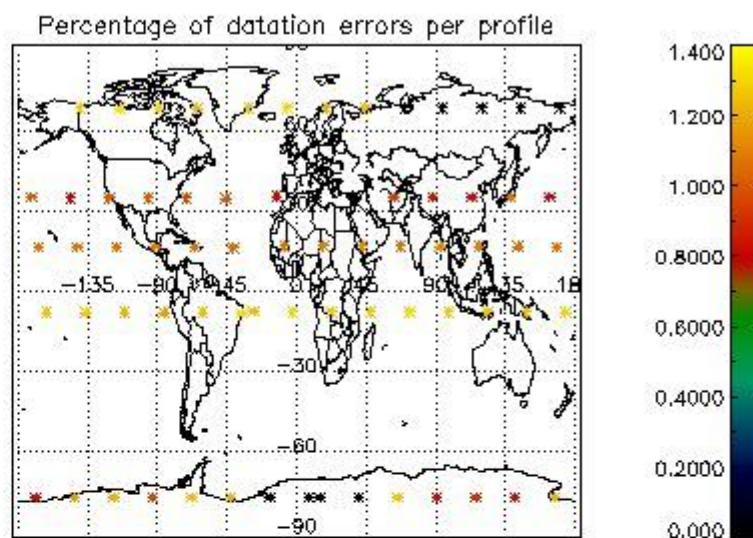
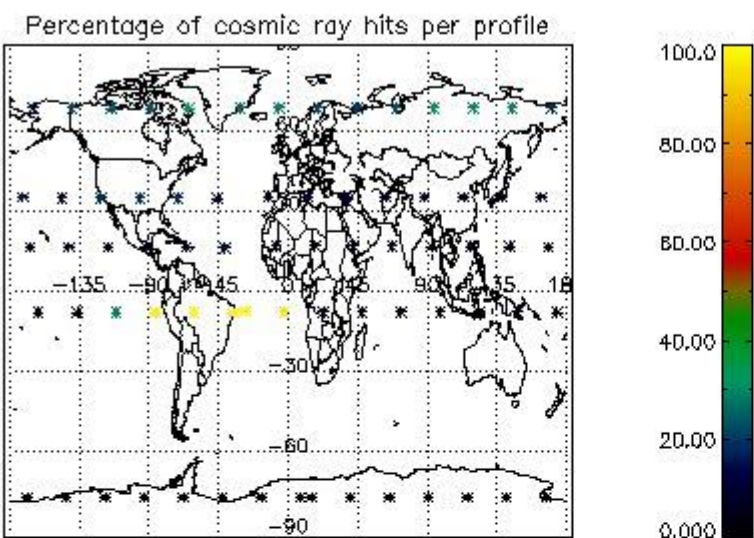


4.1.2 Plot level 1 quality information per product (time dependant): ENVISAT DESCENDING passes

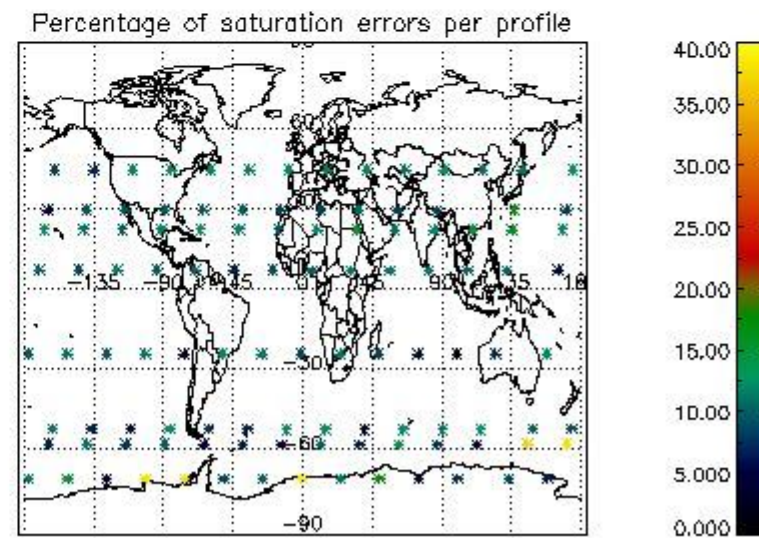
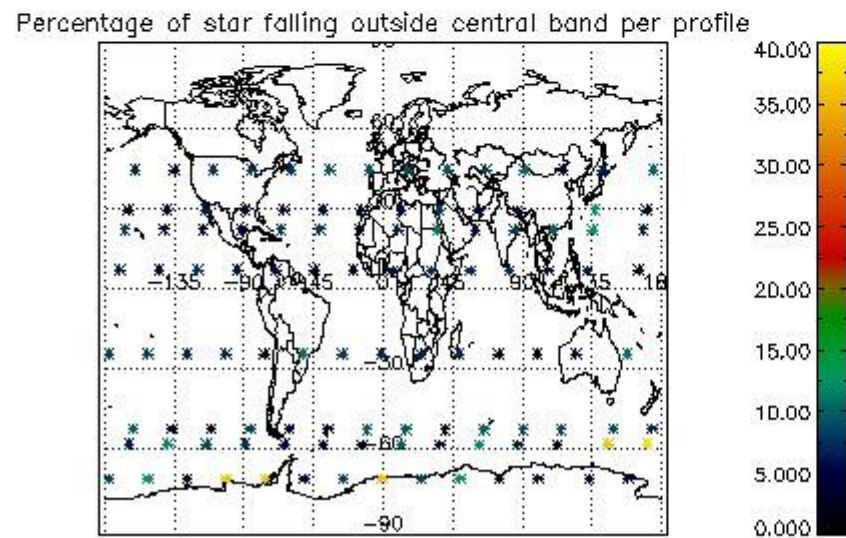
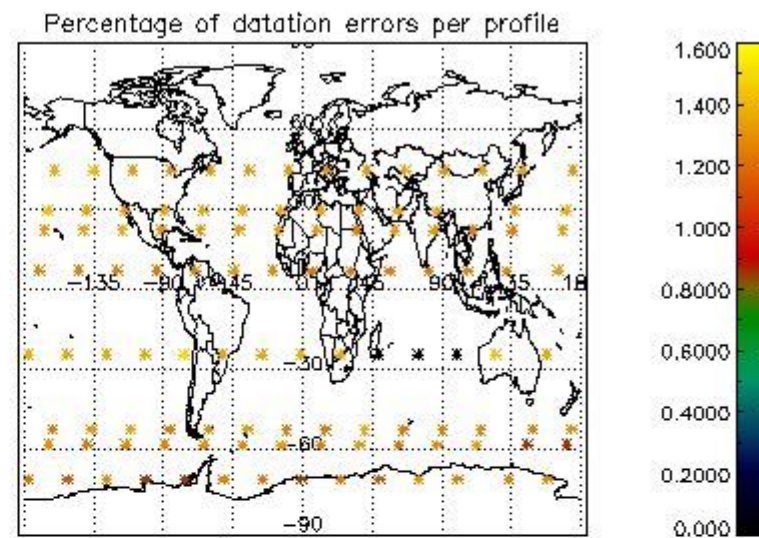
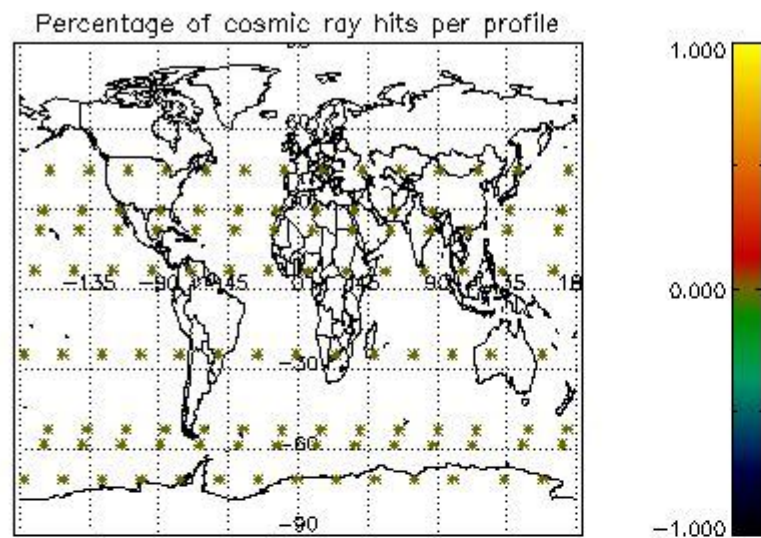


4.2 Plot quality information per product coming from level 1b processing (world map)

4.2.1 Plot level 1 quality information per product (world map): ENVISAT ASCENDING passes



4.2.2 Plot level 1 quality information per product (world map): ENVISAT DESCENDING passes



5. Trace gas profiles

5.1 Ozone statistics based on quality of products

The final quality of the products can be "measured" using the STD (Standard Deviation) attached to every point profile. This information is written to the parameter GOM_NL__2P/NL_LOCAL_SPECIES_DENSITY/o3_std of the level 2 products. The table below shows the statistics for given STD ranges.

The statistics are given with respect to the overall valid production:

- Products without fatal errors: GOM_NL__2P/MPH/PRODUCT_ERR=0
- Valid point profile: GOM_NL__2P/NL_LOCAL_SPECIES_DENSITY/pcd(0)=0

The 'Criteria' is applied to valid points of dark limb products:

- Products in dark limb illumination condition: GOM_NL__2P/NL_SUMMARY_QUALITY/obs_ill_cond=0
- Products without fatal errors: GOM_NL__2P/MPH/PRODUCT_ERR=0
- Valid point profile: GOM_NL__2P/NL_LOCAL_SPECIES_DENSITY/pcd(0)=0

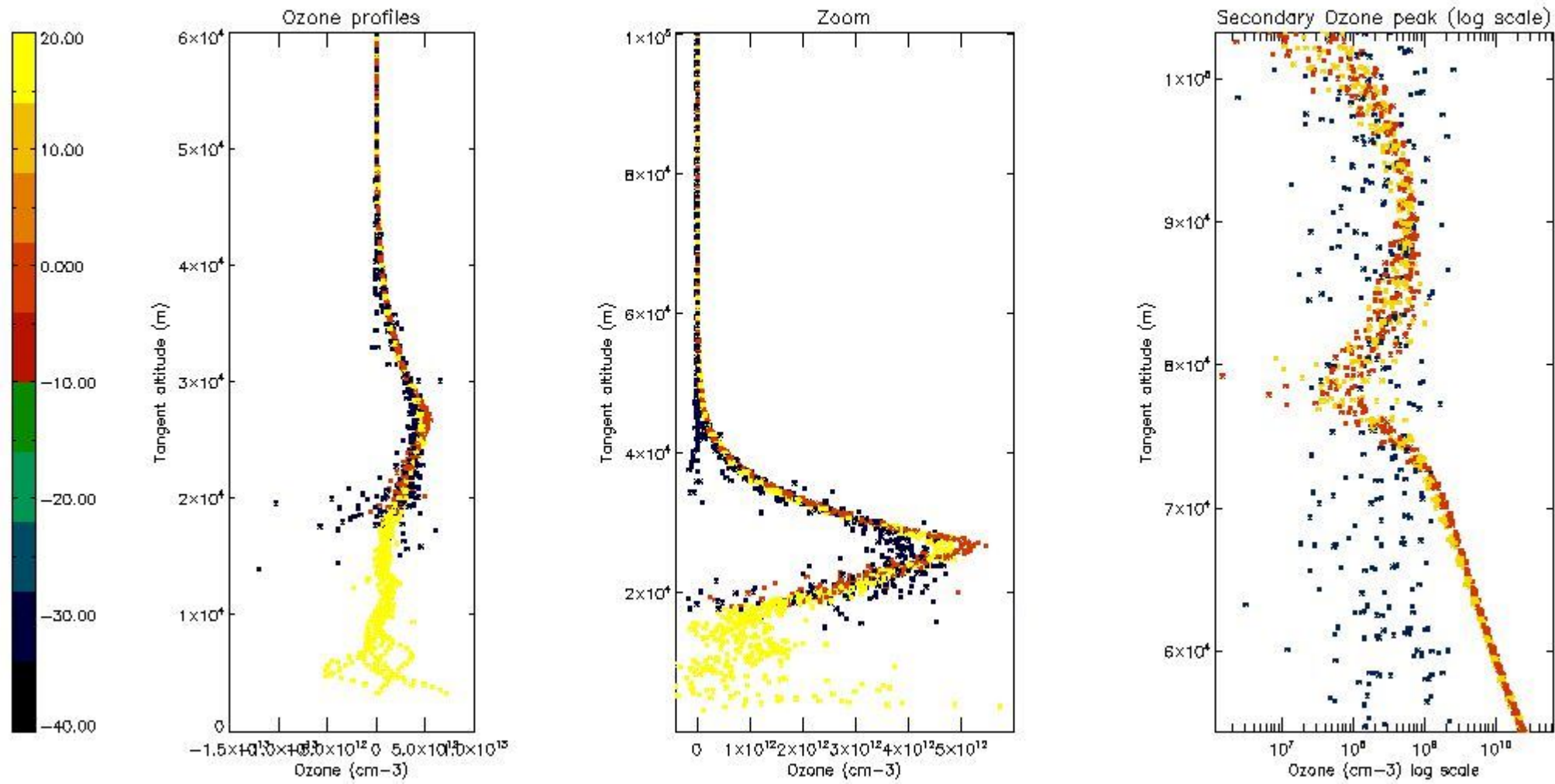
So, the table below shows the percentage of dark limb and valid observations for each criteria with respect to the overall valid daily observations.

Criteria	% of total production
All STD	28
STD < 20	17

STD < 10	14
STD < 5	11

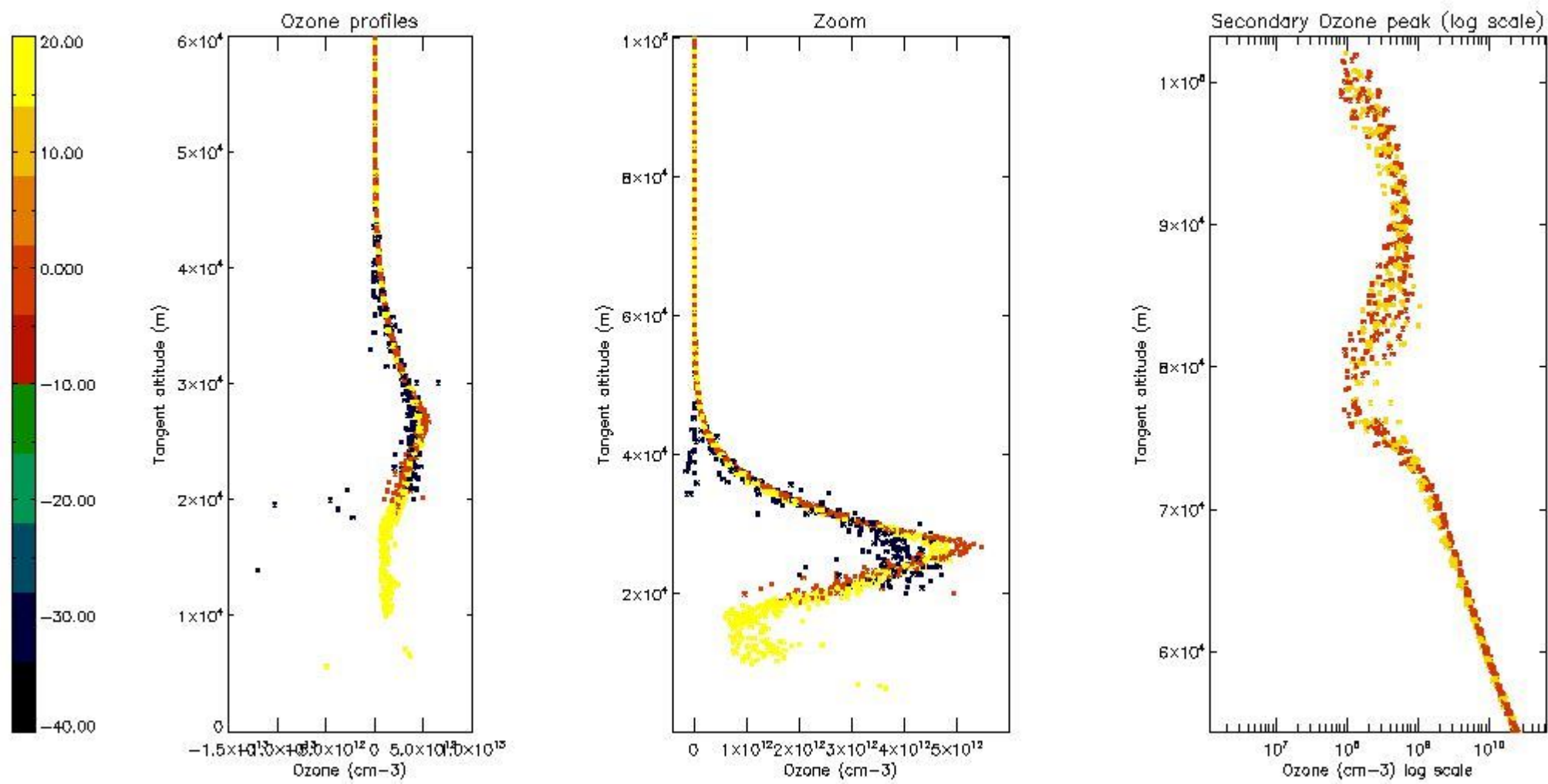
5.2 Plot ozone profiles for all STD (dark without errors)

The colorbar represents the latitude.



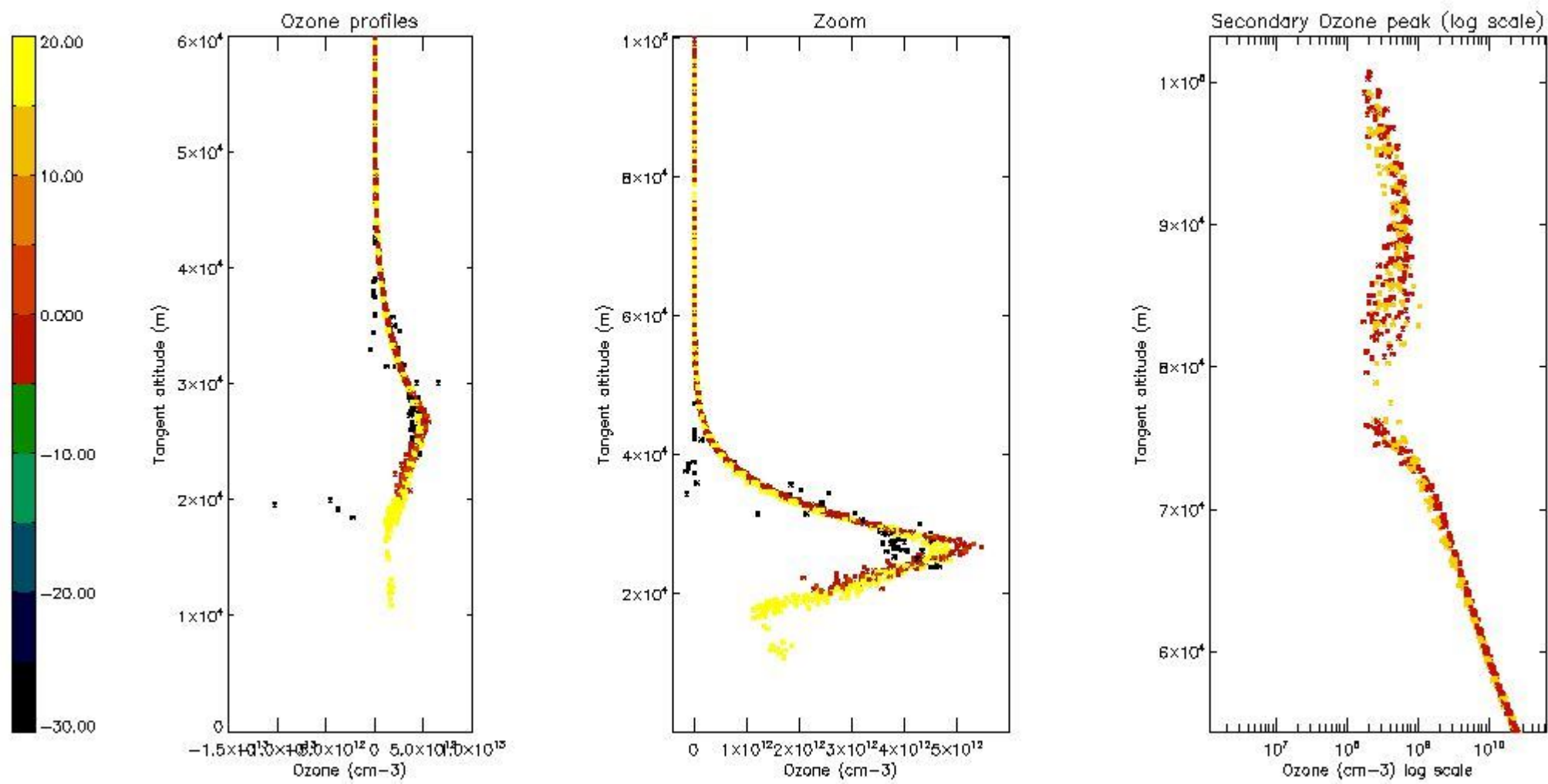
5.3 Plot ozone profiles where STD < 20% (dark without errors)

The colorbar represents the latitude.



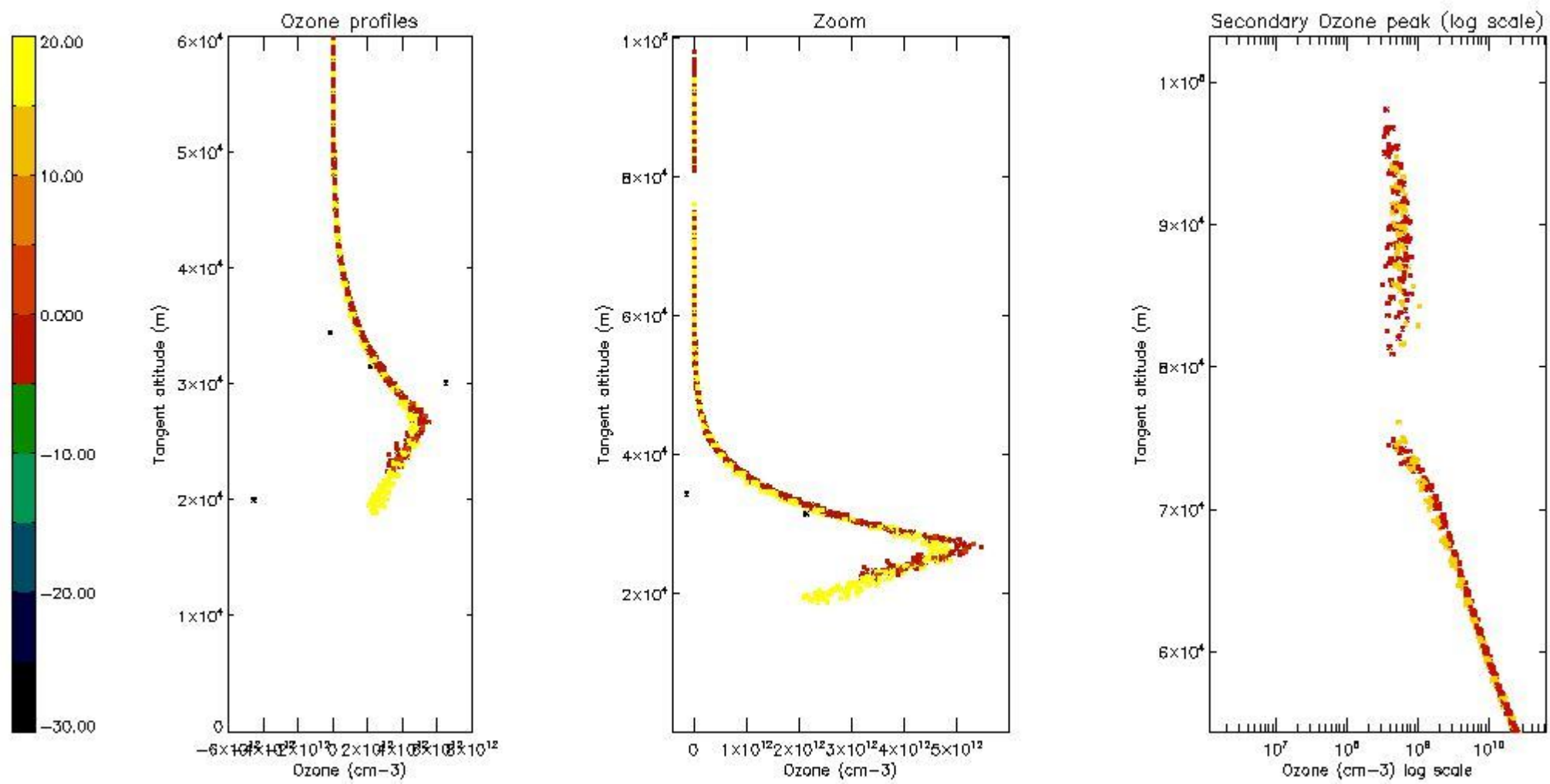
5.4 Plot ozone profiles where STD < 10% (dark without errors)

The colorbar represents the latitude.



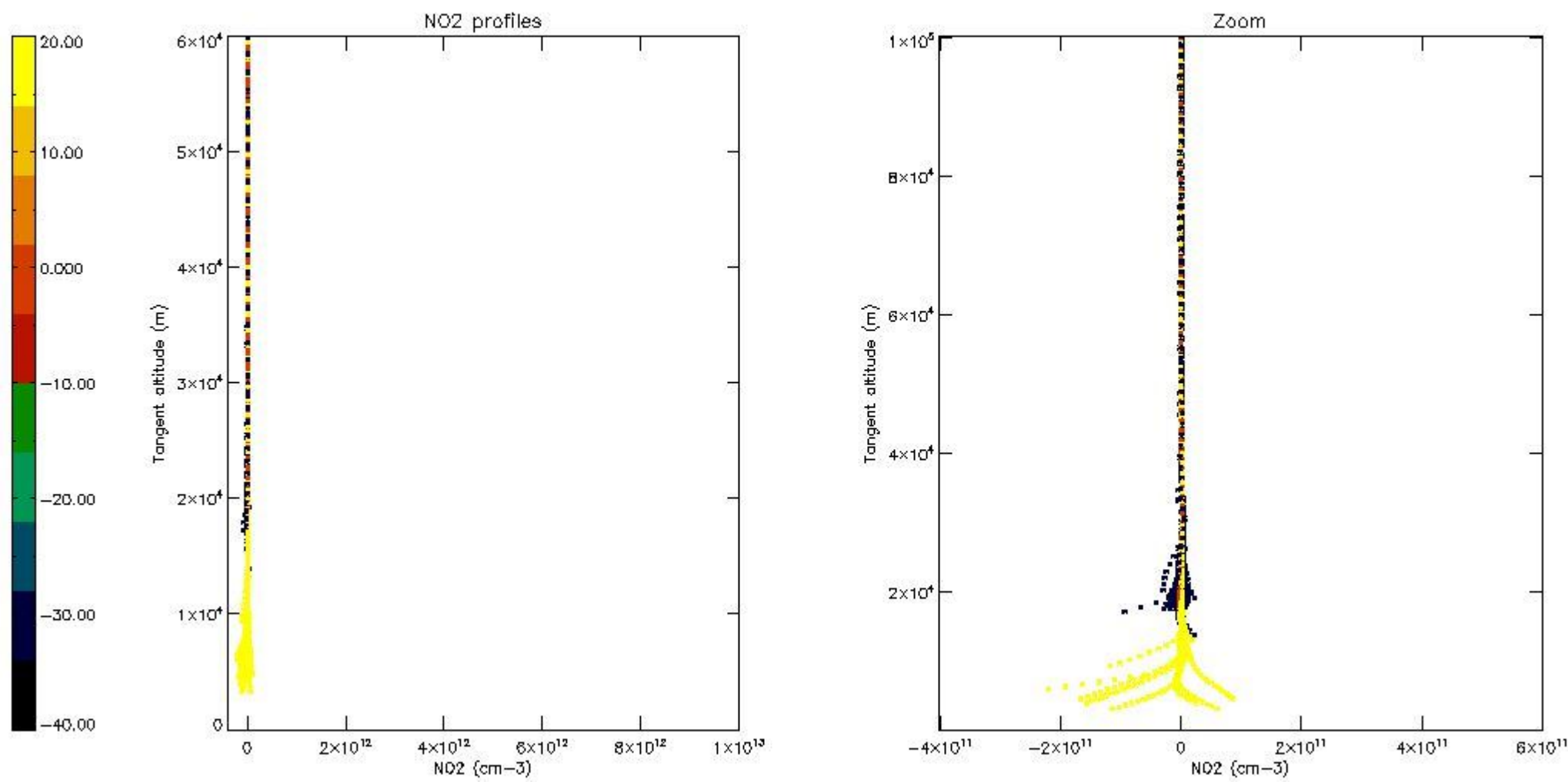
5.5 Plot ozone profiles where STD < 5% (dark without errors)

The colorbar represents the latitude.



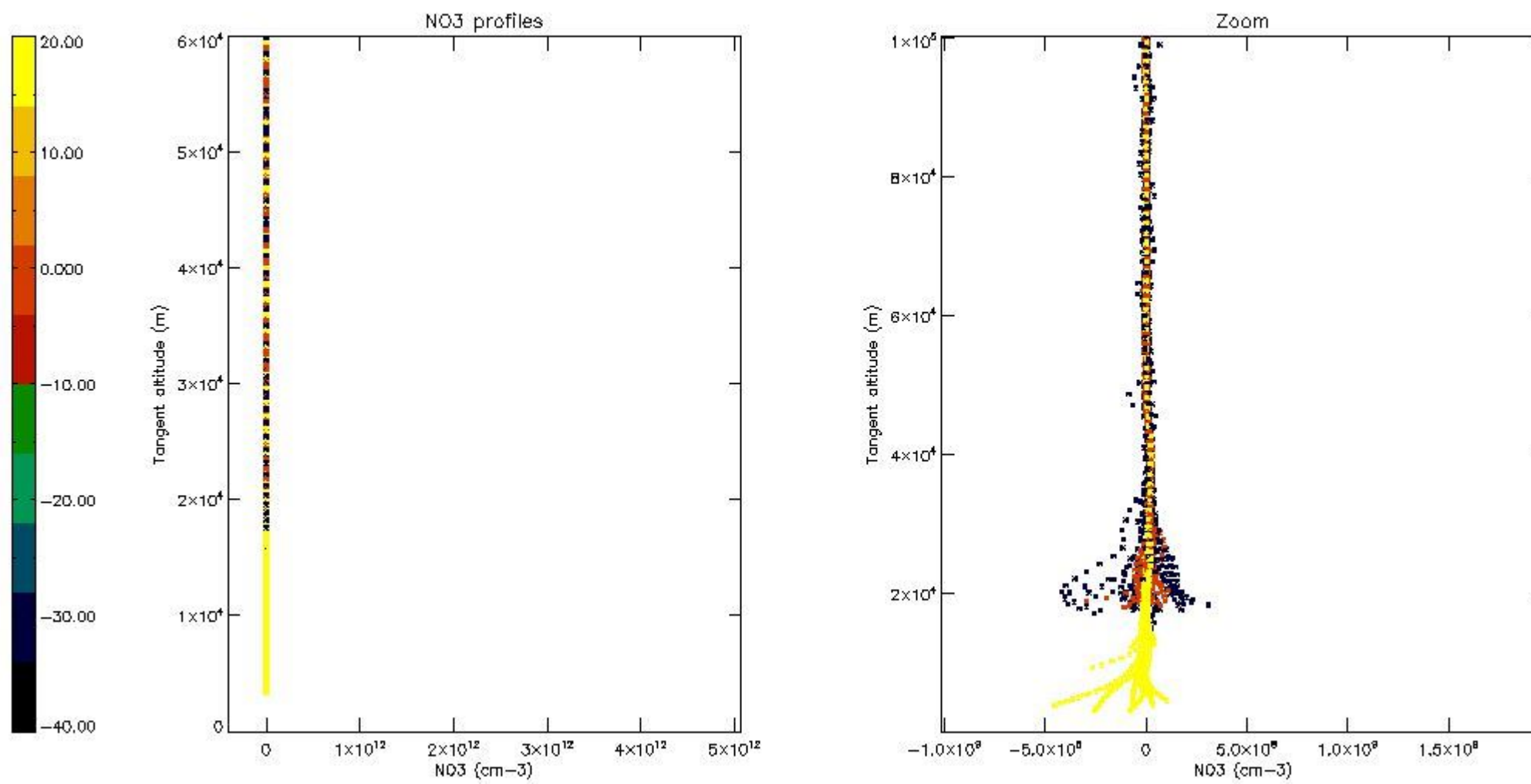
5.6 Plot NO₂ profiles for all STD (dark without errors)

The colorbar represents the latitude.



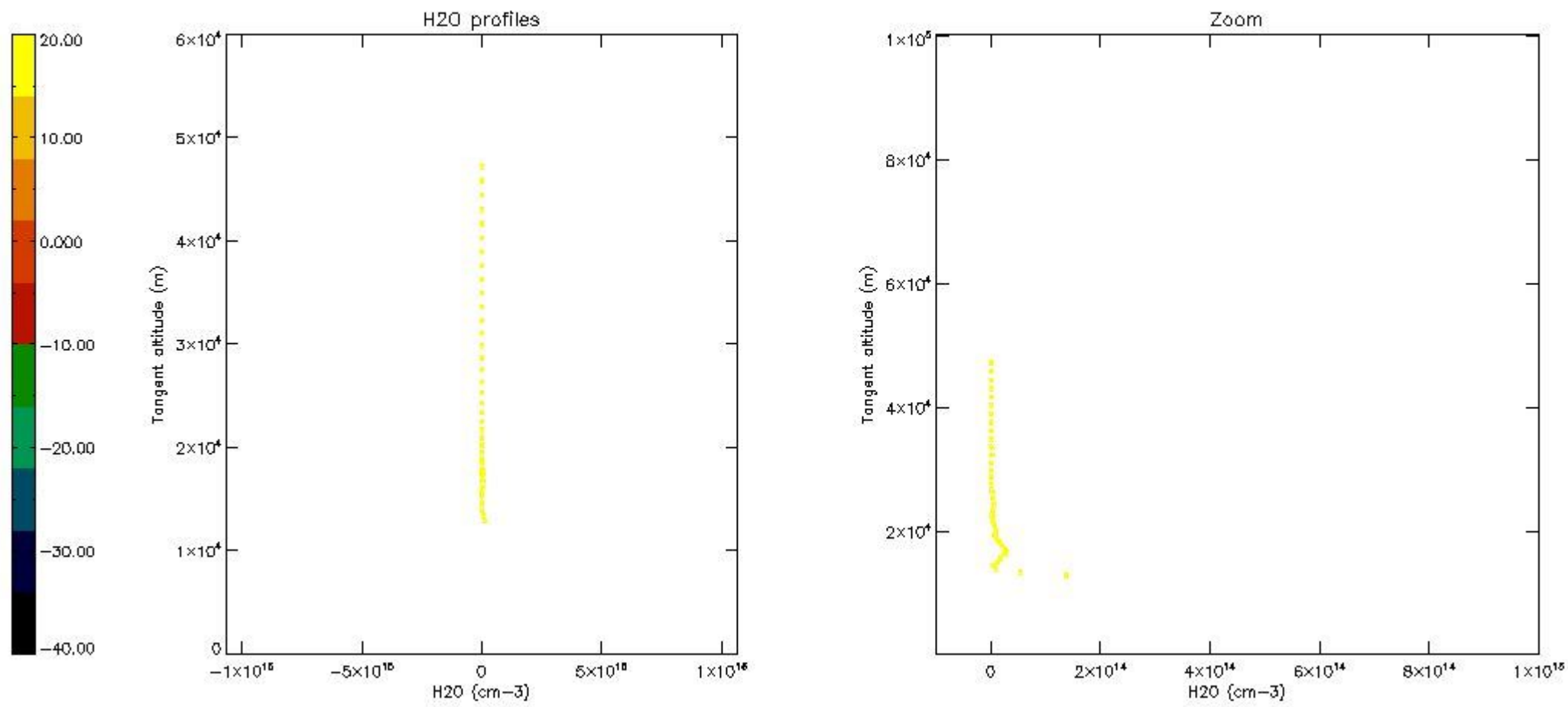
5.7 Plot NO3 profiles for all STD (dark without errors)

The colorbar represents the latitude.



5.8 Plot H₂O profiles for all STD (only for occultations of stars 1,2,3,4,13,14,16,26,63 dark without errors)

The colorbar represents the latitude.



6. Auxiliary Data Files used for the production reported in section 2

The number reported in the third column indicates since which file (see list in section 2) the corresponding auxiliary file has been used. The fourth column is the date of those product files.

Type	Auxiliary Filename	Used since product	Used since product date
INST_PHYS_CHARACTERISTICS	GOM_INS_AXVIEC20091111_143220_20030716_120000_20500101_000000	1	07-NOV-2007 00:06:38
LEVEL-2_PROC_CONFIG	GOM_PR2_AXVIEC20091111_152718_20020301_000000_20500101_000000	1	07-NOV-2007 00:06:38
CROSS_SECTIONS_FILE	GOM_CRS_AXVIEC20091111_154832_20020301_000000_20500101_000000	1	07-NOV-2007 00:06:38

GOMOS Level 2 Daily Report

SUMMARY

[1. General Info](#)

[2. Summary of processed GOM_NL_2P products](#)

[3. Level 2 Quality information per product](#)

[3.1 Plot of level 2 quality information per product \(time dependant\)](#)

[3.2 Plot of level 2 quality information per product \(world map\)](#)

[4. Level 1 Quality information per product \(stored on level 2 products\)](#)

[4.1 Plot of level 1 quality information per product \(time dependant\)](#)

[4.1.1 Plot of level 1 quality information per product \(time dependant\): ASCENDING](#)

[4.1.2 Plot of level 1 quality information per product \(time dependant\): DESCENDING](#)

[4.2 Plot of level 1 quality information per product \(world map\)](#)

[4.2.1 Plot of level 1 quality information per product \(world map\): ASCENDING](#)

[4.2.2 Plot of level 1 quality information per product \(world map\): DESCENDING](#)

[5. Ozone profiles based on quality statistics and other trace gas profiles](#)

[5.1 Ozone statistics based on quality of products](#)

[5.2 Plot ozone profiles for all STD \(dark without errors\)](#)

[5.3 Plot ozone profiles where STD < 20% \(dark without errors\)](#)

[5.4. Plot ozone profiles where STD < 10% \(dark without errors\)](#)

[5.5. Plot ozone profiles where STD < 5% \(dark without errors\)](#)

[5.6 Plot NO2 profiles for all STD \(dark without errors\)](#)

[5.7 Plot NO3 profiles for all STD \(dark without errors\)](#)

[5.8 Plot H2O profiles \(only for occultations of stars 1,2,3,4,13,14,16,26,63 dark without errors\) for all STD](#)

[6. Auxiliary Data Files used for the production reported in section 2](#)

This report presents the daily analysis on parameters extracted from GOMOS level 2 data (GOM_NL__2P). It is intended to monitor some important parameters that will impact the quality of these products. A list of level 2 products (and content) that have arrived during the reporting day to the PCF is also given.

Item	Value
Time of report generation	23APR2013 10:30:54
Data source version	GOMOS/6.01
Start time of products	07-11-2007 (07NOV2007 00:00:00)
Stop time of products	08-11-2007 (08NOV2007 00:00:00)
Store outputs in DB	Yes
Nb of level 2 prods	184
Nb of prods with errors	1

2. Summary of processed GOM_NL__2P products.

Nr	Filename	UTC Start time	Limb	Duration	Star Id	Star Name	Star Mag	Star Temp	Nb Meas	Orbit	Prod. error
1	GOM_NL__2PRFIN20071107_000638_000000542063_00116_29729_9548.N1	07-NOV-2007 00:06:38	Bright	53.500	96	68Del Leo	2.5600	9300.0	107	29729	No
2	GOM_NL__2PRFIN20071107_002643_000000382063_00116_29729_9549.N1	07-NOV-2007 00:26:43	Dark	38.000	113	Mu Vel	2.6920	5000.0	76	29729	No
3	GOM_NL__2PRFIN20071107_003332_000000482063_00117_29730_9551.N1	07-NOV-2007 00:33:32	Dark	48.000	34	Gam2Vel	1.7930	23000.	96	29730	No
4	GOM_NL__2PRFIN20071107_003844_000000502063_00117_29730_9552.N1	07-NOV-2007 00:38:44	Dark	50.000	2	Alp Car	-0.73600	7000.0	100	29730	No
5	GOM_NL__2PRFIN20071107_004826_000000412063_00117_29730_9553.N1	07-NOV-2007 00:48:26	Straylight	40.500	157	The1Eri	2.9060	9300.0	81	29730	No
6	GOM_NL__2PRFIN20071107_010644_000000372063_00117_29730_9554.N1	07-NOV-2007 01:06:44	Bright	37.000	105	6Bet Ari	2.6450	8900.0	74	29730	No
7	GOM_NL__2PRFIN20071107_011054_000000392063_00117_29730_9555.N1	07-NOV-2007 01:10:54	Bright	38.500	53	43Bet And	2.0480	3300.0	77	29730	No
8	GOM_NL__2PRFIN20071107_011302_000000402063_00117_29730_9556.N1	07-NOV-2007 01:13:02	Bright	40.000	73	57Gam1And	2.2600	13100.	80	29730	No
9	GOM_NL__2PRFIN20071107_011718_000000402063_00117_29730_9557.N1	07-NOV-2007 01:17:18	Bright	39.500	160	23Gam Per	2.9300	4700.0	79	29730	No
10	GOM_NL__2PRFIN20071107_012602_000000352063_00117_29730_9558.N1	07-NOV-2007 01:26:02	Bright	35.000	49	1Alp UMi	1.9900	6300.0	70	29730	No
11	GOM_NL__2PRFIN20071107_013403_000000402063_00117_29730_9559.N1	07-NOV-2007 01:34:03	Bright	39.500	36	50Alp UMa	1.8000	6300.0	79	29730	No
12	GOM_NL__2PRFIN20071107_013540_000000382063_00117_29730_9560.N1	07-NOV-2007 01:35:40	Bright	37.500	82	48Bet UMa	2.3650	10600.	75	29730	No
13	GOM_NL__2PRFIN20071107_013929_000000402063_00117_29730_9561.N1	07-NOV-2007 01:39:29	Bright	40.000	174	52Psi UMa	3.0040	4400.0	80	29730	No
14	GOM_NL__2PRFIN20071107_014714_000000612063_00117_29730_9562.N1	07-NOV-2007 01:47:14	Bright	60.500	96	68Del Leo	2.5600	9300.0	121	29730	No
15	GOM_NL__2PRFIN20071107_020719_000000402063_00117_29730_9563.N1	07-NOV-2007 02:07:19	Dark	40.000	113	Mu Vel	2.6920	5000.0	80	29730	No
16	GOM_NL__2PRFIN20071107_021408_000000472063_00118_29731_9551.N1	07-NOV-2007 02:14:08	Dark	47.000	34	Gam2Vel	1.7930	23000.	94	29731	No
17	GOM_NL__2PRFIN20071107_021920_000000522063_00118_29731_9552.N1	07-NOV-2007 02:19:20	Dark	51.500	2	Alp Car	-0.73600	7000.0	103	29731	No
18	GOM_NL__2PRFIN20071107_022902_000000382063_00118_29731_9553.N1	07-NOV-2007 02:29:02	Straylight	38.000	157	The1Eri	2.9060	9300.0	76	29731	No
19	GOM_NL__2PRFIN20071107_024720_000000372063_00118_29731_9554.N1	07-NOV-2007 02:47:20	Bright	37.000	105	6Bet Ari	2.6450	8900.0	74	29731	No
20	GOM_NL__2PRFIN20071107_025141_000000272063_00118_29731_9555.N1	07-NOV-2007 02:51:41	Dark	27.000	53	43Bet And	2.0480	3300.0	54	29731	Yes
21	GOM_NL__2PRFIN20071107_025338_000000402063_00118_29731_9556.N1	07-NOV-2007 02:53:38	Bright	39.500	73	57Gam1And	2.2600	13100.	79	29731	No
22	GOM_NL__2PRFIN20071107_025753_000000402063_00118_29731_9557.N1	07-NOV-2007 02:57:53	Bright	39.500	160	23Gam Per	2.9300	4700.0	79	29731	No
23	GOM_NL__2PRFIN20071107_030638_000000322063_00118_29731_9558.N1	07-NOV-2007 03:06:38	Bright	32.000	49	1Alp UMi	1.9900	6300.0	64	29731	No
24	GOM_NL__2PRFIN20071107_031438_000000402063_00118_29731_9559.N1	07-NOV-2007 03:14:38	Bright	40.000	36	50Alp UMa	1.8000	6300.0	80	29731	No
25	GOM_NL__2PRFIN20071107_031616_000000392063_00118_29731_9560.N1	07-NOV-2007 03:16:16	Bright	39.000	82	48Bet UMa	2.3650	10600.	78	29731	No
26	GOM_NL__2PRFIN20071107_032005_000000382063_00118_29731_9561.N1	07-NOV-2007 03:20:05	Bright	38.000	174	52Psi UMa	3.0040	4400.0	76	29731	No
27	GOM_NL__2PRFIN20071107_032751_000000412063_00118_29731_9562.N1	07-NOV-2007 03:27:51	Bright	41.000	96	68Del Leo	2.5600	9300.0	82	29731	No
28	GOM_NL__2PRFIN20071107_034756_000000432063_00118_29731_9563.N1	07-NOV-2007 03:47:56	Dark	42.500	113	Mu Vel	2.6920	5000.0	85	29731	No
29	GOM_NL__2PRFIN20071107_035445_000000462063_00119_29732_9555.N1	07-NOV-2007 03:54:45	Dark	46.000	34	Gam2Vel	1.7930	23000.	92	29732	No
30	GOM_NL__2PRFIN20071107_035957_000000502063_00119_29732_9556.N1	07-NOV-2007 03:59:57	Dark	49.500	2	Alp Car	-0.73600	7000.0	99	29732	No
31	GOM_NL__2PRFIN20071107_040938_000000382063_00119_29732_9557.N1	07-NOV-2007 04:09:38	Straylight	37.500	157	The1Eri	2.9060	9300.0	75	29732	No
32	GOM_NL__2PRFIN20071107_042755_000000382063_00119_29732_9558.N1	07-NOV-2007 04:27:55	Bright	38.000	105	6Bet Ari	2.6450	8900.0	76	29732	No
33	GOM_NL__2PRFIN20071107_043210_000000372063_00119_29732_9559.N1	07-NOV-2007 04:32:10	Bright	36.500	173	4Bet Tri	3.0040	8900.0	73	29732	No
34	GOM_NL__2PRFIN20071107_043413_000000382063_00119_29732_9560.N1	07-NOV-2007 04:34:13	Bright	38.000	73	57Gam1And	2.2600	13100.	76	29732	No
35	GOM_NL__2PRFIN20071107_043829_000000412063_00119_29732_9561.N1	07-NOV-2007 04:38:29	Bright	40.500	160	23Gam Per	2.9300	4700.0	81	29732	No
36	GOM_NL__2PRFIN20071107_044714_000000352063_00119_29732_9562.N1	07-NOV-2007 04:47:14	Bright	34.500	49	1Alp UMi	1.9900	6300.0	69	29732	No
37	GOM_NL__2PRFIN20071107_045514_000000412063_00119_29732_9563.N1	07-NOV-2007 04:55:14	Bright	40.500	36	50Alp UMa	1.8000	6300.0	81	29732	No
38	GOM_NL__2PRFIN20071107_045652_000000422063_00119_29732_9564.N1	07-NOV-2007 04:56:52	Bright	41.500	82	48Bet UMa	2.3650	10600.	83	29732	No
39	GOM_NL__2PRFIN20071107_050041_000000442063_00119_29732_9565.N1	07-NOV-2007 05:00:41	Bright	44.000	174	52Psi UMa	3.0040	4400.0	88	29732	No
40	GOM_NL__2PRFIN20071107_050827_000000402063_00119_29732_9566.N1	07-NOV-2007 05:08:27	Bright	40.000	96	68Del Leo	2.5600	9300.0	80	29732	No
41	GOM_NL__2PRFIN20071107_052832_000000412063_00119_29732_9567.N1	07-NOV-2007 05:28:32	Dark	41.000	113	Mu Vel	2.6920	5000.0	82	29732	No
42	GOM_NL__2PRFIN20071107_053522_000000472063_00120_29733_9589.N1	07-NOV-2007 05:35:22	Dark	47.000	34	Gam2Vel	1.7930	23000.	94	29733	No

43	GOM_NL__2PRFIN20071107_054034_000000502063_00120_29733_9590.N1	07-NOV-2007 05:40:34	Dark	50.000	2	Alp Car	-0.73600	7000.0	100	29733	No
44	GOM_NL__2PRFIN20071107_055014_000000392063_00120_29733_9591.N1	07-NOV-2007 05:50:14	Straylight	39.000	157	The1Eri	2.9060	9300.0	78	29733	No
45	GOM_NL__2PRFIN20071107_060831_000000372063_00120_29733_9592.N1	07-NOV-2007 06:08:31	Bright	37.000	105	6Bet Ari	2.6450	8900.0	74	29733	No
46	GOM_NL__2PRFIN20071107_061246_000000372063_00120_29733_9593.N1	07-NOV-2007 06:12:46	Bright	36.500	173	4Bet Tri	3.0040	8900.0	73	29733	No
47	GOM_NL__2PRFIN20071107_061449_000000372063_00120_29733_9594.N1	07-NOV-2007 06:14:49	Bright	37.000	73	57Gam1And	2.2600	13100.	74	29733	No
48	GOM_NL__2PRFIN20071107_061905_000000412063_00120_29733_9595.N1	07-NOV-2007 06:19:05	Bright	40.500	160	23Gam Per	2.9300	4700.0	81	29733	No
49	GOM_NL__2PRFIN20071107_062750_000000362063_00120_29733_9596.N1	07-NOV-2007 06:27:50	Bright	35.500	49	1Alp UMi	1.9900	6300.0	71	29733	No
50	GOM_NL__2PRFIN20071107_063550_000000372063_00120_29733_9597.N1	07-NOV-2007 06:35:50	Bright	36.500	36	50Alp UMa	1.8000	6300.0	73	29733	No
51	GOM_NL__2PRFIN20071107_063728_000000382063_00120_29733_9598.N1	07-NOV-2007 06:37:28	Bright	38.000	82	48Bet UMa	2.3650	10600.	76	29733	No
52	GOM_NL__2PRFIN20071107_064116_000000412063_00120_29733_9599.N1	07-NOV-2007 06:41:16	Bright	40.500	174	52Psi UMa	3.0040	4400.0	81	29733	No
53	GOM_NL__2PRFIN20071107_064903_000000532063_00120_29733_9600.N1	07-NOV-2007 06:49:03	Bright	52.500	96	68Del Leo	2.5600	9300.0	105	29733	No
54	GOM_NL__2PRFIN20071107_070909_000000392063_00120_29733_9601.N1	07-NOV-2007 07:09:09	Dark	39.000	113	Mu Vel	2.6920	5000.0	78	29733	No
55	GOM_NL__2PRFIN20071107_071559_000000472063_00121_29734_9607.N1	07-NOV-2007 07:15:59	Dark	47.000	34	Gam2Vel	1.7930	23000.	94	29734	No
56	GOM_NL__2PRFIN20071107_072111_000000622063_00121_29734_9608.N1	07-NOV-2007 07:21:11	Dark	62.000	2	Alp Car	-0.73600	7000.0	124	29734	No
57	GOM_NL__2PRFIN20071107_073051_000000392063_00121_29734_9609.N1	07-NOV-2007 07:30:51	Straylight	38.500	157	The1Eri	2.9060	9300.0	77	29734	No
58	GOM_NL__2PRFIN20071107_074907_000000382063_00121_29734_9610.N1	07-NOV-2007 07:49:07	Bright	37.500	105	6Bet Ari	2.6450	8900.0	75	29734	No
59	GOM_NL__2PRFIN20071107_075322_000000382063_00121_29734_9611.N1	07-NOV-2007 07:53:22	Bright	37.500	173	4Bet Tri	3.0040	8900.0	75	29734	No
60	GOM_NL__2PRFIN20071107_075525_000000402063_00121_29734_9612.N1	07-NOV-2007 07:55:25	Bright	39.500	73	57Gam1And	2.2600	13100.	79	29734	No
61	GOM_NL__2PRFIN20071107_075940_000000402063_00121_29734_9613.N1	07-NOV-2007 07:59:40	Bright	40.000	160	23Gam Per	2.9300	4700.0	80	29734	No
62	GOM_NL__2PRFIN20071107_080826_000000372063_00121_29734_9614.N1	07-NOV-2007 08:08:26	Bright	36.500	49	1Alp UMi	1.9900	6300.0	73	29734	No
63	GOM_NL__2PRFIN20071107_081626_000000412063_00121_29734_9615.N1	07-NOV-2007 08:16:26	Bright	40.500	36	50Alp UMa	1.8000	6300.0	81	29734	No
64	GOM_NL__2PRFIN20071107_081804_000000412063_00121_29734_9616.N1	07-NOV-2007 08:18:04	Bright	40.500	82	48Bet UMa	2.3650	10600.	81	29734	No
65	GOM_NL__2PRFIN20071107_082153_000000592063_00121_29734_9617.N1	07-NOV-2007 08:21:53	Bright	59.000	174	52Psi UMa	3.0040	4400.0	118	29734	No
66	GOM_NL__2PRFIN20071107_082939_000000412063_00121_29734_9618.N1	07-NOV-2007 08:29:39	Bright	41.000	96	68Del Leo	2.5600	9300.0	82	29734	No
67	GOM_NL__2PRFIN20071107_084945_000000402063_00121_29734_9619.N1	07-NOV-2007 08:49:45	Dark	39.500	113	Mu Vel	2.6920	5000.0	79	29734	No
68	GOM_NL__2PRFIN20071107_085636_000000472063_00122_29735_9643.N1	07-NOV-2007 08:56:36	Dark	47.000	34	Gam2Vel	1.7930	23000.	94	29735	No
69	GOM_NL__2PRFIN20071107_090147_000000502063_00122_29735_9644.N1	07-NOV-2007 09:01:47	Dark	50.000	2	Alp Car	-0.73600	7000.0	100	29735	No
70	GOM_NL__2PRFIN20071107_091127_000000392063_00122_29735_9645.N1	07-NOV-2007 09:11:27	Straylight	38.500	157	The1Eri	2.9060	9300.0	77	29735	No
71	GOM_NL__2PRFIN20071107_092943_000000382063_00122_29735_9646.N1	07-NOV-2007 09:29:43	Bright	37.500	105	6Bet Ari	2.6450	8900.0	75	29735	No
72	GOM_NL__2PRFIN20071107_093357_000000372063_00122_29735_9647.N1	07-NOV-2007 09:33:57	Bright	36.500	173	4Bet Tri	3.0040	8900.0	73	29735	No
73	GOM_NL__2PRFIN20071107_093601_000000382063_00122_29735_9648.N1	07-NOV-2007 09:36:01	Bright	38.000	73	57Gam1And	2.2600	13100.	76	29735	No
74	GOM_NL__2PRFIN20071107_094016_000000402063_00122_29735_9649.N1	07-NOV-2007 09:40:16	Bright	40.000	160	23Gam Per	2.9300	4700.0	80	29735	No
75	GOM_NL__2PRFIN20071107_094902_000000362063_00122_29735_9650.N1	07-NOV-2007 09:49:02	Bright	36.000	49	1Alp UMi	1.9900	6300.0	72	29735	No
76	GOM_NL__2PRFIN20071107_095702_000000412063_00122_29735_9651.N1	07-NOV-2007 09:57:02	Bright	40.500	36	50Alp UMa	1.8000	6300.0	81	29735	No
77	GOM_NL__2PRFIN20071107_095839_000000382063_00122_29735_9652.N1	07-NOV-2007 09:58:39	Bright	37.500	82	48Bet UMa	2.3650	10600.	75	29735	No
78	GOM_NL__2PRFIN20071107_100228_000000412063_00122_29735_9653.N1	07-NOV-2007 10:02:28	Bright	41.000	174	52Psi UMa	3.0040	4400.0	82	29735	No
79	GOM_NL__2PRFIN20071107_101016_000000432063_00122_29735_9654.N1	07-NOV-2007 10:10:16	Bright	43.000	96	68Del Leo	2.5600	9300.0	86	29735	No
80	GOM_NL__2PRFIN20071107_103022_000000392063_00122_29735_9655.N1	07-NOV-2007 10:30:22	Dark	38.500	113	Mu Vel	2.6920	5000.0	77	29735	No
81	GOM_NL__2PRFIN20071107_103713_000000482063_00123_29736_9654.N1	07-NOV-2007 10:37:13	Dark	47.500	34	Gam2Vel	1.7930	23000.	95	29736	No
82	GOM_NL__2PRFIN20071107_104224_000000622063_00123_29736_9655.N1	07-NOV-2007 10:42:24	Dark	62.000	2	Alp Car	-0.73600	7000.0	124	29736	No
83	GOM_NL__2PRFIN20071107_105203_000000372063_00123_29736_9656.N1	07-NOV-2007 10:52:03	Straylight	36.500	157	The1Eri	2.9060	9300.0	73	29736	No
84	GOM_NL__2PRFIN20071107_111019_000000382063_00123_29736_9657.N1	07-NOV-2007 11:10:19	Bright	37.500	105	6Bet Ari	2.6450	8900.0	75	29736	No
85	GOM_NL__2PRFIN20071107_111433_000000372063_00123_29736_9658.N1	07-NOV-2007 11:14:33	Bright	36.500	173	4Bet Tri	3.0040	8900.0	73	29736	No
86	GOM_NL__2PRFIN20071107_111636_000000372063_00123_29736_9659.N1	07-NOV-2007 11:16:36	Bright	36.500	73	57Gam1And	2.2600	13100.	73	29736	No
87	GOM_NL__2PRFIN20071107_112051_000000392063_00123_29736_9660.N1	07-NOV-2007 11:20:51	Bright	39.000	160	23Gam Per	2.9300	4700.0	78	29736	No
88	GOM_NL__2PRFIN20071107_112938_000000372063_00123_29736_9661.N1	07-NOV-2007 11:29:38	Bright	36.500	49	1Alp UMi	1.9900	6300.0	73	29736	No
89	GOM_NL__2PRFIN20071107_113738_000000382063_00123_29736_9662.N1	07-NOV-2007 11:37:38	Bright	37.500	36	50Alp UMa	1.8000	6300.0	75	29736	No
90	GOM_NL__2PRFIN20071107_113915_000000392063_00123_29736_9663.N1	07-NOV-2007 11:39:15	Bright	39.000	82	48Bet UMa	2.3650	10600.	78	29736	No
91	GOM_NL__2PRFIN20071107_114304_000000402063_00123_29736_9664.N1	07-NOV-2007 11:43:04	Bright	40.000	174	52Psi UMa	3.0040	4400.0	80	29736	No
92	GOM_NL__2PRFIN20071107_115052_000000602063_00123_29736_9665.N1	07-NOV-2007 11:50:52	Bright	60.000	96	68Del Leo	2.5600	9300.0	120	29736	No
93	GOM_NL__2PRFIN20071107_121058_000000402063_00123_29736_9666.N1	07-NOV-2007 12:10:58	Dark	39.500	113	Mu Vel	2.6920	5000.0	79	29736	No
94	GOM_NL__2PRFIN20071107_121750_000000482063_00124_29737_9667.N1	07-NOV-2007 12:17:50	Dark	48.000	34	Gam2Vel	1.7930	23000.	96	29737	No
95	GOM_NL__2PRFIN20071107_122301_000000472063_00124_29737_9668.N1	07-NOV-2007 12:23:01	Dark	47.000	2	Alp Car	-0.73600	7000.0	94	29737	No
96	GOM_NL__2PRFIN20071107_123239_000000392063_00124_29737_9669.N1	07-NOV-2007 12:32:39	Straylight	39.000	157	The1Eri	2.9060	9300.0	78	29737	No
97	GOM_NL__2PRFIN20071107_125055_000000382063_00124_29737_9670.N1	07-NOV-2007 12:50:55	Bright	37.500	105	6Bet Ari	2.6450	8900.0	75	29737	No
98	GOM_NL__2PRFIN20071107_125509_000000372063_00124_29737_9671.N1	07-NOV-2007 12:55:09	Bright	36.500	173	4Bet Tri	3.0040	8900.0	73	29737	No
99	GOM_NL__2PRFIN20071107_125712_000000382063_00124_29737_9672.N1	07-NOV-2007 12:57:12	Bright	37.500	73	57Gam1And	2.2600	13100.	75	29737	No
100	GOM_NL__2PRFIN20071107_130126_000000382063_00124_29737_9673.N1	07-NOV-2007 13:01:26	Bright	38.000	160	23Gam Per	2.9300	4700.0	76	29737	No
101	GOM_NL__2PRFIN20071107_131014_000000372063_00124_29737_9674.N1	07-NOV-2007 13:10:14	Bright	37.000	49	1Alp UMi	1.9900	6300.0	74	29737	No

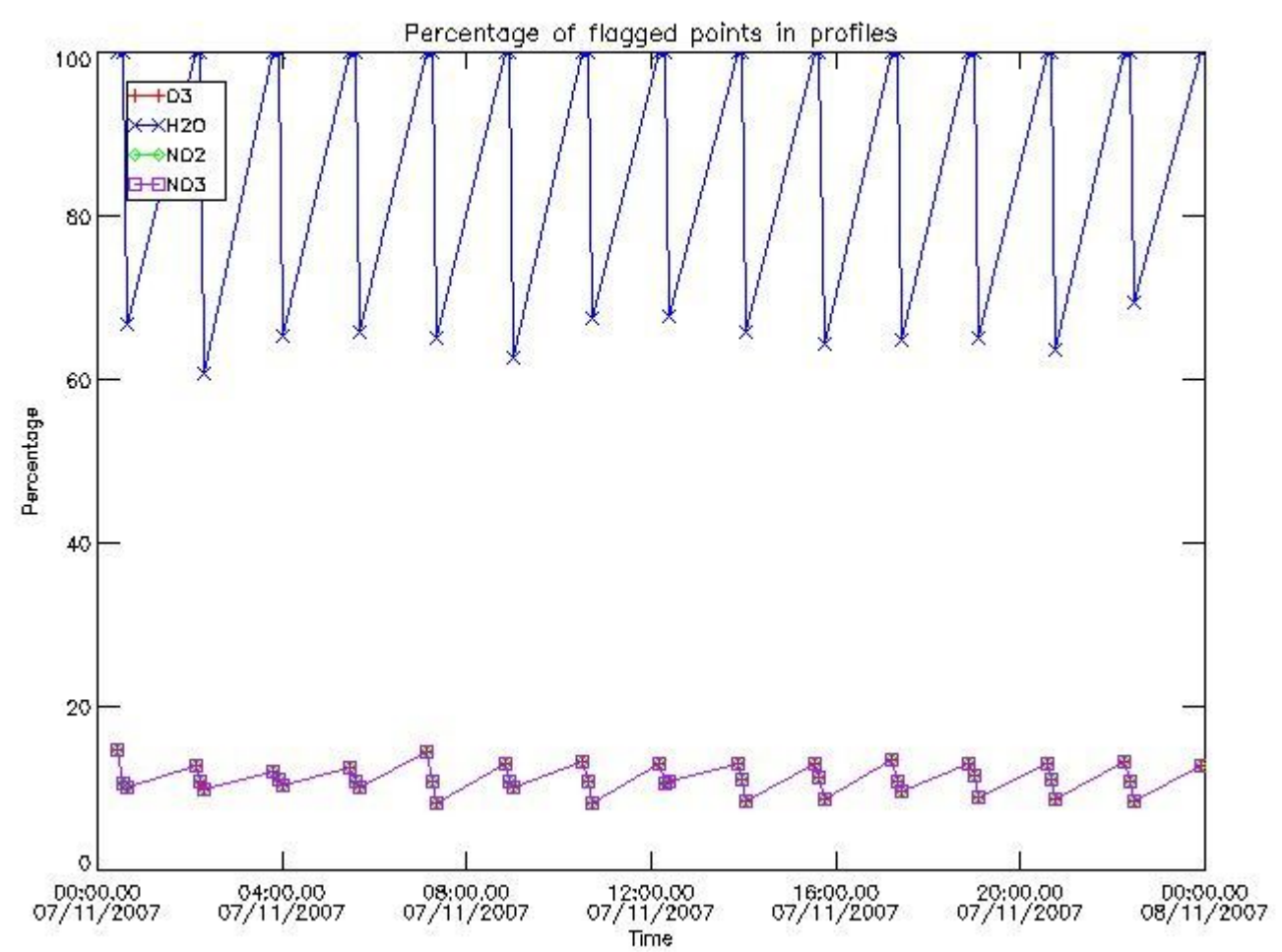
102	GOM_NL__2PRFIN20071107_131813_000000392063_00124_29737_9675.N1	07-NOV-2007 13:18:13	Bright	39.000	36	50Alp UMa	1.8000	6300.0	78	29737	No
103	GOM_NL__2PRFIN20071107_131951_000000392063_00124_29737_9676.N1	07-NOV-2007 13:19:51	Bright	38.500	82	48Bet UMa	2.3650	10600.	77	29737	No
104	GOM_NL__2PRFIN20071107_132340_000000592063_00124_29737_9677.N1	07-NOV-2007 13:23:40	Bright	59.000	174	52Psi UMa	3.0040	4400.0	118	29737	No
105	GOM_NL__2PRFIN20071107_133128_000000412063_00124_29737_9678.N1	07-NOV-2007 13:31:28	Bright	41.000	96	68Del Leo	2.5600	9300.0	82	29737	No
106	GOM_NL__2PRFIN20071107_135135_000000402063_00124_29737_9679.N1	07-NOV-2007 13:51:35	Dark	39.500	113	Mu Vel	2.6920	5000.0	79	29737	No
107	GOM_NL__2PRFIN20071107_135827_000000462063_00125_29738_9708.N1	07-NOV-2007 13:58:27	Dark	46.000	34	Gam2Vel	1.7930	23000.	92	29738	No
108	GOM_NL__2PRFIN20071107_140337_000000612063_00125_29738_9709.N1	07-NOV-2007 14:03:37	Dark	60.500	2	Alp Car	-0.73600	7000.0	121	29738	No
109	GOM_NL__2PRFIN20071107_141315_000000402063_00125_29738_9710.N1	07-NOV-2007 14:13:15	Straylight	40.000	157	The1Eri	2.9060	9300.0	80	29738	No
110	GOM_NL__2PRFIN20071107_143131_000000382063_00125_29738_9711.N1	07-NOV-2007 14:31:31	Bright	37.500	105	6Bet Ari	2.6450	8900.0	75	29738	No
111	GOM_NL__2PRFIN20071107_143544_000000372063_00125_29738_9712.N1	07-NOV-2007 14:35:44	Bright	36.500	173	4Bet Tri	3.0040	8900.0	73	29738	No
112	GOM_NL__2PRFIN20071107_143748_000000382063_00125_29738_9713.N1	07-NOV-2007 14:37:48	Bright	38.000	73	57Gam1And	2.2600	13100.	76	29738	No
113	GOM_NL__2PRFIN20071107_144202_000000402063_00125_29738_9714.N1	07-NOV-2007 14:42:02	Bright	39.500	160	23Gam Per	2.9300	4700.0	79	29738	No
114	GOM_NL__2PRFIN20071107_145050_000000332063_00125_29738_9715.N1	07-NOV-2007 14:50:50	Bright	33.000	49	1Alp UMi	1.9900	6300.0	66	29738	No
115	GOM_NL__2PRFIN20071107_145849_000000402063_00125_29738_9716.N1	07-NOV-2007 14:58:49	Bright	40.000	36	50Alp UMa	1.8000	6300.0	80	29738	No
116	GOM_NL__2PRFIN20071107_150027_000000402063_00125_29738_9717.N1	07-NOV-2007 15:00:27	Bright	39.500	82	48Bet UMa	2.3650	10600.	79	29738	No
117	GOM_NL__2PRFIN20071107_150416_000000592063_00125_29738_9718.N1	07-NOV-2007 15:04:16	Bright	59.000	174	52Psi UMa	3.0040	4400.0	118	29738	No
118	GOM_NL__2PRFIN20071107_151204_000000612063_00125_29738_9719.N1	07-NOV-2007 15:12:04	Bright	61.000	96	68Del Leo	2.5600	9300.0	122	29738	No
119	GOM_NL__2PRFIN20071107_153211_000000392063_00125_29738_9720.N1	07-NOV-2007 15:32:11	Dark	39.000	113	Mu Vel	2.6920	5000.0	78	29738	No
120	GOM_NL__2PRFIN20071107_153904_000000452063_00126_29739_9720.N1	07-NOV-2007 15:39:04	Dark	45.000	34	Gam2Vel	1.7930	23000.	90	29739	No
121	GOM_NL__2PRFIN20071107_154414_000000602063_00126_29739_9721.N1	07-NOV-2007 15:44:14	Dark	59.500	2	Alp Car	-0.73600	7000.0	119	29739	No
122	GOM_NL__2PRFIN20071107_155352_000000402063_00126_29739_9722.N1	07-NOV-2007 15:53:52	Straylight	40.000	157	The1Eri	2.9060	9300.0	80	29739	No
123	GOM_NL__2PRFIN20071107_161206_000000382063_00126_29739_9723.N1	07-NOV-2007 16:12:06	Bright	38.000	105	6Bet Ari	2.6450	8900.0	76	29739	No
124	GOM_NL__2PRFIN20071107_161620_000000372063_00126_29739_9724.N1	07-NOV-2007 16:16:20	Bright	37.000	173	4Bet Tri	3.0040	8900.0	74	29739	No
125	GOM_NL__2PRFIN20071107_161824_000000382063_00126_29739_9725.N1	07-NOV-2007 16:18:24	Bright	37.500	73	57Gam1And	2.2600	13100.	75	29739	No
126	GOM_NL__2PRFIN20071107_162238_000000402063_00126_29739_9726.N1	07-NOV-2007 16:22:38	Bright	40.000	160	23Gam Per	2.9300	4700.0	80	29739	No
127	GOM_NL__2PRFIN20071107_163126_000000372063_00126_29739_9727.N1	07-NOV-2007 16:31:26	Bright	36.500	49	1Alp UMi	1.9900	6300.0	73	29739	No
128	GOM_NL__2PRFIN20071107_163925_000000372063_00126_29739_9728.N1	07-NOV-2007 16:39:25	Bright	37.000	36	50Alp UMa	1.8000	6300.0	74	29739	No
129	GOM_NL__2PRFIN20071107_164103_000000392063_00126_29739_9729.N1	07-NOV-2007 16:41:03	Bright	39.000	82	48Bet UMa	2.3650	10600.	78	29739	No
130	GOM_NL__2PRFIN20071107_164452_000000392063_00126_29739_9730.N1	07-NOV-2007 16:44:52	Bright	38.500	174	52Psi UMa	3.0040	4400.0	77	29739	No
131	GOM_NL__2PRFIN20071107_165241_000000552063_00126_29739_9731.N1	07-NOV-2007 16:52:41	Bright	55.000	96	68Del Leo	2.5600	9300.0	110	29739	No
132	GOM_NL__2PRFIN20071107_171247_000000382063_00126_29739_9732.N1	07-NOV-2007 17:12:47	Dark	38.000	113	Mu Vel	2.6920	5000.0	76	29739	No
133	GOM_NL__2PRFIN20071107_171941_000000472063_00127_29740_9734.N1	07-NOV-2007 17:19:41	Dark	47.000	34	Gam2Vel	1.7930	23000.	94	29740	No
134	GOM_NL__2PRFIN20071107_172451_000000532063_00127_29740_9735.N1	07-NOV-2007 17:24:51	Dark	53.000	2	Alp Car	-0.73600	7000.0	106	29740	No
135	GOM_NL__2PRFIN20071107_173428_000000402063_00127_29740_9736.N1	07-NOV-2007 17:34:28	Straylight	40.000	157	The1Eri	2.9060	9300.0	80	29740	No
136	GOM_NL__2PRFIN20071107_175243_000000382063_00127_29740_9737.N1	07-NOV-2007 17:52:43	Bright	37.500	105	6Bet Ari	2.6450	8900.0	75	29740	No
137	GOM_NL__2PRFIN20071107_175656_000000372063_00127_29740_9738.N1	07-NOV-2007 17:56:56	Bright	37.000	173	4Bet Tri	3.0040	8900.0	74	29740	No
138	GOM_NL__2PRFIN20071107_175859_000000372063_00127_29740_9739.N1	07-NOV-2007 17:58:59	Bright	36.500	73	57Gam1And	2.2600	13100.	73	29740	No
139	GOM_NL__2PRFIN20071107_180313_000000402063_00127_29740_9740.N1	07-NOV-2007 18:03:13	Bright	40.000	160	23Gam Per	2.9300	4700.0	80	29740	No
140	GOM_NL__2PRFIN20071107_181202_000000372063_00127_29740_9741.N1	07-NOV-2007 18:12:02	Bright	36.500	49	1Alp UMi	1.9900	6300.0	73	29740	No
141	GOM_NL__2PRFIN20071107_182001_000000382063_00127_29740_9742.N1	07-NOV-2007 18:20:01	Bright	37.500	36	50Alp UMa	1.8000	6300.0	75	29740	No
142	GOM_NL__2PRFIN20071107_182138_000000412063_00127_29740_9743.N1	07-NOV-2007 18:21:38	Bright	41.000	82	48Bet UMa	2.3650	10600.	82	29740	No
143	GOM_NL__2PRFIN20071107_182528_000000442063_00127_29740_9744.N1	07-NOV-2007 18:25:28	Bright	43.500	174	52Psi UMa	3.0040	4400.0	87	29740	No
144	GOM_NL__2PRFIN20071107_183317_000000612063_00127_29740_9745.N1	07-NOV-2007 18:33:17	Bright	61.000	96	68Del Leo	2.5600	9300.0	122	29740	No
145	GOM_NL__2PRFIN20071107_185324_000000392063_00127_29740_9746.N1	07-NOV-2007 18:53:24	Dark	39.000	113	Mu Vel	2.6920	5000.0	78	29740	No
146	GOM_NL__2PRFIN20071107_190017_000000452063_00128_29741_9751.N1	07-NOV-2007 19:00:17	Dark	44.500	34	Gam2Vel	1.7930	23000.	89	29741	No
147	GOM_NL__2PRFIN20071107_190527_000000572063_00128_29741_9752.N1	07-NOV-2007 19:05:27	Dark	57.000	2	Alp Car	-0.73600	7000.0	114	29741	No
148	GOM_NL__2PRFIN20071107_191504_000000412063_00128_29741_9753.N1	07-NOV-2007 19:15:04	Straylight	41.000	157	The1Eri	2.9060	9300.0	82	29741	No
149	GOM_NL__2PRFIN20071107_193319_000000362063_00128_29741_9754.N1	07-NOV-2007 19:33:19	Bright	35.500	105	6Bet Ari	2.6450	8900.0	71	29741	No
150	GOM_NL__2PRFIN20071107_193732_000000372063_00128_29741_9755.N1	07-NOV-2007 19:37:32	Bright	37.000	173	4Bet Tri	3.0040	8900.0	74	29741	No
151	GOM_NL__2PRFIN20071107_193935_000000372063_00128_29741_9756.N1	07-NOV-2007 19:39:35	Bright	37.000	73	57Gam1And	2.2600	13100.	74	29741	No
152	GOM_NL__2PRFIN20071107_194349_000000402063_00128_29741_9757.N1	07-NOV-2007 19:43:49	Bright	39.500	160	23Gam Per	2.9300	4700.0	79	29741	No
153	GOM_NL__2PRFIN20071107_195238_000000372063_00128_29741_9758.N1	07-NOV-2007 19:52:38	Bright	37.000	49	1Alp UMi	1.9900	6300.0	74	29741	No
154	GOM_NL__2PRFIN20071107_200037_000000412063_00128_29741_9759.N1	07-NOV-2007 20:00:37	Bright	40.500	36	50Alp UMa	1.8000	6300.0	81	29741	No
155	GOM_NL__2PRFIN20071107_200214_000000392063_00128_29741_9760.N1	07-NOV-2007 20:02:14	Bright	38.500	82	48Bet UMa	2.3650	10600.	77	29741	No
156	GOM_NL__2PRFIN20071107_200604_000000412063_00128_29741_9761.N1	07-NOV-2007 20:06:04	Bright	41.000	174	52Psi UMa	3.0040	4400.0	82	29741	No
157	GOM_NL__2PRFIN20071107_201353_000000402063_00128_29741_9762.N1	07-NOV-2007 20:13:53	Bright	39.500	96	68Del Leo	2.5600	9300.0	79	29741	No
158	GOM_NL__2PRFIN20071107_203400_000000392063_00128_29741_9763.N1	07-NOV-2007 20:34:00	Dark	39.000	113	Mu Vel	2.6920	5000.0	78	29741	No
159	GOM_NL__2PRFIN20071107_204054_000000462063_00129_29742_9770.N1	07-NOV-2007 20:40:54	Dark	46.000	34	Gam2Vel	1.7930	23000.	92	29742	No
160	GOM_NL__2PRFIN20071107_204604_000000592063_00129_29742_9771.N1	07-NOV-2007 20:46:04	Dark	59.000	2	Alp Car	-0.73600	7000.0	118	29742	No

161	GOM_NL__2PRFIN20071107_205540_000000382063_00129_29742_9772.N1	07-NOV-2007 20:55:40	Straylight	38.000	157	The1Eri	2.9060	9300.0	76	29742	No
162	GOM_NL__2PRFIN20071107_211354_000000362063_00129_29742_9773.N1	07-NOV-2007 21:13:54	Bright	36.000	105	6Bet Ari	2.6450	8900.0	72	29742	No
163	GOM_NL__2PRFIN20071107_211808_000000352063_00129_29742_9774.N1	07-NOV-2007 21:18:08	Bright	35.000	173	4Bet Tri	3.0040	8900.0	70	29742	No
164	GOM_NL__2PRFIN20071107_212011_000000382063_00129_29742_9775.N1	07-NOV-2007 21:20:11	Bright	38.000	73	57Gam1And	2.2600	13100.	76	29742	No
165	GOM_NL__2PRFIN20071107_212424_000000402063_00129_29742_9776.N1	07-NOV-2007 21:24:24	Bright	39.500	160	23Gam Per	2.9300	4700.0	79	29742	No
166	GOM_NL__2PRFIN20071107_213314_000000362063_00129_29742_9777.N1	07-NOV-2007 21:33:14	Bright	36.000	49	1Alp UMi	1.9900	6300.0	72	29742	No
167	GOM_NL__2PRFIN20071107_214112_000000392063_00129_29742_9778.N1	07-NOV-2007 21:41:12	Bright	39.000	36	50Alp UMa	1.8000	6300.0	78	29742	No
168	GOM_NL__2PRFIN20071107_214250_000000582063_00129_29742_9779.N1	07-NOV-2007 21:42:50	Bright	58.000	82	48Bet UMa	2.3650	10600.	116	29742	No
169	GOM_NL__2PRFIN20071107_214640_000000392063_00129_29742_9780.N1	07-NOV-2007 21:46:40	Bright	39.000	174	52Psi UMa	3.0040	4400.0	78	29742	No
170	GOM_NL__2PRFIN20071107_215429_000000402063_00129_29742_9781.N1	07-NOV-2007 21:54:29	Bright	40.000	96	68Del Leo	2.5600	9300.0	80	29742	No
171	GOM_NL__2PRFIN20071107_221437_000000392063_00129_29742_9782.N1	07-NOV-2007 22:14:37	Dark	38.500	113	Mu Vel	2.6920	5000.0	77	29742	No
172	GOM_NL__2PRFIN20071107_222131_000000472063_00130_29743_9790.N1	07-NOV-2007 22:21:31	Dark	47.000	34	Gam2Vel	1.7930	23000.	94	29743	No
173	GOM_NL__2PRFIN20071107_222640_000000612063_00130_29743_9791.N1	07-NOV-2007 22:26:40	Dark	61.000	2	Alp Car	-0.73600	7000.0	122	29743	No
174	GOM_NL__2PRFIN20071107_223617_000000402063_00130_29743_9792.N1	07-NOV-2007 22:36:17	Straylight	39.500	157	The1Eri	2.9060	9300.0	79	29743	No
175	GOM_NL__2PRFIN20071107_225430_000000382063_00130_29743_9793.N1	07-NOV-2007 22:54:30	Bright	38.000	105	6Bet Ari	2.6450	8900.0	76	29743	No
176	GOM_NL__2PRFIN20071107_225843_000000362063_00130_29743_9794.N1	07-NOV-2007 22:58:43	Bright	36.000	173	4Bet Tri	3.0040	8900.0	72	29743	No
177	GOM_NL__2PRFIN20071107_230047_000000382063_00130_29743_9795.N1	07-NOV-2007 23:00:47	Bright	37.500	73	57Gam1And	2.2600	13100.	75	29743	No
178	GOM_NL__2PRFIN20071107_230500_000000382063_00130_29743_9796.N1	07-NOV-2007 23:05:00	Bright	37.500	160	23Gam Per	2.9300	4700.0	75	29743	No
179	GOM_NL__2PRFIN20071107_231349_000000372063_00130_29743_9797.N1	07-NOV-2007 23:13:49	Bright	37.000	49	1Alp UMi	1.9900	6300.0	74	29743	No
180	GOM_NL__2PRFIN20071107_232148_000000402063_00130_29743_9798.N1	07-NOV-2007 23:21:48	Bright	40.000	36	50Alp UMa	1.8000	6300.0	80	29743	No
181	GOM_NL__2PRFIN20071107_232326_000000582063_00130_29743_9799.N1	07-NOV-2007 23:23:26	Bright	58.000	82	48Bet UMa	2.3650	10600.	116	29743	No
182	GOM_NL__2PRFIN20071107_232715_000000402063_00130_29743_9800.N1	07-NOV-2007 23:27:15	Bright	40.000	174	52Psi UMa	3.0040	4400.0	80	29743	No
183	GOM_NL__2PRFIN20071107_233505_000000492063_00130_29743_9801.N1	07-NOV-2007 23:35:05	Bright	49.000	96	68Del Leo	2.5600	9300.0	98	29743	No
184	GOM_NL__2PRFIN20071107_235513_000000402063_00130_29743_9802.N1	07-NOV-2007 23:55:13	Dark	40.000	113	Mu Vel	2.6920	5000.0	80	29743	No

3. Quality information per product

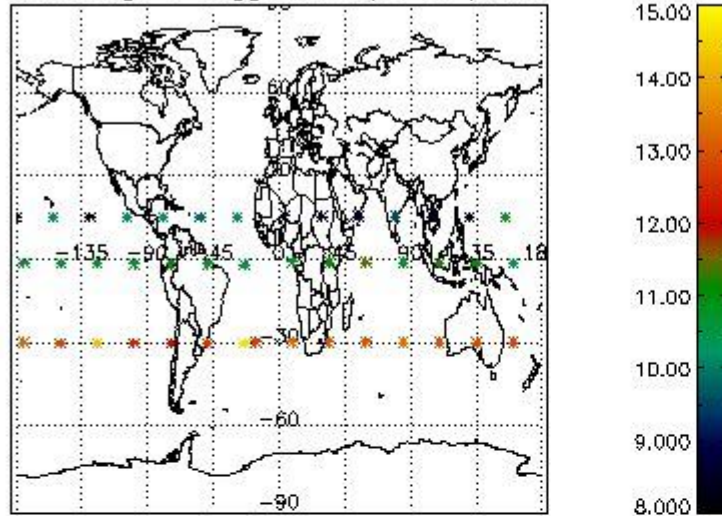
In this section it is plotted some information contained in the Quality Summary data set of the level 2 products. Only products in dark limb conditions and without errors (error flag in the MPH set to "0") are used.

3.1 Plot quality information per product (time dependant)

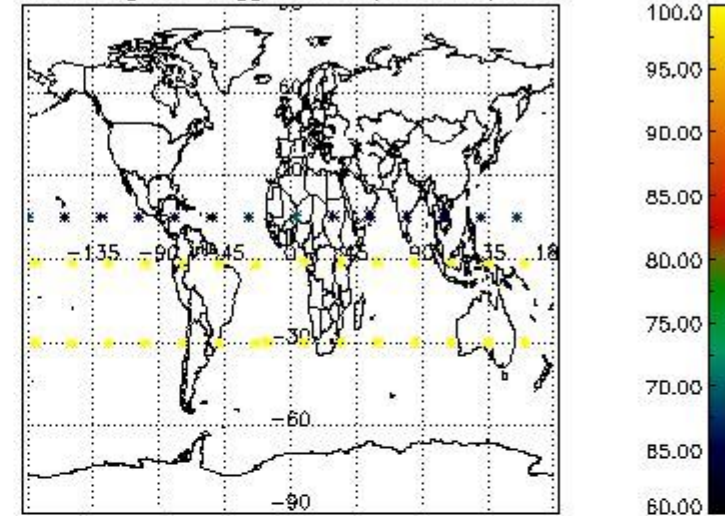


3.2 Plot quality information per product (world map)

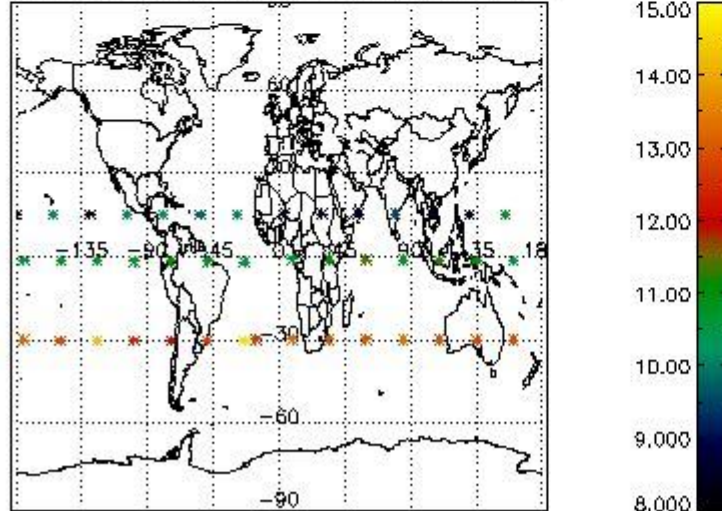
Percentage of flagged data per O3 profile



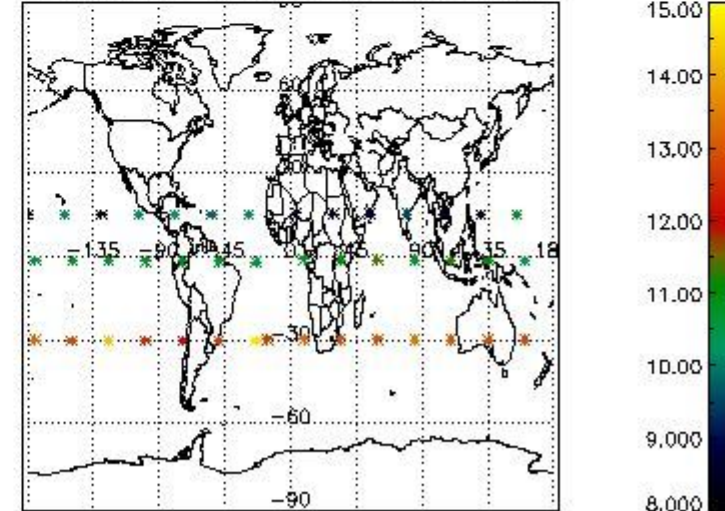
Percentage of flagged data per H2O profile



Percentage of flagged data per NO2 profile



Percentage of flagged data per NO3 profile

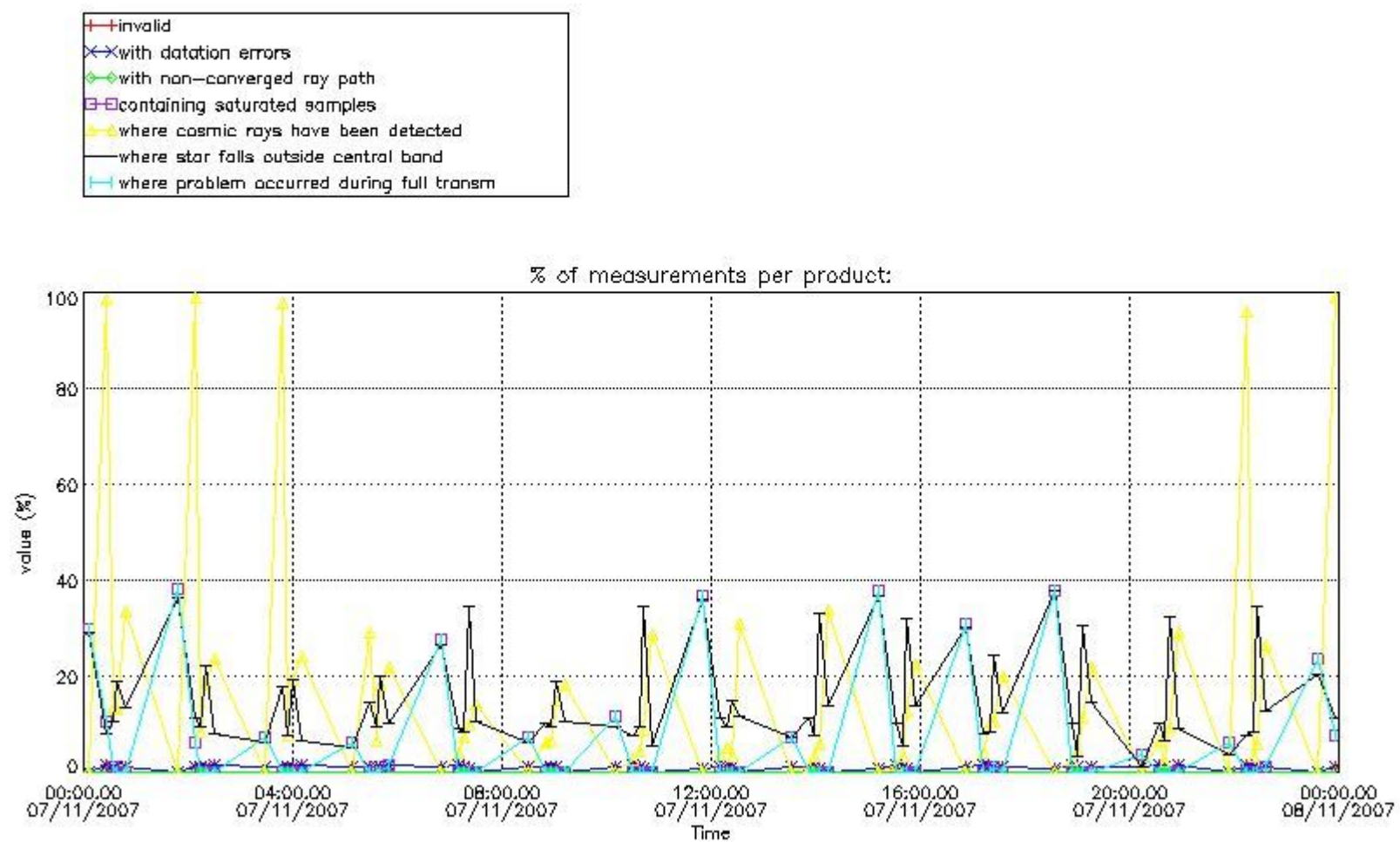


4. Level 1 quality information per product

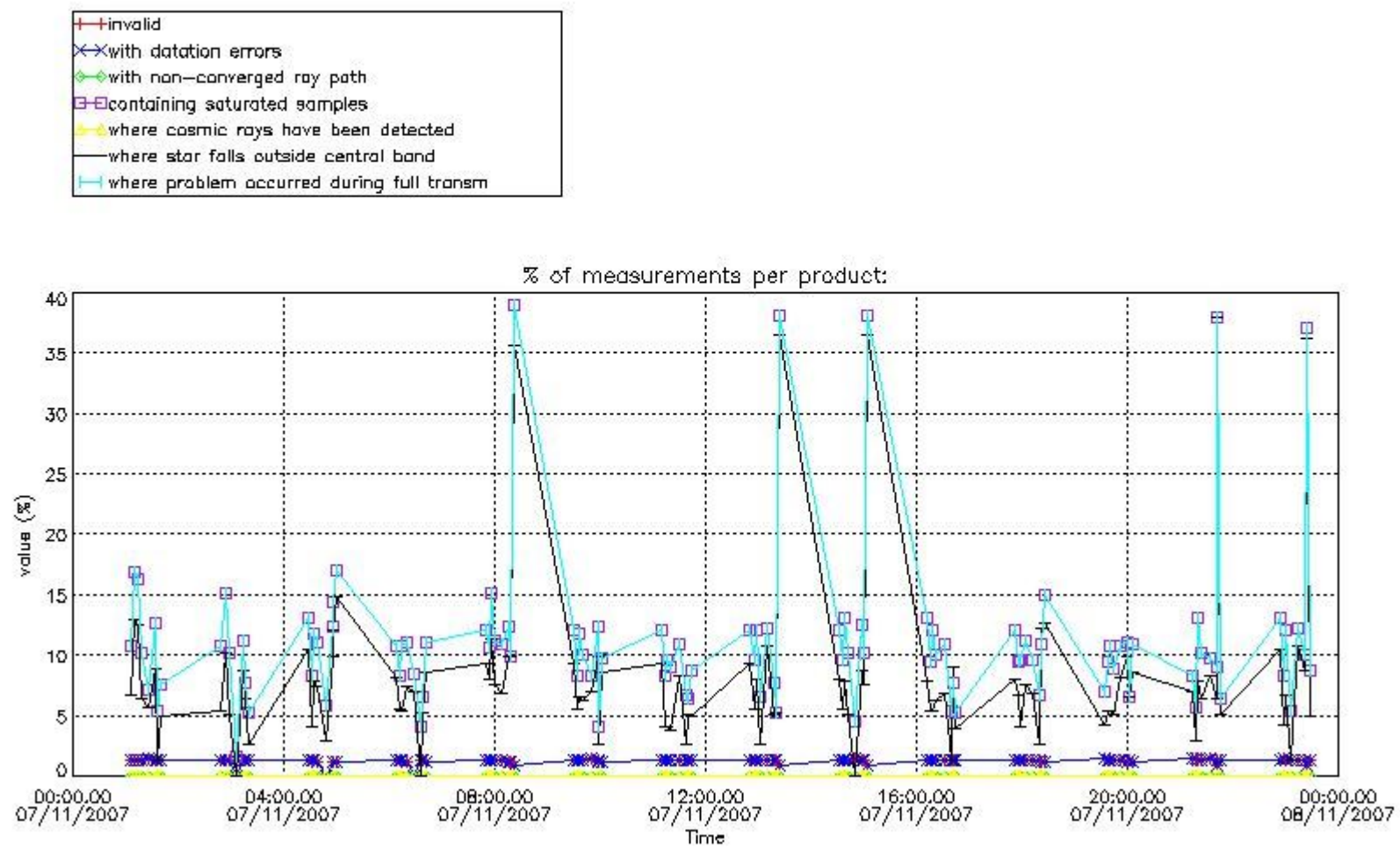
In this section it is plotted some information contained in the Quality Summary data set of the level 2 products that comes from the level 1b processing. Products without errors (error flag in the MPH set to "0") are used.

4.1 Plot quality information per product (time dependant) coming from level 1b processing

4.1.1 Plot level 1 quality information per product (time dependant): ENVISAT ASCENDING passes

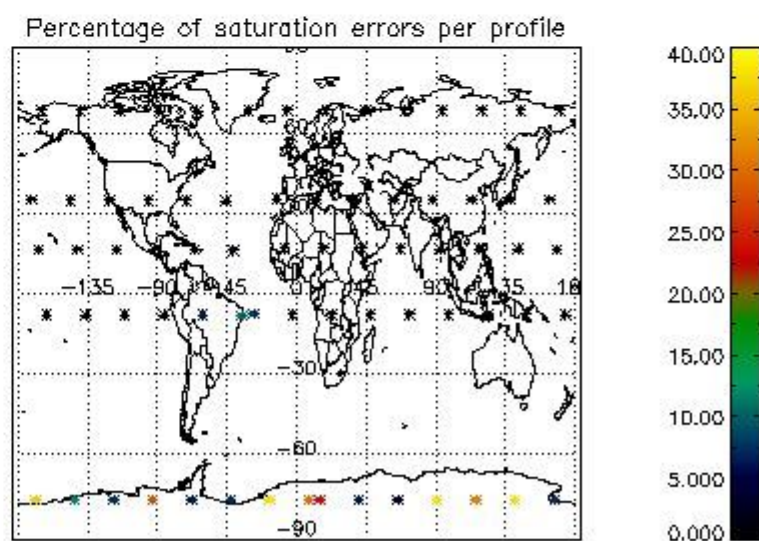
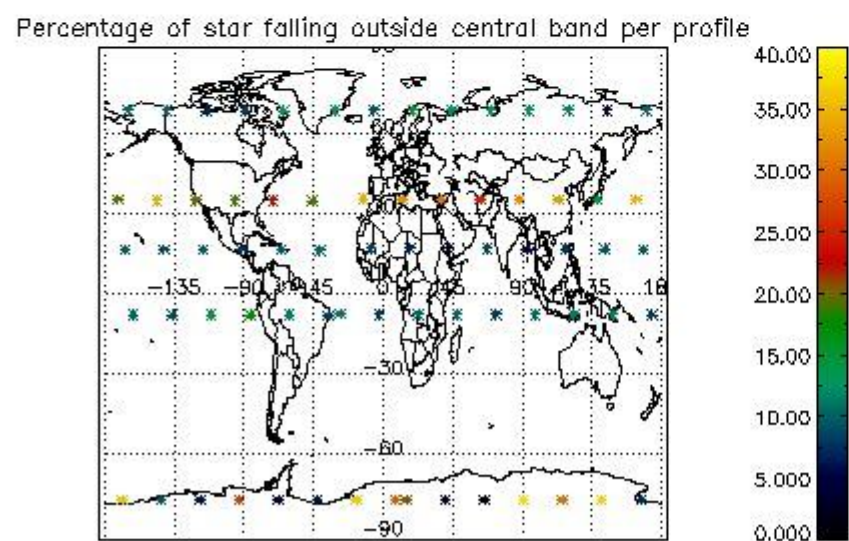
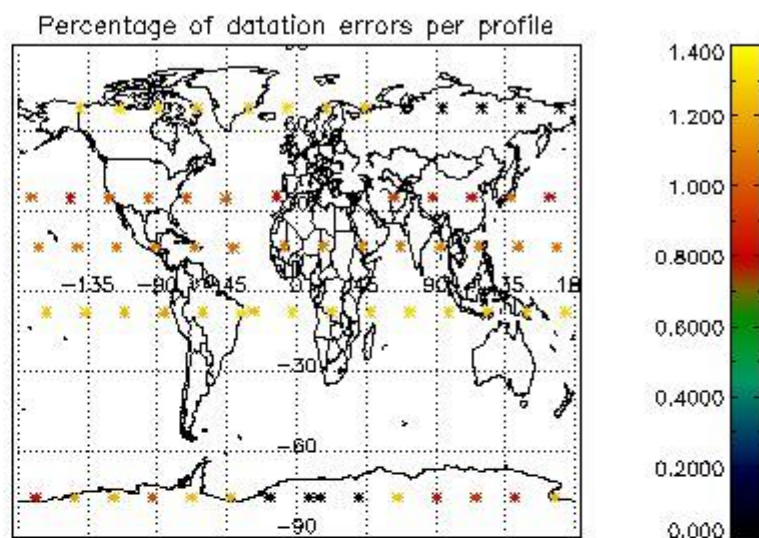
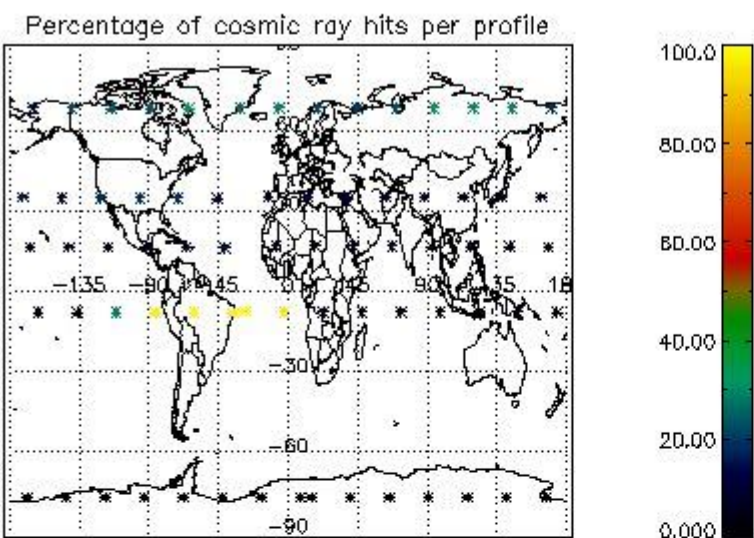


4.1.2 Plot level 1 quality information per product (time dependant): ENVI SAT DESCENDING passes

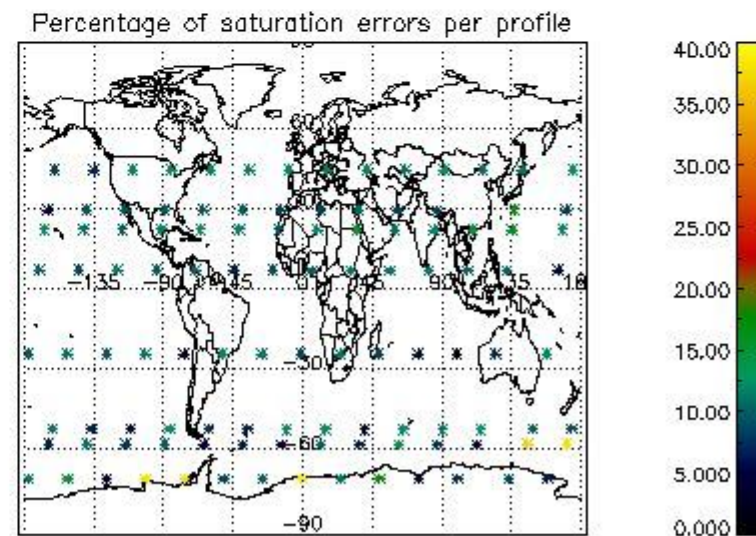
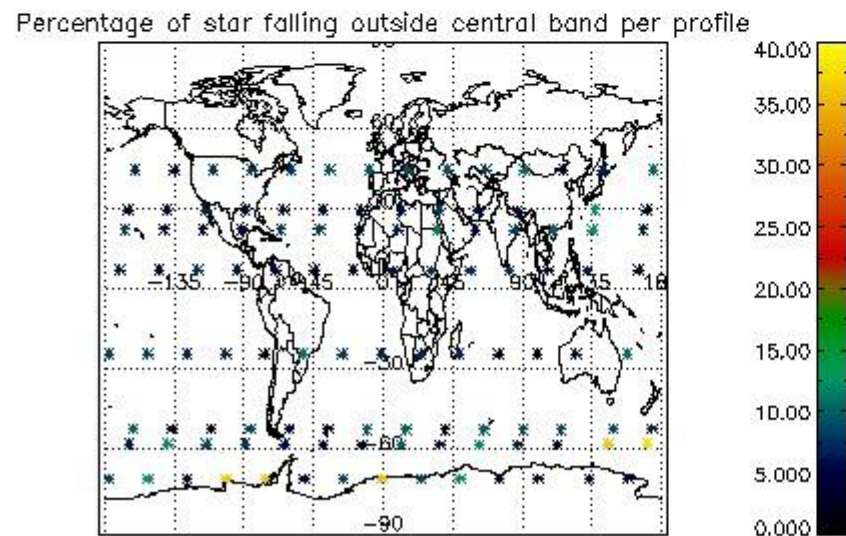
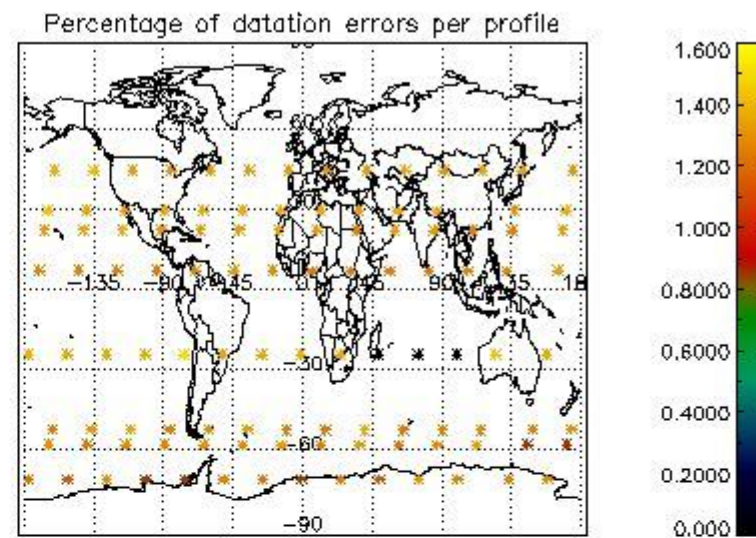
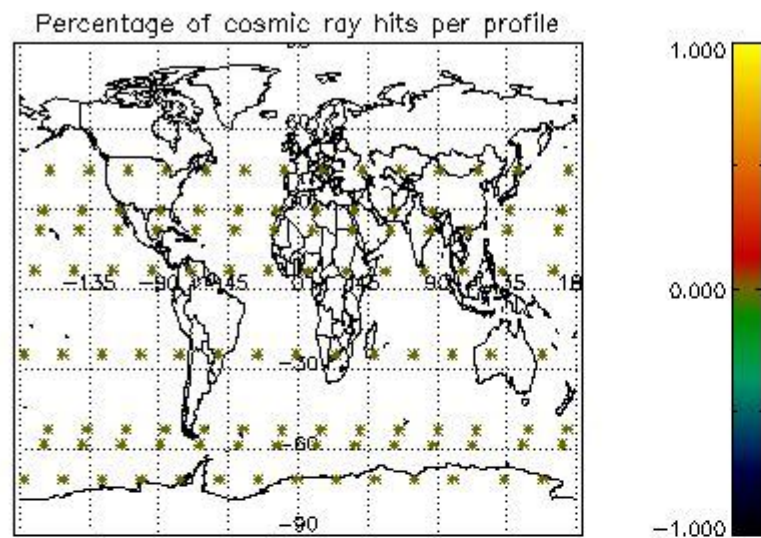


4.2 Plot quality information per product coming from level 1b processing (world map)

4.2.1 Plot level 1 quality information per product (world map): ENVISAT ASCENDING passes



4.2.2 Plot level 1 quality information per product (world map): ENVISAT DESCENDING passes



5. Trace gas profiles

5.1 Ozone statistics based on quality of products

The final quality of the products can be "measured" using the STD (Standard Deviation) attached to every point profile. This information is written to the parameter GOM_NL__2P/NL_LOCAL_SPECIES_DENSITY/o3_std of the level 2 products. The table below shows the statistics for given STD ranges.

The statistics are given with respect to the overall valid production:

- Products without fatal errors: GOM_NL__2P/MPH/PRODUCT_ERR=0
- Valid point profile: GOM_NL__2P/NL_LOCAL_SPECIES_DENSITY/pcd(0)=0

The 'Criteria' is applied to valid points of dark limb products:

- Products in dark limb illumination condition: GOM_NL__2P/NL_SUMMARY_QUALITY/obs_ill_cond=0
- Products without fatal errors: GOM_NL__2P/MPH/PRODUCT_ERR=0
- Valid point profile: GOM_NL__2P/NL_LOCAL_SPECIES_DENSITY/pcd(0)=0

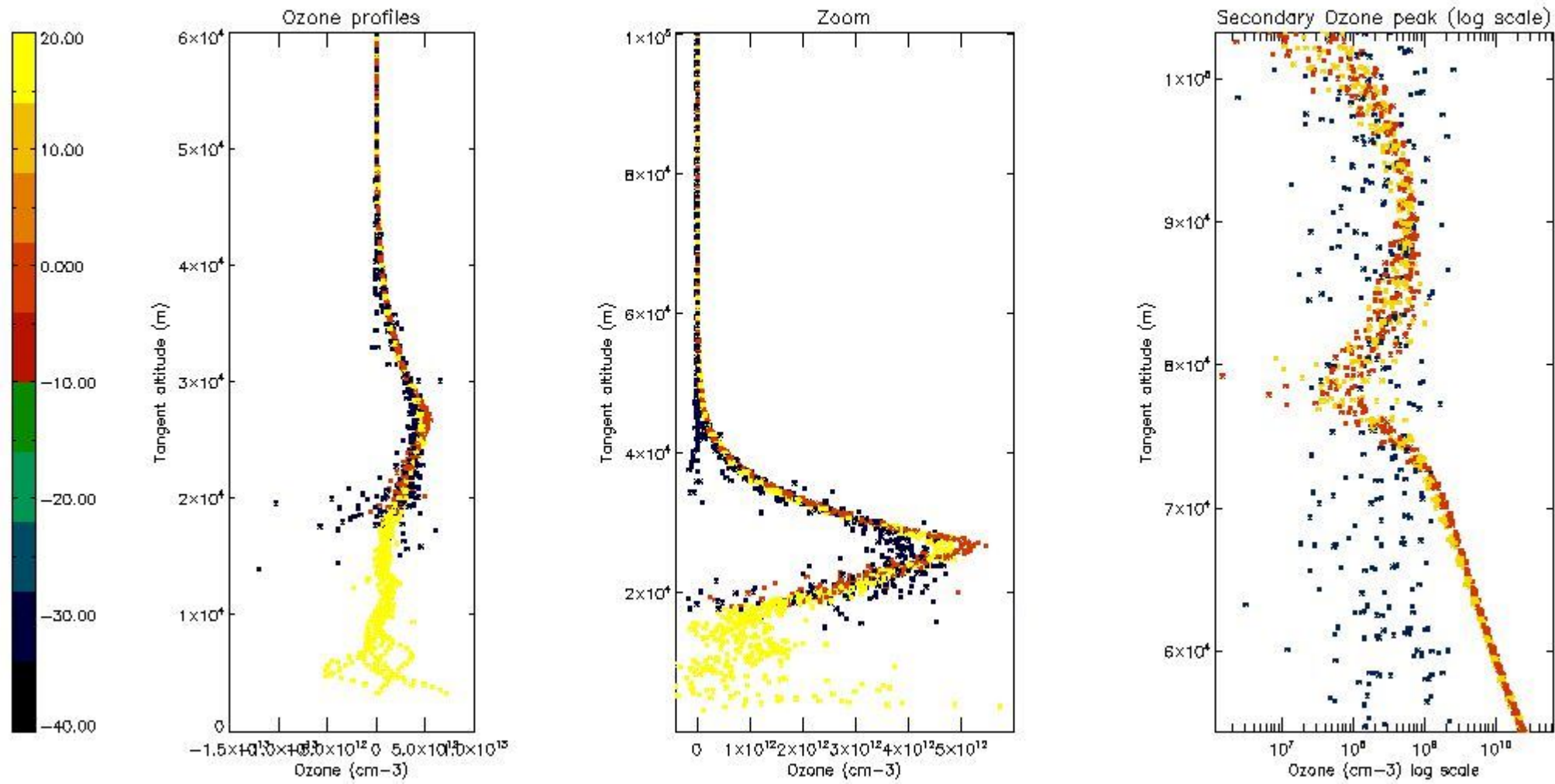
So, the table below shows the percentage of dark limb and valid observations for each criteria with respect to the overall valid daily observations.

Criteria	% of total production
All STD	28
STD < 20	17

STD < 10	14
STD < 5	11

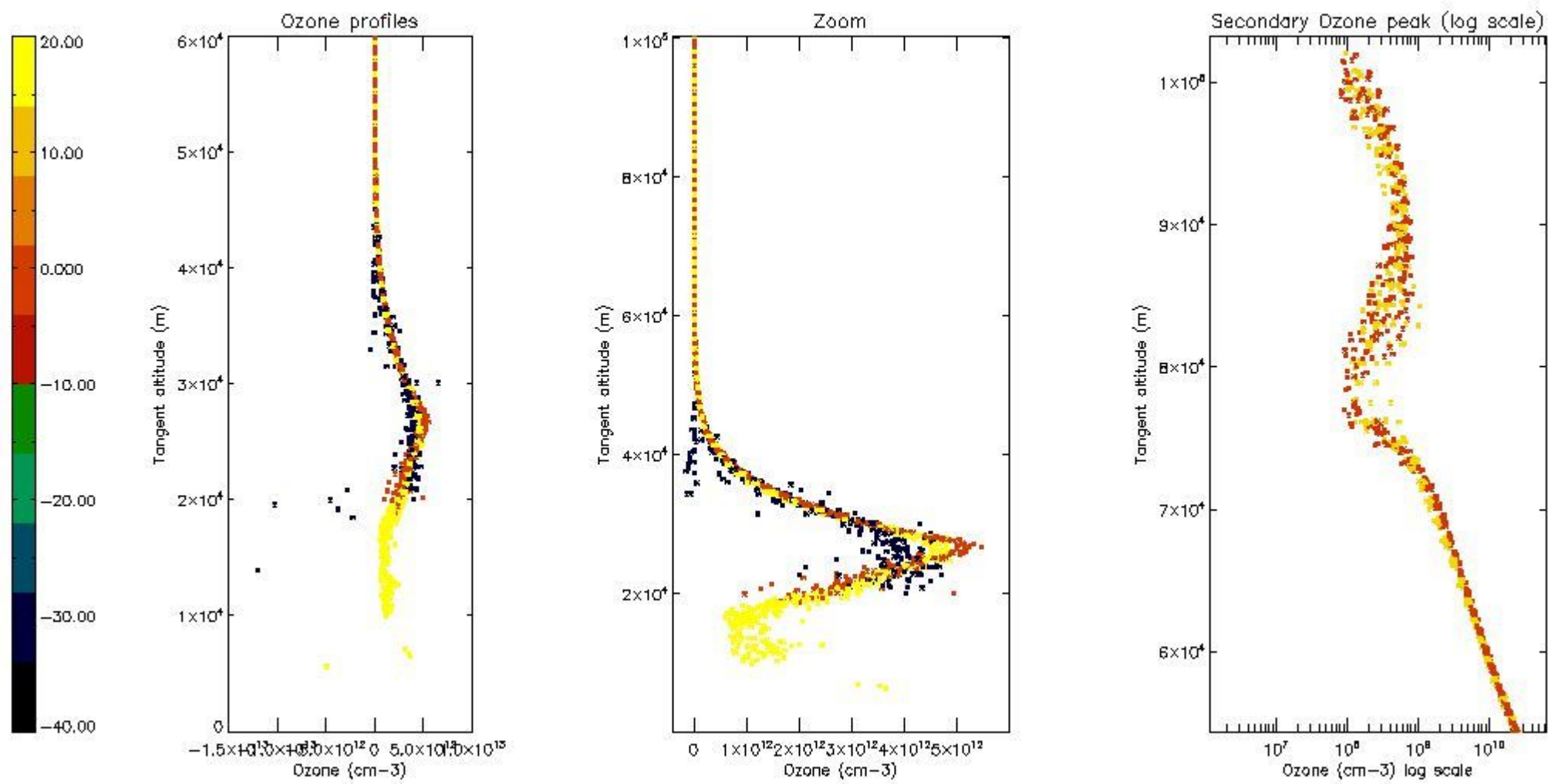
5.2 Plot ozone profiles for all STD (dark without errors)

The colorbar represents the latitude.



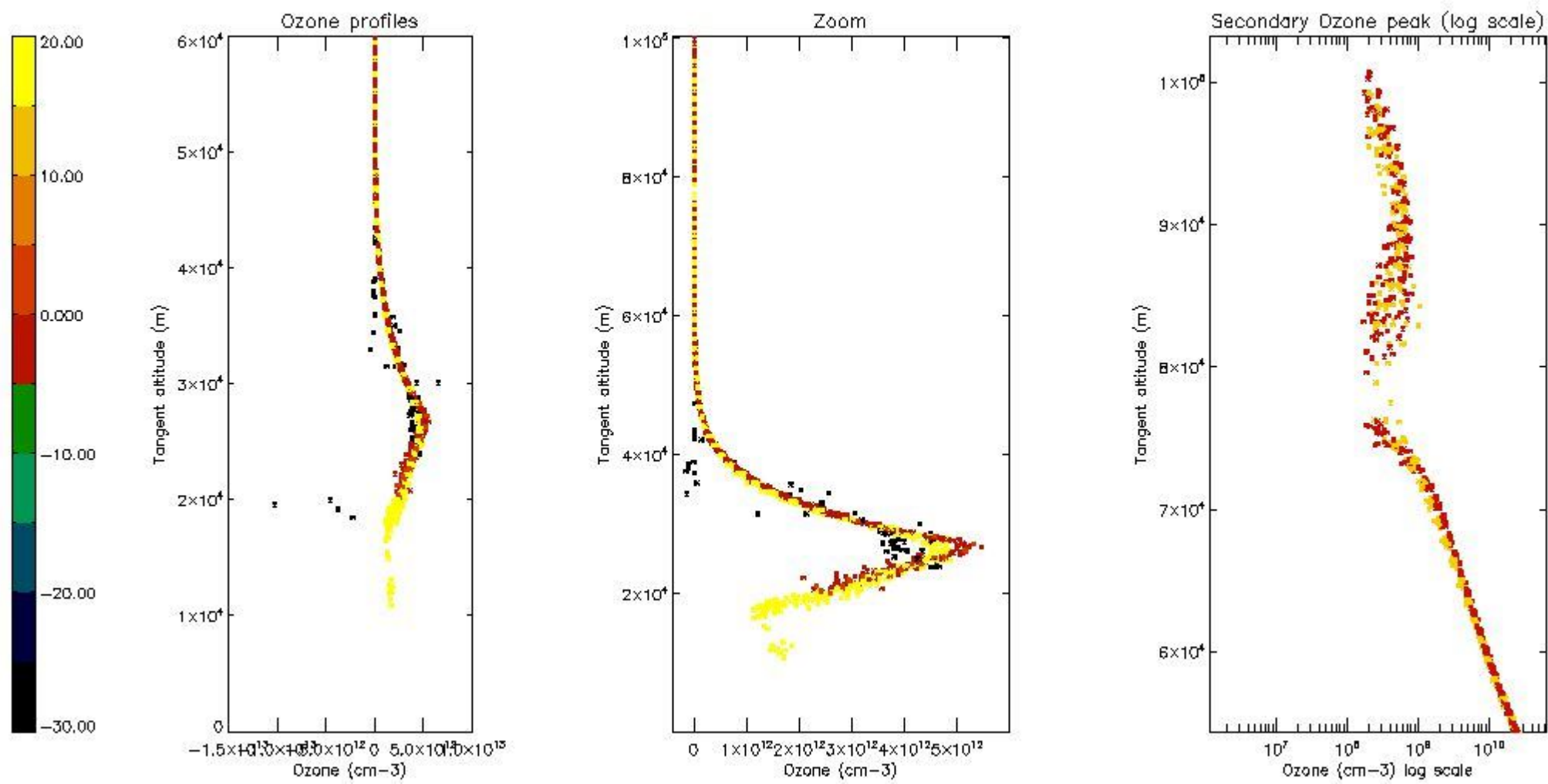
5.3 Plot ozone profiles where STD < 20% (dark without errors)

The colorbar represents the latitude.



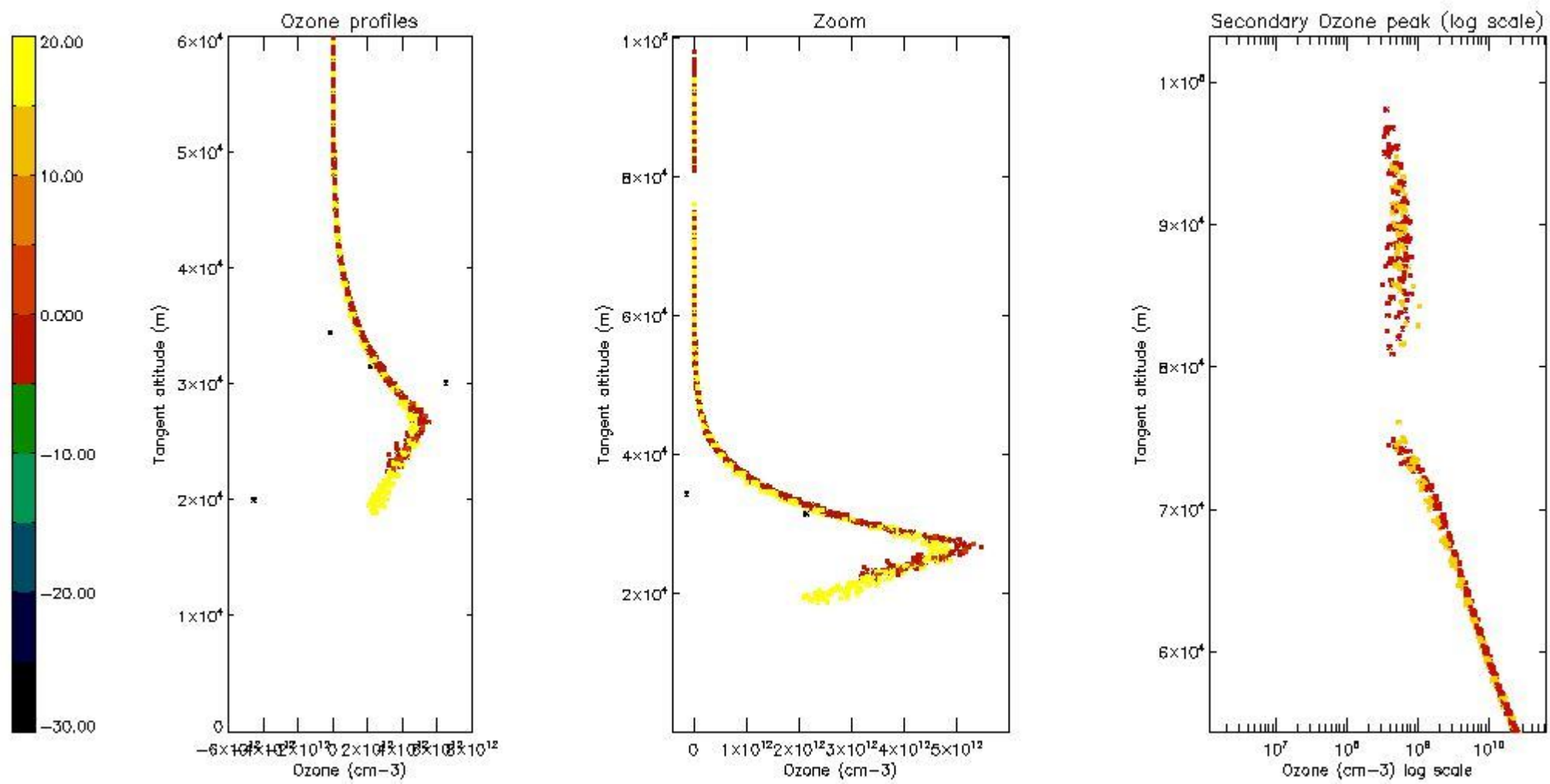
5.4 Plot ozone profiles where STD < 10% (dark without errors)

The colorbar represents the latitude.



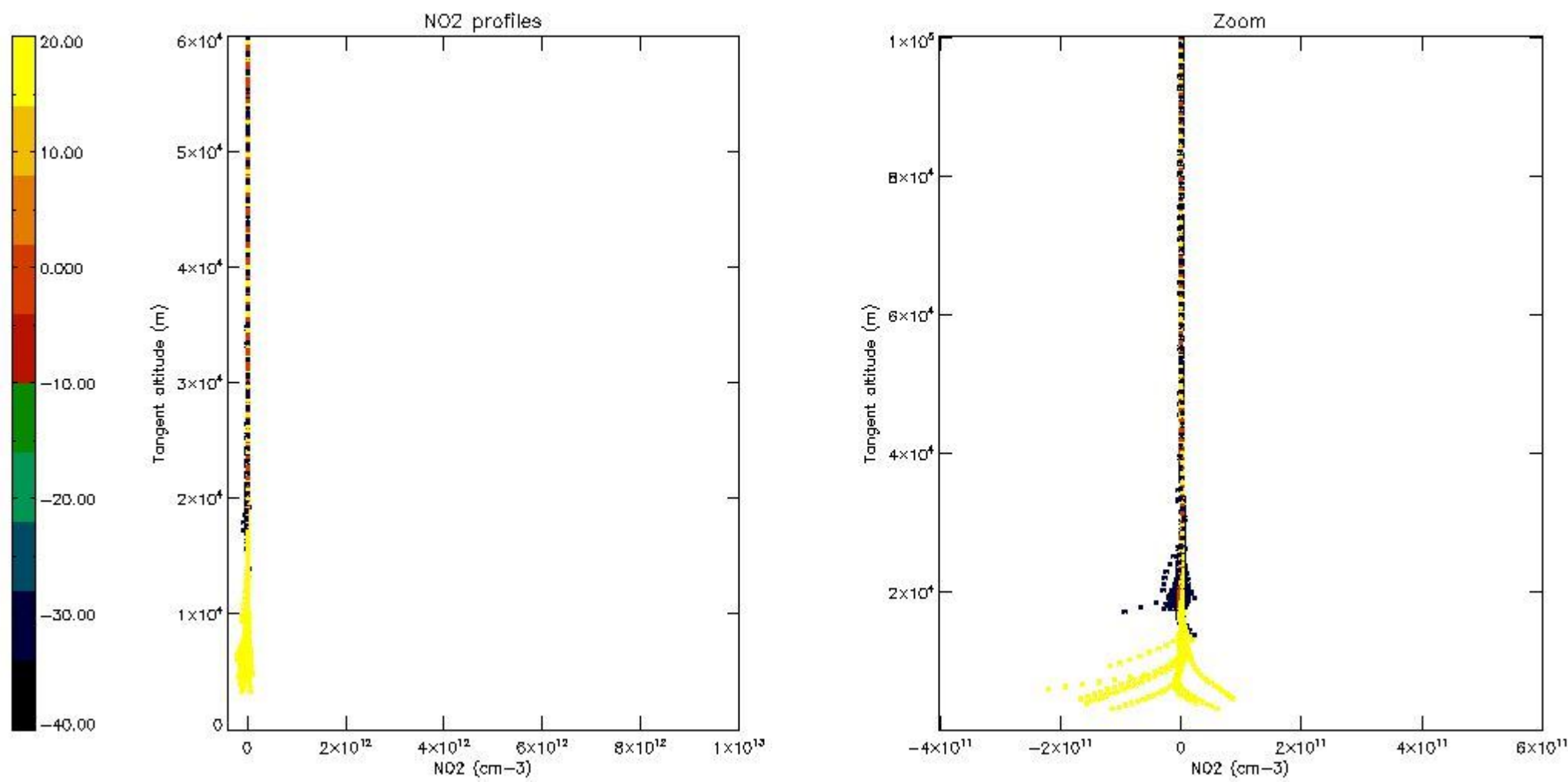
5.5 Plot ozone profiles where STD < 5% (dark without errors)

The colorbar represents the latitude.



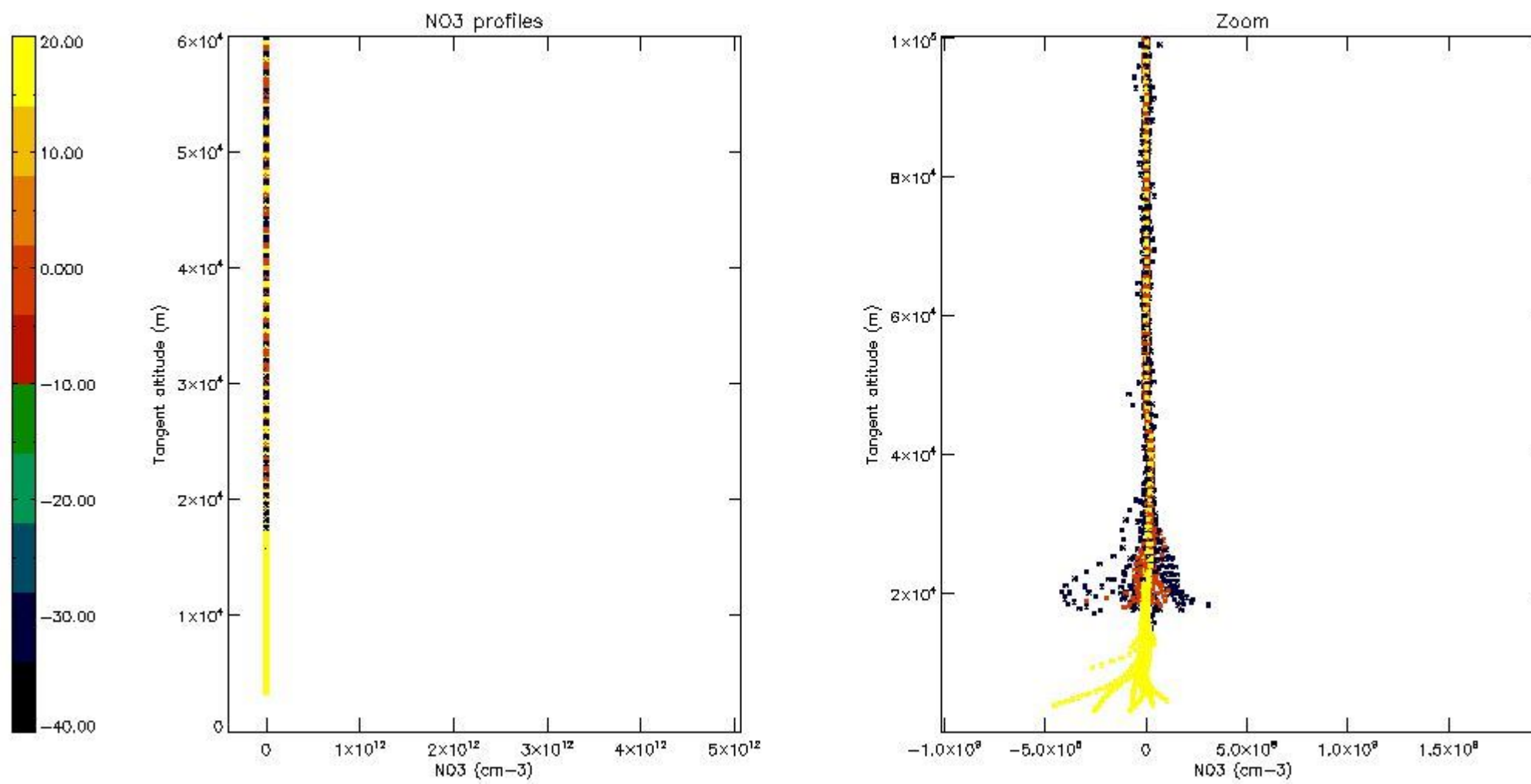
5.6 Plot NO₂ profiles for all STD (dark without errors)

The colorbar represents the latitude.



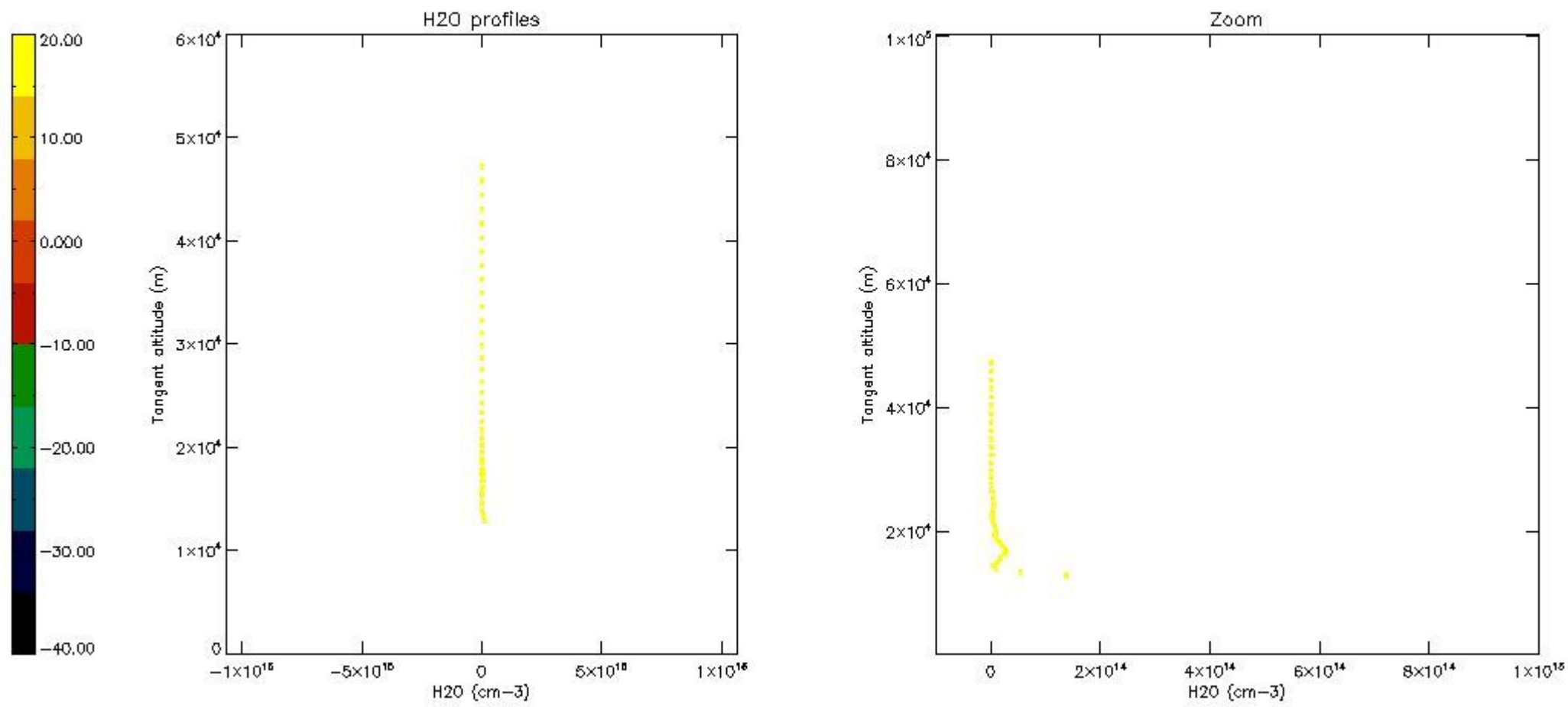
5.7 Plot NO3 profiles for all STD (dark without errors)

The colorbar represents the latitude.



5.8 Plot H₂O profiles for all STD (only for occultations of stars 1,2,3,4,13,14,16,26,63 dark without errors)

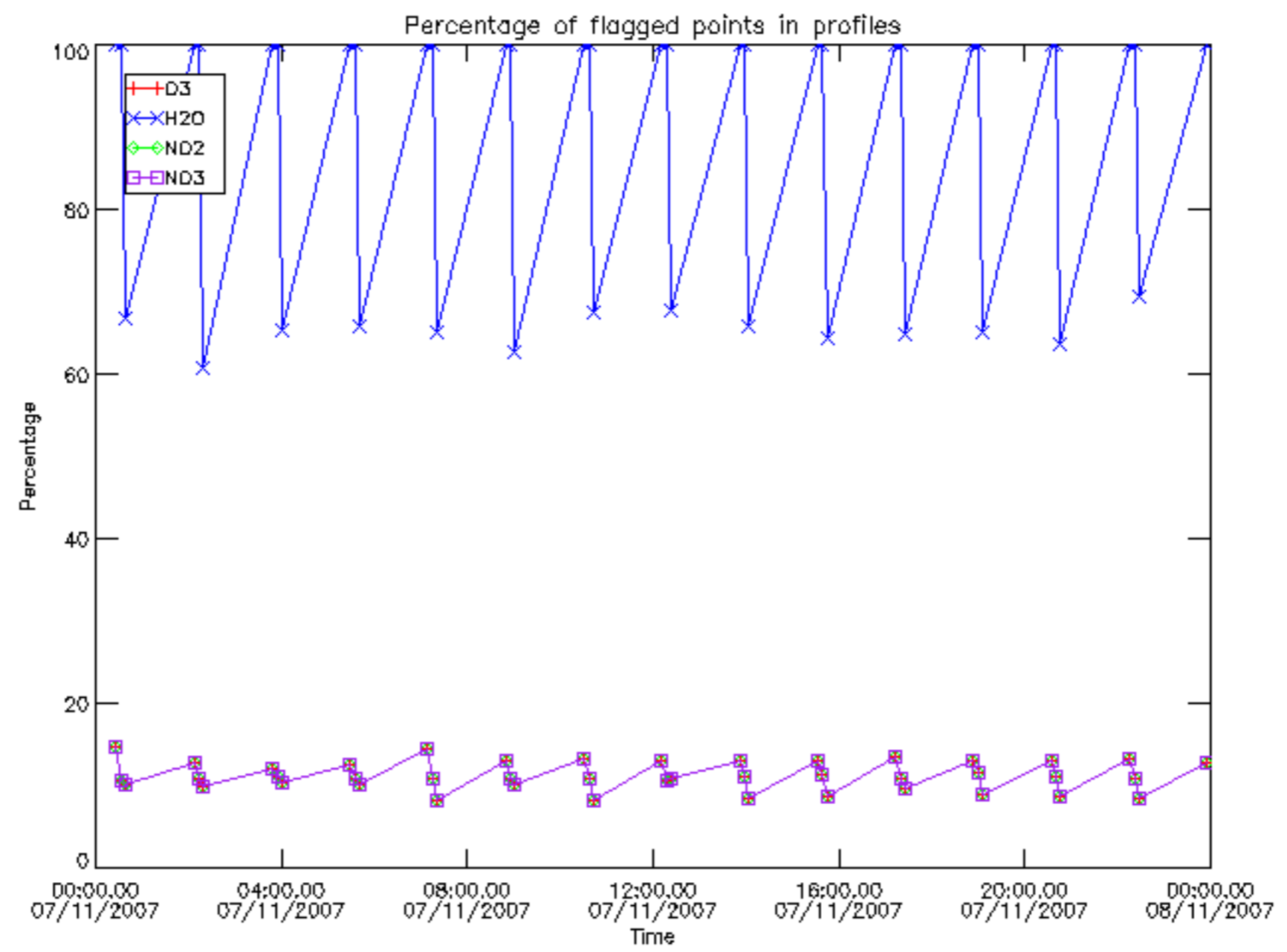
The colorbar represents the latitude.



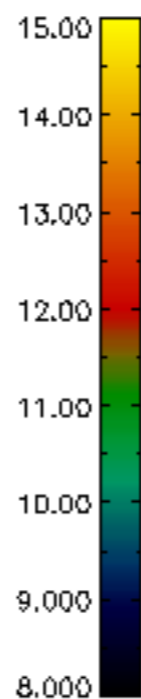
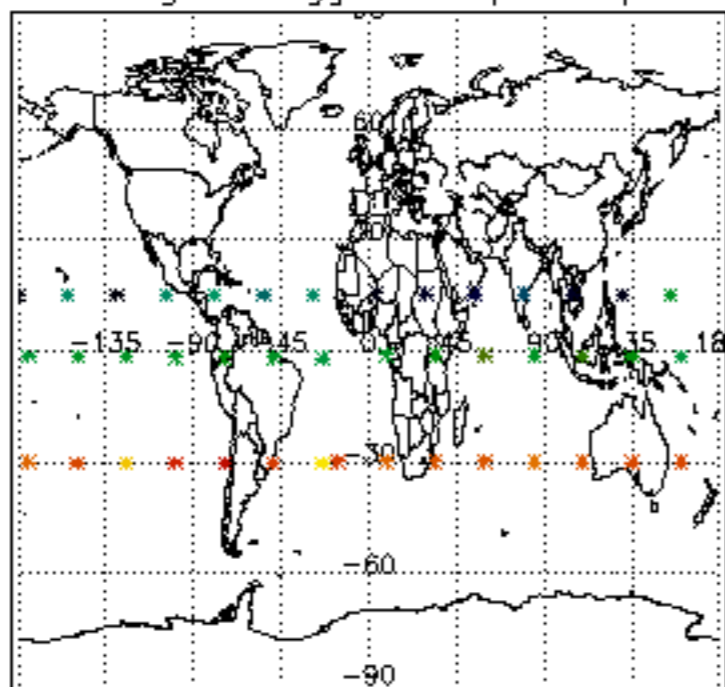
6. Auxiliary Data Files used for the production reported in section 2

The number reported in the third column indicates since which file (see list in section 2) the corresponding auxiliary file has been used. The fourth column is the date of those product files.

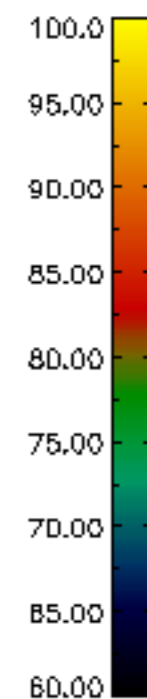
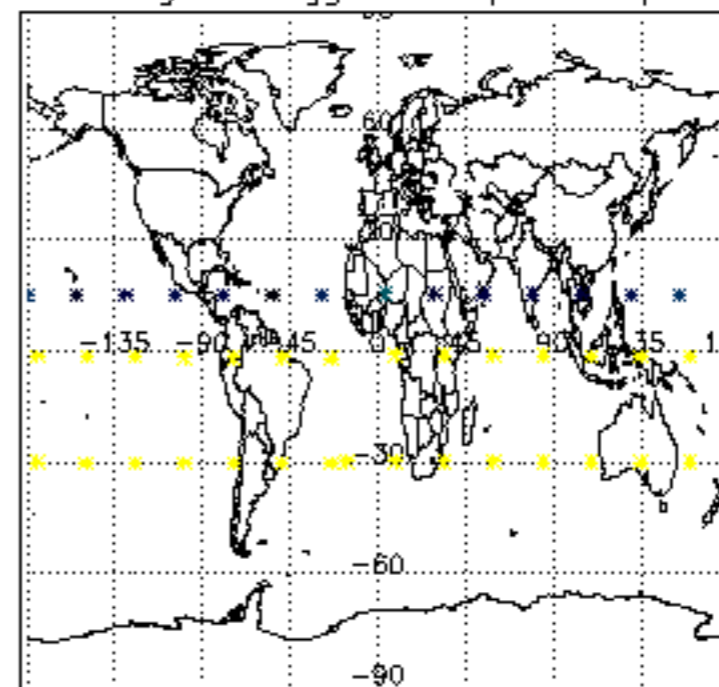
Type	Auxiliary Filename	Used since product	Used since product date
INST_PHYS_CHARACTERISTICS	GOM_INS_AXVIEC20091111_143220_20030716_120000_20500101_000000	1	07-NOV-2007 00:06:38
LEVEL-2_PROC_CONFIG	GOM_PR2_AXVIEC20091111_152718_20020301_000000_20500101_000000	1	07-NOV-2007 00:06:38
CROSS_SECTIONS_FILE	GOM_CRS_AXVIEC20091111_154832_20020301_000000_20500101_000000	1	07-NOV-2007 00:06:38



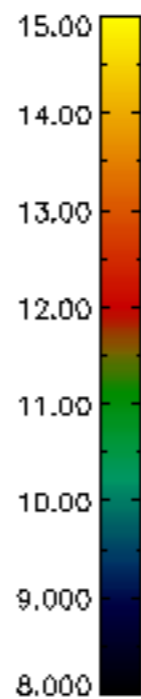
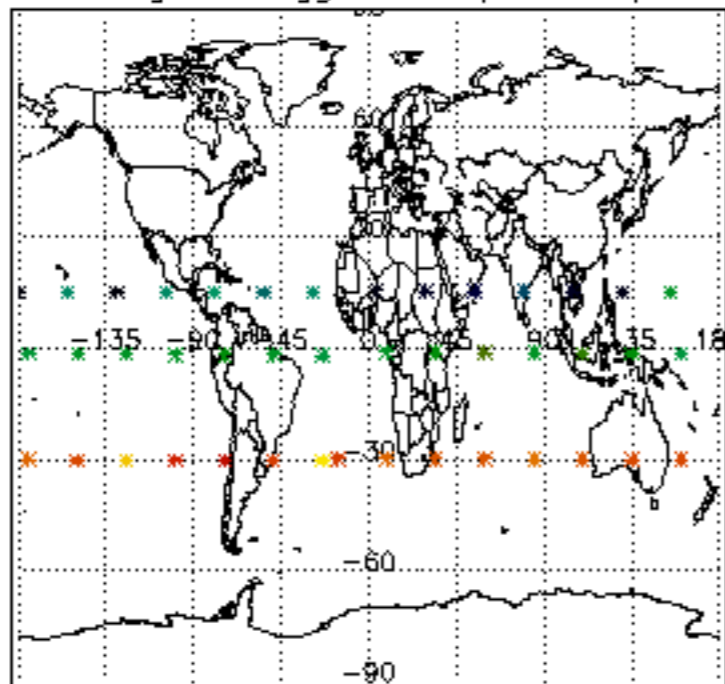
Percentage of flagged data per D3 profile



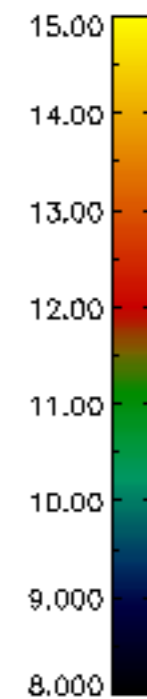
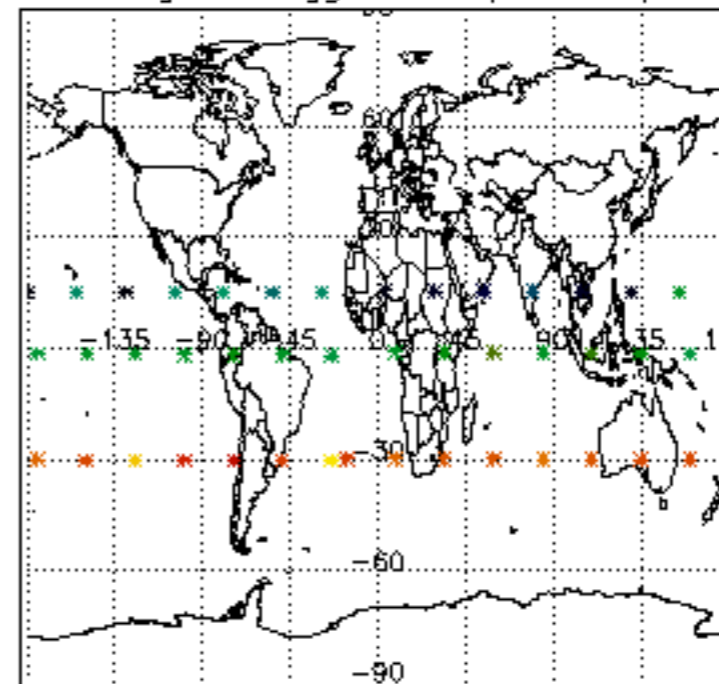
Percentage of flagged data per H2O profile

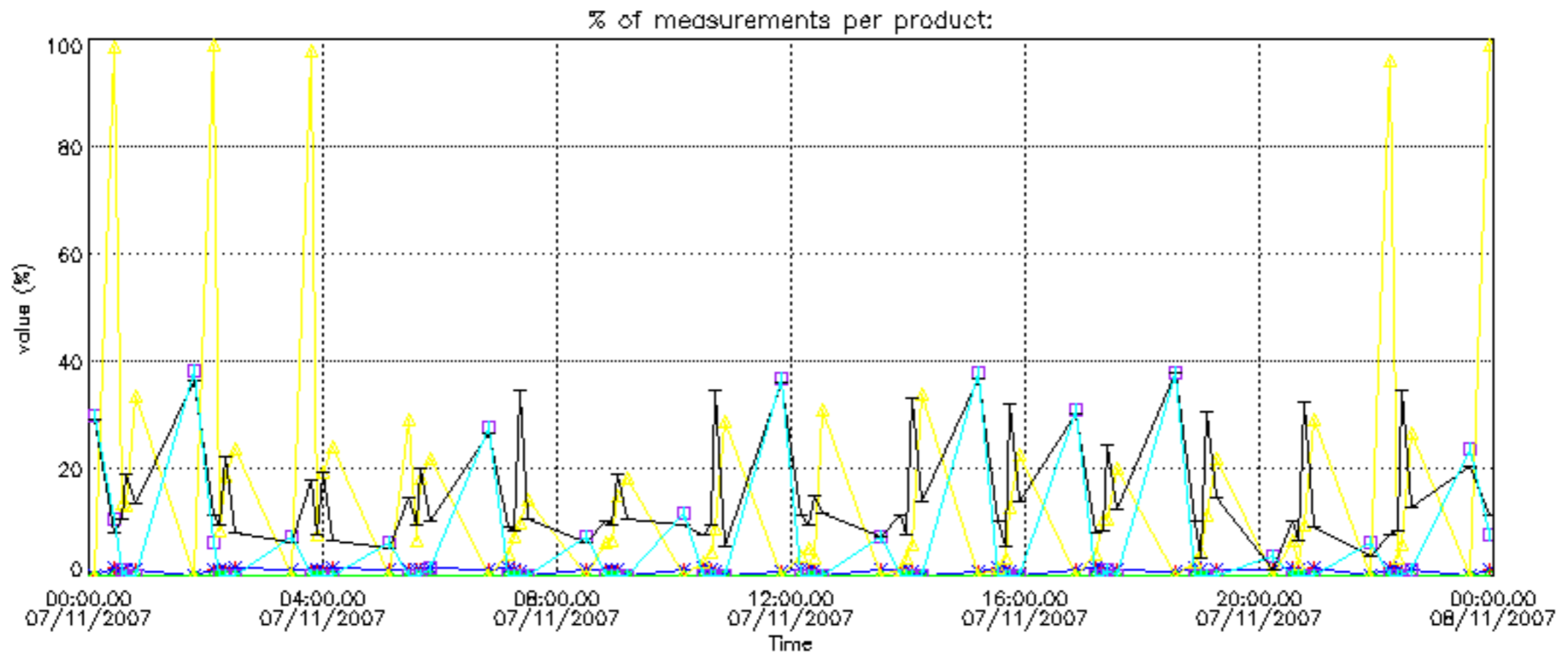


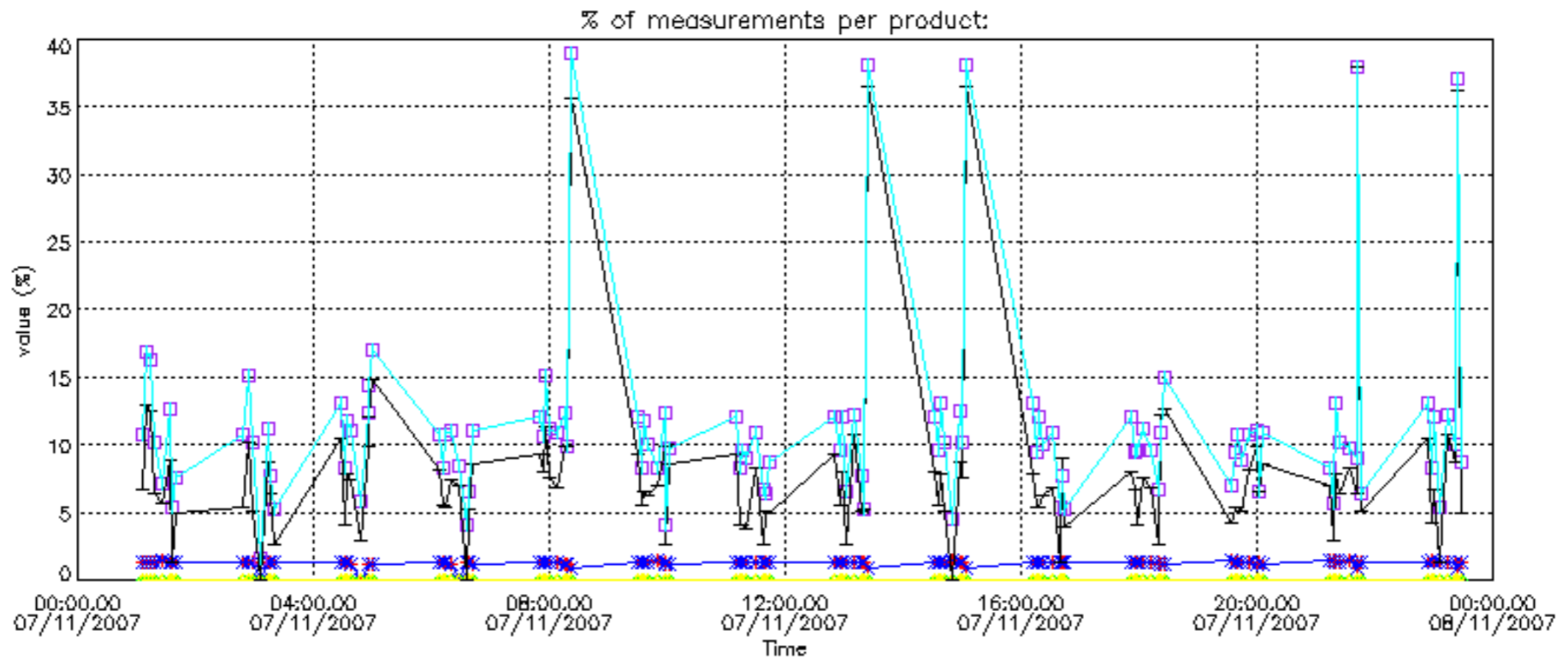
Percentage of flagged data per NO2 profile



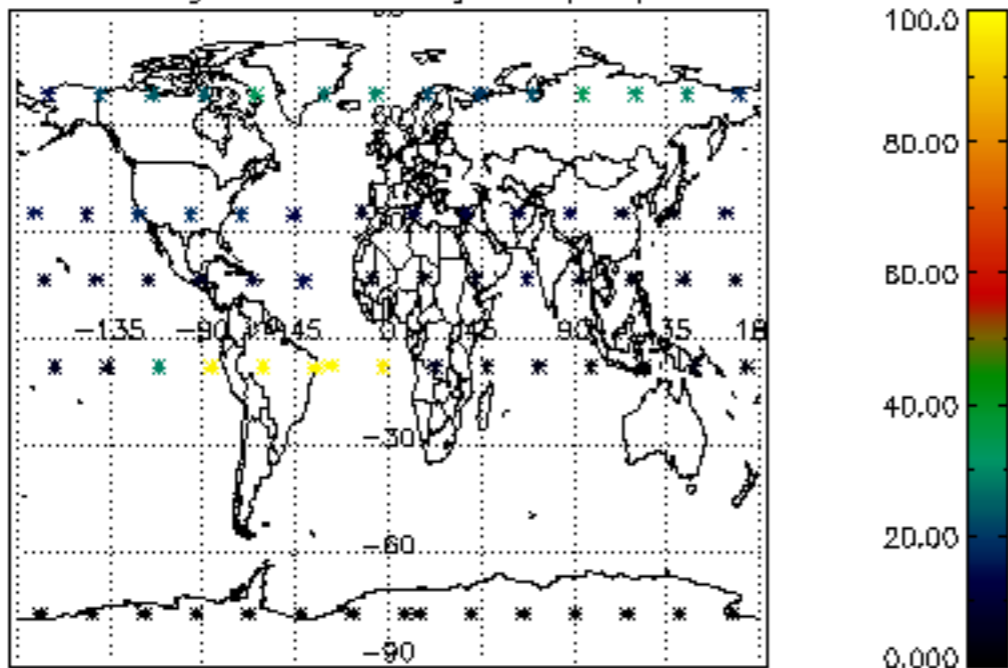
Percentage of flagged data per NO3 profile



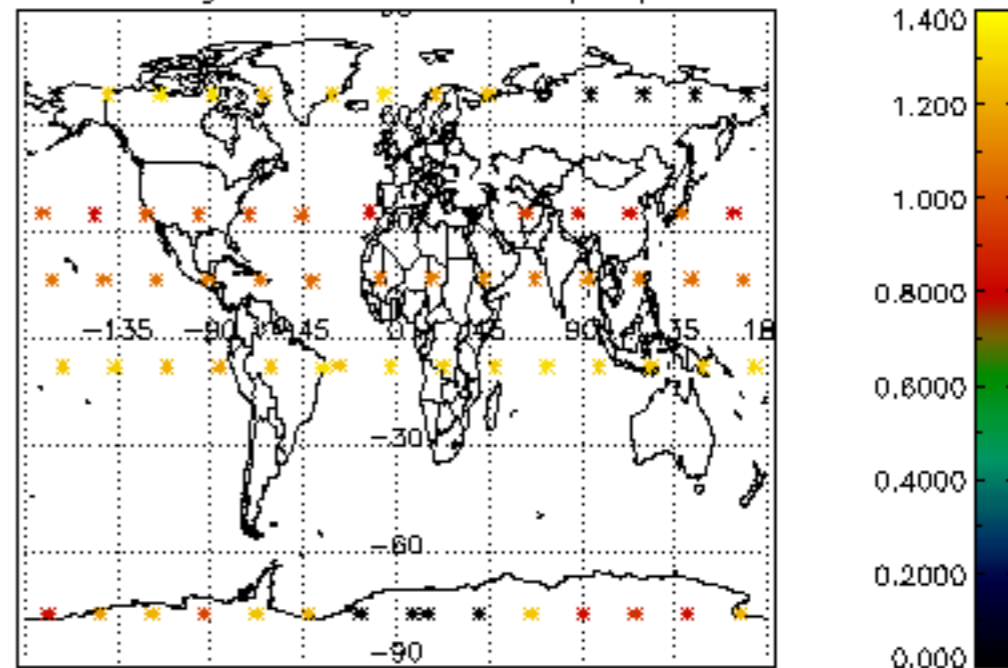




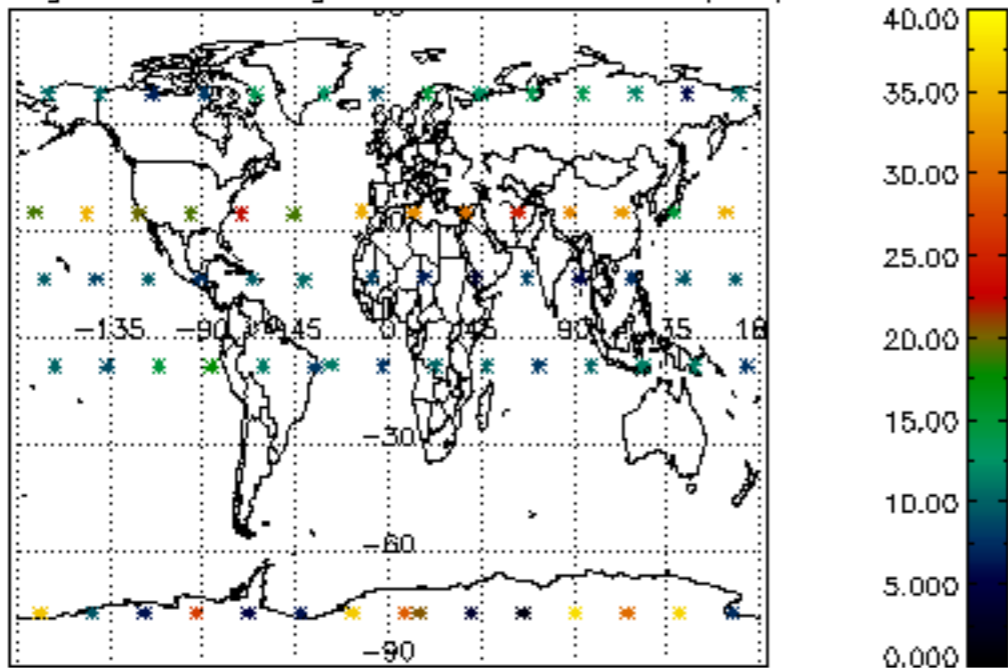
Percentage of cosmic ray hits per profile



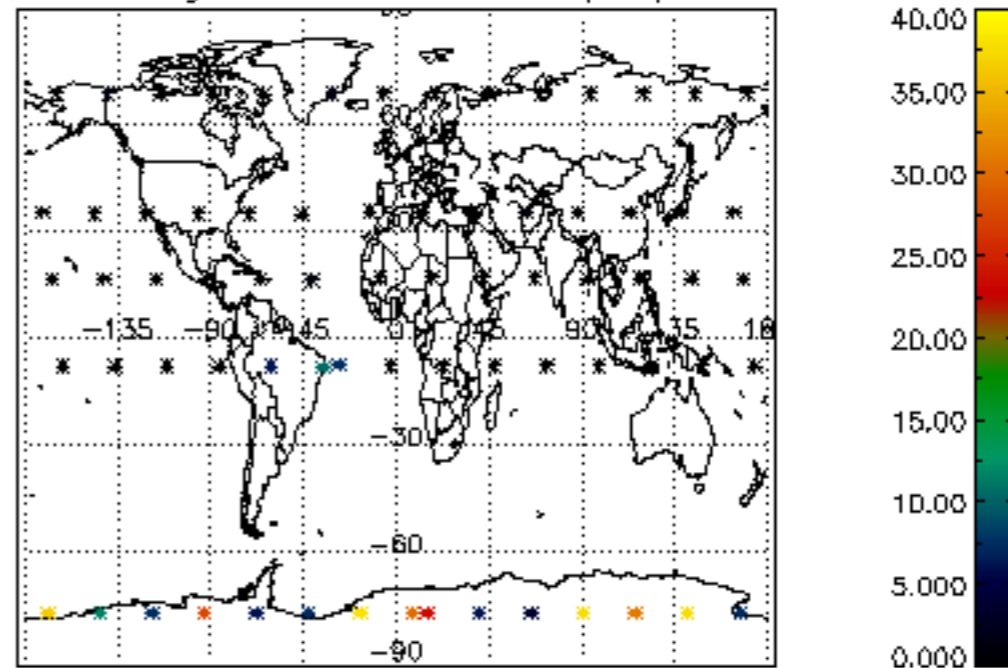
Percentage of datation errors per profile



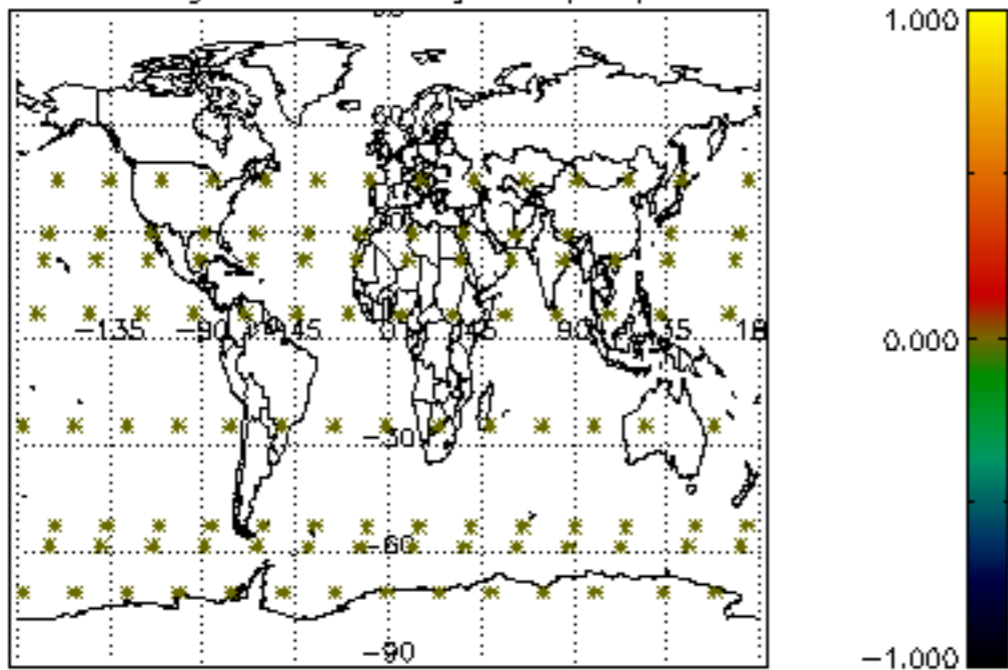
Percentage of star falling outside central band per profile



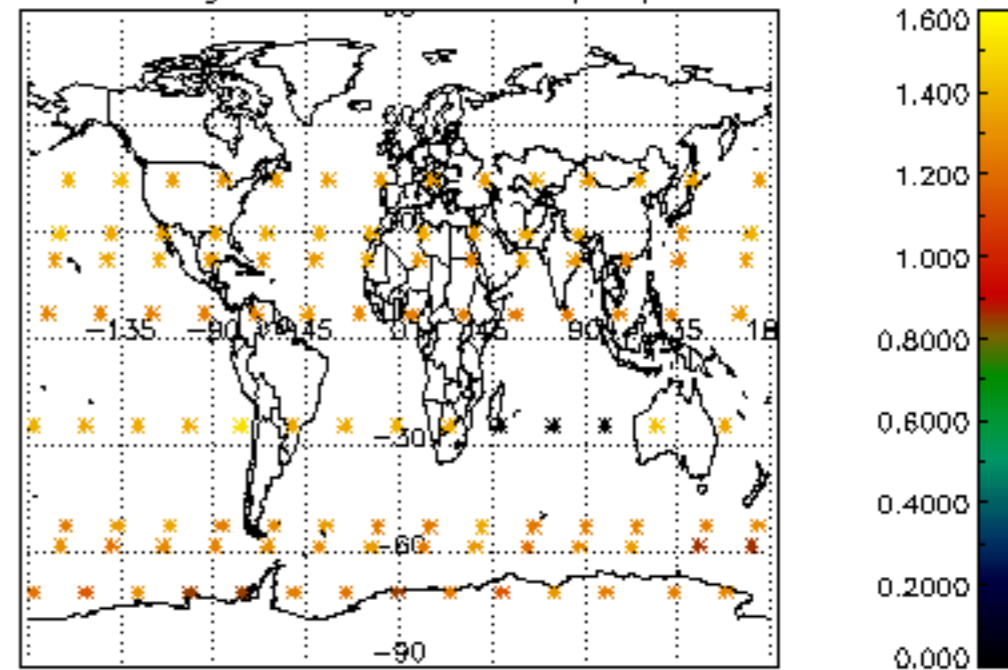
Percentage of saturation errors per profile



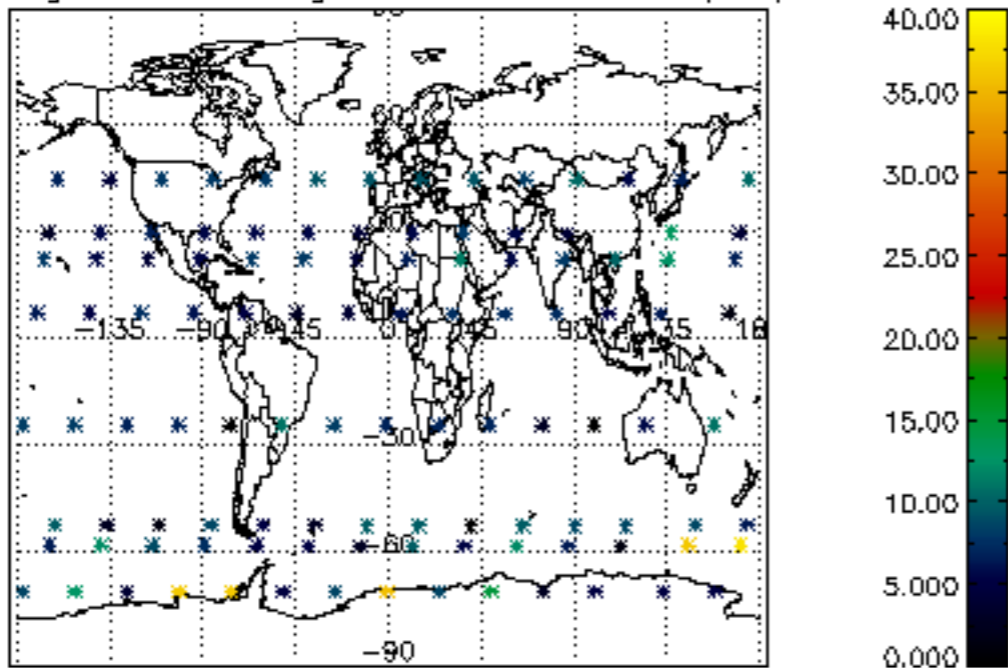
Percentage of cosmic ray hits per profile



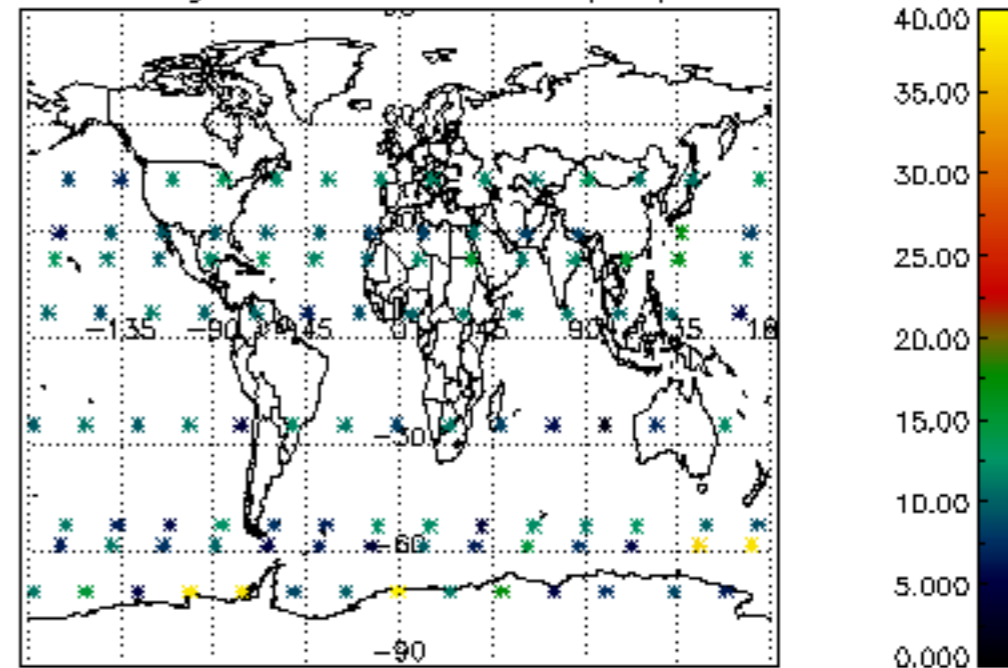
Percentage of datation errors per profile

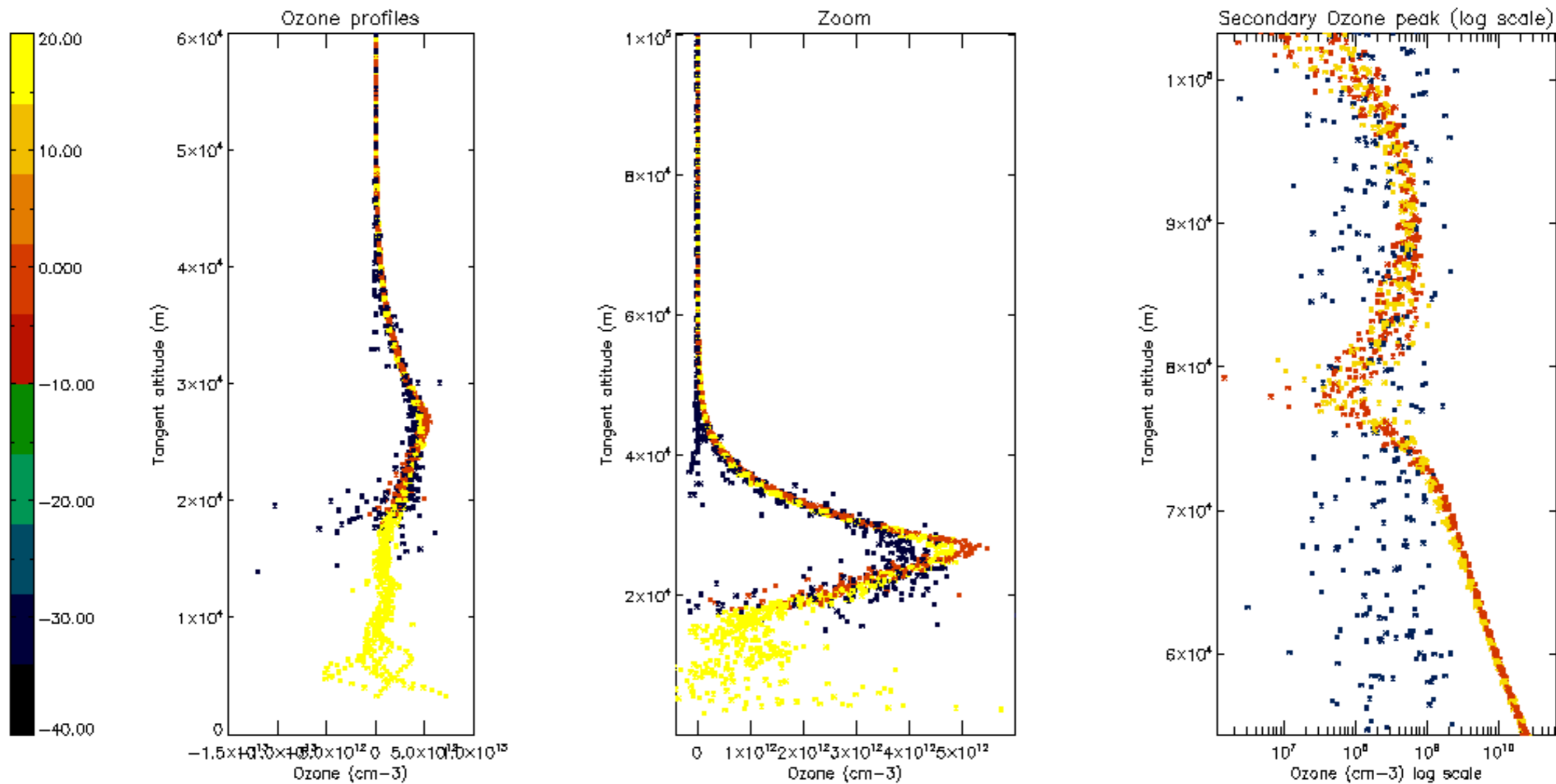


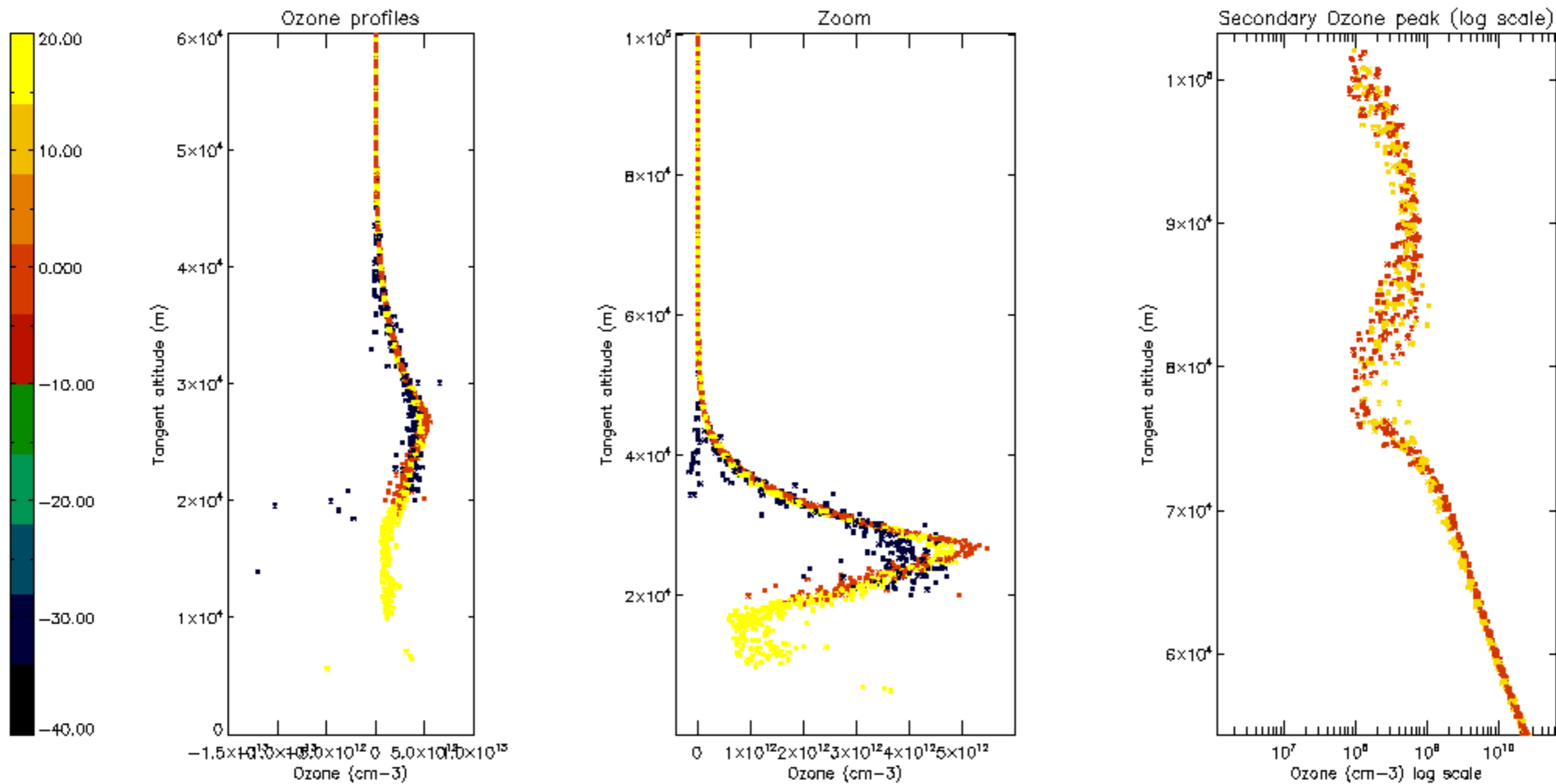
Percentage of star falling outside central band per profile

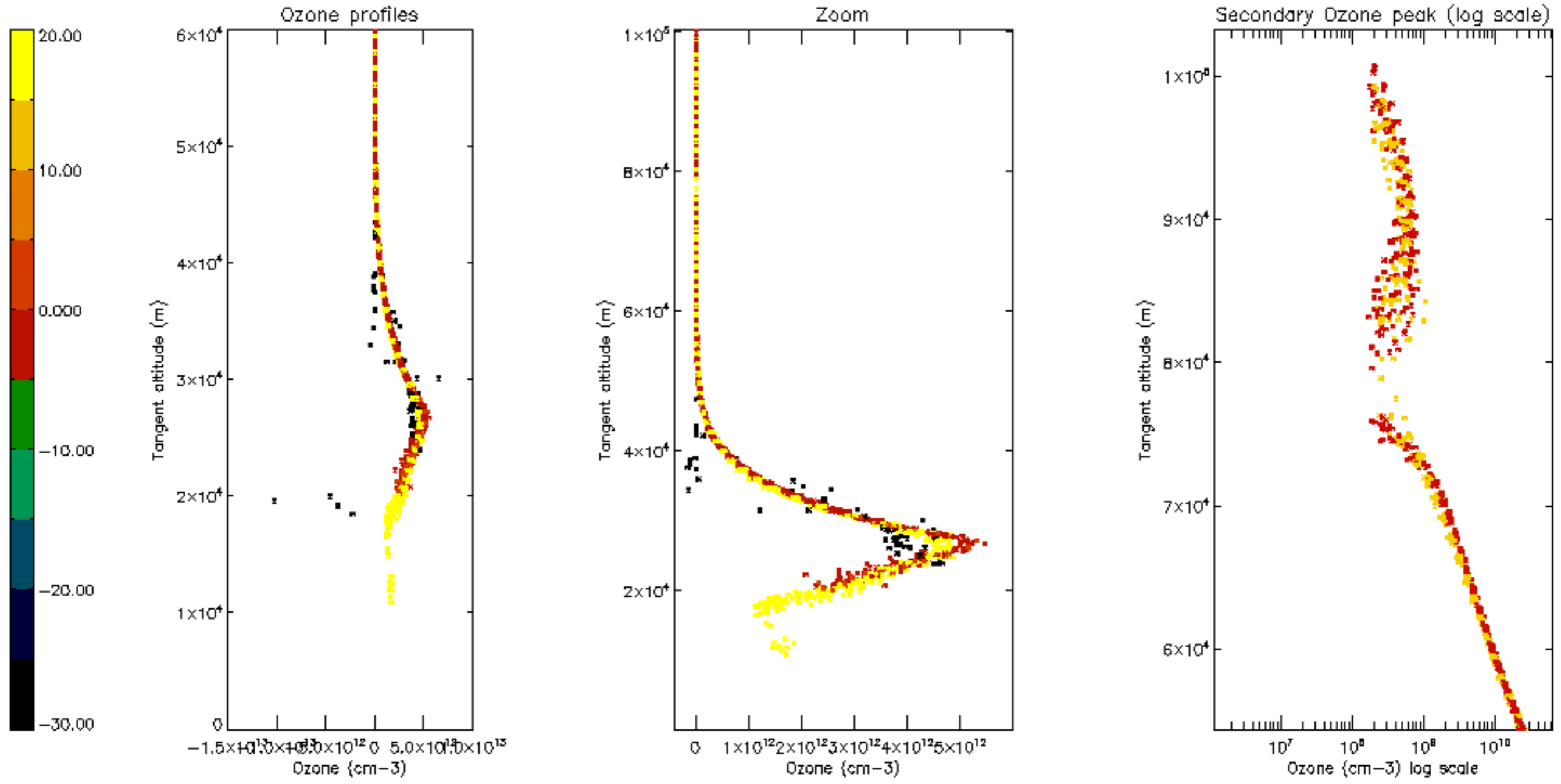


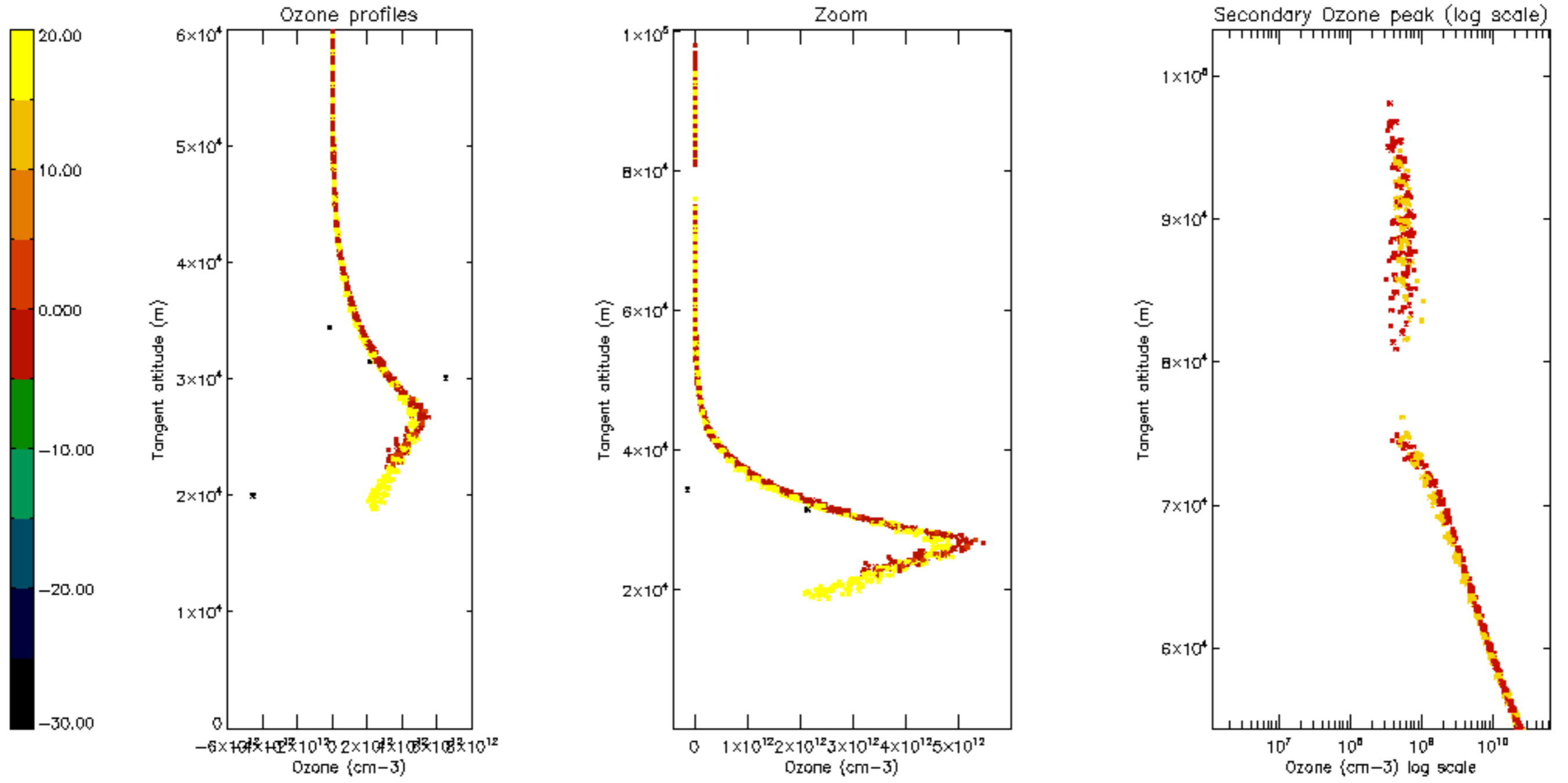
Percentage of saturation errors per profile

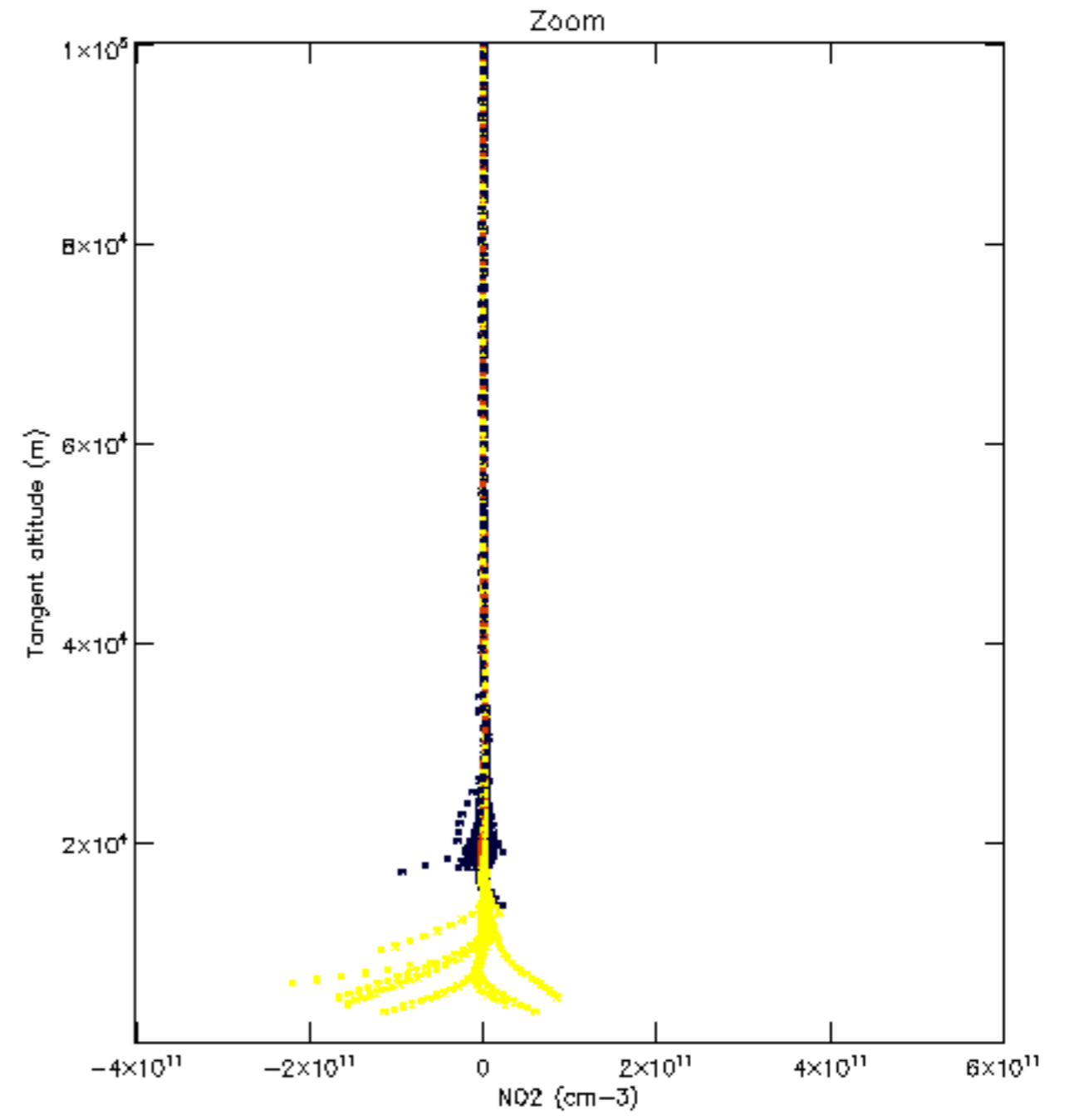
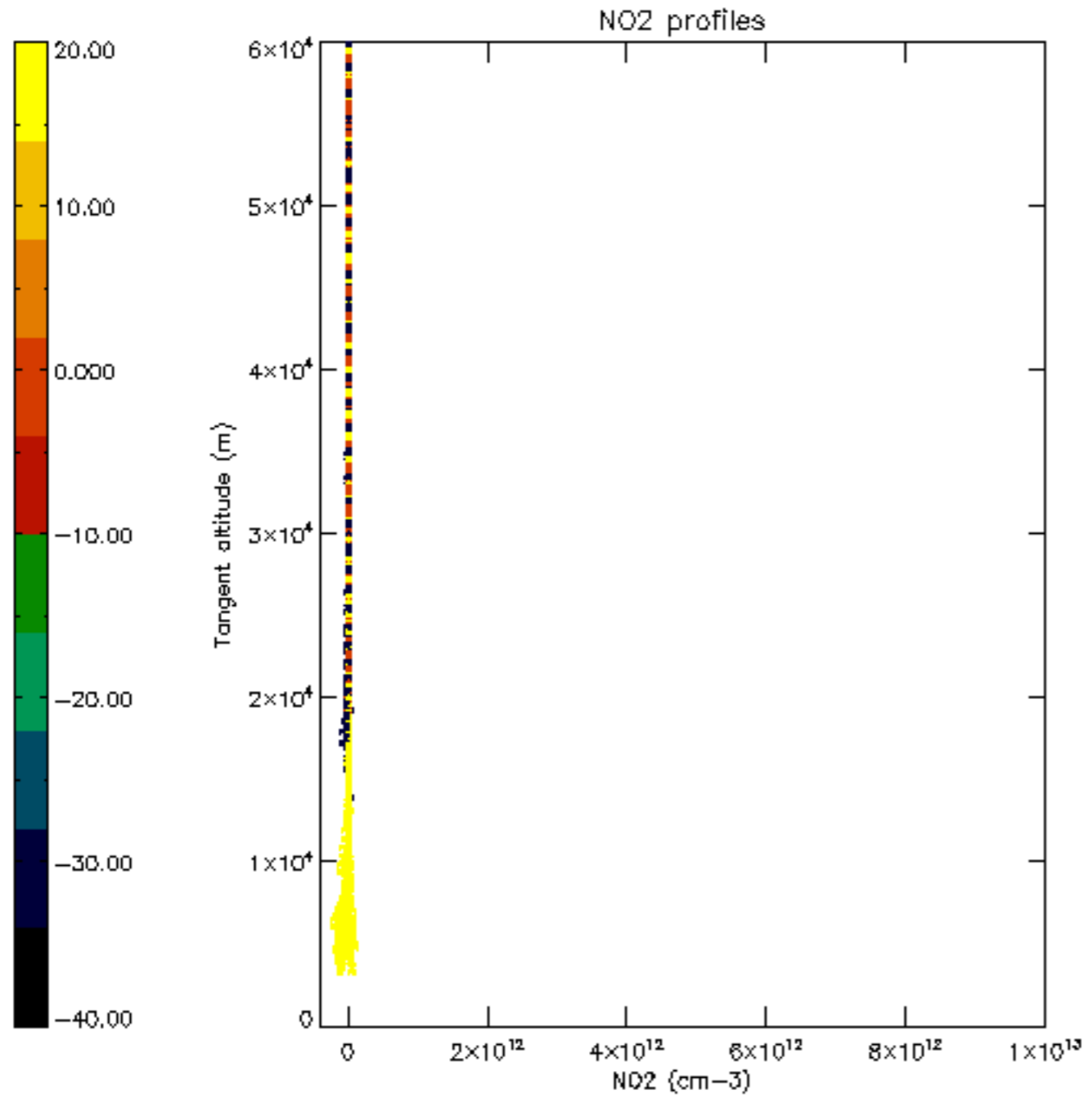


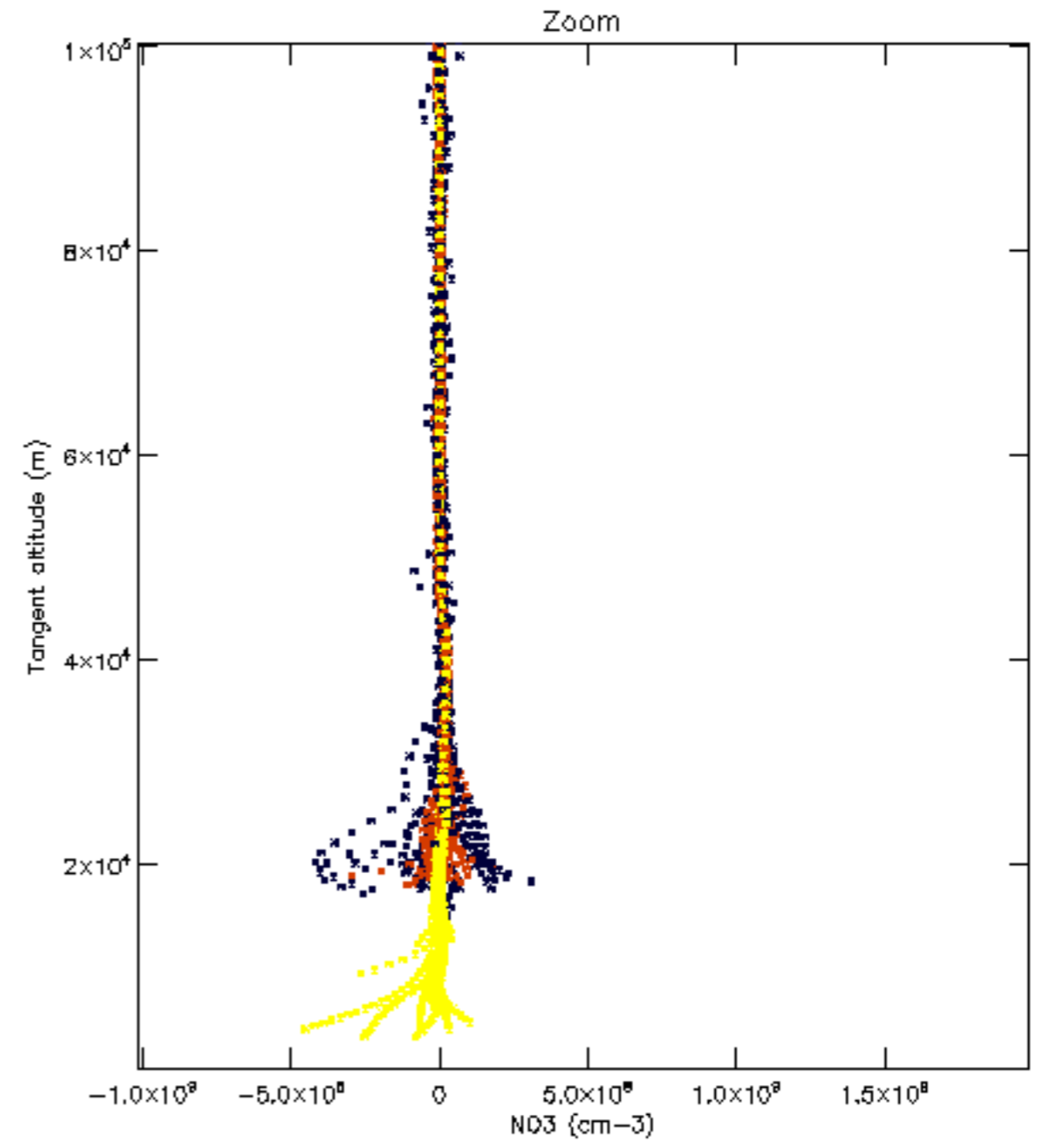
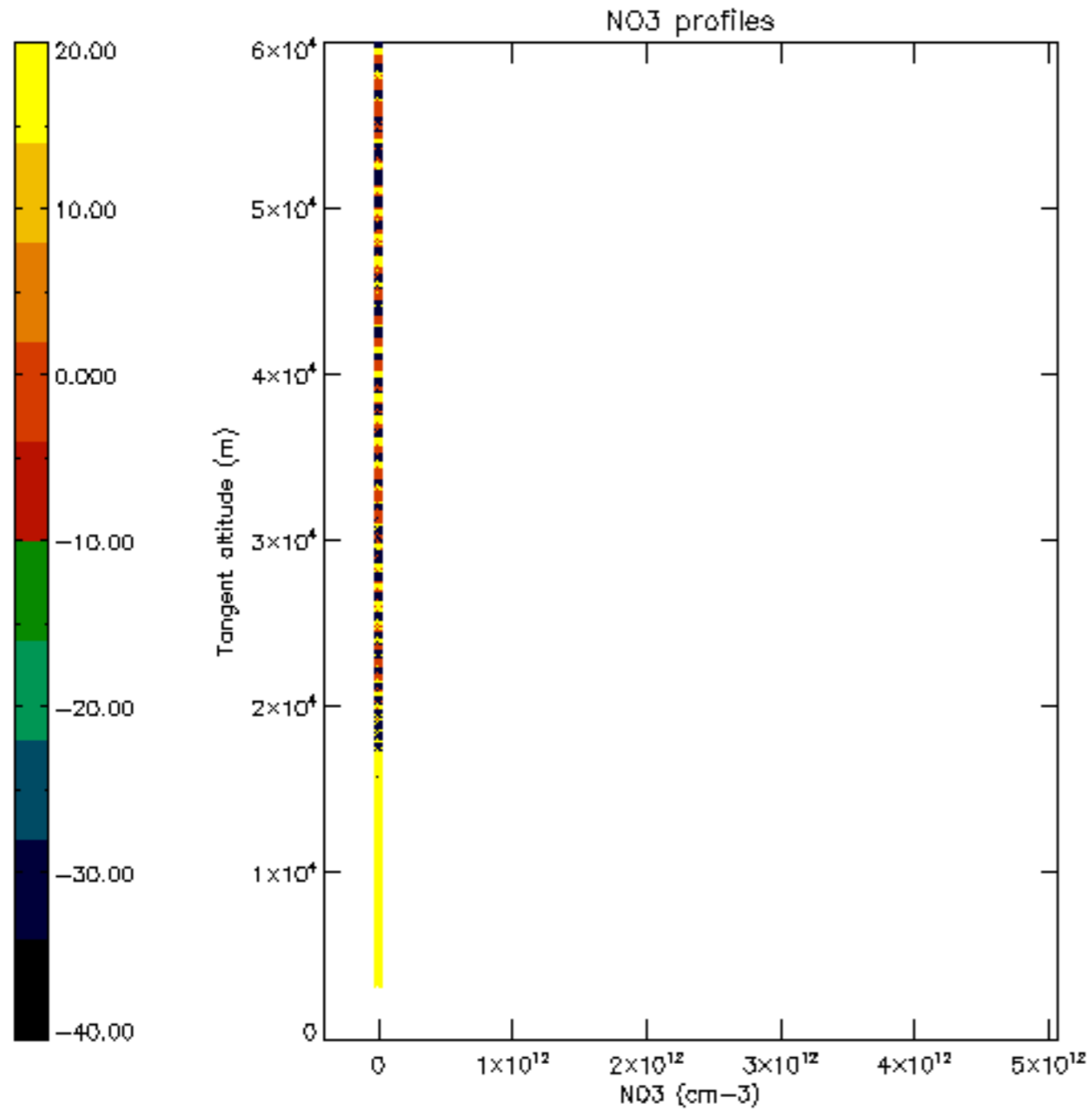


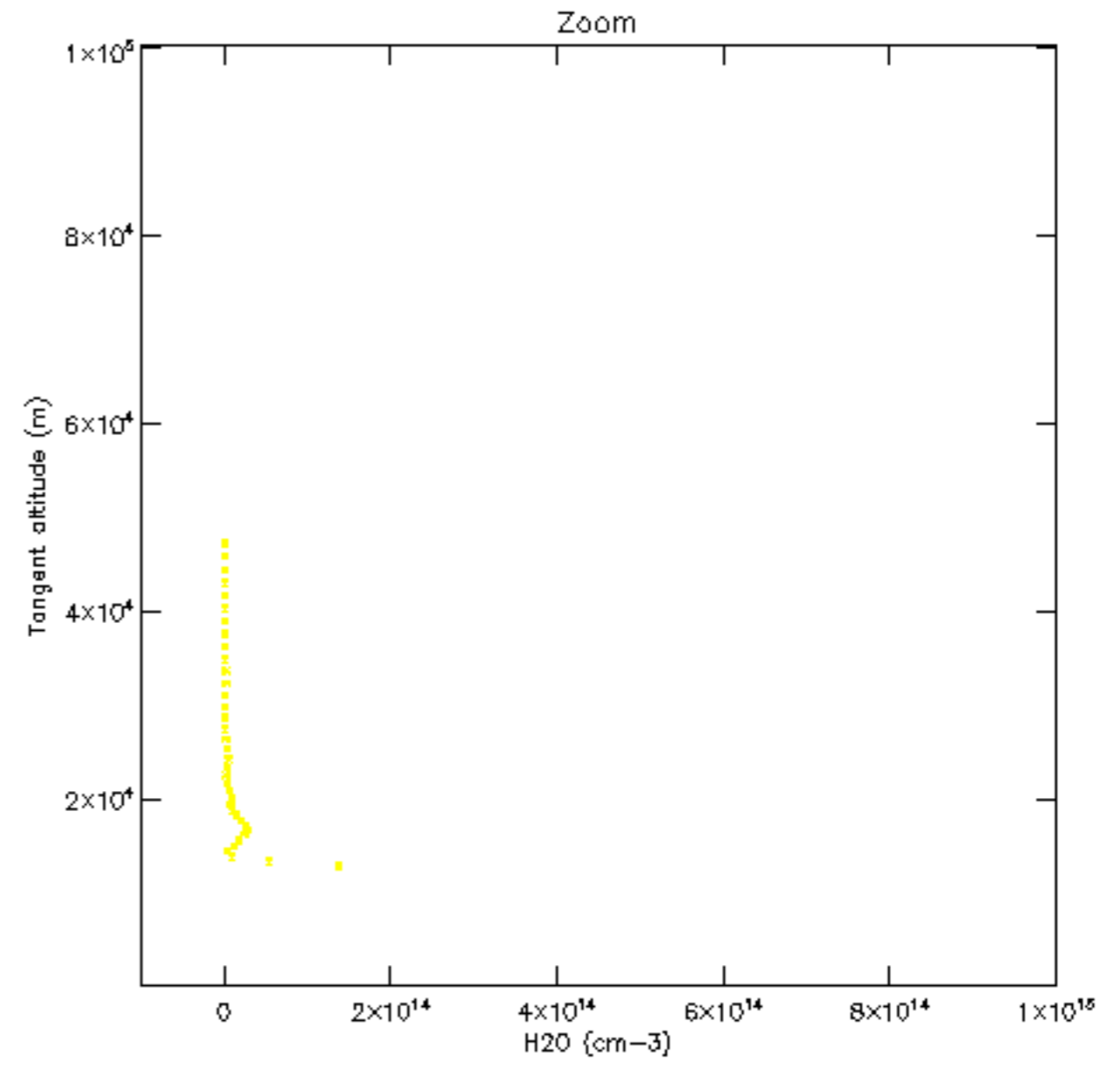
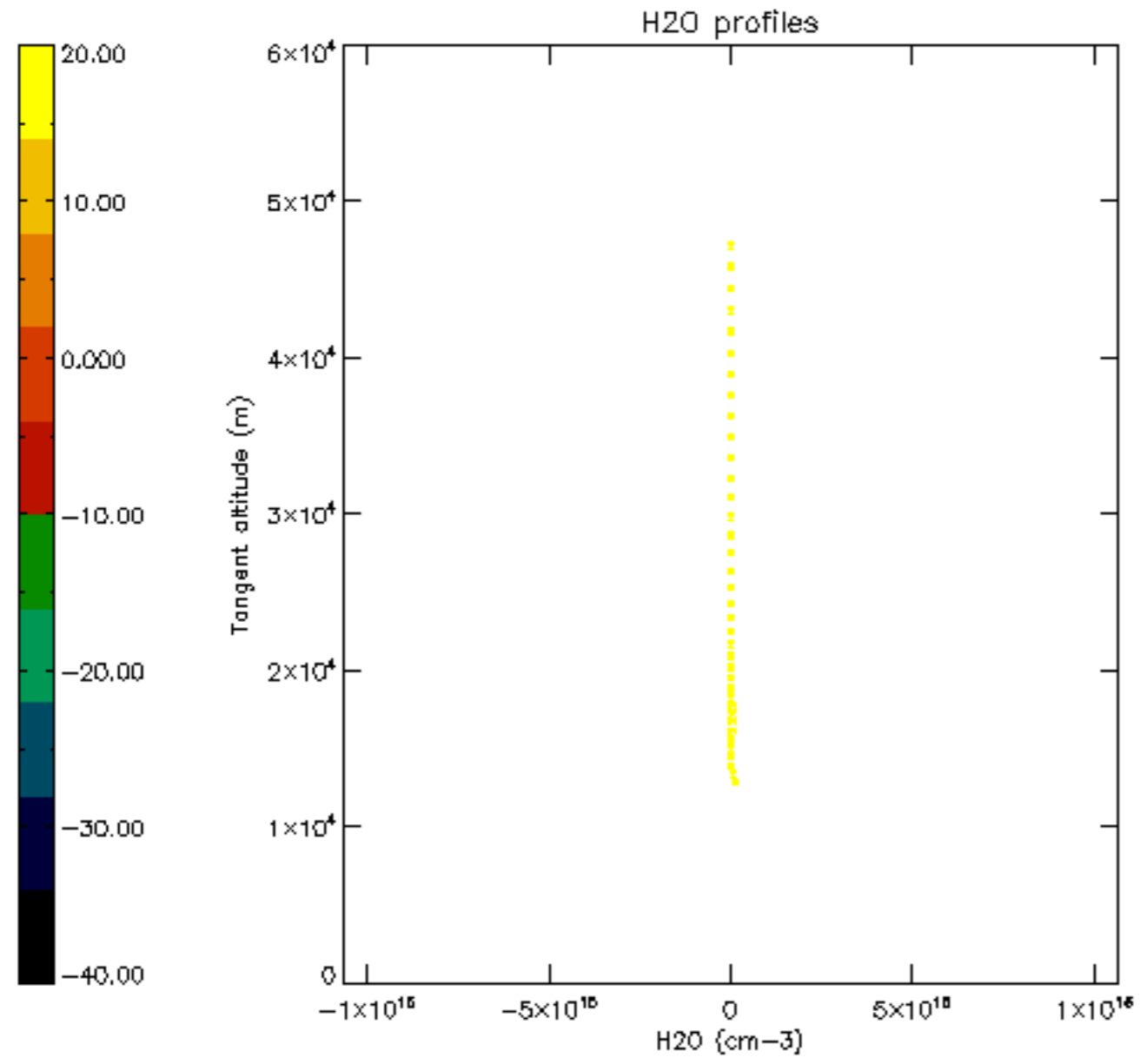


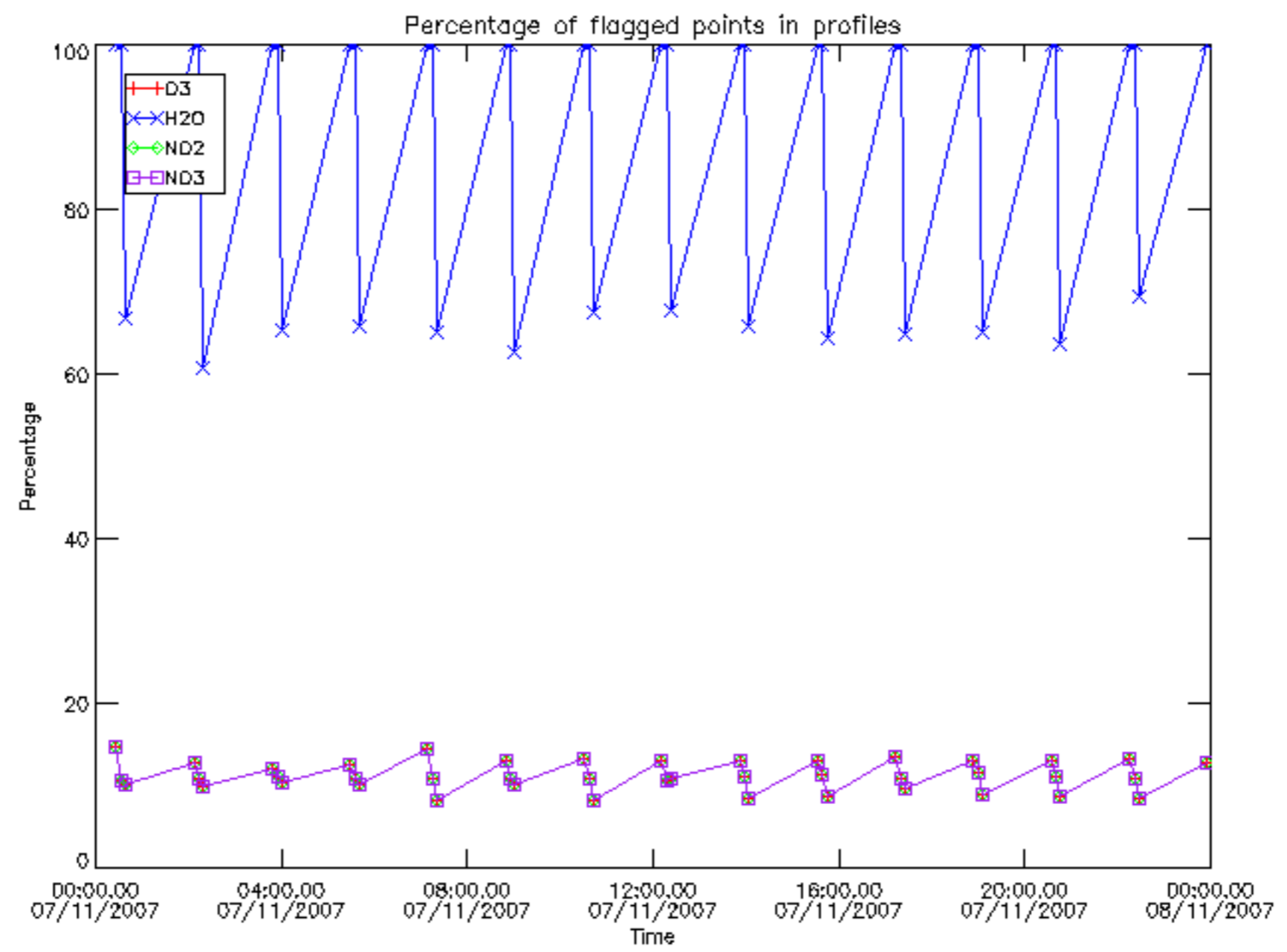




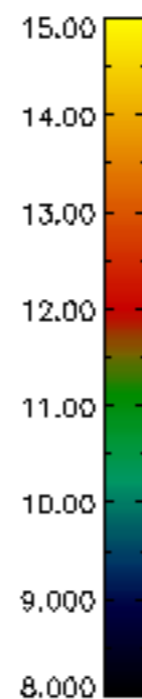
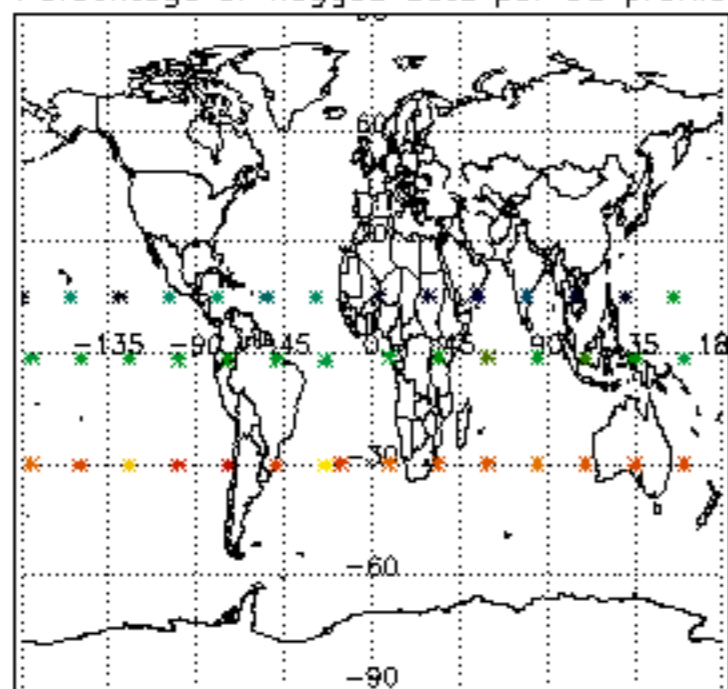




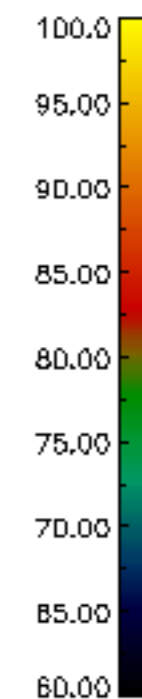
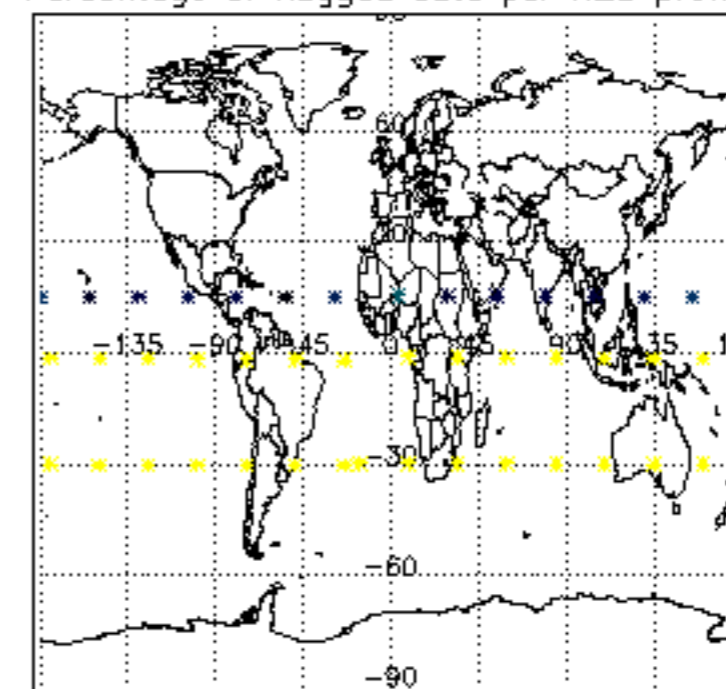




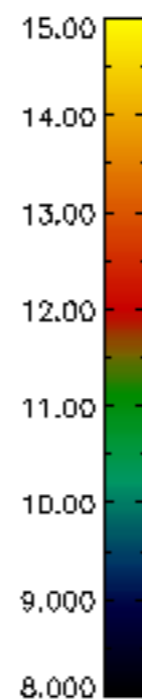
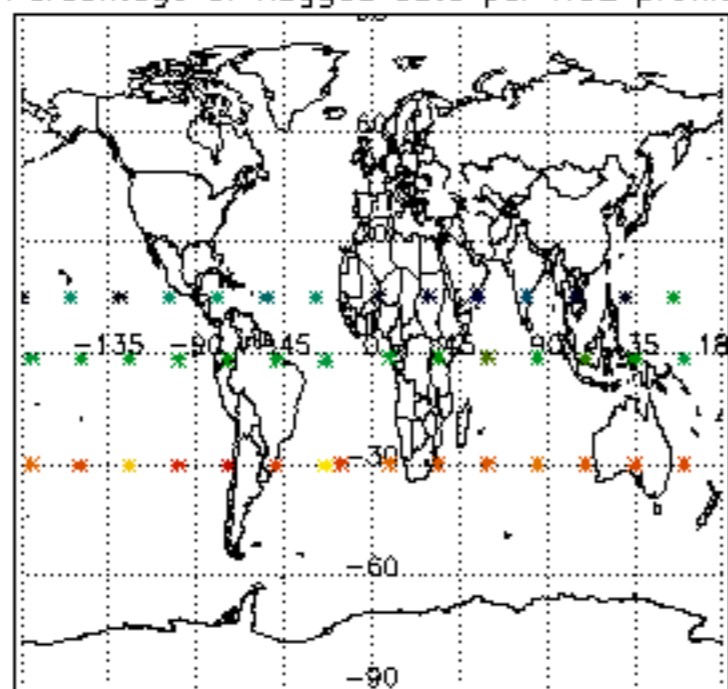
Percentage of flagged data per D3 profile



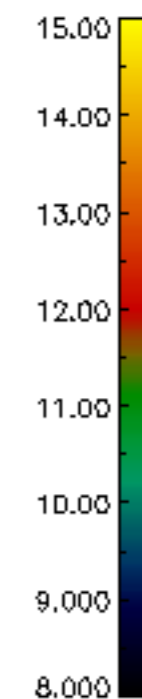
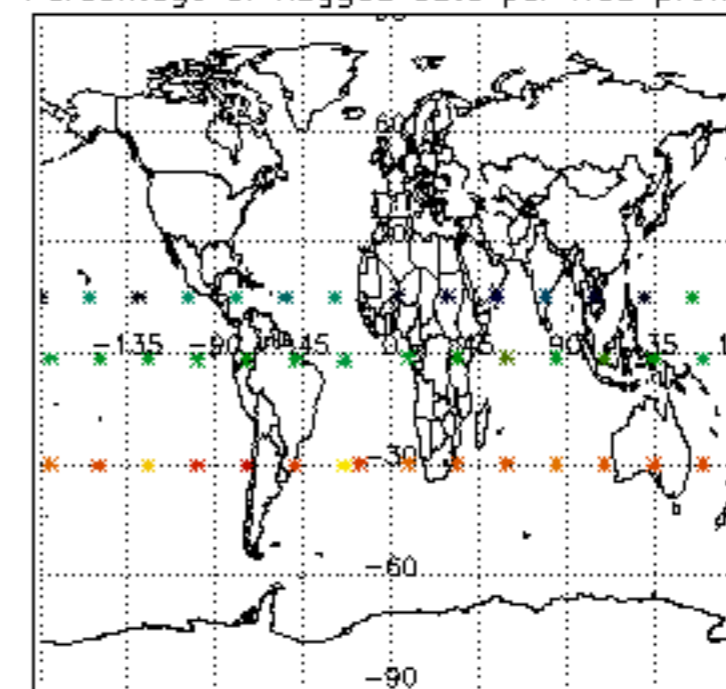
Percentage of flagged data per H2O profile

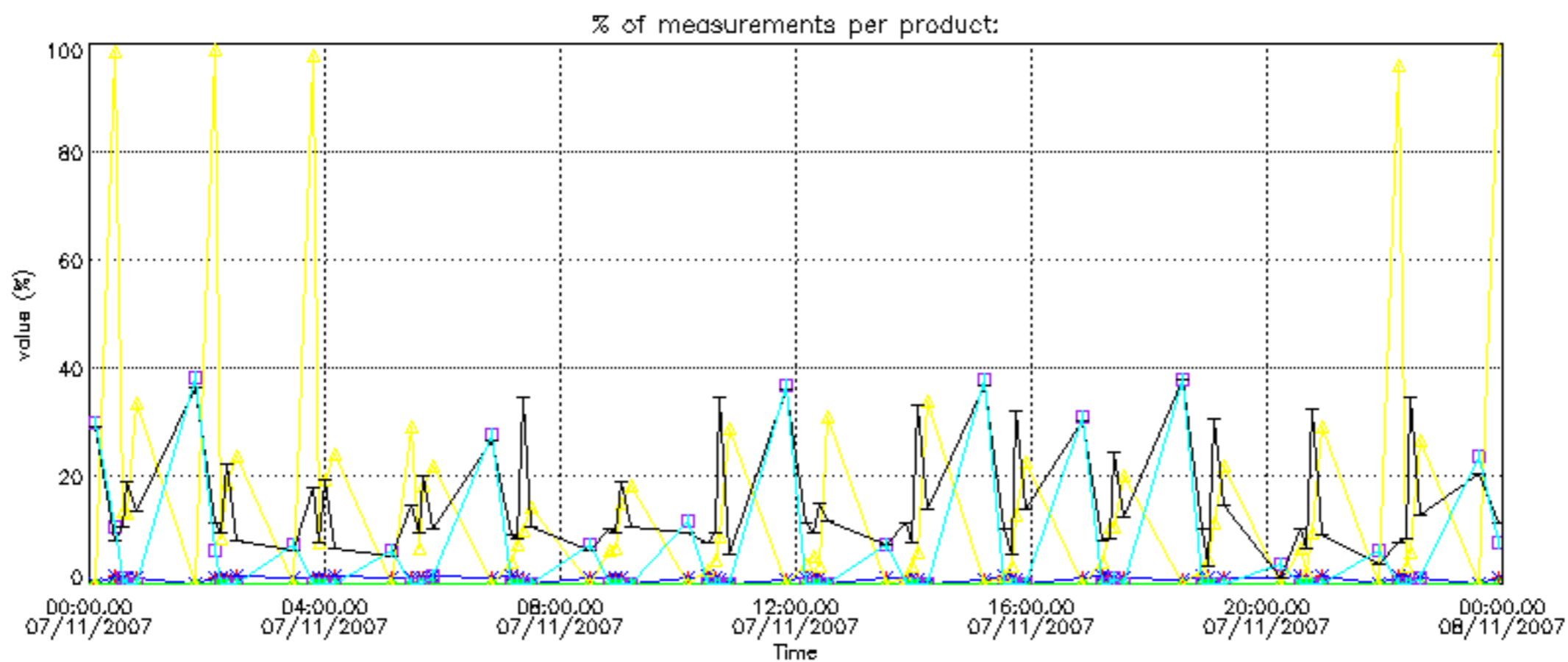


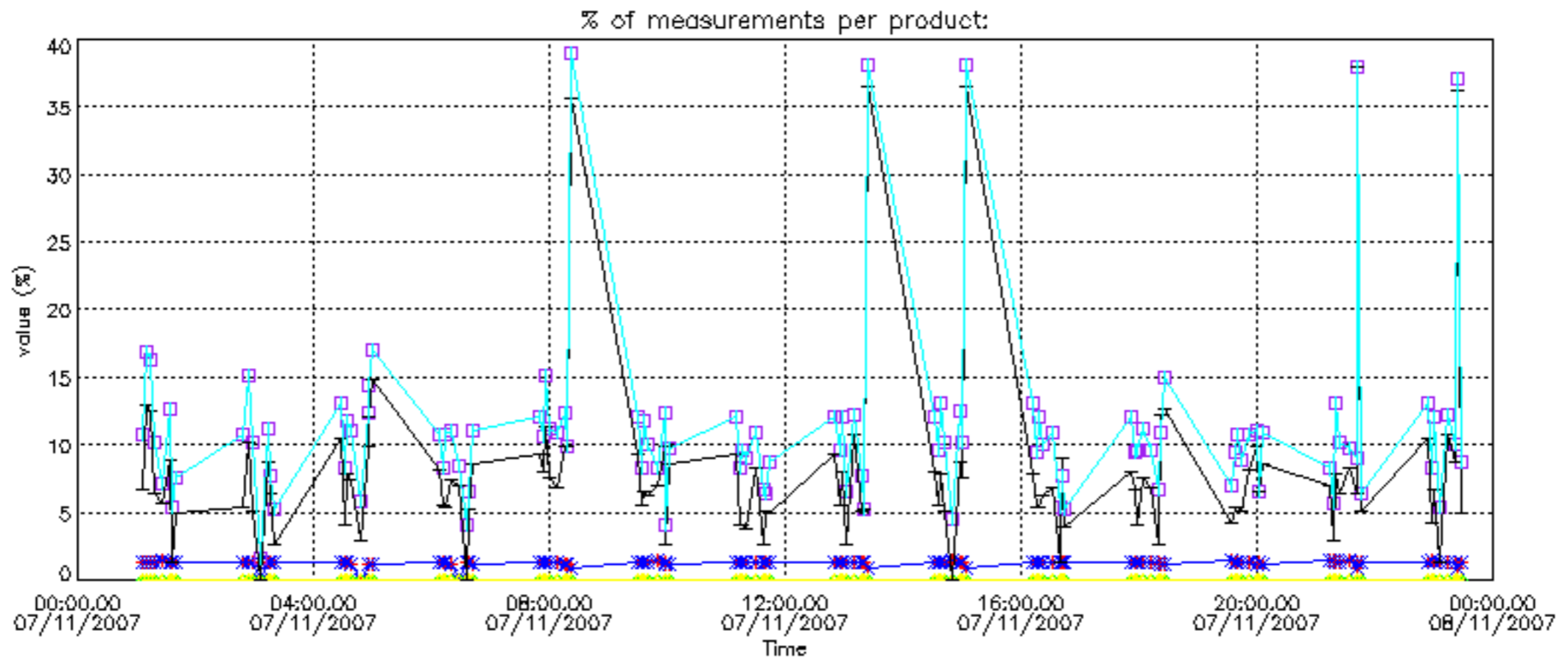
Percentage of flagged data per NO2 profile



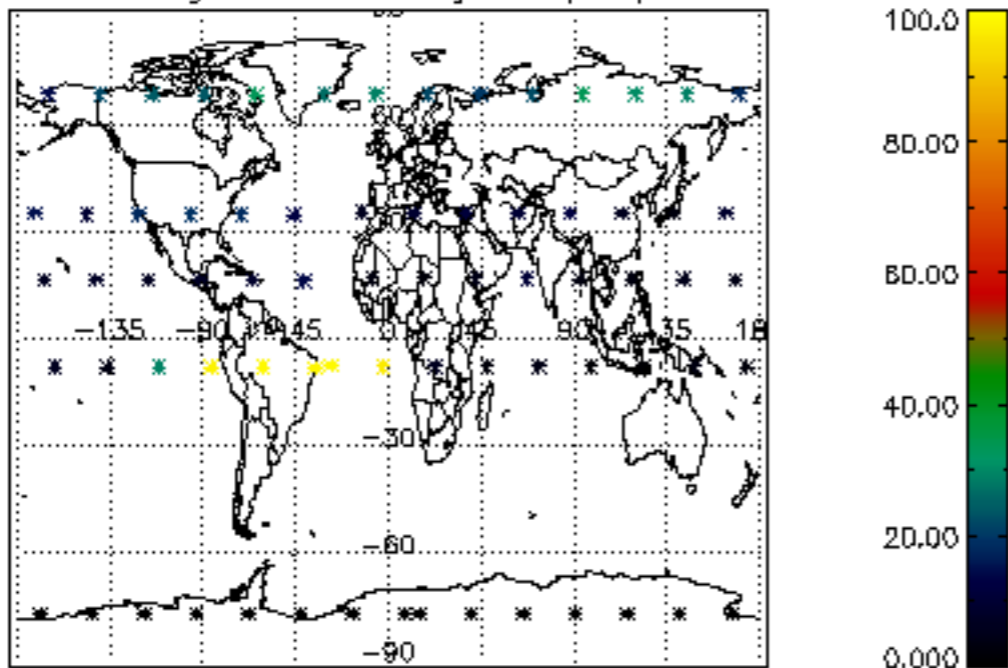
Percentage of flagged data per NO3 profile



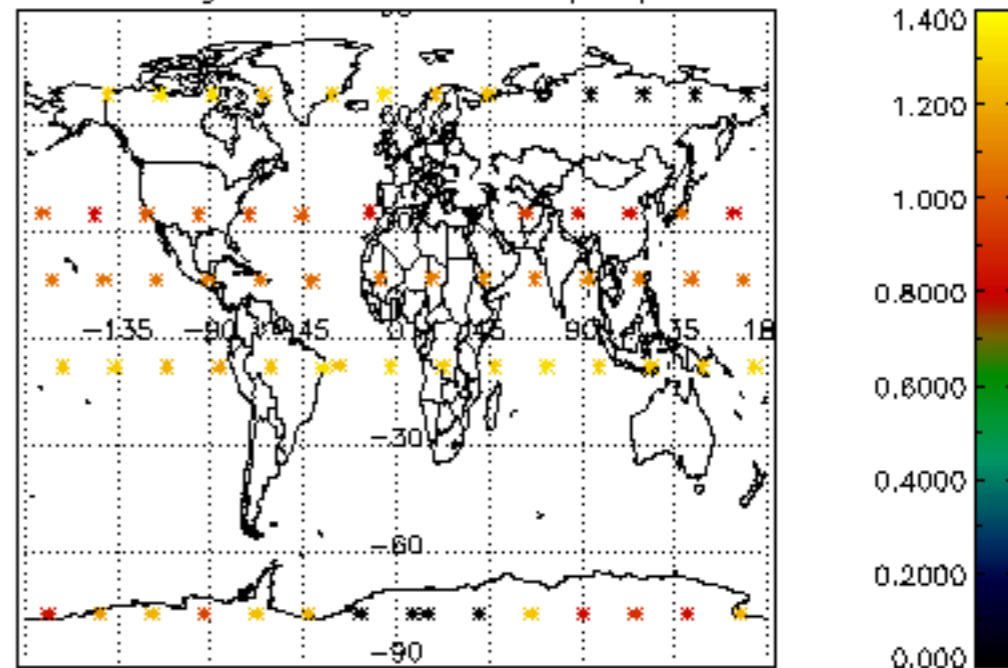




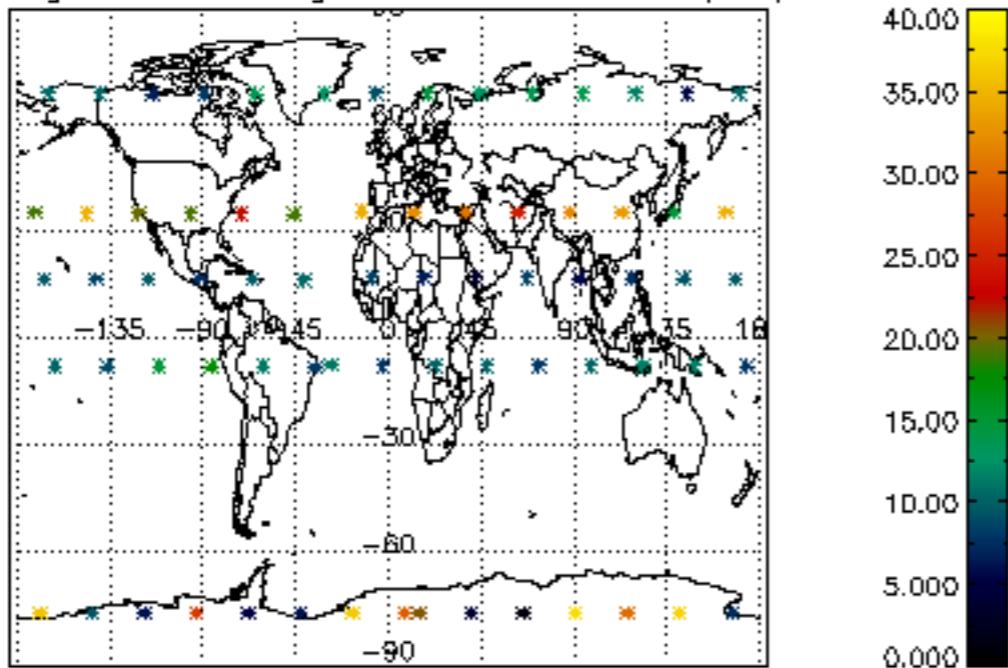
Percentage of cosmic ray hits per profile



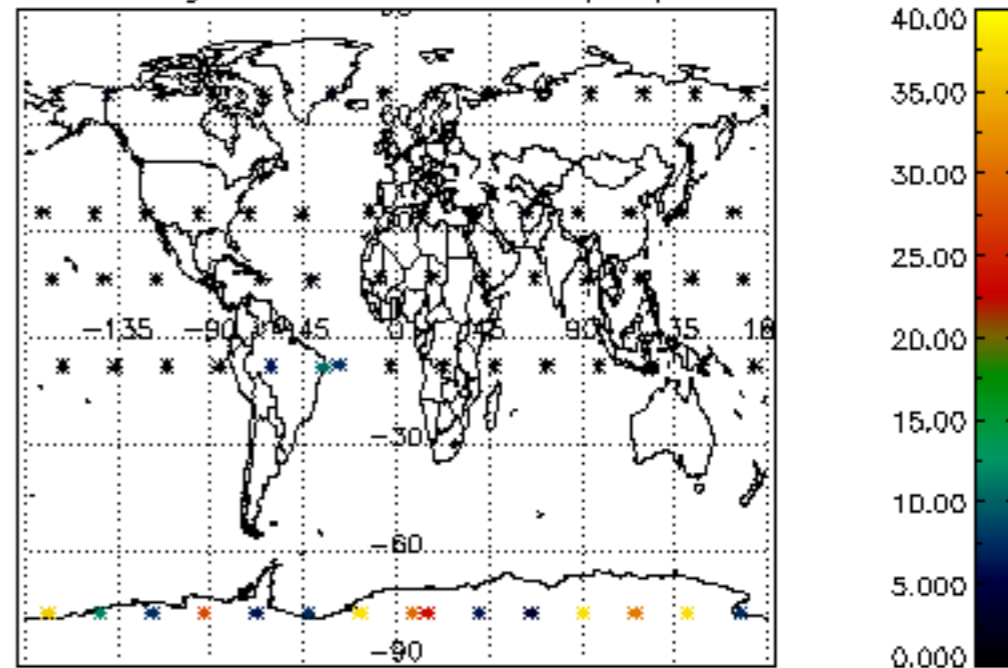
Percentage of datation errors per profile



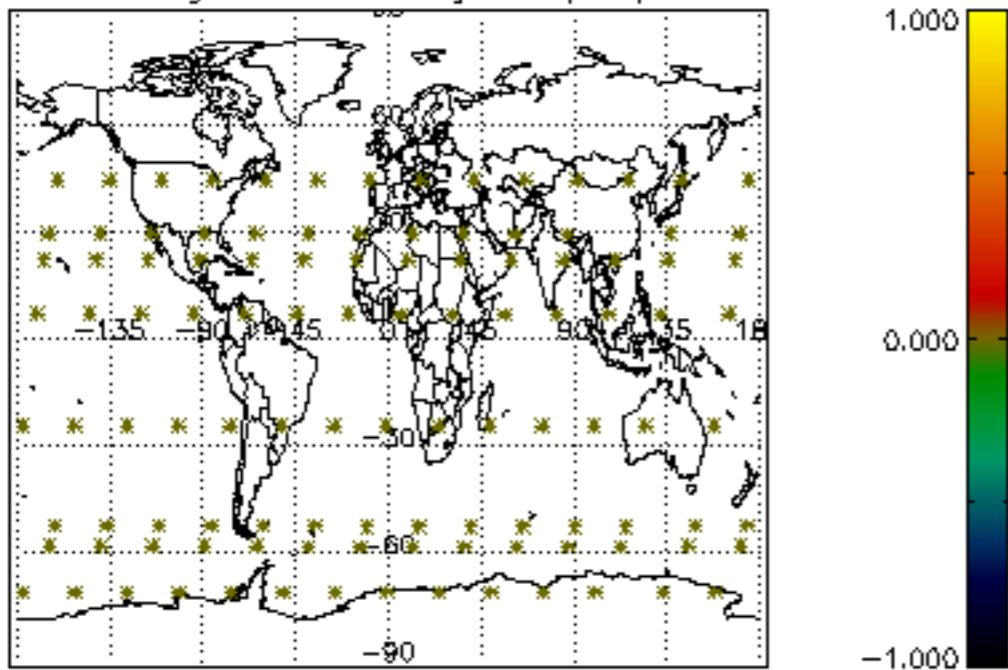
Percentage of star falling outside central band per profile



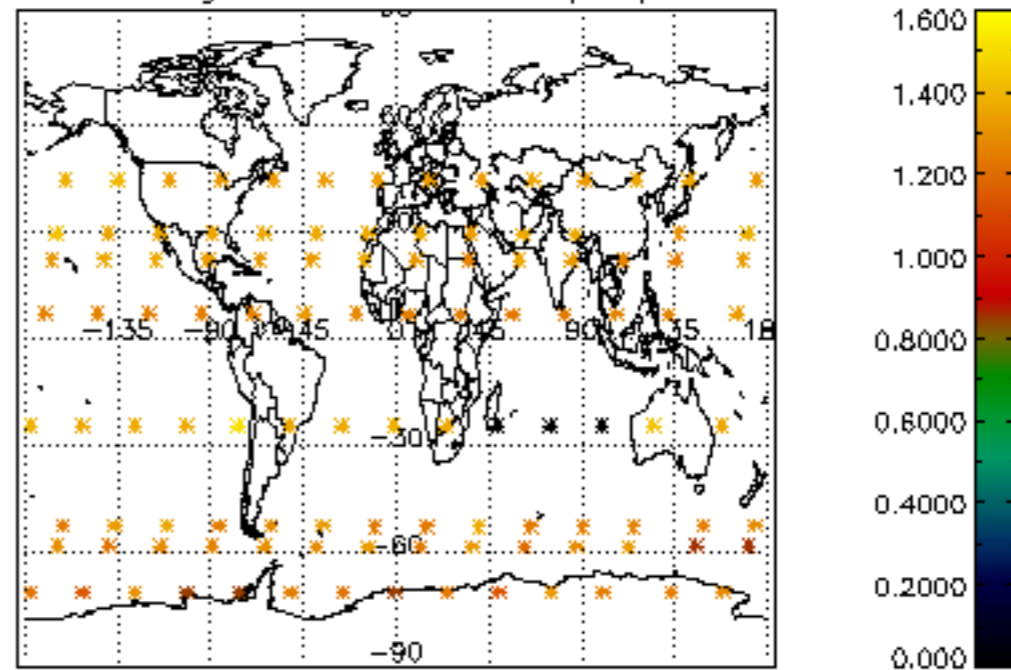
Percentage of saturation errors per profile



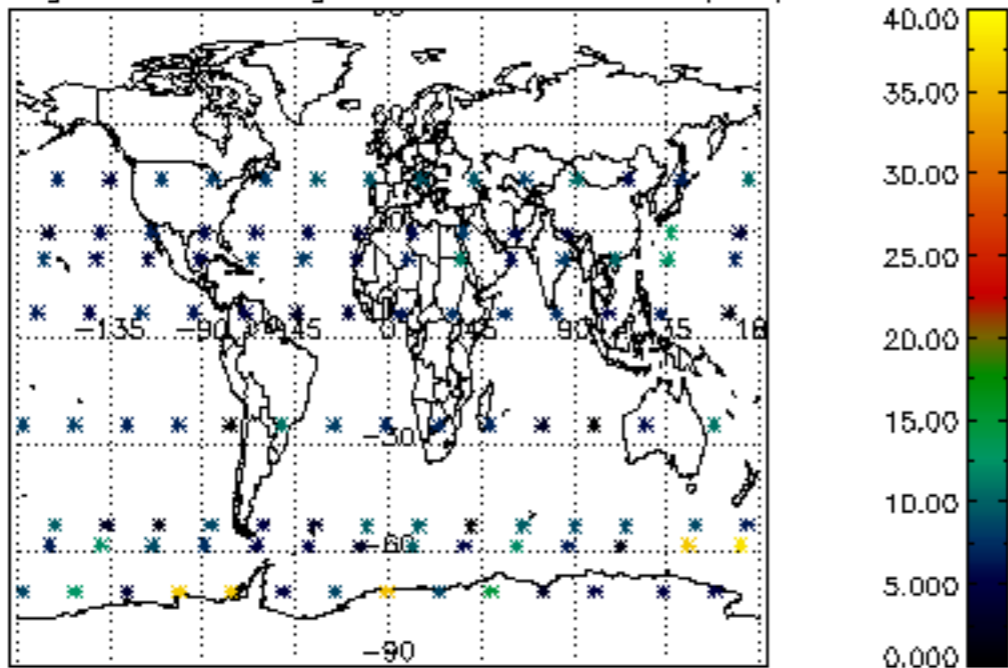
Percentage of cosmic ray hits per profile



Percentage of datation errors per profile



Percentage of star falling outside central band per profile



Percentage of saturation errors per profile

