

GOMOS Level 2 Daily Report

SUMMARY

[1. General Info](#)

[2. Summary of processed GOM_NL_2P products](#)

[3. Level 2 Quality information per product](#)

[3.1 Plot of level 2 quality information per product \(time dependant\)](#)

[3.2 Plot of level 2 quality information per product \(world map\)](#)

[4. Level 1 Quality information per product \(stored on level 2 products\)](#)

[4.1 Plot of level 1 quality information per product \(time dependant\)](#)

[4.1.1 Plot of level 1 quality information per product \(time dependant\): ASCENDING](#)

[4.1.2 Plot of level 1 quality information per product \(time dependant\): DESCENDING](#)

[4.2 Plot of level 1 quality information per product \(world map\)](#)

[4.2.1 Plot of level 1 quality information per product \(world map\): ASCENDING](#)

[4.2.2 Plot of level 1 quality information per product \(world map\): DESCENDING](#)

[5. Ozone profiles based on quality statistics and other trace gas profiles](#)

[5.1 Ozone statistics based on quality of products](#)

[5.2 Plot ozone profiles for all STD \(dark without errors\)](#)

[5.3 Plot ozone profiles where STD < 20% \(dark without errors\)](#)

[5.4. Plot ozone profiles where STD < 10% \(dark without errors\)](#)

[5.5. Plot ozone profiles where STD < 5% \(dark without errors\)](#)

[5.6 Plot NO2 profiles for all STD \(dark without errors\)](#)

[5.7 Plot NO3 profiles for all STD \(dark without errors\)](#)

[5.8 Plot H2O profiles \(only for occultations of stars 1,2,3,4,13,14,16,26,63 dark without errors\) for all STD](#)

[6. Auxiliary Data Files used for the production reported in section 2](#)

This report presents the daily analysis on parameters extracted from GOMOS level 2 data (GOM_NL__2P). It is intended to monitor some important parameters that will impact the quality of these products. A list of level 2 products (and content) that have arrived during the reporting day to the PCF is also given.

Item	Value
Time of report generation	23APR2013 10:08:10
Data source version	GOMOS/6.01
Start time of products	04-11-2007 (04NOV2007 00:00:00)
Stop time of products	05-11-2007 (05NOV2007 00:00:00)
Store outputs in DB	Yes
Nb of level 2 prods	173
Nb of prods with errors	0

2. Summary of processed GOM_NL__2P products.

Nr	Filename	UTC Start time	Limb	Duration	Star Id	Star Name	Star Mag	Star Temp	Nb Meas	Orbit	Prod. error
1	GOM_NL__2PRFIN20071104_021205_000001102063_00075_29688_8842.N1	04-NOV-2007 02:12:05	Dark	110.00	2	Alp Car	-0.73600	7000.0	220	29688	No
2	GOM_NL__2PRFIN20071104_022210_000000932063_00075_29688_8843.N1	04-NOV-2007 02:22:10	Straylight	92.500	157	The1Eri	2.9060	9300.0	185	29688	No
3	GOM_NL__2PRFIN20071104_024046_000000912063_00075_29688_8844.N1	04-NOV-2007 02:40:46	Bright	90.500	105	6Bet Ari	2.6450	8900.0	181	29688	No
4	GOM_NL__2PRFIN20071104_024506_000000912063_00075_29688_8845.N1	04-NOV-2007 02:45:06	Bright	91.000	173	4Bet Tri	3.0040	8900.0	182	29688	No
5	GOM_NL__2PRFIN20071104_025131_000000962063_00075_29688_8846.N1	04-NOV-2007 02:51:31	Bright	96.000	160	23Gam Per	2.9300	4700.0	192	29688	No
6	GOM_NL__2PRFIN20071104_030002_000000852063_00075_29688_8847.N1	04-NOV-2007 03:00:02	Bright	84.500	49	1Alp UMi	1.9900	6300.0	169	29688	No
7	GOM_NL__2PRFIN20071104_030804_000000952063_00075_29688_8848.N1	04-NOV-2007 03:08:04	Bright	94.500	36	50Alp UMa	1.8000	6300.0	189	29688	No
8	GOM_NL__2PRFIN20071104_031040_000001072063_00075_29688_8849.N1	04-NOV-2007 03:10:40	Bright	107.00	87	64Gam UMa	2.4330	11000.	214	29688	No
9	GOM_NL__2PRFIN20071104_031324_000000942063_00075_29688_8850.N1	04-NOV-2007 03:13:24	Bright	93.500	174	52Psi UMa	3.0040	4400.0	187	29688	No
10	GOM_NL__2PRFIN20071104_032057_000000982063_00075_29688_8851.N1	04-NOV-2007 03:20:57	Bright	97.500	96	68Del Leo	2.5600	9300.0	195	29688	No
11	GOM_NL__2PRFIN20071104_035242_000001072063_00076_29689_8846.N1	04-NOV-2007 03:52:42	Dark	106.50	2	Alp Car	-0.73600	7000.0	213	29689	No
12	GOM_NL__2PRFIN20071104_040246_000000932063_00076_29689_8847.N1	04-NOV-2007 04:02:46	Straylight	93.000	157	The1Eri	2.9060	9300.0	186	29689	No
13	GOM_NL__2PRFIN20071104_042122_000000922063_00076_29689_8848.N1	04-NOV-2007 04:21:22	Bright	91.500	105	6Bet Ari	2.6450	8900.0	183	29689	No
14	GOM_NL__2PRFIN20071104_042542_000000922063_00076_29689_8849.N1	04-NOV-2007 04:25:42	Bright	92.000	173	4Bet Tri	3.0040	8900.0	184	29689	No
15	GOM_NL__2PRFIN20071104_043207_000000972063_00076_29689_8850.N1	04-NOV-2007 04:32:07	Bright	97.000	160	23Gam Per	2.9300	4700.0	194	29689	No
16	GOM_NL__2PRFIN20071104_044038_000000882063_00076_29689_8851.N1	04-NOV-2007 04:40:38	Bright	88.000	49	1Alp UMi	1.9900	6300.0	176	29689	No
17	GOM_NL__2PRFIN20071104_044840_000000952063_00076_29689_8852.N1	04-NOV-2007 04:48:40	Bright	94.500	36	50Alp UMa	1.8000	6300.0	189	29689	No
18	GOM_NL__2PRFIN20071104_045116_000000882063_00076_29689_8853.N1	04-NOV-2007 04:51:16	Bright	88.000	87	64Gam UMa	2.4330	11000.	176	29689	No
19	GOM_NL__2PRFIN20071104_045400_000001142063_00076_29689_8854.N1	04-NOV-2007 04:54:00	Bright	114.00	174	52Psi UMa	3.0040	4400.0	228	29689	No
20	GOM_NL__2PRFIN20071104_050133_000000952063_00076_29689_8855.N1	04-NOV-2007 05:01:33	Bright	95.000	96	68Del Leo	2.5600	9300.0	190	29689	No
21	GOM_NL__2PRFIN20071104_052745_000000412063_00077_29690_8874.N1	04-NOV-2007 05:27:45	Dark	41.000	46	Del Vel	1.9540	10600.	82	29690	No
22	GOM_NL__2PRFIN20071104_052902_000000412063_00077_29690_8875.N1	04-NOV-2007 05:29:02	Dark	41.000	41	Eps Car	1.8600	4100.0	82	29690	No
23	GOM_NL__2PRFIN20071104_053417_000000602063_00077_29690_8876.N1	04-NOV-2007 05:34:17	Dark	59.500	2	Alp Car	-0.73600	7000.0	119	29690	No
24	GOM_NL__2PRFIN20071104_054417_000000392063_00077_29690_8877.N1	04-NOV-2007 05:44:17	Straylight	39.000	157	The1Eri	2.9060	9300.0	78	29690	No
25	GOM_NL__2PRFIN20071104_060251_000000372063_00077_29690_8878.N1	04-NOV-2007 06:02:51	Bright	36.500	105	6Bet Ari	2.6450	8900.0	73	29690	No
26	GOM_NL__2PRFIN20071104_060656_000000362063_00077_29690_8879.N1	04-NOV-2007 06:06:56	Bright	35.500	53	43Bet And	2.0480	3300.0	71	29690	No
27	GOM_NL__2PRFIN20071104_060913_000000392063_00077_29690_8880.N1	04-NOV-2007 06:09:13	Bright	38.500	73	57Gam1And	2.2600	13100.	77	29690	No
28	GOM_NL__2PRFIN20071104_061357_000000362063_00077_29690_8881.N1	04-NOV-2007 06:13:57	Bright	35.500	110	37Del Cas	2.6780	8900.0	71	29690	No
29	GOM_NL__2PRFIN20071104_062206_000000362063_00077_29690_8882.N1	04-NOV-2007 06:22:06	Bright	35.500	49	1Alp UMi	1.9900	6300.0	71	29690	No
30	GOM_NL__2PRFIN20071104_063011_000000402063_00077_29690_8883.N1	04-NOV-2007 06:30:11	Bright	40.000	36	50Alp UMa	1.8000	6300.0	80	29690	No
31	GOM_NL__2PRFIN20071104_063148_000000372063_00077_29690_8884.N1	04-NOV-2007 06:31:48	Bright	36.500	82	48Bet UMa	2.3650	10600.	73	29690	No
32	GOM_NL__2PRFIN20071104_063532_000000382063_00077_29690_8885.N1	04-NOV-2007 06:35:32	Bright	37.500	174	52Psi UMa	3.0040	4400.0	75	29690	No
33	GOM_NL__2PRFIN20071104_064306_000000382063_00077_29690_8886.N1	04-NOV-2007 06:43:06	Bright	38.000	96	68Del Leo	2.5600	9300.0	76	29690	No
34	GOM_NL__2PRFIN20071104_070822_000000452063_00078_29691_8885.N1	04-NOV-2007 07:08:22	Dark	44.500	46	Del Vel	1.9540	10600.	89	29691	No
35	GOM_NL__2PRFIN20071104_070939_000000552063_00078_29691_8886.N1	04-NOV-2007 07:09:39	Dark	55.000	41	Eps Car	1.8600	4100.0	110	29691	No
36	GOM_NL__2PRFIN20071104_071454_000000512063_00078_29691_8887.N1	04-NOV-2007 07:14:54	Dark	51.000	2	Alp Car	-0.73600	7000.0	102	29691	No
37	GOM_NL__2PRFIN20071104_072453_000000402063_00078_29691_8888.N1	04-NOV-2007 07:24:53	Straylight	40.000	157	The1Eri	2.9060	9300.0	80	29691	No
38	GOM_NL__2PRFIN20071104_074326_000000382063_00078_29691_8889.N1	04-NOV-2007 07:43:26	Bright	38.000	105	6Bet Ari	2.6450	8900.0	76	29691	No
39	GOM_NL__2PRFIN20071104_074733_000000362063_00078_29691_8890.N1	04-NOV-2007 07:47:33	Bright	36.000	53	43Bet And	2.0480	3300.0	72	29691	No
40	GOM_NL__2PRFIN20071104_074949_000000372063_00078_29691_8891.N1	04-NOV-2007 07:49:49	Bright	37.000	73	57Gam1And	2.2600	13100.	74	29691	No
41	GOM_NL__2PRFIN20071104_075433_000000352063_00078_29691_8892.N1	04-NOV-2007 07:54:33	Bright	35.000	110	37Del Cas	2.6780	8900.0	70	29691	No
42	GOM_NL__2PRFIN20071104_080242_000000332063_00078_29691_8893.N1	04-NOV-2007 08:02:42	Bright	32.500	49	1Alp UMi	1.9900	6300.0	65	29691	No

43	GOM_NL__2PRFIN20071104_081047_000000362063_00078_29691_8894.N1	04-NOV-2007 08:10:47	Bright	36.000	36	50Alp UMa	1.8000	6300.0	72	29691	No
44	GOM_NL__2PRFIN20071104_081224_000000422063_00078_29691_8895.N1	04-NOV-2007 08:12:24	Bright	42.000	82	48Bet UMa	2.3650	10600.	84	29691	No
45	GOM_NL__2PRFIN20071104_081608_000000572063_00078_29691_8896.N1	04-NOV-2007 08:16:08	Bright	57.000	174	52Psi UMa	3.0040	4400.0	114	29691	No
46	GOM_NL__2PRFIN20071104_082342_000000402063_00078_29691_8897.N1	04-NOV-2007 08:23:42	Bright	39.500	96	68Del Leo	2.5600	9300.0	79	29691	No
47	GOM_NL__2PRFIN20071104_084858_000000412063_00079_29692_8902.N1	04-NOV-2007 08:48:58	Dark	41.000	46	Del Vel	1.9540	10600.	82	29692	No
48	GOM_NL__2PRFIN20071104_085016_000000432063_00079_29692_8903.N1	04-NOV-2007 08:50:16	Dark	42.500	41	Eps Car	1.8600	4100.0	85	29692	No
49	GOM_NL__2PRFIN20071104_085530_000000452063_00079_29692_8904.N1	04-NOV-2007 08:55:30	Dark	45.000	2	Alp Car	-0.73600	7000.0	90	29692	No
50	GOM_NL__2PRFIN20071104_090529_000000382063_00079_29692_8905.N1	04-NOV-2007 09:05:29	Straylight	37.500	157	The1Eri	2.9060	9300.0	75	29692	No
51	GOM_NL__2PRFIN20071104_092402_000000372063_00079_29692_8906.N1	04-NOV-2007 09:24:02	Bright	37.000	105	6Bet Ari	2.6450	8900.0	74	29692	No
52	GOM_NL__2PRFIN20071104_092808_000000372063_00079_29692_8907.N1	04-NOV-2007 09:28:08	Bright	37.000	53	43Bet And	2.0480	3300.0	74	29692	No
53	GOM_NL__2PRFIN20071104_093025_000000392063_00079_29692_8908.N1	04-NOV-2007 09:30:25	Bright	39.000	73	57Gam1And	2.2600	13100.	78	29692	No
54	GOM_NL__2PRFIN20071104_093509_000000362063_00079_29692_8909.N1	04-NOV-2007 09:35:09	Bright	36.000	110	37Del Cas	2.6780	8900.0	72	29692	No
55	GOM_NL__2PRFIN20071104_094318_000000362063_00079_29692_8910.N1	04-NOV-2007 09:43:18	Bright	36.000	49	1Alp UMi	1.9900	6300.0	72	29692	No
56	GOM_NL__2PRFIN20071104_095122_000000392063_00079_29692_8911.N1	04-NOV-2007 09:51:22	Bright	39.000	36	50Alp UMa	1.8000	6300.0	78	29692	No
57	GOM_NL__2PRFIN20071104_095259_000000372063_00079_29692_8912.N1	04-NOV-2007 09:52:59	Bright	36.500	82	48Bet UMa	2.3650	10600.	73	29692	No
58	GOM_NL__2PRFIN20071104_095644_000000402063_00079_29692_8913.N1	04-NOV-2007 09:56:44	Bright	40.000	174	52Psi UMa	3.0040	4400.0	80	29692	No
59	GOM_NL__2PRFIN20071104_100419_000000382063_00079_29692_8914.N1	04-NOV-2007 10:04:19	Bright	38.000	96	68Del Leo	2.5600	9300.0	76	29692	No
60	GOM_NL__2PRFIN20071104_102417_000000412063_00079_29692_8915.N1	04-NOV-2007 10:24:17	Dark	41.000	113	Mu Vel	2.6920	5000.0	82	29692	No
61	GOM_NL__2PRFIN20071104_102935_000000432063_00080_29693_8913.N1	04-NOV-2007 10:29:35	Dark	42.500	46	Del Vel	1.9540	10600.	85	29693	No
62	GOM_NL__2PRFIN20071104_103052_000000402063_00080_29693_8914.N1	04-NOV-2007 10:30:52	Dark	39.500	41	Eps Car	1.8600	4100.0	79	29693	No
63	GOM_NL__2PRFIN20071104_103607_000000492063_00080_29693_8915.N1	04-NOV-2007 10:36:07	Dark	49.000	2	Alp Car	-0.73600	7000.0	98	29693	No
64	GOM_NL__2PRFIN20071104_104605_000000392063_00080_29693_8916.N1	04-NOV-2007 10:46:05	Straylight	38.500	157	The1Eri	2.9060	9300.0	77	29693	No
65	GOM_NL__2PRFIN20071104_110438_000000382063_00080_29693_8917.N1	04-NOV-2007 11:04:38	Bright	37.500	105	6Bet Ari	2.6450	8900.0	75	29693	No
66	GOM_NL__2PRFIN20071104_110844_000000352063_00080_29693_8918.N1	04-NOV-2007 11:08:44	Bright	35.000	53	43Bet And	2.0480	3300.0	70	29693	No
67	GOM_NL__2PRFIN20071104_111100_000000402063_00080_29693_8919.N1	04-NOV-2007 11:11:00	Bright	40.000	73	57Gam1And	2.2600	13100.	80	29693	No
68	GOM_NL__2PRFIN20071104_111545_000000352063_00080_29693_8920.N1	04-NOV-2007 11:15:45	Bright	35.000	110	37Del Cas	2.6780	8900.0	70	29693	No
69	GOM_NL__2PRFIN20071104_112353_000000362063_00080_29693_8921.N1	04-NOV-2007 11:23:53	Bright	36.000	49	1Alp UMi	1.9900	6300.0	72	29693	No
70	GOM_NL__2PRFIN20071104_113158_000000362063_00080_29693_8922.N1	04-NOV-2007 11:31:58	Bright	35.500	36	50Alp UMa	1.8000	6300.0	71	29693	No
71	GOM_NL__2PRFIN20071104_113335_000000392063_00080_29693_8923.N1	04-NOV-2007 11:33:35	Bright	39.000	82	48Bet UMa	2.3650	10600.	78	29693	No
72	GOM_NL__2PRFIN20071104_113720_000000392063_00080_29693_8924.N1	04-NOV-2007 11:37:20	Bright	38.500	174	52Psi UMa	3.0040	4400.0	77	29693	No
73	GOM_NL__2PRFIN20071104_114455_000000592063_00080_29693_8925.N1	04-NOV-2007 11:44:55	Bright	59.000	96	68Del Leo	2.5600	9300.0	118	29693	No
74	GOM_NL__2PRFIN20071104_120453_000000392063_00080_29693_8926.N1	04-NOV-2007 12:04:53	Dark	39.000	113	Mu Vel	2.6920	5000.0	78	29693	No
75	GOM_NL__2PRFIN20071104_121011_000000422063_00081_29694_8933.N1	04-NOV-2007 12:10:11	Dark	41.500	46	Del Vel	1.9540	10600.	83	29694	No
76	GOM_NL__2PRFIN20071104_121129_000000412063_00081_29694_8934.N1	04-NOV-2007 12:11:29	Dark	41.000	41	Eps Car	1.8600	4100.0	82	29694	No
77	GOM_NL__2PRFIN20071104_121644_000000622063_00081_29694_8935.N1	04-NOV-2007 12:16:44	Dark	62.000	2	Alp Car	-0.73600	7000.0	124	29694	No
78	GOM_NL__2PRFIN20071104_122642_000000402063_00081_29694_8936.N1	04-NOV-2007 12:26:42	Straylight	39.500	157	The1Eri	2.9060	9300.0	79	29694	No
79	GOM_NL__2PRFIN20071104_124514_000000392063_00081_29694_8937.N1	04-NOV-2007 12:45:14	Bright	39.000	105	6Bet Ari	2.6450	8900.0	78	29694	No
80	GOM_NL__2PRFIN20071104_124920_000000352063_00081_29694_8938.N1	04-NOV-2007 12:49:20	Bright	34.500	53	43Bet And	2.0480	3300.0	69	29694	No
81	GOM_NL__2PRFIN20071104_125136_000000382063_00081_29694_8939.N1	04-NOV-2007 12:51:36	Bright	37.500	73	57Gam1And	2.2600	13100.	75	29694	No
82	GOM_NL__2PRFIN20071104_125620_000000362063_00081_29694_8940.N1	04-NOV-2007 12:56:20	Bright	36.000	110	37Del Cas	2.6780	8900.0	72	29694	No
83	GOM_NL__2PRFIN20071104_131234_000000392063_00081_29694_8941.N1	04-NOV-2007 13:12:34	Bright	38.500	36	50Alp UMa	1.8000	6300.0	77	29694	No
84	GOM_NL__2PRFIN20071104_131411_000000402063_00081_29694_8942.N1	04-NOV-2007 13:14:11	Bright	39.500	82	48Bet UMa	2.3650	10600.	79	29694	No
85	GOM_NL__2PRFIN20071104_131756_000000392063_00081_29694_8943.N1	04-NOV-2007 13:17:56	Bright	38.500	174	52Psi UMa	3.0040	4400.0	77	29694	No
86	GOM_NL__2PRFIN20071104_132531_000000382063_00081_29694_8944.N1	04-NOV-2007 13:25:31	Bright	38.000	96	68Del Leo	2.5600	9300.0	76	29694	No
87	GOM_NL__2PRFIN20071104_134530_000000442063_00081_29694_8945.N1	04-NOV-2007 13:45:30	Dark	44.000	113	Mu Vel	2.6920	5000.0	88	29694	No
88	GOM_NL__2PRFIN20071104_135048_000000412063_00082_29695_8971.N1	04-NOV-2007 13:50:48	Dark	40.500	46	Del Vel	1.9540	10600.	81	29695	No
89	GOM_NL__2PRFIN20071104_135205_000000472063_00082_29695_8972.N1	04-NOV-2007 13:52:05	Dark	46.500	41	Eps Car	1.8600	4100.0	93	29695	No
90	GOM_NL__2PRFIN20071104_135720_000000512063_00082_29695_8973.N1	04-NOV-2007 13:57:20	Dark	50.500	2	Alp Car	-0.73600	7000.0	101	29695	No
91	GOM_NL__2PRFIN20071104_140718_000000402063_00082_29695_8974.N1	04-NOV-2007 14:07:18	Straylight	40.000	157	The1Eri	2.9060	9300.0	80	29695	No
92	GOM_NL__2PRFIN20071104_142550_000000392063_00082_29695_8975.N1	04-NOV-2007 14:25:50	Bright	39.000	105	6Bet Ari	2.6450	8900.0	78	29695	No
93	GOM_NL__2PRFIN20071104_142956_000000352063_00082_29695_8976.N1	04-NOV-2007 14:29:56	Bright	35.000	53	43Bet And	2.0480	3300.0	70	29695	No
94	GOM_NL__2PRFIN20071104_143212_000000382063_00082_29695_8977.N1	04-NOV-2007 14:32:12	Bright	37.500	73	57Gam1And	2.2600	13100.	75	29695	No
95	GOM_NL__2PRFIN20071104_143656_000000362063_00082_29695_8978.N1	04-NOV-2007 14:36:56	Bright	36.000	110	37Del Cas	2.6780	8900.0	72	29695	No
96	GOM_NL__2PRFIN20071104_144505_000000332063_00082_29695_8979.N1	04-NOV-2007 14:45:05	Bright	33.000	49	1Alp UMi	1.9900	6300.0	66	29695	No
97	GOM_NL__2PRFIN20071104_145310_000000412063_00082_29695_8980.N1	04-NOV-2007 14:53:10	Bright	41.000	36	50Alp UMa	1.8000	6300.0	82	29695	No
98	GOM_NL__2PRFIN20071104_145447_000000392063_00082_29695_8981.N1	04-NOV-2007 14:54:47	Bright	38.500	82	48Bet UMa	2.3650	10600.	77	29695	No
99	GOM_NL__2PRFIN20071104_145832_000000382063_00082_29695_8982.N1	04-NOV-2007 14:58:32	Bright	38.000	174	52Psi UMa	3.0040	4400.0	76	29695	No
100	GOM_NL__2PRFIN20071104_150607_000000392063_00082_29695_8983.N1	04-NOV-2007 15:06:07	Bright	38.500	96	68Del Leo	2.5600	9300.0	77	29695	No
101	GOM_NL__2PRFIN20071104_152606_000000422063_00082_29695_8984.N1	04-NOV-2007 15:26:06	Dark	41.500	113	Mu Vel	2.6920	5000.0	83	29695	No

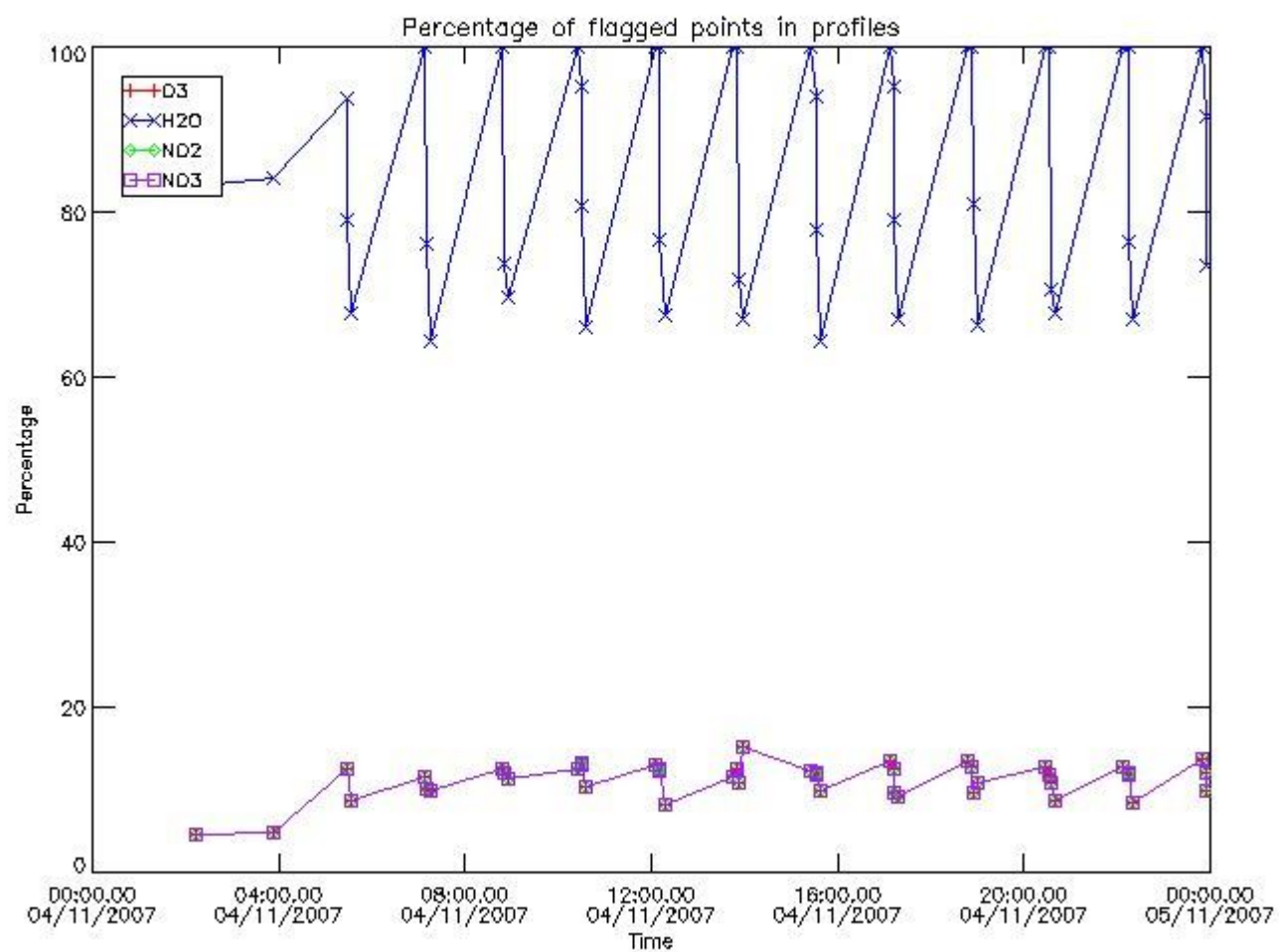
102	GOM_NL__2PRFIN20071104_153124_000000422063_00083_29696_8988.N1	04-NOV-2007 15:31:24	Dark	42.000	46	Del Vel	1.9540	10600.	84	29696	No
103	GOM_NL__2PRFIN20071104_153242_000000442063_00083_29696_8989.N1	04-NOV-2007 15:32:42	Dark	43.500	41	Eps Car	1.8600	4100.0	87	29696	No
104	GOM_NL__2PRFIN20071104_153757_000000512063_00083_29696_8990.N1	04-NOV-2007 15:37:57	Dark	51.000	2	Alp Car	-0.73600	7000.0	102	29696	No
105	GOM_NL__2PRFIN20071104_154754_000000402063_00083_29696_8991.N1	04-NOV-2007 15:47:54	Straylight	39.500	157	The1Eri	2.9060	9300.0	79	29696	No
106	GOM_NL__2PRFIN20071104_160625_000000382063_00083_29696_8992.N1	04-NOV-2007 16:06:25	Bright	38.000	105	6Bet Ari	2.6450	8900.0	76	29696	No
107	GOM_NL__2PRFIN20071104_161032_000000372063_00083_29696_8993.N1	04-NOV-2007 16:10:32	Bright	37.000	53	43Bet And	2.0480	3300.0	74	29696	No
108	GOM_NL__2PRFIN20071104_161248_000000392063_00083_29696_8994.N1	04-NOV-2007 16:12:48	Bright	38.500	73	57Gam1And	2.2600	13100.	77	29696	No
109	GOM_NL__2PRFIN20071104_161732_000000372063_00083_29696_8995.N1	04-NOV-2007 16:17:32	Bright	36.500	110	37Del Cas	2.6780	8900.0	73	29696	No
110	GOM_NL__2PRFIN20071104_162541_000000362063_00083_29696_8996.N1	04-NOV-2007 16:25:41	Bright	35.500	49	1Alp UMi	1.9900	6300.0	71	29696	No
111	GOM_NL__2PRFIN20071104_163346_000000412063_00083_29696_8997.N1	04-NOV-2007 16:33:46	Bright	40.500	36	50Alp UMa	1.8000	6300.0	81	29696	No
112	GOM_NL__2PRFIN20071104_163523_000000372063_00083_29696_8998.N1	04-NOV-2007 16:35:23	Bright	36.500	82	48Bet UMa	2.3650	10600.	73	29696	No
113	GOM_NL__2PRFIN20071104_163908_000000392063_00083_29696_8999.N1	04-NOV-2007 16:39:08	Bright	38.500	174	52Psi UMa	3.0040	4400.0	77	29696	No
114	GOM_NL__2PRFIN20071104_164643_000000452063_00083_29696_9000.N1	04-NOV-2007 16:46:43	Bright	44.500	96	68Del Leo	2.5600	9300.0	89	29696	No
115	GOM_NL__2PRFIN20071104_170642_000000452063_00083_29696_9001.N1	04-NOV-2007 17:06:42	Dark	45.000	113	Mu Vel	2.6920	5000.0	90	29696	No
116	GOM_NL__2PRFIN20071104_171201_000000412063_00084_29697_9002.N1	04-NOV-2007 17:12:01	Dark	41.000	46	Del Vel	1.9540	10600.	82	29697	No
117	GOM_NL__2PRFIN20071104_171318_000000532063_00084_29697_9003.N1	04-NOV-2007 17:13:18	Dark	53.000	41	Eps Car	1.8600	4100.0	106	29697	No
118	GOM_NL__2PRFIN20071104_171834_000000552063_00084_29697_9004.N1	04-NOV-2007 17:18:34	Dark	55.000	2	Alp Car	-0.73600	7000.0	110	29697	No
119	GOM_NL__2PRFIN20071104_172830_000000422063_00084_29697_9005.N1	04-NOV-2007 17:28:30	Straylight	41.500	157	The1Eri	2.9060	9300.0	83	29697	No
120	GOM_NL__2PRFIN20071104_174701_000000392063_00084_29697_9006.N1	04-NOV-2007 17:47:01	Bright	39.000	105	6Bet Ari	2.6450	8900.0	78	29697	No
121	GOM_NL__2PRFIN20071104_175108_000000372063_00084_29697_9007.N1	04-NOV-2007 17:51:08	Bright	36.500	53	43Bet And	2.0480	3300.0	73	29697	No
122	GOM_NL__2PRFIN20071104_175323_000000392063_00084_29697_9008.N1	04-NOV-2007 17:53:23	Bright	38.500	73	57Gam1And	2.2600	13100.	77	29697	No
123	GOM_NL__2PRFIN20071104_175808_000000362063_00084_29697_9009.N1	04-NOV-2007 17:58:08	Bright	35.500	110	37Del Cas	2.6780	8900.0	71	29697	No
124	GOM_NL__2PRFIN20071104_180617_000000382063_00084_29697_9010.N1	04-NOV-2007 18:06:17	Bright	37.500	49	1Alp UMi	1.9900	6300.0	75	29697	No
125	GOM_NL__2PRFIN20071104_181421_000000362063_00084_29697_9011.N1	04-NOV-2007 18:14:21	Bright	36.000	36	50Alp UMa	1.8000	6300.0	72	29697	No
126	GOM_NL__2PRFIN20071104_181559_000000392063_00084_29697_9012.N1	04-NOV-2007 18:15:59	Bright	38.500	82	48Bet UMa	2.3650	10600.	77	29697	No
127	GOM_NL__2PRFIN20071104_181944_000000492063_00084_29697_9013.N1	04-NOV-2007 18:19:44	Bright	48.500	174	52Psi UMa	3.0040	4400.0	97	29697	No
128	GOM_NL__2PRFIN20071104_182720_000000402063_00084_29697_9014.N1	04-NOV-2007 18:27:20	Bright	40.000	96	68Del Leo	2.5600	9300.0	80	29697	No
129	GOM_NL__2PRFIN20071104_184719_000000382063_00084_29697_9015.N1	04-NOV-2007 18:47:19	Dark	38.000	113	Mu Vel	2.6920	5000.0	76	29697	No
130	GOM_NL__2PRFIN20071104_185238_000000442063_00085_29698_9013.N1	04-NOV-2007 18:52:38	Dark	43.500	46	Del Vel	1.9540	10600.	87	29698	No
131	GOM_NL__2PRFIN20071104_185355_000000532063_00085_29698_9014.N1	04-NOV-2007 18:53:55	Dark	53.000	41	Eps Car	1.8600	4100.0	106	29698	No
132	GOM_NL__2PRFIN20071104_185910_000000462063_00085_29698_9015.N1	04-NOV-2007 18:59:10	Dark	46.000	2	Alp Car	-0.73600	7000.0	92	29698	No
133	GOM_NL__2PRFIN20071104_190907_000000402063_00085_29698_9016.N1	04-NOV-2007 19:09:07	Straylight	40.000	157	The1Eri	2.9060	9300.0	80	29698	No
134	GOM_NL__2PRFIN20071104_192737_000000392063_00085_29698_9017.N1	04-NOV-2007 19:27:37	Bright	38.500	105	6Bet Ari	2.6450	8900.0	77	29698	No
135	GOM_NL__2PRFIN20071104_193144_000000352063_00085_29698_9018.N1	04-NOV-2007 19:31:44	Bright	35.000	53	43Bet And	2.0480	3300.0	70	29698	No
136	GOM_NL__2PRFIN20071104_193359_000000362063_00085_29698_9019.N1	04-NOV-2007 19:33:59	Bright	36.000	73	57Gam1And	2.2600	13100.	72	29698	No
137	GOM_NL__2PRFIN20071104_193844_000000362063_00085_29698_9020.N1	04-NOV-2007 19:38:44	Bright	36.000	110	37Del Cas	2.6780	8900.0	72	29698	No
138	GOM_NL__2PRFIN20071104_194653_000000362063_00085_29698_9021.N1	04-NOV-2007 19:46:53	Bright	35.500	49	1Alp UMi	1.9900	6300.0	71	29698	No
139	GOM_NL__2PRFIN20071104_195457_000000402063_00085_29698_9022.N1	04-NOV-2007 19:54:57	Bright	40.000	36	50Alp UMa	1.8000	6300.0	80	29698	No
140	GOM_NL__2PRFIN20071104_195634_000000452063_00085_29698_9023.N1	04-NOV-2007 19:56:34	Bright	44.500	82	48Bet UMa	2.3650	10600.	89	29698	No
141	GOM_NL__2PRFIN20071104_200020_000000372063_00085_29698_9024.N1	04-NOV-2007 20:00:20	Bright	37.000	174	52Psi UMa	3.0040	4400.0	74	29698	No
142	GOM_NL__2PRFIN20071104_200756_000000412063_00085_29698_9025.N1	04-NOV-2007 20:07:56	Bright	41.000	96	68Del Leo	2.5600	9300.0	82	29698	No
143	GOM_NL__2PRFIN20071104_202755_000000402063_00085_29698_9026.N1	04-NOV-2007 20:27:55	Dark	40.000	113	Mu Vel	2.6920	5000.0	80	29698	No
144	GOM_NL__2PRFIN20071104_203314_000000442063_00086_29699_9026.N1	04-NOV-2007 20:33:14	Dark	43.500	46	Del Vel	1.9540	10600.	87	29699	No
145	GOM_NL__2PRFIN20071104_203431_000000472063_00086_29699_9027.N1	04-NOV-2007 20:34:31	Dark	46.500	41	Eps Car	1.8600	4100.0	93	29699	No
146	GOM_NL__2PRFIN20071104_203947_000000592063_00086_29699_9028.N1	04-NOV-2007 20:39:47	Dark	59.000	2	Alp Car	-0.73600	7000.0	118	29699	No
147	GOM_NL__2PRFIN20071104_204943_000000402063_00086_29699_9029.N1	04-NOV-2007 20:49:43	Straylight	40.000	157	The1Eri	2.9060	9300.0	80	29699	No
148	GOM_NL__2PRFIN20071104_210813_000000382063_00086_29699_9030.N1	04-NOV-2007 21:08:13	Bright	37.500	105	6Bet Ari	2.6450	8900.0	75	29699	No
149	GOM_NL__2PRFIN20071104_211220_000000372063_00086_29699_9031.N1	04-NOV-2007 21:12:20	Bright	36.500	53	43Bet And	2.0480	3300.0	73	29699	No
150	GOM_NL__2PRFIN20071104_211435_000000372063_00086_29699_9032.N1	04-NOV-2007 21:14:35	Bright	37.000	73	57Gam1And	2.2600	13100.	74	29699	No
151	GOM_NL__2PRFIN20071104_211920_000000362063_00086_29699_9033.N1	04-NOV-2007 21:19:20	Bright	35.500	110	37Del Cas	2.6780	8900.0	71	29699	No
152	GOM_NL__2PRFIN20071104_212729_000000362063_00086_29699_9034.N1	04-NOV-2007 21:27:29	Bright	36.000	49	1Alp UMi	1.9900	6300.0	72	29699	No
153	GOM_NL__2PRFIN20071104_213533_000000412063_00086_29699_9035.N1	04-NOV-2007 21:35:33	Bright	41.000	36	50Alp UMa	1.8000	6300.0	82	29699	No
154	GOM_NL__2PRFIN20071104_213710_000000362063_00086_29699_9036.N1	04-NOV-2007 21:37:10	Bright	35.500	82	48Bet UMa	2.3650	10600.	71	29699	No
155	GOM_NL__2PRFIN20071104_214056_000000402063_00086_29699_9037.N1	04-NOV-2007 21:40:56	Bright	39.500	174	52Psi UMa	3.0040	4400.0	79	29699	No
156	GOM_NL__2PRFIN20071104_214832_000000392063_00086_29699_9038.N1	04-NOV-2007 21:48:32	Bright	38.500	96	68Del Leo	2.5600	9300.0	77	29699	No
157	GOM_NL__2PRFIN20071104_220831_000000402063_00086_29699_9039.N1	04-NOV-2007 22:08:31	Dark	40.000	113	Mu Vel	2.6920	5000.0	80	29699	No
158	GOM_NL__2PRFIN20071104_221351_000000422063_00087_29700_9037.N1	04-NOV-2007 22:13:51	Dark	42.000	46	Del Vel	1.9540	10600.	84	29700	No
159	GOM_NL__2PRFIN20071104_221508_000000432063_00087_29700_9038.N1	04-NOV-2007 22:15:08	Dark	43.000	41	Eps Car	1.8600	4100.0	86	29700	No
160	GOM_NL__2PRFIN20071104_222024_000000612063_00087_29700_9039.N1	04-NOV-2007 22:20:24	Dark	61.000	2	Alp Car	-0.73600	7000.0	122	29700	No

161	GOM_NL__2PRFIN20071104_223019_000000402063_00087_29700_9040.N1	04-NOV-2007 22:30:19	Straylight	40.000	157	The1Eri	2.9060	9300.0	80	29700	No
162	GOM_NL__2PRFIN20071104_224849_000000372063_00087_29700_9041.N1	04-NOV-2007 22:48:49	Bright	36.500	105	6Bet Ari	2.6450	8900.0	73	29700	No
163	GOM_NL__2PRFIN20071104_225256_000000372063_00087_29700_9042.N1	04-NOV-2007 22:52:56	Bright	36.500	53	43Bet And	2.0480	3300.0	73	29700	No
164	GOM_NL__2PRFIN20071104_225510_000000382063_00087_29700_9043.N1	04-NOV-2007 22:55:10	Bright	38.000	73	57Gam1And	2.2600	13100.	76	29700	No
165	GOM_NL__2PRFIN20071104_225956_000000372063_00087_29700_9044.N1	04-NOV-2007 22:59:56	Bright	36.500	110	37Del Cas	2.6780	8900.0	73	29700	No
166	GOM_NL__2PRFIN20071104_230805_000000322063_00087_29700_9045.N1	04-NOV-2007 23:08:05	Bright	32.000	49	1Alp UMi	1.9900	6300.0	64	29700	No
167	GOM_NL__2PRFIN20071104_231609_000000372063_00087_29700_9046.N1	04-NOV-2007 23:16:09	Bright	37.000	36	50Alp UMa	1.8000	6300.0	74	29700	No
168	GOM_NL__2PRFIN20071104_231746_000000392063_00087_29700_9047.N1	04-NOV-2007 23:17:46	Bright	38.500	82	48Bet UMa	2.3650	10600.	77	29700	No
169	GOM_NL__2PRFIN20071104_232132_000000392063_00087_29700_9048.N1	04-NOV-2007 23:21:32	Bright	39.000	174	52Psi UMa	3.0040	4400.0	78	29700	No
170	GOM_NL__2PRFIN20071104_232908_000000402063_00087_29700_9049.N1	04-NOV-2007 23:29:08	Bright	40.000	96	68Del Leo	2.5600	9300.0	80	29700	No
171	GOM_NL__2PRFIN20071104_234908_000000372063_00087_29700_9050.N1	04-NOV-2007 23:49:08	Dark	37.000	113	Mu Vel	2.6920	5000.0	74	29700	No
172	GOM_NL__2PRFIN20071104_235427_000000432063_00088_29701_9048.N1	04-NOV-2007 23:54:27	Dark	42.500	46	Del Vel	1.9540	10600.	85	29701	No
173	GOM_NL__2PRFIN20071104_235544_000000522063_00088_29701_9049.N1	04-NOV-2007 23:55:44	Dark	51.500	41	Eps Car	1.8600	4100.0	103	29701	No

3. Quality information per product

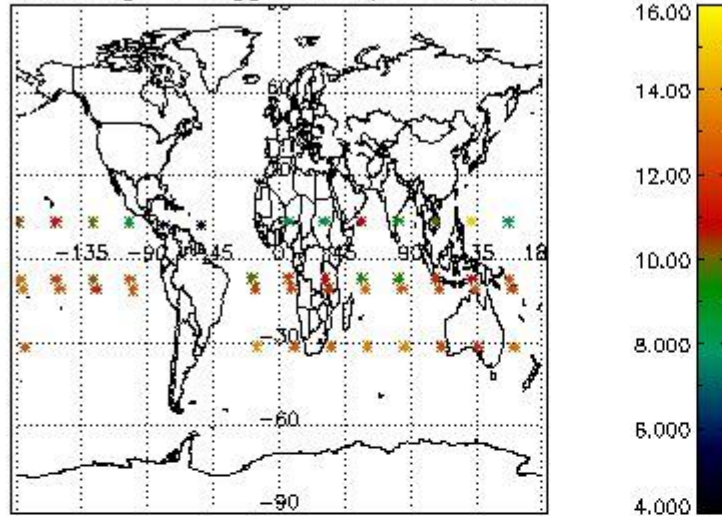
In this section it is plotted some information contained in the Quality Summary data set of the level 2 products. Only products in dark limb conditions and without errors (error flag in the MPH set to "0") are used.

3.1 Plot quality information per product (time dependant)

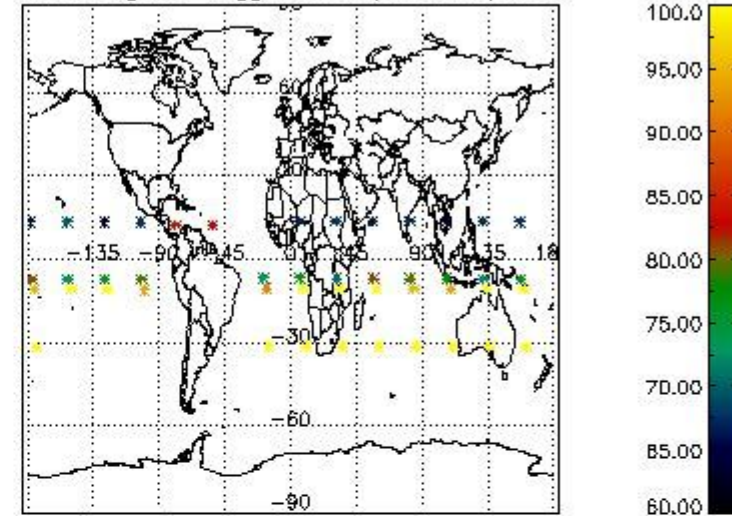


3.2 Plot quality information per product (world map)

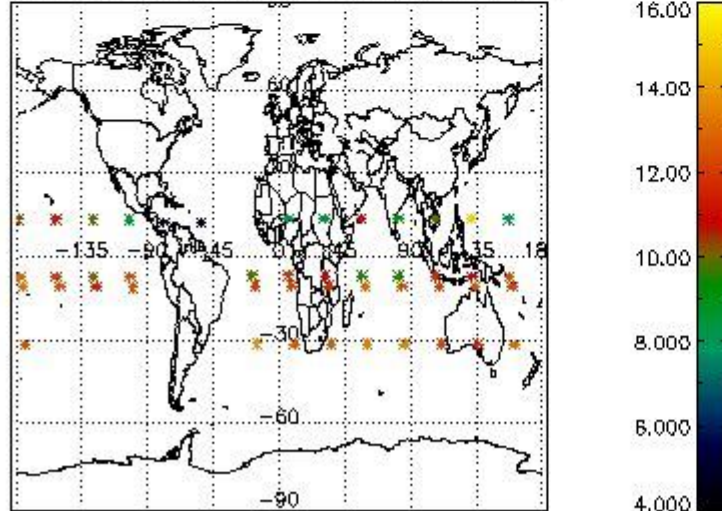
Percentage of flagged data per O3 profile



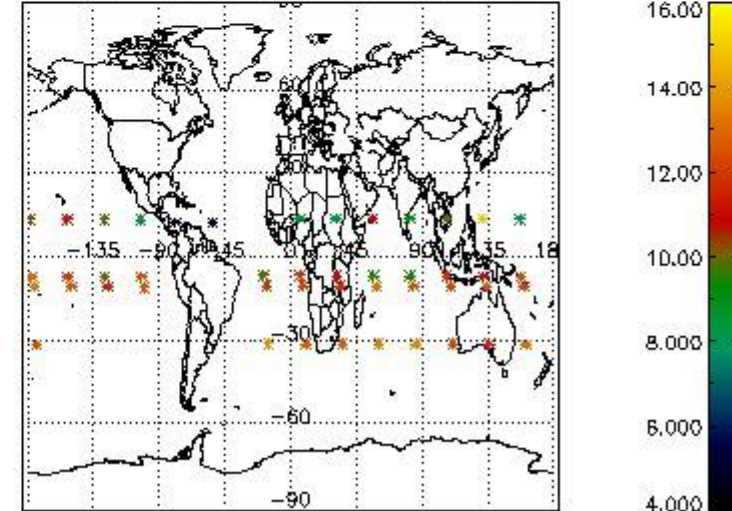
Percentage of flagged data per H2O profile



Percentage of flagged data per NO2 profile



Percentage of flagged data per NO3 profile

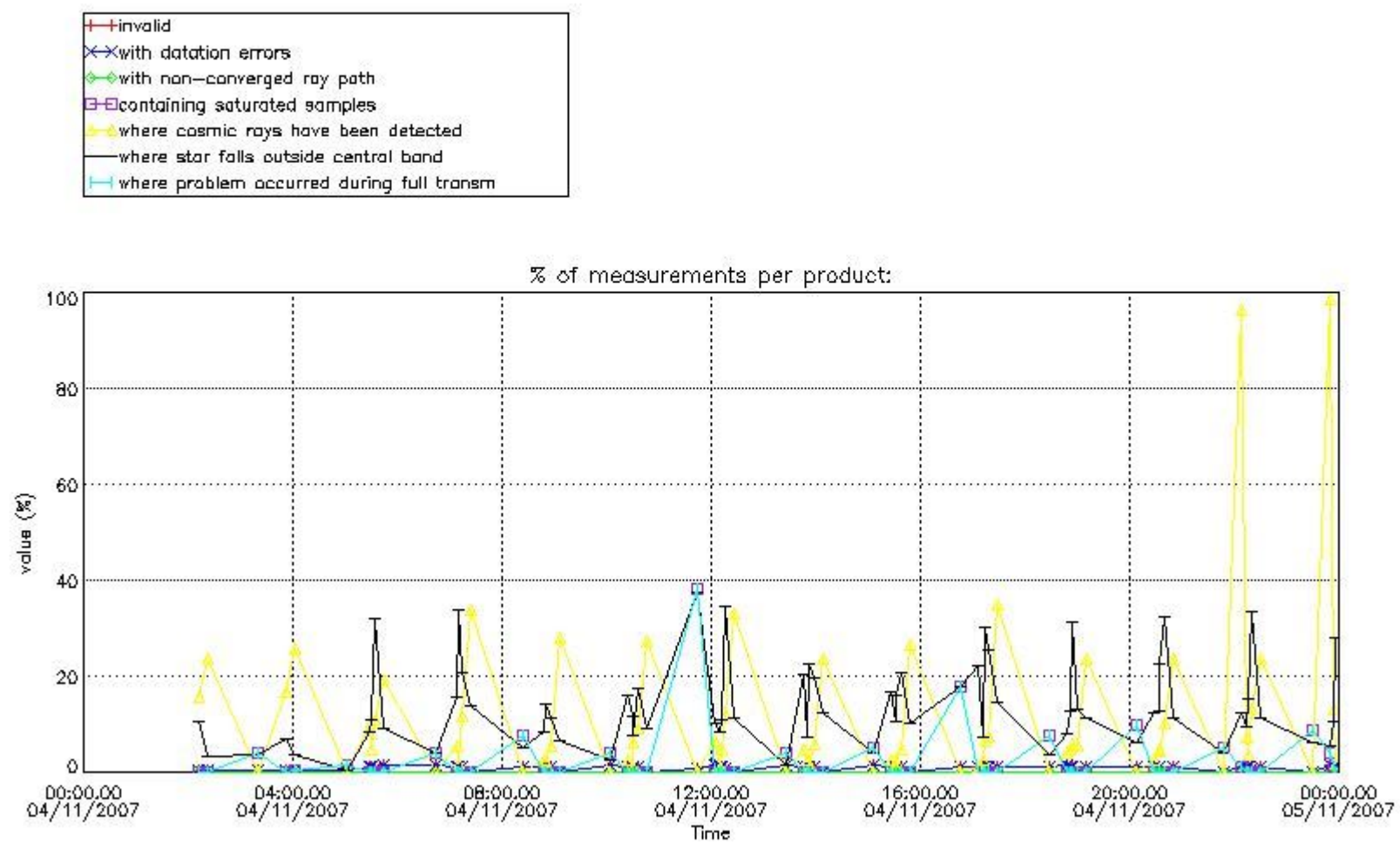


4. Level 1 quality information per product

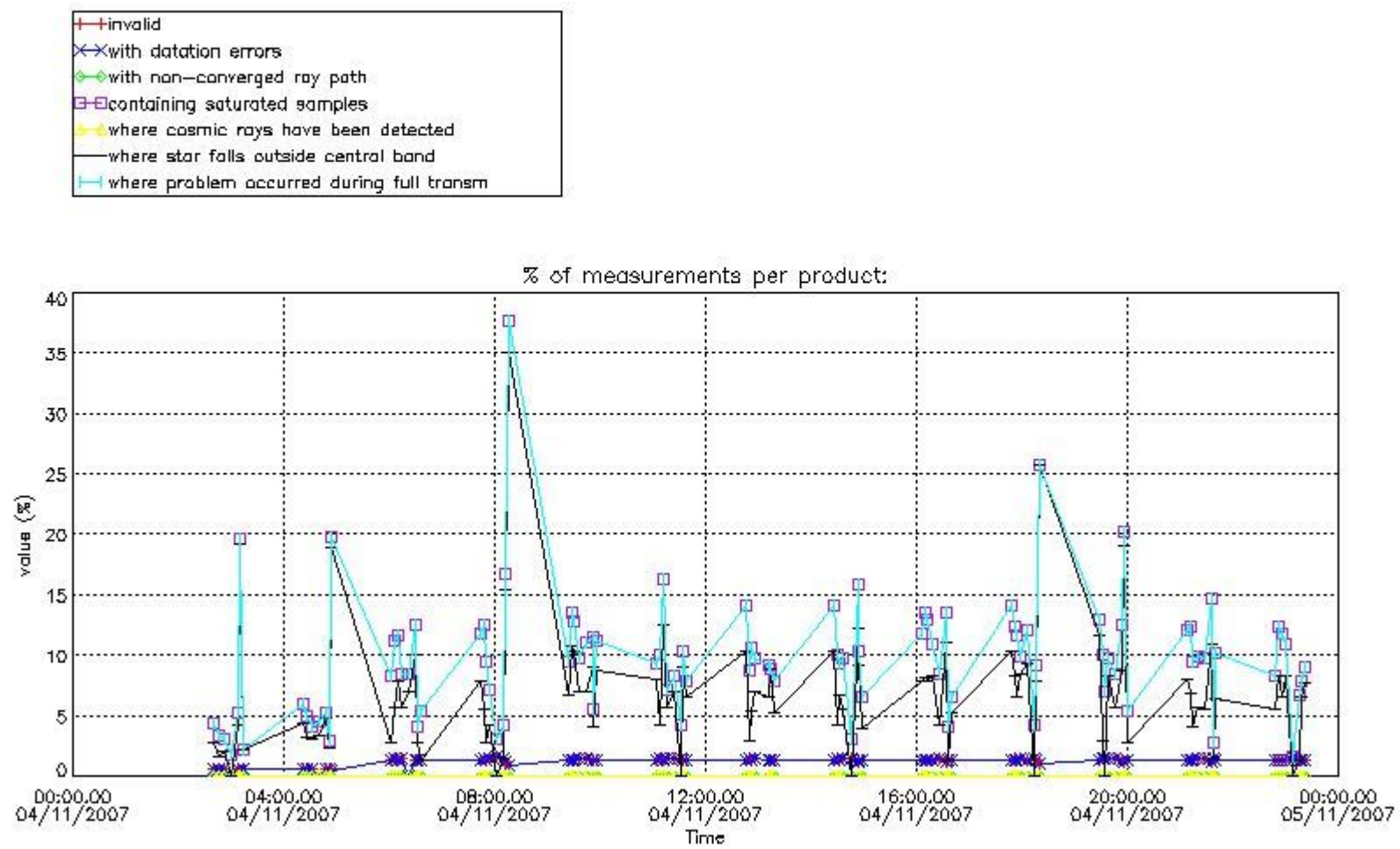
In this section it is plotted some information contained in the Quality Summary data set of the level 2 products that comes from the level 1b processing. Products without errors (error flag in the MPH set to "0") are used.

4.1 Plot quality information per product (time dependant) coming from level 1b processing

4.1.1 Plot level 1 quality information per product (time dependant): ENVISAT ASCENDING passes



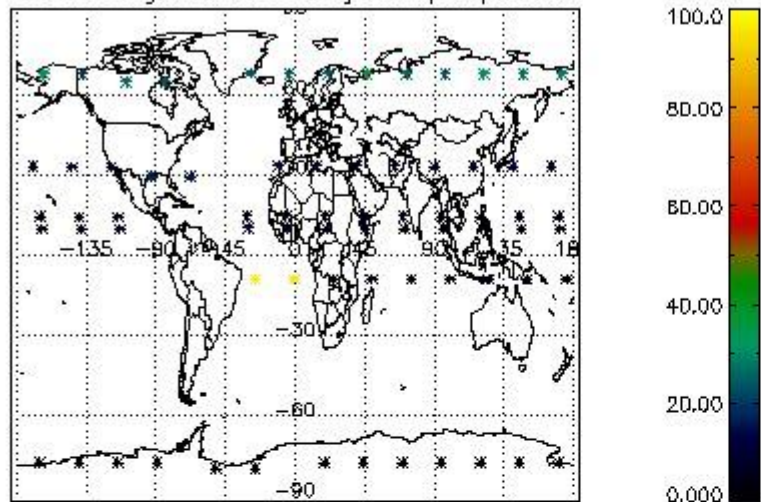
4.1.2 Plot level 1 quality information per product (time dependant): ENVI SAT DESCENDING passes



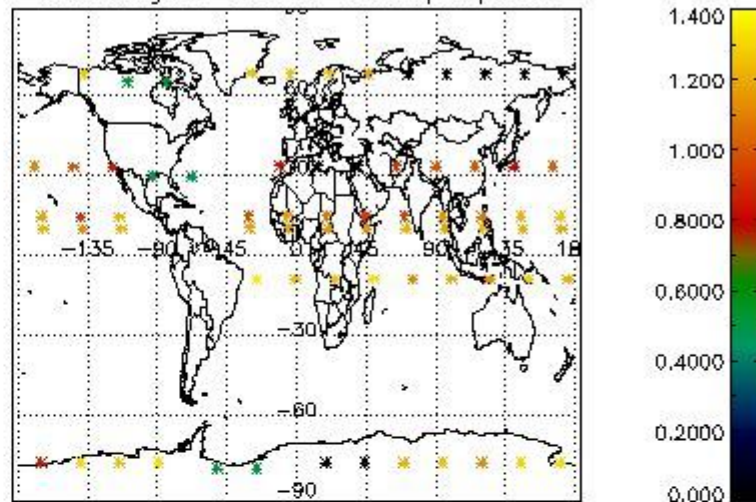
4.2 Plot quality information per product coming from level 1b processing (world map)

4.2.1 Plot level 1 quality information per product (world map): ENVISAT ASCENDING passes

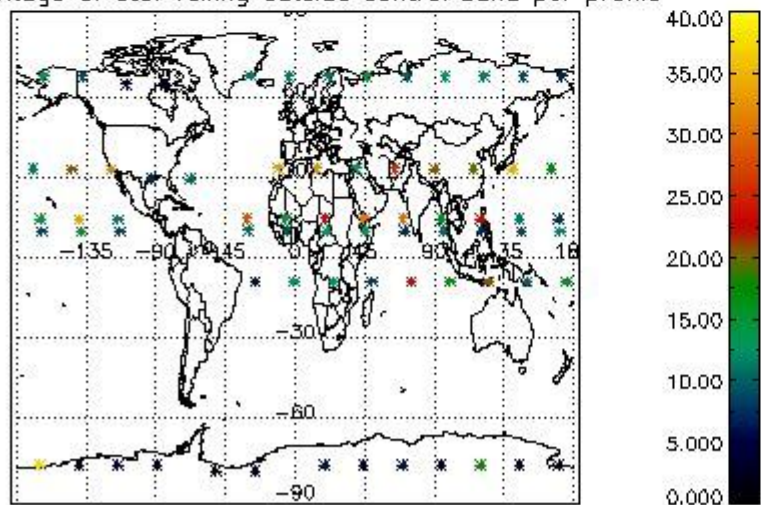
Percentage of cosmic ray hits per profile



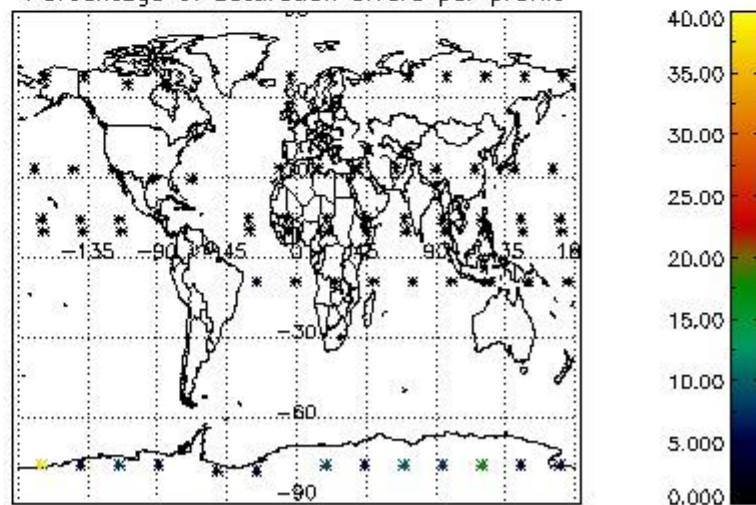
Percentage of datation errors per profile



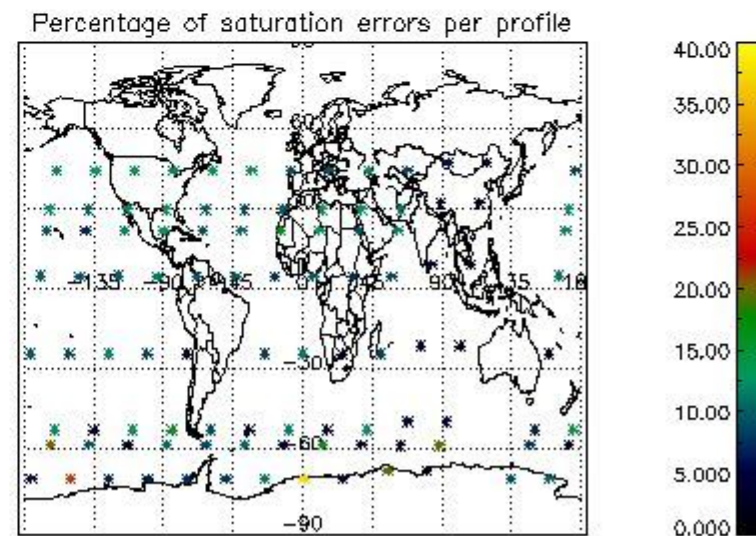
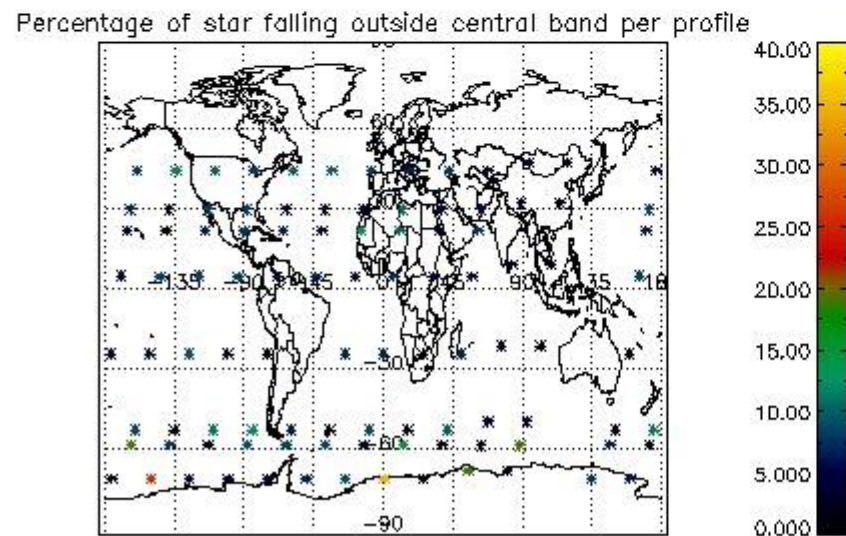
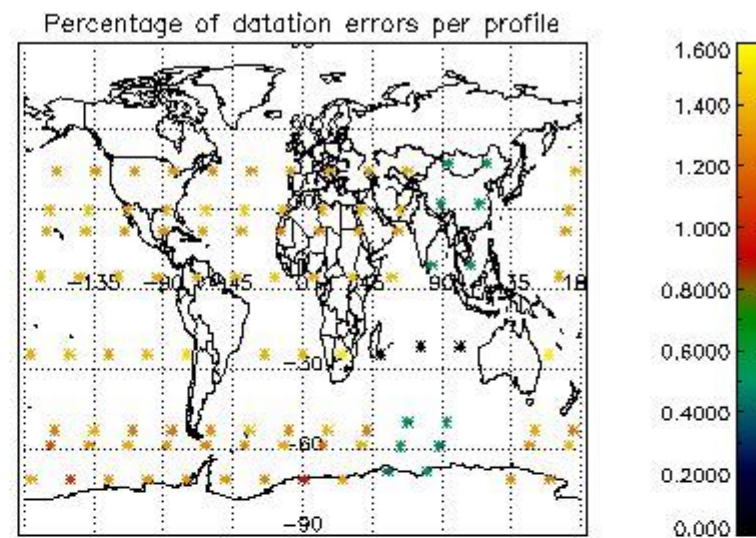
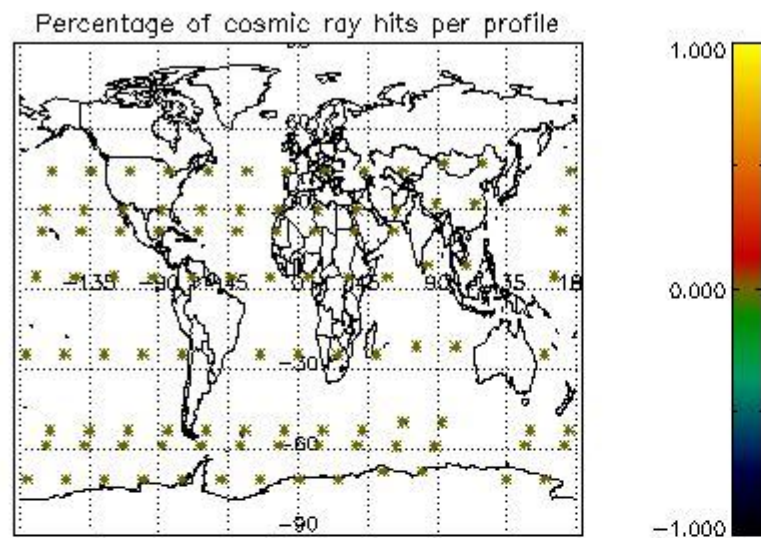
Percentage of star falling outside central band per profile



Percentage of saturation errors per profile



4.2.2 Plot level 1 quality information per product (world map): ENVISAT DESCENDING passes



5. Trace gas profiles

5.1 Ozone statistics based on quality of products

The final quality of the products can be "measured" using the STD (Standard Deviation) attached to every point profile. This information is written to the parameter GOM_NL__2P/NL_LOCAL_SPECIES_DENSITY/o3_std of the level 2 products. The table below shows the statistics for given STD ranges.

The statistics are given with respect to the overall valid production:

- Products without fatal errors: GOM_NL__2P/MPH/PRODUCT_ERR=0
- Valid point profile: GOM_NL__2P/NL_LOCAL_SPECIES_DENSITY/pcd(0)=0

The 'Criteria' is applied to valid points of dark limb products:

- Products in dark limb illumination condition: GOM_NL__2P/NL_SUMMARY_QUALITY/obs_ill_cond=0
- Products without fatal errors: GOM_NL__2P/MPH/PRODUCT_ERR=0
- Valid point profile: GOM_NL__2P/NL_LOCAL_SPECIES_DENSITY/pcd(0)=0

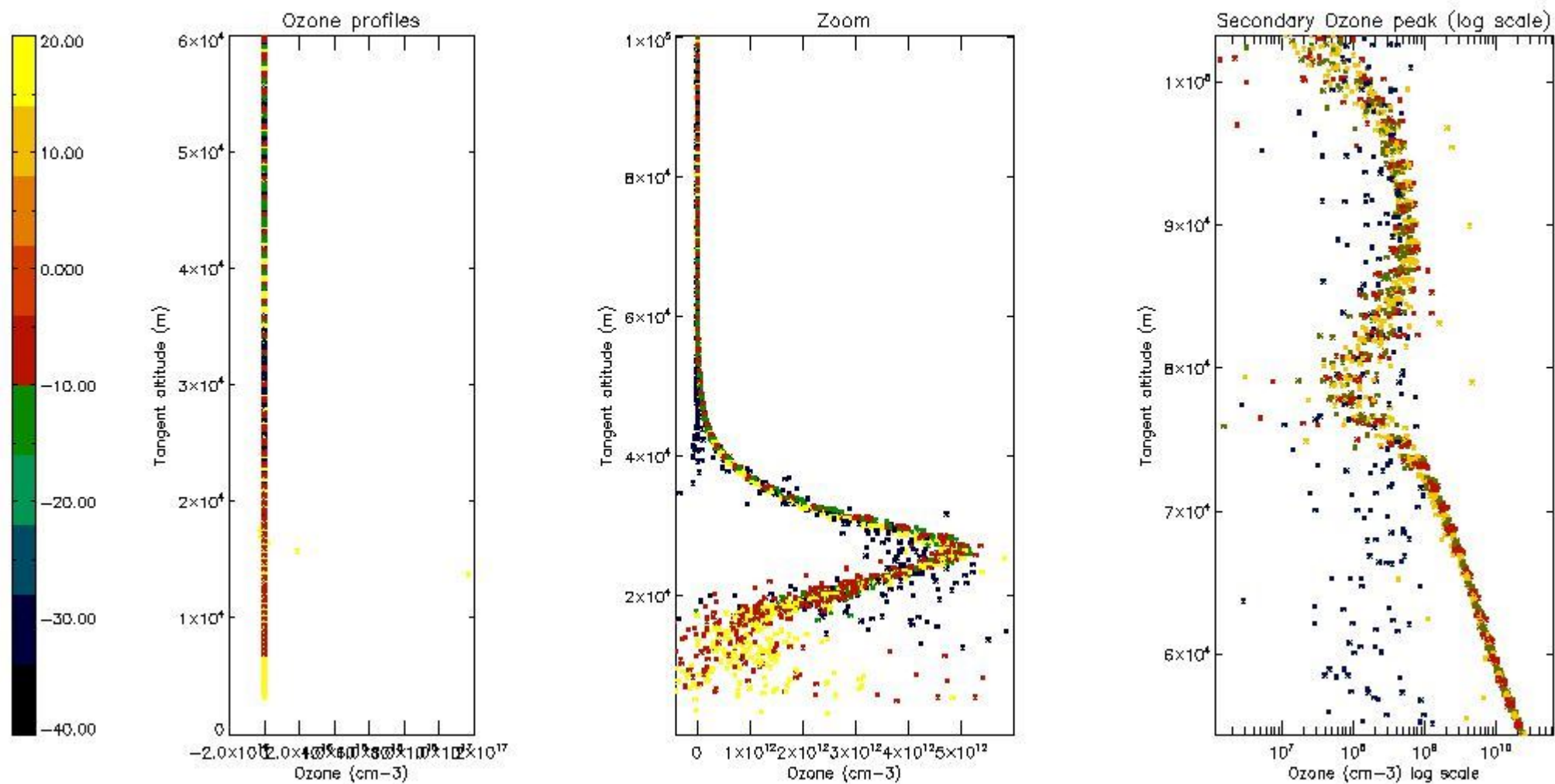
So, the table below shows the percentage of dark limb and valid observations for each criteria with respect to the overall valid daily observations.

Criteria	% of total production
All STD	28
STD < 20	15

STD < 10	12
STD < 5	7

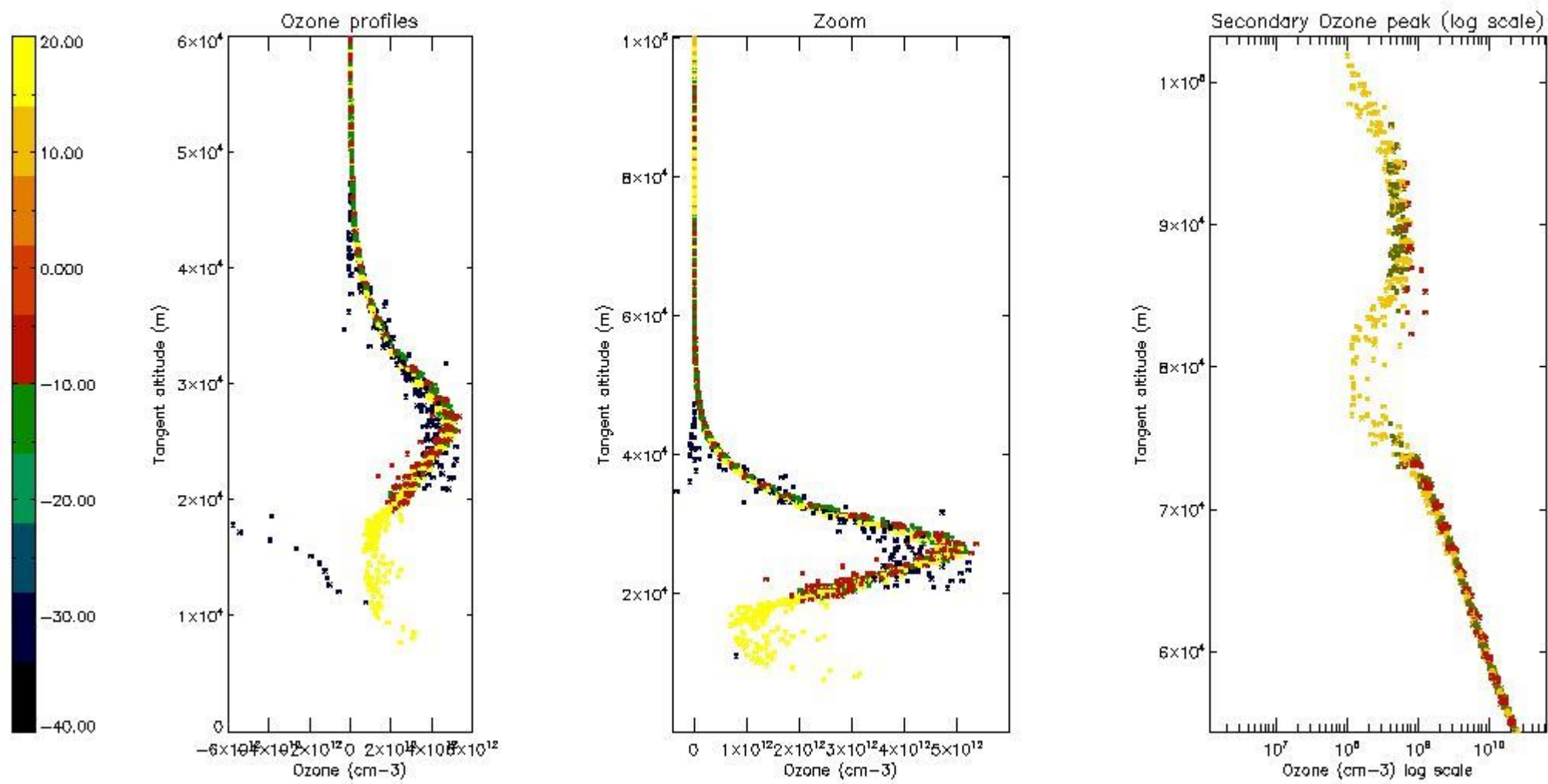
5.2 Plot ozone profiles for all STD (dark without errors)

The colorbar represents the latitude.



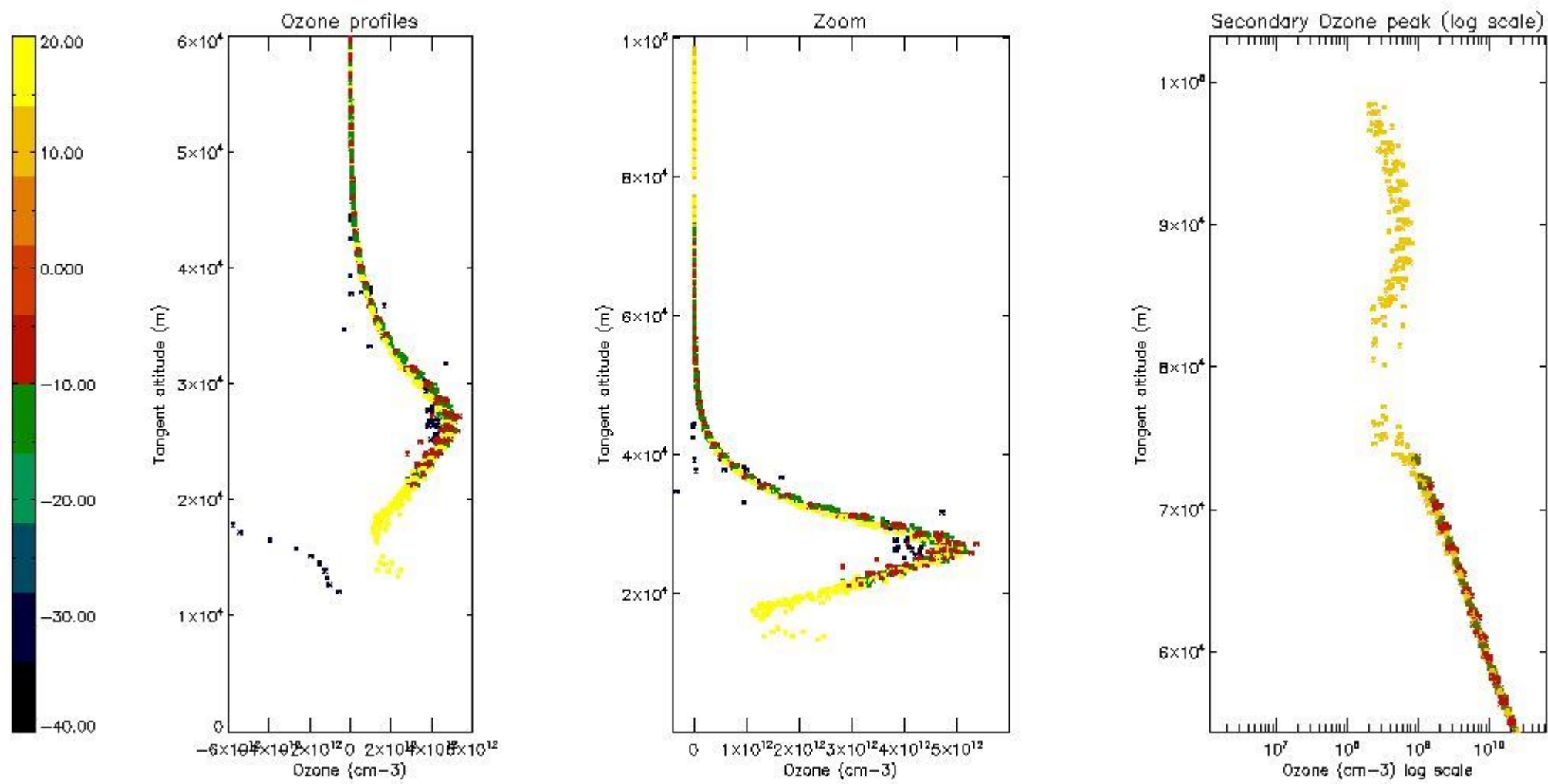
5.3 Plot ozone profiles where STD < 20% (dark without errors)

The colorbar represents the latitude.



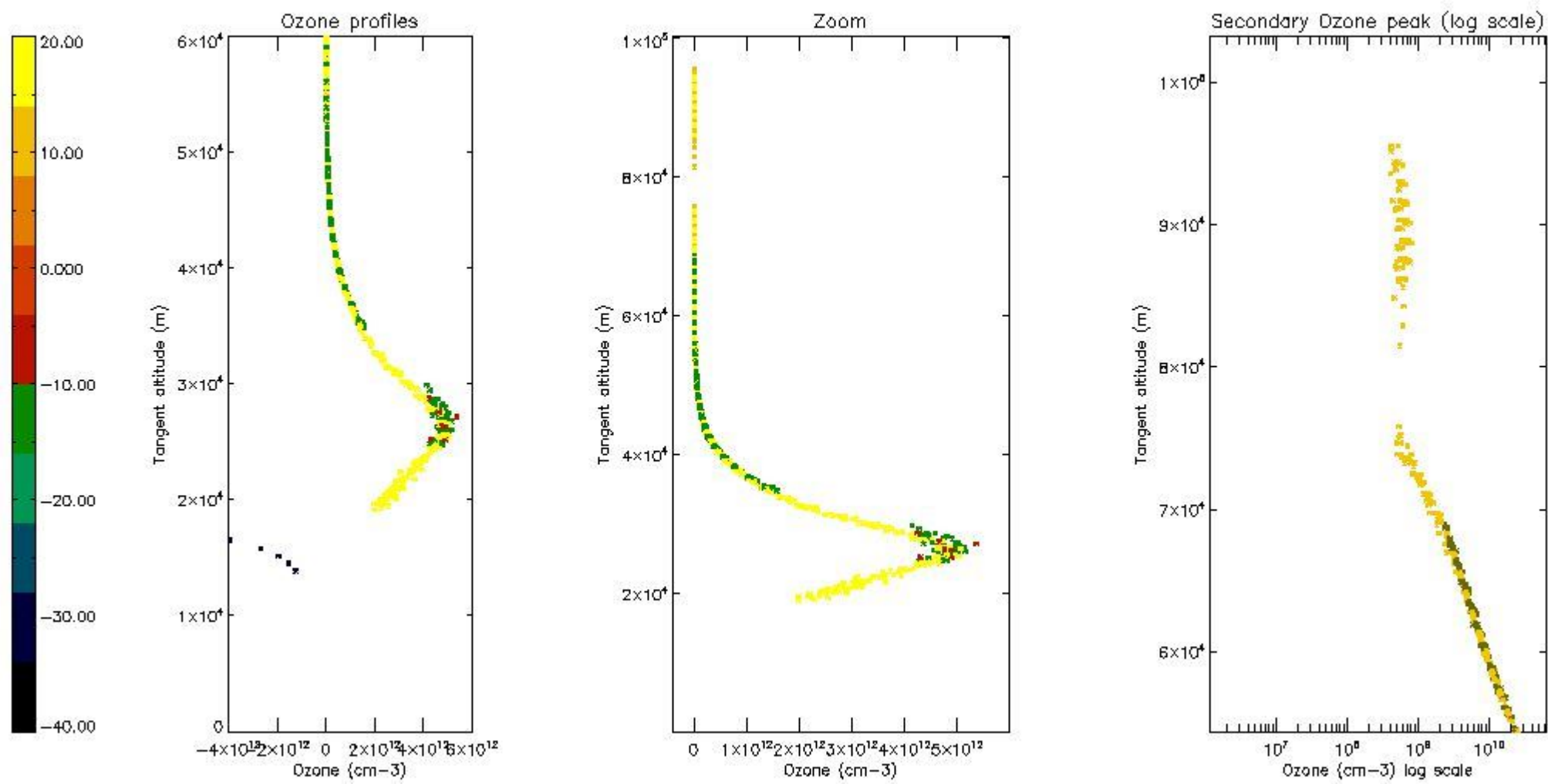
5.4 Plot ozone profiles where STD < 10% (dark without errors)

The colorbar represents the latitude.



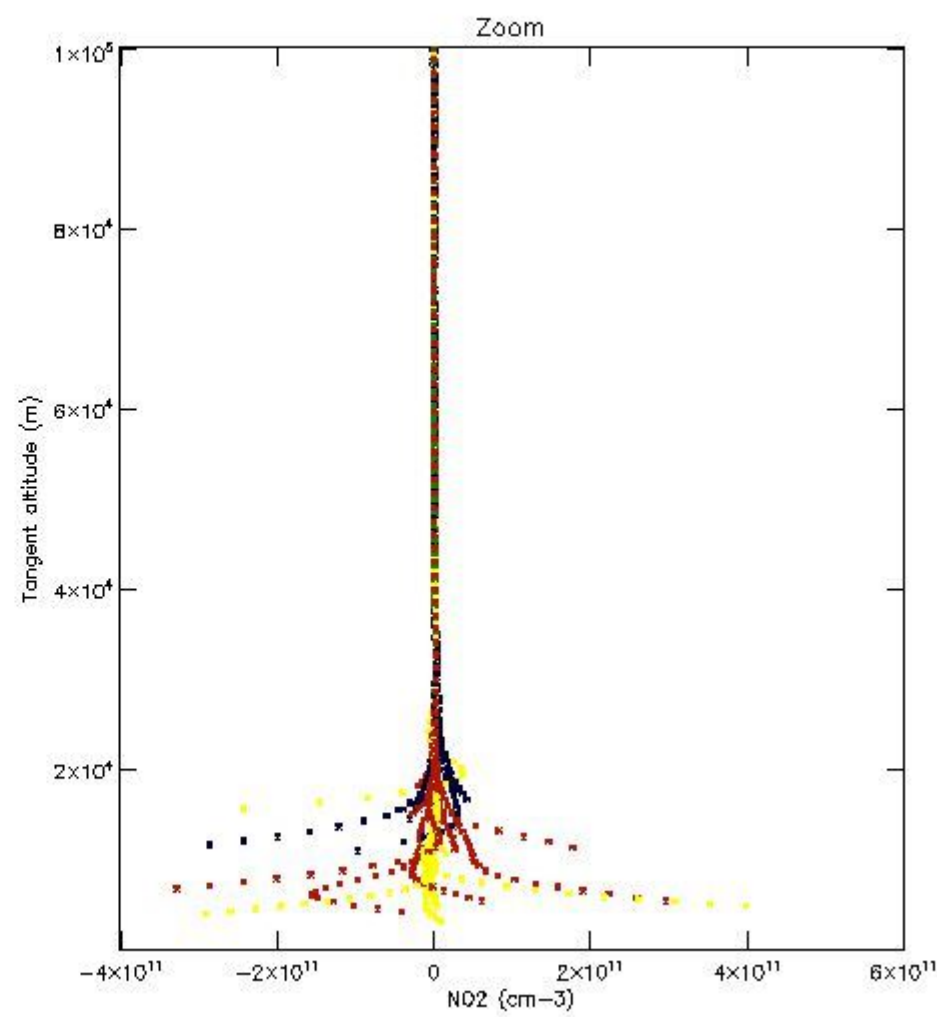
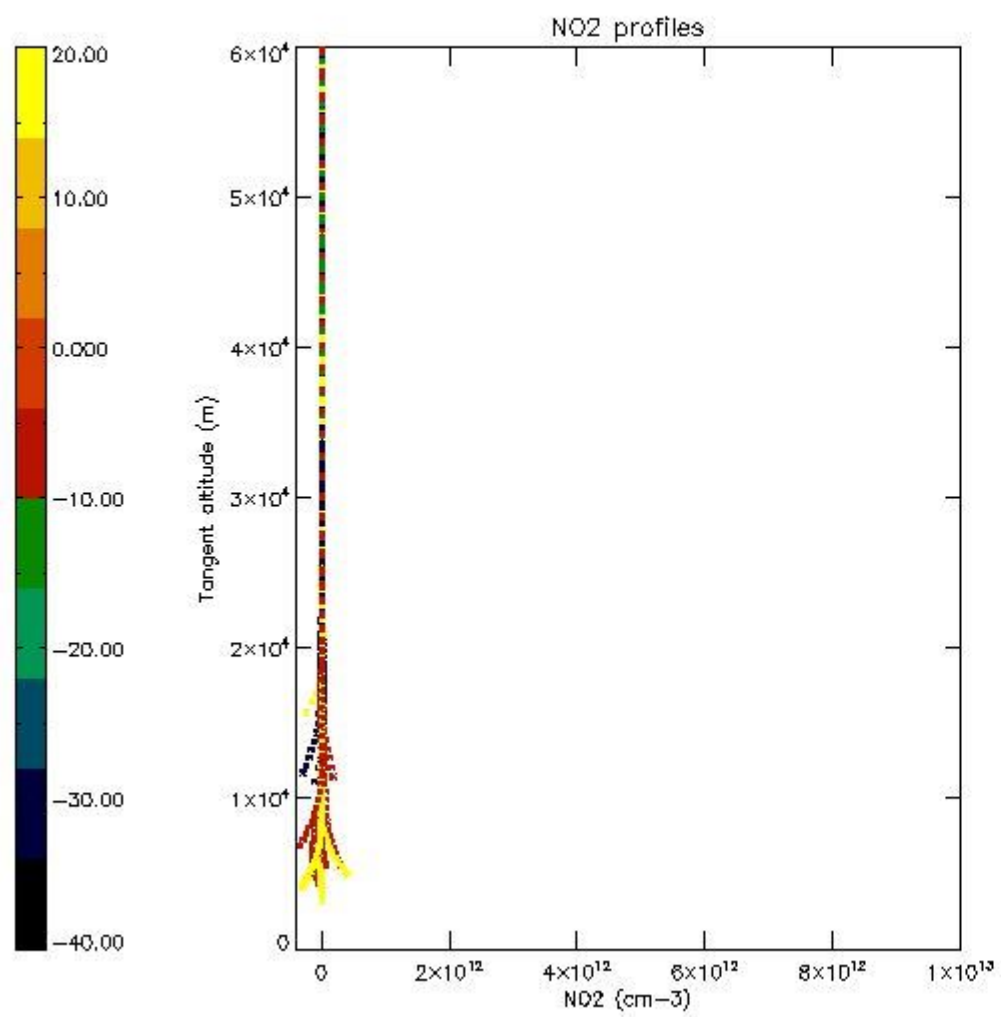
5.5 Plot ozone profiles where STD < 5% (dark without errors)

The colorbar represents the latitude.



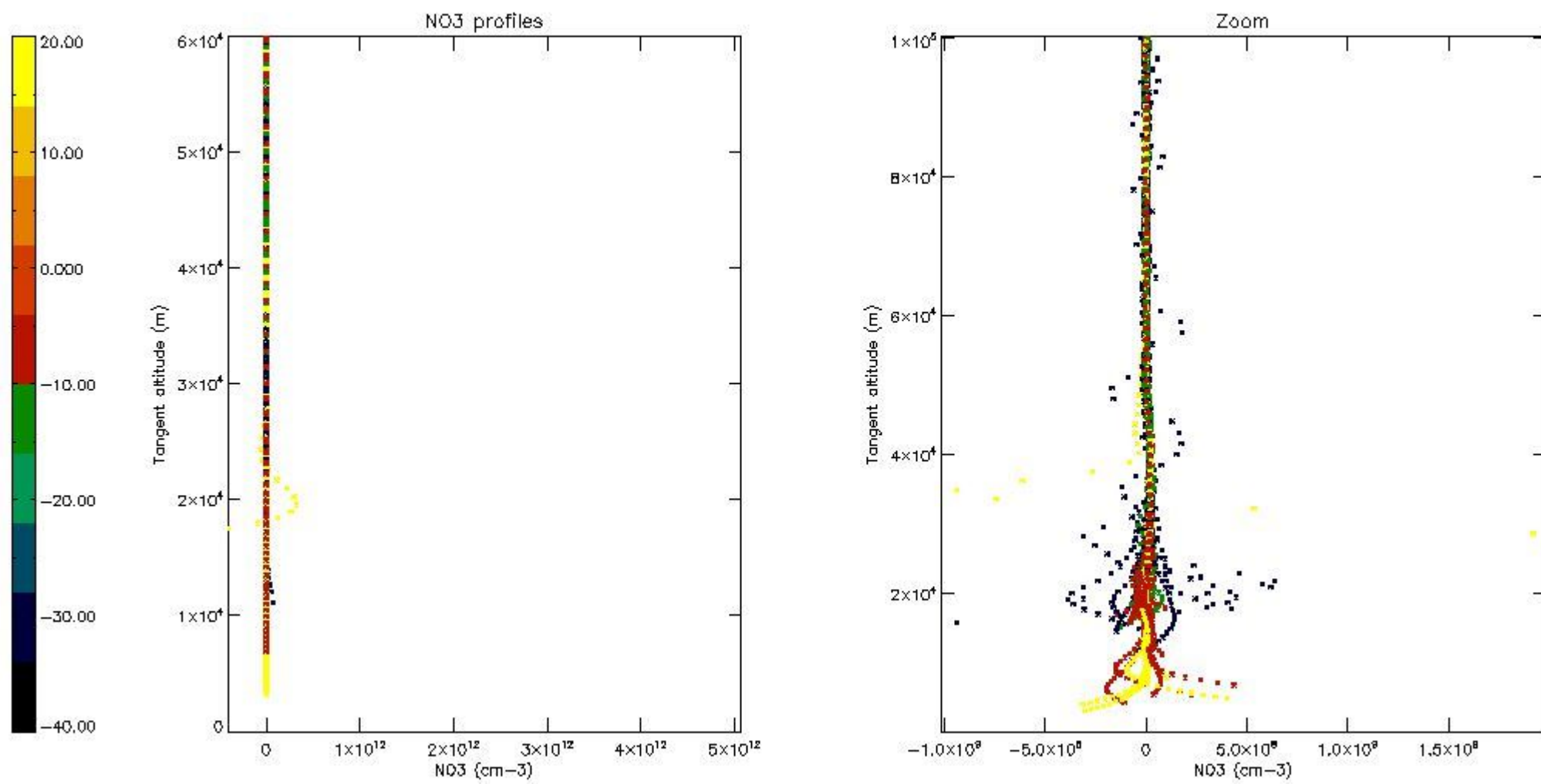
5.6 Plot NO₂ profiles for all STD (dark without errors)

The colorbar represents the latitude.



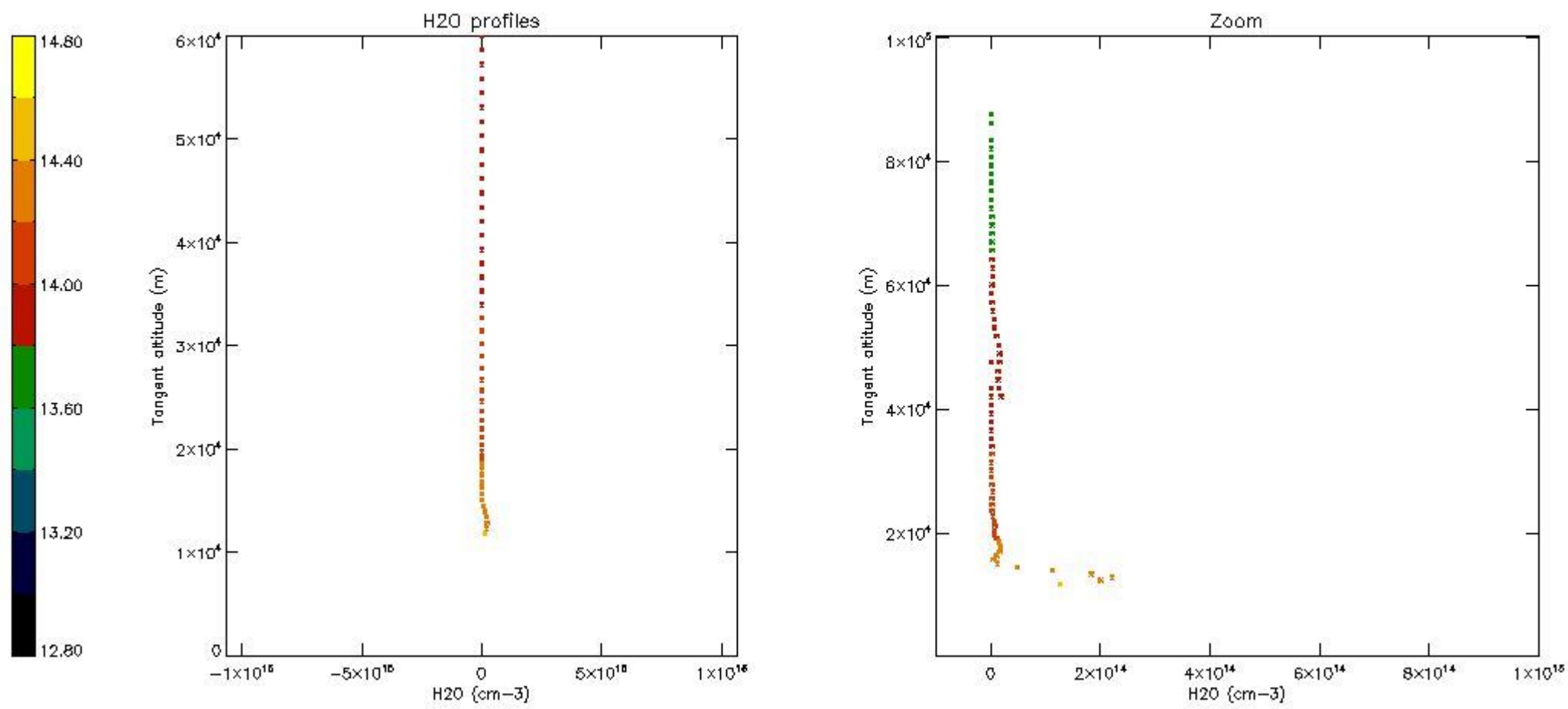
5.7 Plot NO3 profiles for all STD (dark without errors)

The colorbar represents the latitude.



5.8 Plot H₂O profiles for all STD (only for occultations of stars 1,2,3,4,13,14,16,26,63 dark without errors)

The colorbar represents the latitude.



6. Auxiliary Data Files used for the production reported in section 2

The number reported in the third column indicates since which file (see list in section 2) the corresponding auxiliary file has been used. The fourth column is the date of those product files.

Type	Auxiliary Filename	Used since product	Used since product date
INST_PHYS_CHARACTERISTICS	GOM_INS_AXVIEC20091111_143220_20030716_120000_20500101_000000	1	04-NOV-2007 02:12:05
LEVEL-2_PROC_CONFIG	GOM_PR2_AXVIEC20091111_152718_20020301_000000_20500101_000000	1	04-NOV-2007 02:12:05
CROSS_SECTIONS_FILE	GOM_CRS_AXVIEC20091111_154832_20020301_000000_20500101_000000	1	04-NOV-2007 02:12:05

GOMOS Level 2 Daily Report

SUMMARY

[1. General Info](#)

[2. Summary of processed GOM_NL_2P products](#)

[3. Level 2 Quality information per product](#)

[3.1 Plot of level 2 quality information per product \(time dependant\)](#)

[3.2 Plot of level 2 quality information per product \(world map\)](#)

[4. Level 1 Quality information per product \(stored on level 2 products\)](#)

[4.1 Plot of level 1 quality information per product \(time dependant\)](#)

[4.1.1 Plot of level 1 quality information per product \(time dependant\): ASCENDING](#)

[4.1.2 Plot of level 1 quality information per product \(time dependant\): DESCENDING](#)

[4.2 Plot of level 1 quality information per product \(world map\)](#)

[4.2.1 Plot of level 1 quality information per product \(world map\): ASCENDING](#)

[4.2.2 Plot of level 1 quality information per product \(world map\): DESCENDING](#)

[5. Ozone profiles based on quality statistics and other trace gas profiles](#)

[5.1 Ozone statistics based on quality of products](#)

[5.2 Plot ozone profiles for all STD \(dark without errors\)](#)

[5.3 Plot ozone profiles where STD < 20% \(dark without errors\)](#)

[5.4. Plot ozone profiles where STD < 10% \(dark without errors\)](#)

[5.5. Plot ozone profiles where STD < 5% \(dark without errors\)](#)

[5.6 Plot NO2 profiles for all STD \(dark without errors\)](#)

[5.7 Plot NO3 profiles for all STD \(dark without errors\)](#)

[5.8 Plot H2O profiles \(only for occultations of stars 1,2,3,4,13,14,16,26,63 dark without errors\) for all STD](#)

[6. Auxiliary Data Files used for the production reported in section 2](#)

This report presents the daily analysis on parameters extracted from GOMOS level 2 data (GOM_NL__2P). It is intended to monitor some important parameters that will impact the quality of these products. A list of level 2 products (and content) that have arrived during the reporting day to the PCF is also given.

Item	Value
Time of report generation	23APR2013 10:08:10
Data source version	GOMOS/6.01
Start time of products	04-11-2007 (04NOV2007 00:00:00)
Stop time of products	05-11-2007 (05NOV2007 00:00:00)
Store outputs in DB	Yes
Nb of level 2 prods	173
Nb of prods with errors	0

2. Summary of processed GOM_NL__2P products.

Nr	Filename	UTC Start time	Limb	Duration	Star Id	Star Name	Star Mag	Star Temp	Nb Meas	Orbit	Prod. error
1	GOM_NL__2PRFIN20071104_021205_000001102063_00075_29688_8842.N1	04-NOV-2007 02:12:05	Dark	110.00	2	Alp Car	-0.73600	7000.0	220	29688	No
2	GOM_NL__2PRFIN20071104_022210_000000932063_00075_29688_8843.N1	04-NOV-2007 02:22:10	Straylight	92.500	157	The1Eri	2.9060	9300.0	185	29688	No
3	GOM_NL__2PRFIN20071104_024046_000000912063_00075_29688_8844.N1	04-NOV-2007 02:40:46	Bright	90.500	105	6Bet Ari	2.6450	8900.0	181	29688	No
4	GOM_NL__2PRFIN20071104_024506_000000912063_00075_29688_8845.N1	04-NOV-2007 02:45:06	Bright	91.000	173	4Bet Tri	3.0040	8900.0	182	29688	No
5	GOM_NL__2PRFIN20071104_025131_000000962063_00075_29688_8846.N1	04-NOV-2007 02:51:31	Bright	96.000	160	23Gam Per	2.9300	4700.0	192	29688	No
6	GOM_NL__2PRFIN20071104_030002_000000852063_00075_29688_8847.N1	04-NOV-2007 03:00:02	Bright	84.500	49	1Alp UMi	1.9900	6300.0	169	29688	No
7	GOM_NL__2PRFIN20071104_030804_000000952063_00075_29688_8848.N1	04-NOV-2007 03:08:04	Bright	94.500	36	50Alp UMa	1.8000	6300.0	189	29688	No
8	GOM_NL__2PRFIN20071104_031040_000001072063_00075_29688_8849.N1	04-NOV-2007 03:10:40	Bright	107.00	87	64Gam UMa	2.4330	11000.	214	29688	No
9	GOM_NL__2PRFIN20071104_031324_000000942063_00075_29688_8850.N1	04-NOV-2007 03:13:24	Bright	93.500	174	52Psi UMa	3.0040	4400.0	187	29688	No
10	GOM_NL__2PRFIN20071104_032057_000000982063_00075_29688_8851.N1	04-NOV-2007 03:20:57	Bright	97.500	96	68Del Leo	2.5600	9300.0	195	29688	No
11	GOM_NL__2PRFIN20071104_035242_000001072063_00076_29689_8846.N1	04-NOV-2007 03:52:42	Dark	106.50	2	Alp Car	-0.73600	7000.0	213	29689	No
12	GOM_NL__2PRFIN20071104_040246_000000932063_00076_29689_8847.N1	04-NOV-2007 04:02:46	Straylight	93.000	157	The1Eri	2.9060	9300.0	186	29689	No
13	GOM_NL__2PRFIN20071104_042122_000000922063_00076_29689_8848.N1	04-NOV-2007 04:21:22	Bright	91.500	105	6Bet Ari	2.6450	8900.0	183	29689	No
14	GOM_NL__2PRFIN20071104_042542_000000922063_00076_29689_8849.N1	04-NOV-2007 04:25:42	Bright	92.000	173	4Bet Tri	3.0040	8900.0	184	29689	No
15	GOM_NL__2PRFIN20071104_043207_000000972063_00076_29689_8850.N1	04-NOV-2007 04:32:07	Bright	97.000	160	23Gam Per	2.9300	4700.0	194	29689	No
16	GOM_NL__2PRFIN20071104_044038_000000882063_00076_29689_8851.N1	04-NOV-2007 04:40:38	Bright	88.000	49	1Alp UMi	1.9900	6300.0	176	29689	No
17	GOM_NL__2PRFIN20071104_044840_000000952063_00076_29689_8852.N1	04-NOV-2007 04:48:40	Bright	94.500	36	50Alp UMa	1.8000	6300.0	189	29689	No
18	GOM_NL__2PRFIN20071104_045116_000000882063_00076_29689_8853.N1	04-NOV-2007 04:51:16	Bright	88.000	87	64Gam UMa	2.4330	11000.	176	29689	No
19	GOM_NL__2PRFIN20071104_045400_000001142063_00076_29689_8854.N1	04-NOV-2007 04:54:00	Bright	114.00	174	52Psi UMa	3.0040	4400.0	228	29689	No
20	GOM_NL__2PRFIN20071104_050133_000000952063_00076_29689_8855.N1	04-NOV-2007 05:01:33	Bright	95.000	96	68Del Leo	2.5600	9300.0	190	29689	No
21	GOM_NL__2PRFIN20071104_052745_000000412063_00077_29690_8874.N1	04-NOV-2007 05:27:45	Dark	41.000	46	Del Vel	1.9540	10600.	82	29690	No
22	GOM_NL__2PRFIN20071104_052902_000000412063_00077_29690_8875.N1	04-NOV-2007 05:29:02	Dark	41.000	41	Eps Car	1.8600	4100.0	82	29690	No
23	GOM_NL__2PRFIN20071104_053417_000000602063_00077_29690_8876.N1	04-NOV-2007 05:34:17	Dark	59.500	2	Alp Car	-0.73600	7000.0	119	29690	No
24	GOM_NL__2PRFIN20071104_054417_000000392063_00077_29690_8877.N1	04-NOV-2007 05:44:17	Straylight	39.000	157	The1Eri	2.9060	9300.0	78	29690	No
25	GOM_NL__2PRFIN20071104_060251_000000372063_00077_29690_8878.N1	04-NOV-2007 06:02:51	Bright	36.500	105	6Bet Ari	2.6450	8900.0	73	29690	No
26	GOM_NL__2PRFIN20071104_060656_000000362063_00077_29690_8879.N1	04-NOV-2007 06:06:56	Bright	35.500	53	43Bet And	2.0480	3300.0	71	29690	No
27	GOM_NL__2PRFIN20071104_060913_000000392063_00077_29690_8880.N1	04-NOV-2007 06:09:13	Bright	38.500	73	57Gam1And	2.2600	13100.	77	29690	No
28	GOM_NL__2PRFIN20071104_061357_000000362063_00077_29690_8881.N1	04-NOV-2007 06:13:57	Bright	35.500	110	37Del Cas	2.6780	8900.0	71	29690	No
29	GOM_NL__2PRFIN20071104_062206_000000362063_00077_29690_8882.N1	04-NOV-2007 06:22:06	Bright	35.500	49	1Alp UMi	1.9900	6300.0	71	29690	No
30	GOM_NL__2PRFIN20071104_063011_000000402063_00077_29690_8883.N1	04-NOV-2007 06:30:11	Bright	40.000	36	50Alp UMa	1.8000	6300.0	80	29690	No
31	GOM_NL__2PRFIN20071104_063148_000000372063_00077_29690_8884.N1	04-NOV-2007 06:31:48	Bright	36.500	82	48Bet UMa	2.3650	10600.	73	29690	No
32	GOM_NL__2PRFIN20071104_063532_000000382063_00077_29690_8885.N1	04-NOV-2007 06:35:32	Bright	37.500	174	52Psi UMa	3.0040	4400.0	75	29690	No
33	GOM_NL__2PRFIN20071104_064306_000000382063_00077_29690_8886.N1	04-NOV-2007 06:43:06	Bright	38.000	96	68Del Leo	2.5600	9300.0	76	29690	No
34	GOM_NL__2PRFIN20071104_070822_000000452063_00078_29691_8885.N1	04-NOV-2007 07:08:22	Dark	44.500	46	Del Vel	1.9540	10600.	89	29691	No
35	GOM_NL__2PRFIN20071104_070939_000000552063_00078_29691_8886.N1	04-NOV-2007 07:09:39	Dark	55.000	41	Eps Car	1.8600	4100.0	110	29691	No
36	GOM_NL__2PRFIN20071104_071454_000000512063_00078_29691_8887.N1	04-NOV-2007 07:14:54	Dark	51.000	2	Alp Car	-0.73600	7000.0	102	29691	No
37	GOM_NL__2PRFIN20071104_072453_000000402063_00078_29691_8888.N1	04-NOV-2007 07:24:53	Straylight	40.000	157	The1Eri	2.9060	9300.0	80	29691	No
38	GOM_NL__2PRFIN20071104_074326_000000382063_00078_29691_8889.N1	04-NOV-2007 07:43:26	Bright	38.000	105	6Bet Ari	2.6450	8900.0	76	29691	No
39	GOM_NL__2PRFIN20071104_074733_000000362063_00078_29691_8890.N1	04-NOV-2007 07:47:33	Bright	36.000	53	43Bet And	2.0480	3300.0	72	29691	No
40	GOM_NL__2PRFIN20071104_074949_000000372063_00078_29691_8891.N1	04-NOV-2007 07:49:49	Bright	37.000	73	57Gam1And	2.2600	13100.	74	29691	No
41	GOM_NL__2PRFIN20071104_075433_000000352063_00078_29691_8892.N1	04-NOV-2007 07:54:33	Bright	35.000	110	37Del Cas	2.6780	8900.0	70	29691	No
42	GOM_NL__2PRFIN20071104_080242_000000332063_00078_29691_8893.N1	04-NOV-2007 08:02:42	Bright	32.500	49	1Alp UMi	1.9900	6300.0	65	29691	No

43	GOM_NL__2PRFIN20071104_081047_000000362063_00078_29691_8894.N1	04-NOV-2007 08:10:47	Bright	36.000	36	50Alp UMa	1.8000	6300.0	72	29691	No
44	GOM_NL__2PRFIN20071104_081224_000000422063_00078_29691_8895.N1	04-NOV-2007 08:12:24	Bright	42.000	82	48Bet UMa	2.3650	10600.	84	29691	No
45	GOM_NL__2PRFIN20071104_081608_000000572063_00078_29691_8896.N1	04-NOV-2007 08:16:08	Bright	57.000	174	52Psi UMa	3.0040	4400.0	114	29691	No
46	GOM_NL__2PRFIN20071104_082342_000000402063_00078_29691_8897.N1	04-NOV-2007 08:23:42	Bright	39.500	96	68Del Leo	2.5600	9300.0	79	29691	No
47	GOM_NL__2PRFIN20071104_084858_000000412063_00079_29692_8902.N1	04-NOV-2007 08:48:58	Dark	41.000	46	Del Vel	1.9540	10600.	82	29692	No
48	GOM_NL__2PRFIN20071104_085016_000000432063_00079_29692_8903.N1	04-NOV-2007 08:50:16	Dark	42.500	41	Eps Car	1.8600	4100.0	85	29692	No
49	GOM_NL__2PRFIN20071104_085530_000000452063_00079_29692_8904.N1	04-NOV-2007 08:55:30	Dark	45.000	2	Alp Car	-0.73600	7000.0	90	29692	No
50	GOM_NL__2PRFIN20071104_090529_000000382063_00079_29692_8905.N1	04-NOV-2007 09:05:29	Straylight	37.500	157	The1Eri	2.9060	9300.0	75	29692	No
51	GOM_NL__2PRFIN20071104_092402_000000372063_00079_29692_8906.N1	04-NOV-2007 09:24:02	Bright	37.000	105	6Bet Ari	2.6450	8900.0	74	29692	No
52	GOM_NL__2PRFIN20071104_092808_000000372063_00079_29692_8907.N1	04-NOV-2007 09:28:08	Bright	37.000	53	43Bet And	2.0480	3300.0	74	29692	No
53	GOM_NL__2PRFIN20071104_093025_000000392063_00079_29692_8908.N1	04-NOV-2007 09:30:25	Bright	39.000	73	57Gam1And	2.2600	13100.	78	29692	No
54	GOM_NL__2PRFIN20071104_093509_000000362063_00079_29692_8909.N1	04-NOV-2007 09:35:09	Bright	36.000	110	37Del Cas	2.6780	8900.0	72	29692	No
55	GOM_NL__2PRFIN20071104_094318_000000362063_00079_29692_8910.N1	04-NOV-2007 09:43:18	Bright	36.000	49	1Alp UMi	1.9900	6300.0	72	29692	No
56	GOM_NL__2PRFIN20071104_095122_000000392063_00079_29692_8911.N1	04-NOV-2007 09:51:22	Bright	39.000	36	50Alp UMa	1.8000	6300.0	78	29692	No
57	GOM_NL__2PRFIN20071104_095259_000000372063_00079_29692_8912.N1	04-NOV-2007 09:52:59	Bright	36.500	82	48Bet UMa	2.3650	10600.	73	29692	No
58	GOM_NL__2PRFIN20071104_095644_000000402063_00079_29692_8913.N1	04-NOV-2007 09:56:44	Bright	40.000	174	52Psi UMa	3.0040	4400.0	80	29692	No
59	GOM_NL__2PRFIN20071104_100419_000000382063_00079_29692_8914.N1	04-NOV-2007 10:04:19	Bright	38.000	96	68Del Leo	2.5600	9300.0	76	29692	No
60	GOM_NL__2PRFIN20071104_102417_000000412063_00079_29692_8915.N1	04-NOV-2007 10:24:17	Dark	41.000	113	Mu Vel	2.6920	5000.0	82	29692	No
61	GOM_NL__2PRFIN20071104_102935_000000432063_00080_29693_8913.N1	04-NOV-2007 10:29:35	Dark	42.500	46	Del Vel	1.9540	10600.	85	29693	No
62	GOM_NL__2PRFIN20071104_103052_000000402063_00080_29693_8914.N1	04-NOV-2007 10:30:52	Dark	39.500	41	Eps Car	1.8600	4100.0	79	29693	No
63	GOM_NL__2PRFIN20071104_103607_000000492063_00080_29693_8915.N1	04-NOV-2007 10:36:07	Dark	49.000	2	Alp Car	-0.73600	7000.0	98	29693	No
64	GOM_NL__2PRFIN20071104_104605_000000392063_00080_29693_8916.N1	04-NOV-2007 10:46:05	Straylight	38.500	157	The1Eri	2.9060	9300.0	77	29693	No
65	GOM_NL__2PRFIN20071104_110438_000000382063_00080_29693_8917.N1	04-NOV-2007 11:04:38	Bright	37.500	105	6Bet Ari	2.6450	8900.0	75	29693	No
66	GOM_NL__2PRFIN20071104_110844_000000352063_00080_29693_8918.N1	04-NOV-2007 11:08:44	Bright	35.000	53	43Bet And	2.0480	3300.0	70	29693	No
67	GOM_NL__2PRFIN20071104_111100_000000402063_00080_29693_8919.N1	04-NOV-2007 11:11:00	Bright	40.000	73	57Gam1And	2.2600	13100.	80	29693	No
68	GOM_NL__2PRFIN20071104_111545_000000352063_00080_29693_8920.N1	04-NOV-2007 11:15:45	Bright	35.000	110	37Del Cas	2.6780	8900.0	70	29693	No
69	GOM_NL__2PRFIN20071104_112353_000000362063_00080_29693_8921.N1	04-NOV-2007 11:23:53	Bright	36.000	49	1Alp UMi	1.9900	6300.0	72	29693	No
70	GOM_NL__2PRFIN20071104_113158_000000362063_00080_29693_8922.N1	04-NOV-2007 11:31:58	Bright	35.500	36	50Alp UMa	1.8000	6300.0	71	29693	No
71	GOM_NL__2PRFIN20071104_113335_000000392063_00080_29693_8923.N1	04-NOV-2007 11:33:35	Bright	39.000	82	48Bet UMa	2.3650	10600.	78	29693	No
72	GOM_NL__2PRFIN20071104_113720_000000392063_00080_29693_8924.N1	04-NOV-2007 11:37:20	Bright	38.500	174	52Psi UMa	3.0040	4400.0	77	29693	No
73	GOM_NL__2PRFIN20071104_114455_000000592063_00080_29693_8925.N1	04-NOV-2007 11:44:55	Bright	59.000	96	68Del Leo	2.5600	9300.0	118	29693	No
74	GOM_NL__2PRFIN20071104_120453_000000392063_00080_29693_8926.N1	04-NOV-2007 12:04:53	Dark	39.000	113	Mu Vel	2.6920	5000.0	78	29693	No
75	GOM_NL__2PRFIN20071104_121011_000000422063_00081_29694_8933.N1	04-NOV-2007 12:10:11	Dark	41.500	46	Del Vel	1.9540	10600.	83	29694	No
76	GOM_NL__2PRFIN20071104_121129_000000412063_00081_29694_8934.N1	04-NOV-2007 12:11:29	Dark	41.000	41	Eps Car	1.8600	4100.0	82	29694	No
77	GOM_NL__2PRFIN20071104_121644_000000622063_00081_29694_8935.N1	04-NOV-2007 12:16:44	Dark	62.000	2	Alp Car	-0.73600	7000.0	124	29694	No
78	GOM_NL__2PRFIN20071104_122642_000000402063_00081_29694_8936.N1	04-NOV-2007 12:26:42	Straylight	39.500	157	The1Eri	2.9060	9300.0	79	29694	No
79	GOM_NL__2PRFIN20071104_124514_000000392063_00081_29694_8937.N1	04-NOV-2007 12:45:14	Bright	39.000	105	6Bet Ari	2.6450	8900.0	78	29694	No
80	GOM_NL__2PRFIN20071104_124920_000000352063_00081_29694_8938.N1	04-NOV-2007 12:49:20	Bright	34.500	53	43Bet And	2.0480	3300.0	69	29694	No
81	GOM_NL__2PRFIN20071104_125136_000000382063_00081_29694_8939.N1	04-NOV-2007 12:51:36	Bright	37.500	73	57Gam1And	2.2600	13100.	75	29694	No
82	GOM_NL__2PRFIN20071104_125620_000000362063_00081_29694_8940.N1	04-NOV-2007 12:56:20	Bright	36.000	110	37Del Cas	2.6780	8900.0	72	29694	No
83	GOM_NL__2PRFIN20071104_131234_000000392063_00081_29694_8941.N1	04-NOV-2007 13:12:34	Bright	38.500	36	50Alp UMa	1.8000	6300.0	77	29694	No
84	GOM_NL__2PRFIN20071104_131411_000000402063_00081_29694_8942.N1	04-NOV-2007 13:14:11	Bright	39.500	82	48Bet UMa	2.3650	10600.	79	29694	No
85	GOM_NL__2PRFIN20071104_131756_000000392063_00081_29694_8943.N1	04-NOV-2007 13:17:56	Bright	38.500	174	52Psi UMa	3.0040	4400.0	77	29694	No
86	GOM_NL__2PRFIN20071104_132531_000000382063_00081_29694_8944.N1	04-NOV-2007 13:25:31	Bright	38.000	96	68Del Leo	2.5600	9300.0	76	29694	No
87	GOM_NL__2PRFIN20071104_134530_000000442063_00081_29694_8945.N1	04-NOV-2007 13:45:30	Dark	44.000	113	Mu Vel	2.6920	5000.0	88	29694	No
88	GOM_NL__2PRFIN20071104_135048_000000412063_00082_29695_8971.N1	04-NOV-2007 13:50:48	Dark	40.500	46	Del Vel	1.9540	10600.	81	29695	No
89	GOM_NL__2PRFIN20071104_135205_000000472063_00082_29695_8972.N1	04-NOV-2007 13:52:05	Dark	46.500	41	Eps Car	1.8600	4100.0	93	29695	No
90	GOM_NL__2PRFIN20071104_135720_000000512063_00082_29695_8973.N1	04-NOV-2007 13:57:20	Dark	50.500	2	Alp Car	-0.73600	7000.0	101	29695	No
91	GOM_NL__2PRFIN20071104_140718_000000402063_00082_29695_8974.N1	04-NOV-2007 14:07:18	Straylight	40.000	157	The1Eri	2.9060	9300.0	80	29695	No
92	GOM_NL__2PRFIN20071104_142550_000000392063_00082_29695_8975.N1	04-NOV-2007 14:25:50	Bright	39.000	105	6Bet Ari	2.6450	8900.0	78	29695	No
93	GOM_NL__2PRFIN20071104_142956_000000352063_00082_29695_8976.N1	04-NOV-2007 14:29:56	Bright	35.000	53	43Bet And	2.0480	3300.0	70	29695	No
94	GOM_NL__2PRFIN20071104_143212_000000382063_00082_29695_8977.N1	04-NOV-2007 14:32:12	Bright	37.500	73	57Gam1And	2.2600	13100.	75	29695	No
95	GOM_NL__2PRFIN20071104_143656_000000362063_00082_29695_8978.N1	04-NOV-2007 14:36:56	Bright	36.000	110	37Del Cas	2.6780	8900.0	72	29695	No
96	GOM_NL__2PRFIN20071104_144505_000000332063_00082_29695_8979.N1	04-NOV-2007 14:45:05	Bright	33.000	49	1Alp UMi	1.9900	6300.0	66	29695	No
97	GOM_NL__2PRFIN20071104_145310_000000412063_00082_29695_8980.N1	04-NOV-2007 14:53:10	Bright	41.000	36	50Alp UMa	1.8000	6300.0	82	29695	No
98	GOM_NL__2PRFIN20071104_145447_000000392063_00082_29695_8981.N1	04-NOV-2007 14:54:47	Bright	38.500	82	48Bet UMa	2.3650	10600.	77	29695	No
99	GOM_NL__2PRFIN20071104_145832_000000382063_00082_29695_8982.N1	04-NOV-2007 14:58:32	Bright	38.000	174	52Psi UMa	3.0040	4400.0	76	29695	No
100	GOM_NL__2PRFIN20071104_150607_000000392063_00082_29695_8983.N1	04-NOV-2007 15:06:07	Bright	38.500	96	68Del Leo	2.5600	9300.0	77	29695	No
101	GOM_NL__2PRFIN20071104_152606_000000422063_00082_29695_8984.N1	04-NOV-2007 15:26:06	Dark	41.500	113	Mu Vel	2.6920	5000.0	83	29695	No

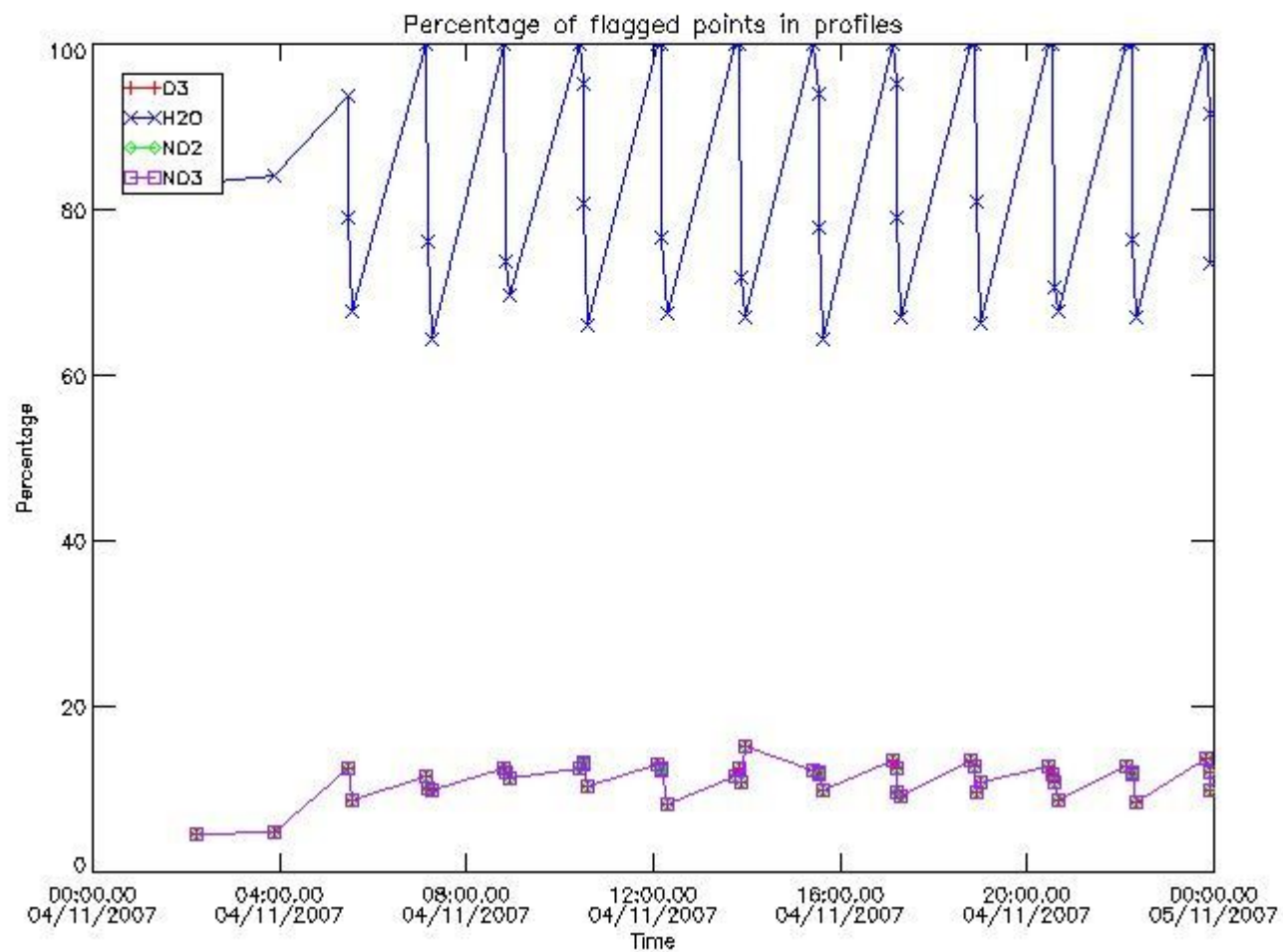
102	GOM_NL__2PRFIN20071104_153124_000000422063_00083_29696_8988.N1	04-NOV-2007 15:31:24	Dark	42.000	46	Del Vel	1.9540	10600.	84	29696	No
103	GOM_NL__2PRFIN20071104_153242_000000442063_00083_29696_8989.N1	04-NOV-2007 15:32:42	Dark	43.500	41	Eps Car	1.8600	4100.0	87	29696	No
104	GOM_NL__2PRFIN20071104_153757_000000512063_00083_29696_8990.N1	04-NOV-2007 15:37:57	Dark	51.000	2	Alp Car	-0.73600	7000.0	102	29696	No
105	GOM_NL__2PRFIN20071104_154754_000000402063_00083_29696_8991.N1	04-NOV-2007 15:47:54	Straylight	39.500	157	The1Eri	2.9060	9300.0	79	29696	No
106	GOM_NL__2PRFIN20071104_160625_000000382063_00083_29696_8992.N1	04-NOV-2007 16:06:25	Bright	38.000	105	6Bet Ari	2.6450	8900.0	76	29696	No
107	GOM_NL__2PRFIN20071104_161032_000000372063_00083_29696_8993.N1	04-NOV-2007 16:10:32	Bright	37.000	53	43Bet And	2.0480	3300.0	74	29696	No
108	GOM_NL__2PRFIN20071104_161248_000000392063_00083_29696_8994.N1	04-NOV-2007 16:12:48	Bright	38.500	73	57Gam1And	2.2600	13100.	77	29696	No
109	GOM_NL__2PRFIN20071104_161732_000000372063_00083_29696_8995.N1	04-NOV-2007 16:17:32	Bright	36.500	110	37Del Cas	2.6780	8900.0	73	29696	No
110	GOM_NL__2PRFIN20071104_162541_000000362063_00083_29696_8996.N1	04-NOV-2007 16:25:41	Bright	35.500	49	1Alp UMi	1.9900	6300.0	71	29696	No
111	GOM_NL__2PRFIN20071104_163346_000000412063_00083_29696_8997.N1	04-NOV-2007 16:33:46	Bright	40.500	36	50Alp UMa	1.8000	6300.0	81	29696	No
112	GOM_NL__2PRFIN20071104_163523_000000372063_00083_29696_8998.N1	04-NOV-2007 16:35:23	Bright	36.500	82	48Bet UMa	2.3650	10600.	73	29696	No
113	GOM_NL__2PRFIN20071104_163908_000000392063_00083_29696_8999.N1	04-NOV-2007 16:39:08	Bright	38.500	174	52Psi UMa	3.0040	4400.0	77	29696	No
114	GOM_NL__2PRFIN20071104_164643_000000452063_00083_29696_9000.N1	04-NOV-2007 16:46:43	Bright	44.500	96	68Del Leo	2.5600	9300.0	89	29696	No
115	GOM_NL__2PRFIN20071104_170642_000000452063_00083_29696_9001.N1	04-NOV-2007 17:06:42	Dark	45.000	113	Mu Vel	2.6920	5000.0	90	29696	No
116	GOM_NL__2PRFIN20071104_171201_000000412063_00084_29697_9002.N1	04-NOV-2007 17:12:01	Dark	41.000	46	Del Vel	1.9540	10600.	82	29697	No
117	GOM_NL__2PRFIN20071104_171318_000000532063_00084_29697_9003.N1	04-NOV-2007 17:13:18	Dark	53.000	41	Eps Car	1.8600	4100.0	106	29697	No
118	GOM_NL__2PRFIN20071104_171834_000000552063_00084_29697_9004.N1	04-NOV-2007 17:18:34	Dark	55.000	2	Alp Car	-0.73600	7000.0	110	29697	No
119	GOM_NL__2PRFIN20071104_172830_000000422063_00084_29697_9005.N1	04-NOV-2007 17:28:30	Straylight	41.500	157	The1Eri	2.9060	9300.0	83	29697	No
120	GOM_NL__2PRFIN20071104_174701_000000392063_00084_29697_9006.N1	04-NOV-2007 17:47:01	Bright	39.000	105	6Bet Ari	2.6450	8900.0	78	29697	No
121	GOM_NL__2PRFIN20071104_175108_000000372063_00084_29697_9007.N1	04-NOV-2007 17:51:08	Bright	36.500	53	43Bet And	2.0480	3300.0	73	29697	No
122	GOM_NL__2PRFIN20071104_175323_000000392063_00084_29697_9008.N1	04-NOV-2007 17:53:23	Bright	38.500	73	57Gam1And	2.2600	13100.	77	29697	No
123	GOM_NL__2PRFIN20071104_175808_000000362063_00084_29697_9009.N1	04-NOV-2007 17:58:08	Bright	35.500	110	37Del Cas	2.6780	8900.0	71	29697	No
124	GOM_NL__2PRFIN20071104_180617_000000382063_00084_29697_9010.N1	04-NOV-2007 18:06:17	Bright	37.500	49	1Alp UMi	1.9900	6300.0	75	29697	No
125	GOM_NL__2PRFIN20071104_181421_000000362063_00084_29697_9011.N1	04-NOV-2007 18:14:21	Bright	36.000	36	50Alp UMa	1.8000	6300.0	72	29697	No
126	GOM_NL__2PRFIN20071104_181559_000000392063_00084_29697_9012.N1	04-NOV-2007 18:15:59	Bright	38.500	82	48Bet UMa	2.3650	10600.	77	29697	No
127	GOM_NL__2PRFIN20071104_181944_000000492063_00084_29697_9013.N1	04-NOV-2007 18:19:44	Bright	48.500	174	52Psi UMa	3.0040	4400.0	97	29697	No
128	GOM_NL__2PRFIN20071104_182720_000000402063_00084_29697_9014.N1	04-NOV-2007 18:27:20	Bright	40.000	96	68Del Leo	2.5600	9300.0	80	29697	No
129	GOM_NL__2PRFIN20071104_184719_000000382063_00084_29697_9015.N1	04-NOV-2007 18:47:19	Dark	38.000	113	Mu Vel	2.6920	5000.0	76	29697	No
130	GOM_NL__2PRFIN20071104_185238_000000442063_00085_29698_9013.N1	04-NOV-2007 18:52:38	Dark	43.500	46	Del Vel	1.9540	10600.	87	29698	No
131	GOM_NL__2PRFIN20071104_185355_000000532063_00085_29698_9014.N1	04-NOV-2007 18:53:55	Dark	53.000	41	Eps Car	1.8600	4100.0	106	29698	No
132	GOM_NL__2PRFIN20071104_185910_000000462063_00085_29698_9015.N1	04-NOV-2007 18:59:10	Dark	46.000	2	Alp Car	-0.73600	7000.0	92	29698	No
133	GOM_NL__2PRFIN20071104_190907_000000402063_00085_29698_9016.N1	04-NOV-2007 19:09:07	Straylight	40.000	157	The1Eri	2.9060	9300.0	80	29698	No
134	GOM_NL__2PRFIN20071104_192737_000000392063_00085_29698_9017.N1	04-NOV-2007 19:27:37	Bright	38.500	105	6Bet Ari	2.6450	8900.0	77	29698	No
135	GOM_NL__2PRFIN20071104_193144_000000352063_00085_29698_9018.N1	04-NOV-2007 19:31:44	Bright	35.000	53	43Bet And	2.0480	3300.0	70	29698	No
136	GOM_NL__2PRFIN20071104_193359_000000362063_00085_29698_9019.N1	04-NOV-2007 19:33:59	Bright	36.000	73	57Gam1And	2.2600	13100.	72	29698	No
137	GOM_NL__2PRFIN20071104_193844_000000362063_00085_29698_9020.N1	04-NOV-2007 19:38:44	Bright	36.000	110	37Del Cas	2.6780	8900.0	72	29698	No
138	GOM_NL__2PRFIN20071104_194653_000000362063_00085_29698_9021.N1	04-NOV-2007 19:46:53	Bright	35.500	49	1Alp UMi	1.9900	6300.0	71	29698	No
139	GOM_NL__2PRFIN20071104_195457_000000402063_00085_29698_9022.N1	04-NOV-2007 19:54:57	Bright	40.000	36	50Alp UMa	1.8000	6300.0	80	29698	No
140	GOM_NL__2PRFIN20071104_195634_000000452063_00085_29698_9023.N1	04-NOV-2007 19:56:34	Bright	44.500	82	48Bet UMa	2.3650	10600.	89	29698	No
141	GOM_NL__2PRFIN20071104_200020_000000372063_00085_29698_9024.N1	04-NOV-2007 20:00:20	Bright	37.000	174	52Psi UMa	3.0040	4400.0	74	29698	No
142	GOM_NL__2PRFIN20071104_200756_000000412063_00085_29698_9025.N1	04-NOV-2007 20:07:56	Bright	41.000	96	68Del Leo	2.5600	9300.0	82	29698	No
143	GOM_NL__2PRFIN20071104_202755_000000402063_00085_29698_9026.N1	04-NOV-2007 20:27:55	Dark	40.000	113	Mu Vel	2.6920	5000.0	80	29698	No
144	GOM_NL__2PRFIN20071104_203314_000000442063_00086_29699_9026.N1	04-NOV-2007 20:33:14	Dark	43.500	46	Del Vel	1.9540	10600.	87	29699	No
145	GOM_NL__2PRFIN20071104_203431_000000472063_00086_29699_9027.N1	04-NOV-2007 20:34:31	Dark	46.500	41	Eps Car	1.8600	4100.0	93	29699	No
146	GOM_NL__2PRFIN20071104_203947_000000592063_00086_29699_9028.N1	04-NOV-2007 20:39:47	Dark	59.000	2	Alp Car	-0.73600	7000.0	118	29699	No
147	GOM_NL__2PRFIN20071104_204943_000000402063_00086_29699_9029.N1	04-NOV-2007 20:49:43	Straylight	40.000	157	The1Eri	2.9060	9300.0	80	29699	No
148	GOM_NL__2PRFIN20071104_210813_000000382063_00086_29699_9030.N1	04-NOV-2007 21:08:13	Bright	37.500	105	6Bet Ari	2.6450	8900.0	75	29699	No
149	GOM_NL__2PRFIN20071104_211220_000000372063_00086_29699_9031.N1	04-NOV-2007 21:12:20	Bright	36.500	53	43Bet And	2.0480	3300.0	73	29699	No
150	GOM_NL__2PRFIN20071104_211435_000000372063_00086_29699_9032.N1	04-NOV-2007 21:14:35	Bright	37.000	73	57Gam1And	2.2600	13100.	74	29699	No
151	GOM_NL__2PRFIN20071104_211920_000000362063_00086_29699_9033.N1	04-NOV-2007 21:19:20	Bright	35.500	110	37Del Cas	2.6780	8900.0	71	29699	No
152	GOM_NL__2PRFIN20071104_212729_000000362063_00086_29699_9034.N1	04-NOV-2007 21:27:29	Bright	36.000	49	1Alp UMi	1.9900	6300.0	72	29699	No
153	GOM_NL__2PRFIN20071104_213533_000000412063_00086_29699_9035.N1	04-NOV-2007 21:35:33	Bright	41.000	36	50Alp UMa	1.8000	6300.0	82	29699	No
154	GOM_NL__2PRFIN20071104_213710_000000362063_00086_29699_9036.N1	04-NOV-2007 21:37:10	Bright	35.500	82	48Bet UMa	2.3650	10600.	71	29699	No
155	GOM_NL__2PRFIN20071104_214056_000000402063_00086_29699_9037.N1	04-NOV-2007 21:40:56	Bright	39.500	174	52Psi UMa	3.0040	4400.0	79	29699	No
156	GOM_NL__2PRFIN20071104_214832_000000392063_00086_29699_9038.N1	04-NOV-2007 21:48:32	Bright	38.500	96	68Del Leo	2.5600	9300.0	77	29699	No
157	GOM_NL__2PRFIN20071104_220831_000000402063_00086_29699_9039.N1	04-NOV-2007 22:08:31	Dark	40.000	113	Mu Vel	2.6920	5000.0	80	29699	No
158	GOM_NL__2PRFIN20071104_221351_000000422063_00087_29700_9037.N1	04-NOV-2007 22:13:51	Dark	42.000	46	Del Vel	1.9540	10600.	84	29700	No
159	GOM_NL__2PRFIN20071104_221508_000000432063_00087_29700_9038.N1	04-NOV-2007 22:15:08	Dark	43.000	41	Eps Car	1.8600	4100.0	86	29700	No
160	GOM_NL__2PRFIN20071104_222024_000000612063_00087_29700_9039.N1	04-NOV-2007 22:20:24	Dark	61.000	2	Alp Car	-0.73600	7000.0	122	29700	No

161	GOM_NL__2PRFIN20071104_223019_000000402063_00087_29700_9040.N1	04-NOV-2007 22:30:19	Straylight	40.000	157	The1Eri	2.9060	9300.0	80	29700	No
162	GOM_NL__2PRFIN20071104_224849_000000372063_00087_29700_9041.N1	04-NOV-2007 22:48:49	Bright	36.500	105	6Bet Ari	2.6450	8900.0	73	29700	No
163	GOM_NL__2PRFIN20071104_225256_000000372063_00087_29700_9042.N1	04-NOV-2007 22:52:56	Bright	36.500	53	43Bet And	2.0480	3300.0	73	29700	No
164	GOM_NL__2PRFIN20071104_225510_000000382063_00087_29700_9043.N1	04-NOV-2007 22:55:10	Bright	38.000	73	57Gam1And	2.2600	13100.	76	29700	No
165	GOM_NL__2PRFIN20071104_225956_000000372063_00087_29700_9044.N1	04-NOV-2007 22:59:56	Bright	36.500	110	37Del Cas	2.6780	8900.0	73	29700	No
166	GOM_NL__2PRFIN20071104_230805_000000322063_00087_29700_9045.N1	04-NOV-2007 23:08:05	Bright	32.000	49	1Alp UMi	1.9900	6300.0	64	29700	No
167	GOM_NL__2PRFIN20071104_231609_000000372063_00087_29700_9046.N1	04-NOV-2007 23:16:09	Bright	37.000	36	50Alp UMa	1.8000	6300.0	74	29700	No
168	GOM_NL__2PRFIN20071104_231746_000000392063_00087_29700_9047.N1	04-NOV-2007 23:17:46	Bright	38.500	82	48Bet UMa	2.3650	10600.	77	29700	No
169	GOM_NL__2PRFIN20071104_232132_000000392063_00087_29700_9048.N1	04-NOV-2007 23:21:32	Bright	39.000	174	52Psi UMa	3.0040	4400.0	78	29700	No
170	GOM_NL__2PRFIN20071104_232908_000000402063_00087_29700_9049.N1	04-NOV-2007 23:29:08	Bright	40.000	96	68Del Leo	2.5600	9300.0	80	29700	No
171	GOM_NL__2PRFIN20071104_234908_000000372063_00087_29700_9050.N1	04-NOV-2007 23:49:08	Dark	37.000	113	Mu Vel	2.6920	5000.0	74	29700	No
172	GOM_NL__2PRFIN20071104_235427_000000432063_00088_29701_9048.N1	04-NOV-2007 23:54:27	Dark	42.500	46	Del Vel	1.9540	10600.	85	29701	No
173	GOM_NL__2PRFIN20071104_235544_000000522063_00088_29701_9049.N1	04-NOV-2007 23:55:44	Dark	51.500	41	Eps Car	1.8600	4100.0	103	29701	No

3. Quality information per product

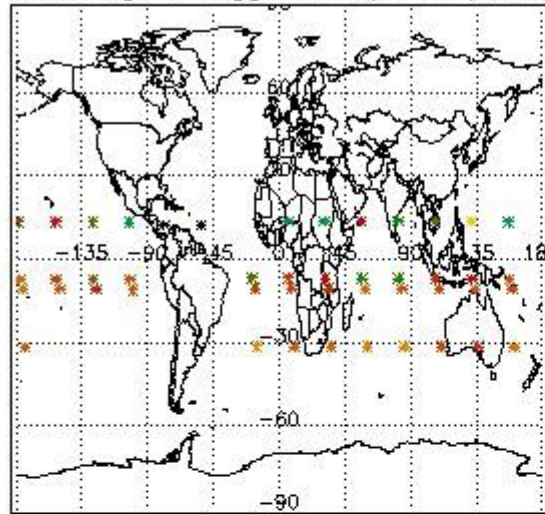
In this section it is plotted some information contained in the Quality Summary data set of the level 2 products. Only products in dark limb conditions and without errors (error flag in the MPH set to "0") are used.

3.1 Plot quality information per product (time dependant)

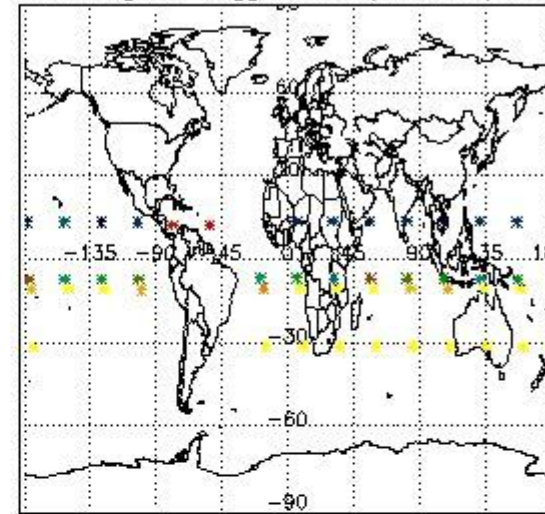


3.2 Plot quality information per product (world map)

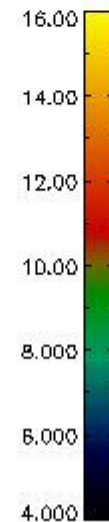
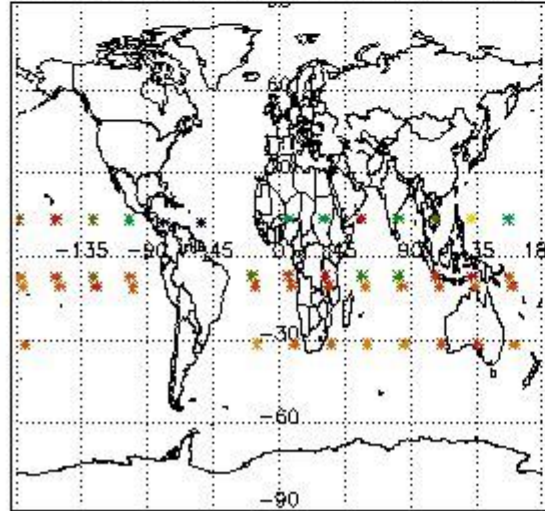
Percentage of flagged data per O3 profile



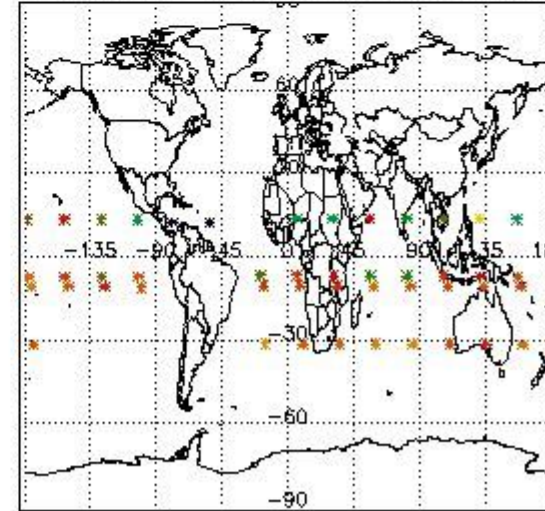
Percentage of flagged data per H2O profile



Percentage of flagged data per NO2 profile



Percentage of flagged data per NO3 profile

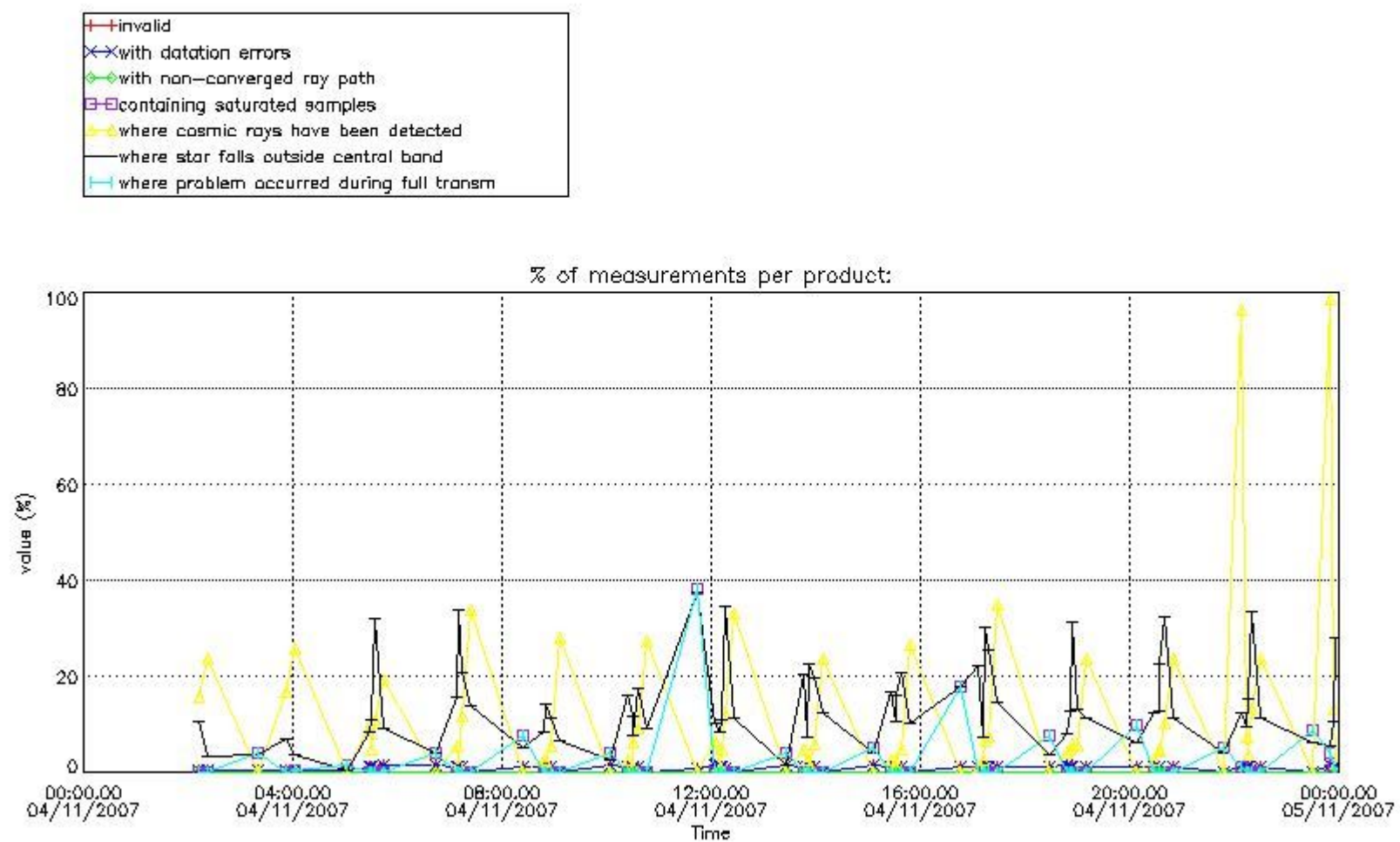


4. Level 1 quality information per product

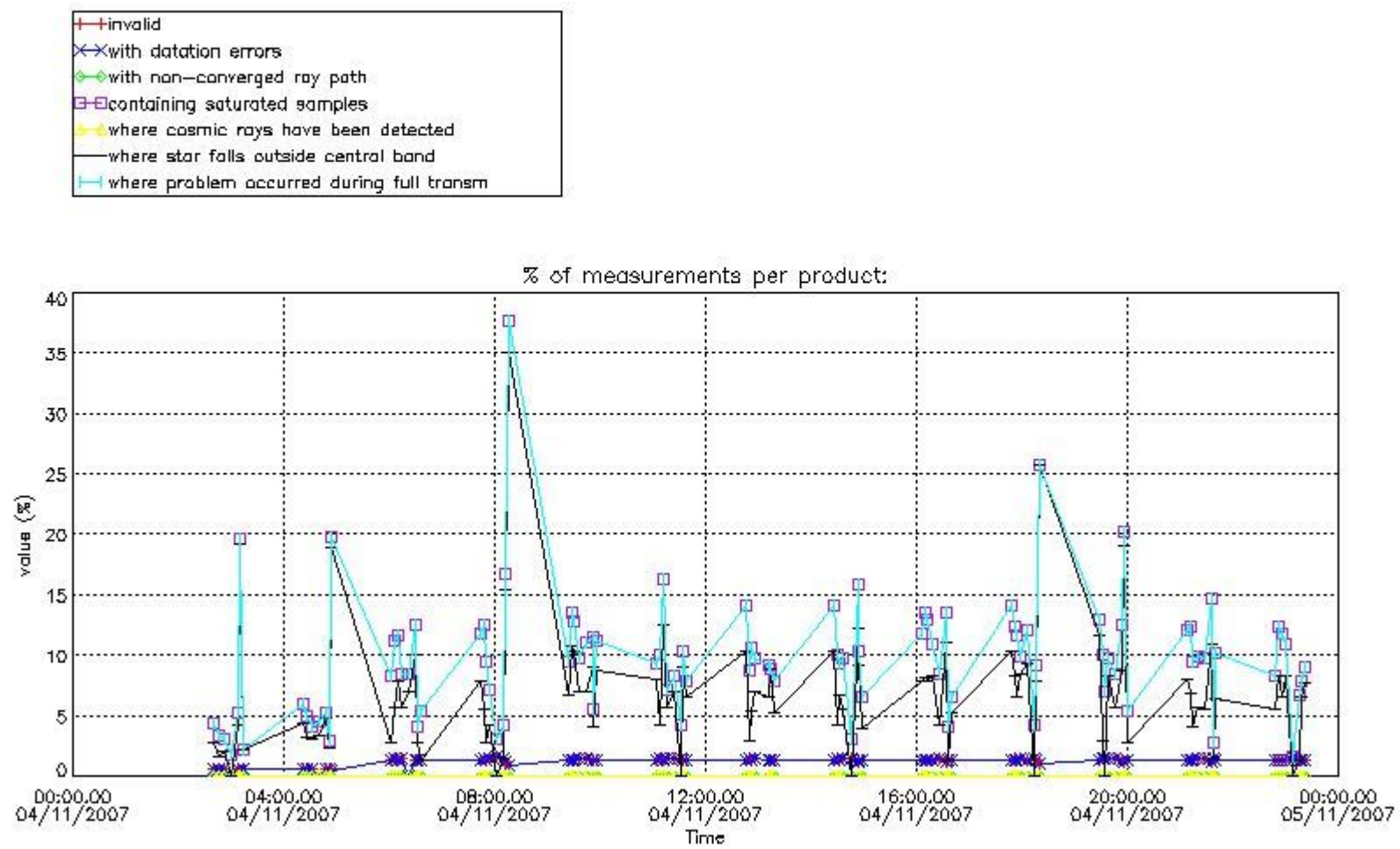
In this section it is plotted some information contained in the Quality Summary data set of the level 2 products that comes from the level 1b processing. Products without errors (error flag in the MPH set to "0") are used.

4.1 Plot quality information per product (time dependant) coming from level 1b processing

4.1.1 Plot level 1 quality information per product (time dependant): ENVISAT ASCENDING passes

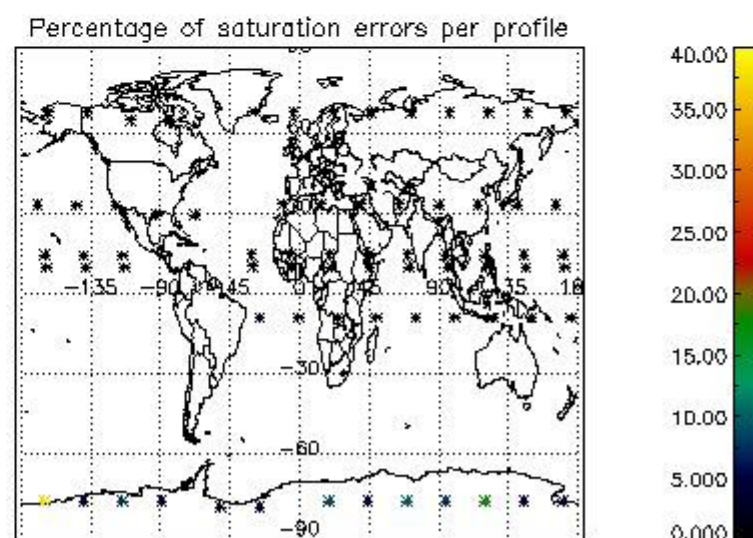
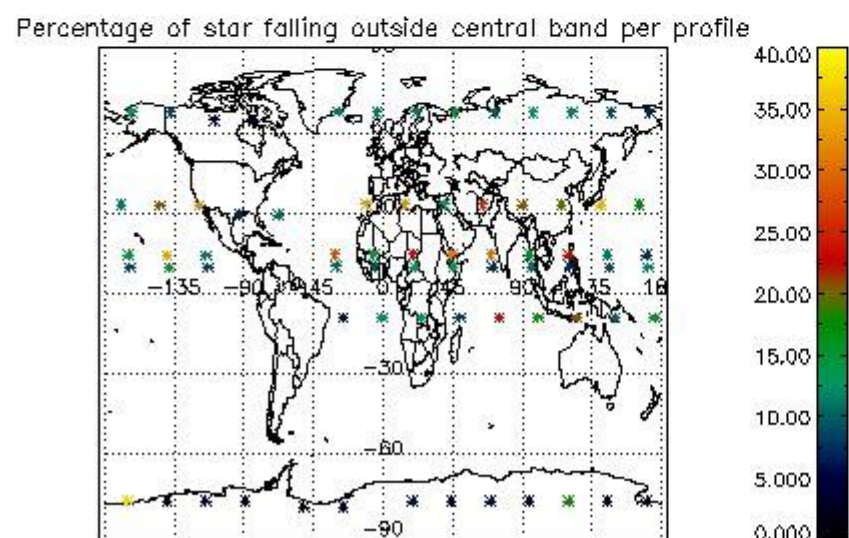
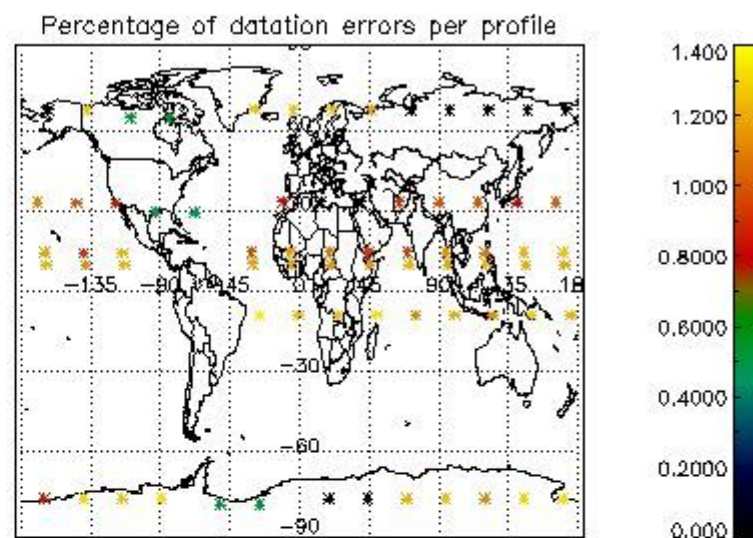
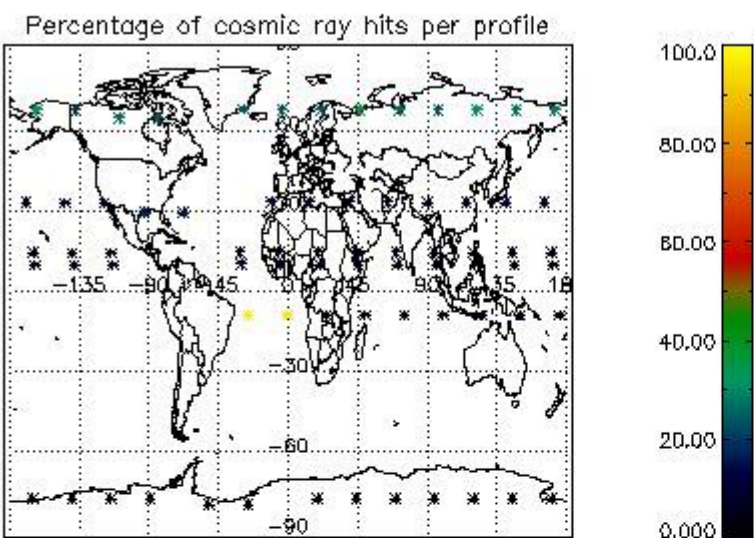


4.1.2 Plot level 1 quality information per product (time dependant): ENVI SAT DESCENDING passes

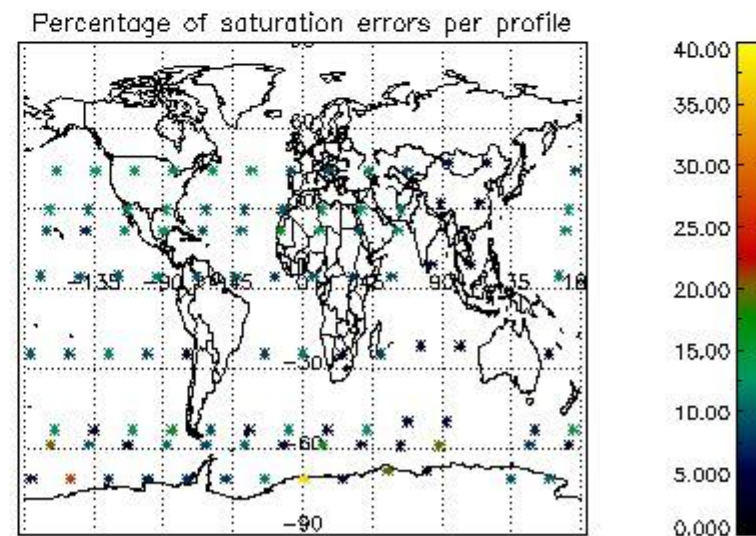
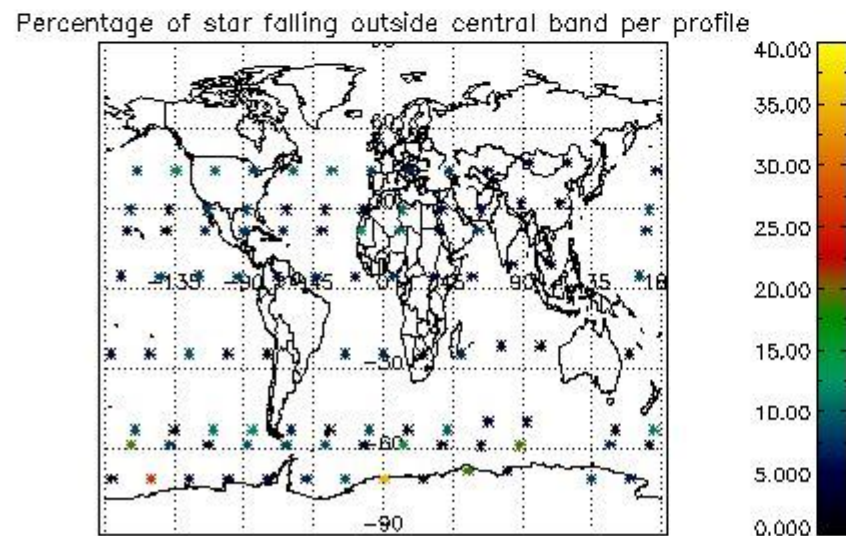
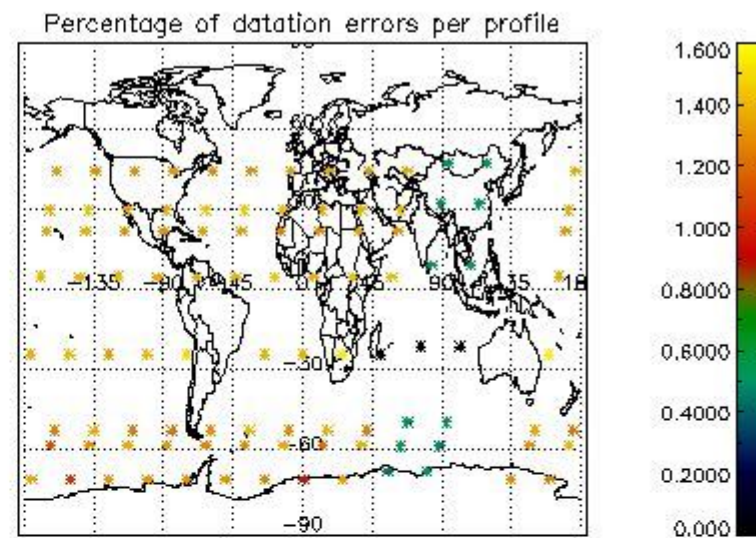
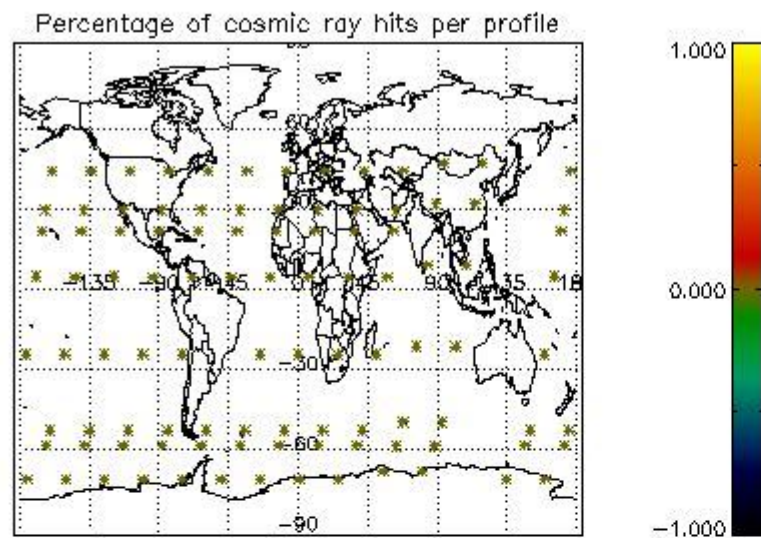


4.2 Plot quality information per product coming from level 1b processing (world map)

4.2.1 Plot level 1 quality information per product (world map): ENVISAT ASCENDING passes



4.2.2 Plot level 1 quality information per product (world map): ENVISAT DESCENDING passes



5. Trace gas profiles

5.1 Ozone statistics based on quality of products

The final quality of the products can be "measured" using the STD (Standard Deviation) attached to every point profile. This information is written to the parameter GOM_NL__2P/NL_LOCAL_SPECIES_DENSITY/o3_std of the level 2 products. The table below shows the statistics for given STD ranges.

The statistics are given with respect to the overall valid production:

- Products without fatal errors: GOM_NL__2P/MPH/PRODUCT_ERR=0
- Valid point profile: GOM_NL__2P/NL_LOCAL_SPECIES_DENSITY/pcd(0)=0

The 'Criteria' is applied to valid points of dark limb products:

- Products in dark limb illumination condition: GOM_NL__2P/NL_SUMMARY_QUALITY/obs_ill_cond=0
- Products without fatal errors: GOM_NL__2P/MPH/PRODUCT_ERR=0
- Valid point profile: GOM_NL__2P/NL_LOCAL_SPECIES_DENSITY/pcd(0)=0

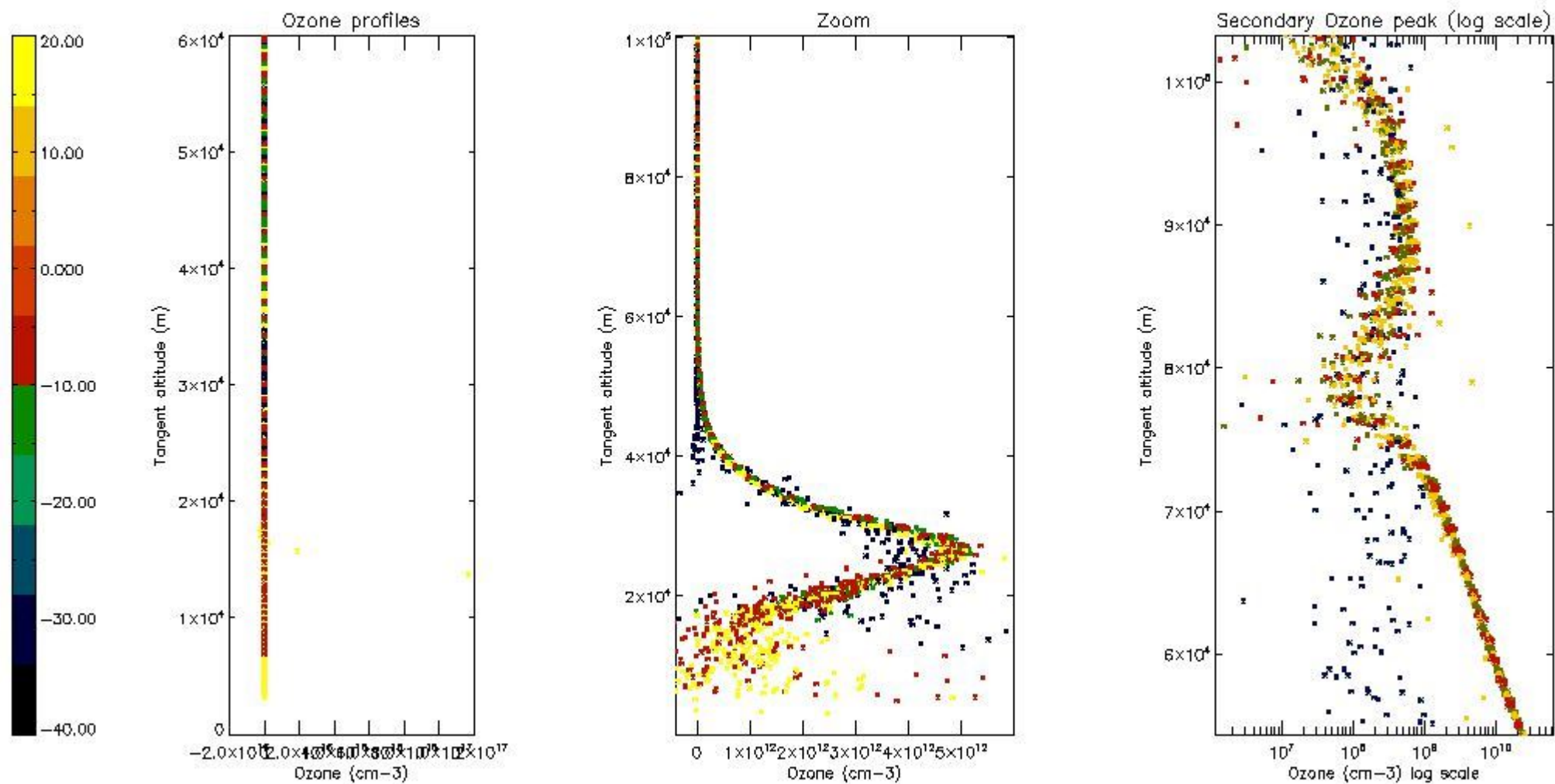
So, the table below shows the percentage of dark limb and valid observations for each criteria with respect to the overall valid daily observations.

Criteria	% of total production
All STD	28
STD < 20	15

STD < 10	12
STD < 5	7

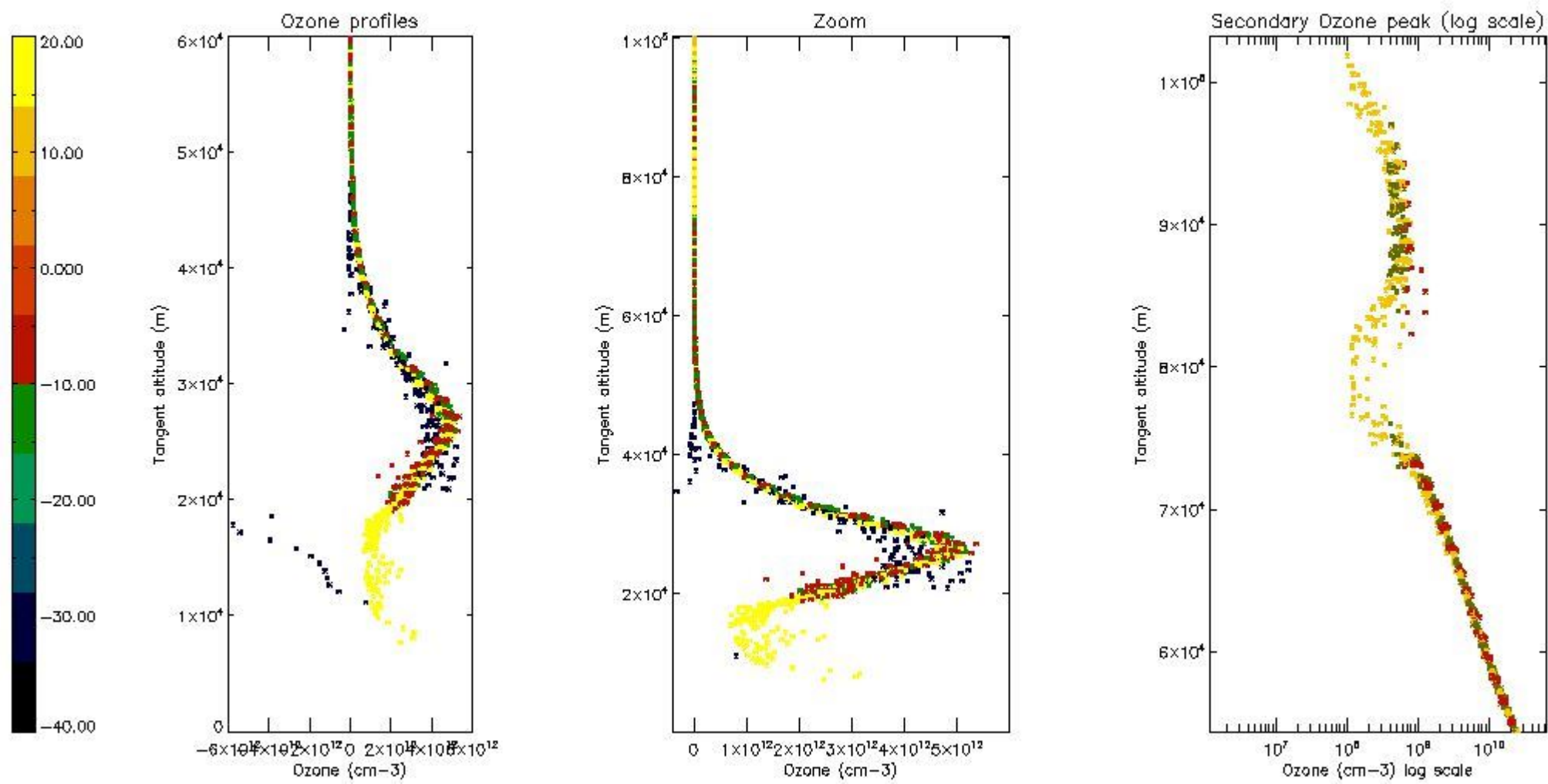
5.2 Plot ozone profiles for all STD (dark without errors)

The colorbar represents the latitude.



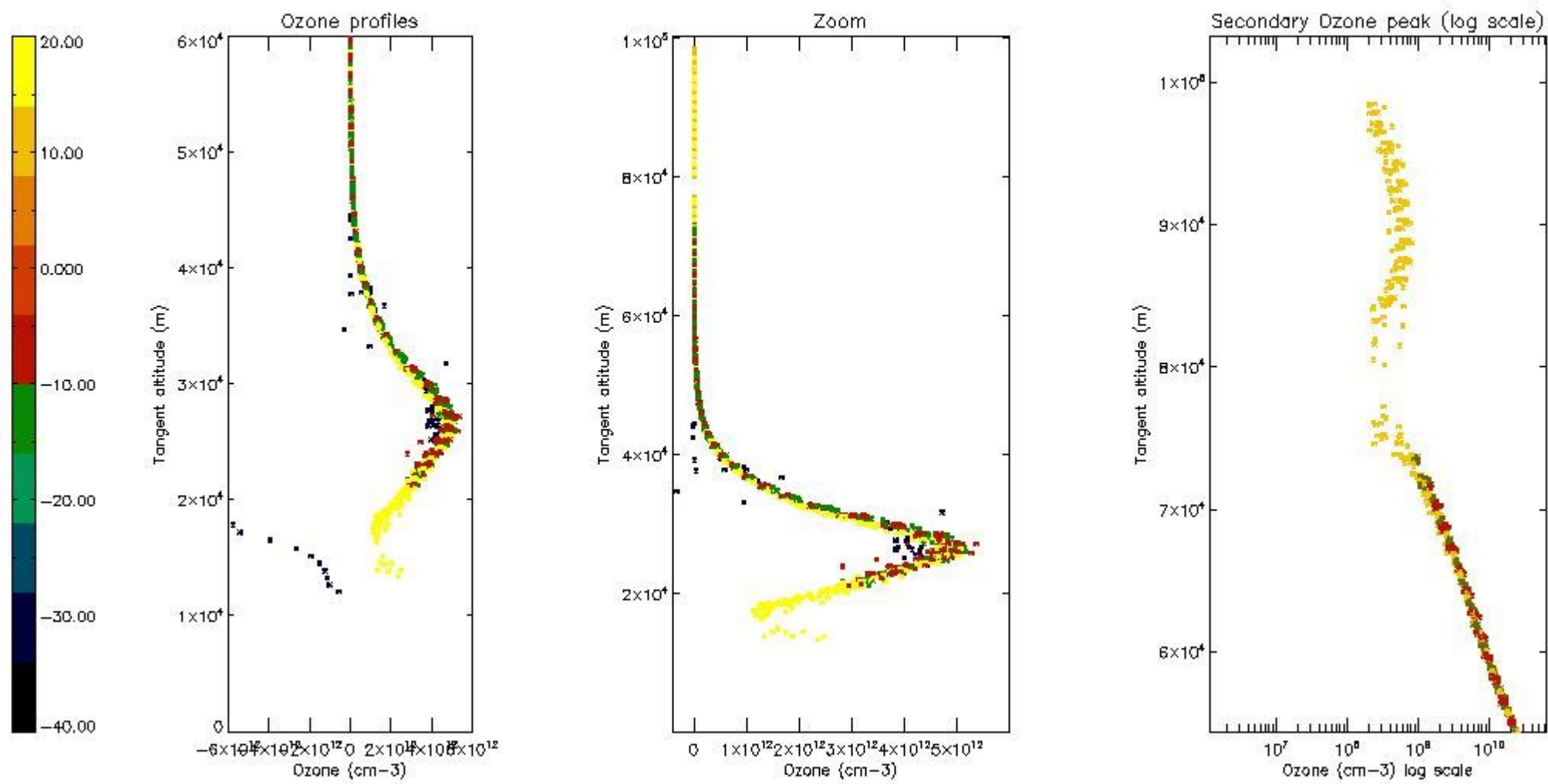
5.3 Plot ozone profiles where STD < 20% (dark without errors)

The colorbar represents the latitude.



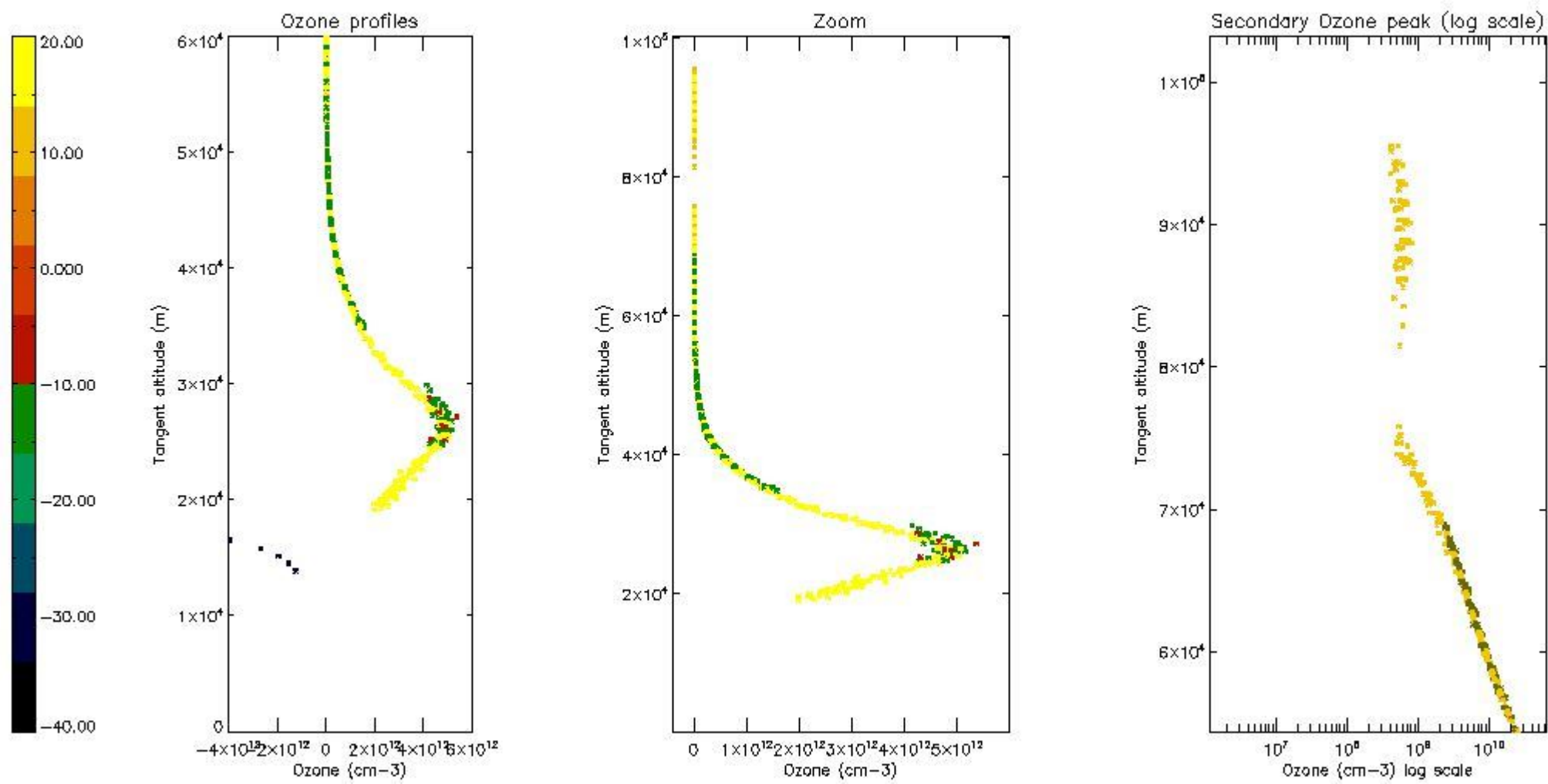
5.4 Plot ozone profiles where STD < 10% (dark without errors)

The colorbar represents the latitude.



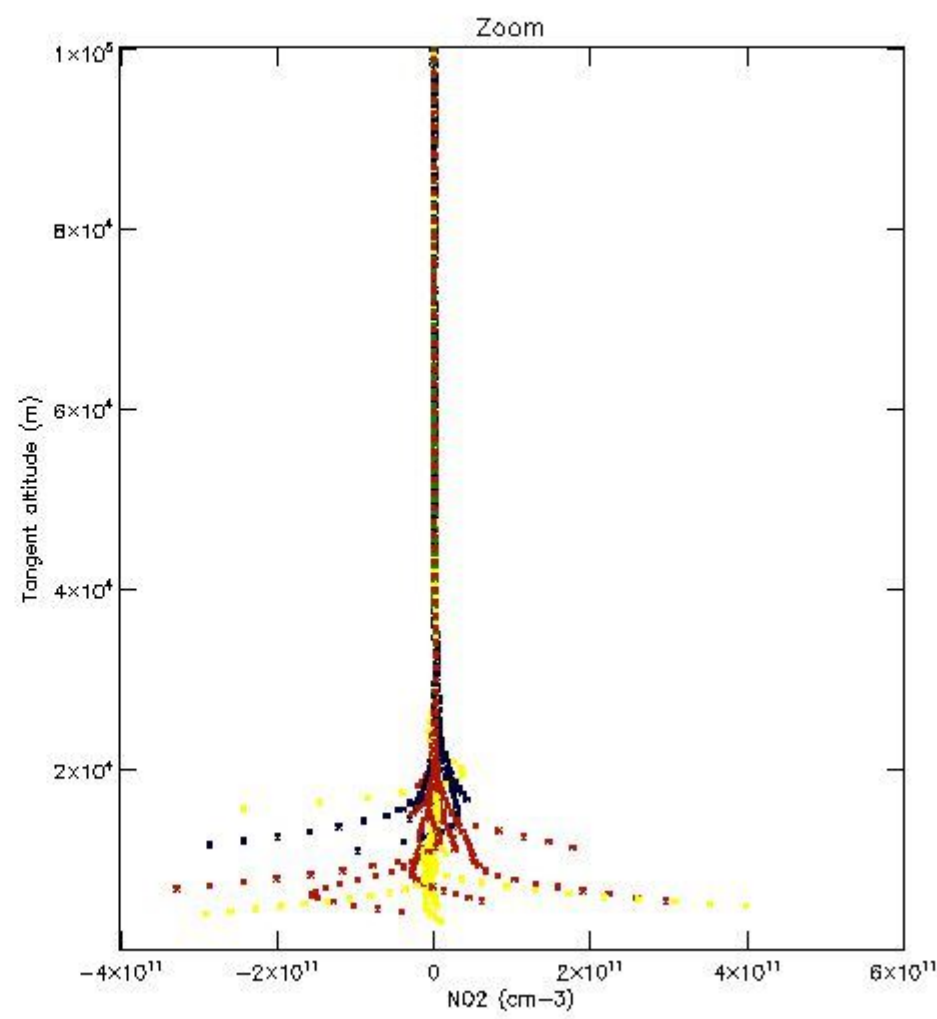
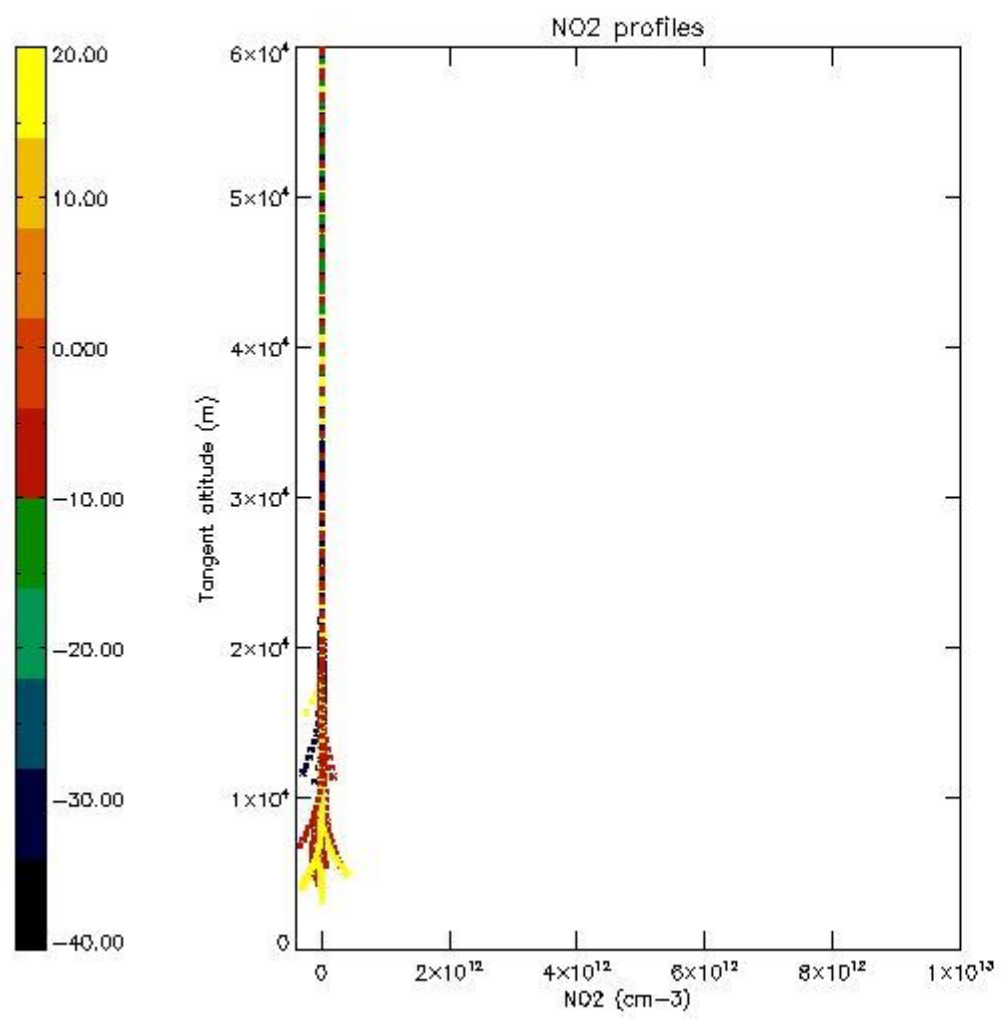
5.5 Plot ozone profiles where STD < 5% (dark without errors)

The colorbar represents the latitude.



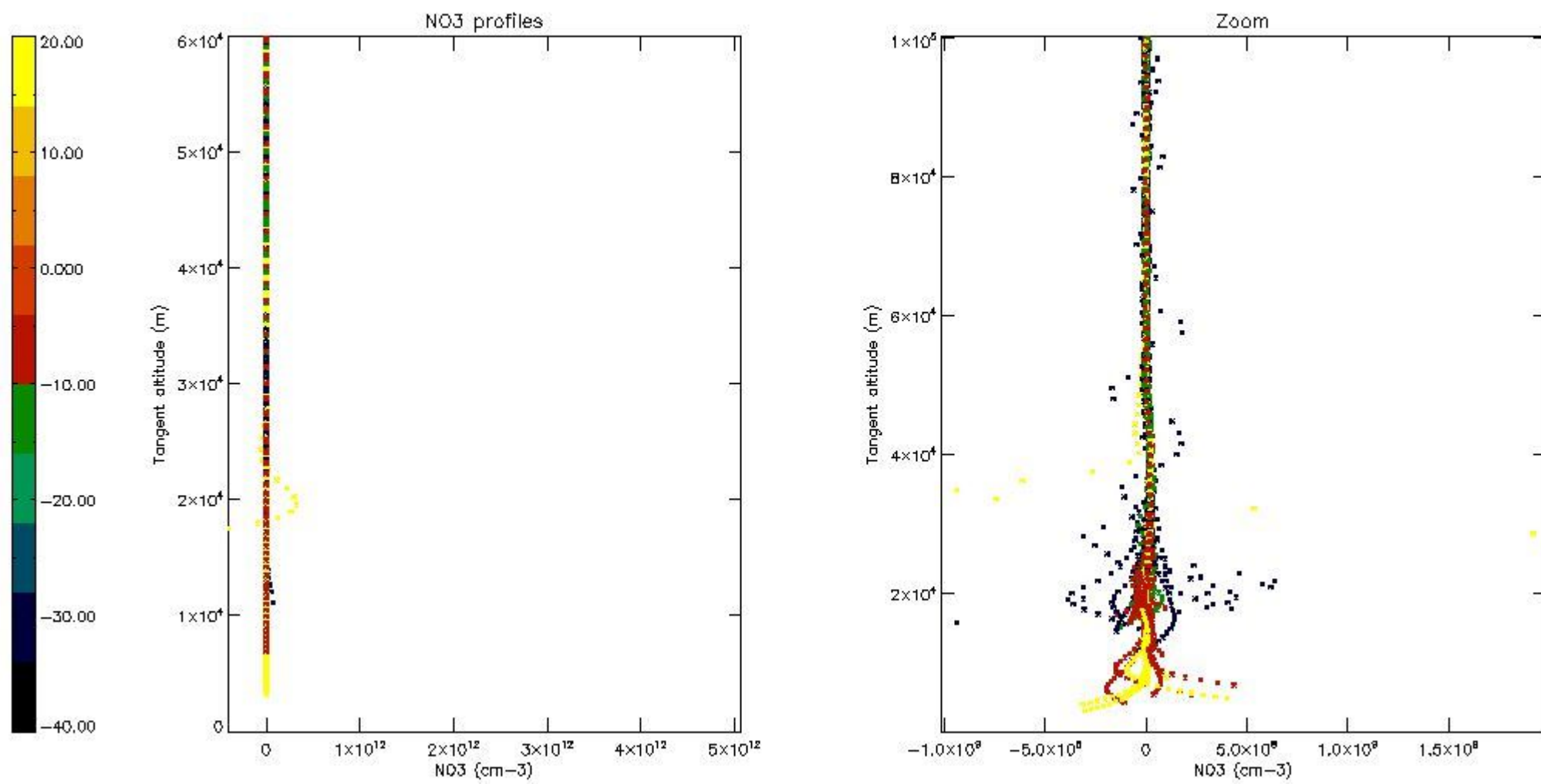
5.6 Plot NO₂ profiles for all STD (dark without errors)

The colorbar represents the latitude.



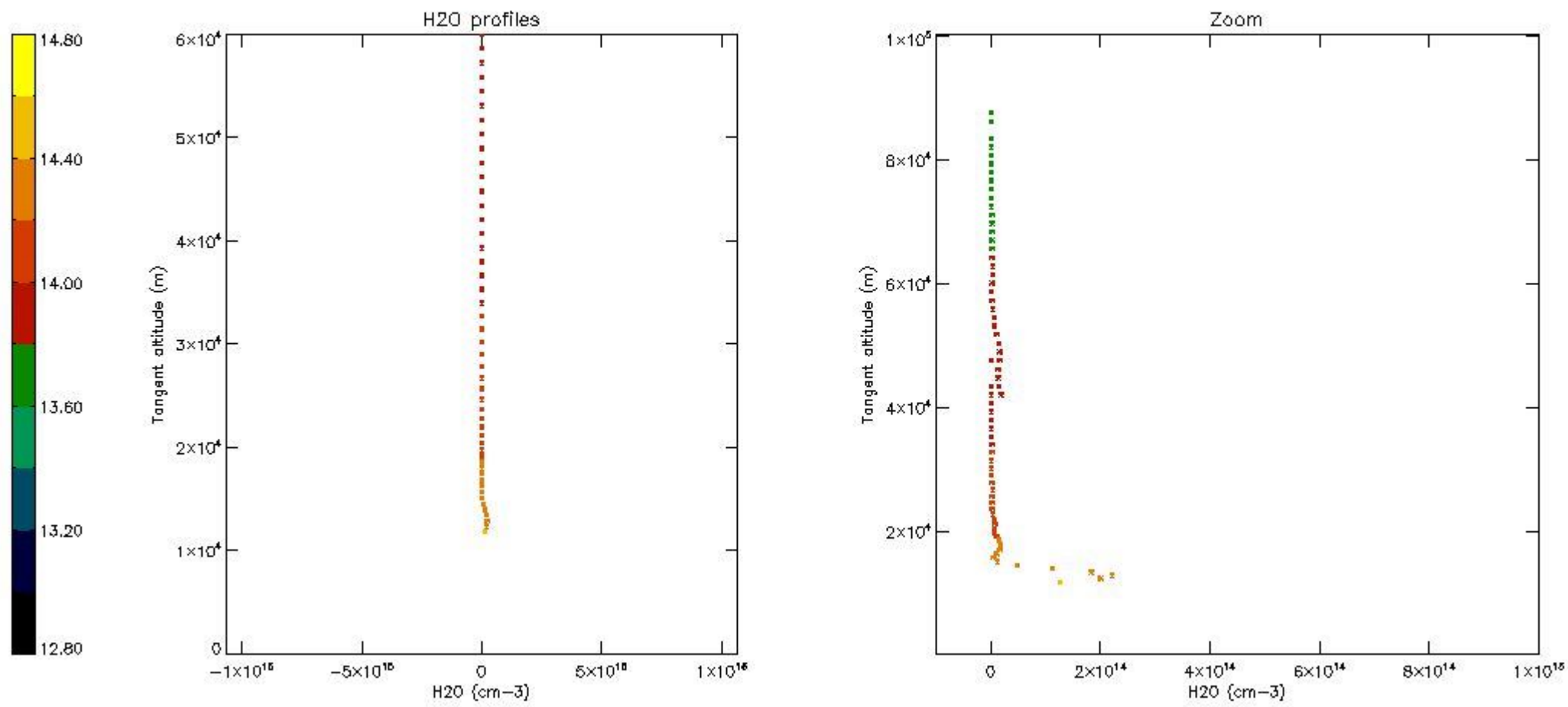
5.7 Plot NO3 profiles for all STD (dark without errors)

The colorbar represents the latitude.



5.8 Plot H₂O profiles for all STD (only for occultations of stars 1,2,3,4,13,14,16,26,63 dark without errors)

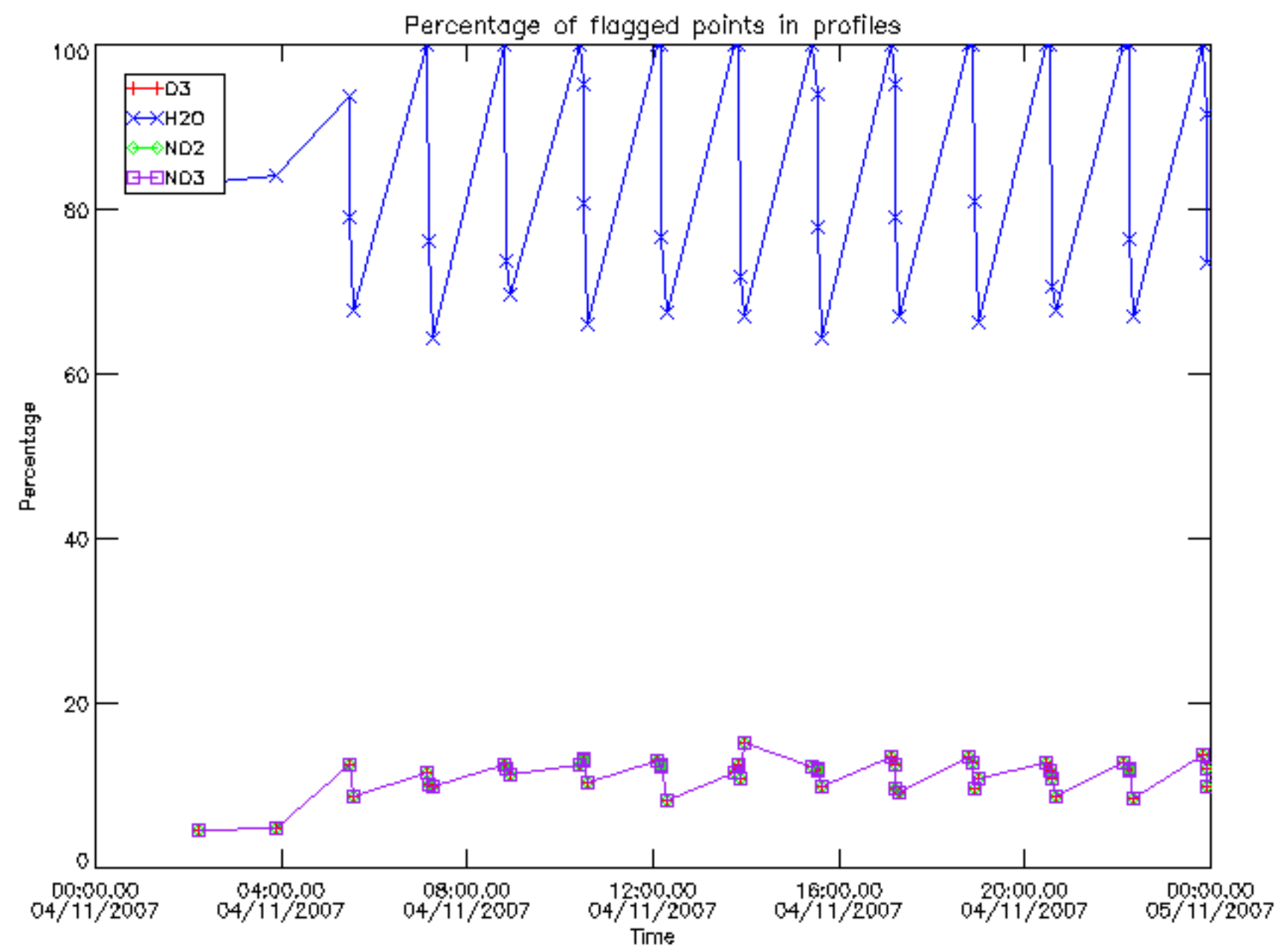
The colorbar represents the latitude.



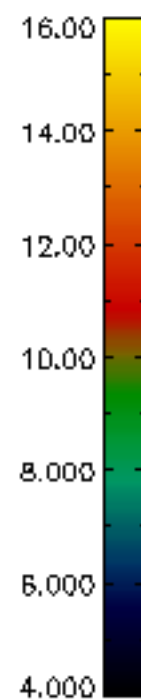
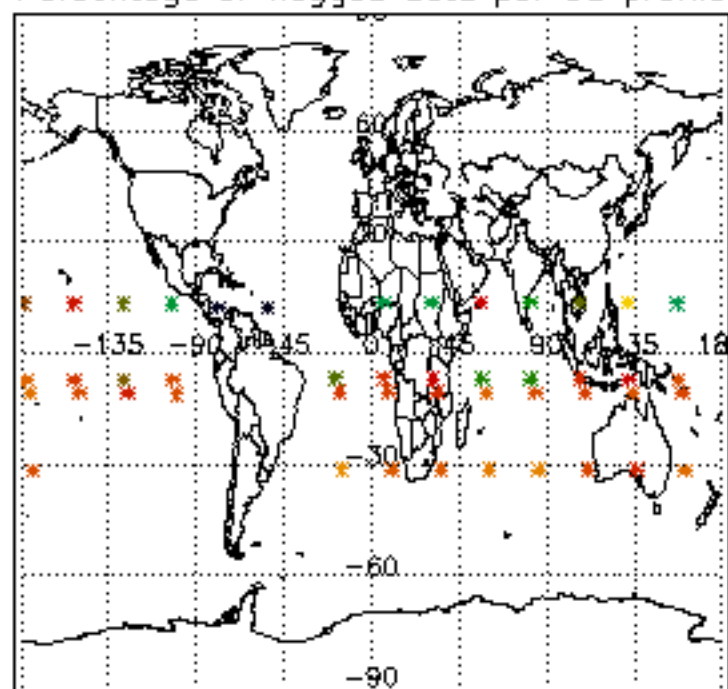
6. Auxiliary Data Files used for the production reported in section 2

The number reported in the third column indicates since which file (see list in section 2) the corresponding auxiliary file has been used. The fourth column is the date of those product files.

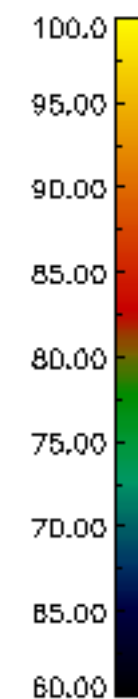
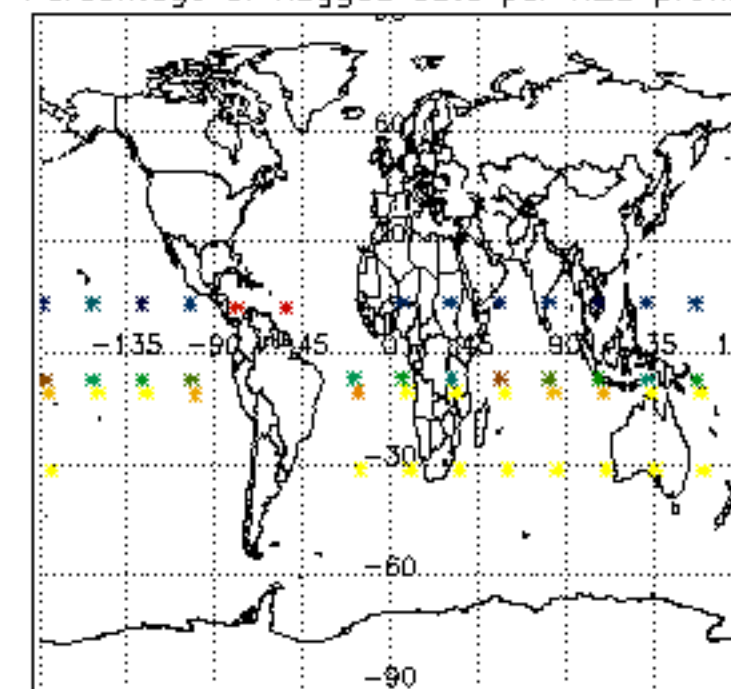
Type	Auxiliary Filename	Used since product	Used since product date
INST_PHYS_CHARACTERISTICS	GOM_INS_AXVIEC20091111_143220_20030716_120000_20500101_000000	1	04-NOV-2007 02:12:05
LEVEL-2_PROC_CONFIG	GOM_PR2_AXVIEC20091111_152718_20020301_000000_20500101_000000	1	04-NOV-2007 02:12:05
CROSS_SECTIONS_FILE	GOM_CRS_AXVIEC20091111_154832_20020301_000000_20500101_000000	1	04-NOV-2007 02:12:05



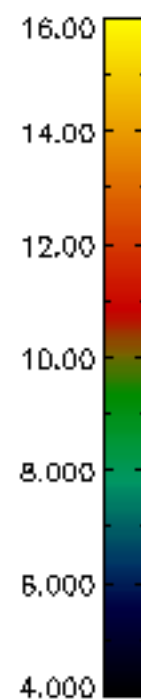
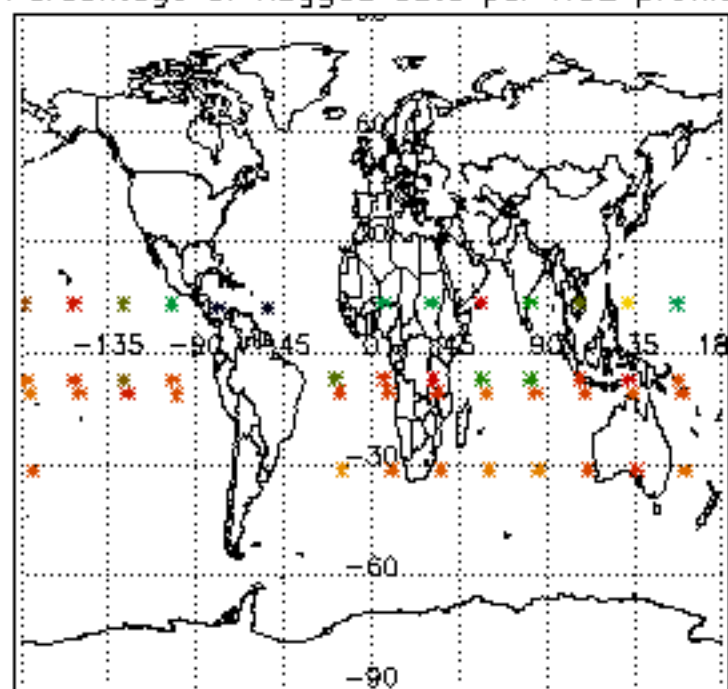
Percentage of flagged data per D3 profile



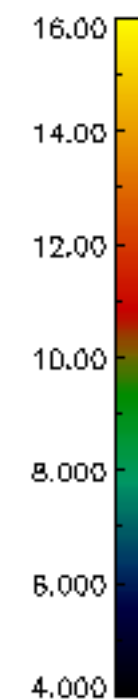
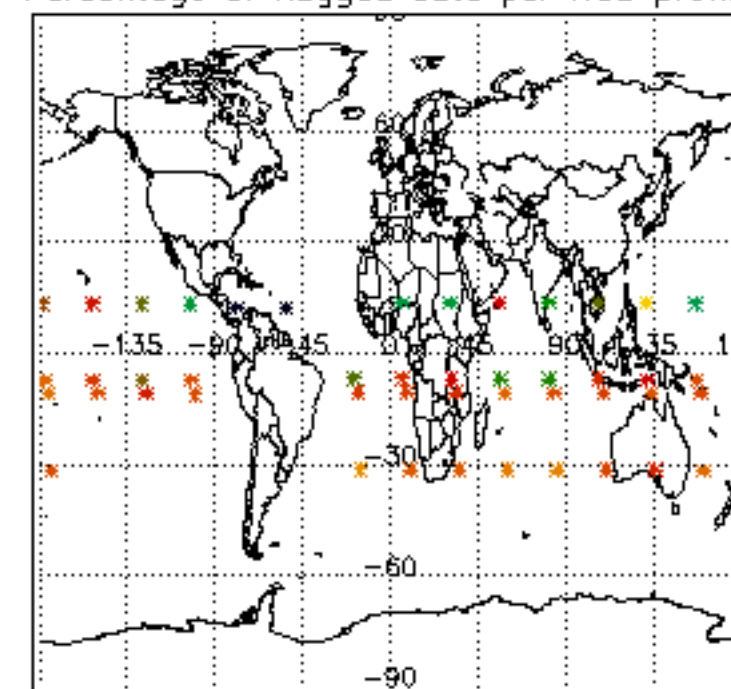
Percentage of flagged data per H2O profile

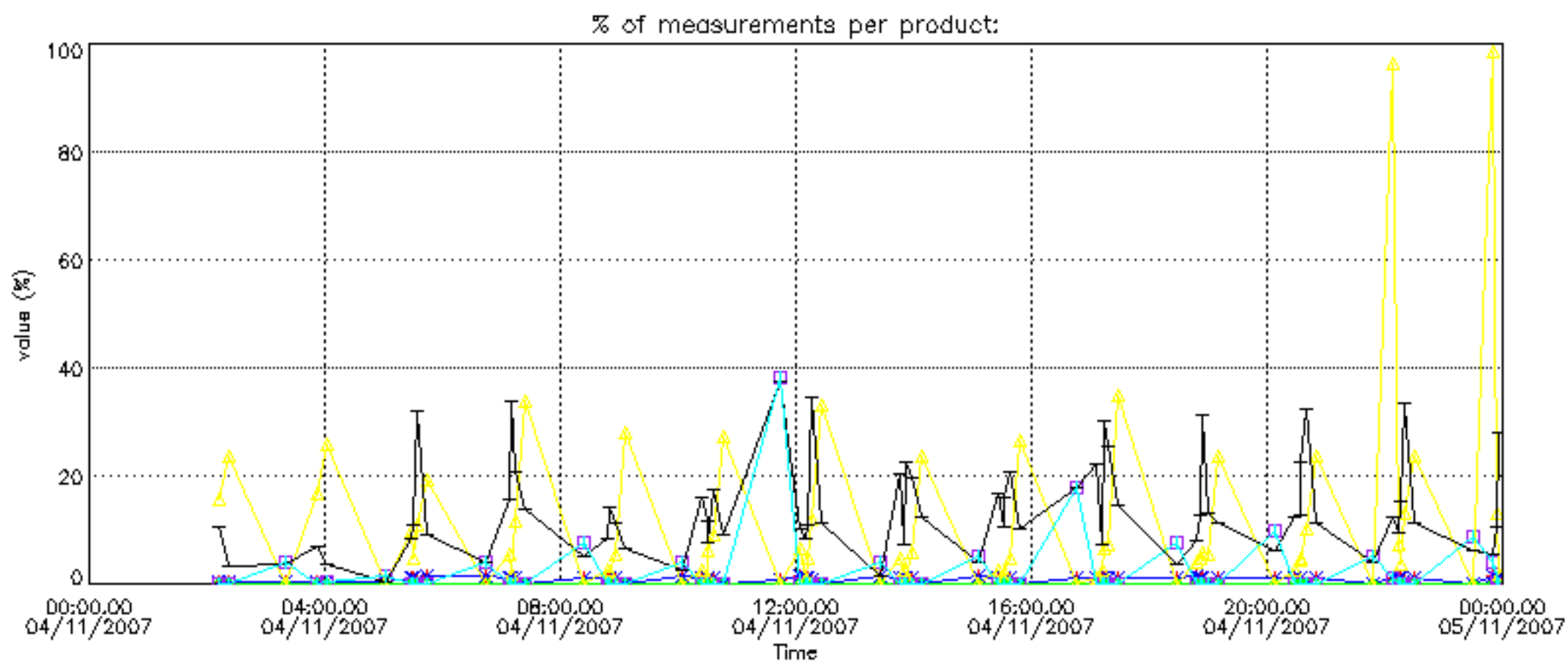


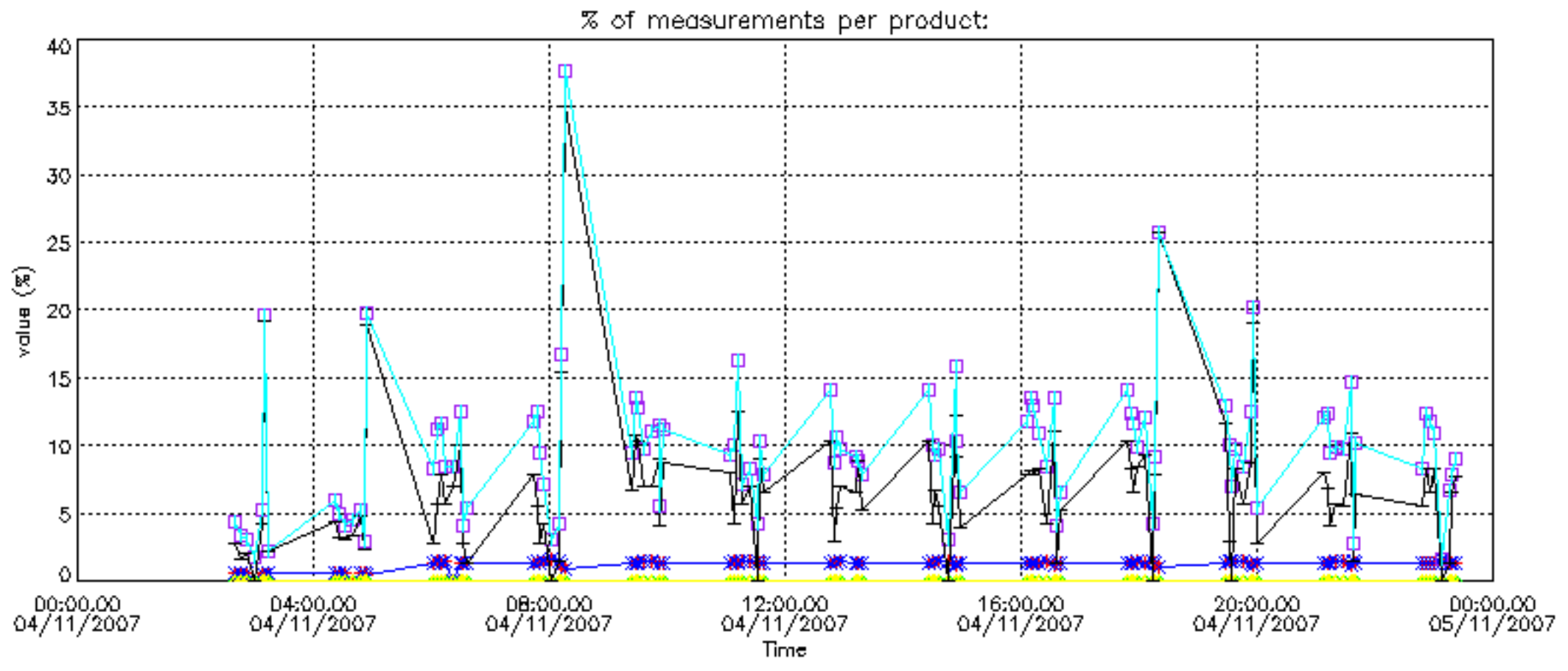
Percentage of flagged data per NO2 profile



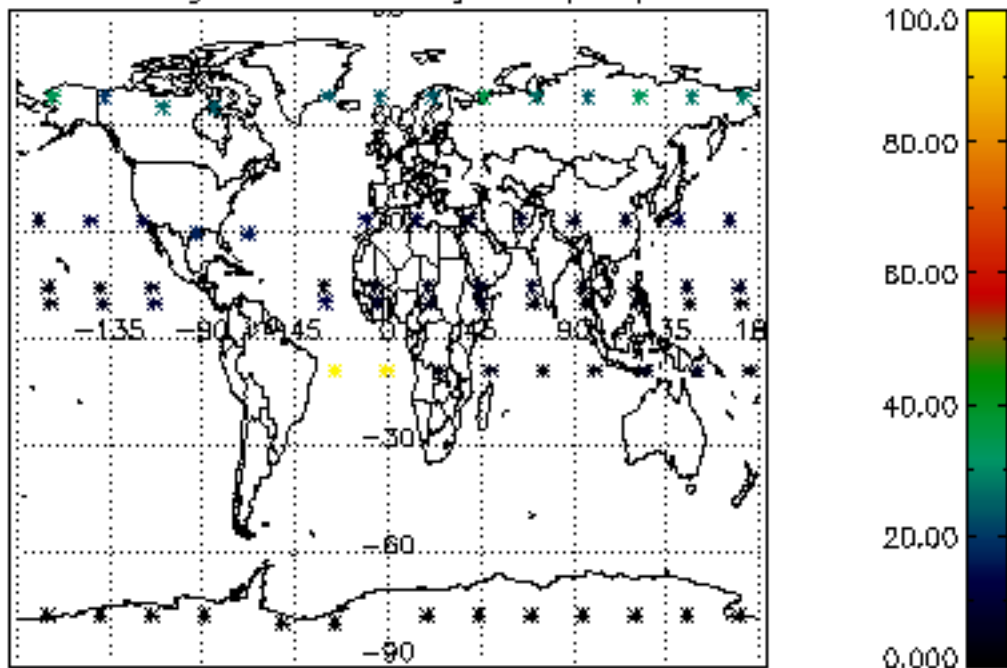
Percentage of flagged data per NO3 profile



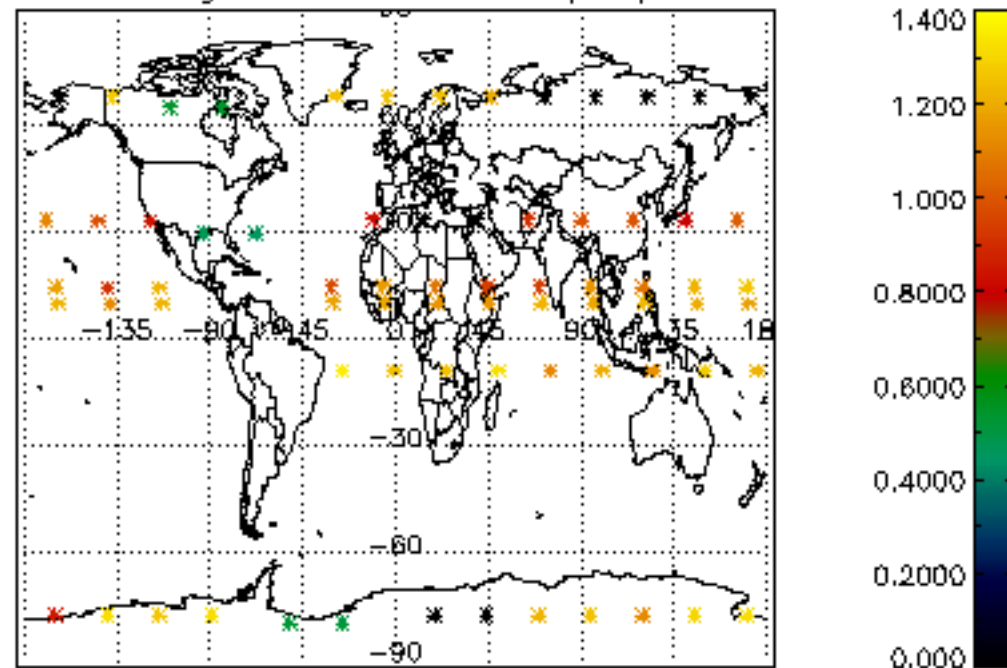




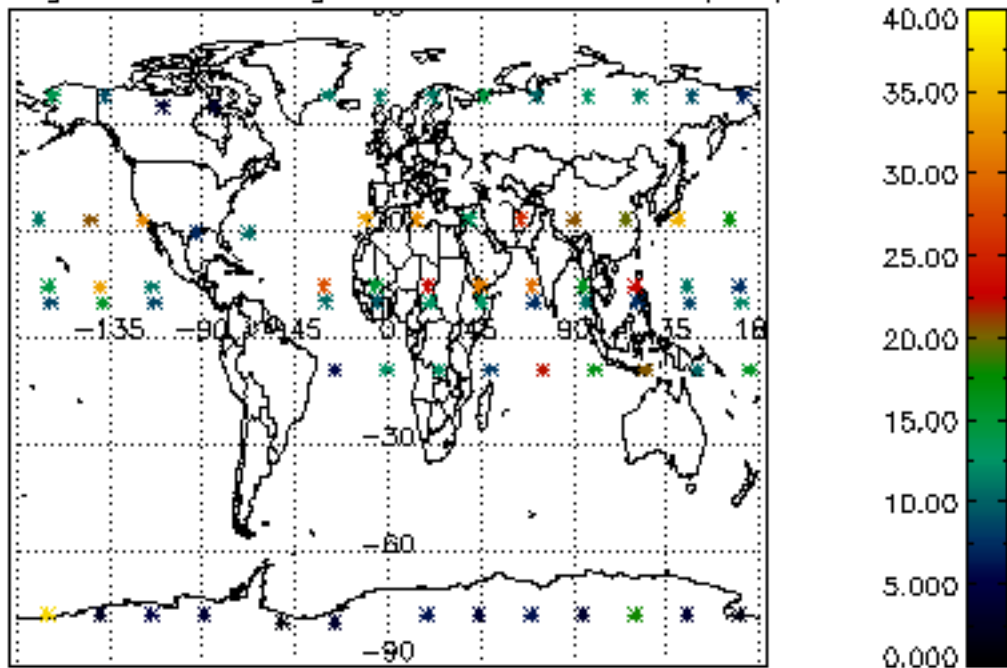
Percentage of cosmic ray hits per profile



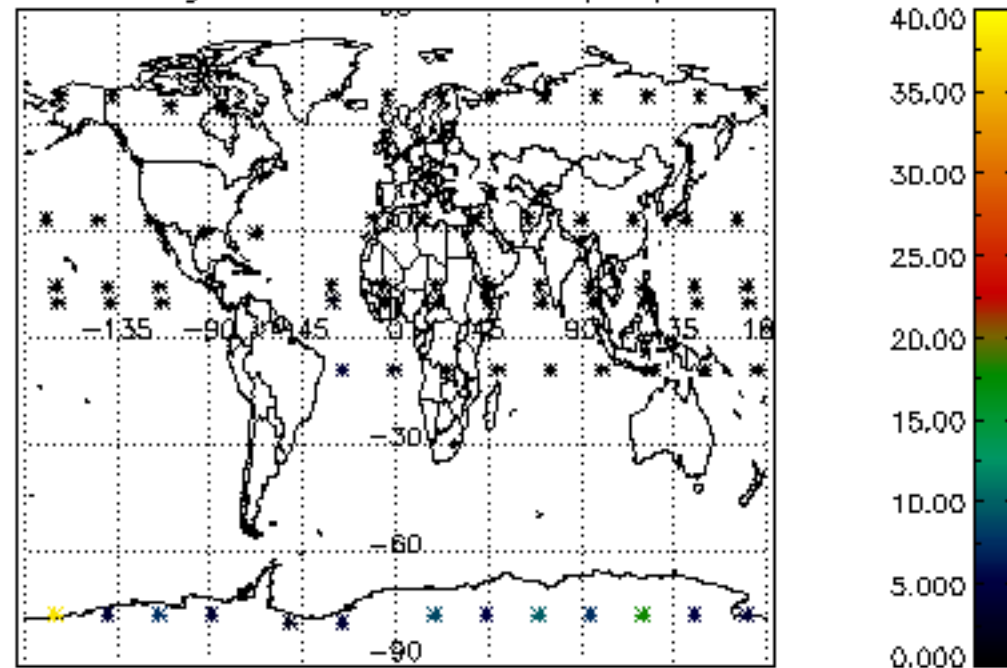
Percentage of datation errors per profile



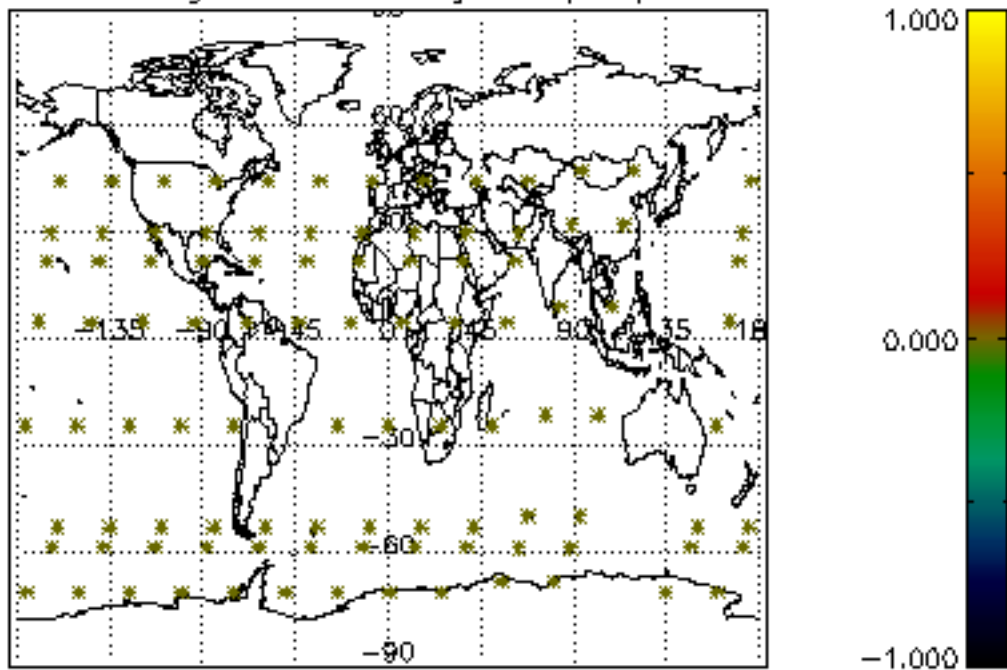
Percentage of star falling outside central band per profile



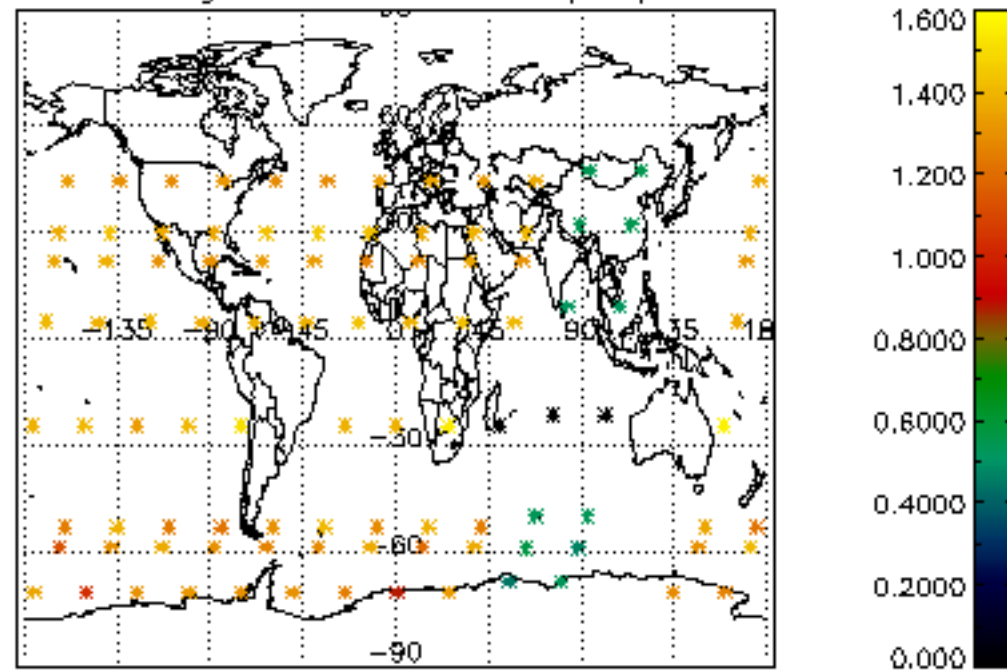
Percentage of saturation errors per profile



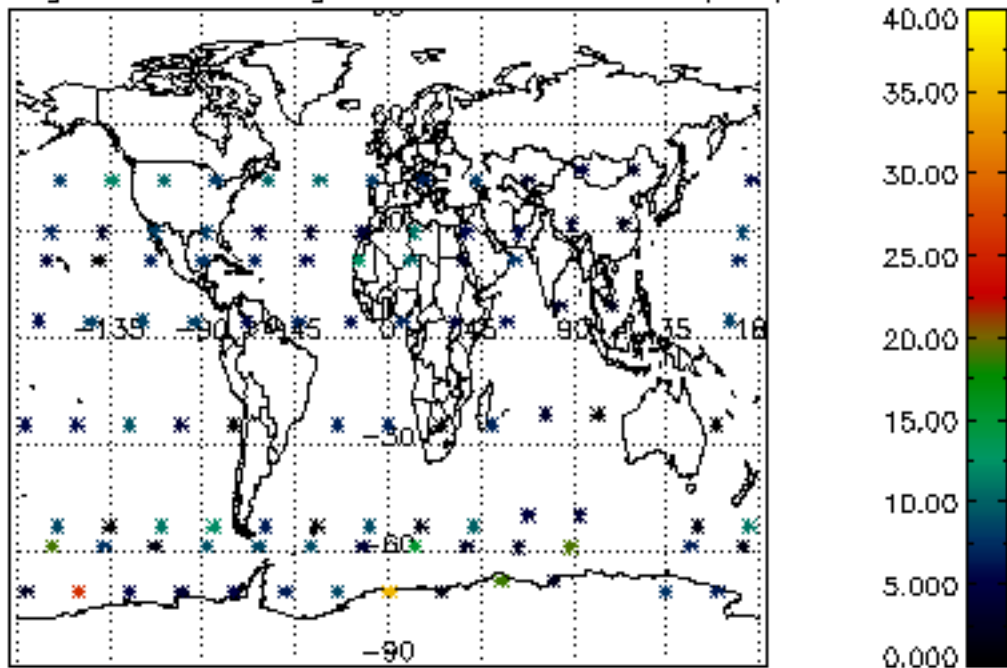
Percentage of cosmic ray hits per profile



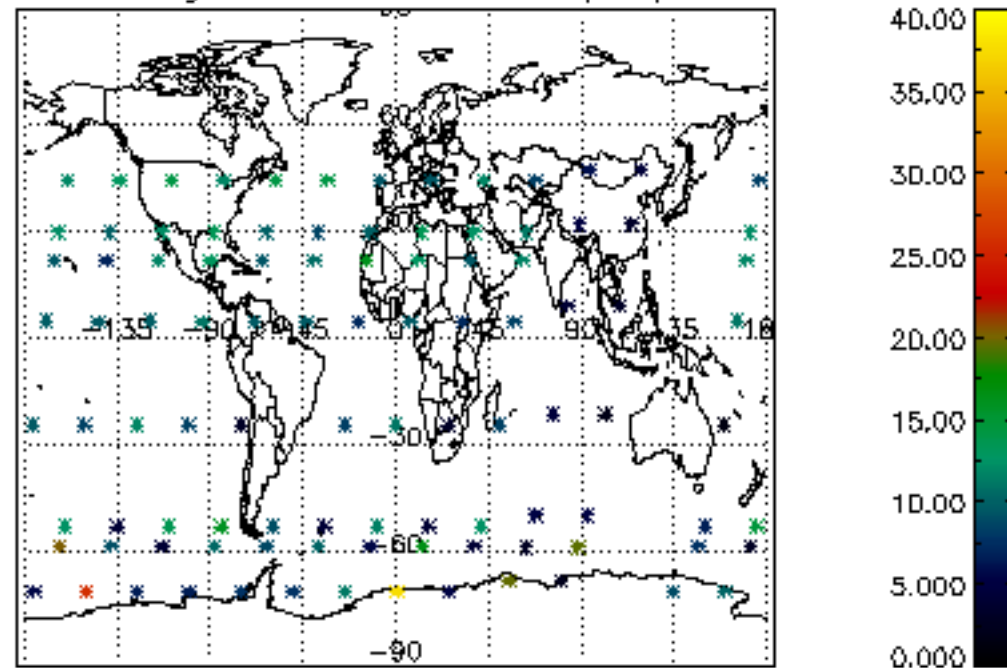
Percentage of datation errors per profile

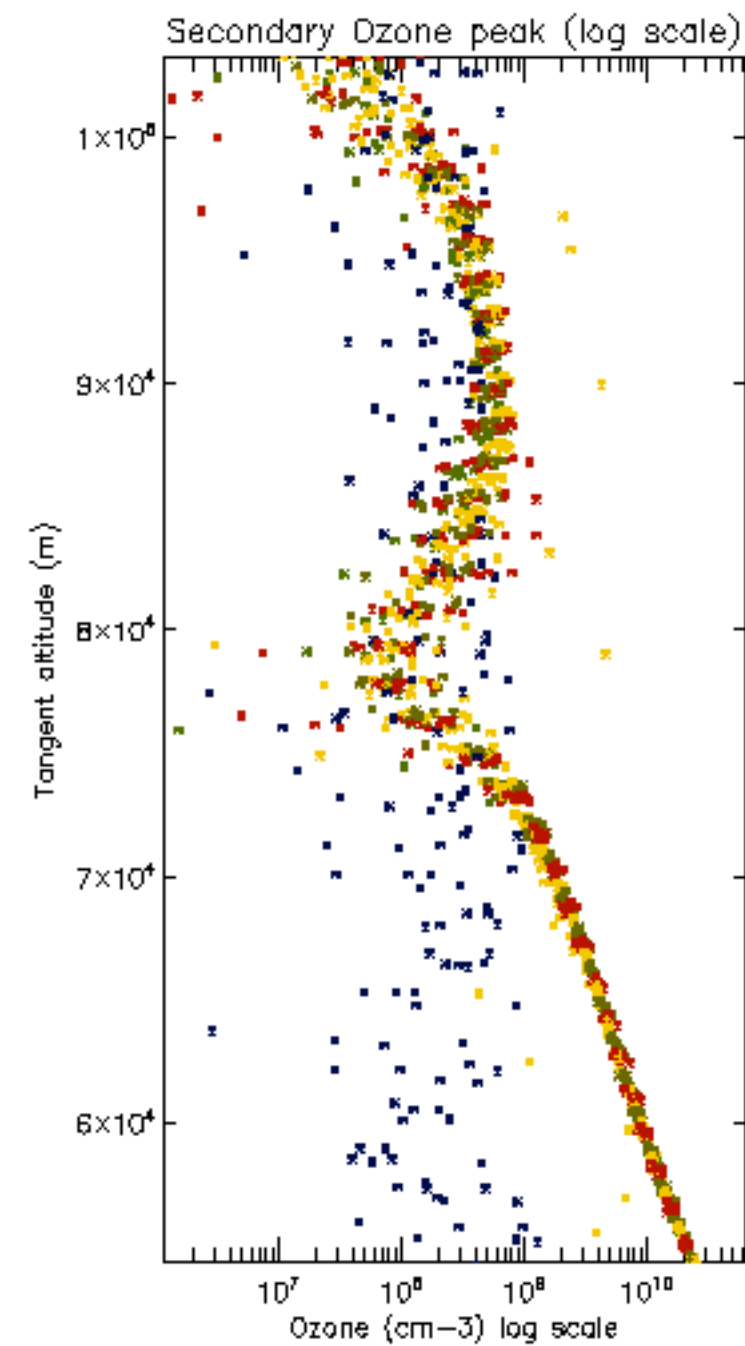
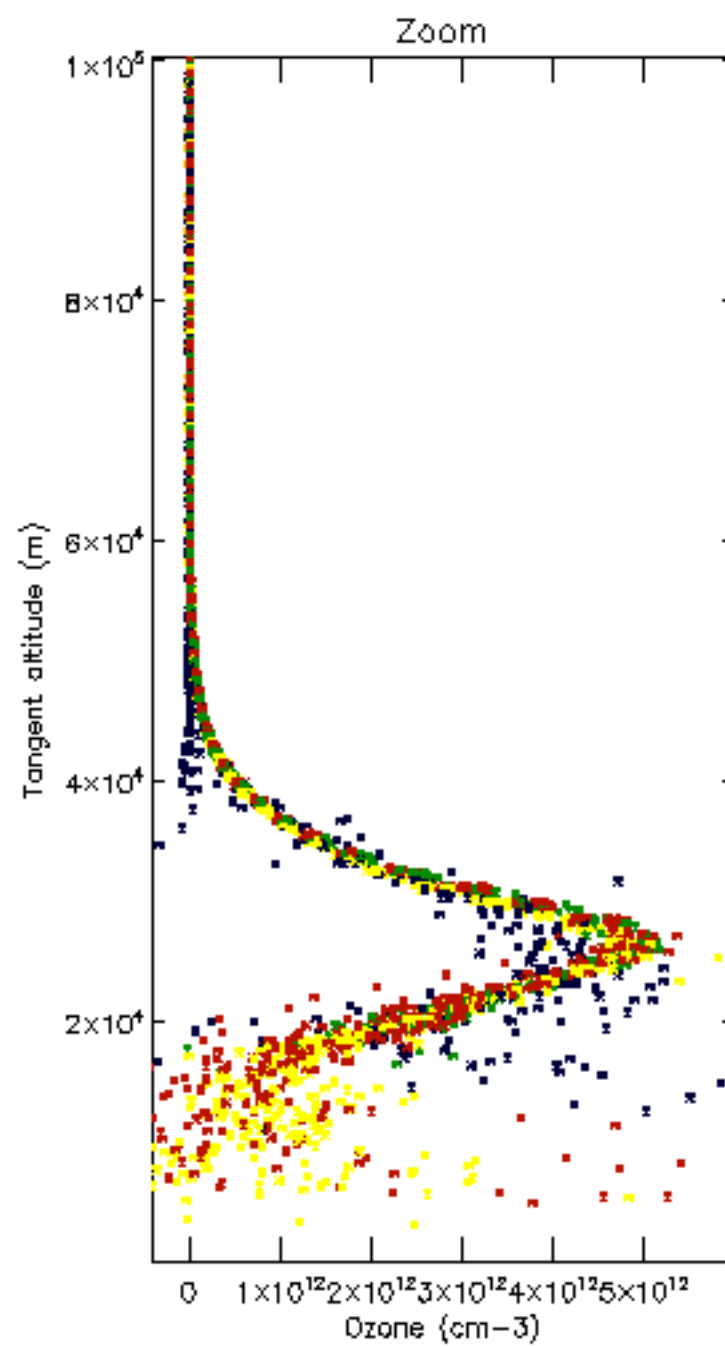
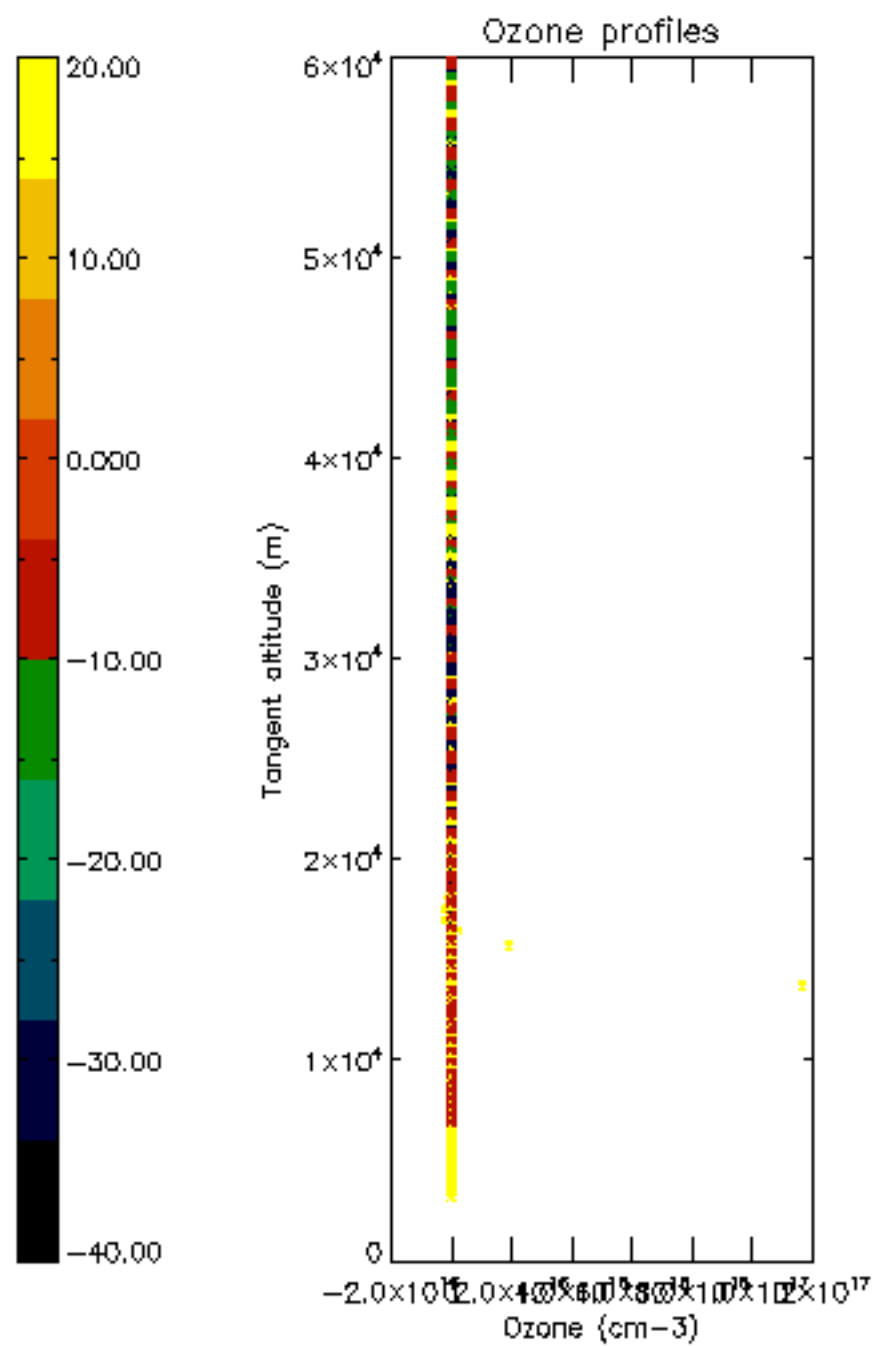


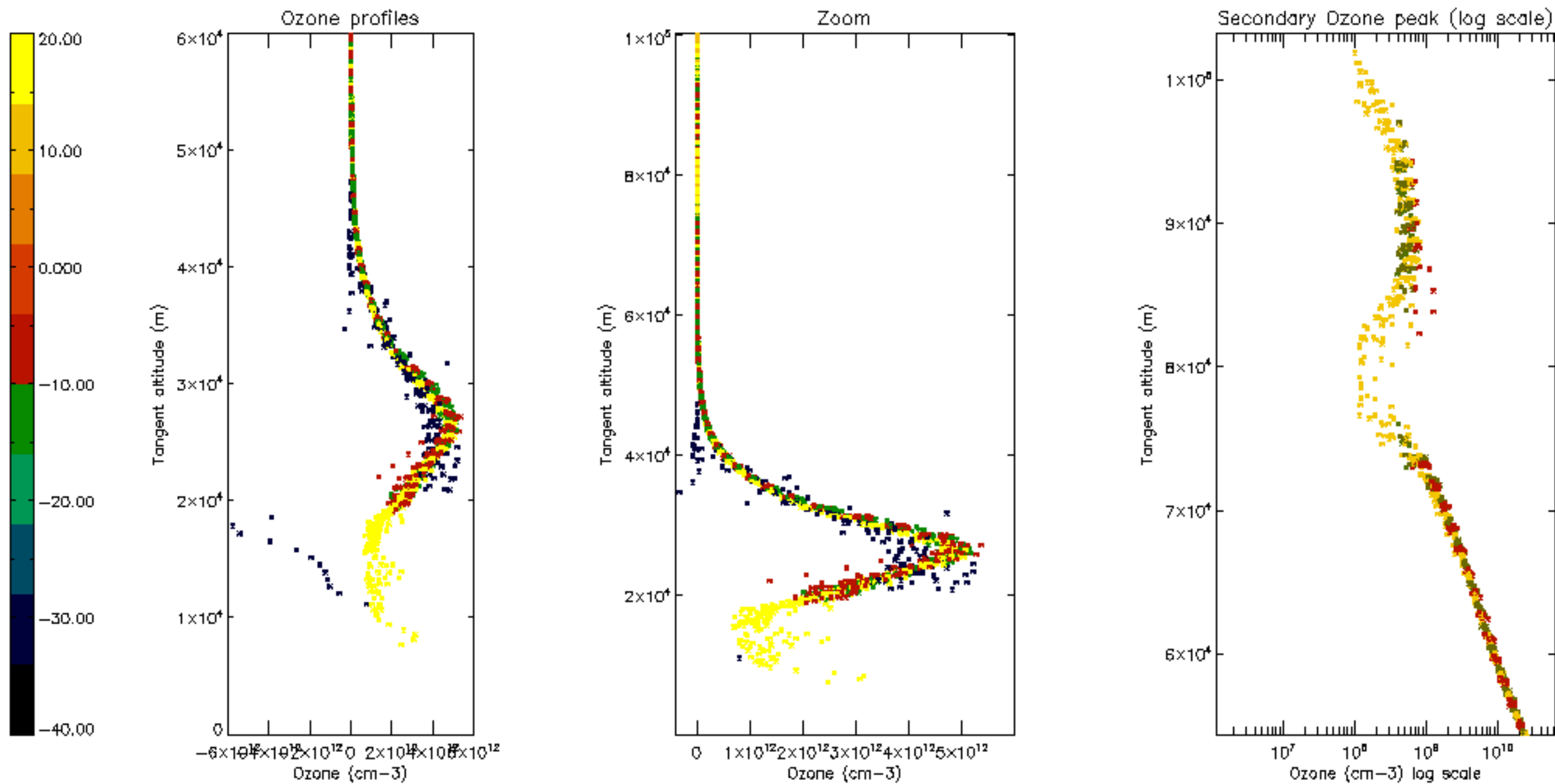
Percentage of star falling outside central band per profile

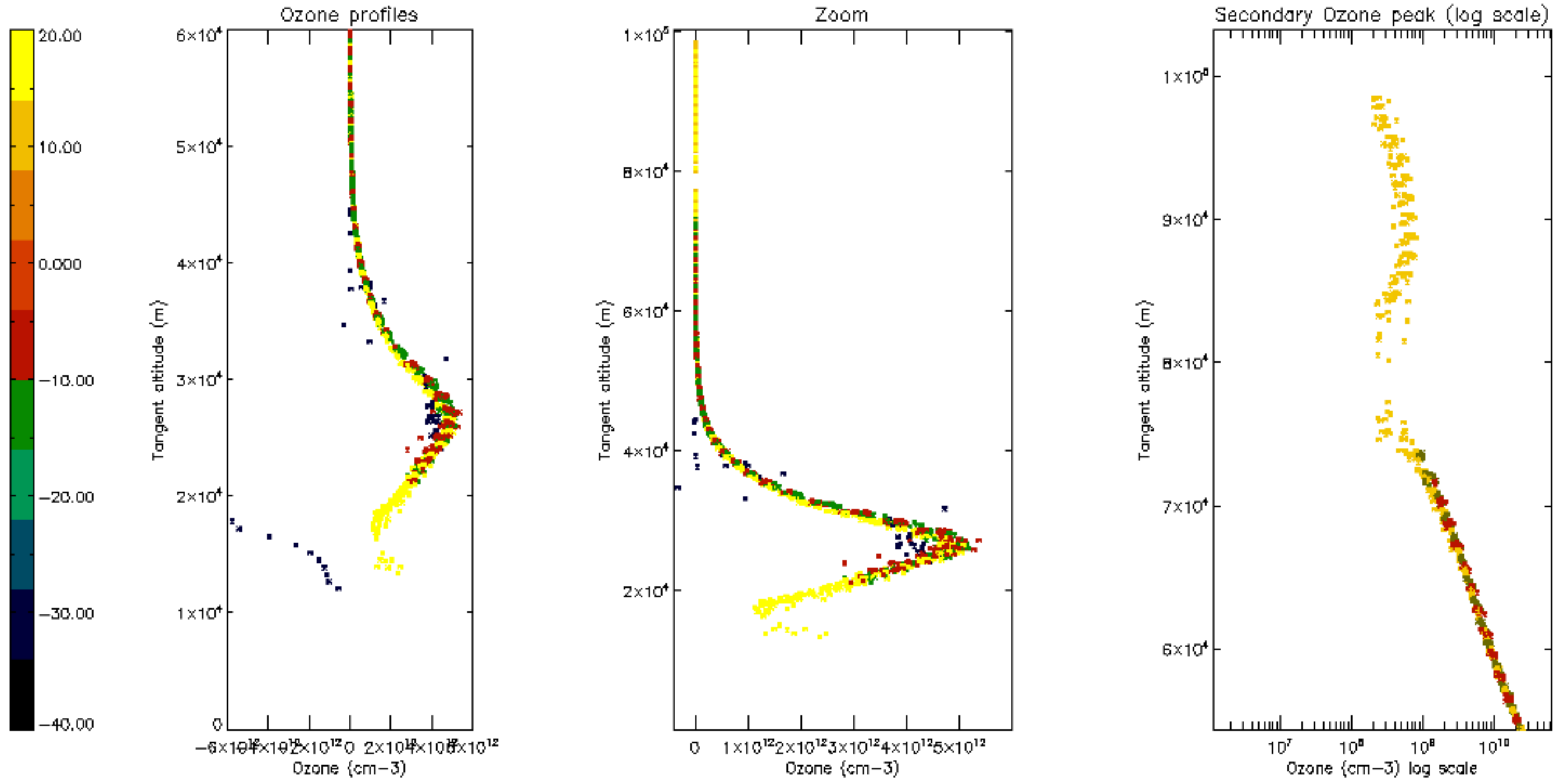


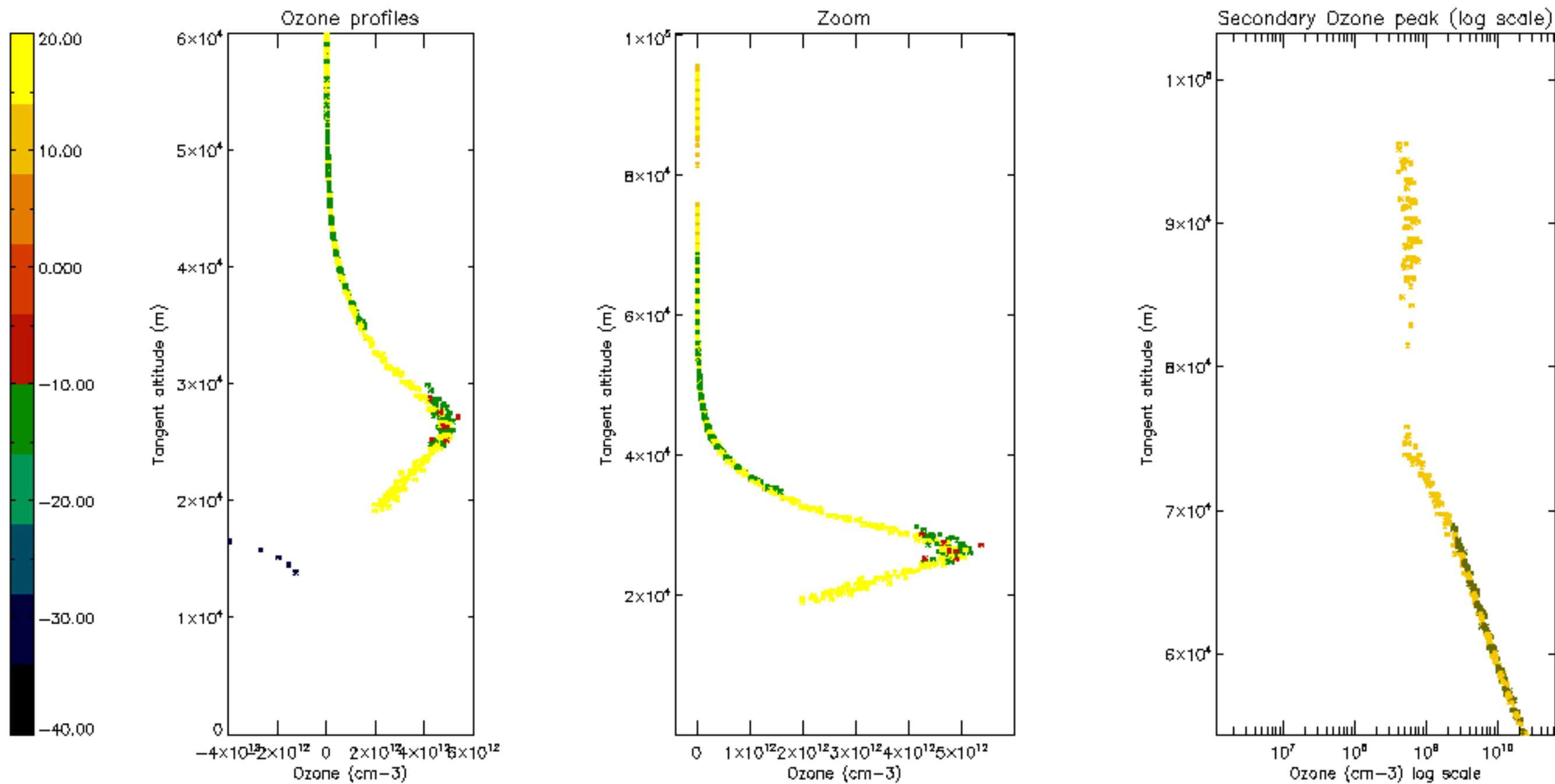
Percentage of saturation errors per profile

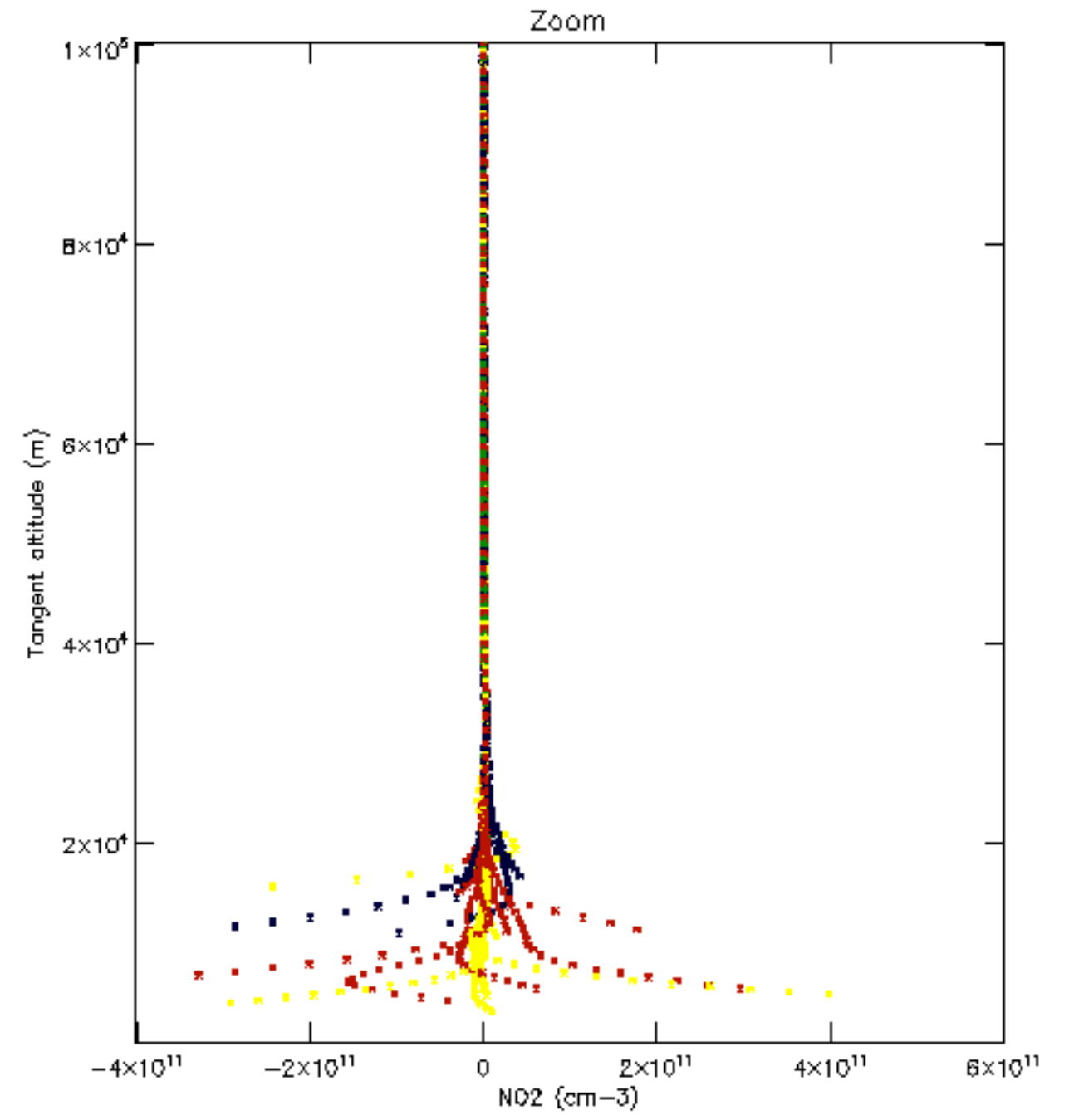
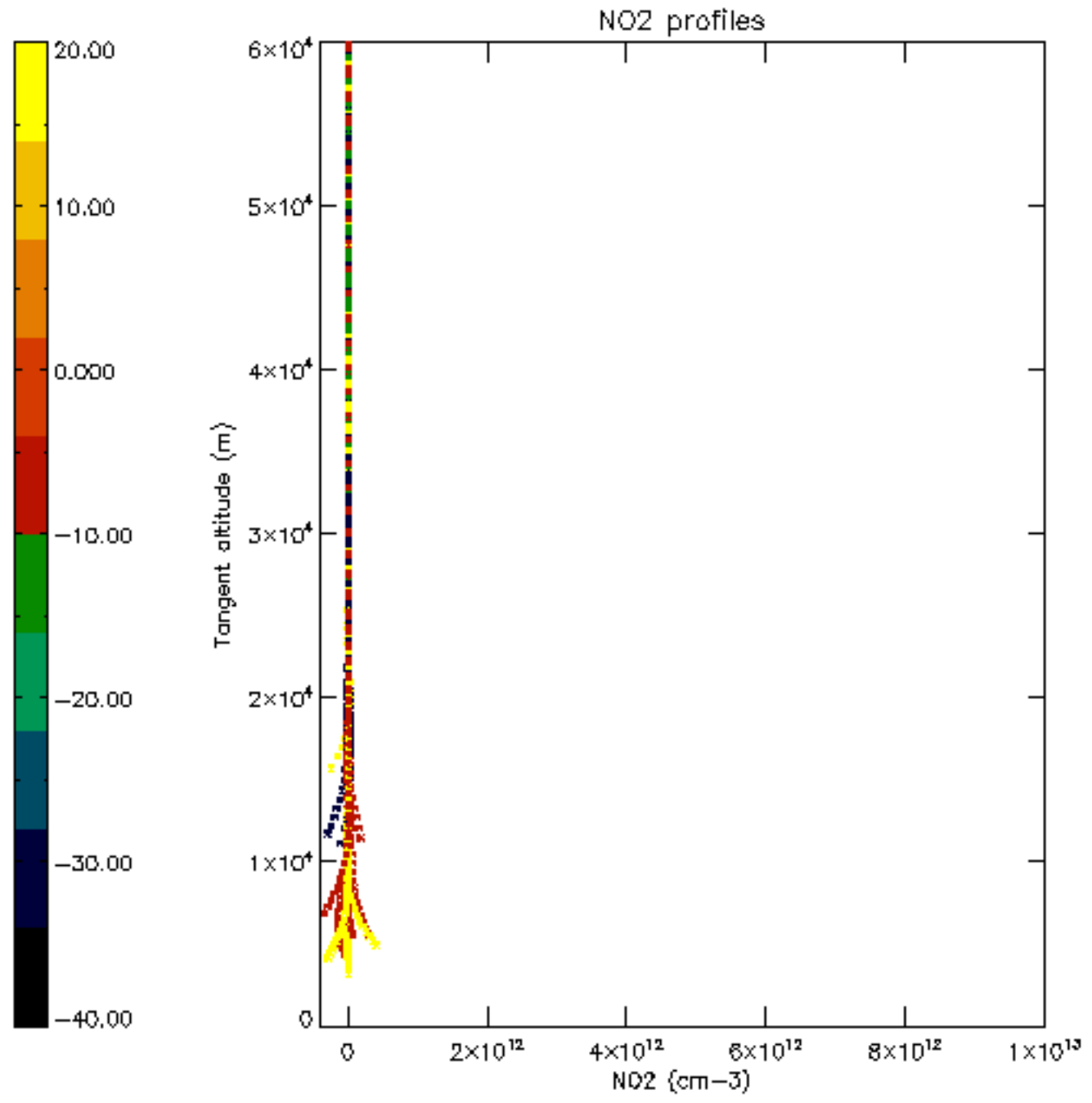


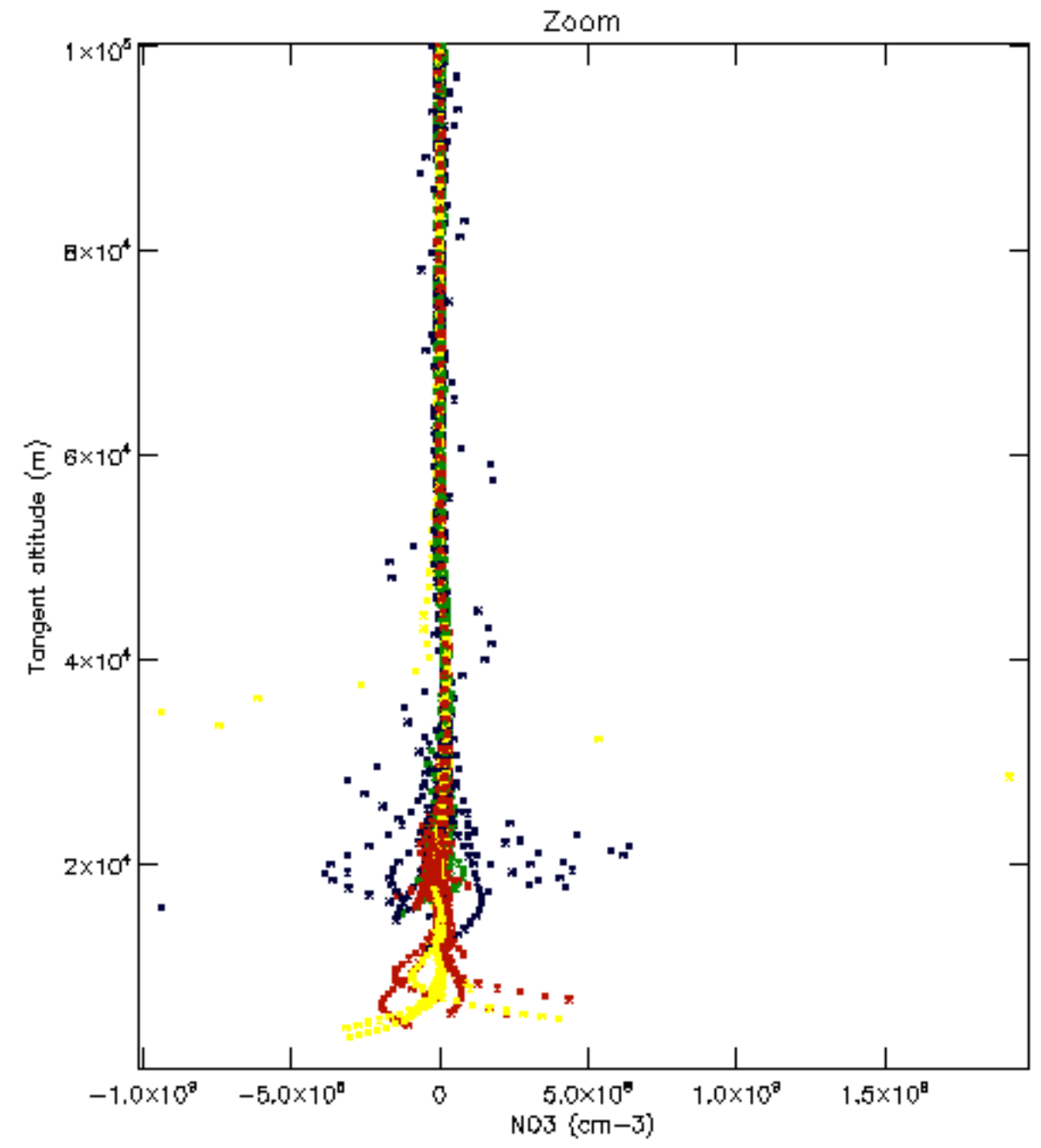
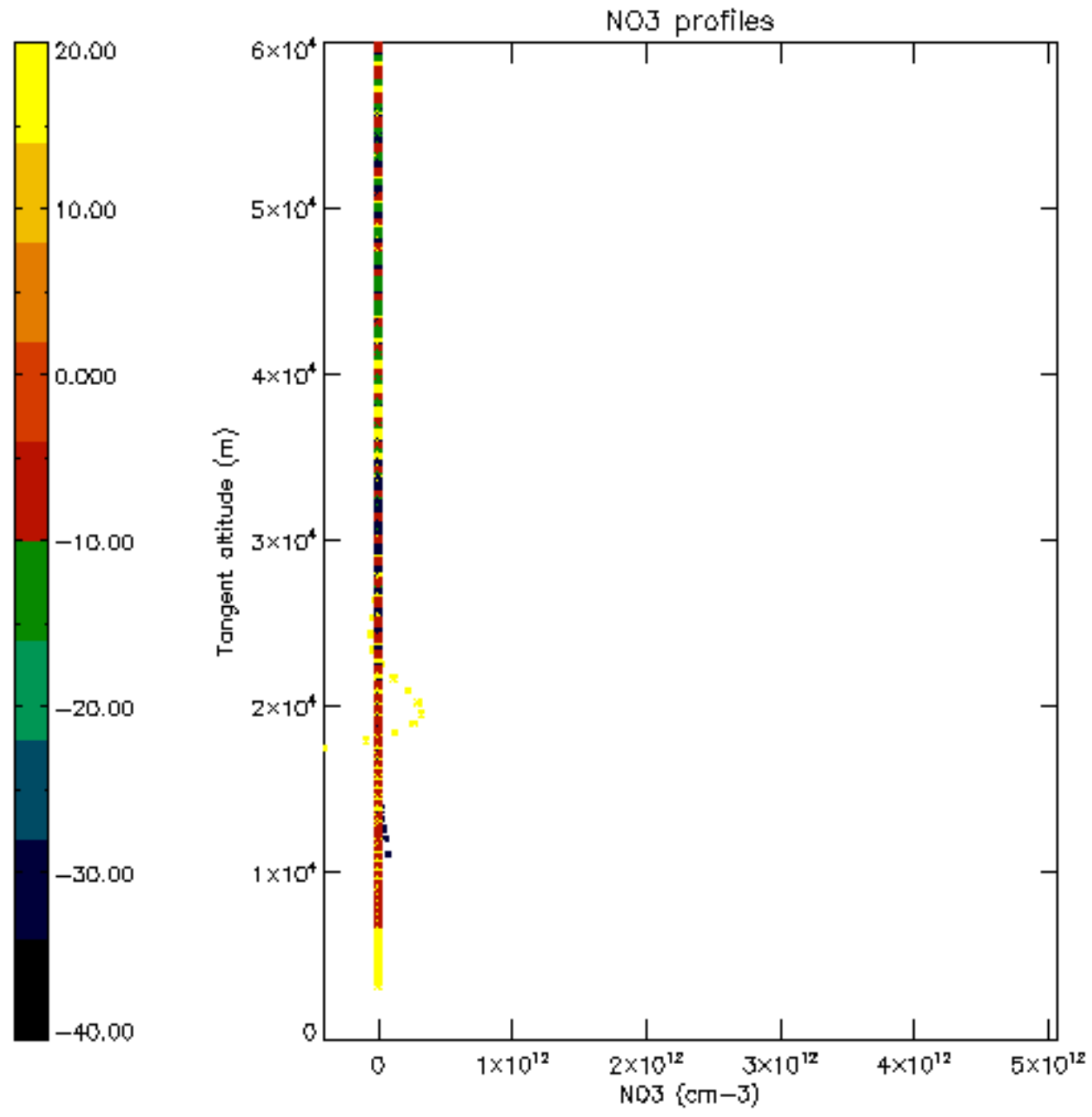


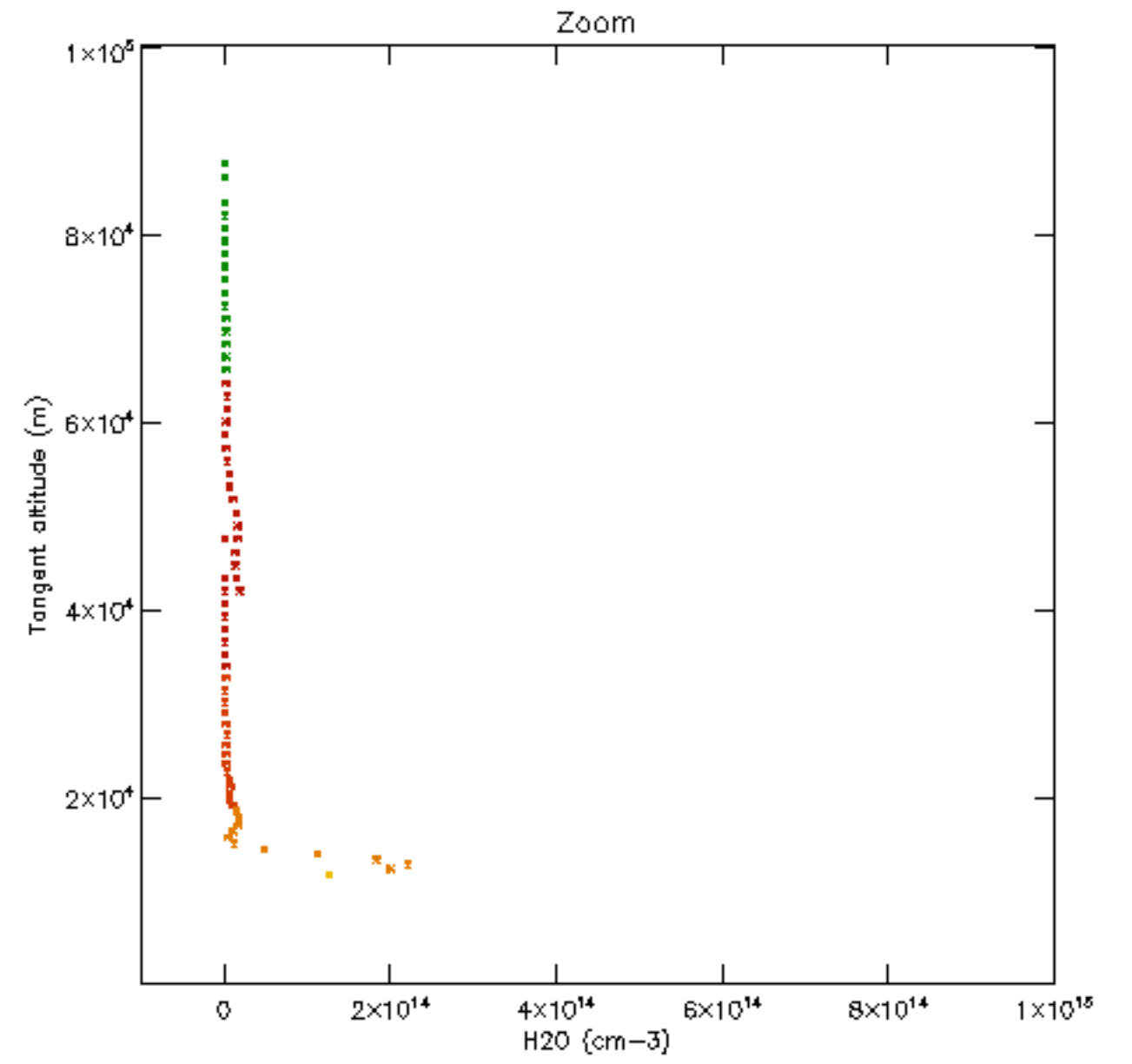
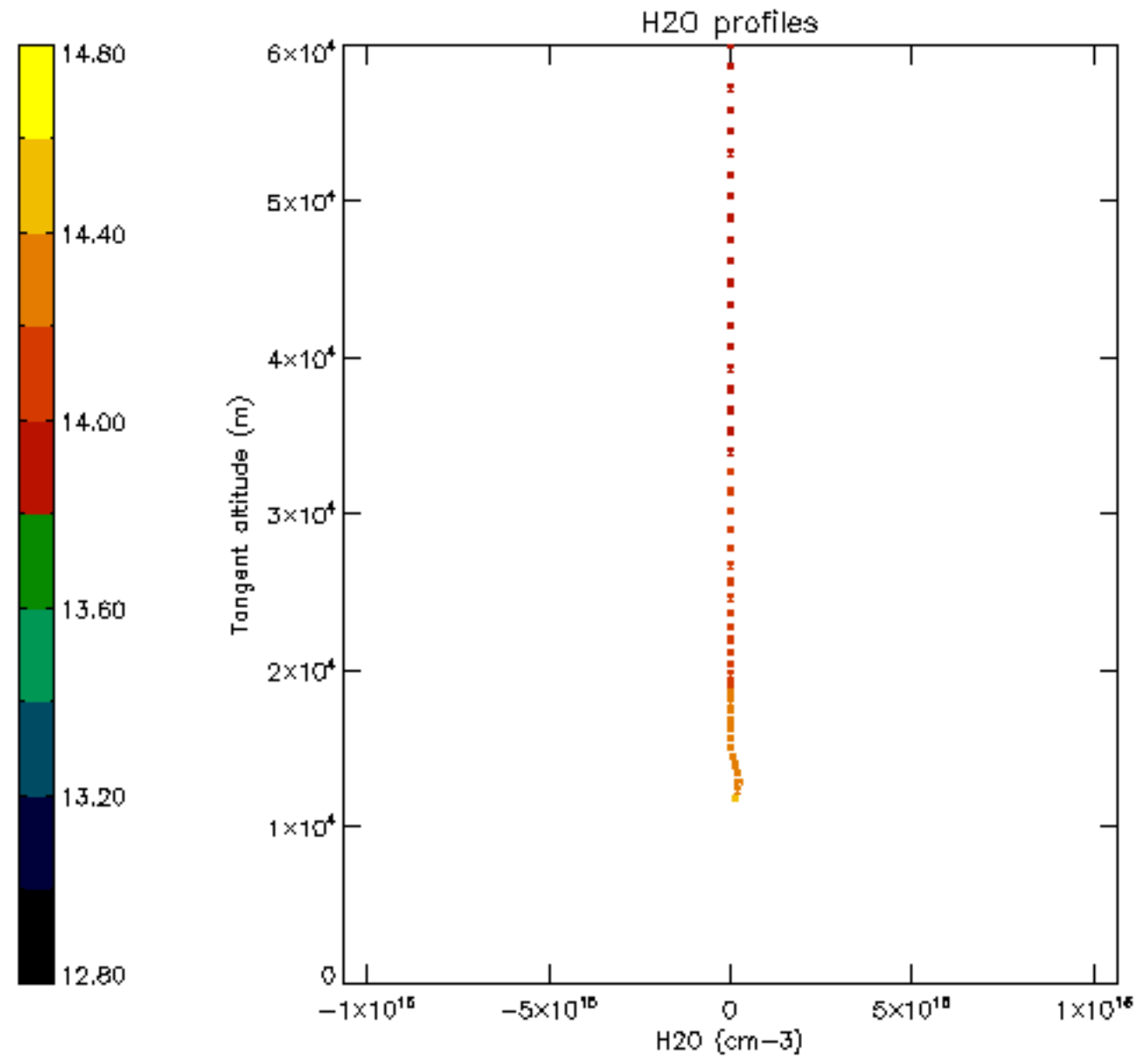


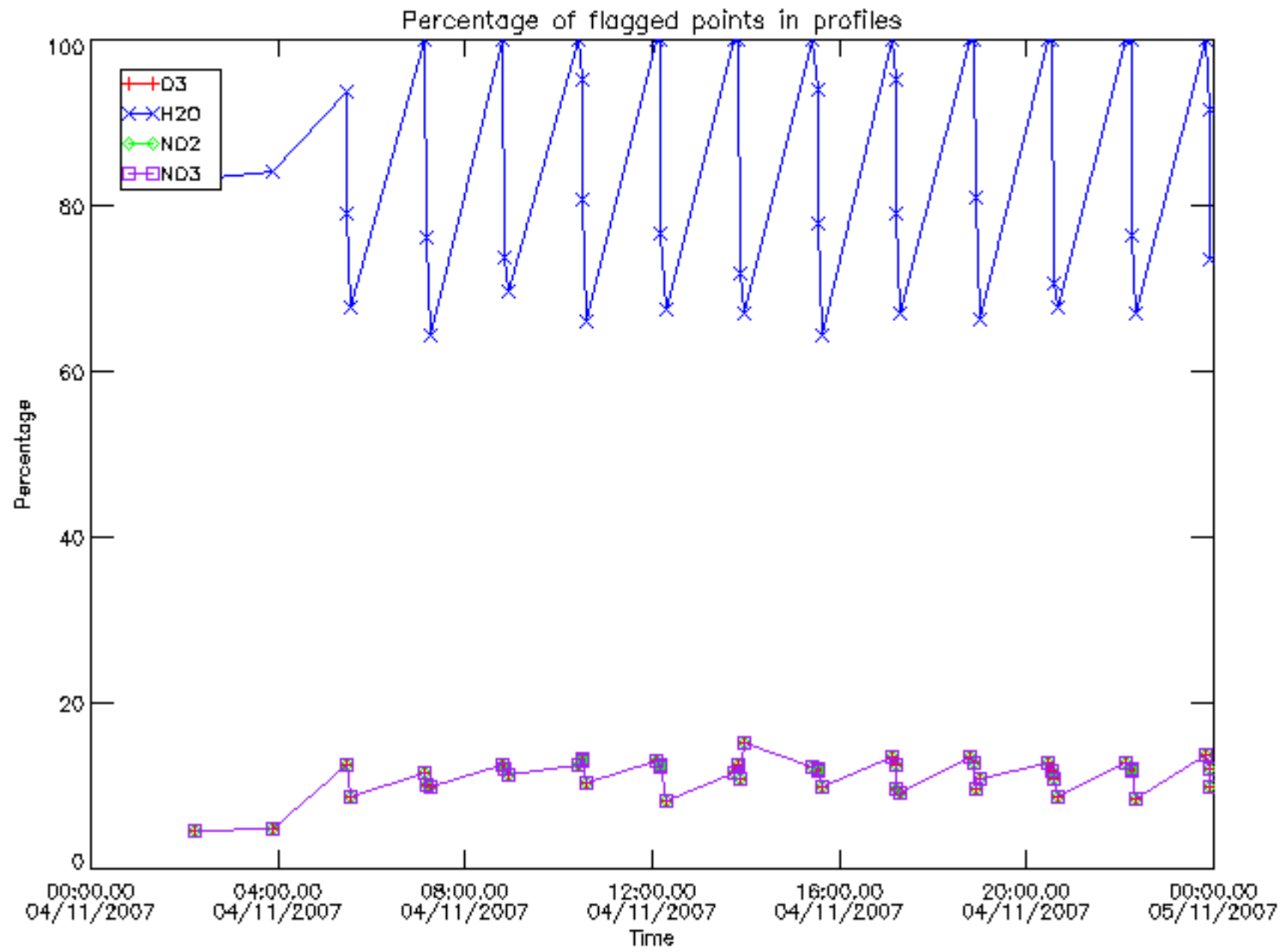




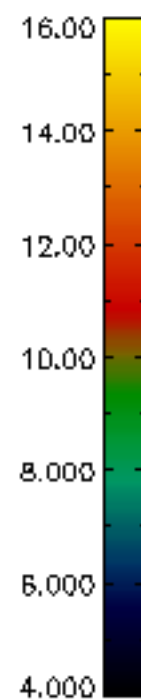
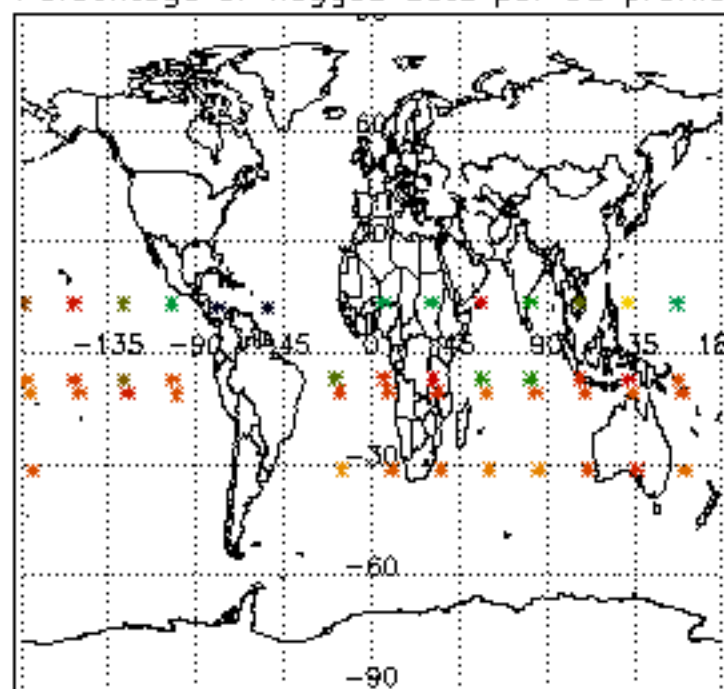




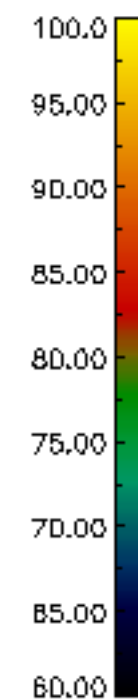
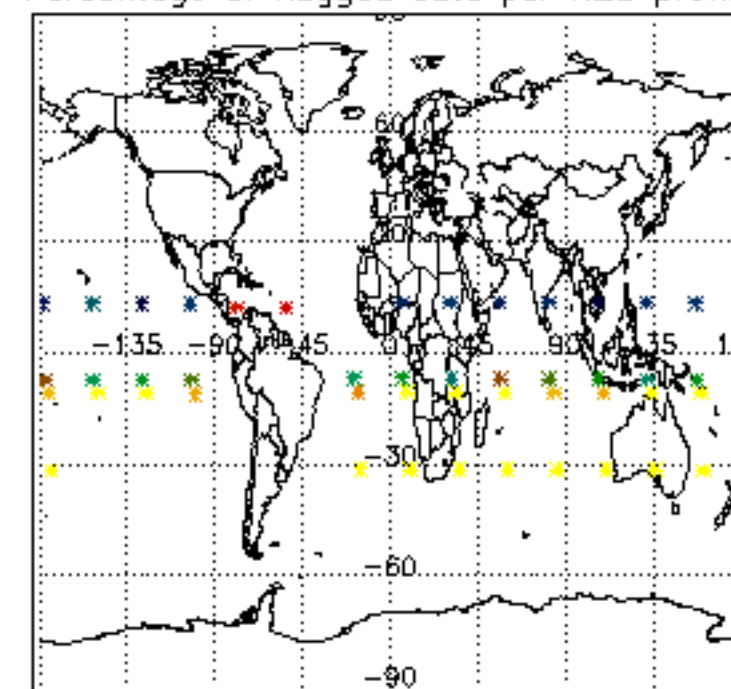




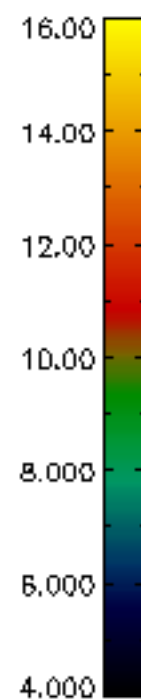
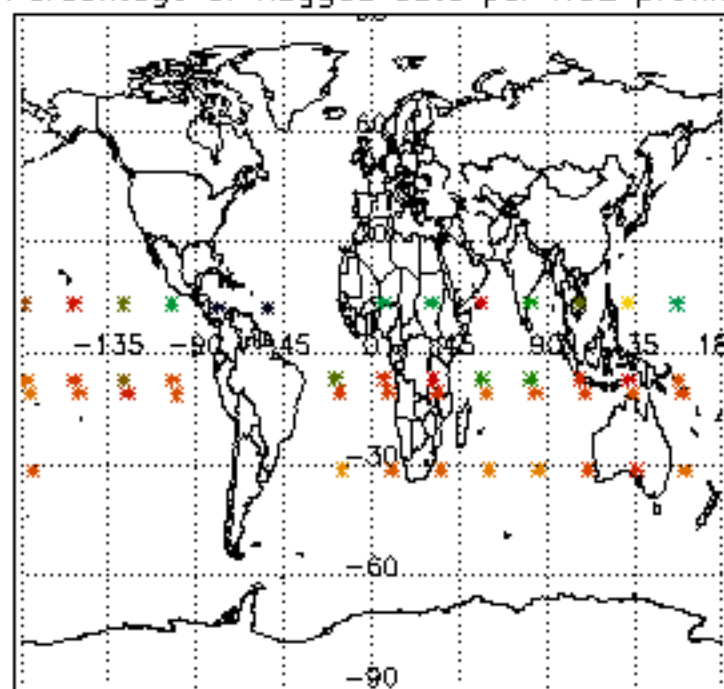
Percentage of flagged data per D3 profile



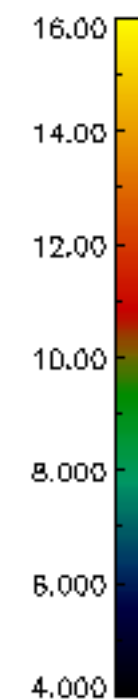
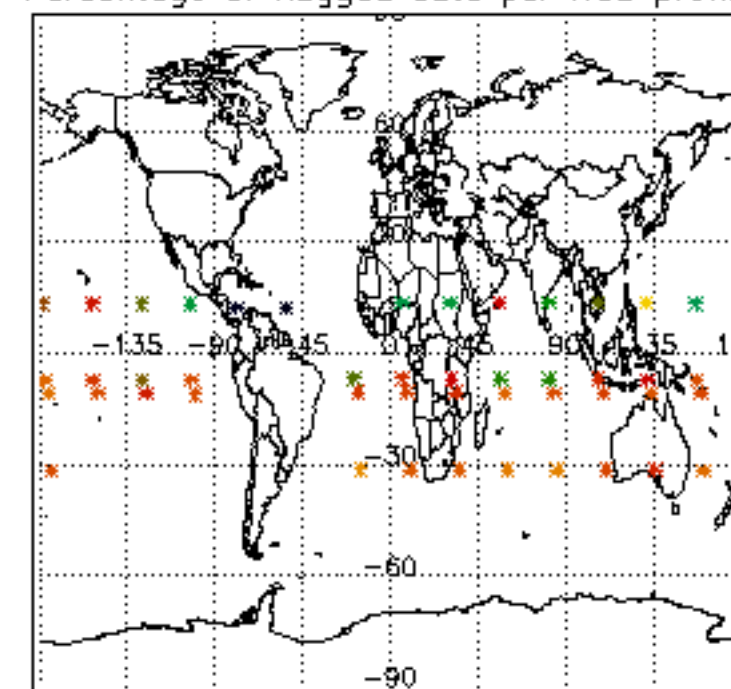
Percentage of flagged data per H2O profile

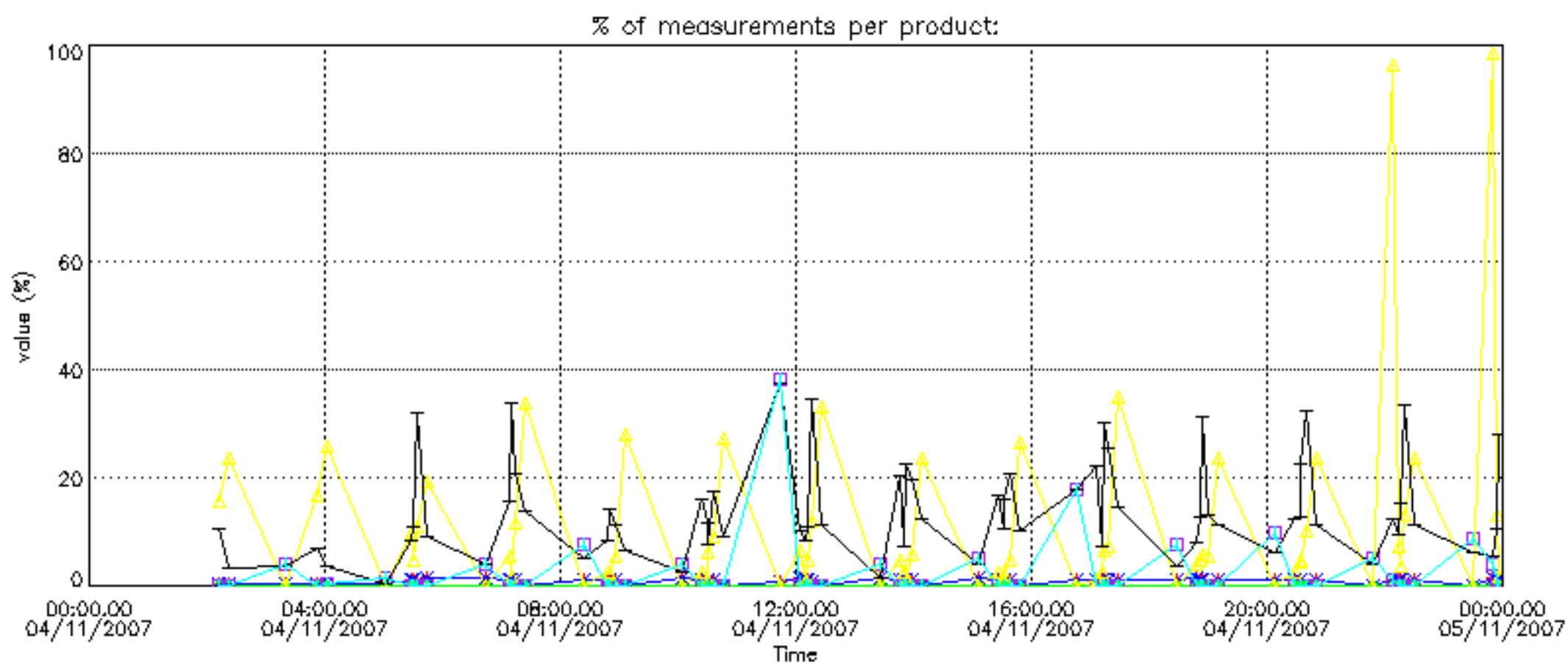


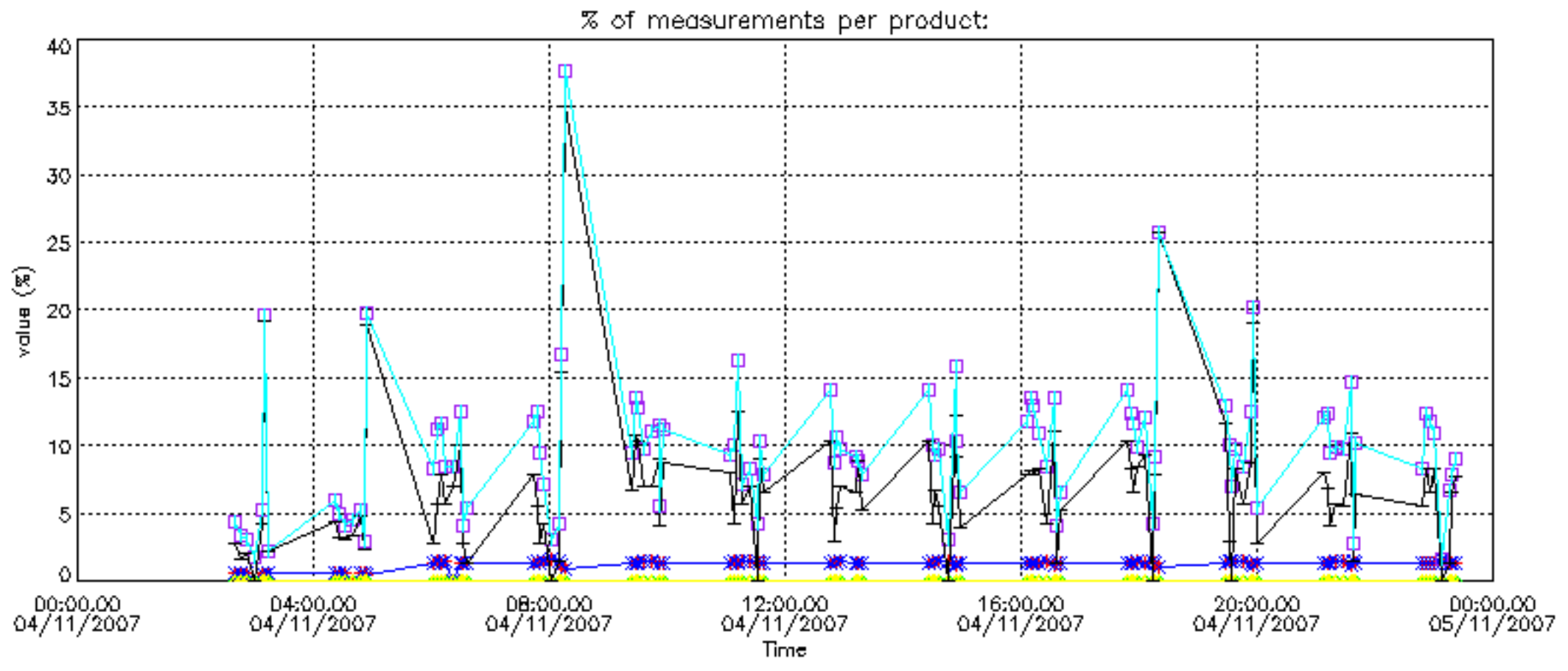
Percentage of flagged data per NO2 profile



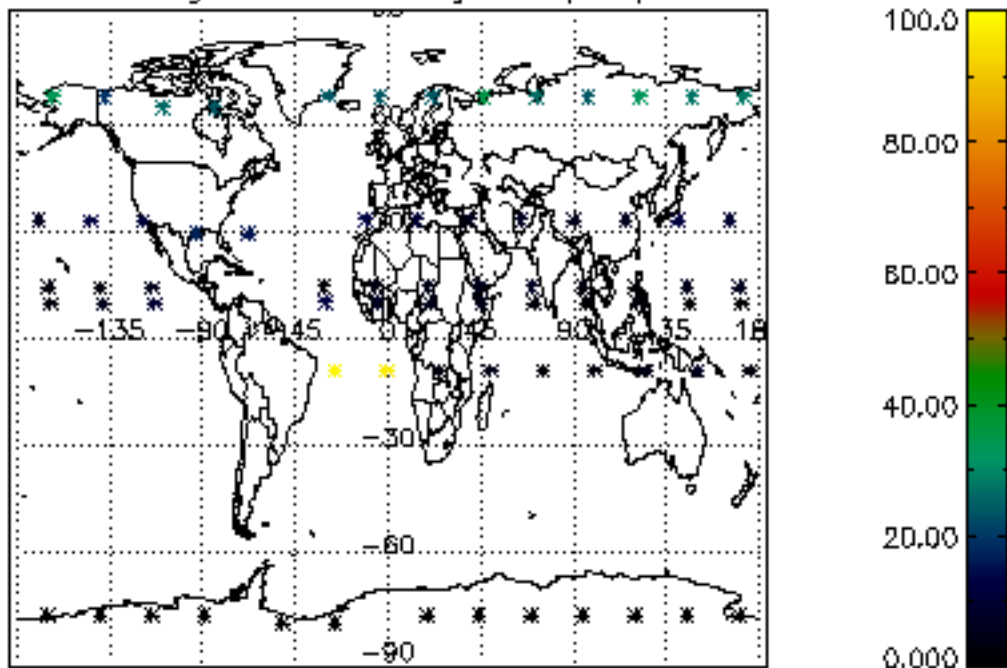
Percentage of flagged data per NO3 profile



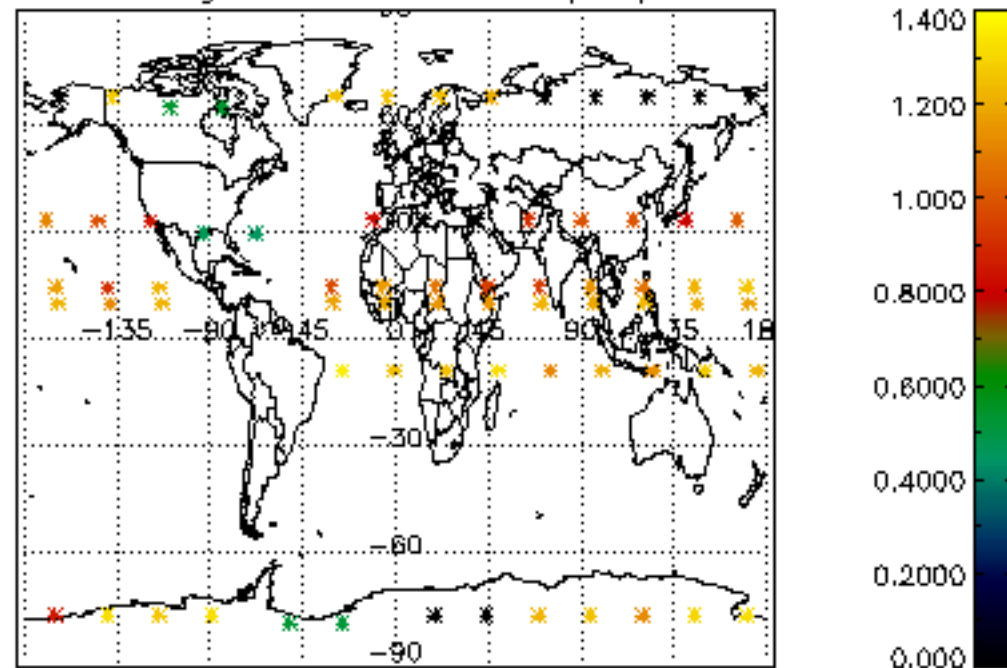




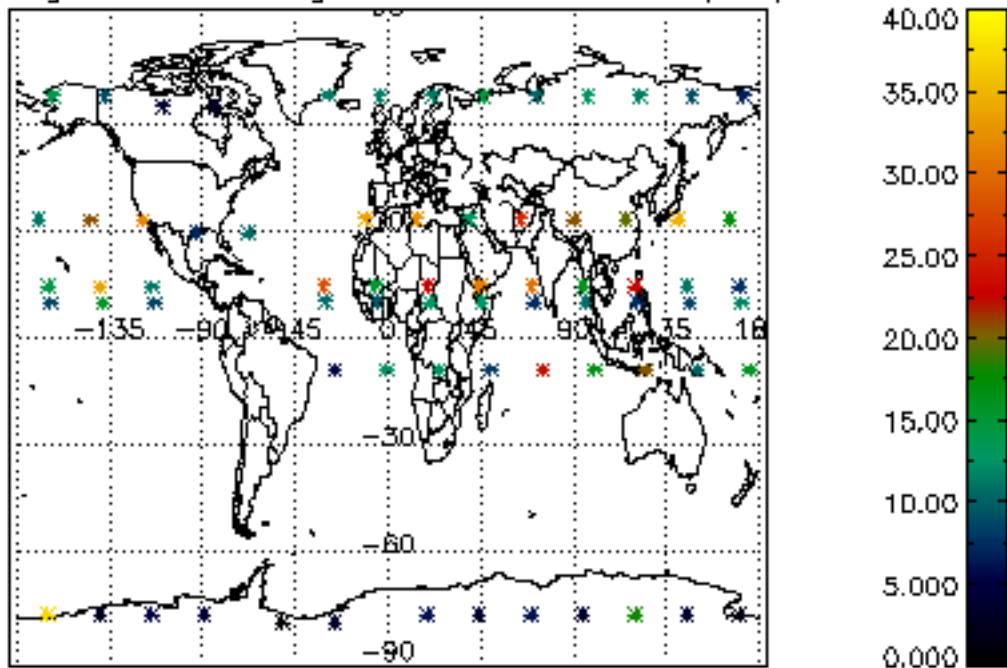
Percentage of cosmic ray hits per profile



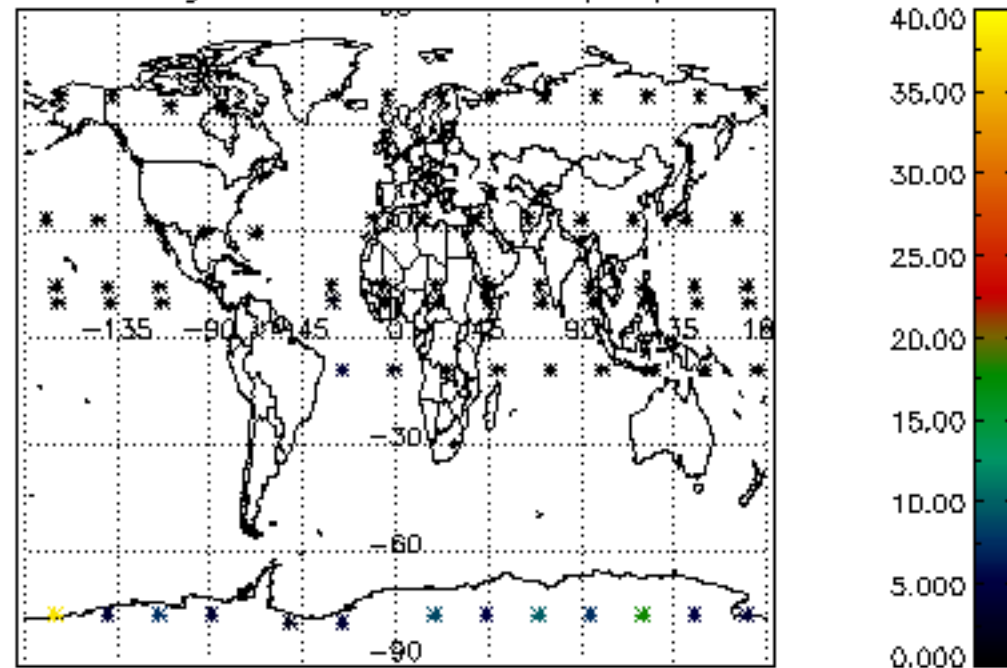
Percentage of datation errors per profile



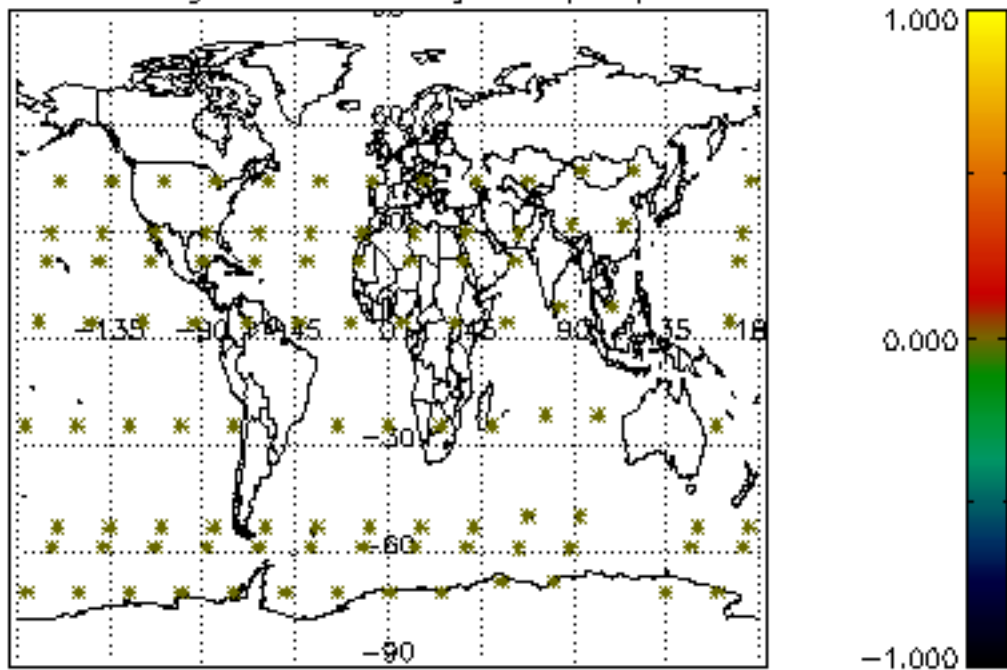
Percentage of star falling outside central band per profile



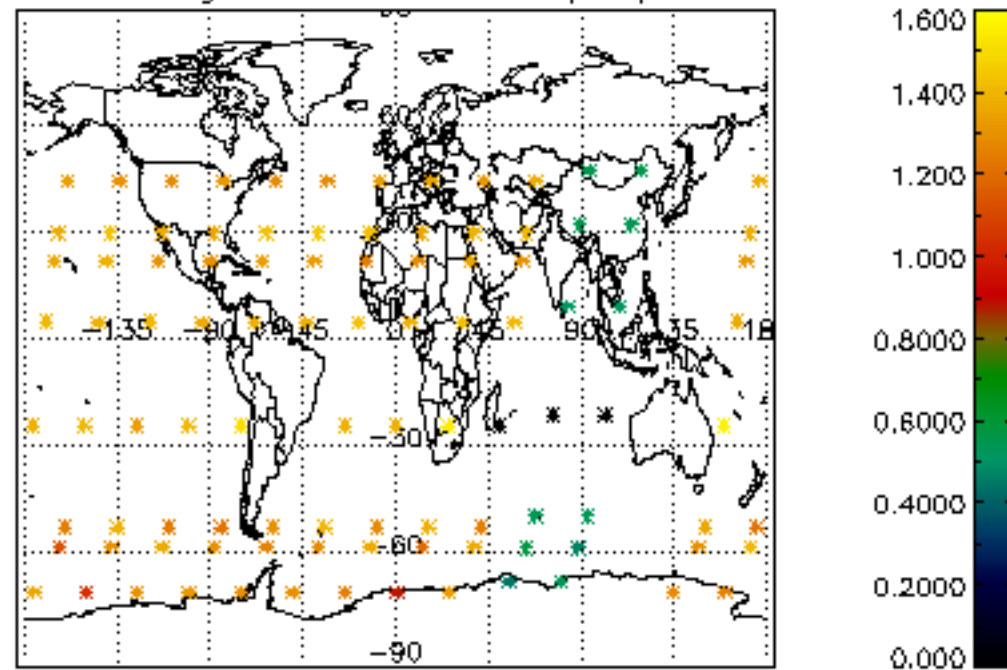
Percentage of saturation errors per profile



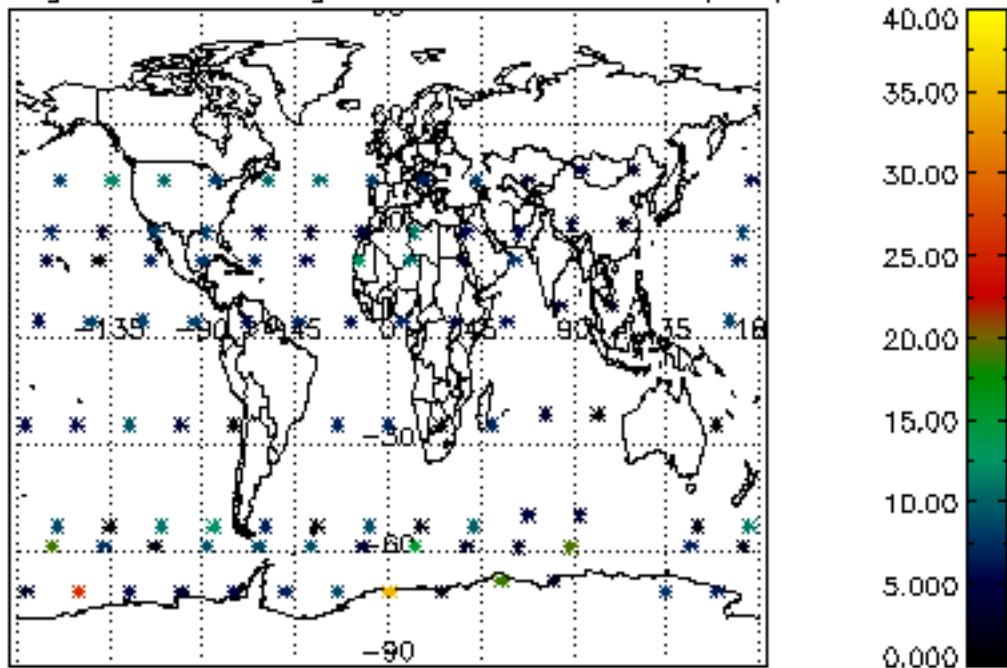
Percentage of cosmic ray hits per profile



Percentage of datation errors per profile



Percentage of star falling outside central band per profile



Percentage of saturation errors per profile

