

GOMOS Level 2 Daily Report

SUMMARY

[1. General Info](#)

[2. Summary of processed GOM_NL_2P products](#)

[3. Level 2 Quality information per product](#)

[3.1 Plot of level 2 quality information per product \(time dependant\)](#)

[3.2 Plot of level 2 quality information per product \(world map\)](#)

[4. Level 1 Quality information per product \(stored on level 2 products\)](#)

[4.1 Plot of level 1 quality information per product \(time dependant\)](#)

[4.1.1 Plot of level 1 quality information per product \(time dependant\): ASCENDING](#)

[4.1.2 Plot of level 1 quality information per product \(time dependant\): DESCENDING](#)

[4.2 Plot of level 1 quality information per product \(world map\)](#)

[4.2.1 Plot of level 1 quality information per product \(world map\): ASCENDING](#)

[4.2.2 Plot of level 1 quality information per product \(world map\): DESCENDING](#)

[5. Ozone profiles based on quality statistics and other trace gas profiles](#)

[5.1 Ozone statistics based on quality of products](#)

[5.2 Plot ozone profiles for all STD \(dark without errors\)](#)

[5.3 Plot ozone profiles where STD < 20% \(dark without errors\)](#)

[5.4. Plot ozone profiles where STD < 10% \(dark without errors\)](#)

[5.5. Plot ozone profiles where STD < 5% \(dark without errors\)](#)

[5.6 Plot NO2 profiles for all STD \(dark without errors\)](#)

[5.7 Plot NO3 profiles for all STD \(dark without errors\)](#)

[5.8 Plot H2O profiles \(only for occultations of stars 1,2,3,4,13,14,16,26,63 dark without errors\) for all STD](#)

[6. Auxiliary Data Files used for the production reported in section 2](#)

This report presents the daily analysis on parameters extracted from GOMOS level 2 data (GOM_NL__2P). It is intended to monitor some important parameters that will impact the quality of these products. A list of level 2 products (and content) that have arrived during the reporting day to the PCF is also given.

Item	Value
Time of report generation	23APR2013 09:38:45
Data source version	GOMOS/6.01
Start time of products	29-10-2007 (29OCT2007 00:00:00)
Stop time of products	30-10-2007 (30OCT2007 00:00:00)
Store outputs in DB	Yes
Nb of level 2 prods	205
Nb of prods with errors	0

2. Summary of processed GOM_NL__2P products.

Nr	Filename	UTC Start time	Limb	Duration	Star Id	Star Name	Star Mag	Star Temp	Nb Meas	Orbit	Prod. error
1	GOM_NL__2PRFIN20071029_001417_000000452062_00489_29601_8384.N1	29-OCT-2007 00:14:17	Dark	45.000	34	Gam2Vel	1.7930	23000.	90	29601	No
2	GOM_NL__2PRFIN20071029_001950_000000482062_00489_29601_8385.N1	29-OCT-2007 00:19:50	Dark	48.000	2	Alp Car	-0.73600	7000.0	96	29601	No
3	GOM_NL__2PRFIN20071029_003029_000000422062_00489_29601_8386.N1	29-OCT-2007 00:30:29	Straylight	41.500	157	The1Eri	2.9060	9300.0	83	29601	No
4	GOM_NL__2PRFIN20071029_004948_000000412062_00489_29601_8387.N1	29-OCT-2007 00:49:48	Bright	41.000	105	6Bet Ari	2.6450	8900.0	82	29601	No
5	GOM_NL__2PRFIN20071029_005343_000000402062_00489_29601_8388.N1	29-OCT-2007 00:53:43	Bright	40.000	53	43Bet And	2.0480	3300.0	80	29601	No
6	GOM_NL__2PRFIN20071029_005622_000000402062_00489_29601_8389.N1	29-OCT-2007 00:56:22	Bright	40.000	73	57Gam1And	2.2600	13100.	80	29601	No
7	GOM_NL__2PRFIN20071029_005933_000000362062_00489_29601_8390.N1	29-OCT-2007 00:59:33	Bright	35.500	68	18Alp Cas	2.2250	4500.0	71	29601	No
8	GOM_NL__2PRFIN20071029_010046_000000372062_00489_29601_8391.N1	29-OCT-2007 01:00:46	Bright	36.500	76	27Gam Cas	2.3000	30000.	73	29601	No
9	GOM_NL__2PRFIN20071029_010849_000000372062_00489_29601_8392.N1	29-OCT-2007 01:08:49	Bright	36.500	49	1Alp UMi	1.9900	6300.0	73	29601	No
10	GOM_NL__2PRFIN20071029_011701_000000392062_00489_29601_8393.N1	29-OCT-2007 01:17:01	Bright	38.500	36	50Alp UMa	1.8000	6300.0	77	29601	No
11	GOM_NL__2PRFIN20071029_011837_000000372062_00489_29601_8394.N1	29-OCT-2007 01:18:37	Bright	36.500	82	48Bet UMa	2.3650	10600.	73	29601	No
12	GOM_NL__2PRFIN20071029_012214_000000362062_00489_29601_8395.N1	29-OCT-2007 01:22:14	Bright	36.000	174	52Psi UMa	3.0040	4400.0	72	29601	No
13	GOM_NL__2PRFIN20071029_012926_000000362062_00489_29601_8396.N1	29-OCT-2007 01:29:26	Bright	35.500	96	68Del Leo	2.5600	9300.0	71	29601	No
14	GOM_NL__2PRFIN20071029_015454_000000442062_00490_29602_8393.N1	29-OCT-2007 01:54:54	Dark	44.000	34	Gam2Vel	1.7930	23000.	88	29602	No
15	GOM_NL__2PRFIN20071029_020027_000000492062_00490_29602_8394.N1	29-OCT-2007 02:00:27	Dark	49.000	2	Alp Car	-0.73600	7000.0	98	29602	No
16	GOM_NL__2PRFIN20071029_021105_000000412062_00490_29602_8395.N1	29-OCT-2007 02:11:05	Straylight	40.500	157	The1Eri	2.9060	9300.0	81	29602	No
17	GOM_NL__2PRFIN20071029_023024_000000402062_00490_29602_8396.N1	29-OCT-2007 02:30:24	Bright	40.000	105	6Bet Ari	2.6450	8900.0	80	29602	No
18	GOM_NL__2PRFIN20071029_023418_000000372062_00490_29602_8397.N1	29-OCT-2007 02:34:18	Bright	37.000	53	43Bet And	2.0480	3300.0	74	29602	No
19	GOM_NL__2PRFIN20071029_023657_000000412062_00490_29602_8398.N1	29-OCT-2007 02:36:57	Bright	41.000	73	57Gam1And	2.2600	13100.	82	29602	No
20	GOM_NL__2PRFIN20071029_024009_000000342062_00490_29602_8399.N1	29-OCT-2007 02:40:09	Bright	34.000	68	18Alp Cas	2.2250	4500.0	68	29602	No
21	GOM_NL__2PRFIN20071029_024122_000000352062_00490_29602_8400.N1	29-OCT-2007 02:41:22	Bright	35.000	76	27Gam Cas	2.3000	30000.	70	29602	No
22	GOM_NL__2PRFIN20071029_024925_000000322062_00490_29602_8401.N1	29-OCT-2007 02:49:25	Bright	31.500	49	1Alp UMi	1.9900	6300.0	63	29602	No
23	GOM_NL__2PRFIN20071029_025737_000000392062_00490_29602_8402.N1	29-OCT-2007 02:57:37	Bright	39.000	36	50Alp UMa	1.8000	6300.0	78	29602	No
24	GOM_NL__2PRFIN20071029_025913_000000352062_00490_29602_8403.N1	29-OCT-2007 02:59:13	Bright	34.500	82	48Bet UMa	2.3650	10600.	69	29602	No
25	GOM_NL__2PRFIN20071029_030250_000000382062_00490_29602_8404.N1	29-OCT-2007 03:02:50	Bright	37.500	174	52Psi UMa	3.0040	4400.0	75	29602	No
26	GOM_NL__2PRFIN20071029_031002_000000362062_00490_29602_8405.N1	29-OCT-2007 03:10:02	Bright	36.000	96	68Del Leo	2.5600	9300.0	72	29602	No
27	GOM_NL__2PRFIN20071029_033157_000000472062_00490_29602_8406.N1	29-OCT-2007 03:31:57	Dark	47.000	65	Lam Vel	2.2040	4400.0	94	29602	No
28	GOM_NL__2PRFIN20071029_033323_000000382062_00491_29603_8413.N1	29-OCT-2007 03:33:23	Dark	38.000	91	Kap Vel	2.4900	26000.	76	29603	No
29	GOM_NL__2PRFIN20071029_033531_000000452062_00491_29603_8414.N1	29-OCT-2007 03:35:31	Dark	45.000	34	Gam2Vel	1.7930	23000.	90	29603	No
30	GOM_NL__2PRFIN20071029_034104_000000472062_00491_29603_8415.N1	29-OCT-2007 03:41:04	Dark	47.000	2	Alp Car	-0.73600	7000.0	94	29603	No
31	GOM_NL__2PRFIN20071029_035141_000000432062_00491_29603_8416.N1	29-OCT-2007 03:51:41	Straylight	43.000	157	The1Eri	2.9060	9300.0	86	29603	No
32	GOM_NL__2PRFIN20071029_041100_000000402062_00491_29603_8417.N1	29-OCT-2007 04:11:00	Bright	39.500	105	6Bet Ari	2.6450	8900.0	79	29603	No
33	GOM_NL__2PRFIN20071029_041454_000000372062_00491_29603_8418.N1	29-OCT-2007 04:14:54	Bright	36.500	53	43Bet And	2.0480	3300.0	73	29603	No
34	GOM_NL__2PRFIN20071029_041733_000000402062_00491_29603_8419.N1	29-OCT-2007 04:17:33	Bright	40.000	73	57Gam1And	2.2600	13100.	80	29603	No
35	GOM_NL__2PRFIN20071029_042045_000000372062_00491_29603_8420.N1	29-OCT-2007 04:20:45	Bright	36.500	68	18Alp Cas	2.2250	4500.0	73	29603	No
36	GOM_NL__2PRFIN20071029_042158_000000372062_00491_29603_8421.N1	29-OCT-2007 04:21:58	Bright	36.500	76	27Gam Cas	2.3000	30000.	73	29603	No
37	GOM_NL__2PRFIN20071029_043001_000000342062_00491_29603_8422.N1	29-OCT-2007 04:30:01	Bright	34.000	49	1Alp UMi	1.9900	6300.0	68	29603	No
38	GOM_NL__2PRFIN20071029_043813_000000392062_00491_29603_8423.N1	29-OCT-2007 04:38:13	Bright	38.500	36	50Alp UMa	1.8000	6300.0	77	29603	No
39	GOM_NL__2PRFIN20071029_043948_000000392062_00491_29603_8424.N1	29-OCT-2007 04:39:48	Bright	38.500	82	48Bet UMa	2.3650	10600.	77	29603	No
40	GOM_NL__2PRFIN20071029_044325_000000382062_00491_29603_8425.N1	29-OCT-2007 04:43:25	Bright	37.500	174	52Psi UMa	3.0040	4400.0	75	29603	No
41	GOM_NL__2PRFIN20071029_045038_000000372062_00491_29603_8426.N1	29-OCT-2007 04:50:38	Bright	37.000	96	68Del Leo	2.5600	9300.0	74	29603	No
42	GOM_NL__2PRFIN20071029_051234_000000562062_00491_29603_8427.N1	29-OCT-2007 05:12:34	Dark	55.500	65	Lam Vel	2.2040	4400.0	111	29603	No

43	GOM_NL__2PRFIN20071029_051400_000000382062_00492_29604_8462.N1	29-OCT-2007 05:14:00	Dark	38.000	91	Kap Vel	2.4900	26000.	76	29604	No
44	GOM_NL__2PRFIN20071029_051608_000000452062_00492_29604_8463.N1	29-OCT-2007 05:16:08	Dark	45.000	34	Gam2Vel	1.7930	23000.	90	29604	No
45	GOM_NL__2PRFIN20071029_052141_000000632062_00492_29604_8464.N1	29-OCT-2007 05:21:41	Dark	63.000	2	Alp Car	-0.73600	7000.0	126	29604	No
46	GOM_NL__2PRFIN20071029_053218_000000392062_00492_29604_8465.N1	29-OCT-2007 05:32:18	Straylight	39.000	157	The1Eri	2.9060	9300.0	78	29604	No
47	GOM_NL__2PRFIN20071029_055135_000000402062_00492_29604_8466.N1	29-OCT-2007 05:51:35	Bright	39.500	105	6Bet Ari	2.6450	8900.0	79	29604	No
48	GOM_NL__2PRFIN20071029_055530_000000382062_00492_29604_8467.N1	29-OCT-2007 05:55:30	Bright	38.000	53	43Bet And	2.0480	3300.0	76	29604	No
49	GOM_NL__2PRFIN20071029_055809_000000422062_00492_29604_8468.N1	29-OCT-2007 05:58:09	Bright	41.500	73	57Gam1And	2.2600	13100.	83	29604	No
50	GOM_NL__2PRFIN20071029_060121_000000372062_00492_29604_8469.N1	29-OCT-2007 06:01:21	Bright	37.000	68	18Alp Cas	2.2250	4500.0	74	29604	No
51	GOM_NL__2PRFIN20071029_060234_000000372062_00492_29604_8470.N1	29-OCT-2007 06:02:34	Bright	36.500	76	27Gam Cas	2.3000	30000.	73	29604	No
52	GOM_NL__2PRFIN20071029_061037_000000352062_00492_29604_8471.N1	29-OCT-2007 06:10:37	Bright	35.000	49	1Alp UMi	1.9900	6300.0	70	29604	No
53	GOM_NL__2PRFIN20071029_061849_000000392062_00492_29604_8472.N1	29-OCT-2007 06:18:49	Bright	39.000	36	50Alp UMa	1.8000	6300.0	78	29604	No
54	GOM_NL__2PRFIN20071029_062024_000000372062_00492_29604_8473.N1	29-OCT-2007 06:20:24	Bright	37.000	82	48Bet UMa	2.3650	10600.	74	29604	No
55	GOM_NL__2PRFIN20071029_062402_000000372062_00492_29604_8474.N1	29-OCT-2007 06:24:02	Bright	36.500	174	52Psi UMa	3.0040	4400.0	73	29604	No
56	GOM_NL__2PRFIN20071029_063115_000000362062_00492_29604_8475.N1	29-OCT-2007 06:31:15	Bright	36.000	96	68Del Leo	2.5600	9300.0	72	29604	No
57	GOM_NL__2PRFIN20071029_065311_000000502062_00492_29604_8476.N1	29-OCT-2007 06:53:11	Dark	49.500	65	Lam Vel	2.2040	4400.0	99	29604	No
58	GOM_NL__2PRFIN20071029_065436_000000412062_00493_29605_8472.N1	29-OCT-2007 06:54:36	Dark	40.500	91	Kap Vel	2.4900	26000.	81	29605	No
59	GOM_NL__2PRFIN20071029_065645_000000462062_00493_29605_8473.N1	29-OCT-2007 06:56:45	Dark	46.000	34	Gam2Vel	1.7930	23000.	92	29605	No
60	GOM_NL__2PRFIN20071029_070217_000000522062_00493_29605_8474.N1	29-OCT-2007 07:02:17	Dark	51.500	2	Alp Car	-0.73600	7000.0	103	29605	No
61	GOM_NL__2PRFIN20071029_071254_000000432062_00493_29605_8475.N1	29-OCT-2007 07:12:54	Straylight	42.500	157	The1Eri	2.9060	9300.0	85	29605	No
62	GOM_NL__2PRFIN20071029_073211_000000402062_00493_29605_8476.N1	29-OCT-2007 07:32:11	Bright	39.500	105	6Bet Ari	2.6450	8900.0	79	29605	No
63	GOM_NL__2PRFIN20071029_073606_000000392062_00493_29605_8477.N1	29-OCT-2007 07:36:06	Bright	39.000	53	43Bet And	2.0480	3300.0	78	29605	No
64	GOM_NL__2PRFIN20071029_073844_000000392062_00493_29605_8478.N1	29-OCT-2007 07:38:44	Bright	38.500	73	57Gam1And	2.2600	13100.	77	29605	No
65	GOM_NL__2PRFIN20071029_074157_000000382062_00493_29605_8479.N1	29-OCT-2007 07:41:57	Bright	38.000	68	18Alp Cas	2.2250	4500.0	76	29605	No
66	GOM_NL__2PRFIN20071029_074310_000000362062_00493_29605_8480.N1	29-OCT-2007 07:43:10	Bright	35.500	76	27Gam Cas	2.3000	30000.	71	29605	No
67	GOM_NL__2PRFIN20071029_075113_000000362062_00493_29605_8481.N1	29-OCT-2007 07:51:13	Bright	36.000	49	1Alp UMi	1.9900	6300.0	72	29605	No
68	GOM_NL__2PRFIN20071029_075925_000000392062_00493_29605_8482.N1	29-OCT-2007 07:59:25	Bright	39.000	36	50Alp UMa	1.8000	6300.0	78	29605	No
69	GOM_NL__2PRFIN20071029_080100_000000392062_00493_29605_8483.N1	29-OCT-2007 08:01:00	Bright	38.500	82	48Bet UMa	2.3650	10600.	77	29605	No
70	GOM_NL__2PRFIN20071029_080438_000000382062_00493_29605_8484.N1	29-OCT-2007 08:04:38	Bright	37.500	174	52Psi UMa	3.0040	4400.0	75	29605	No
71	GOM_NL__2PRFIN20071029_081151_000000562062_00493_29605_8485.N1	29-OCT-2007 08:11:51	Bright	56.000	96	68Del Leo	2.5600	9300.0	112	29605	No
72	GOM_NL__2PRFIN20071029_083348_000000582062_00493_29605_8486.N1	29-OCT-2007 08:33:48	Dark	58.000	65	Lam Vel	2.2040	4400.0	116	29605	No
73	GOM_NL__2PRFIN20071029_083513_000000392062_00494_29606_8482.N1	29-OCT-2007 08:35:13	Dark	39.000	91	Kap Vel	2.4900	26000.	78	29606	No
74	GOM_NL__2PRFIN20071029_083721_000000452062_00494_29606_8483.N1	29-OCT-2007 08:37:21	Dark	44.500	34	Gam2Vel	1.7930	23000.	89	29606	No
75	GOM_NL__2PRFIN20071029_084254_000000502062_00494_29606_8484.N1	29-OCT-2007 08:42:54	Dark	49.500	2	Alp Car	-0.73600	7000.0	99	29606	No
76	GOM_NL__2PRFIN20071029_085330_000000402062_00494_29606_8485.N1	29-OCT-2007 08:53:30	Straylight	39.500	157	The1Eri	2.9060	9300.0	79	29606	No
77	GOM_NL__2PRFIN20071029_091247_000000392062_00494_29606_8486.N1	29-OCT-2007 09:12:47	Bright	38.500	105	6Bet Ari	2.6450	8900.0	77	29606	No
78	GOM_NL__2PRFIN20071029_091642_000000382062_00494_29606_8487.N1	29-OCT-2007 09:16:42	Bright	37.500	53	43Bet And	2.0480	3300.0	75	29606	No
79	GOM_NL__2PRFIN20071029_091920_000000412062_00494_29606_8488.N1	29-OCT-2007 09:19:20	Bright	41.000	73	57Gam1And	2.2600	13100.	82	29606	No
80	GOM_NL__2PRFIN20071029_092232_000000352062_00494_29606_8489.N1	29-OCT-2007 09:22:32	Bright	34.500	68	18Alp Cas	2.2250	4500.0	69	29606	No
81	GOM_NL__2PRFIN20071029_092346_000000362062_00494_29606_8490.N1	29-OCT-2007 09:23:46	Bright	36.000	76	27Gam Cas	2.3000	30000.	72	29606	No
82	GOM_NL__2PRFIN20071029_093149_000000372062_00494_29606_8491.N1	29-OCT-2007 09:31:49	Bright	36.500	49	1Alp UMi	1.9900	6300.0	73	29606	No
83	GOM_NL__2PRFIN20071029_094000_000000402062_00494_29606_8492.N1	29-OCT-2007 09:40:00	Bright	39.500	36	50Alp UMa	1.8000	6300.0	79	29606	No
84	GOM_NL__2PRFIN20071029_094136_000000362062_00494_29606_8493.N1	29-OCT-2007 09:41:36	Bright	36.000	82	48Bet UMa	2.3650	10600.	72	29606	No
85	GOM_NL__2PRFIN20071029_094513_000000372062_00494_29606_8494.N1	29-OCT-2007 09:45:13	Bright	36.500	174	52Psi UMa	3.0040	4400.0	73	29606	No
86	GOM_NL__2PRFIN20071029_095227_000000372062_00494_29606_8495.N1	29-OCT-2007 09:52:27	Bright	36.500	96	68Del Leo	2.5600	9300.0	73	29606	No
87	GOM_NL__2PRFIN20071029_101424_000000492062_00494_29606_8496.N1	29-OCT-2007 10:14:24	Dark	48.500	65	Lam Vel	2.2040	4400.0	97	29606	No
88	GOM_NL__2PRFIN20071029_101549_000000402062_00495_29607_8503.N1	29-OCT-2007 10:15:49	Dark	39.500	91	Kap Vel	2.4900	26000.	79	29607	No
89	GOM_NL__2PRFIN20071029_101758_000000442062_00495_29607_8504.N1	29-OCT-2007 10:17:58	Dark	43.500	34	Gam2Vel	1.7930	23000.	87	29607	No
90	GOM_NL__2PRFIN20071029_102331_000000532062_00495_29607_8505.N1	29-OCT-2007 10:23:31	Dark	53.000	2	Alp Car	-0.73600	7000.0	106	29607	No
91	GOM_NL__2PRFIN20071029_103407_000000412062_00495_29607_8506.N1	29-OCT-2007 10:34:07	Straylight	41.000	157	The1Eri	2.9060	9300.0	82	29607	No
92	GOM_NL__2PRFIN20071029_105322_000000392062_00495_29607_8507.N1	29-OCT-2007 10:53:22	Bright	39.000	105	6Bet Ari	2.6450	8900.0	78	29607	No
93	GOM_NL__2PRFIN20071029_105718_000000372062_00495_29607_8508.N1	29-OCT-2007 10:57:18	Bright	37.000	53	43Bet And	2.0480	3300.0	74	29607	No
94	GOM_NL__2PRFIN20071029_105955_000000402062_00495_29607_8509.N1	29-OCT-2007 10:59:55	Bright	39.500	73	57Gam1And	2.2600	13100.	79	29607	No
95	GOM_NL__2PRFIN20071029_110308_000000372062_00495_29607_8510.N1	29-OCT-2007 11:03:08	Bright	36.500	68	18Alp Cas	2.2250	4500.0	73	29607	No
96	GOM_NL__2PRFIN20071029_110422_000000362062_00495_29607_8511.N1	29-OCT-2007 11:04:22	Bright	35.500	76	27Gam Cas	2.3000	30000.	71	29607	No
97	GOM_NL__2PRFIN20071029_111225_000000362062_00495_29607_8512.N1	29-OCT-2007 11:12:25	Bright	36.000	49	1Alp UMi	1.9900	6300.0	72	29607	No
98	GOM_NL__2PRFIN20071029_112036_000000392062_00495_29607_8513.N1	29-OCT-2007 11:20:36	Bright	38.500	36	50Alp UMa	1.8000	6300.0	77	29607	No
99	GOM_NL__2PRFIN20071029_112212_000000392062_00495_29607_8514.N1	29-OCT-2007 11:22:12	Bright	38.500	82	48Bet UMa	2.3650	10600.	77	29607	No
100	GOM_NL__2PRFIN20071029_112549_000000362062_00495_29607_8515.N1	29-OCT-2007 11:25:49	Bright	36.000	174	52Psi UMa	3.0040	4400.0	72	29607	No
101	GOM_NL__2PRFIN20071029_113303_000000382062_00495_29607_8516.N1	29-OCT-2007 11:33:03	Bright	37.500	96	68Del Leo	2.5600	9300.0	75	29607	No

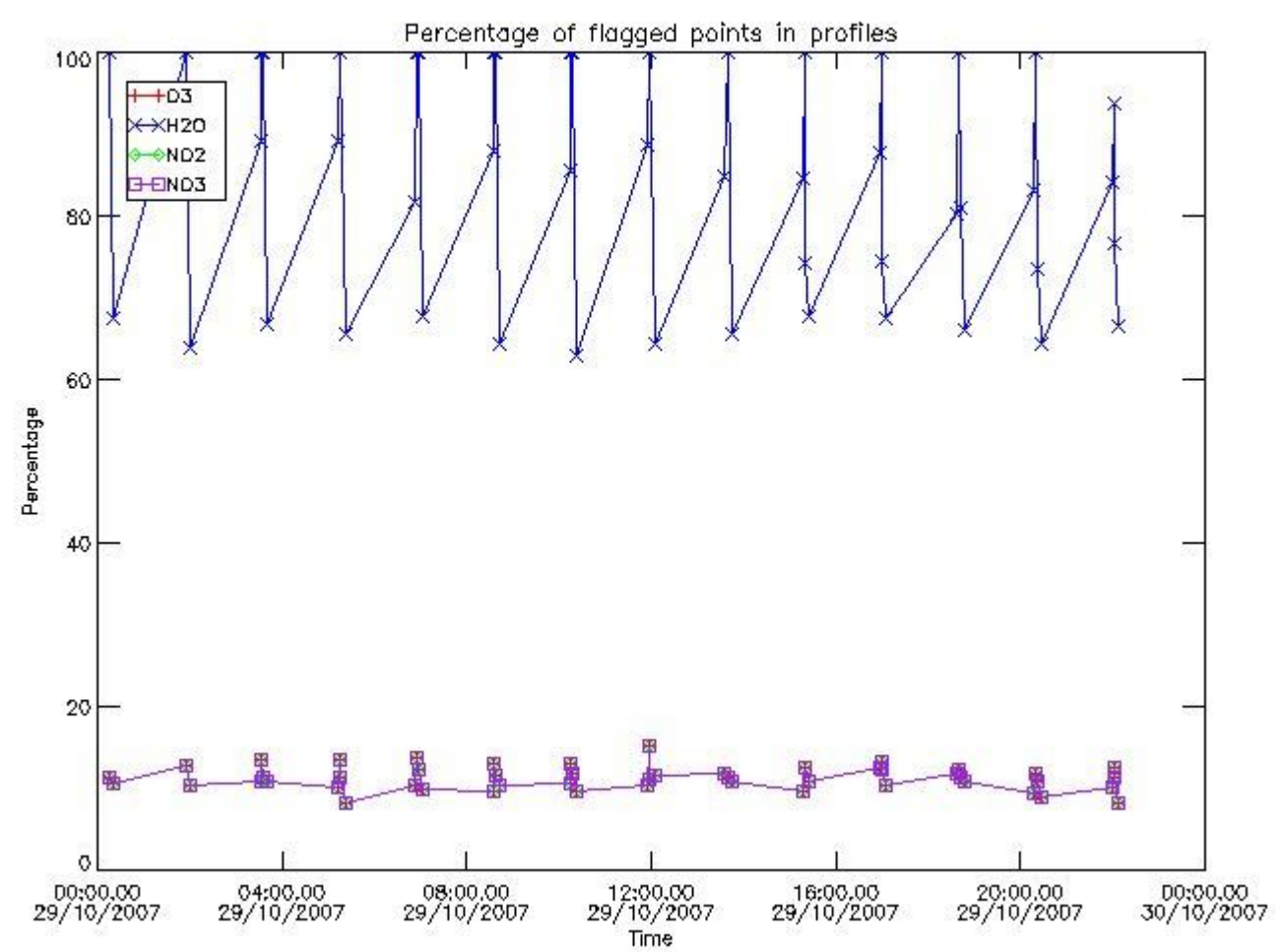
102	GOM_NL__2PRFIN20071029_115501_000000492062_00495_29607_8517.N1	29-OCT-2007 11:55:01	Dark	49.000	65	Lam Vel	2.2040	4400.0	98	29607	No
103	GOM_NL__2PRFIN20071029_115626_000000372062_00496_29608_8516.N1	29-OCT-2007 11:56:26	Dark	37.000	91	Kap Vel	2.4900	26000.	74	29608	No
104	GOM_NL__2PRFIN20071029_115835_000000462062_00496_29608_8517.N1	29-OCT-2007 11:58:35	Dark	45.500	34	Gam2Vel	1.7930	23000.	91	29608	No
105	GOM_NL__2PRFIN20071029_120407_000000482062_00496_29608_8518.N1	29-OCT-2007 12:04:07	Dark	48.000	2	Alp Car	-0.73600	7000.0	96	29608	No
106	GOM_NL__2PRFIN20071029_121443_000000412062_00496_29608_8519.N1	29-OCT-2007 12:14:43	Straylight	41.000	157	The1Eri	2.9060	9300.0	82	29608	No
107	GOM_NL__2PRFIN20071029_123358_000000402062_00496_29608_8520.N1	29-OCT-2007 12:33:58	Bright	39.500	105	6Bet Ari	2.6450	8900.0	79	29608	No
108	GOM_NL__2PRFIN20071029_123754_000000382062_00496_29608_8521.N1	29-OCT-2007 12:37:54	Bright	37.500	53	43Bet And	2.0480	3300.0	75	29608	No
109	GOM_NL__2PRFIN20071029_124031_000000402062_00496_29608_8522.N1	29-OCT-2007 12:40:31	Bright	39.500	73	57Gam1And	2.2600	13100.	79	29608	No
110	GOM_NL__2PRFIN20071029_124344_000000352062_00496_29608_8523.N1	29-OCT-2007 12:43:44	Bright	34.500	68	18Alp Cas	2.2250	4500.0	69	29608	No
111	GOM_NL__2PRFIN20071029_124458_000000342062_00496_29608_8524.N1	29-OCT-2007 12:44:58	Bright	33.500	76	27Gam Cas	2.3000	30000.	67	29608	No
112	GOM_NL__2PRFIN20071029_125301_000000362062_00496_29608_8525.N1	29-OCT-2007 12:53:01	Bright	35.500	49	1Alp UMi	1.9900	6300.0	71	29608	No
113	GOM_NL__2PRFIN20071029_130112_000000352062_00496_29608_8526.N1	29-OCT-2007 13:01:12	Bright	35.000	36	50Alp UMa	1.8000	6300.0	70	29608	No
114	GOM_NL__2PRFIN20071029_130248_000000472062_00496_29608_8527.N1	29-OCT-2007 13:02:48	Bright	47.000	82	48Bet UMa	2.3650	10600.	94	29608	No
115	GOM_NL__2PRFIN20071029_130625_000000372062_00496_29608_8528.N1	29-OCT-2007 13:06:25	Bright	36.500	174	52Psi UMa	3.0040	4400.0	73	29608	No
116	GOM_NL__2PRFIN20071029_131339_000000562062_00496_29608_8529.N1	29-OCT-2007 13:13:39	Bright	56.000	96	68Del Leo	2.5600	9300.0	112	29608	No
117	GOM_NL__2PRFIN20071029_133538_000000442062_00496_29608_8530.N1	29-OCT-2007 13:35:38	Dark	43.500	65	Lam Vel	2.2040	4400.0	87	29608	No
118	GOM_NL__2PRFIN20071029_133912_000000452062_00497_29609_8535.N1	29-OCT-2007 13:39:12	Dark	45.000	34	Gam2Vel	1.7930	23000.	90	29609	No
119	GOM_NL__2PRFIN20071029_134444_000000472062_00497_29609_8536.N1	29-OCT-2007 13:44:44	Dark	47.000	2	Alp Car	-0.73600	7000.0	94	29609	No
120	GOM_NL__2PRFIN20071029_135519_000000402062_00497_29609_8537.N1	29-OCT-2007 13:55:19	Straylight	40.000	157	The1Eri	2.9060	9300.0	80	29609	No
121	GOM_NL__2PRFIN20071029_141434_000000412062_00497_29609_8538.N1	29-OCT-2007 14:14:34	Bright	40.500	105	6Bet Ari	2.6450	8900.0	81	29609	No
122	GOM_NL__2PRFIN20071029_141830_000000372062_00497_29609_8539.N1	29-OCT-2007 14:18:30	Bright	37.000	53	43Bet And	2.0480	3300.0	74	29609	No
123	GOM_NL__2PRFIN20071029_142106_000000412062_00497_29609_8540.N1	29-OCT-2007 14:21:06	Bright	41.000	73	57Gam1And	2.2600	13100.	82	29609	No
124	GOM_NL__2PRFIN20071029_142420_000000362062_00497_29609_8541.N1	29-OCT-2007 14:24:20	Bright	35.500	68	18Alp Cas	2.2250	4500.0	71	29609	No
125	GOM_NL__2PRFIN20071029_142534_000000362062_00497_29609_8542.N1	29-OCT-2007 14:25:34	Bright	36.000	76	27Gam Cas	2.3000	30000.	72	29609	No
126	GOM_NL__2PRFIN20071029_143337_000000332062_00497_29609_8543.N1	29-OCT-2007 14:33:37	Bright	32.500	49	1Alp UMi	1.9900	6300.0	65	29609	No
127	GOM_NL__2PRFIN20071029_144148_000000382062_00497_29609_8544.N1	29-OCT-2007 14:41:48	Bright	37.500	36	50Alp UMa	1.8000	6300.0	75	29609	No
128	GOM_NL__2PRFIN20071029_144324_000000392062_00497_29609_8545.N1	29-OCT-2007 14:43:24	Bright	38.500	82	48Bet UMa	2.3650	10600.	77	29609	No
129	GOM_NL__2PRFIN20071029_144701_000000382062_00497_29609_8546.N1	29-OCT-2007 14:47:01	Bright	37.500	174	52Psi UMa	3.0040	4400.0	75	29609	No
130	GOM_NL__2PRFIN20071029_145415_000000432062_00497_29609_8547.N1	29-OCT-2007 14:54:15	Bright	42.500	96	68Del Leo	2.5600	9300.0	85	29609	No
131	GOM_NL__2PRFIN20071029_151615_000000532062_00497_29609_8548.N1	29-OCT-2007 15:16:15	Dark	52.500	65	Lam Vel	2.2040	4400.0	105	29609	No
132	GOM_NL__2PRFIN20071029_151857_000000412062_00498_29610_8552.N1	29-OCT-2007 15:18:57	Dark	40.500	46	Del Vel	1.9540	10600.	81	29610	No
133	GOM_NL__2PRFIN20071029_152021_000000412062_00498_29610_8553.N1	29-OCT-2007 15:20:21	Dark	41.000	41	Eps Car	1.8600	4100.0	82	29610	No
134	GOM_NL__2PRFIN20071029_152521_000000472062_00498_29610_8554.N1	29-OCT-2007 15:25:21	Dark	47.000	2	Alp Car	-0.73600	7000.0	94	29610	No
135	GOM_NL__2PRFIN20071029_153555_000000412062_00498_29610_8555.N1	29-OCT-2007 15:35:55	Straylight	40.500	157	The1Eri	2.9060	9300.0	81	29610	No
136	GOM_NL__2PRFIN20071029_155510_000000412062_00498_29610_8556.N1	29-OCT-2007 15:55:10	Bright	40.500	105	6Bet Ari	2.6450	8900.0	81	29610	No
137	GOM_NL__2PRFIN20071029_155905_000000372062_00498_29610_8557.N1	29-OCT-2007 15:59:05	Bright	37.000	53	43Bet And	2.0480	3300.0	74	29610	No
138	GOM_NL__2PRFIN20071029_160142_000000422062_00498_29610_8558.N1	29-OCT-2007 16:01:42	Bright	41.500	73	57Gam1And	2.2600	13100.	83	29610	No
139	GOM_NL__2PRFIN20071029_160456_000000372062_00498_29610_8559.N1	29-OCT-2007 16:04:56	Bright	37.000	68	18Alp Cas	2.2250	4500.0	74	29610	No
140	GOM_NL__2PRFIN20071029_160609_000000372062_00498_29610_8560.N1	29-OCT-2007 16:06:09	Bright	36.500	76	27Gam Cas	2.3000	30000.	73	29610	No
141	GOM_NL__2PRFIN20071029_161413_000000372062_00498_29610_8561.N1	29-OCT-2007 16:14:13	Bright	36.500	49	1Alp UMi	1.9900	6300.0	73	29610	No
142	GOM_NL__2PRFIN20071029_162224_000000392062_00498_29610_8562.N1	29-OCT-2007 16:22:24	Bright	38.500	36	50Alp UMa	1.8000	6300.0	77	29610	No
143	GOM_NL__2PRFIN20071029_162400_000000382062_00498_29610_8563.N1	29-OCT-2007 16:24:00	Bright	38.000	82	48Bet UMa	2.3650	10600.	76	29610	No
144	GOM_NL__2PRFIN20071029_162737_000000552062_00498_29610_8564.N1	29-OCT-2007 16:27:37	Bright	55.000	174	52Psi UMa	3.0040	4400.0	110	29610	No
145	GOM_NL__2PRFIN20071029_163451_000000402062_00498_29610_8565.N1	29-OCT-2007 16:34:51	Bright	39.500	96	68Del Leo	2.5600	9300.0	79	29610	No
146	GOM_NL__2PRFIN20071029_165651_000000572062_00498_29610_8566.N1	29-OCT-2007 16:56:51	Dark	57.000	65	Lam Vel	2.2040	4400.0	114	29610	No
147	GOM_NL__2PRFIN20071029_165934_000000392062_00499_29611_8583.N1	29-OCT-2007 16:59:34	Dark	38.500	46	Del Vel	1.9540	10600.	77	29611	No
148	GOM_NL__2PRFIN20071029_170057_000000422062_00499_29611_8584.N1	29-OCT-2007 17:00:57	Dark	41.500	41	Eps Car	1.8600	4100.0	83	29611	No
149	GOM_NL__2PRFIN20071029_170558_000000502062_00499_29611_8585.N1	29-OCT-2007 17:05:58	Dark	49.500	2	Alp Car	-0.73600	7000.0	99	29611	No
150	GOM_NL__2PRFIN20071029_171632_000000422062_00499_29611_8586.N1	29-OCT-2007 17:16:32	Straylight	42.000	157	The1Eri	2.9060	9300.0	84	29611	No
151	GOM_NL__2PRFIN20071029_173545_000000402062_00499_29611_8587.N1	29-OCT-2007 17:35:45	Bright	39.500	105	6Bet Ari	2.6450	8900.0	79	29611	No
152	GOM_NL__2PRFIN20071029_173941_000000382062_00499_29611_8588.N1	29-OCT-2007 17:39:41	Bright	37.500	53	43Bet And	2.0480	3300.0	75	29611	No
153	GOM_NL__2PRFIN20071029_174218_000000392062_00499_29611_8589.N1	29-OCT-2007 17:42:18	Bright	39.000	73	57Gam1And	2.2600	13100.	78	29611	No
154	GOM_NL__2PRFIN20071029_174532_000000372062_00499_29611_8590.N1	29-OCT-2007 17:45:32	Bright	36.500	68	18Alp Cas	2.2250	4500.0	73	29611	No
155	GOM_NL__2PRFIN20071029_174645_000000362062_00499_29611_8591.N1	29-OCT-2007 17:46:45	Bright	35.500	76	27Gam Cas	2.3000	30000.	71	29611	No
156	GOM_NL__2PRFIN20071029_175448_000000382062_00499_29611_8592.N1	29-OCT-2007 17:54:48	Bright	38.000	49	1Alp UMi	1.9900	6300.0	76	29611	No
157	GOM_NL__2PRFIN20071029_180300_000000352062_00499_29611_8593.N1	29-OCT-2007 18:03:00	Bright	35.000	36	50Alp UMa	1.8000	6300.0	70	29611	No
158	GOM_NL__2PRFIN20071029_180436_000000552062_00499_29611_8594.N1	29-OCT-2007 18:04:36	Bright	55.000	82	48Bet UMa	2.3650	10600.	110	29611	No
159	GOM_NL__2PRFIN20071029_180813_000000382062_00499_29611_8595.N1	29-OCT-2007 18:08:13	Bright	37.500	174	52Psi UMa	3.0040	4400.0	75	29611	No
160	GOM_NL__2PRFIN20071029_181528_000000372062_00499_29611_8596.N1	29-OCT-2007 18:15:28	Bright	37.000	96	68Del Leo	2.5600	9300.0	74	29611	No

161	GOM_NL__2PRFIN20071029_183728_000000562062_00499_29611_8597.N1	29-OCT-2007 18:37:28	Dark	56.000	65	Lam Vel	2.2040	4400.0	112	29611	No
162	GOM_NL__2PRFIN20071029_184011_000000422062_00500_29612_8602.N1	29-OCT-2007 18:40:11	Dark	41.500	46	Del Vel	1.9540	10600.	83	29612	No
163	GOM_NL__2PRFIN20071029_184134_000000452062_00500_29612_8603.N1	29-OCT-2007 18:41:34	Dark	45.000	41	Eps Car	1.8600	4100.0	90	29612	No
164	GOM_NL__2PRFIN20071029_184634_000000472062_00500_29612_8604.N1	29-OCT-2007 18:46:34	Dark	47.000	2	Alp Car	-0.73600	7000.0	94	29612	No
165	GOM_NL__2PRFIN20071029_185708_000000412062_00500_29612_8605.N1	29-OCT-2007 18:57:08	Straylight	41.000	157	The1Eri	2.9060	9300.0	82	29612	No
166	GOM_NL__2PRFIN20071029_191621_000000402062_00500_29612_8606.N1	29-OCT-2007 19:16:21	Bright	39.500	105	6Bet Ari	2.6450	8900.0	79	29612	No
167	GOM_NL__2PRFIN20071029_192017_000000382062_00500_29612_8607.N1	29-OCT-2007 19:20:17	Bright	38.000	53	43Bet And	2.0480	3300.0	76	29612	No
168	GOM_NL__2PRFIN20071029_192253_000000412062_00500_29612_8608.N1	29-OCT-2007 19:22:53	Bright	41.000	73	57Gam1And	2.2600	13100.	82	29612	No
169	GOM_NL__2PRFIN20071029_192608_000000362062_00500_29612_8609.N1	29-OCT-2007 19:26:08	Bright	36.000	68	18Alp Cas	2.2250	4500.0	72	29612	No
170	GOM_NL__2PRFIN20071029_192721_000000362062_00500_29612_8610.N1	29-OCT-2007 19:27:21	Bright	36.000	76	27Gam Cas	2.3000	30000.	72	29612	No
171	GOM_NL__2PRFIN20071029_193524_000000362062_00500_29612_8611.N1	29-OCT-2007 19:35:24	Bright	35.500	49	1Alp UMi	1.9900	6300.0	71	29612	No
172	GOM_NL__2PRFIN20071029_194335_000000362062_00500_29612_8612.N1	29-OCT-2007 19:43:35	Bright	36.000	36	50Alp UMa	1.8000	6300.0	72	29612	No
173	GOM_NL__2PRFIN20071029_194511_000000382062_00500_29612_8613.N1	29-OCT-2007 19:45:11	Bright	37.500	82	48Bet UMa	2.3650	10600.	75	29612	No
174	GOM_NL__2PRFIN20071029_194849_000000372062_00500_29612_8614.N1	29-OCT-2007 19:48:49	Bright	37.000	174	52Psi UMa	3.0040	4400.0	74	29612	No
175	GOM_NL__2PRFIN20071029_195604_000000362062_00500_29612_8615.N1	29-OCT-2007 19:56:04	Bright	36.000	96	68Del Leo	2.5600	9300.0	72	29612	No
176	GOM_NL__2PRFIN20071029_201805_000000542062_00500_29612_8616.N1	29-OCT-2007 20:18:05	Dark	54.000	65	Lam Vel	2.2040	4400.0	108	29612	No
177	GOM_NL__2PRFIN20071029_202047_000000472062_00501_29613_8612.N1	29-OCT-2007 20:20:47	Dark	47.000	46	Del Vel	1.9540	10600.	94	29613	No
178	GOM_NL__2PRFIN20071029_202211_000000522062_00501_29613_8613.N1	29-OCT-2007 20:22:11	Dark	51.500	41	Eps Car	1.8600	4100.0	103	29613	No
179	GOM_NL__2PRFIN20071029_202711_000000562062_00501_29613_8614.N1	29-OCT-2007 20:27:11	Dark	56.000	2	Alp Car	-0.73600	7000.0	112	29613	No
180	GOM_NL__2PRFIN20071029_203744_000000432062_00501_29613_8615.N1	29-OCT-2007 20:37:44	Straylight	43.000	157	The1Eri	2.9060	9300.0	86	29613	No
181	GOM_NL__2PRFIN20071029_205657_000000392062_00501_29613_8616.N1	29-OCT-2007 20:56:57	Bright	38.500	105	6Bet Ari	2.6450	8900.0	77	29613	No
182	GOM_NL__2PRFIN20071029_210053_000000372062_00501_29613_8617.N1	29-OCT-2007 21:00:53	Bright	36.500	53	43Bet And	2.0480	3300.0	73	29613	No
183	GOM_NL__2PRFIN20071029_210329_000000392062_00501_29613_8618.N1	29-OCT-2007 21:03:29	Bright	39.000	73	57Gam1And	2.2600	13100.	78	29613	No
184	GOM_NL__2PRFIN20071029_210644_000000372062_00501_29613_8619.N1	29-OCT-2007 21:06:44	Bright	37.000	68	18Alp Cas	2.2250	4500.0	74	29613	No
185	GOM_NL__2PRFIN20071029_210757_000000362062_00501_29613_8620.N1	29-OCT-2007 21:07:57	Bright	35.500	76	27Gam Cas	2.3000	30000.	71	29613	No
186	GOM_NL__2PRFIN20071029_211600_000000362062_00501_29613_8621.N1	29-OCT-2007 21:16:00	Bright	36.000	49	1Alp UMi	1.9900	6300.0	72	29613	No
187	GOM_NL__2PRFIN20071029_212411_000000392062_00501_29613_8622.N1	29-OCT-2007 21:24:11	Bright	39.000	36	50Alp UMa	1.8000	6300.0	78	29613	No
188	GOM_NL__2PRFIN20071029_212547_000000392062_00501_29613_8623.N1	29-OCT-2007 21:25:47	Bright	38.500	82	48Bet UMa	2.3650	10600.	77	29613	No
189	GOM_NL__2PRFIN20071029_212925_000000382062_00501_29613_8624.N1	29-OCT-2007 21:29:25	Bright	37.500	174	52Psi UMa	3.0040	4400.0	75	29613	No
190	GOM_NL__2PRFIN20071029_213640_000000362062_00501_29613_8625.N1	29-OCT-2007 21:36:40	Bright	36.000	96	68Del Leo	2.5600	9300.0	72	29613	No
191	GOM_NL__2PRFIN20071029_215842_000000512062_00501_29613_8626.N1	29-OCT-2007 21:58:42	Dark	50.500	65	Lam Vel	2.2040	4400.0	101	29613	No
192	GOM_NL__2PRFIN20071029_220124_000000412063_00001_29614_8638.N1	29-OCT-2007 22:01:24	Dark	40.500	46	Del Vel	1.9540	10600.	81	29614	No
193	GOM_NL__2PRFIN20071029_220247_000000502063_00001_29614_8639.N1	29-OCT-2007 22:02:47	Dark	49.500	41	Eps Car	1.8600	4100.0	99	29614	No
194	GOM_NL__2PRFIN20071029_220748_000000612063_00001_29614_8640.N1	29-OCT-2007 22:07:48	Dark	61.000	2	Alp Car	-0.73600	7000.0	122	29614	No
195	GOM_NL__2PRFIN20071029_221821_000000412063_00001_29614_8641.N1	29-OCT-2007 22:18:21	Straylight	41.000	157	The1Eri	2.9060	9300.0	82	29614	No
196	GOM_NL__2PRFIN20071029_223733_000000402063_00001_29614_8642.N1	29-OCT-2007 22:37:33	Bright	40.000	105	6Bet Ari	2.6450	8900.0	80	29614	No
197	GOM_NL__2PRFIN20071029_224129_000000382063_00001_29614_8643.N1	29-OCT-2007 22:41:29	Bright	38.000	53	43Bet And	2.0480	3300.0	76	29614	No
198	GOM_NL__2PRFIN20071029_224404_000000382063_00001_29614_8644.N1	29-OCT-2007 22:44:04	Bright	38.000	73	57Gam1And	2.2600	13100.	76	29614	No
199	GOM_NL__2PRFIN20071029_224720_000000362063_00001_29614_8645.N1	29-OCT-2007 22:47:20	Bright	36.000	68	18Alp Cas	2.2250	4500.0	72	29614	No
200	GOM_NL__2PRFIN20071029_224833_000000372063_00001_29614_8646.N1	29-OCT-2007 22:48:33	Bright	37.000	76	27Gam Cas	2.3000	30000.	74	29614	No
201	GOM_NL__2PRFIN20071029_225636_000000362063_00001_29614_8647.N1	29-OCT-2007 22:56:36	Bright	35.500	49	1Alp UMi	1.9900	6300.0	71	29614	No
202	GOM_NL__2PRFIN20071029_230447_000000392063_00001_29614_8648.N1	29-OCT-2007 23:04:47	Bright	38.500	36	50Alp UMa	1.8000	6300.0	77	29614	No
203	GOM_NL__2PRFIN20071029_230623_000000552063_00001_29614_8649.N1	29-OCT-2007 23:06:23	Bright	55.000	82	48Bet UMa	2.3650	10600.	110	29614	No
204	GOM_NL__2PRFIN20071029_231001_000000562063_00001_29614_8650.N1	29-OCT-2007 23:10:01	Bright	56.000	174	52Psi UMa	3.0040	4400.0	112	29614	No
205	GOM_NL__2PRFIN20071029_231716_000000422063_00001_29614_8651.N1	29-OCT-2007 23:17:16	Bright	42.000	96	68Del Leo	2.5600	9300.0	84	29614	No

3. Quality information per product


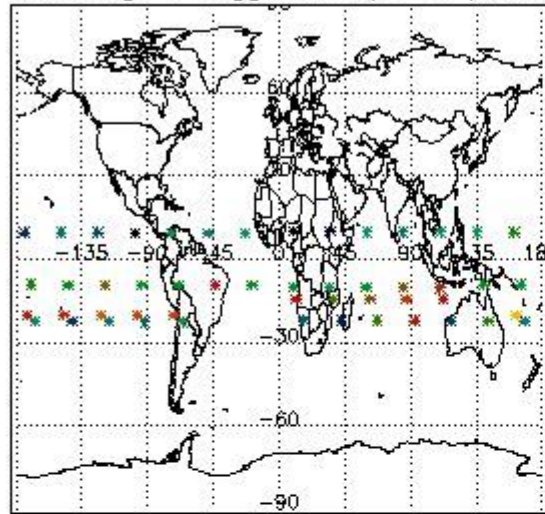
In this section it is plotted some information contained in the Quality Summary data set of the level 2 products. Only products in dark limb conditions and without errors (error flag in the MPH set to "0") are used.

3.1 Plot quality information per product (time dependant)

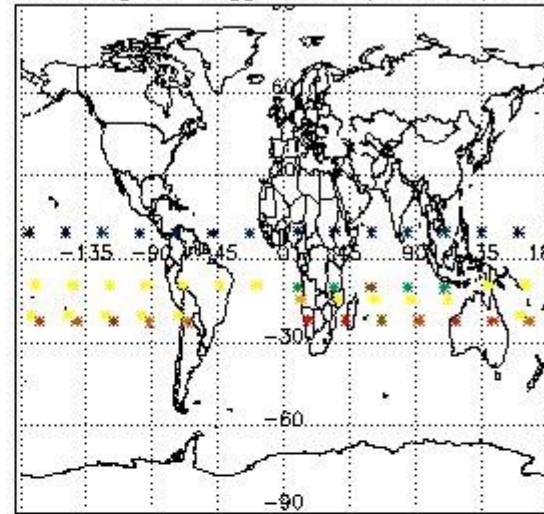


3.2 Plot quality information per product (world map)


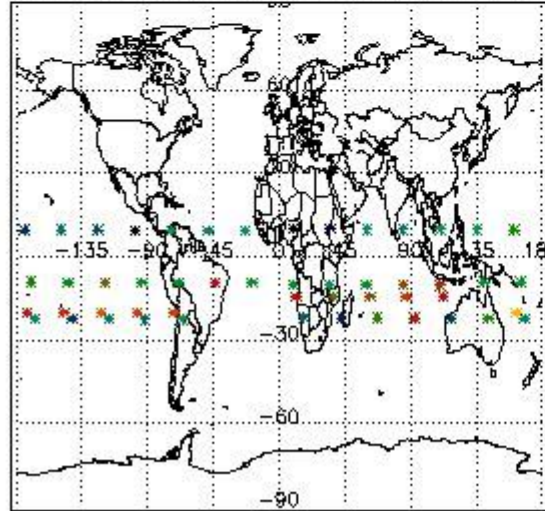
Percentage of flagged data per O3 profile



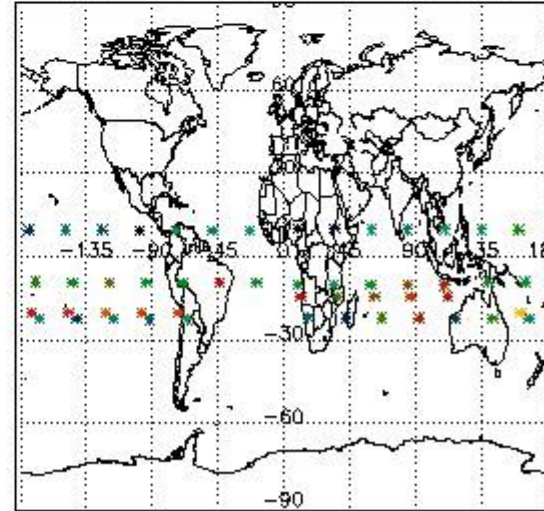
Percentage of flagged data per H2O profile



Percentage of flagged data per NO2 profile



Percentage of flagged data per NO3 profile

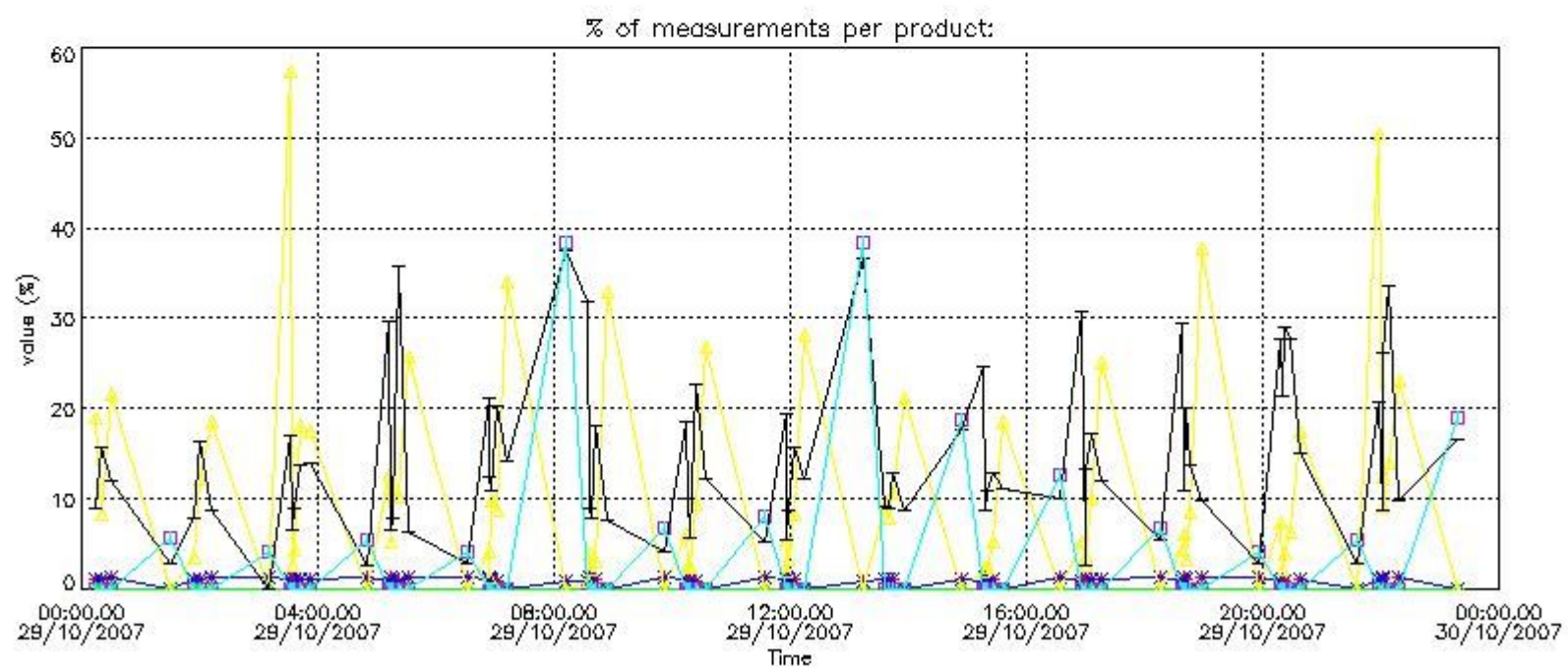


4. Level 1 quality information per product

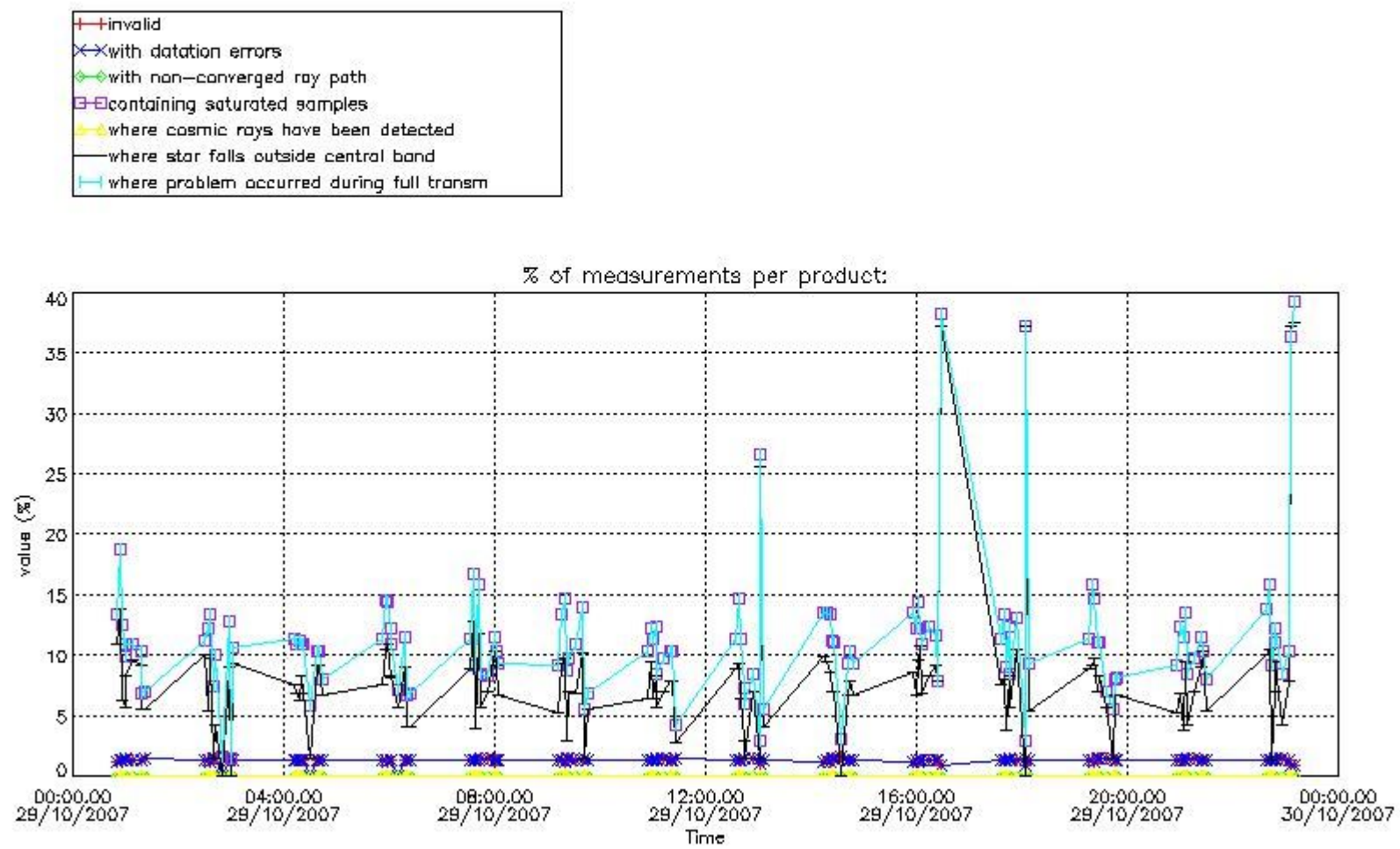
In this section it is plotted some information contained in the Quality Summary data set of the level 2 products that comes from the level 1b processing. Products without errors (error flag in the MPH set to "0") are used.

4.1 Plot quality information per product (time dependant) coming from level 1b processing

4.1.1 Plot level 1 quality information per product (time dependant): ENVISAT ASCENDING passes



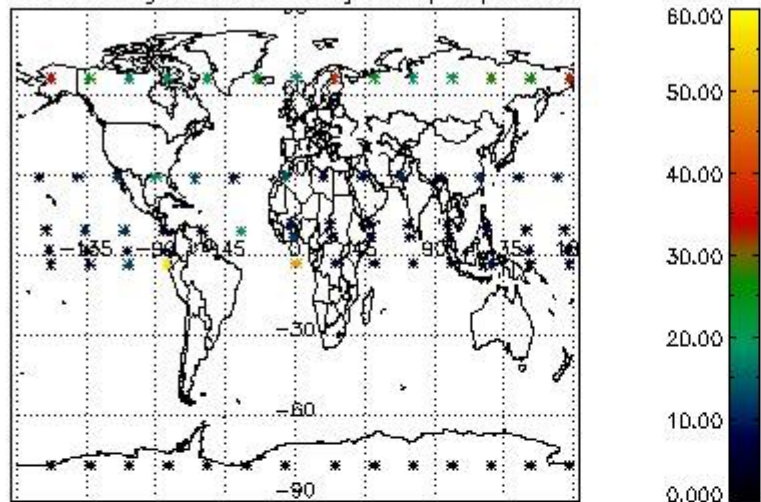
4.1.2 Plot level 1 quality information per product (time dependant): ENVI SAT DESCENDING passes



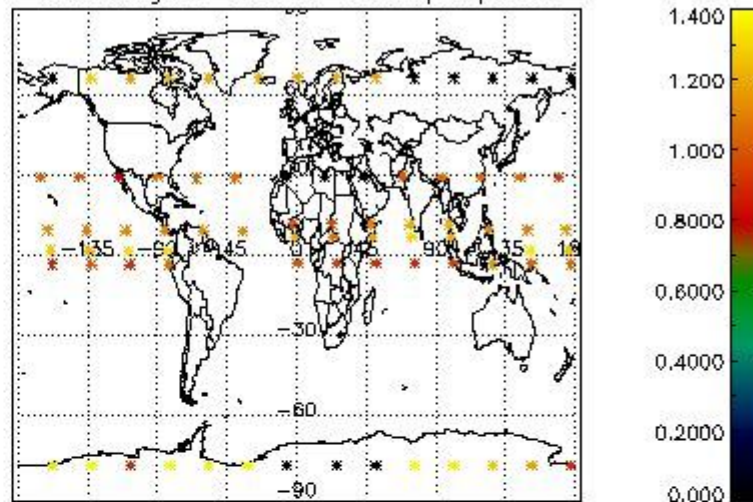
4.2 Plot quality information per product coming from level 1b processing (world map)

4.2.1 Plot level 1 quality information per product (world map): ENVISAT ASCENDING passes

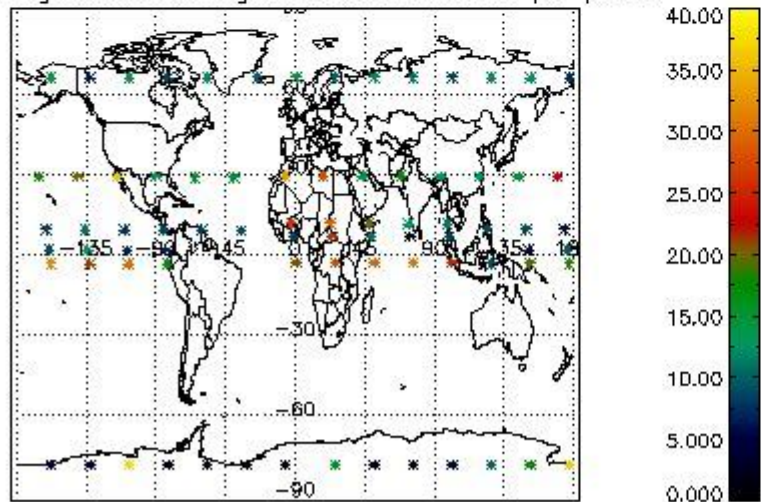
Percentage of cosmic ray hits per profile



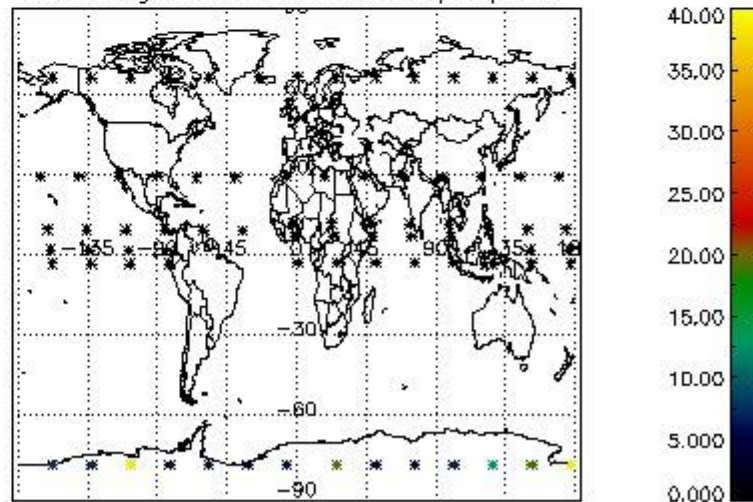
Percentage of datation errors per profile



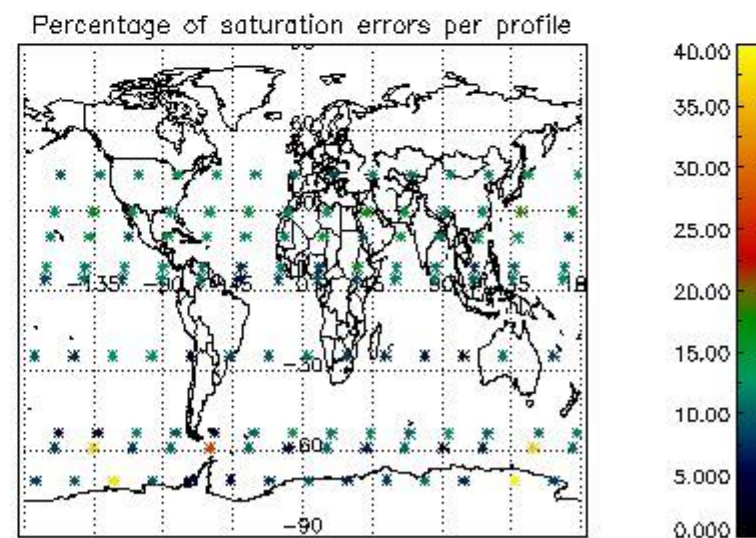
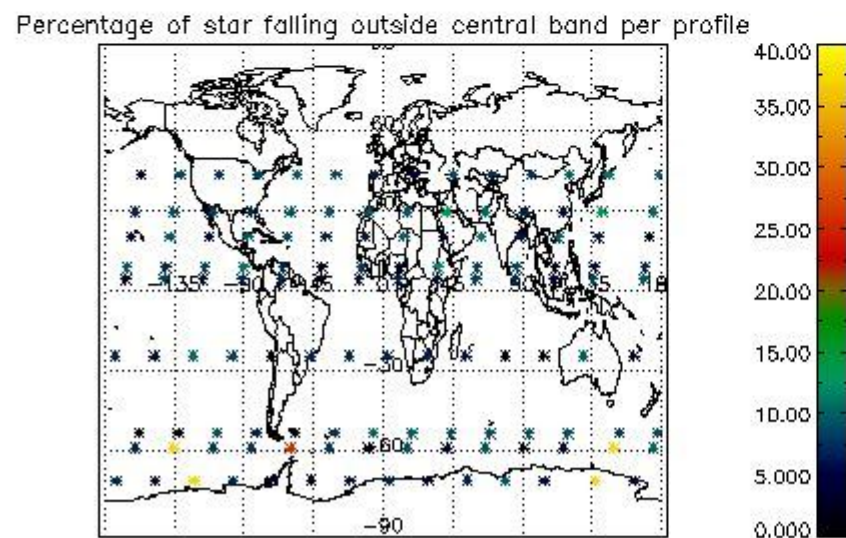
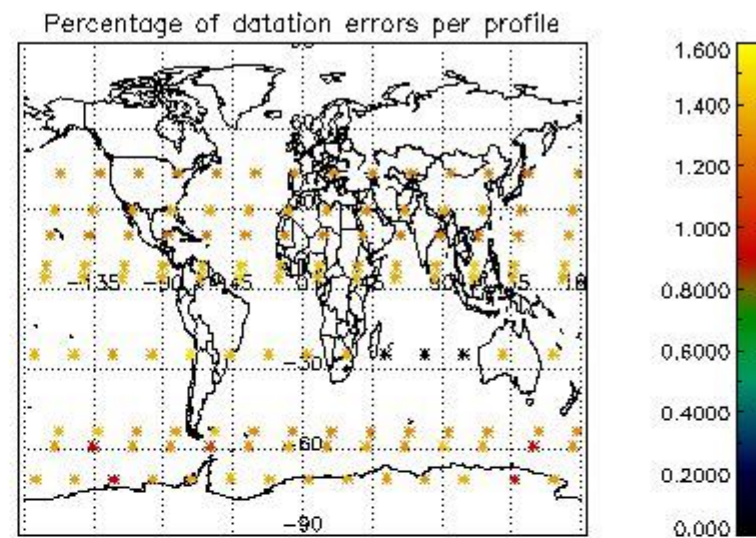
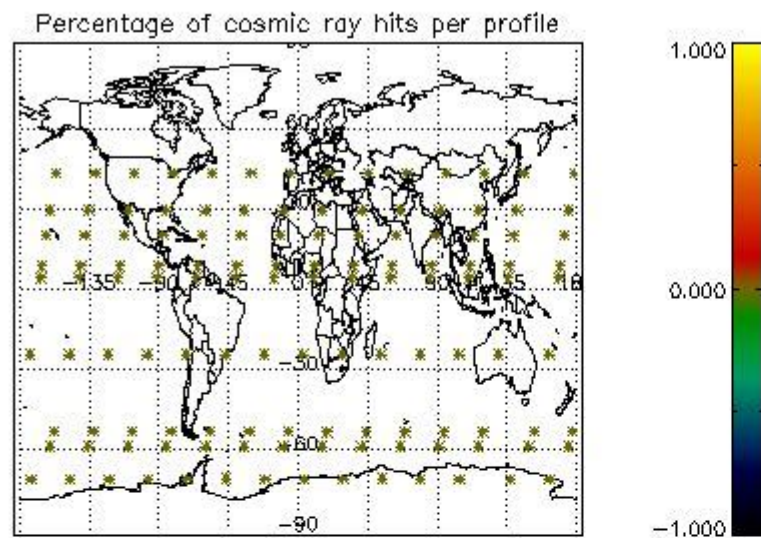
Percentage of star falling outside central band per profile



Percentage of saturation errors per profile



4.2.2 Plot level 1 quality information per product (world map): ENVISAT DESCENDING passes



5. Trace gas profiles

5.1 Ozone statistics based on quality of products

The final quality of the products can be "measured" using the STD (Standard Deviation) attached to every point profile. This information is written to the parameter GOM_NL__2P/NL_LOCAL_SPECIES_DENSITY/o3_std of the level 2 products. The table below shows the statistics for given STD ranges.

The statistics are given with respect to the overall valid production:

- Products without fatal errors: GOM_NL__2P/MPH/PRODUCT_ERR=0
- Valid point profile: GOM_NL__2P/NL_LOCAL_SPECIES_DENSITY/pcd(0)=0

The 'Criteria' is applied to valid points of dark limb products:

- Products in dark limb illumination condition: GOM_NL__2P/NL_SUMMARY_QUALITY/obs_ill_cond=0
- Products without fatal errors: GOM_NL__2P/MPH/PRODUCT_ERR=0
- Valid point profile: GOM_NL__2P/NL_LOCAL_SPECIES_DENSITY/pcd(0)=0

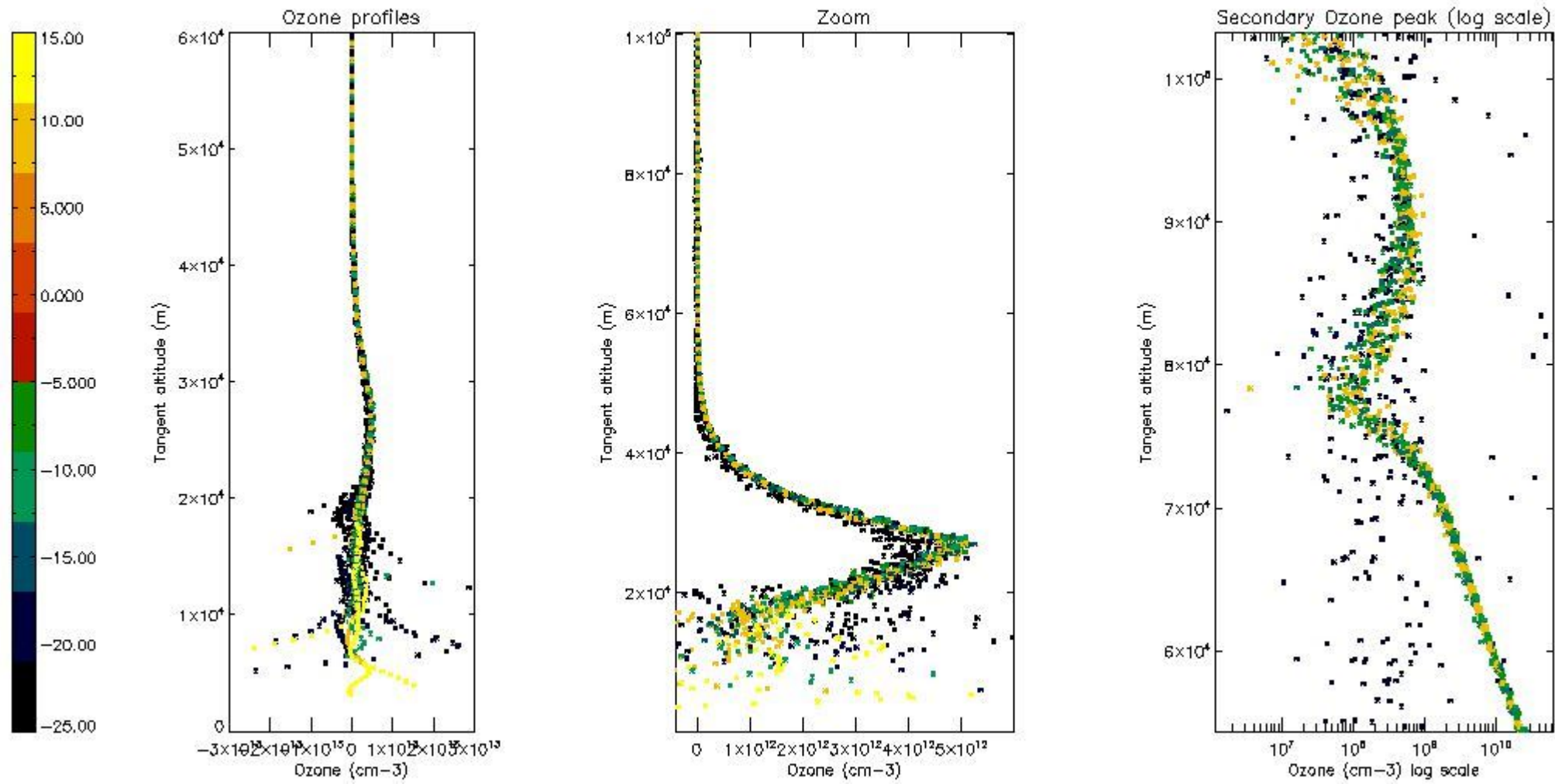
So, the table below shows the percentage of dark limb and valid observations for each criteria with respect to the overall valid daily observations.

Criteria	% of total production
All STD	30
STD < 20	18

STD < 10	15
STD < 5	10

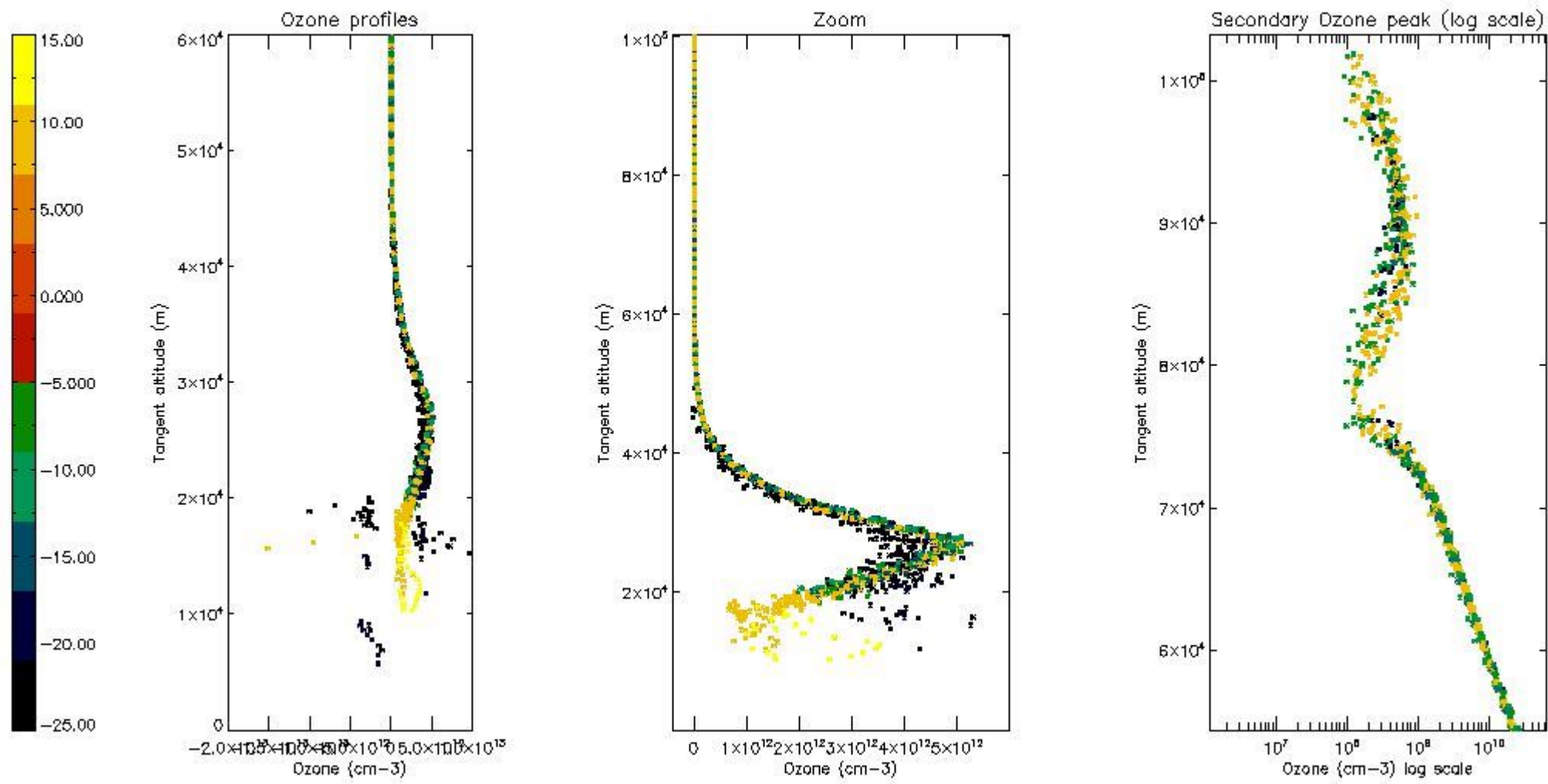
5.2 Plot ozone profiles for all STD (dark without errors)

The colorbar represents the latitude.



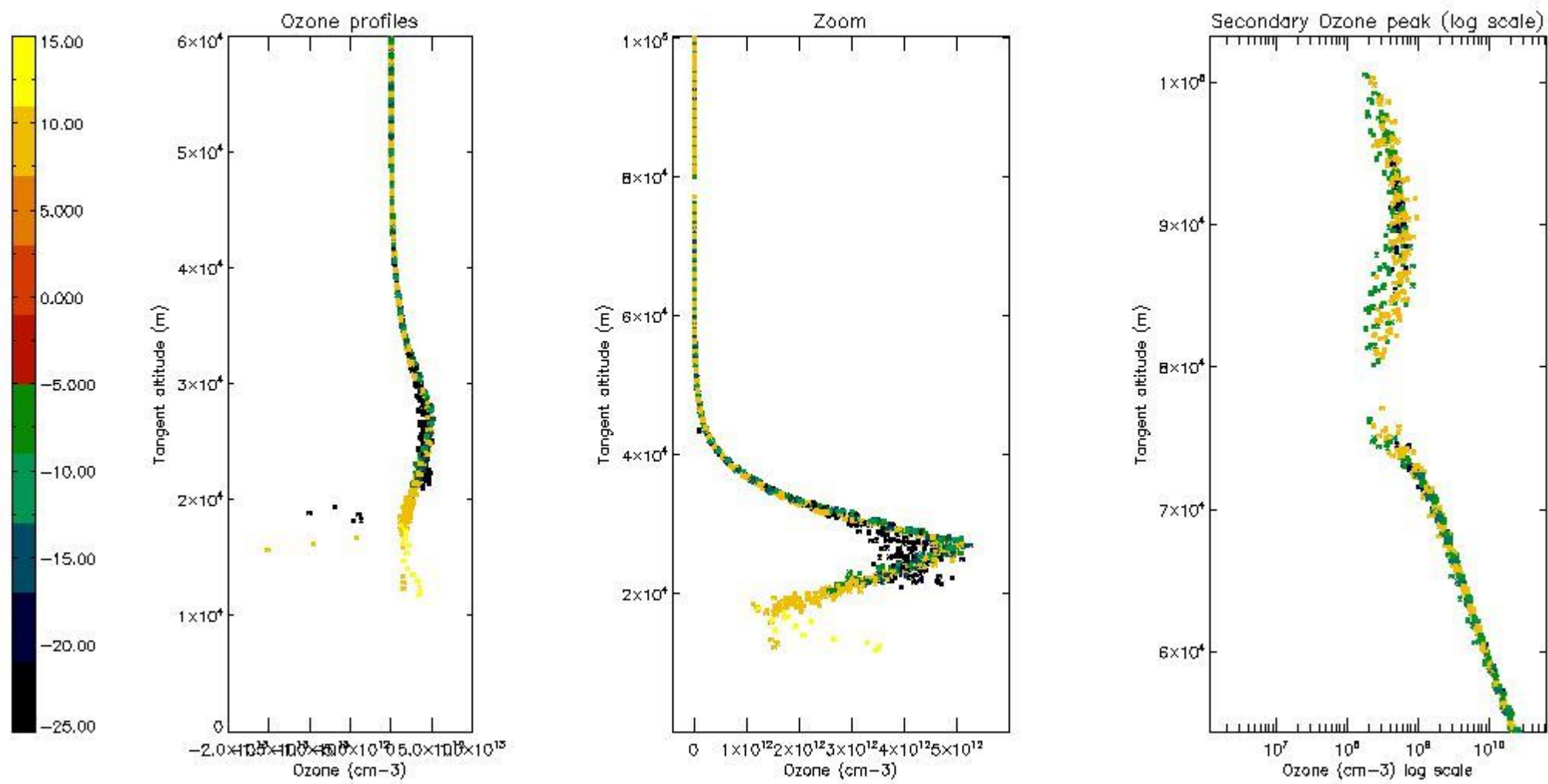
5.3 Plot ozone profiles where STD < 20% (dark without errors)

The colorbar represents the latitude.



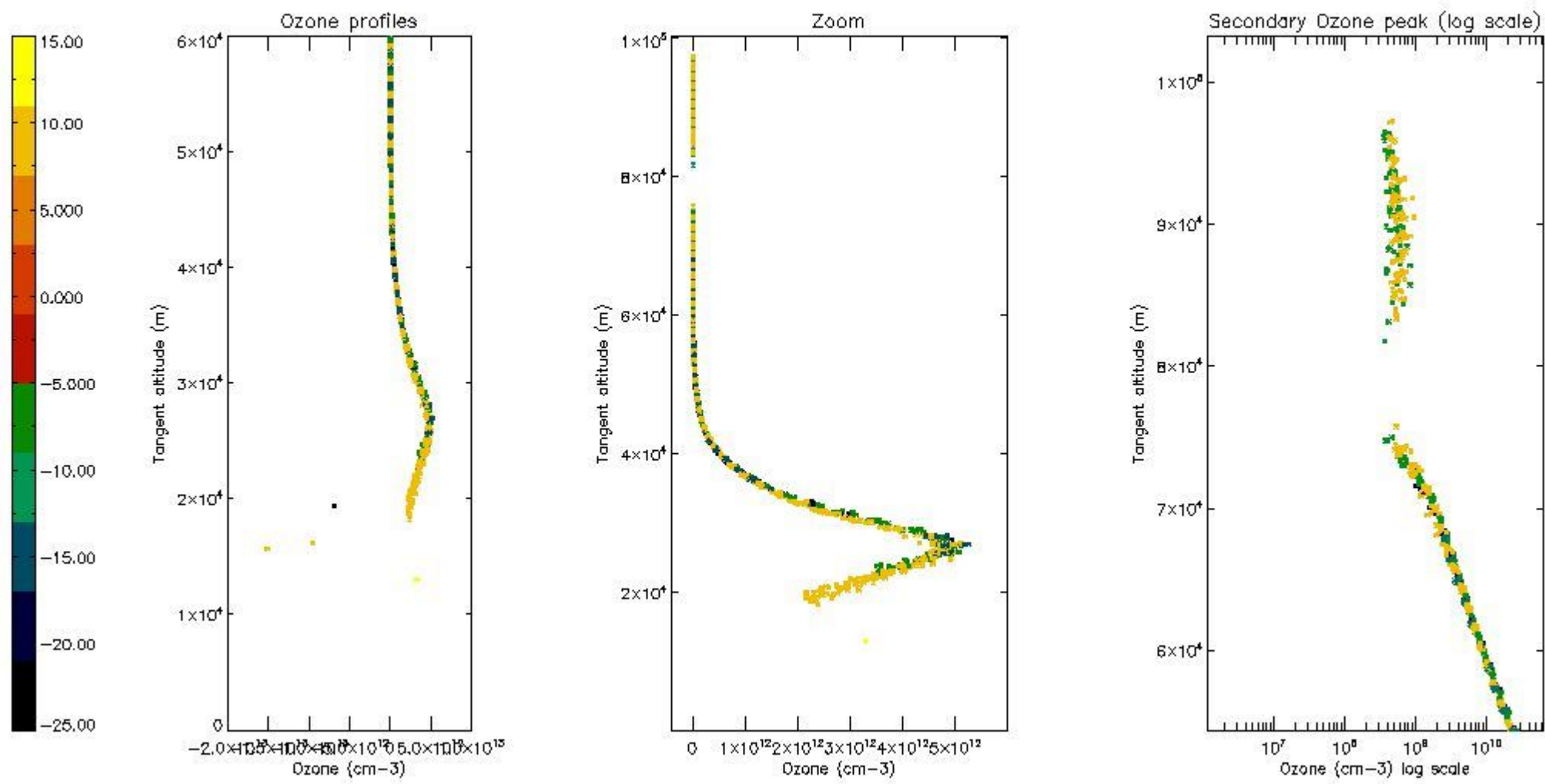
5.4 Plot ozone profiles where STD < 10% (dark without errors)

The colorbar represents the latitude.



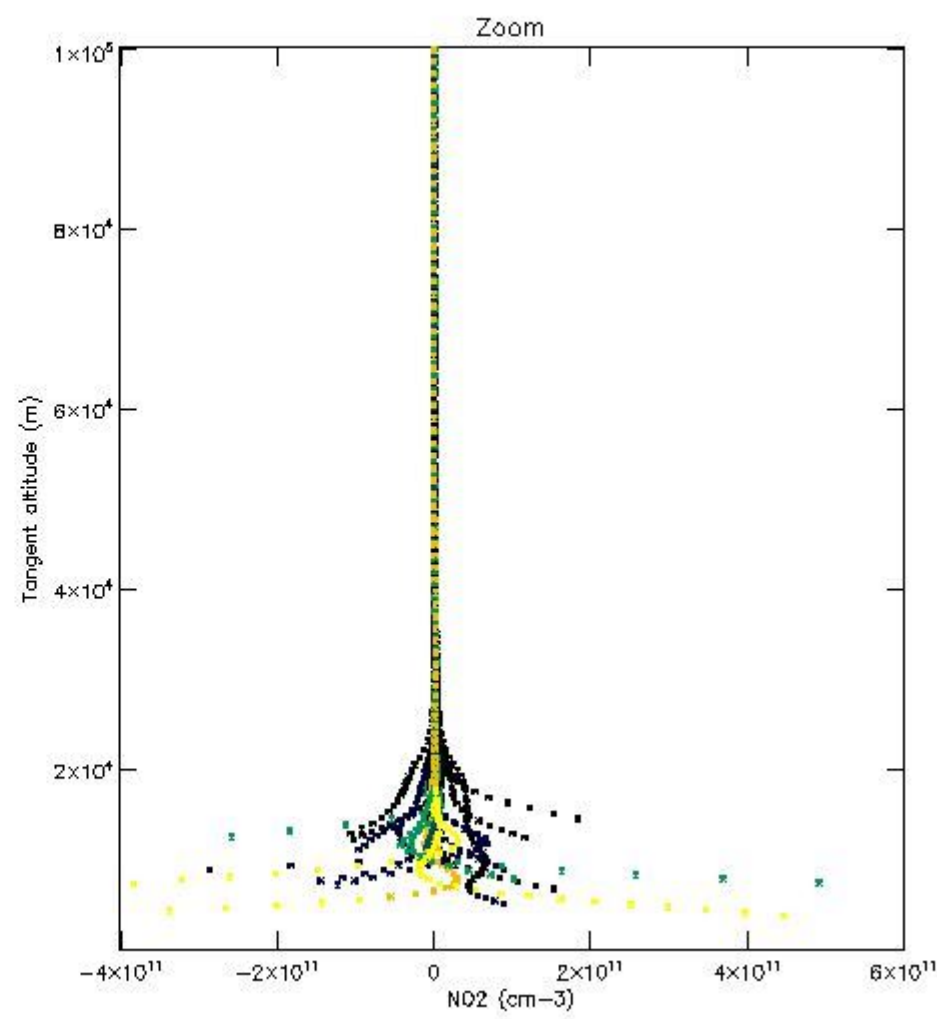
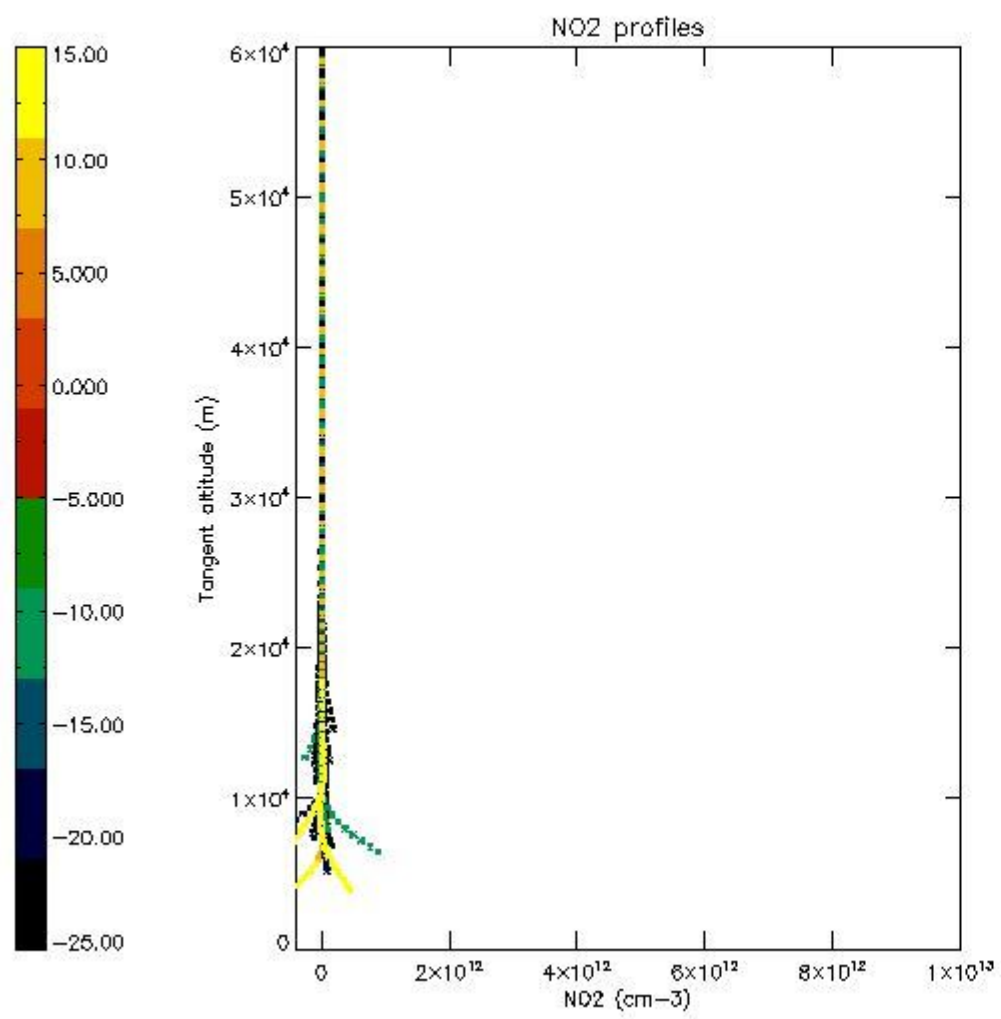
5.5 Plot ozone profiles where STD < 5% (dark without errors)

The colorbar represents the latitude.



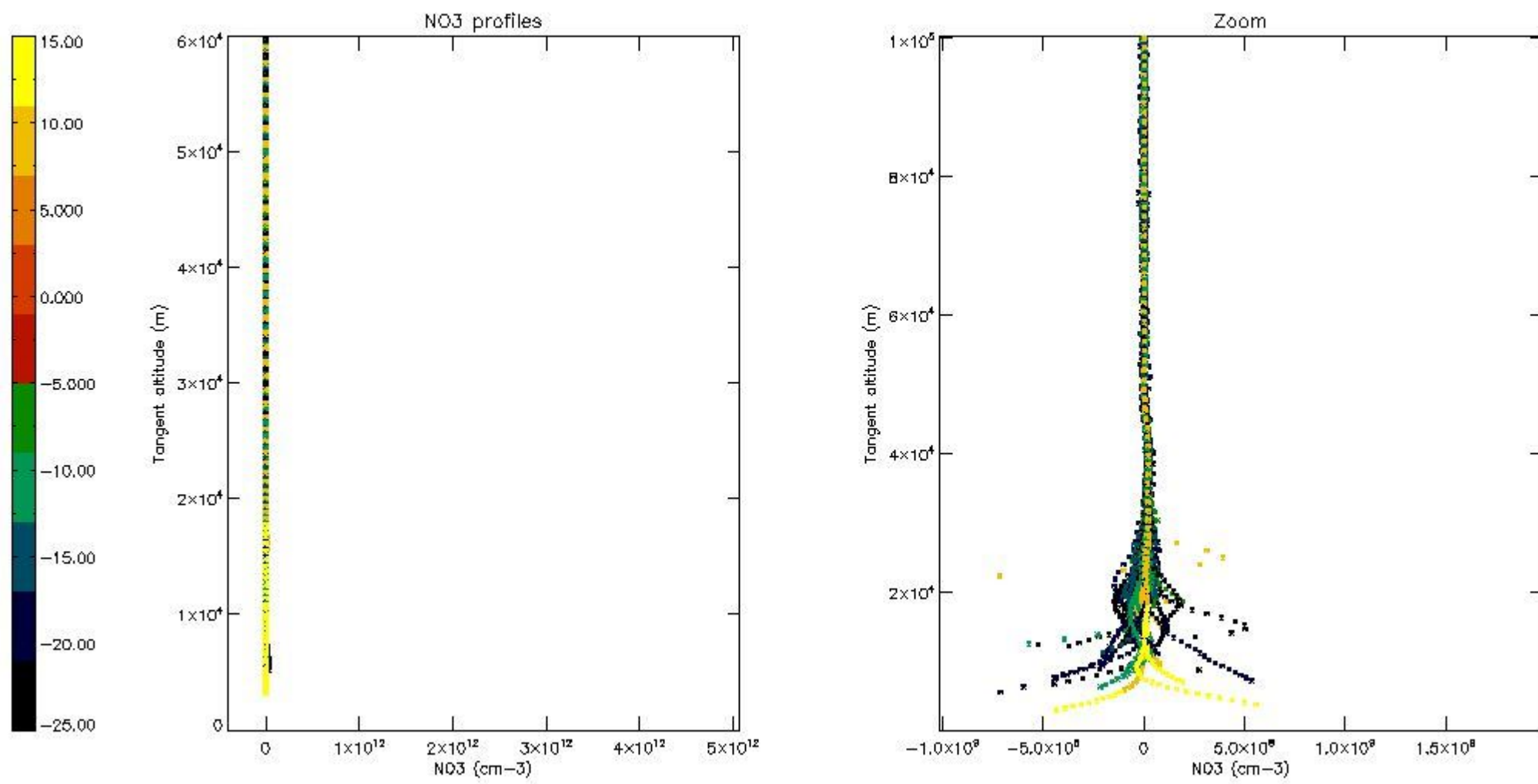
5.6 Plot NO₂ profiles for all STD (dark without errors)

The colorbar represents the latitude.



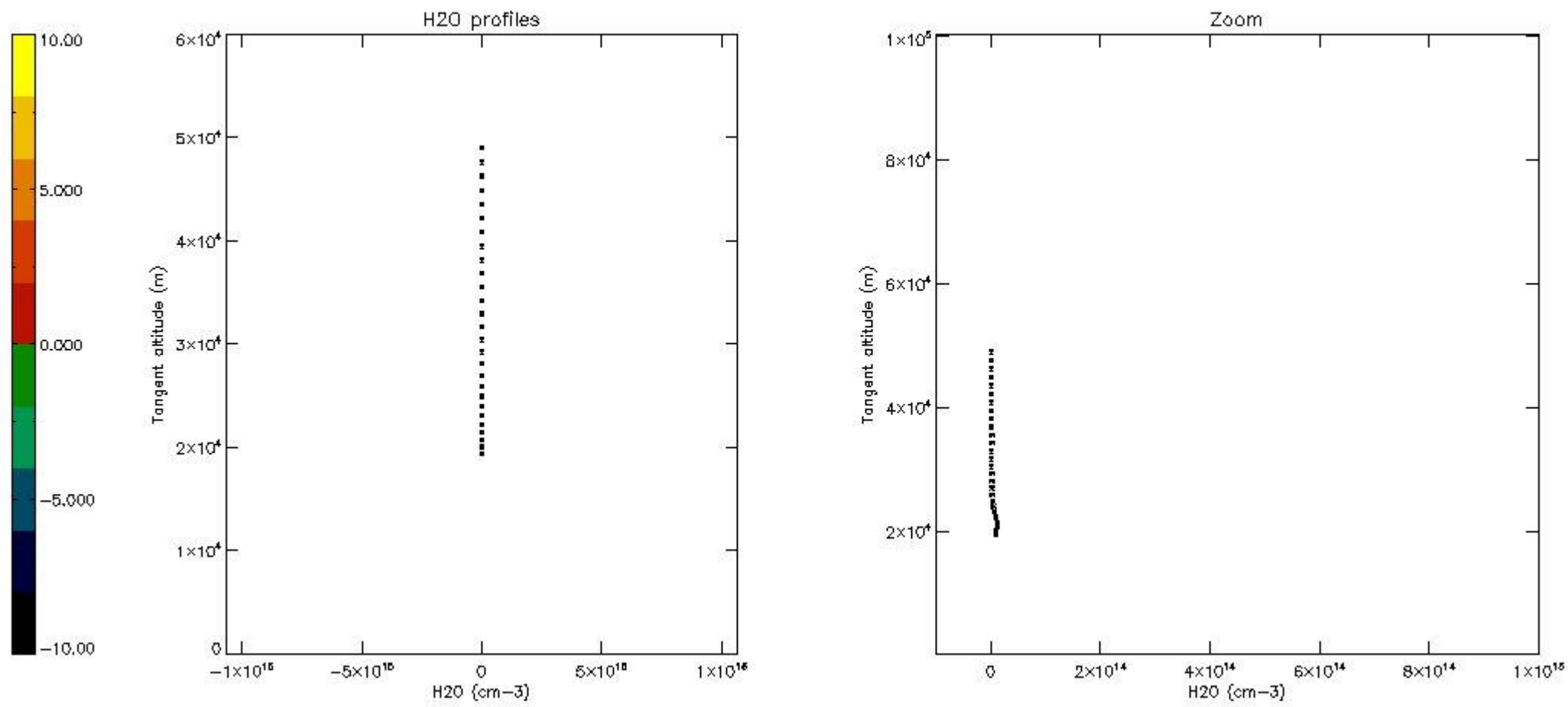
5.7 Plot NO3 profiles for all STD (dark without errors)

The colorbar represents the latitude.



5.8 Plot H2O profiles for all STD (only for occultations of stars 1,2,3,4,13,14,16,26,63 dark without errors)

The colorbar represents the latitude.



6. Auxiliary Data Files used for the production reported in section 2

The number reported in the third column indicates since which file (see list in section 2) the corresponding auxiliary file has been used. The fourth column is the date of those product files.

Type	Auxiliary Filename	Used since product	Used since product date
INST_PHYS_CHARACTERISTICS	GOM_INS_AXVIEC20091111_143220_20030716_120000_20500101_000000	1	29-OCT-2007 00:14:17
LEVEL-2_PROC_CONFIG	GOM_PR2_AXVIEC20091111_152718_20020301_000000_20500101_000000	1	29-OCT-2007 00:14:17
CROSS_SECTIONS_FILE	GOM_CRS_AXVIEC20091111_154832_20020301_000000_20500101_000000	1	29-OCT-2007 00:14:17

GOMOS Level 2 Daily Report

SUMMARY

[1. General Info](#)

[2. Summary of processed GOM_NL_2P products](#)

[3. Level 2 Quality information per product](#)

[3.1 Plot of level 2 quality information per product \(time dependant\)](#)

[3.2 Plot of level 2 quality information per product \(world map\)](#)

[4. Level 1 Quality information per product \(stored on level 2 products\)](#)

[4.1 Plot of level 1 quality information per product \(time dependant\)](#)

[4.1.1 Plot of level 1 quality information per product \(time dependant\): ASCENDING](#)

[4.1.2 Plot of level 1 quality information per product \(time dependant\): DESCENDING](#)

[4.2 Plot of level 1 quality information per product \(world map\)](#)

[4.2.1 Plot of level 1 quality information per product \(world map\): ASCENDING](#)

[4.2.2 Plot of level 1 quality information per product \(world map\): DESCENDING](#)

[5. Ozone profiles based on quality statistics and other trace gas profiles](#)

[5.1 Ozone statistics based on quality of products](#)

[5.2 Plot ozone profiles for all STD \(dark without errors\)](#)

[5.3 Plot ozone profiles where STD < 20% \(dark without errors\)](#)

[5.4. Plot ozone profiles where STD < 10% \(dark without errors\)](#)

[5.5. Plot ozone profiles where STD < 5% \(dark without errors\)](#)

[5.6 Plot NO2 profiles for all STD \(dark without errors\)](#)

[5.7 Plot NO3 profiles for all STD \(dark without errors\)](#)

[5.8 Plot H2O profiles \(only for occultations of stars 1,2,3,4,13,14,16,26,63 dark without errors\) for all STD](#)

[6. Auxiliary Data Files used for the production reported in section 2](#)

This report presents the daily analysis on parameters extracted from GOMOS level 2 data (GOM_NL__2P). It is intended to monitor some important parameters that will impact the quality of these products. A list of level 2 products (and content) that have arrived during the reporting day to the PCF is also given.

Item	Value
Time of report generation	23APR2013 09:38:45
Data source version	GOMOS/6.01
Start time of products	29-10-2007 (29OCT2007 00:00:00)
Stop time of products	30-10-2007 (30OCT2007 00:00:00)
Store outputs in DB	Yes
Nb of level 2 prods	205
Nb of prods with errors	0

2. Summary of processed GOM_NL__2P products.

Nr	Filename	UTC Start time	Limb	Duration	Star Id	Star Name	Star Mag	Star Temp	Nb Meas	Orbit	Prod. error
1	GOM_NL__2PRFIN20071029_001417_000000452062_00489_29601_8384.N1	29-OCT-2007 00:14:17	Dark	45.000	34	Gam2Vel	1.7930	23000.	90	29601	No
2	GOM_NL__2PRFIN20071029_001950_000000482062_00489_29601_8385.N1	29-OCT-2007 00:19:50	Dark	48.000	2	Alp Car	-0.73600	7000.0	96	29601	No
3	GOM_NL__2PRFIN20071029_003029_000000422062_00489_29601_8386.N1	29-OCT-2007 00:30:29	Straylight	41.500	157	The1Eri	2.9060	9300.0	83	29601	No
4	GOM_NL__2PRFIN20071029_004948_000000412062_00489_29601_8387.N1	29-OCT-2007 00:49:48	Bright	41.000	105	6Bet Ari	2.6450	8900.0	82	29601	No
5	GOM_NL__2PRFIN20071029_005343_000000402062_00489_29601_8388.N1	29-OCT-2007 00:53:43	Bright	40.000	53	43Bet And	2.0480	3300.0	80	29601	No
6	GOM_NL__2PRFIN20071029_005622_000000402062_00489_29601_8389.N1	29-OCT-2007 00:56:22	Bright	40.000	73	57Gam1And	2.2600	13100.	80	29601	No
7	GOM_NL__2PRFIN20071029_005933_000000362062_00489_29601_8390.N1	29-OCT-2007 00:59:33	Bright	35.500	68	18Alp Cas	2.2250	4500.0	71	29601	No
8	GOM_NL__2PRFIN20071029_010046_000000372062_00489_29601_8391.N1	29-OCT-2007 01:00:46	Bright	36.500	76	27Gam Cas	2.3000	30000.	73	29601	No
9	GOM_NL__2PRFIN20071029_010849_000000372062_00489_29601_8392.N1	29-OCT-2007 01:08:49	Bright	36.500	49	1Alp UMi	1.9900	6300.0	73	29601	No
10	GOM_NL__2PRFIN20071029_011701_000000392062_00489_29601_8393.N1	29-OCT-2007 01:17:01	Bright	38.500	36	50Alp UMa	1.8000	6300.0	77	29601	No
11	GOM_NL__2PRFIN20071029_011837_000000372062_00489_29601_8394.N1	29-OCT-2007 01:18:37	Bright	36.500	82	48Bet UMa	2.3650	10600.	73	29601	No
12	GOM_NL__2PRFIN20071029_012214_000000362062_00489_29601_8395.N1	29-OCT-2007 01:22:14	Bright	36.000	174	52Psi UMa	3.0040	4400.0	72	29601	No
13	GOM_NL__2PRFIN20071029_012926_000000362062_00489_29601_8396.N1	29-OCT-2007 01:29:26	Bright	35.500	96	68Del Leo	2.5600	9300.0	71	29601	No
14	GOM_NL__2PRFIN20071029_015454_000000442062_00490_29602_8393.N1	29-OCT-2007 01:54:54	Dark	44.000	34	Gam2Vel	1.7930	23000.	88	29602	No
15	GOM_NL__2PRFIN20071029_020027_000000492062_00490_29602_8394.N1	29-OCT-2007 02:00:27	Dark	49.000	2	Alp Car	-0.73600	7000.0	98	29602	No
16	GOM_NL__2PRFIN20071029_021105_000000412062_00490_29602_8395.N1	29-OCT-2007 02:11:05	Straylight	40.500	157	The1Eri	2.9060	9300.0	81	29602	No
17	GOM_NL__2PRFIN20071029_023024_000000402062_00490_29602_8396.N1	29-OCT-2007 02:30:24	Bright	40.000	105	6Bet Ari	2.6450	8900.0	80	29602	No
18	GOM_NL__2PRFIN20071029_023418_000000372062_00490_29602_8397.N1	29-OCT-2007 02:34:18	Bright	37.000	53	43Bet And	2.0480	3300.0	74	29602	No
19	GOM_NL__2PRFIN20071029_023657_000000412062_00490_29602_8398.N1	29-OCT-2007 02:36:57	Bright	41.000	73	57Gam1And	2.2600	13100.	82	29602	No
20	GOM_NL__2PRFIN20071029_024009_000000342062_00490_29602_8399.N1	29-OCT-2007 02:40:09	Bright	34.000	68	18Alp Cas	2.2250	4500.0	68	29602	No
21	GOM_NL__2PRFIN20071029_024122_000000352062_00490_29602_8400.N1	29-OCT-2007 02:41:22	Bright	35.000	76	27Gam Cas	2.3000	30000.	70	29602	No
22	GOM_NL__2PRFIN20071029_024925_000000322062_00490_29602_8401.N1	29-OCT-2007 02:49:25	Bright	31.500	49	1Alp UMi	1.9900	6300.0	63	29602	No
23	GOM_NL__2PRFIN20071029_025737_000000392062_00490_29602_8402.N1	29-OCT-2007 02:57:37	Bright	39.000	36	50Alp UMa	1.8000	6300.0	78	29602	No
24	GOM_NL__2PRFIN20071029_025913_000000352062_00490_29602_8403.N1	29-OCT-2007 02:59:13	Bright	34.500	82	48Bet UMa	2.3650	10600.	69	29602	No
25	GOM_NL__2PRFIN20071029_030250_000000382062_00490_29602_8404.N1	29-OCT-2007 03:02:50	Bright	37.500	174	52Psi UMa	3.0040	4400.0	75	29602	No
26	GOM_NL__2PRFIN20071029_031002_000000362062_00490_29602_8405.N1	29-OCT-2007 03:10:02	Bright	36.000	96	68Del Leo	2.5600	9300.0	72	29602	No
27	GOM_NL__2PRFIN20071029_033157_000000472062_00490_29602_8406.N1	29-OCT-2007 03:31:57	Dark	47.000	65	Lam Vel	2.2040	4400.0	94	29602	No
28	GOM_NL__2PRFIN20071029_033323_000000382062_00491_29603_8413.N1	29-OCT-2007 03:33:23	Dark	38.000	91	Kap Vel	2.4900	26000.	76	29603	No
29	GOM_NL__2PRFIN20071029_033531_000000452062_00491_29603_8414.N1	29-OCT-2007 03:35:31	Dark	45.000	34	Gam2Vel	1.7930	23000.	90	29603	No
30	GOM_NL__2PRFIN20071029_034104_000000472062_00491_29603_8415.N1	29-OCT-2007 03:41:04	Dark	47.000	2	Alp Car	-0.73600	7000.0	94	29603	No
31	GOM_NL__2PRFIN20071029_035141_000000432062_00491_29603_8416.N1	29-OCT-2007 03:51:41	Straylight	43.000	157	The1Eri	2.9060	9300.0	86	29603	No
32	GOM_NL__2PRFIN20071029_041100_000000402062_00491_29603_8417.N1	29-OCT-2007 04:11:00	Bright	39.500	105	6Bet Ari	2.6450	8900.0	79	29603	No
33	GOM_NL__2PRFIN20071029_041454_000000372062_00491_29603_8418.N1	29-OCT-2007 04:14:54	Bright	36.500	53	43Bet And	2.0480	3300.0	73	29603	No
34	GOM_NL__2PRFIN20071029_041733_000000402062_00491_29603_8419.N1	29-OCT-2007 04:17:33	Bright	40.000	73	57Gam1And	2.2600	13100.	80	29603	No
35	GOM_NL__2PRFIN20071029_042045_000000372062_00491_29603_8420.N1	29-OCT-2007 04:20:45	Bright	36.500	68	18Alp Cas	2.2250	4500.0	73	29603	No
36	GOM_NL__2PRFIN20071029_042158_000000372062_00491_29603_8421.N1	29-OCT-2007 04:21:58	Bright	36.500	76	27Gam Cas	2.3000	30000.	73	29603	No
37	GOM_NL__2PRFIN20071029_043001_000000342062_00491_29603_8422.N1	29-OCT-2007 04:30:01	Bright	34.000	49	1Alp UMi	1.9900	6300.0	68	29603	No
38	GOM_NL__2PRFIN20071029_043813_000000392062_00491_29603_8423.N1	29-OCT-2007 04:38:13	Bright	38.500	36	50Alp UMa	1.8000	6300.0	77	29603	No
39	GOM_NL__2PRFIN20071029_043948_000000392062_00491_29603_8424.N1	29-OCT-2007 04:39:48	Bright	38.500	82	48Bet UMa	2.3650	10600.	77	29603	No
40	GOM_NL__2PRFIN20071029_044325_000000382062_00491_29603_8425.N1	29-OCT-2007 04:43:25	Bright	37.500	174	52Psi UMa	3.0040	4400.0	75	29603	No
41	GOM_NL__2PRFIN20071029_045038_000000372062_00491_29603_8426.N1	29-OCT-2007 04:50:38	Bright	37.000	96	68Del Leo	2.5600	9300.0	74	29603	No
42	GOM_NL__2PRFIN20071029_051234_000000562062_00491_29603_8427.N1	29-OCT-2007 05:12:34	Dark	55.500	65	Lam Vel	2.2040	4400.0	111	29603	No

43	GOM_NL__2PRFIN20071029_051400_000000382062_00492_29604_8462.N1	29-OCT-2007 05:14:00	Dark	38.000	91	Kap Vel	2.4900	26000.	76	29604	No
44	GOM_NL__2PRFIN20071029_051608_000000452062_00492_29604_8463.N1	29-OCT-2007 05:16:08	Dark	45.000	34	Gam2Vel	1.7930	23000.	90	29604	No
45	GOM_NL__2PRFIN20071029_052141_000000632062_00492_29604_8464.N1	29-OCT-2007 05:21:41	Dark	63.000	2	Alp Car	-0.73600	7000.0	126	29604	No
46	GOM_NL__2PRFIN20071029_053218_000000392062_00492_29604_8465.N1	29-OCT-2007 05:32:18	Straylight	39.000	157	The1Eri	2.9060	9300.0	78	29604	No
47	GOM_NL__2PRFIN20071029_055135_000000402062_00492_29604_8466.N1	29-OCT-2007 05:51:35	Bright	39.500	105	6Bet Ari	2.6450	8900.0	79	29604	No
48	GOM_NL__2PRFIN20071029_055530_000000382062_00492_29604_8467.N1	29-OCT-2007 05:55:30	Bright	38.000	53	43Bet And	2.0480	3300.0	76	29604	No
49	GOM_NL__2PRFIN20071029_055809_000000422062_00492_29604_8468.N1	29-OCT-2007 05:58:09	Bright	41.500	73	57Gam1And	2.2600	13100.	83	29604	No
50	GOM_NL__2PRFIN20071029_060121_000000372062_00492_29604_8469.N1	29-OCT-2007 06:01:21	Bright	37.000	68	18Alp Cas	2.2250	4500.0	74	29604	No
51	GOM_NL__2PRFIN20071029_060234_000000372062_00492_29604_8470.N1	29-OCT-2007 06:02:34	Bright	36.500	76	27Gam Cas	2.3000	30000.	73	29604	No
52	GOM_NL__2PRFIN20071029_061037_000000352062_00492_29604_8471.N1	29-OCT-2007 06:10:37	Bright	35.000	49	1Alp UMi	1.9900	6300.0	70	29604	No
53	GOM_NL__2PRFIN20071029_061849_000000392062_00492_29604_8472.N1	29-OCT-2007 06:18:49	Bright	39.000	36	50Alp UMa	1.8000	6300.0	78	29604	No
54	GOM_NL__2PRFIN20071029_062024_000000372062_00492_29604_8473.N1	29-OCT-2007 06:20:24	Bright	37.000	82	48Bet UMa	2.3650	10600.	74	29604	No
55	GOM_NL__2PRFIN20071029_062402_000000372062_00492_29604_8474.N1	29-OCT-2007 06:24:02	Bright	36.500	174	52Psi UMa	3.0040	4400.0	73	29604	No
56	GOM_NL__2PRFIN20071029_063115_000000362062_00492_29604_8475.N1	29-OCT-2007 06:31:15	Bright	36.000	96	68Del Leo	2.5600	9300.0	72	29604	No
57	GOM_NL__2PRFIN20071029_065311_000000502062_00492_29604_8476.N1	29-OCT-2007 06:53:11	Dark	49.500	65	Lam Vel	2.2040	4400.0	99	29604	No
58	GOM_NL__2PRFIN20071029_065436_000000412062_00493_29605_8472.N1	29-OCT-2007 06:54:36	Dark	40.500	91	Kap Vel	2.4900	26000.	81	29605	No
59	GOM_NL__2PRFIN20071029_065645_000000462062_00493_29605_8473.N1	29-OCT-2007 06:56:45	Dark	46.000	34	Gam2Vel	1.7930	23000.	92	29605	No
60	GOM_NL__2PRFIN20071029_070217_000000522062_00493_29605_8474.N1	29-OCT-2007 07:02:17	Dark	51.500	2	Alp Car	-0.73600	7000.0	103	29605	No
61	GOM_NL__2PRFIN20071029_071254_000000432062_00493_29605_8475.N1	29-OCT-2007 07:12:54	Straylight	42.500	157	The1Eri	2.9060	9300.0	85	29605	No
62	GOM_NL__2PRFIN20071029_073211_000000402062_00493_29605_8476.N1	29-OCT-2007 07:32:11	Bright	39.500	105	6Bet Ari	2.6450	8900.0	79	29605	No
63	GOM_NL__2PRFIN20071029_073606_000000392062_00493_29605_8477.N1	29-OCT-2007 07:36:06	Bright	39.000	53	43Bet And	2.0480	3300.0	78	29605	No
64	GOM_NL__2PRFIN20071029_073844_000000392062_00493_29605_8478.N1	29-OCT-2007 07:38:44	Bright	38.500	73	57Gam1And	2.2600	13100.	77	29605	No
65	GOM_NL__2PRFIN20071029_074157_000000382062_00493_29605_8479.N1	29-OCT-2007 07:41:57	Bright	38.000	68	18Alp Cas	2.2250	4500.0	76	29605	No
66	GOM_NL__2PRFIN20071029_074310_000000362062_00493_29605_8480.N1	29-OCT-2007 07:43:10	Bright	35.500	76	27Gam Cas	2.3000	30000.	71	29605	No
67	GOM_NL__2PRFIN20071029_075113_000000362062_00493_29605_8481.N1	29-OCT-2007 07:51:13	Bright	36.000	49	1Alp UMi	1.9900	6300.0	72	29605	No
68	GOM_NL__2PRFIN20071029_075925_000000392062_00493_29605_8482.N1	29-OCT-2007 07:59:25	Bright	39.000	36	50Alp UMa	1.8000	6300.0	78	29605	No
69	GOM_NL__2PRFIN20071029_080100_000000392062_00493_29605_8483.N1	29-OCT-2007 08:01:00	Bright	38.500	82	48Bet UMa	2.3650	10600.	77	29605	No
70	GOM_NL__2PRFIN20071029_080438_000000382062_00493_29605_8484.N1	29-OCT-2007 08:04:38	Bright	37.500	174	52Psi UMa	3.0040	4400.0	75	29605	No
71	GOM_NL__2PRFIN20071029_081151_000000562062_00493_29605_8485.N1	29-OCT-2007 08:11:51	Bright	56.000	96	68Del Leo	2.5600	9300.0	112	29605	No
72	GOM_NL__2PRFIN20071029_083348_000000582062_00493_29605_8486.N1	29-OCT-2007 08:33:48	Dark	58.000	65	Lam Vel	2.2040	4400.0	116	29605	No
73	GOM_NL__2PRFIN20071029_083513_000000392062_00494_29606_8482.N1	29-OCT-2007 08:35:13	Dark	39.000	91	Kap Vel	2.4900	26000.	78	29606	No
74	GOM_NL__2PRFIN20071029_083721_000000452062_00494_29606_8483.N1	29-OCT-2007 08:37:21	Dark	44.500	34	Gam2Vel	1.7930	23000.	89	29606	No
75	GOM_NL__2PRFIN20071029_084254_000000502062_00494_29606_8484.N1	29-OCT-2007 08:42:54	Dark	49.500	2	Alp Car	-0.73600	7000.0	99	29606	No
76	GOM_NL__2PRFIN20071029_085330_000000402062_00494_29606_8485.N1	29-OCT-2007 08:53:30	Straylight	39.500	157	The1Eri	2.9060	9300.0	79	29606	No
77	GOM_NL__2PRFIN20071029_091247_000000392062_00494_29606_8486.N1	29-OCT-2007 09:12:47	Bright	38.500	105	6Bet Ari	2.6450	8900.0	77	29606	No
78	GOM_NL__2PRFIN20071029_091642_000000382062_00494_29606_8487.N1	29-OCT-2007 09:16:42	Bright	37.500	53	43Bet And	2.0480	3300.0	75	29606	No
79	GOM_NL__2PRFIN20071029_091920_000000412062_00494_29606_8488.N1	29-OCT-2007 09:19:20	Bright	41.000	73	57Gam1And	2.2600	13100.	82	29606	No
80	GOM_NL__2PRFIN20071029_092232_000000352062_00494_29606_8489.N1	29-OCT-2007 09:22:32	Bright	34.500	68	18Alp Cas	2.2250	4500.0	69	29606	No
81	GOM_NL__2PRFIN20071029_092346_000000362062_00494_29606_8490.N1	29-OCT-2007 09:23:46	Bright	36.000	76	27Gam Cas	2.3000	30000.	72	29606	No
82	GOM_NL__2PRFIN20071029_093149_000000372062_00494_29606_8491.N1	29-OCT-2007 09:31:49	Bright	36.500	49	1Alp UMi	1.9900	6300.0	73	29606	No
83	GOM_NL__2PRFIN20071029_094000_000000402062_00494_29606_8492.N1	29-OCT-2007 09:40:00	Bright	39.500	36	50Alp UMa	1.8000	6300.0	79	29606	No
84	GOM_NL__2PRFIN20071029_094136_000000362062_00494_29606_8493.N1	29-OCT-2007 09:41:36	Bright	36.000	82	48Bet UMa	2.3650	10600.	72	29606	No
85	GOM_NL__2PRFIN20071029_094513_000000372062_00494_29606_8494.N1	29-OCT-2007 09:45:13	Bright	36.500	174	52Psi UMa	3.0040	4400.0	73	29606	No
86	GOM_NL__2PRFIN20071029_095227_000000372062_00494_29606_8495.N1	29-OCT-2007 09:52:27	Bright	36.500	96	68Del Leo	2.5600	9300.0	73	29606	No
87	GOM_NL__2PRFIN20071029_101424_000000492062_00494_29606_8496.N1	29-OCT-2007 10:14:24	Dark	48.500	65	Lam Vel	2.2040	4400.0	97	29606	No
88	GOM_NL__2PRFIN20071029_101549_000000402062_00495_29607_8503.N1	29-OCT-2007 10:15:49	Dark	39.500	91	Kap Vel	2.4900	26000.	79	29607	No
89	GOM_NL__2PRFIN20071029_101758_000000442062_00495_29607_8504.N1	29-OCT-2007 10:17:58	Dark	43.500	34	Gam2Vel	1.7930	23000.	87	29607	No
90	GOM_NL__2PRFIN20071029_102331_000000532062_00495_29607_8505.N1	29-OCT-2007 10:23:31	Dark	53.000	2	Alp Car	-0.73600	7000.0	106	29607	No
91	GOM_NL__2PRFIN20071029_103407_000000412062_00495_29607_8506.N1	29-OCT-2007 10:34:07	Straylight	41.000	157	The1Eri	2.9060	9300.0	82	29607	No
92	GOM_NL__2PRFIN20071029_105322_000000392062_00495_29607_8507.N1	29-OCT-2007 10:53:22	Bright	39.000	105	6Bet Ari	2.6450	8900.0	78	29607	No
93	GOM_NL__2PRFIN20071029_105718_000000372062_00495_29607_8508.N1	29-OCT-2007 10:57:18	Bright	37.000	53	43Bet And	2.0480	3300.0	74	29607	No
94	GOM_NL__2PRFIN20071029_105955_000000402062_00495_29607_8509.N1	29-OCT-2007 10:59:55	Bright	39.500	73	57Gam1And	2.2600	13100.	79	29607	No
95	GOM_NL__2PRFIN20071029_110308_000000372062_00495_29607_8510.N1	29-OCT-2007 11:03:08	Bright	36.500	68	18Alp Cas	2.2250	4500.0	73	29607	No
96	GOM_NL__2PRFIN20071029_110422_000000362062_00495_29607_8511.N1	29-OCT-2007 11:04:22	Bright	35.500	76	27Gam Cas	2.3000	30000.	71	29607	No
97	GOM_NL__2PRFIN20071029_111225_000000362062_00495_29607_8512.N1	29-OCT-2007 11:12:25	Bright	36.000	49	1Alp UMi	1.9900	6300.0	72	29607	No
98	GOM_NL__2PRFIN20071029_112036_000000392062_00495_29607_8513.N1	29-OCT-2007 11:20:36	Bright	38.500	36	50Alp UMa	1.8000	6300.0	77	29607	No
99	GOM_NL__2PRFIN20071029_112212_000000392062_00495_29607_8514.N1	29-OCT-2007 11:22:12	Bright	38.500	82	48Bet UMa	2.3650	10600.	77	29607	No
100	GOM_NL__2PRFIN20071029_112549_000000362062_00495_29607_8515.N1	29-OCT-2007 11:25:49	Bright	36.000	174	52Psi UMa	3.0040	4400.0	72	29607	No
101	GOM_NL__2PRFIN20071029_113303_000000382062_00495_29607_8516.N1	29-OCT-2007 11:33:03	Bright	37.500	96	68Del Leo	2.5600	9300.0	75	29607	No

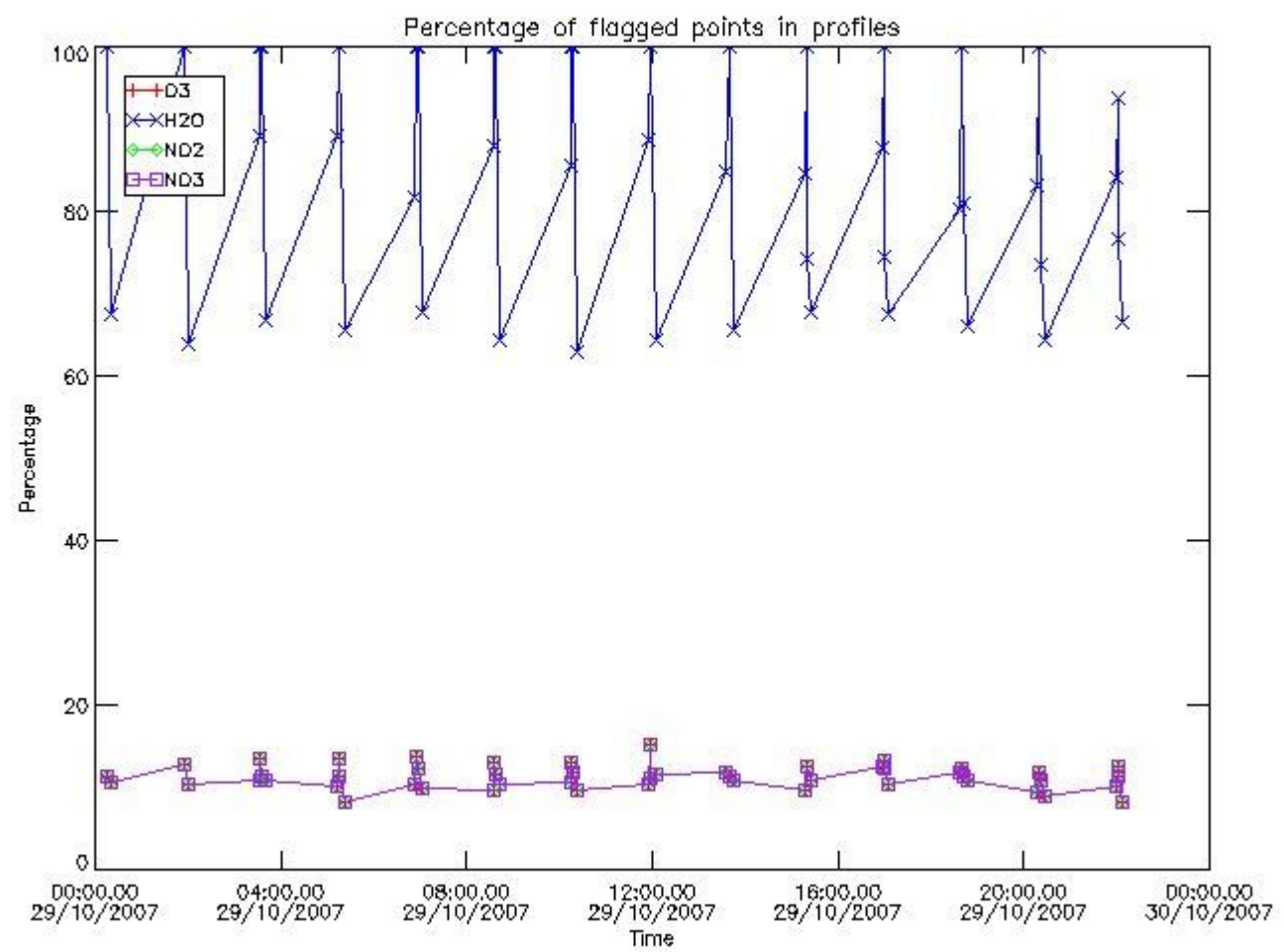
102	GOM_NL__2PRFIN20071029_115501_000000492062_00495_29607_8517.N1	29-OCT-2007 11:55:01	Dark	49.000	65	Lam Vel	2.2040	4400.0	98	29607	No
103	GOM_NL__2PRFIN20071029_115626_000000372062_00496_29608_8516.N1	29-OCT-2007 11:56:26	Dark	37.000	91	Kap Vel	2.4900	26000.	74	29608	No
104	GOM_NL__2PRFIN20071029_115835_000000462062_00496_29608_8517.N1	29-OCT-2007 11:58:35	Dark	45.500	34	Gam2Vel	1.7930	23000.	91	29608	No
105	GOM_NL__2PRFIN20071029_120407_000000482062_00496_29608_8518.N1	29-OCT-2007 12:04:07	Dark	48.000	2	Alp Car	-0.73600	7000.0	96	29608	No
106	GOM_NL__2PRFIN20071029_121443_000000412062_00496_29608_8519.N1	29-OCT-2007 12:14:43	Straylight	41.000	157	The1Eri	2.9060	9300.0	82	29608	No
107	GOM_NL__2PRFIN20071029_123358_000000402062_00496_29608_8520.N1	29-OCT-2007 12:33:58	Bright	39.500	105	6Bet Ari	2.6450	8900.0	79	29608	No
108	GOM_NL__2PRFIN20071029_123754_000000382062_00496_29608_8521.N1	29-OCT-2007 12:37:54	Bright	37.500	53	43Bet And	2.0480	3300.0	75	29608	No
109	GOM_NL__2PRFIN20071029_124031_000000402062_00496_29608_8522.N1	29-OCT-2007 12:40:31	Bright	39.500	73	57Gam1And	2.2600	13100.	79	29608	No
110	GOM_NL__2PRFIN20071029_124344_000000352062_00496_29608_8523.N1	29-OCT-2007 12:43:44	Bright	34.500	68	18Alp Cas	2.2250	4500.0	69	29608	No
111	GOM_NL__2PRFIN20071029_124458_000000342062_00496_29608_8524.N1	29-OCT-2007 12:44:58	Bright	33.500	76	27Gam Cas	2.3000	30000.	67	29608	No
112	GOM_NL__2PRFIN20071029_125301_000000362062_00496_29608_8525.N1	29-OCT-2007 12:53:01	Bright	35.500	49	1Alp UMi	1.9900	6300.0	71	29608	No
113	GOM_NL__2PRFIN20071029_130112_000000352062_00496_29608_8526.N1	29-OCT-2007 13:01:12	Bright	35.000	36	50Alp UMa	1.8000	6300.0	70	29608	No
114	GOM_NL__2PRFIN20071029_130248_000000472062_00496_29608_8527.N1	29-OCT-2007 13:02:48	Bright	47.000	82	48Bet UMa	2.3650	10600.	94	29608	No
115	GOM_NL__2PRFIN20071029_130625_000000372062_00496_29608_8528.N1	29-OCT-2007 13:06:25	Bright	36.500	174	52Psi UMa	3.0040	4400.0	73	29608	No
116	GOM_NL__2PRFIN20071029_131339_000000562062_00496_29608_8529.N1	29-OCT-2007 13:13:39	Bright	56.000	96	68Del Leo	2.5600	9300.0	112	29608	No
117	GOM_NL__2PRFIN20071029_133538_000000442062_00496_29608_8530.N1	29-OCT-2007 13:35:38	Dark	43.500	65	Lam Vel	2.2040	4400.0	87	29608	No
118	GOM_NL__2PRFIN20071029_133912_000000452062_00497_29609_8535.N1	29-OCT-2007 13:39:12	Dark	45.000	34	Gam2Vel	1.7930	23000.	90	29609	No
119	GOM_NL__2PRFIN20071029_134444_000000472062_00497_29609_8536.N1	29-OCT-2007 13:44:44	Dark	47.000	2	Alp Car	-0.73600	7000.0	94	29609	No
120	GOM_NL__2PRFIN20071029_135519_000000402062_00497_29609_8537.N1	29-OCT-2007 13:55:19	Straylight	40.000	157	The1Eri	2.9060	9300.0	80	29609	No
121	GOM_NL__2PRFIN20071029_141434_000000412062_00497_29609_8538.N1	29-OCT-2007 14:14:34	Bright	40.500	105	6Bet Ari	2.6450	8900.0	81	29609	No
122	GOM_NL__2PRFIN20071029_141830_000000372062_00497_29609_8539.N1	29-OCT-2007 14:18:30	Bright	37.000	53	43Bet And	2.0480	3300.0	74	29609	No
123	GOM_NL__2PRFIN20071029_142106_000000412062_00497_29609_8540.N1	29-OCT-2007 14:21:06	Bright	41.000	73	57Gam1And	2.2600	13100.	82	29609	No
124	GOM_NL__2PRFIN20071029_142420_000000362062_00497_29609_8541.N1	29-OCT-2007 14:24:20	Bright	35.500	68	18Alp Cas	2.2250	4500.0	71	29609	No
125	GOM_NL__2PRFIN20071029_142534_000000362062_00497_29609_8542.N1	29-OCT-2007 14:25:34	Bright	36.000	76	27Gam Cas	2.3000	30000.	72	29609	No
126	GOM_NL__2PRFIN20071029_143337_000000332062_00497_29609_8543.N1	29-OCT-2007 14:33:37	Bright	32.500	49	1Alp UMi	1.9900	6300.0	65	29609	No
127	GOM_NL__2PRFIN20071029_144148_000000382062_00497_29609_8544.N1	29-OCT-2007 14:41:48	Bright	37.500	36	50Alp UMa	1.8000	6300.0	75	29609	No
128	GOM_NL__2PRFIN20071029_144324_000000392062_00497_29609_8545.N1	29-OCT-2007 14:43:24	Bright	38.500	82	48Bet UMa	2.3650	10600.	77	29609	No
129	GOM_NL__2PRFIN20071029_144701_000000382062_00497_29609_8546.N1	29-OCT-2007 14:47:01	Bright	37.500	174	52Psi UMa	3.0040	4400.0	75	29609	No
130	GOM_NL__2PRFIN20071029_145415_000000432062_00497_29609_8547.N1	29-OCT-2007 14:54:15	Bright	42.500	96	68Del Leo	2.5600	9300.0	85	29609	No
131	GOM_NL__2PRFIN20071029_151615_000000532062_00497_29609_8548.N1	29-OCT-2007 15:16:15	Dark	52.500	65	Lam Vel	2.2040	4400.0	105	29609	No
132	GOM_NL__2PRFIN20071029_151857_000000412062_00498_29610_8552.N1	29-OCT-2007 15:18:57	Dark	40.500	46	Del Vel	1.9540	10600.	81	29610	No
133	GOM_NL__2PRFIN20071029_152021_000000412062_00498_29610_8553.N1	29-OCT-2007 15:20:21	Dark	41.000	41	Eps Car	1.8600	4100.0	82	29610	No
134	GOM_NL__2PRFIN20071029_152521_000000472062_00498_29610_8554.N1	29-OCT-2007 15:25:21	Dark	47.000	2	Alp Car	-0.73600	7000.0	94	29610	No
135	GOM_NL__2PRFIN20071029_153555_000000412062_00498_29610_8555.N1	29-OCT-2007 15:35:55	Straylight	40.500	157	The1Eri	2.9060	9300.0	81	29610	No
136	GOM_NL__2PRFIN20071029_155510_000000412062_00498_29610_8556.N1	29-OCT-2007 15:55:10	Bright	40.500	105	6Bet Ari	2.6450	8900.0	81	29610	No
137	GOM_NL__2PRFIN20071029_155905_000000372062_00498_29610_8557.N1	29-OCT-2007 15:59:05	Bright	37.000	53	43Bet And	2.0480	3300.0	74	29610	No
138	GOM_NL__2PRFIN20071029_160142_000000422062_00498_29610_8558.N1	29-OCT-2007 16:01:42	Bright	41.500	73	57Gam1And	2.2600	13100.	83	29610	No
139	GOM_NL__2PRFIN20071029_160456_000000372062_00498_29610_8559.N1	29-OCT-2007 16:04:56	Bright	37.000	68	18Alp Cas	2.2250	4500.0	74	29610	No
140	GOM_NL__2PRFIN20071029_160609_000000372062_00498_29610_8560.N1	29-OCT-2007 16:06:09	Bright	36.500	76	27Gam Cas	2.3000	30000.	73	29610	No
141	GOM_NL__2PRFIN20071029_161413_000000372062_00498_29610_8561.N1	29-OCT-2007 16:14:13	Bright	36.500	49	1Alp UMi	1.9900	6300.0	73	29610	No
142	GOM_NL__2PRFIN20071029_162224_000000392062_00498_29610_8562.N1	29-OCT-2007 16:22:24	Bright	38.500	36	50Alp UMa	1.8000	6300.0	77	29610	No
143	GOM_NL__2PRFIN20071029_162400_000000382062_00498_29610_8563.N1	29-OCT-2007 16:24:00	Bright	38.000	82	48Bet UMa	2.3650	10600.	76	29610	No
144	GOM_NL__2PRFIN20071029_162737_000000552062_00498_29610_8564.N1	29-OCT-2007 16:27:37	Bright	55.000	174	52Psi UMa	3.0040	4400.0	110	29610	No
145	GOM_NL__2PRFIN20071029_163451_000000402062_00498_29610_8565.N1	29-OCT-2007 16:34:51	Bright	39.500	96	68Del Leo	2.5600	9300.0	79	29610	No
146	GOM_NL__2PRFIN20071029_165651_000000572062_00498_29610_8566.N1	29-OCT-2007 16:56:51	Dark	57.000	65	Lam Vel	2.2040	4400.0	114	29610	No
147	GOM_NL__2PRFIN20071029_165934_000000392062_00499_29611_8583.N1	29-OCT-2007 16:59:34	Dark	38.500	46	Del Vel	1.9540	10600.	77	29611	No
148	GOM_NL__2PRFIN20071029_170057_000000422062_00499_29611_8584.N1	29-OCT-2007 17:00:57	Dark	41.500	41	Eps Car	1.8600	4100.0	83	29611	No
149	GOM_NL__2PRFIN20071029_170558_000000502062_00499_29611_8585.N1	29-OCT-2007 17:05:58	Dark	49.500	2	Alp Car	-0.73600	7000.0	99	29611	No
150	GOM_NL__2PRFIN20071029_171632_000000422062_00499_29611_8586.N1	29-OCT-2007 17:16:32	Straylight	42.000	157	The1Eri	2.9060	9300.0	84	29611	No
151	GOM_NL__2PRFIN20071029_173545_000000402062_00499_29611_8587.N1	29-OCT-2007 17:35:45	Bright	39.500	105	6Bet Ari	2.6450	8900.0	79	29611	No
152	GOM_NL__2PRFIN20071029_173941_000000382062_00499_29611_8588.N1	29-OCT-2007 17:39:41	Bright	37.500	53	43Bet And	2.0480	3300.0	75	29611	No
153	GOM_NL__2PRFIN20071029_174218_000000392062_00499_29611_8589.N1	29-OCT-2007 17:42:18	Bright	39.000	73	57Gam1And	2.2600	13100.	78	29611	No
154	GOM_NL__2PRFIN20071029_174532_000000372062_00499_29611_8590.N1	29-OCT-2007 17:45:32	Bright	36.500	68	18Alp Cas	2.2250	4500.0	73	29611	No
155	GOM_NL__2PRFIN20071029_174645_000000362062_00499_29611_8591.N1	29-OCT-2007 17:46:45	Bright	35.500	76	27Gam Cas	2.3000	30000.	71	29611	No
156	GOM_NL__2PRFIN20071029_175448_000000382062_00499_29611_8592.N1	29-OCT-2007 17:54:48	Bright	38.000	49	1Alp UMi	1.9900	6300.0	76	29611	No
157	GOM_NL__2PRFIN20071029_180300_000000352062_00499_29611_8593.N1	29-OCT-2007 18:03:00	Bright	35.000	36	50Alp UMa	1.8000	6300.0	70	29611	No
158	GOM_NL__2PRFIN20071029_180436_000000552062_00499_29611_8594.N1	29-OCT-2007 18:04:36	Bright	55.000	82	48Bet UMa	2.3650	10600.	110	29611	No
159	GOM_NL__2PRFIN20071029_180813_000000382062_00499_29611_8595.N1	29-OCT-2007 18:08:13	Bright	37.500	174	52Psi UMa	3.0040	4400.0	75	29611	No
160	GOM_NL__2PRFIN20071029_181528_000000372062_00499_29611_8596.N1	29-OCT-2007 18:15:28	Bright	37.000	96	68Del Leo	2.5600	9300.0	74	29611	No

161	GOM_NL__2PRFIN20071029_183728_000000562062_00499_29611_8597.N1	29-OCT-2007 18:37:28	Dark	56.000	65	Lam Vel	2.2040	4400.0	112	29611	No
162	GOM_NL__2PRFIN20071029_184011_000000422062_00500_29612_8602.N1	29-OCT-2007 18:40:11	Dark	41.500	46	Del Vel	1.9540	10600.	83	29612	No
163	GOM_NL__2PRFIN20071029_184134_000000452062_00500_29612_8603.N1	29-OCT-2007 18:41:34	Dark	45.000	41	Eps Car	1.8600	4100.0	90	29612	No
164	GOM_NL__2PRFIN20071029_184634_000000472062_00500_29612_8604.N1	29-OCT-2007 18:46:34	Dark	47.000	2	Alp Car	-0.73600	7000.0	94	29612	No
165	GOM_NL__2PRFIN20071029_185708_000000412062_00500_29612_8605.N1	29-OCT-2007 18:57:08	Straylight	41.000	157	The1Eri	2.9060	9300.0	82	29612	No
166	GOM_NL__2PRFIN20071029_191621_000000402062_00500_29612_8606.N1	29-OCT-2007 19:16:21	Bright	39.500	105	6Bet Ari	2.6450	8900.0	79	29612	No
167	GOM_NL__2PRFIN20071029_192017_000000382062_00500_29612_8607.N1	29-OCT-2007 19:20:17	Bright	38.000	53	43Bet And	2.0480	3300.0	76	29612	No
168	GOM_NL__2PRFIN20071029_192253_000000412062_00500_29612_8608.N1	29-OCT-2007 19:22:53	Bright	41.000	73	57Gam1And	2.2600	13100.	82	29612	No
169	GOM_NL__2PRFIN20071029_192608_000000362062_00500_29612_8609.N1	29-OCT-2007 19:26:08	Bright	36.000	68	18Alp Cas	2.2250	4500.0	72	29612	No
170	GOM_NL__2PRFIN20071029_192721_000000362062_00500_29612_8610.N1	29-OCT-2007 19:27:21	Bright	36.000	76	27Gam Cas	2.3000	30000.	72	29612	No
171	GOM_NL__2PRFIN20071029_193524_000000362062_00500_29612_8611.N1	29-OCT-2007 19:35:24	Bright	35.500	49	1Alp UMi	1.9900	6300.0	71	29612	No
172	GOM_NL__2PRFIN20071029_194335_000000362062_00500_29612_8612.N1	29-OCT-2007 19:43:35	Bright	36.000	36	50Alp UMa	1.8000	6300.0	72	29612	No
173	GOM_NL__2PRFIN20071029_194511_000000382062_00500_29612_8613.N1	29-OCT-2007 19:45:11	Bright	37.500	82	48Bet UMa	2.3650	10600.	75	29612	No
174	GOM_NL__2PRFIN20071029_194849_000000372062_00500_29612_8614.N1	29-OCT-2007 19:48:49	Bright	37.000	174	52Psi UMa	3.0040	4400.0	74	29612	No
175	GOM_NL__2PRFIN20071029_195604_000000362062_00500_29612_8615.N1	29-OCT-2007 19:56:04	Bright	36.000	96	68Del Leo	2.5600	9300.0	72	29612	No
176	GOM_NL__2PRFIN20071029_201805_000000542062_00500_29612_8616.N1	29-OCT-2007 20:18:05	Dark	54.000	65	Lam Vel	2.2040	4400.0	108	29612	No
177	GOM_NL__2PRFIN20071029_202047_000000472062_00501_29613_8612.N1	29-OCT-2007 20:20:47	Dark	47.000	46	Del Vel	1.9540	10600.	94	29613	No
178	GOM_NL__2PRFIN20071029_202211_000000522062_00501_29613_8613.N1	29-OCT-2007 20:22:11	Dark	51.500	41	Eps Car	1.8600	4100.0	103	29613	No
179	GOM_NL__2PRFIN20071029_202711_000000562062_00501_29613_8614.N1	29-OCT-2007 20:27:11	Dark	56.000	2	Alp Car	-0.73600	7000.0	112	29613	No
180	GOM_NL__2PRFIN20071029_203744_000000432062_00501_29613_8615.N1	29-OCT-2007 20:37:44	Straylight	43.000	157	The1Eri	2.9060	9300.0	86	29613	No
181	GOM_NL__2PRFIN20071029_205657_000000392062_00501_29613_8616.N1	29-OCT-2007 20:56:57	Bright	38.500	105	6Bet Ari	2.6450	8900.0	77	29613	No
182	GOM_NL__2PRFIN20071029_210053_000000372062_00501_29613_8617.N1	29-OCT-2007 21:00:53	Bright	36.500	53	43Bet And	2.0480	3300.0	73	29613	No
183	GOM_NL__2PRFIN20071029_210329_000000392062_00501_29613_8618.N1	29-OCT-2007 21:03:29	Bright	39.000	73	57Gam1And	2.2600	13100.	78	29613	No
184	GOM_NL__2PRFIN20071029_210644_000000372062_00501_29613_8619.N1	29-OCT-2007 21:06:44	Bright	37.000	68	18Alp Cas	2.2250	4500.0	74	29613	No
185	GOM_NL__2PRFIN20071029_210757_000000362062_00501_29613_8620.N1	29-OCT-2007 21:07:57	Bright	35.500	76	27Gam Cas	2.3000	30000.	71	29613	No
186	GOM_NL__2PRFIN20071029_211600_000000362062_00501_29613_8621.N1	29-OCT-2007 21:16:00	Bright	36.000	49	1Alp UMi	1.9900	6300.0	72	29613	No
187	GOM_NL__2PRFIN20071029_212411_000000392062_00501_29613_8622.N1	29-OCT-2007 21:24:11	Bright	39.000	36	50Alp UMa	1.8000	6300.0	78	29613	No
188	GOM_NL__2PRFIN20071029_212547_000000392062_00501_29613_8623.N1	29-OCT-2007 21:25:47	Bright	38.500	82	48Bet UMa	2.3650	10600.	77	29613	No
189	GOM_NL__2PRFIN20071029_212925_000000382062_00501_29613_8624.N1	29-OCT-2007 21:29:25	Bright	37.500	174	52Psi UMa	3.0040	4400.0	75	29613	No
190	GOM_NL__2PRFIN20071029_213640_000000362062_00501_29613_8625.N1	29-OCT-2007 21:36:40	Bright	36.000	96	68Del Leo	2.5600	9300.0	72	29613	No
191	GOM_NL__2PRFIN20071029_215842_000000512062_00501_29613_8626.N1	29-OCT-2007 21:58:42	Dark	50.500	65	Lam Vel	2.2040	4400.0	101	29613	No
192	GOM_NL__2PRFIN20071029_220124_000000412063_00001_29614_8638.N1	29-OCT-2007 22:01:24	Dark	40.500	46	Del Vel	1.9540	10600.	81	29614	No
193	GOM_NL__2PRFIN20071029_220247_000000502063_00001_29614_8639.N1	29-OCT-2007 22:02:47	Dark	49.500	41	Eps Car	1.8600	4100.0	99	29614	No
194	GOM_NL__2PRFIN20071029_220748_000000612063_00001_29614_8640.N1	29-OCT-2007 22:07:48	Dark	61.000	2	Alp Car	-0.73600	7000.0	122	29614	No
195	GOM_NL__2PRFIN20071029_221821_000000412063_00001_29614_8641.N1	29-OCT-2007 22:18:21	Straylight	41.000	157	The1Eri	2.9060	9300.0	82	29614	No
196	GOM_NL__2PRFIN20071029_223733_000000402063_00001_29614_8642.N1	29-OCT-2007 22:37:33	Bright	40.000	105	6Bet Ari	2.6450	8900.0	80	29614	No
197	GOM_NL__2PRFIN20071029_224129_000000382063_00001_29614_8643.N1	29-OCT-2007 22:41:29	Bright	38.000	53	43Bet And	2.0480	3300.0	76	29614	No
198	GOM_NL__2PRFIN20071029_224404_000000382063_00001_29614_8644.N1	29-OCT-2007 22:44:04	Bright	38.000	73	57Gam1And	2.2600	13100.	76	29614	No
199	GOM_NL__2PRFIN20071029_224720_000000362063_00001_29614_8645.N1	29-OCT-2007 22:47:20	Bright	36.000	68	18Alp Cas	2.2250	4500.0	72	29614	No
200	GOM_NL__2PRFIN20071029_224833_000000372063_00001_29614_8646.N1	29-OCT-2007 22:48:33	Bright	37.000	76	27Gam Cas	2.3000	30000.	74	29614	No
201	GOM_NL__2PRFIN20071029_225636_000000362063_00001_29614_8647.N1	29-OCT-2007 22:56:36	Bright	35.500	49	1Alp UMi	1.9900	6300.0	71	29614	No
202	GOM_NL__2PRFIN20071029_230447_000000392063_00001_29614_8648.N1	29-OCT-2007 23:04:47	Bright	38.500	36	50Alp UMa	1.8000	6300.0	77	29614	No
203	GOM_NL__2PRFIN20071029_230623_000000552063_00001_29614_8649.N1	29-OCT-2007 23:06:23	Bright	55.000	82	48Bet UMa	2.3650	10600.	110	29614	No
204	GOM_NL__2PRFIN20071029_231001_000000562063_00001_29614_8650.N1	29-OCT-2007 23:10:01	Bright	56.000	174	52Psi UMa	3.0040	4400.0	112	29614	No
205	GOM_NL__2PRFIN20071029_231716_000000422063_00001_29614_8651.N1	29-OCT-2007 23:17:16	Bright	42.000	96	68Del Leo	2.5600	9300.0	84	29614	No

3. Quality information per product

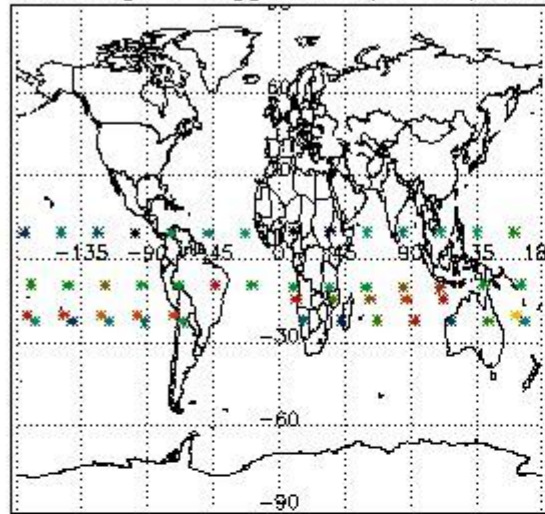
In this section it is plotted some information contained in the Quality Summary data set of the level 2 products. Only products in dark limb conditions and without errors (error flag in the MPH set to "0") are used.

3.1 Plot quality information per product (time dependant)

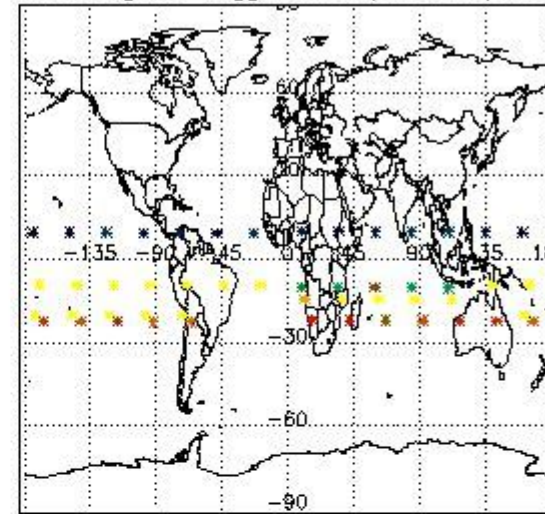


3.2 Plot quality information per product (world map)


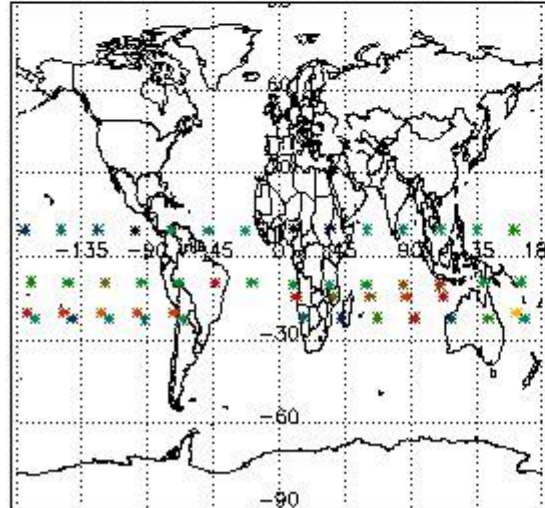
Percentage of flagged data per O3 profile



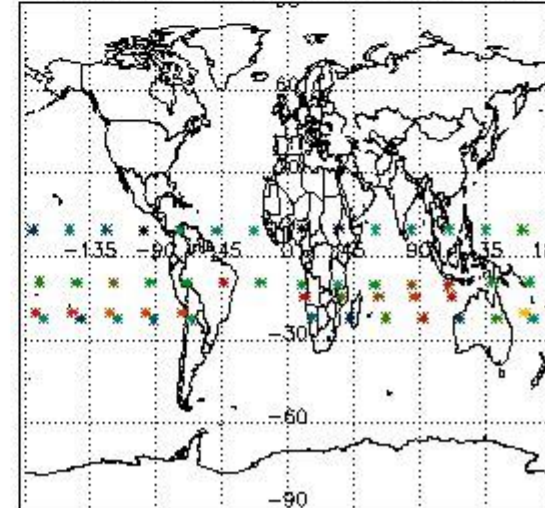
Percentage of flagged data per H2O profile



Percentage of flagged data per NO2 profile



Percentage of flagged data per NO3 profile

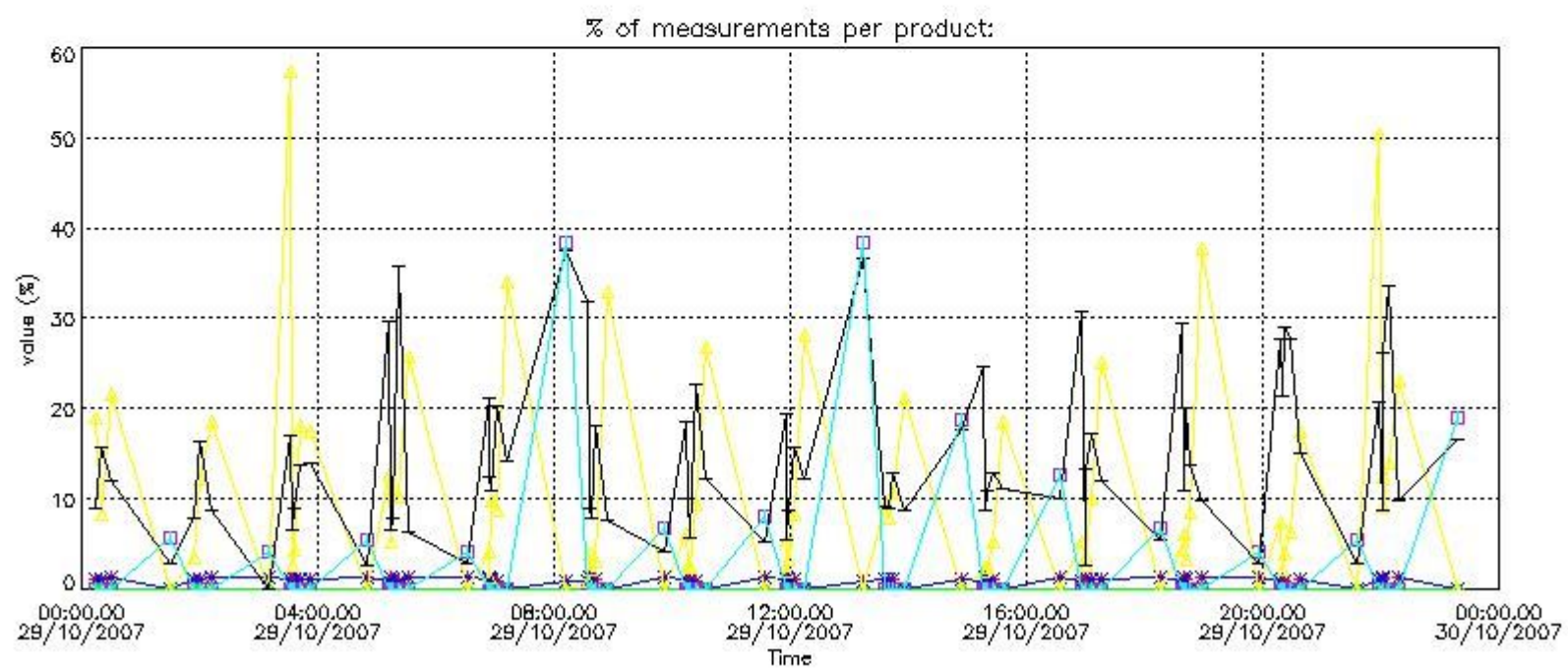


4. Level 1 quality information per product

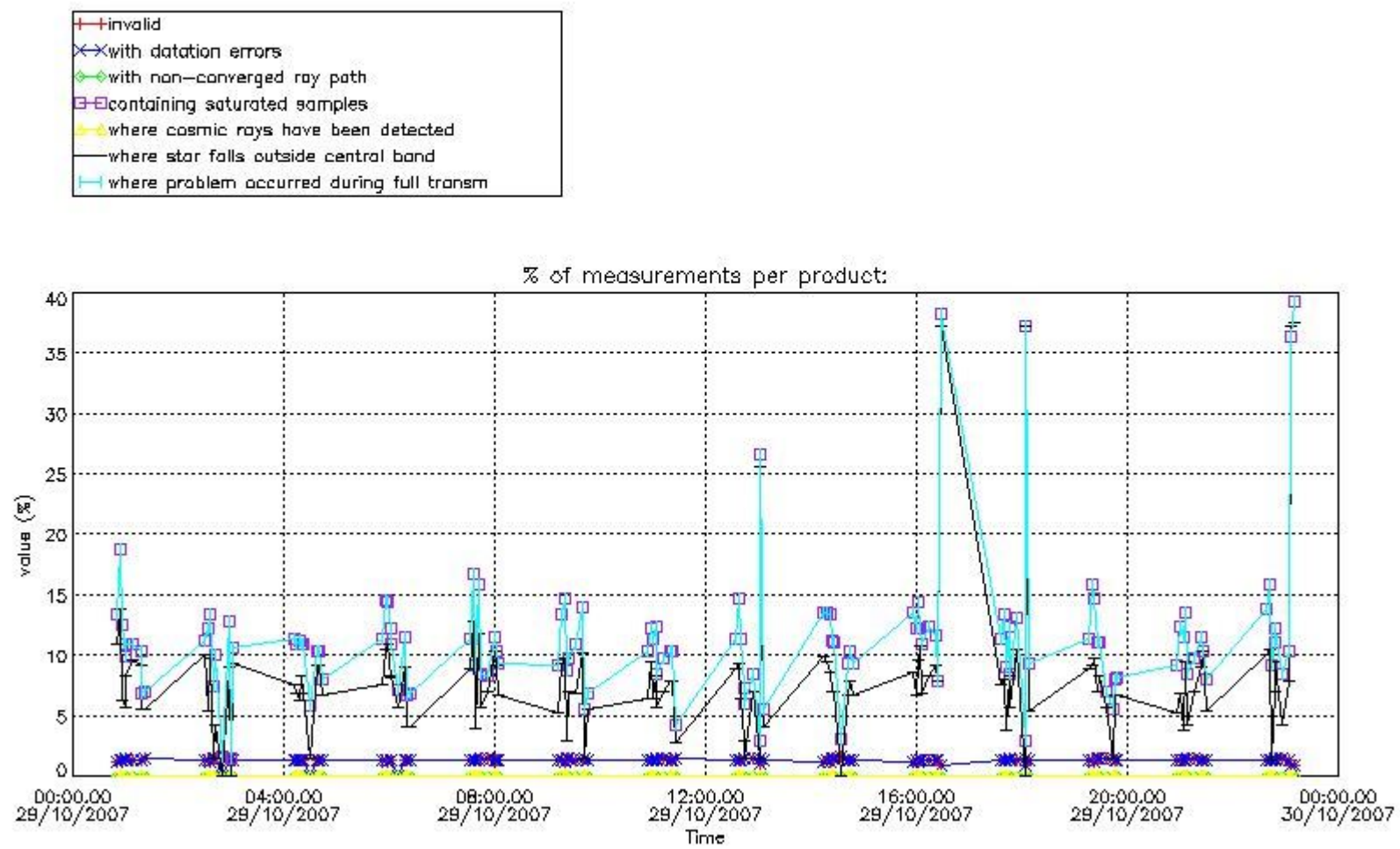
In this section it is plotted some information contained in the Quality Summary data set of the level 2 products that comes from the level 1b processing. Products without errors (error flag in the MPH set to "0") are used.

4.1 Plot quality information per product (time dependant) coming from level 1b processing

4.1.1 Plot level 1 quality information per product (time dependant): ENVISAT ASCENDING passes



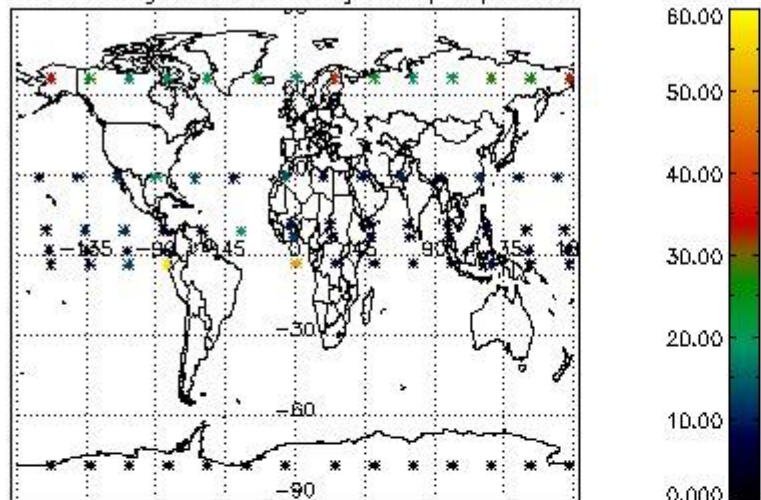
4.1.2 Plot level 1 quality information per product (time dependant): ENVI SAT DESCENDING passes



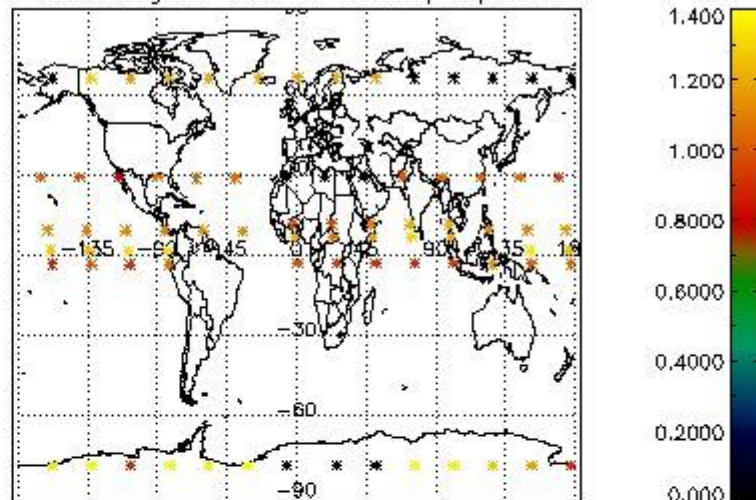
4.2 Plot quality information per product coming from level 1b processing (world map)

4.2.1 Plot level 1 quality information per product (world map): ENVISAT ASCENDING passes

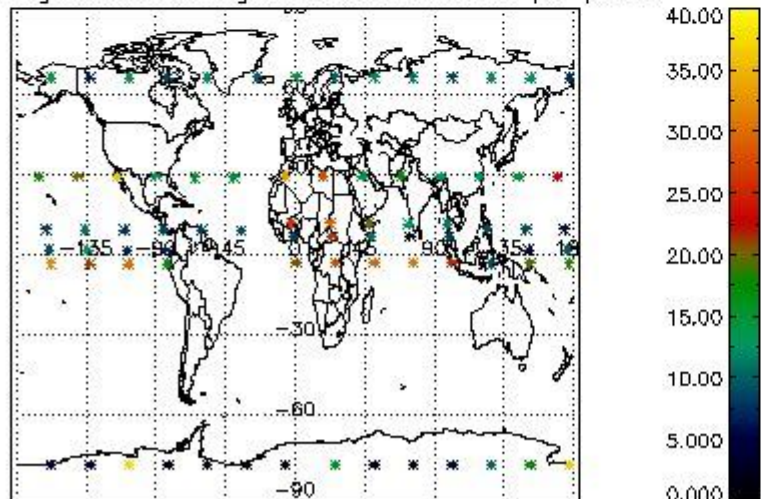
Percentage of cosmic ray hits per profile



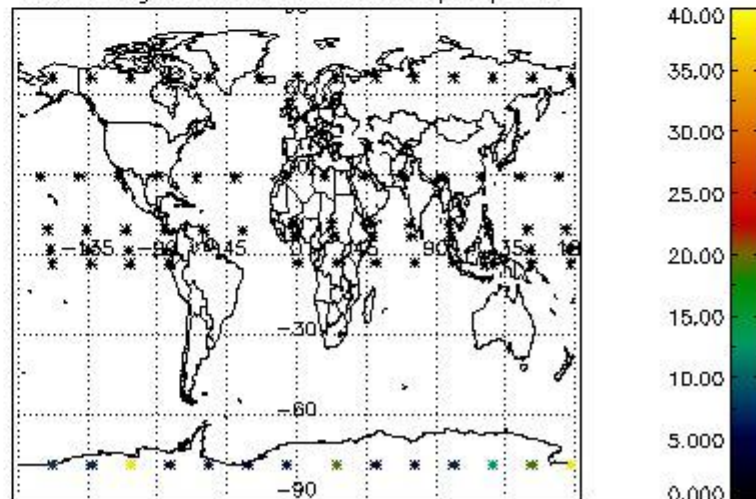
Percentage of datation errors per profile



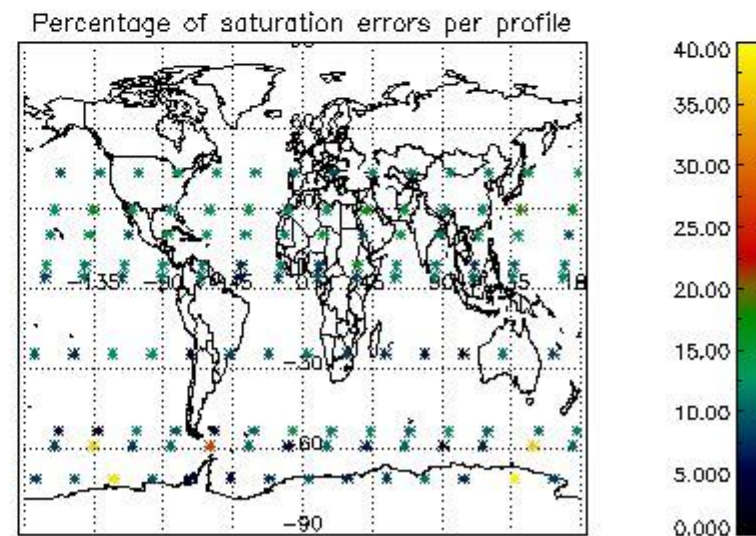
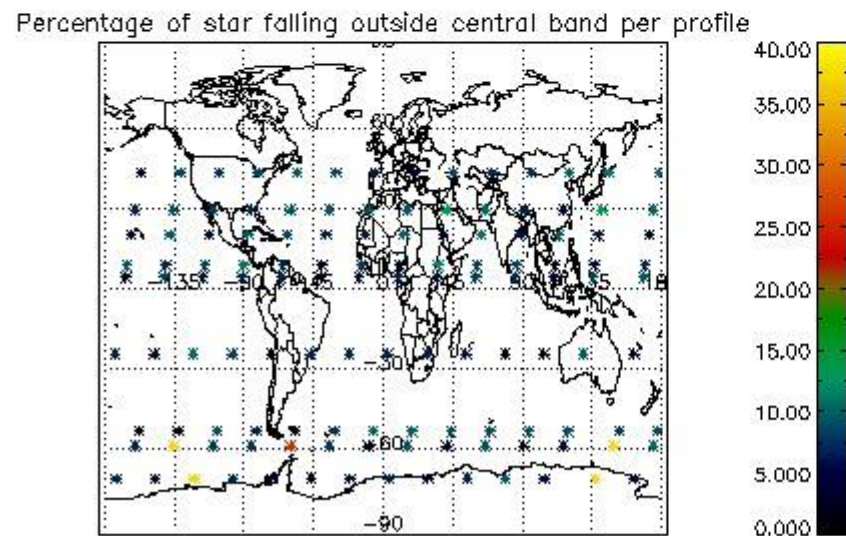
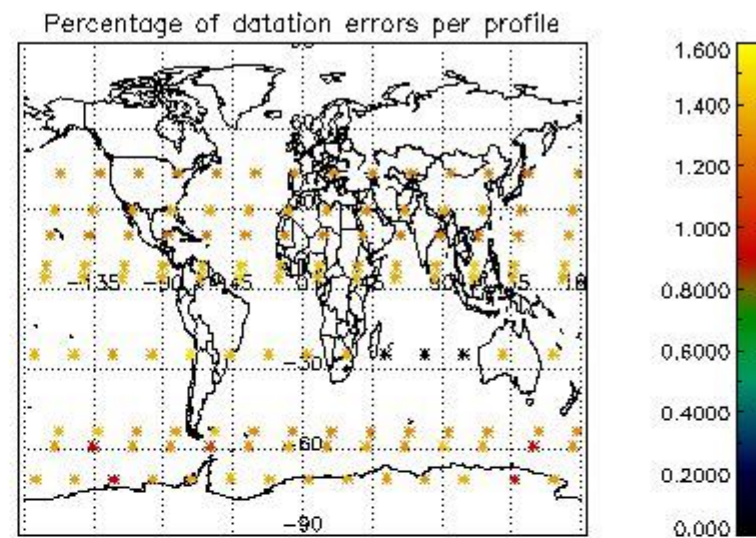
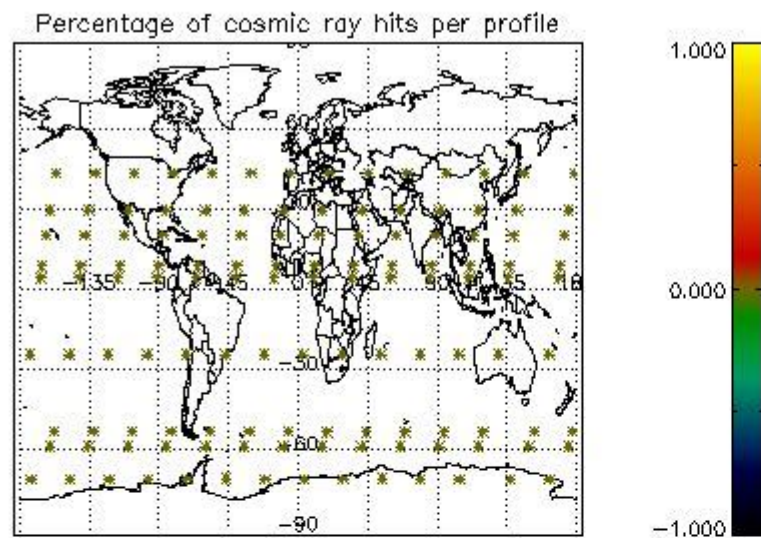
Percentage of star falling outside central band per profile



Percentage of saturation errors per profile



4.2.2 Plot level 1 quality information per product (world map): ENVISAT DESCENDING passes



5. Trace gas profiles

5.1 Ozone statistics based on quality of products

The final quality of the products can be "measured" using the STD (Standard Deviation) attached to every point profile. This information is written to the parameter GOM_NL__2P/NL_LOCAL_SPECIES_DENSITY/o3_std of the level 2 products. The table below shows the statistics for given STD ranges.

The statistics are given with respect to the overall valid production:

- Products without fatal errors: GOM_NL__2P/MPH/PRODUCT_ERR=0
- Valid point profile: GOM_NL__2P/NL_LOCAL_SPECIES_DENSITY/pcd(0)=0

The 'Criteria' is applied to valid points of dark limb products:

- Products in dark limb illumination condition: GOM_NL__2P/NL_SUMMARY_QUALITY/obs_ill_cond=0
- Products without fatal errors: GOM_NL__2P/MPH/PRODUCT_ERR=0
- Valid point profile: GOM_NL__2P/NL_LOCAL_SPECIES_DENSITY/pcd(0)=0

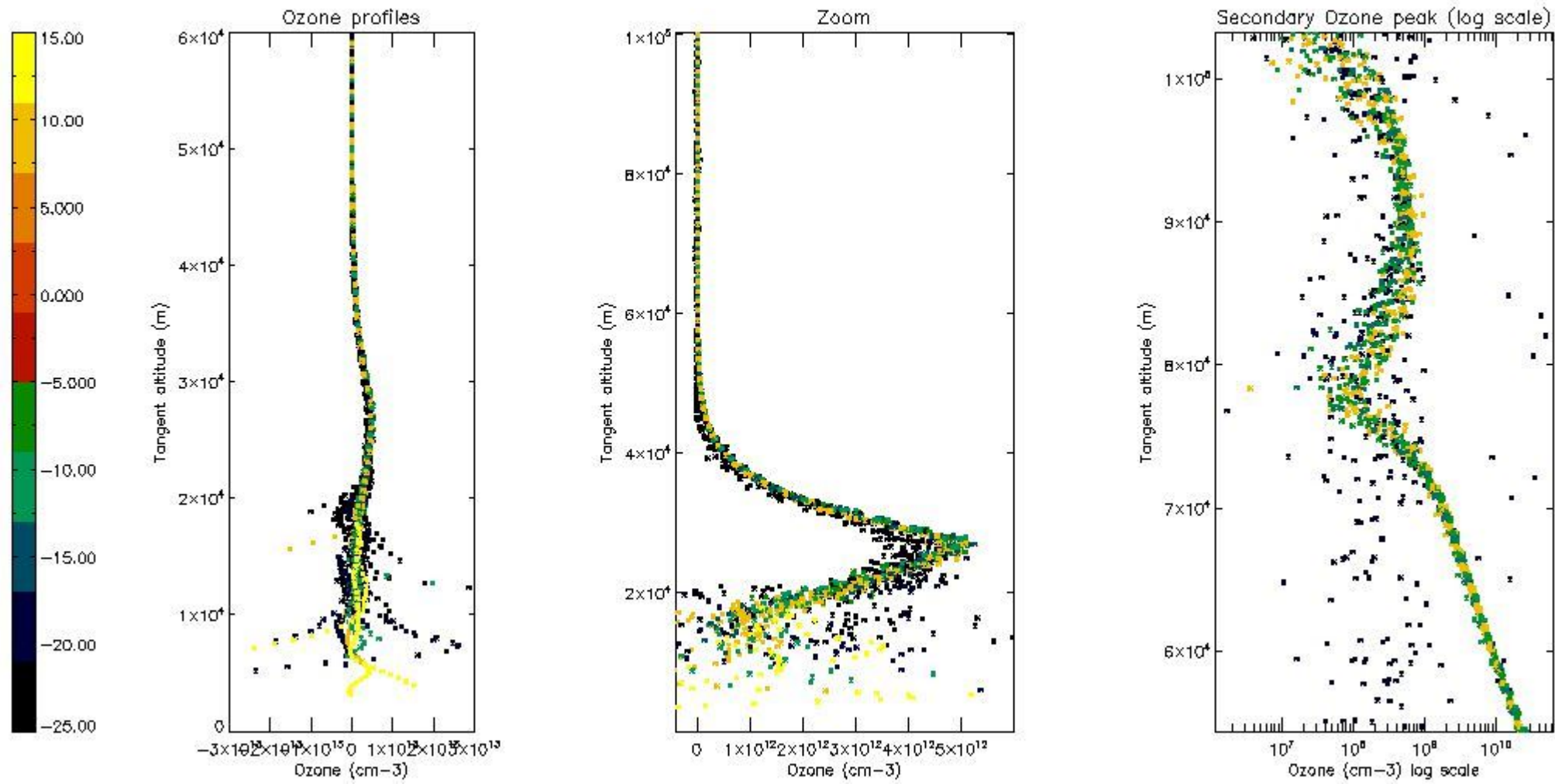
So, the table below shows the percentage of dark limb and valid observations for each criteria with respect to the overall valid daily observations.

Criteria	% of total production
All STD	30
STD < 20	18

STD < 10	15
STD < 5	10

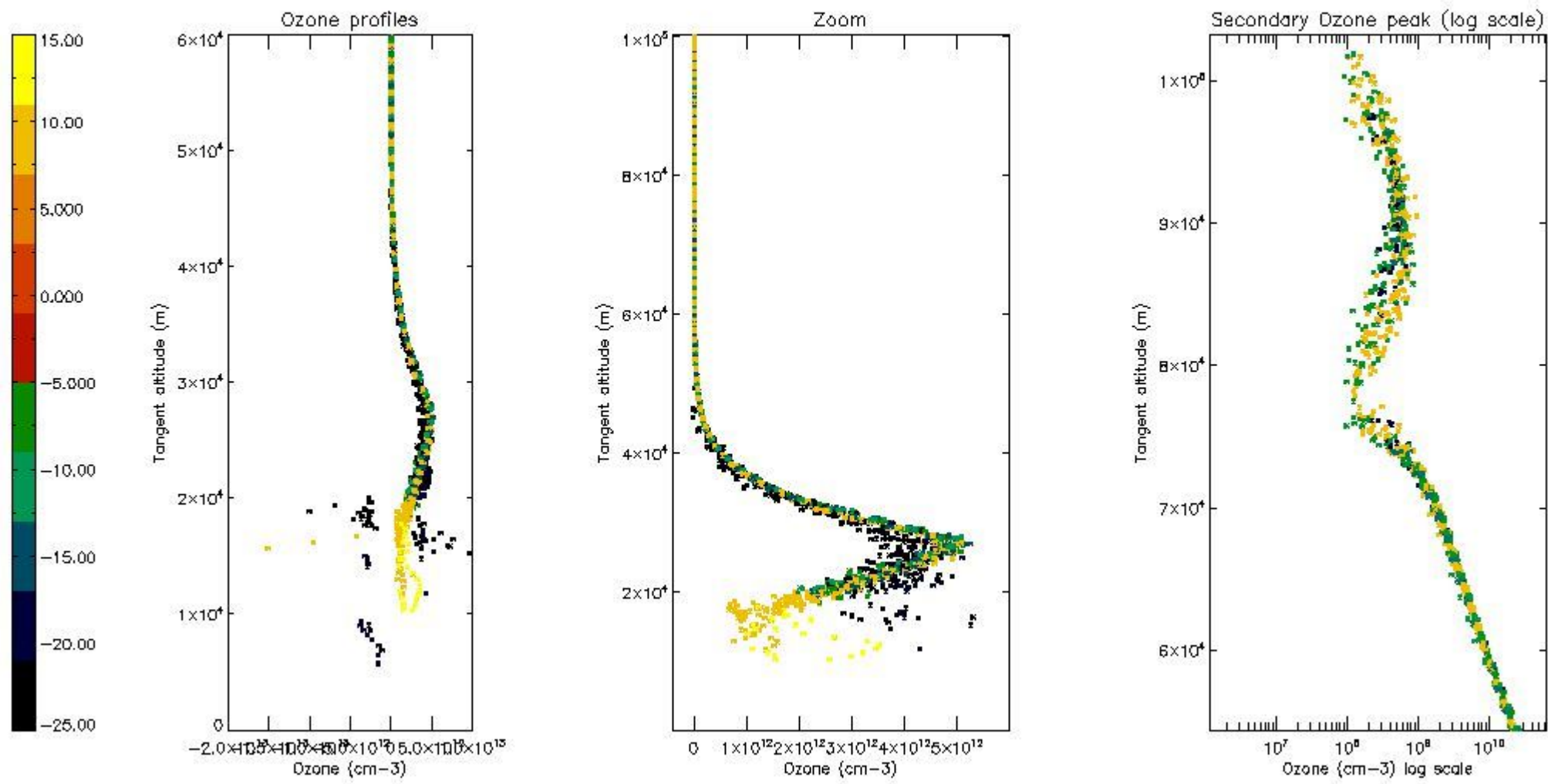
5.2 Plot ozone profiles for all STD (dark without errors)

The colorbar represents the latitude.



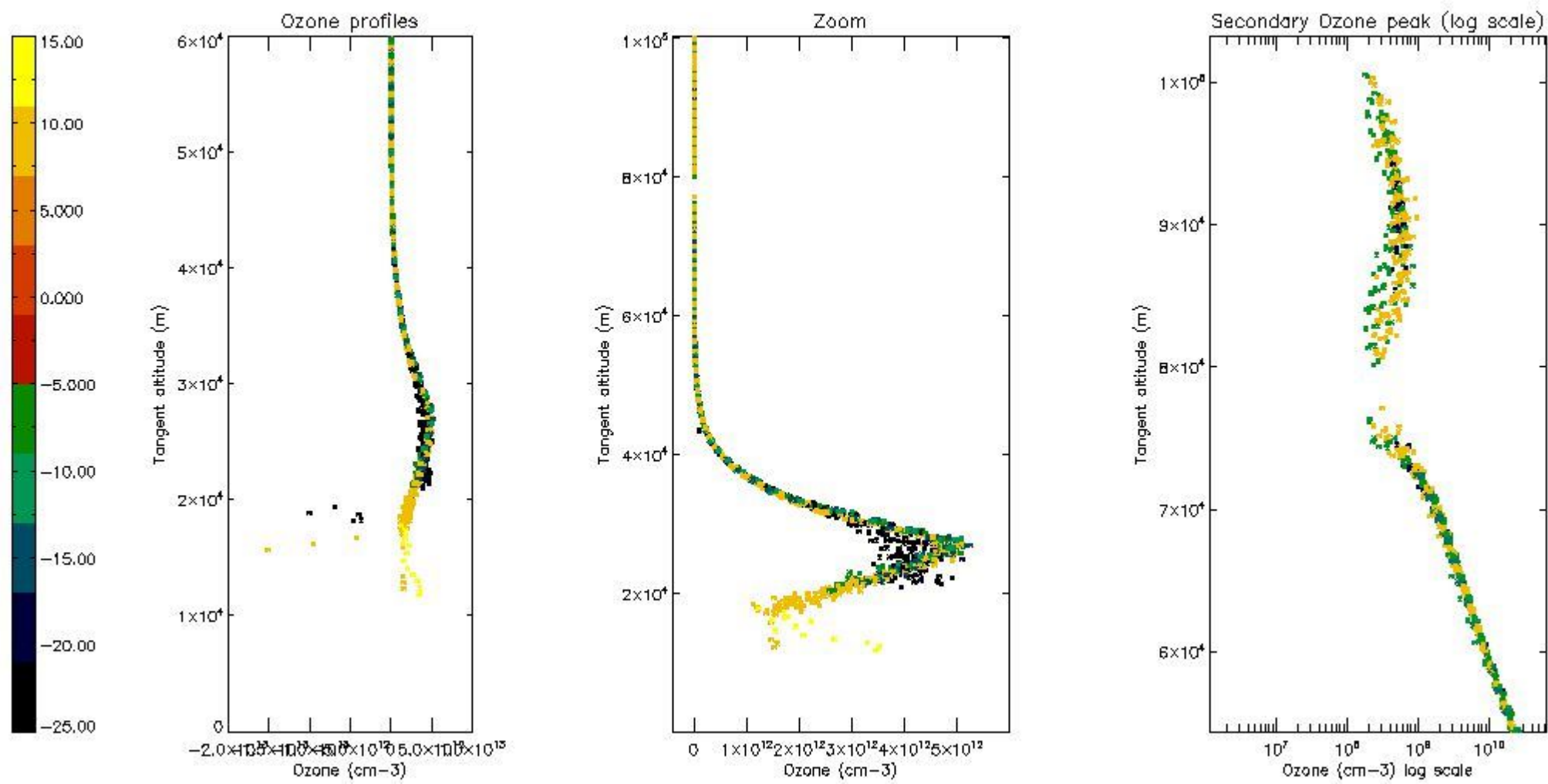
5.3 Plot ozone profiles where STD < 20% (dark without errors)

The colorbar represents the latitude.



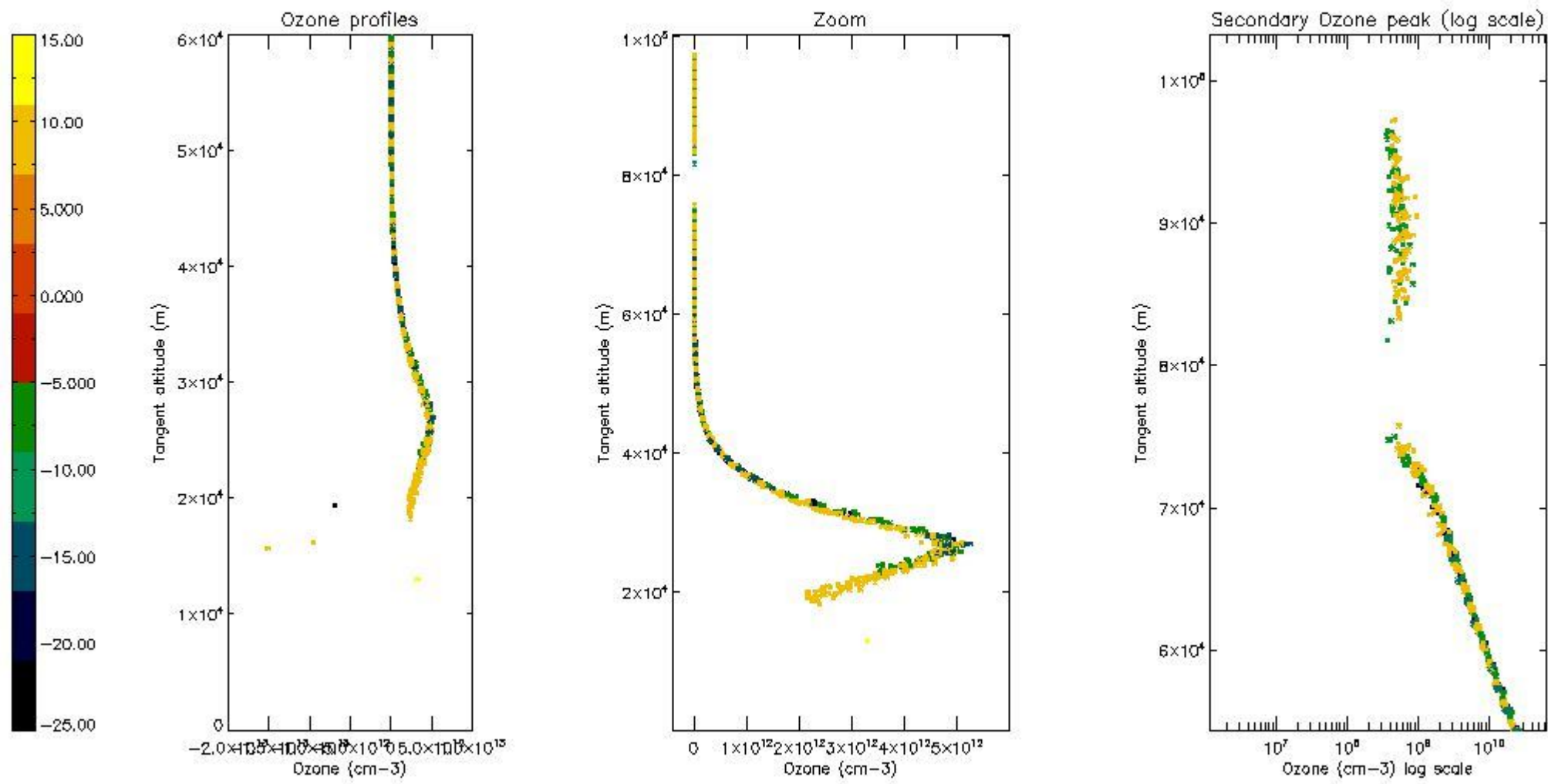
5.4 Plot ozone profiles where STD < 10% (dark without errors)

The colorbar represents the latitude.



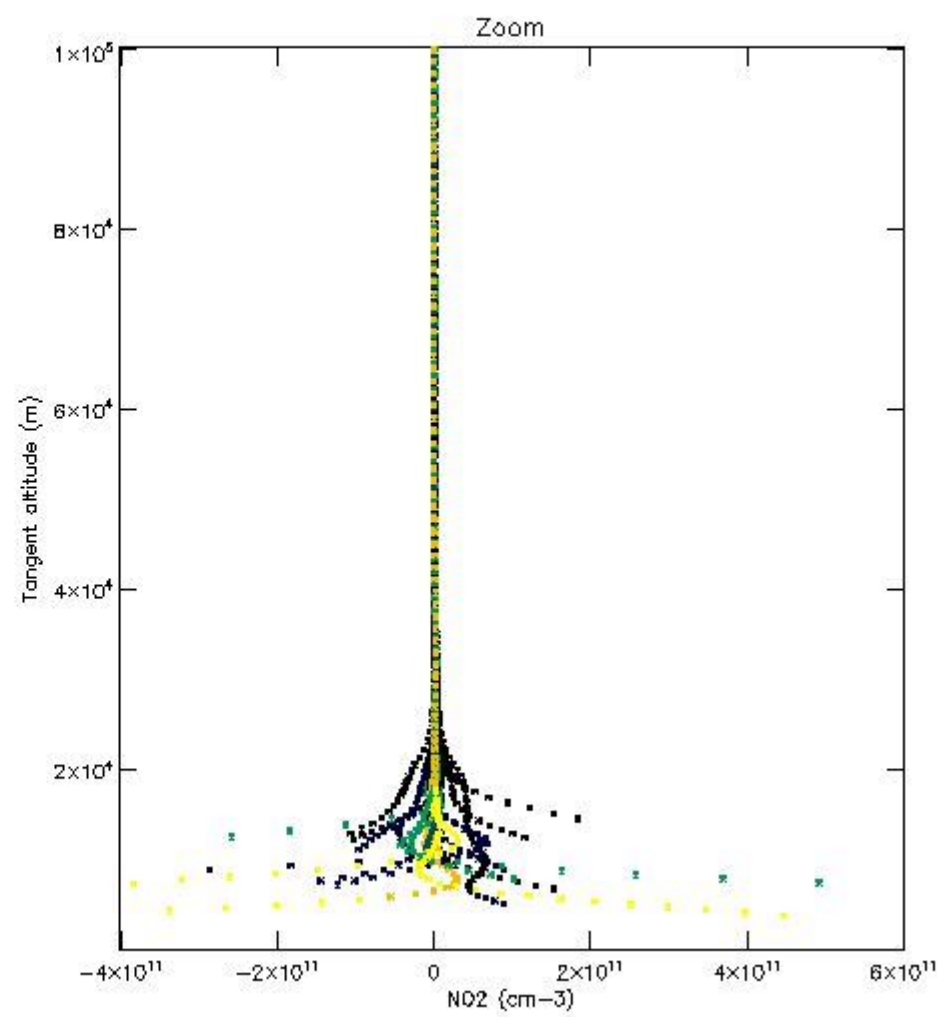
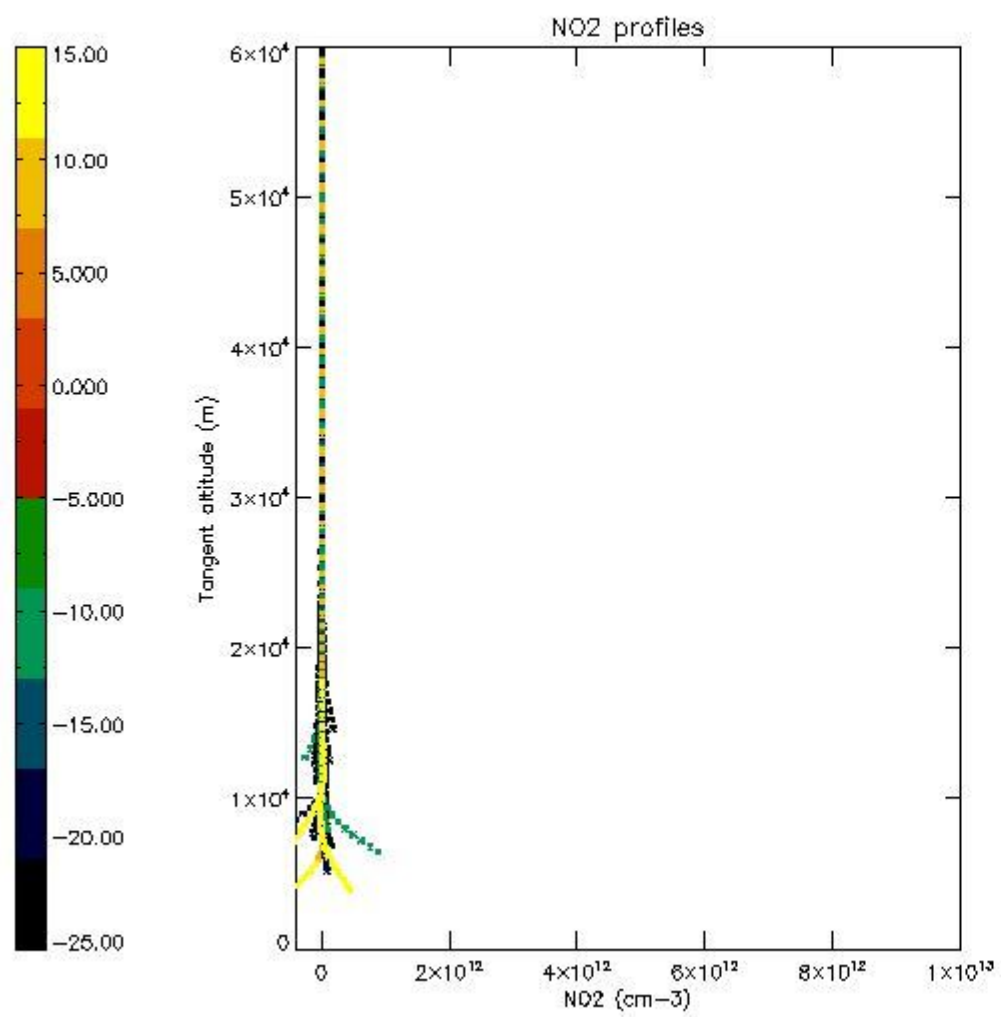
5.5 Plot ozone profiles where STD < 5% (dark without errors)

The colorbar represents the latitude.



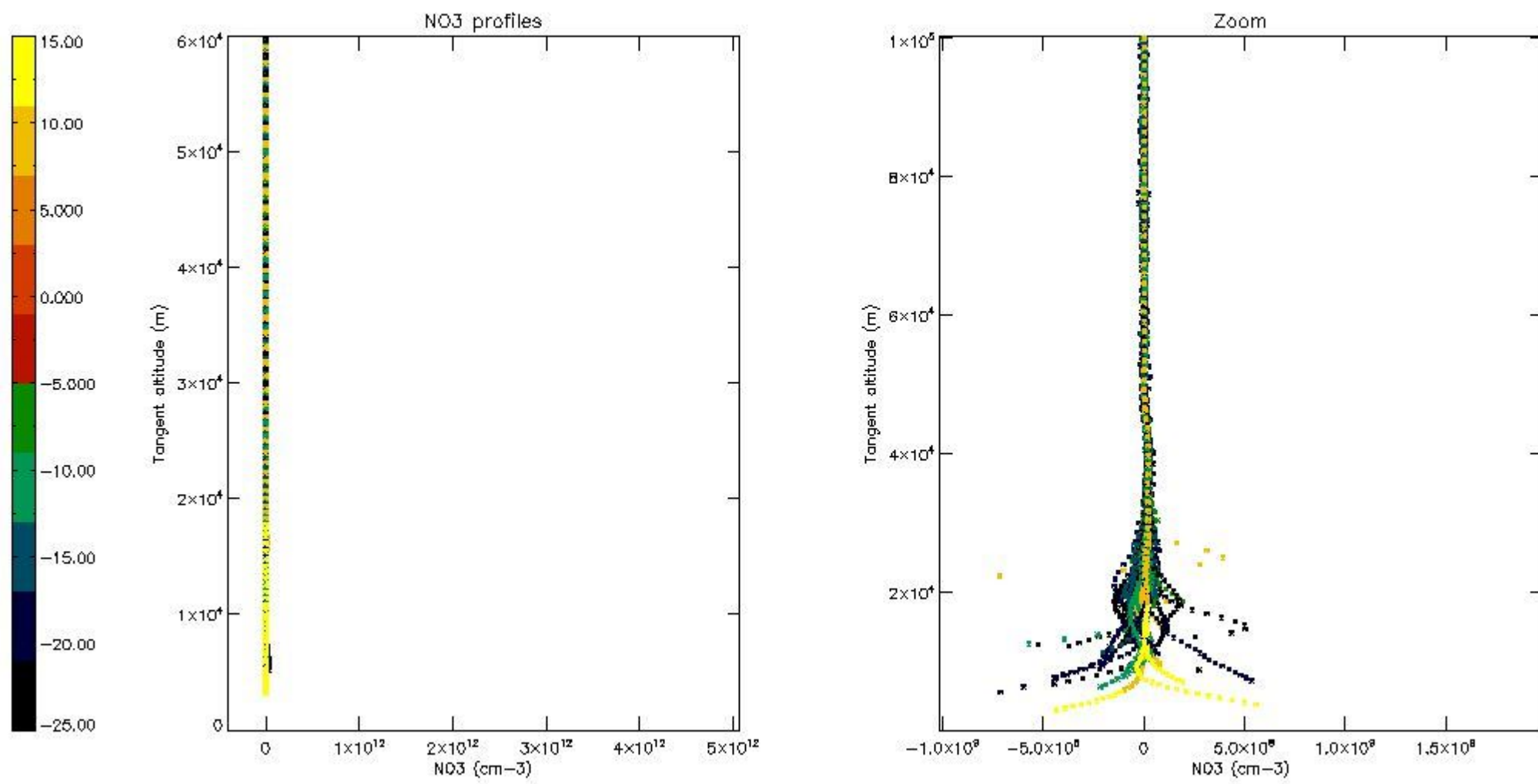
5.6 Plot NO₂ profiles for all STD (dark without errors)

The colorbar represents the latitude.



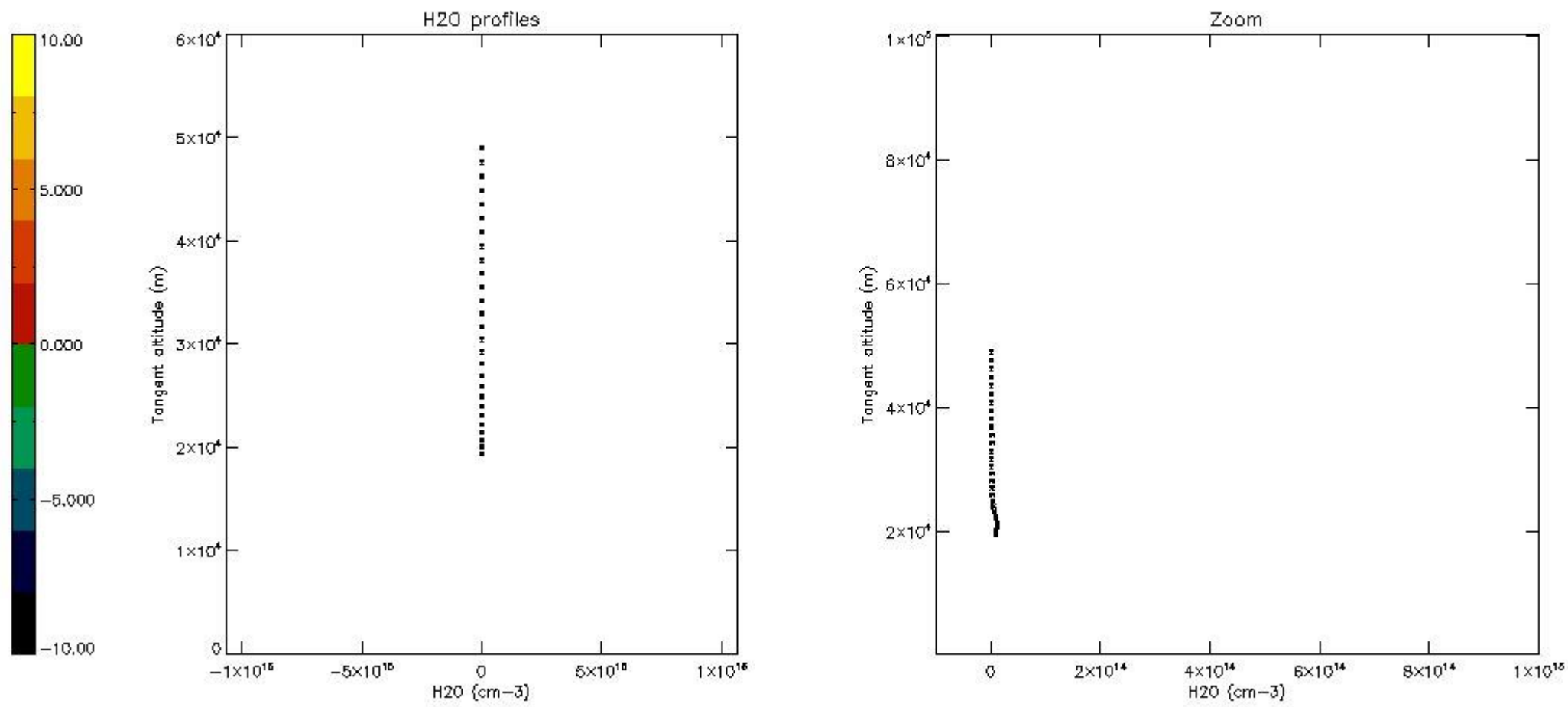
5.7 Plot NO3 profiles for all STD (dark without errors)

The colorbar represents the latitude.



5.8 Plot H₂O profiles for all STD (only for occultations of stars 1,2,3,4,13,14,16,26,63 dark without errors)

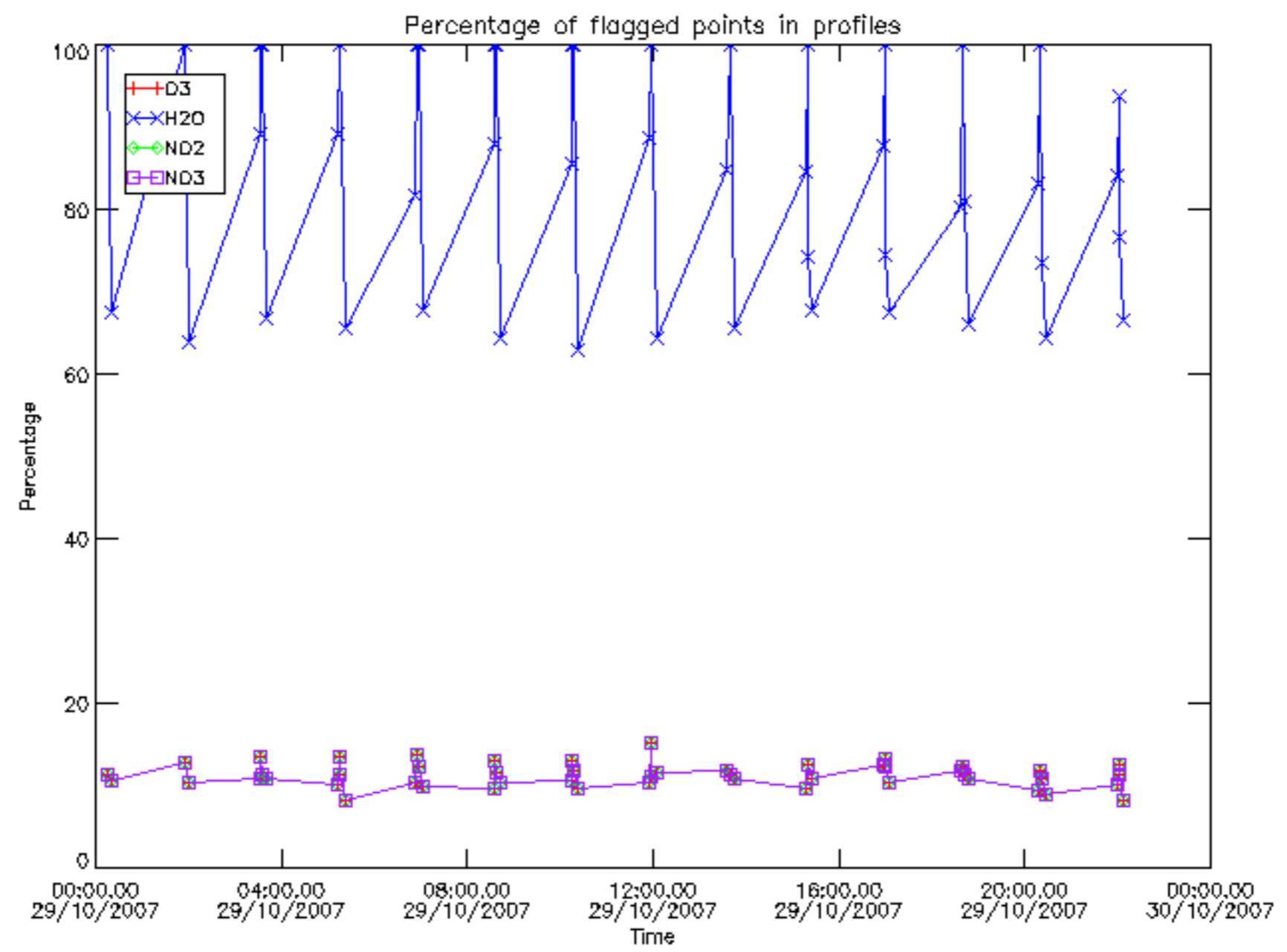
The colorbar represents the latitude.



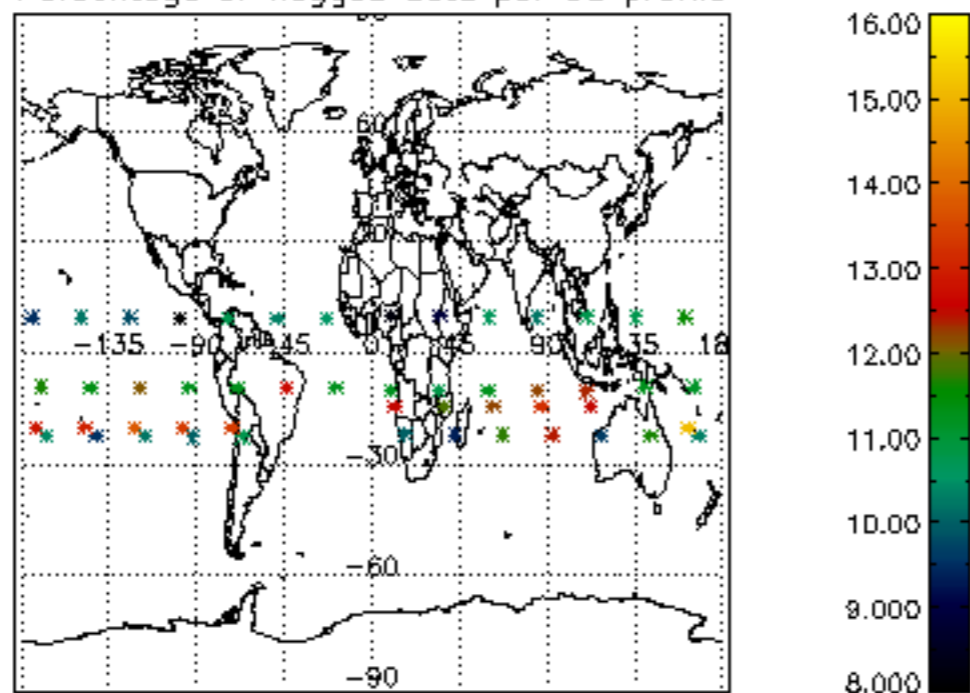
6. Auxiliary Data Files used for the production reported in section 2

The number reported in the third column indicates since which file (see list in section 2) the corresponding auxiliary file has been used. The fourth column is the date of those product files.

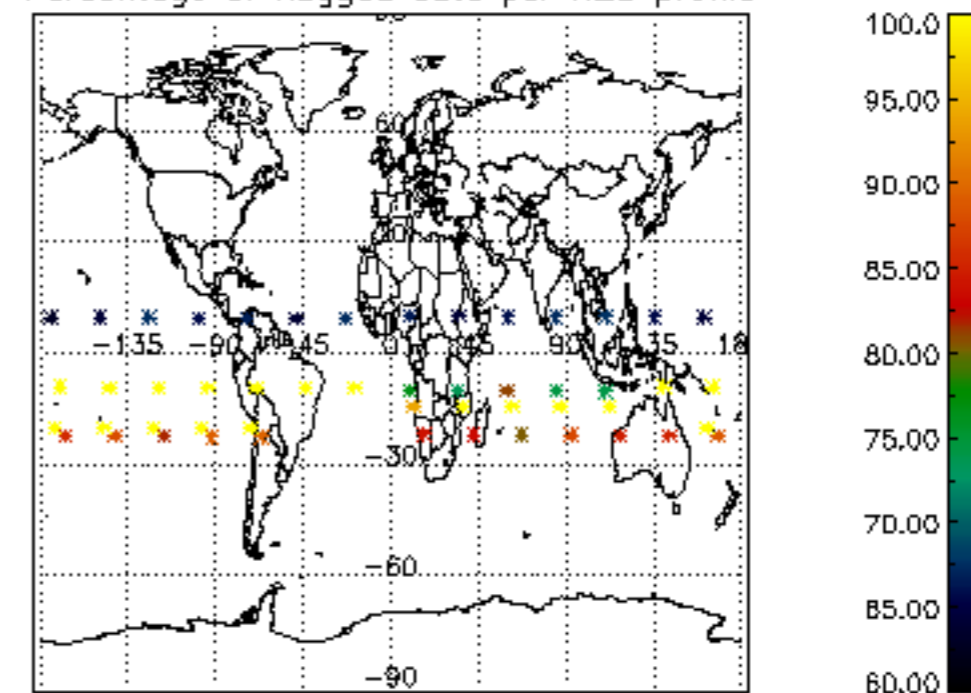
Type	Auxiliary Filename	Used since product	Used since product date
INST_PHYS_CHARACTERISTICS	GOM_INS_AXVIEC20091111_143220_20030716_120000_20500101_000000	1	29-OCT-2007 00:14:17
LEVEL-2_PROC_CONFIG	GOM_PR2_AXVIEC20091111_152718_20020301_000000_20500101_000000	1	29-OCT-2007 00:14:17
CROSS_SECTIONS_FILE	GOM_CRS_AXVIEC20091111_154832_20020301_000000_20500101_000000	1	29-OCT-2007 00:14:17



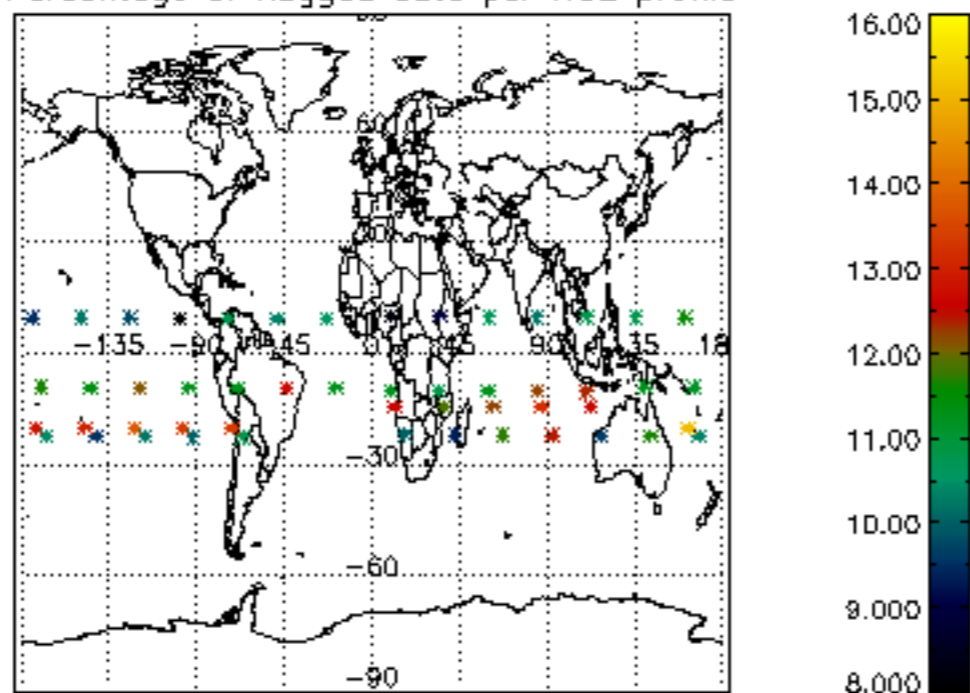
Percentage of flagged data per D3 profile



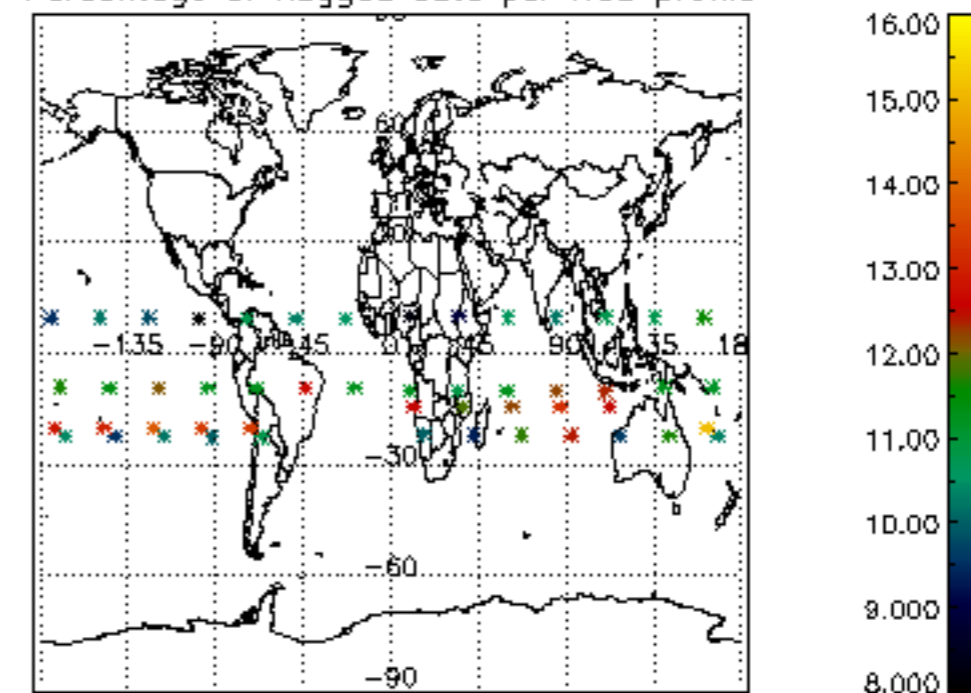
Percentage of flagged data per H2O profile

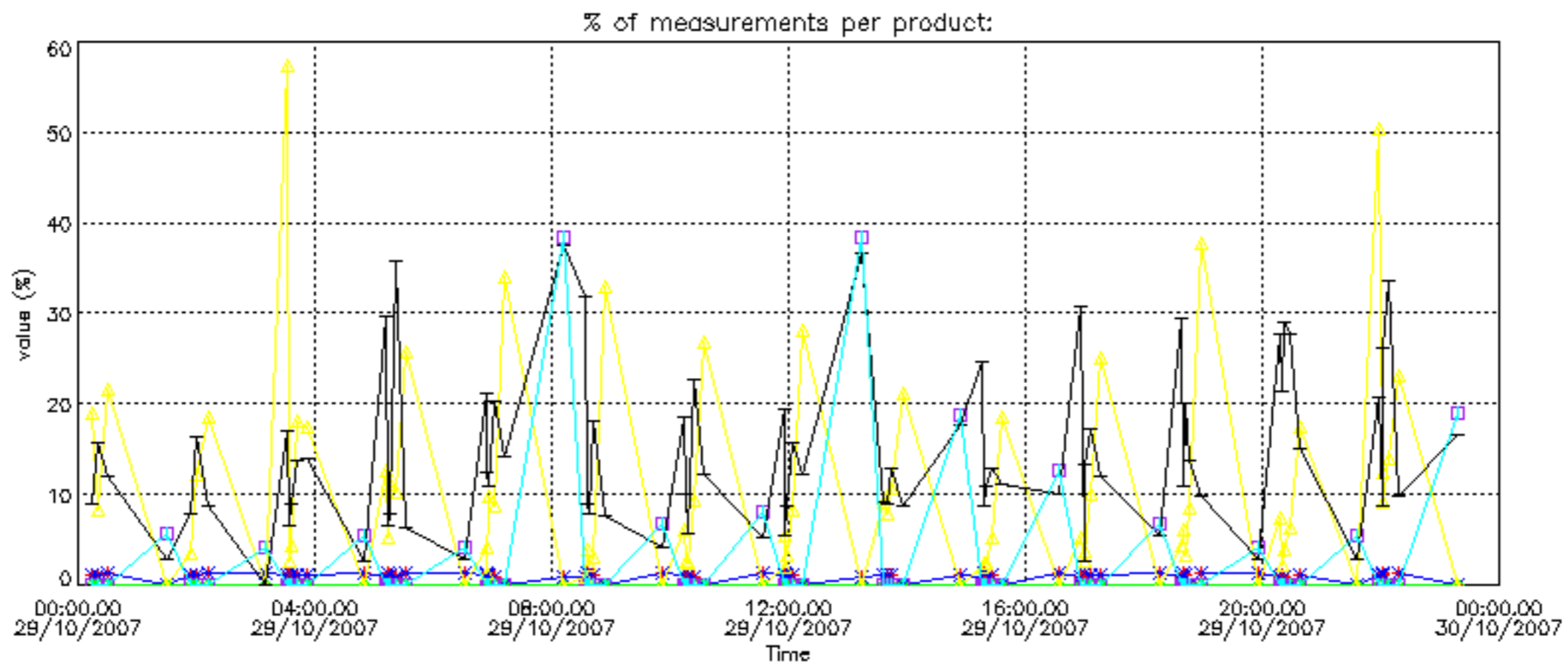


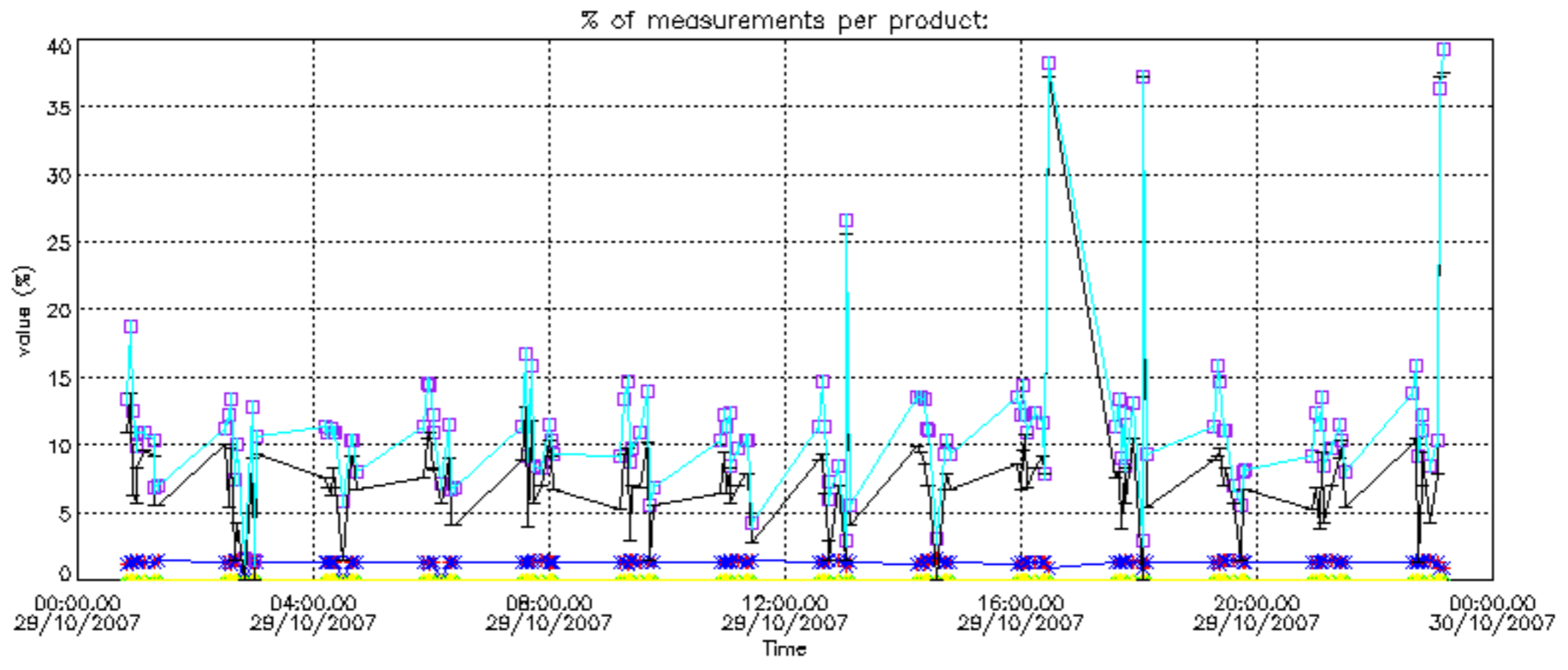
Percentage of flagged data per NO2 profile



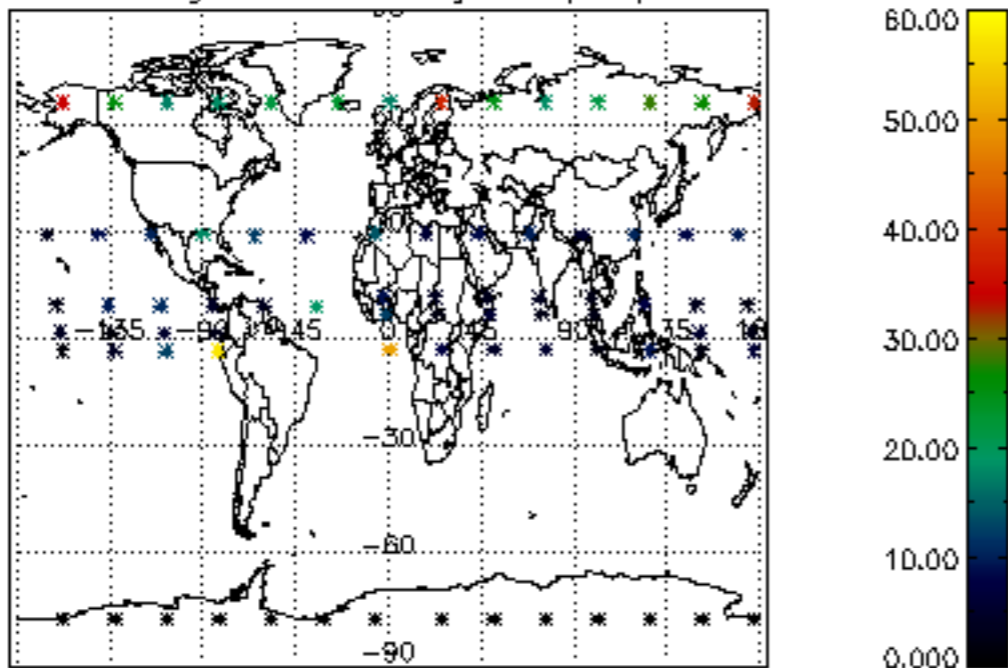
Percentage of flagged data per NO3 profile



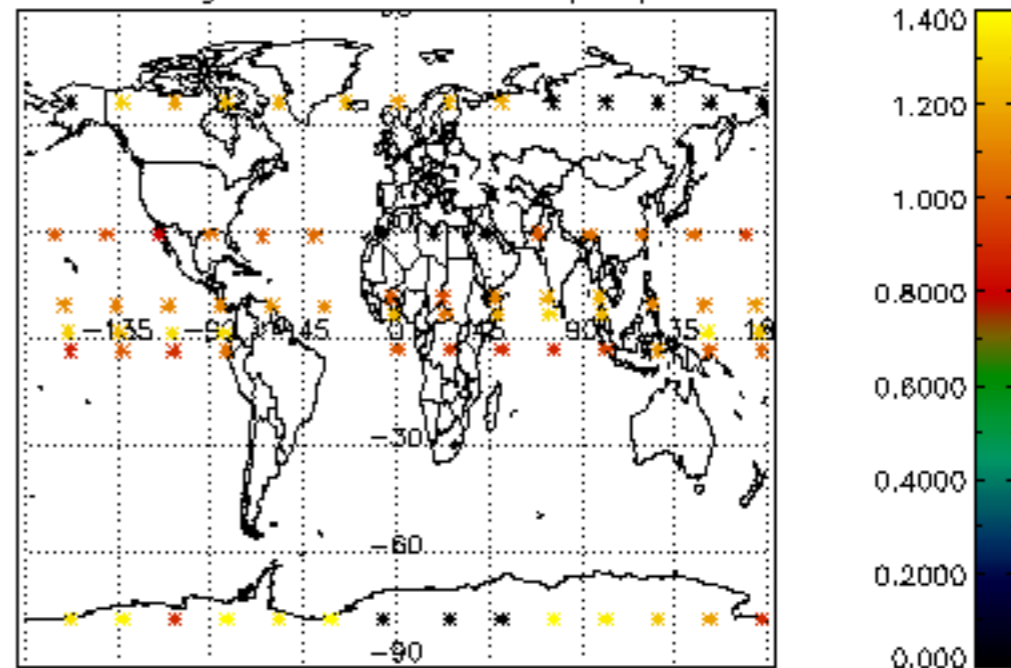




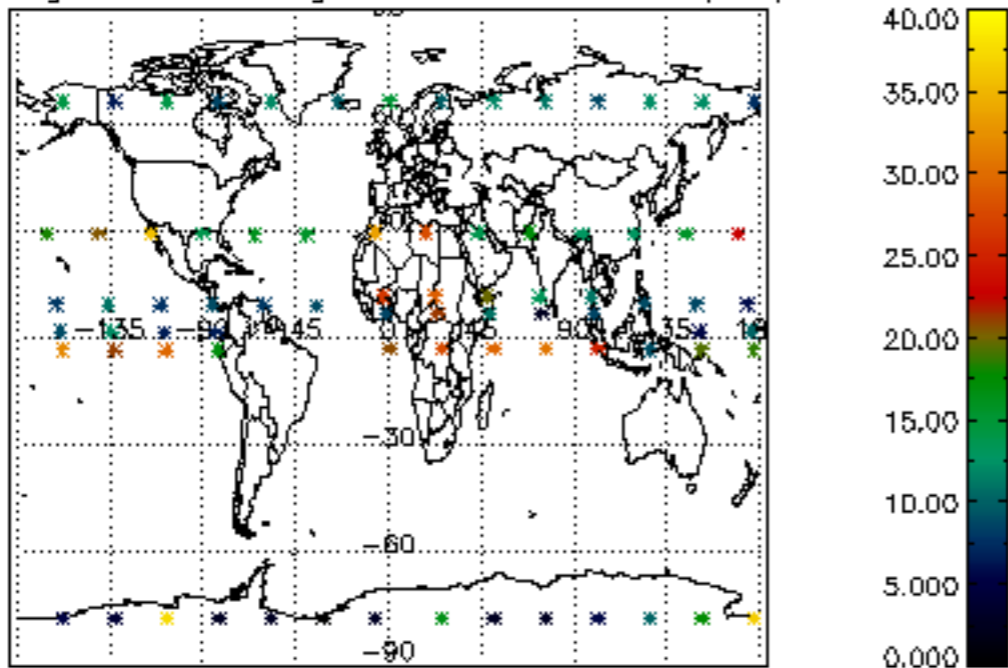
Percentage of cosmic ray hits per profile



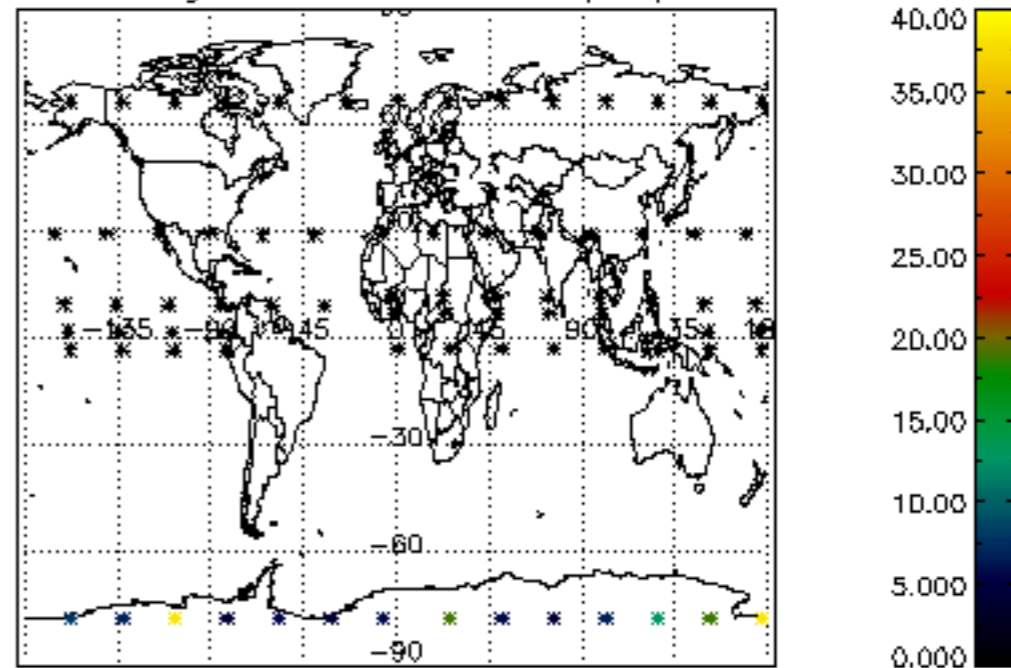
Percentage of datation errors per profile



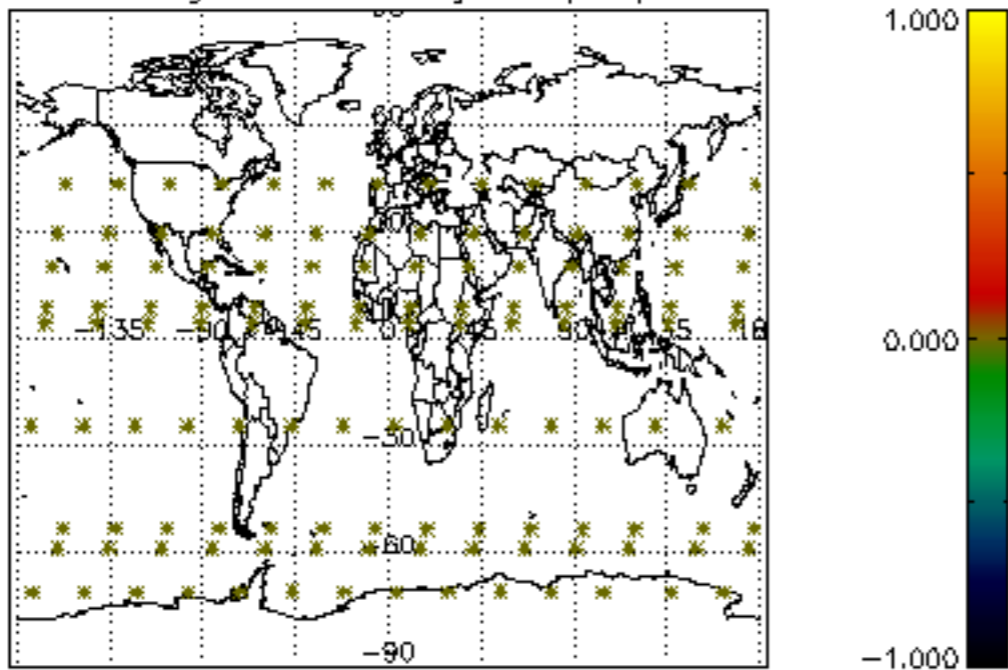
Percentage of star falling outside central band per profile



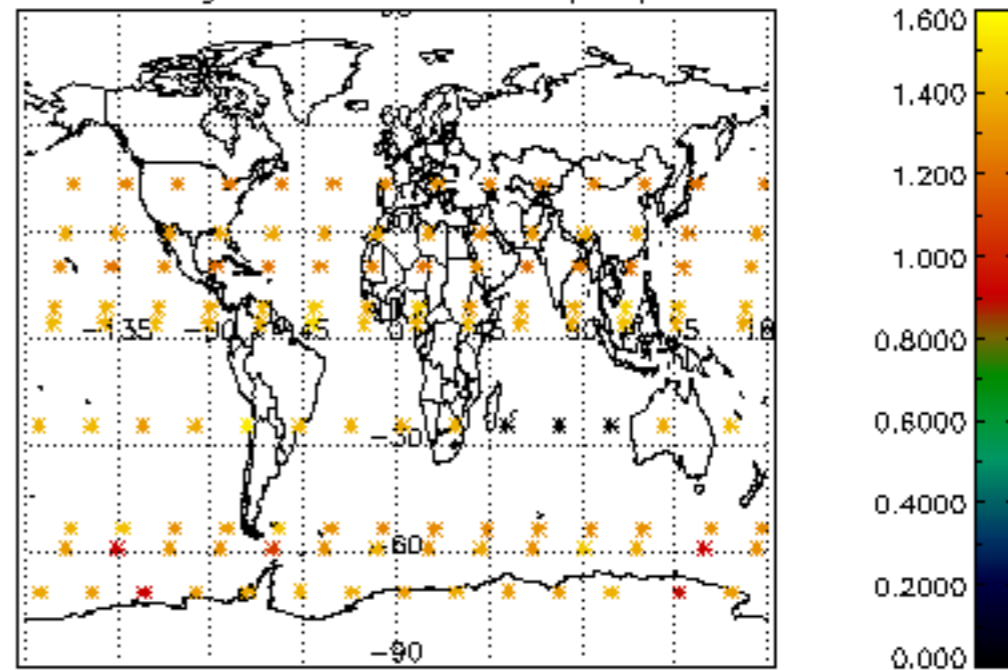
Percentage of saturation errors per profile



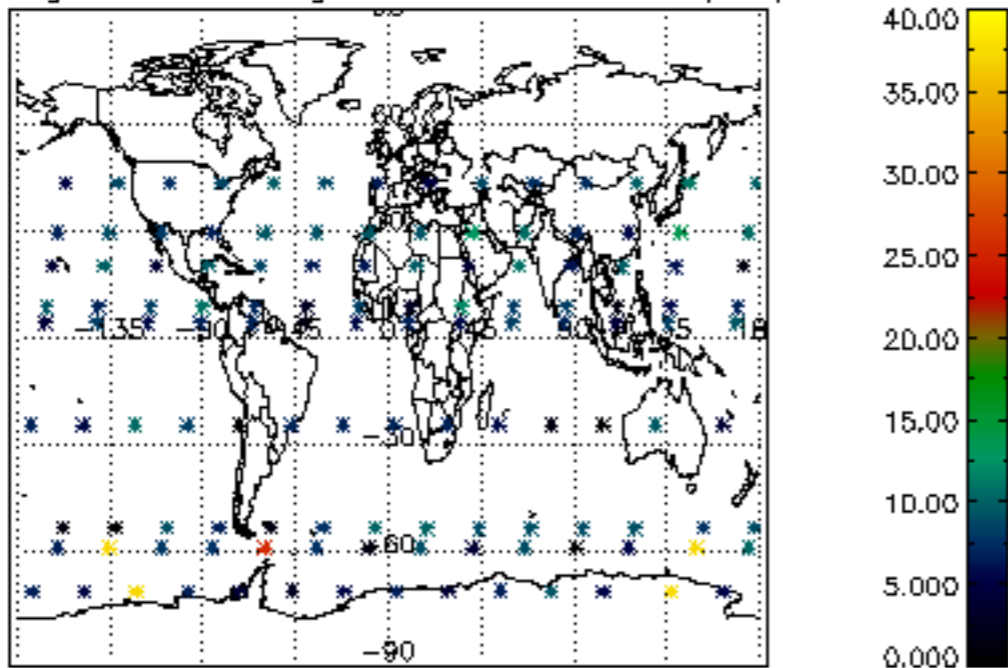
Percentage of cosmic ray hits per profile



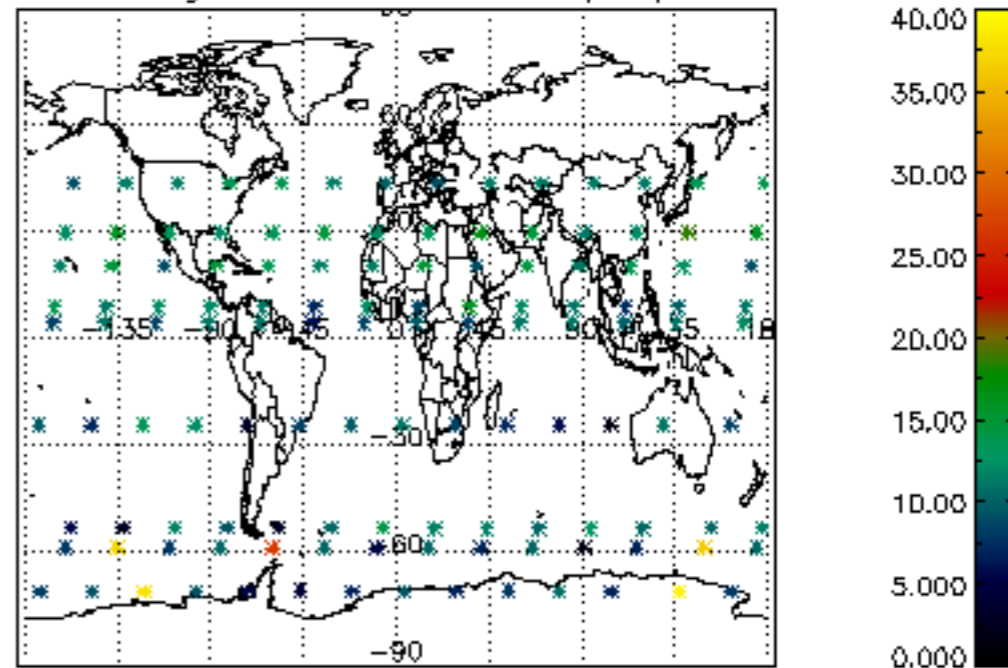
Percentage of datation errors per profile

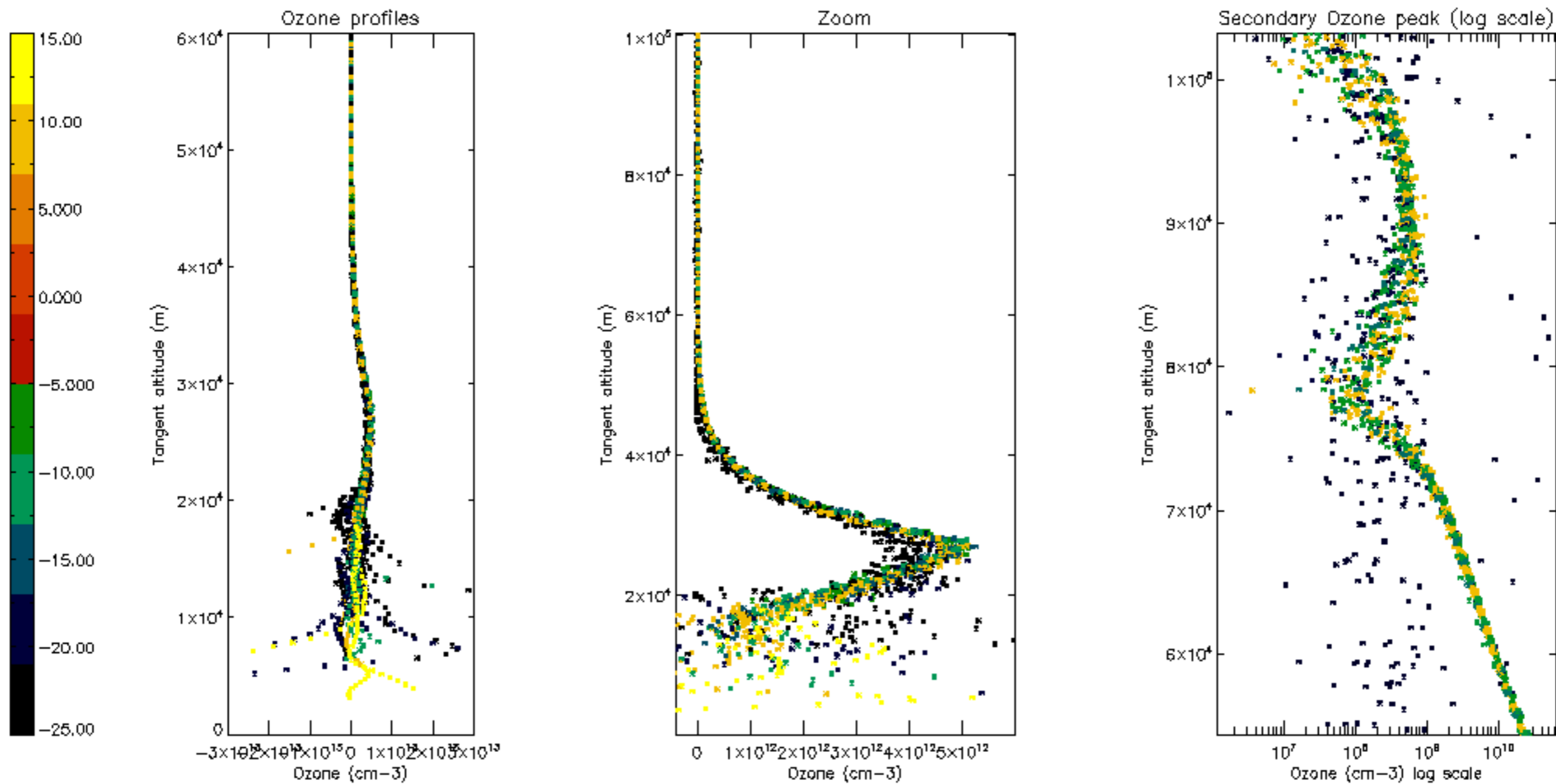


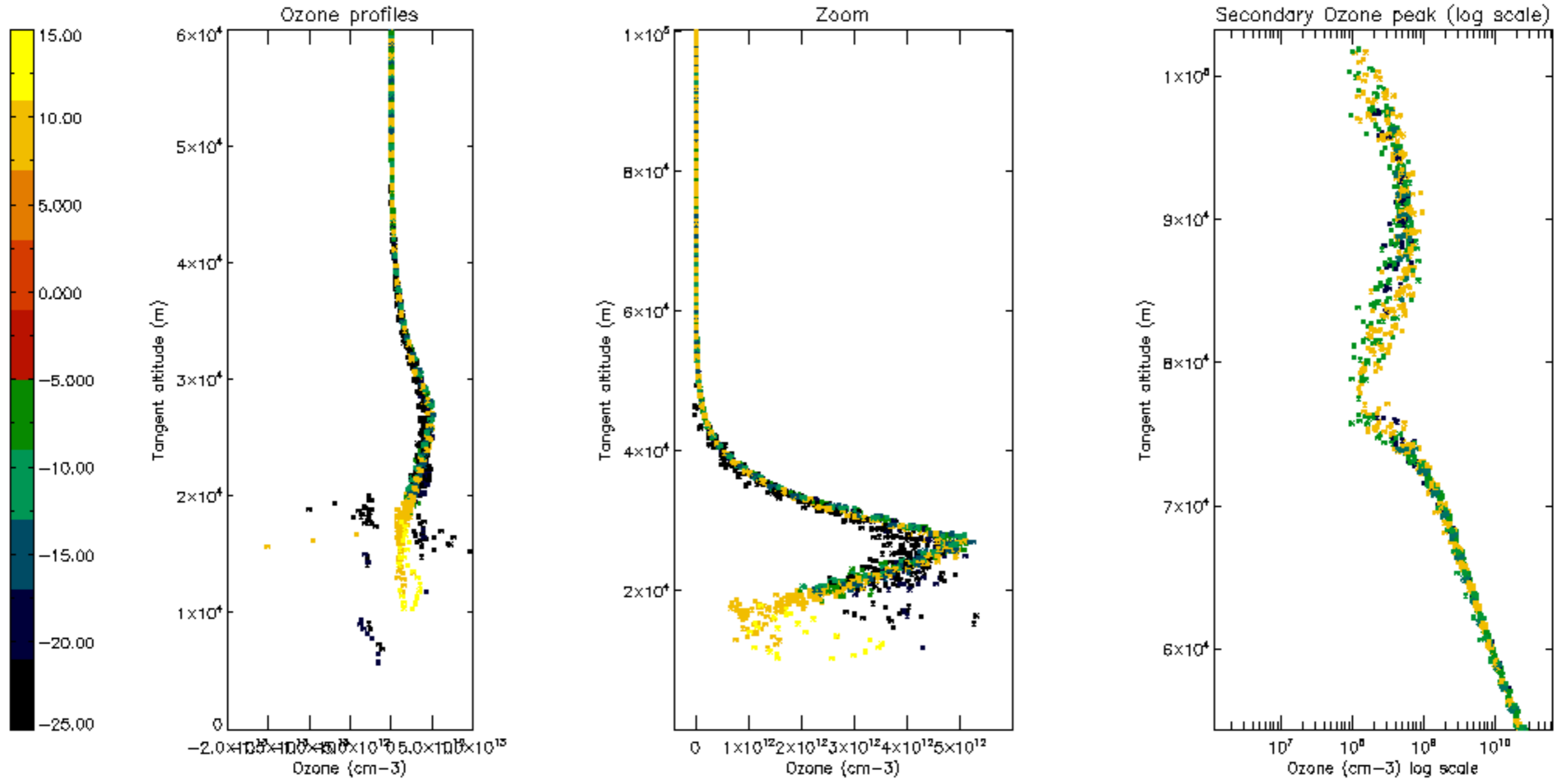
Percentage of star falling outside central band per profile

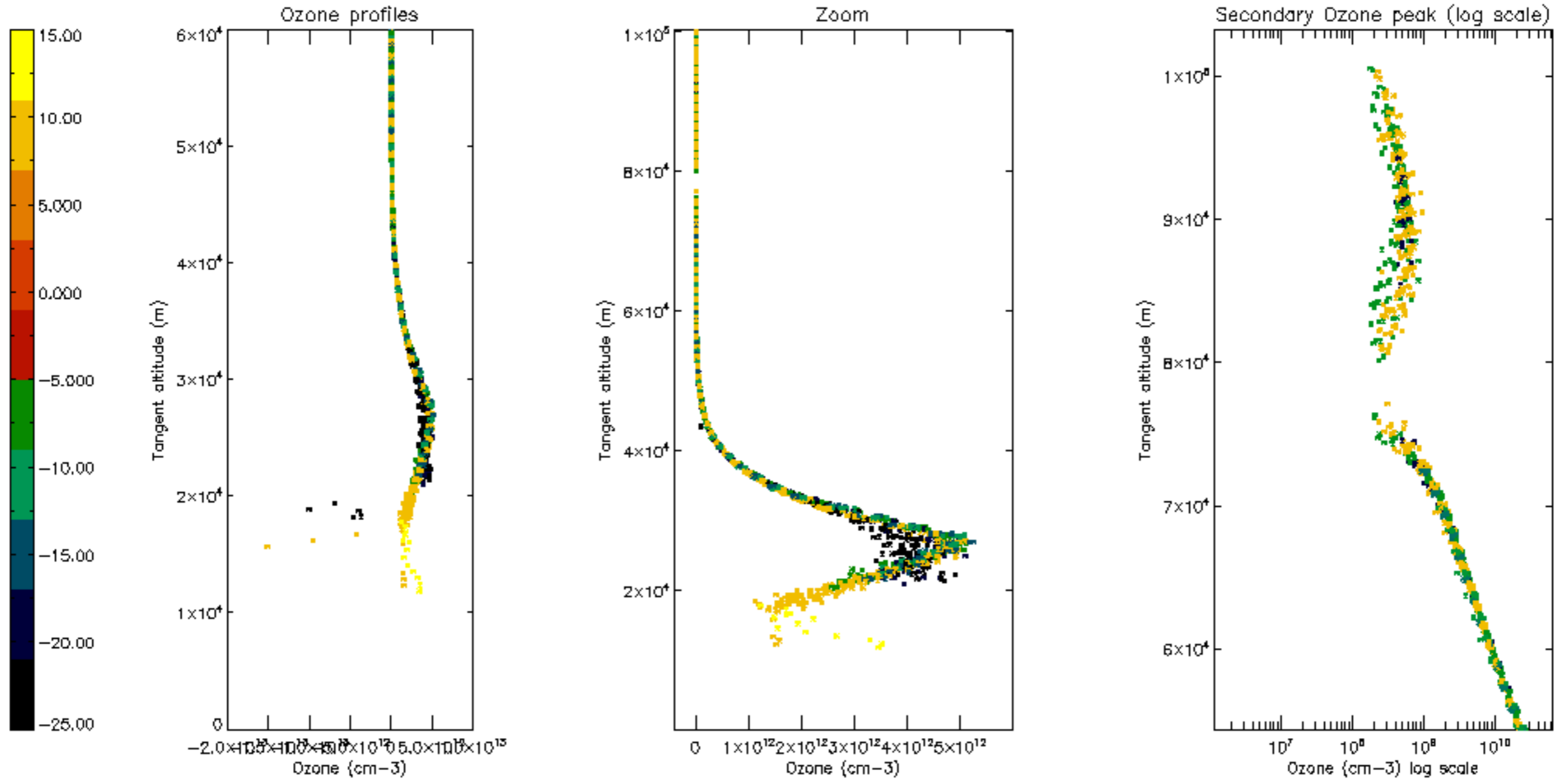


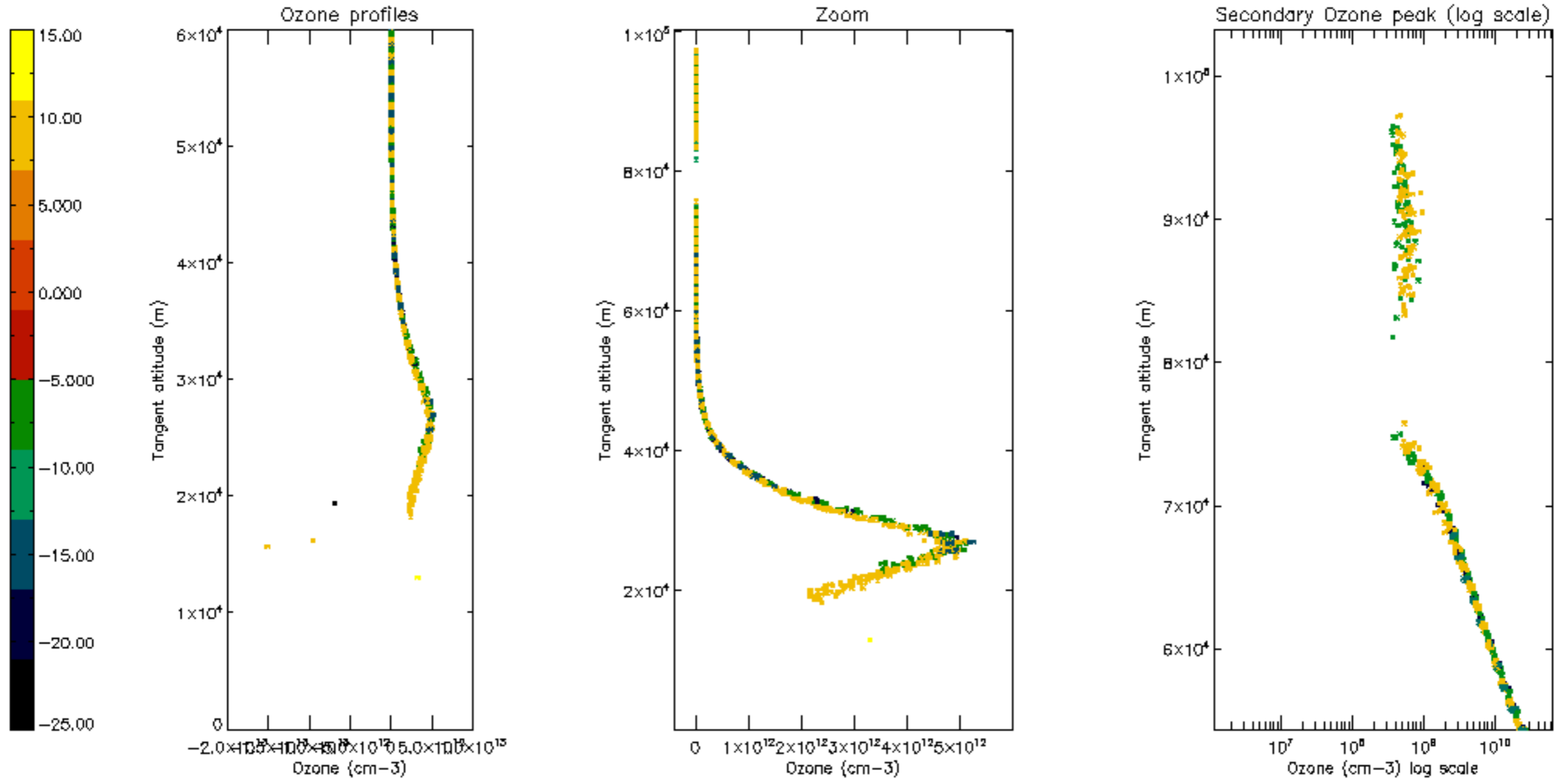
Percentage of saturation errors per profile

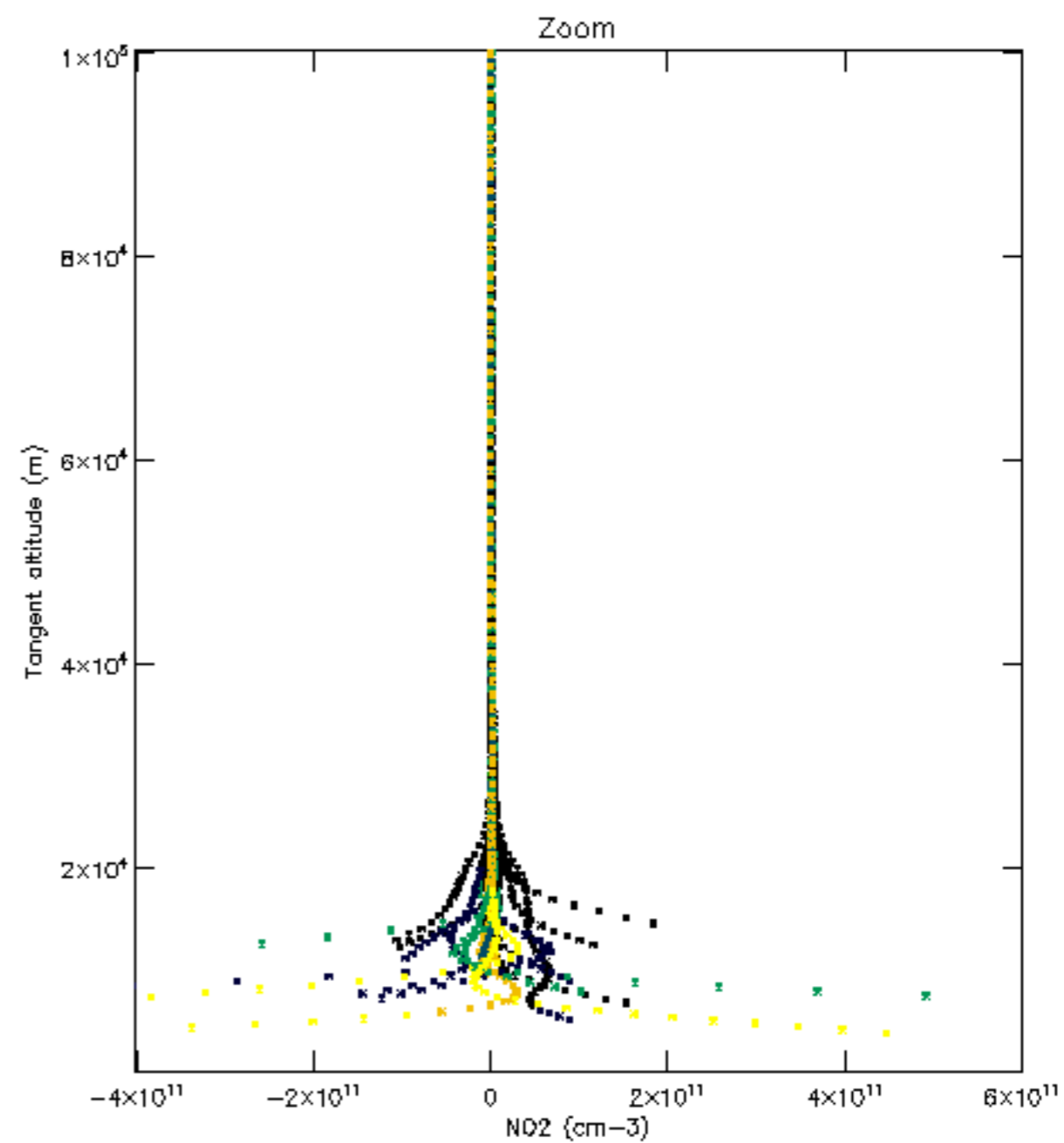
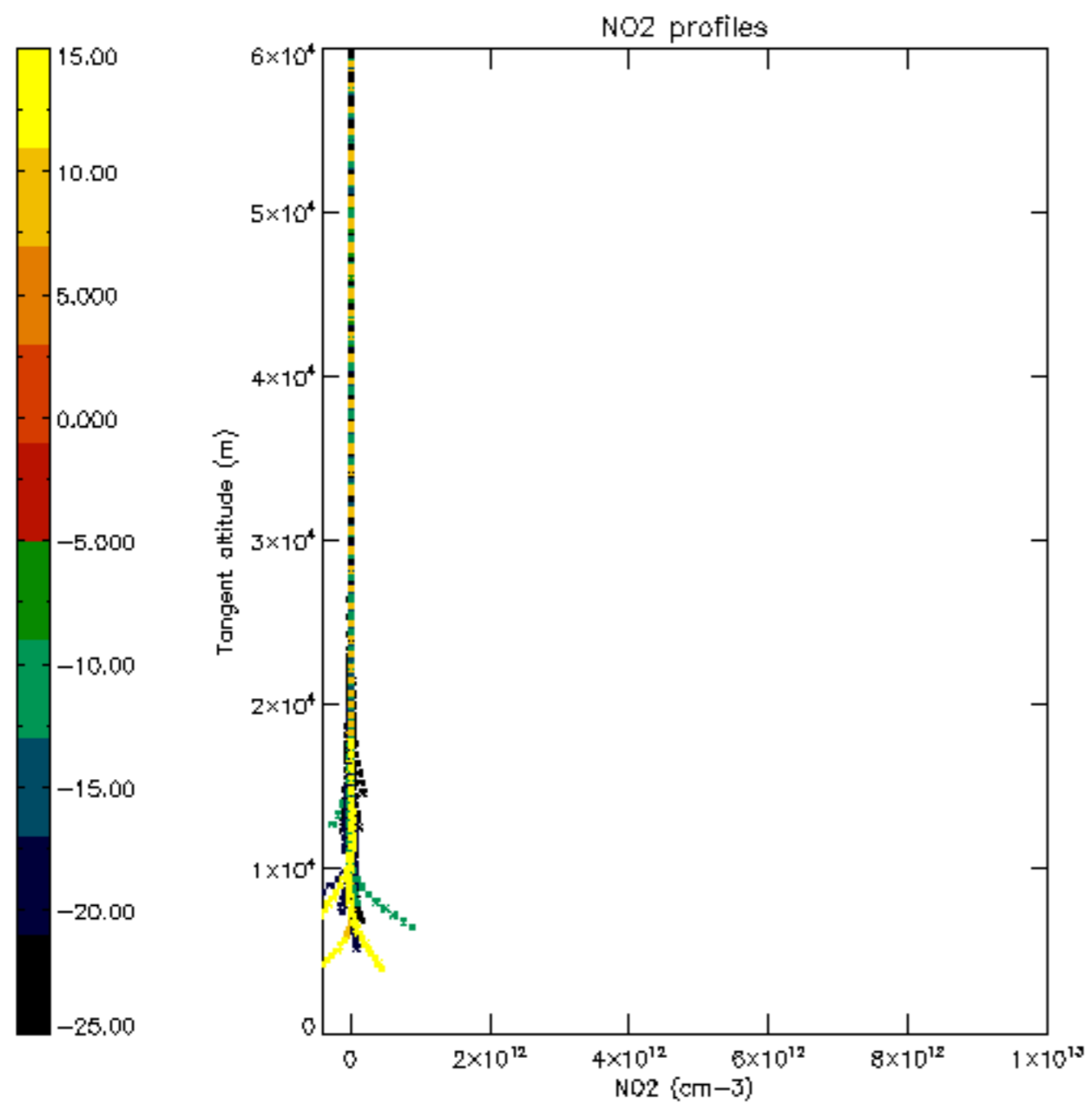


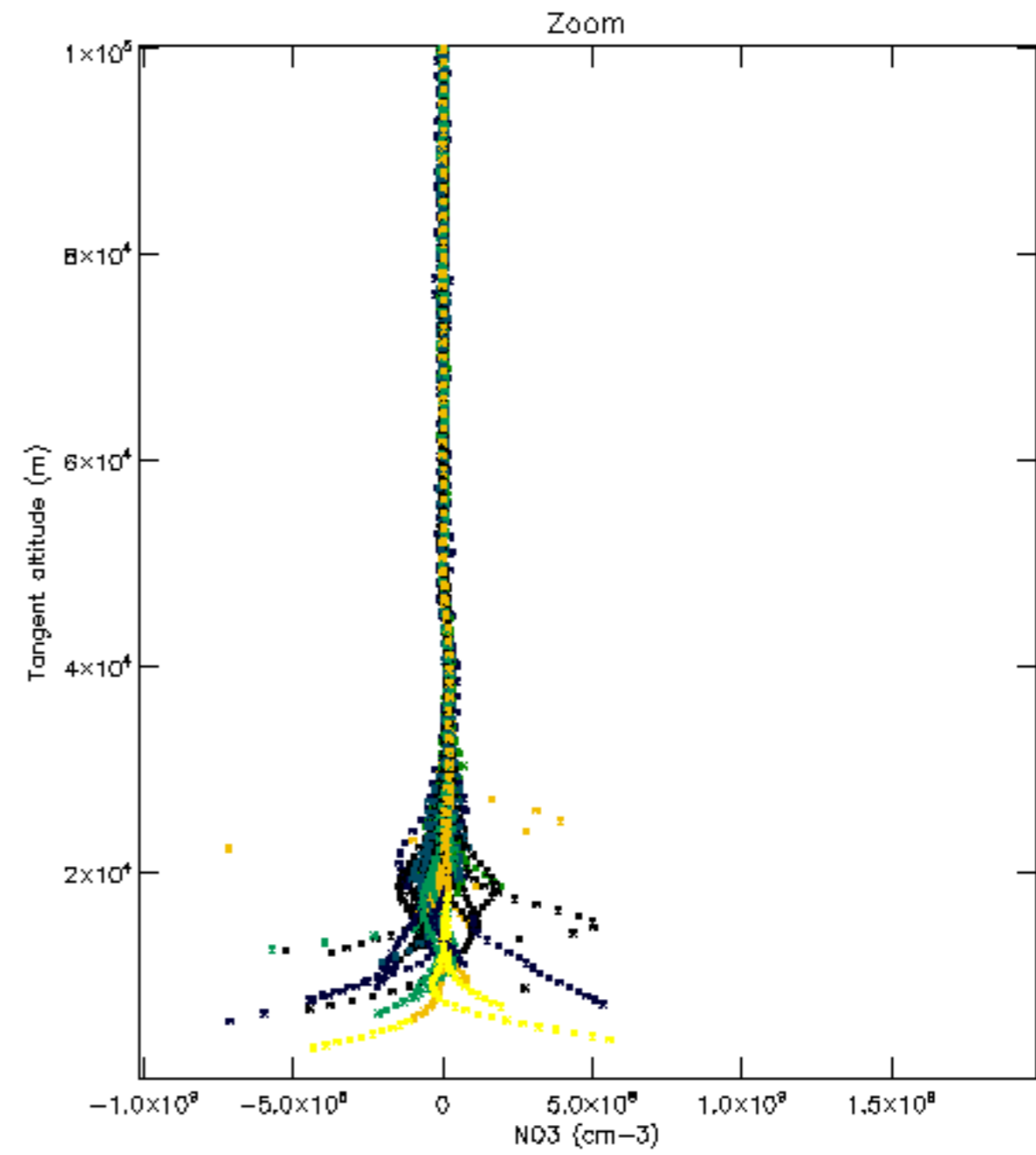
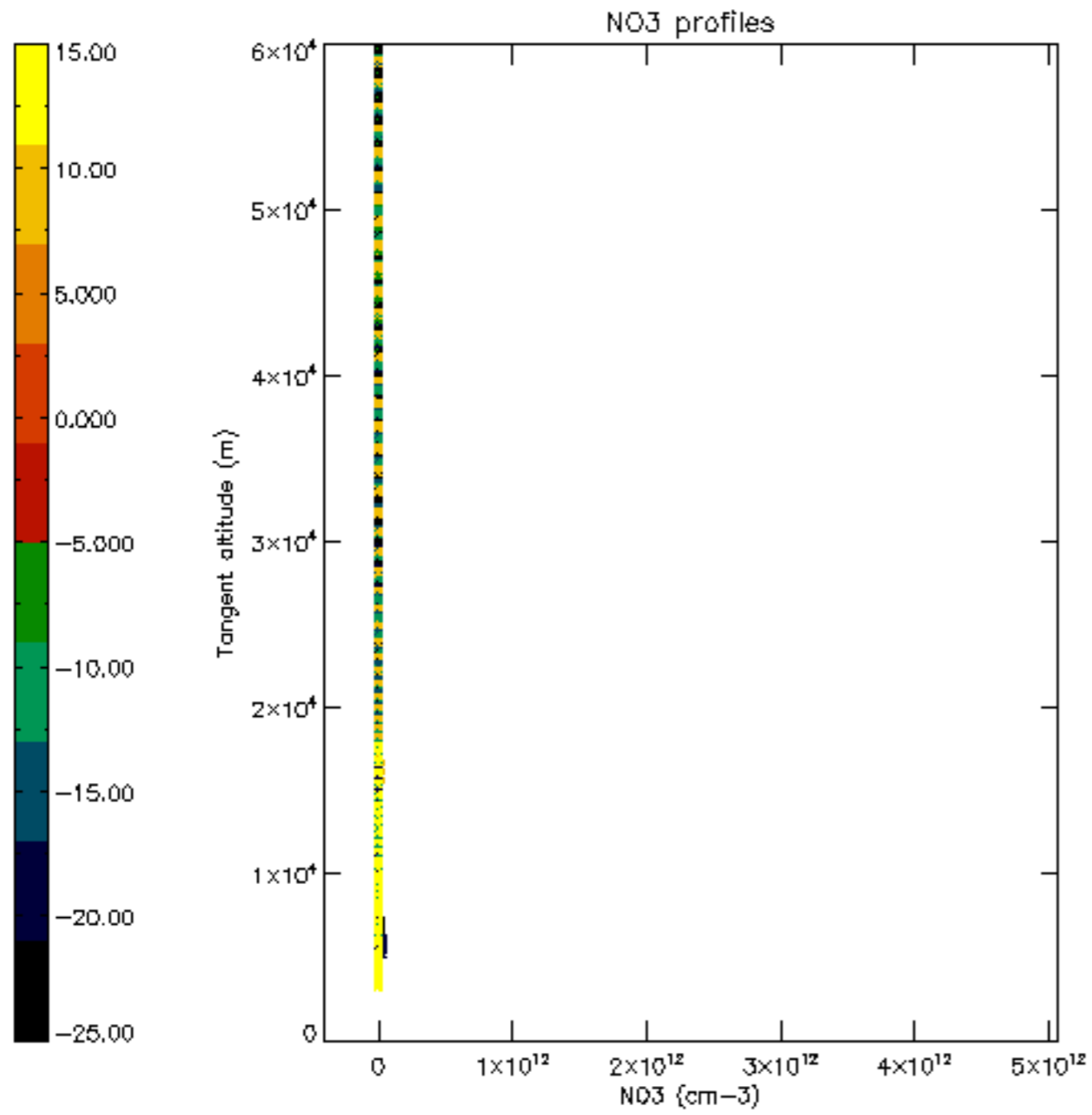


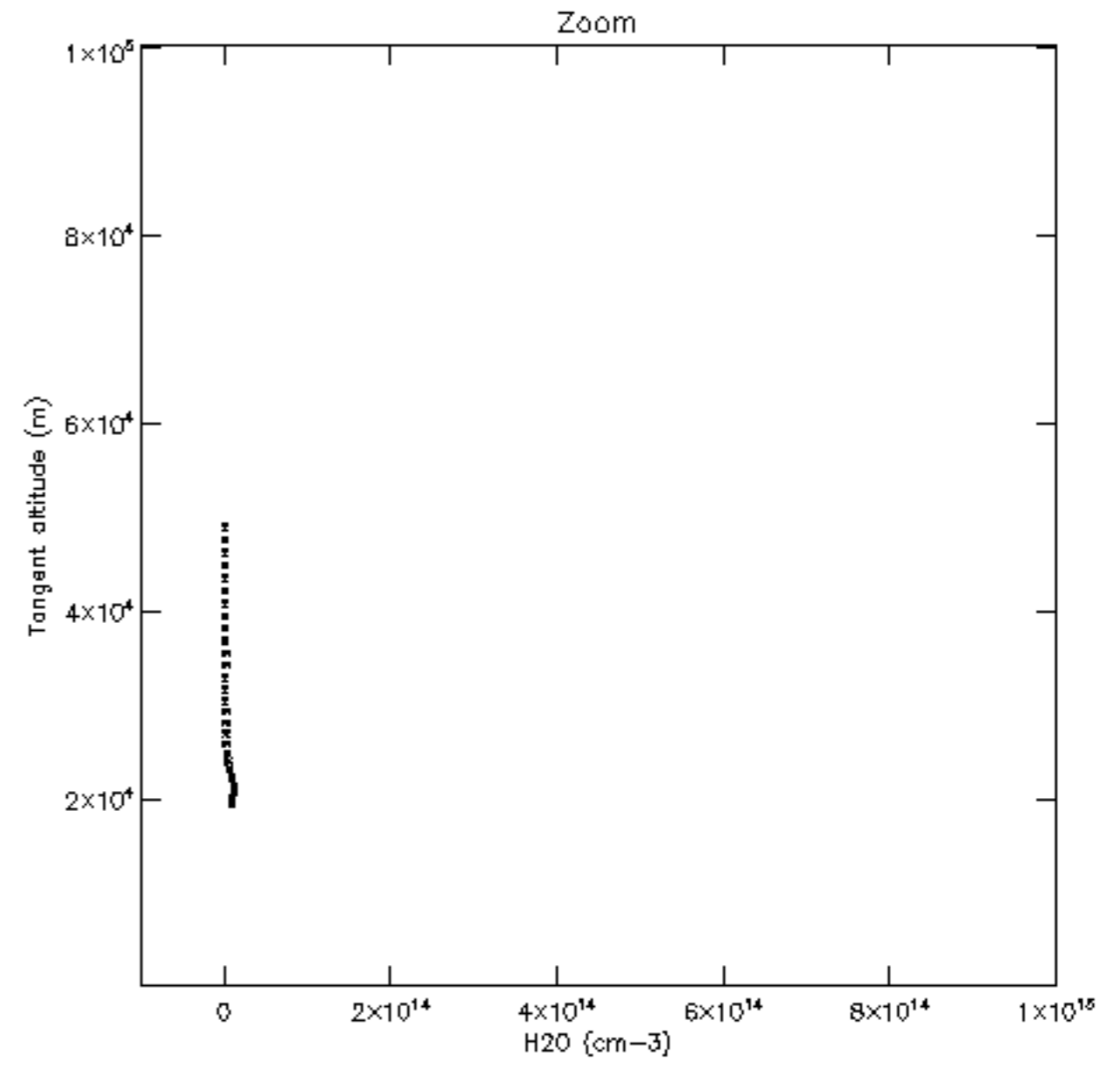
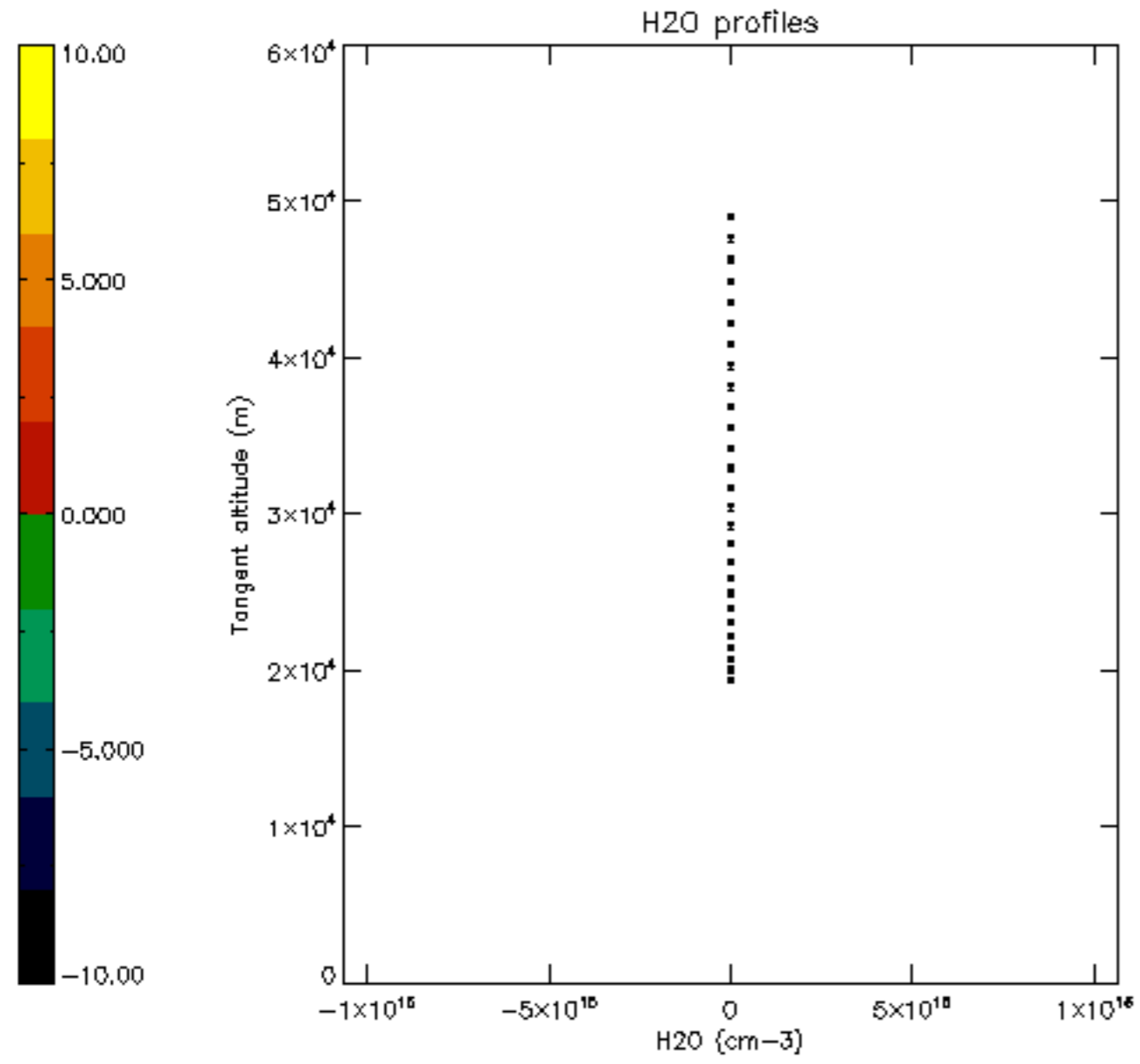


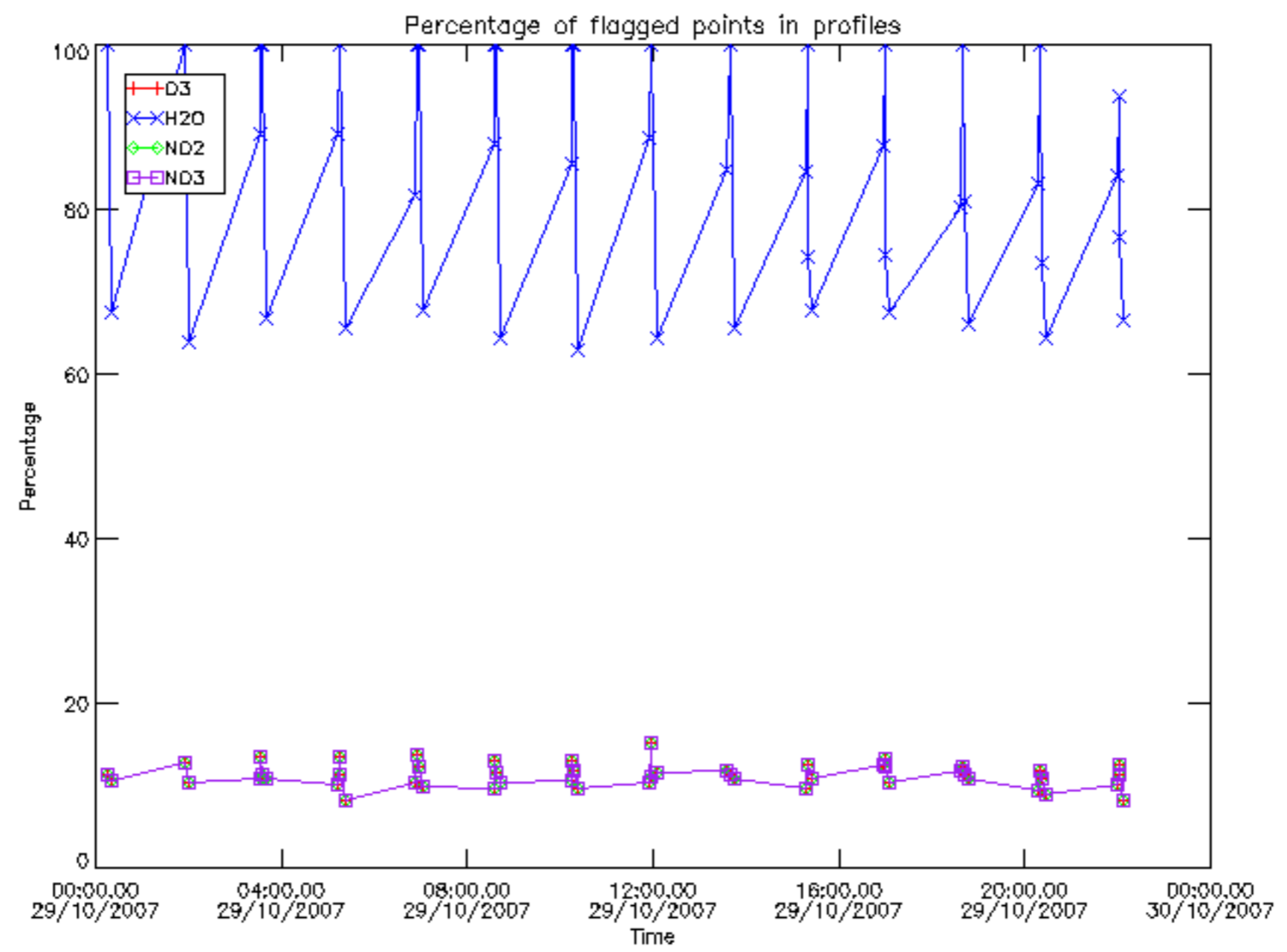




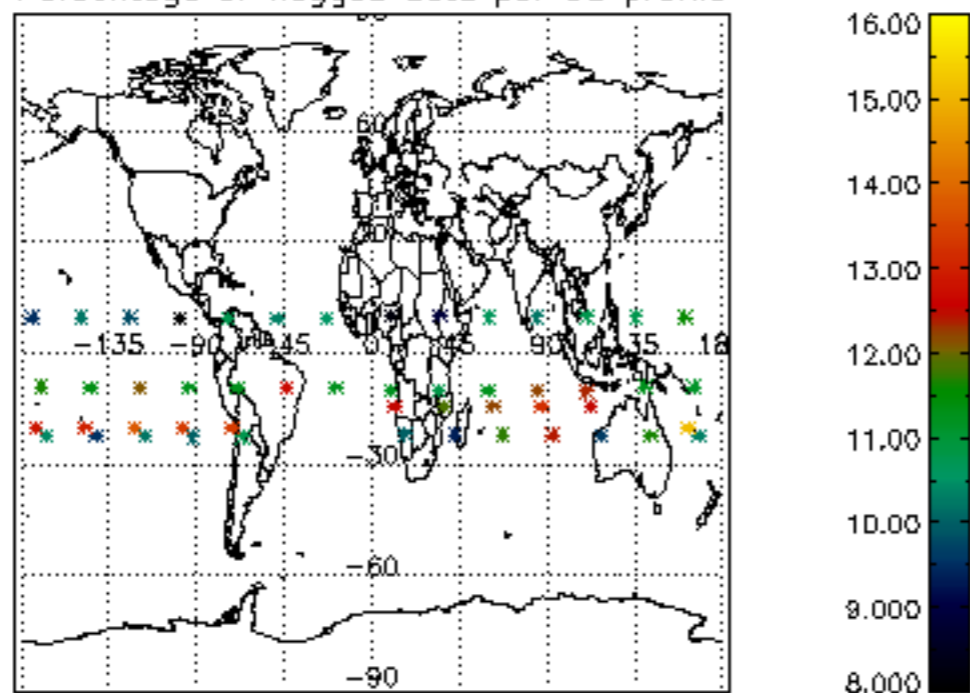




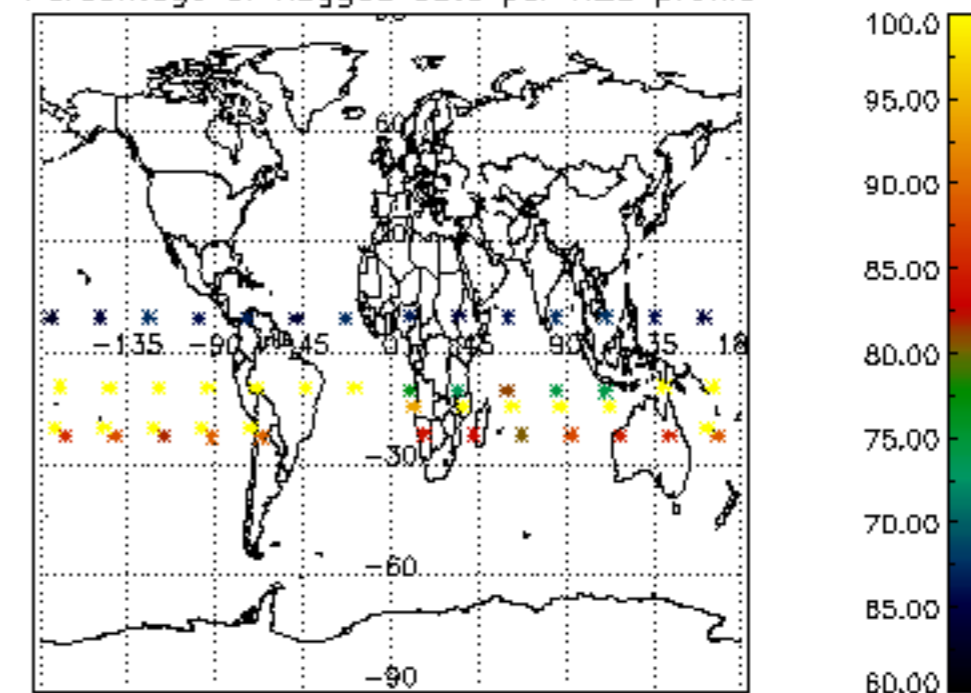




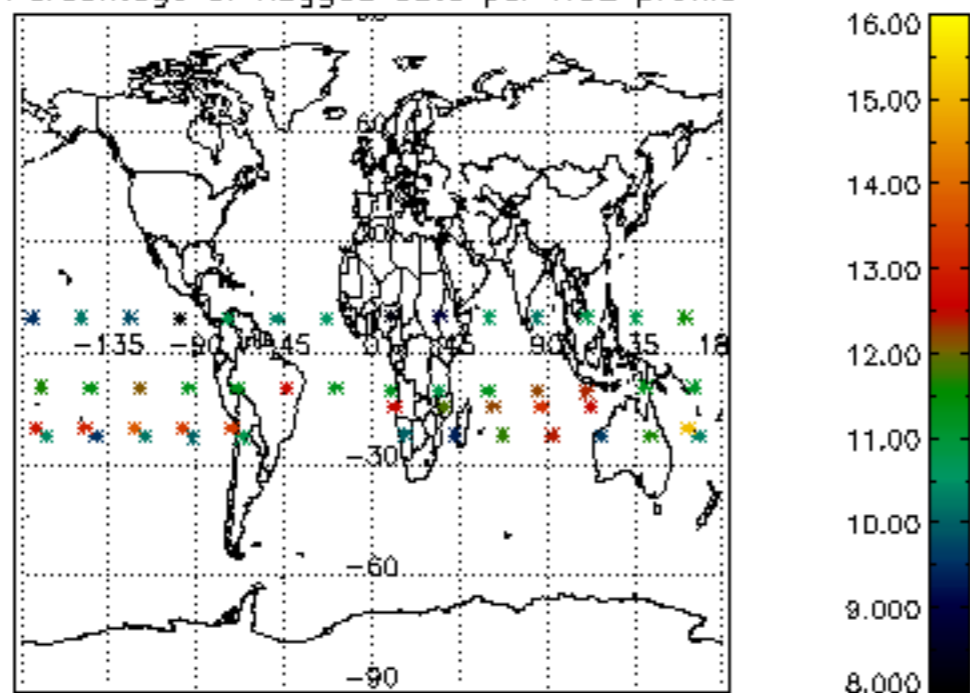
Percentage of flagged data per D3 profile



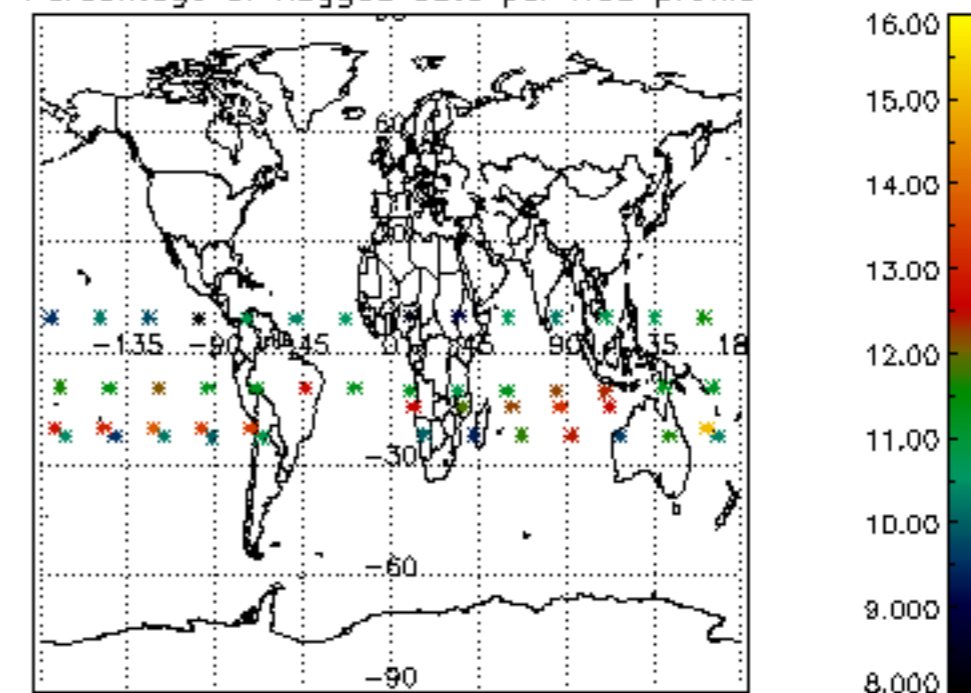
Percentage of flagged data per H2O profile

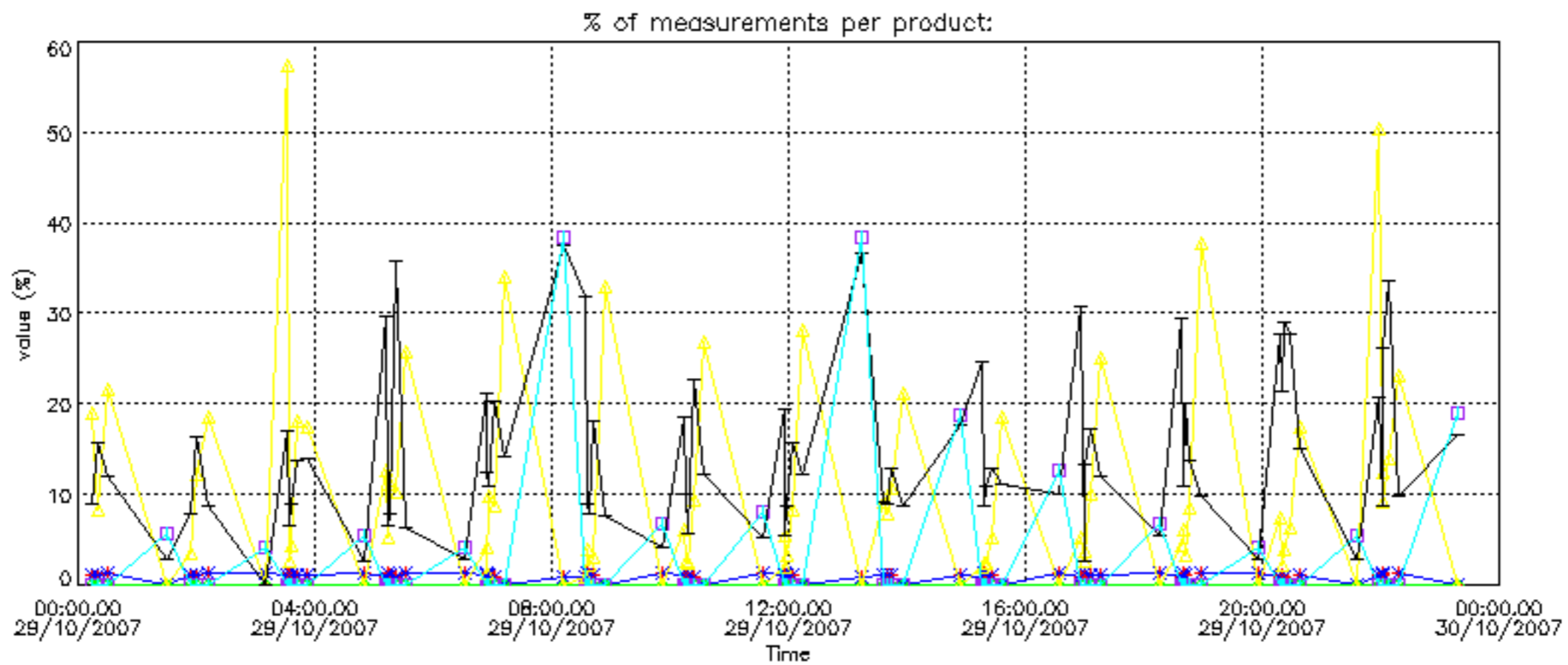


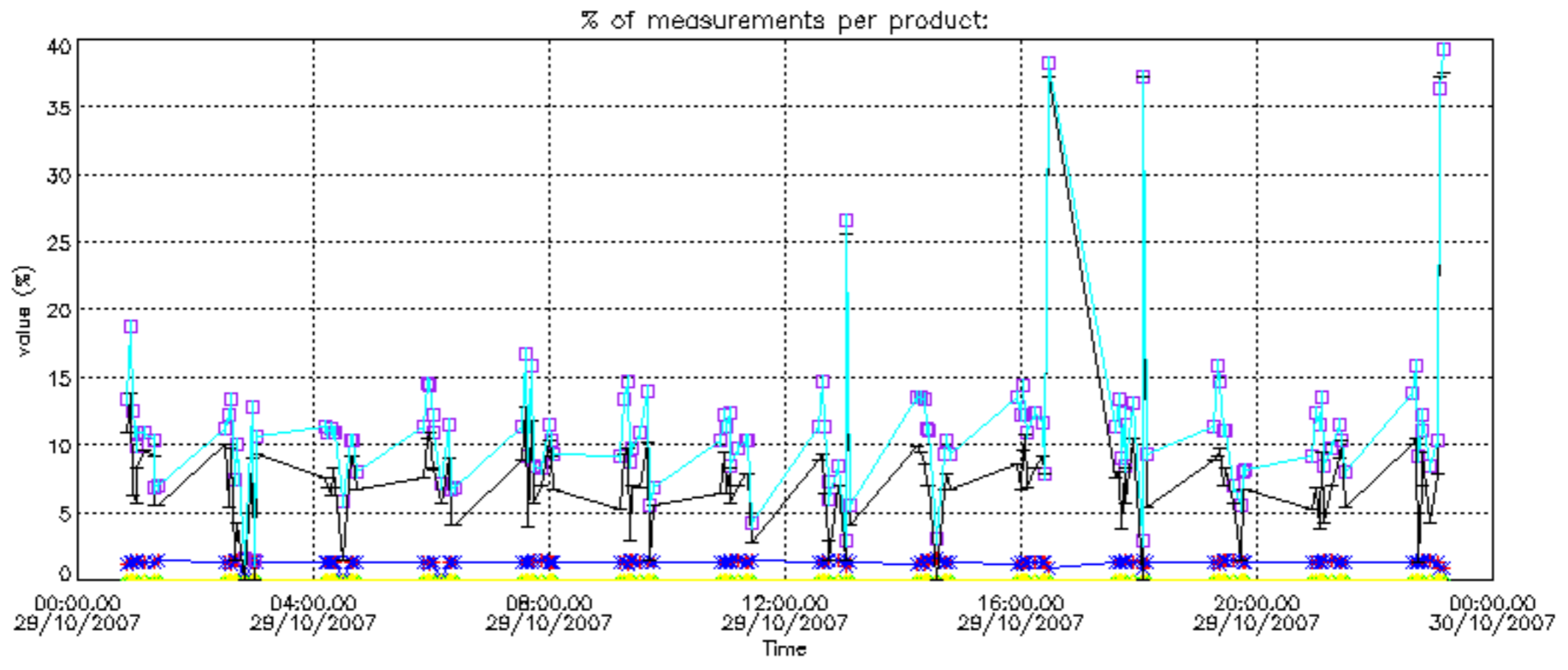
Percentage of flagged data per NO2 profile



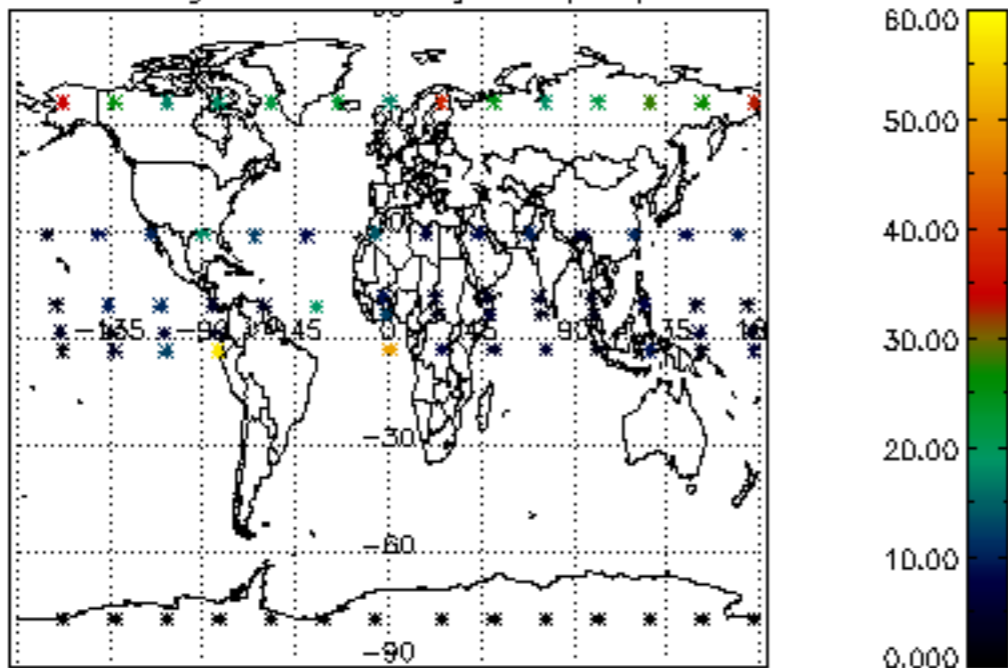
Percentage of flagged data per NO3 profile



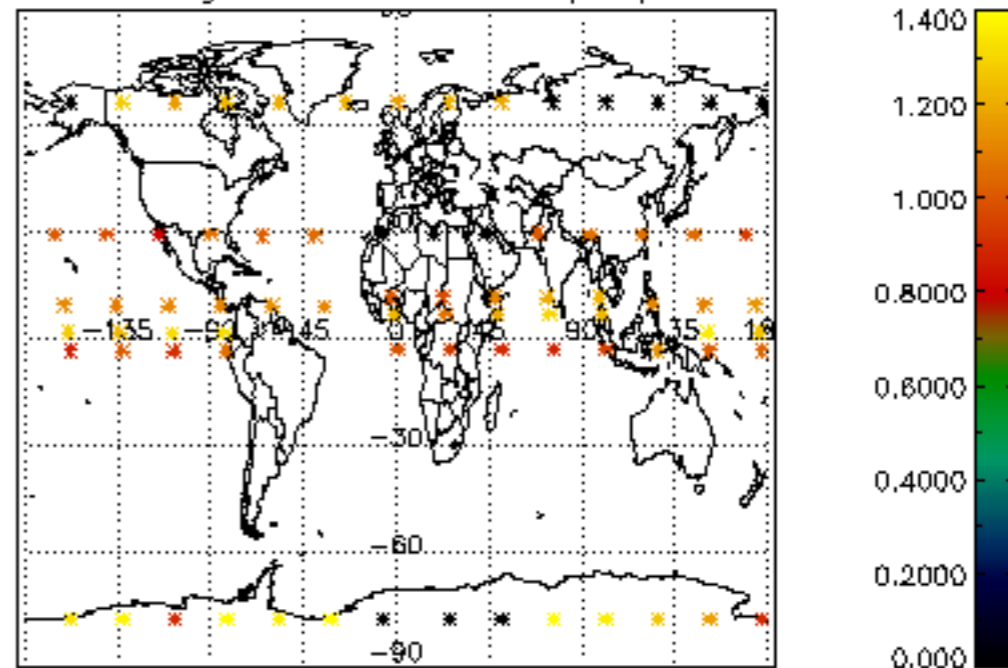




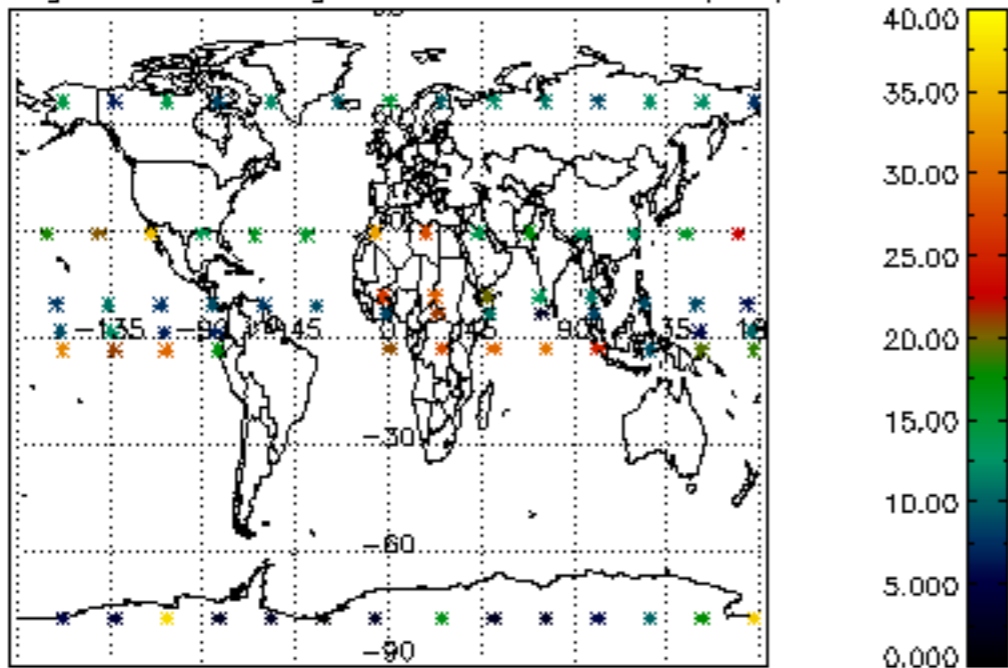
Percentage of cosmic ray hits per profile



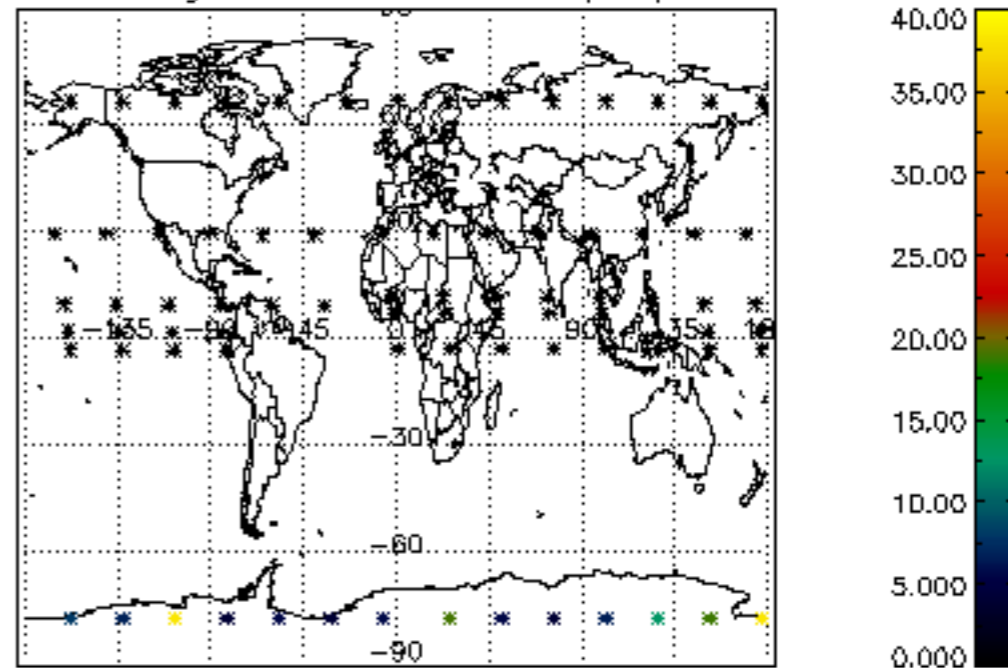
Percentage of datation errors per profile



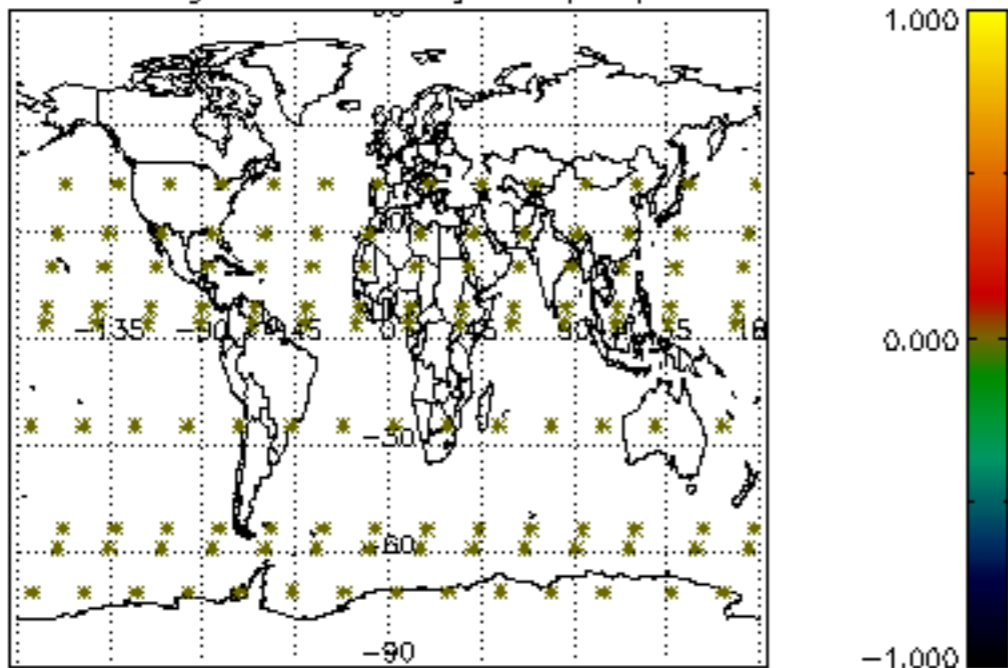
Percentage of star falling outside central band per profile



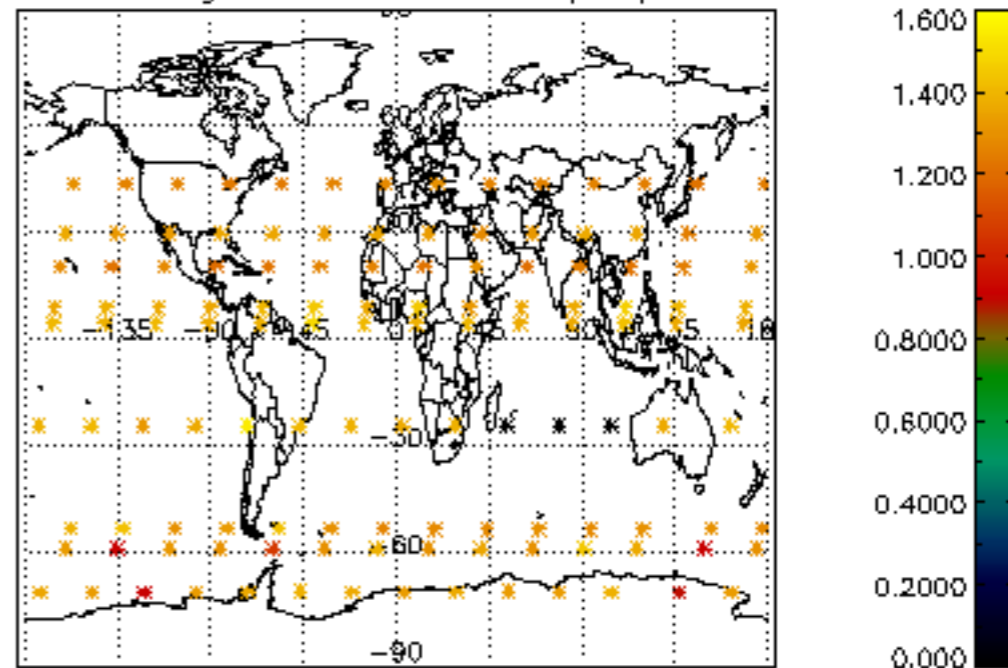
Percentage of saturation errors per profile



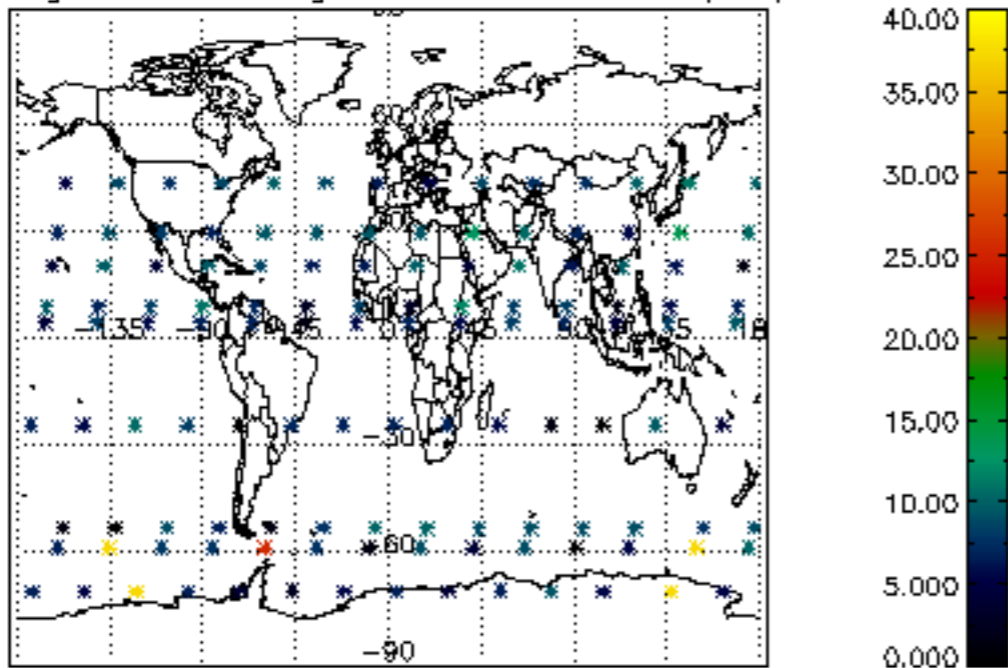
Percentage of cosmic ray hits per profile



Percentage of datation errors per profile



Percentage of star falling outside central band per profile



Percentage of saturation errors per profile

