

GOMOS Level 2 Daily Report

SUMMARY

[1. General Info](#)

[2. Summary of processed GOM_NL_2P products](#)

[3. Level 2 Quality information per product](#)

[3.1 Plot of level 2 quality information per product \(time dependant\)](#)

[3.2 Plot of level 2 quality information per product \(world map\)](#)

[4. Level 1 Quality information per product \(stored on level 2 products\)](#)

[4.1 Plot of level 1 quality information per product \(time dependant\)](#)

[4.1.1 Plot of level 1 quality information per product \(time dependant\): ASCENDING](#)

[4.1.2 Plot of level 1 quality information per product \(time dependant\): DESCENDING](#)

[4.2 Plot of level 1 quality information per product \(world map\)](#)

[4.2.1 Plot of level 1 quality information per product \(world map\): ASCENDING](#)

[4.2.2 Plot of level 1 quality information per product \(world map\): DESCENDING](#)

[5. Ozone profiles based on quality statistics and other trace gas profiles](#)

[5.1 Ozone statistics based on quality of products](#)

[5.2 Plot ozone profiles for all STD \(dark without errors\)](#)

[5.3 Plot ozone profiles where STD < 20% \(dark without errors\)](#)

[5.4. Plot ozone profiles where STD < 10% \(dark without errors\)](#)

[5.5. Plot ozone profiles where STD < 5% \(dark without errors\)](#)

[5.6 Plot NO2 profiles for all STD \(dark without errors\)](#)

[5.7 Plot NO3 profiles for all STD \(dark without errors\)](#)

[5.8 Plot H2O profiles \(only for occultations of stars 1,2,3,4,13,14,16,26,63 dark without errors\) for all STD](#)

[6. Auxiliary Data Files used for the production reported in section 2](#)

This report presents the daily analysis on parameters extracted from GOMOS level 2 data (GOM_NL__2P). It is intended to monitor some important parameters that will impact the quality of these products. A list of level 2 products (and content) that have arrived during the reporting day to the PCF is also given.

Item	Value
Time of report generation	23APR2013 09:33:41
Data source version	GOMOS/6.01
Start time of products	28-10-2007 (28OCT2007 00:00:00)
Stop time of products	29-10-2007 (29OCT2007 00:00:00)
Store outputs in DB	Yes
Nb of level 2 prods	214
Nb of prods with errors	0

2. Summary of processed GOM_NL__2P products.

Nr	Filename	UTC Start time	Limb	Duration	Star Id	Star Name	Star Mag	Star Temp	Nb Meas	Orbit	Prod. error
1	GOM_NL__2PRFIN20071028_000803_000000382062_00474_29586_8095.N1	28-OCT-2007 00:08:03	Bright	38.000	36	50Alp UMa	1.8000	6300.0	76	29586	No
2	GOM_NL__2PRFIN20071028_000938_000000552062_00474_29586_8096.N1	28-OCT-2007 00:09:38	Bright	55.000	82	48Bet UMa	2.3650	10600.	110	29586	No
3	GOM_NL__2PRFIN20071028_001314_000000472062_00474_29586_8097.N1	28-OCT-2007 00:13:14	Bright	46.500	174	52Psi UMa	3.0040	4400.0	93	29586	No
4	GOM_NL__2PRFIN20071028_002024_000000472062_00474_29586_8098.N1	28-OCT-2007 00:20:24	Bright	46.500	96	68Del Leo	2.5600	9300.0	93	29586	No
5	GOM_NL__2PRFIN20071028_004210_000000542062_00474_29586_8099.N1	28-OCT-2007 00:42:10	Dark	54.000	65	Lam Vel	2.2040	4400.0	108	29586	No
6	GOM_NL__2PRFIN20071028_004339_000000402062_00475_29587_8096.N1	28-OCT-2007 00:43:39	Dark	40.000	91	Kap Vel	2.4900	26000.	80	29587	No
7	GOM_NL__2PRFIN20071028_004542_000000442062_00475_29587_8097.N1	28-OCT-2007 00:45:42	Dark	43.500	34	Gam2Vel	1.7930	23000.	87	29587	No
8	GOM_NL__2PRFIN20071028_005116_000000612062_00475_29587_8098.N1	28-OCT-2007 00:51:16	Dark	60.500	2	Alp Car	-0.73600	7000.0	121	29587	No
9	GOM_NL__2PRFIN20071028_010201_000000412062_00475_29587_8099.N1	28-OCT-2007 01:02:01	Straylight	41.000	157	The1Eri	2.9060	9300.0	82	29587	No
10	GOM_NL__2PRFIN20071028_012128_000000402062_00475_29587_8100.N1	28-OCT-2007 01:21:28	Bright	40.000	105	6Bet Ari	2.6450	8900.0	80	29587	No
11	GOM_NL__2PRFIN20071028_012521_000000412062_00475_29587_8101.N1	28-OCT-2007 01:25:21	Bright	40.500	53	43Bet And	2.0480	3300.0	81	29587	No
12	GOM_NL__2PRFIN20071028_012804_000000392062_00475_29587_8102.N1	28-OCT-2007 01:28:04	Bright	39.000	73	57Gam1And	2.2600	13100.	78	29587	No
13	GOM_NL__2PRFIN20071028_013110_000000372062_00475_29587_8103.N1	28-OCT-2007 01:31:10	Bright	37.000	68	18Alp Cas	2.2250	4500.0	74	29587	No
14	GOM_NL__2PRFIN20071028_013225_000000372062_00475_29587_8104.N1	28-OCT-2007 01:32:25	Bright	37.000	76	27Gam Cas	2.3000	30000.	74	29587	No
15	GOM_NL__2PRFIN20071028_014026_000000372062_00475_29587_8105.N1	28-OCT-2007 01:40:26	Bright	36.500	49	1Alp UMi	1.9900	6300.0	73	29587	No
16	GOM_NL__2PRFIN20071028_014839_000000392062_00475_29587_8106.N1	28-OCT-2007 01:48:39	Bright	38.500	36	50Alp UMa	1.8000	6300.0	77	29587	No
17	GOM_NL__2PRFIN20071028_015014_000000422062_00475_29587_8107.N1	28-OCT-2007 01:50:14	Bright	42.000	82	48Bet UMa	2.3650	10600.	84	29587	No
18	GOM_NL__2PRFIN20071028_015350_000000522062_00475_29587_8108.N1	28-OCT-2007 01:53:50	Bright	52.000	174	52Psi UMa	3.0040	4400.0	104	29587	No
19	GOM_NL__2PRFIN20071028_020100_000000452062_00475_29587_8109.N1	28-OCT-2007 02:01:00	Bright	44.500	96	68Del Leo	2.5600	9300.0	89	29587	No
20	GOM_NL__2PRFIN20071028_022246_000000482062_00475_29587_8110.N1	28-OCT-2007 02:22:46	Dark	47.500	65	Lam Vel	2.2040	4400.0	95	29587	No
21	GOM_NL__2PRFIN20071028_022416_000000392062_00476_29588_8138.N1	28-OCT-2007 02:24:16	Dark	38.500	91	Kap Vel	2.4900	26000.	77	29588	No
22	GOM_NL__2PRFIN20071028_022618_000000452062_00476_29588_8139.N1	28-OCT-2007 02:26:18	Dark	44.500	34	Gam2Vel	1.7930	23000.	89	29588	No
23	GOM_NL__2PRFIN20071028_023153_000000482062_00476_29588_8140.N1	28-OCT-2007 02:31:53	Dark	48.000	2	Alp Car	-0.73600	7000.0	96	29588	No
24	GOM_NL__2PRFIN20071028_024237_000000412062_00476_29588_8141.N1	28-OCT-2007 02:42:37	Straylight	41.000	157	The1Eri	2.9060	9300.0	82	29588	No
25	GOM_NL__2PRFIN20071028_030204_000000412062_00476_29588_8142.N1	28-OCT-2007 03:02:04	Bright	41.000	105	6Bet Ari	2.6450	8900.0	82	29588	No
26	GOM_NL__2PRFIN20071028_030557_000000392062_00476_29588_8143.N1	28-OCT-2007 03:05:57	Bright	39.000	53	43Bet And	2.0480	3300.0	78	29588	No
27	GOM_NL__2PRFIN20071028_030839_000000422062_00476_29588_8144.N1	28-OCT-2007 03:08:39	Bright	42.000	73	57Gam1And	2.2600	13100.	84	29588	No
28	GOM_NL__2PRFIN20071028_031146_000000352062_00476_29588_8145.N1	28-OCT-2007 03:11:46	Bright	34.500	68	18Alp Cas	2.2250	4500.0	69	29588	No
29	GOM_NL__2PRFIN20071028_031300_000000372062_00476_29588_8146.N1	28-OCT-2007 03:13:00	Bright	36.500	76	27Gam Cas	2.3000	30000.	73	29588	No
30	GOM_NL__2PRFIN20071028_032102_000000362062_00476_29588_8147.N1	28-OCT-2007 03:21:02	Bright	35.500	49	1Alp UMi	1.9900	6300.0	71	29588	No
31	GOM_NL__2PRFIN20071028_032914_000000402062_00476_29588_8148.N1	28-OCT-2007 03:29:14	Bright	40.000	36	50Alp UMa	1.8000	6300.0	80	29588	No
32	GOM_NL__2PRFIN20071028_033050_000000552062_00476_29588_8149.N1	28-OCT-2007 03:30:50	Bright	55.000	82	48Bet UMa	2.3650	10600.	110	29588	No
33	GOM_NL__2PRFIN20071028_033426_000000362062_00476_29588_8150.N1	28-OCT-2007 03:34:26	Bright	36.000	174	52Psi UMa	3.0040	4400.0	72	29588	No
34	GOM_NL__2PRFIN20071028_034136_000000372062_00476_29588_8151.N1	28-OCT-2007 03:41:36	Bright	36.500	96	68Del Leo	2.5600	9300.0	73	29588	No
35	GOM_NL__2PRFIN20071028_040323_000000442062_00476_29588_8152.N1	28-OCT-2007 04:03:23	Dark	43.500	65	Lam Vel	2.2040	4400.0	87	29588	No
36	GOM_NL__2PRFIN20071028_040453_000000392062_00477_29589_8171.N1	28-OCT-2007 04:04:53	Dark	39.000	91	Kap Vel	2.4900	26000.	78	29589	No
37	GOM_NL__2PRFIN20071028_040655_000000472062_00477_29589_8172.N1	28-OCT-2007 04:06:55	Dark	46.500	34	Gam2Vel	1.7930	23000.	93	29589	No
38	GOM_NL__2PRFIN20071028_041230_000000482062_00477_29589_8173.N1	28-OCT-2007 04:12:30	Dark	48.000	2	Alp Car	-0.73600	7000.0	96	29589	No
39	GOM_NL__2PRFIN20071028_042313_000000432062_00477_29589_8174.N1	28-OCT-2007 04:23:13	Straylight	43.000	157	The1Eri	2.9060	9300.0	86	29589	No
40	GOM_NL__2PRFIN20071028_044240_000000382062_00477_29589_8175.N1	28-OCT-2007 04:42:40	Bright	38.000	105	6Bet Ari	2.6450	8900.0	76	29589	No
41	GOM_NL__2PRFIN20071028_044633_000000382062_00477_29589_8176.N1	28-OCT-2007 04:46:33	Bright	37.500	53	43Bet And	2.0480	3300.0	75	29589	No
42	GOM_NL__2PRFIN20071028_044915_000000422062_00477_29589_8177.N1	28-OCT-2007 04:49:15	Bright	42.000	73	57Gam1And	2.2600	13100.	84	29589	No

43	GOM_NL__2PRFIN20071028_045222_000000372062_00477_29589_8178.N1	28-OCT-2007 04:52:22	Bright	37.000	68	18Alp Cas	2.2250	4500.0	74	29589	No
44	GOM_NL__2PRFIN20071028_045336_000000362062_00477_29589_8179.N1	28-OCT-2007 04:53:36	Bright	36.000	76	27Gam Cas	2.3000	30000.	72	29589	No
45	GOM_NL__2PRFIN20071028_050138_000000342062_00477_29589_8180.N1	28-OCT-2007 05:01:38	Bright	34.000	49	1Alp UMi	1.9900	6300.0	68	29589	No
46	GOM_NL__2PRFIN20071028_050950_000000392062_00477_29589_8181.N1	28-OCT-2007 05:09:50	Bright	39.000	36	50Alp UMa	1.8000	6300.0	78	29589	No
47	GOM_NL__2PRFIN20071028_051127_000000372062_00477_29589_8182.N1	28-OCT-2007 05:11:27	Bright	36.500	82	48Bet UMa	2.3650	10600.	73	29589	No
48	GOM_NL__2PRFIN20071028_051502_000000362062_00477_29589_8183.N1	28-OCT-2007 05:15:02	Bright	35.500	174	52Psi UMa	3.0040	4400.0	71	29589	No
49	GOM_NL__2PRFIN20071028_052212_000000362062_00477_29589_8184.N1	28-OCT-2007 05:22:12	Bright	36.000	96	68Del Leo	2.5600	9300.0	72	29589	No
50	GOM_NL__2PRFIN20071028_054400_000000552062_00477_29589_8185.N1	28-OCT-2007 05:44:00	Dark	54.500	65	Lam Vel	2.2040	4400.0	109	29589	No
51	GOM_NL__2PRFIN20071028_054529_000000392062_00478_29590_8191.N1	28-OCT-2007 05:45:29	Dark	39.000	91	Kap Vel	2.4900	26000.	78	29590	No
52	GOM_NL__2PRFIN20071028_054732_000000452062_00478_29590_8192.N1	28-OCT-2007 05:47:32	Dark	45.000	34	Gam2Vel	1.7930	23000.	90	29590	No
53	GOM_NL__2PRFIN20071028_055307_000000552062_00478_29590_8193.N1	28-OCT-2007 05:53:07	Dark	54.500	2	Alp Car	-0.73600	7000.0	109	29590	No
54	GOM_NL__2PRFIN20071028_060350_000000432062_00478_29590_8194.N1	28-OCT-2007 06:03:50	Straylight	42.500	157	The1Eri	2.9060	9300.0	85	29590	No
55	GOM_NL__2PRFIN20071028_062316_000000392062_00478_29590_8195.N1	28-OCT-2007 06:23:16	Bright	39.000	105	6Bet Ari	2.6450	8900.0	78	29590	No
56	GOM_NL__2PRFIN20071028_062709_000000372062_00478_29590_8196.N1	28-OCT-2007 06:27:09	Bright	37.000	53	43Bet And	2.0480	3300.0	74	29590	No
57	GOM_NL__2PRFIN20071028_062951_000000392062_00478_29590_8197.N1	28-OCT-2007 06:29:51	Bright	39.000	73	57Gam1And	2.2600	13100.	78	29590	No
58	GOM_NL__2PRFIN20071028_063258_000000382062_00478_29590_8198.N1	28-OCT-2007 06:32:58	Bright	37.500	68	18Alp Cas	2.2250	4500.0	75	29590	No
59	GOM_NL__2PRFIN20071028_063412_000000362062_00478_29590_8199.N1	28-OCT-2007 06:34:12	Bright	35.500	76	27Gam Cas	2.3000	30000.	71	29590	No
60	GOM_NL__2PRFIN20071028_064214_000000362062_00478_29590_8200.N1	28-OCT-2007 06:42:14	Bright	36.000	49	1Alp UMi	1.9900	6300.0	72	29590	No
61	GOM_NL__2PRFIN20071028_065026_000000392062_00478_29590_8201.N1	28-OCT-2007 06:50:26	Bright	39.000	36	50Alp UMa	1.8000	6300.0	78	29590	No
62	GOM_NL__2PRFIN20071028_065202_000000382062_00478_29590_8202.N1	28-OCT-2007 06:52:02	Bright	37.500	82	48Bet UMa	2.3650	10600.	75	29590	No
63	GOM_NL__2PRFIN20071028_065538_000000372062_00478_29590_8203.N1	28-OCT-2007 06:55:38	Bright	36.500	174	52Psi UMa	3.0040	4400.0	73	29590	No
64	GOM_NL__2PRFIN20071028_070248_000000372062_00478_29590_8204.N1	28-OCT-2007 07:02:48	Bright	36.500	96	68Del Leo	2.5600	9300.0	73	29590	No
65	GOM_NL__2PRFIN20071028_072437_000000492062_00478_29590_8205.N1	28-OCT-2007 07:24:37	Dark	48.500	65	Lam Vel	2.2040	4400.0	97	29590	No
66	GOM_NL__2PRFIN20071028_072606_000000412062_00479_29591_8199.N1	28-OCT-2007 07:26:06	Dark	41.000	91	Kap Vel	2.4900	26000.	82	29591	No
67	GOM_NL__2PRFIN20071028_072809_000000472062_00479_29591_8200.N1	28-OCT-2007 07:28:09	Dark	46.500	34	Gam2Vel	1.7930	23000.	93	29591	No
68	GOM_NL__2PRFIN20071028_073343_000000512062_00479_29591_8201.N1	28-OCT-2007 07:33:43	Dark	50.500	2	Alp Car	-0.73600	7000.0	101	29591	No
69	GOM_NL__2PRFIN20071028_074426_000000412062_00479_29591_8202.N1	28-OCT-2007 07:44:26	Straylight	41.000	157	The1Eri	2.9060	9300.0	82	29591	No
70	GOM_NL__2PRFIN20071028_080351_000000392062_00479_29591_8203.N1	28-OCT-2007 08:03:51	Bright	38.500	105	6Bet Ari	2.6450	8900.0	77	29591	No
71	GOM_NL__2PRFIN20071028_080745_000000382062_00479_29591_8204.N1	28-OCT-2007 08:07:45	Bright	38.000	53	43Bet And	2.0480	3300.0	76	29591	No
72	GOM_NL__2PRFIN20071028_081026_000000382062_00479_29591_8205.N1	28-OCT-2007 08:10:26	Bright	38.000	73	57Gam1And	2.2600	13100.	76	29591	No
73	GOM_NL__2PRFIN20071028_081334_000000362062_00479_29591_8206.N1	28-OCT-2007 08:13:34	Bright	36.000	68	18Alp Cas	2.2250	4500.0	72	29591	No
74	GOM_NL__2PRFIN20071028_081448_000000362062_00479_29591_8207.N1	28-OCT-2007 08:14:48	Bright	36.000	76	27Gam Cas	2.3000	30000.	72	29591	No
75	GOM_NL__2PRFIN20071028_082250_000000362062_00479_29591_8208.N1	28-OCT-2007 08:22:50	Bright	36.000	49	1Alp UMi	1.9900	6300.0	72	29591	No
76	GOM_NL__2PRFIN20071028_083102_000000392062_00479_29591_8209.N1	28-OCT-2007 08:31:02	Bright	38.500	36	50Alp UMa	1.8000	6300.0	77	29591	No
77	GOM_NL__2PRFIN20071028_083238_000000372062_00479_29591_8210.N1	28-OCT-2007 08:32:38	Bright	37.000	82	48Bet UMa	2.3650	10600.	74	29591	No
78	GOM_NL__2PRFIN20071028_083614_000000372062_00479_29591_8211.N1	28-OCT-2007 08:36:14	Bright	37.000	174	52Psi UMa	3.0040	4400.0	74	29591	No
79	GOM_NL__2PRFIN20071028_084325_000000362062_00479_29591_8212.N1	28-OCT-2007 08:43:25	Bright	36.000	96	68Del Leo	2.5600	9300.0	72	29591	No
80	GOM_NL__2PRFIN20071028_090514_000000482062_00479_29591_8213.N1	28-OCT-2007 09:05:14	Dark	47.500	65	Lam Vel	2.2040	4400.0	95	29591	No
81	GOM_NL__2PRFIN20071028_090642_000000382062_00480_29592_8245.N1	28-OCT-2007 09:06:42	Dark	38.000	91	Kap Vel	2.4900	26000.	76	29592	No
82	GOM_NL__2PRFIN20071028_090846_000000452062_00480_29592_8246.N1	28-OCT-2007 09:08:46	Dark	44.500	34	Gam2Vel	1.7930	23000.	89	29592	No
83	GOM_NL__2PRFIN20071028_091420_000000492062_00480_29592_8247.N1	28-OCT-2007 09:14:20	Dark	48.500	2	Alp Car	-0.73600	7000.0	97	29592	No
84	GOM_NL__2PRFIN20071028_092502_000000382062_00480_29592_8248.N1	28-OCT-2007 09:25:02	Straylight	38.000	157	The1Eri	2.9060	9300.0	76	29592	No
85	GOM_NL__2PRFIN20071028_094427_000000402062_00480_29592_8249.N1	28-OCT-2007 09:44:27	Bright	40.000	105	6Bet Ari	2.6450	8900.0	80	29592	No
86	GOM_NL__2PRFIN20071028_094820_000000362062_00480_29592_8250.N1	28-OCT-2007 09:48:20	Bright	36.000	53	43Bet And	2.0480	3300.0	72	29592	No
87	GOM_NL__2PRFIN20071028_095102_000000412062_00480_29592_8251.N1	28-OCT-2007 09:51:02	Bright	41.000	73	57Gam1And	2.2600	13100.	82	29592	No
88	GOM_NL__2PRFIN20071028_095410_000000352062_00480_29592_8252.N1	28-OCT-2007 09:54:10	Bright	34.500	68	18Alp Cas	2.2250	4500.0	69	29592	No
89	GOM_NL__2PRFIN20071028_095524_000000362062_00480_29592_8253.N1	28-OCT-2007 09:55:24	Bright	35.500	76	27Gam Cas	2.3000	30000.	71	29592	No
90	GOM_NL__2PRFIN20071028_100326_000000362062_00480_29592_8254.N1	28-OCT-2007 10:03:26	Bright	35.500	49	1Alp UMi	1.9900	6300.0	71	29592	No
91	GOM_NL__2PRFIN20071028_101138_000000382062_00480_29592_8255.N1	28-OCT-2007 10:11:38	Bright	38.000	36	50Alp UMa	1.8000	6300.0	76	29592	No
92	GOM_NL__2PRFIN20071028_101314_000000362062_00480_29592_8256.N1	28-OCT-2007 10:13:14	Bright	36.000	82	48Bet UMa	2.3650	10600.	72	29592	No
93	GOM_NL__2PRFIN20071028_101650_000000362062_00480_29592_8257.N1	28-OCT-2007 10:16:50	Bright	36.000	174	52Psi UMa	3.0040	4400.0	72	29592	No
94	GOM_NL__2PRFIN20071028_102401_000000362062_00480_29592_8258.N1	28-OCT-2007 10:24:01	Bright	35.500	96	68Del Leo	2.5600	9300.0	71	29592	No
95	GOM_NL__2PRFIN20071028_104550_000000502062_00480_29592_8259.N1	28-OCT-2007 10:45:50	Dark	50.000	65	Lam Vel	2.2040	4400.0	100	29592	No
96	GOM_NL__2PRFIN20071028_104718_000000392062_00481_29593_8261.N1	28-OCT-2007 10:47:18	Dark	38.500	91	Kap Vel	2.4900	26000.	77	29593	No
97	GOM_NL__2PRFIN20071028_104923_000000472062_00481_29593_8262.N1	28-OCT-2007 10:49:23	Dark	46.500	34	Gam2Vel	1.7930	23000.	93	29593	No
98	GOM_NL__2PRFIN20071028_105457_000000492062_00481_29593_8263.N1	28-OCT-2007 10:54:57	Dark	49.000	2	Alp Car	-0.73600	7000.0	98	29593	No
99	GOM_NL__2PRFIN20071028_110539_000000412062_00481_29593_8264.N1	28-OCT-2007 11:05:39	Straylight	40.500	157	The1Eri	2.9060	9300.0	81	29593	No
100	GOM_NL__2PRFIN20071028_112503_000000392062_00481_29593_8265.N1	28-OCT-2007 11:25:03	Bright	39.000	105	6Bet Ari	2.6450	8900.0	78	29593	No
101	GOM_NL__2PRFIN20071028_112856_000000382062_00481_29593_8266.N1	28-OCT-2007 11:28:56	Bright	38.000	53	43Bet And	2.0480	3300.0	76	29593	No

102	GOM_NL__2PRFIN20071028_113137_000000402062_00481_29593_8267.N1	28-OCT-2007 11:31:37	Bright	40.000	73	57Gam1And	2.2600	13100.	80	29593	No
103	GOM_NL__2PRFIN20071028_113446_000000382062_00481_29593_8268.N1	28-OCT-2007 11:34:46	Bright	37.500	68	18Alp Cas	2.2250	4500.0	75	29593	No
104	GOM_NL__2PRFIN20071028_113600_000000362062_00481_29593_8269.N1	28-OCT-2007 11:36:00	Bright	35.500	76	27Gam Cas	2.3000	30000.	71	29593	No
105	GOM_NL__2PRFIN20071028_114402_000000362062_00481_29593_8270.N1	28-OCT-2007 11:44:02	Bright	35.500	49	1Alp UMi	1.9900	6300.0	71	29593	No
106	GOM_NL__2PRFIN20071028_115214_000000392062_00481_29593_8271.N1	28-OCT-2007 11:52:14	Bright	39.000	36	50Alp UMa	1.8000	6300.0	78	29593	No
107	GOM_NL__2PRFIN20071028_115350_000000382062_00481_29593_8272.N1	28-OCT-2007 11:53:50	Bright	38.000	82	48Bet UMa	2.3650	10600.	76	29593	No
108	GOM_NL__2PRFIN20071028_115726_000000552062_00481_29593_8273.N1	28-OCT-2007 11:57:26	Bright	55.000	174	52Psi UMa	3.0040	4400.0	110	29593	No
109	GOM_NL__2PRFIN20071028_120437_000000372062_00481_29593_8274.N1	28-OCT-2007 12:04:37	Bright	36.500	96	68Del Leo	2.5600	9300.0	73	29593	No
110	GOM_NL__2PRFIN20071028_122627_000000552062_00481_29593_8275.N1	28-OCT-2007 12:26:27	Dark	55.000	65	Lam Vel	2.2040	4400.0	110	29593	No
111	GOM_NL__2PRFIN20071028_122755_000000382062_00482_29594_8286.N1	28-OCT-2007 12:27:55	Dark	38.000	91	Kap Vel	2.4900	26000.	76	29594	No
112	GOM_NL__2PRFIN20071028_122959_000000452062_00482_29594_8287.N1	28-OCT-2007 12:29:59	Dark	45.000	34	Gam2Vel	1.7930	23000.	90	29594	No
113	GOM_NL__2PRFIN20071028_123533_000000502062_00482_29594_8288.N1	28-OCT-2007 12:35:33	Dark	50.000	2	Alp Car	-0.73600	7000.0	100	29594	No
114	GOM_NL__2PRFIN20071028_124615_000000402062_00482_29594_8289.N1	28-OCT-2007 12:46:15	Straylight	39.500	157	The1Eri	2.9060	9300.0	79	29594	No
115	GOM_NL__2PRFIN20071028_130538_000000402062_00482_29594_8290.N1	28-OCT-2007 13:05:38	Bright	39.500	105	6Bet Ari	2.6450	8900.0	79	29594	No
116	GOM_NL__2PRFIN20071028_130932_000000362062_00482_29594_8291.N1	28-OCT-2007 13:09:32	Bright	36.000	53	43Bet And	2.0480	3300.0	72	29594	No
117	GOM_NL__2PRFIN20071028_131213_000000412062_00482_29594_8292.N1	28-OCT-2007 13:12:13	Bright	41.000	73	57Gam1And	2.2600	13100.	82	29594	No
118	GOM_NL__2PRFIN20071028_131521_000000362062_00482_29594_8293.N1	28-OCT-2007 13:15:21	Bright	36.000	68	18Alp Cas	2.2250	4500.0	72	29594	No
119	GOM_NL__2PRFIN20071028_131636_000000372062_00482_29594_8294.N1	28-OCT-2007 13:16:36	Bright	36.500	76	27Gam Cas	2.3000	30000.	73	29594	No
120	GOM_NL__2PRFIN20071028_132438_000000362062_00482_29594_8295.N1	28-OCT-2007 13:24:38	Bright	35.500	49	1Alp UMi	1.9900	6300.0	71	29594	No
121	GOM_NL__2PRFIN20071028_133250_000000392062_00482_29594_8296.N1	28-OCT-2007 13:32:50	Bright	39.000	36	50Alp UMa	1.8000	6300.0	78	29594	No
122	GOM_NL__2PRFIN20071028_133426_000000372062_00482_29594_8297.N1	28-OCT-2007 13:34:26	Bright	37.000	82	48Bet UMa	2.3650	10600.	74	29594	No
123	GOM_NL__2PRFIN20071028_133802_000000382062_00482_29594_8298.N1	28-OCT-2007 13:38:02	Bright	38.000	174	52Psi UMa	3.0040	4400.0	76	29594	No
124	GOM_NL__2PRFIN20071028_134513_000000362062_00482_29594_8299.N1	28-OCT-2007 13:45:13	Bright	35.500	96	68Del Leo	2.5600	9300.0	71	29594	No
125	GOM_NL__2PRFIN20071028_140704_000000562062_00482_29594_8300.N1	28-OCT-2007 14:07:04	Dark	56.000	65	Lam Vel	2.2040	4400.0	112	29594	No
126	GOM_NL__2PRFIN20071028_140831_000000392062_00483_29595_8308.N1	28-OCT-2007 14:08:31	Dark	38.500	91	Kap Vel	2.4900	26000.	77	29595	No
127	GOM_NL__2PRFIN20071028_141036_000000452062_00483_29595_8309.N1	28-OCT-2007 14:10:36	Dark	45.000	34	Gam2Vel	1.7930	23000.	90	29595	No
128	GOM_NL__2PRFIN20071028_141610_000000492062_00483_29595_8310.N1	28-OCT-2007 14:16:10	Dark	49.000	2	Alp Car	-0.73600	7000.0	98	29595	No
129	GOM_NL__2PRFIN20071028_142651_000000412062_00483_29595_8311.N1	28-OCT-2007 14:26:51	Straylight	40.500	157	The1Eri	2.9060	9300.0	81	29595	No
130	GOM_NL__2PRFIN20071028_144614_000000412062_00483_29595_8312.N1	28-OCT-2007 14:46:14	Bright	40.500	105	6Bet Ari	2.6450	8900.0	81	29595	No
131	GOM_NL__2PRFIN20071028_145008_000000372062_00483_29595_8313.N1	28-OCT-2007 14:50:08	Bright	37.000	53	43Bet And	2.0480	3300.0	74	29595	No
132	GOM_NL__2PRFIN20071028_145248_000000422062_00483_29595_8314.N1	28-OCT-2007 14:52:48	Bright	41.500	73	57Gam1And	2.2600	13100.	83	29595	No
133	GOM_NL__2PRFIN20071028_145557_000000352062_00483_29595_8315.N1	28-OCT-2007 14:55:57	Bright	35.000	68	18Alp Cas	2.2250	4500.0	70	29595	No
134	GOM_NL__2PRFIN20071028_145712_000000362062_00483_29595_8316.N1	28-OCT-2007 14:57:12	Bright	36.000	76	27Gam Cas	2.3000	30000.	72	29595	No
135	GOM_NL__2PRFIN20071028_150514_000000342062_00483_29595_8317.N1	28-OCT-2007 15:05:14	Bright	34.000	49	1Alp UMi	1.9900	6300.0	68	29595	No
136	GOM_NL__2PRFIN20071028_151326_000000372062_00483_29595_8318.N1	28-OCT-2007 15:13:26	Bright	37.000	36	50Alp UMa	1.8000	6300.0	74	29595	No
137	GOM_NL__2PRFIN20071028_151502_000000382062_00483_29595_8319.N1	28-OCT-2007 15:15:02	Bright	37.500	82	48Bet UMa	2.3650	10600.	75	29595	No
138	GOM_NL__2PRFIN20071028_151838_000000392062_00483_29595_8320.N1	28-OCT-2007 15:18:38	Bright	38.500	174	52Psi UMa	3.0040	4400.0	77	29595	No
139	GOM_NL__2PRFIN20071028_152549_000000552062_00483_29595_8321.N1	28-OCT-2007 15:25:49	Bright	55.000	96	68Del Leo	2.5600	9300.0	110	29595	No
140	GOM_NL__2PRFIN20071028_154740_000000522062_00483_29595_8322.N1	28-OCT-2007 15:47:40	Dark	51.500	65	Lam Vel	2.2040	4400.0	103	29595	No
141	GOM_NL__2PRFIN20071028_154908_000000382062_00484_29596_8321.N1	28-OCT-2007 15:49:08	Dark	38.000	91	Kap Vel	2.4900	26000.	76	29596	No
142	GOM_NL__2PRFIN20071028_155113_000000472062_00484_29596_8322.N1	28-OCT-2007 15:51:13	Dark	47.000	34	Gam2Vel	1.7930	23000.	94	29596	No
143	GOM_NL__2PRFIN20071028_155647_000000472062_00484_29596_8323.N1	28-OCT-2007 15:56:47	Dark	46.500	2	Alp Car	-0.73600	7000.0	93	29596	No
144	GOM_NL__2PRFIN20071028_160727_000000412062_00484_29596_8324.N1	28-OCT-2007 16:07:27	Straylight	40.500	157	The1Eri	2.9060	9300.0	81	29596	No
145	GOM_NL__2PRFIN20071028_162650_000000412062_00484_29596_8325.N1	28-OCT-2007 16:26:50	Bright	41.000	105	6Bet Ari	2.6450	8900.0	82	29596	No
146	GOM_NL__2PRFIN20071028_163044_000000372062_00484_29596_8326.N1	28-OCT-2007 16:30:44	Bright	36.500	53	43Bet And	2.0480	3300.0	73	29596	No
147	GOM_NL__2PRFIN20071028_163324_000000412062_00484_29596_8327.N1	28-OCT-2007 16:33:24	Bright	41.000	73	57Gam1And	2.2600	13100.	82	29596	No
148	GOM_NL__2PRFIN20071028_163633_000000372062_00484_29596_8328.N1	28-OCT-2007 16:36:33	Bright	36.500	68	18Alp Cas	2.2250	4500.0	73	29596	No
149	GOM_NL__2PRFIN20071028_163747_000000352062_00484_29596_8329.N1	28-OCT-2007 16:37:47	Bright	35.000	76	27Gam Cas	2.3000	30000.	70	29596	No
150	GOM_NL__2PRFIN20071028_164550_000000372062_00484_29596_8330.N1	28-OCT-2007 16:45:50	Bright	36.500	49	1Alp UMi	1.9900	6300.0	73	29596	No
151	GOM_NL__2PRFIN20071028_165402_000000362062_00484_29596_8331.N1	28-OCT-2007 16:54:02	Bright	35.500	36	50Alp UMa	1.8000	6300.0	71	29596	No
152	GOM_NL__2PRFIN20071028_165538_000000552062_00484_29596_8332.N1	28-OCT-2007 16:55:38	Bright	55.000	82	48Bet UMa	2.3650	10600.	110	29596	No
153	GOM_NL__2PRFIN20071028_165914_000000552062_00484_29596_8333.N1	28-OCT-2007 16:59:14	Bright	55.000	174	52Psi UMa	3.0040	4400.0	110	29596	No
154	GOM_NL__2PRFIN20071028_170625_000000362062_00484_29596_8334.N1	28-OCT-2007 17:06:25	Bright	36.000	96	68Del Leo	2.5600	9300.0	72	29596	No
155	GOM_NL__2PRFIN20071028_172817_000000572062_00484_29596_8335.N1	28-OCT-2007 17:28:17	Dark	56.500	65	Lam Vel	2.2040	4400.0	113	29596	No
156	GOM_NL__2PRFIN20071028_172944_000000392062_00485_29597_8331.N1	28-OCT-2007 17:29:44	Dark	38.500	91	Kap Vel	2.4900	26000.	77	29597	No
157	GOM_NL__2PRFIN20071028_173150_000000452062_00485_29597_8332.N1	28-OCT-2007 17:31:50	Dark	45.000	34	Gam2Vel	1.7930	23000.	90	29597	No
158	GOM_NL__2PRFIN20071028_173724_000000482062_00485_29597_8333.N1	28-OCT-2007 17:37:24	Dark	47.500	2	Alp Car	-0.73600	7000.0	95	29597	No
159	GOM_NL__2PRFIN20071028_174804_000000432062_00485_29597_8334.N1	28-OCT-2007 17:48:04	Straylight	42.500	157	The1Eri	2.9060	9300.0	85	29597	No
160	GOM_NL__2PRFIN20071028_180725_000000412062_00485_29597_8335.N1	28-OCT-2007 18:07:25	Bright	41.000	105	6Bet Ari	2.6450	8900.0	82	29597	No

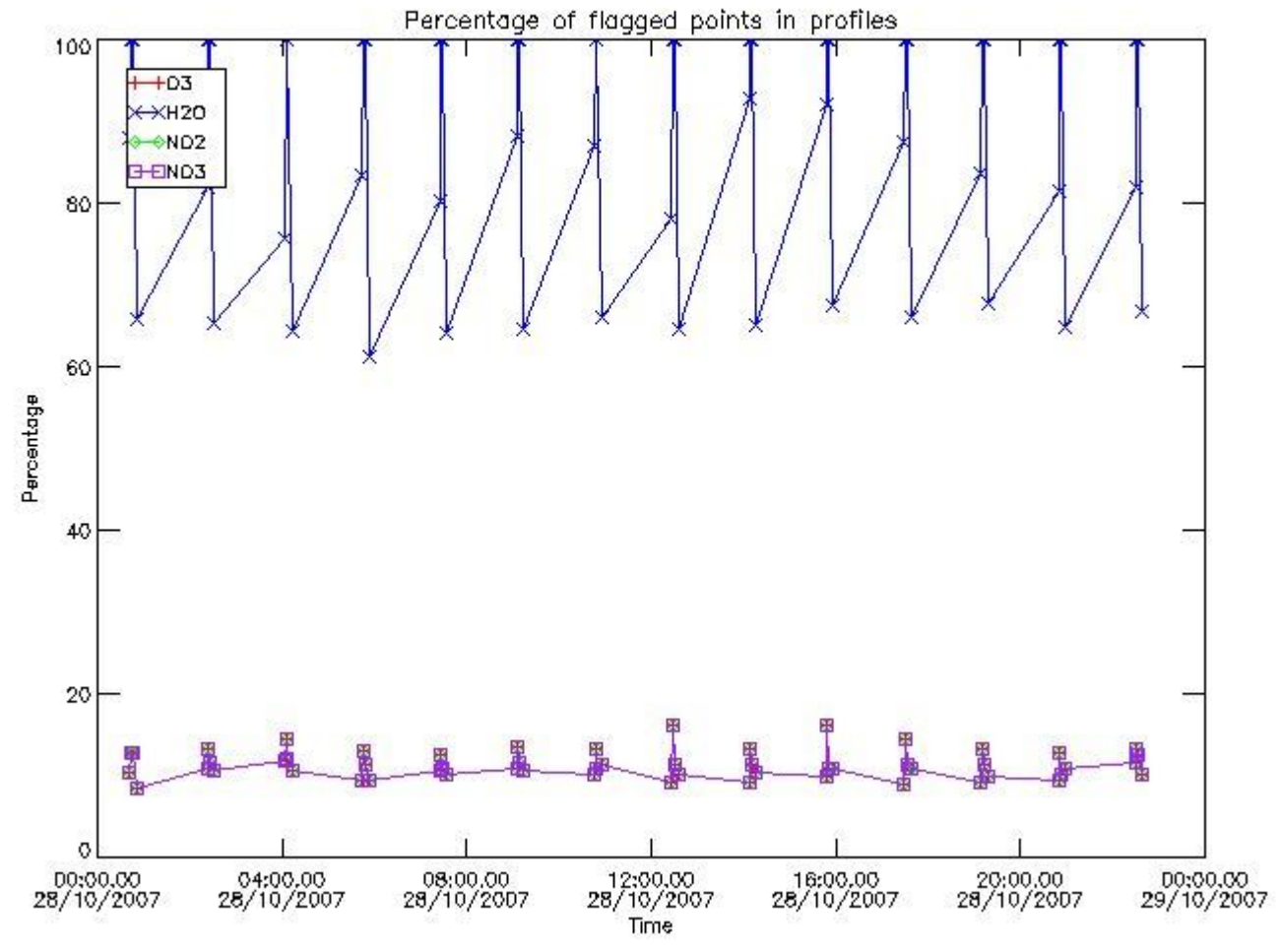
161	GOM_NL__2PRFIN20071028_181119_000000362062_00485_29597_8336.N1	28-OCT-2007 18:11:19	Bright	36.000	53	43Bet And	2.0480	3300.0	72	29597	No
162	GOM_NL__2PRFIN20071028_181400_000000402062_00485_29597_8337.N1	28-OCT-2007 18:14:00	Bright	39.500	73	57Gam1And	2.2600	13100.	79	29597	No
163	GOM_NL__2PRFIN20071028_181709_000000382062_00485_29597_8338.N1	28-OCT-2007 18:17:09	Bright	37.500	68	18Alp Cas	2.2250	4500.0	75	29597	No
164	GOM_NL__2PRFIN20071028_181823_000000372062_00485_29597_8339.N1	28-OCT-2007 18:18:23	Bright	37.000	76	27Gam Cas	2.3000	30000.	74	29597	No
165	GOM_NL__2PRFIN20071028_182626_000000362062_00485_29597_8340.N1	28-OCT-2007 18:26:26	Bright	36.000	49	1Alp UMi	1.9900	6300.0	72	29597	No
166	GOM_NL__2PRFIN20071028_183437_000000352062_00485_29597_8341.N1	28-OCT-2007 18:34:37	Bright	35.000	36	50Alp UMa	1.8000	6300.0	70	29597	No
167	GOM_NL__2PRFIN20071028_183613_000000362062_00485_29597_8342.N1	28-OCT-2007 18:36:13	Bright	36.000	82	48Bet UMa	2.3650	10600.	72	29597	No
168	GOM_NL__2PRFIN20071028_183950_000000382062_00485_29597_8343.N1	28-OCT-2007 18:39:50	Bright	37.500	174	52Psi UMa	3.0040	4400.0	75	29597	No
169	GOM_NL__2PRFIN20071028_184702_000000372062_00485_29597_8344.N1	28-OCT-2007 18:47:02	Bright	36.500	96	68Del Leo	2.5600	9300.0	73	29597	No
170	GOM_NL__2PRFIN20071028_190854_000000552062_00485_29597_8345.N1	28-OCT-2007 19:08:54	Dark	55.000	65	Lam Vel	2.2040	4400.0	110	29597	No
171	GOM_NL__2PRFIN20071028_191021_000000392062_00486_29598_8349.N1	28-OCT-2007 19:10:21	Dark	38.500	91	Kap Vel	2.4900	26000.	77	29598	No
172	GOM_NL__2PRFIN20071028_191227_000000452062_00486_29598_8350.N1	28-OCT-2007 19:12:27	Dark	45.000	34	Gam2Vel	1.7930	23000.	90	29598	No
173	GOM_NL__2PRFIN20071028_191800_000000512062_00486_29598_8351.N1	28-OCT-2007 19:18:00	Dark	51.000	2	Alp Car	-0.73600	7000.0	102	29598	No
174	GOM_NL__2PRFIN20071028_192840_000000422062_00486_29598_8352.N1	28-OCT-2007 19:28:40	Straylight	41.500	157	The1Eri	2.9060	9300.0	83	29598	No
175	GOM_NL__2PRFIN20071028_194801_000000402062_00486_29598_8353.N1	28-OCT-2007 19:48:01	Bright	39.500	105	6Bet Ari	2.6450	8900.0	79	29598	No
176	GOM_NL__2PRFIN20071028_195155_000000382062_00486_29598_8354.N1	28-OCT-2007 19:51:55	Bright	38.000	53	43Bet And	2.0480	3300.0	76	29598	No
177	GOM_NL__2PRFIN20071028_195435_000000402062_00486_29598_8355.N1	28-OCT-2007 19:54:35	Bright	39.500	73	57Gam1And	2.2600	13100.	79	29598	No
178	GOM_NL__2PRFIN20071028_195745_000000372062_00486_29598_8356.N1	28-OCT-2007 19:57:45	Bright	37.000	68	18Alp Cas	2.2250	4500.0	74	29598	No
179	GOM_NL__2PRFIN20071028_195859_000000362062_00486_29598_8357.N1	28-OCT-2007 19:58:59	Bright	36.000	76	27Gam Cas	2.3000	30000.	72	29598	No
180	GOM_NL__2PRFIN20071028_200701_000000372062_00486_29598_8358.N1	28-OCT-2007 20:07:01	Bright	37.000	49	1Alp UMi	1.9900	6300.0	74	29598	No
181	GOM_NL__2PRFIN20071028_201513_000000402062_00486_29598_8359.N1	28-OCT-2007 20:15:13	Bright	39.500	36	50Alp UMa	1.8000	6300.0	79	29598	No
182	GOM_NL__2PRFIN20071028_201649_000000382062_00486_29598_8360.N1	28-OCT-2007 20:16:49	Bright	37.500	82	48Bet UMa	2.3650	10600.	75	29598	No
183	GOM_NL__2PRFIN20071028_202026_000000412062_00486_29598_8361.N1	28-OCT-2007 20:20:26	Bright	40.500	174	52Psi UMa	3.0040	4400.0	81	29598	No
184	GOM_NL__2PRFIN20071028_202737_000000362062_00486_29598_8362.N1	28-OCT-2007 20:27:37	Bright	36.000	96	68Del Leo	2.5600	9300.0	72	29598	No
185	GOM_NL__2PRFIN20071028_204931_000000542062_00486_29598_8363.N1	28-OCT-2007 20:49:31	Dark	54.000	65	Lam Vel	2.2040	4400.0	108	29598	No
186	GOM_NL__2PRFIN20071028_205057_000000402062_00487_29599_8360.N1	28-OCT-2007 20:50:57	Dark	40.000	91	Kap Vel	2.4900	26000.	80	29599	No
187	GOM_NL__2PRFIN20071028_205304_000000502062_00487_29599_8361.N1	28-OCT-2007 20:53:04	Dark	50.000	34	Gam2Vel	1.7930	23000.	100	29599	No
188	GOM_NL__2PRFIN20071028_205837_000000472062_00487_29599_8362.N1	28-OCT-2007 20:58:37	Dark	47.000	2	Alp Car	-0.73600	7000.0	94	29599	No
189	GOM_NL__2PRFIN20071028_210916_000000442062_00487_29599_8363.N1	28-OCT-2007 21:09:16	Straylight	43.500	157	The1Eri	2.9060	9300.0	87	29599	No
190	GOM_NL__2PRFIN20071028_212837_000000402062_00487_29599_8364.N1	28-OCT-2007 21:28:37	Bright	39.500	105	6Bet Ari	2.6450	8900.0	79	29599	No
191	GOM_NL__2PRFIN20071028_213231_000000392062_00487_29599_8365.N1	28-OCT-2007 21:32:31	Bright	38.500	53	43Bet And	2.0480	3300.0	77	29599	No
192	GOM_NL__2PRFIN20071028_213511_000000392062_00487_29599_8366.N1	28-OCT-2007 21:35:11	Bright	38.500	73	57Gam1And	2.2600	13100.	77	29599	No
193	GOM_NL__2PRFIN20071028_213821_000000362062_00487_29599_8367.N1	28-OCT-2007 21:38:21	Bright	35.500	68	18Alp Cas	2.2250	4500.0	71	29599	No
194	GOM_NL__2PRFIN20071028_213935_000000362062_00487_29599_8368.N1	28-OCT-2007 21:39:35	Bright	35.500	76	27Gam Cas	2.3000	30000.	71	29599	No
195	GOM_NL__2PRFIN20071028_214737_000000372062_00487_29599_8369.N1	28-OCT-2007 21:47:37	Bright	36.500	49	1Alp UMi	1.9900	6300.0	73	29599	No
196	GOM_NL__2PRFIN20071028_215549_000000402062_00487_29599_8370.N1	28-OCT-2007 21:55:49	Bright	39.500	36	50Alp UMa	1.8000	6300.0	79	29599	No
197	GOM_NL__2PRFIN20071028_215725_000000382062_00487_29599_8371.N1	28-OCT-2007 21:57:25	Bright	37.500	82	48Bet UMa	2.3650	10600.	75	29599	No
198	GOM_NL__2PRFIN20071028_220102_000000352062_00487_29599_8372.N1	28-OCT-2007 22:01:02	Bright	35.000	174	52Psi UMa	3.0040	4400.0	70	29599	No
199	GOM_NL__2PRFIN20071028_220814_000000552062_00487_29599_8373.N1	28-OCT-2007 22:08:14	Bright	54.500	96	68Del Leo	2.5600	9300.0	109	29599	No
200	GOM_NL__2PRFIN20071028_223007_000000452062_00487_29599_8374.N1	28-OCT-2007 22:30:07	Dark	44.500	65	Lam Vel	2.2040	4400.0	89	29599	No
201	GOM_NL__2PRFIN20071028_223134_000000392062_00488_29600_8363.N1	28-OCT-2007 22:31:34	Dark	38.500	91	Kap Vel	2.4900	26000.	77	29600	No
202	GOM_NL__2PRFIN20071028_223340_000000452062_00488_29600_8364.N1	28-OCT-2007 22:33:40	Dark	44.500	34	Gam2Vel	1.7930	23000.	89	29600	No
203	GOM_NL__2PRFIN20071028_223914_000000502062_00488_29600_8365.N1	28-OCT-2007 22:39:14	Dark	50.000	2	Alp Car	-0.73600	7000.0	100	29600	No
204	GOM_NL__2PRFIN20071028_224953_000000402062_00488_29600_8366.N1	28-OCT-2007 22:49:53	Straylight	40.000	157	The1Eri	2.9060	9300.0	80	29600	No
205	GOM_NL__2PRFIN20071028_230912_000000392062_00488_29600_8367.N1	28-OCT-2007 23:09:12	Bright	38.500	105	6Bet Ari	2.6450	8900.0	77	29600	No
206	GOM_NL__2PRFIN20071028_231307_000000392062_00488_29600_8368.N1	28-OCT-2007 23:13:07	Bright	38.500	53	43Bet And	2.0480	3300.0	77	29600	No
207	GOM_NL__2PRFIN20071028_231546_000000412062_00488_29600_8369.N1	28-OCT-2007 23:15:46	Bright	41.000	73	57Gam1And	2.2600	13100.	82	29600	No
208	GOM_NL__2PRFIN20071028_231857_000000362062_00488_29600_8370.N1	28-OCT-2007 23:18:57	Bright	36.000	68	18Alp Cas	2.2250	4500.0	72	29600	No
209	GOM_NL__2PRFIN20071028_232011_000000362062_00488_29600_8371.N1	28-OCT-2007 23:20:11	Bright	35.500	76	27Gam Cas	2.3000	30000.	71	29600	No
210	GOM_NL__2PRFIN20071028_232813_000000342062_00488_29600_8372.N1	28-OCT-2007 23:28:13	Bright	34.000	49	1Alp UMi	1.9900	6300.0	68	29600	No
211	GOM_NL__2PRFIN20071028_233625_000000392062_00488_29600_8373.N1	28-OCT-2007 23:36:25	Bright	39.000	36	50Alp UMa	1.8000	6300.0	78	29600	No
212	GOM_NL__2PRFIN20071028_233801_000000552062_00488_29600_8374.N1	28-OCT-2007 23:38:01	Bright	55.000	82	48Bet UMa	2.3650	10600.	110	29600	No
213	GOM_NL__2PRFIN20071028_234138_000000382062_00488_29600_8375.N1	28-OCT-2007 23:41:38	Bright	37.500	174	52Psi UMa	3.0040	4400.0	75	29600	No
214	GOM_NL__2PRFIN20071028_234850_000000442062_00488_29600_8376.N1	28-OCT-2007 23:48:50	Bright	44.000	96	68Del Leo	2.5600	9300.0	88	29600	No

3. Quality information per product

In this section it is plotted some information contained in the Quality Summary data set of

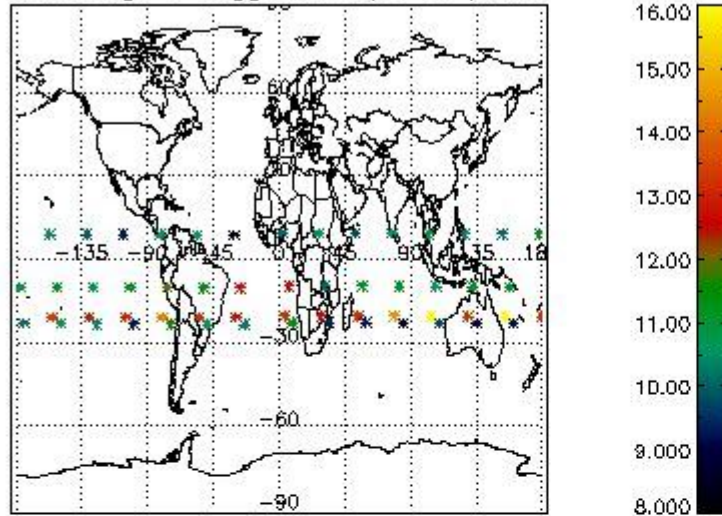
the level 2 products. Only products in dark limb conditions and without errors (error flag in the MPH set to "0") are used.

3.1 Plot quality information per product (time dependant)

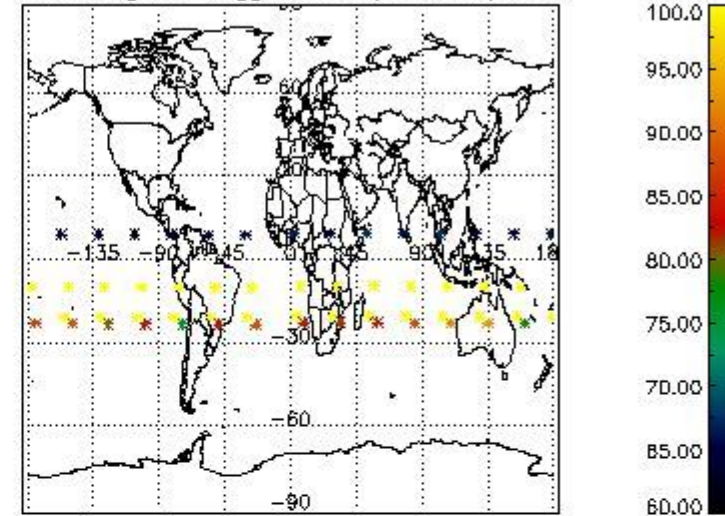


3.2 Plot quality information per product (world map)

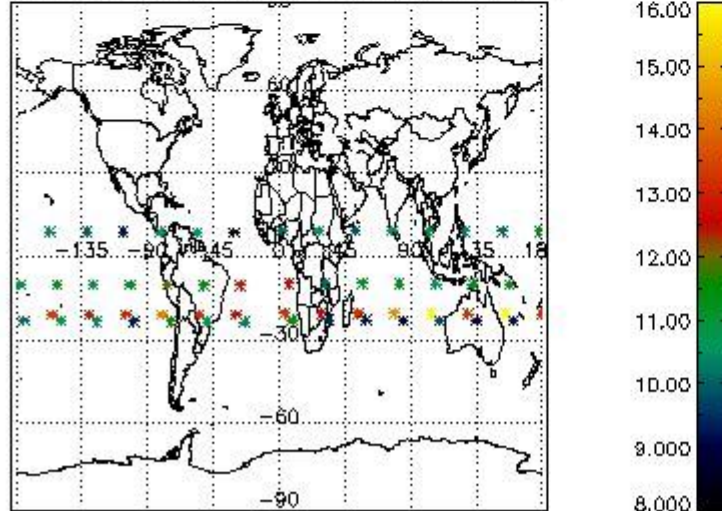
Percentage of flagged data per O3 profile



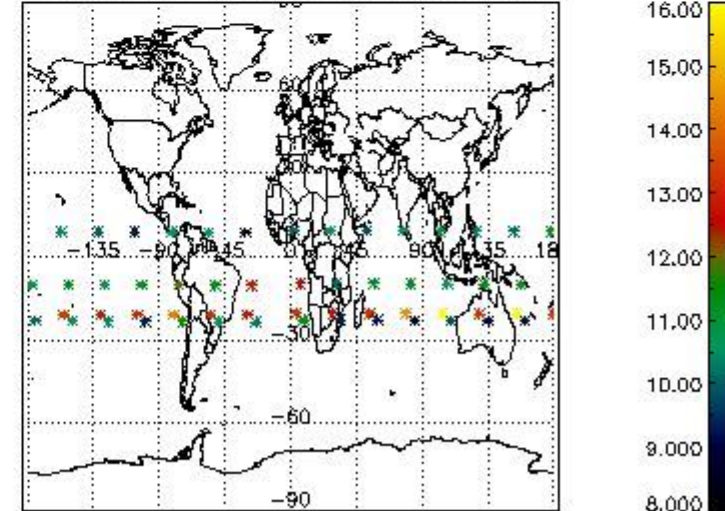
Percentage of flagged data per H2O profile



Percentage of flagged data per NO2 profile



Percentage of flagged data per NO3 profile

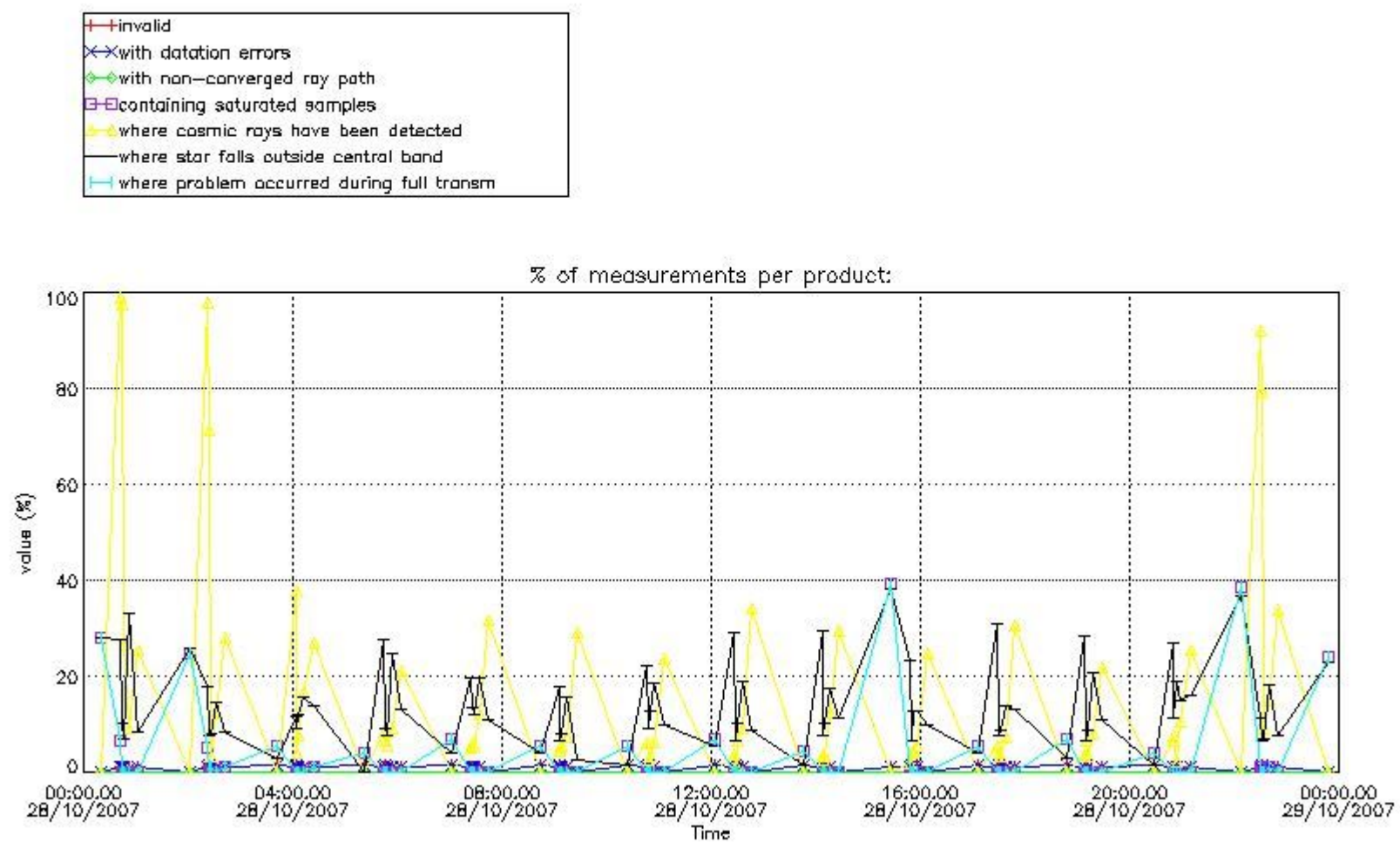


4. Level 1 quality information per product

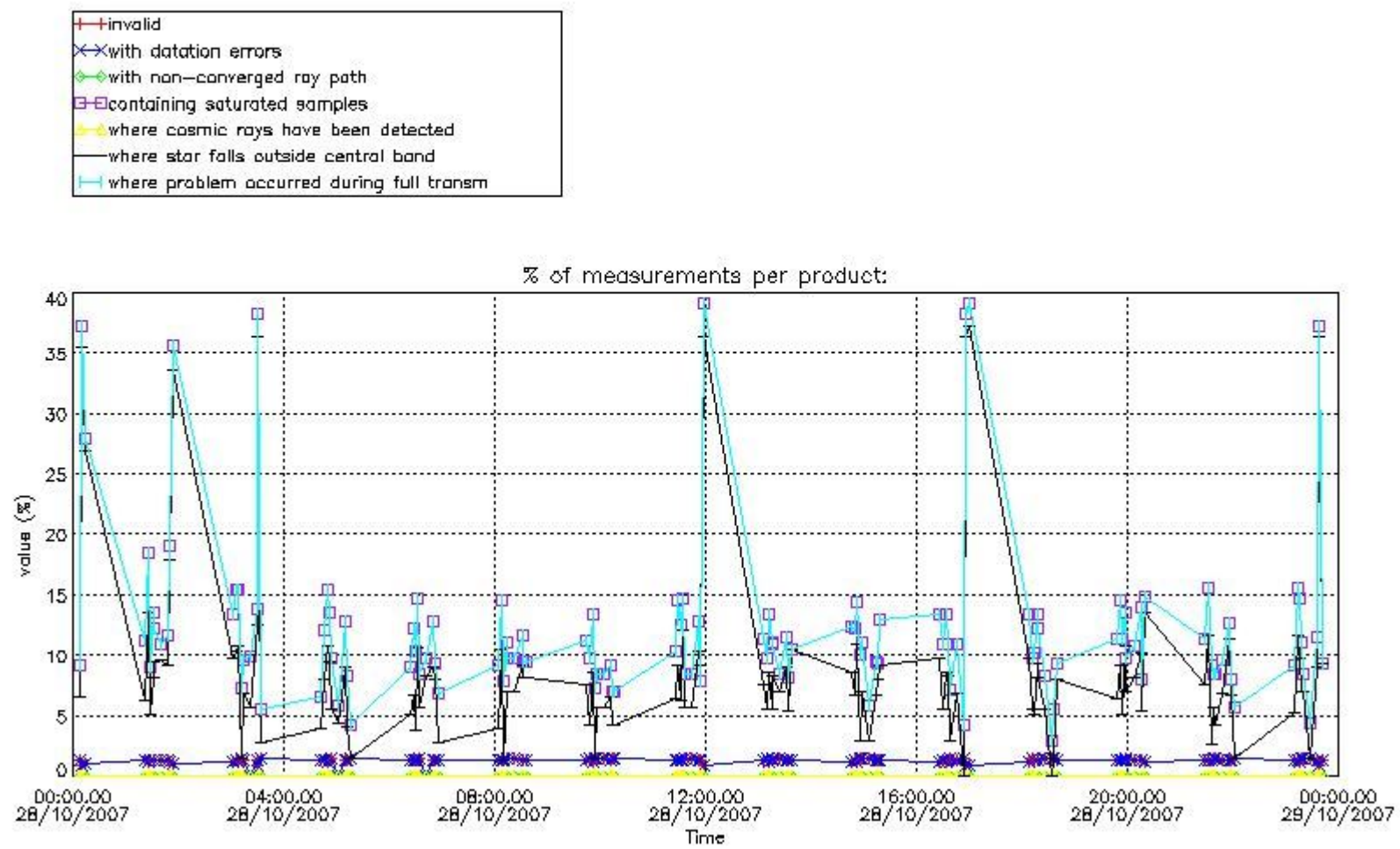
In this section it is plotted some information contained in the Quality Summary data set of the level 2 products that comes from the level 1b processing. Products without errors (error flag in the MPH set to "0") are used.

4.1 Plot quality information per product (time dependant) coming from level 1b processing

4.1.1 Plot level 1 quality information per product (time dependant): ENVISAT ASCENDING passes



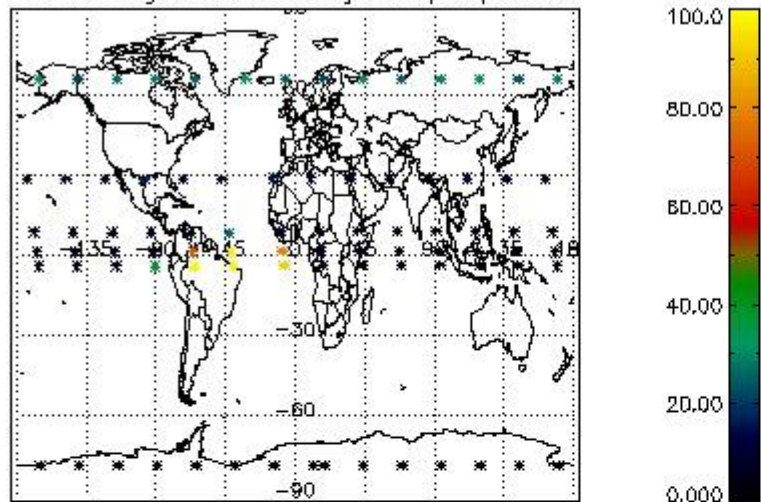
4.1.2 Plot level 1 quality information per product (time dependant): ENVI SAT DESCENDING passes



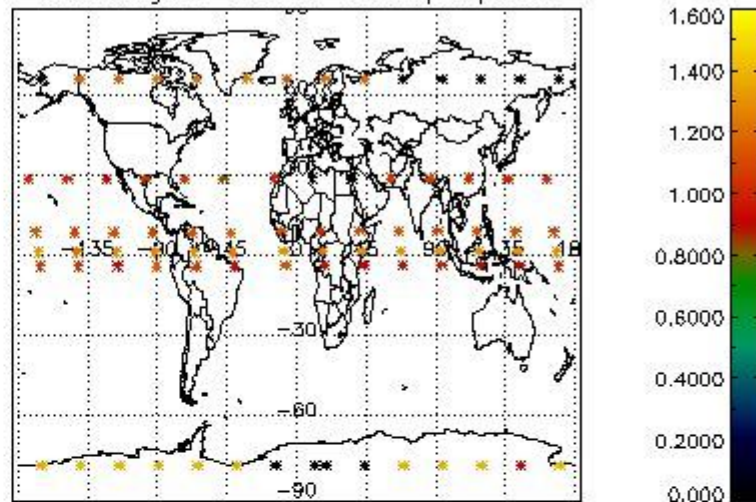
4.2 Plot quality information per product coming from level 1b processing (world map)

4.2.1 Plot level 1 quality information per product (world map): ENVISAT ASCENDING passes

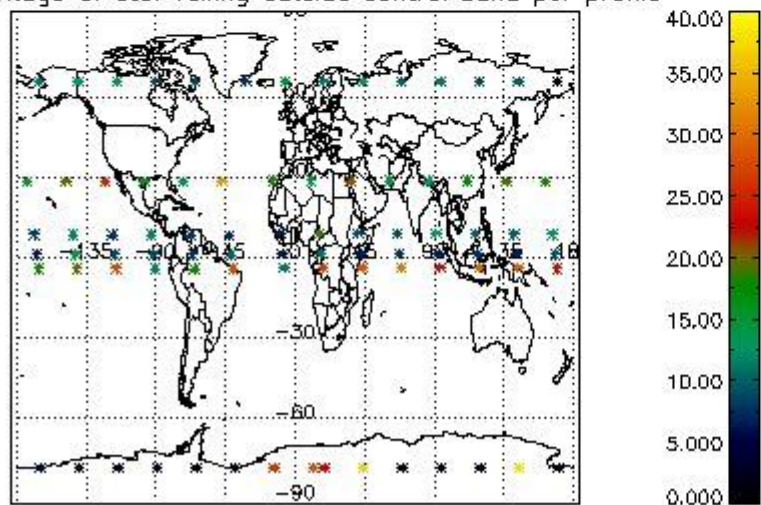
Percentage of cosmic ray hits per profile



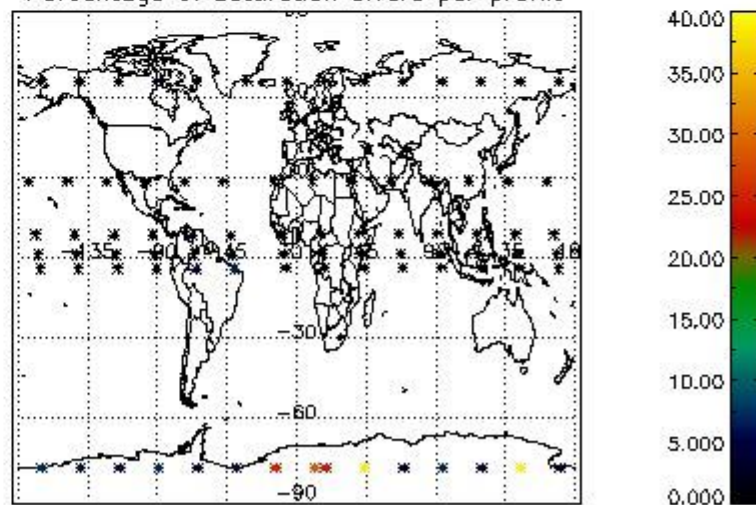
Percentage of datation errors per profile



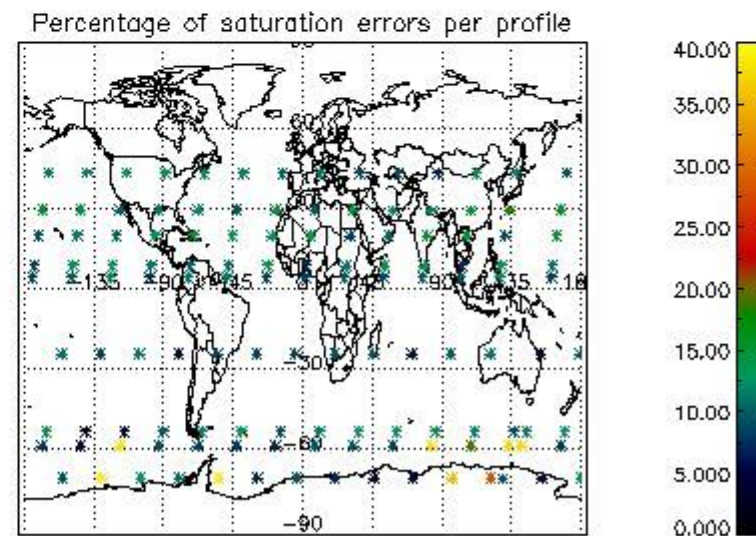
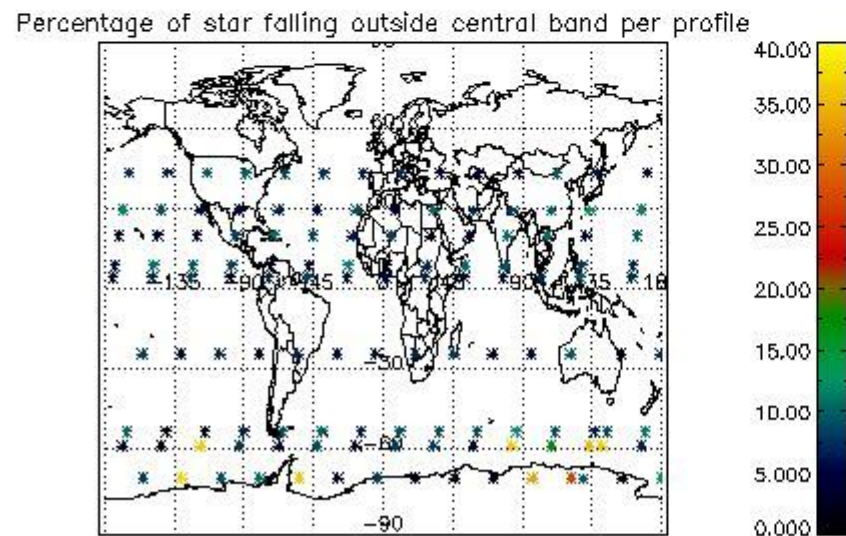
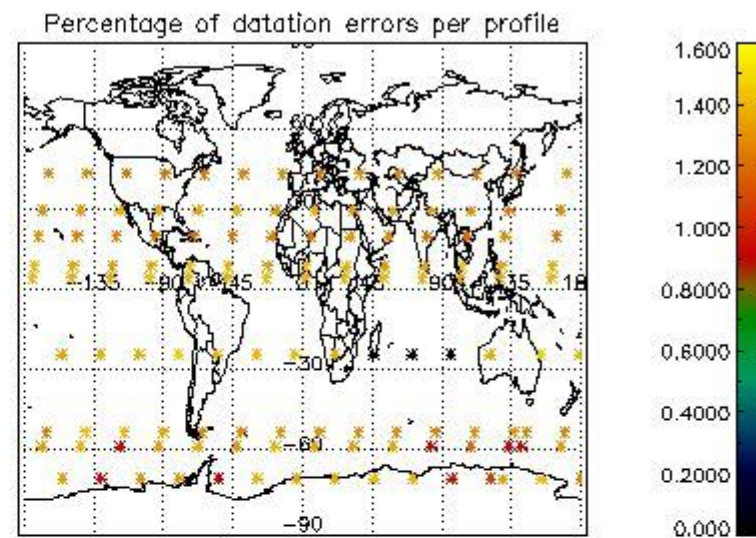
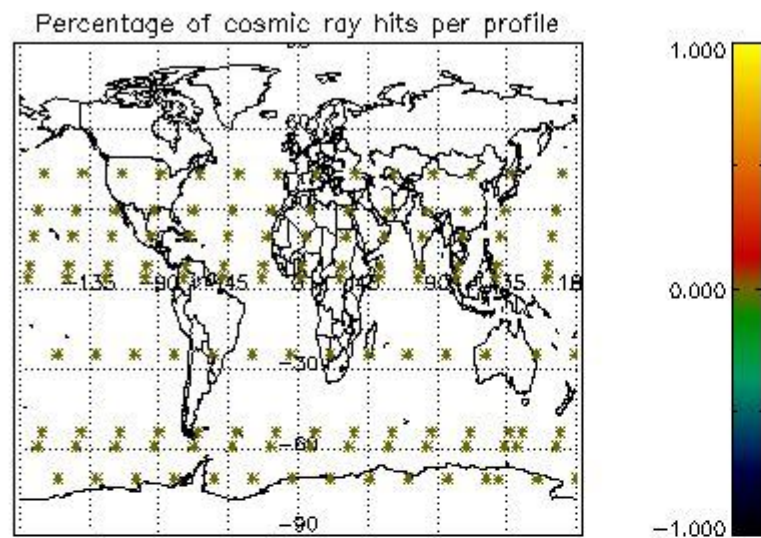
Percentage of star falling outside central band per profile



Percentage of saturation errors per profile



4.2.2 Plot level 1 quality information per product (world map): ENVISAT DESCENDING passes



5. Trace gas profiles

5.1 Ozone statistics based on quality of products

The final quality of the products can be "measured" using the STD (Standard Deviation) attached to every point profile. This information is written to the parameter GOM_NL__2P/NL_LOCAL_SPECIES_DENSITY/o3_std of the level 2 products. The table below shows the statistics for given STD ranges.

The statistics are given with respect to the overall valid production:

- Products without fatal errors: GOM_NL__2P/MPH/PRODUCT_ERR=0
- Valid point profile: GOM_NL__2P/NL_LOCAL_SPECIES_DENSITY/pcd(0)=0

The 'Criteria' is applied to valid points of dark limb products:

- Products in dark limb illumination condition: GOM_NL__2P/NL_SUMMARY_QUALITY/obs_ill_cond=0
- Products without fatal errors: GOM_NL__2P/MPH/PRODUCT_ERR=0
- Valid point profile: GOM_NL__2P/NL_LOCAL_SPECIES_DENSITY/pcd(0)=0

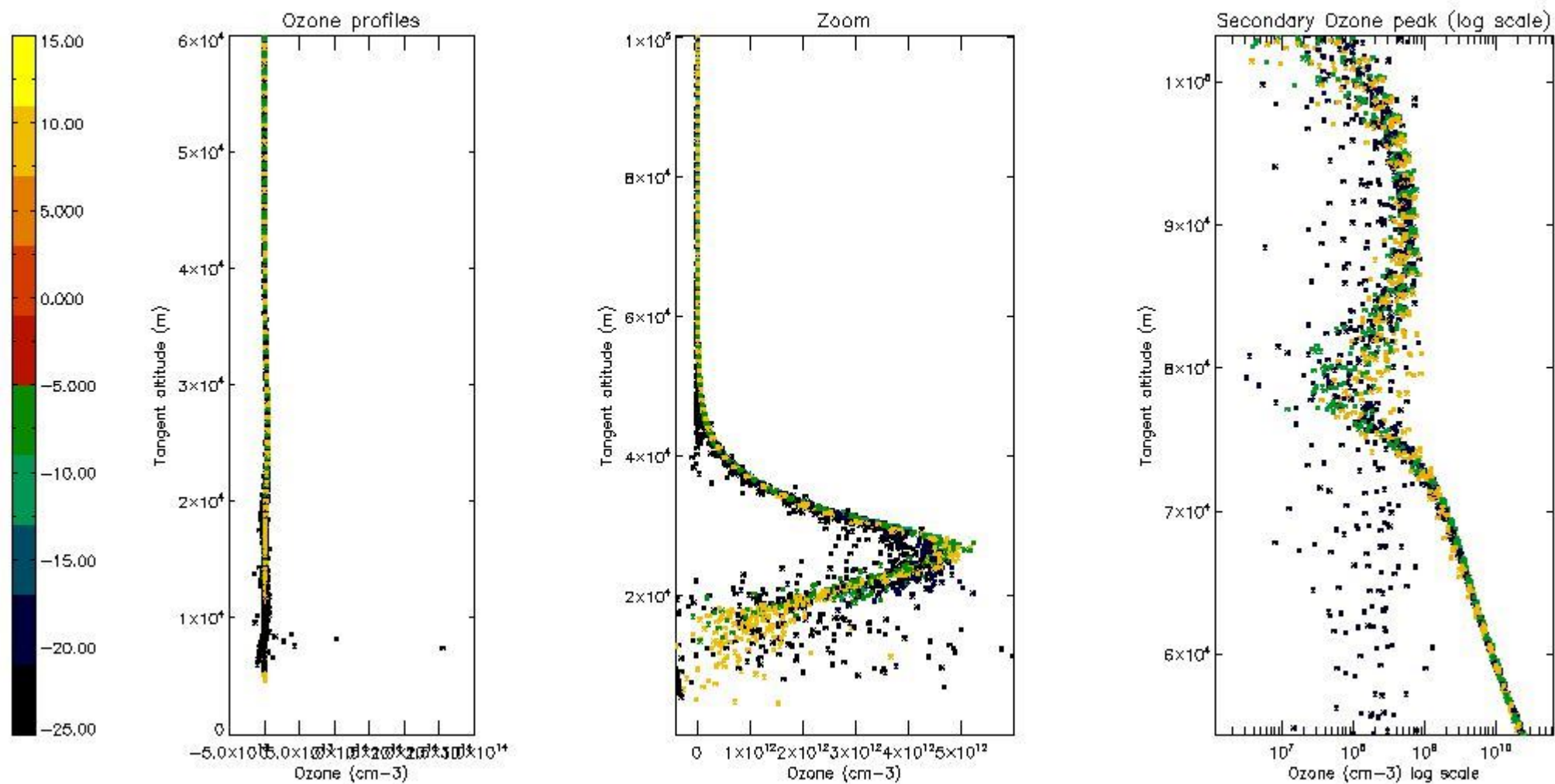
So, the table below shows the percentage of dark limb and valid observations for each criteria with respect to the overall valid daily observations.

Criteria	% of total production
All STD	31
STD < 20	19

STD < 10	16
STD < 5	12

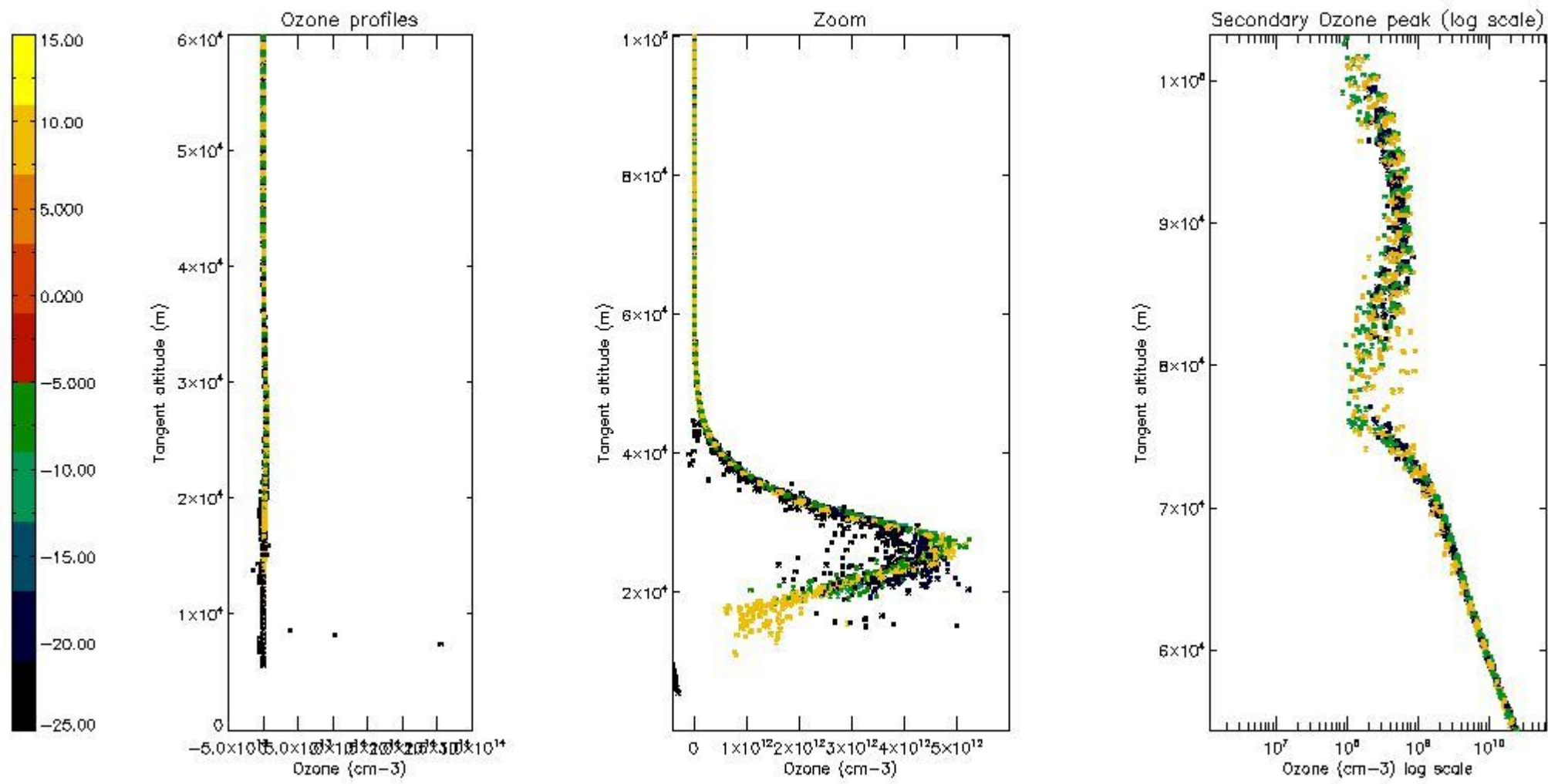
5.2 Plot ozone profiles for all STD (dark without errors)

The colorbar represents the latitude.



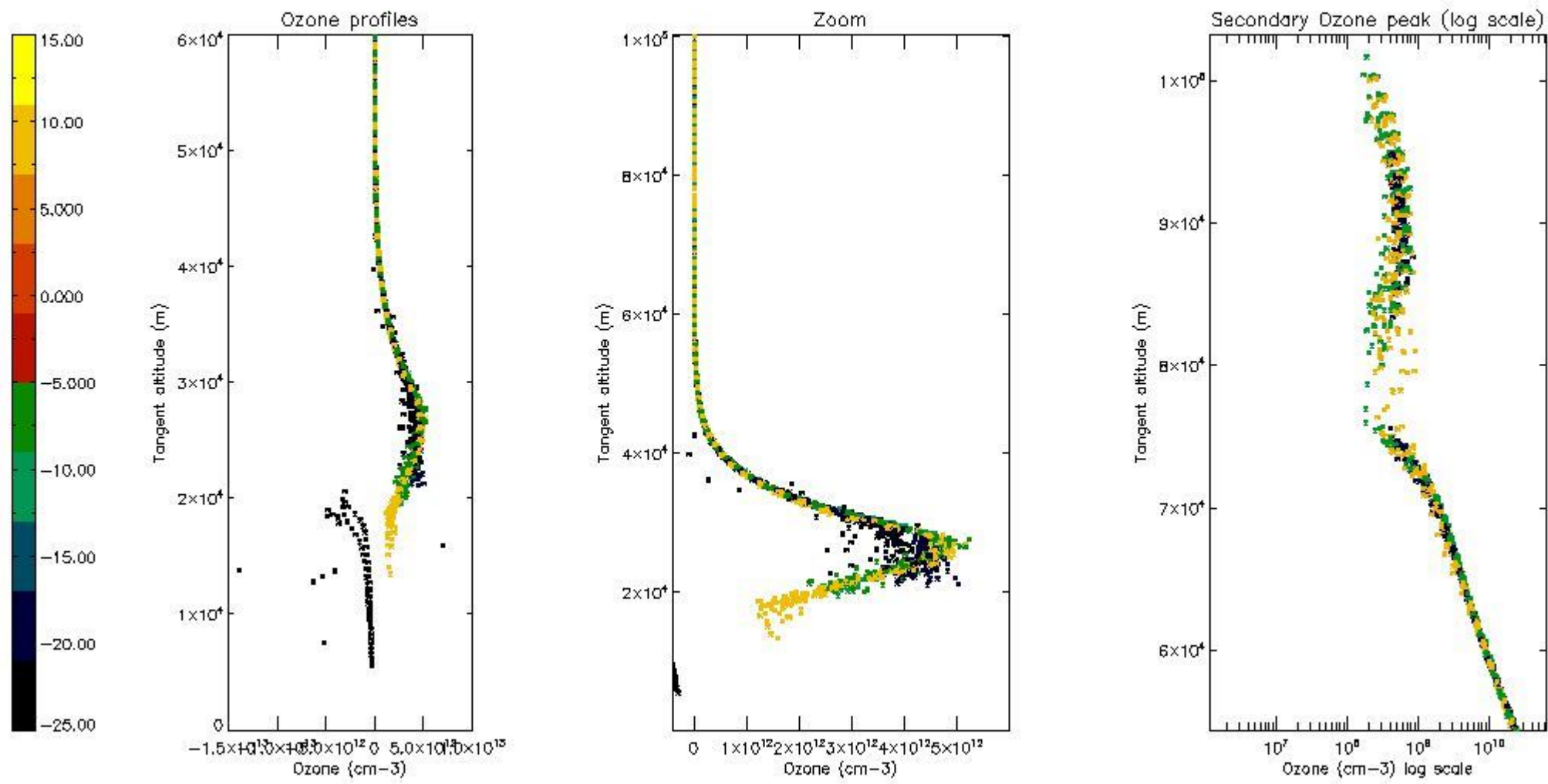
5.3 Plot ozone profiles where STD < 20% (dark without errors)

The colorbar represents the latitude.



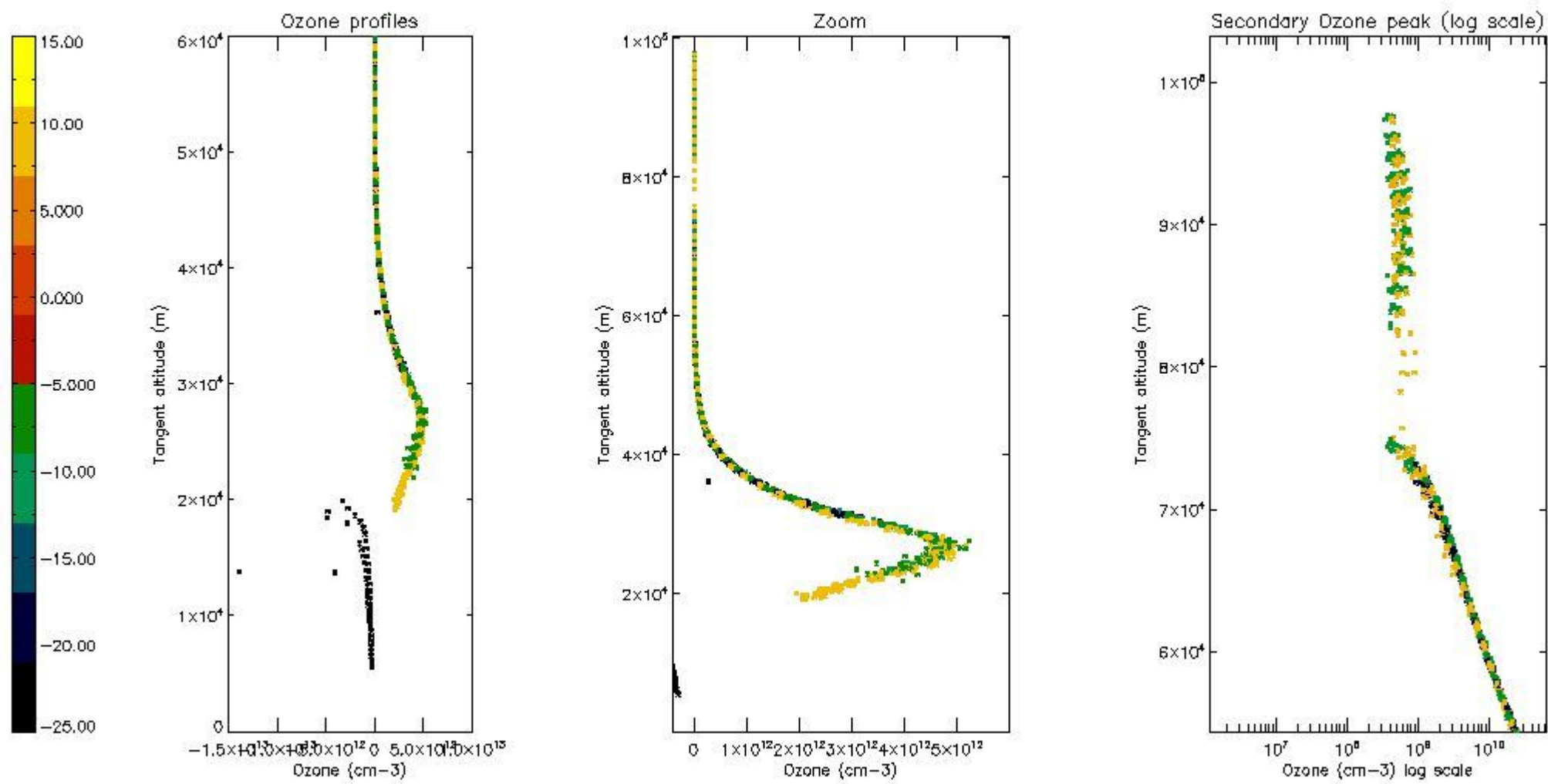
5.4 Plot ozone profiles where STD < 10% (dark without errors)

The colorbar represents the latitude.



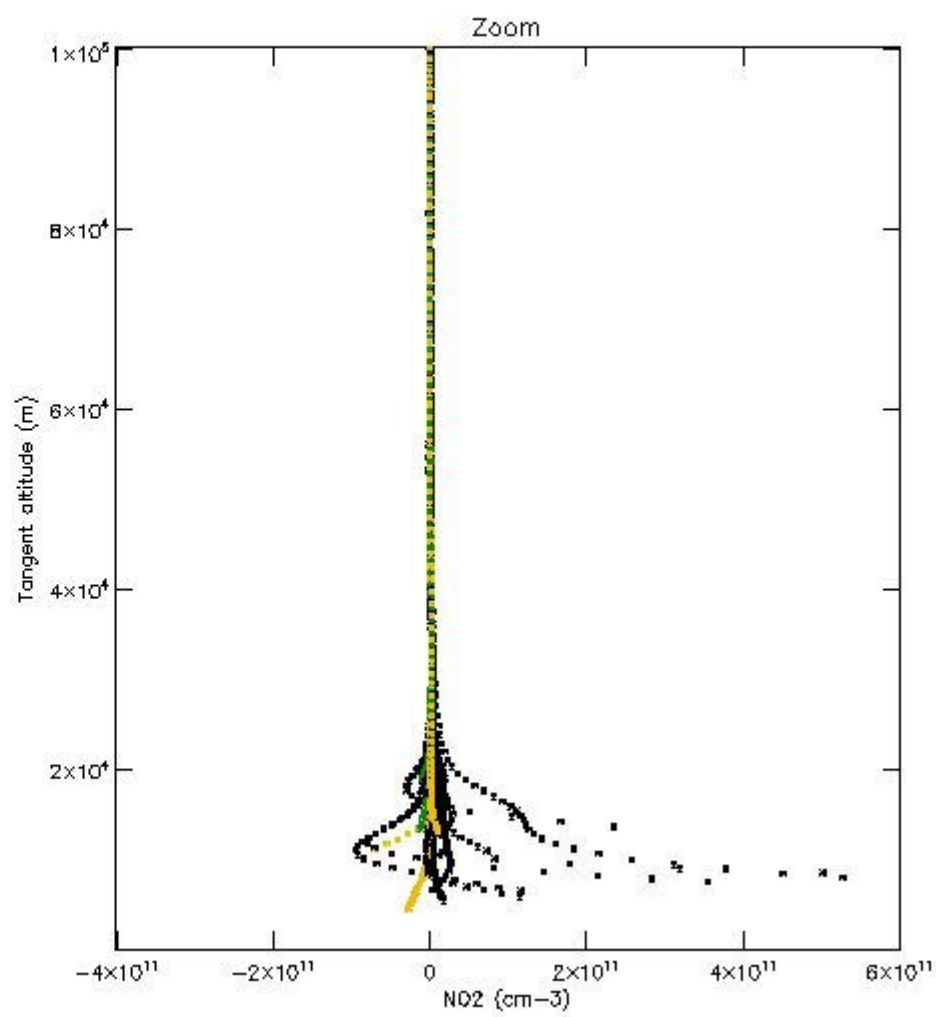
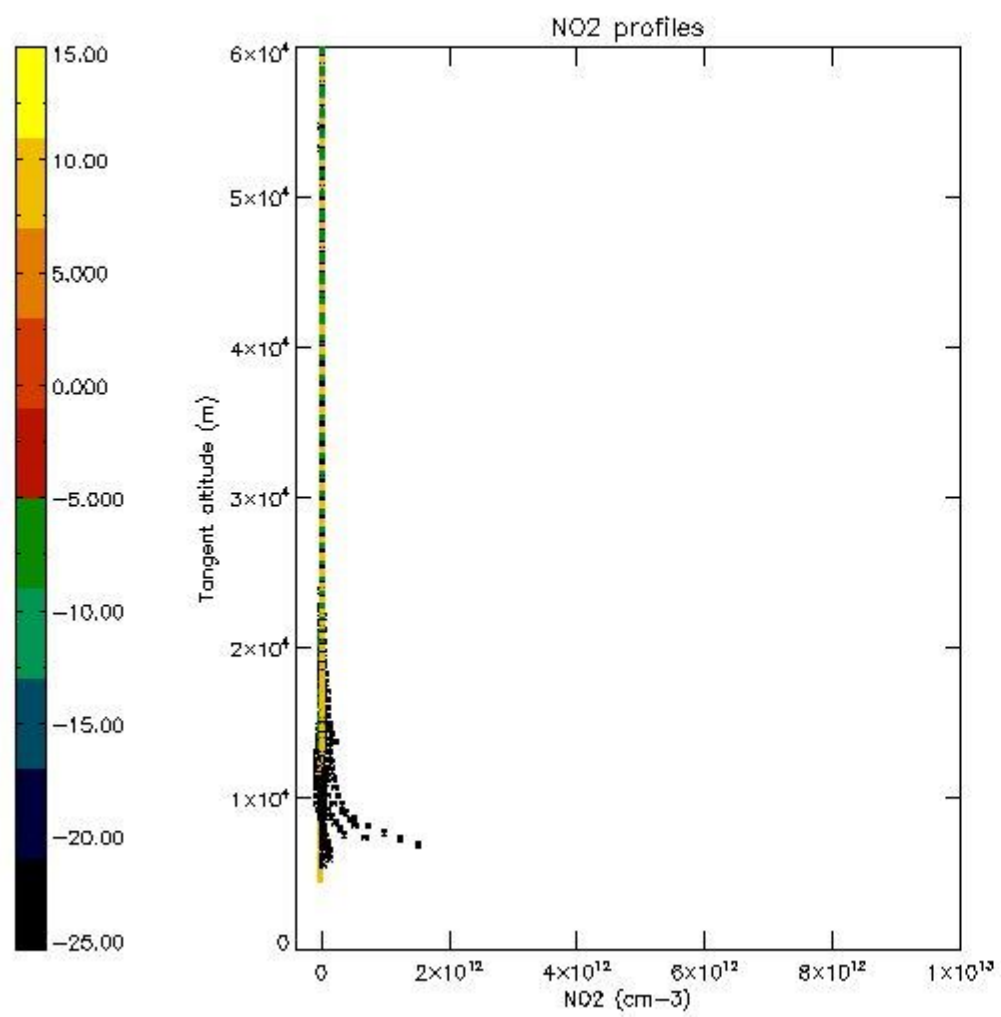
5.5 Plot ozone profiles where STD < 5% (dark without errors)

The colorbar represents the latitude.



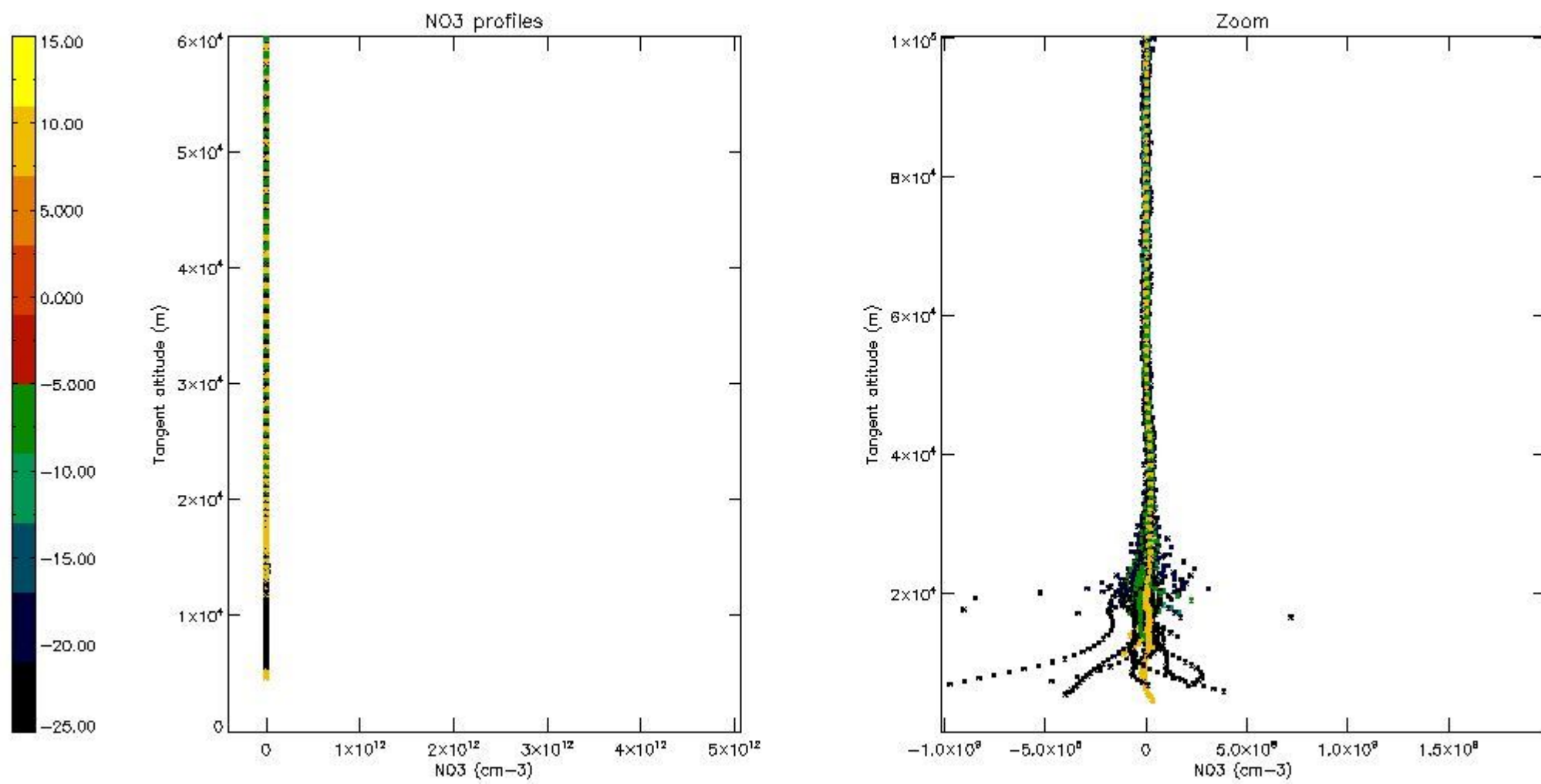
5.6 Plot NO₂ profiles for all STD (dark without errors)

The colorbar represents the latitude.



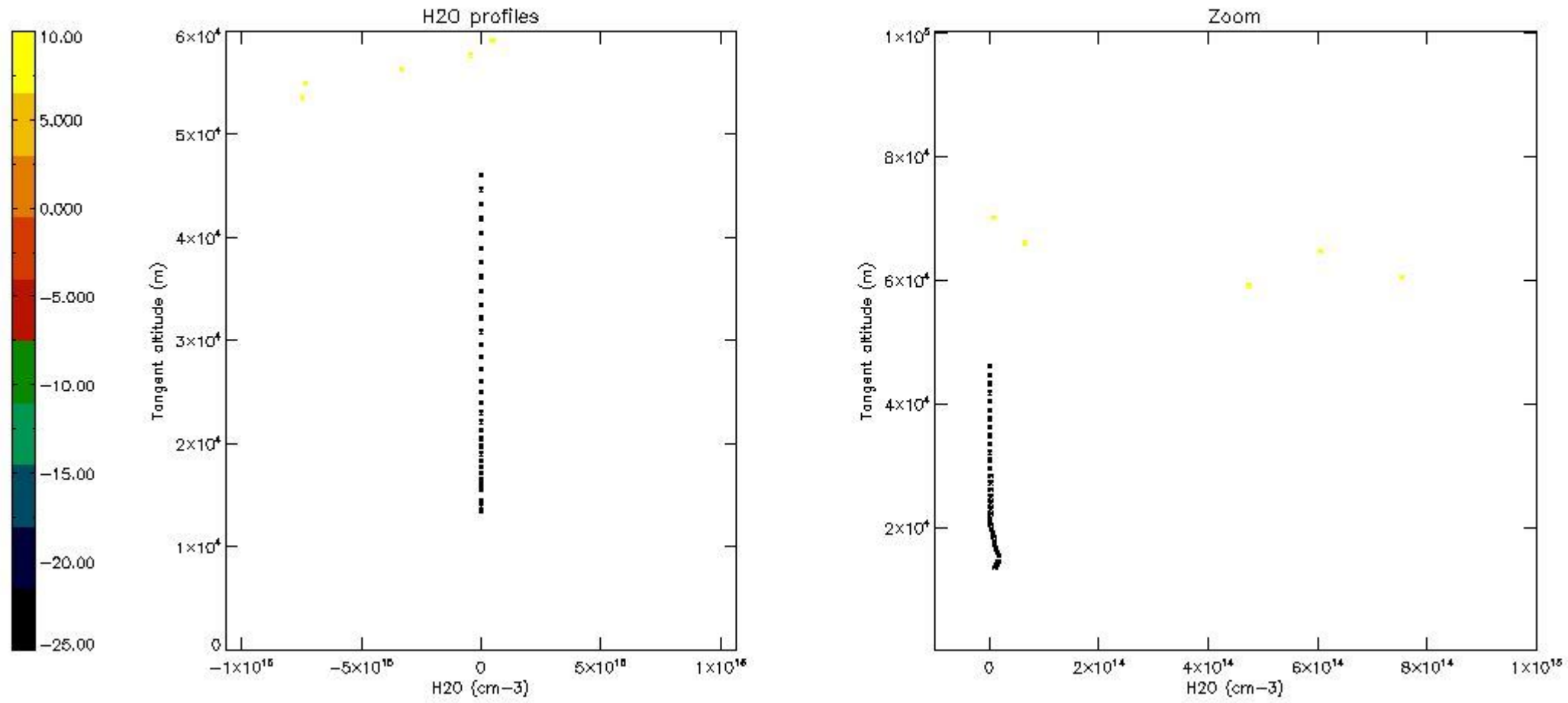
5.7 Plot NO3 profiles for all STD (dark without errors)

The colorbar represents the latitude.



5.8 Plot H2O profiles for all STD (only for occultations of stars 1,2,3,4,13,14,16,26,63 dark without errors)

The colorbar represents the latitude.



6. Auxiliary Data Files used for the production reported in section 2

The number reported in the third column indicates since which file (see list in section 2) the corresponding auxiliary file has been used. The fourth column is the date of those product files.

Type	Auxiliary Filename	Used since product	Used since product date
INST_PHYS_CHARACTERISTICS	GOM_INS_AXVIEC20091111_143220_20030716_120000_20500101_000000	1	28-OCT-2007 00:08:03
LEVEL-2_PROC_CONFIG	GOM_PR2_AXVIEC20091111_152718_20020301_000000_20500101_000000	1	28-OCT-2007 00:08:03
CROSS_SECTIONS_FILE	GOM_CRS_AXVIEC20091111_154832_20020301_000000_20500101_000000	1	28-OCT-2007 00:08:03

GOMOS Level 2 Daily Report

SUMMARY

[1. General Info](#)

[2. Summary of processed GOM_NL_2P products](#)

[3. Level 2 Quality information per product](#)

[3.1 Plot of level 2 quality information per product \(time dependant\)](#)

[3.2 Plot of level 2 quality information per product \(world map\)](#)

[4. Level 1 Quality information per product \(stored on level 2 products\)](#)

[4.1 Plot of level 1 quality information per product \(time dependant\)](#)

[4.1.1 Plot of level 1 quality information per product \(time dependant\): ASCENDING](#)

[4.1.2 Plot of level 1 quality information per product \(time dependant\): DESCENDING](#)

[4.2 Plot of level 1 quality information per product \(world map\)](#)

[4.2.1 Plot of level 1 quality information per product \(world map\): ASCENDING](#)

[4.2.2 Plot of level 1 quality information per product \(world map\): DESCENDING](#)

[5. Ozone profiles based on quality statistics and other trace gas profiles](#)

[5.1 Ozone statistics based on quality of products](#)

[5.2 Plot ozone profiles for all STD \(dark without errors\)](#)

[5.3 Plot ozone profiles where STD < 20% \(dark without errors\)](#)

[5.4. Plot ozone profiles where STD < 10% \(dark without errors\)](#)

[5.5. Plot ozone profiles where STD < 5% \(dark without errors\)](#)

[5.6 Plot NO2 profiles for all STD \(dark without errors\)](#)

[5.7 Plot NO3 profiles for all STD \(dark without errors\)](#)

[5.8 Plot H2O profiles \(only for occultations of stars 1,2,3,4,13,14,16,26,63 dark without errors\) for all STD](#)

[6. Auxiliary Data Files used for the production reported in section 2](#)

This report presents the daily analysis on parameters extracted from GOMOS level 2 data (GOM_NL__2P). It is intended to monitor some important parameters that will impact the quality of these products. A list of level 2 products (and content) that have arrived during the reporting day to the PCF is also given.

Item	Value
Time of report generation	23APR2013 09:33:41
Data source version	GOMOS/6.01
Start time of products	28-10-2007 (28OCT2007 00:00:00)
Stop time of products	29-10-2007 (29OCT2007 00:00:00)
Store outputs in DB	Yes
Nb of level 2 prods	214
Nb of prods with errors	0

2. Summary of processed GOM_NL__2P products.

Nr	Filename	UTC Start time	Limb	Duration	Star Id	Star Name	Star Mag	Star Temp	Nb Meas	Orbit	Prod. error
1	GOM_NL__2PRFIN20071028_000803_000000382062_00474_29586_8095.N1	28-OCT-2007 00:08:03	Bright	38.000	36	50Alp UMa	1.8000	6300.0	76	29586	No
2	GOM_NL__2PRFIN20071028_000938_000000552062_00474_29586_8096.N1	28-OCT-2007 00:09:38	Bright	55.000	82	48Bet UMa	2.3650	10600.	110	29586	No
3	GOM_NL__2PRFIN20071028_001314_000000472062_00474_29586_8097.N1	28-OCT-2007 00:13:14	Bright	46.500	174	52Psi UMa	3.0040	4400.0	93	29586	No
4	GOM_NL__2PRFIN20071028_002024_000000472062_00474_29586_8098.N1	28-OCT-2007 00:20:24	Bright	46.500	96	68Del Leo	2.5600	9300.0	93	29586	No
5	GOM_NL__2PRFIN20071028_004210_000000542062_00474_29586_8099.N1	28-OCT-2007 00:42:10	Dark	54.000	65	Lam Vel	2.2040	4400.0	108	29586	No
6	GOM_NL__2PRFIN20071028_004339_000000402062_00475_29587_8096.N1	28-OCT-2007 00:43:39	Dark	40.000	91	Kap Vel	2.4900	26000.	80	29587	No
7	GOM_NL__2PRFIN20071028_004542_000000442062_00475_29587_8097.N1	28-OCT-2007 00:45:42	Dark	43.500	34	Gam2Vel	1.7930	23000.	87	29587	No
8	GOM_NL__2PRFIN20071028_005116_000000612062_00475_29587_8098.N1	28-OCT-2007 00:51:16	Dark	60.500	2	Alp Car	-0.73600	7000.0	121	29587	No
9	GOM_NL__2PRFIN20071028_010201_000000412062_00475_29587_8099.N1	28-OCT-2007 01:02:01	Straylight	41.000	157	The1Eri	2.9060	9300.0	82	29587	No
10	GOM_NL__2PRFIN20071028_012128_000000402062_00475_29587_8100.N1	28-OCT-2007 01:21:28	Bright	40.000	105	6Bet Ari	2.6450	8900.0	80	29587	No
11	GOM_NL__2PRFIN20071028_012521_000000412062_00475_29587_8101.N1	28-OCT-2007 01:25:21	Bright	40.500	53	43Bet And	2.0480	3300.0	81	29587	No
12	GOM_NL__2PRFIN20071028_012804_000000392062_00475_29587_8102.N1	28-OCT-2007 01:28:04	Bright	39.000	73	57Gam1And	2.2600	13100.	78	29587	No
13	GOM_NL__2PRFIN20071028_013110_000000372062_00475_29587_8103.N1	28-OCT-2007 01:31:10	Bright	37.000	68	18Alp Cas	2.2250	4500.0	74	29587	No
14	GOM_NL__2PRFIN20071028_013225_000000372062_00475_29587_8104.N1	28-OCT-2007 01:32:25	Bright	37.000	76	27Gam Cas	2.3000	30000.	74	29587	No
15	GOM_NL__2PRFIN20071028_014026_000000372062_00475_29587_8105.N1	28-OCT-2007 01:40:26	Bright	36.500	49	1Alp UMi	1.9900	6300.0	73	29587	No
16	GOM_NL__2PRFIN20071028_014839_000000392062_00475_29587_8106.N1	28-OCT-2007 01:48:39	Bright	38.500	36	50Alp UMa	1.8000	6300.0	77	29587	No
17	GOM_NL__2PRFIN20071028_015014_000000422062_00475_29587_8107.N1	28-OCT-2007 01:50:14	Bright	42.000	82	48Bet UMa	2.3650	10600.	84	29587	No
18	GOM_NL__2PRFIN20071028_015350_000000522062_00475_29587_8108.N1	28-OCT-2007 01:53:50	Bright	52.000	174	52Psi UMa	3.0040	4400.0	104	29587	No
19	GOM_NL__2PRFIN20071028_020100_000000452062_00475_29587_8109.N1	28-OCT-2007 02:01:00	Bright	44.500	96	68Del Leo	2.5600	9300.0	89	29587	No
20	GOM_NL__2PRFIN20071028_022246_000000482062_00475_29587_8110.N1	28-OCT-2007 02:22:46	Dark	47.500	65	Lam Vel	2.2040	4400.0	95	29587	No
21	GOM_NL__2PRFIN20071028_022416_000000392062_00476_29588_8138.N1	28-OCT-2007 02:24:16	Dark	38.500	91	Kap Vel	2.4900	26000.	77	29588	No
22	GOM_NL__2PRFIN20071028_022618_000000452062_00476_29588_8139.N1	28-OCT-2007 02:26:18	Dark	44.500	34	Gam2Vel	1.7930	23000.	89	29588	No
23	GOM_NL__2PRFIN20071028_023153_000000482062_00476_29588_8140.N1	28-OCT-2007 02:31:53	Dark	48.000	2	Alp Car	-0.73600	7000.0	96	29588	No
24	GOM_NL__2PRFIN20071028_024237_000000412062_00476_29588_8141.N1	28-OCT-2007 02:42:37	Straylight	41.000	157	The1Eri	2.9060	9300.0	82	29588	No
25	GOM_NL__2PRFIN20071028_030204_000000412062_00476_29588_8142.N1	28-OCT-2007 03:02:04	Bright	41.000	105	6Bet Ari	2.6450	8900.0	82	29588	No
26	GOM_NL__2PRFIN20071028_030557_000000392062_00476_29588_8143.N1	28-OCT-2007 03:05:57	Bright	39.000	53	43Bet And	2.0480	3300.0	78	29588	No
27	GOM_NL__2PRFIN20071028_030839_000000422062_00476_29588_8144.N1	28-OCT-2007 03:08:39	Bright	42.000	73	57Gam1And	2.2600	13100.	84	29588	No
28	GOM_NL__2PRFIN20071028_031146_000000352062_00476_29588_8145.N1	28-OCT-2007 03:11:46	Bright	34.500	68	18Alp Cas	2.2250	4500.0	69	29588	No
29	GOM_NL__2PRFIN20071028_031300_000000372062_00476_29588_8146.N1	28-OCT-2007 03:13:00	Bright	36.500	76	27Gam Cas	2.3000	30000.	73	29588	No
30	GOM_NL__2PRFIN20071028_032102_000000362062_00476_29588_8147.N1	28-OCT-2007 03:21:02	Bright	35.500	49	1Alp UMi	1.9900	6300.0	71	29588	No
31	GOM_NL__2PRFIN20071028_032914_000000402062_00476_29588_8148.N1	28-OCT-2007 03:29:14	Bright	40.000	36	50Alp UMa	1.8000	6300.0	80	29588	No
32	GOM_NL__2PRFIN20071028_033050_000000552062_00476_29588_8149.N1	28-OCT-2007 03:30:50	Bright	55.000	82	48Bet UMa	2.3650	10600.	110	29588	No
33	GOM_NL__2PRFIN20071028_033426_000000362062_00476_29588_8150.N1	28-OCT-2007 03:34:26	Bright	36.000	174	52Psi UMa	3.0040	4400.0	72	29588	No
34	GOM_NL__2PRFIN20071028_034136_000000372062_00476_29588_8151.N1	28-OCT-2007 03:41:36	Bright	36.500	96	68Del Leo	2.5600	9300.0	73	29588	No
35	GOM_NL__2PRFIN20071028_040323_000000442062_00476_29588_8152.N1	28-OCT-2007 04:03:23	Dark	43.500	65	Lam Vel	2.2040	4400.0	87	29588	No
36	GOM_NL__2PRFIN20071028_040453_000000392062_00477_29589_8171.N1	28-OCT-2007 04:04:53	Dark	39.000	91	Kap Vel	2.4900	26000.	78	29589	No
37	GOM_NL__2PRFIN20071028_040655_000000472062_00477_29589_8172.N1	28-OCT-2007 04:06:55	Dark	46.500	34	Gam2Vel	1.7930	23000.	93	29589	No
38	GOM_NL__2PRFIN20071028_041230_000000482062_00477_29589_8173.N1	28-OCT-2007 04:12:30	Dark	48.000	2	Alp Car	-0.73600	7000.0	96	29589	No
39	GOM_NL__2PRFIN20071028_042313_000000432062_00477_29589_8174.N1	28-OCT-2007 04:23:13	Straylight	43.000	157	The1Eri	2.9060	9300.0	86	29589	No
40	GOM_NL__2PRFIN20071028_044240_000000382062_00477_29589_8175.N1	28-OCT-2007 04:42:40	Bright	38.000	105	6Bet Ari	2.6450	8900.0	76	29589	No
41	GOM_NL__2PRFIN20071028_044633_000000382062_00477_29589_8176.N1	28-OCT-2007 04:46:33	Bright	37.500	53	43Bet And	2.0480	3300.0	75	29589	No
42	GOM_NL__2PRFIN20071028_044915_000000422062_00477_29589_8177.N1	28-OCT-2007 04:49:15	Bright	42.000	73	57Gam1And	2.2600	13100.	84	29589	No

43	GOM_NL__2PRFIN20071028_045222_000000372062_00477_29589_8178.N1	28-OCT-2007 04:52:22	Bright	37.000	68	18Alp Cas	2.2250	4500.0	74	29589	No
44	GOM_NL__2PRFIN20071028_045336_000000362062_00477_29589_8179.N1	28-OCT-2007 04:53:36	Bright	36.000	76	27Gam Cas	2.3000	30000.	72	29589	No
45	GOM_NL__2PRFIN20071028_050138_000000342062_00477_29589_8180.N1	28-OCT-2007 05:01:38	Bright	34.000	49	1Alp UMi	1.9900	6300.0	68	29589	No
46	GOM_NL__2PRFIN20071028_050950_000000392062_00477_29589_8181.N1	28-OCT-2007 05:09:50	Bright	39.000	36	50Alp UMa	1.8000	6300.0	78	29589	No
47	GOM_NL__2PRFIN20071028_051127_000000372062_00477_29589_8182.N1	28-OCT-2007 05:11:27	Bright	36.500	82	48Bet UMa	2.3650	10600.	73	29589	No
48	GOM_NL__2PRFIN20071028_051502_000000362062_00477_29589_8183.N1	28-OCT-2007 05:15:02	Bright	35.500	174	52Psi UMa	3.0040	4400.0	71	29589	No
49	GOM_NL__2PRFIN20071028_052212_000000362062_00477_29589_8184.N1	28-OCT-2007 05:22:12	Bright	36.000	96	68Del Leo	2.5600	9300.0	72	29589	No
50	GOM_NL__2PRFIN20071028_054400_000000552062_00477_29589_8185.N1	28-OCT-2007 05:44:00	Dark	54.500	65	Lam Vel	2.2040	4400.0	109	29589	No
51	GOM_NL__2PRFIN20071028_054529_000000392062_00478_29590_8191.N1	28-OCT-2007 05:45:29	Dark	39.000	91	Kap Vel	2.4900	26000.	78	29590	No
52	GOM_NL__2PRFIN20071028_054732_000000452062_00478_29590_8192.N1	28-OCT-2007 05:47:32	Dark	45.000	34	Gam2Vel	1.7930	23000.	90	29590	No
53	GOM_NL__2PRFIN20071028_055307_000000552062_00478_29590_8193.N1	28-OCT-2007 05:53:07	Dark	54.500	2	Alp Car	-0.73600	7000.0	109	29590	No
54	GOM_NL__2PRFIN20071028_060350_000000432062_00478_29590_8194.N1	28-OCT-2007 06:03:50	Straylight	42.500	157	The1Eri	2.9060	9300.0	85	29590	No
55	GOM_NL__2PRFIN20071028_062316_000000392062_00478_29590_8195.N1	28-OCT-2007 06:23:16	Bright	39.000	105	6Bet Ari	2.6450	8900.0	78	29590	No
56	GOM_NL__2PRFIN20071028_062709_000000372062_00478_29590_8196.N1	28-OCT-2007 06:27:09	Bright	37.000	53	43Bet And	2.0480	3300.0	74	29590	No
57	GOM_NL__2PRFIN20071028_062951_000000392062_00478_29590_8197.N1	28-OCT-2007 06:29:51	Bright	39.000	73	57Gam1And	2.2600	13100.	78	29590	No
58	GOM_NL__2PRFIN20071028_063258_000000382062_00478_29590_8198.N1	28-OCT-2007 06:32:58	Bright	37.500	68	18Alp Cas	2.2250	4500.0	75	29590	No
59	GOM_NL__2PRFIN20071028_063412_000000362062_00478_29590_8199.N1	28-OCT-2007 06:34:12	Bright	35.500	76	27Gam Cas	2.3000	30000.	71	29590	No
60	GOM_NL__2PRFIN20071028_064214_000000362062_00478_29590_8200.N1	28-OCT-2007 06:42:14	Bright	36.000	49	1Alp UMi	1.9900	6300.0	72	29590	No
61	GOM_NL__2PRFIN20071028_065026_000000392062_00478_29590_8201.N1	28-OCT-2007 06:50:26	Bright	39.000	36	50Alp UMa	1.8000	6300.0	78	29590	No
62	GOM_NL__2PRFIN20071028_065202_000000382062_00478_29590_8202.N1	28-OCT-2007 06:52:02	Bright	37.500	82	48Bet UMa	2.3650	10600.	75	29590	No
63	GOM_NL__2PRFIN20071028_065538_000000372062_00478_29590_8203.N1	28-OCT-2007 06:55:38	Bright	36.500	174	52Psi UMa	3.0040	4400.0	73	29590	No
64	GOM_NL__2PRFIN20071028_070248_000000372062_00478_29590_8204.N1	28-OCT-2007 07:02:48	Bright	36.500	96	68Del Leo	2.5600	9300.0	73	29590	No
65	GOM_NL__2PRFIN20071028_072437_000000492062_00478_29590_8205.N1	28-OCT-2007 07:24:37	Dark	48.500	65	Lam Vel	2.2040	4400.0	97	29590	No
66	GOM_NL__2PRFIN20071028_072606_000000412062_00479_29591_8199.N1	28-OCT-2007 07:26:06	Dark	41.000	91	Kap Vel	2.4900	26000.	82	29591	No
67	GOM_NL__2PRFIN20071028_072809_000000472062_00479_29591_8200.N1	28-OCT-2007 07:28:09	Dark	46.500	34	Gam2Vel	1.7930	23000.	93	29591	No
68	GOM_NL__2PRFIN20071028_073343_000000512062_00479_29591_8201.N1	28-OCT-2007 07:33:43	Dark	50.500	2	Alp Car	-0.73600	7000.0	101	29591	No
69	GOM_NL__2PRFIN20071028_074426_000000412062_00479_29591_8202.N1	28-OCT-2007 07:44:26	Straylight	41.000	157	The1Eri	2.9060	9300.0	82	29591	No
70	GOM_NL__2PRFIN20071028_080351_000000392062_00479_29591_8203.N1	28-OCT-2007 08:03:51	Bright	38.500	105	6Bet Ari	2.6450	8900.0	77	29591	No
71	GOM_NL__2PRFIN20071028_080745_000000382062_00479_29591_8204.N1	28-OCT-2007 08:07:45	Bright	38.000	53	43Bet And	2.0480	3300.0	76	29591	No
72	GOM_NL__2PRFIN20071028_081026_000000382062_00479_29591_8205.N1	28-OCT-2007 08:10:26	Bright	38.000	73	57Gam1And	2.2600	13100.	76	29591	No
73	GOM_NL__2PRFIN20071028_081334_000000362062_00479_29591_8206.N1	28-OCT-2007 08:13:34	Bright	36.000	68	18Alp Cas	2.2250	4500.0	72	29591	No
74	GOM_NL__2PRFIN20071028_081448_000000362062_00479_29591_8207.N1	28-OCT-2007 08:14:48	Bright	36.000	76	27Gam Cas	2.3000	30000.	72	29591	No
75	GOM_NL__2PRFIN20071028_082250_000000362062_00479_29591_8208.N1	28-OCT-2007 08:22:50	Bright	36.000	49	1Alp UMi	1.9900	6300.0	72	29591	No
76	GOM_NL__2PRFIN20071028_083102_000000392062_00479_29591_8209.N1	28-OCT-2007 08:31:02	Bright	38.500	36	50Alp UMa	1.8000	6300.0	77	29591	No
77	GOM_NL__2PRFIN20071028_083238_000000372062_00479_29591_8210.N1	28-OCT-2007 08:32:38	Bright	37.000	82	48Bet UMa	2.3650	10600.	74	29591	No
78	GOM_NL__2PRFIN20071028_083614_000000372062_00479_29591_8211.N1	28-OCT-2007 08:36:14	Bright	37.000	174	52Psi UMa	3.0040	4400.0	74	29591	No
79	GOM_NL__2PRFIN20071028_084325_000000362062_00479_29591_8212.N1	28-OCT-2007 08:43:25	Bright	36.000	96	68Del Leo	2.5600	9300.0	72	29591	No
80	GOM_NL__2PRFIN20071028_090514_000000482062_00479_29591_8213.N1	28-OCT-2007 09:05:14	Dark	47.500	65	Lam Vel	2.2040	4400.0	95	29591	No
81	GOM_NL__2PRFIN20071028_090642_000000382062_00480_29592_8245.N1	28-OCT-2007 09:06:42	Dark	38.000	91	Kap Vel	2.4900	26000.	76	29592	No
82	GOM_NL__2PRFIN20071028_090846_000000452062_00480_29592_8246.N1	28-OCT-2007 09:08:46	Dark	44.500	34	Gam2Vel	1.7930	23000.	89	29592	No
83	GOM_NL__2PRFIN20071028_091420_000000492062_00480_29592_8247.N1	28-OCT-2007 09:14:20	Dark	48.500	2	Alp Car	-0.73600	7000.0	97	29592	No
84	GOM_NL__2PRFIN20071028_092502_000000382062_00480_29592_8248.N1	28-OCT-2007 09:25:02	Straylight	38.000	157	The1Eri	2.9060	9300.0	76	29592	No
85	GOM_NL__2PRFIN20071028_094427_000000402062_00480_29592_8249.N1	28-OCT-2007 09:44:27	Bright	40.000	105	6Bet Ari	2.6450	8900.0	80	29592	No
86	GOM_NL__2PRFIN20071028_094820_000000362062_00480_29592_8250.N1	28-OCT-2007 09:48:20	Bright	36.000	53	43Bet And	2.0480	3300.0	72	29592	No
87	GOM_NL__2PRFIN20071028_095102_000000412062_00480_29592_8251.N1	28-OCT-2007 09:51:02	Bright	41.000	73	57Gam1And	2.2600	13100.	82	29592	No
88	GOM_NL__2PRFIN20071028_095410_000000352062_00480_29592_8252.N1	28-OCT-2007 09:54:10	Bright	34.500	68	18Alp Cas	2.2250	4500.0	69	29592	No
89	GOM_NL__2PRFIN20071028_095524_000000362062_00480_29592_8253.N1	28-OCT-2007 09:55:24	Bright	35.500	76	27Gam Cas	2.3000	30000.	71	29592	No
90	GOM_NL__2PRFIN20071028_100326_000000362062_00480_29592_8254.N1	28-OCT-2007 10:03:26	Bright	35.500	49	1Alp UMi	1.9900	6300.0	71	29592	No
91	GOM_NL__2PRFIN20071028_101138_000000382062_00480_29592_8255.N1	28-OCT-2007 10:11:38	Bright	38.000	36	50Alp UMa	1.8000	6300.0	76	29592	No
92	GOM_NL__2PRFIN20071028_101314_000000362062_00480_29592_8256.N1	28-OCT-2007 10:13:14	Bright	36.000	82	48Bet UMa	2.3650	10600.	72	29592	No
93	GOM_NL__2PRFIN20071028_101650_000000362062_00480_29592_8257.N1	28-OCT-2007 10:16:50	Bright	36.000	174	52Psi UMa	3.0040	4400.0	72	29592	No
94	GOM_NL__2PRFIN20071028_102401_000000362062_00480_29592_8258.N1	28-OCT-2007 10:24:01	Bright	35.500	96	68Del Leo	2.5600	9300.0	71	29592	No
95	GOM_NL__2PRFIN20071028_104550_000000502062_00480_29592_8259.N1	28-OCT-2007 10:45:50	Dark	50.000	65	Lam Vel	2.2040	4400.0	100	29592	No
96	GOM_NL__2PRFIN20071028_104718_000000392062_00481_29593_8261.N1	28-OCT-2007 10:47:18	Dark	38.500	91	Kap Vel	2.4900	26000.	77	29593	No
97	GOM_NL__2PRFIN20071028_104923_000000472062_00481_29593_8262.N1	28-OCT-2007 10:49:23	Dark	46.500	34	Gam2Vel	1.7930	23000.	93	29593	No
98	GOM_NL__2PRFIN20071028_105457_000000492062_00481_29593_8263.N1	28-OCT-2007 10:54:57	Dark	49.000	2	Alp Car	-0.73600	7000.0	98	29593	No
99	GOM_NL__2PRFIN20071028_110539_000000412062_00481_29593_8264.N1	28-OCT-2007 11:05:39	Straylight	40.500	157	The1Eri	2.9060	9300.0	81	29593	No
100	GOM_NL__2PRFIN20071028_112503_000000392062_00481_29593_8265.N1	28-OCT-2007 11:25:03	Bright	39.000	105	6Bet Ari	2.6450	8900.0	78	29593	No
101	GOM_NL__2PRFIN20071028_112856_000000382062_00481_29593_8266.N1	28-OCT-2007 11:28:56	Bright	38.000	53	43Bet And	2.0480	3300.0	76	29593	No

102	GOM_NL__2PRFIN20071028_113137_000000402062_00481_29593_8267.N1	28-OCT-2007 11:31:37	Bright	40.000	73	57Gam1And	2.2600	13100.	80	29593	No
103	GOM_NL__2PRFIN20071028_113446_000000382062_00481_29593_8268.N1	28-OCT-2007 11:34:46	Bright	37.500	68	18Alp Cas	2.2250	4500.0	75	29593	No
104	GOM_NL__2PRFIN20071028_113600_000000362062_00481_29593_8269.N1	28-OCT-2007 11:36:00	Bright	35.500	76	27Gam Cas	2.3000	30000.	71	29593	No
105	GOM_NL__2PRFIN20071028_114402_000000362062_00481_29593_8270.N1	28-OCT-2007 11:44:02	Bright	35.500	49	1Alp UMi	1.9900	6300.0	71	29593	No
106	GOM_NL__2PRFIN20071028_115214_000000392062_00481_29593_8271.N1	28-OCT-2007 11:52:14	Bright	39.000	36	50Alp UMa	1.8000	6300.0	78	29593	No
107	GOM_NL__2PRFIN20071028_115350_000000382062_00481_29593_8272.N1	28-OCT-2007 11:53:50	Bright	38.000	82	48Bet UMa	2.3650	10600.	76	29593	No
108	GOM_NL__2PRFIN20071028_115726_000000552062_00481_29593_8273.N1	28-OCT-2007 11:57:26	Bright	55.000	174	52Psi UMa	3.0040	4400.0	110	29593	No
109	GOM_NL__2PRFIN20071028_120437_000000372062_00481_29593_8274.N1	28-OCT-2007 12:04:37	Bright	36.500	96	68Del Leo	2.5600	9300.0	73	29593	No
110	GOM_NL__2PRFIN20071028_122627_000000552062_00481_29593_8275.N1	28-OCT-2007 12:26:27	Dark	55.000	65	Lam Vel	2.2040	4400.0	110	29593	No
111	GOM_NL__2PRFIN20071028_122755_000000382062_00482_29594_8286.N1	28-OCT-2007 12:27:55	Dark	38.000	91	Kap Vel	2.4900	26000.	76	29594	No
112	GOM_NL__2PRFIN20071028_122959_000000452062_00482_29594_8287.N1	28-OCT-2007 12:29:59	Dark	45.000	34	Gam2Vel	1.7930	23000.	90	29594	No
113	GOM_NL__2PRFIN20071028_123533_000000502062_00482_29594_8288.N1	28-OCT-2007 12:35:33	Dark	50.000	2	Alp Car	-0.73600	7000.0	100	29594	No
114	GOM_NL__2PRFIN20071028_124615_000000402062_00482_29594_8289.N1	28-OCT-2007 12:46:15	Straylight	39.500	157	The1Eri	2.9060	9300.0	79	29594	No
115	GOM_NL__2PRFIN20071028_130538_000000402062_00482_29594_8290.N1	28-OCT-2007 13:05:38	Bright	39.500	105	6Bet Ari	2.6450	8900.0	79	29594	No
116	GOM_NL__2PRFIN20071028_130932_000000362062_00482_29594_8291.N1	28-OCT-2007 13:09:32	Bright	36.000	53	43Bet And	2.0480	3300.0	72	29594	No
117	GOM_NL__2PRFIN20071028_131213_000000412062_00482_29594_8292.N1	28-OCT-2007 13:12:13	Bright	41.000	73	57Gam1And	2.2600	13100.	82	29594	No
118	GOM_NL__2PRFIN20071028_131521_000000362062_00482_29594_8293.N1	28-OCT-2007 13:15:21	Bright	36.000	68	18Alp Cas	2.2250	4500.0	72	29594	No
119	GOM_NL__2PRFIN20071028_131636_000000372062_00482_29594_8294.N1	28-OCT-2007 13:16:36	Bright	36.500	76	27Gam Cas	2.3000	30000.	73	29594	No
120	GOM_NL__2PRFIN20071028_132438_000000362062_00482_29594_8295.N1	28-OCT-2007 13:24:38	Bright	35.500	49	1Alp UMi	1.9900	6300.0	71	29594	No
121	GOM_NL__2PRFIN20071028_133250_000000392062_00482_29594_8296.N1	28-OCT-2007 13:32:50	Bright	39.000	36	50Alp UMa	1.8000	6300.0	78	29594	No
122	GOM_NL__2PRFIN20071028_133426_000000372062_00482_29594_8297.N1	28-OCT-2007 13:34:26	Bright	37.000	82	48Bet UMa	2.3650	10600.	74	29594	No
123	GOM_NL__2PRFIN20071028_133802_000000382062_00482_29594_8298.N1	28-OCT-2007 13:38:02	Bright	38.000	174	52Psi UMa	3.0040	4400.0	76	29594	No
124	GOM_NL__2PRFIN20071028_134513_000000362062_00482_29594_8299.N1	28-OCT-2007 13:45:13	Bright	35.500	96	68Del Leo	2.5600	9300.0	71	29594	No
125	GOM_NL__2PRFIN20071028_140704_000000562062_00482_29594_8300.N1	28-OCT-2007 14:07:04	Dark	56.000	65	Lam Vel	2.2040	4400.0	112	29594	No
126	GOM_NL__2PRFIN20071028_140831_000000392062_00483_29595_8308.N1	28-OCT-2007 14:08:31	Dark	38.500	91	Kap Vel	2.4900	26000.	77	29595	No
127	GOM_NL__2PRFIN20071028_141036_000000452062_00483_29595_8309.N1	28-OCT-2007 14:10:36	Dark	45.000	34	Gam2Vel	1.7930	23000.	90	29595	No
128	GOM_NL__2PRFIN20071028_141610_000000492062_00483_29595_8310.N1	28-OCT-2007 14:16:10	Dark	49.000	2	Alp Car	-0.73600	7000.0	98	29595	No
129	GOM_NL__2PRFIN20071028_142651_000000412062_00483_29595_8311.N1	28-OCT-2007 14:26:51	Straylight	40.500	157	The1Eri	2.9060	9300.0	81	29595	No
130	GOM_NL__2PRFIN20071028_144614_000000412062_00483_29595_8312.N1	28-OCT-2007 14:46:14	Bright	40.500	105	6Bet Ari	2.6450	8900.0	81	29595	No
131	GOM_NL__2PRFIN20071028_145008_000000372062_00483_29595_8313.N1	28-OCT-2007 14:50:08	Bright	37.000	53	43Bet And	2.0480	3300.0	74	29595	No
132	GOM_NL__2PRFIN20071028_145248_000000422062_00483_29595_8314.N1	28-OCT-2007 14:52:48	Bright	41.500	73	57Gam1And	2.2600	13100.	83	29595	No
133	GOM_NL__2PRFIN20071028_145557_000000352062_00483_29595_8315.N1	28-OCT-2007 14:55:57	Bright	35.000	68	18Alp Cas	2.2250	4500.0	70	29595	No
134	GOM_NL__2PRFIN20071028_145712_000000362062_00483_29595_8316.N1	28-OCT-2007 14:57:12	Bright	36.000	76	27Gam Cas	2.3000	30000.	72	29595	No
135	GOM_NL__2PRFIN20071028_150514_000000342062_00483_29595_8317.N1	28-OCT-2007 15:05:14	Bright	34.000	49	1Alp UMi	1.9900	6300.0	68	29595	No
136	GOM_NL__2PRFIN20071028_151326_000000372062_00483_29595_8318.N1	28-OCT-2007 15:13:26	Bright	37.000	36	50Alp UMa	1.8000	6300.0	74	29595	No
137	GOM_NL__2PRFIN20071028_151502_000000382062_00483_29595_8319.N1	28-OCT-2007 15:15:02	Bright	37.500	82	48Bet UMa	2.3650	10600.	75	29595	No
138	GOM_NL__2PRFIN20071028_151838_000000392062_00483_29595_8320.N1	28-OCT-2007 15:18:38	Bright	38.500	174	52Psi UMa	3.0040	4400.0	77	29595	No
139	GOM_NL__2PRFIN20071028_152549_000000552062_00483_29595_8321.N1	28-OCT-2007 15:25:49	Bright	55.000	96	68Del Leo	2.5600	9300.0	110	29595	No
140	GOM_NL__2PRFIN20071028_154740_000000522062_00483_29595_8322.N1	28-OCT-2007 15:47:40	Dark	51.500	65	Lam Vel	2.2040	4400.0	103	29595	No
141	GOM_NL__2PRFIN20071028_154908_000000382062_00484_29596_8321.N1	28-OCT-2007 15:49:08	Dark	38.000	91	Kap Vel	2.4900	26000.	76	29596	No
142	GOM_NL__2PRFIN20071028_155113_000000472062_00484_29596_8322.N1	28-OCT-2007 15:51:13	Dark	47.000	34	Gam2Vel	1.7930	23000.	94	29596	No
143	GOM_NL__2PRFIN20071028_155647_000000472062_00484_29596_8323.N1	28-OCT-2007 15:56:47	Dark	46.500	2	Alp Car	-0.73600	7000.0	93	29596	No
144	GOM_NL__2PRFIN20071028_160727_000000412062_00484_29596_8324.N1	28-OCT-2007 16:07:27	Straylight	40.500	157	The1Eri	2.9060	9300.0	81	29596	No
145	GOM_NL__2PRFIN20071028_162650_000000412062_00484_29596_8325.N1	28-OCT-2007 16:26:50	Bright	41.000	105	6Bet Ari	2.6450	8900.0	82	29596	No
146	GOM_NL__2PRFIN20071028_163044_000000372062_00484_29596_8326.N1	28-OCT-2007 16:30:44	Bright	36.500	53	43Bet And	2.0480	3300.0	73	29596	No
147	GOM_NL__2PRFIN20071028_163324_000000412062_00484_29596_8327.N1	28-OCT-2007 16:33:24	Bright	41.000	73	57Gam1And	2.2600	13100.	82	29596	No
148	GOM_NL__2PRFIN20071028_163633_000000372062_00484_29596_8328.N1	28-OCT-2007 16:36:33	Bright	36.500	68	18Alp Cas	2.2250	4500.0	73	29596	No
149	GOM_NL__2PRFIN20071028_163747_000000352062_00484_29596_8329.N1	28-OCT-2007 16:37:47	Bright	35.000	76	27Gam Cas	2.3000	30000.	70	29596	No
150	GOM_NL__2PRFIN20071028_164550_000000372062_00484_29596_8330.N1	28-OCT-2007 16:45:50	Bright	36.500	49	1Alp UMi	1.9900	6300.0	73	29596	No
151	GOM_NL__2PRFIN20071028_165402_000000362062_00484_29596_8331.N1	28-OCT-2007 16:54:02	Bright	35.500	36	50Alp UMa	1.8000	6300.0	71	29596	No
152	GOM_NL__2PRFIN20071028_165538_000000552062_00484_29596_8332.N1	28-OCT-2007 16:55:38	Bright	55.000	82	48Bet UMa	2.3650	10600.	110	29596	No
153	GOM_NL__2PRFIN20071028_165914_000000552062_00484_29596_8333.N1	28-OCT-2007 16:59:14	Bright	55.000	174	52Psi UMa	3.0040	4400.0	110	29596	No
154	GOM_NL__2PRFIN20071028_170625_000000362062_00484_29596_8334.N1	28-OCT-2007 17:06:25	Bright	36.000	96	68Del Leo	2.5600	9300.0	72	29596	No
155	GOM_NL__2PRFIN20071028_172817_000000572062_00484_29596_8335.N1	28-OCT-2007 17:28:17	Dark	56.500	65	Lam Vel	2.2040	4400.0	113	29596	No
156	GOM_NL__2PRFIN20071028_172944_000000392062_00485_29597_8331.N1	28-OCT-2007 17:29:44	Dark	38.500	91	Kap Vel	2.4900	26000.	77	29597	No
157	GOM_NL__2PRFIN20071028_173150_000000452062_00485_29597_8332.N1	28-OCT-2007 17:31:50	Dark	45.000	34	Gam2Vel	1.7930	23000.	90	29597	No
158	GOM_NL__2PRFIN20071028_173724_000000482062_00485_29597_8333.N1	28-OCT-2007 17:37:24	Dark	47.500	2	Alp Car	-0.73600	7000.0	95	29597	No
159	GOM_NL__2PRFIN20071028_174804_000000432062_00485_29597_8334.N1	28-OCT-2007 17:48:04	Straylight	42.500	157	The1Eri	2.9060	9300.0	85	29597	No
160	GOM_NL__2PRFIN20071028_180725_000000412062_00485_29597_8335.N1	28-OCT-2007 18:07:25	Bright	41.000	105	6Bet Ari	2.6450	8900.0	82	29597	No

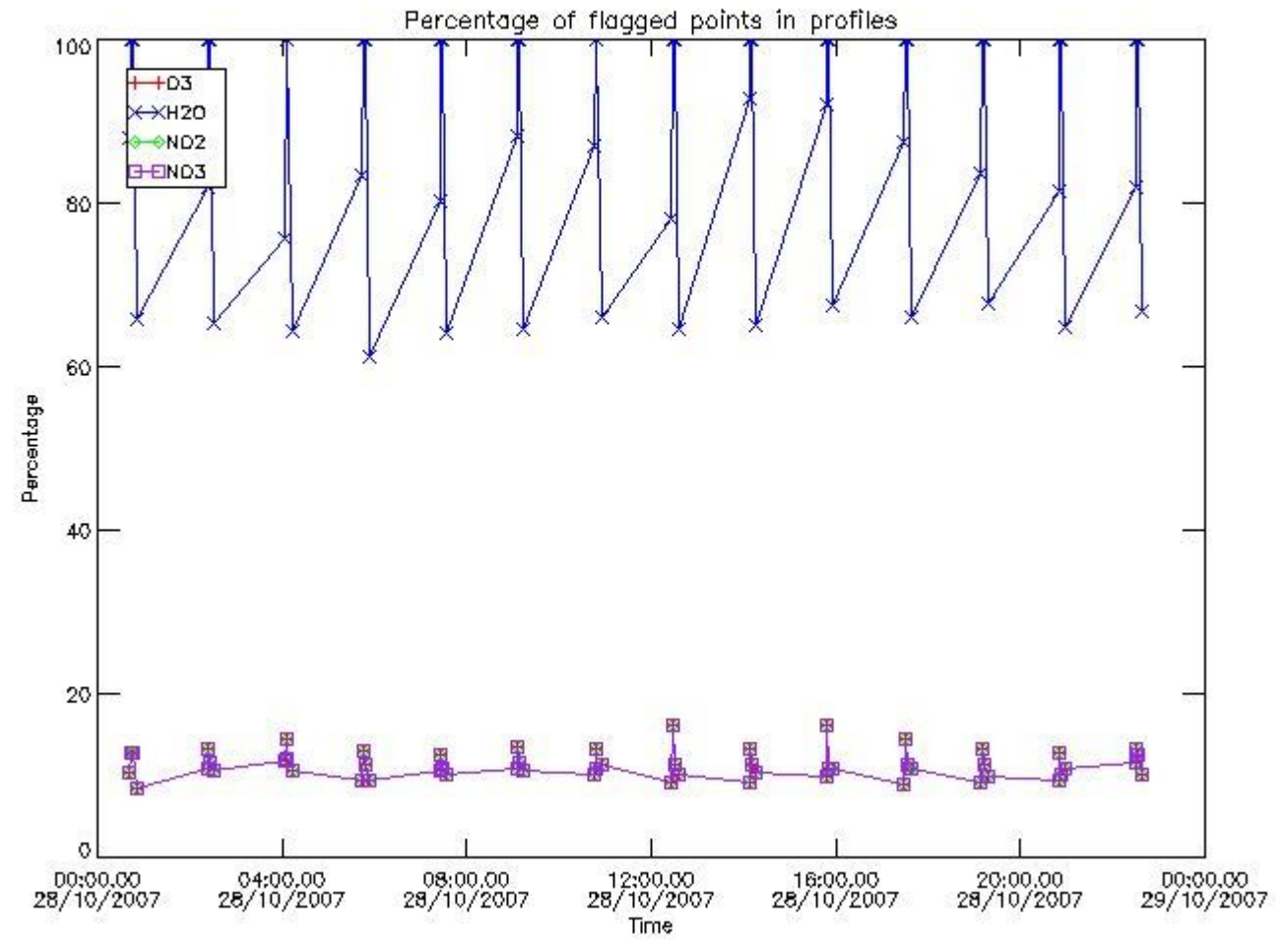
161	GOM_NL__2PRFIN20071028_181119_000000362062_00485_29597_8336.N1	28-OCT-2007 18:11:19	Bright	36.000	53	43Bet And	2.0480	3300.0	72	29597	No
162	GOM_NL__2PRFIN20071028_181400_000000402062_00485_29597_8337.N1	28-OCT-2007 18:14:00	Bright	39.500	73	57Gam1And	2.2600	13100.	79	29597	No
163	GOM_NL__2PRFIN20071028_181709_000000382062_00485_29597_8338.N1	28-OCT-2007 18:17:09	Bright	37.500	68	18Alp Cas	2.2250	4500.0	75	29597	No
164	GOM_NL__2PRFIN20071028_181823_000000372062_00485_29597_8339.N1	28-OCT-2007 18:18:23	Bright	37.000	76	27Gam Cas	2.3000	30000.	74	29597	No
165	GOM_NL__2PRFIN20071028_182626_000000362062_00485_29597_8340.N1	28-OCT-2007 18:26:26	Bright	36.000	49	1Alp UMi	1.9900	6300.0	72	29597	No
166	GOM_NL__2PRFIN20071028_183437_000000352062_00485_29597_8341.N1	28-OCT-2007 18:34:37	Bright	35.000	36	50Alp UMa	1.8000	6300.0	70	29597	No
167	GOM_NL__2PRFIN20071028_183613_000000362062_00485_29597_8342.N1	28-OCT-2007 18:36:13	Bright	36.000	82	48Bet UMa	2.3650	10600.	72	29597	No
168	GOM_NL__2PRFIN20071028_183950_000000382062_00485_29597_8343.N1	28-OCT-2007 18:39:50	Bright	37.500	174	52Psi UMa	3.0040	4400.0	75	29597	No
169	GOM_NL__2PRFIN20071028_184702_000000372062_00485_29597_8344.N1	28-OCT-2007 18:47:02	Bright	36.500	96	68Del Leo	2.5600	9300.0	73	29597	No
170	GOM_NL__2PRFIN20071028_190854_000000552062_00485_29597_8345.N1	28-OCT-2007 19:08:54	Dark	55.000	65	Lam Vel	2.2040	4400.0	110	29597	No
171	GOM_NL__2PRFIN20071028_191021_000000392062_00486_29598_8349.N1	28-OCT-2007 19:10:21	Dark	38.500	91	Kap Vel	2.4900	26000.	77	29598	No
172	GOM_NL__2PRFIN20071028_191227_000000452062_00486_29598_8350.N1	28-OCT-2007 19:12:27	Dark	45.000	34	Gam2Vel	1.7930	23000.	90	29598	No
173	GOM_NL__2PRFIN20071028_191800_000000512062_00486_29598_8351.N1	28-OCT-2007 19:18:00	Dark	51.000	2	Alp Car	-0.73600	7000.0	102	29598	No
174	GOM_NL__2PRFIN20071028_192840_000000422062_00486_29598_8352.N1	28-OCT-2007 19:28:40	Straylight	41.500	157	The1Eri	2.9060	9300.0	83	29598	No
175	GOM_NL__2PRFIN20071028_194801_000000402062_00486_29598_8353.N1	28-OCT-2007 19:48:01	Bright	39.500	105	6Bet Ari	2.6450	8900.0	79	29598	No
176	GOM_NL__2PRFIN20071028_195155_000000382062_00486_29598_8354.N1	28-OCT-2007 19:51:55	Bright	38.000	53	43Bet And	2.0480	3300.0	76	29598	No
177	GOM_NL__2PRFIN20071028_195435_000000402062_00486_29598_8355.N1	28-OCT-2007 19:54:35	Bright	39.500	73	57Gam1And	2.2600	13100.	79	29598	No
178	GOM_NL__2PRFIN20071028_195745_000000372062_00486_29598_8356.N1	28-OCT-2007 19:57:45	Bright	37.000	68	18Alp Cas	2.2250	4500.0	74	29598	No
179	GOM_NL__2PRFIN20071028_195859_000000362062_00486_29598_8357.N1	28-OCT-2007 19:58:59	Bright	36.000	76	27Gam Cas	2.3000	30000.	72	29598	No
180	GOM_NL__2PRFIN20071028_200701_000000372062_00486_29598_8358.N1	28-OCT-2007 20:07:01	Bright	37.000	49	1Alp UMi	1.9900	6300.0	74	29598	No
181	GOM_NL__2PRFIN20071028_201513_000000402062_00486_29598_8359.N1	28-OCT-2007 20:15:13	Bright	39.500	36	50Alp UMa	1.8000	6300.0	79	29598	No
182	GOM_NL__2PRFIN20071028_201649_000000382062_00486_29598_8360.N1	28-OCT-2007 20:16:49	Bright	37.500	82	48Bet UMa	2.3650	10600.	75	29598	No
183	GOM_NL__2PRFIN20071028_202026_000000412062_00486_29598_8361.N1	28-OCT-2007 20:20:26	Bright	40.500	174	52Psi UMa	3.0040	4400.0	81	29598	No
184	GOM_NL__2PRFIN20071028_202737_000000362062_00486_29598_8362.N1	28-OCT-2007 20:27:37	Bright	36.000	96	68Del Leo	2.5600	9300.0	72	29598	No
185	GOM_NL__2PRFIN20071028_204931_000000542062_00486_29598_8363.N1	28-OCT-2007 20:49:31	Dark	54.000	65	Lam Vel	2.2040	4400.0	108	29598	No
186	GOM_NL__2PRFIN20071028_205057_000000402062_00487_29599_8360.N1	28-OCT-2007 20:50:57	Dark	40.000	91	Kap Vel	2.4900	26000.	80	29599	No
187	GOM_NL__2PRFIN20071028_205304_000000502062_00487_29599_8361.N1	28-OCT-2007 20:53:04	Dark	50.000	34	Gam2Vel	1.7930	23000.	100	29599	No
188	GOM_NL__2PRFIN20071028_205837_000000472062_00487_29599_8362.N1	28-OCT-2007 20:58:37	Dark	47.000	2	Alp Car	-0.73600	7000.0	94	29599	No
189	GOM_NL__2PRFIN20071028_210916_000000442062_00487_29599_8363.N1	28-OCT-2007 21:09:16	Straylight	43.500	157	The1Eri	2.9060	9300.0	87	29599	No
190	GOM_NL__2PRFIN20071028_212837_000000402062_00487_29599_8364.N1	28-OCT-2007 21:28:37	Bright	39.500	105	6Bet Ari	2.6450	8900.0	79	29599	No
191	GOM_NL__2PRFIN20071028_213231_000000392062_00487_29599_8365.N1	28-OCT-2007 21:32:31	Bright	38.500	53	43Bet And	2.0480	3300.0	77	29599	No
192	GOM_NL__2PRFIN20071028_213511_000000392062_00487_29599_8366.N1	28-OCT-2007 21:35:11	Bright	38.500	73	57Gam1And	2.2600	13100.	77	29599	No
193	GOM_NL__2PRFIN20071028_213821_000000362062_00487_29599_8367.N1	28-OCT-2007 21:38:21	Bright	35.500	68	18Alp Cas	2.2250	4500.0	71	29599	No
194	GOM_NL__2PRFIN20071028_213935_000000362062_00487_29599_8368.N1	28-OCT-2007 21:39:35	Bright	35.500	76	27Gam Cas	2.3000	30000.	71	29599	No
195	GOM_NL__2PRFIN20071028_214737_000000372062_00487_29599_8369.N1	28-OCT-2007 21:47:37	Bright	36.500	49	1Alp UMi	1.9900	6300.0	73	29599	No
196	GOM_NL__2PRFIN20071028_215549_000000402062_00487_29599_8370.N1	28-OCT-2007 21:55:49	Bright	39.500	36	50Alp UMa	1.8000	6300.0	79	29599	No
197	GOM_NL__2PRFIN20071028_215725_000000382062_00487_29599_8371.N1	28-OCT-2007 21:57:25	Bright	37.500	82	48Bet UMa	2.3650	10600.	75	29599	No
198	GOM_NL__2PRFIN20071028_220102_000000352062_00487_29599_8372.N1	28-OCT-2007 22:01:02	Bright	35.000	174	52Psi UMa	3.0040	4400.0	70	29599	No
199	GOM_NL__2PRFIN20071028_220814_000000552062_00487_29599_8373.N1	28-OCT-2007 22:08:14	Bright	54.500	96	68Del Leo	2.5600	9300.0	109	29599	No
200	GOM_NL__2PRFIN20071028_223007_000000452062_00487_29599_8374.N1	28-OCT-2007 22:30:07	Dark	44.500	65	Lam Vel	2.2040	4400.0	89	29599	No
201	GOM_NL__2PRFIN20071028_223134_000000392062_00488_29600_8363.N1	28-OCT-2007 22:31:34	Dark	38.500	91	Kap Vel	2.4900	26000.	77	29600	No
202	GOM_NL__2PRFIN20071028_223340_000000452062_00488_29600_8364.N1	28-OCT-2007 22:33:40	Dark	44.500	34	Gam2Vel	1.7930	23000.	89	29600	No
203	GOM_NL__2PRFIN20071028_223914_000000502062_00488_29600_8365.N1	28-OCT-2007 22:39:14	Dark	50.000	2	Alp Car	-0.73600	7000.0	100	29600	No
204	GOM_NL__2PRFIN20071028_224953_000000402062_00488_29600_8366.N1	28-OCT-2007 22:49:53	Straylight	40.000	157	The1Eri	2.9060	9300.0	80	29600	No
205	GOM_NL__2PRFIN20071028_230912_000000392062_00488_29600_8367.N1	28-OCT-2007 23:09:12	Bright	38.500	105	6Bet Ari	2.6450	8900.0	77	29600	No
206	GOM_NL__2PRFIN20071028_231307_000000392062_00488_29600_8368.N1	28-OCT-2007 23:13:07	Bright	38.500	53	43Bet And	2.0480	3300.0	77	29600	No
207	GOM_NL__2PRFIN20071028_231546_000000412062_00488_29600_8369.N1	28-OCT-2007 23:15:46	Bright	41.000	73	57Gam1And	2.2600	13100.	82	29600	No
208	GOM_NL__2PRFIN20071028_231857_000000362062_00488_29600_8370.N1	28-OCT-2007 23:18:57	Bright	36.000	68	18Alp Cas	2.2250	4500.0	72	29600	No
209	GOM_NL__2PRFIN20071028_232011_000000362062_00488_29600_8371.N1	28-OCT-2007 23:20:11	Bright	35.500	76	27Gam Cas	2.3000	30000.	71	29600	No
210	GOM_NL__2PRFIN20071028_232813_000000342062_00488_29600_8372.N1	28-OCT-2007 23:28:13	Bright	34.000	49	1Alp UMi	1.9900	6300.0	68	29600	No
211	GOM_NL__2PRFIN20071028_233625_000000392062_00488_29600_8373.N1	28-OCT-2007 23:36:25	Bright	39.000	36	50Alp UMa	1.8000	6300.0	78	29600	No
212	GOM_NL__2PRFIN20071028_233801_000000552062_00488_29600_8374.N1	28-OCT-2007 23:38:01	Bright	55.000	82	48Bet UMa	2.3650	10600.	110	29600	No
213	GOM_NL__2PRFIN20071028_234138_000000382062_00488_29600_8375.N1	28-OCT-2007 23:41:38	Bright	37.500	174	52Psi UMa	3.0040	4400.0	75	29600	No
214	GOM_NL__2PRFIN20071028_234850_000000442062_00488_29600_8376.N1	28-OCT-2007 23:48:50	Bright	44.000	96	68Del Leo	2.5600	9300.0	88	29600	No

3. Quality information per product

In this section it is plotted some information contained in the Quality Summary data set of

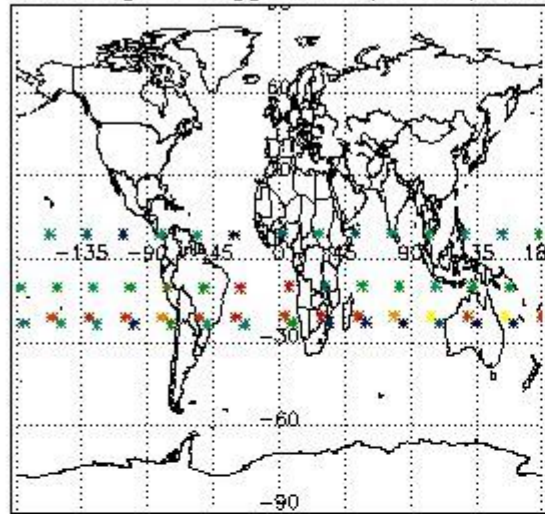
the level 2 products. Only products in dark limb conditions and without errors (error flag in the MPH set to "0") are used.

3.1 Plot quality information per product (time dependant)

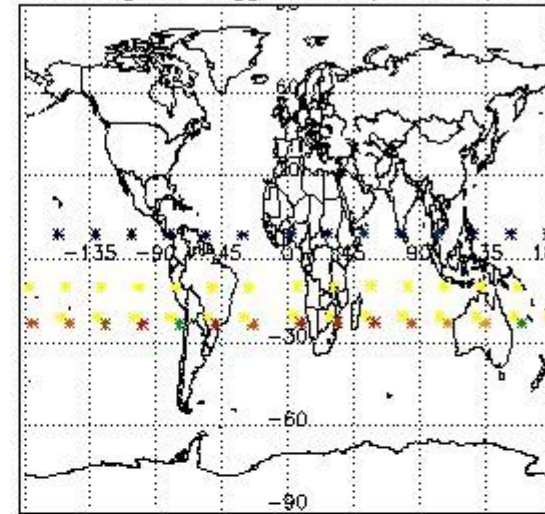


3.2 Plot quality information per product (world map)


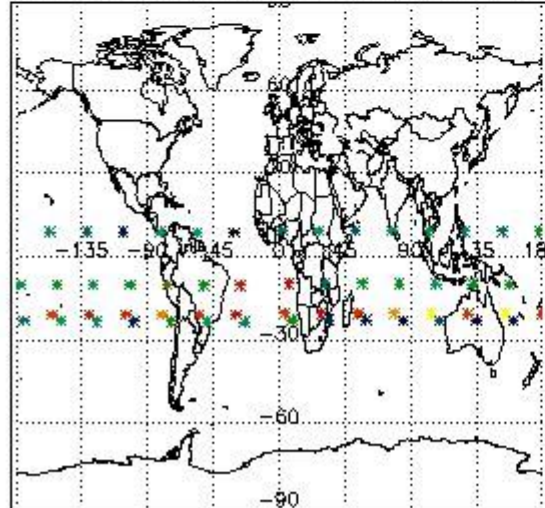
Percentage of flagged data per O3 profile



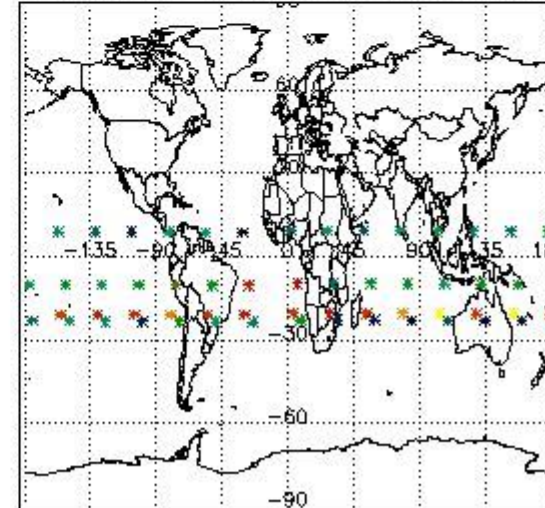
Percentage of flagged data per H2O profile



Percentage of flagged data per NO2 profile



Percentage of flagged data per NO3 profile

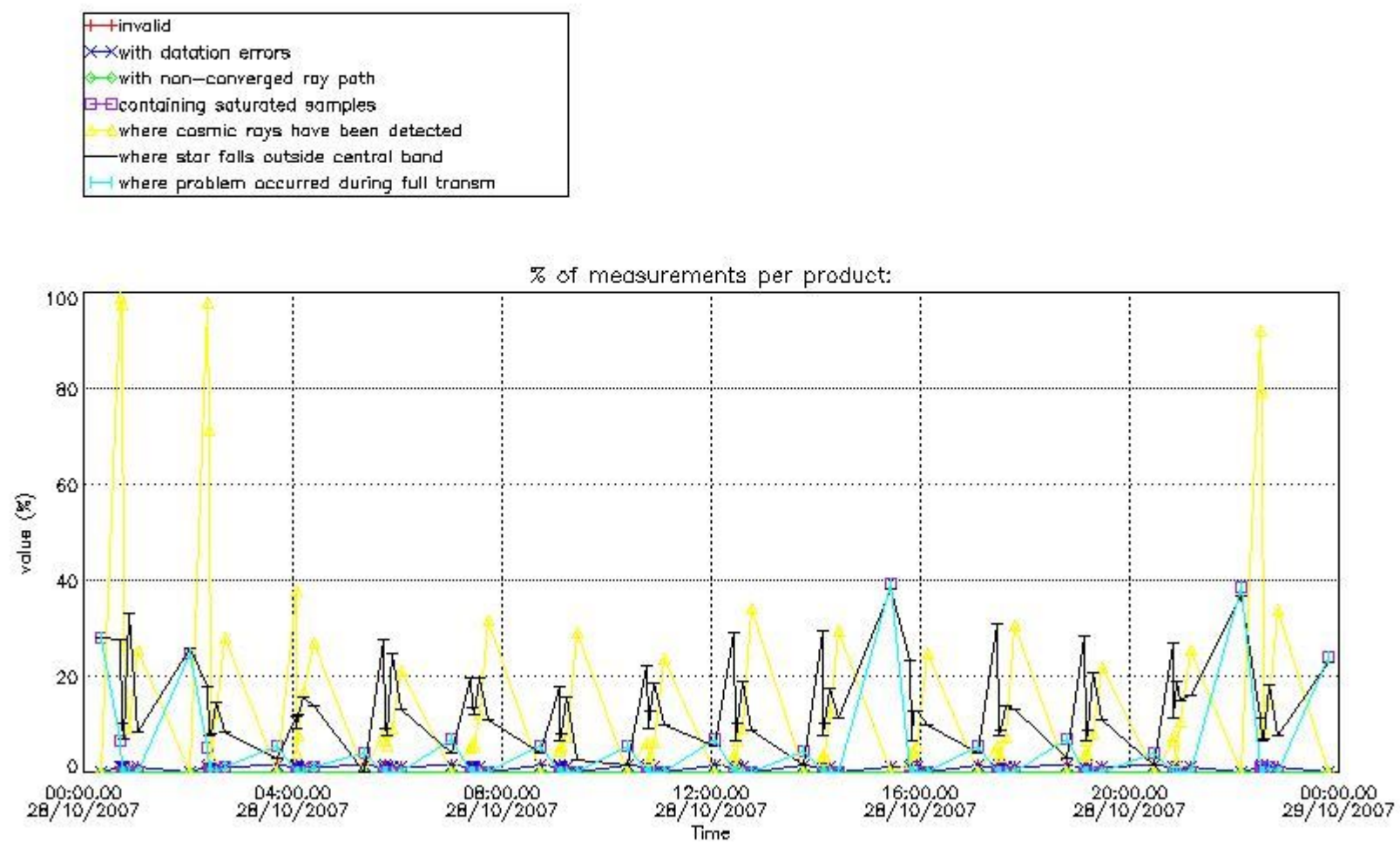


4. Level 1 quality information per product

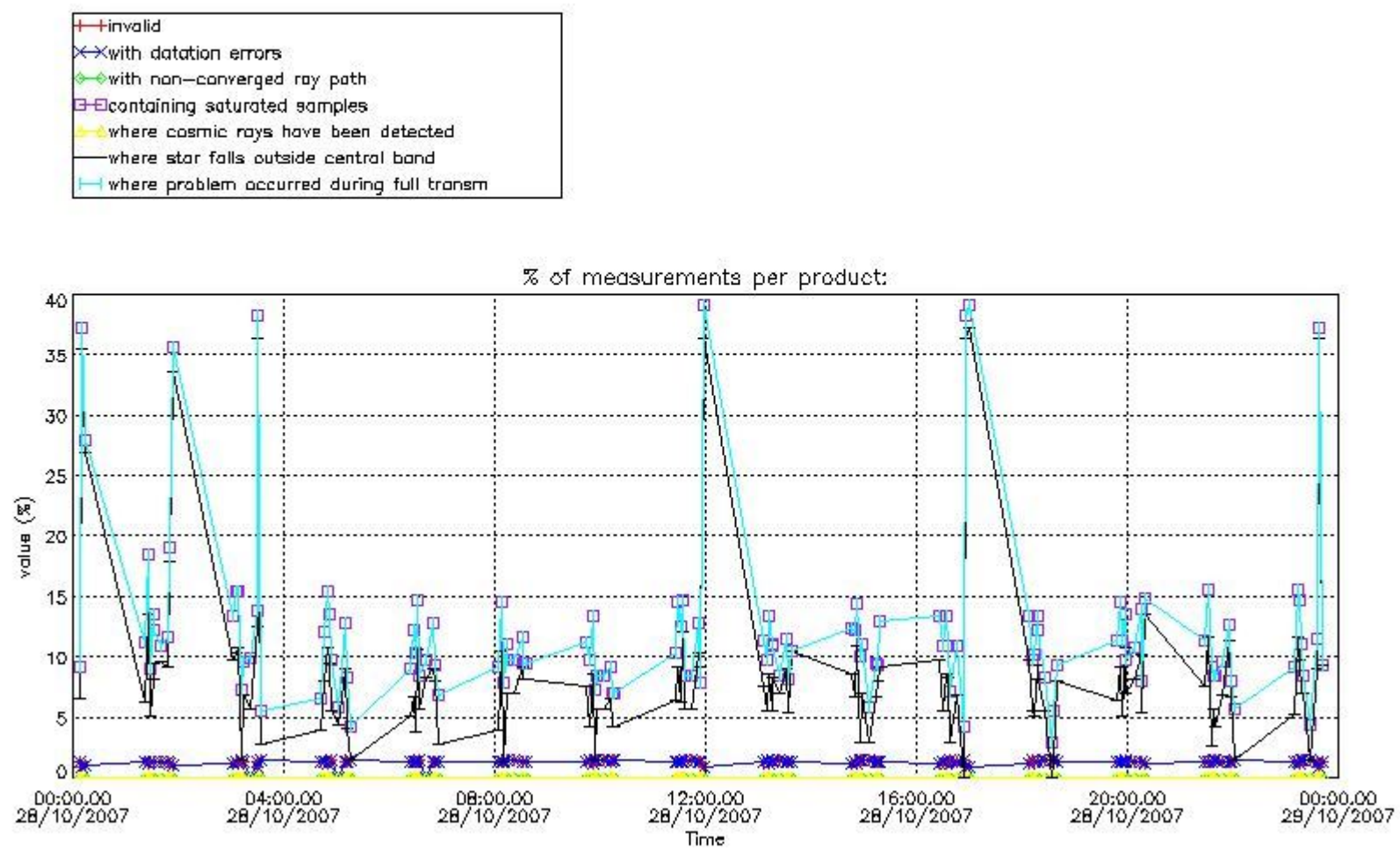
In this section it is plotted some information contained in the Quality Summary data set of the level 2 products that comes from the level 1b processing. Products without errors (error flag in the MPH set to "0") are used.

4.1 Plot quality information per product (time dependant) coming from level 1b processing

4.1.1 Plot level 1 quality information per product (time dependant): ENVISAT ASCENDING passes



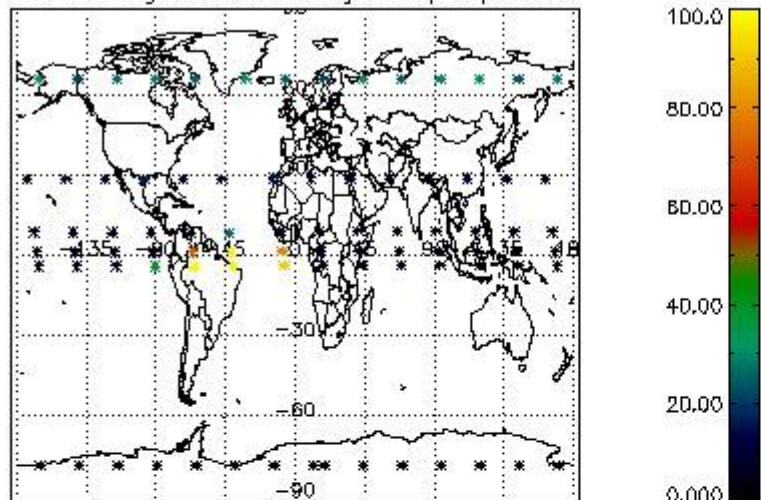
4.1.2 Plot level 1 quality information per product (time dependant): ENVISAT DESCENDING passes



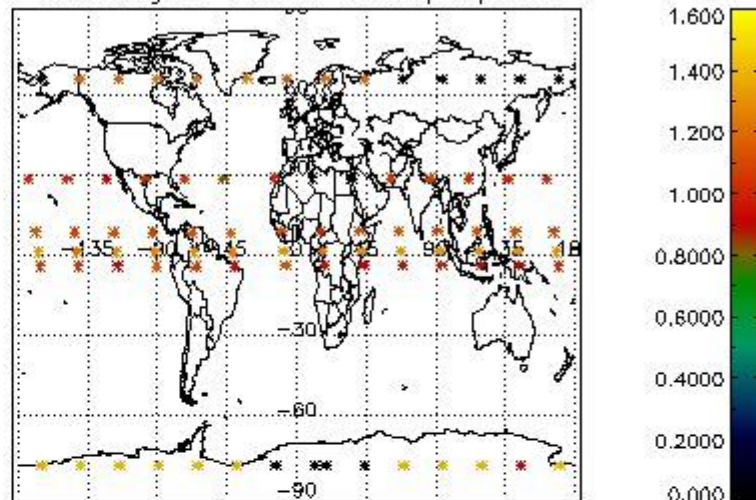
4.2 Plot quality information per product coming from level 1b processing (world map)

4.2.1 Plot level 1 quality information per product (world map): ENVISAT ASCENDING passes

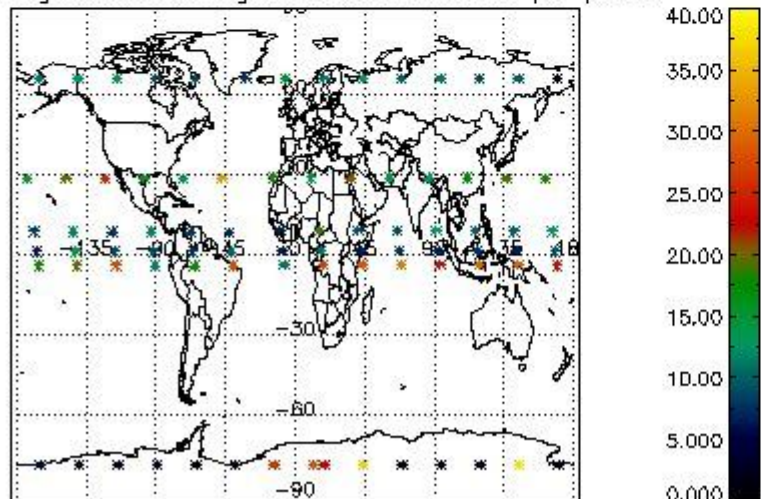
Percentage of cosmic ray hits per profile



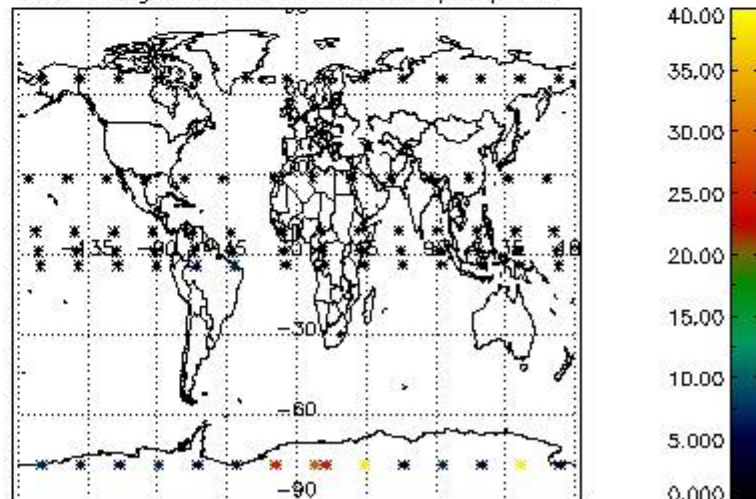
Percentage of datation errors per profile



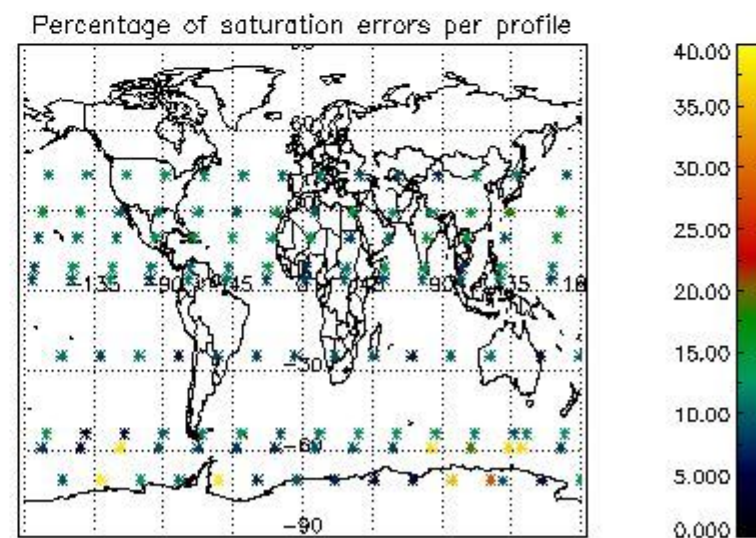
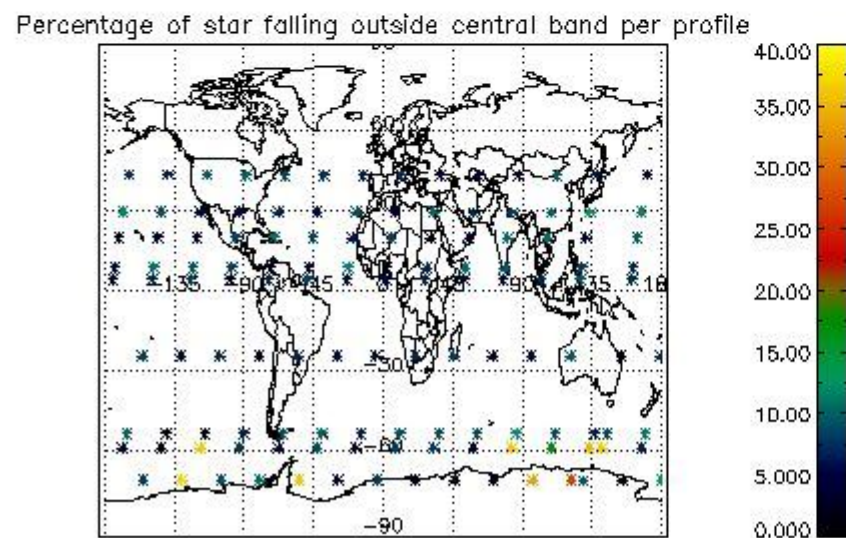
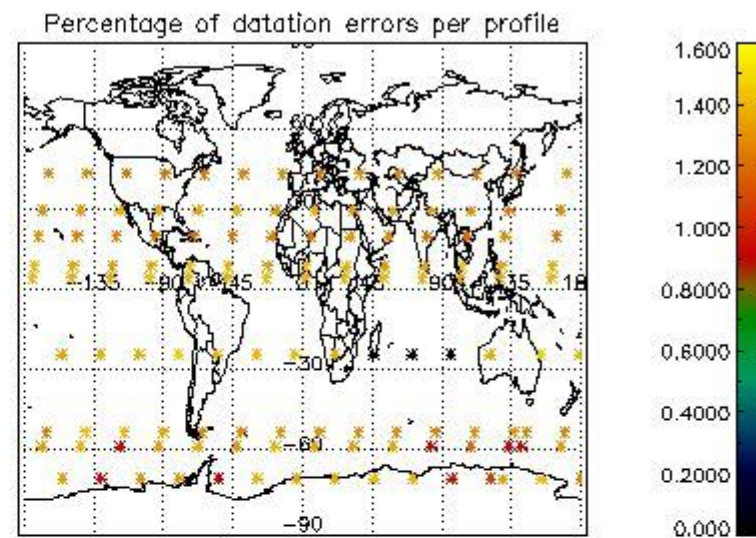
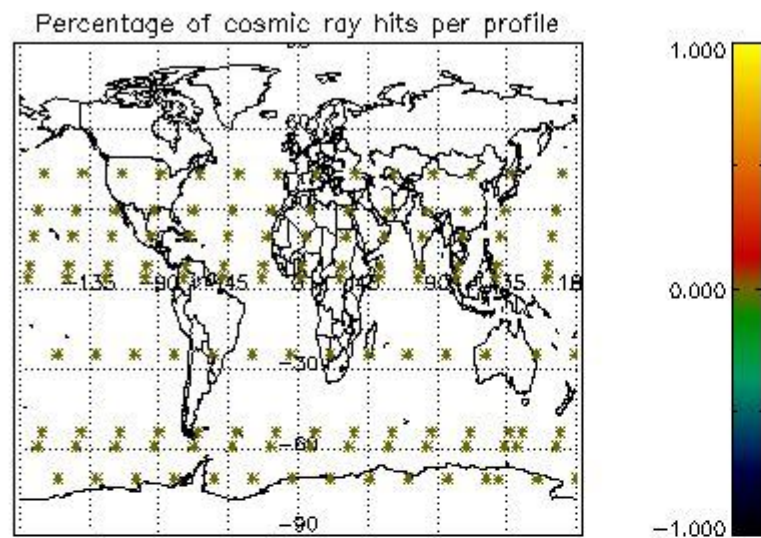
Percentage of star falling outside central band per profile



Percentage of saturation errors per profile



4.2.2 Plot level 1 quality information per product (world map): ENVISAT DESCENDING passes



5. Trace gas profiles

5.1 Ozone statistics based on quality of products

The final quality of the products can be "measured" using the STD (Standard Deviation) attached to every point profile. This information is written to the parameter GOM_NL__2P/NL_LOCAL_SPECIES_DENSITY/o3_std of the level 2 products. The table below shows the statistics for given STD ranges.

The statistics are given with respect to the overall valid production:

- Products without fatal errors: GOM_NL__2P/MPH/PRODUCT_ERR=0
- Valid point profile: GOM_NL__2P/NL_LOCAL_SPECIES_DENSITY/pcd(0)=0

The 'Criteria' is applied to valid points of dark limb products:

- Products in dark limb illumination condition: GOM_NL__2P/NL_SUMMARY_QUALITY/obs_ill_cond=0
- Products without fatal errors: GOM_NL__2P/MPH/PRODUCT_ERR=0
- Valid point profile: GOM_NL__2P/NL_LOCAL_SPECIES_DENSITY/pcd(0)=0

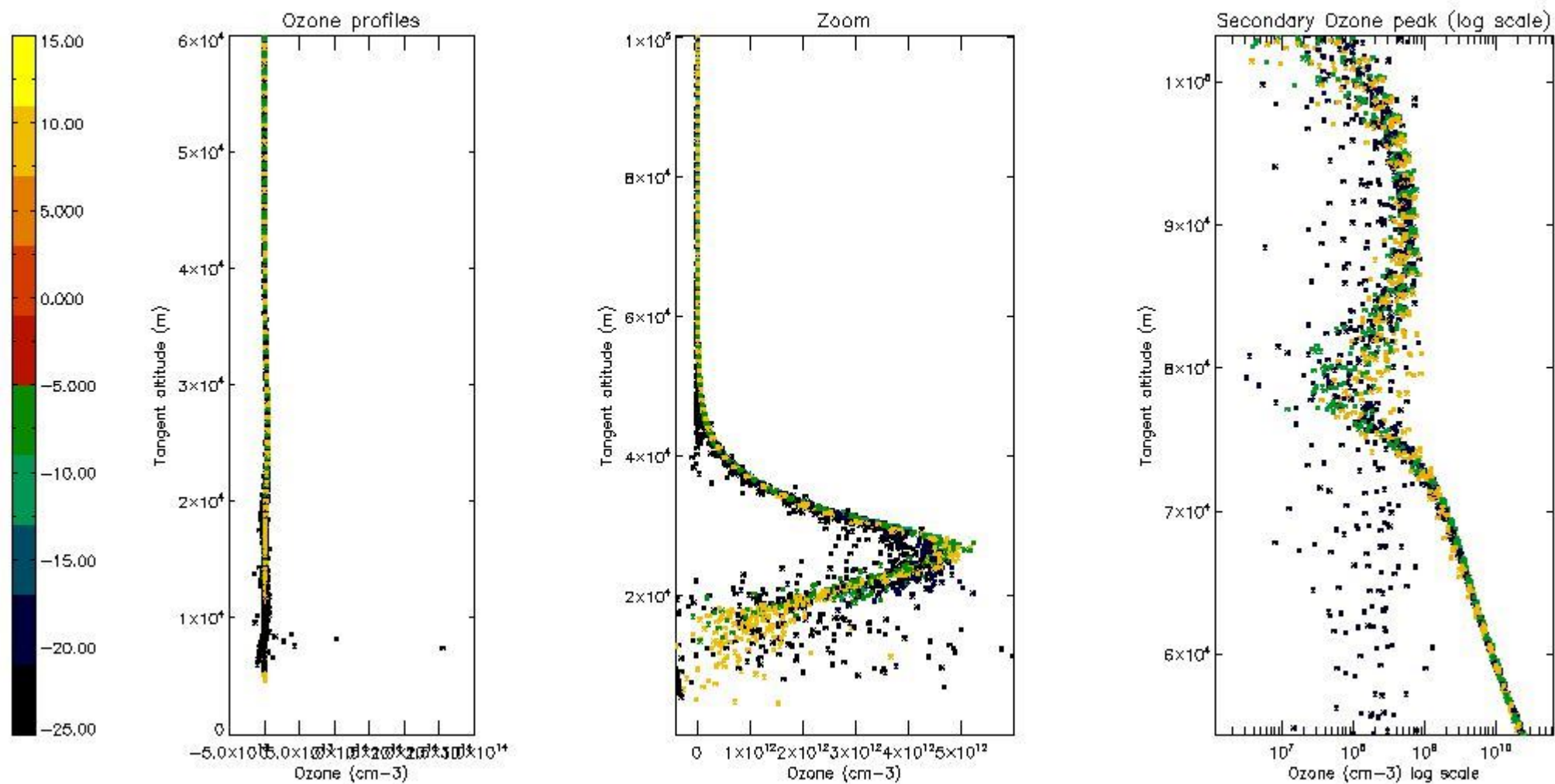
So, the table below shows the percentage of dark limb and valid observations for each criteria with respect to the overall valid daily observations.

Criteria	% of total production
All STD	31
STD < 20	19

STD < 10	16
STD < 5	12

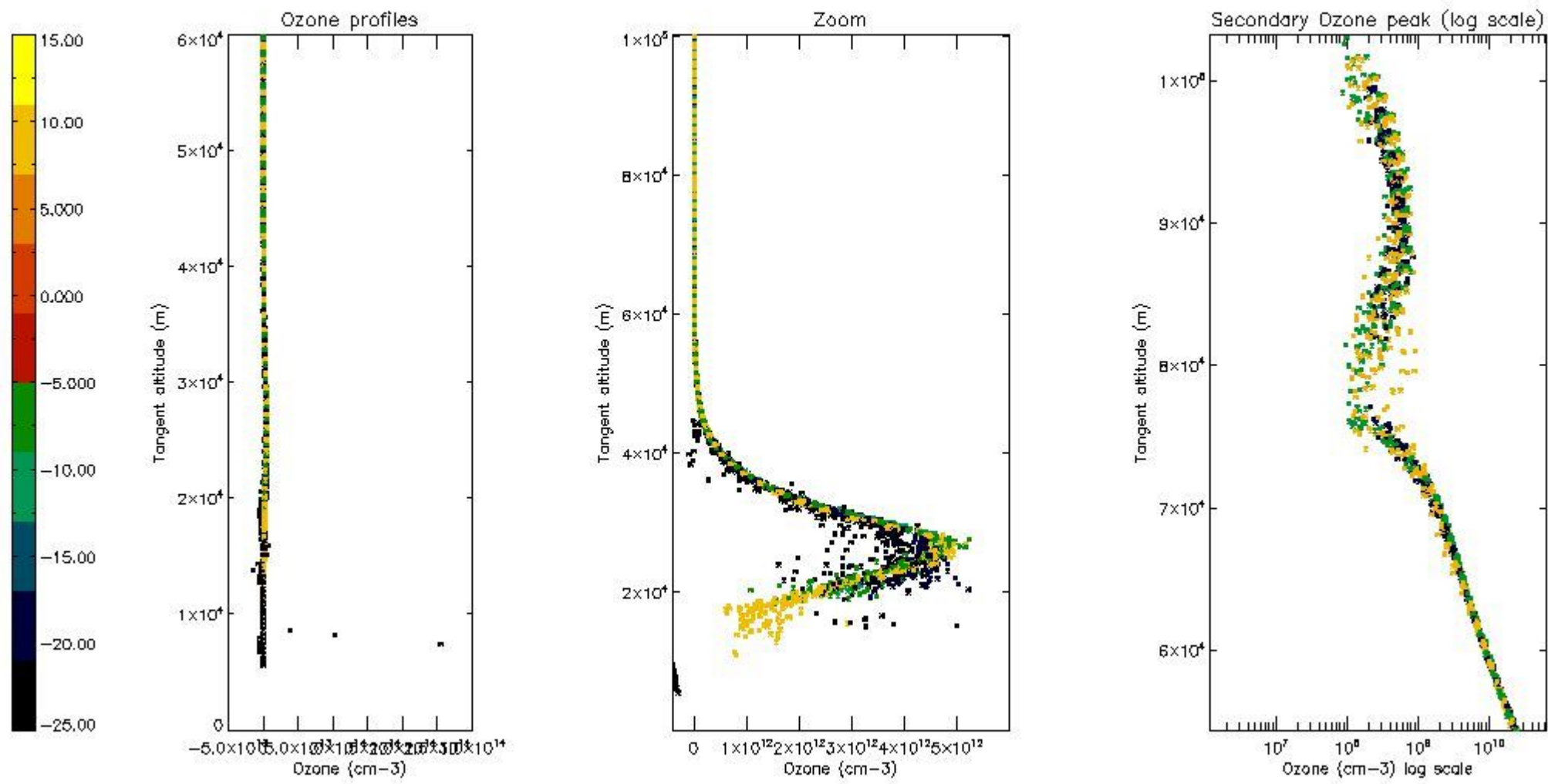
5.2 Plot ozone profiles for all STD (dark without errors)

The colorbar represents the latitude.



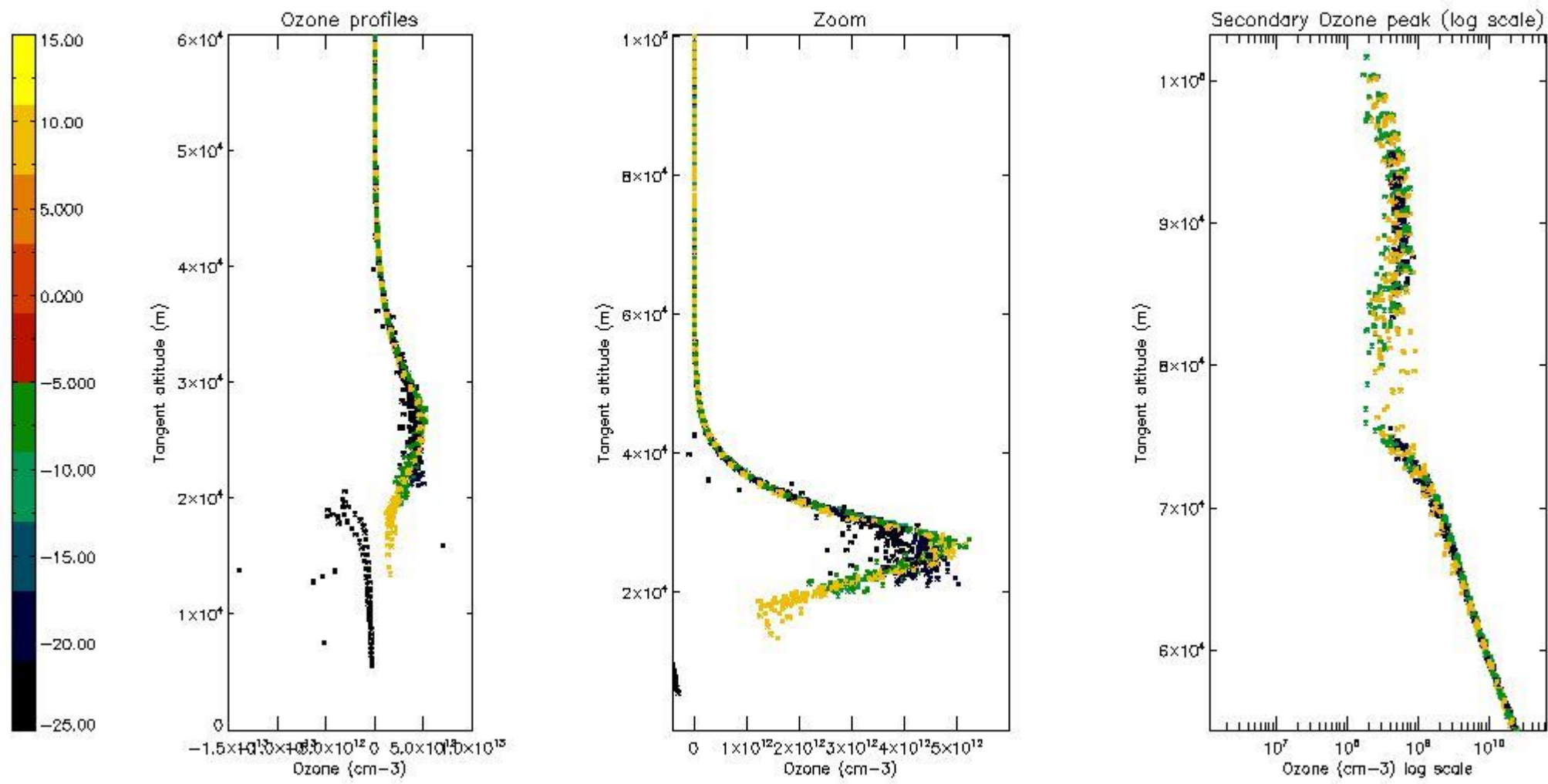
5.3 Plot ozone profiles where STD < 20% (dark without errors)

The colorbar represents the latitude.



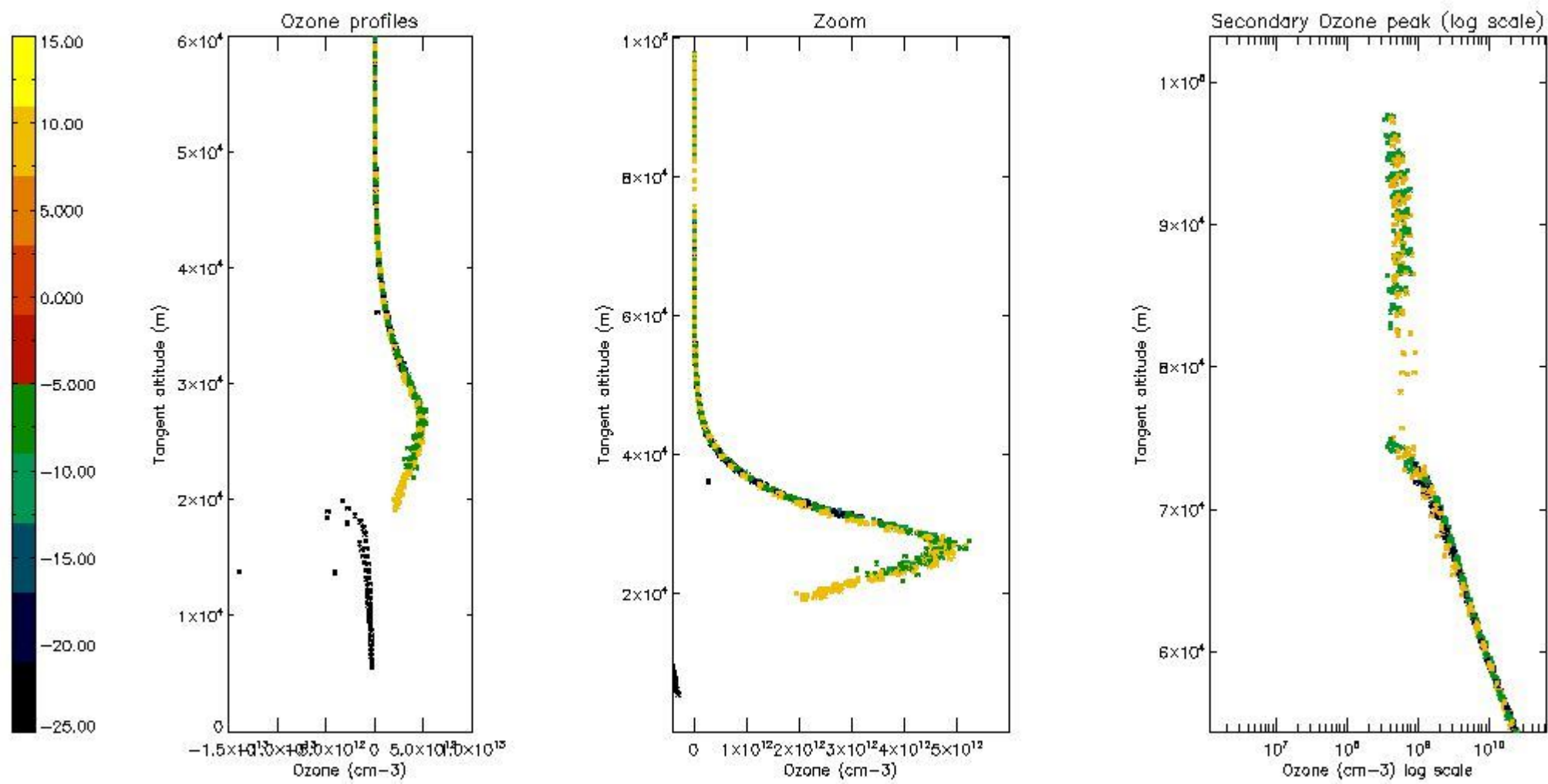
5.4 Plot ozone profiles where STD < 10% (dark without errors)

The colorbar represents the latitude.



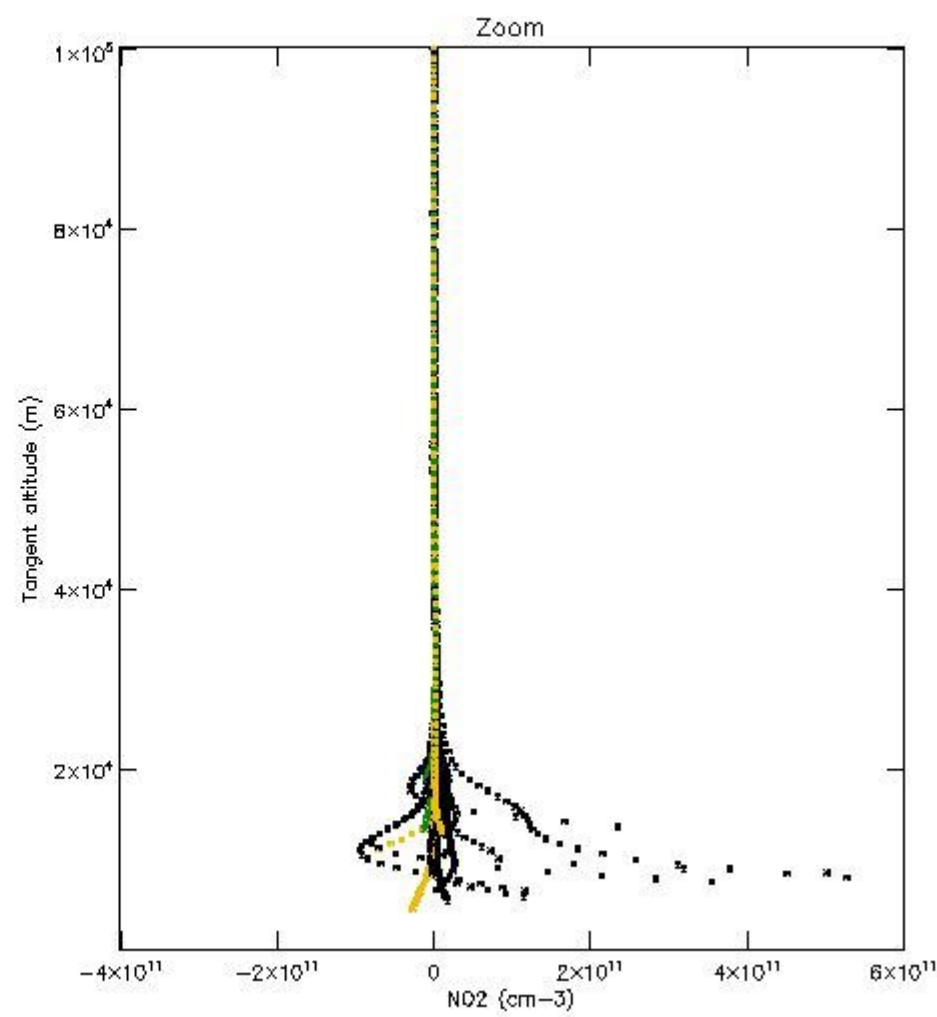
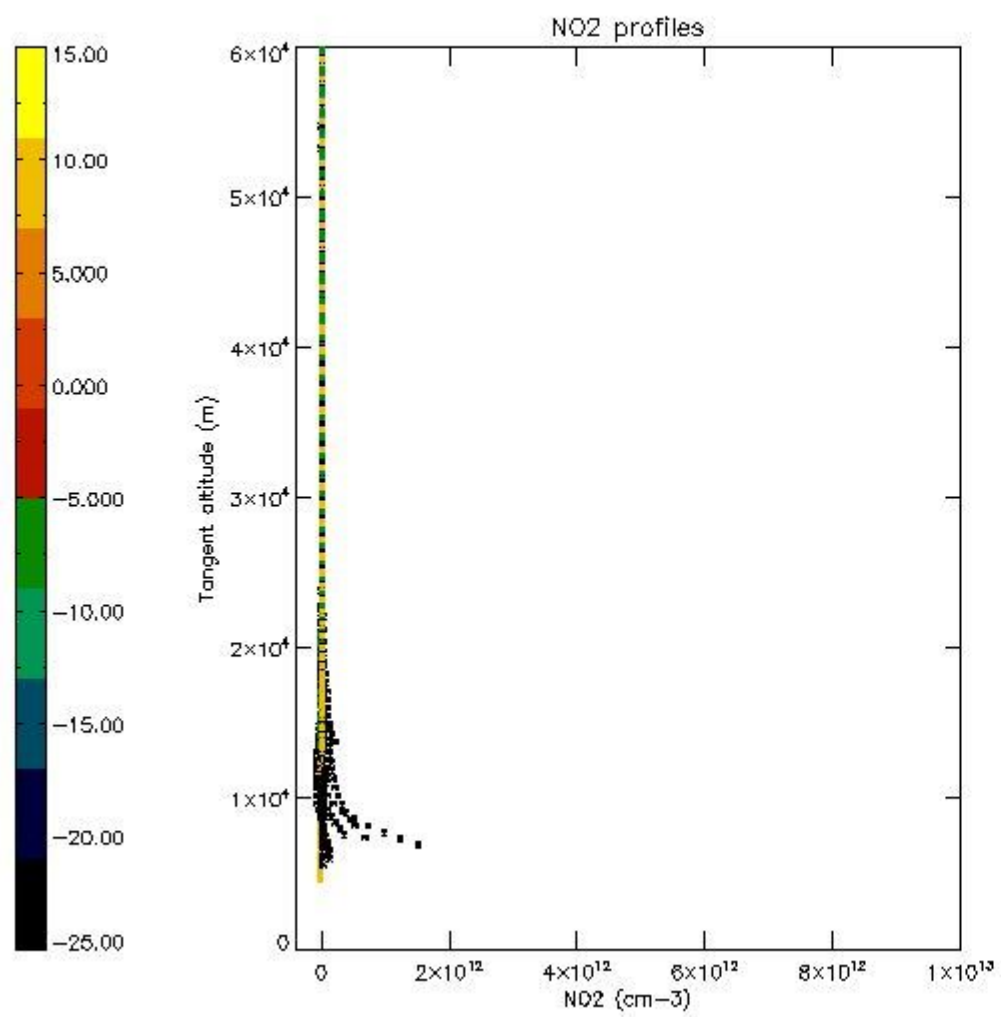
5.5 Plot ozone profiles where STD < 5% (dark without errors)

The colorbar represents the latitude.



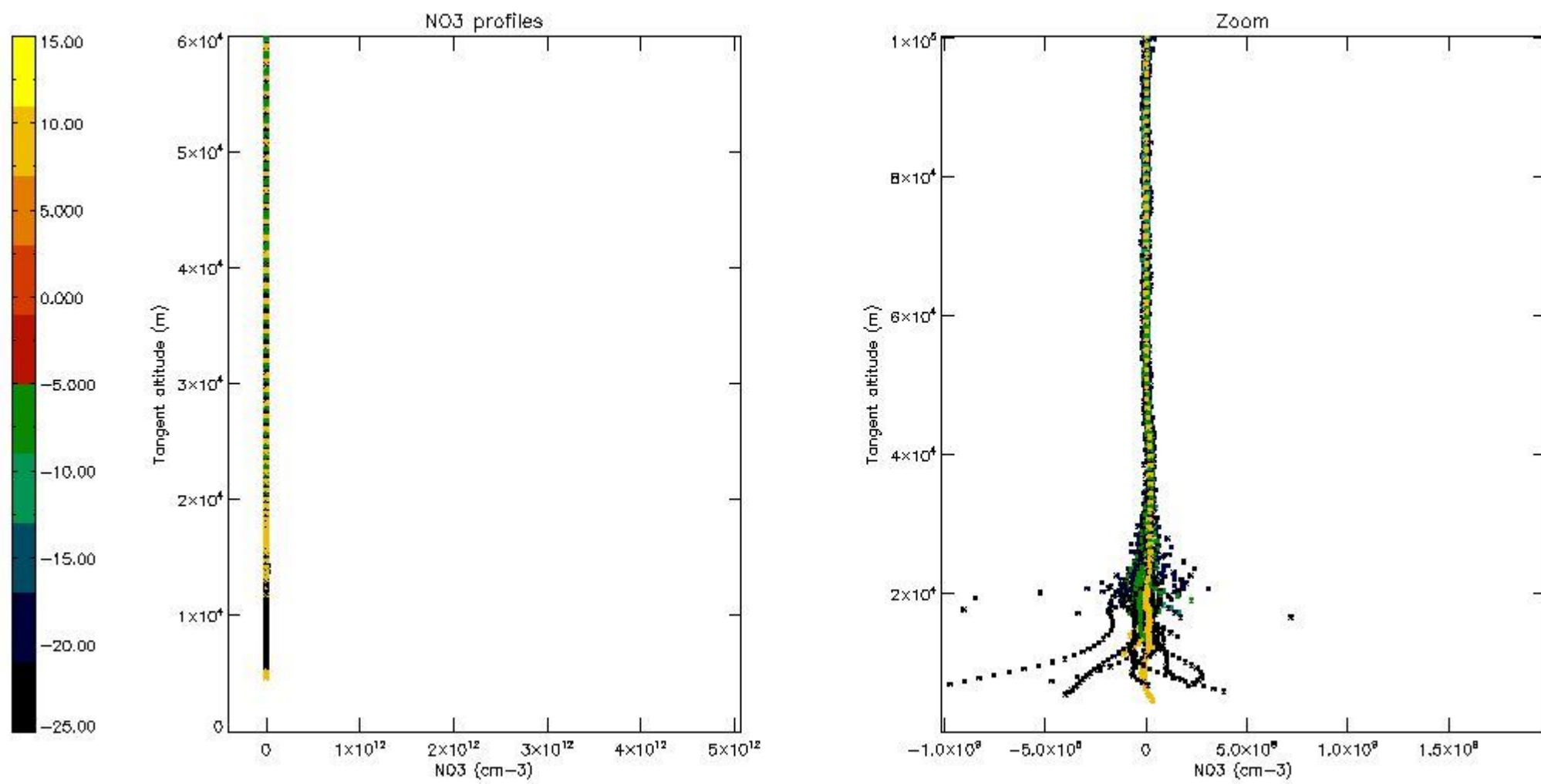
5.6 Plot NO₂ profiles for all STD (dark without errors)

The colorbar represents the latitude.



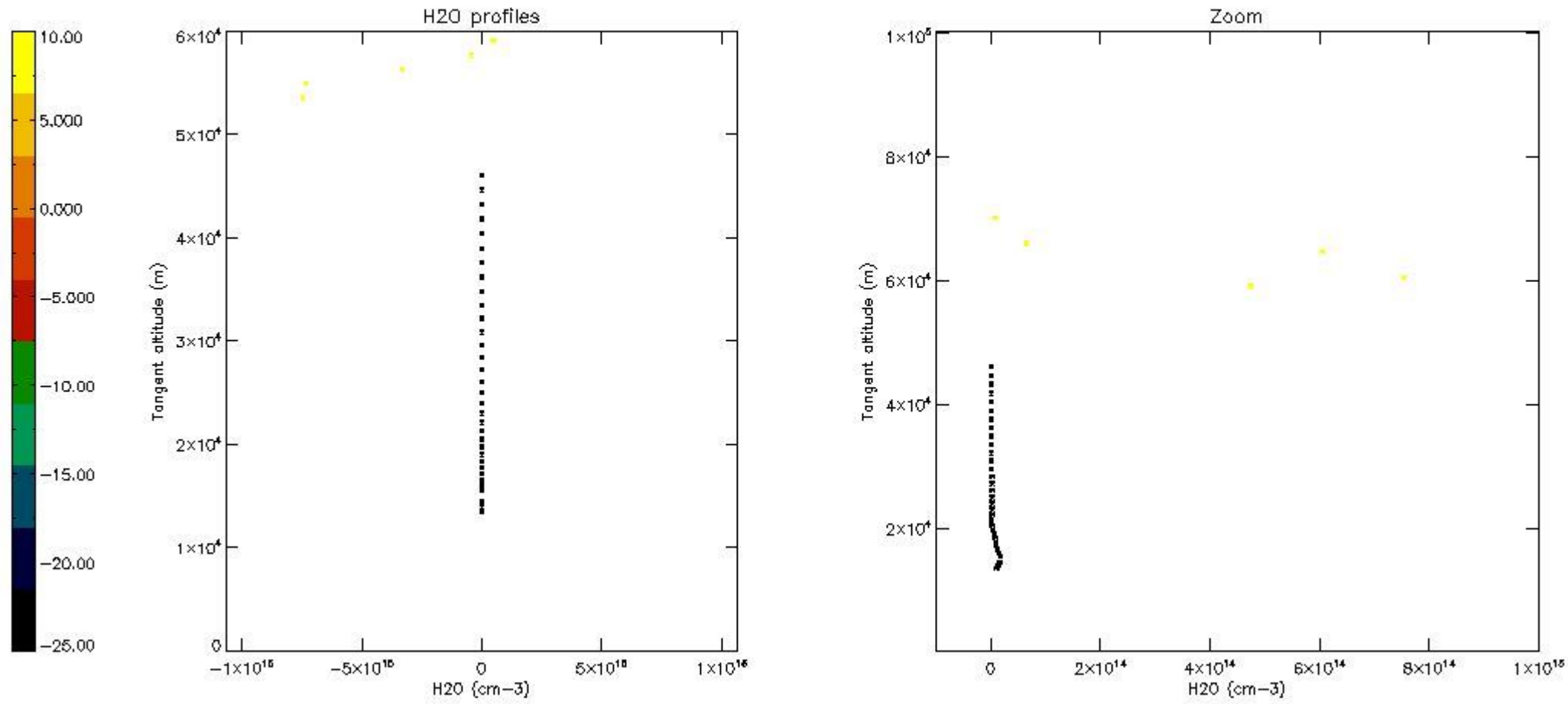
5.7 Plot NO3 profiles for all STD (dark without errors)

The colorbar represents the latitude.



5.8 Plot H2O profiles for all STD (only for occultations of stars 1,2,3,4,13,14,16,26,63 dark without errors)

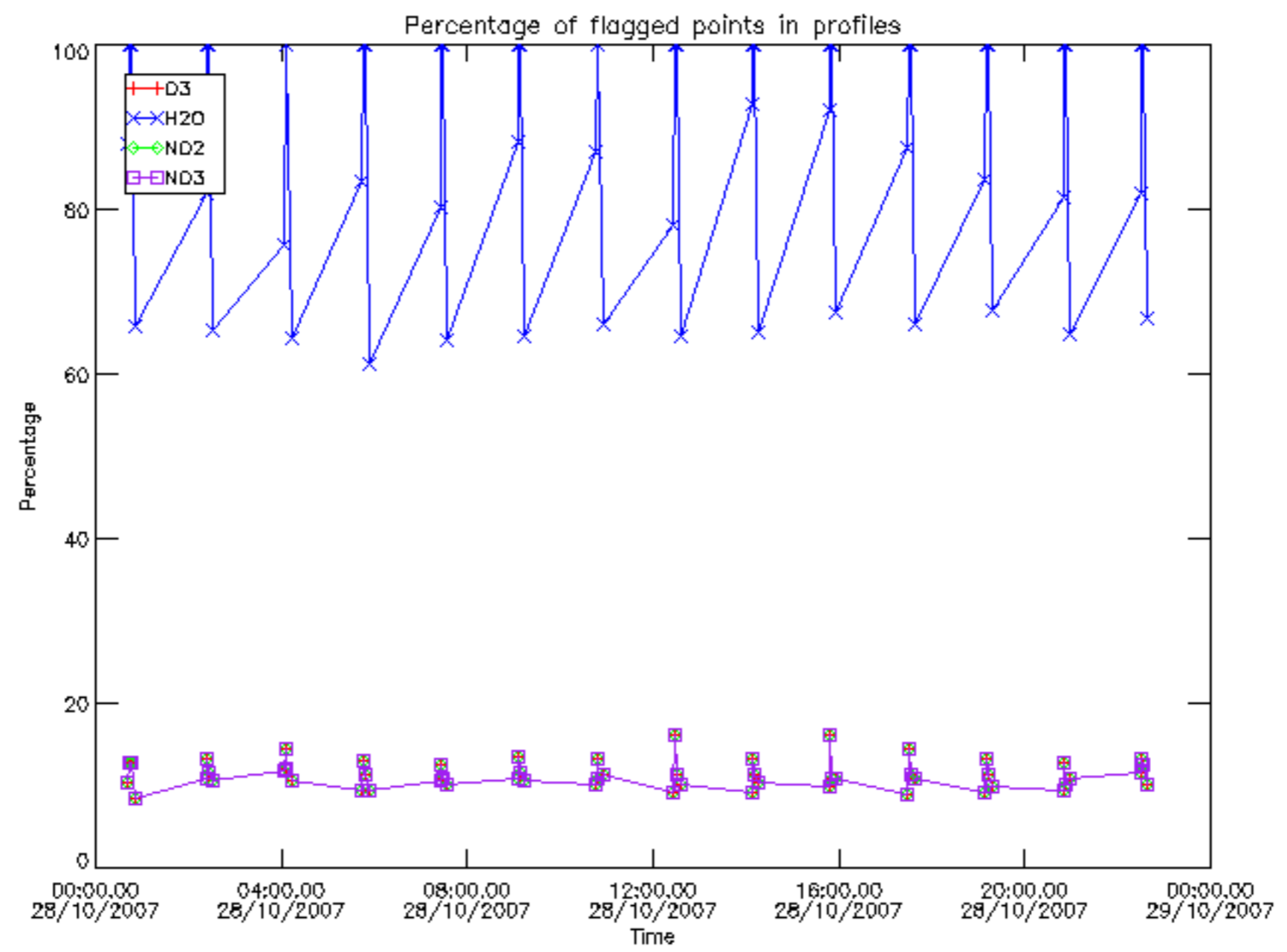
The colorbar represents the latitude.



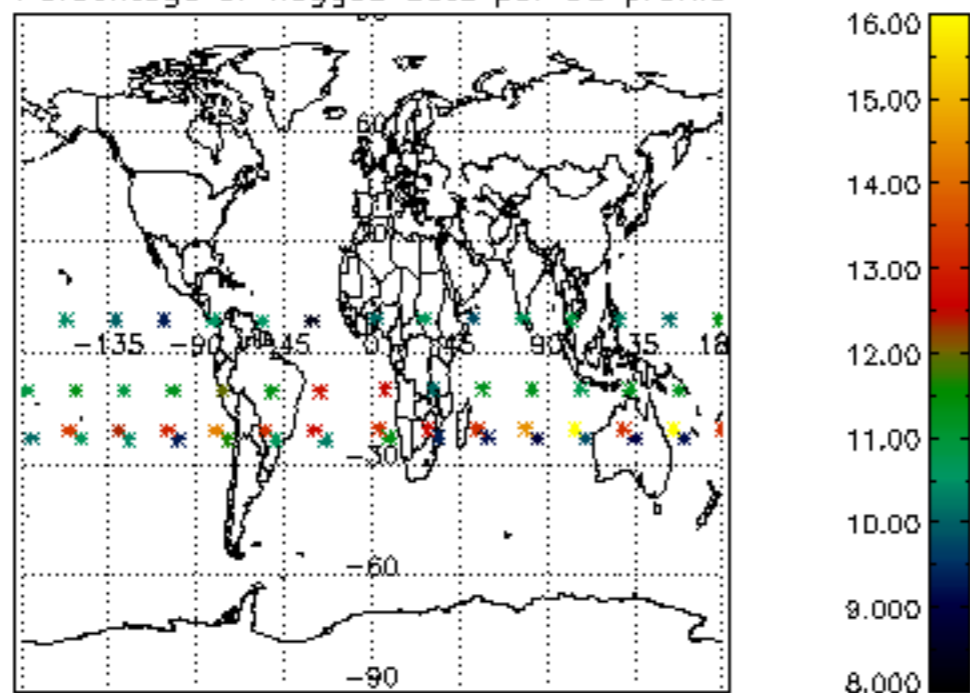
6. Auxiliary Data Files used for the production reported in section 2

The number reported in the third column indicates since which file (see list in section 2) the corresponding auxiliary file has been used. The fourth column is the date of those product files.

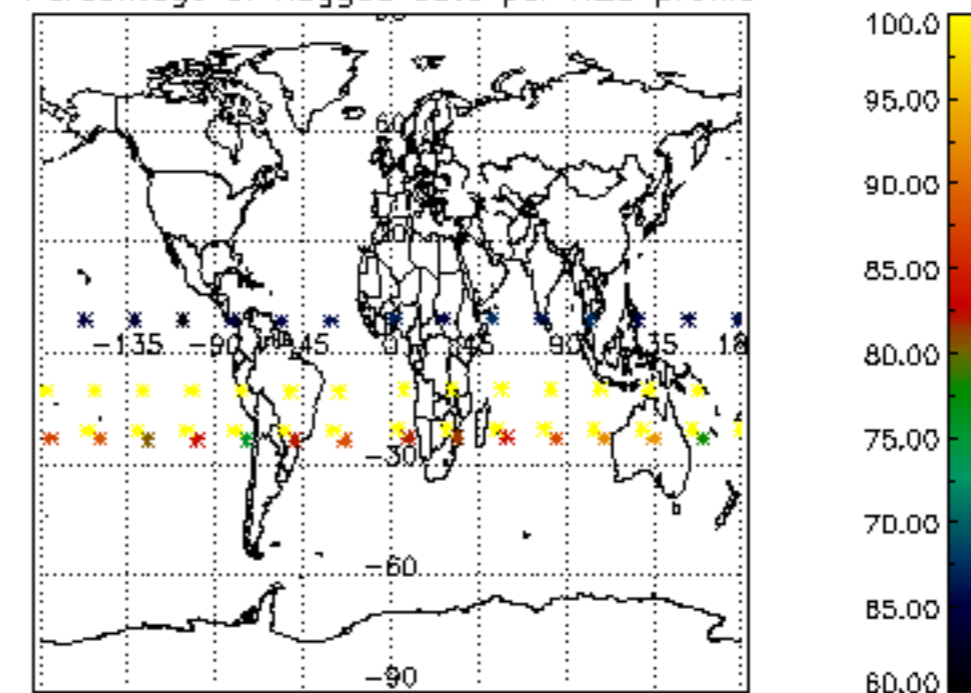
Type	Auxiliary Filename	Used since product	Used since product date
INST_PHYS_CHARACTERISTICS	GOM_INS_AXVIEC20091111_143220_20030716_120000_20500101_000000	1	28-OCT-2007 00:08:03
LEVEL-2_PROC_CONFIG	GOM_PR2_AXVIEC20091111_152718_20020301_000000_20500101_000000	1	28-OCT-2007 00:08:03
CROSS_SECTIONS_FILE	GOM_CRS_AXVIEC20091111_154832_20020301_000000_20500101_000000	1	28-OCT-2007 00:08:03



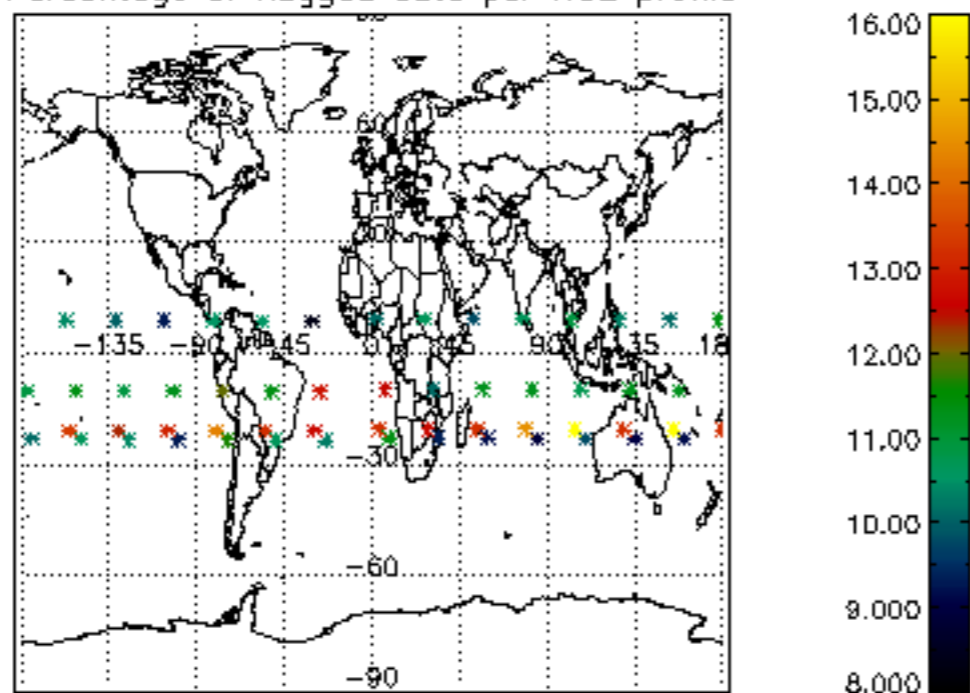
Percentage of flagged data per D3 profile



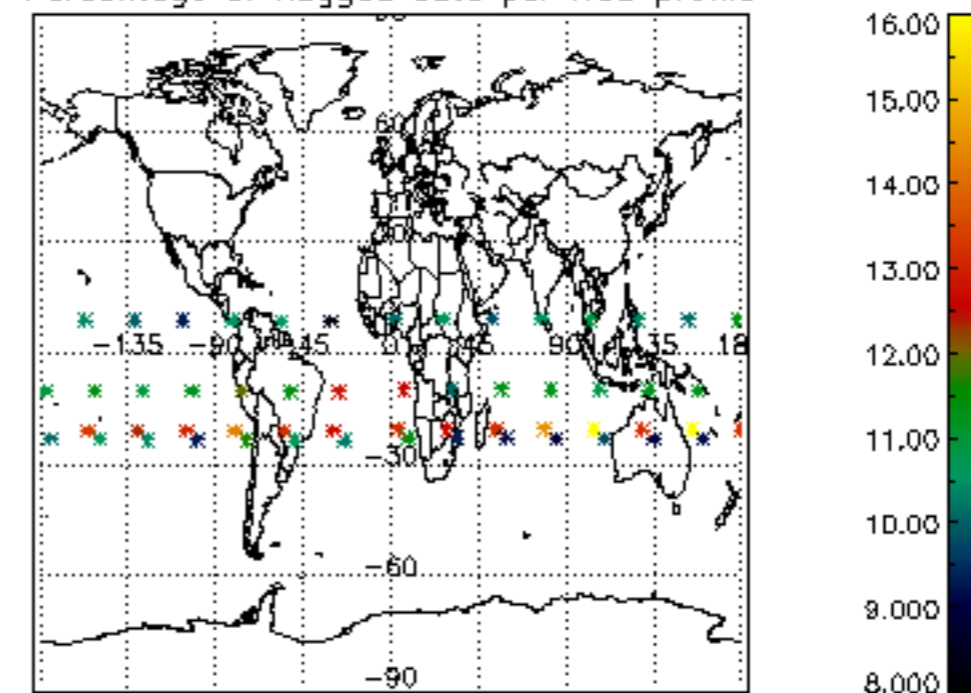
Percentage of flagged data per H2O profile

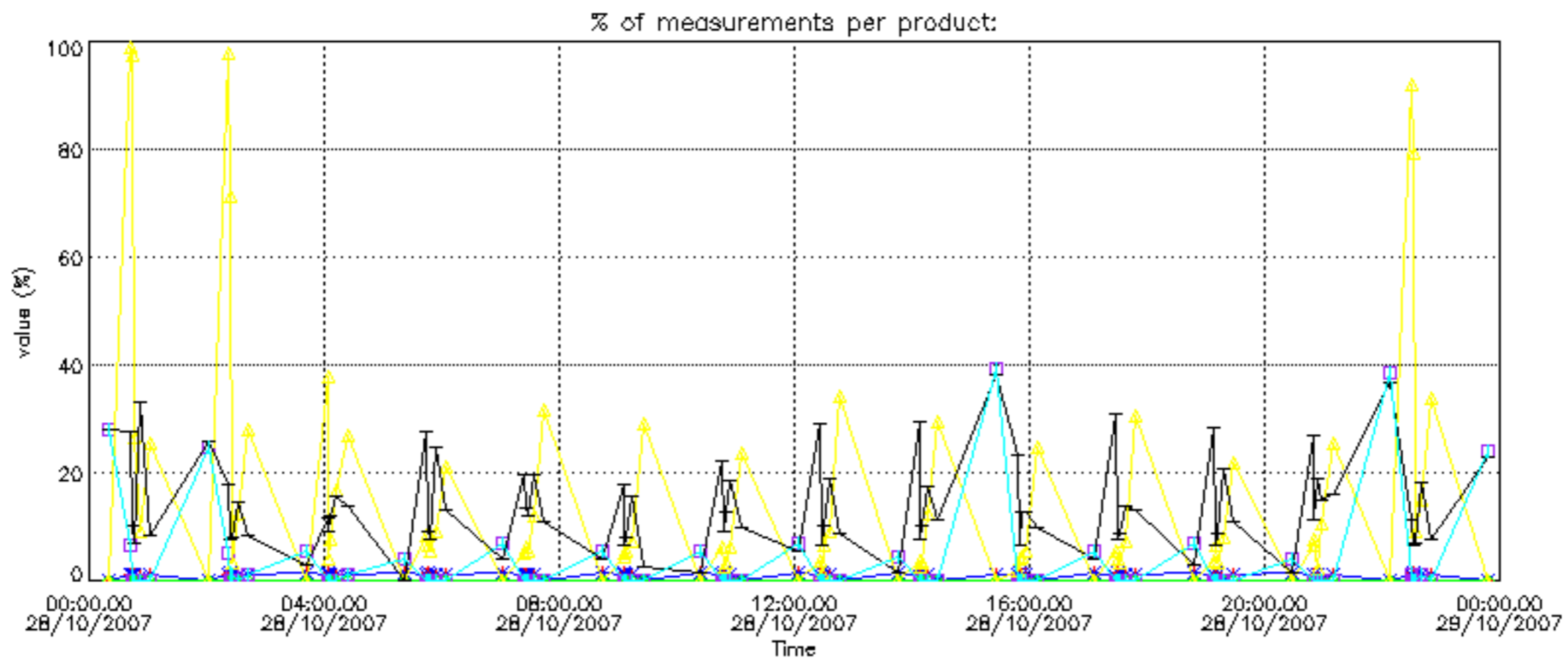


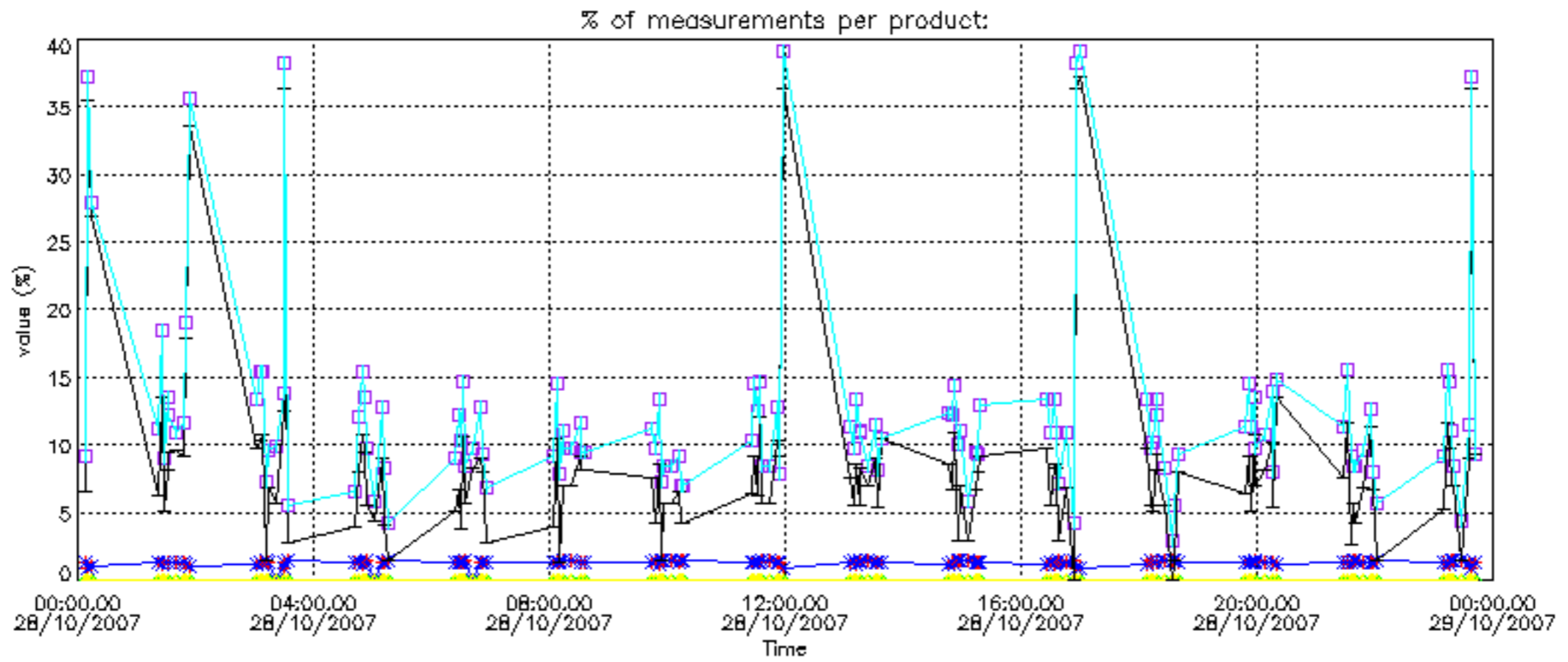
Percentage of flagged data per NO2 profile



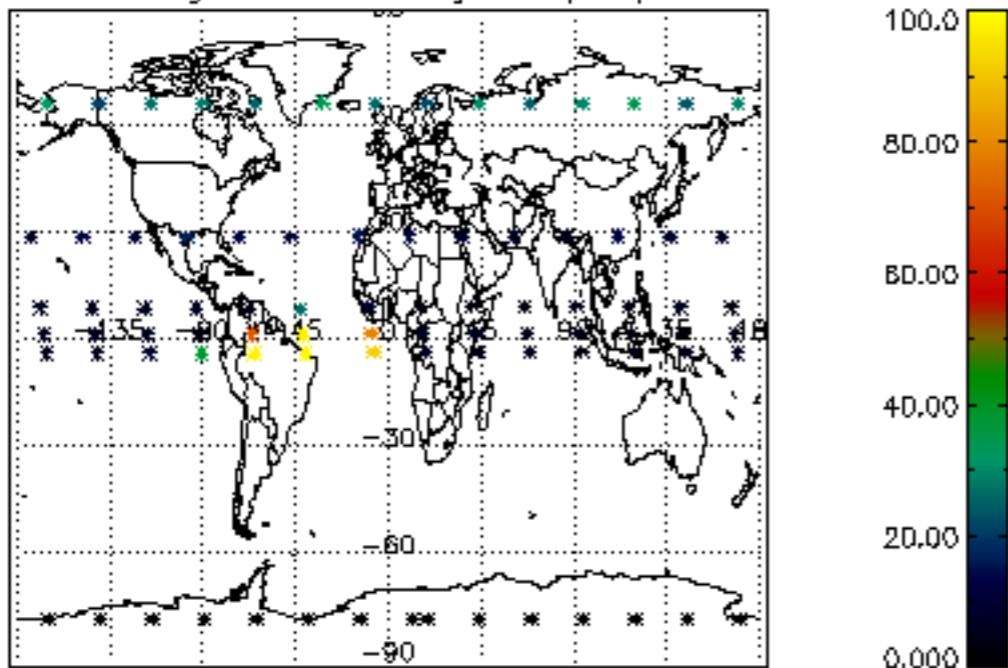
Percentage of flagged data per NO3 profile



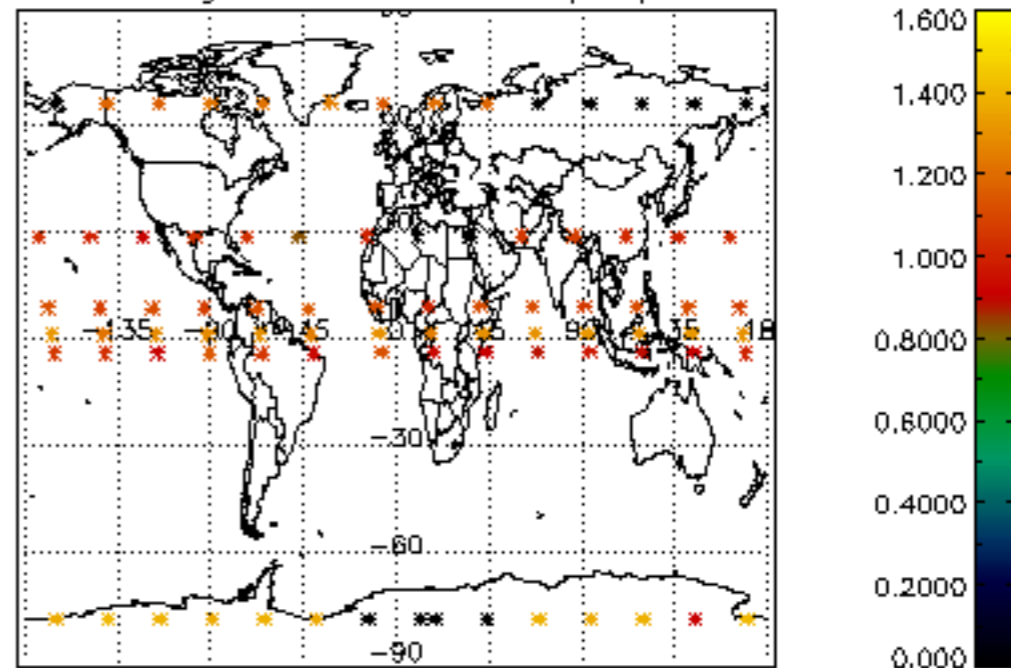




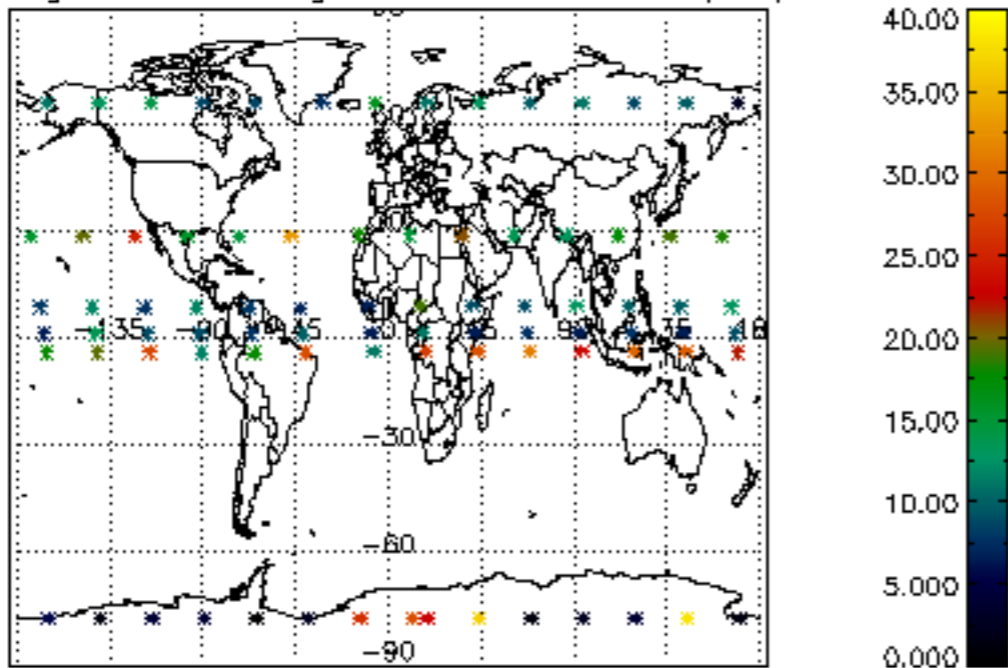
Percentage of cosmic ray hits per profile



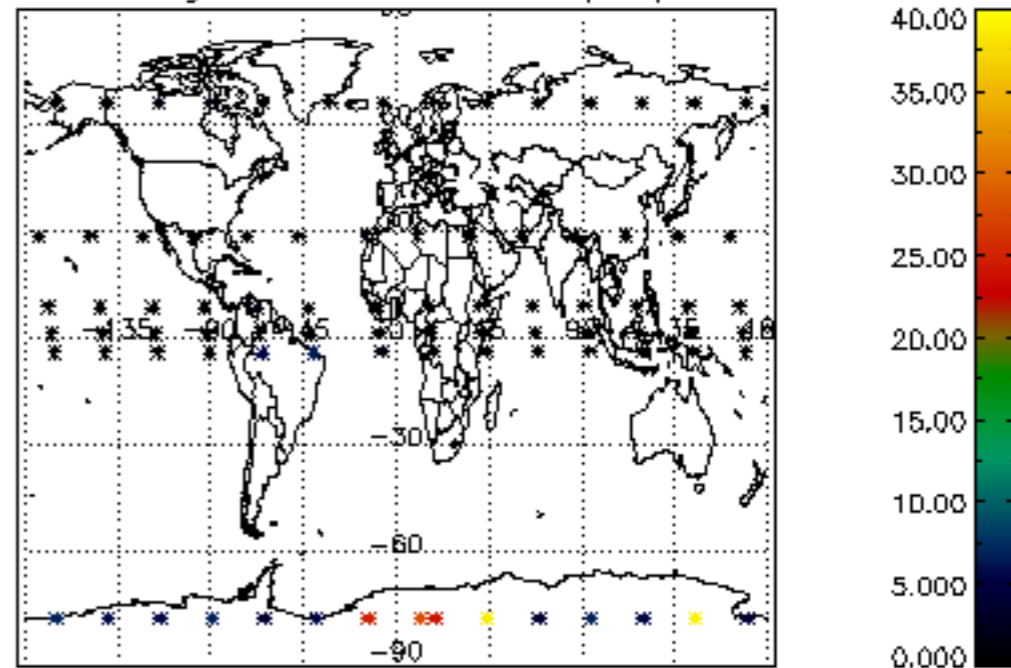
Percentage of datation errors per profile



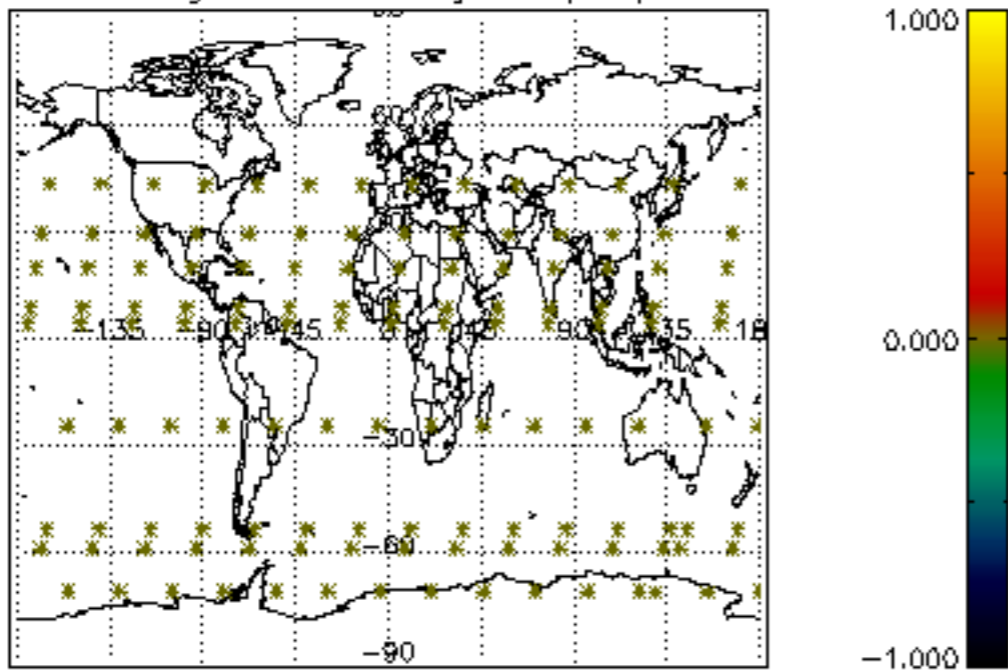
Percentage of star falling outside central band per profile



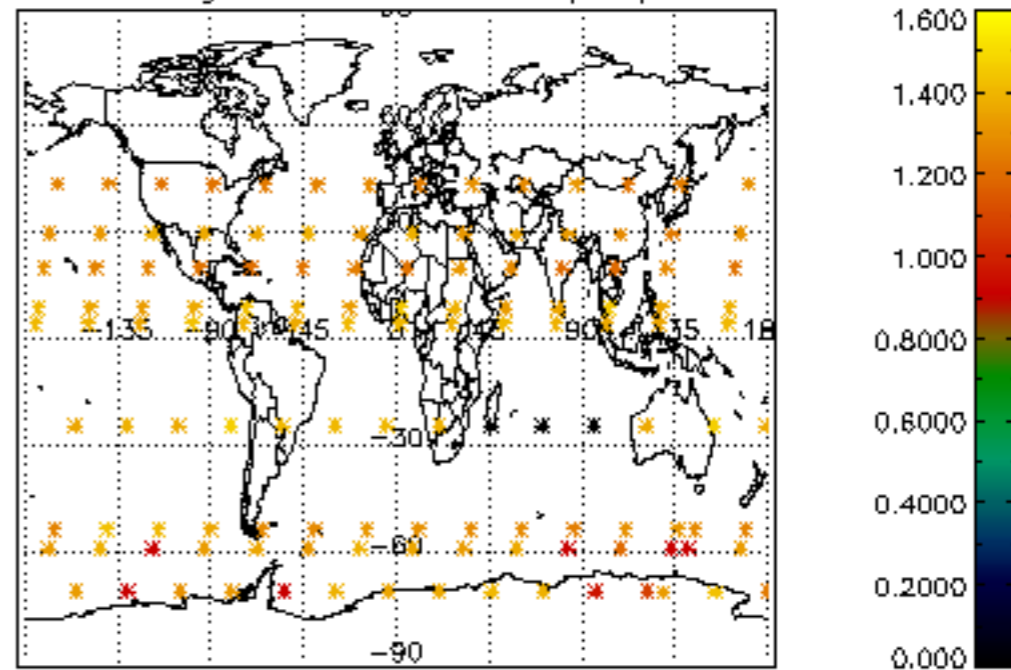
Percentage of saturation errors per profile



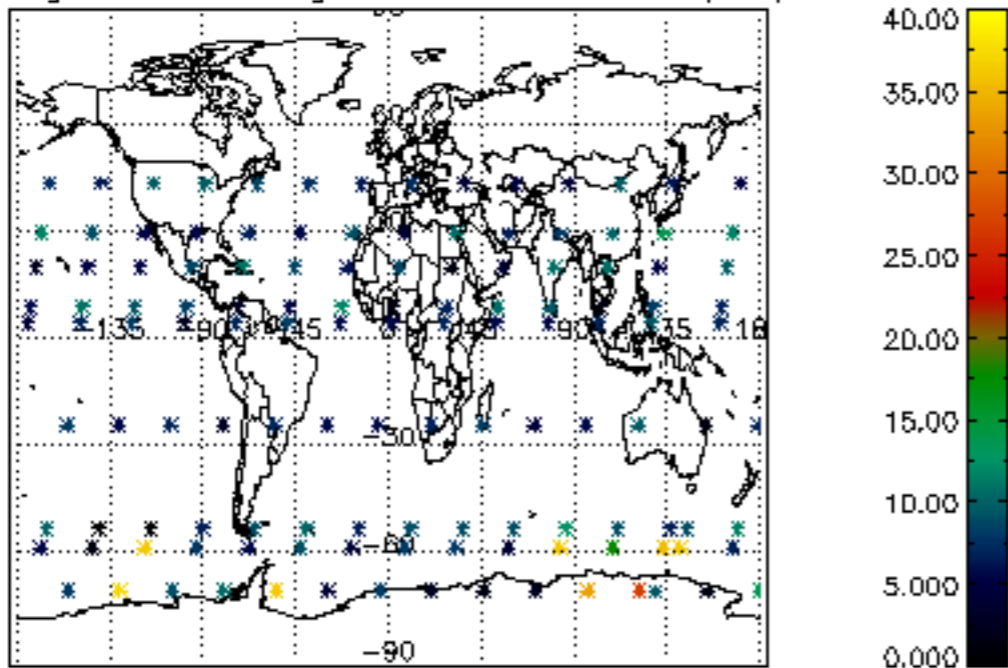
Percentage of cosmic ray hits per profile



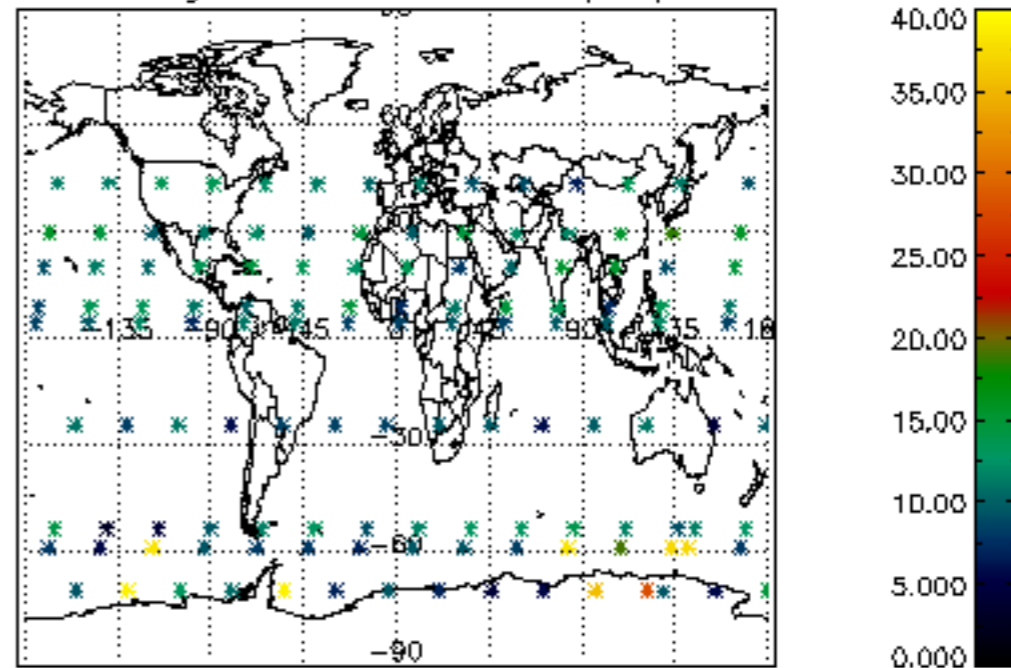
Percentage of datation errors per profile

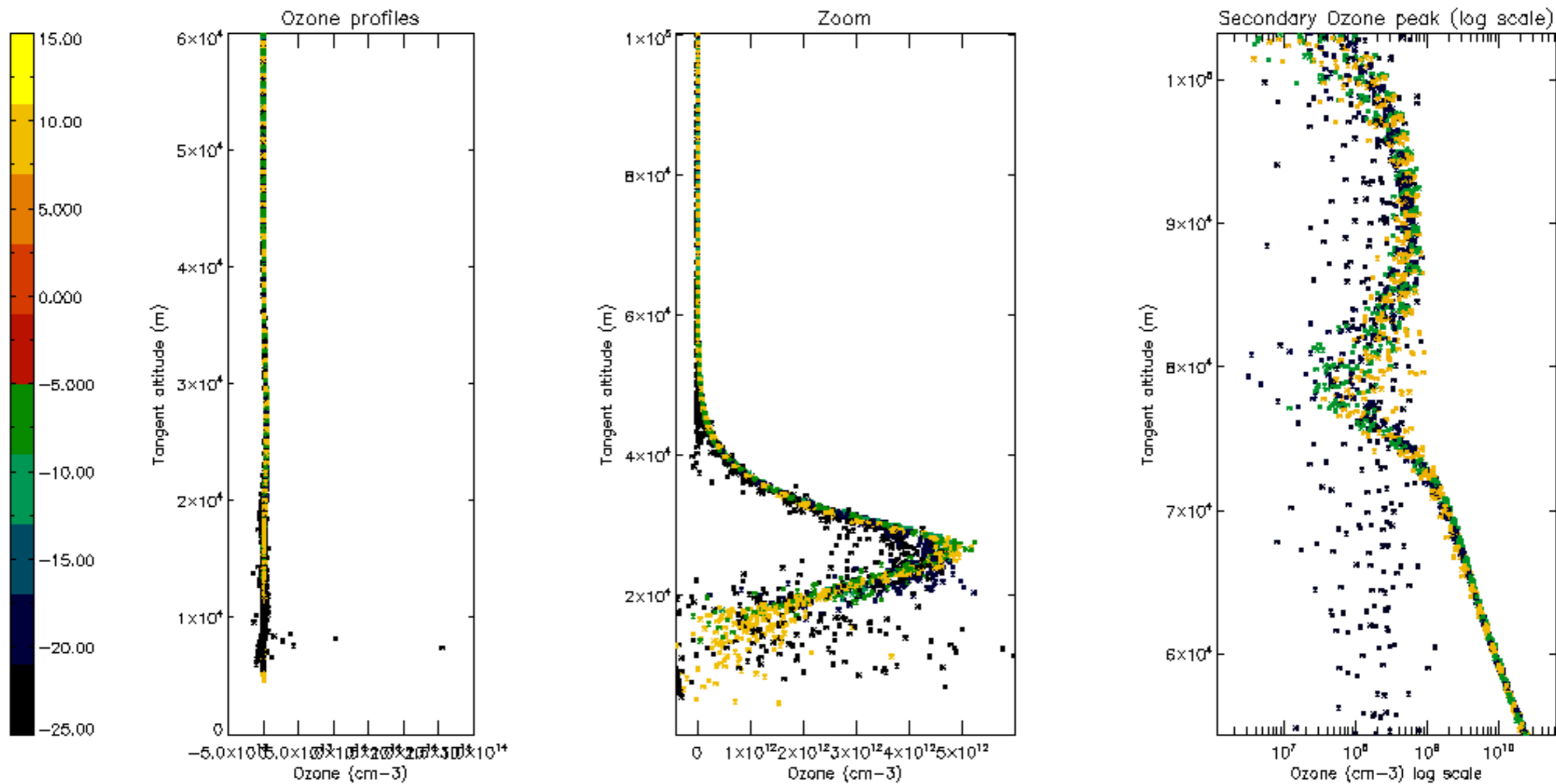


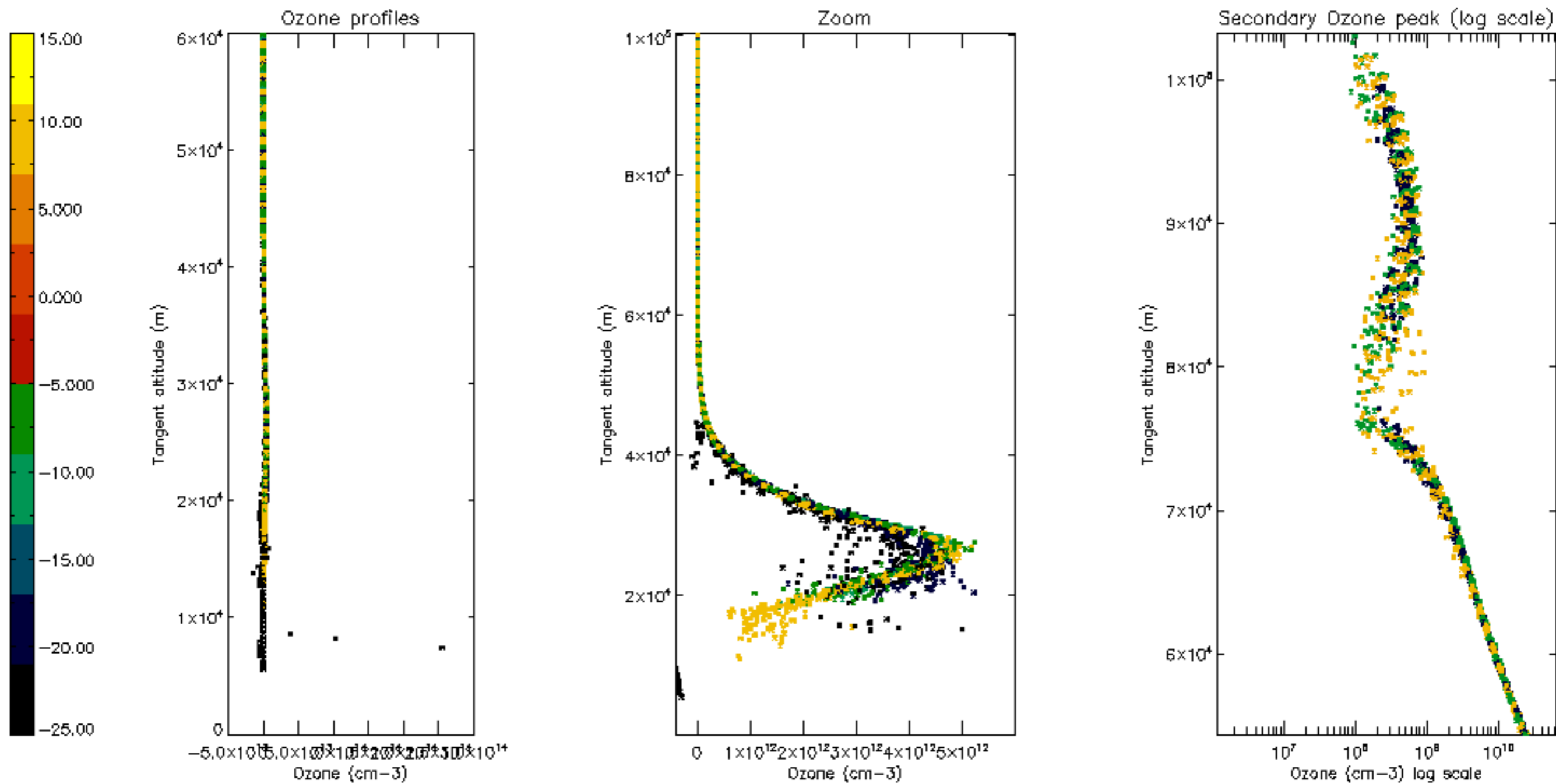
Percentage of star falling outside central band per profile

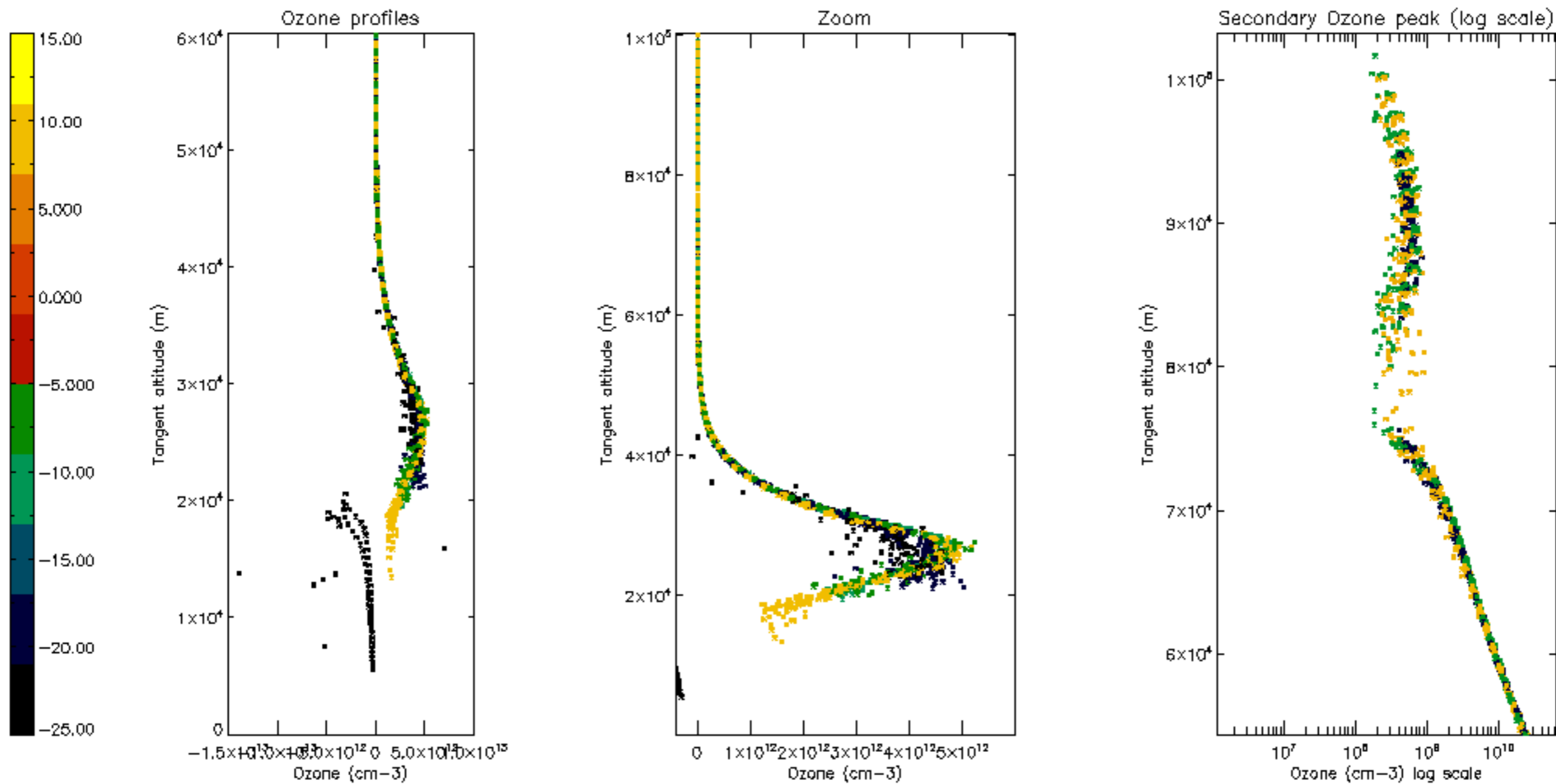


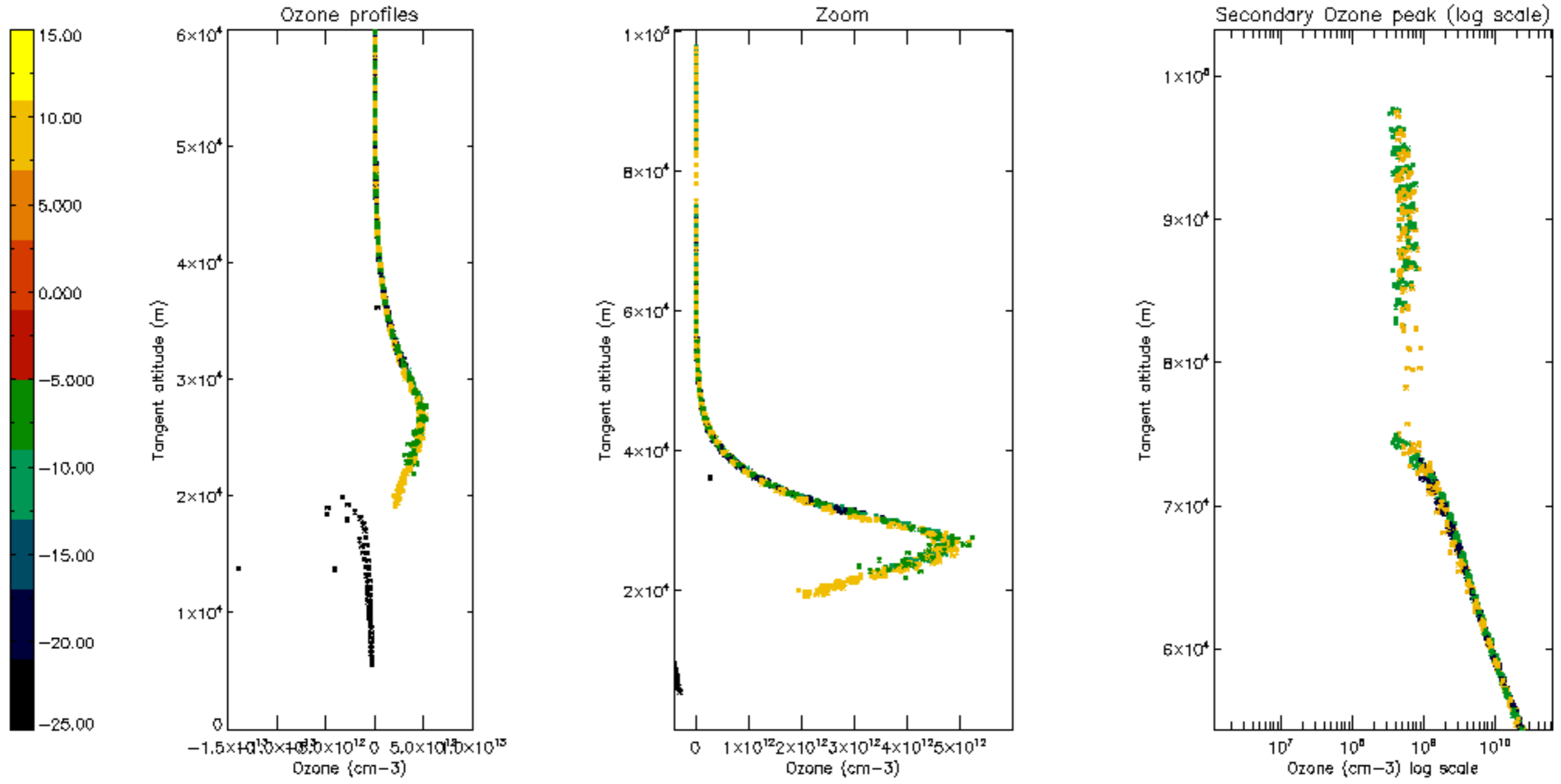
Percentage of saturation errors per profile

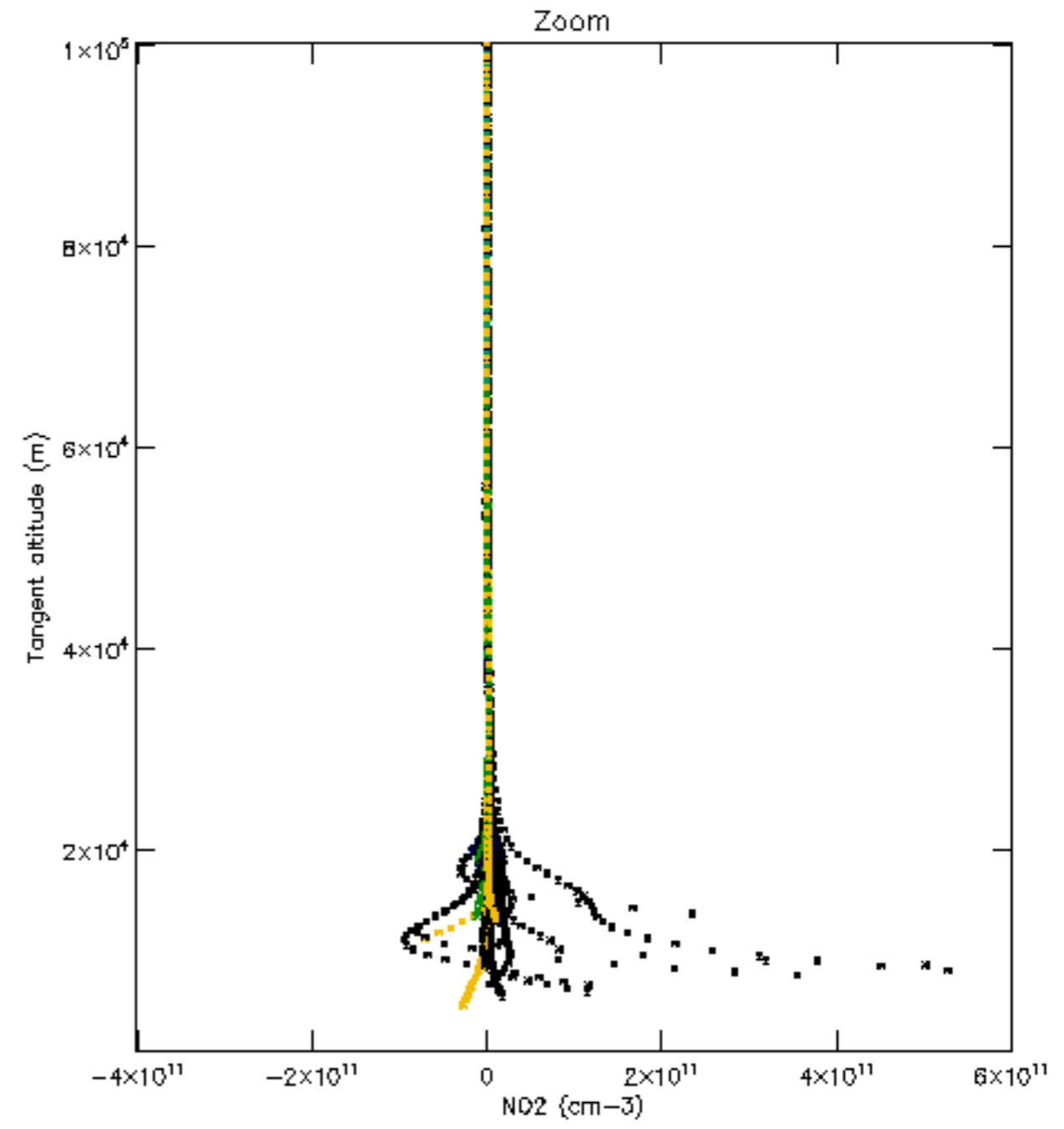
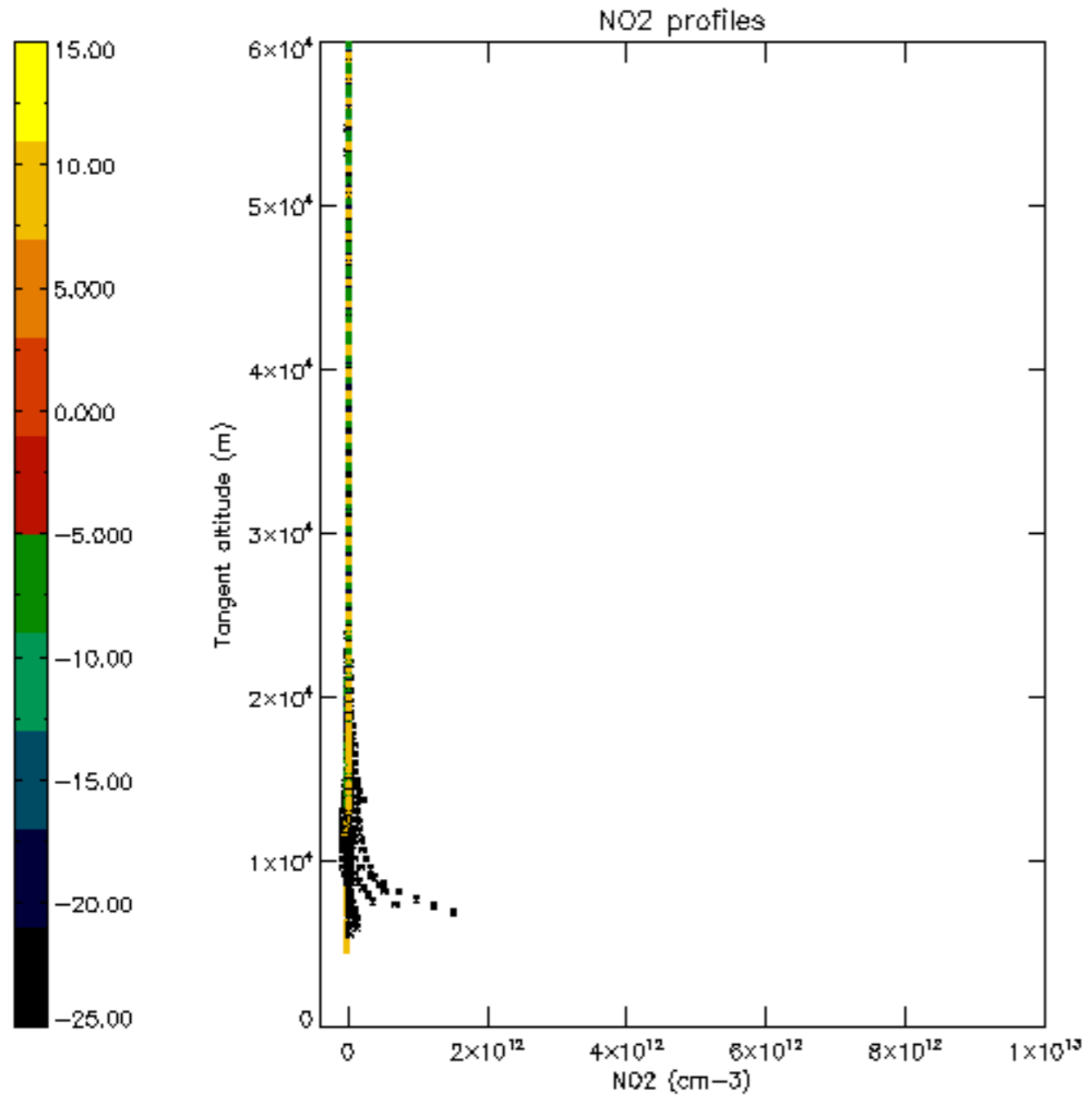


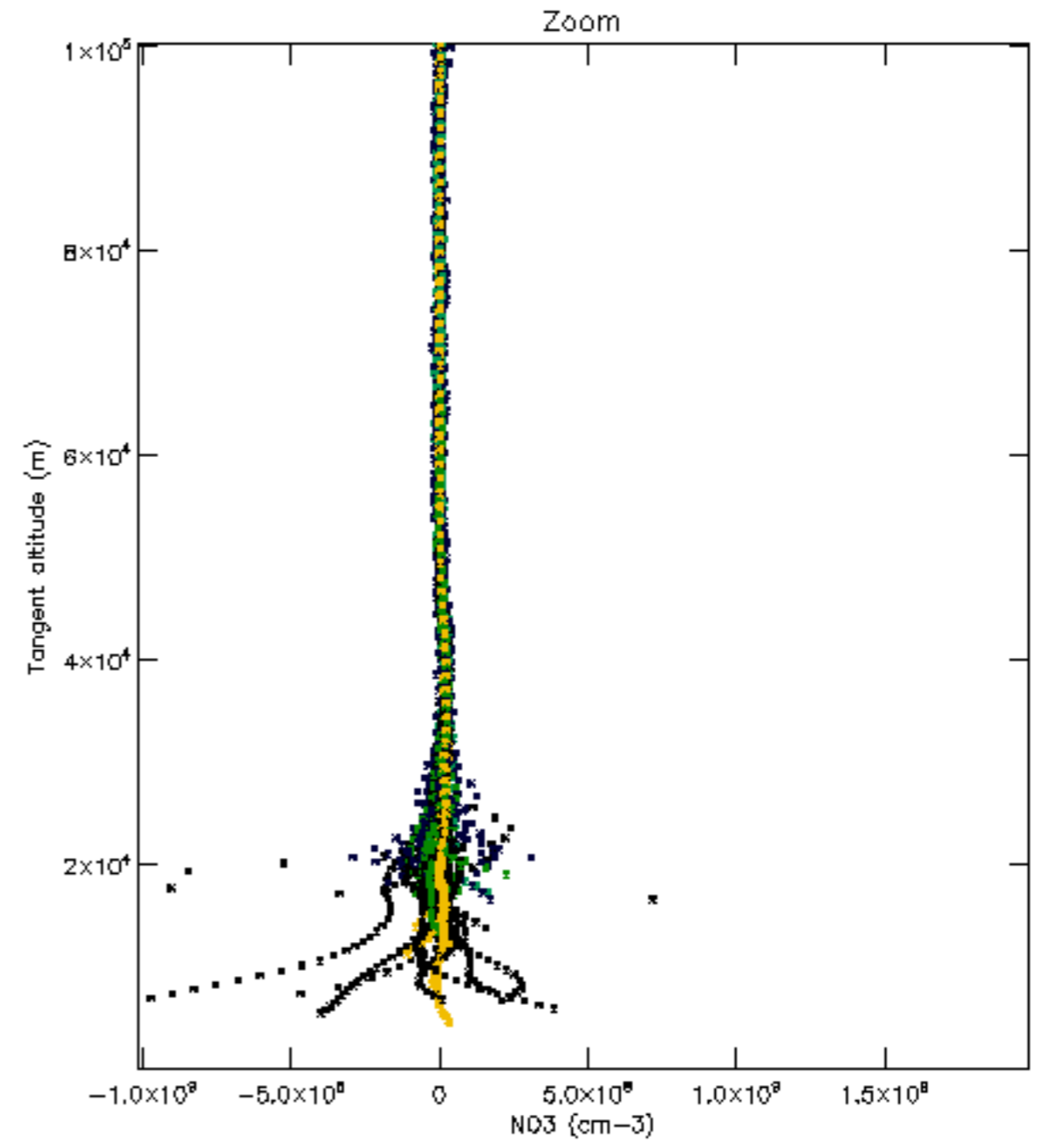
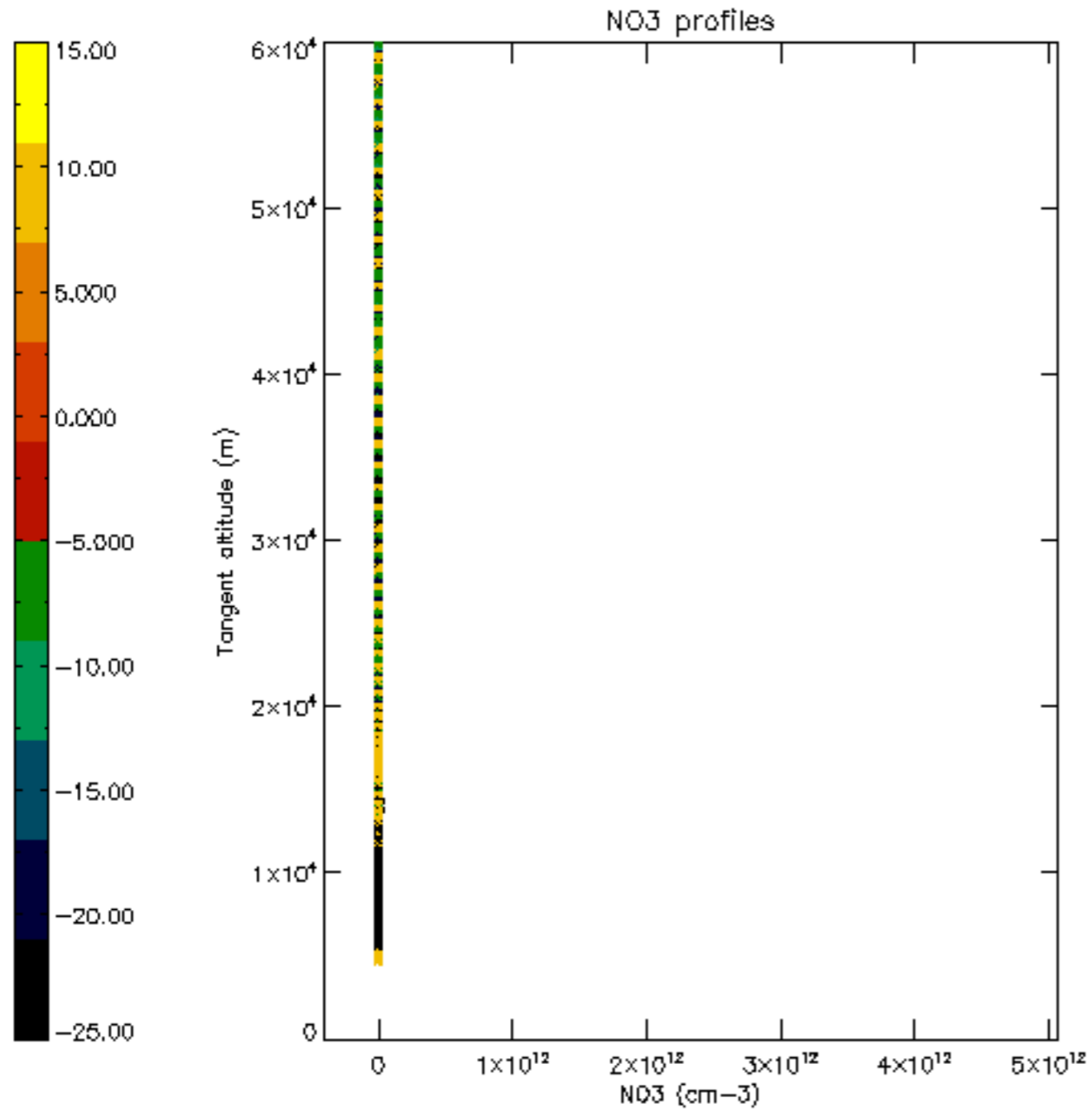


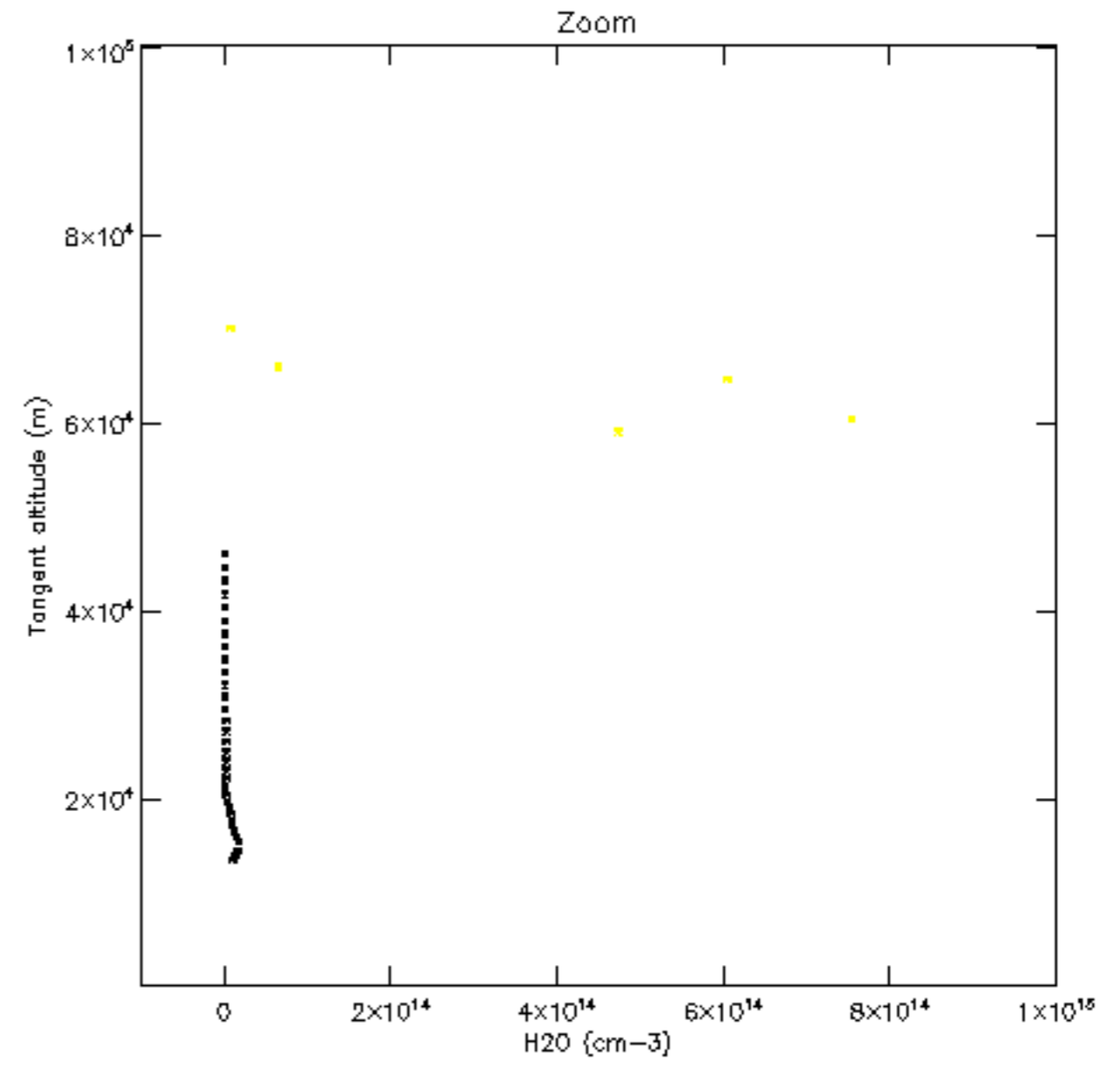
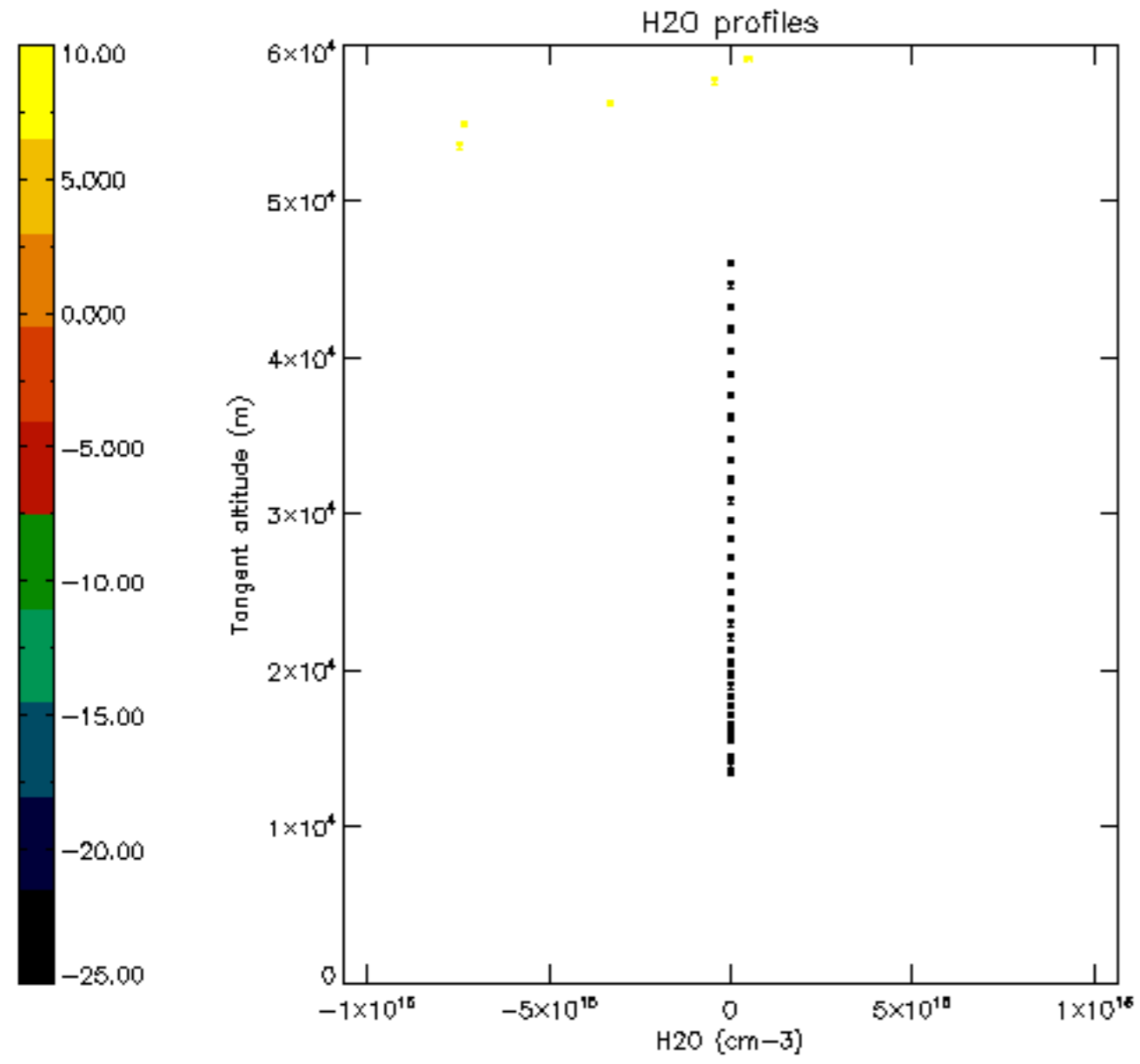


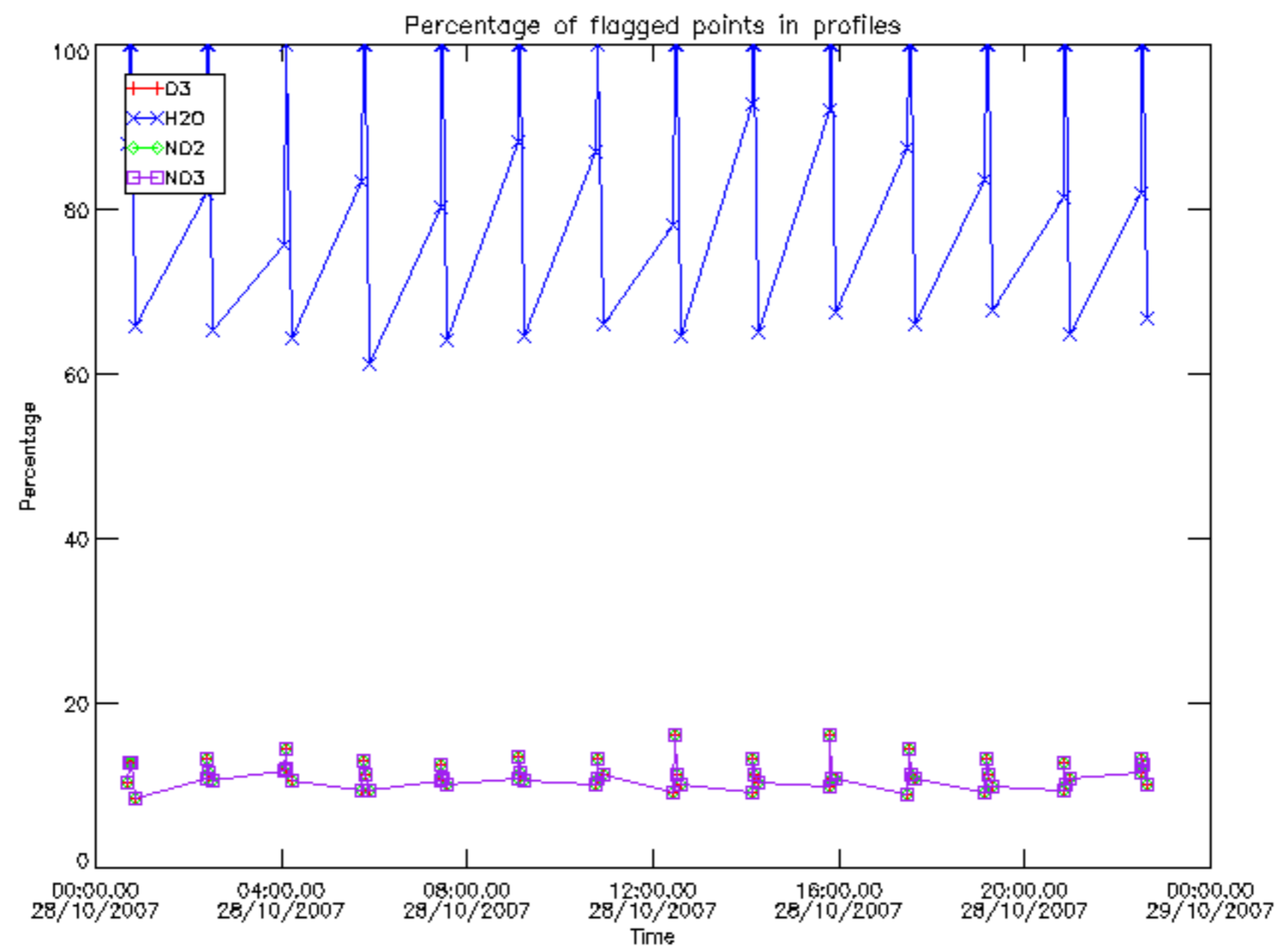




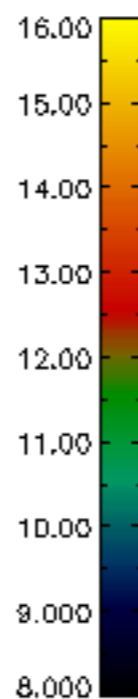
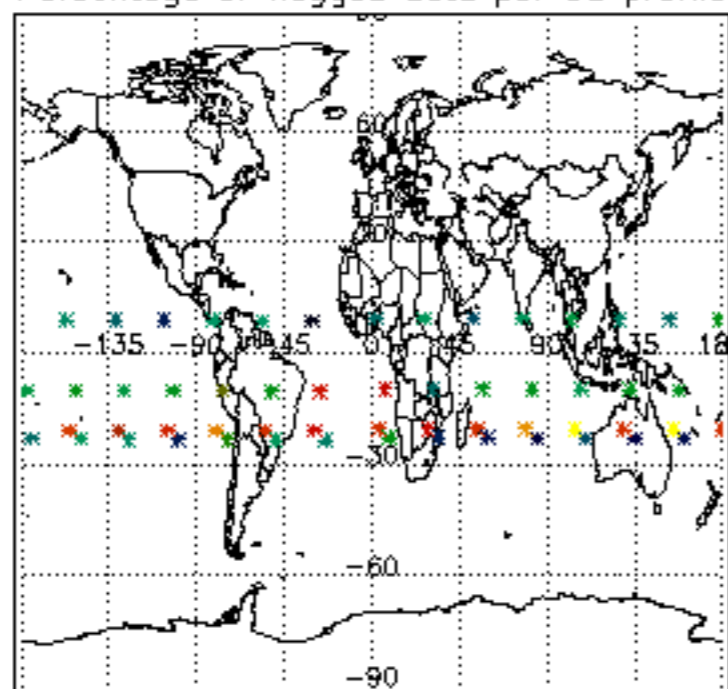




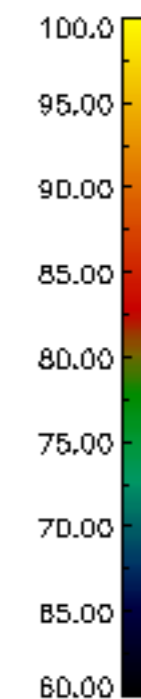
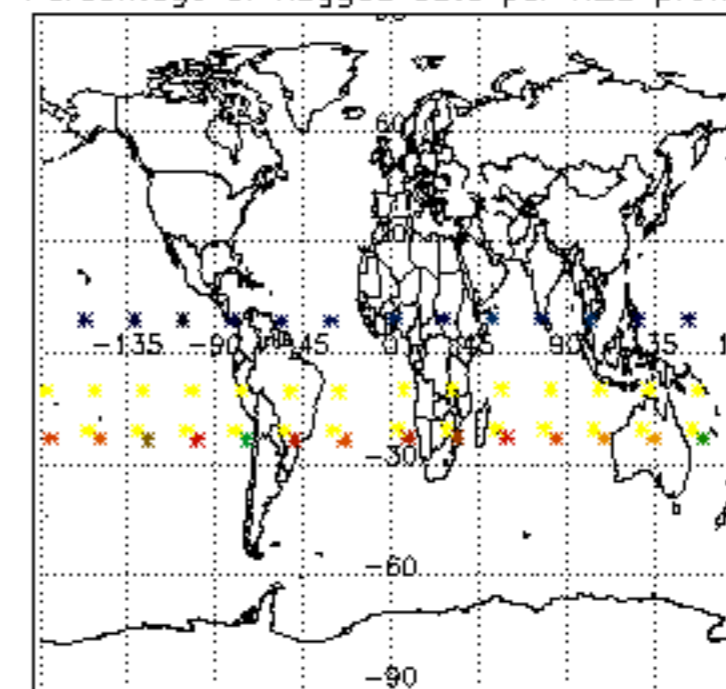




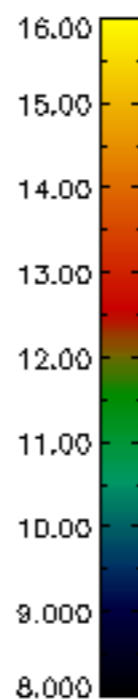
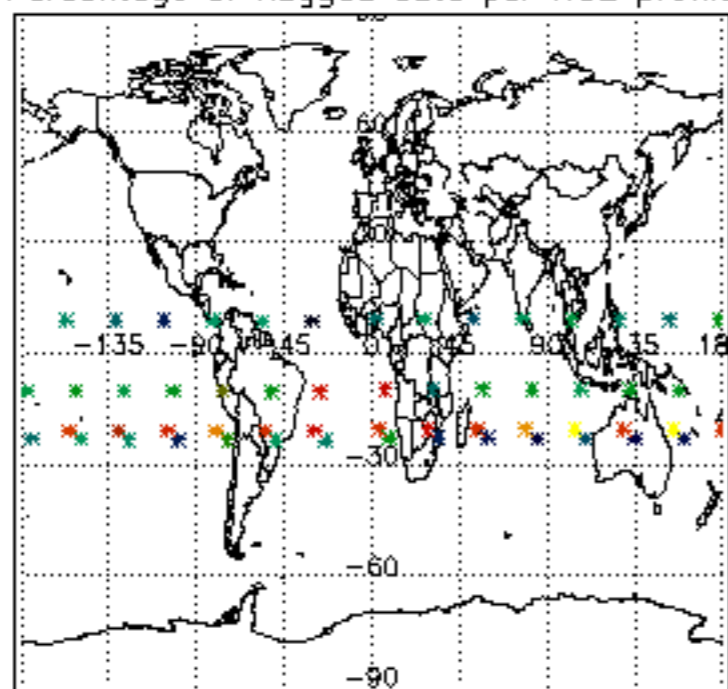
Percentage of flagged data per D3 profile



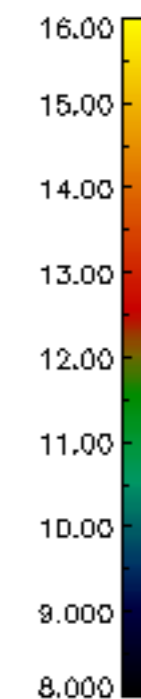
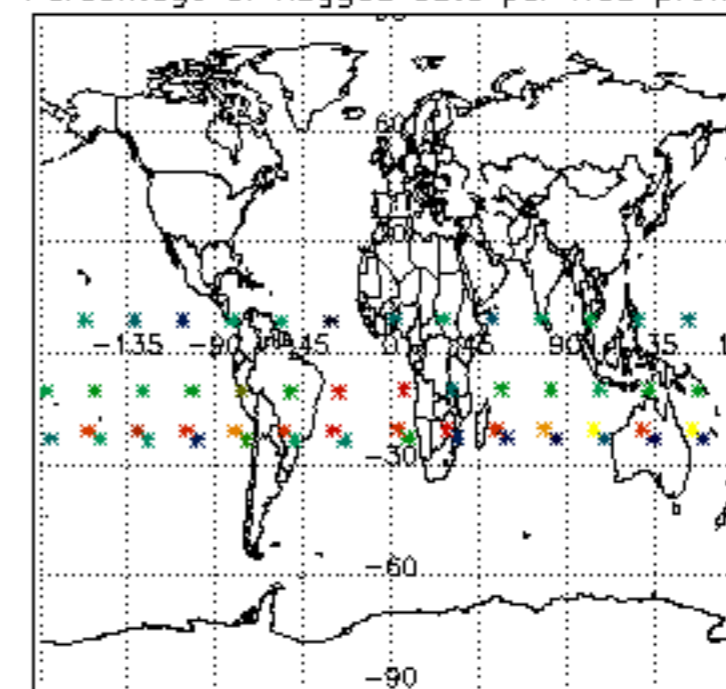
Percentage of flagged data per H2O profile

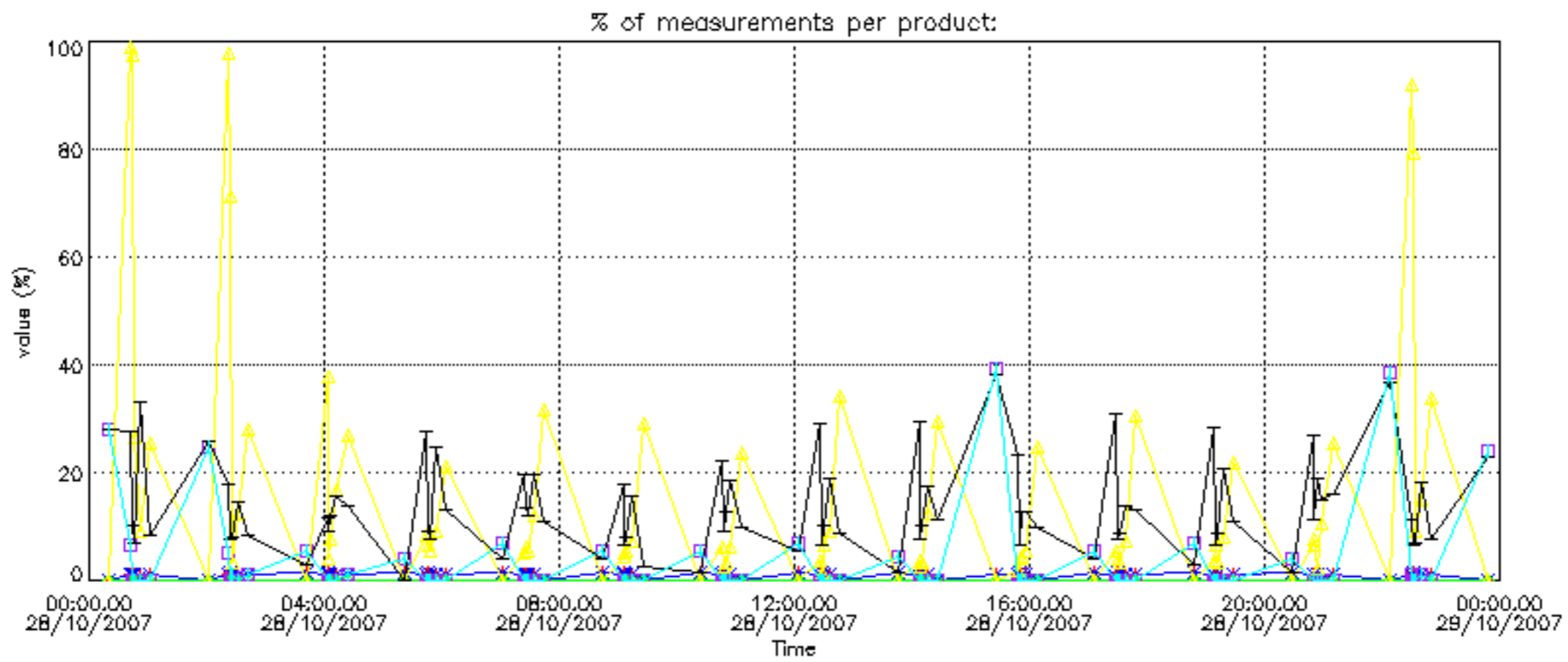


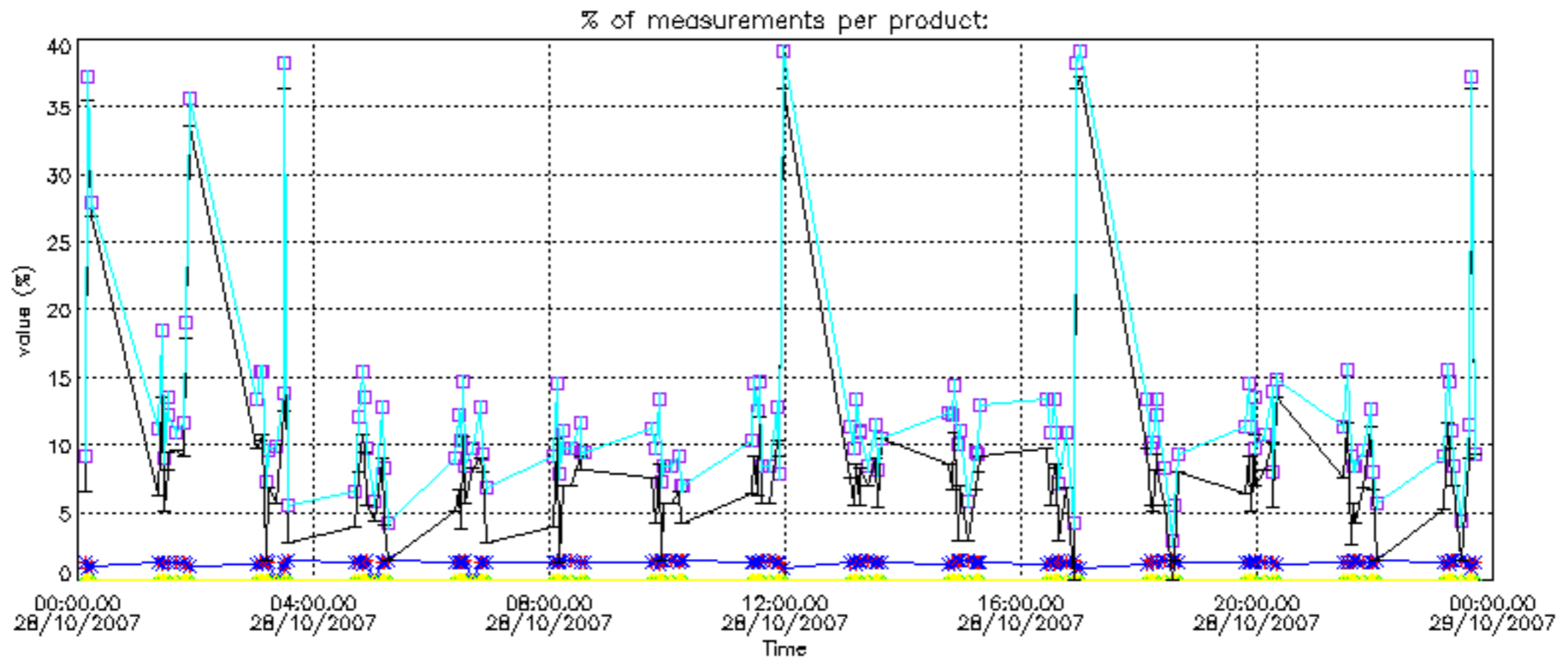
Percentage of flagged data per NO2 profile



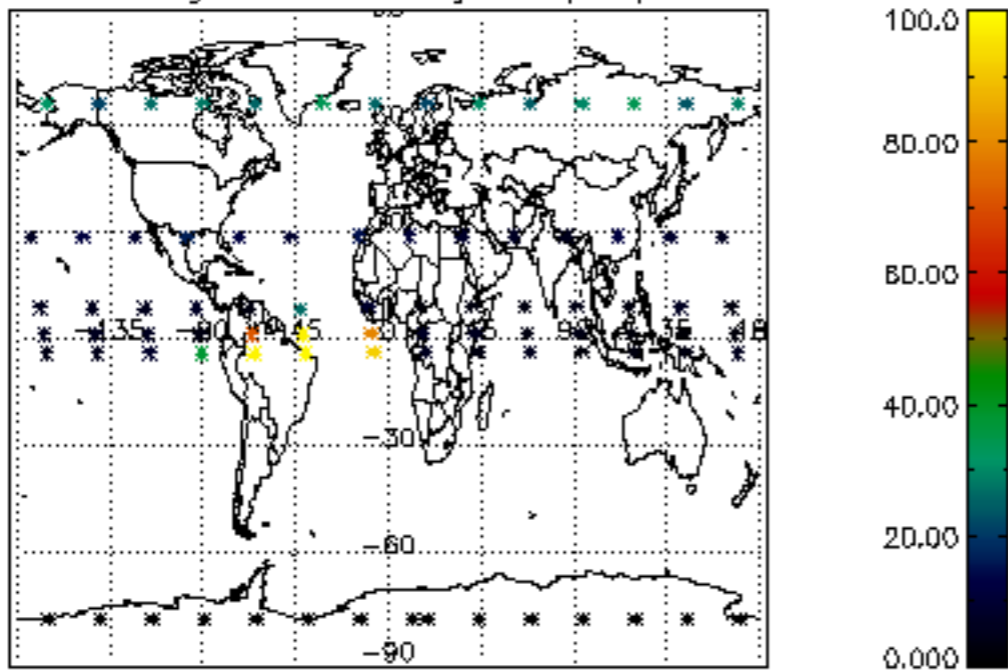
Percentage of flagged data per NO3 profile



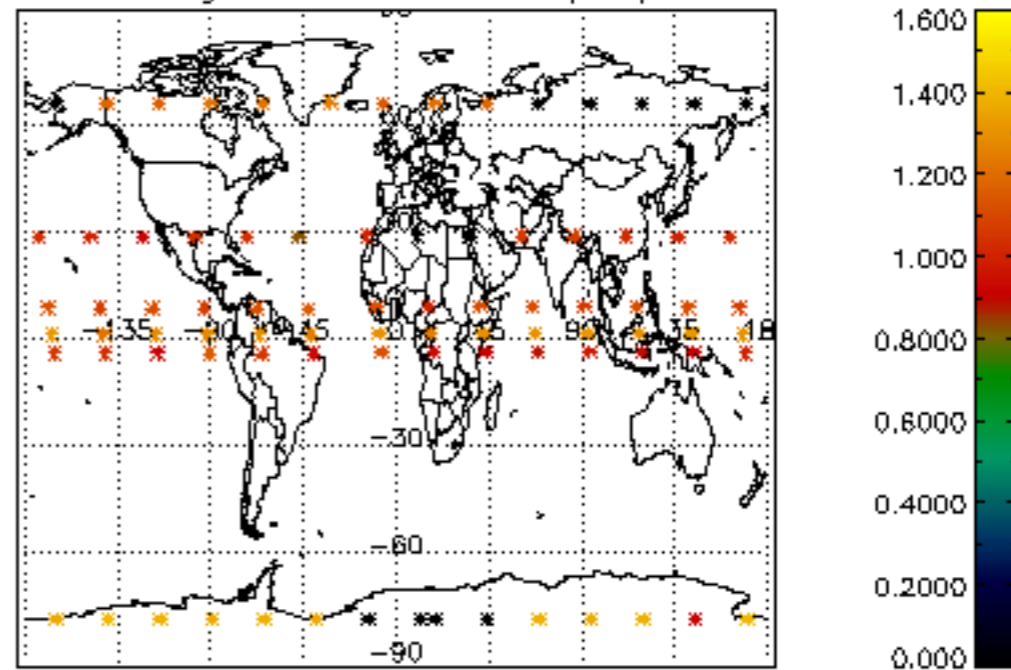




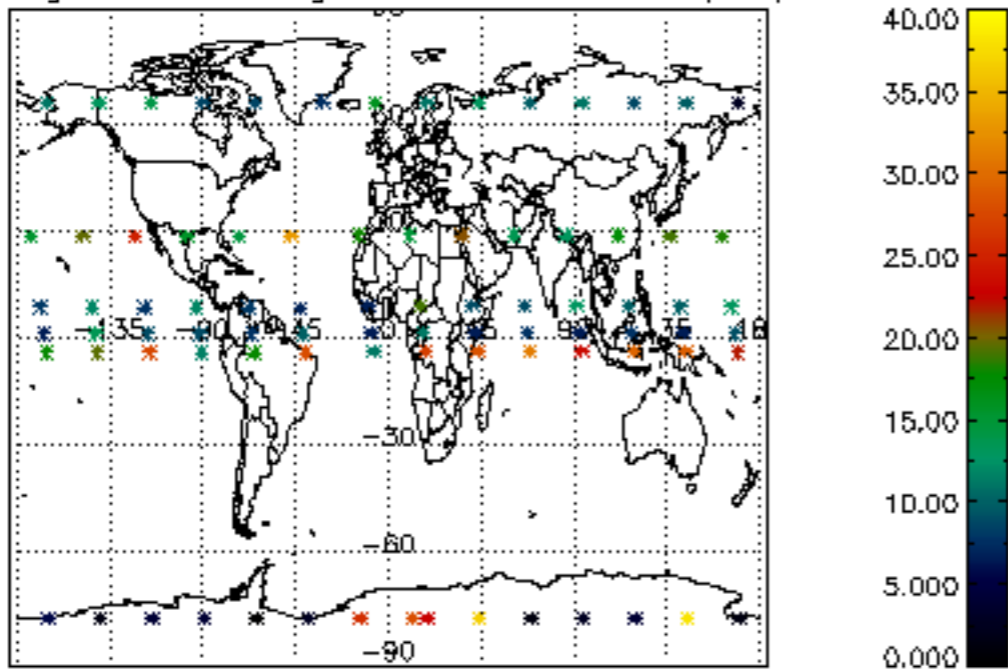
Percentage of cosmic ray hits per profile



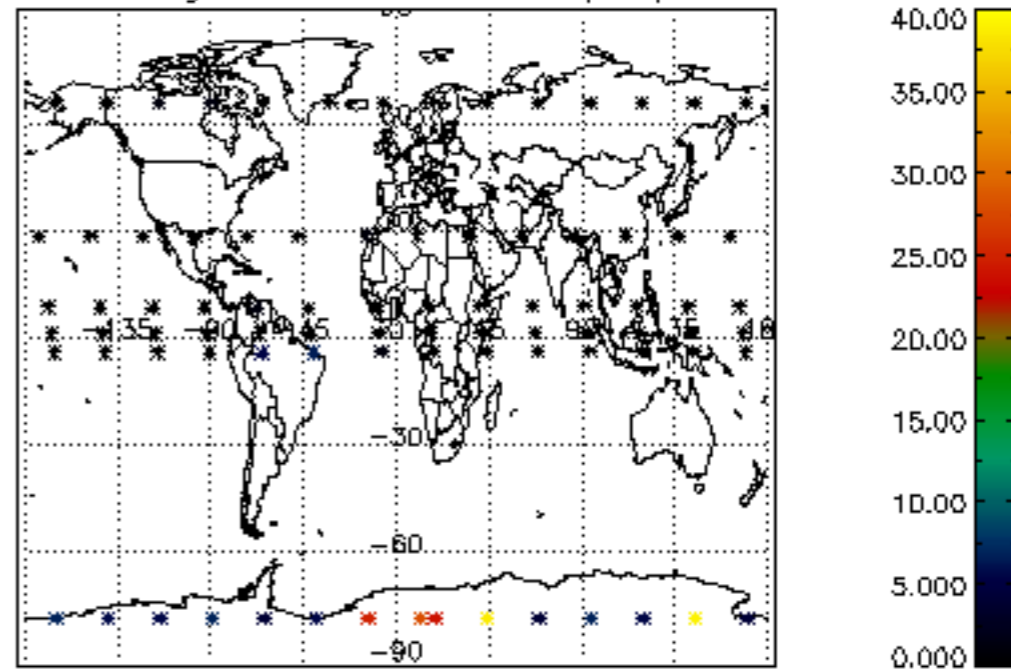
Percentage of datation errors per profile



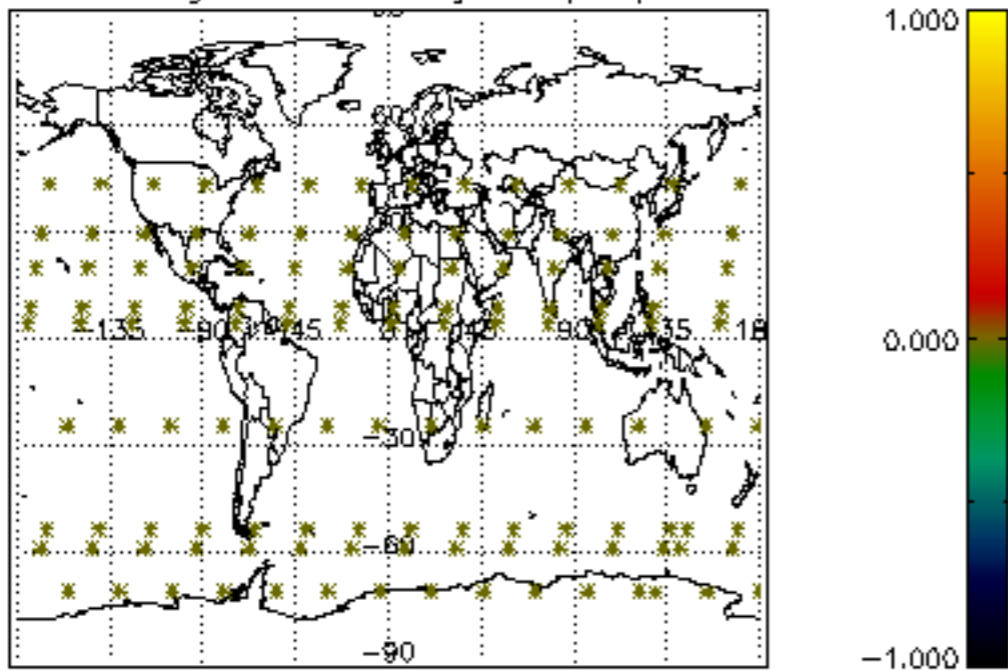
Percentage of star falling outside central band per profile



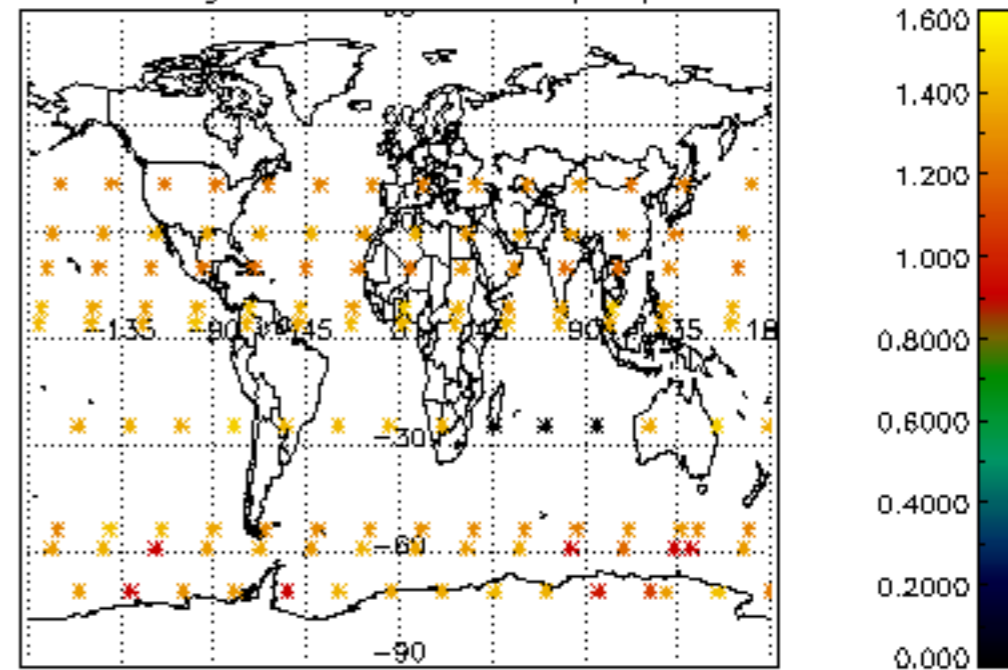
Percentage of saturation errors per profile



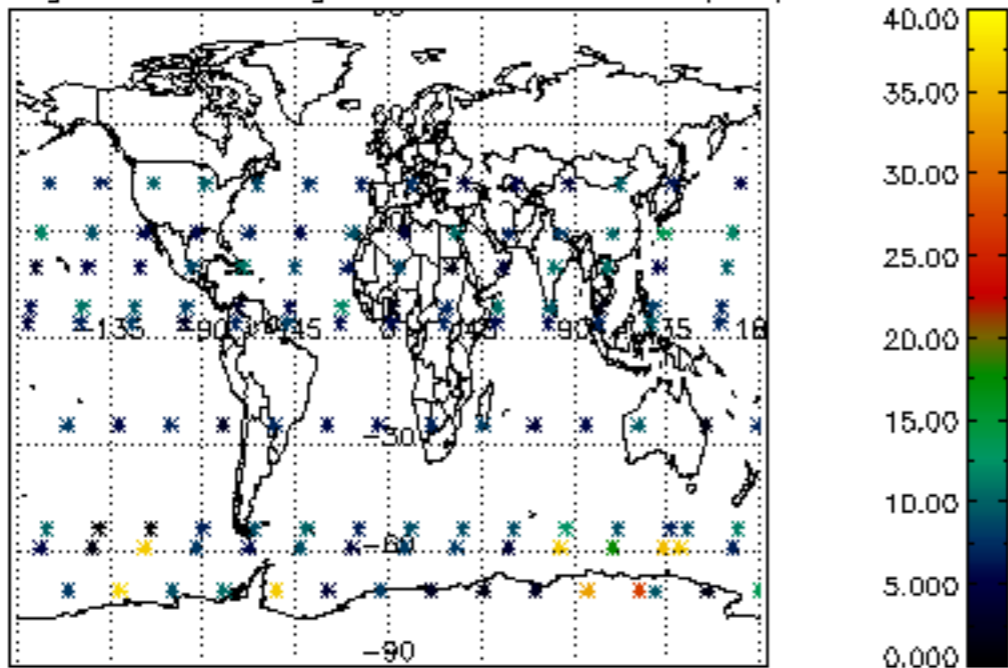
Percentage of cosmic ray hits per profile



Percentage of datation errors per profile



Percentage of star falling outside central band per profile



Percentage of saturation errors per profile

