

GOMOS Level 2 Daily Report

SUMMARY

[1. General Info](#)

[2. Summary of processed GOM_NL_2P products](#)

[3. Level 2 Quality information per product](#)

[3.1 Plot of level 2 quality information per product \(time dependant\)](#)

[3.2 Plot of level 2 quality information per product \(world map\)](#)

[4. Level 1 Quality information per product \(stored on level 2 products\)](#)

[4.1 Plot of level 1 quality information per product \(time dependant\)](#)

[4.1.1 Plot of level 1 quality information per product \(time dependant\): ASCENDING](#)

[4.1.2 Plot of level 1 quality information per product \(time dependant\): DESCENDING](#)

[4.2 Plot of level 1 quality information per product \(world map\)](#)

[4.2.1 Plot of level 1 quality information per product \(world map\): ASCENDING](#)

[4.2.2 Plot of level 1 quality information per product \(world map\): DESCENDING](#)

[5. Ozone profiles based on quality statistics and other trace gas profiles](#)

[5.1 Ozone statistics based on quality of products](#)

[5.2 Plot ozone profiles for all STD \(dark without errors\)](#)

[5.3 Plot ozone profiles where STD < 20% \(dark without errors\)](#)

[5.4. Plot ozone profiles where STD < 10% \(dark without errors\)](#)

[5.5. Plot ozone profiles where STD < 5% \(dark without errors\)](#)

[5.6 Plot NO2 profiles for all STD \(dark without errors\)](#)

[5.7 Plot NO3 profiles for all STD \(dark without errors\)](#)

[5.8 Plot H2O profiles \(only for occultations of stars 1,2,3,4,13,14,16,26,63 dark without errors\) for all STD](#)

[6. Auxiliary Data Files used for the production reported in section 2](#)

This report presents the daily analysis on parameters extracted from GOMOS level 2 data (GOM_NL__2P). It is intended to monitor some important parameters that will impact the quality of these products. A list of level 2 products (and content) that have arrived during the reporting day to the PCF is also given.

Item	Value
Time of report generation	23APR2013 09:29:15
Data source version	GOMOS/6.01
Start time of products	27-10-2007 (27OCT2007 00:00:00)
Stop time of products	28-10-2007 (28OCT2007 00:00:00)
Store outputs in DB	Yes
Nb of level 2 prods	223
Nb of prods with errors	0

2. Summary of processed GOM_NL__2P products.

Nr	Filename	UTC Start time	Limb	Duration	Star Id	Star Name	Star Mag	Star Temp	Nb Meas	Orbit	Prod. error
1	GOM_NL__2PRFIN20071027_000114_000000432062_00460_29572_7806.N1	27-OCT-2007 00:01:14	Straylight	42.500	52	16Bet Cet	2.0370	4500.0	85	29572	No
2	GOM_NL__2PRFIN20071027_001043_000000352062_00460_29572_7807.N1	27-OCT-2007 00:10:43	Bright	35.000	140	88Gam Peg	2.8340	26000.	70	29572	No
3	GOM_NL__2PRFIN20071027_001435_000000362062_00460_29572_7808.N1	27-OCT-2007 00:14:35	Bright	36.000	58	21Alp And	2.0730	11000.	72	29572	No
4	GOM_NL__2PRFIN20071027_001624_000000402062_00460_29572_7809.N1	27-OCT-2007 00:16:24	Bright	39.500	53	43Bet And	2.0480	3300.0	79	29572	No
5	GOM_NL__2PRFIN20071027_002212_000000342062_00460_29572_7810.N1	27-OCT-2007 00:22:12	Bright	34.000	68	18Alp Cas	2.2250	4500.0	68	29572	No
6	GOM_NL__2PRFIN20071027_002327_000000362062_00460_29572_7811.N1	27-OCT-2007 00:23:27	Bright	35.500	76	27Gam Cas	2.3000	30000.	71	29572	No
7	GOM_NL__2PRFIN20071027_003128_000000342062_00460_29572_7812.N1	27-OCT-2007 00:31:28	Bright	34.000	49	1Alp UMi	1.9900	6300.0	68	29572	No
8	GOM_NL__2PRFIN20071027_003502_000000372062_00460_29572_7813.N1	27-OCT-2007 00:35:02	Bright	37.000	60	7Bet UMi	2.0810	3950.0	74	29572	No
9	GOM_NL__2PRFIN20071027_003941_000000382062_00460_29572_7814.N1	27-OCT-2007 00:39:41	Bright	38.000	36	50Alp UMa	1.8000	6300.0	76	29572	No
10	GOM_NL__2PRFIN20071027_004100_000000342062_00460_29572_7815.N1	27-OCT-2007 00:41:00	Bright	33.500	32	77Eps UMa	1.7630	11000.	67	29572	No
11	GOM_NL__2PRFIN20071027_004451_000000372062_00460_29572_7816.N1	27-OCT-2007 00:44:51	Bright	36.500	174	52Psi UMa	3.0040	4400.0	73	29572	No
12	GOM_NL__2PRFIN20071027_005157_000000362062_00460_29572_7817.N1	27-OCT-2007 00:51:57	Bright	35.500	96	68Del Leo	2.5600	9300.0	71	29572	No
13	GOM_NL__2PRFIN20071027_011138_000000402062_00460_29572_7818.N1	27-OCT-2007 01:11:38	Dark	40.000	113	Mu Vel	2.6920	5000.0	80	29572	No
14	GOM_NL__2PRFIN20071027_011630_000000372062_00461_29573_7808.N1	27-OCT-2007 01:16:30	Dark	36.500	159	Ups Car	2.9200	7200.0	73	29573	No
15	GOM_NL__2PRFIN20071027_011804_000000382062_00461_29573_7809.N1	27-OCT-2007 01:18:04	Dark	38.000	29	Bet Car	1.6720	10200.	76	29573	No
16	GOM_NL__2PRFIN20071027_012903_000000372062_00461_29573_7810.N1	27-OCT-2007 01:29:03	Dark	36.500	143	Alp Hyi	2.8570	7200.0	73	29573	No
17	GOM_NL__2PRFIN20071027_013027_000000392062_00461_29573_7811.N1	27-OCT-2007 01:30:27	Dark	38.500	9	Alp Eri	0.45300	24000.	77	29573	No
18	GOM_NL__2PRFIN20071027_013332_000000402062_00461_29573_7812.N1	27-OCT-2007 01:33:32	Straylight	40.000	157	The1Eri	2.9060	9300.0	80	29573	No
19	GOM_NL__2PRFIN20071027_014150_000000462062_00461_29573_7813.N1	27-OCT-2007 01:41:50	Straylight	45.500	52	16Bet Cet	2.0370	4500.0	91	29573	No
20	GOM_NL__2PRFIN20071027_015119_000000362062_00461_29573_7814.N1	27-OCT-2007 01:51:19	Bright	35.500	140	88Gam Peg	2.8340	26000.	71	29573	No
21	GOM_NL__2PRFIN20071027_015512_000000372062_00461_29573_7815.N1	27-OCT-2007 01:55:12	Bright	36.500	58	21Alp And	2.0730	11000.	73	29573	No
22	GOM_NL__2PRFIN20071027_015700_000000402062_00461_29573_7816.N1	27-OCT-2007 01:57:00	Bright	39.500	53	43Bet And	2.0480	3300.0	79	29573	No
23	GOM_NL__2PRFIN20071027_020248_000000372062_00461_29573_7817.N1	27-OCT-2007 02:02:48	Bright	36.500	68	18Alp Cas	2.2250	4500.0	73	29573	No
24	GOM_NL__2PRFIN20071027_020403_000000372062_00461_29573_7818.N1	27-OCT-2007 02:04:03	Bright	37.000	76	27Gam Cas	2.3000	30000.	74	29573	No
25	GOM_NL__2PRFIN20071027_021203_000000332062_00461_29573_7819.N1	27-OCT-2007 02:12:03	Bright	33.000	49	1Alp UMi	1.9900	6300.0	66	29573	No
26	GOM_NL__2PRFIN20071027_021538_000000362062_00461_29573_7820.N1	27-OCT-2007 02:15:38	Bright	36.000	60	7Bet UMi	2.0810	3950.0	72	29573	No
27	GOM_NL__2PRFIN20071027_022016_000000382062_00461_29573_7821.N1	27-OCT-2007 02:20:16	Bright	37.500	36	50Alp UMa	1.8000	6300.0	75	29573	No
28	GOM_NL__2PRFIN20071027_022136_000000362062_00461_29573_7822.N1	27-OCT-2007 02:21:36	Bright	35.500	32	77Eps UMa	1.7630	11000.	71	29573	No
29	GOM_NL__2PRFIN20071027_022527_000000352062_00461_29573_7823.N1	27-OCT-2007 02:25:27	Bright	35.000	174	52Psi UMa	3.0040	4400.0	70	29573	No
30	GOM_NL__2PRFIN20071027_023234_000000362062_00461_29573_7824.N1	27-OCT-2007 02:32:34	Bright	36.000	96	68Del Leo	2.5600	9300.0	72	29573	No
31	GOM_NL__2PRFIN20071027_025214_000000382062_00461_29573_7825.N1	27-OCT-2007 02:52:14	Dark	37.500	113	Mu Vel	2.6920	5000.0	75	29573	No
32	GOM_NL__2PRFIN20071027_025706_000000362062_00462_29574_7843.N1	27-OCT-2007 02:57:06	Dark	36.000	159	Ups Car	2.9200	7200.0	72	29574	No
33	GOM_NL__2PRFIN20071027_025840_000000382062_00462_29574_7844.N1	27-OCT-2007 02:58:40	Dark	38.000	29	Bet Car	1.6720	10200.	76	29574	No
34	GOM_NL__2PRFIN20071027_030939_000000372062_00462_29574_7845.N1	27-OCT-2007 03:09:39	Dark	36.500	143	Alp Hyi	2.8570	7200.0	73	29574	No
35	GOM_NL__2PRFIN20071027_031103_000000412062_00462_29574_7846.N1	27-OCT-2007 03:11:03	Dark	41.000	9	Alp Eri	0.45300	24000.	82	29574	No
36	GOM_NL__2PRFIN20071027_031409_000000402062_00462_29574_7847.N1	27-OCT-2007 03:14:09	Straylight	40.000	157	The1Eri	2.9060	9300.0	80	29574	No
37	GOM_NL__2PRFIN20071027_032226_000000442062_00462_29574_7848.N1	27-OCT-2007 03:22:26	Straylight	43.500	52	16Bet Cet	2.0370	4500.0	87	29574	No
38	GOM_NL__2PRFIN20071027_033155_000000372062_00462_29574_7849.N1	27-OCT-2007 03:31:55	Bright	36.500	140	88Gam Peg	2.8340	26000.	73	29574	No
39	GOM_NL__2PRFIN20071027_033548_000000362062_00462_29574_7850.N1	27-OCT-2007 03:35:48	Bright	35.500	58	21Alp And	2.0730	11000.	71	29574	No
40	GOM_NL__2PRFIN20071027_033736_000000382062_00462_29574_7851.N1	27-OCT-2007 03:37:36	Bright	37.500	53	43Bet And	2.0480	3300.0	75	29574	No
41	GOM_NL__2PRFIN20071027_034324_000000382062_00462_29574_7852.N1	27-OCT-2007 03:43:24	Bright	37.500	68	18Alp Cas	2.2250	4500.0	75	29574	No
42	GOM_NL__2PRFIN20071027_034439_000000362062_00462_29574_7853.N1	27-OCT-2007 03:44:39	Bright	36.000	76	27Gam Cas	2.3000	30000.	72	29574	No

43	GOM_NL__2PRFIN20071027_035239_000000362062_00462_29574_7854.N1	27-OCT-2007 03:52:39	Bright	35.500	49	1Alp UMi	1.9900	6300.0	71	29574	No
44	GOM_NL__2PRFIN20071027_035614_000000332062_00462_29574_7855.N1	27-OCT-2007 03:56:14	Bright	33.000	60	7Bet UMi	2.0810	3950.0	66	29574	No
45	GOM_NL__2PRFIN20071027_040052_000000392062_00462_29574_7856.N1	27-OCT-2007 04:00:52	Bright	38.500	36	50Alp UMa	1.8000	6300.0	77	29574	No
46	GOM_NL__2PRFIN20071027_040212_000000522062_00462_29574_7857.N1	27-OCT-2007 04:02:12	Bright	52.000	32	77Eps UMa	1.7630	11000.	104	29574	No
47	GOM_NL__2PRFIN20071027_040603_000000402062_00462_29574_7858.N1	27-OCT-2007 04:06:03	Bright	39.500	174	52Psi UMa	3.0040	4400.0	79	29574	No
48	GOM_NL__2PRFIN20071027_041310_000000352062_00462_29574_7859.N1	27-OCT-2007 04:13:10	Bright	35.000	96	68Del Leo	2.5600	9300.0	70	29574	No
49	GOM_NL__2PRFIN20071027_043251_000000412062_00462_29574_7860.N1	27-OCT-2007 04:32:51	Dark	41.000	113	Mu Vel	2.6920	5000.0	82	29574	No
50	GOM_NL__2PRFIN20071027_043743_000000372062_00463_29575_7846.N1	27-OCT-2007 04:37:43	Dark	37.000	159	Ups Car	2.9200	7200.0	74	29575	No
51	GOM_NL__2PRFIN20071027_043916_000000382062_00463_29575_7847.N1	27-OCT-2007 04:39:16	Dark	37.500	29	Bet Car	1.6720	10200.	75	29575	No
52	GOM_NL__2PRFIN20071027_045015_000000372062_00463_29575_7848.N1	27-OCT-2007 04:50:15	Dark	37.000	143	Alp Hyi	2.8570	7200.0	74	29575	No
53	GOM_NL__2PRFIN20071027_045140_000000502062_00463_29575_7849.N1	27-OCT-2007 04:51:40	Dark	50.000	9	Alp Eri	0.45300	24000.	100	29575	No
54	GOM_NL__2PRFIN20071027_045445_000000402062_00463_29575_7850.N1	27-OCT-2007 04:54:45	Straylight	40.000	157	The1Eri	2.9060	9300.0	80	29575	No
55	GOM_NL__2PRFIN20071027_050302_000000432062_00463_29575_7851.N1	27-OCT-2007 05:03:02	Straylight	42.500	52	16Bet Cet	2.0370	4500.0	85	29575	No
56	GOM_NL__2PRFIN20071027_051231_000000362062_00463_29575_7852.N1	27-OCT-2007 05:12:31	Bright	35.500	140	88Gam Peg	2.8340	26000.	71	29575	No
57	GOM_NL__2PRFIN20071027_051624_000000362062_00463_29575_7853.N1	27-OCT-2007 05:16:24	Bright	36.000	58	21Alp And	2.0730	11000.	72	29575	No
58	GOM_NL__2PRFIN20071027_051811_000000372062_00463_29575_7854.N1	27-OCT-2007 05:18:11	Bright	36.500	53	43Bet And	2.0480	3300.0	73	29575	No
59	GOM_NL__2PRFIN20071027_052400_000000372062_00463_29575_7855.N1	27-OCT-2007 05:24:00	Bright	36.500	68	18Alp Cas	2.2250	4500.0	73	29575	No
60	GOM_NL__2PRFIN20071027_052515_000000372062_00463_29575_7856.N1	27-OCT-2007 05:25:15	Bright	37.000	76	27Gam Cas	2.3000	30000.	74	29575	No
61	GOM_NL__2PRFIN20071027_053315_000000362062_00463_29575_7857.N1	27-OCT-2007 05:33:15	Bright	35.500	49	1Alp UMi	1.9900	6300.0	71	29575	No
62	GOM_NL__2PRFIN20071027_053651_000000372062_00463_29575_7858.N1	27-OCT-2007 05:36:51	Bright	37.000	60	7Bet UMi	2.0810	3950.0	74	29575	No
63	GOM_NL__2PRFIN20071027_054128_000000382062_00463_29575_7859.N1	27-OCT-2007 05:41:28	Bright	38.000	36	50Alp UMa	1.8000	6300.0	76	29575	No
64	GOM_NL__2PRFIN20071027_054248_000000392062_00463_29575_7860.N1	27-OCT-2007 05:42:48	Bright	38.500	32	77Eps UMa	1.7630	11000.	77	29575	No
65	GOM_NL__2PRFIN20071027_054639_000000372062_00463_29575_7861.N1	27-OCT-2007 05:46:39	Bright	37.000	174	52Psi UMa	3.0040	4400.0	74	29575	No
66	GOM_NL__2PRFIN20071027_055346_000000362062_00463_29575_7862.N1	27-OCT-2007 05:53:46	Bright	36.000	96	68Del Leo	2.5600	9300.0	72	29575	No
67	GOM_NL__2PRFIN20071027_061327_000000402062_00463_29575_7863.N1	27-OCT-2007 06:13:27	Dark	40.000	113	Mu Vel	2.6920	5000.0	80	29575	No
68	GOM_NL__2PRFIN20071027_061819_000000372062_00464_29576_7867.N1	27-OCT-2007 06:18:19	Dark	37.000	159	Ups Car	2.9200	7200.0	74	29576	No
69	GOM_NL__2PRFIN20071027_061952_000000382062_00464_29576_7868.N1	27-OCT-2007 06:19:52	Dark	37.500	29	Bet Car	1.6720	10200.	75	29576	No
70	GOM_NL__2PRFIN20071027_063052_000000382062_00464_29576_7869.N1	27-OCT-2007 06:30:52	Dark	37.500	143	Alp Hyi	2.8570	7200.0	75	29576	No
71	GOM_NL__2PRFIN20071027_063216_000000422062_00464_29576_7870.N1	27-OCT-2007 06:32:16	Dark	42.000	9	Alp Eri	0.45300	24000.	84	29576	No
72	GOM_NL__2PRFIN20071027_063521_000000422062_00464_29576_7871.N1	27-OCT-2007 06:35:21	Straylight	42.000	157	The1Eri	2.9060	9300.0	84	29576	No
73	GOM_NL__2PRFIN20071027_064339_000000462062_00464_29576_7872.N1	27-OCT-2007 06:43:39	Straylight	45.500	52	16Bet Cet	2.0370	4500.0	91	29576	No
74	GOM_NL__2PRFIN20071027_065307_000000342062_00464_29576_7873.N1	27-OCT-2007 06:53:07	Bright	33.500	140	88Gam Peg	2.8340	26000.	67	29576	No
75	GOM_NL__2PRFIN20071027_065700_000000342062_00464_29576_7874.N1	27-OCT-2007 06:57:00	Bright	34.000	58	21Alp And	2.0730	11000.	68	29576	No
76	GOM_NL__2PRFIN20071027_065847_000000372062_00464_29576_7875.N1	27-OCT-2007 06:58:47	Bright	37.000	53	43Bet And	2.0480	3300.0	74	29576	No
77	GOM_NL__2PRFIN20071027_070436_000000382062_00464_29576_7876.N1	27-OCT-2007 07:04:36	Bright	37.500	68	18Alp Cas	2.2250	4500.0	75	29576	No
78	GOM_NL__2PRFIN20071027_070551_000000372062_00464_29576_7877.N1	27-OCT-2007 07:05:51	Bright	36.500	76	27Gam Cas	2.3000	30000.	73	29576	No
79	GOM_NL__2PRFIN20071027_071351_000000352062_00464_29576_7878.N1	27-OCT-2007 07:13:51	Bright	34.500	49	1Alp UMi	1.9900	6300.0	69	29576	No
80	GOM_NL__2PRFIN20071027_071727_000000352062_00464_29576_7879.N1	27-OCT-2007 07:17:27	Bright	35.000	60	7Bet UMi	2.0810	3950.0	70	29576	No
81	GOM_NL__2PRFIN20071027_072204_000000382062_00464_29576_7880.N1	27-OCT-2007 07:22:04	Bright	38.000	36	50Alp UMa	1.8000	6300.0	76	29576	No
82	GOM_NL__2PRFIN20071027_072324_000000362062_00464_29576_7881.N1	27-OCT-2007 07:23:24	Bright	35.500	32	77Eps UMa	1.7630	11000.	71	29576	No
83	GOM_NL__2PRFIN20071027_072715_000000372062_00464_29576_7882.N1	27-OCT-2007 07:27:15	Bright	37.000	174	52Psi UMa	3.0040	4400.0	74	29576	No
84	GOM_NL__2PRFIN20071027_073422_000000362062_00464_29576_7883.N1	27-OCT-2007 07:34:22	Bright	36.000	96	68Del Leo	2.5600	9300.0	72	29576	No
85	GOM_NL__2PRFIN20071027_075403_000000402062_00464_29576_7884.N1	27-OCT-2007 07:54:03	Dark	40.000	113	Mu Vel	2.6920	5000.0	80	29576	No
86	GOM_NL__2PRFIN20071027_075735_000000392062_00465_29577_7897.N1	27-OCT-2007 07:57:35	Dark	38.500	91	Kap Vel	2.4900	26000.	77	29577	No
87	GOM_NL__2PRFIN20071027_075855_000000382062_00465_29577_7898.N1	27-OCT-2007 07:58:55	Dark	37.500	159	Ups Car	2.9200	7200.0	75	29577	No
88	GOM_NL__2PRFIN20071027_080029_000000462062_00465_29577_7899.N1	27-OCT-2007 08:00:29	Dark	46.000	29	Bet Car	1.6720	10200.	92	29577	No
89	GOM_NL__2PRFIN20071027_081128_000000382062_00465_29577_7900.N1	27-OCT-2007 08:11:28	Dark	38.000	143	Alp Hyi	2.8570	7200.0	76	29577	No
90	GOM_NL__2PRFIN20071027_081252_000000402062_00465_29577_7901.N1	27-OCT-2007 08:12:52	Dark	40.000	9	Alp Eri	0.45300	24000.	80	29577	No
91	GOM_NL__2PRFIN20071027_081558_000000412062_00465_29577_7902.N1	27-OCT-2007 08:15:58	Straylight	40.500	157	The1Eri	2.9060	9300.0	81	29577	No
92	GOM_NL__2PRFIN20071027_082415_000000412062_00465_29577_7903.N1	27-OCT-2007 08:24:15	Straylight	41.000	52	16Bet Cet	2.0370	4500.0	82	29577	No
93	GOM_NL__2PRFIN20071027_083343_000000362062_00465_29577_7904.N1	27-OCT-2007 08:33:43	Bright	35.500	140	88Gam Peg	2.8340	26000.	71	29577	No
94	GOM_NL__2PRFIN20071027_083736_000000352062_00465_29577_7905.N1	27-OCT-2007 08:37:36	Bright	35.000	58	21Alp And	2.0730	11000.	70	29577	No
95	GOM_NL__2PRFIN20071027_083923_000000372062_00465_29577_7906.N1	27-OCT-2007 08:39:23	Bright	36.500	53	43Bet And	2.0480	3300.0	73	29577	No
96	GOM_NL__2PRFIN20071027_084512_000000362062_00465_29577_7907.N1	27-OCT-2007 08:45:12	Bright	36.000	68	18Alp Cas	2.2250	4500.0	72	29577	No
97	GOM_NL__2PRFIN20071027_084626_000000352062_00465_29577_7908.N1	27-OCT-2007 08:46:26	Bright	35.000	76	27Gam Cas	2.3000	30000.	70	29577	No
98	GOM_NL__2PRFIN20071027_085427_000000352062_00465_29577_7909.N1	27-OCT-2007 08:54:27	Bright	35.000	49	1Alp UMi	1.9900	6300.0	70	29577	No
99	GOM_NL__2PRFIN20071027_085803_000000372062_00465_29577_7910.N1	27-OCT-2007 08:58:03	Bright	36.500	60	7Bet UMi	2.0810	3950.0	73	29577	No
100	GOM_NL__2PRFIN20071027_090240_000000382062_00465_29577_7911.N1	27-OCT-2007 09:02:40	Bright	38.000	36	50Alp UMa	1.8000	6300.0	76	29577	No
101	GOM_NL__2PRFIN20071027_090400_000000362062_00465_29577_7912.N1	27-OCT-2007 09:04:00	Bright	35.500	32	77Eps UMa	1.7630	11000.	71	29577	No

102	GOM_NL__2PRFIN20071027_090751_000000352062_00465_29577_7913.N1	27-OCT-2007 09:07:51	Bright	34.500	174	52Psi UMa	3.0040	4400.0	69	29577	No
103	GOM_NL__2PRFIN20071027_091458_000000362062_00465_29577_7914.N1	27-OCT-2007 09:14:58	Bright	35.500	96	68Del Leo	2.5600	9300.0	71	29577	No
104	GOM_NL__2PRFIN20071027_093439_000000392062_00465_29577_7915.N1	27-OCT-2007 09:34:39	Dark	38.500	113	Mu Vel	2.6920	5000.0	77	29577	No
105	GOM_NL__2PRFIN20071027_093812_000000392062_00466_29578_7919.N1	27-OCT-2007 09:38:12	Dark	38.500	91	Kap Vel	2.4900	26000.	77	29578	No
106	GOM_NL__2PRFIN20071027_094105_000000382062_00466_29578_7920.N1	27-OCT-2007 09:41:05	Dark	37.500	29	Bet Car	1.6720	10200.	75	29578	No
107	GOM_NL__2PRFIN20071027_095204_000000372062_00466_29578_7921.N1	27-OCT-2007 09:52:04	Dark	37.000	143	Alp Hyi	2.8570	7200.0	74	29578	No
108	GOM_NL__2PRFIN20071027_095328_000000442062_00466_29578_7922.N1	27-OCT-2007 09:53:28	Dark	43.500	9	Alp Eri	0.45300	24000.	87	29578	No
109	GOM_NL__2PRFIN20071027_095634_000000422062_00466_29578_7923.N1	27-OCT-2007 09:56:34	Straylight	42.000	157	The1Eri	2.9060	9300.0	84	29578	No
110	GOM_NL__2PRFIN20071027_100451_000000432062_00466_29578_7924.N1	27-OCT-2007 10:04:51	Straylight	43.000	52	16Bet Cet	2.0370	4500.0	86	29578	No
111	GOM_NL__2PRFIN20071027_101419_000000352062_00466_29578_7925.N1	27-OCT-2007 10:14:19	Bright	34.500	140	88Gam Peg	2.8340	26000.	69	29578	No
112	GOM_NL__2PRFIN20071027_101812_000000352062_00466_29578_7926.N1	27-OCT-2007 10:18:12	Bright	34.500	58	21Alp And	2.0730	11000.	69	29578	No
113	GOM_NL__2PRFIN20071027_101959_000000362062_00466_29578_7927.N1	27-OCT-2007 10:19:59	Bright	36.000	53	43Bet And	2.0480	3300.0	72	29578	No
114	GOM_NL__2PRFIN20071027_102547_000000382062_00466_29578_7928.N1	27-OCT-2007 10:25:47	Bright	37.500	68	18Alp Cas	2.2250	4500.0	75	29578	No
115	GOM_NL__2PRFIN20071027_103503_000000362062_00466_29578_7929.N1	27-OCT-2007 10:35:03	Bright	35.500	49	1Alp UMi	1.9900	6300.0	71	29578	No
116	GOM_NL__2PRFIN20071027_103839_000000372062_00466_29578_7930.N1	27-OCT-2007 10:38:39	Bright	37.000	60	7Bet UMi	2.0810	3950.0	74	29578	No
117	GOM_NL__2PRFIN20071027_104316_000000382062_00466_29578_7931.N1	27-OCT-2007 10:43:16	Bright	37.500	36	50Alp UMa	1.8000	6300.0	75	29578	No
118	GOM_NL__2PRFIN20071027_104436_000000362062_00466_29578_7932.N1	27-OCT-2007 10:44:36	Bright	36.000	32	77Eps UMa	1.7630	11000.	72	29578	No
119	GOM_NL__2PRFIN20071027_104827_000000382062_00466_29578_7933.N1	27-OCT-2007 10:48:27	Bright	37.500	174	52Psi UMa	3.0040	4400.0	75	29578	No
120	GOM_NL__2PRFIN20071027_105534_000000362062_00466_29578_7934.N1	27-OCT-2007 10:55:34	Bright	36.000	96	68Del Leo	2.5600	9300.0	72	29578	No
121	GOM_NL__2PRFIN20071027_111516_000000422062_00466_29578_7935.N1	27-OCT-2007 11:15:16	Dark	42.000	113	Mu Vel	2.6920	5000.0	84	29578	No
122	GOM_NL__2PRFIN20071027_111848_000000382062_00467_29579_7941.N1	27-OCT-2007 11:18:48	Dark	38.000	91	Kap Vel	2.4900	26000.	76	29579	No
123	GOM_NL__2PRFIN20071027_130040_000000412062_00468_29580_7963.N1	27-OCT-2007 13:00:40	Dark	40.500	46	Del Vel	1.9540	10600.	81	29580	No
124	GOM_NL__2PRFIN20071027_130206_000000422062_00468_29580_7964.N1	27-OCT-2007 13:02:06	Dark	42.000	41	Eps Car	1.8600	4100.0	84	29580	No
125	GOM_NL__2PRFIN20071027_130659_000000482062_00468_29580_7965.N1	27-OCT-2007 13:06:59	Dark	47.500	2	Alp Car	-0.73600	7000.0	95	29580	No
126	GOM_NL__2PRFIN20071027_131747_000000422062_00468_29580_7966.N1	27-OCT-2007 13:17:47	Straylight	41.500	157	The1Eri	2.9060	9300.0	83	29580	No
127	GOM_NL__2PRFIN20071027_133719_000000402062_00468_29580_7967.N1	27-OCT-2007 13:37:19	Bright	40.000	105	6Bet Ari	2.6450	8900.0	80	29580	No
128	GOM_NL__2PRFIN20071027_134110_000000382062_00468_29580_7968.N1	27-OCT-2007 13:41:10	Bright	38.000	53	43Bet And	2.0480	3300.0	76	29580	No
129	GOM_NL__2PRFIN20071027_134355_000000412062_00468_29580_7969.N1	27-OCT-2007 13:43:55	Bright	40.500	73	57Gam1And	2.2600	13100.	81	29580	No
130	GOM_NL__2PRFIN20071027_134659_000000362062_00468_29580_7970.N1	27-OCT-2007 13:46:59	Bright	36.000	68	18Alp Cas	2.2250	4500.0	72	29580	No
131	GOM_NL__2PRFIN20071027_134814_000000362062_00468_29580_7971.N1	27-OCT-2007 13:48:14	Bright	36.000	76	27Gam Cas	2.3000	30000.	72	29580	No
132	GOM_NL__2PRFIN20071027_135615_000000332062_00468_29580_7972.N1	27-OCT-2007 13:56:15	Bright	33.000	49	1Alp UMi	1.9900	6300.0	66	29580	No
133	GOM_NL__2PRFIN20071027_140428_000000382062_00468_29580_7973.N1	27-OCT-2007 14:04:28	Bright	38.000	36	50Alp UMa	1.8000	6300.0	76	29580	No
134	GOM_NL__2PRFIN20071027_140603_000000372062_00468_29580_7974.N1	27-OCT-2007 14:06:03	Bright	36.500	82	48Bet UMa	2.3650	10600.	73	29580	No
135	GOM_NL__2PRFIN20071027_140938_000000372062_00468_29580_7975.N1	27-OCT-2007 14:09:38	Bright	37.000	174	52Psi UMa	3.0040	4400.0	74	29580	No
136	GOM_NL__2PRFIN20071027_141647_000000352062_00468_29580_7976.N1	27-OCT-2007 14:16:47	Bright	35.000	96	68Del Leo	2.5600	9300.0	70	29580	No
137	GOM_NL__2PRFIN20071027_143829_000000552062_00468_29580_7977.N1	27-OCT-2007 14:38:29	Dark	54.500	65	Lam Vel	2.2040	4400.0	109	29580	No
138	GOM_NL__2PRFIN20071027_144001_000000382062_00469_29581_7979.N1	27-OCT-2007 14:40:01	Dark	38.000	91	Kap Vel	2.4900	26000.	76	29581	No
139	GOM_NL__2PRFIN20071027_144117_000000412062_00469_29581_7980.N1	27-OCT-2007 14:41:17	Dark	41.000	46	Del Vel	1.9540	10600.	82	29581	No
140	GOM_NL__2PRFIN20071027_144242_000000412062_00469_29581_7981.N1	27-OCT-2007 14:42:42	Dark	41.000	41	Eps Car	1.8600	4100.0	82	29581	No
141	GOM_NL__2PRFIN20071027_144736_000000472062_00469_29581_7982.N1	27-OCT-2007 14:47:36	Dark	47.000	2	Alp Car	-0.73600	7000.0	94	29581	No
142	GOM_NL__2PRFIN20071027_145823_000000392062_00469_29581_7983.N1	27-OCT-2007 14:58:23	Straylight	38.500	157	The1Eri	2.9060	9300.0	77	29581	No
143	GOM_NL__2PRFIN20071027_151754_000000392062_00469_29581_7984.N1	27-OCT-2007 15:17:54	Bright	39.000	105	6Bet Ari	2.6450	8900.0	78	29581	No
144	GOM_NL__2PRFIN20071027_152146_000000362062_00469_29581_7985.N1	27-OCT-2007 15:21:46	Bright	36.000	53	43Bet And	2.0480	3300.0	72	29581	No
145	GOM_NL__2PRFIN20071027_152430_000000412062_00469_29581_7986.N1	27-OCT-2007 15:24:30	Bright	41.000	73	57Gam1And	2.2600	13100.	82	29581	No
146	GOM_NL__2PRFIN20071027_152735_000000352062_00469_29581_7987.N1	27-OCT-2007 15:27:35	Bright	35.000	68	18Alp Cas	2.2250	4500.0	70	29581	No
147	GOM_NL__2PRFIN20071027_152850_000000342062_00469_29581_7988.N1	27-OCT-2007 15:28:50	Bright	33.500	76	27Gam Cas	2.3000	30000.	67	29581	No
148	GOM_NL__2PRFIN20071027_153651_000000362062_00469_29581_7989.N1	27-OCT-2007 15:36:51	Bright	36.000	49	1Alp UMi	1.9900	6300.0	72	29581	No
149	GOM_NL__2PRFIN20071027_154503_000000392062_00469_29581_7990.N1	27-OCT-2007 15:45:03	Bright	38.500	36	50Alp UMa	1.8000	6300.0	77	29581	No
150	GOM_NL__2PRFIN20071027_154639_000000552062_00469_29581_7991.N1	27-OCT-2007 15:46:39	Bright	55.000	82	48Bet UMa	2.3650	10600.	110	29581	No
151	GOM_NL__2PRFIN20071027_155014_000000392062_00469_29581_7992.N1	27-OCT-2007 15:50:14	Bright	38.500	174	52Psi UMa	3.0040	4400.0	77	29581	No
152	GOM_NL__2PRFIN20071027_155723_000000362062_00469_29581_7993.N1	27-OCT-2007 15:57:23	Bright	35.500	96	68Del Leo	2.5600	9300.0	71	29581	No
153	GOM_NL__2PRFIN20071027_161906_000000582062_00469_29581_7994.N1	27-OCT-2007 16:19:06	Dark	58.000	65	Lam Vel	2.2040	4400.0	116	29581	No
154	GOM_NL__2PRFIN20071027_162037_000000392062_00470_29582_7997.N1	27-OCT-2007 16:20:37	Dark	38.500	91	Kap Vel	2.4900	26000.	77	29582	No
155	GOM_NL__2PRFIN20071027_162238_000000452062_00470_29582_7998.N1	27-OCT-2007 16:22:38	Dark	45.000	34	Gam2Vel	1.7930	23000.	90	29582	No
156	GOM_NL__2PRFIN20071027_162813_000000482062_00470_29582_7999.N1	27-OCT-2007 16:28:13	Dark	47.500	2	Alp Car	-0.73600	7000.0	95	29582	No
157	GOM_NL__2PRFIN20071027_163859_000000442062_00470_29582_8000.N1	27-OCT-2007 16:38:59	Straylight	44.000	157	The1Eri	2.9060	9300.0	88	29582	No
158	GOM_NL__2PRFIN20071027_165830_000000412062_00470_29582_8001.N1	27-OCT-2007 16:58:30	Bright	41.000	105	6Bet Ari	2.6450	8900.0	82	29582	No
159	GOM_NL__2PRFIN20071027_170222_000000392062_00470_29582_8002.N1	27-OCT-2007 17:02:22	Bright	39.000	53	43Bet And	2.0480	3300.0	78	29582	No
160	GOM_NL__2PRFIN20071027_170506_000000412062_00470_29582_8003.N1	27-OCT-2007 17:05:06	Bright	41.000	73	57Gam1And	2.2600	13100.	82	29582	No

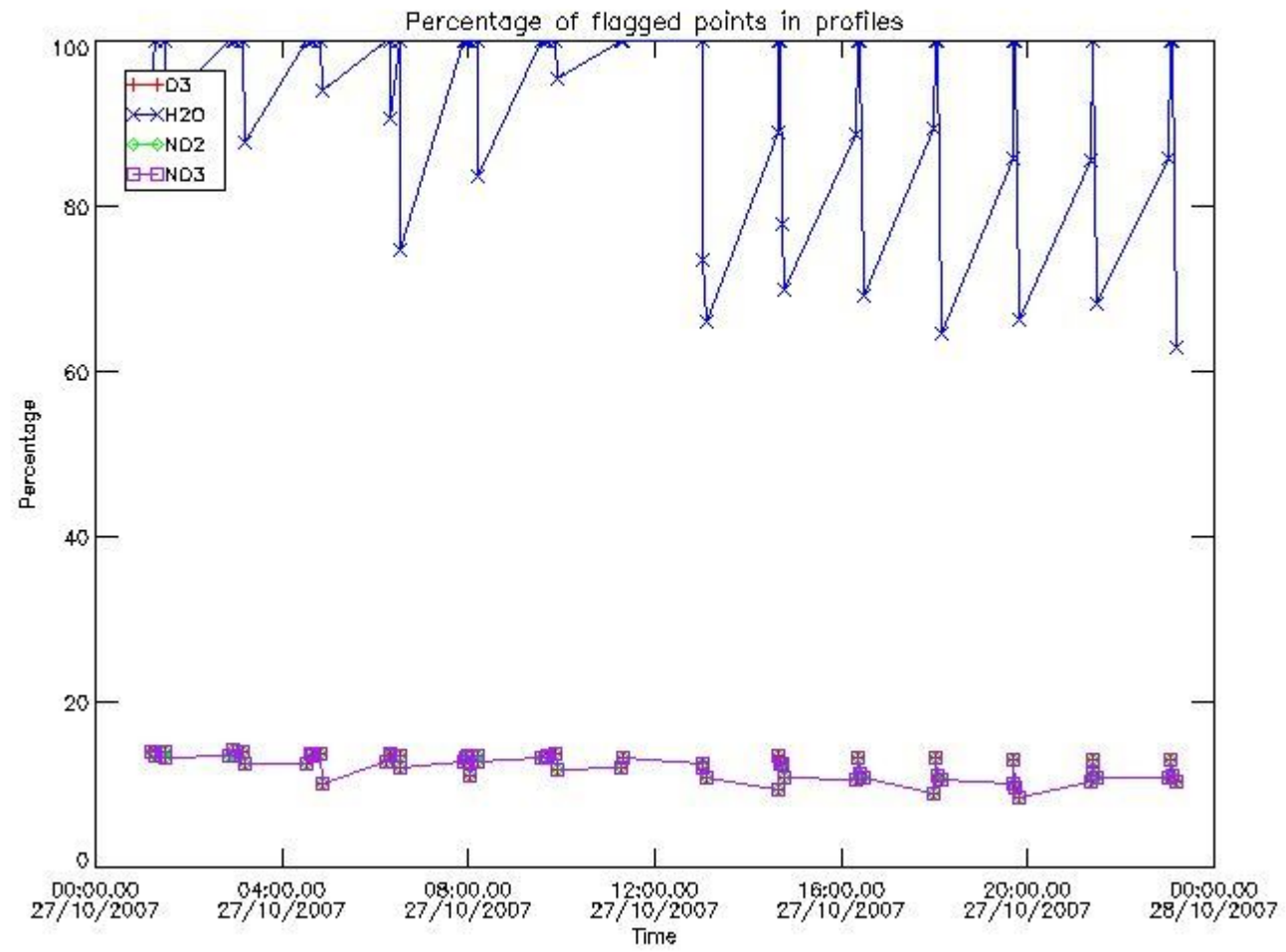
161	GOM_NL__2PRFIN20071027_170811_000000372062_00470_29582_8004.N1	27-OCT-2007 17:08:11	Bright	37.000	68	18Alp Cas	2.2250	4500.0	74	29582	No
162	GOM_NL__2PRFIN20071027_170926_000000372062_00470_29582_8005.N1	27-OCT-2007 17:09:26	Bright	36.500	76	27Gam Cas	2.3000	30000.	73	29582	No
163	GOM_NL__2PRFIN20071027_171727_000000362062_00470_29582_8006.N1	27-OCT-2007 17:17:27	Bright	36.000	49	1Alp UMi	1.9900	6300.0	72	29582	No
164	GOM_NL__2PRFIN20071027_172539_000000362062_00470_29582_8007.N1	27-OCT-2007 17:25:39	Bright	36.000	36	50Alp UMa	1.8000	6300.0	72	29582	No
165	GOM_NL__2PRFIN20071027_172715_000000362062_00470_29582_8008.N1	27-OCT-2007 17:27:15	Bright	35.500	82	48Bet UMa	2.3650	10600.	71	29582	No
166	GOM_NL__2PRFIN20071027_173050_000000552062_00470_29582_8009.N1	27-OCT-2007 17:30:50	Bright	55.000	174	52Psi UMa	3.0040	4400.0	110	29582	No
167	GOM_NL__2PRFIN20071027_173759_000000352062_00470_29582_8010.N1	27-OCT-2007 17:37:59	Bright	35.000	96	68Del Leo	2.5600	9300.0	70	29582	No
168	GOM_NL__2PRFIN20071027_175943_000000572062_00470_29582_8011.N1	27-OCT-2007 17:59:43	Dark	57.000	65	Lam Vel	2.2040	4400.0	114	29582	No
169	GOM_NL__2PRFIN20071027_180114_000000392062_00471_29583_8015.N1	27-OCT-2007 18:01:14	Dark	38.500	91	Kap Vel	2.4900	26000.	77	29583	No
170	GOM_NL__2PRFIN20071027_180314_000000462062_00471_29583_8016.N1	27-OCT-2007 18:03:14	Dark	45.500	34	Gam2Vel	1.7930	23000.	91	29583	No
171	GOM_NL__2PRFIN20071027_180850_000000482062_00471_29583_8017.N1	27-OCT-2007 18:08:50	Dark	48.000	2	Alp Car	-0.73600	7000.0	96	29583	No
172	GOM_NL__2PRFIN20071027_181936_000000422062_00471_29583_8018.N1	27-OCT-2007 18:19:36	Straylight	41.500	157	The1Eri	2.9060	9300.0	83	29583	No
173	GOM_NL__2PRFIN20071027_183906_000000402062_00471_29583_8019.N1	27-OCT-2007 18:39:06	Bright	39.500	105	6Bet Ari	2.6450	8900.0	79	29583	No
174	GOM_NL__2PRFIN20071027_184258_000000382062_00471_29583_8020.N1	27-OCT-2007 18:42:58	Bright	37.500	53	43Bet And	2.0480	3300.0	75	29583	No
175	GOM_NL__2PRFIN20071027_184542_000000392062_00471_29583_8021.N1	27-OCT-2007 18:45:42	Bright	39.000	73	57Gam1And	2.2600	13100.	78	29583	No
176	GOM_NL__2PRFIN20071027_184847_000000372062_00471_29583_8022.N1	27-OCT-2007 18:48:47	Bright	37.000	68	18Alp Cas	2.2250	4500.0	74	29583	No
177	GOM_NL__2PRFIN20071027_185001_000000372062_00471_29583_8023.N1	27-OCT-2007 18:50:01	Bright	37.000	76	27Gam Cas	2.3000	30000.	74	29583	No
178	GOM_NL__2PRFIN20071027_185803_000000382062_00471_29583_8024.N1	27-OCT-2007 18:58:03	Bright	38.000	49	1Alp UMi	1.9900	6300.0	76	29583	No
179	GOM_NL__2PRFIN20071027_190615_000000352062_00471_29583_8025.N1	27-OCT-2007 19:06:15	Bright	35.000	36	50Alp UMa	1.8000	6300.0	70	29583	No
180	GOM_NL__2PRFIN20071027_190751_000000552062_00471_29583_8026.N1	27-OCT-2007 19:07:51	Bright	55.000	82	48Bet UMa	2.3650	10600.	110	29583	No
181	GOM_NL__2PRFIN20071027_191126_000000552062_00471_29583_8027.N1	27-OCT-2007 19:11:26	Bright	55.000	174	52Psi UMa	3.0040	4400.0	110	29583	No
182	GOM_NL__2PRFIN20071027_191835_000000552062_00471_29583_8028.N1	27-OCT-2007 19:18:35	Bright	55.000	96	68Del Leo	2.5600	9300.0	110	29583	No
183	GOM_NL__2PRFIN20071027_194020_000000502062_00471_29583_8029.N1	27-OCT-2007 19:40:20	Dark	50.000	65	Lam Vel	2.2040	4400.0	100	29583	No
184	GOM_NL__2PRFIN20071027_194150_000000392062_00472_29584_8066.N1	27-OCT-2007 19:41:50	Dark	39.000	91	Kap Vel	2.4900	26000.	78	29584	No
185	GOM_NL__2PRFIN20071027_194351_000000532062_00472_29584_8067.N1	27-OCT-2007 19:43:51	Dark	52.500	34	Gam2Vel	1.7930	23000.	105	29584	No
186	GOM_NL__2PRFIN20071027_194926_000000612062_00472_29584_8068.N1	27-OCT-2007 19:49:26	Dark	60.500	2	Alp Car	-0.73600	7000.0	121	29584	No
187	GOM_NL__2PRFIN20071027_200012_000000432062_00472_29584_8069.N1	27-OCT-2007 20:00:12	Straylight	42.500	157	The1Eri	2.9060	9300.0	85	29584	No
188	GOM_NL__2PRFIN20071027_201942_000000412062_00472_29584_8070.N1	27-OCT-2007 20:19:42	Bright	40.500	105	6Bet Ari	2.6450	8900.0	81	29584	No
189	GOM_NL__2PRFIN20071027_202334_000000392062_00472_29584_8071.N1	27-OCT-2007 20:23:34	Bright	39.000	53	43Bet And	2.0480	3300.0	78	29584	No
190	GOM_NL__2PRFIN20071027_202617_000000422062_00472_29584_8072.N1	27-OCT-2007 20:26:17	Bright	41.500	73	57Gam1And	2.2600	13100.	83	29584	No
191	GOM_NL__2PRFIN20071027_202923_000000372062_00472_29584_8073.N1	27-OCT-2007 20:29:23	Bright	37.000	68	18Alp Cas	2.2250	4500.0	74	29584	No
192	GOM_NL__2PRFIN20071027_203037_000000362062_00472_29584_8074.N1	27-OCT-2007 20:30:37	Bright	36.000	76	27Gam Cas	2.3000	30000.	72	29584	No
193	GOM_NL__2PRFIN20071027_203839_000000362062_00472_29584_8075.N1	27-OCT-2007 20:38:39	Bright	36.000	49	1Alp UMi	1.9900	6300.0	72	29584	No
194	GOM_NL__2PRFIN20071027_204651_000000402062_00472_29584_8076.N1	27-OCT-2007 20:46:51	Bright	40.000	36	50Alp UMa	1.8000	6300.0	80	29584	No
195	GOM_NL__2PRFIN20071027_204827_000000392062_00472_29584_8077.N1	27-OCT-2007 20:48:27	Bright	38.500	82	48Bet UMa	2.3650	10600.	77	29584	No
196	GOM_NL__2PRFIN20071027_205202_000000452062_00472_29584_8078.N1	27-OCT-2007 20:52:02	Bright	45.000	174	52Psi UMa	3.0040	4400.0	90	29584	No
197	GOM_NL__2PRFIN20071027_205911_000000372062_00472_29584_8079.N1	27-OCT-2007 20:59:11	Bright	36.500	96	68Del Leo	2.5600	9300.0	73	29584	No
198	GOM_NL__2PRFIN20071027_212056_000000492062_00472_29584_8080.N1	27-OCT-2007 21:20:56	Dark	49.000	65	Lam Vel	2.2040	4400.0	98	29584	No
199	GOM_NL__2PRFIN20071027_212227_000000392062_00473_29585_8080.N1	27-OCT-2007 21:22:27	Dark	39.000	91	Kap Vel	2.4900	26000.	78	29585	No
200	GOM_NL__2PRFIN20071027_212428_000000452062_00473_29585_8081.N1	27-OCT-2007 21:24:28	Dark	45.000	34	Gam2Vel	1.7930	23000.	90	29585	No
201	GOM_NL__2PRFIN20071027_213003_000000482062_00473_29585_8082.N1	27-OCT-2007 21:30:03	Dark	47.500	2	Alp Car	-0.73600	7000.0	95	29585	No
202	GOM_NL__2PRFIN20071027_214048_000000432062_00473_29585_8083.N1	27-OCT-2007 21:40:48	Straylight	43.000	157	The1Eri	2.9060	9300.0	86	29585	No
203	GOM_NL__2PRFIN20071027_220017_000000402062_00473_29585_8084.N1	27-OCT-2007 22:00:17	Bright	39.500	105	6Bet Ari	2.6450	8900.0	79	29585	No
204	GOM_NL__2PRFIN20071027_220410_000000392062_00473_29585_8085.N1	27-OCT-2007 22:04:10	Bright	38.500	53	43Bet And	2.0480	3300.0	77	29585	No
205	GOM_NL__2PRFIN20071027_220653_000000392062_00473_29585_8086.N1	27-OCT-2007 22:06:53	Bright	38.500	73	57Gam1And	2.2600	13100.	77	29585	No
206	GOM_NL__2PRFIN20071027_220959_000000372062_00473_29585_8087.N1	27-OCT-2007 22:09:59	Bright	37.000	68	18Alp Cas	2.2250	4500.0	74	29585	No
207	GOM_NL__2PRFIN20071027_221113_000000362062_00473_29585_8088.N1	27-OCT-2007 22:11:13	Bright	36.000	76	27Gam Cas	2.3000	30000.	72	29585	No
208	GOM_NL__2PRFIN20071027_221914_000000362062_00473_29585_8089.N1	27-OCT-2007 22:19:14	Bright	36.000	49	1Alp UMi	1.9900	6300.0	72	29585	No
209	GOM_NL__2PRFIN20071027_222727_000000392062_00473_29585_8090.N1	27-OCT-2007 22:27:27	Bright	39.000	36	50Alp UMa	1.8000	6300.0	78	29585	No
210	GOM_NL__2PRFIN20071027_222903_000000372062_00473_29585_8091.N1	27-OCT-2007 22:29:03	Bright	36.500	82	48Bet UMa	2.3650	10600.	73	29585	No
211	GOM_NL__2PRFIN20071027_223238_000000352062_00473_29585_8092.N1	27-OCT-2007 22:32:38	Bright	35.000	174	52Psi UMa	3.0040	4400.0	70	29585	No
212	GOM_NL__2PRFIN20071027_223948_000000352062_00473_29585_8093.N1	27-OCT-2007 22:39:48	Bright	34.500	96	68Del Leo	2.5600	9300.0	69	29585	No
213	GOM_NL__2PRFIN20071027_230133_000000472062_00473_29585_8094.N1	27-OCT-2007 23:01:33	Dark	46.500	65	Lam Vel	2.2040	4400.0	93	29585	No
214	GOM_NL__2PRFIN20071027_230303_000000392062_00474_29586_8085.N1	27-OCT-2007 23:03:03	Dark	39.000	91	Kap Vel	2.4900	26000.	78	29586	No
215	GOM_NL__2PRFIN20071027_230505_000000462062_00474_29586_8086.N1	27-OCT-2007 23:05:05	Dark	46.000	34	Gam2Vel	1.7930	23000.	92	29586	No
216	GOM_NL__2PRFIN20071027_231040_000000492062_00474_29586_8087.N1	27-OCT-2007 23:10:40	Dark	49.000	2	Alp Car	-0.73600	7000.0	98	29586	No
217	GOM_NL__2PRFIN20071027_232124_000000422062_00474_29586_8088.N1	27-OCT-2007 23:21:24	Straylight	42.000	157	The1Eri	2.9060	9300.0	84	29586	No
218	GOM_NL__2PRFIN20071027_234053_000000402062_00474_29586_8089.N1	27-OCT-2007 23:40:53	Bright	40.000	105	6Bet Ari	2.6450	8900.0	80	29586	No
219	GOM_NL__2PRFIN20071027_234445_000000382062_00474_29586_8090.N1	27-OCT-2007 23:44:45	Bright	38.000	53	43Bet And	2.0480	3300.0	76	29586	No

220	GOM_NL__2PRFIN20071027_234728_000000392062_00474_29586_8091.N1	27-OCT-2007 23:47:28	Bright	39.000	73	57Gam1And	2.2600	13100.	78	29586	No
221	GOM_NL__2PRFIN20071027_235034_000000352062_00474_29586_8092.N1	27-OCT-2007 23:50:34	Bright	35.000	68	18Alp Cas	2.2250	4500.0	70	29586	No
222	GOM_NL__2PRFIN20071027_235149_000000352062_00474_29586_8093.N1	27-OCT-2007 23:51:49	Bright	35.000	76	27Gam Cas	2.3000	30000.	70	29586	No
223	GOM_NL__2PRFIN20071027_235950_000000362062_00474_29586_8094.N1	27-OCT-2007 23:59:50	Bright	35.500	49	1Alp UMi	1.9900	6300.0	71	29586	No

3. Quality information per product

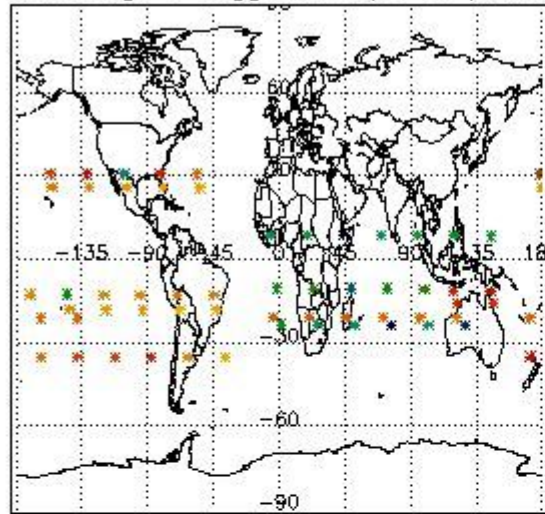
In this section it is plotted some information contained in the Quality Summary data set of the level 2 products. Only products in dark limb conditions and without errors (error flag in the MPH set to "0") are used.

3.1 Plot quality information per product (time dependant)

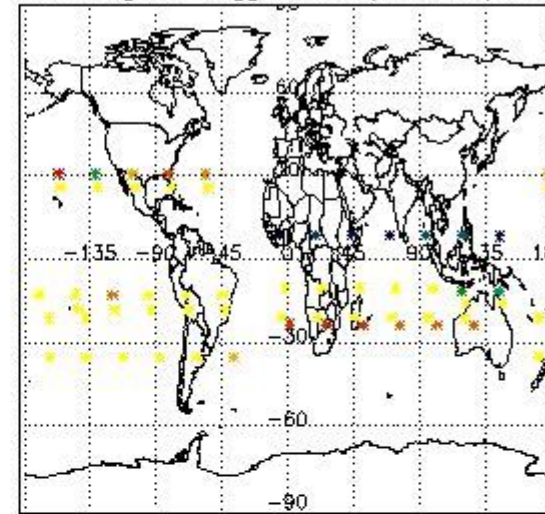


3.2 Plot quality information per product (world map)

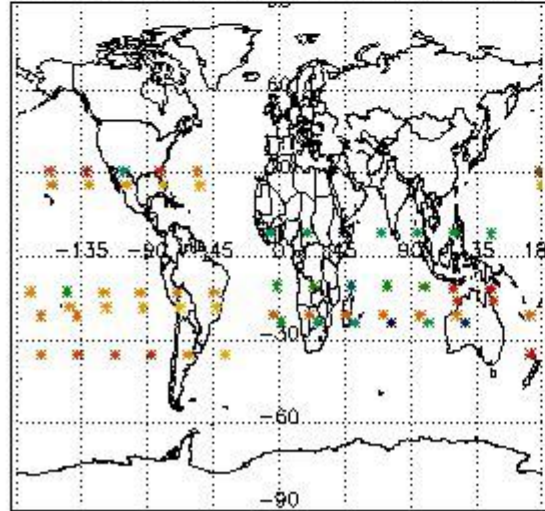
Percentage of flagged data per O3 profile



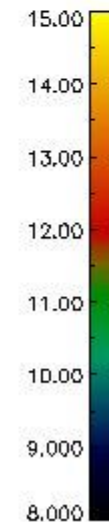
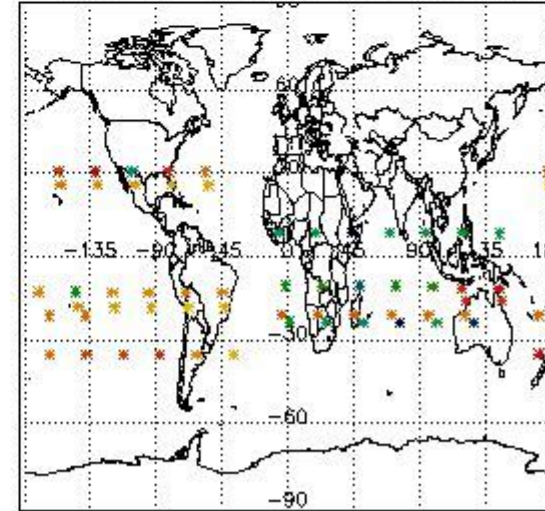
Percentage of flagged data per H2O profile



Percentage of flagged data per NO2 profile



Percentage of flagged data per NO3 profile

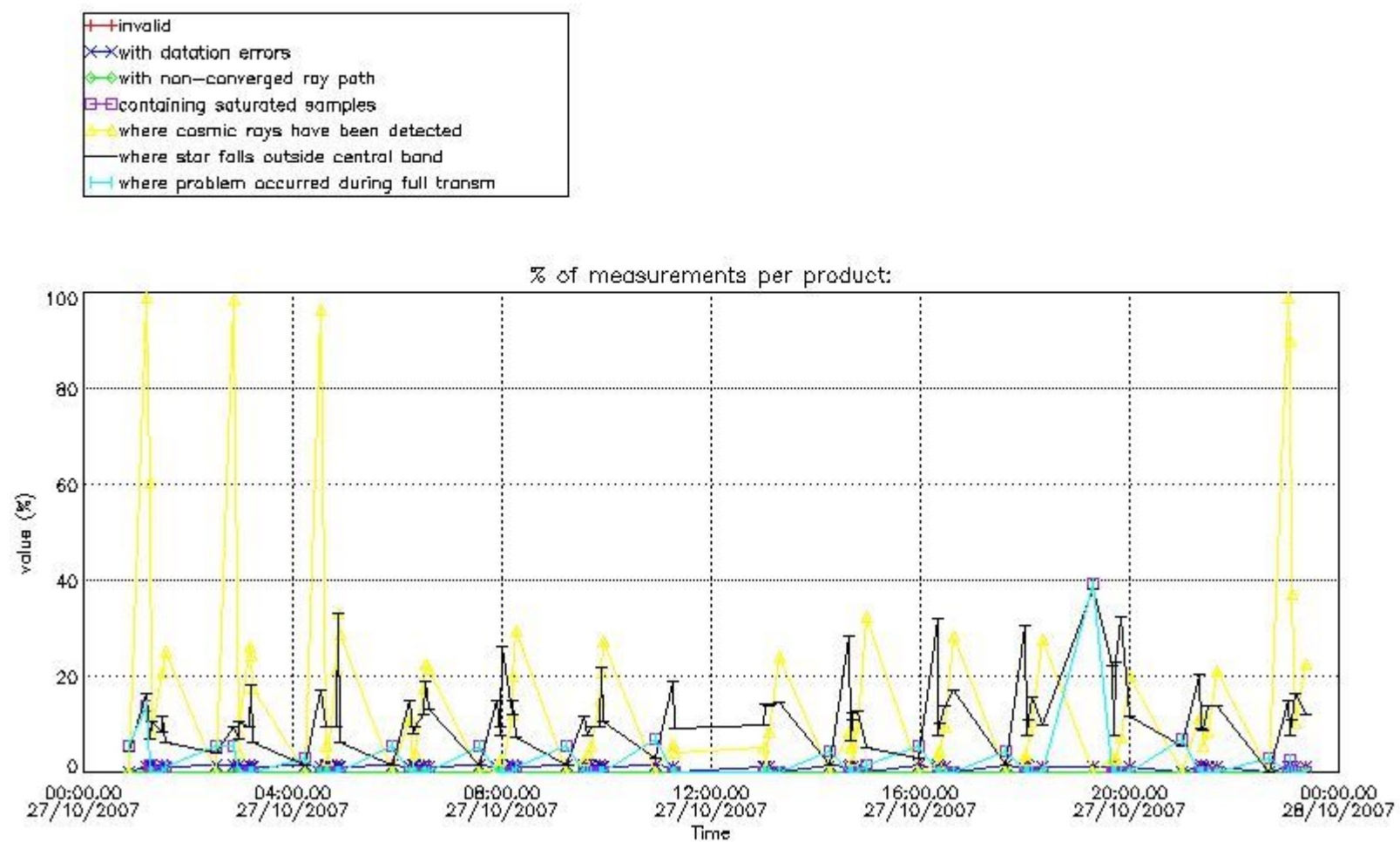


4. Level 1 quality information per product

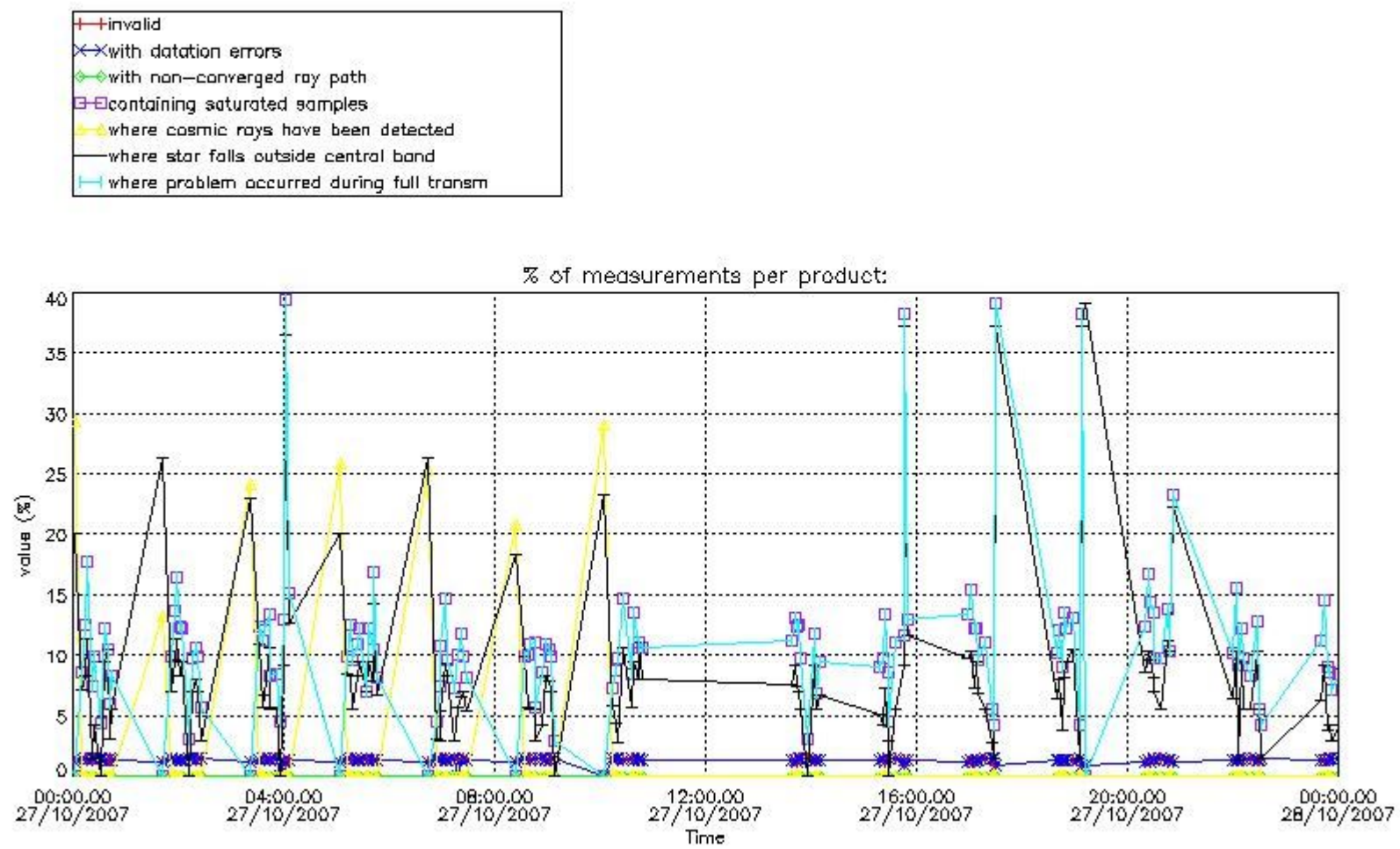
In this section it is plotted some information contained in the Quality Summary data set of the level 2 products that comes from the level 1b processing. Products without errors (error flag in the MPH set to "0") are used.

4.1 Plot quality information per product (time dependant) coming from level 1b processing

4.1.1 Plot level 1 quality information per product (time dependant): ENVISAT ASCENDING passes



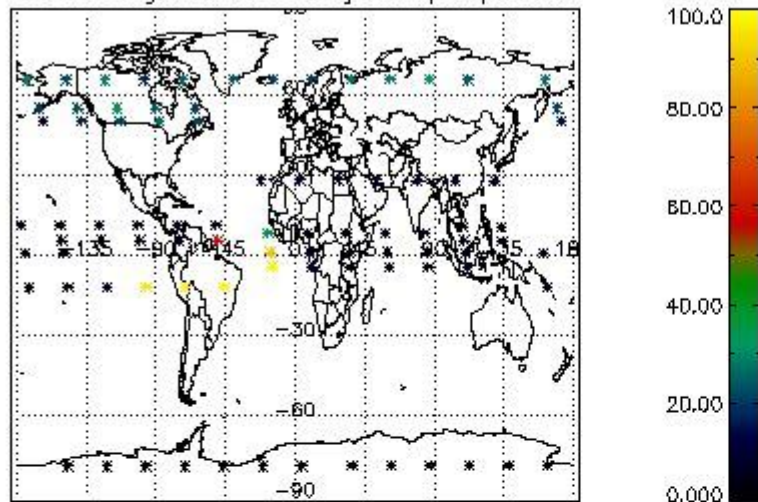
4.1.2 Plot level 1 quality information per product (time dependant): ENVI SAT DESCENDING passes



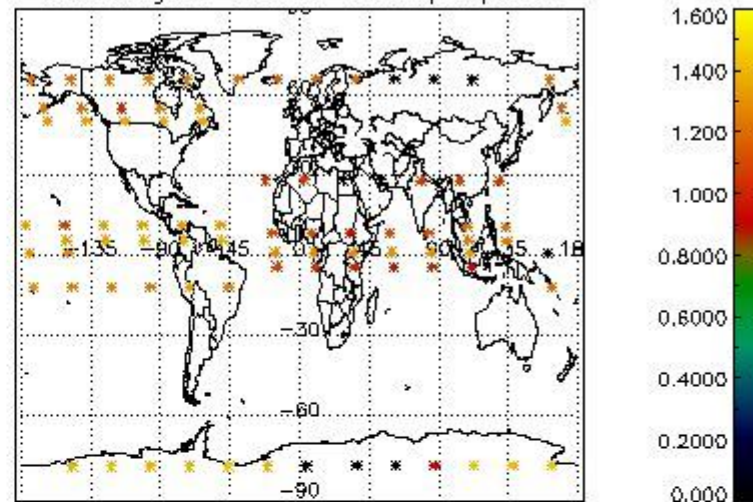
4.2 Plot quality information per product coming from level 1b processing (world map)

4.2.1 Plot level 1 quality information per product (world map): ENVISAT ASCENDING passes

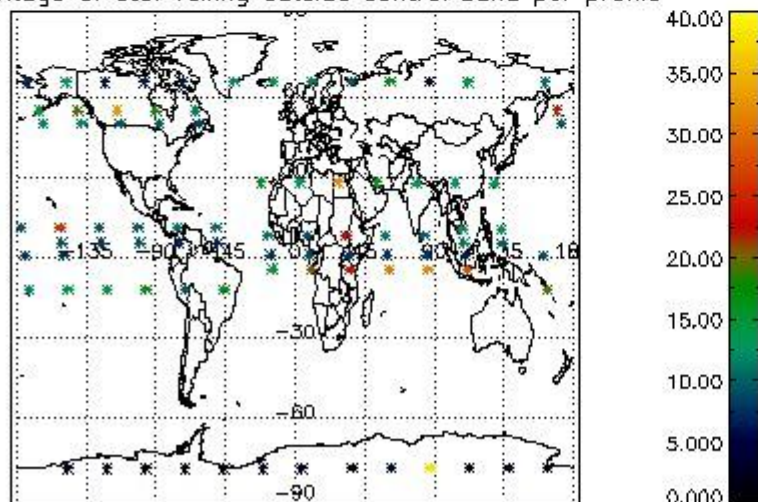
Percentage of cosmic ray hits per profile



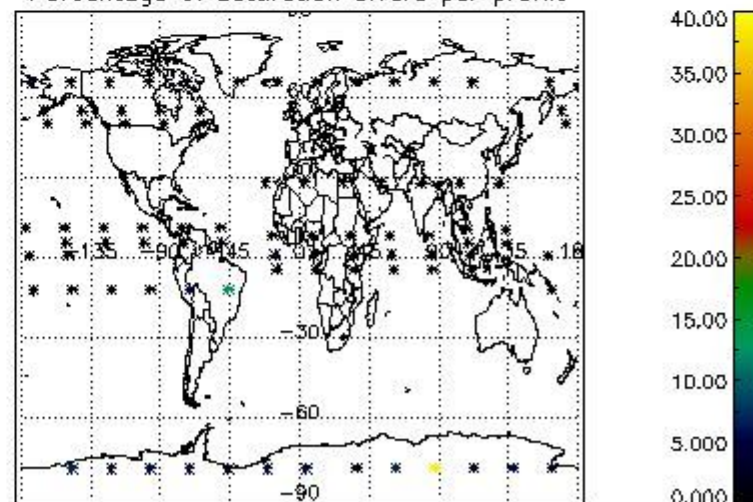
Percentage of datation errors per profile



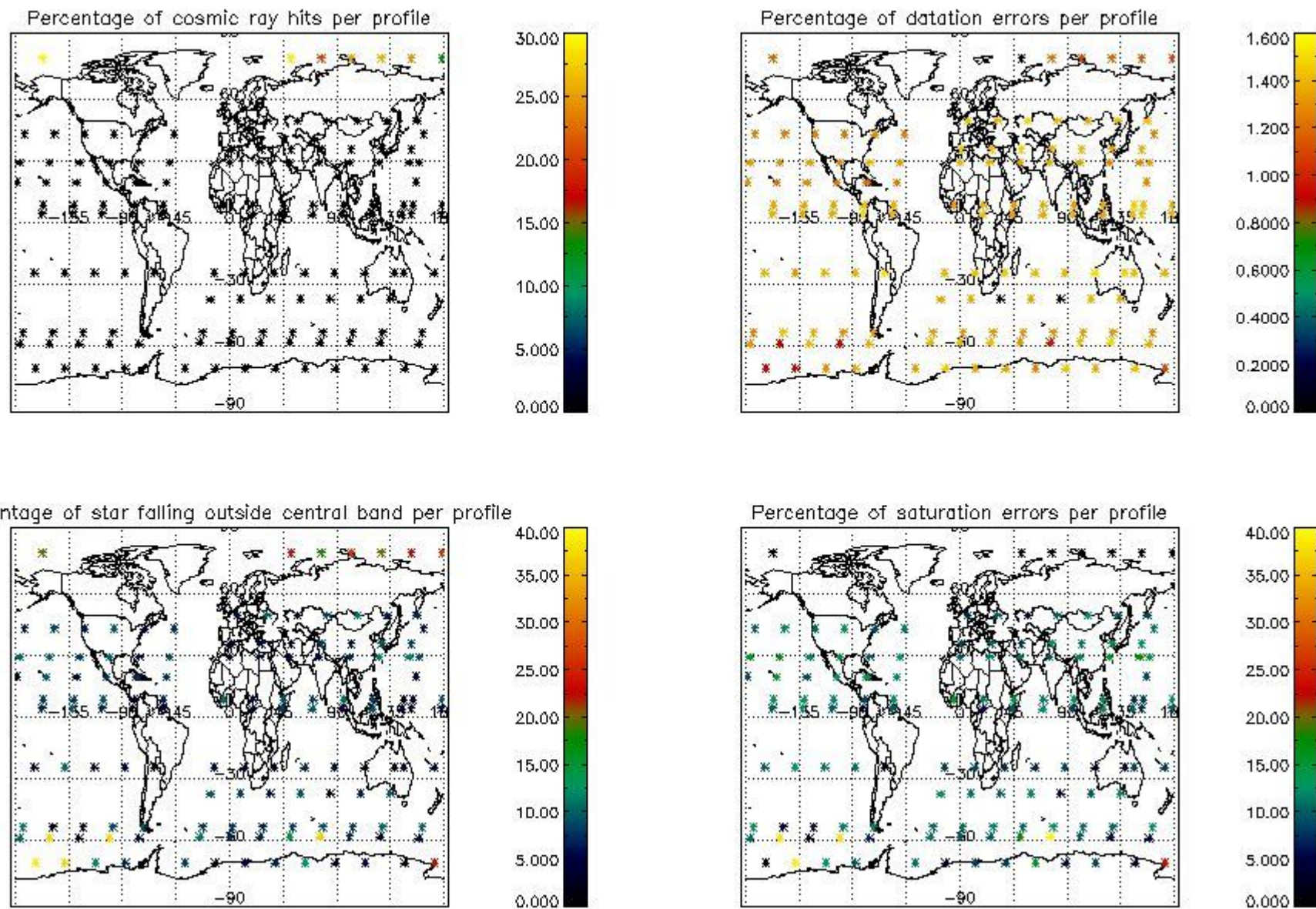
Percentage of star falling outside central band per profile



Percentage of saturation errors per profile



4.2.2 Plot level 1 quality information per product (world map): ENVISAT DESCENDING passes



5. Trace gas profiles

5.1 Ozone statistics based on quality of products

The final quality of the products can be "measured" using the STD (Standard Deviation) attached to every point profile. This information is written to the parameter GOM_NL__2P/NL_LOCAL_SPECIES_DENSITY/o3_std of the level 2 products. The table below shows the statistics for given STD ranges.

The statistics are given with respect to the overall valid production:

- Products without fatal errors: GOM_NL__2P/MPH/PRODUCT_ERR=0
- Valid point profile: GOM_NL__2P/NL_LOCAL_SPECIES_DENSITY/pcd(0)=0

The 'Criteria' is applied to valid points of dark limb products:

- Products in dark limb illumination condition: GOM_NL__2P/NL_SUMMARY_QUALITY/obs_ill_cond=0
- Products without fatal errors: GOM_NL__2P/MPH/PRODUCT_ERR=0
- Valid point profile: GOM_NL__2P/NL_LOCAL_SPECIES_DENSITY/pcd(0)=0

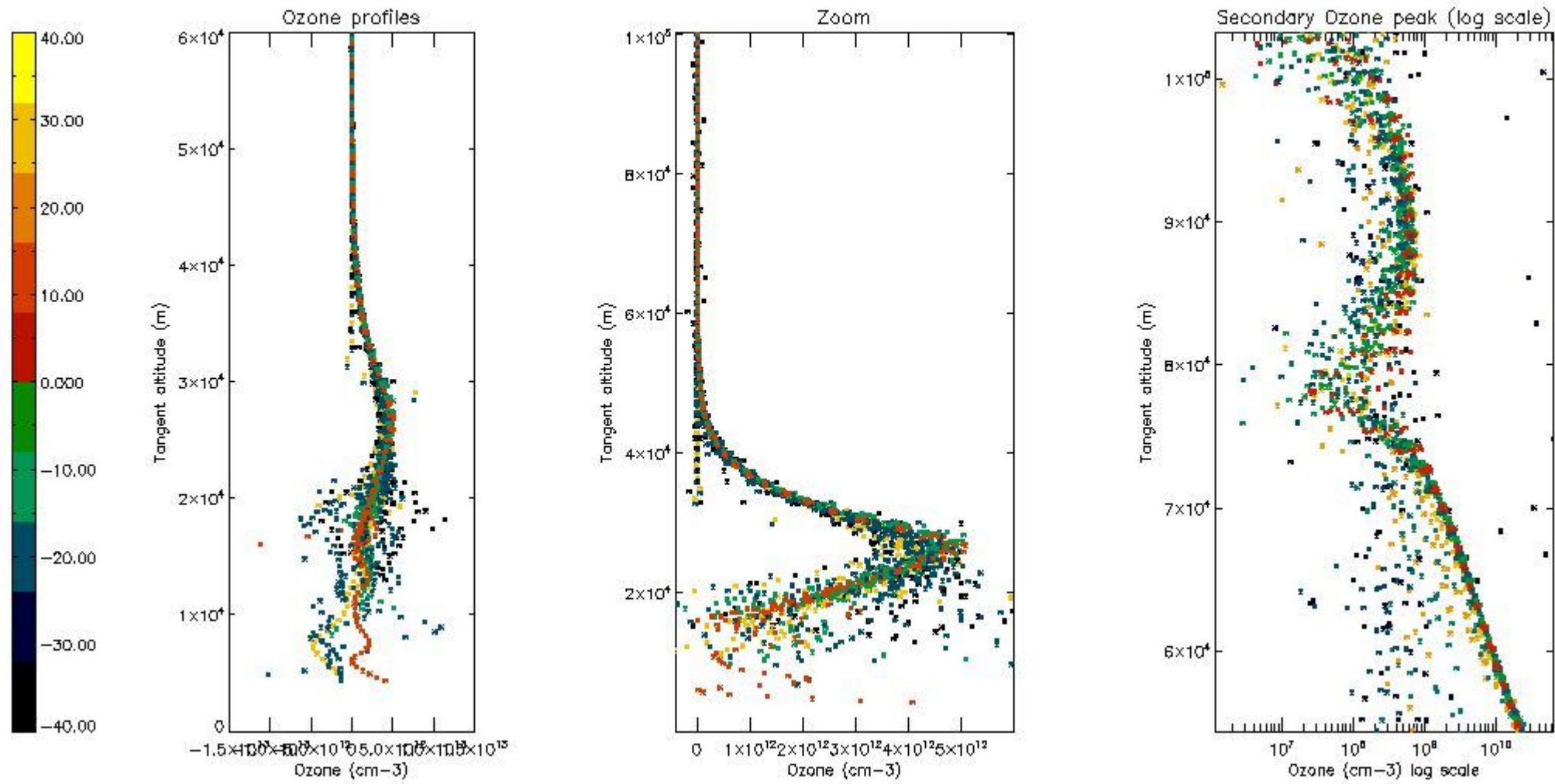
So, the table below shows the percentage of dark limb and valid observations for each criteria with respect to the overall valid daily observations.

Criteria	% of total production
All STD	31
STD < 20	17

STD < 10	13
STD < 5	9

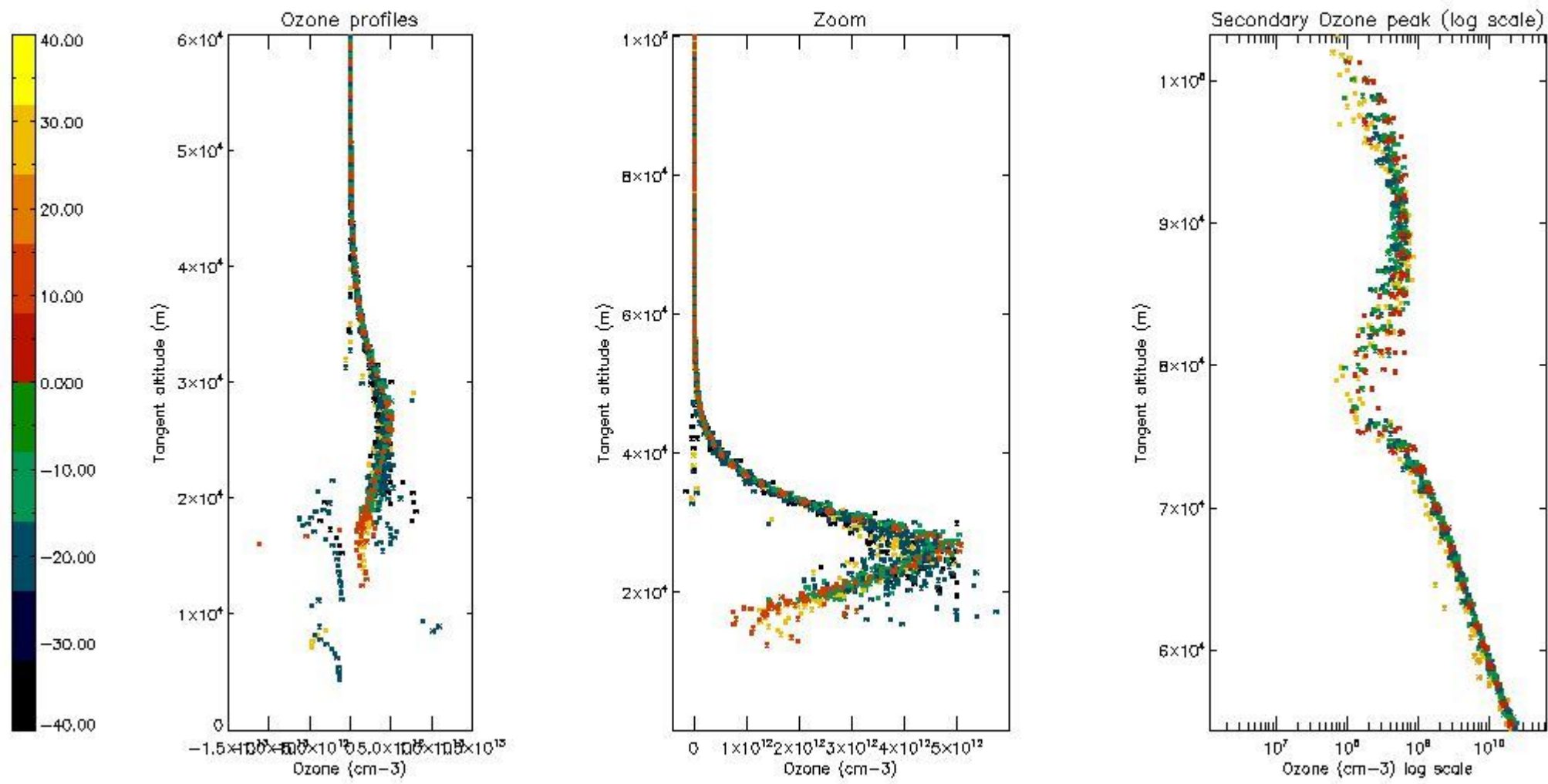
5.2 Plot ozone profiles for all STD (dark without errors)

The colorbar represents the latitude.



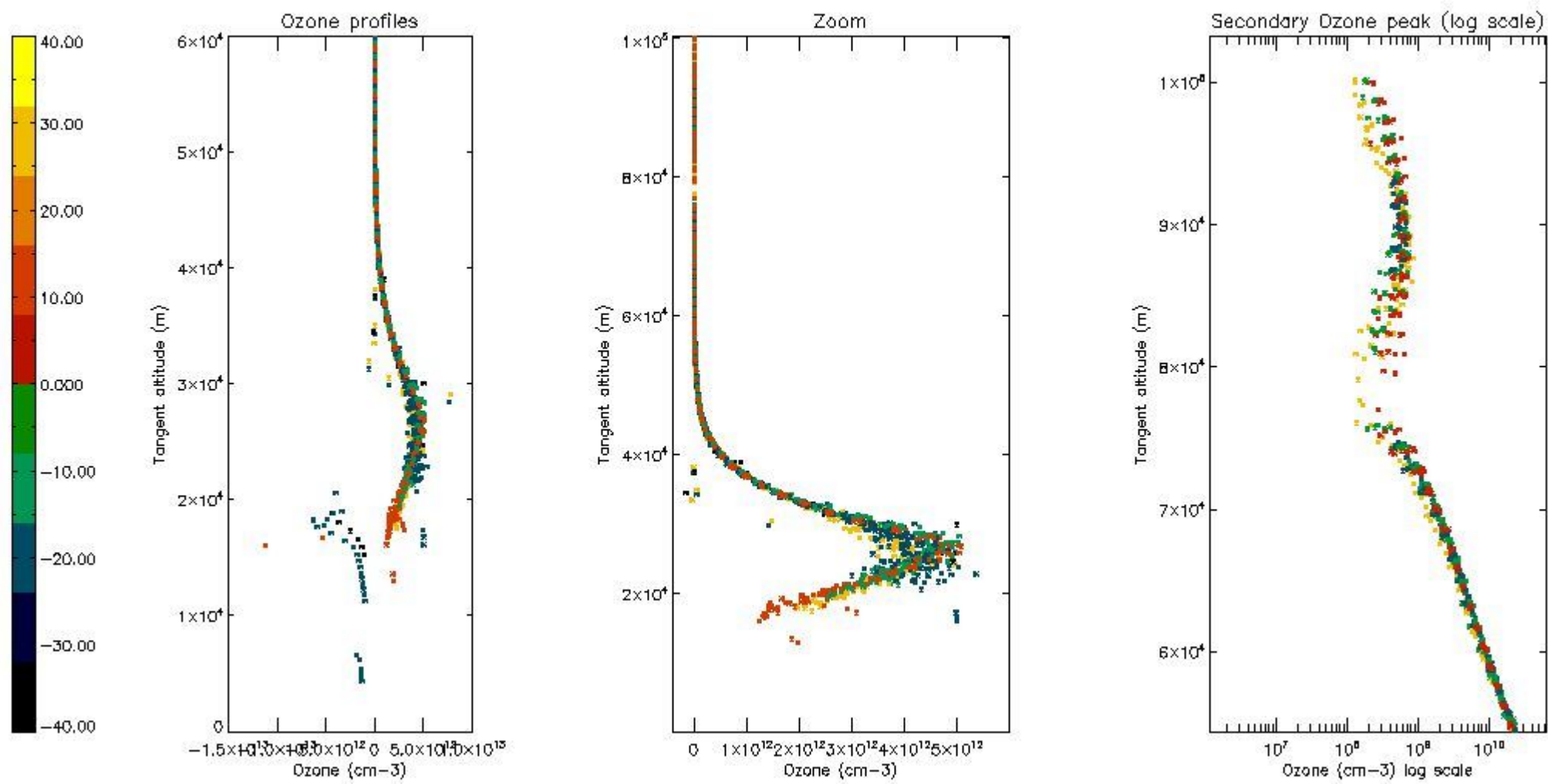
5.3 Plot ozone profiles where STD < 20% (dark without errors)

The colorbar represents the latitude.



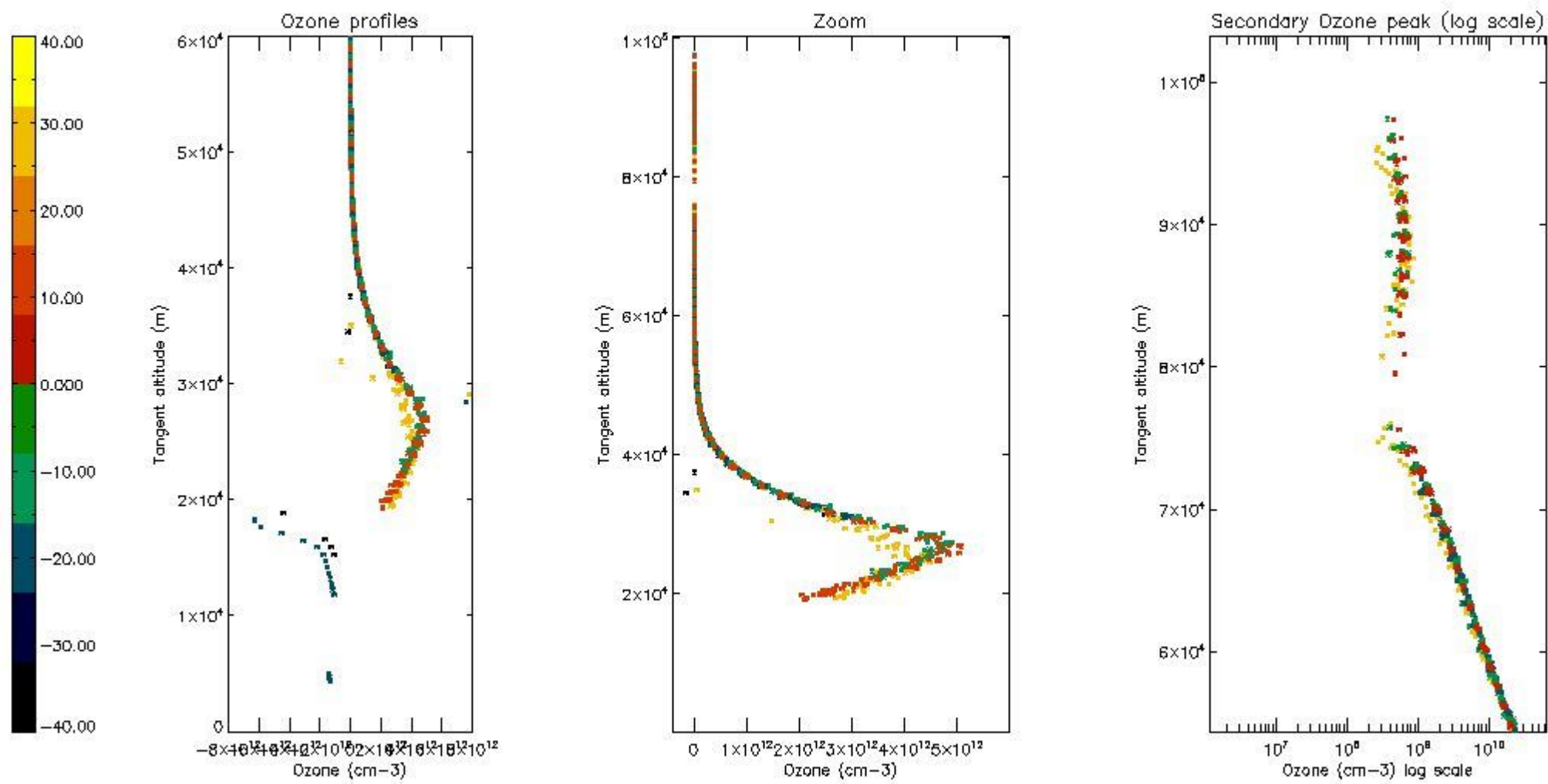
5.4 Plot ozone profiles where STD < 10% (dark without errors)

The colorbar represents the latitude.



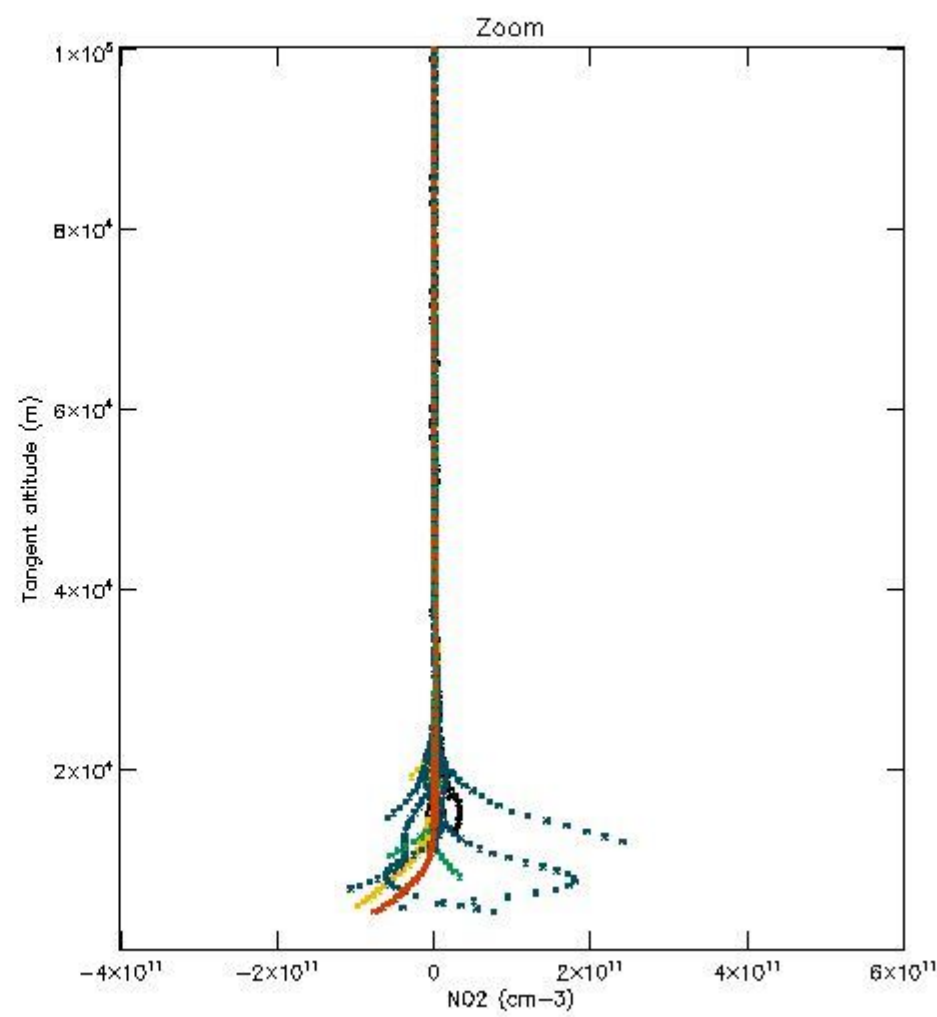
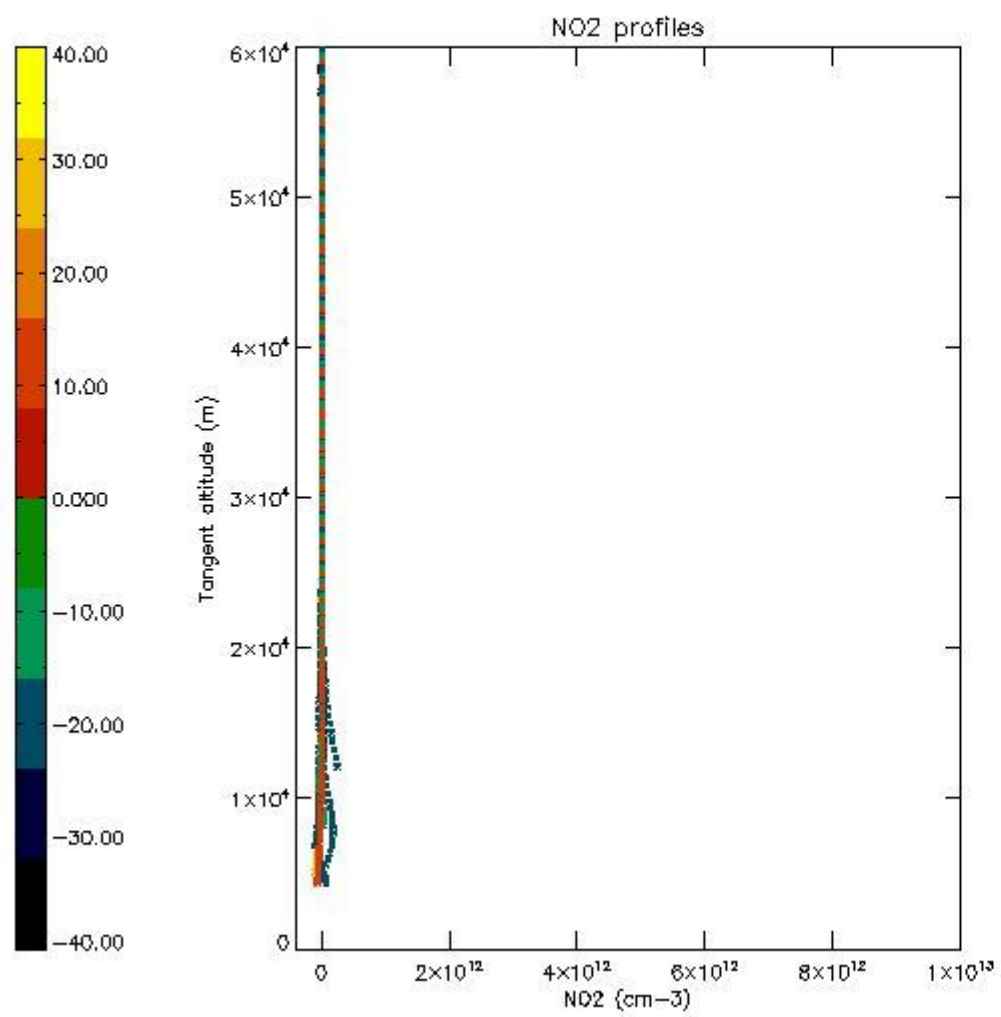
5.5 Plot ozone profiles where STD < 5% (dark without errors)

The colorbar represents the latitude.



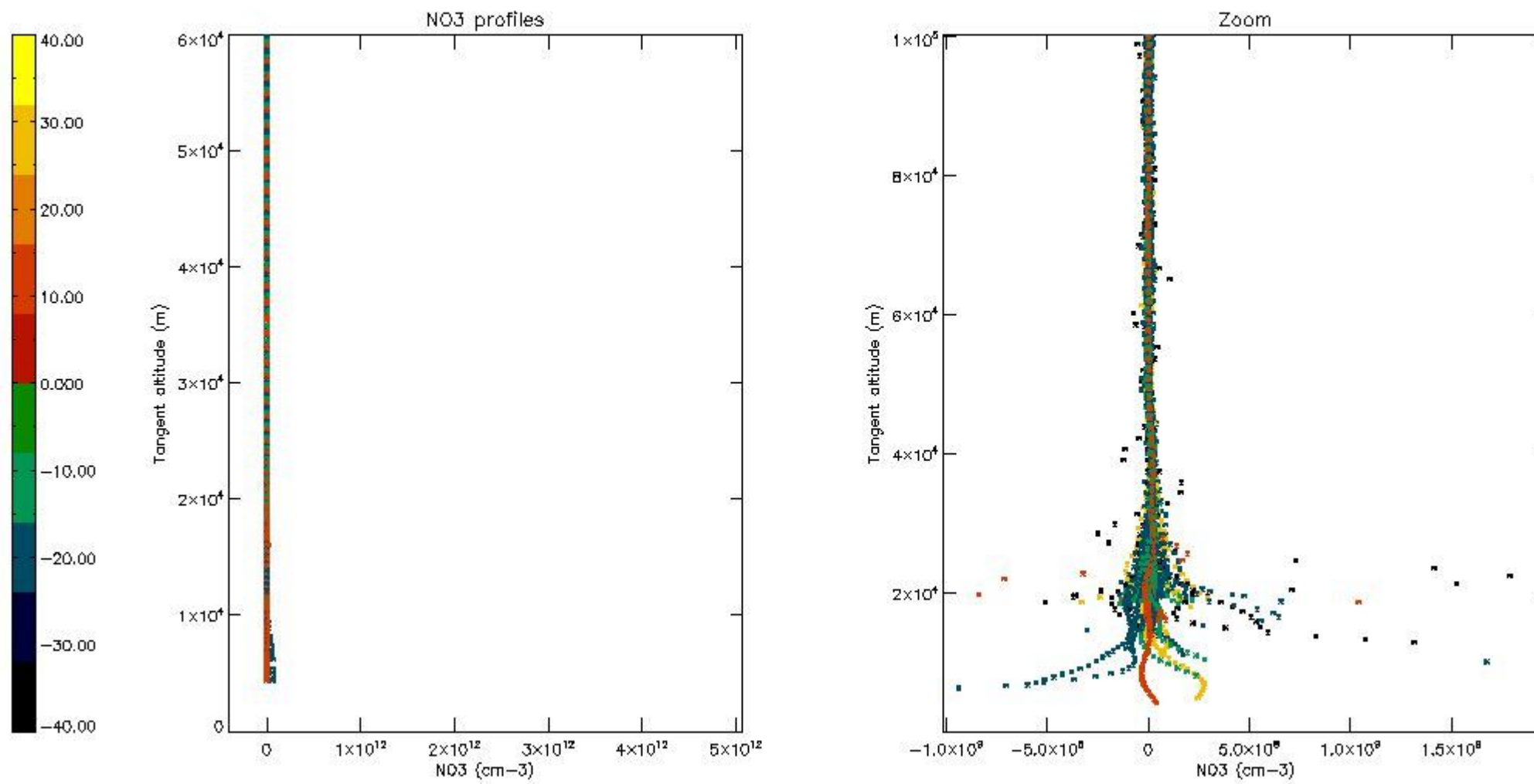
5.6 Plot NO₂ profiles for all STD (dark without errors)

The colorbar represents the latitude.



5.7 Plot NO3 profiles for all STD (dark without errors)

The colorbar represents the latitude.



6. Auxiliary Data Files used for the production reported in section 2

The number reported in the third column indicates since which file (see list in section 2) the corresponding auxiliary file has been used. The fourth column is the date of those product files.

Type	Auxiliary Filename	Used since product	Used since product date
INST_PHYS_CHARACTERISTICS	GOM_INS_AXVIEC20091111_143220_20030716_120000_20500101_000000	1	27-OCT-2007 00:01:14
LEVEL-2_PROC_CONFIG	GOM_PR2_AXVIEC20091111_152718_20020301_000000_20500101_000000	1	27-OCT-2007 00:01:14
CROSS_SECTIONS_FILE	GOM_CRS_AXVIEC20091111_154832_20020301_000000_20500101_000000	1	27-OCT-2007 00:01:14

GOMOS Level 2 Daily Report

SUMMARY

[1. General Info](#)

[2. Summary of processed GOM_NL_2P products](#)

[3. Level 2 Quality information per product](#)

[3.1 Plot of level 2 quality information per product \(time dependant\)](#)

[3.2 Plot of level 2 quality information per product \(world map\)](#)

[4. Level 1 Quality information per product \(stored on level 2 products\)](#)

[4.1 Plot of level 1 quality information per product \(time dependant\)](#)

[4.1.1 Plot of level 1 quality information per product \(time dependant\): ASCENDING](#)

[4.1.2 Plot of level 1 quality information per product \(time dependant\): DESCENDING](#)

[4.2 Plot of level 1 quality information per product \(world map\)](#)

[4.2.1 Plot of level 1 quality information per product \(world map\): ASCENDING](#)

[4.2.2 Plot of level 1 quality information per product \(world map\): DESCENDING](#)

[5. Ozone profiles based on quality statistics and other trace gas profiles](#)

[5.1 Ozone statistics based on quality of products](#)

[5.2 Plot ozone profiles for all STD \(dark without errors\)](#)

[5.3 Plot ozone profiles where STD < 20% \(dark without errors\)](#)

[5.4. Plot ozone profiles where STD < 10% \(dark without errors\)](#)

[5.5. Plot ozone profiles where STD < 5% \(dark without errors\)](#)

[5.6 Plot NO2 profiles for all STD \(dark without errors\)](#)

[5.7 Plot NO3 profiles for all STD \(dark without errors\)](#)

[5.8 Plot H2O profiles \(only for occultations of stars 1,2,3,4,13,14,16,26,63 dark without errors\) for all STD](#)

[6. Auxiliary Data Files used for the production reported in section 2](#)

This report presents the daily analysis on parameters extracted from GOMOS level 2 data (GOM_NL__2P). It is intended to monitor some important parameters that will impact the quality of these products. A list of level 2 products (and content) that have arrived during the reporting day to the PCF is also given.

Item	Value
Time of report generation	23APR2013 09:29:15
Data source version	GOMOS/6.01
Start time of products	27-10-2007 (27OCT2007 00:00:00)
Stop time of products	28-10-2007 (28OCT2007 00:00:00)
Store outputs in DB	Yes
Nb of level 2 prods	223
Nb of prods with errors	0

2. Summary of processed GOM_NL__2P products.

Nr	Filename	UTC Start time	Limb	Duration	Star Id	Star Name	Star Mag	Star Temp	Nb Meas	Orbit	Prod. error
1	GOM_NL__2PRFIN20071027_000114_000000432062_00460_29572_7806.N1	27-OCT-2007 00:01:14	Straylight	42.500	52	16Bet Cet	2.0370	4500.0	85	29572	No
2	GOM_NL__2PRFIN20071027_001043_000000352062_00460_29572_7807.N1	27-OCT-2007 00:10:43	Bright	35.000	140	88Gam Peg	2.8340	26000.	70	29572	No
3	GOM_NL__2PRFIN20071027_001435_000000362062_00460_29572_7808.N1	27-OCT-2007 00:14:35	Bright	36.000	58	21Alp And	2.0730	11000.	72	29572	No
4	GOM_NL__2PRFIN20071027_001624_000000402062_00460_29572_7809.N1	27-OCT-2007 00:16:24	Bright	39.500	53	43Bet And	2.0480	3300.0	79	29572	No
5	GOM_NL__2PRFIN20071027_002212_000000342062_00460_29572_7810.N1	27-OCT-2007 00:22:12	Bright	34.000	68	18Alp Cas	2.2250	4500.0	68	29572	No
6	GOM_NL__2PRFIN20071027_002327_000000362062_00460_29572_7811.N1	27-OCT-2007 00:23:27	Bright	35.500	76	27Gam Cas	2.3000	30000.	71	29572	No
7	GOM_NL__2PRFIN20071027_003128_000000342062_00460_29572_7812.N1	27-OCT-2007 00:31:28	Bright	34.000	49	1Alp UMi	1.9900	6300.0	68	29572	No
8	GOM_NL__2PRFIN20071027_003502_000000372062_00460_29572_7813.N1	27-OCT-2007 00:35:02	Bright	37.000	60	7Bet UMi	2.0810	3950.0	74	29572	No
9	GOM_NL__2PRFIN20071027_003941_000000382062_00460_29572_7814.N1	27-OCT-2007 00:39:41	Bright	38.000	36	50Alp UMa	1.8000	6300.0	76	29572	No
10	GOM_NL__2PRFIN20071027_004100_000000342062_00460_29572_7815.N1	27-OCT-2007 00:41:00	Bright	33.500	32	77Eps UMa	1.7630	11000.	67	29572	No
11	GOM_NL__2PRFIN20071027_004451_000000372062_00460_29572_7816.N1	27-OCT-2007 00:44:51	Bright	36.500	174	52Psi UMa	3.0040	4400.0	73	29572	No
12	GOM_NL__2PRFIN20071027_005157_000000362062_00460_29572_7817.N1	27-OCT-2007 00:51:57	Bright	35.500	96	68Del Leo	2.5600	9300.0	71	29572	No
13	GOM_NL__2PRFIN20071027_011138_000000402062_00460_29572_7818.N1	27-OCT-2007 01:11:38	Dark	40.000	113	Mu Vel	2.6920	5000.0	80	29572	No
14	GOM_NL__2PRFIN20071027_011630_000000372062_00461_29573_7808.N1	27-OCT-2007 01:16:30	Dark	36.500	159	Ups Car	2.9200	7200.0	73	29573	No
15	GOM_NL__2PRFIN20071027_011804_000000382062_00461_29573_7809.N1	27-OCT-2007 01:18:04	Dark	38.000	29	Bet Car	1.6720	10200.	76	29573	No
16	GOM_NL__2PRFIN20071027_012903_000000372062_00461_29573_7810.N1	27-OCT-2007 01:29:03	Dark	36.500	143	Alp Hyi	2.8570	7200.0	73	29573	No
17	GOM_NL__2PRFIN20071027_013027_000000392062_00461_29573_7811.N1	27-OCT-2007 01:30:27	Dark	38.500	9	Alp Eri	0.45300	24000.	77	29573	No
18	GOM_NL__2PRFIN20071027_013332_000000402062_00461_29573_7812.N1	27-OCT-2007 01:33:32	Straylight	40.000	157	The1Eri	2.9060	9300.0	80	29573	No
19	GOM_NL__2PRFIN20071027_014150_000000462062_00461_29573_7813.N1	27-OCT-2007 01:41:50	Straylight	45.500	52	16Bet Cet	2.0370	4500.0	91	29573	No
20	GOM_NL__2PRFIN20071027_015119_000000362062_00461_29573_7814.N1	27-OCT-2007 01:51:19	Bright	35.500	140	88Gam Peg	2.8340	26000.	71	29573	No
21	GOM_NL__2PRFIN20071027_015512_000000372062_00461_29573_7815.N1	27-OCT-2007 01:55:12	Bright	36.500	58	21Alp And	2.0730	11000.	73	29573	No
22	GOM_NL__2PRFIN20071027_015700_000000402062_00461_29573_7816.N1	27-OCT-2007 01:57:00	Bright	39.500	53	43Bet And	2.0480	3300.0	79	29573	No
23	GOM_NL__2PRFIN20071027_020248_000000372062_00461_29573_7817.N1	27-OCT-2007 02:02:48	Bright	36.500	68	18Alp Cas	2.2250	4500.0	73	29573	No
24	GOM_NL__2PRFIN20071027_020403_000000372062_00461_29573_7818.N1	27-OCT-2007 02:04:03	Bright	37.000	76	27Gam Cas	2.3000	30000.	74	29573	No
25	GOM_NL__2PRFIN20071027_021203_000000332062_00461_29573_7819.N1	27-OCT-2007 02:12:03	Bright	33.000	49	1Alp UMi	1.9900	6300.0	66	29573	No
26	GOM_NL__2PRFIN20071027_021538_000000362062_00461_29573_7820.N1	27-OCT-2007 02:15:38	Bright	36.000	60	7Bet UMi	2.0810	3950.0	72	29573	No
27	GOM_NL__2PRFIN20071027_022016_000000382062_00461_29573_7821.N1	27-OCT-2007 02:20:16	Bright	37.500	36	50Alp UMa	1.8000	6300.0	75	29573	No
28	GOM_NL__2PRFIN20071027_022136_000000362062_00461_29573_7822.N1	27-OCT-2007 02:21:36	Bright	35.500	32	77Eps UMa	1.7630	11000.	71	29573	No
29	GOM_NL__2PRFIN20071027_022527_000000352062_00461_29573_7823.N1	27-OCT-2007 02:25:27	Bright	35.000	174	52Psi UMa	3.0040	4400.0	70	29573	No
30	GOM_NL__2PRFIN20071027_023234_000000362062_00461_29573_7824.N1	27-OCT-2007 02:32:34	Bright	36.000	96	68Del Leo	2.5600	9300.0	72	29573	No
31	GOM_NL__2PRFIN20071027_025214_000000382062_00461_29573_7825.N1	27-OCT-2007 02:52:14	Dark	37.500	113	Mu Vel	2.6920	5000.0	75	29573	No
32	GOM_NL__2PRFIN20071027_025706_000000362062_00462_29574_7843.N1	27-OCT-2007 02:57:06	Dark	36.000	159	Ups Car	2.9200	7200.0	72	29574	No
33	GOM_NL__2PRFIN20071027_025840_000000382062_00462_29574_7844.N1	27-OCT-2007 02:58:40	Dark	38.000	29	Bet Car	1.6720	10200.	76	29574	No
34	GOM_NL__2PRFIN20071027_030939_000000372062_00462_29574_7845.N1	27-OCT-2007 03:09:39	Dark	36.500	143	Alp Hyi	2.8570	7200.0	73	29574	No
35	GOM_NL__2PRFIN20071027_031103_000000412062_00462_29574_7846.N1	27-OCT-2007 03:11:03	Dark	41.000	9	Alp Eri	0.45300	24000.	82	29574	No
36	GOM_NL__2PRFIN20071027_031409_000000402062_00462_29574_7847.N1	27-OCT-2007 03:14:09	Straylight	40.000	157	The1Eri	2.9060	9300.0	80	29574	No
37	GOM_NL__2PRFIN20071027_032226_000000442062_00462_29574_7848.N1	27-OCT-2007 03:22:26	Straylight	43.500	52	16Bet Cet	2.0370	4500.0	87	29574	No
38	GOM_NL__2PRFIN20071027_033155_000000372062_00462_29574_7849.N1	27-OCT-2007 03:31:55	Bright	36.500	140	88Gam Peg	2.8340	26000.	73	29574	No
39	GOM_NL__2PRFIN20071027_033548_000000362062_00462_29574_7850.N1	27-OCT-2007 03:35:48	Bright	35.500	58	21Alp And	2.0730	11000.	71	29574	No
40	GOM_NL__2PRFIN20071027_033736_000000382062_00462_29574_7851.N1	27-OCT-2007 03:37:36	Bright	37.500	53	43Bet And	2.0480	3300.0	75	29574	No
41	GOM_NL__2PRFIN20071027_034324_000000382062_00462_29574_7852.N1	27-OCT-2007 03:43:24	Bright	37.500	68	18Alp Cas	2.2250	4500.0	75	29574	No
42	GOM_NL__2PRFIN20071027_034439_000000362062_00462_29574_7853.N1	27-OCT-2007 03:44:39	Bright	36.000	76	27Gam Cas	2.3000	30000.	72	29574	No

43	GOM_NL__2PRFIN20071027_035239_000000362062_00462_29574_7854.N1	27-OCT-2007 03:52:39	Bright	35.500	49	1Alp UMi	1.9900	6300.0	71	29574	No
44	GOM_NL__2PRFIN20071027_035614_000000332062_00462_29574_7855.N1	27-OCT-2007 03:56:14	Bright	33.000	60	7Bet UMi	2.0810	3950.0	66	29574	No
45	GOM_NL__2PRFIN20071027_040052_000000392062_00462_29574_7856.N1	27-OCT-2007 04:00:52	Bright	38.500	36	50Alp UMa	1.8000	6300.0	77	29574	No
46	GOM_NL__2PRFIN20071027_040212_000000522062_00462_29574_7857.N1	27-OCT-2007 04:02:12	Bright	52.000	32	77Eps UMa	1.7630	11000.	104	29574	No
47	GOM_NL__2PRFIN20071027_040603_000000402062_00462_29574_7858.N1	27-OCT-2007 04:06:03	Bright	39.500	174	52Psi UMa	3.0040	4400.0	79	29574	No
48	GOM_NL__2PRFIN20071027_041310_000000352062_00462_29574_7859.N1	27-OCT-2007 04:13:10	Bright	35.000	96	68Del Leo	2.5600	9300.0	70	29574	No
49	GOM_NL__2PRFIN20071027_043251_000000412062_00462_29574_7860.N1	27-OCT-2007 04:32:51	Dark	41.000	113	Mu Vel	2.6920	5000.0	82	29574	No
50	GOM_NL__2PRFIN20071027_043743_000000372062_00463_29575_7846.N1	27-OCT-2007 04:37:43	Dark	37.000	159	Ups Car	2.9200	7200.0	74	29575	No
51	GOM_NL__2PRFIN20071027_043916_000000382062_00463_29575_7847.N1	27-OCT-2007 04:39:16	Dark	37.500	29	Bet Car	1.6720	10200.	75	29575	No
52	GOM_NL__2PRFIN20071027_045015_000000372062_00463_29575_7848.N1	27-OCT-2007 04:50:15	Dark	37.000	143	Alp Hyi	2.8570	7200.0	74	29575	No
53	GOM_NL__2PRFIN20071027_045140_000000502062_00463_29575_7849.N1	27-OCT-2007 04:51:40	Dark	50.000	9	Alp Eri	0.45300	24000.	100	29575	No
54	GOM_NL__2PRFIN20071027_045445_000000402062_00463_29575_7850.N1	27-OCT-2007 04:54:45	Straylight	40.000	157	The1Eri	2.9060	9300.0	80	29575	No
55	GOM_NL__2PRFIN20071027_050302_000000432062_00463_29575_7851.N1	27-OCT-2007 05:03:02	Straylight	42.500	52	16Bet Cet	2.0370	4500.0	85	29575	No
56	GOM_NL__2PRFIN20071027_051231_000000362062_00463_29575_7852.N1	27-OCT-2007 05:12:31	Bright	35.500	140	88Gam Peg	2.8340	26000.	71	29575	No
57	GOM_NL__2PRFIN20071027_051624_000000362062_00463_29575_7853.N1	27-OCT-2007 05:16:24	Bright	36.000	58	21Alp And	2.0730	11000.	72	29575	No
58	GOM_NL__2PRFIN20071027_051811_000000372062_00463_29575_7854.N1	27-OCT-2007 05:18:11	Bright	36.500	53	43Bet And	2.0480	3300.0	73	29575	No
59	GOM_NL__2PRFIN20071027_052400_000000372062_00463_29575_7855.N1	27-OCT-2007 05:24:00	Bright	36.500	68	18Alp Cas	2.2250	4500.0	73	29575	No
60	GOM_NL__2PRFIN20071027_052515_000000372062_00463_29575_7856.N1	27-OCT-2007 05:25:15	Bright	37.000	76	27Gam Cas	2.3000	30000.	74	29575	No
61	GOM_NL__2PRFIN20071027_053315_000000362062_00463_29575_7857.N1	27-OCT-2007 05:33:15	Bright	35.500	49	1Alp UMi	1.9900	6300.0	71	29575	No
62	GOM_NL__2PRFIN20071027_053651_000000372062_00463_29575_7858.N1	27-OCT-2007 05:36:51	Bright	37.000	60	7Bet UMi	2.0810	3950.0	74	29575	No
63	GOM_NL__2PRFIN20071027_054128_000000382062_00463_29575_7859.N1	27-OCT-2007 05:41:28	Bright	38.000	36	50Alp UMa	1.8000	6300.0	76	29575	No
64	GOM_NL__2PRFIN20071027_054248_000000392062_00463_29575_7860.N1	27-OCT-2007 05:42:48	Bright	38.500	32	77Eps UMa	1.7630	11000.	77	29575	No
65	GOM_NL__2PRFIN20071027_054639_000000372062_00463_29575_7861.N1	27-OCT-2007 05:46:39	Bright	37.000	174	52Psi UMa	3.0040	4400.0	74	29575	No
66	GOM_NL__2PRFIN20071027_055346_000000362062_00463_29575_7862.N1	27-OCT-2007 05:53:46	Bright	36.000	96	68Del Leo	2.5600	9300.0	72	29575	No
67	GOM_NL__2PRFIN20071027_061327_000000402062_00463_29575_7863.N1	27-OCT-2007 06:13:27	Dark	40.000	113	Mu Vel	2.6920	5000.0	80	29575	No
68	GOM_NL__2PRFIN20071027_061819_000000372062_00464_29576_7867.N1	27-OCT-2007 06:18:19	Dark	37.000	159	Ups Car	2.9200	7200.0	74	29576	No
69	GOM_NL__2PRFIN20071027_061952_000000382062_00464_29576_7868.N1	27-OCT-2007 06:19:52	Dark	37.500	29	Bet Car	1.6720	10200.	75	29576	No
70	GOM_NL__2PRFIN20071027_063052_000000382062_00464_29576_7869.N1	27-OCT-2007 06:30:52	Dark	37.500	143	Alp Hyi	2.8570	7200.0	75	29576	No
71	GOM_NL__2PRFIN20071027_063216_000000422062_00464_29576_7870.N1	27-OCT-2007 06:32:16	Dark	42.000	9	Alp Eri	0.45300	24000.	84	29576	No
72	GOM_NL__2PRFIN20071027_063521_000000422062_00464_29576_7871.N1	27-OCT-2007 06:35:21	Straylight	42.000	157	The1Eri	2.9060	9300.0	84	29576	No
73	GOM_NL__2PRFIN20071027_064339_000000462062_00464_29576_7872.N1	27-OCT-2007 06:43:39	Straylight	45.500	52	16Bet Cet	2.0370	4500.0	91	29576	No
74	GOM_NL__2PRFIN20071027_065307_000000342062_00464_29576_7873.N1	27-OCT-2007 06:53:07	Bright	33.500	140	88Gam Peg	2.8340	26000.	67	29576	No
75	GOM_NL__2PRFIN20071027_065700_000000342062_00464_29576_7874.N1	27-OCT-2007 06:57:00	Bright	34.000	58	21Alp And	2.0730	11000.	68	29576	No
76	GOM_NL__2PRFIN20071027_065847_000000372062_00464_29576_7875.N1	27-OCT-2007 06:58:47	Bright	37.000	53	43Bet And	2.0480	3300.0	74	29576	No
77	GOM_NL__2PRFIN20071027_070436_000000382062_00464_29576_7876.N1	27-OCT-2007 07:04:36	Bright	37.500	68	18Alp Cas	2.2250	4500.0	75	29576	No
78	GOM_NL__2PRFIN20071027_070551_000000372062_00464_29576_7877.N1	27-OCT-2007 07:05:51	Bright	36.500	76	27Gam Cas	2.3000	30000.	73	29576	No
79	GOM_NL__2PRFIN20071027_071351_000000352062_00464_29576_7878.N1	27-OCT-2007 07:13:51	Bright	34.500	49	1Alp UMi	1.9900	6300.0	69	29576	No
80	GOM_NL__2PRFIN20071027_071727_000000352062_00464_29576_7879.N1	27-OCT-2007 07:17:27	Bright	35.000	60	7Bet UMi	2.0810	3950.0	70	29576	No
81	GOM_NL__2PRFIN20071027_072204_000000382062_00464_29576_7880.N1	27-OCT-2007 07:22:04	Bright	38.000	36	50Alp UMa	1.8000	6300.0	76	29576	No
82	GOM_NL__2PRFIN20071027_072324_000000362062_00464_29576_7881.N1	27-OCT-2007 07:23:24	Bright	35.500	32	77Eps UMa	1.7630	11000.	71	29576	No
83	GOM_NL__2PRFIN20071027_072715_000000372062_00464_29576_7882.N1	27-OCT-2007 07:27:15	Bright	37.000	174	52Psi UMa	3.0040	4400.0	74	29576	No
84	GOM_NL__2PRFIN20071027_073422_000000362062_00464_29576_7883.N1	27-OCT-2007 07:34:22	Bright	36.000	96	68Del Leo	2.5600	9300.0	72	29576	No
85	GOM_NL__2PRFIN20071027_075403_000000402062_00464_29576_7884.N1	27-OCT-2007 07:54:03	Dark	40.000	113	Mu Vel	2.6920	5000.0	80	29576	No
86	GOM_NL__2PRFIN20071027_075735_000000392062_00465_29577_7897.N1	27-OCT-2007 07:57:35	Dark	38.500	91	Kap Vel	2.4900	26000.	77	29577	No
87	GOM_NL__2PRFIN20071027_075855_000000382062_00465_29577_7898.N1	27-OCT-2007 07:58:55	Dark	37.500	159	Ups Car	2.9200	7200.0	75	29577	No
88	GOM_NL__2PRFIN20071027_080029_000000462062_00465_29577_7899.N1	27-OCT-2007 08:00:29	Dark	46.000	29	Bet Car	1.6720	10200.	92	29577	No
89	GOM_NL__2PRFIN20071027_081128_000000382062_00465_29577_7900.N1	27-OCT-2007 08:11:28	Dark	38.000	143	Alp Hyi	2.8570	7200.0	76	29577	No
90	GOM_NL__2PRFIN20071027_081252_000000402062_00465_29577_7901.N1	27-OCT-2007 08:12:52	Dark	40.000	9	Alp Eri	0.45300	24000.	80	29577	No
91	GOM_NL__2PRFIN20071027_081558_000000412062_00465_29577_7902.N1	27-OCT-2007 08:15:58	Straylight	40.500	157	The1Eri	2.9060	9300.0	81	29577	No
92	GOM_NL__2PRFIN20071027_082415_000000412062_00465_29577_7903.N1	27-OCT-2007 08:24:15	Straylight	41.000	52	16Bet Cet	2.0370	4500.0	82	29577	No
93	GOM_NL__2PRFIN20071027_083343_000000362062_00465_29577_7904.N1	27-OCT-2007 08:33:43	Bright	35.500	140	88Gam Peg	2.8340	26000.	71	29577	No
94	GOM_NL__2PRFIN20071027_083736_000000352062_00465_29577_7905.N1	27-OCT-2007 08:37:36	Bright	35.000	58	21Alp And	2.0730	11000.	70	29577	No
95	GOM_NL__2PRFIN20071027_083923_000000372062_00465_29577_7906.N1	27-OCT-2007 08:39:23	Bright	36.500	53	43Bet And	2.0480	3300.0	73	29577	No
96	GOM_NL__2PRFIN20071027_084512_000000362062_00465_29577_7907.N1	27-OCT-2007 08:45:12	Bright	36.000	68	18Alp Cas	2.2250	4500.0	72	29577	No
97	GOM_NL__2PRFIN20071027_084626_000000352062_00465_29577_7908.N1	27-OCT-2007 08:46:26	Bright	35.000	76	27Gam Cas	2.3000	30000.	70	29577	No
98	GOM_NL__2PRFIN20071027_085427_000000352062_00465_29577_7909.N1	27-OCT-2007 08:54:27	Bright	35.000	49	1Alp UMi	1.9900	6300.0	70	29577	No
99	GOM_NL__2PRFIN20071027_085803_000000372062_00465_29577_7910.N1	27-OCT-2007 08:58:03	Bright	36.500	60	7Bet UMi	2.0810	3950.0	73	29577	No
100	GOM_NL__2PRFIN20071027_090240_000000382062_00465_29577_7911.N1	27-OCT-2007 09:02:40	Bright	38.000	36	50Alp UMa	1.8000	6300.0	76	29577	No
101	GOM_NL__2PRFIN20071027_090400_000000362062_00465_29577_7912.N1	27-OCT-2007 09:04:00	Bright	35.500	32	77Eps UMa	1.7630	11000.	71	29577	No

102	GOM_NL__2PRFIN20071027_090751_000000352062_00465_29577_7913.N1	27-OCT-2007 09:07:51	Bright	34.500	174	52Psi UMa	3.0040	4400.0	69	29577	No
103	GOM_NL__2PRFIN20071027_091458_000000362062_00465_29577_7914.N1	27-OCT-2007 09:14:58	Bright	35.500	96	68Del Leo	2.5600	9300.0	71	29577	No
104	GOM_NL__2PRFIN20071027_093439_000000392062_00465_29577_7915.N1	27-OCT-2007 09:34:39	Dark	38.500	113	Mu Vel	2.6920	5000.0	77	29577	No
105	GOM_NL__2PRFIN20071027_093812_000000392062_00466_29578_7919.N1	27-OCT-2007 09:38:12	Dark	38.500	91	Kap Vel	2.4900	26000.	77	29578	No
106	GOM_NL__2PRFIN20071027_094105_000000382062_00466_29578_7920.N1	27-OCT-2007 09:41:05	Dark	37.500	29	Bet Car	1.6720	10200.	75	29578	No
107	GOM_NL__2PRFIN20071027_095204_000000372062_00466_29578_7921.N1	27-OCT-2007 09:52:04	Dark	37.000	143	Alp Hyi	2.8570	7200.0	74	29578	No
108	GOM_NL__2PRFIN20071027_095328_000000442062_00466_29578_7922.N1	27-OCT-2007 09:53:28	Dark	43.500	9	Alp Eri	0.45300	24000.	87	29578	No
109	GOM_NL__2PRFIN20071027_095634_000000422062_00466_29578_7923.N1	27-OCT-2007 09:56:34	Straylight	42.000	157	The1Eri	2.9060	9300.0	84	29578	No
110	GOM_NL__2PRFIN20071027_100451_000000432062_00466_29578_7924.N1	27-OCT-2007 10:04:51	Straylight	43.000	52	16Bet Cet	2.0370	4500.0	86	29578	No
111	GOM_NL__2PRFIN20071027_101419_000000352062_00466_29578_7925.N1	27-OCT-2007 10:14:19	Bright	34.500	140	88Gam Peg	2.8340	26000.	69	29578	No
112	GOM_NL__2PRFIN20071027_101812_000000352062_00466_29578_7926.N1	27-OCT-2007 10:18:12	Bright	34.500	58	21Alp And	2.0730	11000.	69	29578	No
113	GOM_NL__2PRFIN20071027_101959_000000362062_00466_29578_7927.N1	27-OCT-2007 10:19:59	Bright	36.000	53	43Bet And	2.0480	3300.0	72	29578	No
114	GOM_NL__2PRFIN20071027_102547_000000382062_00466_29578_7928.N1	27-OCT-2007 10:25:47	Bright	37.500	68	18Alp Cas	2.2250	4500.0	75	29578	No
115	GOM_NL__2PRFIN20071027_103503_000000362062_00466_29578_7929.N1	27-OCT-2007 10:35:03	Bright	35.500	49	1Alp UMi	1.9900	6300.0	71	29578	No
116	GOM_NL__2PRFIN20071027_103839_000000372062_00466_29578_7930.N1	27-OCT-2007 10:38:39	Bright	37.000	60	7Bet UMi	2.0810	3950.0	74	29578	No
117	GOM_NL__2PRFIN20071027_104316_000000382062_00466_29578_7931.N1	27-OCT-2007 10:43:16	Bright	37.500	36	50Alp UMa	1.8000	6300.0	75	29578	No
118	GOM_NL__2PRFIN20071027_104436_000000362062_00466_29578_7932.N1	27-OCT-2007 10:44:36	Bright	36.000	32	77Eps UMa	1.7630	11000.	72	29578	No
119	GOM_NL__2PRFIN20071027_104827_000000382062_00466_29578_7933.N1	27-OCT-2007 10:48:27	Bright	37.500	174	52Psi UMa	3.0040	4400.0	75	29578	No
120	GOM_NL__2PRFIN20071027_105534_000000362062_00466_29578_7934.N1	27-OCT-2007 10:55:34	Bright	36.000	96	68Del Leo	2.5600	9300.0	72	29578	No
121	GOM_NL__2PRFIN20071027_111516_000000422062_00466_29578_7935.N1	27-OCT-2007 11:15:16	Dark	42.000	113	Mu Vel	2.6920	5000.0	84	29578	No
122	GOM_NL__2PRFIN20071027_111848_000000382062_00467_29579_7941.N1	27-OCT-2007 11:18:48	Dark	38.000	91	Kap Vel	2.4900	26000.	76	29579	No
123	GOM_NL__2PRFIN20071027_130040_000000412062_00468_29580_7963.N1	27-OCT-2007 13:00:40	Dark	40.500	46	Del Vel	1.9540	10600.	81	29580	No
124	GOM_NL__2PRFIN20071027_130206_000000422062_00468_29580_7964.N1	27-OCT-2007 13:02:06	Dark	42.000	41	Eps Car	1.8600	4100.0	84	29580	No
125	GOM_NL__2PRFIN20071027_130659_000000482062_00468_29580_7965.N1	27-OCT-2007 13:06:59	Dark	47.500	2	Alp Car	-0.73600	7000.0	95	29580	No
126	GOM_NL__2PRFIN20071027_131747_000000422062_00468_29580_7966.N1	27-OCT-2007 13:17:47	Straylight	41.500	157	The1Eri	2.9060	9300.0	83	29580	No
127	GOM_NL__2PRFIN20071027_133719_000000402062_00468_29580_7967.N1	27-OCT-2007 13:37:19	Bright	40.000	105	6Bet Ari	2.6450	8900.0	80	29580	No
128	GOM_NL__2PRFIN20071027_134110_000000382062_00468_29580_7968.N1	27-OCT-2007 13:41:10	Bright	38.000	53	43Bet And	2.0480	3300.0	76	29580	No
129	GOM_NL__2PRFIN20071027_134355_000000412062_00468_29580_7969.N1	27-OCT-2007 13:43:55	Bright	40.500	73	57Gam1And	2.2600	13100.	81	29580	No
130	GOM_NL__2PRFIN20071027_134659_000000362062_00468_29580_7970.N1	27-OCT-2007 13:46:59	Bright	36.000	68	18Alp Cas	2.2250	4500.0	72	29580	No
131	GOM_NL__2PRFIN20071027_134814_000000362062_00468_29580_7971.N1	27-OCT-2007 13:48:14	Bright	36.000	76	27Gam Cas	2.3000	30000.	72	29580	No
132	GOM_NL__2PRFIN20071027_135615_000000332062_00468_29580_7972.N1	27-OCT-2007 13:56:15	Bright	33.000	49	1Alp UMi	1.9900	6300.0	66	29580	No
133	GOM_NL__2PRFIN20071027_140428_000000382062_00468_29580_7973.N1	27-OCT-2007 14:04:28	Bright	38.000	36	50Alp UMa	1.8000	6300.0	76	29580	No
134	GOM_NL__2PRFIN20071027_140603_000000372062_00468_29580_7974.N1	27-OCT-2007 14:06:03	Bright	36.500	82	48Bet UMa	2.3650	10600.	73	29580	No
135	GOM_NL__2PRFIN20071027_140938_000000372062_00468_29580_7975.N1	27-OCT-2007 14:09:38	Bright	37.000	174	52Psi UMa	3.0040	4400.0	74	29580	No
136	GOM_NL__2PRFIN20071027_141647_000000352062_00468_29580_7976.N1	27-OCT-2007 14:16:47	Bright	35.000	96	68Del Leo	2.5600	9300.0	70	29580	No
137	GOM_NL__2PRFIN20071027_143829_000000552062_00468_29580_7977.N1	27-OCT-2007 14:38:29	Dark	54.500	65	Lam Vel	2.2040	4400.0	109	29580	No
138	GOM_NL__2PRFIN20071027_144001_000000382062_00469_29581_7979.N1	27-OCT-2007 14:40:01	Dark	38.000	91	Kap Vel	2.4900	26000.	76	29581	No
139	GOM_NL__2PRFIN20071027_144117_000000412062_00469_29581_7980.N1	27-OCT-2007 14:41:17	Dark	41.000	46	Del Vel	1.9540	10600.	82	29581	No
140	GOM_NL__2PRFIN20071027_144242_000000412062_00469_29581_7981.N1	27-OCT-2007 14:42:42	Dark	41.000	41	Eps Car	1.8600	4100.0	82	29581	No
141	GOM_NL__2PRFIN20071027_144736_000000472062_00469_29581_7982.N1	27-OCT-2007 14:47:36	Dark	47.000	2	Alp Car	-0.73600	7000.0	94	29581	No
142	GOM_NL__2PRFIN20071027_145823_000000392062_00469_29581_7983.N1	27-OCT-2007 14:58:23	Straylight	38.500	157	The1Eri	2.9060	9300.0	77	29581	No
143	GOM_NL__2PRFIN20071027_151754_000000392062_00469_29581_7984.N1	27-OCT-2007 15:17:54	Bright	39.000	105	6Bet Ari	2.6450	8900.0	78	29581	No
144	GOM_NL__2PRFIN20071027_152146_000000362062_00469_29581_7985.N1	27-OCT-2007 15:21:46	Bright	36.000	53	43Bet And	2.0480	3300.0	72	29581	No
145	GOM_NL__2PRFIN20071027_152430_000000412062_00469_29581_7986.N1	27-OCT-2007 15:24:30	Bright	41.000	73	57Gam1And	2.2600	13100.	82	29581	No
146	GOM_NL__2PRFIN20071027_152735_000000352062_00469_29581_7987.N1	27-OCT-2007 15:27:35	Bright	35.000	68	18Alp Cas	2.2250	4500.0	70	29581	No
147	GOM_NL__2PRFIN20071027_152850_000000342062_00469_29581_7988.N1	27-OCT-2007 15:28:50	Bright	33.500	76	27Gam Cas	2.3000	30000.	67	29581	No
148	GOM_NL__2PRFIN20071027_153651_000000362062_00469_29581_7989.N1	27-OCT-2007 15:36:51	Bright	36.000	49	1Alp UMi	1.9900	6300.0	72	29581	No
149	GOM_NL__2PRFIN20071027_154503_000000392062_00469_29581_7990.N1	27-OCT-2007 15:45:03	Bright	38.500	36	50Alp UMa	1.8000	6300.0	77	29581	No
150	GOM_NL__2PRFIN20071027_154639_000000552062_00469_29581_7991.N1	27-OCT-2007 15:46:39	Bright	55.000	82	48Bet UMa	2.3650	10600.	110	29581	No
151	GOM_NL__2PRFIN20071027_155014_000000392062_00469_29581_7992.N1	27-OCT-2007 15:50:14	Bright	38.500	174	52Psi UMa	3.0040	4400.0	77	29581	No
152	GOM_NL__2PRFIN20071027_155723_000000362062_00469_29581_7993.N1	27-OCT-2007 15:57:23	Bright	35.500	96	68Del Leo	2.5600	9300.0	71	29581	No
153	GOM_NL__2PRFIN20071027_161906_000000582062_00469_29581_7994.N1	27-OCT-2007 16:19:06	Dark	58.000	65	Lam Vel	2.2040	4400.0	116	29581	No
154	GOM_NL__2PRFIN20071027_162037_000000392062_00470_29582_7997.N1	27-OCT-2007 16:20:37	Dark	38.500	91	Kap Vel	2.4900	26000.	77	29582	No
155	GOM_NL__2PRFIN20071027_162238_000000452062_00470_29582_7998.N1	27-OCT-2007 16:22:38	Dark	45.000	34	Gam2Vel	1.7930	23000.	90	29582	No
156	GOM_NL__2PRFIN20071027_162813_000000482062_00470_29582_7999.N1	27-OCT-2007 16:28:13	Dark	47.500	2	Alp Car	-0.73600	7000.0	95	29582	No
157	GOM_NL__2PRFIN20071027_163859_000000442062_00470_29582_8000.N1	27-OCT-2007 16:38:59	Straylight	44.000	157	The1Eri	2.9060	9300.0	88	29582	No
158	GOM_NL__2PRFIN20071027_165830_000000412062_00470_29582_8001.N1	27-OCT-2007 16:58:30	Bright	41.000	105	6Bet Ari	2.6450	8900.0	82	29582	No
159	GOM_NL__2PRFIN20071027_170222_000000392062_00470_29582_8002.N1	27-OCT-2007 17:02:22	Bright	39.000	53	43Bet And	2.0480	3300.0	78	29582	No
160	GOM_NL__2PRFIN20071027_170506_000000412062_00470_29582_8003.N1	27-OCT-2007 17:05:06	Bright	41.000	73	57Gam1And	2.2600	13100.	82	29582	No

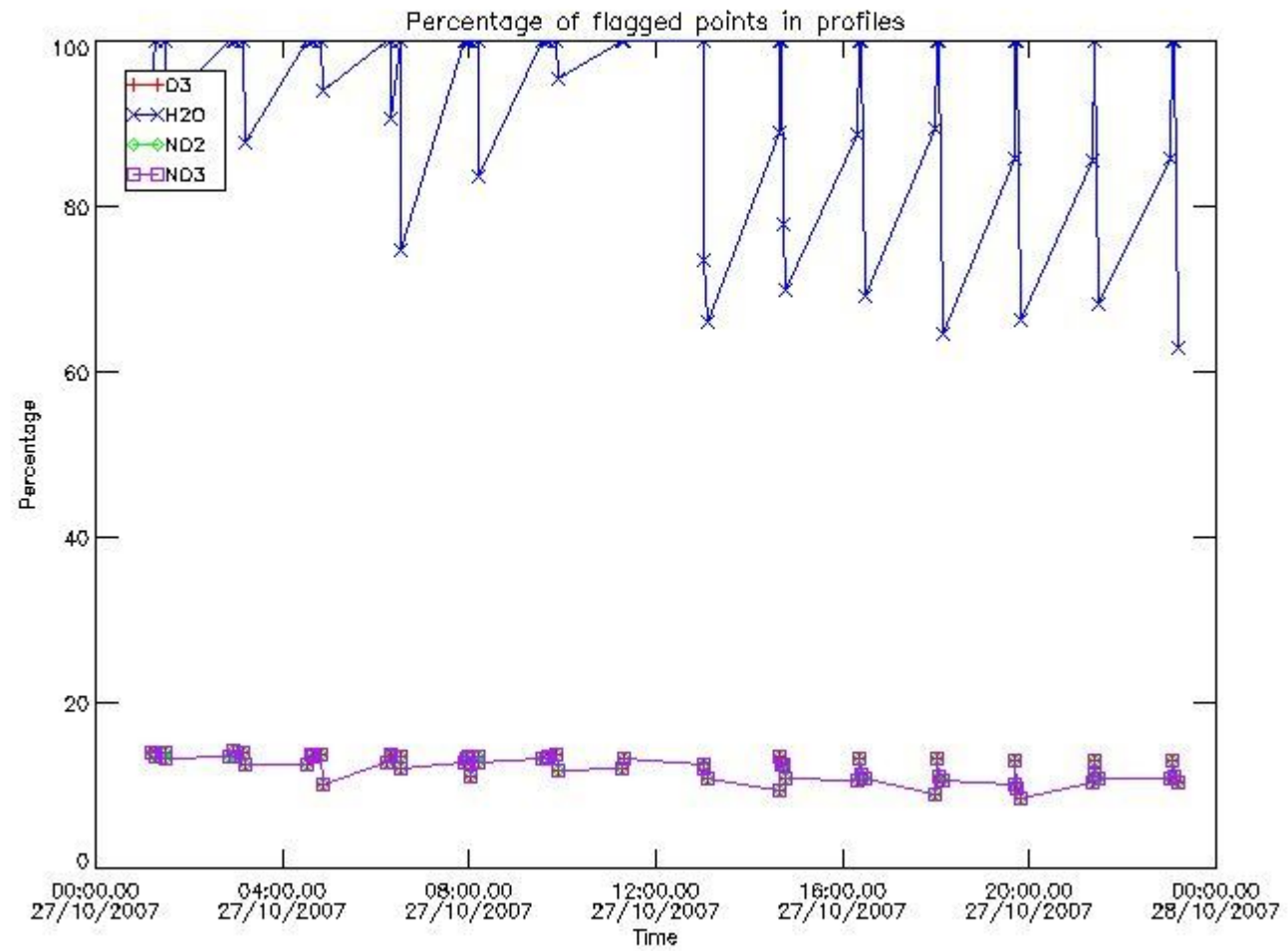
161	GOM_NL__2PRFIN20071027_170811_000000372062_00470_29582_8004.N1	27-OCT-2007 17:08:11	Bright	37.000	68	18Alp Cas	2.2250	4500.0	74	29582	No
162	GOM_NL__2PRFIN20071027_170926_000000372062_00470_29582_8005.N1	27-OCT-2007 17:09:26	Bright	36.500	76	27Gam Cas	2.3000	30000.	73	29582	No
163	GOM_NL__2PRFIN20071027_171727_000000362062_00470_29582_8006.N1	27-OCT-2007 17:17:27	Bright	36.000	49	1Alp UMi	1.9900	6300.0	72	29582	No
164	GOM_NL__2PRFIN20071027_172539_000000362062_00470_29582_8007.N1	27-OCT-2007 17:25:39	Bright	36.000	36	50Alp UMa	1.8000	6300.0	72	29582	No
165	GOM_NL__2PRFIN20071027_172715_000000362062_00470_29582_8008.N1	27-OCT-2007 17:27:15	Bright	35.500	82	48Bet UMa	2.3650	10600.	71	29582	No
166	GOM_NL__2PRFIN20071027_173050_000000552062_00470_29582_8009.N1	27-OCT-2007 17:30:50	Bright	55.000	174	52Psi UMa	3.0040	4400.0	110	29582	No
167	GOM_NL__2PRFIN20071027_173759_000000352062_00470_29582_8010.N1	27-OCT-2007 17:37:59	Bright	35.000	96	68Del Leo	2.5600	9300.0	70	29582	No
168	GOM_NL__2PRFIN20071027_175943_000000572062_00470_29582_8011.N1	27-OCT-2007 17:59:43	Dark	57.000	65	Lam Vel	2.2040	4400.0	114	29582	No
169	GOM_NL__2PRFIN20071027_180114_000000392062_00471_29583_8015.N1	27-OCT-2007 18:01:14	Dark	38.500	91	Kap Vel	2.4900	26000.	77	29583	No
170	GOM_NL__2PRFIN20071027_180314_000000462062_00471_29583_8016.N1	27-OCT-2007 18:03:14	Dark	45.500	34	Gam2Vel	1.7930	23000.	91	29583	No
171	GOM_NL__2PRFIN20071027_180850_000000482062_00471_29583_8017.N1	27-OCT-2007 18:08:50	Dark	48.000	2	Alp Car	-0.73600	7000.0	96	29583	No
172	GOM_NL__2PRFIN20071027_181936_000000422062_00471_29583_8018.N1	27-OCT-2007 18:19:36	Straylight	41.500	157	The1Eri	2.9060	9300.0	83	29583	No
173	GOM_NL__2PRFIN20071027_183906_000000402062_00471_29583_8019.N1	27-OCT-2007 18:39:06	Bright	39.500	105	6Bet Ari	2.6450	8900.0	79	29583	No
174	GOM_NL__2PRFIN20071027_184258_000000382062_00471_29583_8020.N1	27-OCT-2007 18:42:58	Bright	37.500	53	43Bet And	2.0480	3300.0	75	29583	No
175	GOM_NL__2PRFIN20071027_184542_000000392062_00471_29583_8021.N1	27-OCT-2007 18:45:42	Bright	39.000	73	57Gam1And	2.2600	13100.	78	29583	No
176	GOM_NL__2PRFIN20071027_184847_000000372062_00471_29583_8022.N1	27-OCT-2007 18:48:47	Bright	37.000	68	18Alp Cas	2.2250	4500.0	74	29583	No
177	GOM_NL__2PRFIN20071027_185001_000000372062_00471_29583_8023.N1	27-OCT-2007 18:50:01	Bright	37.000	76	27Gam Cas	2.3000	30000.	74	29583	No
178	GOM_NL__2PRFIN20071027_185803_000000382062_00471_29583_8024.N1	27-OCT-2007 18:58:03	Bright	38.000	49	1Alp UMi	1.9900	6300.0	76	29583	No
179	GOM_NL__2PRFIN20071027_190615_000000352062_00471_29583_8025.N1	27-OCT-2007 19:06:15	Bright	35.000	36	50Alp UMa	1.8000	6300.0	70	29583	No
180	GOM_NL__2PRFIN20071027_190751_000000552062_00471_29583_8026.N1	27-OCT-2007 19:07:51	Bright	55.000	82	48Bet UMa	2.3650	10600.	110	29583	No
181	GOM_NL__2PRFIN20071027_191126_000000552062_00471_29583_8027.N1	27-OCT-2007 19:11:26	Bright	55.000	174	52Psi UMa	3.0040	4400.0	110	29583	No
182	GOM_NL__2PRFIN20071027_191835_000000552062_00471_29583_8028.N1	27-OCT-2007 19:18:35	Bright	55.000	96	68Del Leo	2.5600	9300.0	110	29583	No
183	GOM_NL__2PRFIN20071027_194020_000000502062_00471_29583_8029.N1	27-OCT-2007 19:40:20	Dark	50.000	65	Lam Vel	2.2040	4400.0	100	29583	No
184	GOM_NL__2PRFIN20071027_194150_000000392062_00472_29584_8066.N1	27-OCT-2007 19:41:50	Dark	39.000	91	Kap Vel	2.4900	26000.	78	29584	No
185	GOM_NL__2PRFIN20071027_194351_000000532062_00472_29584_8067.N1	27-OCT-2007 19:43:51	Dark	52.500	34	Gam2Vel	1.7930	23000.	105	29584	No
186	GOM_NL__2PRFIN20071027_194926_000000612062_00472_29584_8068.N1	27-OCT-2007 19:49:26	Dark	60.500	2	Alp Car	-0.73600	7000.0	121	29584	No
187	GOM_NL__2PRFIN20071027_200012_000000432062_00472_29584_8069.N1	27-OCT-2007 20:00:12	Straylight	42.500	157	The1Eri	2.9060	9300.0	85	29584	No
188	GOM_NL__2PRFIN20071027_201942_000000412062_00472_29584_8070.N1	27-OCT-2007 20:19:42	Bright	40.500	105	6Bet Ari	2.6450	8900.0	81	29584	No
189	GOM_NL__2PRFIN20071027_202334_000000392062_00472_29584_8071.N1	27-OCT-2007 20:23:34	Bright	39.000	53	43Bet And	2.0480	3300.0	78	29584	No
190	GOM_NL__2PRFIN20071027_202617_000000422062_00472_29584_8072.N1	27-OCT-2007 20:26:17	Bright	41.500	73	57Gam1And	2.2600	13100.	83	29584	No
191	GOM_NL__2PRFIN20071027_202923_000000372062_00472_29584_8073.N1	27-OCT-2007 20:29:23	Bright	37.000	68	18Alp Cas	2.2250	4500.0	74	29584	No
192	GOM_NL__2PRFIN20071027_203037_000000362062_00472_29584_8074.N1	27-OCT-2007 20:30:37	Bright	36.000	76	27Gam Cas	2.3000	30000.	72	29584	No
193	GOM_NL__2PRFIN20071027_203839_000000362062_00472_29584_8075.N1	27-OCT-2007 20:38:39	Bright	36.000	49	1Alp UMi	1.9900	6300.0	72	29584	No
194	GOM_NL__2PRFIN20071027_204651_000000402062_00472_29584_8076.N1	27-OCT-2007 20:46:51	Bright	40.000	36	50Alp UMa	1.8000	6300.0	80	29584	No
195	GOM_NL__2PRFIN20071027_204827_000000392062_00472_29584_8077.N1	27-OCT-2007 20:48:27	Bright	38.500	82	48Bet UMa	2.3650	10600.	77	29584	No
196	GOM_NL__2PRFIN20071027_205202_000000452062_00472_29584_8078.N1	27-OCT-2007 20:52:02	Bright	45.000	174	52Psi UMa	3.0040	4400.0	90	29584	No
197	GOM_NL__2PRFIN20071027_205911_000000372062_00472_29584_8079.N1	27-OCT-2007 20:59:11	Bright	36.500	96	68Del Leo	2.5600	9300.0	73	29584	No
198	GOM_NL__2PRFIN20071027_212056_000000492062_00472_29584_8080.N1	27-OCT-2007 21:20:56	Dark	49.000	65	Lam Vel	2.2040	4400.0	98	29584	No
199	GOM_NL__2PRFIN20071027_212227_000000392062_00473_29585_8080.N1	27-OCT-2007 21:22:27	Dark	39.000	91	Kap Vel	2.4900	26000.	78	29585	No
200	GOM_NL__2PRFIN20071027_212428_000000452062_00473_29585_8081.N1	27-OCT-2007 21:24:28	Dark	45.000	34	Gam2Vel	1.7930	23000.	90	29585	No
201	GOM_NL__2PRFIN20071027_213003_000000482062_00473_29585_8082.N1	27-OCT-2007 21:30:03	Dark	47.500	2	Alp Car	-0.73600	7000.0	95	29585	No
202	GOM_NL__2PRFIN20071027_214048_000000432062_00473_29585_8083.N1	27-OCT-2007 21:40:48	Straylight	43.000	157	The1Eri	2.9060	9300.0	86	29585	No
203	GOM_NL__2PRFIN20071027_220017_000000402062_00473_29585_8084.N1	27-OCT-2007 22:00:17	Bright	39.500	105	6Bet Ari	2.6450	8900.0	79	29585	No
204	GOM_NL__2PRFIN20071027_220410_000000392062_00473_29585_8085.N1	27-OCT-2007 22:04:10	Bright	38.500	53	43Bet And	2.0480	3300.0	77	29585	No
205	GOM_NL__2PRFIN20071027_220653_000000392062_00473_29585_8086.N1	27-OCT-2007 22:06:53	Bright	38.500	73	57Gam1And	2.2600	13100.	77	29585	No
206	GOM_NL__2PRFIN20071027_220959_000000372062_00473_29585_8087.N1	27-OCT-2007 22:09:59	Bright	37.000	68	18Alp Cas	2.2250	4500.0	74	29585	No
207	GOM_NL__2PRFIN20071027_221113_000000362062_00473_29585_8088.N1	27-OCT-2007 22:11:13	Bright	36.000	76	27Gam Cas	2.3000	30000.	72	29585	No
208	GOM_NL__2PRFIN20071027_221914_000000362062_00473_29585_8089.N1	27-OCT-2007 22:19:14	Bright	36.000	49	1Alp UMi	1.9900	6300.0	72	29585	No
209	GOM_NL__2PRFIN20071027_222727_000000392062_00473_29585_8090.N1	27-OCT-2007 22:27:27	Bright	39.000	36	50Alp UMa	1.8000	6300.0	78	29585	No
210	GOM_NL__2PRFIN20071027_222903_000000372062_00473_29585_8091.N1	27-OCT-2007 22:29:03	Bright	36.500	82	48Bet UMa	2.3650	10600.	73	29585	No
211	GOM_NL__2PRFIN20071027_223238_000000352062_00473_29585_8092.N1	27-OCT-2007 22:32:38	Bright	35.000	174	52Psi UMa	3.0040	4400.0	70	29585	No
212	GOM_NL__2PRFIN20071027_223948_000000352062_00473_29585_8093.N1	27-OCT-2007 22:39:48	Bright	34.500	96	68Del Leo	2.5600	9300.0	69	29585	No
213	GOM_NL__2PRFIN20071027_230133_000000472062_00473_29585_8094.N1	27-OCT-2007 23:01:33	Dark	46.500	65	Lam Vel	2.2040	4400.0	93	29585	No
214	GOM_NL__2PRFIN20071027_230303_000000392062_00474_29586_8085.N1	27-OCT-2007 23:03:03	Dark	39.000	91	Kap Vel	2.4900	26000.	78	29586	No
215	GOM_NL__2PRFIN20071027_230505_000000462062_00474_29586_8086.N1	27-OCT-2007 23:05:05	Dark	46.000	34	Gam2Vel	1.7930	23000.	92	29586	No
216	GOM_NL__2PRFIN20071027_231040_000000492062_00474_29586_8087.N1	27-OCT-2007 23:10:40	Dark	49.000	2	Alp Car	-0.73600	7000.0	98	29586	No
217	GOM_NL__2PRFIN20071027_232124_000000422062_00474_29586_8088.N1	27-OCT-2007 23:21:24	Straylight	42.000	157	The1Eri	2.9060	9300.0	84	29586	No
218	GOM_NL__2PRFIN20071027_234053_000000402062_00474_29586_8089.N1	27-OCT-2007 23:40:53	Bright	40.000	105	6Bet Ari	2.6450	8900.0	80	29586	No
219	GOM_NL__2PRFIN20071027_234445_000000382062_00474_29586_8090.N1	27-OCT-2007 23:44:45	Bright	38.000	53	43Bet And	2.0480	3300.0	76	29586	No

220	GOM_NL__2PRFIN20071027_234728_000000392062_00474_29586_8091.N1	27-OCT-2007 23:47:28	Bright	39.000	73	57Gam1And	2.2600	13100.	78	29586	No
221	GOM_NL__2PRFIN20071027_235034_000000352062_00474_29586_8092.N1	27-OCT-2007 23:50:34	Bright	35.000	68	18Alp Cas	2.2250	4500.0	70	29586	No
222	GOM_NL__2PRFIN20071027_235149_000000352062_00474_29586_8093.N1	27-OCT-2007 23:51:49	Bright	35.000	76	27Gam Cas	2.3000	30000.	70	29586	No
223	GOM_NL__2PRFIN20071027_235950_000000362062_00474_29586_8094.N1	27-OCT-2007 23:59:50	Bright	35.500	49	1Alp UMi	1.9900	6300.0	71	29586	No

3. Quality information per product

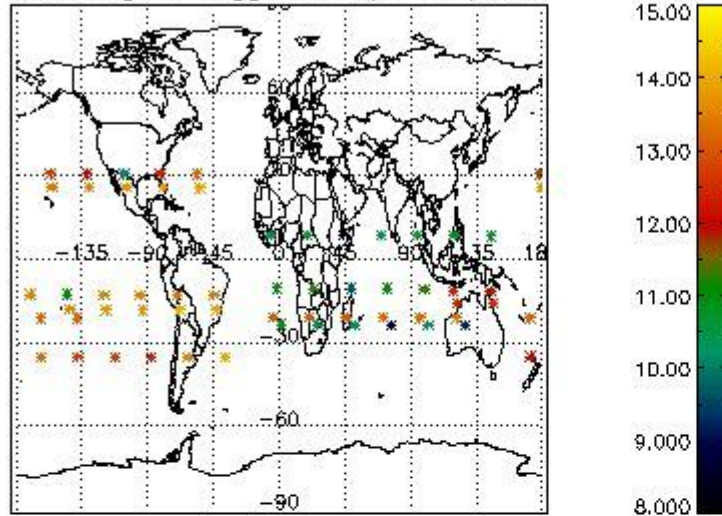
In this section it is plotted some information contained in the Quality Summary data set of the level 2 products. Only products in dark limb conditions and without errors (error flag in the MPH set to "0") are used.

3.1 Plot quality information per product (time dependant)

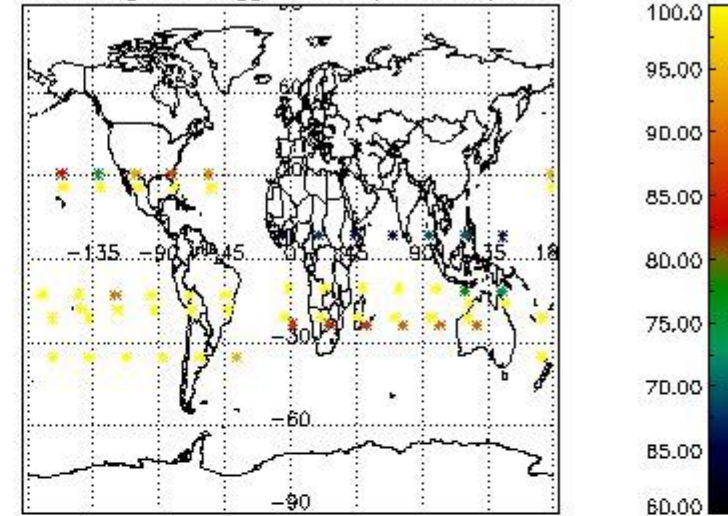


3.2 Plot quality information per product (world map)

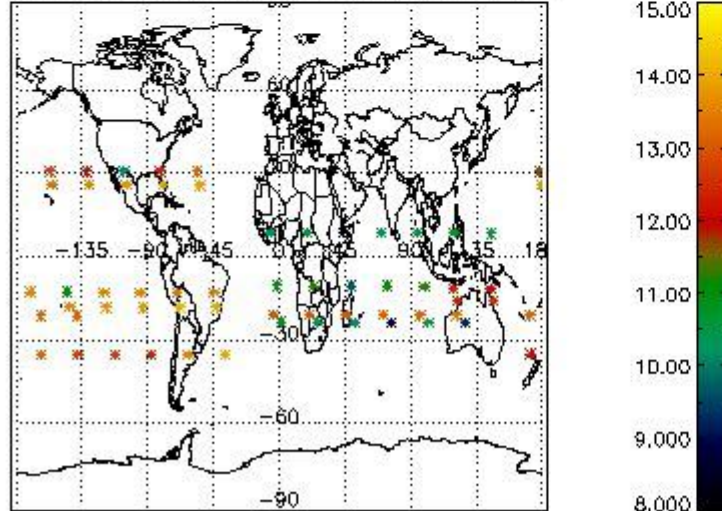
Percentage of flagged data per O3 profile



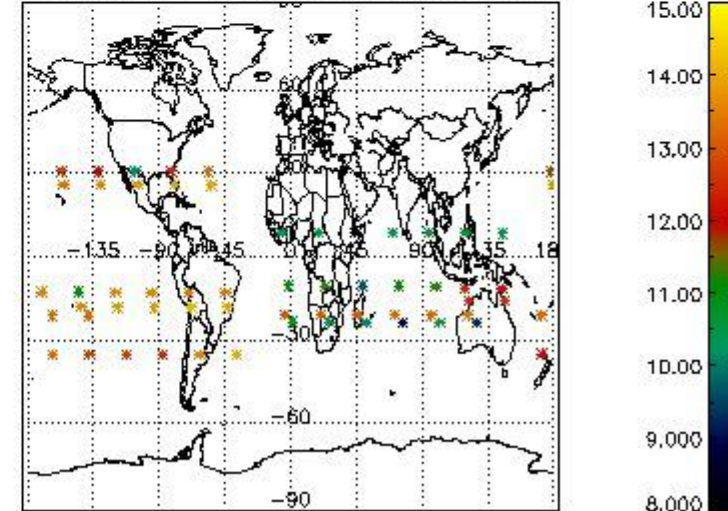
Percentage of flagged data per H2O profile



Percentage of flagged data per NO2 profile



Percentage of flagged data per NO3 profile

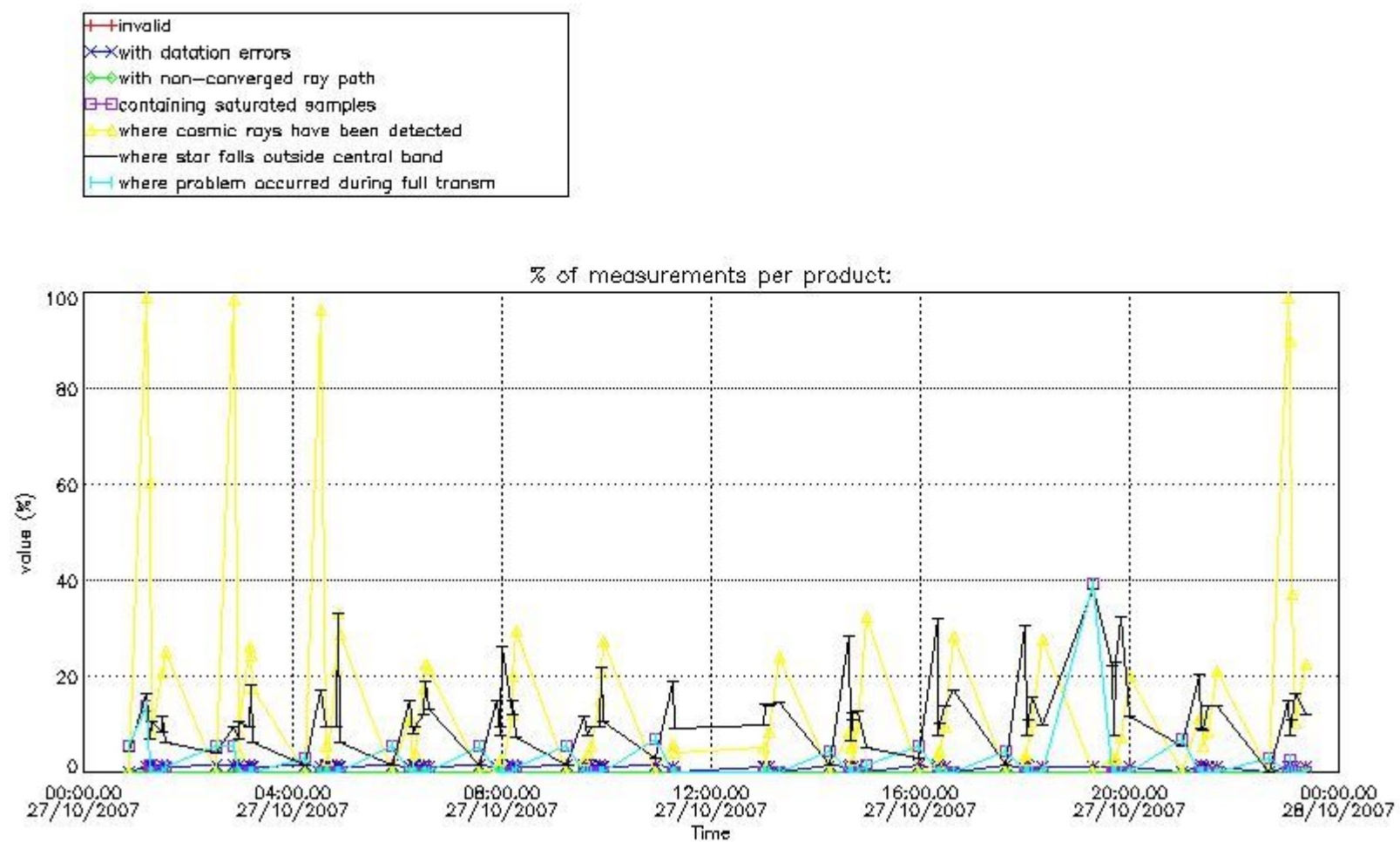


4. Level 1 quality information per product

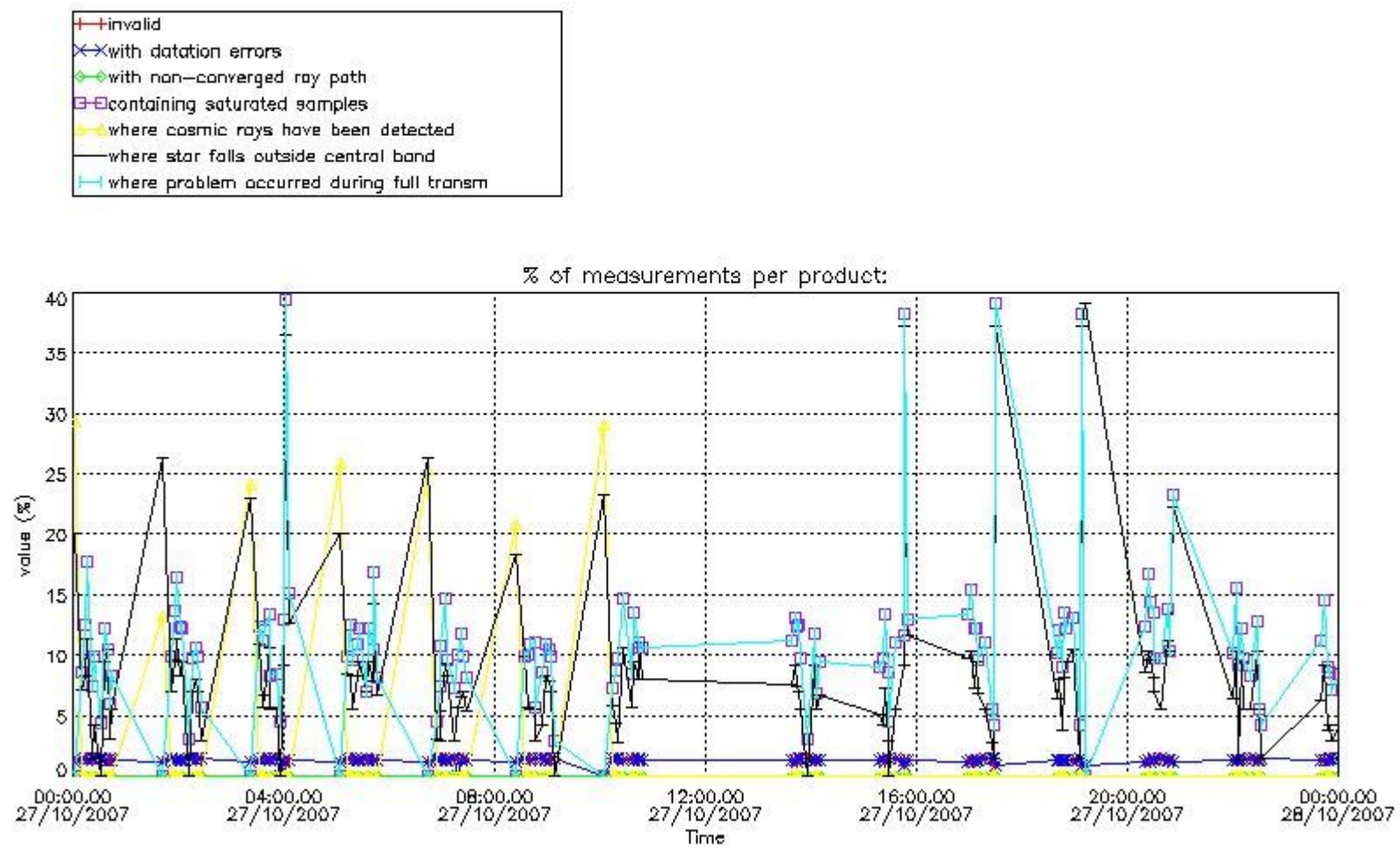
In this section it is plotted some information contained in the Quality Summary data set of the level 2 products that comes from the level 1b processing. Products without errors (error flag in the MPH set to "0") are used.

4.1 Plot quality information per product (time dependant) coming from level 1b processing

4.1.1 Plot level 1 quality information per product (time dependant): ENVISAT ASCENDING passes



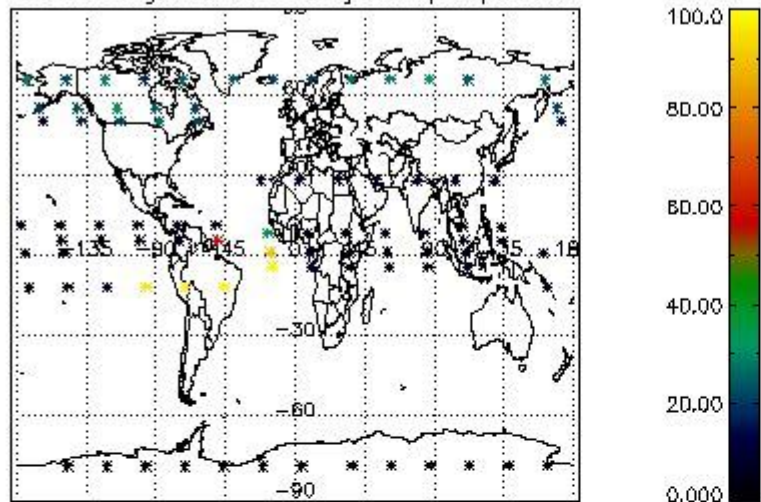
4.1.2 Plot level 1 quality information per product (time dependant): ENVI SAT DESCENDING passes



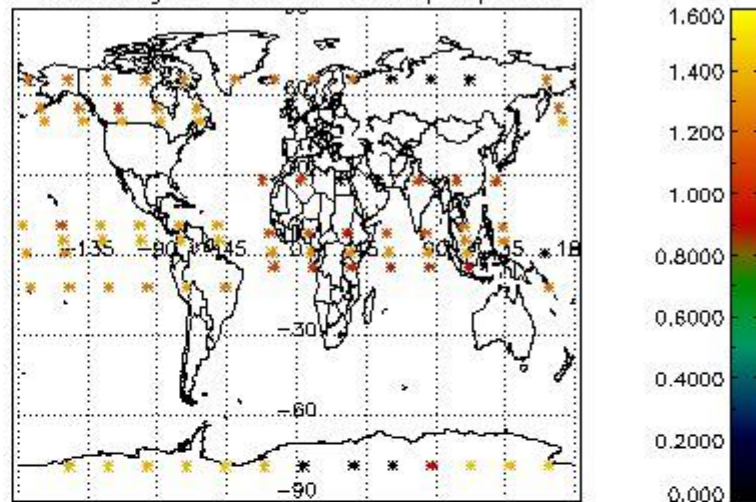
4.2 Plot quality information per product coming from level 1b processing (world map)

4.2.1 Plot level 1 quality information per product (world map): ENVISAT ASCENDING passes

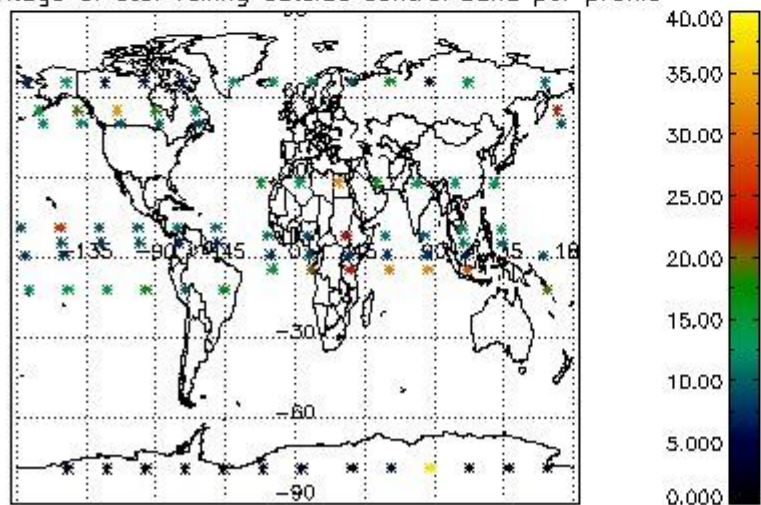
Percentage of cosmic ray hits per profile



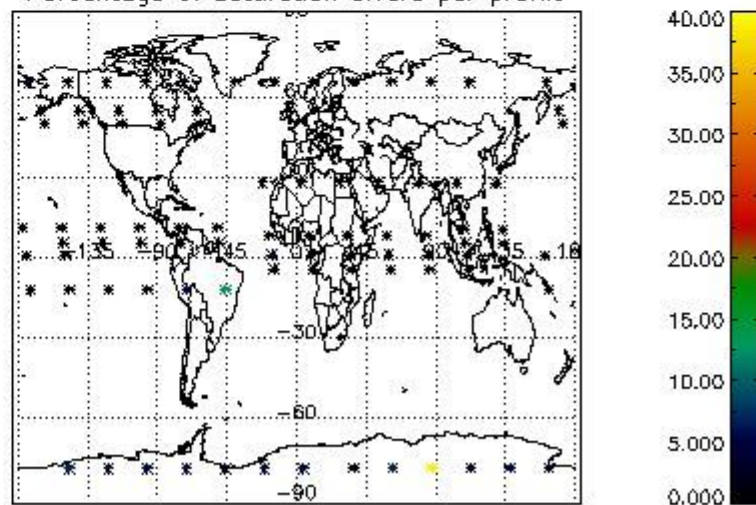
Percentage of datation errors per profile



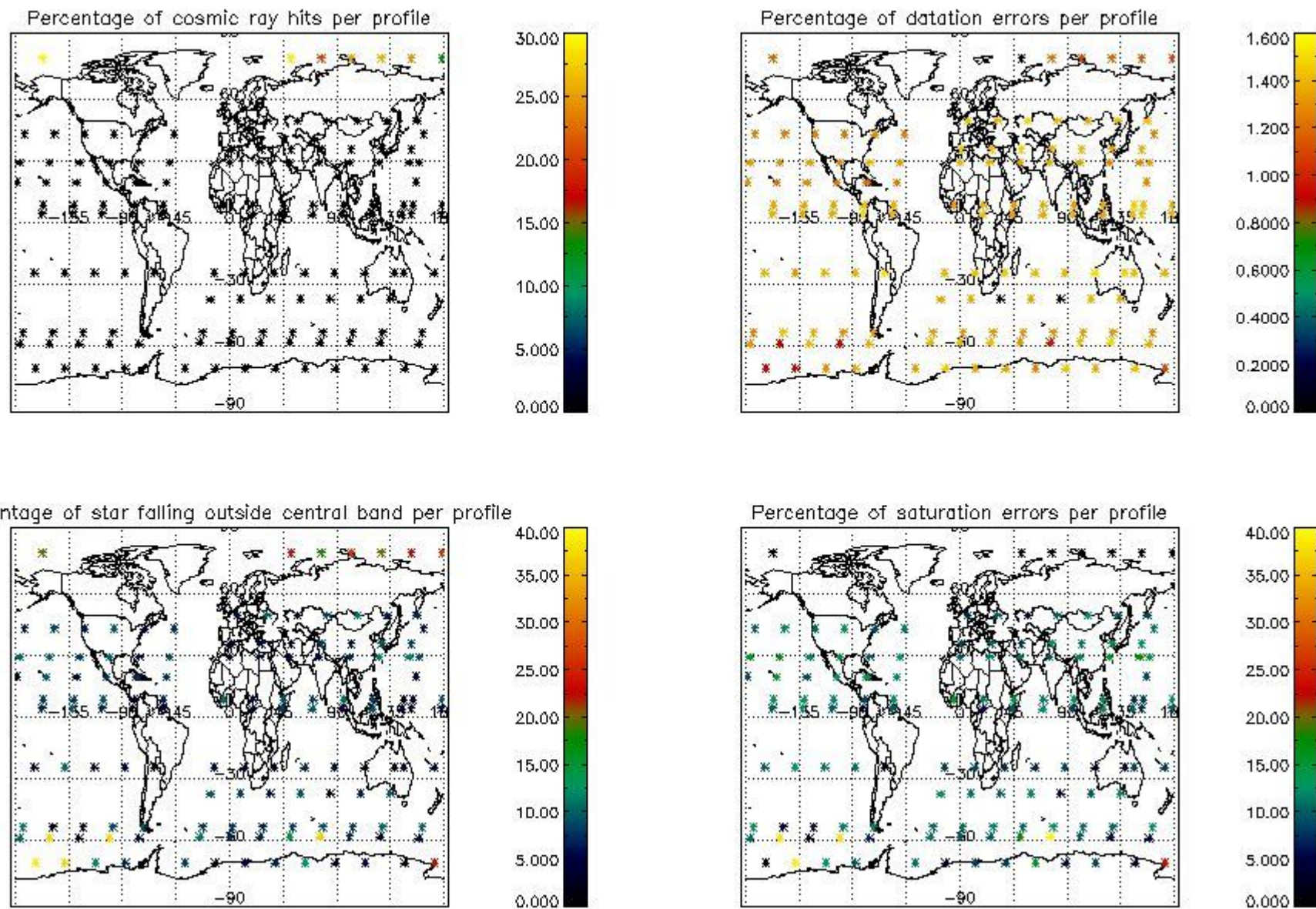
Percentage of star falling outside central band per profile



Percentage of saturation errors per profile



4.2.2 Plot level 1 quality information per product (world map): ENVISAT DESCENDING passes



5. Trace gas profiles

5.1 Ozone statistics based on quality of products

The final quality of the products can be "measured" using the STD (Standard Deviation) attached to every point profile. This information is written to the parameter GOM_NL__2P/NL_LOCAL_SPECIES_DENSITY/o3_std of the level 2 products. The table below shows the statistics for given STD ranges.

The statistics are given with respect to the overall valid production:

- Products without fatal errors: GOM_NL__2P/MPH/PRODUCT_ERR=0
- Valid point profile: GOM_NL__2P/NL_LOCAL_SPECIES_DENSITY/pcd(0)=0

The 'Criteria' is applied to valid points of dark limb products:

- Products in dark limb illumination condition: GOM_NL__2P/NL_SUMMARY_QUALITY/obs_ill_cond=0
- Products without fatal errors: GOM_NL__2P/MPH/PRODUCT_ERR=0
- Valid point profile: GOM_NL__2P/NL_LOCAL_SPECIES_DENSITY/pcd(0)=0

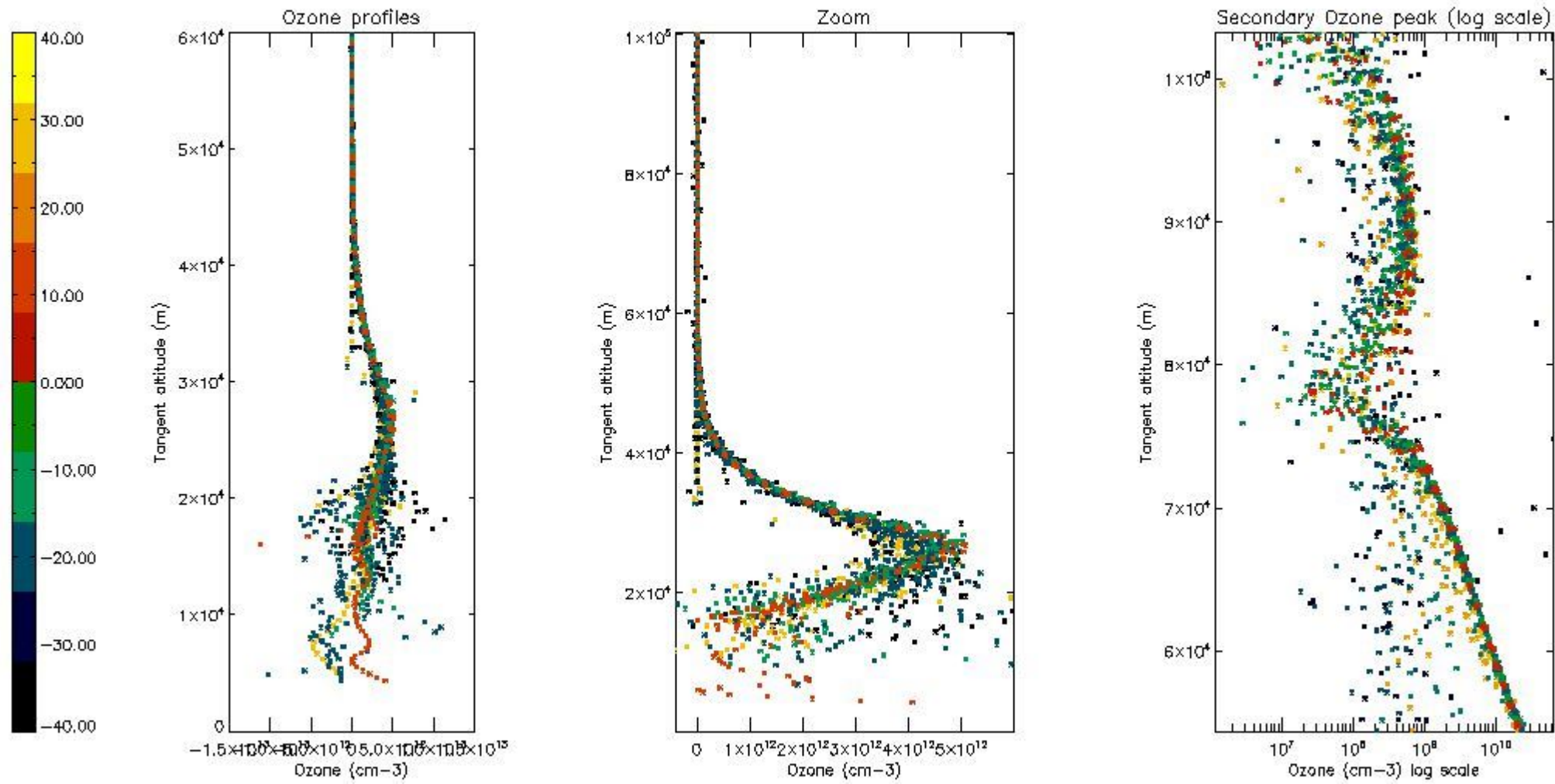
So, the table below shows the percentage of dark limb and valid observations for each criteria with respect to the overall valid daily observations.

Criteria	% of total production
All STD	31
STD < 20	17

STD < 10	13
STD < 5	9

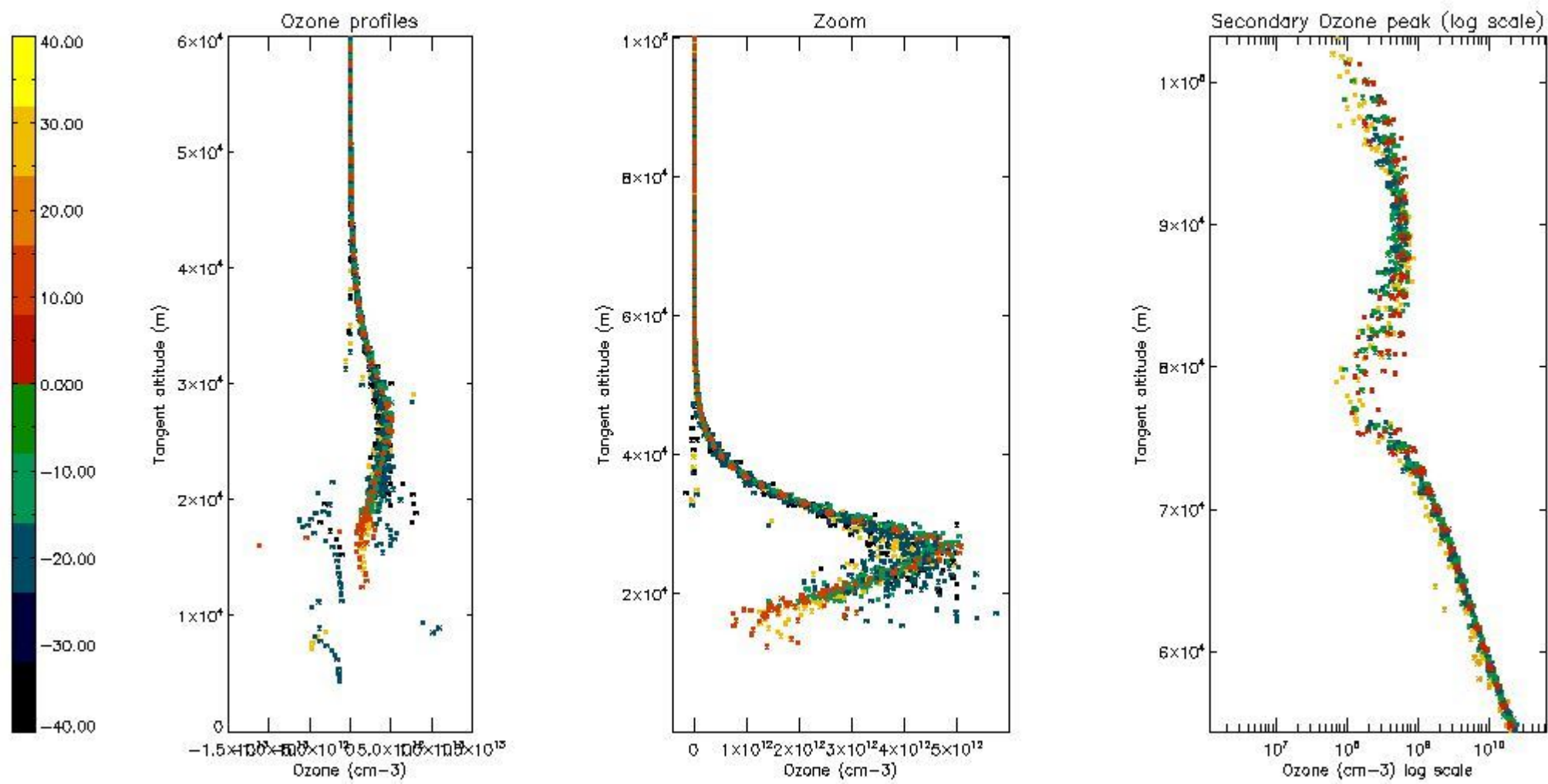
5.2 Plot ozone profiles for all STD (dark without errors)

The colorbar represents the latitude.



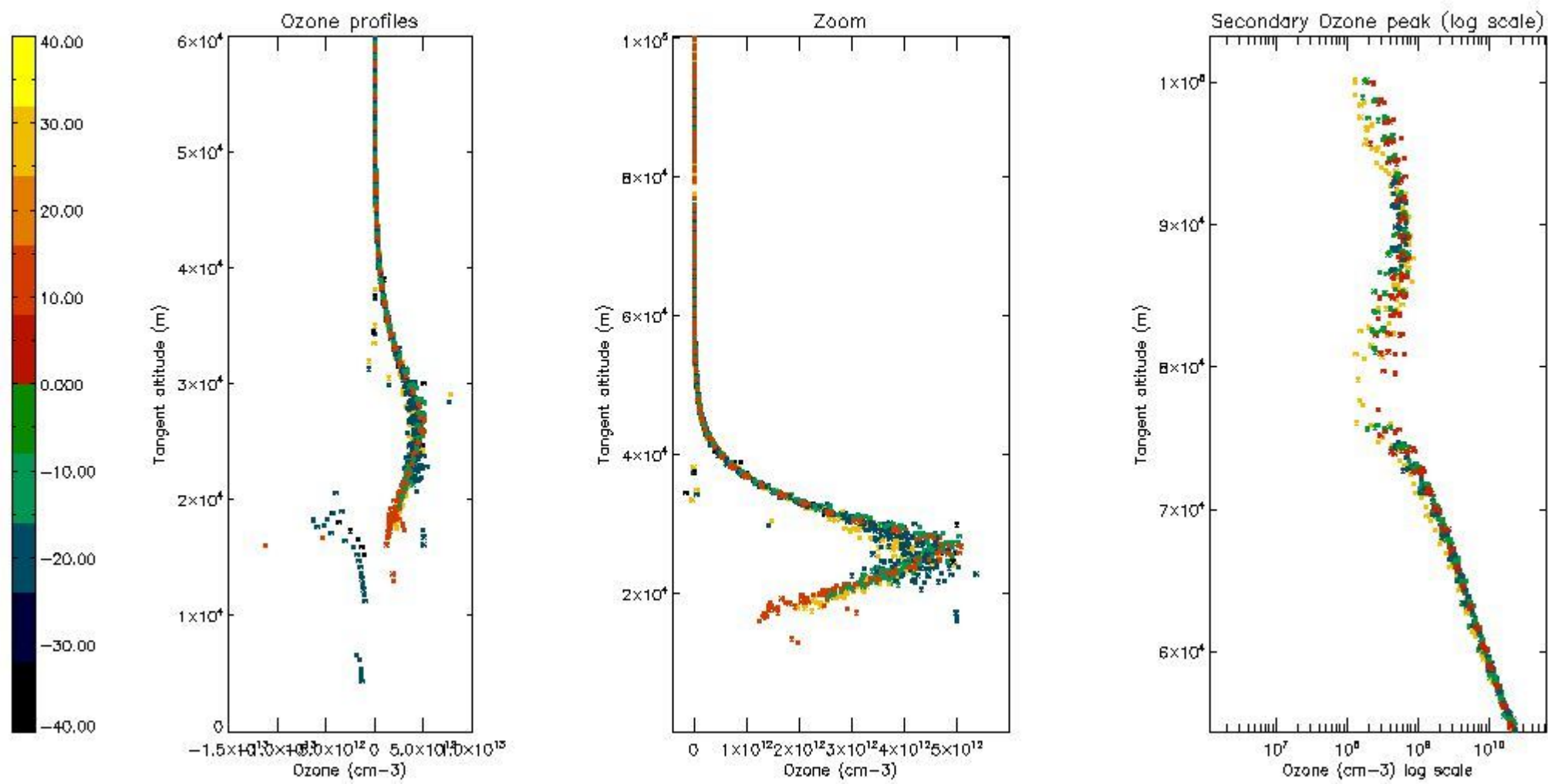
5.3 Plot ozone profiles where STD < 20% (dark without errors)

The colorbar represents the latitude.



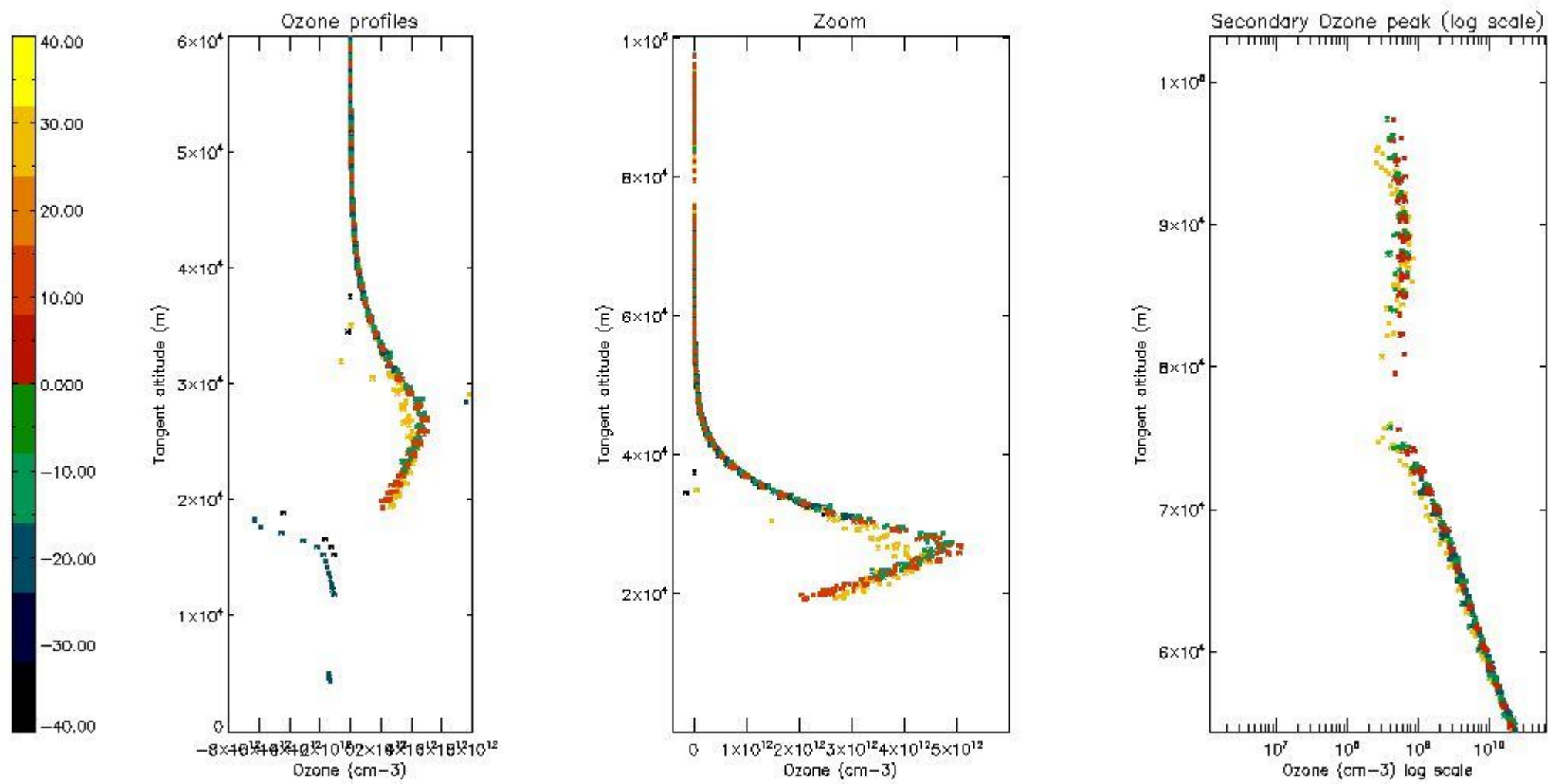
5.4 Plot ozone profiles where $STD < 10\%$ (dark without errors)

The colorbar represents the latitude.



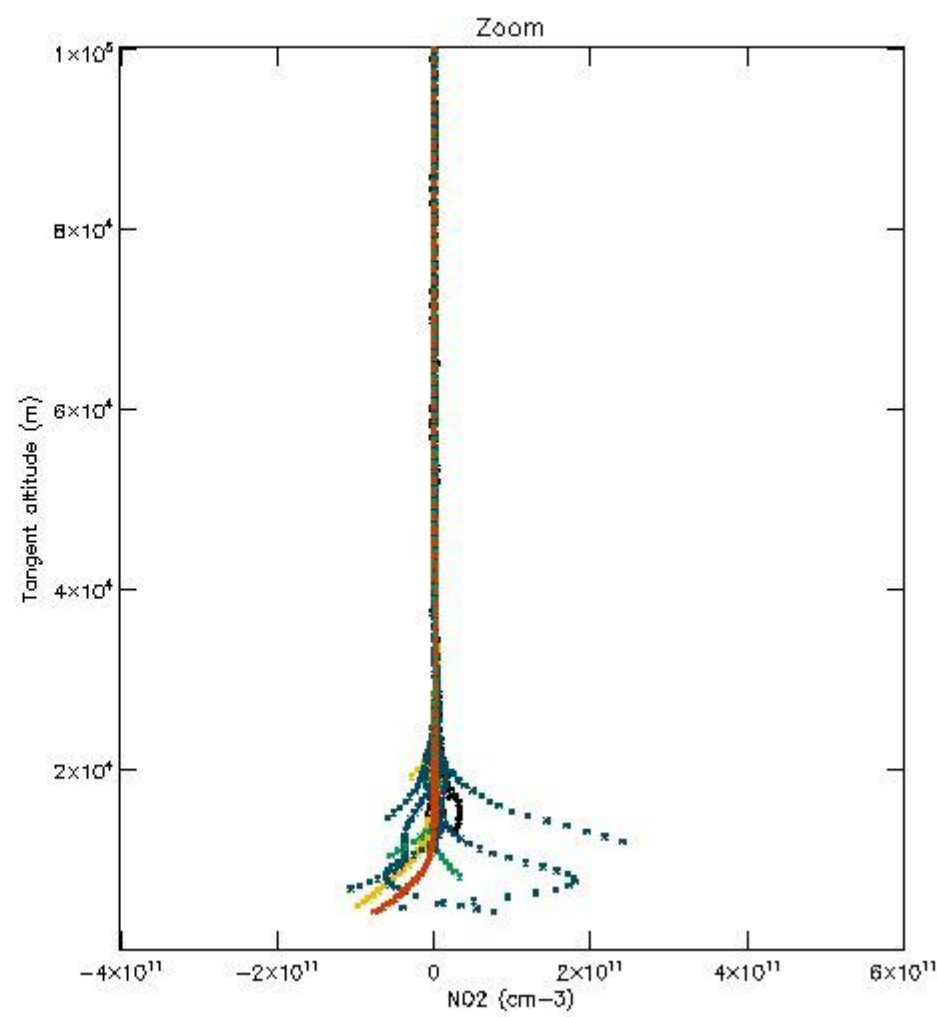
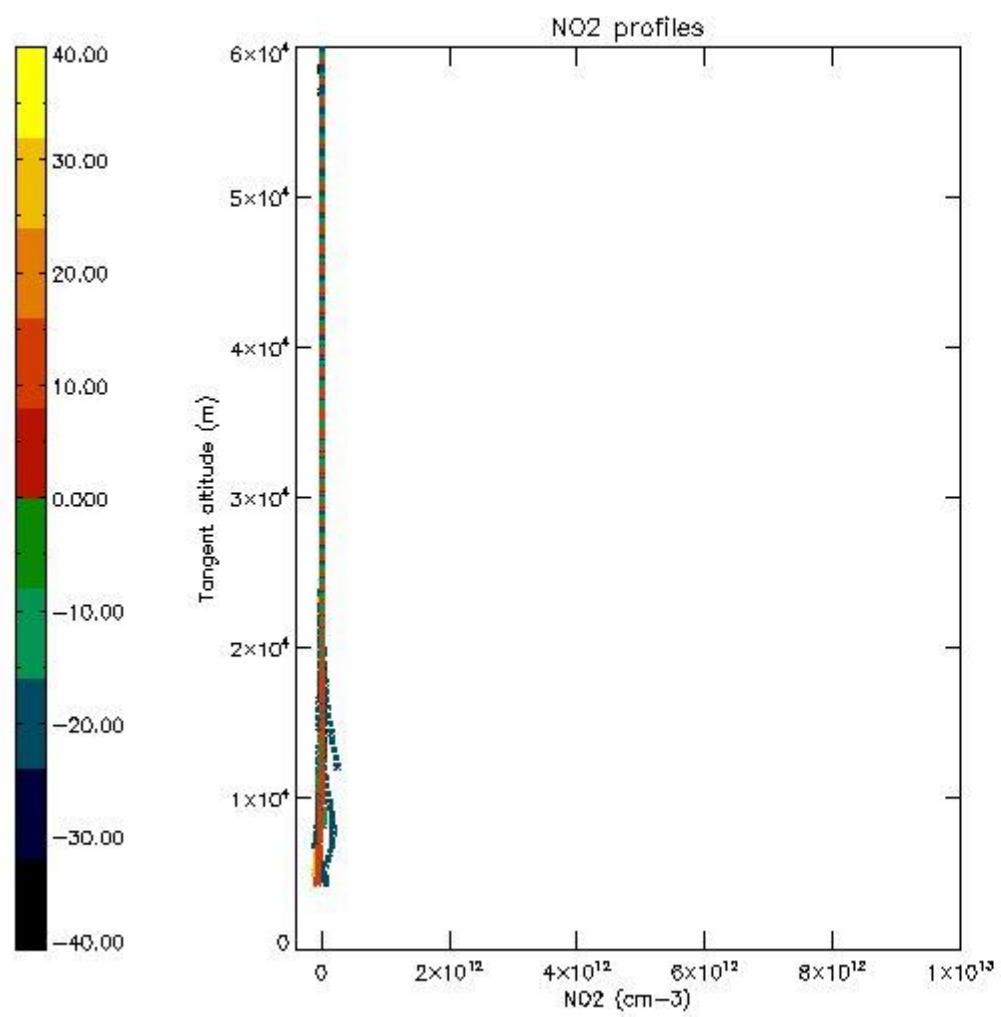
5.5 Plot ozone profiles where STD < 5% (dark without errors)

The colorbar represents the latitude.



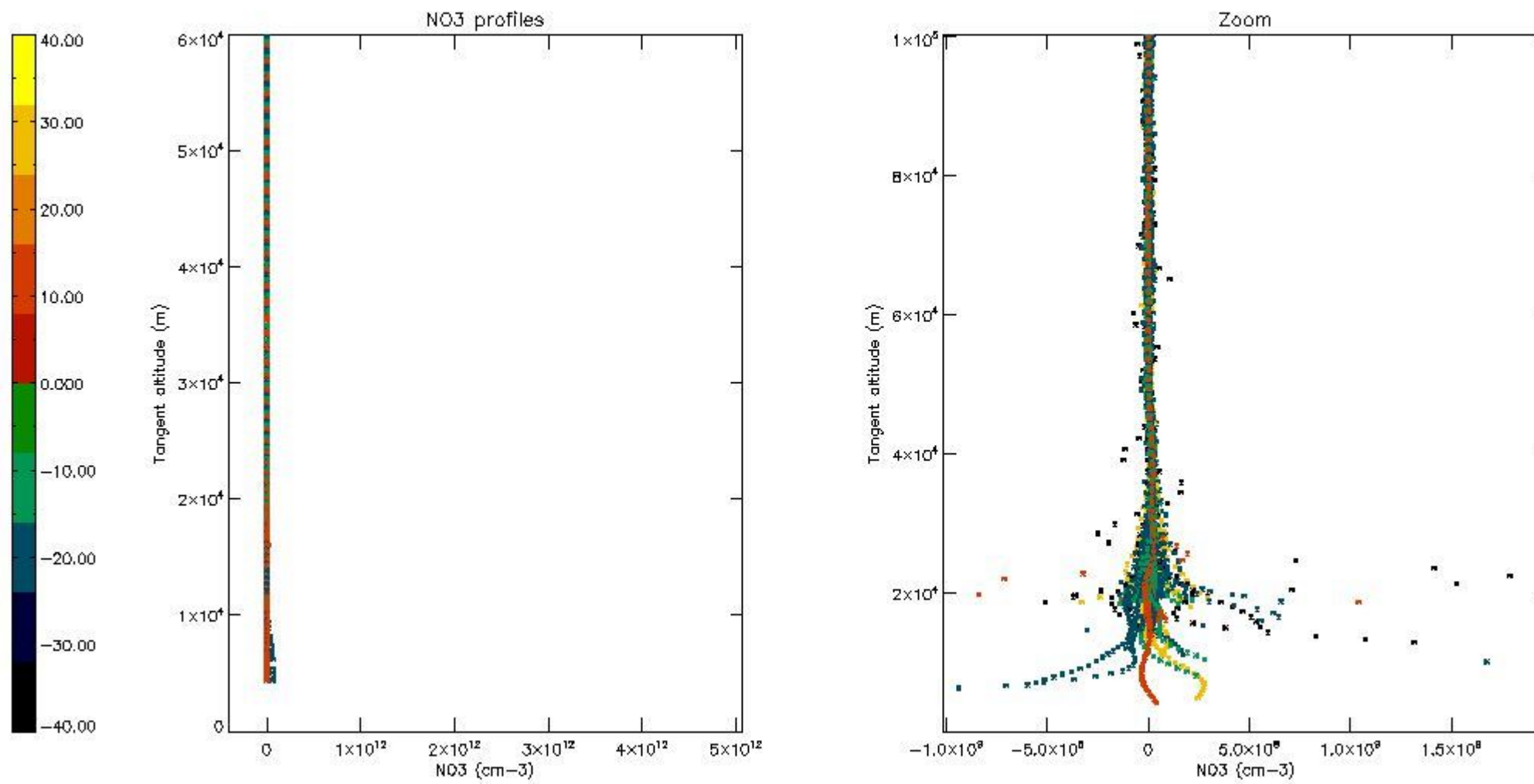
5.6 Plot NO₂ profiles for all STD (dark without errors)

The colorbar represents the latitude.



5.7 Plot NO3 profiles for all STD (dark without errors)

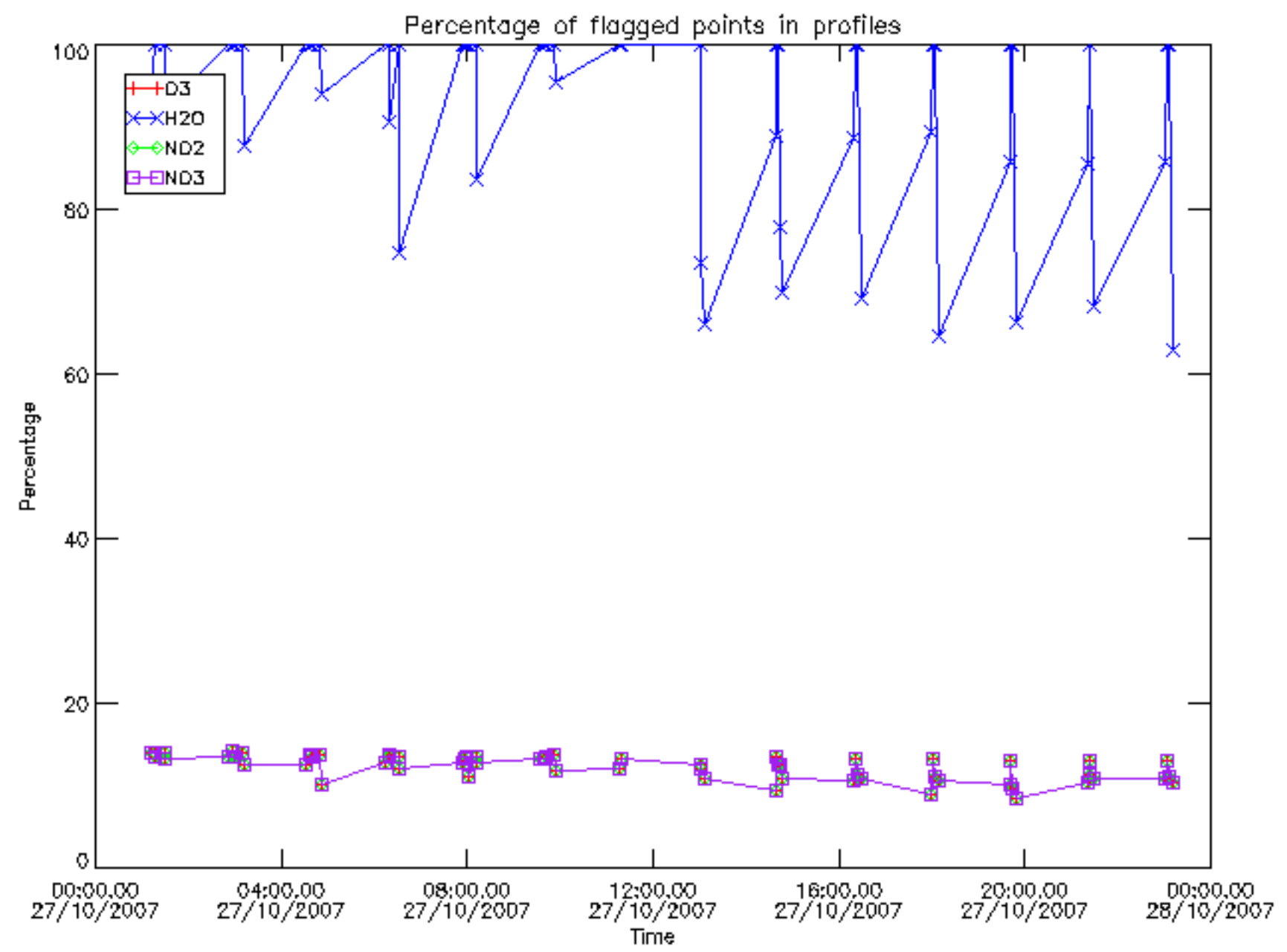
The colorbar represents the latitude.



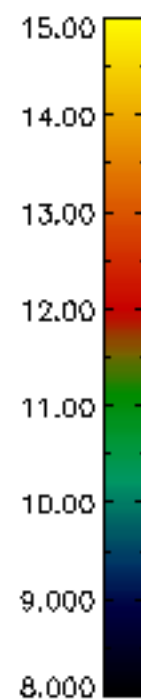
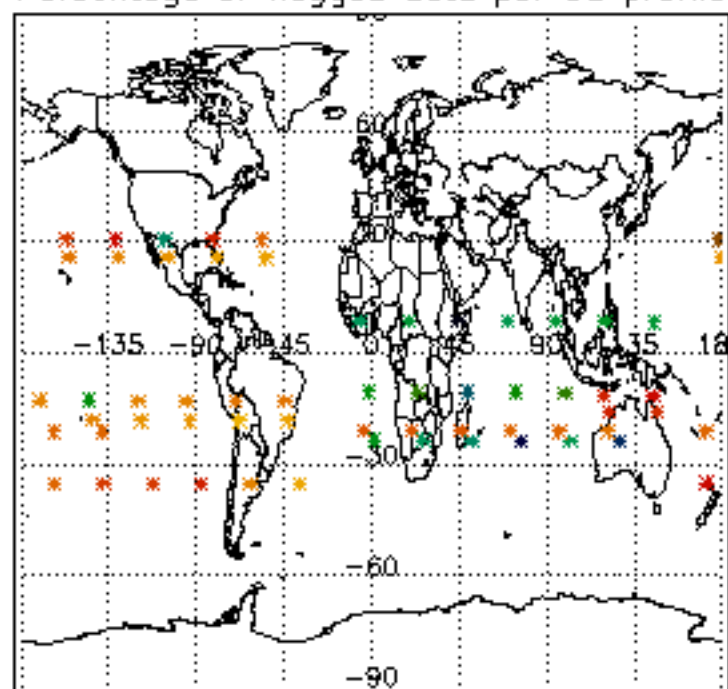
6. Auxiliary Data Files used for the production reported in section 2

The number reported in the third column indicates since which file (see list in section 2) the corresponding auxiliary file has been used. The fourth column is the date of those product files.

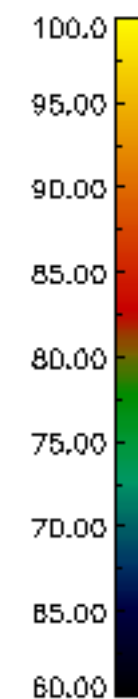
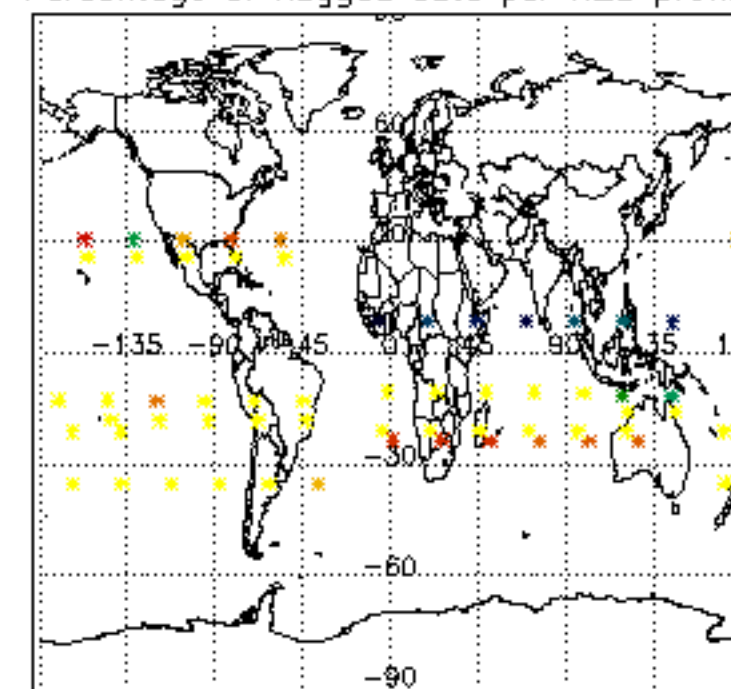
Type	Auxiliary Filename	Used since product	Used since product date
INST_PHYS_CHARACTERISTICS	GOM_INS_AXVIEC20091111_143220_20030716_120000_20500101_000000	1	27-OCT-2007 00:01:14
LEVEL-2_PROC_CONFIG	GOM_PR2_AXVIEC20091111_152718_20020301_000000_20500101_000000	1	27-OCT-2007 00:01:14
CROSS_SECTIONS_FILE	GOM_CRS_AXVIEC20091111_154832_20020301_000000_20500101_000000	1	27-OCT-2007 00:01:14



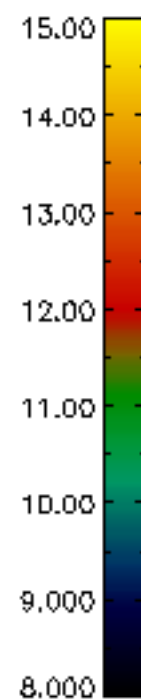
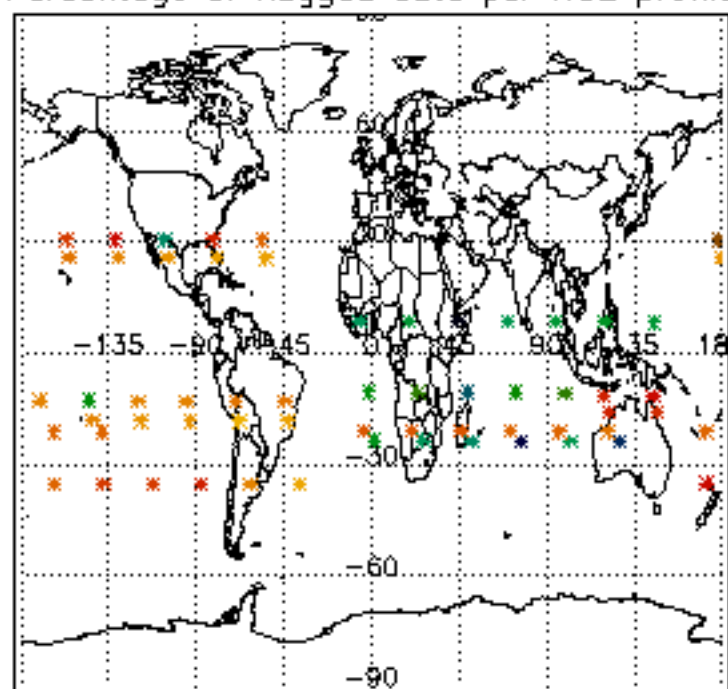
Percentage of flagged data per D3 profile



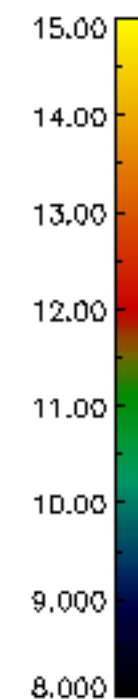
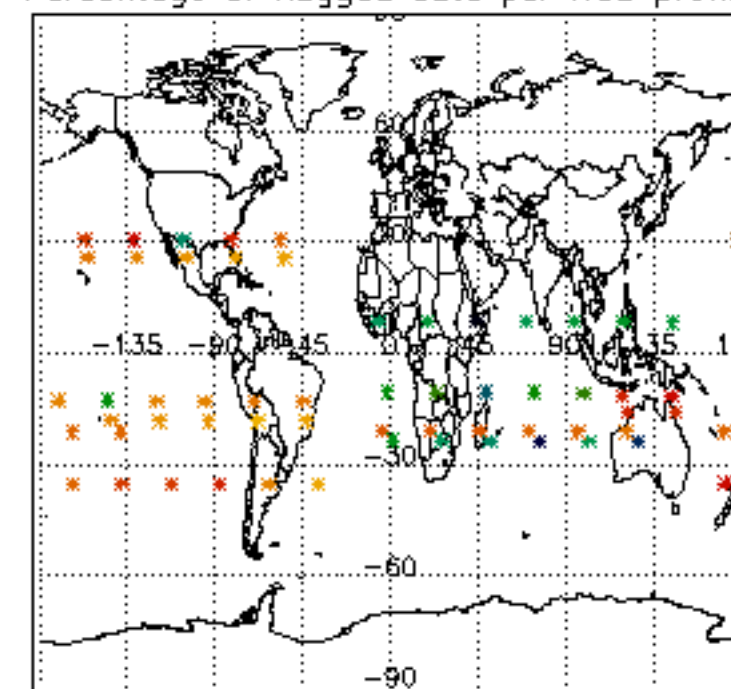
Percentage of flagged data per H2O profile

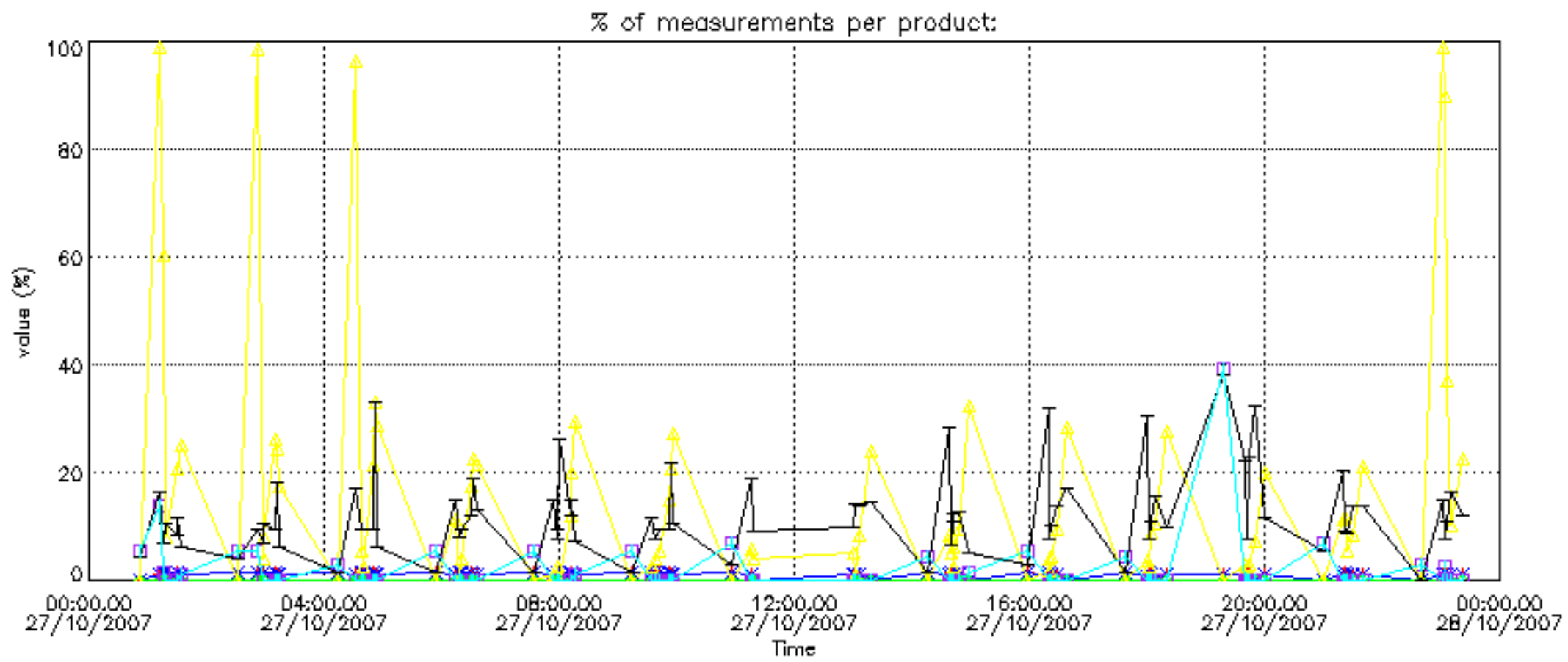


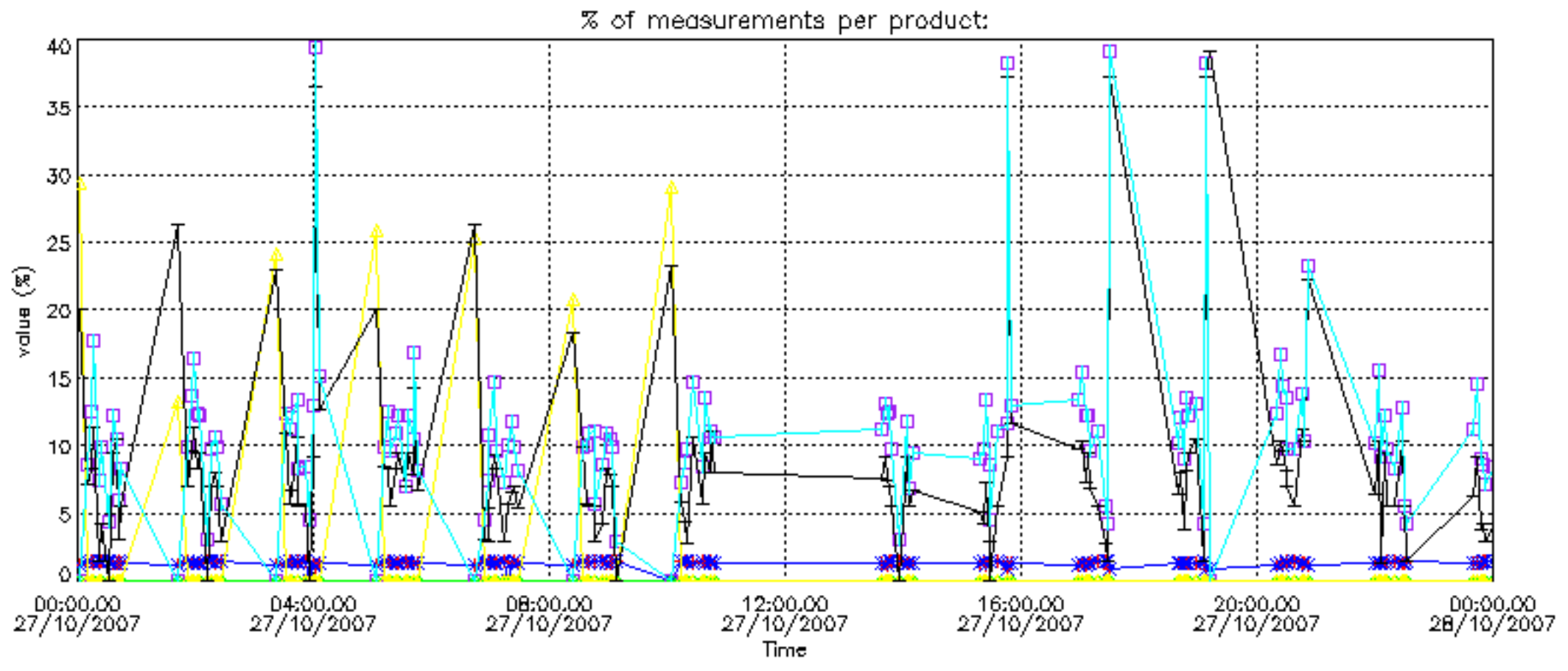
Percentage of flagged data per NO2 profile



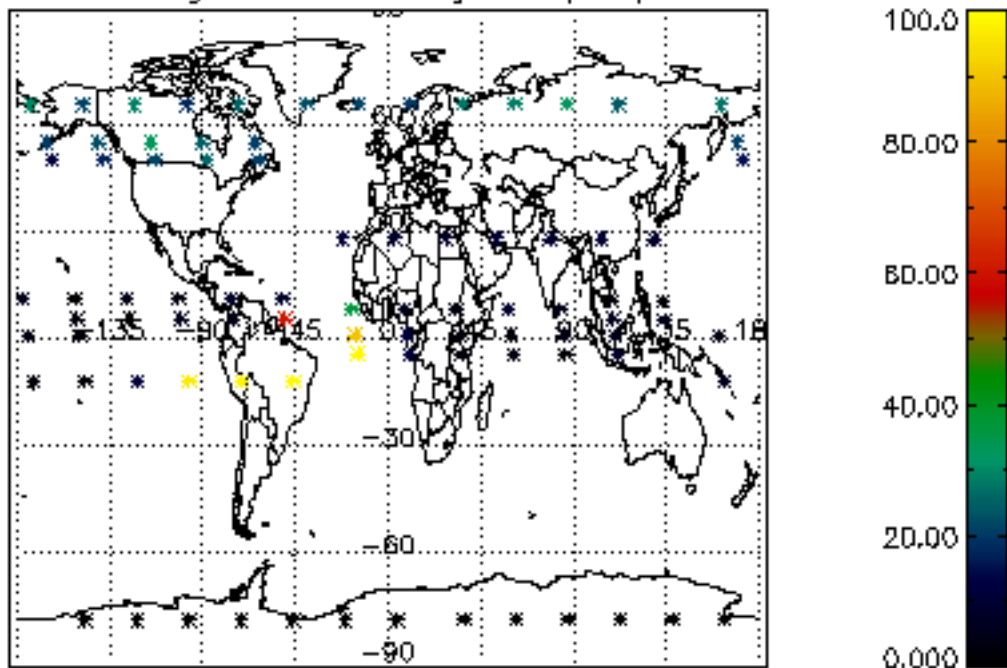
Percentage of flagged data per NO3 profile



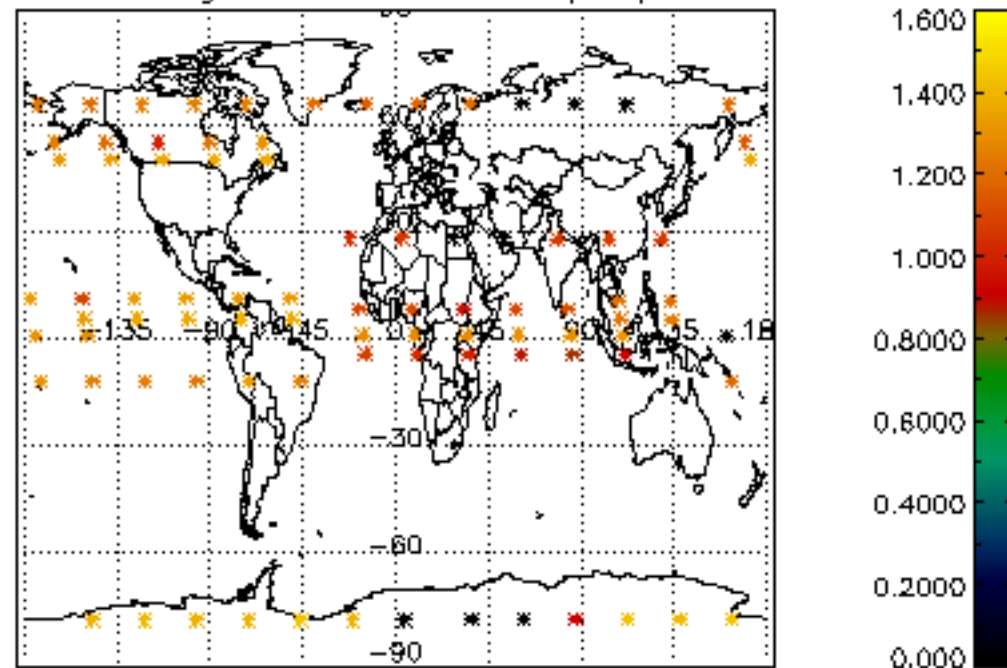




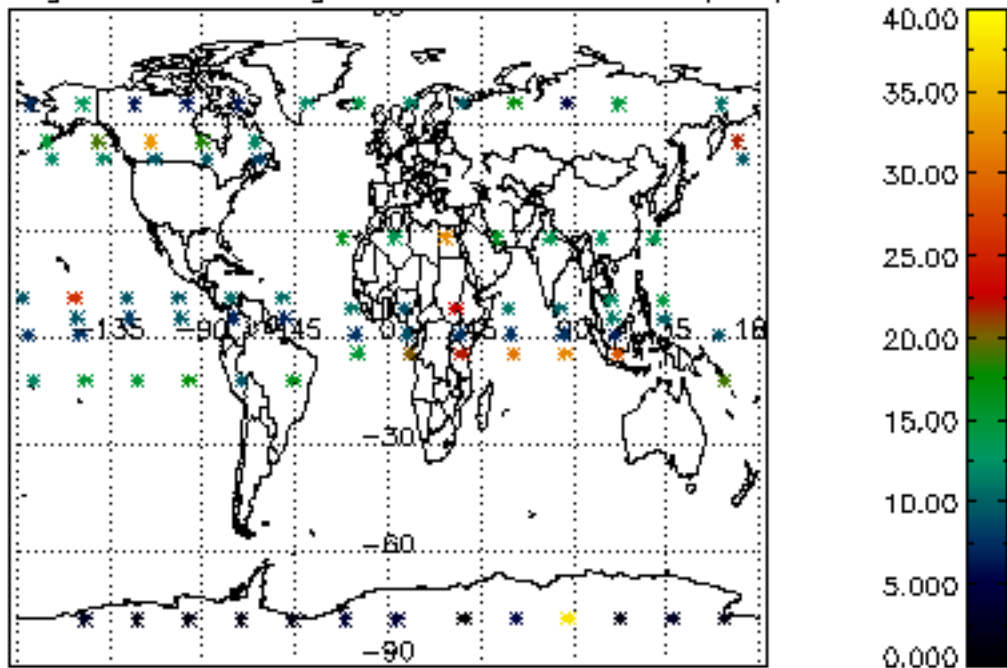
Percentage of cosmic ray hits per profile



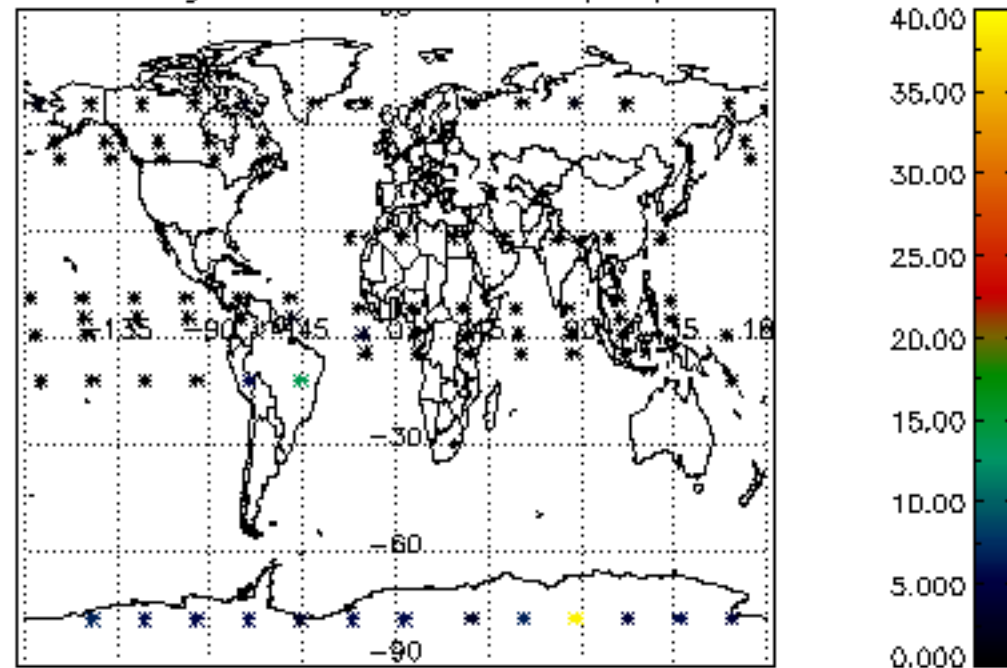
Percentage of datation errors per profile



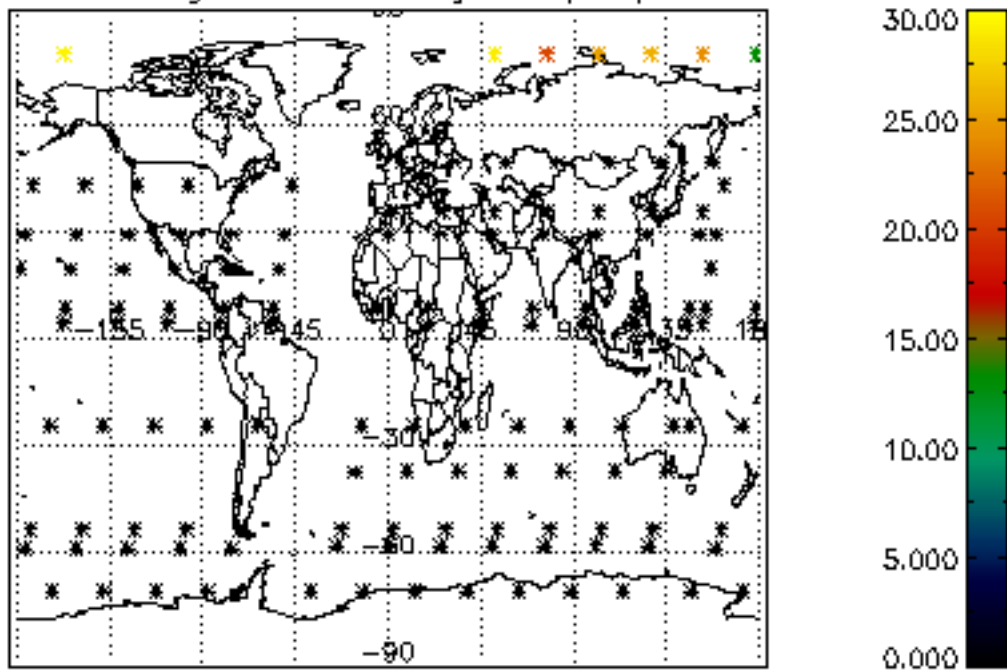
Percentage of star falling outside central band per profile



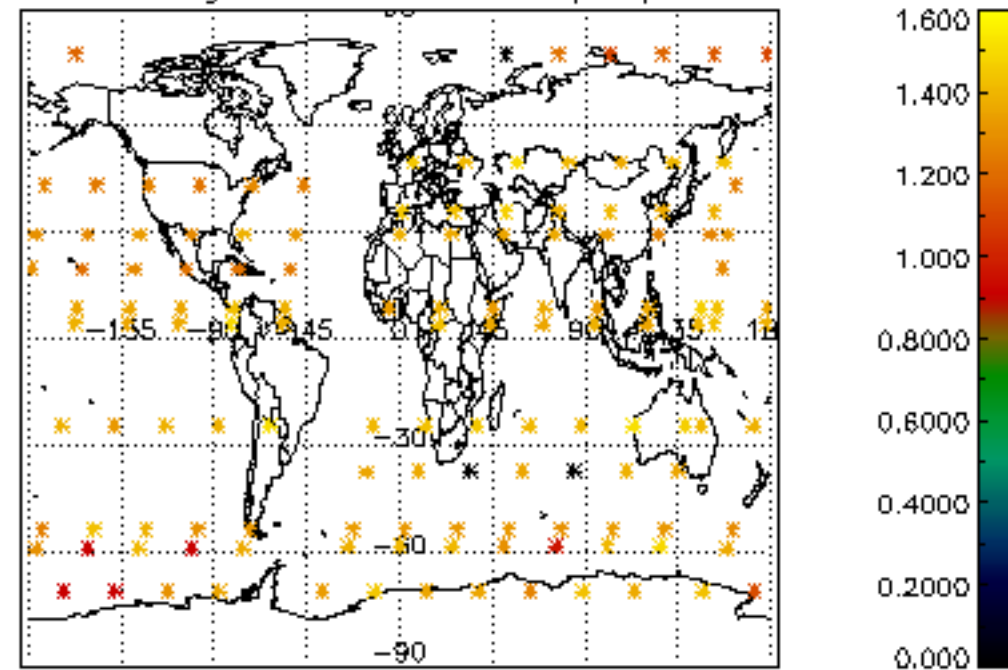
Percentage of saturation errors per profile



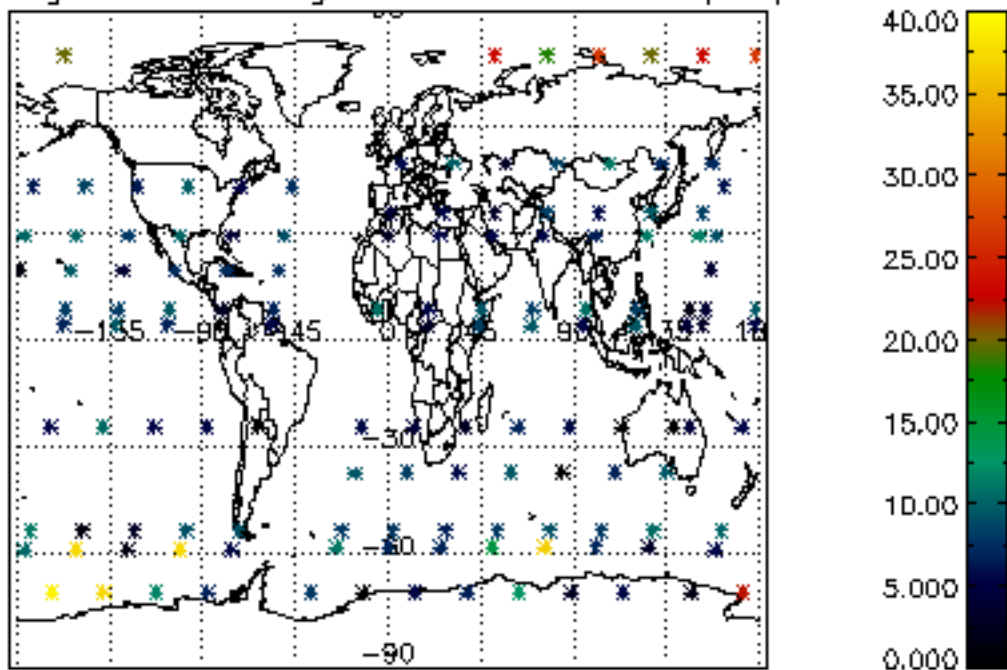
Percentage of cosmic ray hits per profile



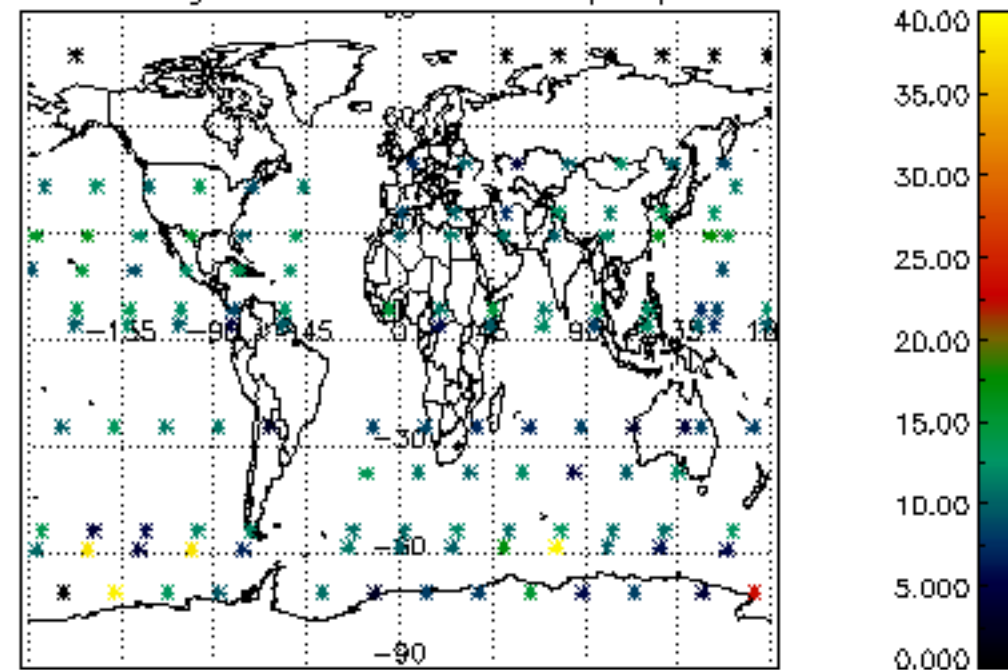
Percentage of datation errors per profile

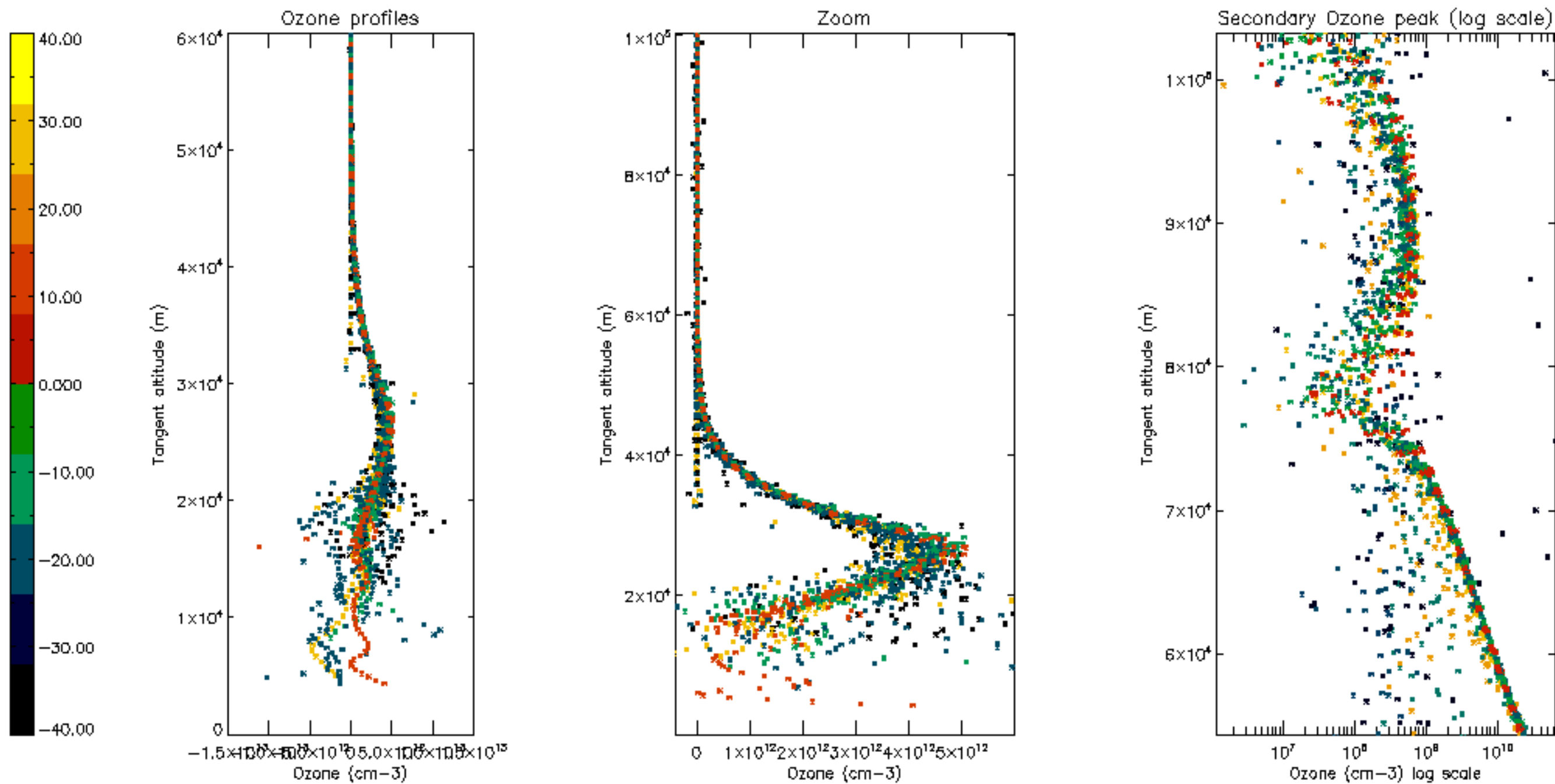


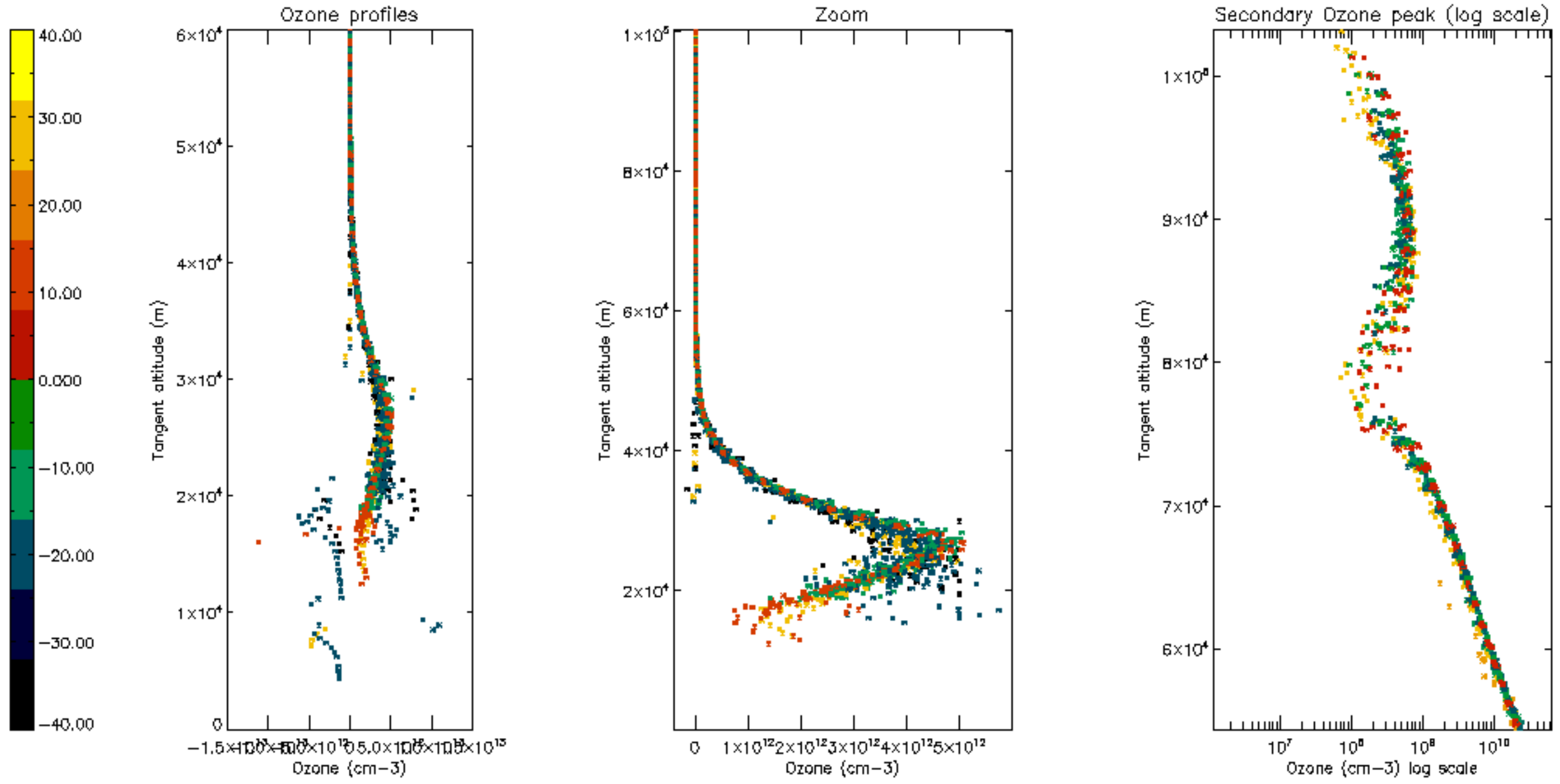
Percentage of star falling outside central band per profile

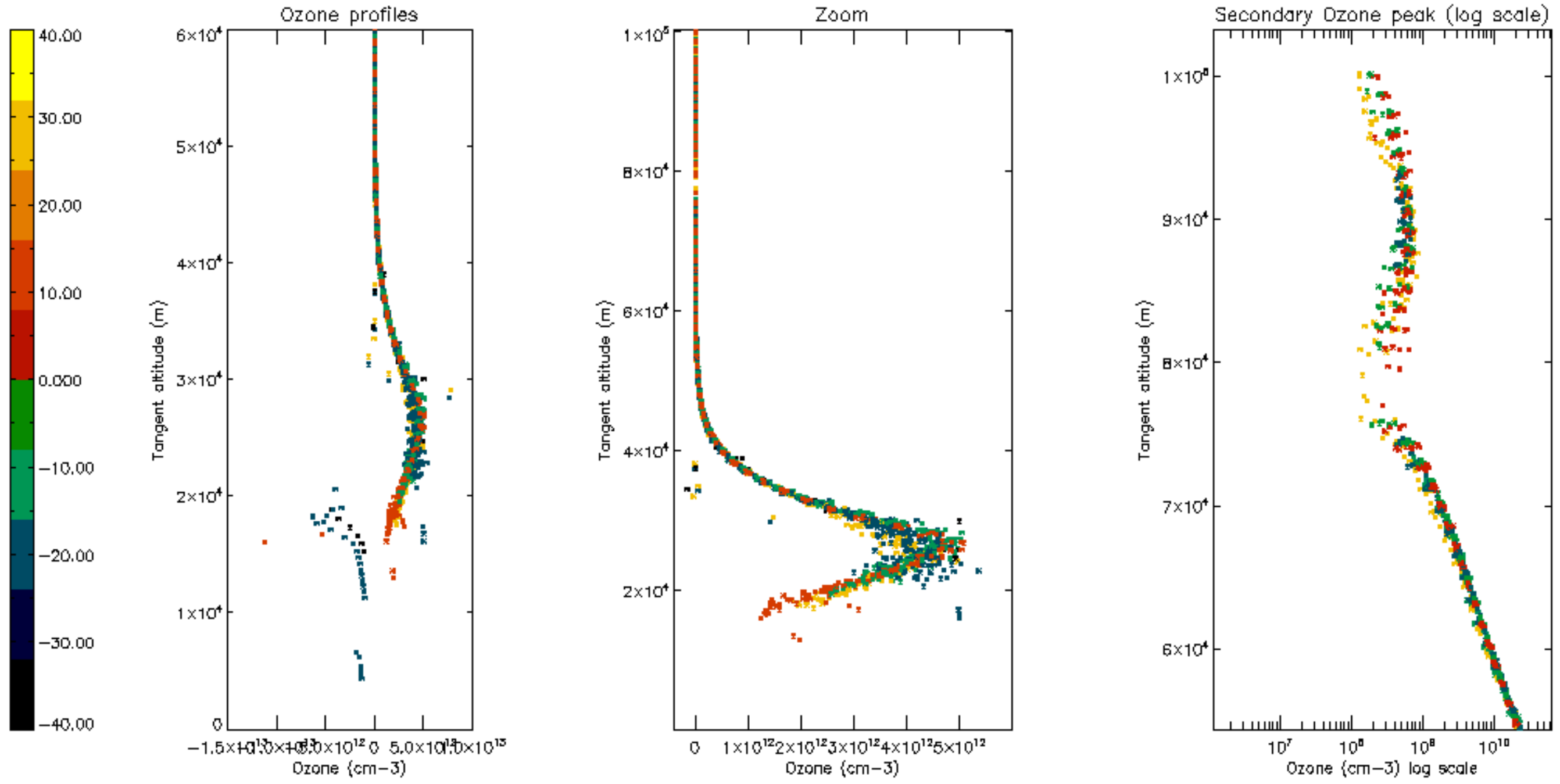


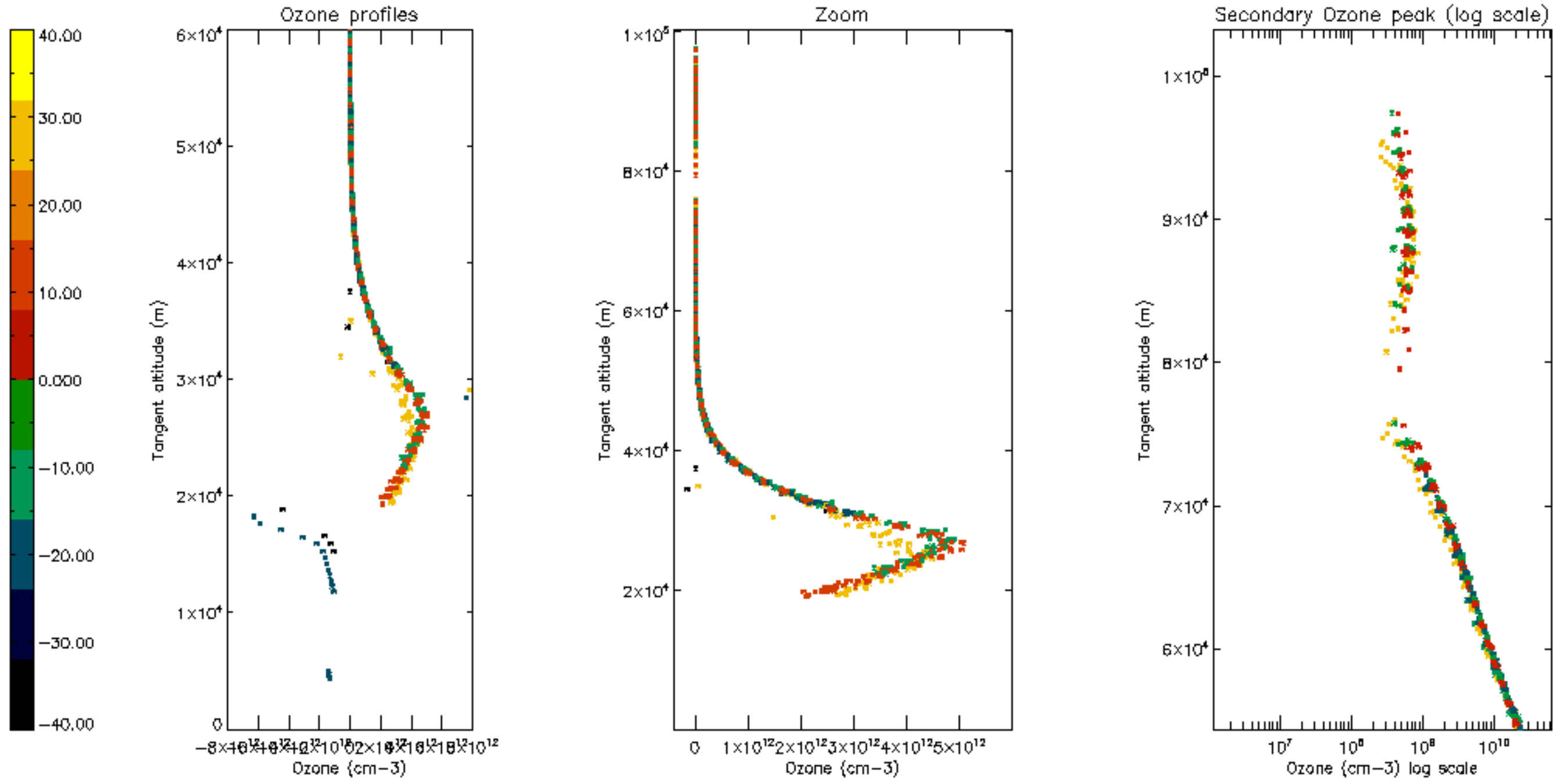
Percentage of saturation errors per profile

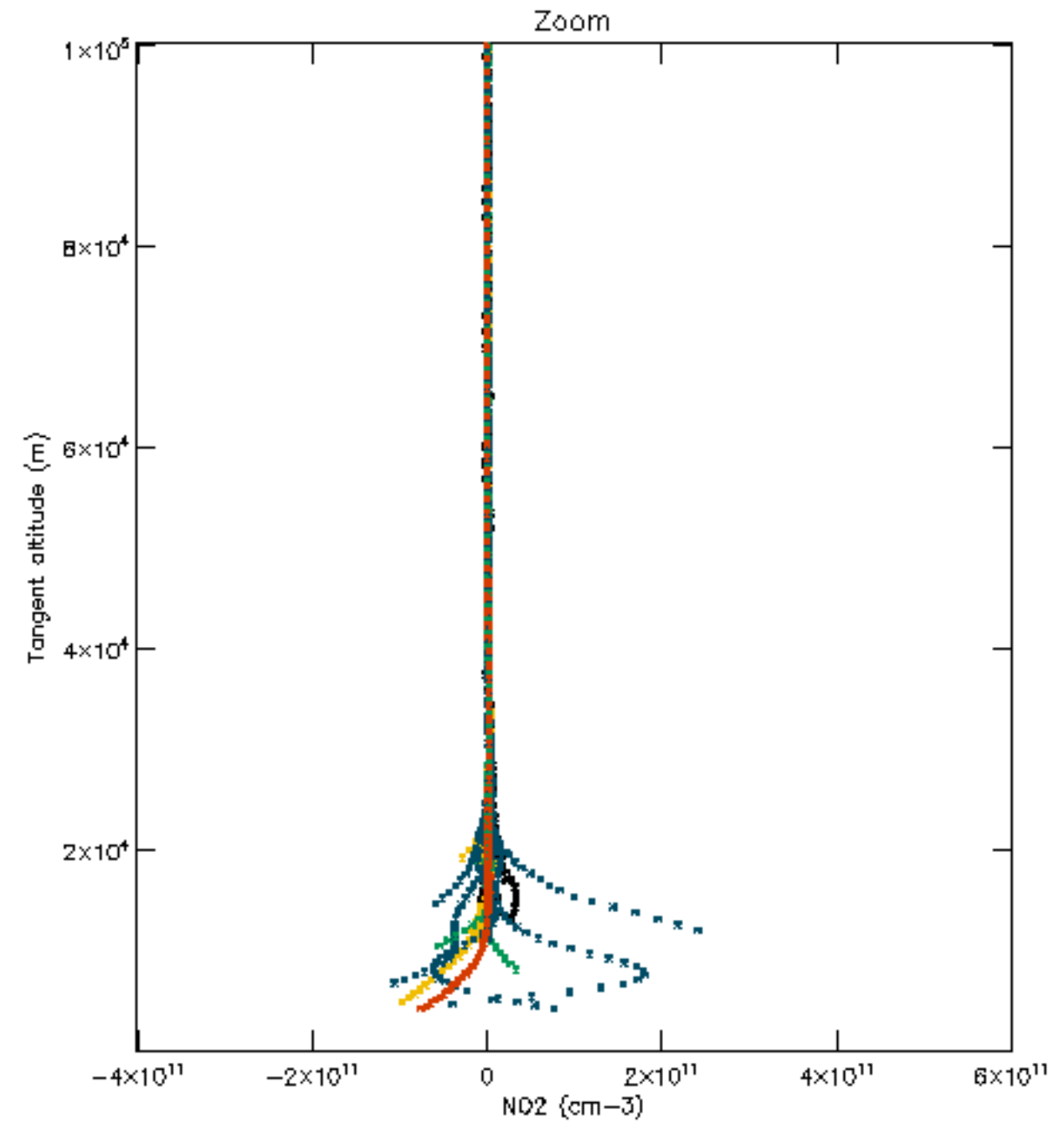
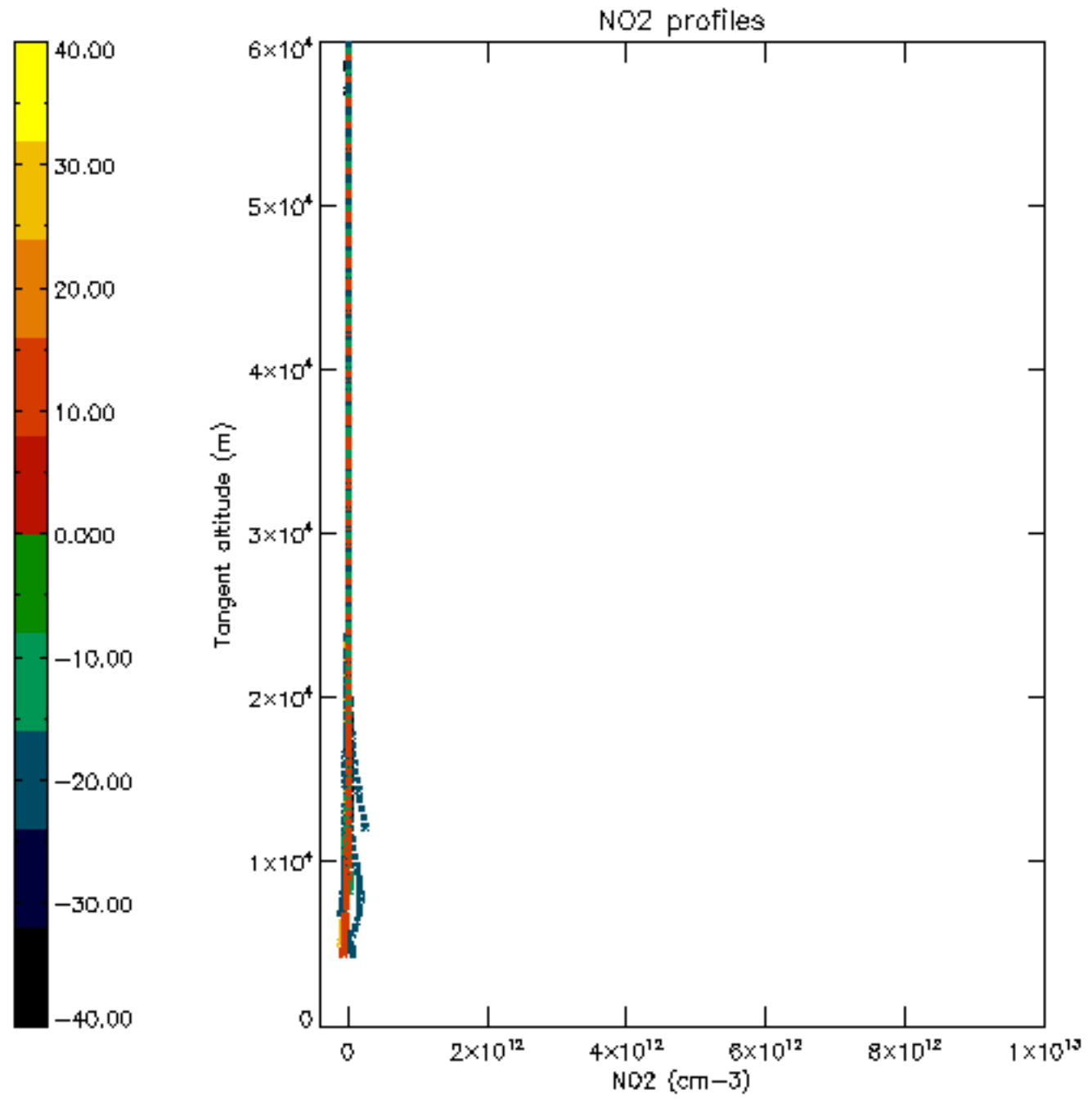


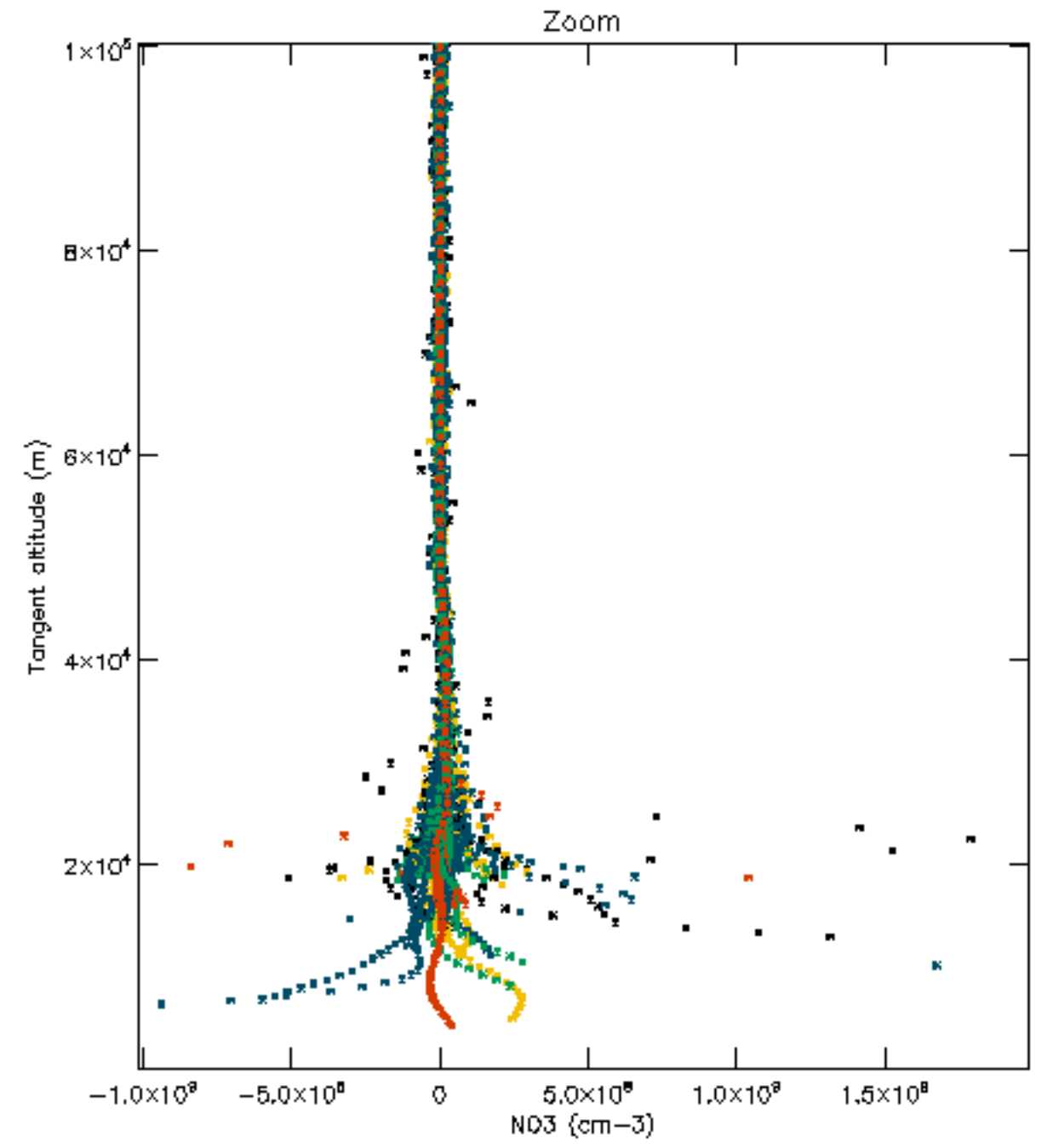
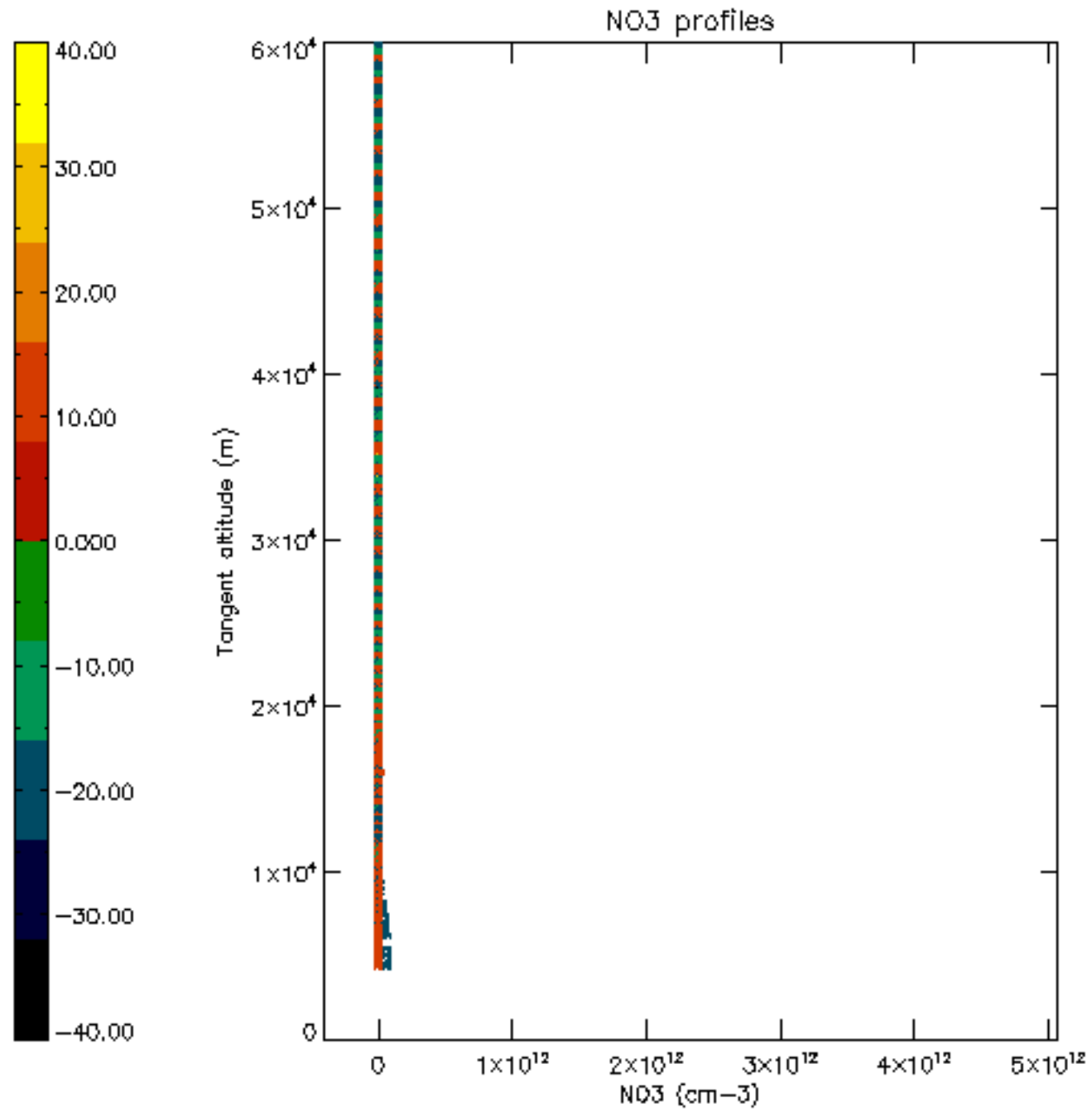


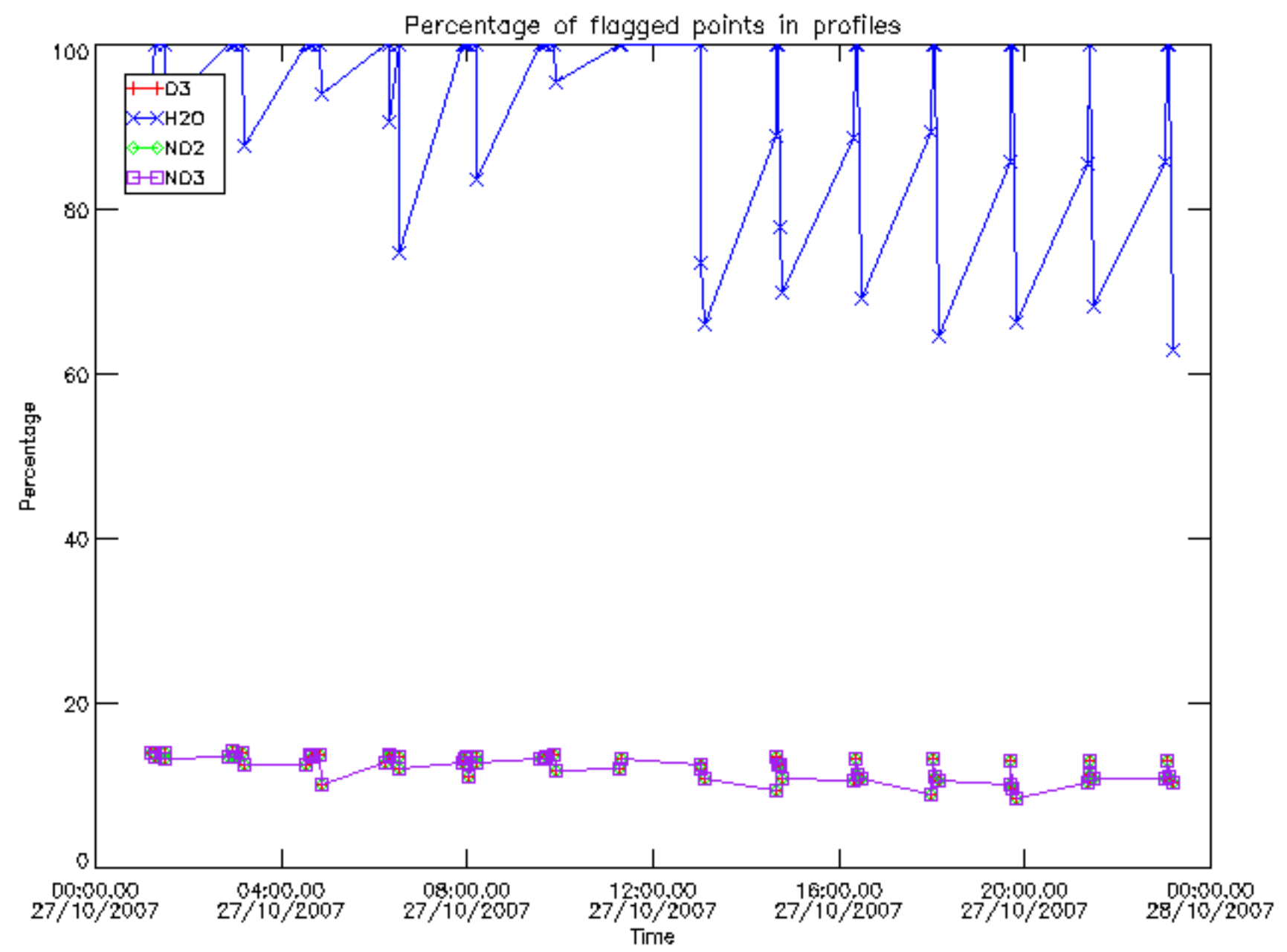




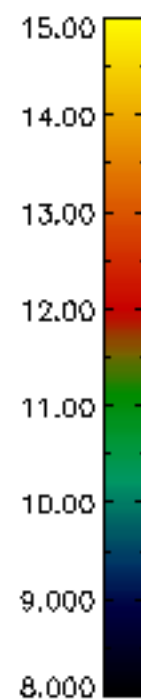
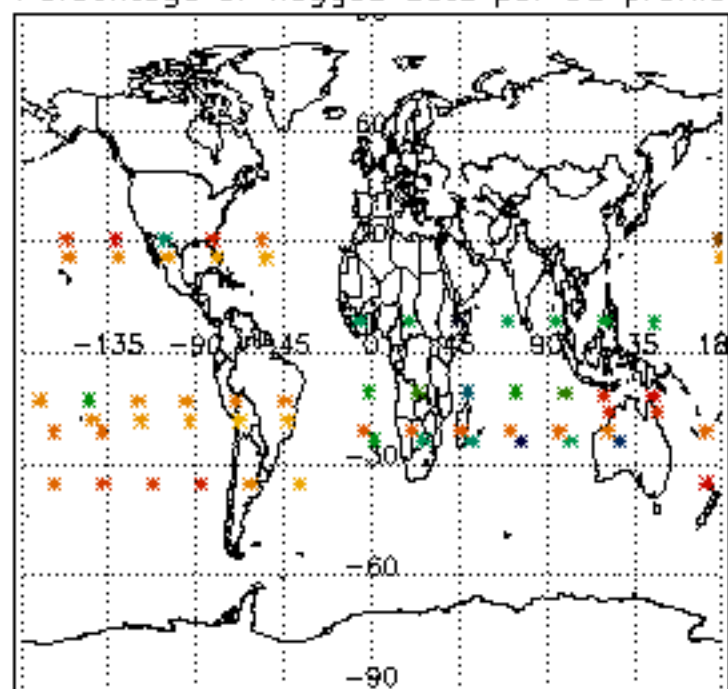




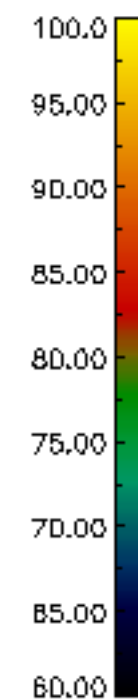
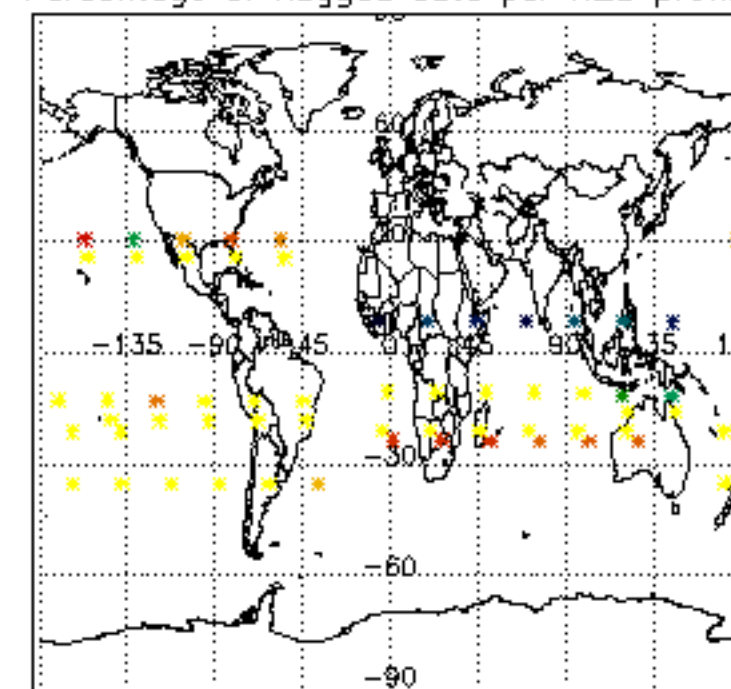




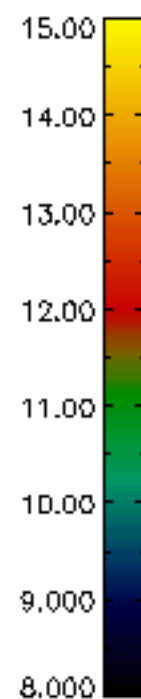
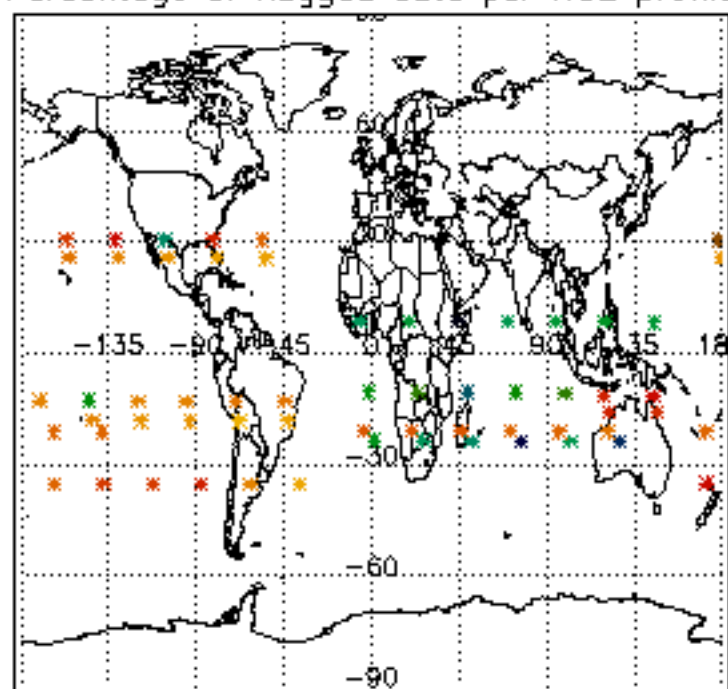
Percentage of flagged data per D3 profile



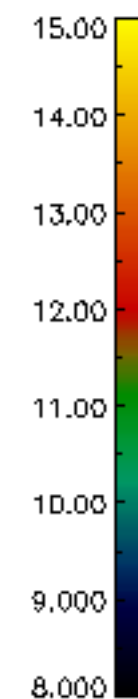
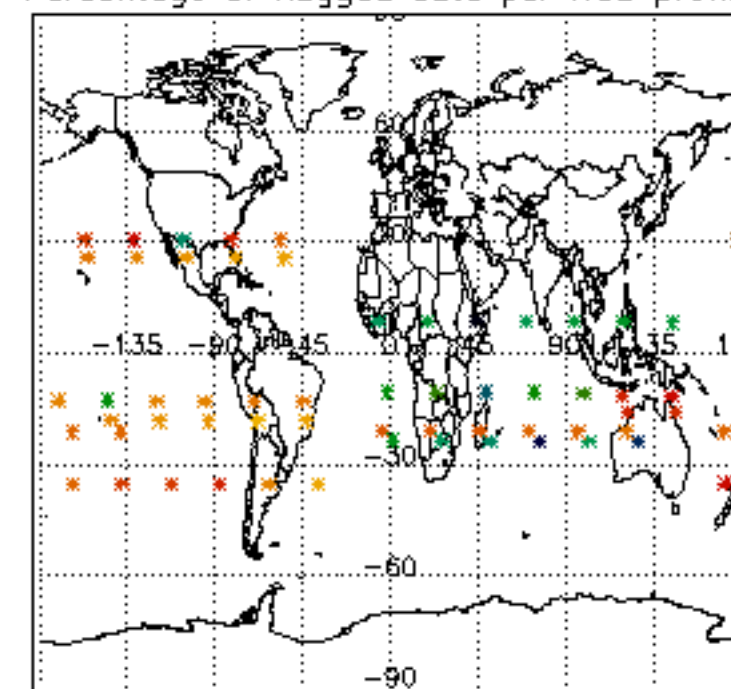
Percentage of flagged data per H2O profile

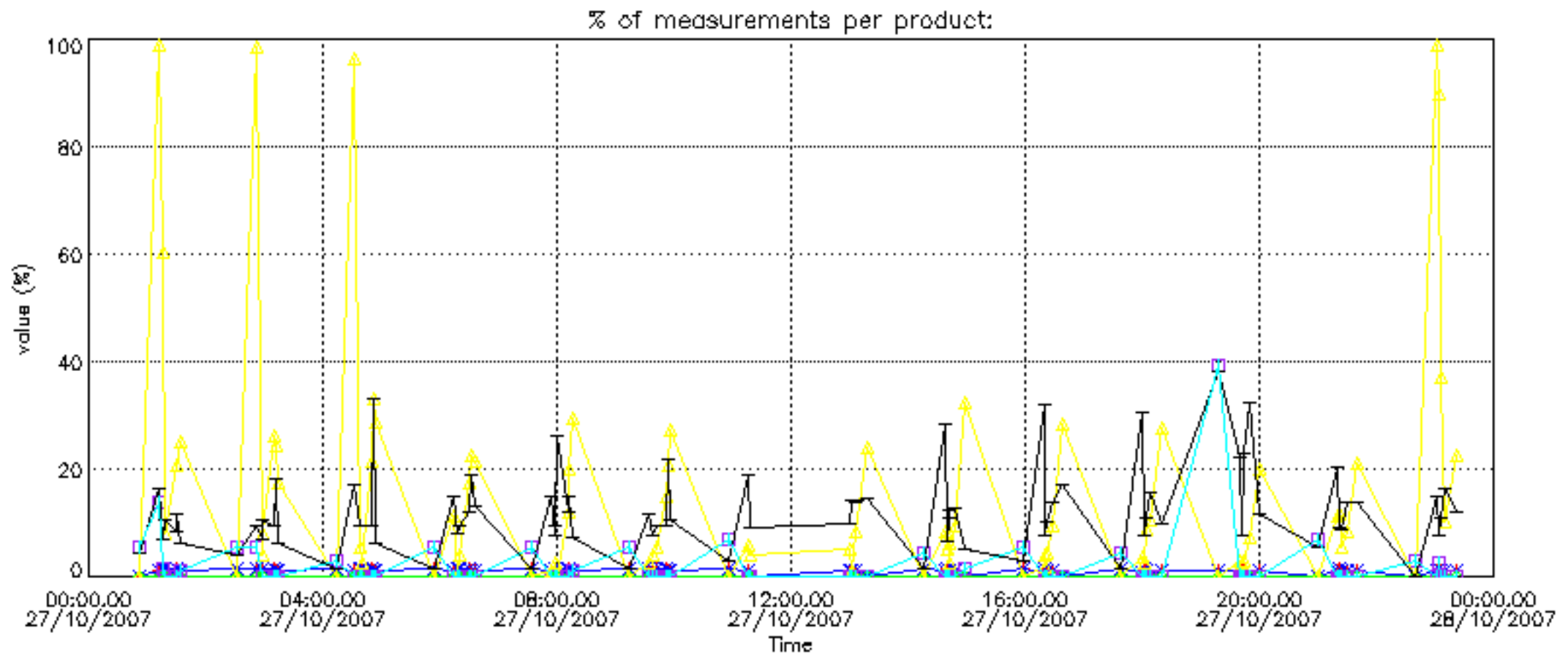


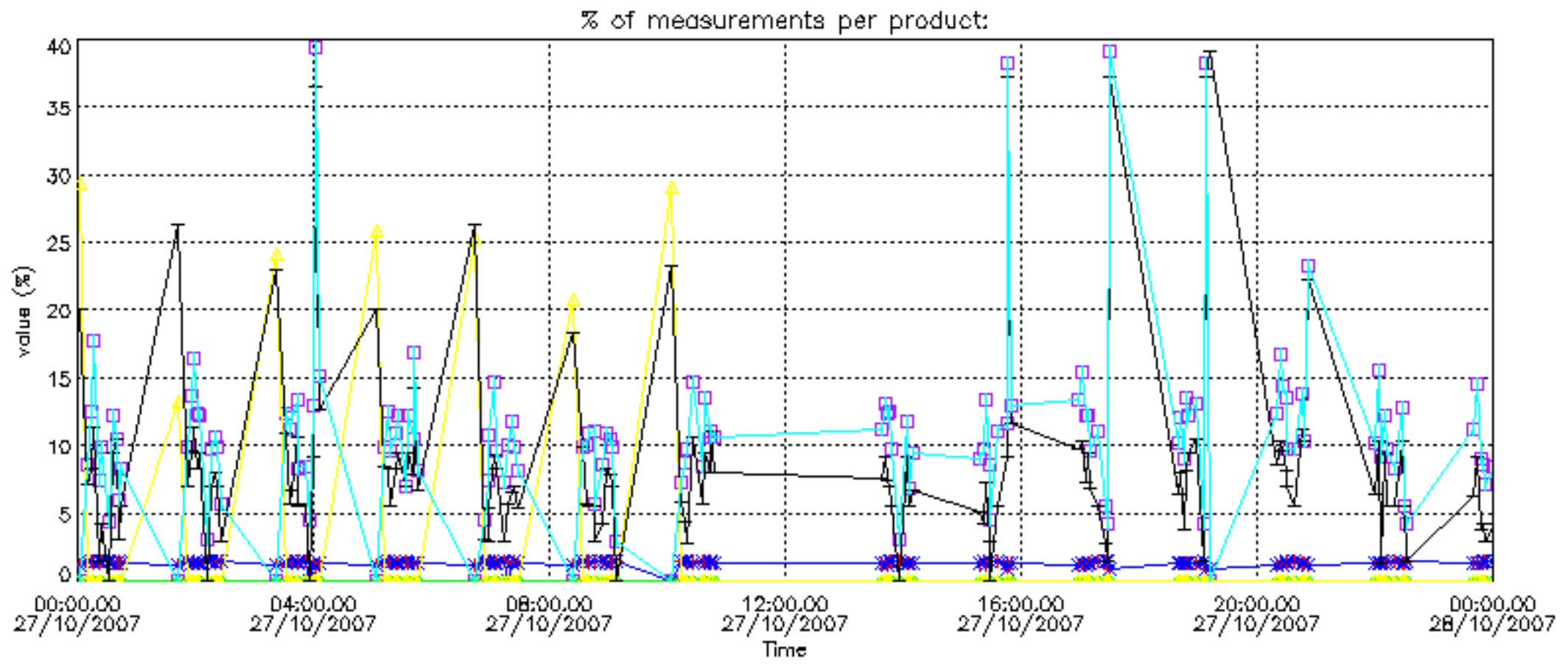
Percentage of flagged data per NO2 profile



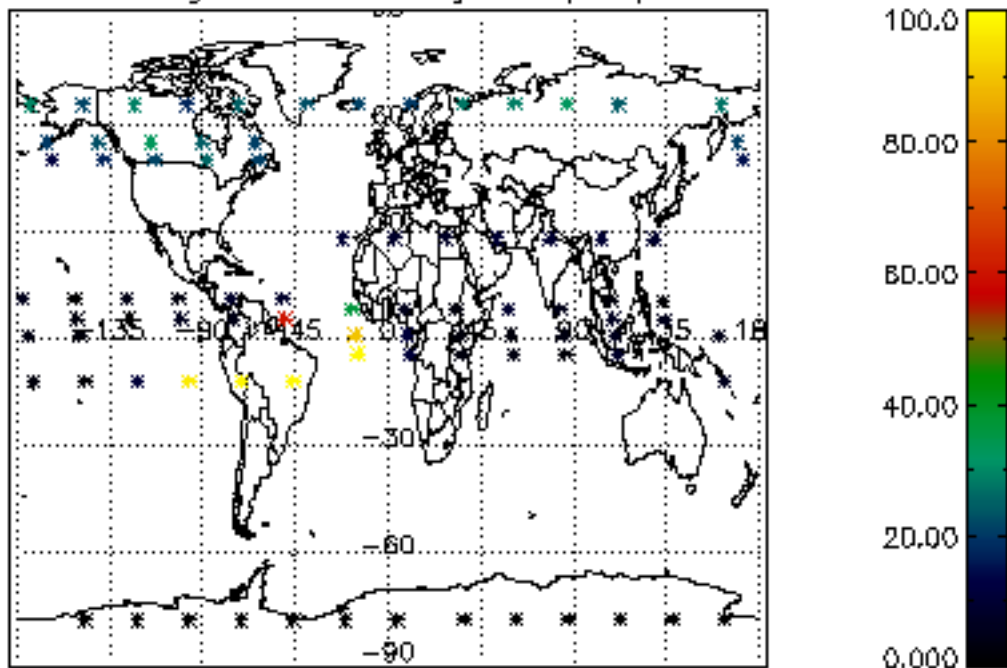
Percentage of flagged data per NO3 profile



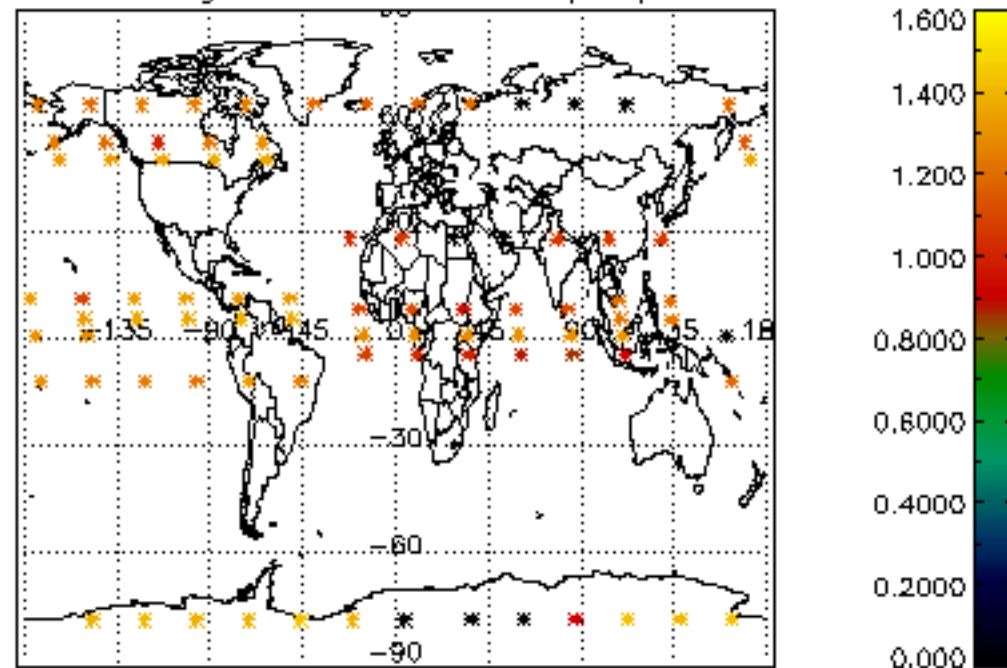




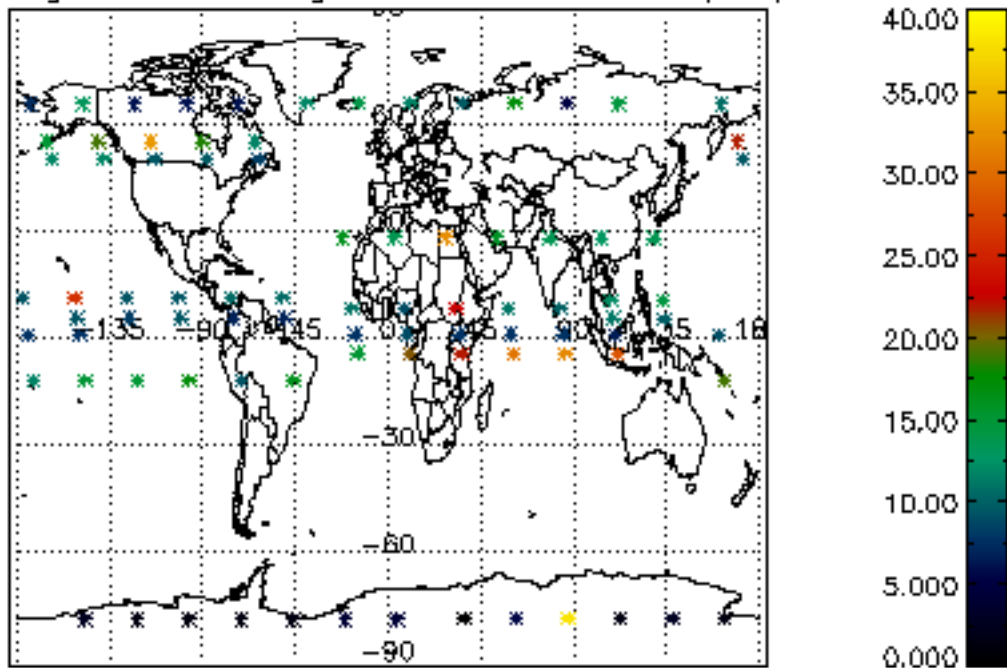
Percentage of cosmic ray hits per profile



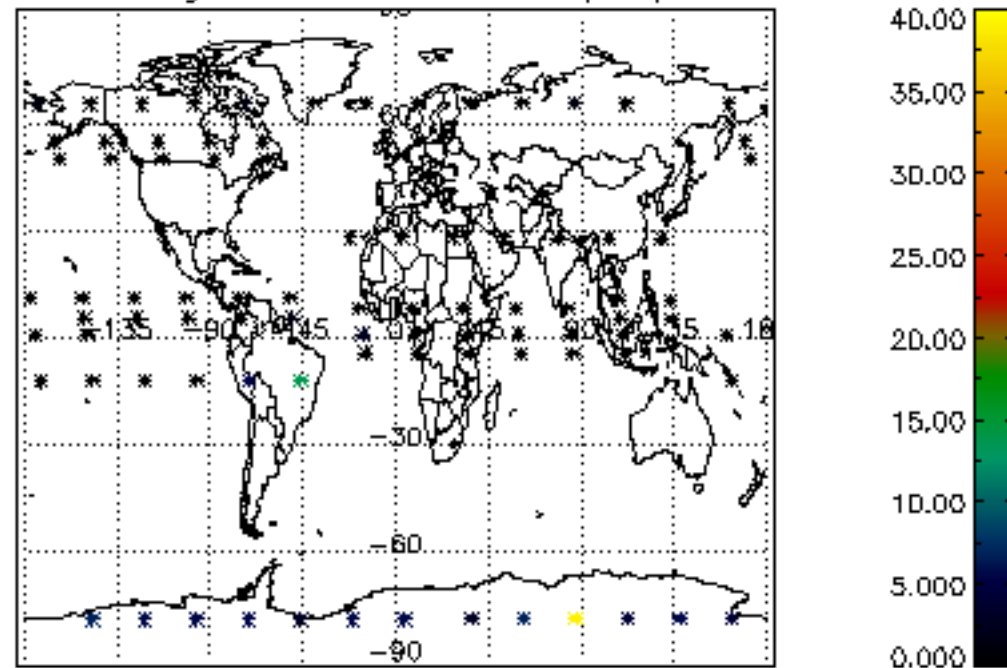
Percentage of datation errors per profile



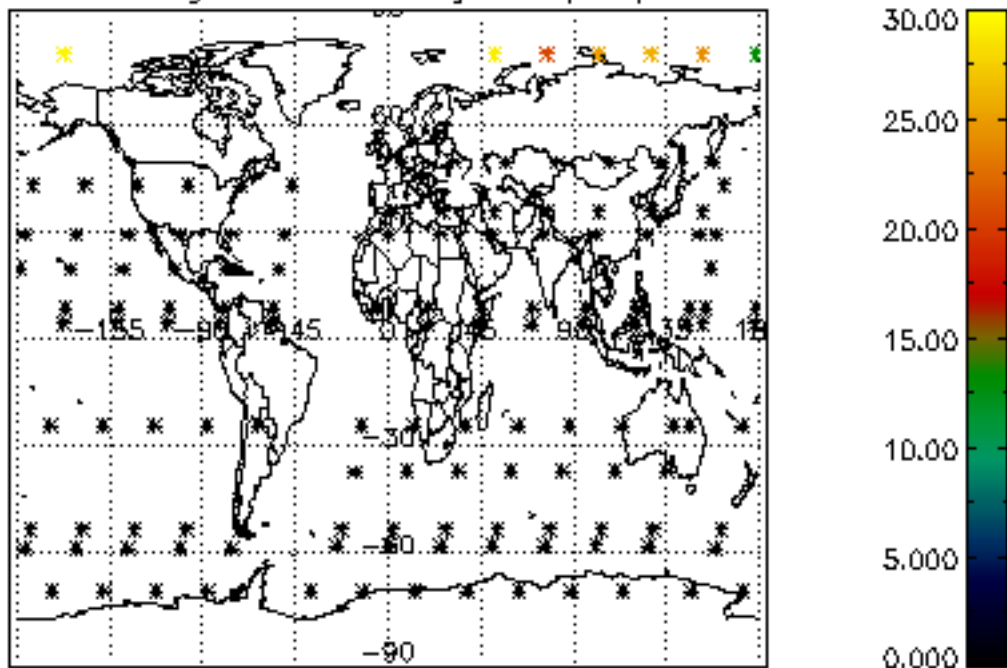
Percentage of star falling outside central band per profile



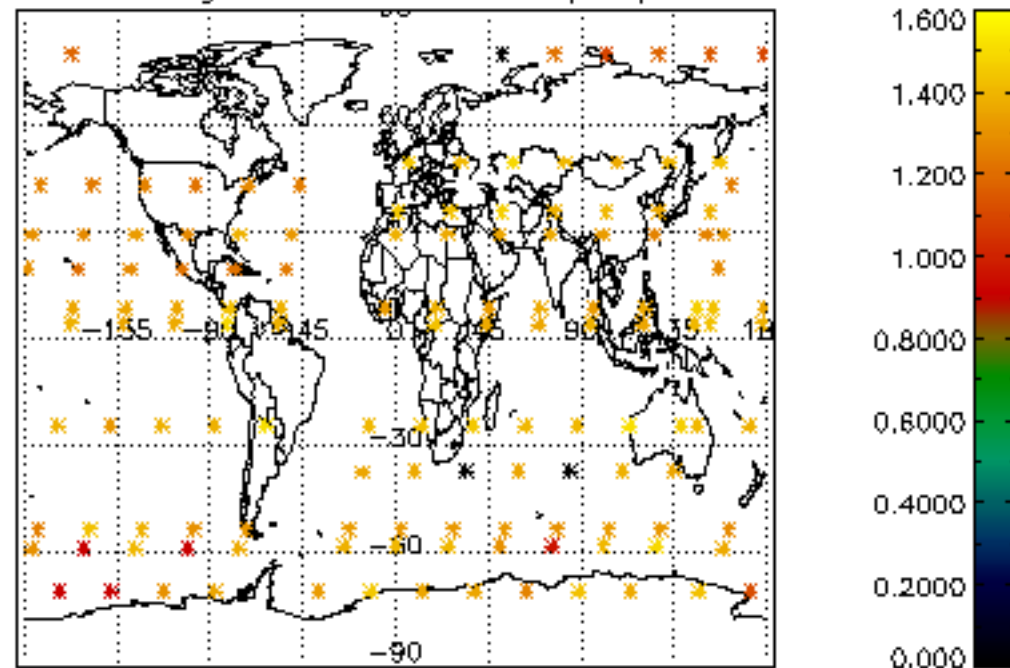
Percentage of saturation errors per profile



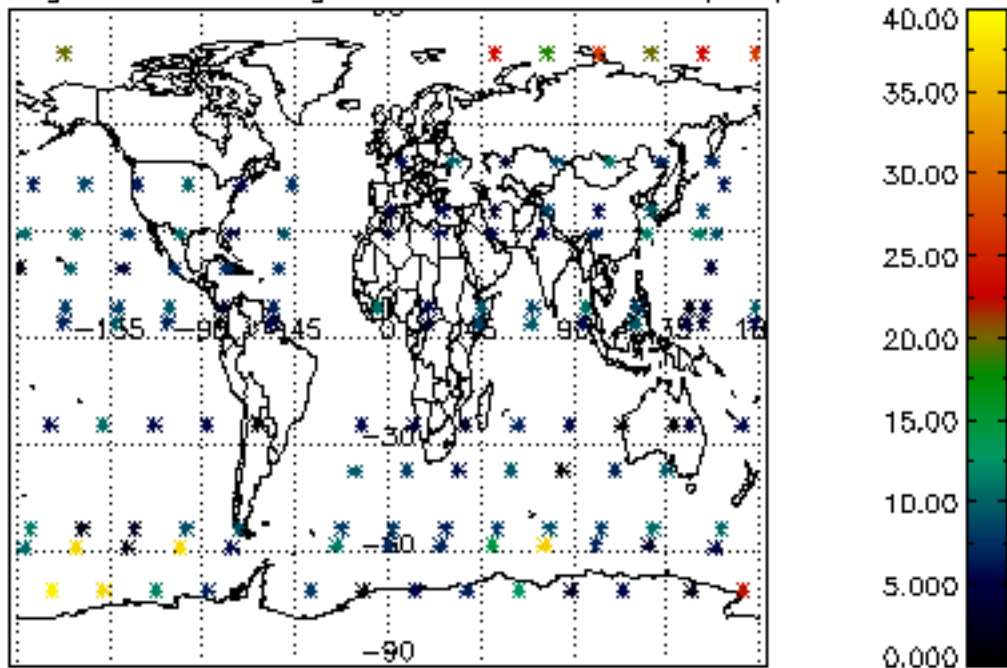
Percentage of cosmic ray hits per profile



Percentage of datation errors per profile



Percentage of star falling outside central band per profile



Percentage of saturation errors per profile

