

GOMOS Level 2 Daily Report

SUMMARY

[1. General Info](#)

[2. Summary of processed GOM_NL_2P products](#)

[3. Level 2 Quality information per product](#)

[3.1 Plot of level 2 quality information per product \(time dependant\)](#)

[3.2 Plot of level 2 quality information per product \(world map\)](#)

[4. Level 1 Quality information per product \(stored on level 2 products\)](#)

[4.1 Plot of level 1 quality information per product \(time dependant\)](#)

[4.1.1 Plot of level 1 quality information per product \(time dependant\): ASCENDING](#)

[4.1.2 Plot of level 1 quality information per product \(time dependant\): DESCENDING](#)

[4.2 Plot of level 1 quality information per product \(world map\)](#)

[4.2.1 Plot of level 1 quality information per product \(world map\): ASCENDING](#)

[4.2.2 Plot of level 1 quality information per product \(world map\): DESCENDING](#)

[5. Ozone profiles based on quality statistics and other trace gas profiles](#)

[5.1 Ozone statistics based on quality of products](#)

[5.2 Plot ozone profiles for all STD \(dark without errors\)](#)

[5.3 Plot ozone profiles where STD < 20% \(dark without errors\)](#)

[5.4. Plot ozone profiles where STD < 10% \(dark without errors\)](#)

[5.5. Plot ozone profiles where STD < 5% \(dark without errors\)](#)

[5.6 Plot NO2 profiles for all STD \(dark without errors\)](#)

[5.7 Plot NO3 profiles for all STD \(dark without errors\)](#)

[5.8 Plot H2O profiles \(only for occultations of stars 1,2,3,4,13,14,16,26,63 dark without errors\) for all STD](#)

[6. Auxiliary Data Files used for the production reported in section 2](#)

This report presents the daily analysis on parameters extracted from GOMOS level 2 data (GOM_NL__2P). It is intended to monitor some important parameters that will impact the quality of these products. A list of level 2 products (and content) that have arrived during the reporting day to the PCF is also given.

| Item | Value |
|---------------------------|---------------------------------|
| Time of report generation | 23APR2013 09:24:49 |
| Data source version | GOMOS/6.01 |
| Start time of products | 26-10-2007 (26OCT2007 00:00:00) |
| Stop time of products | 27-10-2007 (27OCT2007 00:00:00) |
| Store outputs in DB | Yes |
| Nb of level 2 prods | 266 |
| Nb of prods with errors | 0 |

2. Summary of processed GOM_NL__2P products.

| Nr | Filename | UTC Start time | Limb | Duration | Star Id | Star Name | Star Mag | Star Temp | Nb Meas | Orbit | Prod. error |
|----|--|----------------------|------------|----------|---------|-----------|----------|-----------|---------|-------|-------------|
| 1 | GOM_NL__2PRFIN20071026_000425_000000472062_00445_29557_7517.N1 | 26-OCT-2007 00:04:25 | Dark | 46.500 | 65 | Lam Vel | 2.2040 | 4400.0 | 93 | 29557 | No |
| 2 | GOM_NL__2PRFIN20071026_000716_000000402062_00446_29558_7506.N1 | 26-OCT-2007 00:07:16 | Dark | 40.000 | 46 | Del Vel | 1.9540 | 10600. | 80 | 29558 | No |
| 3 | GOM_NL__2PRFIN20071026_000900_000000382062_00446_29558_7507.N1 | 26-OCT-2007 00:09:00 | Dark | 38.000 | 29 | Bet Car | 1.6720 | 10200. | 76 | 29558 | No |
| 4 | GOM_NL__2PRFIN20071026_002001_000000382062_00446_29558_7508.N1 | 26-OCT-2007 00:20:01 | Dark | 38.000 | 143 | Alp Hyi | 2.8570 | 7200.0 | 76 | 29558 | No |
| 5 | GOM_NL__2PRFIN20071026_002125_000000392062_00446_29558_7509.N1 | 26-OCT-2007 00:21:25 | Dark | 38.500 | 9 | Alp Eri | 0.45300 | 24000. | 77 | 29558 | No |
| 6 | GOM_NL__2PRFIN20071026_003249_000000432062_00446_29558_7510.N1 | 26-OCT-2007 00:32:49 | Straylight | 43.000 | 52 | 16Bet Cet | 2.0370 | 4500.0 | 86 | 29558 | No |
| 7 | GOM_NL__2PRFIN20071026_004218_000000362062_00446_29558_7511.N1 | 26-OCT-2007 00:42:18 | Bright | 35.500 | 140 | 88Gam Peg | 2.8340 | 26000. | 71 | 29558 | No |
| 8 | GOM_NL__2PRFIN20071026_004611_000000362062_00446_29558_7512.N1 | 26-OCT-2007 00:46:11 | Bright | 35.500 | 58 | 21Alp And | 2.0730 | 11000. | 71 | 29558 | No |
| 9 | GOM_NL__2PRFIN20071026_004803_000000392062_00446_29558_7513.N1 | 26-OCT-2007 00:48:03 | Bright | 39.000 | 53 | 43Bet And | 2.0480 | 3300.0 | 78 | 29558 | No |
| 10 | GOM_NL__2PRFIN20071026_005350_000000372062_00446_29558_7514.N1 | 26-OCT-2007 00:53:50 | Bright | 37.000 | 68 | 18Alp Cas | 2.2250 | 4500.0 | 74 | 29558 | No |
| 11 | GOM_NL__2PRFIN20071026_005505_000000342062_00446_29558_7515.N1 | 26-OCT-2007 00:55:05 | Bright | 33.500 | 76 | 27Gam Cas | 2.3000 | 30000. | 67 | 29558 | No |
| 12 | GOM_NL__2PRFIN20071026_010305_000000332062_00446_29558_7516.N1 | 26-OCT-2007 01:03:05 | Bright | 33.000 | 49 | 1Alp UMi | 1.9900 | 6300.0 | 66 | 29558 | No |
| 13 | GOM_NL__2PRFIN20071026_010636_000000342062_00446_29558_7517.N1 | 26-OCT-2007 01:06:36 | Bright | 34.000 | 60 | 7Bet UMi | 2.0810 | 3950.0 | 68 | 29558 | No |
| 14 | GOM_NL__2PRFIN20071026_011118_000000372062_00446_29558_7518.N1 | 26-OCT-2007 01:11:18 | Bright | 36.500 | 36 | 50Alp UMa | 1.8000 | 6300.0 | 73 | 29558 | No |
| 15 | GOM_NL__2PRFIN20071026_011254_000000462062_00446_29558_7519.N1 | 26-OCT-2007 01:12:54 | Bright | 46.000 | 82 | 48Bet UMa | 2.3650 | 10600. | 92 | 29558 | No |
| 16 | GOM_NL__2PRFIN20071026_011627_000000372062_00446_29558_7520.N1 | 26-OCT-2007 01:16:27 | Bright | 36.500 | 174 | 52Psi UMa | 3.0040 | 4400.0 | 73 | 29558 | No |
| 17 | GOM_NL__2PRFIN20071026_012331_000000342062_00446_29558_7521.N1 | 26-OCT-2007 01:23:31 | Bright | 33.500 | 96 | 68Del Leo | 2.5600 | 9300.0 | 67 | 29558 | No |
| 18 | GOM_NL__2PRFIN20071026_014310_000000392062_00446_29558_7522.N1 | 26-OCT-2007 01:43:10 | Dark | 39.000 | 113 | Mu Vel | 2.6920 | 5000.0 | 78 | 29558 | No |
| 19 | GOM_NL__2PRFIN20071026_014502_000000482062_00446_29558_7523.N1 | 26-OCT-2007 01:45:02 | Dark | 47.500 | 65 | Lam Vel | 2.2040 | 4400.0 | 95 | 29558 | No |
| 20 | GOM_NL__2PRFIN20071026_014753_000000402062_00447_29559_7533.N1 | 26-OCT-2007 01:47:53 | Dark | 39.500 | 46 | Del Vel | 1.9540 | 10600. | 79 | 29559 | No |
| 21 | GOM_NL__2PRFIN20071026_014936_000000382062_00447_29559_7534.N1 | 26-OCT-2007 01:49:36 | Dark | 38.000 | 29 | Bet Car | 1.6720 | 10200. | 76 | 29559 | No |
| 22 | GOM_NL__2PRFIN20071026_020037_000000372062_00447_29559_7535.N1 | 26-OCT-2007 02:00:37 | Dark | 36.500 | 143 | Alp Hyi | 2.8570 | 7200.0 | 73 | 29559 | No |
| 23 | GOM_NL__2PRFIN20071026_020201_000000382062_00447_29559_7536.N1 | 26-OCT-2007 02:02:01 | Dark | 37.500 | 9 | Alp Eri | 0.45300 | 24000. | 75 | 29559 | No |
| 24 | GOM_NL__2PRFIN20071026_021325_000000452062_00447_29559_7537.N1 | 26-OCT-2007 02:13:25 | Straylight | 44.500 | 52 | 16Bet Cet | 2.0370 | 4500.0 | 89 | 29559 | No |
| 25 | GOM_NL__2PRFIN20071026_022254_000000352062_00447_29559_7538.N1 | 26-OCT-2007 02:22:54 | Bright | 35.000 | 140 | 88Gam Peg | 2.8340 | 26000. | 70 | 29559 | No |
| 26 | GOM_NL__2PRFIN20071026_022647_000000372062_00447_29559_7539.N1 | 26-OCT-2007 02:26:47 | Bright | 36.500 | 58 | 21Alp And | 2.0730 | 11000. | 73 | 29559 | No |
| 27 | GOM_NL__2PRFIN20071026_022839_000000382062_00447_29559_7540.N1 | 26-OCT-2007 02:28:39 | Bright | 37.500 | 53 | 43Bet And | 2.0480 | 3300.0 | 75 | 29559 | No |
| 28 | GOM_NL__2PRFIN20071026_023425_000000362062_00447_29559_7541.N1 | 26-OCT-2007 02:34:25 | Bright | 36.000 | 68 | 18Alp Cas | 2.2250 | 4500.0 | 72 | 29559 | No |
| 29 | GOM_NL__2PRFIN20071026_023541_000000362062_00447_29559_7542.N1 | 26-OCT-2007 02:35:41 | Bright | 36.000 | 76 | 27Gam Cas | 2.3000 | 30000. | 72 | 29559 | No |
| 30 | GOM_NL__2PRFIN20071026_024340_000000362062_00447_29559_7543.N1 | 26-OCT-2007 02:43:40 | Bright | 35.500 | 49 | 1Alp UMi | 1.9900 | 6300.0 | 71 | 29559 | No |
| 31 | GOM_NL__2PRFIN20071026_024712_000000362062_00447_29559_7544.N1 | 26-OCT-2007 02:47:12 | Bright | 35.500 | 60 | 7Bet UMi | 2.0810 | 3950.0 | 71 | 29559 | No |
| 32 | GOM_NL__2PRFIN20071026_025154_000000382062_00447_29559_7545.N1 | 26-OCT-2007 02:51:54 | Bright | 37.500 | 36 | 50Alp UMa | 1.8000 | 6300.0 | 75 | 29559 | No |
| 33 | GOM_NL__2PRFIN20071026_025329_000000372062_00447_29559_7546.N1 | 26-OCT-2007 02:53:29 | Bright | 37.000 | 82 | 48Bet UMa | 2.3650 | 10600. | 74 | 29559 | No |
| 34 | GOM_NL__2PRFIN20071026_025703_000000542062_00447_29559_7547.N1 | 26-OCT-2007 02:57:03 | Bright | 54.000 | 174 | 52Psi UMa | 3.0040 | 4400.0 | 108 | 29559 | No |
| 35 | GOM_NL__2PRFIN20071026_030407_000000352062_00447_29559_7548.N1 | 26-OCT-2007 03:04:07 | Bright | 35.000 | 96 | 68Del Leo | 2.5600 | 9300.0 | 70 | 29559 | No |
| 36 | GOM_NL__2PRFIN20071026_032346_000000382062_00447_29559_7549.N1 | 26-OCT-2007 03:23:46 | Dark | 37.500 | 113 | Mu Vel | 2.6920 | 5000.0 | 75 | 29559 | No |
| 37 | GOM_NL__2PRFIN20071026_032539_000000522062_00447_29559_7550.N1 | 26-OCT-2007 03:25:39 | Dark | 52.000 | 65 | Lam Vel | 2.2040 | 4400.0 | 104 | 29559 | No |
| 38 | GOM_NL__2PRFIN20071026_032839_000000362062_00448_29560_7540.N1 | 26-OCT-2007 03:28:39 | Dark | 36.000 | 159 | Ups Car | 2.9200 | 7200.0 | 72 | 29560 | No |
| 39 | GOM_NL__2PRFIN20071026_033013_000000372062_00448_29560_7541.N1 | 26-OCT-2007 03:30:13 | Dark | 37.000 | 29 | Bet Car | 1.6720 | 10200. | 74 | 29560 | No |
| 40 | GOM_NL__2PRFIN20071026_034113_000000372062_00448_29560_7542.N1 | 26-OCT-2007 03:41:13 | Dark | 36.500 | 143 | Alp Hyi | 2.8570 | 7200.0 | 73 | 29560 | No |
| 41 | GOM_NL__2PRFIN20071026_034238_000000422062_00448_29560_7543.N1 | 26-OCT-2007 03:42:38 | Dark | 42.000 | 9 | Alp Eri | 0.45300 | 24000. | 84 | 29560 | No |
| 42 | GOM_NL__2PRFIN20071026_034540_000000252062_00448_29560_7544.N1 | 26-OCT-2007 03:45:40 | Straylight | 25.000 | 157 | The1Eri | 2.9060 | 9300.0 | 50 | 29560 | No |

| | | | | | | | | | | | |
|-----|--|----------------------|------------|--------|-----|-----------|---------|--------|-----|-------|----|
| 43 | GOM_NL__2PRFIN20071026_035401_000000442062_00448_29560_7545.N1 | 26-OCT-2007 03:54:01 | Straylight | 43.500 | 52 | 16Bet Cet | 2.0370 | 4500.0 | 87 | 29560 | No |
| 44 | GOM_NL__2PRFIN20071026_040330_000000362062_00448_29560_7546.N1 | 26-OCT-2007 04:03:30 | Bright | 36.000 | 140 | 88Gam Peg | 2.8340 | 26000. | 72 | 29560 | No |
| 45 | GOM_NL__2PRFIN20071026_040723_000000362062_00448_29560_7547.N1 | 26-OCT-2007 04:07:23 | Bright | 35.500 | 58 | 21Alp And | 2.0730 | 11000. | 71 | 29560 | No |
| 46 | GOM_NL__2PRFIN20071026_040914_000000362062_00448_29560_7548.N1 | 26-OCT-2007 04:09:14 | Bright | 36.000 | 53 | 43Bet And | 2.0480 | 3300.0 | 72 | 29560 | No |
| 47 | GOM_NL__2PRFIN20071026_041502_000000372062_00448_29560_7549.N1 | 26-OCT-2007 04:15:02 | Bright | 37.000 | 68 | 18Alp Cas | 2.2250 | 4500.0 | 74 | 29560 | No |
| 48 | GOM_NL__2PRFIN20071026_041617_000000362062_00448_29560_7550.N1 | 26-OCT-2007 04:16:17 | Bright | 35.500 | 76 | 27Gam Cas | 2.3000 | 30000. | 71 | 29560 | No |
| 49 | GOM_NL__2PRFIN20071026_042417_000000332062_00448_29560_7551.N1 | 26-OCT-2007 04:24:17 | Bright | 33.000 | 49 | 1Alp UMi | 1.9900 | 6300.0 | 66 | 29560 | No |
| 50 | GOM_NL__2PRFIN20071026_042749_000000362062_00448_29560_7552.N1 | 26-OCT-2007 04:27:49 | Bright | 35.500 | 60 | 7Bet UMi | 2.0810 | 3950.0 | 71 | 29560 | No |
| 51 | GOM_NL__2PRFIN20071026_043230_000000382062_00448_29560_7553.N1 | 26-OCT-2007 04:32:30 | Bright | 37.500 | 36 | 50Alp UMa | 1.8000 | 6300.0 | 75 | 29560 | No |
| 52 | GOM_NL__2PRFIN20071026_043405_000000502062_00448_29560_7554.N1 | 26-OCT-2007 04:34:05 | Bright | 49.500 | 82 | 48Bet UMa | 2.3650 | 10600. | 99 | 29560 | No |
| 53 | GOM_NL__2PRFIN20071026_043739_000000382062_00448_29560_7555.N1 | 26-OCT-2007 04:37:39 | Bright | 37.500 | 174 | 52Psi UMa | 3.0040 | 4400.0 | 75 | 29560 | No |
| 54 | GOM_NL__2PRFIN20071026_044444_000000362062_00448_29560_7556.N1 | 26-OCT-2007 04:44:44 | Bright | 35.500 | 96 | 68Del Leo | 2.5600 | 9300.0 | 71 | 29560 | No |
| 55 | GOM_NL__2PRFIN20071026_050423_000000392062_00448_29560_7557.N1 | 26-OCT-2007 05:04:23 | Dark | 38.500 | 113 | Mu Vel | 2.6920 | 5000.0 | 77 | 29560 | No |
| 56 | GOM_NL__2PRFIN20071026_050615_000000432062_00448_29560_7558.N1 | 26-OCT-2007 05:06:15 | Dark | 43.000 | 65 | Lam Vel | 2.2040 | 4400.0 | 86 | 29560 | No |
| 57 | GOM_NL__2PRFIN20071026_050915_000000372062_00449_29561_7561.N1 | 26-OCT-2007 05:09:15 | Dark | 37.000 | 159 | Ups Car | 2.9200 | 7200.0 | 74 | 29561 | No |
| 58 | GOM_NL__2PRFIN20071026_051049_000000472062_00449_29561_7562.N1 | 26-OCT-2007 05:10:49 | Dark | 47.000 | 29 | Bet Car | 1.6720 | 10200. | 94 | 29561 | No |
| 59 | GOM_NL__2PRFIN20071026_052149_000000362062_00449_29561_7563.N1 | 26-OCT-2007 05:21:49 | Dark | 35.500 | 143 | Alp Hyi | 2.8570 | 7200.0 | 71 | 29561 | No |
| 60 | GOM_NL__2PRFIN20071026_052314_000000522062_00449_29561_7564.N1 | 26-OCT-2007 05:23:14 | Dark | 51.500 | 9 | Alp Eri | 0.45300 | 24000. | 103 | 29561 | No |
| 61 | GOM_NL__2PRFIN20071026_052617_000000252062_00449_29561_7565.N1 | 26-OCT-2007 05:26:17 | Straylight | 25.000 | 157 | The1Eri | 2.9060 | 9300.0 | 50 | 29561 | No |
| 62 | GOM_NL__2PRFIN20071026_053437_000000452062_00449_29561_7566.N1 | 26-OCT-2007 05:34:37 | Straylight | 44.500 | 52 | 16Bet Cet | 2.0370 | 4500.0 | 89 | 29561 | No |
| 63 | GOM_NL__2PRFIN20071026_054406_000000362062_00449_29561_7567.N1 | 26-OCT-2007 05:44:06 | Bright | 36.000 | 140 | 88Gam Peg | 2.8340 | 26000. | 72 | 29561 | No |
| 64 | GOM_NL__2PRFIN20071026_054759_000000352062_00449_29561_7568.N1 | 26-OCT-2007 05:47:59 | Bright | 34.500 | 58 | 21Alp And | 2.0730 | 11000. | 69 | 29561 | No |
| 65 | GOM_NL__2PRFIN20071026_054950_000000402062_00449_29561_7569.N1 | 26-OCT-2007 05:49:50 | Bright | 39.500 | 53 | 43Bet And | 2.0480 | 3300.0 | 79 | 29561 | No |
| 66 | GOM_NL__2PRFIN20071026_055537_000000382062_00449_29561_7570.N1 | 26-OCT-2007 05:55:37 | Bright | 37.500 | 68 | 18Alp Cas | 2.2250 | 4500.0 | 75 | 29561 | No |
| 67 | GOM_NL__2PRFIN20071026_055653_000000362062_00449_29561_7571.N1 | 26-OCT-2007 05:56:53 | Bright | 35.500 | 76 | 27Gam Cas | 2.3000 | 30000. | 71 | 29561 | No |
| 68 | GOM_NL__2PRFIN20071026_060453_000000382062_00449_29561_7572.N1 | 26-OCT-2007 06:04:53 | Bright | 37.500 | 49 | 1Alp UMi | 1.9900 | 6300.0 | 75 | 29561 | No |
| 69 | GOM_NL__2PRFIN20071026_060825_000000372062_00449_29561_7573.N1 | 26-OCT-2007 06:08:25 | Bright | 37.000 | 60 | 7Bet UMi | 2.0810 | 3950.0 | 74 | 29561 | No |
| 70 | GOM_NL__2PRFIN20071026_061306_000000392062_00449_29561_7574.N1 | 26-OCT-2007 06:13:06 | Bright | 38.500 | 36 | 50Alp UMa | 1.8000 | 6300.0 | 77 | 29561 | No |
| 71 | GOM_NL__2PRFIN20071026_061441_000000542062_00449_29561_7575.N1 | 26-OCT-2007 06:14:41 | Bright | 54.000 | 82 | 48Bet UMa | 2.3650 | 10600. | 108 | 29561 | No |
| 72 | GOM_NL__2PRFIN20071026_061815_000000362062_00449_29561_7576.N1 | 26-OCT-2007 06:18:15 | Bright | 35.500 | 174 | 52Psi UMa | 3.0040 | 4400.0 | 71 | 29561 | No |
| 73 | GOM_NL__2PRFIN20071026_062520_000000362062_00449_29561_7577.N1 | 26-OCT-2007 06:25:20 | Bright | 35.500 | 96 | 68Del Leo | 2.5600 | 9300.0 | 71 | 29561 | No |
| 74 | GOM_NL__2PRFIN20071026_064459_000000402062_00449_29561_7578.N1 | 26-OCT-2007 06:44:59 | Dark | 39.500 | 113 | Mu Vel | 2.6920 | 5000.0 | 79 | 29561 | No |
| 75 | GOM_NL__2PRFIN20071026_064652_000000462062_00449_29561_7579.N1 | 26-OCT-2007 06:46:52 | Dark | 46.000 | 65 | Lam Vel | 2.2040 | 4400.0 | 92 | 29561 | No |
| 76 | GOM_NL__2PRFIN20071026_064951_000000382062_00450_29562_7580.N1 | 26-OCT-2007 06:49:51 | Dark | 37.500 | 159 | Ups Car | 2.9200 | 7200.0 | 75 | 29562 | No |
| 77 | GOM_NL__2PRFIN20071026_065125_000000372062_00450_29562_7581.N1 | 26-OCT-2007 06:51:25 | Dark | 37.000 | 29 | Bet Car | 1.6720 | 10200. | 74 | 29562 | No |
| 78 | GOM_NL__2PRFIN20071026_070226_000000392062_00450_29562_7582.N1 | 26-OCT-2007 07:02:26 | Dark | 38.500 | 143 | Alp Hyi | 2.8570 | 7200.0 | 77 | 29562 | No |
| 79 | GOM_NL__2PRFIN20071026_070350_000000452062_00450_29562_7583.N1 | 26-OCT-2007 07:03:50 | Dark | 44.500 | 9 | Alp Eri | 0.45300 | 24000. | 89 | 29562 | No |
| 80 | GOM_NL__2PRFIN20071026_070653_000000302062_00450_29562_7584.N1 | 26-OCT-2007 07:06:53 | Straylight | 30.000 | 157 | The1Eri | 2.9060 | 9300.0 | 60 | 29562 | No |
| 81 | GOM_NL__2PRFIN20071026_071513_000000422062_00450_29562_7585.N1 | 26-OCT-2007 07:15:13 | Straylight | 42.000 | 52 | 16Bet Cet | 2.0370 | 4500.0 | 84 | 29562 | No |
| 82 | GOM_NL__2PRFIN20071026_072442_000000352062_00450_29562_7586.N1 | 26-OCT-2007 07:24:42 | Bright | 34.500 | 140 | 88Gam Peg | 2.8340 | 26000. | 69 | 29562 | No |
| 83 | GOM_NL__2PRFIN20071026_072835_000000352062_00450_29562_7587.N1 | 26-OCT-2007 07:28:35 | Bright | 34.500 | 58 | 21Alp And | 2.0730 | 11000. | 69 | 29562 | No |
| 84 | GOM_NL__2PRFIN20071026_073026_000000372062_00450_29562_7588.N1 | 26-OCT-2007 07:30:26 | Bright | 36.500 | 53 | 43Bet And | 2.0480 | 3300.0 | 73 | 29562 | No |
| 85 | GOM_NL__2PRFIN20071026_073613_000000372062_00450_29562_7589.N1 | 26-OCT-2007 07:36:13 | Bright | 37.000 | 68 | 18Alp Cas | 2.2250 | 4500.0 | 74 | 29562 | No |
| 86 | GOM_NL__2PRFIN20071026_073729_000000362062_00450_29562_7590.N1 | 26-OCT-2007 07:37:29 | Bright | 35.500 | 76 | 27Gam Cas | 2.3000 | 30000. | 71 | 29562 | No |
| 87 | GOM_NL__2PRFIN20071026_074529_000000332062_00450_29562_7591.N1 | 26-OCT-2007 07:45:29 | Bright | 32.500 | 49 | 1Alp UMi | 1.9900 | 6300.0 | 65 | 29562 | No |
| 88 | GOM_NL__2PRFIN20071026_074901_000000342062_00450_29562_7592.N1 | 26-OCT-2007 07:49:01 | Bright | 34.000 | 60 | 7Bet UMi | 2.0810 | 3950.0 | 68 | 29562 | No |
| 89 | GOM_NL__2PRFIN20071026_075342_000000392062_00450_29562_7593.N1 | 26-OCT-2007 07:53:42 | Bright | 38.500 | 36 | 50Alp UMa | 1.8000 | 6300.0 | 77 | 29562 | No |
| 90 | GOM_NL__2PRFIN20071026_075518_000000372062_00450_29562_7594.N1 | 26-OCT-2007 07:55:18 | Bright | 37.000 | 82 | 48Bet UMa | 2.3650 | 10600. | 74 | 29562 | No |
| 91 | GOM_NL__2PRFIN20071026_075851_000000362062_00450_29562_7595.N1 | 26-OCT-2007 07:58:51 | Bright | 36.000 | 174 | 52Psi UMa | 3.0040 | 4400.0 | 72 | 29562 | No |
| 92 | GOM_NL__2PRFIN20071026_080556_000000352062_00450_29562_7596.N1 | 26-OCT-2007 08:05:56 | Bright | 35.000 | 96 | 68Del Leo | 2.5600 | 9300.0 | 70 | 29562 | No |
| 93 | GOM_NL__2PRFIN20071026_082535_000000392062_00450_29562_7597.N1 | 26-OCT-2007 08:25:35 | Dark | 39.000 | 113 | Mu Vel | 2.6920 | 5000.0 | 78 | 29562 | No |
| 94 | GOM_NL__2PRFIN20071026_082729_000000402062_00450_29562_7598.N1 | 26-OCT-2007 08:27:29 | Dark | 40.000 | 65 | Lam Vel | 2.2040 | 4400.0 | 80 | 29562 | No |
| 95 | GOM_NL__2PRFIN20071026_083028_000000372062_00451_29563_7586.N1 | 26-OCT-2007 08:30:28 | Dark | 37.000 | 159 | Ups Car | 2.9200 | 7200.0 | 74 | 29563 | No |
| 96 | GOM_NL__2PRFIN20071026_083201_000000402062_00451_29563_7587.N1 | 26-OCT-2007 08:32:01 | Dark | 39.500 | 29 | Bet Car | 1.6720 | 10200. | 79 | 29563 | No |
| 97 | GOM_NL__2PRFIN20071026_084302_000000372062_00451_29563_7588.N1 | 26-OCT-2007 08:43:02 | Dark | 36.500 | 143 | Alp Hyi | 2.8570 | 7200.0 | 73 | 29563 | No |
| 98 | GOM_NL__2PRFIN20071026_084426_000000392062_00451_29563_7589.N1 | 26-OCT-2007 08:44:26 | Dark | 38.500 | 9 | Alp Eri | 0.45300 | 24000. | 77 | 29563 | No |
| 99 | GOM_NL__2PRFIN20071026_084729_000000302062_00451_29563_7590.N1 | 26-OCT-2007 08:47:29 | Straylight | 30.000 | 157 | The1Eri | 2.9060 | 9300.0 | 60 | 29563 | No |
| 100 | GOM_NL__2PRFIN20071026_085549_000000412062_00451_29563_7591.N1 | 26-OCT-2007 08:55:49 | Straylight | 40.500 | 52 | 16Bet Cet | 2.0370 | 4500.0 | 81 | 29563 | No |
| 101 | GOM_NL__2PRFIN20071026_090518_000000362062_00451_29563_7592.N1 | 26-OCT-2007 09:05:18 | Bright | 35.500 | 140 | 88Gam Peg | 2.8340 | 26000. | 71 | 29563 | No |

| | | | | | | | | | | | |
|-----|--|----------------------|------------|--------|-----|-----------|---------|--------|-----|-------|----|
| 102 | GOM_NL__2PRFIN20071026_090911_000000352062_00451_29563_7593.N1 | 26-OCT-2007 09:09:11 | Bright | 35.000 | 58 | 21Alp And | 2.0730 | 11000. | 70 | 29563 | No |
| 103 | GOM_NL__2PRFIN20071026_091102_000000372062_00451_29563_7594.N1 | 26-OCT-2007 09:11:02 | Bright | 37.000 | 53 | 43Bet And | 2.0480 | 3300.0 | 74 | 29563 | No |
| 104 | GOM_NL__2PRFIN20071026_091649_000000362062_00451_29563_7595.N1 | 26-OCT-2007 09:16:49 | Bright | 35.500 | 68 | 18Alp Cas | 2.2250 | 4500.0 | 71 | 29563 | No |
| 105 | GOM_NL__2PRFIN20071026_091805_000000362062_00451_29563_7596.N1 | 26-OCT-2007 09:18:05 | Bright | 35.500 | 76 | 27Gam Cas | 2.3000 | 30000. | 71 | 29563 | No |
| 106 | GOM_NL__2PRFIN20071026_092604_000000332062_00451_29563_7597.N1 | 26-OCT-2007 09:26:04 | Bright | 33.000 | 49 | 1Alp UMi | 1.9900 | 6300.0 | 66 | 29563 | No |
| 107 | GOM_NL__2PRFIN20071026_092937_000000362062_00451_29563_7598.N1 | 26-OCT-2007 09:29:37 | Bright | 35.500 | 60 | 7Bet UMi | 2.0810 | 3950.0 | 71 | 29563 | No |
| 108 | GOM_NL__2PRFIN20071026_093418_000000392062_00451_29563_7599.N1 | 26-OCT-2007 09:34:18 | Bright | 38.500 | 36 | 50Alp UMa | 1.8000 | 6300.0 | 77 | 29563 | No |
| 109 | GOM_NL__2PRFIN20071026_093553_000000382062_00451_29563_7600.N1 | 26-OCT-2007 09:35:53 | Bright | 37.500 | 82 | 48Bet UMa | 2.3650 | 10600. | 75 | 29563 | No |
| 110 | GOM_NL__2PRFIN20071026_093927_000000352062_00451_29563_7601.N1 | 26-OCT-2007 09:39:27 | Bright | 35.000 | 174 | 52Psi UMa | 3.0040 | 4400.0 | 70 | 29563 | No |
| 111 | GOM_NL__2PRFIN20071026_094632_000000362062_00451_29563_7602.N1 | 26-OCT-2007 09:46:32 | Bright | 36.000 | 96 | 68Del Leo | 2.5600 | 9300.0 | 72 | 29563 | No |
| 112 | GOM_NL__2PRFIN20071026_100612_000000402062_00451_29563_7603.N1 | 26-OCT-2007 10:06:12 | Dark | 40.000 | 113 | Mu Vel | 2.6920 | 5000.0 | 80 | 29563 | No |
| 113 | GOM_NL__2PRFIN20071026_100806_000000402062_00451_29563_7604.N1 | 26-OCT-2007 10:08:06 | Dark | 40.000 | 65 | Lam Vel | 2.2040 | 4400.0 | 80 | 29563 | No |
| 114 | GOM_NL__2PRFIN20071026_101056_000000402062_00452_29564_7647.N1 | 26-OCT-2007 10:10:56 | Dark | 40.000 | 46 | Del Vel | 1.9540 | 10600. | 80 | 29564 | No |
| 115 | GOM_NL__2PRFIN20071026_101238_000000382062_00452_29564_7648.N1 | 26-OCT-2007 10:12:38 | Dark | 37.500 | 29 | Bet Car | 1.6720 | 10200. | 75 | 29564 | No |
| 116 | GOM_NL__2PRFIN20071026_102338_000000372062_00452_29564_7649.N1 | 26-OCT-2007 10:23:38 | Dark | 37.000 | 143 | Alp Hyi | 2.8570 | 7200.0 | 74 | 29564 | No |
| 117 | GOM_NL__2PRFIN20071026_102502_000000432062_00452_29564_7650.N1 | 26-OCT-2007 10:25:02 | Dark | 43.000 | 9 | Alp Eri | 0.45300 | 24000. | 86 | 29564 | No |
| 118 | GOM_NL__2PRFIN20071026_102806_000000362062_00452_29564_7651.N1 | 26-OCT-2007 10:28:06 | Straylight | 36.000 | 157 | The1Eri | 2.9060 | 9300.0 | 72 | 29564 | No |
| 119 | GOM_NL__2PRFIN20071026_103625_000000432062_00452_29564_7652.N1 | 26-OCT-2007 10:36:25 | Straylight | 43.000 | 52 | 16Bet Cet | 2.0370 | 4500.0 | 86 | 29564 | No |
| 120 | GOM_NL__2PRFIN20071026_104554_000000362062_00452_29564_7653.N1 | 26-OCT-2007 10:45:54 | Bright | 35.500 | 140 | 88Gam Peg | 2.8340 | 26000. | 71 | 29564 | No |
| 121 | GOM_NL__2PRFIN20071026_104947_000000342062_00452_29564_7654.N1 | 26-OCT-2007 10:49:47 | Bright | 34.000 | 58 | 21Alp And | 2.0730 | 11000. | 68 | 29564 | No |
| 122 | GOM_NL__2PRFIN20071026_105138_000000392062_00452_29564_7655.N1 | 26-OCT-2007 10:51:38 | Bright | 38.500 | 53 | 43Bet And | 2.0480 | 3300.0 | 77 | 29564 | No |
| 123 | GOM_NL__2PRFIN20071026_105725_000000372062_00452_29564_7656.N1 | 26-OCT-2007 10:57:25 | Bright | 36.500 | 68 | 18Alp Cas | 2.2250 | 4500.0 | 73 | 29564 | No |
| 124 | GOM_NL__2PRFIN20071026_105840_000000372062_00452_29564_7657.N1 | 26-OCT-2007 10:58:40 | Bright | 37.000 | 76 | 27Gam Cas | 2.3000 | 30000. | 74 | 29564 | No |
| 125 | GOM_NL__2PRFIN20071026_110640_000000372062_00452_29564_7658.N1 | 26-OCT-2007 11:06:40 | Bright | 36.500 | 49 | 1Alp UMi | 1.9900 | 6300.0 | 73 | 29564 | No |
| 126 | GOM_NL__2PRFIN20071026_111013_000000372062_00452_29564_7659.N1 | 26-OCT-2007 11:10:13 | Bright | 37.000 | 60 | 7Bet UMi | 2.0810 | 3950.0 | 74 | 29564 | No |
| 127 | GOM_NL__2PRFIN20071026_111454_000000382062_00452_29564_7660.N1 | 26-OCT-2007 11:14:54 | Bright | 38.000 | 36 | 50Alp UMa | 1.8000 | 6300.0 | 76 | 29564 | No |
| 128 | GOM_NL__2PRFIN20071026_111629_000000462062_00452_29564_7661.N1 | 26-OCT-2007 11:16:29 | Bright | 45.500 | 82 | 48Bet UMa | 2.3650 | 10600. | 91 | 29564 | No |
| 129 | GOM_NL__2PRFIN20071026_112003_000000422062_00452_29564_7662.N1 | 26-OCT-2007 11:20:03 | Bright | 42.000 | 174 | 52Psi UMa | 3.0040 | 4400.0 | 84 | 29564 | No |
| 130 | GOM_NL__2PRFIN20071026_112708_000000362062_00452_29564_7663.N1 | 26-OCT-2007 11:27:08 | Bright | 35.500 | 96 | 68Del Leo | 2.5600 | 9300.0 | 71 | 29564 | No |
| 131 | GOM_NL__2PRFIN20071026_114648_000000412062_00452_29564_7664.N1 | 26-OCT-2007 11:46:48 | Dark | 41.000 | 113 | Mu Vel | 2.6920 | 5000.0 | 82 | 29564 | No |
| 132 | GOM_NL__2PRFIN20071026_114842_000000342062_00452_29564_7665.N1 | 26-OCT-2007 11:48:42 | Dark | 34.000 | 65 | Lam Vel | 2.2040 | 4400.0 | 68 | 29564 | No |
| 133 | GOM_NL__2PRFIN20071026_115132_000000392062_00453_29565_7665.N1 | 26-OCT-2007 11:51:32 | Dark | 39.000 | 46 | Del Vel | 1.9540 | 10600. | 78 | 29565 | No |
| 134 | GOM_NL__2PRFIN20071026_115314_000000422062_00453_29565_7666.N1 | 26-OCT-2007 11:53:14 | Dark | 42.000 | 29 | Bet Car | 1.6720 | 10200. | 84 | 29565 | No |
| 135 | GOM_NL__2PRFIN20071026_120414_000000382062_00453_29565_7667.N1 | 26-OCT-2007 12:04:14 | Dark | 37.500 | 143 | Alp Hyi | 2.8570 | 7200.0 | 75 | 29565 | No |
| 136 | GOM_NL__2PRFIN20071026_120538_000000412062_00453_29565_7668.N1 | 26-OCT-2007 12:05:38 | Dark | 41.000 | 9 | Alp Eri | 0.45300 | 24000. | 82 | 29565 | No |
| 137 | GOM_NL__2PRFIN20071026_120842_000000362062_00453_29565_7669.N1 | 26-OCT-2007 12:08:42 | Straylight | 36.000 | 157 | The1Eri | 2.9060 | 9300.0 | 72 | 29565 | No |
| 138 | GOM_NL__2PRFIN20071026_121701_000000432062_00453_29565_7670.N1 | 26-OCT-2007 12:17:01 | Straylight | 43.000 | 52 | 16Bet Cet | 2.0370 | 4500.0 | 86 | 29565 | No |
| 139 | GOM_NL__2PRFIN20071026_122630_000000352062_00453_29565_7671.N1 | 26-OCT-2007 12:26:30 | Bright | 35.000 | 140 | 88Gam Peg | 2.8340 | 26000. | 70 | 29565 | No |
| 140 | GOM_NL__2PRFIN20071026_123023_000000362062_00453_29565_7672.N1 | 26-OCT-2007 12:30:23 | Bright | 35.500 | 58 | 21Alp And | 2.0730 | 11000. | 71 | 29565 | No |
| 141 | GOM_NL__2PRFIN20071026_123213_000000382062_00453_29565_7673.N1 | 26-OCT-2007 12:32:13 | Bright | 38.000 | 53 | 43Bet And | 2.0480 | 3300.0 | 76 | 29565 | No |
| 142 | GOM_NL__2PRFIN20071026_123801_000000372062_00453_29565_7674.N1 | 26-OCT-2007 12:38:01 | Bright | 37.000 | 68 | 18Alp Cas | 2.2250 | 4500.0 | 74 | 29565 | No |
| 143 | GOM_NL__2PRFIN20071026_123916_000000372062_00453_29565_7675.N1 | 26-OCT-2007 12:39:16 | Bright | 36.500 | 76 | 27Gam Cas | 2.3000 | 30000. | 73 | 29565 | No |
| 144 | GOM_NL__2PRFIN20071026_124716_000000362062_00453_29565_7676.N1 | 26-OCT-2007 12:47:16 | Bright | 35.500 | 49 | 1Alp UMi | 1.9900 | 6300.0 | 71 | 29565 | No |
| 145 | GOM_NL__2PRFIN20071026_125049_000000362062_00453_29565_7677.N1 | 26-OCT-2007 12:50:49 | Bright | 35.500 | 60 | 7Bet UMi | 2.0810 | 3950.0 | 71 | 29565 | No |
| 146 | GOM_NL__2PRFIN20071026_125530_000000372062_00453_29565_7678.N1 | 26-OCT-2007 12:55:30 | Bright | 37.000 | 36 | 50Alp UMa | 1.8000 | 6300.0 | 74 | 29565 | No |
| 147 | GOM_NL__2PRFIN20071026_125705_000000482062_00453_29565_7679.N1 | 26-OCT-2007 12:57:05 | Bright | 47.500 | 82 | 48Bet UMa | 2.3650 | 10600. | 95 | 29565 | No |
| 148 | GOM_NL__2PRFIN20071026_130039_000000552062_00453_29565_7680.N1 | 26-OCT-2007 13:00:39 | Bright | 55.000 | 174 | 52Psi UMa | 3.0040 | 4400.0 | 110 | 29565 | No |
| 149 | GOM_NL__2PRFIN20071026_130744_000000552062_00453_29565_7681.N1 | 26-OCT-2007 13:07:44 | Bright | 55.000 | 96 | 68Del Leo | 2.5600 | 9300.0 | 110 | 29565 | No |
| 150 | GOM_NL__2PRFIN20071026_132724_000000402062_00453_29565_7682.N1 | 26-OCT-2007 13:27:24 | Dark | 40.000 | 113 | Mu Vel | 2.6920 | 5000.0 | 80 | 29565 | No |
| 151 | GOM_NL__2PRFIN20071026_132919_000000342062_00453_29565_7683.N1 | 26-OCT-2007 13:29:19 | Dark | 34.000 | 65 | Lam Vel | 2.2040 | 4400.0 | 68 | 29565 | No |
| 152 | GOM_NL__2PRFIN20071026_133209_000000412062_00454_29566_7694.N1 | 26-OCT-2007 13:32:09 | Dark | 40.500 | 46 | Del Vel | 1.9540 | 10600. | 81 | 29566 | No |
| 153 | GOM_NL__2PRFIN20071026_133350_000000382062_00454_29566_7695.N1 | 26-OCT-2007 13:33:50 | Dark | 37.500 | 29 | Bet Car | 1.6720 | 10200. | 75 | 29566 | No |
| 154 | GOM_NL__2PRFIN20071026_134450_000000372062_00454_29566_7696.N1 | 26-OCT-2007 13:44:50 | Dark | 37.000 | 143 | Alp Hyi | 2.8570 | 7200.0 | 74 | 29566 | No |
| 155 | GOM_NL__2PRFIN20071026_134614_000000462062_00454_29566_7697.N1 | 26-OCT-2007 13:46:14 | Dark | 45.500 | 9 | Alp Eri | 0.45300 | 24000. | 91 | 29566 | No |
| 156 | GOM_NL__2PRFIN20071026_134918_000000392062_00454_29566_7698.N1 | 26-OCT-2007 13:49:18 | Straylight | 38.500 | 157 | The1Eri | 2.9060 | 9300.0 | 77 | 29566 | No |
| 157 | GOM_NL__2PRFIN20071026_135738_000000442062_00454_29566_7699.N1 | 26-OCT-2007 13:57:38 | Straylight | 43.500 | 52 | 16Bet Cet | 2.0370 | 4500.0 | 87 | 29566 | No |
| 158 | GOM_NL__2PRFIN20071026_140706_000000352062_00454_29566_7700.N1 | 26-OCT-2007 14:07:06 | Bright | 34.500 | 140 | 88Gam Peg | 2.8340 | 26000. | 69 | 29566 | No |
| 159 | GOM_NL__2PRFIN20071026_141059_000000372062_00454_29566_7701.N1 | 26-OCT-2007 14:10:59 | Bright | 36.500 | 58 | 21Alp And | 2.0730 | 11000. | 73 | 29566 | No |
| 160 | GOM_NL__2PRFIN20071026_141249_000000392062_00454_29566_7702.N1 | 26-OCT-2007 14:12:49 | Bright | 39.000 | 53 | 43Bet And | 2.0480 | 3300.0 | 78 | 29566 | No |

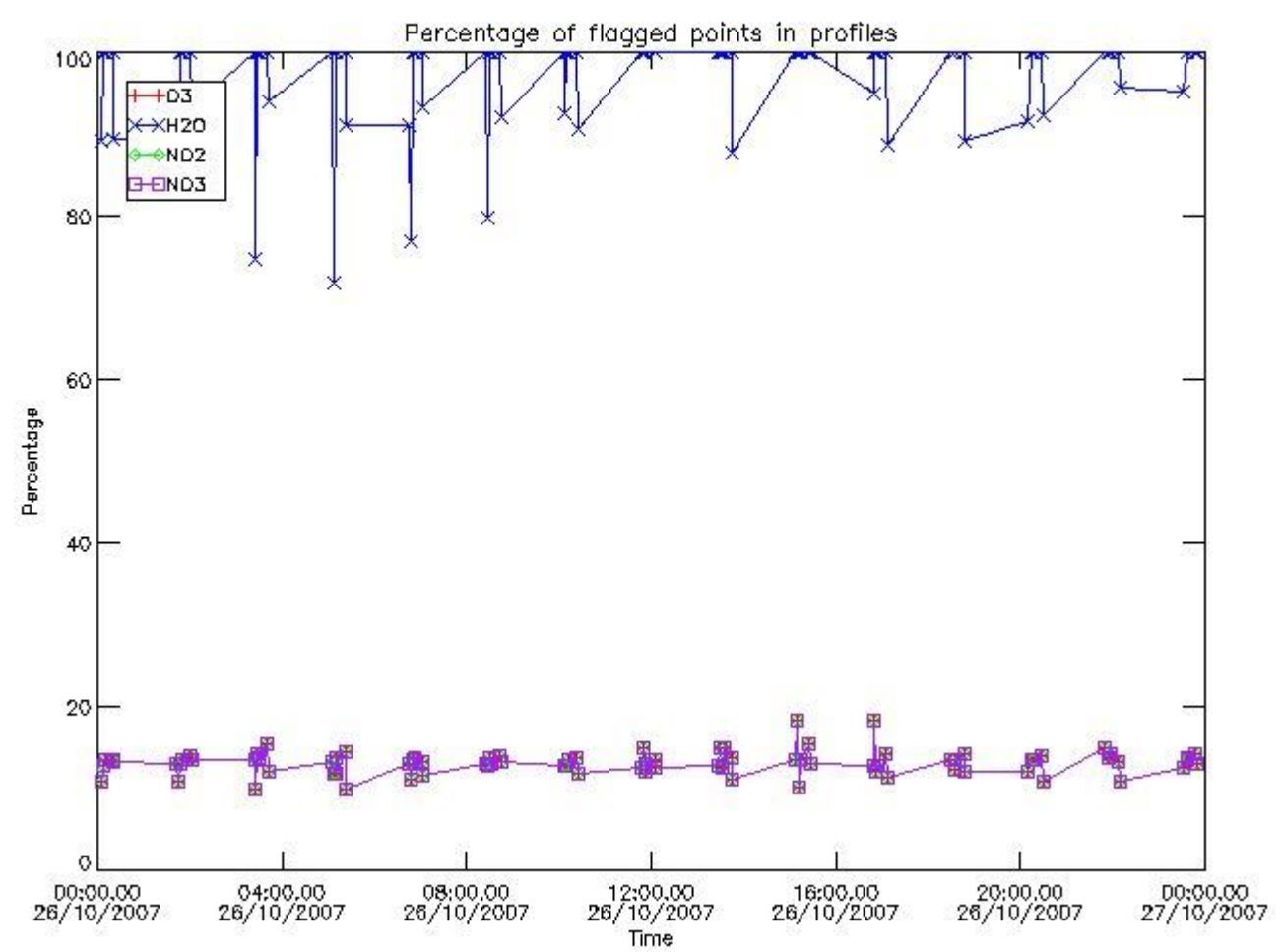
| | | | | | | | | | | | |
|-----|--|----------------------|------------|--------|-----|-----------|---------|--------|-----|-------|----|
| 161 | GOM_NL__2PRFIN20071026_141837_000000362062_00454_29566_7703.N1 | 26-OCT-2007 14:18:37 | Bright | 36.000 | 68 | 18Alp Cas | 2.2250 | 4500.0 | 72 | 29566 | No |
| 162 | GOM_NL__2PRFIN20071026_141952_000000362062_00454_29566_7704.N1 | 26-OCT-2007 14:19:52 | Bright | 35.500 | 76 | 27Gam Cas | 2.3000 | 30000. | 71 | 29566 | No |
| 163 | GOM_NL__2PRFIN20071026_142752_000000342062_00454_29566_7705.N1 | 26-OCT-2007 14:27:52 | Bright | 33.500 | 49 | 1Alp UMi | 1.9900 | 6300.0 | 67 | 29566 | No |
| 164 | GOM_NL__2PRFIN20071026_143125_000000362062_00454_29566_7706.N1 | 26-OCT-2007 14:31:25 | Bright | 36.000 | 60 | 7Bet UMi | 2.0810 | 3950.0 | 72 | 29566 | No |
| 165 | GOM_NL__2PRFIN20071026_143605_000000382062_00454_29566_7707.N1 | 26-OCT-2007 14:36:05 | Bright | 38.000 | 36 | 50Alp UMa | 1.8000 | 6300.0 | 76 | 29566 | No |
| 166 | GOM_NL__2PRFIN20071026_143741_000000542062_00454_29566_7708.N1 | 26-OCT-2007 14:37:41 | Bright | 54.000 | 82 | 48Bet UMa | 2.3650 | 10600. | 108 | 29566 | No |
| 167 | GOM_NL__2PRFIN20071026_144115_000000552062_00454_29566_7709.N1 | 26-OCT-2007 14:41:15 | Bright | 55.000 | 174 | 52Psi UMa | 3.0040 | 4400.0 | 110 | 29566 | No |
| 168 | GOM_NL__2PRFIN20071026_144821_000000552062_00454_29566_7710.N1 | 26-OCT-2007 14:48:21 | Bright | 54.500 | 96 | 68Del Leo | 2.5600 | 9300.0 | 109 | 29566 | No |
| 169 | GOM_NL__2PRFIN20071026_150800_000000382062_00454_29566_7711.N1 | 26-OCT-2007 15:08:00 | Dark | 38.000 | 113 | Mu Vel | 2.6920 | 5000.0 | 76 | 29566 | No |
| 170 | GOM_NL__2PRFIN20071026_150956_000000282062_00454_29566_7712.N1 | 26-OCT-2007 15:09:56 | Dark | 28.000 | 65 | Lam Vel | 2.2040 | 4400.0 | 56 | 29566 | No |
| 171 | GOM_NL__2PRFIN20071026_151245_000000502062_00455_29567_7723.N1 | 26-OCT-2007 15:12:45 | Dark | 50.000 | 46 | Del Vel | 1.9540 | 10600. | 100 | 29567 | No |
| 172 | GOM_NL__2PRFIN20071026_151426_000000382062_00455_29567_7724.N1 | 26-OCT-2007 15:14:26 | Dark | 37.500 | 29 | Bet Car | 1.6720 | 10200. | 75 | 29567 | No |
| 173 | GOM_NL__2PRFIN20071026_152526_000000372062_00455_29567_7725.N1 | 26-OCT-2007 15:25:26 | Dark | 36.500 | 143 | Alp Hyi | 2.8570 | 7200.0 | 73 | 29567 | No |
| 174 | GOM_NL__2PRFIN20071026_152650_000000392062_00455_29567_7726.N1 | 26-OCT-2007 15:26:50 | Dark | 39.000 | 9 | Alp Eri | 0.45300 | 24000. | 78 | 29567 | No |
| 175 | GOM_NL__2PRFIN20071026_152955_000000402062_00455_29567_7727.N1 | 26-OCT-2007 15:29:55 | Straylight | 39.500 | 157 | The1Eri | 2.9060 | 9300.0 | 79 | 29567 | No |
| 176 | GOM_NL__2PRFIN20071026_153814_000000442062_00455_29567_7728.N1 | 26-OCT-2007 15:38:14 | Straylight | 43.500 | 52 | 16Bet Cet | 2.0370 | 4500.0 | 87 | 29567 | No |
| 177 | GOM_NL__2PRFIN20071026_154742_000000342062_00455_29567_7729.N1 | 26-OCT-2007 15:47:42 | Bright | 33.500 | 140 | 88Gam Peg | 2.8340 | 26000. | 67 | 29567 | No |
| 178 | GOM_NL__2PRFIN20071026_155135_000000362062_00455_29567_7730.N1 | 26-OCT-2007 15:51:35 | Bright | 35.500 | 58 | 21Alp And | 2.0730 | 11000. | 71 | 29567 | No |
| 179 | GOM_NL__2PRFIN20071026_155325_000000372062_00455_29567_7731.N1 | 26-OCT-2007 15:53:25 | Bright | 36.500 | 53 | 43Bet And | 2.0480 | 3300.0 | 73 | 29567 | No |
| 180 | GOM_NL__2PRFIN20071026_155913_000000372062_00455_29567_7732.N1 | 26-OCT-2007 15:59:13 | Bright | 37.000 | 68 | 18Alp Cas | 2.2250 | 4500.0 | 74 | 29567 | No |
| 181 | GOM_NL__2PRFIN20071026_160028_000000372062_00455_29567_7733.N1 | 26-OCT-2007 16:00:28 | Bright | 37.000 | 76 | 27Gam Cas | 2.3000 | 30000. | 74 | 29567 | No |
| 182 | GOM_NL__2PRFIN20071026_160828_000000372062_00455_29567_7734.N1 | 26-OCT-2007 16:08:28 | Bright | 37.000 | 49 | 1Alp UMi | 1.9900 | 6300.0 | 74 | 29567 | No |
| 183 | GOM_NL__2PRFIN20071026_161201_000000362062_00455_29567_7735.N1 | 26-OCT-2007 16:12:01 | Bright | 36.000 | 60 | 7Bet UMi | 2.0810 | 3950.0 | 72 | 29567 | No |
| 184 | GOM_NL__2PRFIN20071026_161641_000000392062_00455_29567_7736.N1 | 26-OCT-2007 16:16:41 | Bright | 38.500 | 36 | 50Alp UMa | 1.8000 | 6300.0 | 77 | 29567 | No |
| 185 | GOM_NL__2PRFIN20071026_161817_000000382062_00455_29567_7737.N1 | 26-OCT-2007 16:18:17 | Bright | 37.500 | 82 | 48Bet UMa | 2.3650 | 10600. | 75 | 29567 | No |
| 186 | GOM_NL__2PRFIN20071026_162151_000000362062_00455_29567_7738.N1 | 26-OCT-2007 16:21:51 | Bright | 36.000 | 174 | 52Psi UMa | 3.0040 | 4400.0 | 72 | 29567 | No |
| 187 | GOM_NL__2PRFIN20071026_162857_000000362062_00455_29567_7739.N1 | 26-OCT-2007 16:28:57 | Bright | 35.500 | 96 | 68Del Leo | 2.5600 | 9300.0 | 71 | 29567 | No |
| 188 | GOM_NL__2PRFIN20071026_164837_000000402062_00455_29567_7740.N1 | 26-OCT-2007 16:48:37 | Dark | 40.000 | 113 | Mu Vel | 2.6920 | 5000.0 | 80 | 29567 | No |
| 189 | GOM_NL__2PRFIN20071026_165032_000000282062_00455_29567_7741.N1 | 26-OCT-2007 16:50:32 | Dark | 28.000 | 65 | Lam Vel | 2.2040 | 4400.0 | 56 | 29567 | No |
| 190 | GOM_NL__2PRFIN20071026_165322_000000422062_00456_29568_7726.N1 | 26-OCT-2007 16:53:22 | Dark | 42.000 | 46 | Del Vel | 1.9540 | 10600. | 84 | 29568 | No |
| 191 | GOM_NL__2PRFIN20071026_165502_000000402062_00456_29568_7727.N1 | 26-OCT-2007 16:55:02 | Dark | 40.000 | 29 | Bet Car | 1.6720 | 10200. | 80 | 29568 | No |
| 192 | GOM_NL__2PRFIN20071026_170602_000000362062_00456_29568_7728.N1 | 26-OCT-2007 17:06:02 | Dark | 36.000 | 143 | Alp Hyi | 2.8570 | 7200.0 | 72 | 29568 | No |
| 193 | GOM_NL__2PRFIN20071026_170727_000000452062_00456_29568_7729.N1 | 26-OCT-2007 17:07:27 | Dark | 45.000 | 9 | Alp Eri | 0.45300 | 24000. | 90 | 29568 | No |
| 194 | GOM_NL__2PRFIN20071026_171031_000000412062_00456_29568_7730.N1 | 26-OCT-2007 17:10:31 | Straylight | 41.000 | 157 | The1Eri | 2.9060 | 9300.0 | 82 | 29568 | No |
| 195 | GOM_NL__2PRFIN20071026_171850_000000412062_00456_29568_7731.N1 | 26-OCT-2007 17:18:50 | Straylight | 40.500 | 52 | 16Bet Cet | 2.0370 | 4500.0 | 81 | 29568 | No |
| 196 | GOM_NL__2PRFIN20071026_172818_000000362062_00456_29568_7732.N1 | 26-OCT-2007 17:28:18 | Bright | 35.500 | 140 | 88Gam Peg | 2.8340 | 26000. | 71 | 29568 | No |
| 197 | GOM_NL__2PRFIN20071026_173211_000000352062_00456_29568_7733.N1 | 26-OCT-2007 17:32:11 | Bright | 34.500 | 58 | 21Alp And | 2.0730 | 11000. | 69 | 29568 | No |
| 198 | GOM_NL__2PRFIN20071026_173401_000000392062_00456_29568_7734.N1 | 26-OCT-2007 17:34:01 | Bright | 38.500 | 53 | 43Bet And | 2.0480 | 3300.0 | 77 | 29568 | No |
| 199 | GOM_NL__2PRFIN20071026_173949_000000372062_00456_29568_7735.N1 | 26-OCT-2007 17:39:49 | Bright | 36.500 | 68 | 18Alp Cas | 2.2250 | 4500.0 | 73 | 29568 | No |
| 200 | GOM_NL__2PRFIN20071026_174104_000000362062_00456_29568_7736.N1 | 26-OCT-2007 17:41:04 | Bright | 36.000 | 76 | 27Gam Cas | 2.3000 | 30000. | 72 | 29568 | No |
| 201 | GOM_NL__2PRFIN20071026_174904_000000372062_00456_29568_7737.N1 | 26-OCT-2007 17:49:04 | Bright | 36.500 | 49 | 1Alp UMi | 1.9900 | 6300.0 | 73 | 29568 | No |
| 202 | GOM_NL__2PRFIN20071026_175238_000000372062_00456_29568_7738.N1 | 26-OCT-2007 17:52:38 | Bright | 36.500 | 60 | 7Bet UMi | 2.0810 | 3950.0 | 73 | 29568 | No |
| 203 | GOM_NL__2PRFIN20071026_175717_000000392062_00456_29568_7739.N1 | 26-OCT-2007 17:57:17 | Bright | 38.500 | 36 | 50Alp UMa | 1.8000 | 6300.0 | 77 | 29568 | No |
| 204 | GOM_NL__2PRFIN20071026_175853_000000352062_00456_29568_7740.N1 | 26-OCT-2007 17:58:53 | Bright | 35.000 | 82 | 48Bet UMa | 2.3650 | 10600. | 70 | 29568 | No |
| 205 | GOM_NL__2PRFIN20071026_180227_000000392062_00456_29568_7741.N1 | 26-OCT-2007 18:02:27 | Bright | 38.500 | 174 | 52Psi UMa | 3.0040 | 4400.0 | 77 | 29568 | No |
| 206 | GOM_NL__2PRFIN20071026_180933_000000392062_00456_29568_7742.N1 | 26-OCT-2007 18:09:33 | Bright | 39.000 | 96 | 68Del Leo | 2.5600 | 9300.0 | 78 | 29568 | No |
| 207 | GOM_NL__2PRFIN20071026_182913_000000382062_00456_29568_7743.N1 | 26-OCT-2007 18:29:13 | Dark | 38.000 | 113 | Mu Vel | 2.6920 | 5000.0 | 76 | 29568 | No |
| 208 | GOM_NL__2PRFIN20071026_183359_000000422062_00457_29569_7762.N1 | 26-OCT-2007 18:33:59 | Dark | 41.500 | 46 | Del Vel | 1.9540 | 10600. | 83 | 29569 | No |
| 209 | GOM_NL__2PRFIN20071026_183539_000000382062_00457_29569_7763.N1 | 26-OCT-2007 18:35:39 | Dark | 37.500 | 29 | Bet Car | 1.6720 | 10200. | 75 | 29569 | No |
| 210 | GOM_NL__2PRFIN20071026_184639_000000362062_00457_29569_7764.N1 | 26-OCT-2007 18:46:39 | Dark | 36.000 | 143 | Alp Hyi | 2.8570 | 7200.0 | 72 | 29569 | No |
| 211 | GOM_NL__2PRFIN20071026_184803_000000422062_00457_29569_7765.N1 | 26-OCT-2007 18:48:03 | Dark | 42.000 | 9 | Alp Eri | 0.45300 | 24000. | 84 | 29569 | No |
| 212 | GOM_NL__2PRFIN20071026_185107_000000432062_00457_29569_7766.N1 | 26-OCT-2007 18:51:07 | Straylight | 43.000 | 157 | The1Eri | 2.9060 | 9300.0 | 86 | 29569 | No |
| 213 | GOM_NL__2PRFIN20071026_185926_000000392062_00457_29569_7767.N1 | 26-OCT-2007 18:59:26 | Straylight | 39.000 | 52 | 16Bet Cet | 2.0370 | 4500.0 | 78 | 29569 | No |
| 214 | GOM_NL__2PRFIN20071026_190855_000000362062_00457_29569_7768.N1 | 26-OCT-2007 19:08:55 | Bright | 35.500 | 140 | 88Gam Peg | 2.8340 | 26000. | 71 | 29569 | No |
| 215 | GOM_NL__2PRFIN20071026_191247_000000362062_00457_29569_7769.N1 | 26-OCT-2007 19:12:47 | Bright | 35.500 | 58 | 21Alp And | 2.0730 | 11000. | 71 | 29569 | No |
| 216 | GOM_NL__2PRFIN20071026_191437_000000372062_00457_29569_7770.N1 | 26-OCT-2007 19:14:37 | Bright | 36.500 | 53 | 43Bet And | 2.0480 | 3300.0 | 73 | 29569 | No |
| 217 | GOM_NL__2PRFIN20071026_192024_000000372062_00457_29569_7771.N1 | 26-OCT-2007 19:20:24 | Bright | 36.500 | 68 | 18Alp Cas | 2.2250 | 4500.0 | 73 | 29569 | No |
| 218 | GOM_NL__2PRFIN20071026_192140_000000372062_00457_29569_7772.N1 | 26-OCT-2007 19:21:40 | Bright | 37.000 | 76 | 27Gam Cas | 2.3000 | 30000. | 74 | 29569 | No |
| 219 | GOM_NL__2PRFIN20071026_192940_000000372062_00457_29569_7773.N1 | 26-OCT-2007 19:29:40 | Bright | 36.500 | 49 | 1Alp UMi | 1.9900 | 6300.0 | 73 | 29569 | No |

| | | | | | | | | | | | |
|-----|--|----------------------|------------|--------|-----|-----------|---------|--------|----|-------|----|
| 220 | GOM_NL__2PRFIN20071026_193314_000000382062_00457_29569_7774.N1 | 26-OCT-2007 19:33:14 | Bright | 37.500 | 60 | 7Bet UMi | 2.0810 | 3950.0 | 75 | 29569 | No |
| 221 | GOM_NL__2PRFIN20071026_193753_000000392062_00457_29569_7775.N1 | 26-OCT-2007 19:37:53 | Bright | 38.500 | 36 | 50Alp UMa | 1.8000 | 6300.0 | 77 | 29569 | No |
| 222 | GOM_NL__2PRFIN20071026_193929_000000382062_00457_29569_7776.N1 | 26-OCT-2007 19:39:29 | Bright | 37.500 | 82 | 48Bet UMa | 2.3650 | 10600. | 75 | 29569 | No |
| 223 | GOM_NL__2PRFIN20071026_194303_000000482062_00457_29569_7777.N1 | 26-OCT-2007 19:43:03 | Bright | 47.500 | 174 | 52Psi UMa | 3.0040 | 4400.0 | 95 | 29569 | No |
| 224 | GOM_NL__2PRFIN20071026_195009_000000362062_00457_29569_7778.N1 | 26-OCT-2007 19:50:09 | Bright | 36.000 | 96 | 68Del Leo | 2.5600 | 9300.0 | 72 | 29569 | No |
| 225 | GOM_NL__2PRFIN20071026_200949_000000422062_00457_29569_7779.N1 | 26-OCT-2007 20:09:49 | Dark | 42.000 | 113 | Mu Vel | 2.6920 | 5000.0 | 84 | 29569 | No |
| 226 | GOM_NL__2PRFIN20071026_201441_000000382062_00458_29570_7779.N1 | 26-OCT-2007 20:14:41 | Dark | 38.000 | 159 | Ups Car | 2.9200 | 7200.0 | 76 | 29570 | No |
| 227 | GOM_NL__2PRFIN20071026_201615_000000382062_00458_29570_7780.N1 | 26-OCT-2007 20:16:15 | Dark | 37.500 | 29 | Bet Car | 1.6720 | 10200. | 75 | 29570 | No |
| 228 | GOM_NL__2PRFIN20071026_202715_000000372062_00458_29570_7781.N1 | 26-OCT-2007 20:27:15 | Dark | 36.500 | 143 | Alp Hyi | 2.8570 | 7200.0 | 73 | 29570 | No |
| 229 | GOM_NL__2PRFIN20071026_202839_000000472062_00458_29570_7782.N1 | 26-OCT-2007 20:28:39 | Dark | 46.500 | 9 | Alp Eri | 0.45300 | 24000. | 93 | 29570 | No |
| 230 | GOM_NL__2PRFIN20071026_203144_000000412062_00458_29570_7783.N1 | 26-OCT-2007 20:31:44 | Straylight | 41.000 | 157 | The1Eri | 2.9060 | 9300.0 | 82 | 29570 | No |
| 231 | GOM_NL__2PRFIN20071026_204002_000000402062_00458_29570_7784.N1 | 26-OCT-2007 20:40:02 | Straylight | 39.500 | 52 | 16Bet Cet | 2.0370 | 4500.0 | 79 | 29570 | No |
| 232 | GOM_NL__2PRFIN20071026_204931_000000362062_00458_29570_7785.N1 | 26-OCT-2007 20:49:31 | Bright | 35.500 | 140 | 88Gam Peg | 2.8340 | 26000. | 71 | 29570 | No |
| 233 | GOM_NL__2PRFIN20071026_205323_000000362062_00458_29570_7786.N1 | 26-OCT-2007 20:53:23 | Bright | 36.000 | 58 | 21Alp And | 2.0730 | 11000. | 72 | 29570 | No |
| 234 | GOM_NL__2PRFIN20071026_205513_000000382062_00458_29570_7787.N1 | 26-OCT-2007 20:55:13 | Bright | 38.000 | 53 | 43Bet And | 2.0480 | 3300.0 | 76 | 29570 | No |
| 235 | GOM_NL__2PRFIN20071026_210100_000000362062_00458_29570_7788.N1 | 26-OCT-2007 21:01:00 | Bright | 36.000 | 68 | 18Alp Cas | 2.2250 | 4500.0 | 72 | 29570 | No |
| 236 | GOM_NL__2PRFIN20071026_210216_000000362062_00458_29570_7789.N1 | 26-OCT-2007 21:02:16 | Bright | 36.000 | 76 | 27Gam Cas | 2.3000 | 30000. | 72 | 29570 | No |
| 237 | GOM_NL__2PRFIN20071026_211016_000000362062_00458_29570_7790.N1 | 26-OCT-2007 21:10:16 | Bright | 35.500 | 49 | 1Alp UMi | 1.9900 | 6300.0 | 71 | 29570 | No |
| 238 | GOM_NL__2PRFIN20071026_211350_000000342062_00458_29570_7791.N1 | 26-OCT-2007 21:13:50 | Bright | 33.500 | 60 | 7Bet UMi | 2.0810 | 3950.0 | 67 | 29570 | No |
| 239 | GOM_NL__2PRFIN20071026_211829_000000392062_00458_29570_7792.N1 | 26-OCT-2007 21:18:29 | Bright | 38.500 | 36 | 50Alp UMa | 1.8000 | 6300.0 | 77 | 29570 | No |
| 240 | GOM_NL__2PRFIN20071026_212005_000000372062_00458_29570_7793.N1 | 26-OCT-2007 21:20:05 | Bright | 36.500 | 82 | 48Bet UMa | 2.3650 | 10600. | 73 | 29570 | No |
| 241 | GOM_NL__2PRFIN20071026_212339_000000372062_00458_29570_7794.N1 | 26-OCT-2007 21:23:39 | Bright | 37.000 | 174 | 52Psi UMa | 3.0040 | 4400.0 | 74 | 29570 | No |
| 242 | GOM_NL__2PRFIN20071026_213045_000000352062_00458_29570_7795.N1 | 26-OCT-2007 21:30:45 | Bright | 34.500 | 96 | 68Del Leo | 2.5600 | 9300.0 | 69 | 29570 | No |
| 243 | GOM_NL__2PRFIN20071026_215026_000000382062_00458_29570_7796.N1 | 26-OCT-2007 21:50:26 | Dark | 37.500 | 113 | Mu Vel | 2.6920 | 5000.0 | 75 | 29570 | No |
| 244 | GOM_NL__2PRFIN20071026_215518_000000372062_00459_29571_7793.N1 | 26-OCT-2007 21:55:18 | Dark | 37.000 | 159 | Ups Car | 2.9200 | 7200.0 | 74 | 29571 | No |
| 245 | GOM_NL__2PRFIN20071026_215651_000000362062_00459_29571_7794.N1 | 26-OCT-2007 21:56:51 | Dark | 36.000 | 29 | Bet Car | 1.6720 | 10200. | 72 | 29571 | No |
| 246 | GOM_NL__2PRFIN20071026_220751_000000392062_00459_29571_7795.N1 | 26-OCT-2007 22:07:51 | Dark | 38.500 | 143 | Alp Hyi | 2.8570 | 7200.0 | 77 | 29571 | No |
| 247 | GOM_NL__2PRFIN20071026_220915_000000472062_00459_29571_7796.N1 | 26-OCT-2007 22:09:15 | Dark | 46.500 | 9 | Alp Eri | 0.45300 | 24000. | 93 | 29571 | No |
| 248 | GOM_NL__2PRFIN20071026_221220_000000442062_00459_29571_7797.N1 | 26-OCT-2007 22:12:20 | Straylight | 43.500 | 157 | The1Eri | 2.9060 | 9300.0 | 87 | 29571 | No |
| 249 | GOM_NL__2PRFIN20071026_222038_000000432062_00459_29571_7798.N1 | 26-OCT-2007 22:20:38 | Straylight | 42.500 | 52 | 16Bet Cet | 2.0370 | 4500.0 | 85 | 29571 | No |
| 250 | GOM_NL__2PRFIN20071026_223007_000000372062_00459_29571_7799.N1 | 26-OCT-2007 22:30:07 | Bright | 36.500 | 140 | 88Gam Peg | 2.8340 | 26000. | 73 | 29571 | No |
| 251 | GOM_NL__2PRFIN20071026_223400_000000352062_00459_29571_7800.N1 | 26-OCT-2007 22:34:00 | Bright | 35.000 | 58 | 21Alp And | 2.0730 | 11000. | 70 | 29571 | No |
| 252 | GOM_NL__2PRFIN20071026_223548_000000372062_00459_29571_7801.N1 | 26-OCT-2007 22:35:48 | Bright | 37.000 | 53 | 43Bet And | 2.0480 | 3300.0 | 74 | 29571 | No |
| 253 | GOM_NL__2PRFIN20071026_224136_000000382062_00459_29571_7802.N1 | 26-OCT-2007 22:41:36 | Bright | 37.500 | 68 | 18Alp Cas | 2.2250 | 4500.0 | 75 | 29571 | No |
| 254 | GOM_NL__2PRFIN20071026_224251_000000362062_00459_29571_7803.N1 | 26-OCT-2007 22:42:51 | Bright | 36.000 | 76 | 27Gam Cas | 2.3000 | 30000. | 72 | 29571 | No |
| 255 | GOM_NL__2PRFIN20071026_225052_000000362062_00459_29571_7804.N1 | 26-OCT-2007 22:50:52 | Bright | 35.500 | 49 | 1Alp UMi | 1.9900 | 6300.0 | 71 | 29571 | No |
| 256 | GOM_NL__2PRFIN20071026_225426_000000382062_00459_29571_7805.N1 | 26-OCT-2007 22:54:26 | Bright | 37.500 | 60 | 7Bet UMi | 2.0810 | 3950.0 | 75 | 29571 | No |
| 257 | GOM_NL__2PRFIN20071026_225905_000000402062_00459_29571_7806.N1 | 26-OCT-2007 22:59:05 | Bright | 39.500 | 36 | 50Alp UMa | 1.8000 | 6300.0 | 79 | 29571 | No |
| 258 | GOM_NL__2PRFIN20071026_230040_000000372062_00459_29571_7807.N1 | 26-OCT-2007 23:00:40 | Bright | 36.500 | 82 | 48Bet UMa | 2.3650 | 10600. | 73 | 29571 | No |
| 259 | GOM_NL__2PRFIN20071026_230415_000000352062_00459_29571_7808.N1 | 26-OCT-2007 23:04:15 | Bright | 35.000 | 174 | 52Psi UMa | 3.0040 | 4400.0 | 70 | 29571 | No |
| 260 | GOM_NL__2PRFIN20071026_231121_000000352062_00459_29571_7809.N1 | 26-OCT-2007 23:11:21 | Bright | 34.500 | 96 | 68Del Leo | 2.5600 | 9300.0 | 69 | 29571 | No |
| 261 | GOM_NL__2PRFIN20071026_233102_000000412062_00459_29571_7810.N1 | 26-OCT-2007 23:31:02 | Dark | 41.000 | 113 | Mu Vel | 2.6920 | 5000.0 | 82 | 29571 | No |
| 262 | GOM_NL__2PRFIN20071026_233554_000000382062_00460_29572_7801.N1 | 26-OCT-2007 23:35:54 | Dark | 37.500 | 159 | Ups Car | 2.9200 | 7200.0 | 75 | 29572 | No |
| 263 | GOM_NL__2PRFIN20071026_233727_000000372062_00460_29572_7802.N1 | 26-OCT-2007 23:37:27 | Dark | 37.000 | 29 | Bet Car | 1.6720 | 10200. | 74 | 29572 | No |
| 264 | GOM_NL__2PRFIN20071026_234827_000000362062_00460_29572_7803.N1 | 26-OCT-2007 23:48:27 | Dark | 36.000 | 143 | Alp Hyi | 2.8570 | 7200.0 | 72 | 29572 | No |
| 265 | GOM_NL__2PRFIN20071026_234951_000000392062_00460_29572_7804.N1 | 26-OCT-2007 23:49:51 | Dark | 39.000 | 9 | Alp Eri | 0.45300 | 24000. | 78 | 29572 | No |
| 266 | GOM_NL__2PRFIN20071026_235256_000000422062_00460_29572_7805.N1 | 26-OCT-2007 23:52:56 | Straylight | 41.500 | 157 | The1Eri | 2.9060 | 9300.0 | 83 | 29572 | No |

3. Quality information per product

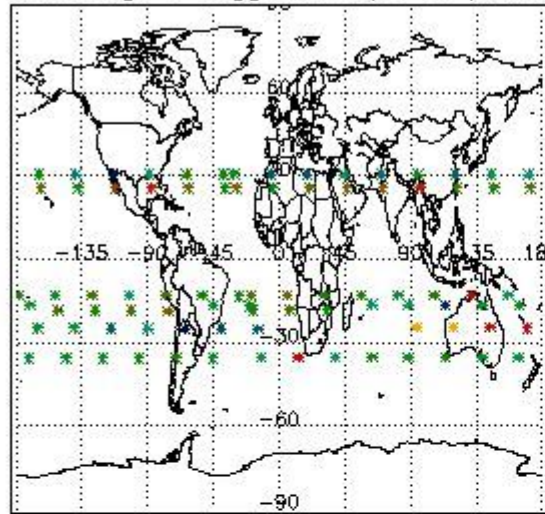
In this section it is plotted some information contained in the Quality Summary data set of the level 2 products. Only products in dark limb conditions and without errors (error flag in the MPH set to "0") are used.

3.1 Plot quality information per product (time dependant)

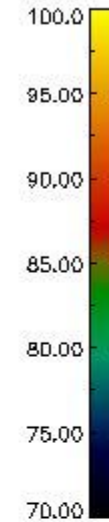
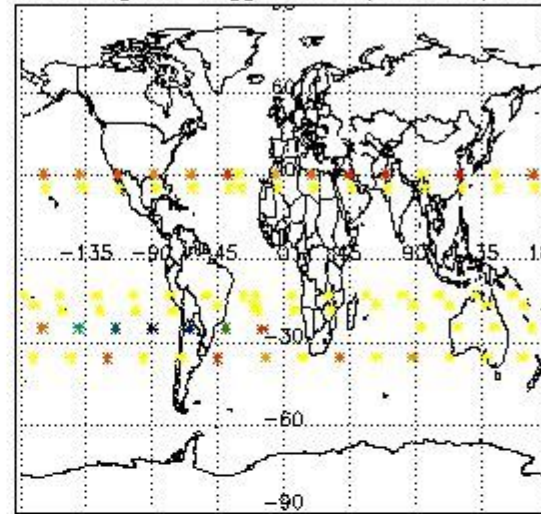


3.2 Plot quality information per product (world map)

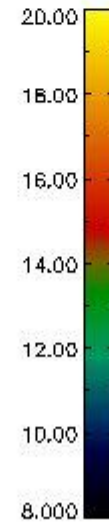
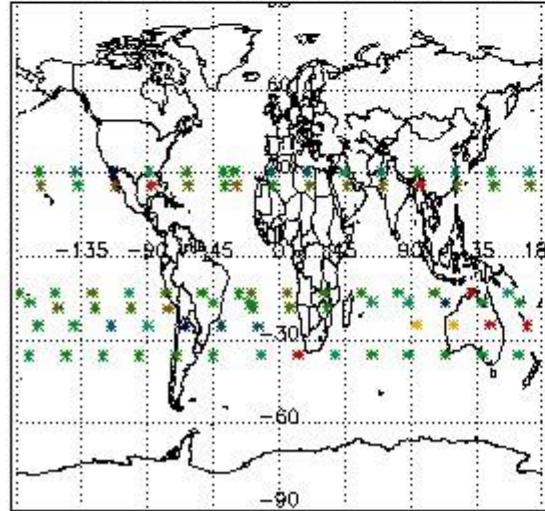
Percentage of flagged data per O3 profile



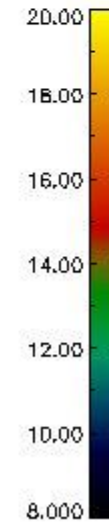
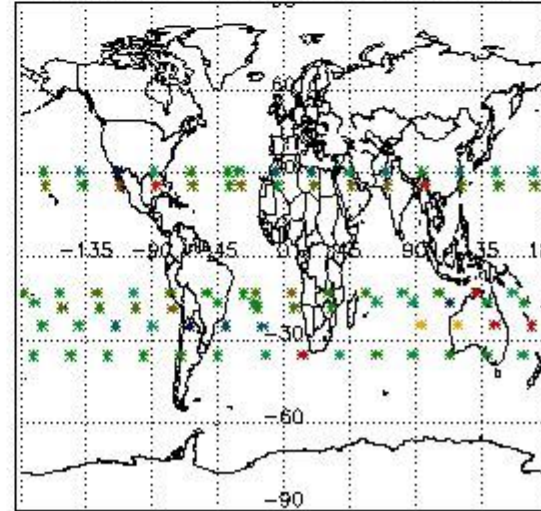
Percentage of flagged data per H2O profile



Percentage of flagged data per NO2 profile



Percentage of flagged data per NO3 profile

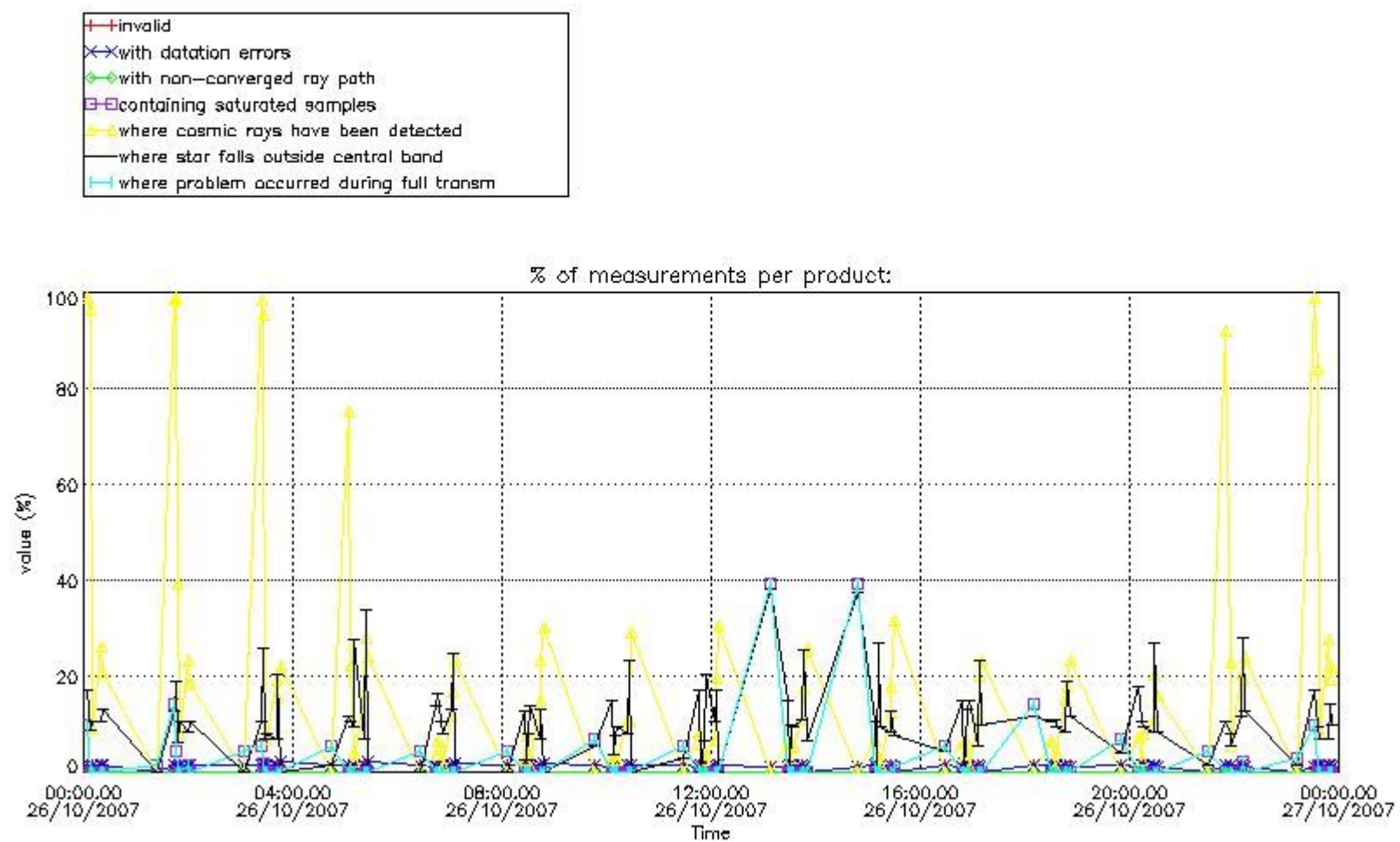


4. Level 1 quality information per product

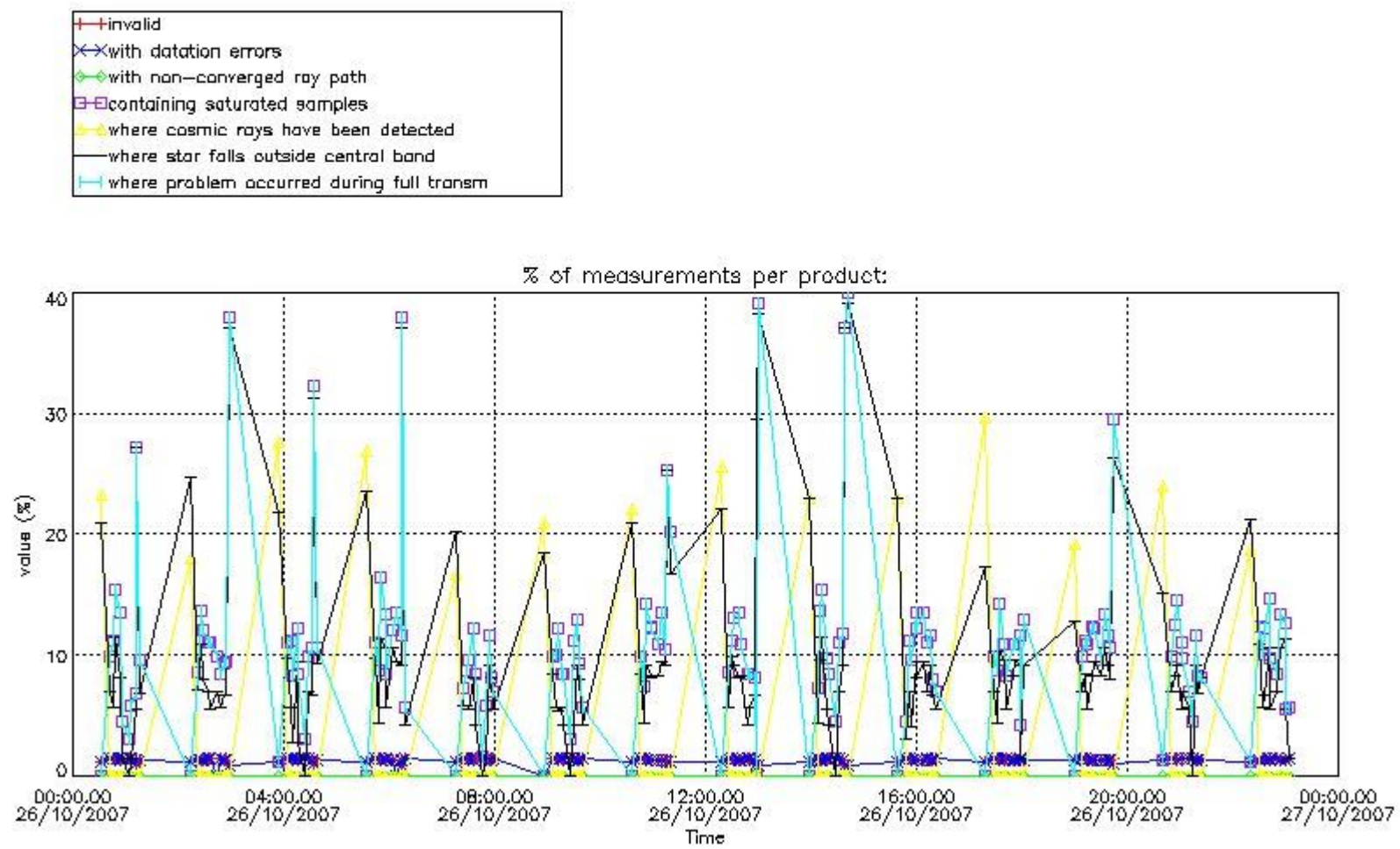
In this section it is plotted some information contained in the Quality Summary data set of the level 2 products that comes from the level 1b processing. Products without errors (error flag in the MPH set to "0") are used.

4.1 Plot quality information per product (time dependant) coming from level 1b processing

4.1.1 Plot level 1 quality information per product (time dependant): ENVISAT ASCENDING passes



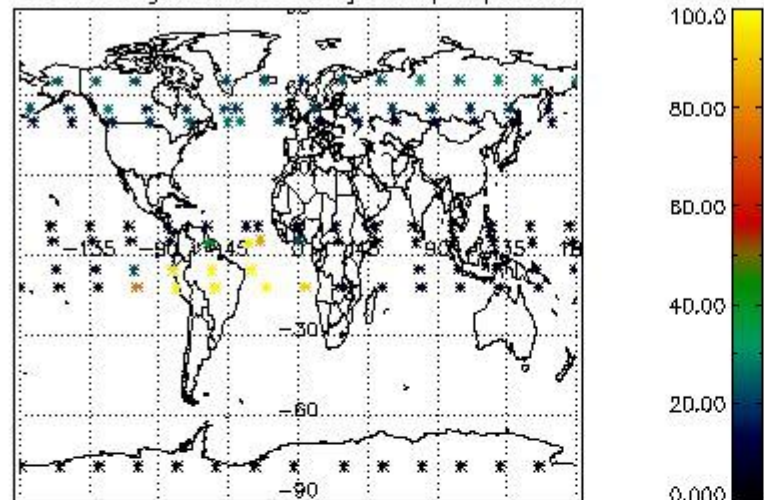
4.1.2 Plot level 1 quality information per product (time dependant): ENVI SAT DESCENDING passes



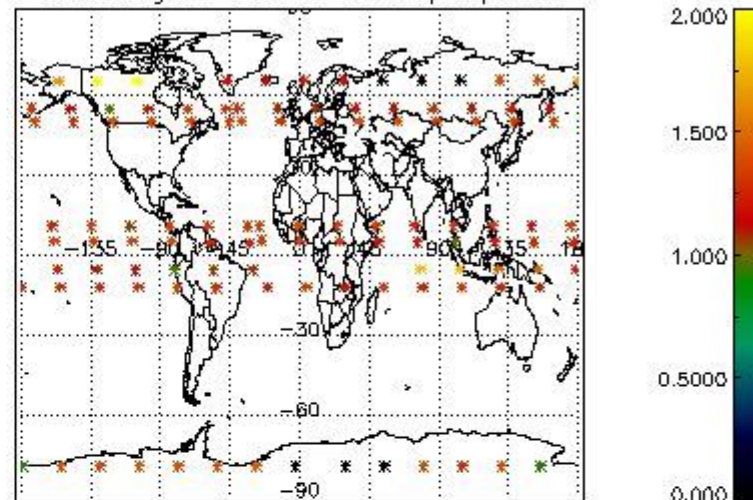
4.2 Plot quality information per product coming from level 1b processing (world map)

4.2.1 Plot level 1 quality information per product (world map): ENVISAT ASCENDING passes

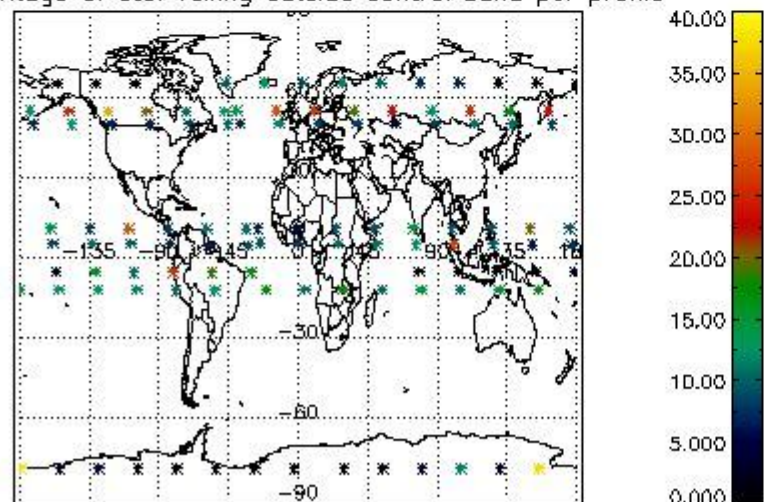
Percentage of cosmic ray hits per profile



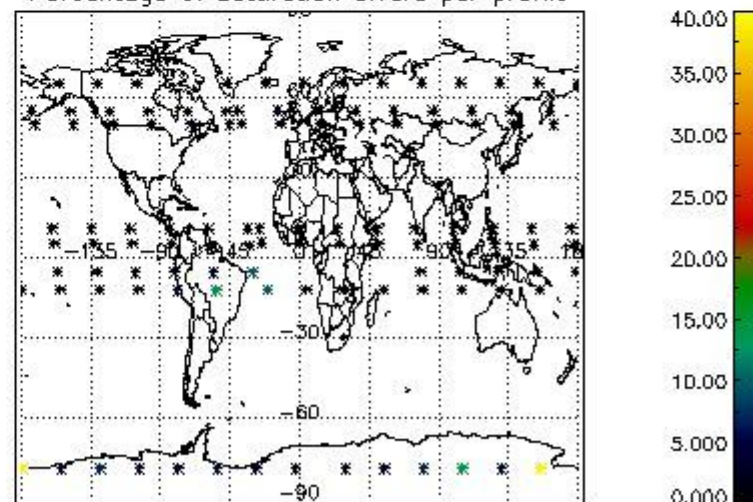
Percentage of datation errors per profile



Percentage of star falling outside central band per profile

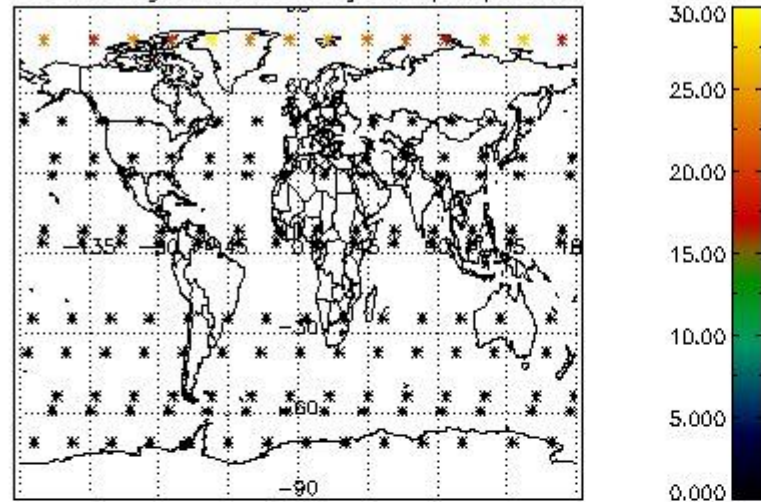


Percentage of saturation errors per profile

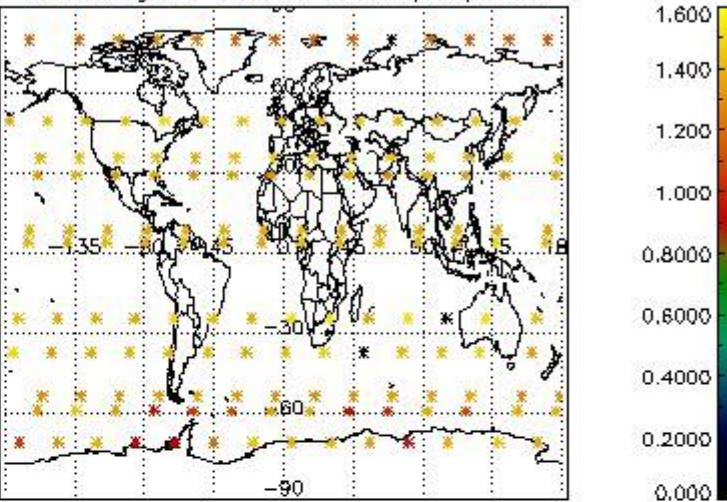


4.2.2 Plot level 1 quality information per product (world map): ENVISAT DESCENDING passes

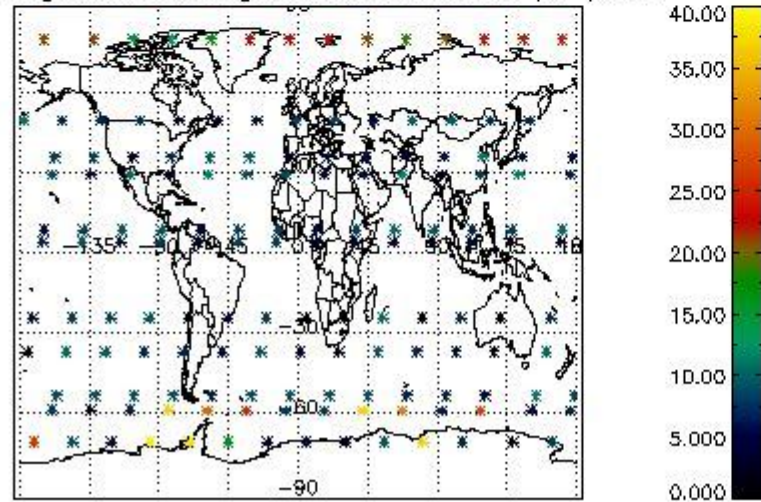
Percentage of cosmic ray hits per profile



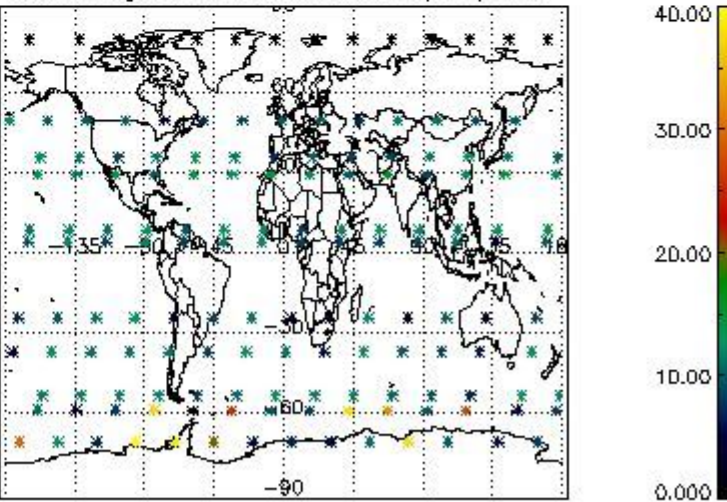
Percentage of datation errors per profile



Percentage of star falling outside central band per profile



Percentage of saturation errors per profile



5. Trace gas profiles

5.1 Ozone statistics based on quality of products

The final quality of the products can be "measured" using the STD (Standard Deviation) attached to every point profile. This information is written to the parameter GOM_NL__2P/NL_LOCAL_SPECIES_DENSITY/o3_std of the level 2 products. The table below shows the statistics for given STD ranges.

The statistics are given with respect to the overall valid production:

- Products without fatal errors: GOM_NL__2P/MPH/PRODUCT_ERR=0
- Valid point profile: GOM_NL__2P/NL_LOCAL_SPECIES_DENSITY/pcd(0)=0

The 'Criteria' is applied to valid points of dark limb products:

- Products in dark limb illumination condition: GOM_NL__2P/NL_SUMMARY_QUALITY/obs_ill_cond=0
- Products without fatal errors: GOM_NL__2P/MPH/PRODUCT_ERR=0
- Valid point profile: GOM_NL__2P/NL_LOCAL_SPECIES_DENSITY/pcd(0)=0

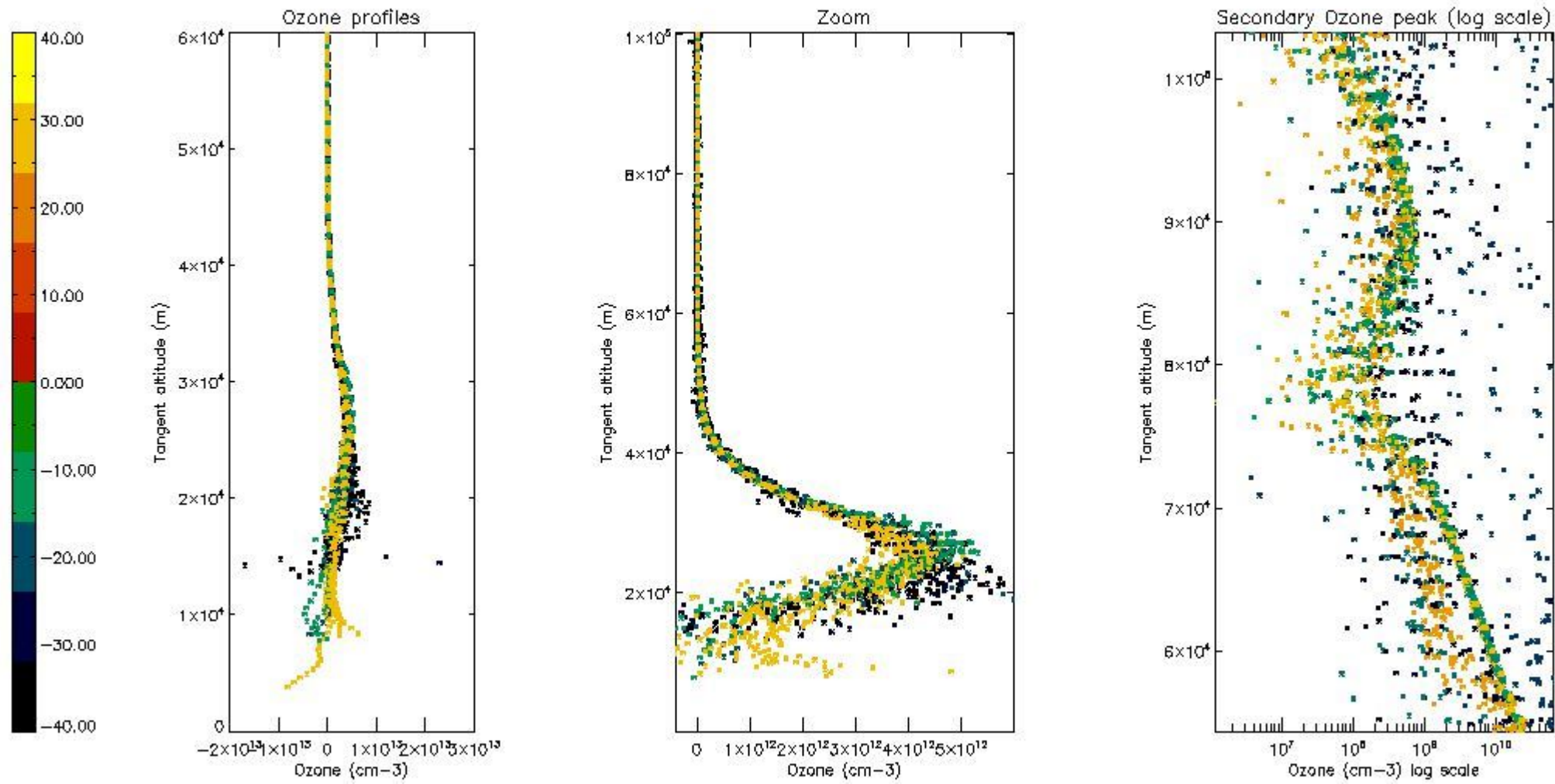
So, the table below shows the percentage of dark limb and valid observations for each criteria with respect to the overall valid daily observations.

| Criteria | % of total production |
|----------|-----------------------|
| All STD | 34 |
| STD < 20 | 16 |

| | |
|----------|----|
| STD < 10 | 11 |
| STD < 5 | 7 |

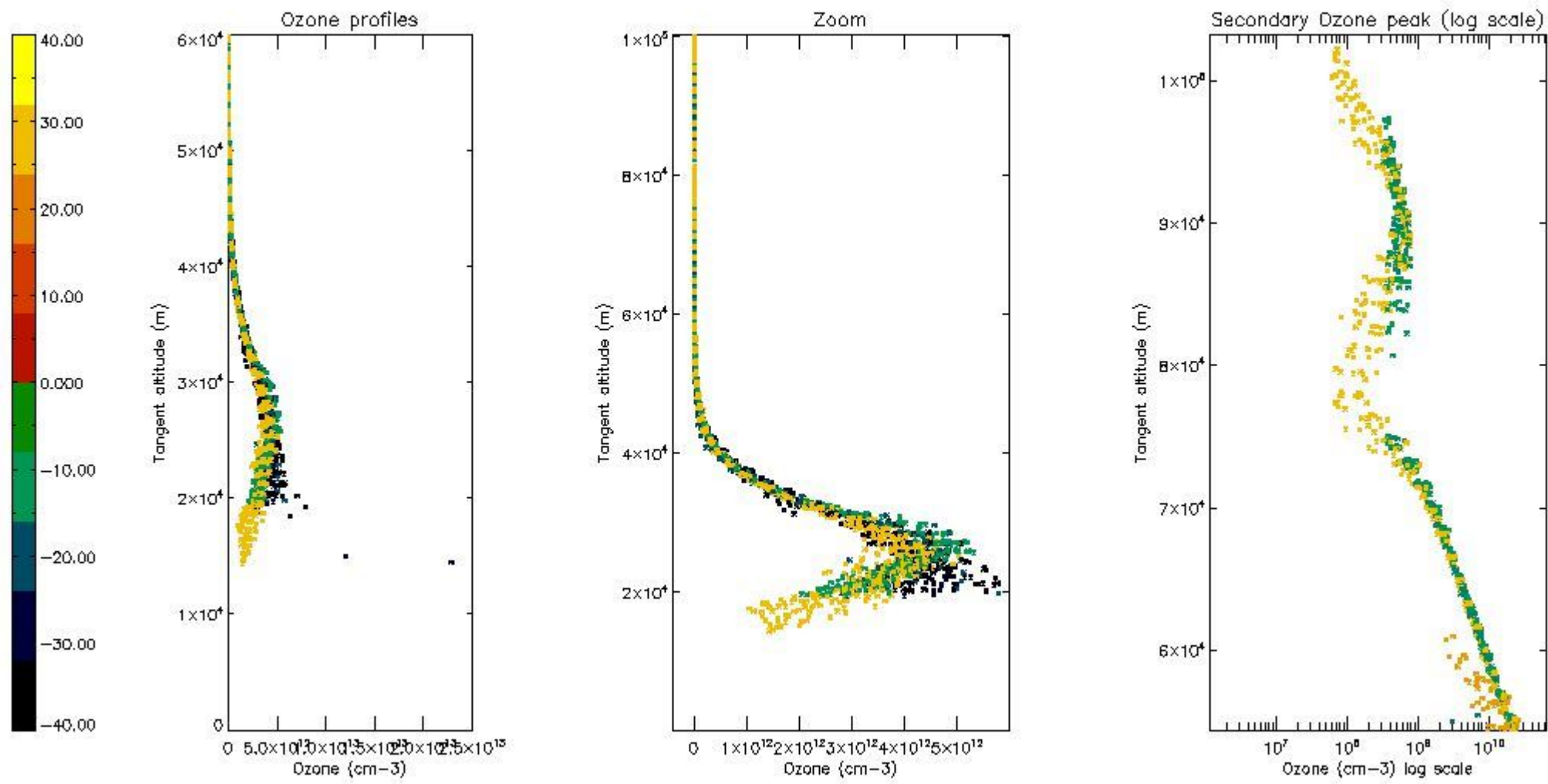
5.2 Plot ozone profiles for all STD (dark without errors)

The colorbar represents the latitude.



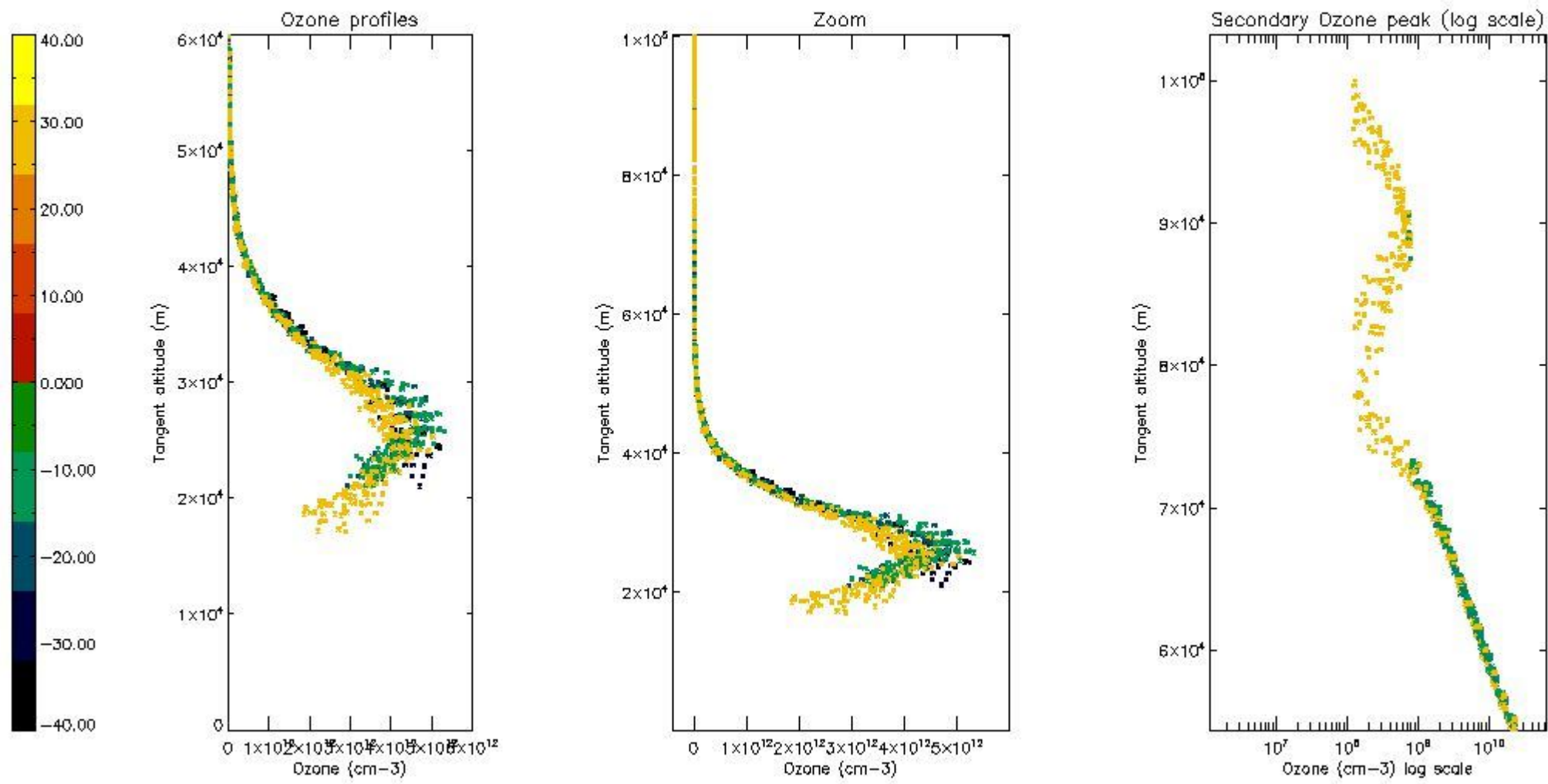
5.3 Plot ozone profiles where STD < 20% (dark without errors)

The colorbar represents the latitude.



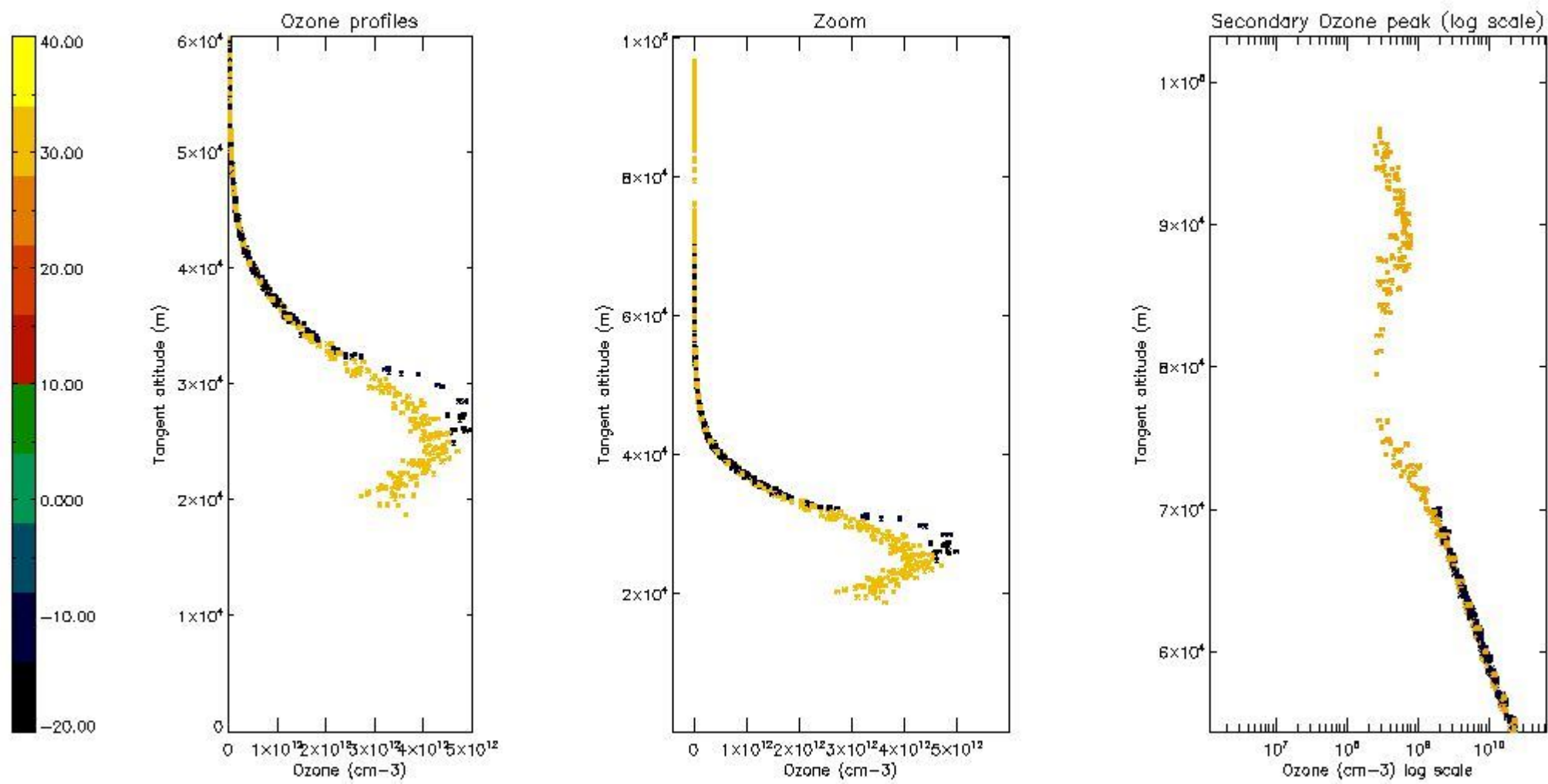
5.4 Plot ozone profiles where $STD < 10\%$ (dark without errors)

The colorbar represents the latitude.



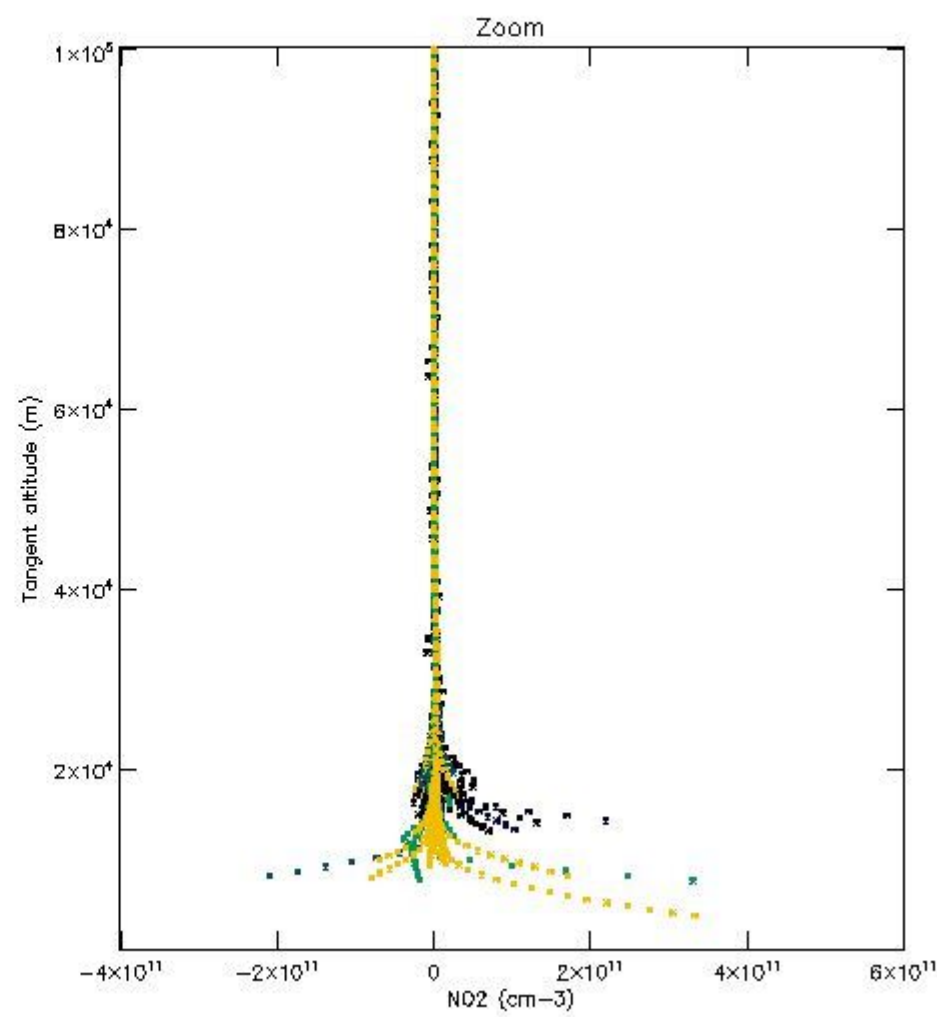
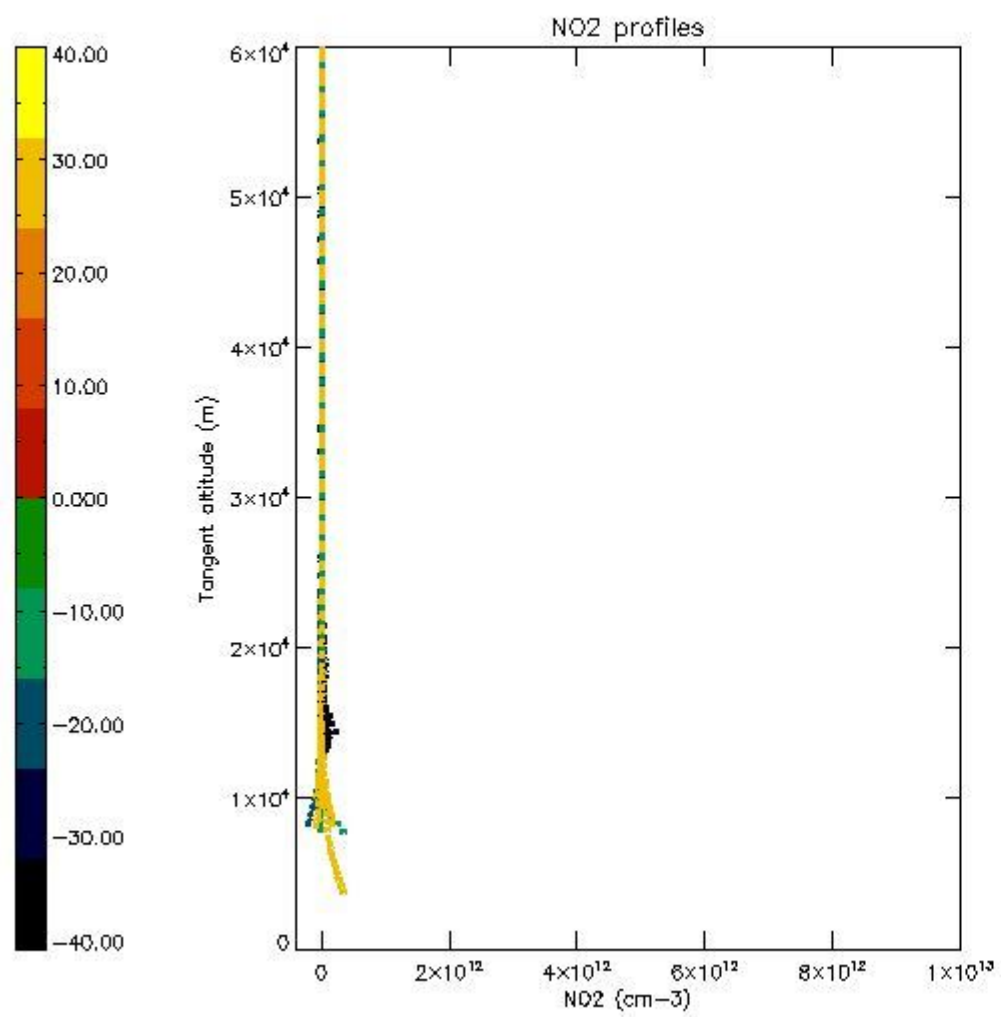
5.5 Plot ozone profiles where STD < 5% (dark without errors)

The colorbar represents the latitude.



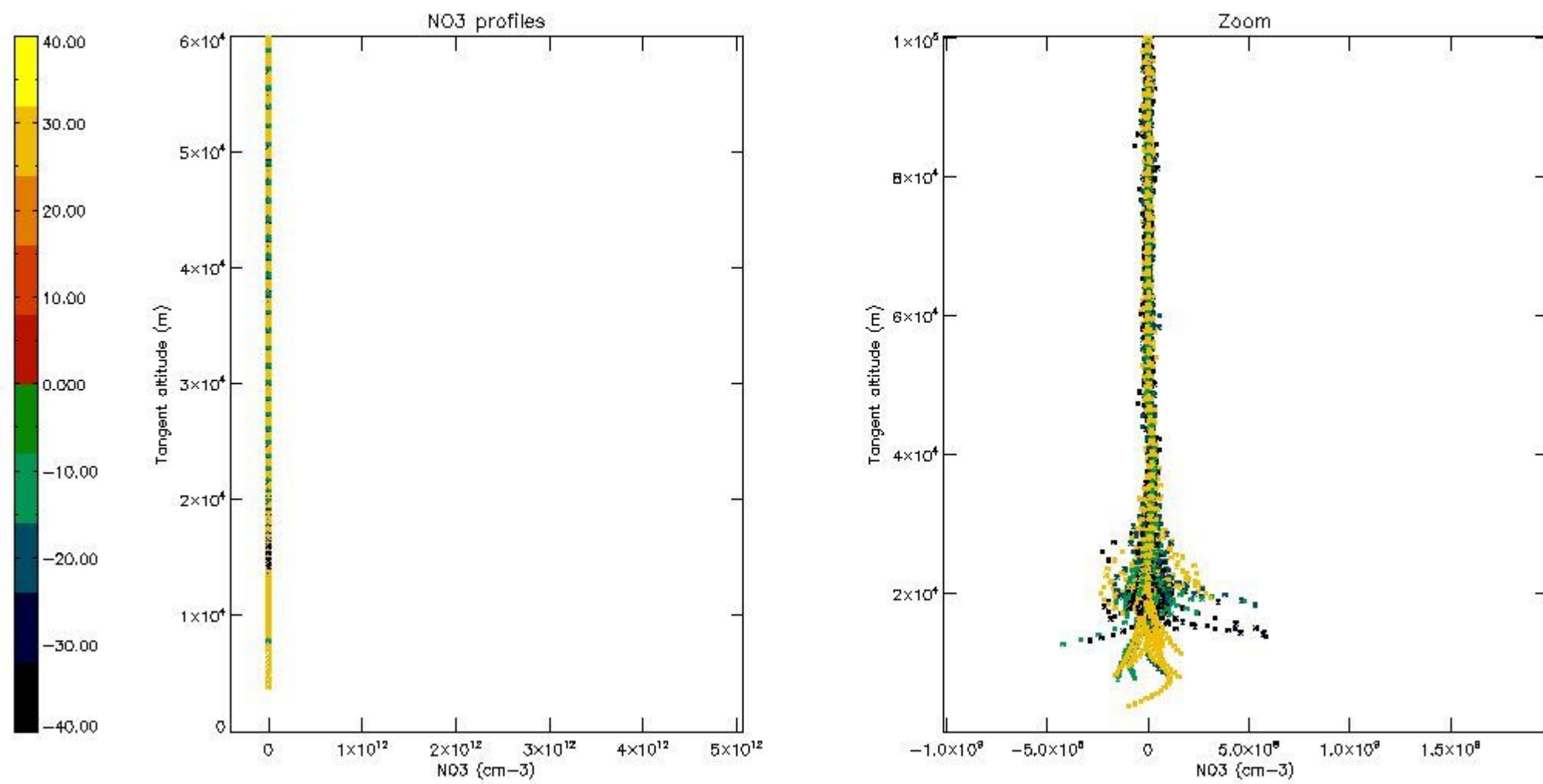
5.6 Plot NO₂ profiles for all STD (dark without errors)

The colorbar represents the latitude.



5.7 Plot NO3 profiles for all STD (dark without errors)

The colorbar represents the latitude.



6. Auxiliary Data Files used for the production reported in section 2

The number reported in the third column indicates since which file (see list in section 2) the corresponding auxiliary file has been used. The fourth column is the date of those product files.

| Type | Auxiliary Filename | Used since product | Used since product date |
|---------------------------|---|--------------------|-------------------------|
| INST_PHYS_CHARACTERISTICS | GOM_INS_AXVIEC20091111_143220_20030716_120000_20500101_000000 | 1 | 26-OCT-2007 00:04:25 |
| LEVEL-2_PROC_CONFIG | GOM_PR2_AXVIEC20091111_152718_20020301_000000_20500101_000000 | 1 | 26-OCT-2007 00:04:25 |
| CROSS_SECTIONS_FILE | GOM_CRS_AXVIEC20091111_154832_20020301_000000_20500101_000000 | 1 | 26-OCT-2007 00:04:25 |

GOMOS Level 2 Daily Report

SUMMARY

[1. General Info](#)

[2. Summary of processed GOM_NL_2P products](#)

[3. Level 2 Quality information per product](#)

[3.1 Plot of level 2 quality information per product \(time dependant\)](#)

[3.2 Plot of level 2 quality information per product \(world map\)](#)

[4. Level 1 Quality information per product \(stored on level 2 products\)](#)

[4.1 Plot of level 1 quality information per product \(time dependant\)](#)

[4.1.1 Plot of level 1 quality information per product \(time dependant\): ASCENDING](#)

[4.1.2 Plot of level 1 quality information per product \(time dependant\): DESCENDING](#)

[4.2 Plot of level 1 quality information per product \(world map\)](#)

[4.2.1 Plot of level 1 quality information per product \(world map\): ASCENDING](#)

[4.2.2 Plot of level 1 quality information per product \(world map\): DESCENDING](#)

[5. Ozone profiles based on quality statistics and other trace gas profiles](#)

[5.1 Ozone statistics based on quality of products](#)

[5.2 Plot ozone profiles for all STD \(dark without errors\)](#)

[5.3 Plot ozone profiles where STD < 20% \(dark without errors\)](#)

[5.4. Plot ozone profiles where STD < 10% \(dark without errors\)](#)

[5.5. Plot ozone profiles where STD < 5% \(dark without errors\)](#)

[5.6 Plot NO2 profiles for all STD \(dark without errors\)](#)

[5.7 Plot NO3 profiles for all STD \(dark without errors\)](#)

[5.8 Plot H2O profiles \(only for occultations of stars 1,2,3,4,13,14,16,26,63 dark without errors\) for all STD](#)

[6. Auxiliary Data Files used for the production reported in section 2](#)

This report presents the daily analysis on parameters extracted from GOMOS level 2 data (GOM_NL__2P). It is intended to monitor some important parameters that will impact the quality of these products. A list of level 2 products (and content) that have arrived during the reporting day to the PCF is also given.

| Item | Value |
|---------------------------|---------------------------------|
| Time of report generation | 23APR2013 09:24:49 |
| Data source version | GOMOS/6.01 |
| Start time of products | 26-10-2007 (26OCT2007 00:00:00) |
| Stop time of products | 27-10-2007 (27OCT2007 00:00:00) |
| Store outputs in DB | Yes |
| Nb of level 2 prods | 266 |
| Nb of prods with errors | 0 |

2. Summary of processed GOM_NL__2P products.

| Nr | Filename | UTC Start time | Limb | Duration | Star Id | Star Name | Star Mag | Star Temp | Nb Meas | Orbit | Prod. error |
|----|--|----------------------|------------|----------|---------|-----------|----------|-----------|---------|-------|-------------|
| 1 | GOM_NL__2PRFIN20071026_000425_000000472062_00445_29557_7517.N1 | 26-OCT-2007 00:04:25 | Dark | 46.500 | 65 | Lam Vel | 2.2040 | 4400.0 | 93 | 29557 | No |
| 2 | GOM_NL__2PRFIN20071026_000716_000000402062_00446_29558_7506.N1 | 26-OCT-2007 00:07:16 | Dark | 40.000 | 46 | Del Vel | 1.9540 | 10600. | 80 | 29558 | No |
| 3 | GOM_NL__2PRFIN20071026_000900_000000382062_00446_29558_7507.N1 | 26-OCT-2007 00:09:00 | Dark | 38.000 | 29 | Bet Car | 1.6720 | 10200. | 76 | 29558 | No |
| 4 | GOM_NL__2PRFIN20071026_002001_000000382062_00446_29558_7508.N1 | 26-OCT-2007 00:20:01 | Dark | 38.000 | 143 | Alp Hyi | 2.8570 | 7200.0 | 76 | 29558 | No |
| 5 | GOM_NL__2PRFIN20071026_002125_000000392062_00446_29558_7509.N1 | 26-OCT-2007 00:21:25 | Dark | 38.500 | 9 | Alp Eri | 0.45300 | 24000. | 77 | 29558 | No |
| 6 | GOM_NL__2PRFIN20071026_003249_000000432062_00446_29558_7510.N1 | 26-OCT-2007 00:32:49 | Straylight | 43.000 | 52 | 16Bet Cet | 2.0370 | 4500.0 | 86 | 29558 | No |
| 7 | GOM_NL__2PRFIN20071026_004218_000000362062_00446_29558_7511.N1 | 26-OCT-2007 00:42:18 | Bright | 35.500 | 140 | 88Gam Peg | 2.8340 | 26000. | 71 | 29558 | No |
| 8 | GOM_NL__2PRFIN20071026_004611_000000362062_00446_29558_7512.N1 | 26-OCT-2007 00:46:11 | Bright | 35.500 | 58 | 21Alp And | 2.0730 | 11000. | 71 | 29558 | No |
| 9 | GOM_NL__2PRFIN20071026_004803_000000392062_00446_29558_7513.N1 | 26-OCT-2007 00:48:03 | Bright | 39.000 | 53 | 43Bet And | 2.0480 | 3300.0 | 78 | 29558 | No |
| 10 | GOM_NL__2PRFIN20071026_005350_000000372062_00446_29558_7514.N1 | 26-OCT-2007 00:53:50 | Bright | 37.000 | 68 | 18Alp Cas | 2.2250 | 4500.0 | 74 | 29558 | No |
| 11 | GOM_NL__2PRFIN20071026_005505_000000342062_00446_29558_7515.N1 | 26-OCT-2007 00:55:05 | Bright | 33.500 | 76 | 27Gam Cas | 2.3000 | 30000. | 67 | 29558 | No |
| 12 | GOM_NL__2PRFIN20071026_010305_000000332062_00446_29558_7516.N1 | 26-OCT-2007 01:03:05 | Bright | 33.000 | 49 | 1Alp UMi | 1.9900 | 6300.0 | 66 | 29558 | No |
| 13 | GOM_NL__2PRFIN20071026_010636_000000342062_00446_29558_7517.N1 | 26-OCT-2007 01:06:36 | Bright | 34.000 | 60 | 7Bet UMi | 2.0810 | 3950.0 | 68 | 29558 | No |
| 14 | GOM_NL__2PRFIN20071026_011118_000000372062_00446_29558_7518.N1 | 26-OCT-2007 01:11:18 | Bright | 36.500 | 36 | 50Alp UMa | 1.8000 | 6300.0 | 73 | 29558 | No |
| 15 | GOM_NL__2PRFIN20071026_011254_000000462062_00446_29558_7519.N1 | 26-OCT-2007 01:12:54 | Bright | 46.000 | 82 | 48Bet UMa | 2.3650 | 10600. | 92 | 29558 | No |
| 16 | GOM_NL__2PRFIN20071026_011627_000000372062_00446_29558_7520.N1 | 26-OCT-2007 01:16:27 | Bright | 36.500 | 174 | 52Psi UMa | 3.0040 | 4400.0 | 73 | 29558 | No |
| 17 | GOM_NL__2PRFIN20071026_012331_000000342062_00446_29558_7521.N1 | 26-OCT-2007 01:23:31 | Bright | 33.500 | 96 | 68Del Leo | 2.5600 | 9300.0 | 67 | 29558 | No |
| 18 | GOM_NL__2PRFIN20071026_014310_000000392062_00446_29558_7522.N1 | 26-OCT-2007 01:43:10 | Dark | 39.000 | 113 | Mu Vel | 2.6920 | 5000.0 | 78 | 29558 | No |
| 19 | GOM_NL__2PRFIN20071026_014502_000000482062_00446_29558_7523.N1 | 26-OCT-2007 01:45:02 | Dark | 47.500 | 65 | Lam Vel | 2.2040 | 4400.0 | 95 | 29558 | No |
| 20 | GOM_NL__2PRFIN20071026_014753_000000402062_00447_29559_7533.N1 | 26-OCT-2007 01:47:53 | Dark | 39.500 | 46 | Del Vel | 1.9540 | 10600. | 79 | 29559 | No |
| 21 | GOM_NL__2PRFIN20071026_014936_000000382062_00447_29559_7534.N1 | 26-OCT-2007 01:49:36 | Dark | 38.000 | 29 | Bet Car | 1.6720 | 10200. | 76 | 29559 | No |
| 22 | GOM_NL__2PRFIN20071026_020037_000000372062_00447_29559_7535.N1 | 26-OCT-2007 02:00:37 | Dark | 36.500 | 143 | Alp Hyi | 2.8570 | 7200.0 | 73 | 29559 | No |
| 23 | GOM_NL__2PRFIN20071026_020201_000000382062_00447_29559_7536.N1 | 26-OCT-2007 02:02:01 | Dark | 37.500 | 9 | Alp Eri | 0.45300 | 24000. | 75 | 29559 | No |
| 24 | GOM_NL__2PRFIN20071026_021325_000000452062_00447_29559_7537.N1 | 26-OCT-2007 02:13:25 | Straylight | 44.500 | 52 | 16Bet Cet | 2.0370 | 4500.0 | 89 | 29559 | No |
| 25 | GOM_NL__2PRFIN20071026_022254_000000352062_00447_29559_7538.N1 | 26-OCT-2007 02:22:54 | Bright | 35.000 | 140 | 88Gam Peg | 2.8340 | 26000. | 70 | 29559 | No |
| 26 | GOM_NL__2PRFIN20071026_022647_000000372062_00447_29559_7539.N1 | 26-OCT-2007 02:26:47 | Bright | 36.500 | 58 | 21Alp And | 2.0730 | 11000. | 73 | 29559 | No |
| 27 | GOM_NL__2PRFIN20071026_022839_000000382062_00447_29559_7540.N1 | 26-OCT-2007 02:28:39 | Bright | 37.500 | 53 | 43Bet And | 2.0480 | 3300.0 | 75 | 29559 | No |
| 28 | GOM_NL__2PRFIN20071026_023425_000000362062_00447_29559_7541.N1 | 26-OCT-2007 02:34:25 | Bright | 36.000 | 68 | 18Alp Cas | 2.2250 | 4500.0 | 72 | 29559 | No |
| 29 | GOM_NL__2PRFIN20071026_023541_000000362062_00447_29559_7542.N1 | 26-OCT-2007 02:35:41 | Bright | 36.000 | 76 | 27Gam Cas | 2.3000 | 30000. | 72 | 29559 | No |
| 30 | GOM_NL__2PRFIN20071026_024340_000000362062_00447_29559_7543.N1 | 26-OCT-2007 02:43:40 | Bright | 35.500 | 49 | 1Alp UMi | 1.9900 | 6300.0 | 71 | 29559 | No |
| 31 | GOM_NL__2PRFIN20071026_024712_000000362062_00447_29559_7544.N1 | 26-OCT-2007 02:47:12 | Bright | 35.500 | 60 | 7Bet UMi | 2.0810 | 3950.0 | 71 | 29559 | No |
| 32 | GOM_NL__2PRFIN20071026_025154_000000382062_00447_29559_7545.N1 | 26-OCT-2007 02:51:54 | Bright | 37.500 | 36 | 50Alp UMa | 1.8000 | 6300.0 | 75 | 29559 | No |
| 33 | GOM_NL__2PRFIN20071026_025329_000000372062_00447_29559_7546.N1 | 26-OCT-2007 02:53:29 | Bright | 37.000 | 82 | 48Bet UMa | 2.3650 | 10600. | 74 | 29559 | No |
| 34 | GOM_NL__2PRFIN20071026_025703_000000542062_00447_29559_7547.N1 | 26-OCT-2007 02:57:03 | Bright | 54.000 | 174 | 52Psi UMa | 3.0040 | 4400.0 | 108 | 29559 | No |
| 35 | GOM_NL__2PRFIN20071026_030407_000000352062_00447_29559_7548.N1 | 26-OCT-2007 03:04:07 | Bright | 35.000 | 96 | 68Del Leo | 2.5600 | 9300.0 | 70 | 29559 | No |
| 36 | GOM_NL__2PRFIN20071026_032346_000000382062_00447_29559_7549.N1 | 26-OCT-2007 03:23:46 | Dark | 37.500 | 113 | Mu Vel | 2.6920 | 5000.0 | 75 | 29559 | No |
| 37 | GOM_NL__2PRFIN20071026_032539_000000522062_00447_29559_7550.N1 | 26-OCT-2007 03:25:39 | Dark | 52.000 | 65 | Lam Vel | 2.2040 | 4400.0 | 104 | 29559 | No |
| 38 | GOM_NL__2PRFIN20071026_032839_000000362062_00448_29560_7540.N1 | 26-OCT-2007 03:28:39 | Dark | 36.000 | 159 | Ups Car | 2.9200 | 7200.0 | 72 | 29560 | No |
| 39 | GOM_NL__2PRFIN20071026_033013_000000372062_00448_29560_7541.N1 | 26-OCT-2007 03:30:13 | Dark | 37.000 | 29 | Bet Car | 1.6720 | 10200. | 74 | 29560 | No |
| 40 | GOM_NL__2PRFIN20071026_034113_000000372062_00448_29560_7542.N1 | 26-OCT-2007 03:41:13 | Dark | 36.500 | 143 | Alp Hyi | 2.8570 | 7200.0 | 73 | 29560 | No |
| 41 | GOM_NL__2PRFIN20071026_034238_000000422062_00448_29560_7543.N1 | 26-OCT-2007 03:42:38 | Dark | 42.000 | 9 | Alp Eri | 0.45300 | 24000. | 84 | 29560 | No |
| 42 | GOM_NL__2PRFIN20071026_034540_000000252062_00448_29560_7544.N1 | 26-OCT-2007 03:45:40 | Straylight | 25.000 | 157 | The1Eri | 2.9060 | 9300.0 | 50 | 29560 | No |

| | | | | | | | | | | | |
|-----|--|----------------------|------------|--------|-----|-----------|---------|--------|-----|-------|----|
| 43 | GOM_NL__2PRFIN20071026_035401_000000442062_00448_29560_7545.N1 | 26-OCT-2007 03:54:01 | Straylight | 43.500 | 52 | 16Bet Cet | 2.0370 | 4500.0 | 87 | 29560 | No |
| 44 | GOM_NL__2PRFIN20071026_040330_000000362062_00448_29560_7546.N1 | 26-OCT-2007 04:03:30 | Bright | 36.000 | 140 | 88Gam Peg | 2.8340 | 26000. | 72 | 29560 | No |
| 45 | GOM_NL__2PRFIN20071026_040723_000000362062_00448_29560_7547.N1 | 26-OCT-2007 04:07:23 | Bright | 35.500 | 58 | 21Alp And | 2.0730 | 11000. | 71 | 29560 | No |
| 46 | GOM_NL__2PRFIN20071026_040914_000000362062_00448_29560_7548.N1 | 26-OCT-2007 04:09:14 | Bright | 36.000 | 53 | 43Bet And | 2.0480 | 3300.0 | 72 | 29560 | No |
| 47 | GOM_NL__2PRFIN20071026_041502_000000372062_00448_29560_7549.N1 | 26-OCT-2007 04:15:02 | Bright | 37.000 | 68 | 18Alp Cas | 2.2250 | 4500.0 | 74 | 29560 | No |
| 48 | GOM_NL__2PRFIN20071026_041617_000000362062_00448_29560_7550.N1 | 26-OCT-2007 04:16:17 | Bright | 35.500 | 76 | 27Gam Cas | 2.3000 | 30000. | 71 | 29560 | No |
| 49 | GOM_NL__2PRFIN20071026_042417_000000332062_00448_29560_7551.N1 | 26-OCT-2007 04:24:17 | Bright | 33.000 | 49 | 1Alp UMi | 1.9900 | 6300.0 | 66 | 29560 | No |
| 50 | GOM_NL__2PRFIN20071026_042749_000000362062_00448_29560_7552.N1 | 26-OCT-2007 04:27:49 | Bright | 35.500 | 60 | 7Bet UMi | 2.0810 | 3950.0 | 71 | 29560 | No |
| 51 | GOM_NL__2PRFIN20071026_043230_000000382062_00448_29560_7553.N1 | 26-OCT-2007 04:32:30 | Bright | 37.500 | 36 | 50Alp UMa | 1.8000 | 6300.0 | 75 | 29560 | No |
| 52 | GOM_NL__2PRFIN20071026_043405_000000502062_00448_29560_7554.N1 | 26-OCT-2007 04:34:05 | Bright | 49.500 | 82 | 48Bet UMa | 2.3650 | 10600. | 99 | 29560 | No |
| 53 | GOM_NL__2PRFIN20071026_043739_000000382062_00448_29560_7555.N1 | 26-OCT-2007 04:37:39 | Bright | 37.500 | 174 | 52Psi UMa | 3.0040 | 4400.0 | 75 | 29560 | No |
| 54 | GOM_NL__2PRFIN20071026_044444_000000362062_00448_29560_7556.N1 | 26-OCT-2007 04:44:44 | Bright | 35.500 | 96 | 68Del Leo | 2.5600 | 9300.0 | 71 | 29560 | No |
| 55 | GOM_NL__2PRFIN20071026_050423_000000392062_00448_29560_7557.N1 | 26-OCT-2007 05:04:23 | Dark | 38.500 | 113 | Mu Vel | 2.6920 | 5000.0 | 77 | 29560 | No |
| 56 | GOM_NL__2PRFIN20071026_050615_000000432062_00448_29560_7558.N1 | 26-OCT-2007 05:06:15 | Dark | 43.000 | 65 | Lam Vel | 2.2040 | 4400.0 | 86 | 29560 | No |
| 57 | GOM_NL__2PRFIN20071026_050915_000000372062_00449_29561_7561.N1 | 26-OCT-2007 05:09:15 | Dark | 37.000 | 159 | Ups Car | 2.9200 | 7200.0 | 74 | 29561 | No |
| 58 | GOM_NL__2PRFIN20071026_051049_000000472062_00449_29561_7562.N1 | 26-OCT-2007 05:10:49 | Dark | 47.000 | 29 | Bet Car | 1.6720 | 10200. | 94 | 29561 | No |
| 59 | GOM_NL__2PRFIN20071026_052149_000000362062_00449_29561_7563.N1 | 26-OCT-2007 05:21:49 | Dark | 35.500 | 143 | Alp Hyi | 2.8570 | 7200.0 | 71 | 29561 | No |
| 60 | GOM_NL__2PRFIN20071026_052314_000000522062_00449_29561_7564.N1 | 26-OCT-2007 05:23:14 | Dark | 51.500 | 9 | Alp Eri | 0.45300 | 24000. | 103 | 29561 | No |
| 61 | GOM_NL__2PRFIN20071026_052617_000000252062_00449_29561_7565.N1 | 26-OCT-2007 05:26:17 | Straylight | 25.000 | 157 | The1Eri | 2.9060 | 9300.0 | 50 | 29561 | No |
| 62 | GOM_NL__2PRFIN20071026_053437_000000452062_00449_29561_7566.N1 | 26-OCT-2007 05:34:37 | Straylight | 44.500 | 52 | 16Bet Cet | 2.0370 | 4500.0 | 89 | 29561 | No |
| 63 | GOM_NL__2PRFIN20071026_054406_000000362062_00449_29561_7567.N1 | 26-OCT-2007 05:44:06 | Bright | 36.000 | 140 | 88Gam Peg | 2.8340 | 26000. | 72 | 29561 | No |
| 64 | GOM_NL__2PRFIN20071026_054759_000000352062_00449_29561_7568.N1 | 26-OCT-2007 05:47:59 | Bright | 34.500 | 58 | 21Alp And | 2.0730 | 11000. | 69 | 29561 | No |
| 65 | GOM_NL__2PRFIN20071026_054950_000000402062_00449_29561_7569.N1 | 26-OCT-2007 05:49:50 | Bright | 39.500 | 53 | 43Bet And | 2.0480 | 3300.0 | 79 | 29561 | No |
| 66 | GOM_NL__2PRFIN20071026_055537_000000382062_00449_29561_7570.N1 | 26-OCT-2007 05:55:37 | Bright | 37.500 | 68 | 18Alp Cas | 2.2250 | 4500.0 | 75 | 29561 | No |
| 67 | GOM_NL__2PRFIN20071026_055653_000000362062_00449_29561_7571.N1 | 26-OCT-2007 05:56:53 | Bright | 35.500 | 76 | 27Gam Cas | 2.3000 | 30000. | 71 | 29561 | No |
| 68 | GOM_NL__2PRFIN20071026_060453_000000382062_00449_29561_7572.N1 | 26-OCT-2007 06:04:53 | Bright | 37.500 | 49 | 1Alp UMi | 1.9900 | 6300.0 | 75 | 29561 | No |
| 69 | GOM_NL__2PRFIN20071026_060825_000000372062_00449_29561_7573.N1 | 26-OCT-2007 06:08:25 | Bright | 37.000 | 60 | 7Bet UMi | 2.0810 | 3950.0 | 74 | 29561 | No |
| 70 | GOM_NL__2PRFIN20071026_061306_000000392062_00449_29561_7574.N1 | 26-OCT-2007 06:13:06 | Bright | 38.500 | 36 | 50Alp UMa | 1.8000 | 6300.0 | 77 | 29561 | No |
| 71 | GOM_NL__2PRFIN20071026_061441_000000542062_00449_29561_7575.N1 | 26-OCT-2007 06:14:41 | Bright | 54.000 | 82 | 48Bet UMa | 2.3650 | 10600. | 108 | 29561 | No |
| 72 | GOM_NL__2PRFIN20071026_061815_000000362062_00449_29561_7576.N1 | 26-OCT-2007 06:18:15 | Bright | 35.500 | 174 | 52Psi UMa | 3.0040 | 4400.0 | 71 | 29561 | No |
| 73 | GOM_NL__2PRFIN20071026_062520_000000362062_00449_29561_7577.N1 | 26-OCT-2007 06:25:20 | Bright | 35.500 | 96 | 68Del Leo | 2.5600 | 9300.0 | 71 | 29561 | No |
| 74 | GOM_NL__2PRFIN20071026_064459_000000402062_00449_29561_7578.N1 | 26-OCT-2007 06:44:59 | Dark | 39.500 | 113 | Mu Vel | 2.6920 | 5000.0 | 79 | 29561 | No |
| 75 | GOM_NL__2PRFIN20071026_064652_000000462062_00449_29561_7579.N1 | 26-OCT-2007 06:46:52 | Dark | 46.000 | 65 | Lam Vel | 2.2040 | 4400.0 | 92 | 29561 | No |
| 76 | GOM_NL__2PRFIN20071026_064951_000000382062_00450_29562_7580.N1 | 26-OCT-2007 06:49:51 | Dark | 37.500 | 159 | Ups Car | 2.9200 | 7200.0 | 75 | 29562 | No |
| 77 | GOM_NL__2PRFIN20071026_065125_000000372062_00450_29562_7581.N1 | 26-OCT-2007 06:51:25 | Dark | 37.000 | 29 | Bet Car | 1.6720 | 10200. | 74 | 29562 | No |
| 78 | GOM_NL__2PRFIN20071026_070226_000000392062_00450_29562_7582.N1 | 26-OCT-2007 07:02:26 | Dark | 38.500 | 143 | Alp Hyi | 2.8570 | 7200.0 | 77 | 29562 | No |
| 79 | GOM_NL__2PRFIN20071026_070350_000000452062_00450_29562_7583.N1 | 26-OCT-2007 07:03:50 | Dark | 44.500 | 9 | Alp Eri | 0.45300 | 24000. | 89 | 29562 | No |
| 80 | GOM_NL__2PRFIN20071026_070653_000000302062_00450_29562_7584.N1 | 26-OCT-2007 07:06:53 | Straylight | 30.000 | 157 | The1Eri | 2.9060 | 9300.0 | 60 | 29562 | No |
| 81 | GOM_NL__2PRFIN20071026_071513_000000422062_00450_29562_7585.N1 | 26-OCT-2007 07:15:13 | Straylight | 42.000 | 52 | 16Bet Cet | 2.0370 | 4500.0 | 84 | 29562 | No |
| 82 | GOM_NL__2PRFIN20071026_072442_000000352062_00450_29562_7586.N1 | 26-OCT-2007 07:24:42 | Bright | 34.500 | 140 | 88Gam Peg | 2.8340 | 26000. | 69 | 29562 | No |
| 83 | GOM_NL__2PRFIN20071026_072835_000000352062_00450_29562_7587.N1 | 26-OCT-2007 07:28:35 | Bright | 34.500 | 58 | 21Alp And | 2.0730 | 11000. | 69 | 29562 | No |
| 84 | GOM_NL__2PRFIN20071026_073026_000000372062_00450_29562_7588.N1 | 26-OCT-2007 07:30:26 | Bright | 36.500 | 53 | 43Bet And | 2.0480 | 3300.0 | 73 | 29562 | No |
| 85 | GOM_NL__2PRFIN20071026_073613_000000372062_00450_29562_7589.N1 | 26-OCT-2007 07:36:13 | Bright | 37.000 | 68 | 18Alp Cas | 2.2250 | 4500.0 | 74 | 29562 | No |
| 86 | GOM_NL__2PRFIN20071026_073729_000000362062_00450_29562_7590.N1 | 26-OCT-2007 07:37:29 | Bright | 35.500 | 76 | 27Gam Cas | 2.3000 | 30000. | 71 | 29562 | No |
| 87 | GOM_NL__2PRFIN20071026_074529_000000332062_00450_29562_7591.N1 | 26-OCT-2007 07:45:29 | Bright | 32.500 | 49 | 1Alp UMi | 1.9900 | 6300.0 | 65 | 29562 | No |
| 88 | GOM_NL__2PRFIN20071026_074901_000000342062_00450_29562_7592.N1 | 26-OCT-2007 07:49:01 | Bright | 34.000 | 60 | 7Bet UMi | 2.0810 | 3950.0 | 68 | 29562 | No |
| 89 | GOM_NL__2PRFIN20071026_075342_000000392062_00450_29562_7593.N1 | 26-OCT-2007 07:53:42 | Bright | 38.500 | 36 | 50Alp UMa | 1.8000 | 6300.0 | 77 | 29562 | No |
| 90 | GOM_NL__2PRFIN20071026_075518_000000372062_00450_29562_7594.N1 | 26-OCT-2007 07:55:18 | Bright | 37.000 | 82 | 48Bet UMa | 2.3650 | 10600. | 74 | 29562 | No |
| 91 | GOM_NL__2PRFIN20071026_075851_000000362062_00450_29562_7595.N1 | 26-OCT-2007 07:58:51 | Bright | 36.000 | 174 | 52Psi UMa | 3.0040 | 4400.0 | 72 | 29562 | No |
| 92 | GOM_NL__2PRFIN20071026_080556_000000352062_00450_29562_7596.N1 | 26-OCT-2007 08:05:56 | Bright | 35.000 | 96 | 68Del Leo | 2.5600 | 9300.0 | 70 | 29562 | No |
| 93 | GOM_NL__2PRFIN20071026_082535_000000392062_00450_29562_7597.N1 | 26-OCT-2007 08:25:35 | Dark | 39.000 | 113 | Mu Vel | 2.6920 | 5000.0 | 78 | 29562 | No |
| 94 | GOM_NL__2PRFIN20071026_082729_000000402062_00450_29562_7598.N1 | 26-OCT-2007 08:27:29 | Dark | 40.000 | 65 | Lam Vel | 2.2040 | 4400.0 | 80 | 29562 | No |
| 95 | GOM_NL__2PRFIN20071026_083028_000000372062_00451_29563_7586.N1 | 26-OCT-2007 08:30:28 | Dark | 37.000 | 159 | Ups Car | 2.9200 | 7200.0 | 74 | 29563 | No |
| 96 | GOM_NL__2PRFIN20071026_083201_000000402062_00451_29563_7587.N1 | 26-OCT-2007 08:32:01 | Dark | 39.500 | 29 | Bet Car | 1.6720 | 10200. | 79 | 29563 | No |
| 97 | GOM_NL__2PRFIN20071026_084302_000000372062_00451_29563_7588.N1 | 26-OCT-2007 08:43:02 | Dark | 36.500 | 143 | Alp Hyi | 2.8570 | 7200.0 | 73 | 29563 | No |
| 98 | GOM_NL__2PRFIN20071026_084426_000000392062_00451_29563_7589.N1 | 26-OCT-2007 08:44:26 | Dark | 38.500 | 9 | Alp Eri | 0.45300 | 24000. | 77 | 29563 | No |
| 99 | GOM_NL__2PRFIN20071026_084729_000000302062_00451_29563_7590.N1 | 26-OCT-2007 08:47:29 | Straylight | 30.000 | 157 | The1Eri | 2.9060 | 9300.0 | 60 | 29563 | No |
| 100 | GOM_NL__2PRFIN20071026_085549_000000412062_00451_29563_7591.N1 | 26-OCT-2007 08:55:49 | Straylight | 40.500 | 52 | 16Bet Cet | 2.0370 | 4500.0 | 81 | 29563 | No |
| 101 | GOM_NL__2PRFIN20071026_090518_000000362062_00451_29563_7592.N1 | 26-OCT-2007 09:05:18 | Bright | 35.500 | 140 | 88Gam Peg | 2.8340 | 26000. | 71 | 29563 | No |

| | | | | | | | | | | | |
|-----|--|----------------------|------------|--------|-----|-----------|---------|--------|-----|-------|----|
| 102 | GOM_NL__2PRFIN20071026_090911_000000352062_00451_29563_7593.N1 | 26-OCT-2007 09:09:11 | Bright | 35.000 | 58 | 21Alp And | 2.0730 | 11000. | 70 | 29563 | No |
| 103 | GOM_NL__2PRFIN20071026_091102_000000372062_00451_29563_7594.N1 | 26-OCT-2007 09:11:02 | Bright | 37.000 | 53 | 43Bet And | 2.0480 | 3300.0 | 74 | 29563 | No |
| 104 | GOM_NL__2PRFIN20071026_091649_000000362062_00451_29563_7595.N1 | 26-OCT-2007 09:16:49 | Bright | 35.500 | 68 | 18Alp Cas | 2.2250 | 4500.0 | 71 | 29563 | No |
| 105 | GOM_NL__2PRFIN20071026_091805_000000362062_00451_29563_7596.N1 | 26-OCT-2007 09:18:05 | Bright | 35.500 | 76 | 27Gam Cas | 2.3000 | 30000. | 71 | 29563 | No |
| 106 | GOM_NL__2PRFIN20071026_092604_000000332062_00451_29563_7597.N1 | 26-OCT-2007 09:26:04 | Bright | 33.000 | 49 | 1Alp UMi | 1.9900 | 6300.0 | 66 | 29563 | No |
| 107 | GOM_NL__2PRFIN20071026_092937_000000362062_00451_29563_7598.N1 | 26-OCT-2007 09:29:37 | Bright | 35.500 | 60 | 7Bet UMi | 2.0810 | 3950.0 | 71 | 29563 | No |
| 108 | GOM_NL__2PRFIN20071026_093418_000000392062_00451_29563_7599.N1 | 26-OCT-2007 09:34:18 | Bright | 38.500 | 36 | 50Alp UMa | 1.8000 | 6300.0 | 77 | 29563 | No |
| 109 | GOM_NL__2PRFIN20071026_093553_000000382062_00451_29563_7600.N1 | 26-OCT-2007 09:35:53 | Bright | 37.500 | 82 | 48Bet UMa | 2.3650 | 10600. | 75 | 29563 | No |
| 110 | GOM_NL__2PRFIN20071026_093927_000000352062_00451_29563_7601.N1 | 26-OCT-2007 09:39:27 | Bright | 35.000 | 174 | 52Psi UMa | 3.0040 | 4400.0 | 70 | 29563 | No |
| 111 | GOM_NL__2PRFIN20071026_094632_000000362062_00451_29563_7602.N1 | 26-OCT-2007 09:46:32 | Bright | 36.000 | 96 | 68Del Leo | 2.5600 | 9300.0 | 72 | 29563 | No |
| 112 | GOM_NL__2PRFIN20071026_100612_000000402062_00451_29563_7603.N1 | 26-OCT-2007 10:06:12 | Dark | 40.000 | 113 | Mu Vel | 2.6920 | 5000.0 | 80 | 29563 | No |
| 113 | GOM_NL__2PRFIN20071026_100806_000000402062_00451_29563_7604.N1 | 26-OCT-2007 10:08:06 | Dark | 40.000 | 65 | Lam Vel | 2.2040 | 4400.0 | 80 | 29563 | No |
| 114 | GOM_NL__2PRFIN20071026_101056_000000402062_00452_29564_7647.N1 | 26-OCT-2007 10:10:56 | Dark | 40.000 | 46 | Del Vel | 1.9540 | 10600. | 80 | 29564 | No |
| 115 | GOM_NL__2PRFIN20071026_101238_000000382062_00452_29564_7648.N1 | 26-OCT-2007 10:12:38 | Dark | 37.500 | 29 | Bet Car | 1.6720 | 10200. | 75 | 29564 | No |
| 116 | GOM_NL__2PRFIN20071026_102338_000000372062_00452_29564_7649.N1 | 26-OCT-2007 10:23:38 | Dark | 37.000 | 143 | Alp Hyi | 2.8570 | 7200.0 | 74 | 29564 | No |
| 117 | GOM_NL__2PRFIN20071026_102502_000000432062_00452_29564_7650.N1 | 26-OCT-2007 10:25:02 | Dark | 43.000 | 9 | Alp Eri | 0.45300 | 24000. | 86 | 29564 | No |
| 118 | GOM_NL__2PRFIN20071026_102806_000000362062_00452_29564_7651.N1 | 26-OCT-2007 10:28:06 | Straylight | 36.000 | 157 | The1Eri | 2.9060 | 9300.0 | 72 | 29564 | No |
| 119 | GOM_NL__2PRFIN20071026_103625_000000432062_00452_29564_7652.N1 | 26-OCT-2007 10:36:25 | Straylight | 43.000 | 52 | 16Bet Cet | 2.0370 | 4500.0 | 86 | 29564 | No |
| 120 | GOM_NL__2PRFIN20071026_104554_000000362062_00452_29564_7653.N1 | 26-OCT-2007 10:45:54 | Bright | 35.500 | 140 | 88Gam Peg | 2.8340 | 26000. | 71 | 29564 | No |
| 121 | GOM_NL__2PRFIN20071026_104947_000000342062_00452_29564_7654.N1 | 26-OCT-2007 10:49:47 | Bright | 34.000 | 58 | 21Alp And | 2.0730 | 11000. | 68 | 29564 | No |
| 122 | GOM_NL__2PRFIN20071026_105138_000000392062_00452_29564_7655.N1 | 26-OCT-2007 10:51:38 | Bright | 38.500 | 53 | 43Bet And | 2.0480 | 3300.0 | 77 | 29564 | No |
| 123 | GOM_NL__2PRFIN20071026_105725_000000372062_00452_29564_7656.N1 | 26-OCT-2007 10:57:25 | Bright | 36.500 | 68 | 18Alp Cas | 2.2250 | 4500.0 | 73 | 29564 | No |
| 124 | GOM_NL__2PRFIN20071026_105840_000000372062_00452_29564_7657.N1 | 26-OCT-2007 10:58:40 | Bright | 37.000 | 76 | 27Gam Cas | 2.3000 | 30000. | 74 | 29564 | No |
| 125 | GOM_NL__2PRFIN20071026_110640_000000372062_00452_29564_7658.N1 | 26-OCT-2007 11:06:40 | Bright | 36.500 | 49 | 1Alp UMi | 1.9900 | 6300.0 | 73 | 29564 | No |
| 126 | GOM_NL__2PRFIN20071026_111013_000000372062_00452_29564_7659.N1 | 26-OCT-2007 11:10:13 | Bright | 37.000 | 60 | 7Bet UMi | 2.0810 | 3950.0 | 74 | 29564 | No |
| 127 | GOM_NL__2PRFIN20071026_111454_000000382062_00452_29564_7660.N1 | 26-OCT-2007 11:14:54 | Bright | 38.000 | 36 | 50Alp UMa | 1.8000 | 6300.0 | 76 | 29564 | No |
| 128 | GOM_NL__2PRFIN20071026_111629_000000462062_00452_29564_7661.N1 | 26-OCT-2007 11:16:29 | Bright | 45.500 | 82 | 48Bet UMa | 2.3650 | 10600. | 91 | 29564 | No |
| 129 | GOM_NL__2PRFIN20071026_112003_000000422062_00452_29564_7662.N1 | 26-OCT-2007 11:20:03 | Bright | 42.000 | 174 | 52Psi UMa | 3.0040 | 4400.0 | 84 | 29564 | No |
| 130 | GOM_NL__2PRFIN20071026_112708_000000362062_00452_29564_7663.N1 | 26-OCT-2007 11:27:08 | Bright | 35.500 | 96 | 68Del Leo | 2.5600 | 9300.0 | 71 | 29564 | No |
| 131 | GOM_NL__2PRFIN20071026_114648_000000412062_00452_29564_7664.N1 | 26-OCT-2007 11:46:48 | Dark | 41.000 | 113 | Mu Vel | 2.6920 | 5000.0 | 82 | 29564 | No |
| 132 | GOM_NL__2PRFIN20071026_114842_000000342062_00452_29564_7665.N1 | 26-OCT-2007 11:48:42 | Dark | 34.000 | 65 | Lam Vel | 2.2040 | 4400.0 | 68 | 29564 | No |
| 133 | GOM_NL__2PRFIN20071026_115132_000000392062_00453_29565_7665.N1 | 26-OCT-2007 11:51:32 | Dark | 39.000 | 46 | Del Vel | 1.9540 | 10600. | 78 | 29565 | No |
| 134 | GOM_NL__2PRFIN20071026_115314_000000422062_00453_29565_7666.N1 | 26-OCT-2007 11:53:14 | Dark | 42.000 | 29 | Bet Car | 1.6720 | 10200. | 84 | 29565 | No |
| 135 | GOM_NL__2PRFIN20071026_120414_000000382062_00453_29565_7667.N1 | 26-OCT-2007 12:04:14 | Dark | 37.500 | 143 | Alp Hyi | 2.8570 | 7200.0 | 75 | 29565 | No |
| 136 | GOM_NL__2PRFIN20071026_120538_000000412062_00453_29565_7668.N1 | 26-OCT-2007 12:05:38 | Dark | 41.000 | 9 | Alp Eri | 0.45300 | 24000. | 82 | 29565 | No |
| 137 | GOM_NL__2PRFIN20071026_120842_000000362062_00453_29565_7669.N1 | 26-OCT-2007 12:08:42 | Straylight | 36.000 | 157 | The1Eri | 2.9060 | 9300.0 | 72 | 29565 | No |
| 138 | GOM_NL__2PRFIN20071026_121701_000000432062_00453_29565_7670.N1 | 26-OCT-2007 12:17:01 | Straylight | 43.000 | 52 | 16Bet Cet | 2.0370 | 4500.0 | 86 | 29565 | No |
| 139 | GOM_NL__2PRFIN20071026_122630_000000352062_00453_29565_7671.N1 | 26-OCT-2007 12:26:30 | Bright | 35.000 | 140 | 88Gam Peg | 2.8340 | 26000. | 70 | 29565 | No |
| 140 | GOM_NL__2PRFIN20071026_123023_000000362062_00453_29565_7672.N1 | 26-OCT-2007 12:30:23 | Bright | 35.500 | 58 | 21Alp And | 2.0730 | 11000. | 71 | 29565 | No |
| 141 | GOM_NL__2PRFIN20071026_123213_000000382062_00453_29565_7673.N1 | 26-OCT-2007 12:32:13 | Bright | 38.000 | 53 | 43Bet And | 2.0480 | 3300.0 | 76 | 29565 | No |
| 142 | GOM_NL__2PRFIN20071026_123801_000000372062_00453_29565_7674.N1 | 26-OCT-2007 12:38:01 | Bright | 37.000 | 68 | 18Alp Cas | 2.2250 | 4500.0 | 74 | 29565 | No |
| 143 | GOM_NL__2PRFIN20071026_123916_000000372062_00453_29565_7675.N1 | 26-OCT-2007 12:39:16 | Bright | 36.500 | 76 | 27Gam Cas | 2.3000 | 30000. | 73 | 29565 | No |
| 144 | GOM_NL__2PRFIN20071026_124716_000000362062_00453_29565_7676.N1 | 26-OCT-2007 12:47:16 | Bright | 35.500 | 49 | 1Alp UMi | 1.9900 | 6300.0 | 71 | 29565 | No |
| 145 | GOM_NL__2PRFIN20071026_125049_000000362062_00453_29565_7677.N1 | 26-OCT-2007 12:50:49 | Bright | 35.500 | 60 | 7Bet UMi | 2.0810 | 3950.0 | 71 | 29565 | No |
| 146 | GOM_NL__2PRFIN20071026_125530_000000372062_00453_29565_7678.N1 | 26-OCT-2007 12:55:30 | Bright | 37.000 | 36 | 50Alp UMa | 1.8000 | 6300.0 | 74 | 29565 | No |
| 147 | GOM_NL__2PRFIN20071026_125705_000000482062_00453_29565_7679.N1 | 26-OCT-2007 12:57:05 | Bright | 47.500 | 82 | 48Bet UMa | 2.3650 | 10600. | 95 | 29565 | No |
| 148 | GOM_NL__2PRFIN20071026_130039_000000552062_00453_29565_7680.N1 | 26-OCT-2007 13:00:39 | Bright | 55.000 | 174 | 52Psi UMa | 3.0040 | 4400.0 | 110 | 29565 | No |
| 149 | GOM_NL__2PRFIN20071026_130744_000000552062_00453_29565_7681.N1 | 26-OCT-2007 13:07:44 | Bright | 55.000 | 96 | 68Del Leo | 2.5600 | 9300.0 | 110 | 29565 | No |
| 150 | GOM_NL__2PRFIN20071026_132724_000000402062_00453_29565_7682.N1 | 26-OCT-2007 13:27:24 | Dark | 40.000 | 113 | Mu Vel | 2.6920 | 5000.0 | 80 | 29565 | No |
| 151 | GOM_NL__2PRFIN20071026_132919_000000342062_00453_29565_7683.N1 | 26-OCT-2007 13:29:19 | Dark | 34.000 | 65 | Lam Vel | 2.2040 | 4400.0 | 68 | 29565 | No |
| 152 | GOM_NL__2PRFIN20071026_133209_000000412062_00454_29566_7694.N1 | 26-OCT-2007 13:32:09 | Dark | 40.500 | 46 | Del Vel | 1.9540 | 10600. | 81 | 29566 | No |
| 153 | GOM_NL__2PRFIN20071026_133350_000000382062_00454_29566_7695.N1 | 26-OCT-2007 13:33:50 | Dark | 37.500 | 29 | Bet Car | 1.6720 | 10200. | 75 | 29566 | No |
| 154 | GOM_NL__2PRFIN20071026_134450_000000372062_00454_29566_7696.N1 | 26-OCT-2007 13:44:50 | Dark | 37.000 | 143 | Alp Hyi | 2.8570 | 7200.0 | 74 | 29566 | No |
| 155 | GOM_NL__2PRFIN20071026_134614_000000462062_00454_29566_7697.N1 | 26-OCT-2007 13:46:14 | Dark | 45.500 | 9 | Alp Eri | 0.45300 | 24000. | 91 | 29566 | No |
| 156 | GOM_NL__2PRFIN20071026_134918_000000392062_00454_29566_7698.N1 | 26-OCT-2007 13:49:18 | Straylight | 38.500 | 157 | The1Eri | 2.9060 | 9300.0 | 77 | 29566 | No |
| 157 | GOM_NL__2PRFIN20071026_135738_000000442062_00454_29566_7699.N1 | 26-OCT-2007 13:57:38 | Straylight | 43.500 | 52 | 16Bet Cet | 2.0370 | 4500.0 | 87 | 29566 | No |
| 158 | GOM_NL__2PRFIN20071026_140706_000000352062_00454_29566_7700.N1 | 26-OCT-2007 14:07:06 | Bright | 34.500 | 140 | 88Gam Peg | 2.8340 | 26000. | 69 | 29566 | No |
| 159 | GOM_NL__2PRFIN20071026_141059_000000372062_00454_29566_7701.N1 | 26-OCT-2007 14:10:59 | Bright | 36.500 | 58 | 21Alp And | 2.0730 | 11000. | 73 | 29566 | No |
| 160 | GOM_NL__2PRFIN20071026_141249_000000392062_00454_29566_7702.N1 | 26-OCT-2007 14:12:49 | Bright | 39.000 | 53 | 43Bet And | 2.0480 | 3300.0 | 78 | 29566 | No |

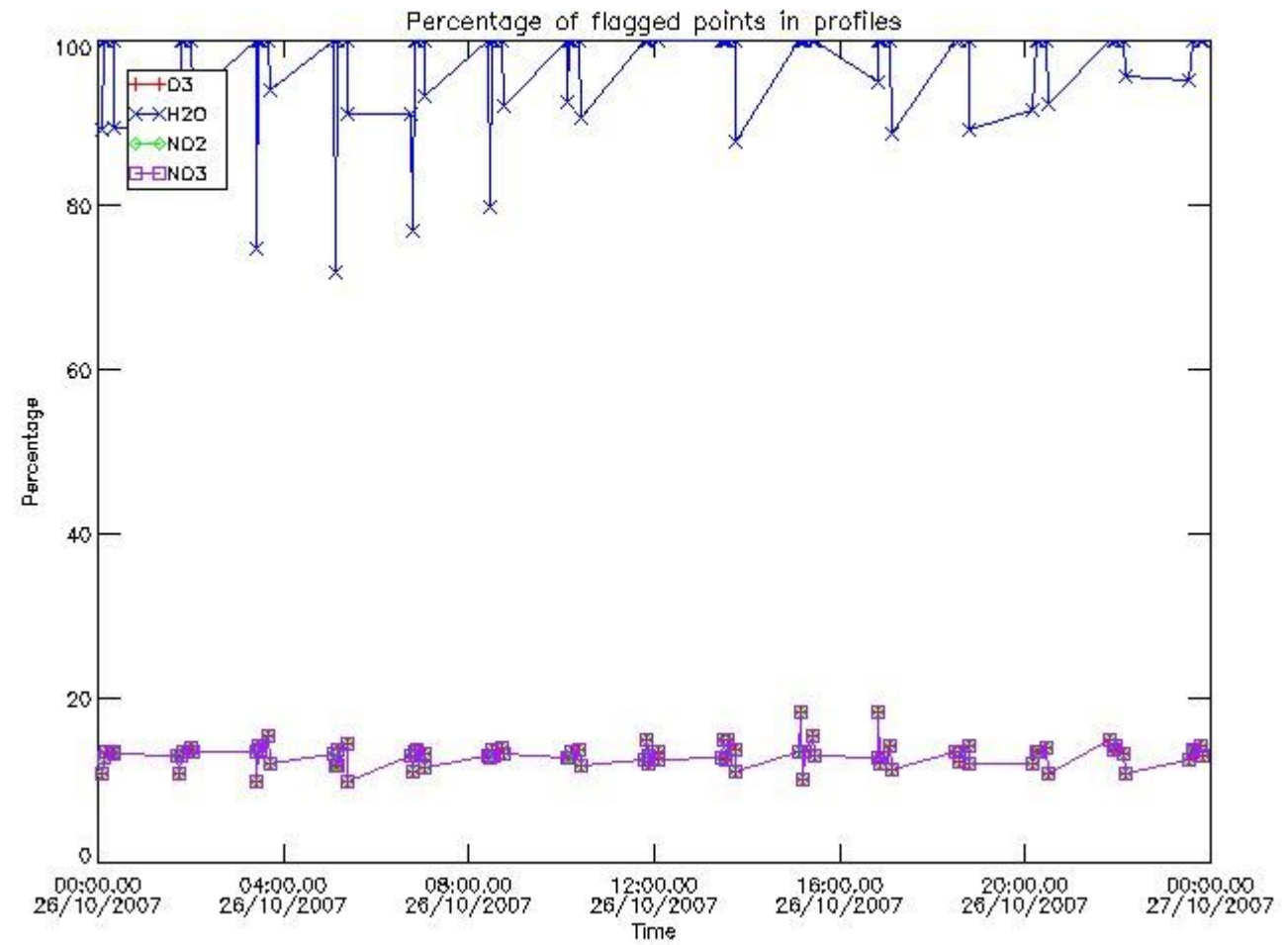
| | | | | | | | | | | | |
|-----|--|----------------------|------------|--------|-----|-----------|---------|--------|-----|-------|----|
| 161 | GOM_NL__2PRFIN20071026_141837_000000362062_00454_29566_7703.N1 | 26-OCT-2007 14:18:37 | Bright | 36.000 | 68 | 18Alp Cas | 2.2250 | 4500.0 | 72 | 29566 | No |
| 162 | GOM_NL__2PRFIN20071026_141952_000000362062_00454_29566_7704.N1 | 26-OCT-2007 14:19:52 | Bright | 35.500 | 76 | 27Gam Cas | 2.3000 | 30000. | 71 | 29566 | No |
| 163 | GOM_NL__2PRFIN20071026_142752_000000342062_00454_29566_7705.N1 | 26-OCT-2007 14:27:52 | Bright | 33.500 | 49 | 1Alp UMi | 1.9900 | 6300.0 | 67 | 29566 | No |
| 164 | GOM_NL__2PRFIN20071026_143125_000000362062_00454_29566_7706.N1 | 26-OCT-2007 14:31:25 | Bright | 36.000 | 60 | 7Bet UMi | 2.0810 | 3950.0 | 72 | 29566 | No |
| 165 | GOM_NL__2PRFIN20071026_143605_000000382062_00454_29566_7707.N1 | 26-OCT-2007 14:36:05 | Bright | 38.000 | 36 | 50Alp UMa | 1.8000 | 6300.0 | 76 | 29566 | No |
| 166 | GOM_NL__2PRFIN20071026_143741_000000542062_00454_29566_7708.N1 | 26-OCT-2007 14:37:41 | Bright | 54.000 | 82 | 48Bet UMa | 2.3650 | 10600. | 108 | 29566 | No |
| 167 | GOM_NL__2PRFIN20071026_144115_000000552062_00454_29566_7709.N1 | 26-OCT-2007 14:41:15 | Bright | 55.000 | 174 | 52Psi UMa | 3.0040 | 4400.0 | 110 | 29566 | No |
| 168 | GOM_NL__2PRFIN20071026_144821_000000552062_00454_29566_7710.N1 | 26-OCT-2007 14:48:21 | Bright | 54.500 | 96 | 68Del Leo | 2.5600 | 9300.0 | 109 | 29566 | No |
| 169 | GOM_NL__2PRFIN20071026_150800_000000382062_00454_29566_7711.N1 | 26-OCT-2007 15:08:00 | Dark | 38.000 | 113 | Mu Vel | 2.6920 | 5000.0 | 76 | 29566 | No |
| 170 | GOM_NL__2PRFIN20071026_150956_000000282062_00454_29566_7712.N1 | 26-OCT-2007 15:09:56 | Dark | 28.000 | 65 | Lam Vel | 2.2040 | 4400.0 | 56 | 29566 | No |
| 171 | GOM_NL__2PRFIN20071026_151245_000000502062_00455_29567_7723.N1 | 26-OCT-2007 15:12:45 | Dark | 50.000 | 46 | Del Vel | 1.9540 | 10600. | 100 | 29567 | No |
| 172 | GOM_NL__2PRFIN20071026_151426_000000382062_00455_29567_7724.N1 | 26-OCT-2007 15:14:26 | Dark | 37.500 | 29 | Bet Car | 1.6720 | 10200. | 75 | 29567 | No |
| 173 | GOM_NL__2PRFIN20071026_152526_000000372062_00455_29567_7725.N1 | 26-OCT-2007 15:25:26 | Dark | 36.500 | 143 | Alp Hyi | 2.8570 | 7200.0 | 73 | 29567 | No |
| 174 | GOM_NL__2PRFIN20071026_152650_000000392062_00455_29567_7726.N1 | 26-OCT-2007 15:26:50 | Dark | 39.000 | 9 | Alp Eri | 0.45300 | 24000. | 78 | 29567 | No |
| 175 | GOM_NL__2PRFIN20071026_152955_000000402062_00455_29567_7727.N1 | 26-OCT-2007 15:29:55 | Straylight | 39.500 | 157 | The1Eri | 2.9060 | 9300.0 | 79 | 29567 | No |
| 176 | GOM_NL__2PRFIN20071026_153814_000000442062_00455_29567_7728.N1 | 26-OCT-2007 15:38:14 | Straylight | 43.500 | 52 | 16Bet Cet | 2.0370 | 4500.0 | 87 | 29567 | No |
| 177 | GOM_NL__2PRFIN20071026_154742_000000342062_00455_29567_7729.N1 | 26-OCT-2007 15:47:42 | Bright | 33.500 | 140 | 88Gam Peg | 2.8340 | 26000. | 67 | 29567 | No |
| 178 | GOM_NL__2PRFIN20071026_155135_000000362062_00455_29567_7730.N1 | 26-OCT-2007 15:51:35 | Bright | 35.500 | 58 | 21Alp And | 2.0730 | 11000. | 71 | 29567 | No |
| 179 | GOM_NL__2PRFIN20071026_155325_000000372062_00455_29567_7731.N1 | 26-OCT-2007 15:53:25 | Bright | 36.500 | 53 | 43Bet And | 2.0480 | 3300.0 | 73 | 29567 | No |
| 180 | GOM_NL__2PRFIN20071026_155913_000000372062_00455_29567_7732.N1 | 26-OCT-2007 15:59:13 | Bright | 37.000 | 68 | 18Alp Cas | 2.2250 | 4500.0 | 74 | 29567 | No |
| 181 | GOM_NL__2PRFIN20071026_160028_000000372062_00455_29567_7733.N1 | 26-OCT-2007 16:00:28 | Bright | 37.000 | 76 | 27Gam Cas | 2.3000 | 30000. | 74 | 29567 | No |
| 182 | GOM_NL__2PRFIN20071026_160828_000000372062_00455_29567_7734.N1 | 26-OCT-2007 16:08:28 | Bright | 37.000 | 49 | 1Alp UMi | 1.9900 | 6300.0 | 74 | 29567 | No |
| 183 | GOM_NL__2PRFIN20071026_161201_000000362062_00455_29567_7735.N1 | 26-OCT-2007 16:12:01 | Bright | 36.000 | 60 | 7Bet UMi | 2.0810 | 3950.0 | 72 | 29567 | No |
| 184 | GOM_NL__2PRFIN20071026_161641_000000392062_00455_29567_7736.N1 | 26-OCT-2007 16:16:41 | Bright | 38.500 | 36 | 50Alp UMa | 1.8000 | 6300.0 | 77 | 29567 | No |
| 185 | GOM_NL__2PRFIN20071026_161817_000000382062_00455_29567_7737.N1 | 26-OCT-2007 16:18:17 | Bright | 37.500 | 82 | 48Bet UMa | 2.3650 | 10600. | 75 | 29567 | No |
| 186 | GOM_NL__2PRFIN20071026_162151_000000362062_00455_29567_7738.N1 | 26-OCT-2007 16:21:51 | Bright | 36.000 | 174 | 52Psi UMa | 3.0040 | 4400.0 | 72 | 29567 | No |
| 187 | GOM_NL__2PRFIN20071026_162857_000000362062_00455_29567_7739.N1 | 26-OCT-2007 16:28:57 | Bright | 35.500 | 96 | 68Del Leo | 2.5600 | 9300.0 | 71 | 29567 | No |
| 188 | GOM_NL__2PRFIN20071026_164837_000000402062_00455_29567_7740.N1 | 26-OCT-2007 16:48:37 | Dark | 40.000 | 113 | Mu Vel | 2.6920 | 5000.0 | 80 | 29567 | No |
| 189 | GOM_NL__2PRFIN20071026_165032_000000282062_00455_29567_7741.N1 | 26-OCT-2007 16:50:32 | Dark | 28.000 | 65 | Lam Vel | 2.2040 | 4400.0 | 56 | 29567 | No |
| 190 | GOM_NL__2PRFIN20071026_165322_000000422062_00456_29568_7726.N1 | 26-OCT-2007 16:53:22 | Dark | 42.000 | 46 | Del Vel | 1.9540 | 10600. | 84 | 29568 | No |
| 191 | GOM_NL__2PRFIN20071026_165502_000000402062_00456_29568_7727.N1 | 26-OCT-2007 16:55:02 | Dark | 40.000 | 29 | Bet Car | 1.6720 | 10200. | 80 | 29568 | No |
| 192 | GOM_NL__2PRFIN20071026_170602_000000362062_00456_29568_7728.N1 | 26-OCT-2007 17:06:02 | Dark | 36.000 | 143 | Alp Hyi | 2.8570 | 7200.0 | 72 | 29568 | No |
| 193 | GOM_NL__2PRFIN20071026_170727_000000452062_00456_29568_7729.N1 | 26-OCT-2007 17:07:27 | Dark | 45.000 | 9 | Alp Eri | 0.45300 | 24000. | 90 | 29568 | No |
| 194 | GOM_NL__2PRFIN20071026_171031_000000412062_00456_29568_7730.N1 | 26-OCT-2007 17:10:31 | Straylight | 41.000 | 157 | The1Eri | 2.9060 | 9300.0 | 82 | 29568 | No |
| 195 | GOM_NL__2PRFIN20071026_171850_000000412062_00456_29568_7731.N1 | 26-OCT-2007 17:18:50 | Straylight | 40.500 | 52 | 16Bet Cet | 2.0370 | 4500.0 | 81 | 29568 | No |
| 196 | GOM_NL__2PRFIN20071026_172818_000000362062_00456_29568_7732.N1 | 26-OCT-2007 17:28:18 | Bright | 35.500 | 140 | 88Gam Peg | 2.8340 | 26000. | 71 | 29568 | No |
| 197 | GOM_NL__2PRFIN20071026_173211_000000352062_00456_29568_7733.N1 | 26-OCT-2007 17:32:11 | Bright | 34.500 | 58 | 21Alp And | 2.0730 | 11000. | 69 | 29568 | No |
| 198 | GOM_NL__2PRFIN20071026_173401_000000392062_00456_29568_7734.N1 | 26-OCT-2007 17:34:01 | Bright | 38.500 | 53 | 43Bet And | 2.0480 | 3300.0 | 77 | 29568 | No |
| 199 | GOM_NL__2PRFIN20071026_173949_000000372062_00456_29568_7735.N1 | 26-OCT-2007 17:39:49 | Bright | 36.500 | 68 | 18Alp Cas | 2.2250 | 4500.0 | 73 | 29568 | No |
| 200 | GOM_NL__2PRFIN20071026_174104_000000362062_00456_29568_7736.N1 | 26-OCT-2007 17:41:04 | Bright | 36.000 | 76 | 27Gam Cas | 2.3000 | 30000. | 72 | 29568 | No |
| 201 | GOM_NL__2PRFIN20071026_174904_000000372062_00456_29568_7737.N1 | 26-OCT-2007 17:49:04 | Bright | 36.500 | 49 | 1Alp UMi | 1.9900 | 6300.0 | 73 | 29568 | No |
| 202 | GOM_NL__2PRFIN20071026_175238_000000372062_00456_29568_7738.N1 | 26-OCT-2007 17:52:38 | Bright | 36.500 | 60 | 7Bet UMi | 2.0810 | 3950.0 | 73 | 29568 | No |
| 203 | GOM_NL__2PRFIN20071026_175717_000000392062_00456_29568_7739.N1 | 26-OCT-2007 17:57:17 | Bright | 38.500 | 36 | 50Alp UMa | 1.8000 | 6300.0 | 77 | 29568 | No |
| 204 | GOM_NL__2PRFIN20071026_175853_000000352062_00456_29568_7740.N1 | 26-OCT-2007 17:58:53 | Bright | 35.000 | 82 | 48Bet UMa | 2.3650 | 10600. | 70 | 29568 | No |
| 205 | GOM_NL__2PRFIN20071026_180227_000000392062_00456_29568_7741.N1 | 26-OCT-2007 18:02:27 | Bright | 38.500 | 174 | 52Psi UMa | 3.0040 | 4400.0 | 77 | 29568 | No |
| 206 | GOM_NL__2PRFIN20071026_180933_000000392062_00456_29568_7742.N1 | 26-OCT-2007 18:09:33 | Bright | 39.000 | 96 | 68Del Leo | 2.5600 | 9300.0 | 78 | 29568 | No |
| 207 | GOM_NL__2PRFIN20071026_182913_000000382062_00456_29568_7743.N1 | 26-OCT-2007 18:29:13 | Dark | 38.000 | 113 | Mu Vel | 2.6920 | 5000.0 | 76 | 29568 | No |
| 208 | GOM_NL__2PRFIN20071026_183359_000000422062_00457_29569_7762.N1 | 26-OCT-2007 18:33:59 | Dark | 41.500 | 46 | Del Vel | 1.9540 | 10600. | 83 | 29569 | No |
| 209 | GOM_NL__2PRFIN20071026_183539_000000382062_00457_29569_7763.N1 | 26-OCT-2007 18:35:39 | Dark | 37.500 | 29 | Bet Car | 1.6720 | 10200. | 75 | 29569 | No |
| 210 | GOM_NL__2PRFIN20071026_184639_000000362062_00457_29569_7764.N1 | 26-OCT-2007 18:46:39 | Dark | 36.000 | 143 | Alp Hyi | 2.8570 | 7200.0 | 72 | 29569 | No |
| 211 | GOM_NL__2PRFIN20071026_184803_000000422062_00457_29569_7765.N1 | 26-OCT-2007 18:48:03 | Dark | 42.000 | 9 | Alp Eri | 0.45300 | 24000. | 84 | 29569 | No |
| 212 | GOM_NL__2PRFIN20071026_185107_000000432062_00457_29569_7766.N1 | 26-OCT-2007 18:51:07 | Straylight | 43.000 | 157 | The1Eri | 2.9060 | 9300.0 | 86 | 29569 | No |
| 213 | GOM_NL__2PRFIN20071026_185926_000000392062_00457_29569_7767.N1 | 26-OCT-2007 18:59:26 | Straylight | 39.000 | 52 | 16Bet Cet | 2.0370 | 4500.0 | 78 | 29569 | No |
| 214 | GOM_NL__2PRFIN20071026_190855_000000362062_00457_29569_7768.N1 | 26-OCT-2007 19:08:55 | Bright | 35.500 | 140 | 88Gam Peg | 2.8340 | 26000. | 71 | 29569 | No |
| 215 | GOM_NL__2PRFIN20071026_191247_000000362062_00457_29569_7769.N1 | 26-OCT-2007 19:12:47 | Bright | 35.500 | 58 | 21Alp And | 2.0730 | 11000. | 71 | 29569 | No |
| 216 | GOM_NL__2PRFIN20071026_191437_000000372062_00457_29569_7770.N1 | 26-OCT-2007 19:14:37 | Bright | 36.500 | 53 | 43Bet And | 2.0480 | 3300.0 | 73 | 29569 | No |
| 217 | GOM_NL__2PRFIN20071026_192024_000000372062_00457_29569_7771.N1 | 26-OCT-2007 19:20:24 | Bright | 36.500 | 68 | 18Alp Cas | 2.2250 | 4500.0 | 73 | 29569 | No |
| 218 | GOM_NL__2PRFIN20071026_192140_000000372062_00457_29569_7772.N1 | 26-OCT-2007 19:21:40 | Bright | 37.000 | 76 | 27Gam Cas | 2.3000 | 30000. | 74 | 29569 | No |
| 219 | GOM_NL__2PRFIN20071026_192940_000000372062_00457_29569_7773.N1 | 26-OCT-2007 19:29:40 | Bright | 36.500 | 49 | 1Alp UMi | 1.9900 | 6300.0 | 73 | 29569 | No |

| | | | | | | | | | | | |
|-----|--|----------------------|------------|--------|-----|-----------|---------|--------|----|-------|----|
| 220 | GOM_NL__2PRFIN20071026_193314_000000382062_00457_29569_7774.N1 | 26-OCT-2007 19:33:14 | Bright | 37.500 | 60 | 7Bet UMi | 2.0810 | 3950.0 | 75 | 29569 | No |
| 221 | GOM_NL__2PRFIN20071026_193753_000000392062_00457_29569_7775.N1 | 26-OCT-2007 19:37:53 | Bright | 38.500 | 36 | 50Alp UMa | 1.8000 | 6300.0 | 77 | 29569 | No |
| 222 | GOM_NL__2PRFIN20071026_193929_000000382062_00457_29569_7776.N1 | 26-OCT-2007 19:39:29 | Bright | 37.500 | 82 | 48Bet UMa | 2.3650 | 10600. | 75 | 29569 | No |
| 223 | GOM_NL__2PRFIN20071026_194303_000000482062_00457_29569_7777.N1 | 26-OCT-2007 19:43:03 | Bright | 47.500 | 174 | 52Psi UMa | 3.0040 | 4400.0 | 95 | 29569 | No |
| 224 | GOM_NL__2PRFIN20071026_195009_000000362062_00457_29569_7778.N1 | 26-OCT-2007 19:50:09 | Bright | 36.000 | 96 | 68Del Leo | 2.5600 | 9300.0 | 72 | 29569 | No |
| 225 | GOM_NL__2PRFIN20071026_200949_000000422062_00457_29569_7779.N1 | 26-OCT-2007 20:09:49 | Dark | 42.000 | 113 | Mu Vel | 2.6920 | 5000.0 | 84 | 29569 | No |
| 226 | GOM_NL__2PRFIN20071026_201441_000000382062_00458_29570_7779.N1 | 26-OCT-2007 20:14:41 | Dark | 38.000 | 159 | Ups Car | 2.9200 | 7200.0 | 76 | 29570 | No |
| 227 | GOM_NL__2PRFIN20071026_201615_000000382062_00458_29570_7780.N1 | 26-OCT-2007 20:16:15 | Dark | 37.500 | 29 | Bet Car | 1.6720 | 10200. | 75 | 29570 | No |
| 228 | GOM_NL__2PRFIN20071026_202715_000000372062_00458_29570_7781.N1 | 26-OCT-2007 20:27:15 | Dark | 36.500 | 143 | Alp Hyi | 2.8570 | 7200.0 | 73 | 29570 | No |
| 229 | GOM_NL__2PRFIN20071026_202839_000000472062_00458_29570_7782.N1 | 26-OCT-2007 20:28:39 | Dark | 46.500 | 9 | Alp Eri | 0.45300 | 24000. | 93 | 29570 | No |
| 230 | GOM_NL__2PRFIN20071026_203144_000000412062_00458_29570_7783.N1 | 26-OCT-2007 20:31:44 | Straylight | 41.000 | 157 | The1Eri | 2.9060 | 9300.0 | 82 | 29570 | No |
| 231 | GOM_NL__2PRFIN20071026_204002_000000402062_00458_29570_7784.N1 | 26-OCT-2007 20:40:02 | Straylight | 39.500 | 52 | 16Bet Cet | 2.0370 | 4500.0 | 79 | 29570 | No |
| 232 | GOM_NL__2PRFIN20071026_204931_000000362062_00458_29570_7785.N1 | 26-OCT-2007 20:49:31 | Bright | 35.500 | 140 | 88Gam Peg | 2.8340 | 26000. | 71 | 29570 | No |
| 233 | GOM_NL__2PRFIN20071026_205323_000000362062_00458_29570_7786.N1 | 26-OCT-2007 20:53:23 | Bright | 36.000 | 58 | 21Alp And | 2.0730 | 11000. | 72 | 29570 | No |
| 234 | GOM_NL__2PRFIN20071026_205513_000000382062_00458_29570_7787.N1 | 26-OCT-2007 20:55:13 | Bright | 38.000 | 53 | 43Bet And | 2.0480 | 3300.0 | 76 | 29570 | No |
| 235 | GOM_NL__2PRFIN20071026_210100_000000362062_00458_29570_7788.N1 | 26-OCT-2007 21:01:00 | Bright | 36.000 | 68 | 18Alp Cas | 2.2250 | 4500.0 | 72 | 29570 | No |
| 236 | GOM_NL__2PRFIN20071026_210216_000000362062_00458_29570_7789.N1 | 26-OCT-2007 21:02:16 | Bright | 36.000 | 76 | 27Gam Cas | 2.3000 | 30000. | 72 | 29570 | No |
| 237 | GOM_NL__2PRFIN20071026_211016_000000362062_00458_29570_7790.N1 | 26-OCT-2007 21:10:16 | Bright | 35.500 | 49 | 1Alp UMi | 1.9900 | 6300.0 | 71 | 29570 | No |
| 238 | GOM_NL__2PRFIN20071026_211350_000000342062_00458_29570_7791.N1 | 26-OCT-2007 21:13:50 | Bright | 33.500 | 60 | 7Bet UMi | 2.0810 | 3950.0 | 67 | 29570 | No |
| 239 | GOM_NL__2PRFIN20071026_211829_000000392062_00458_29570_7792.N1 | 26-OCT-2007 21:18:29 | Bright | 38.500 | 36 | 50Alp UMa | 1.8000 | 6300.0 | 77 | 29570 | No |
| 240 | GOM_NL__2PRFIN20071026_212005_000000372062_00458_29570_7793.N1 | 26-OCT-2007 21:20:05 | Bright | 36.500 | 82 | 48Bet UMa | 2.3650 | 10600. | 73 | 29570 | No |
| 241 | GOM_NL__2PRFIN20071026_212339_000000372062_00458_29570_7794.N1 | 26-OCT-2007 21:23:39 | Bright | 37.000 | 174 | 52Psi UMa | 3.0040 | 4400.0 | 74 | 29570 | No |
| 242 | GOM_NL__2PRFIN20071026_213045_000000352062_00458_29570_7795.N1 | 26-OCT-2007 21:30:45 | Bright | 34.500 | 96 | 68Del Leo | 2.5600 | 9300.0 | 69 | 29570 | No |
| 243 | GOM_NL__2PRFIN20071026_215026_000000382062_00458_29570_7796.N1 | 26-OCT-2007 21:50:26 | Dark | 37.500 | 113 | Mu Vel | 2.6920 | 5000.0 | 75 | 29570 | No |
| 244 | GOM_NL__2PRFIN20071026_215518_000000372062_00459_29571_7793.N1 | 26-OCT-2007 21:55:18 | Dark | 37.000 | 159 | Ups Car | 2.9200 | 7200.0 | 74 | 29571 | No |
| 245 | GOM_NL__2PRFIN20071026_215651_000000362062_00459_29571_7794.N1 | 26-OCT-2007 21:56:51 | Dark | 36.000 | 29 | Bet Car | 1.6720 | 10200. | 72 | 29571 | No |
| 246 | GOM_NL__2PRFIN20071026_220751_000000392062_00459_29571_7795.N1 | 26-OCT-2007 22:07:51 | Dark | 38.500 | 143 | Alp Hyi | 2.8570 | 7200.0 | 77 | 29571 | No |
| 247 | GOM_NL__2PRFIN20071026_220915_000000472062_00459_29571_7796.N1 | 26-OCT-2007 22:09:15 | Dark | 46.500 | 9 | Alp Eri | 0.45300 | 24000. | 93 | 29571 | No |
| 248 | GOM_NL__2PRFIN20071026_221220_000000442062_00459_29571_7797.N1 | 26-OCT-2007 22:12:20 | Straylight | 43.500 | 157 | The1Eri | 2.9060 | 9300.0 | 87 | 29571 | No |
| 249 | GOM_NL__2PRFIN20071026_222038_000000432062_00459_29571_7798.N1 | 26-OCT-2007 22:20:38 | Straylight | 42.500 | 52 | 16Bet Cet | 2.0370 | 4500.0 | 85 | 29571 | No |
| 250 | GOM_NL__2PRFIN20071026_223007_000000372062_00459_29571_7799.N1 | 26-OCT-2007 22:30:07 | Bright | 36.500 | 140 | 88Gam Peg | 2.8340 | 26000. | 73 | 29571 | No |
| 251 | GOM_NL__2PRFIN20071026_223400_000000352062_00459_29571_7800.N1 | 26-OCT-2007 22:34:00 | Bright | 35.000 | 58 | 21Alp And | 2.0730 | 11000. | 70 | 29571 | No |
| 252 | GOM_NL__2PRFIN20071026_223548_000000372062_00459_29571_7801.N1 | 26-OCT-2007 22:35:48 | Bright | 37.000 | 53 | 43Bet And | 2.0480 | 3300.0 | 74 | 29571 | No |
| 253 | GOM_NL__2PRFIN20071026_224136_000000382062_00459_29571_7802.N1 | 26-OCT-2007 22:41:36 | Bright | 37.500 | 68 | 18Alp Cas | 2.2250 | 4500.0 | 75 | 29571 | No |
| 254 | GOM_NL__2PRFIN20071026_224251_000000362062_00459_29571_7803.N1 | 26-OCT-2007 22:42:51 | Bright | 36.000 | 76 | 27Gam Cas | 2.3000 | 30000. | 72 | 29571 | No |
| 255 | GOM_NL__2PRFIN20071026_225052_000000362062_00459_29571_7804.N1 | 26-OCT-2007 22:50:52 | Bright | 35.500 | 49 | 1Alp UMi | 1.9900 | 6300.0 | 71 | 29571 | No |
| 256 | GOM_NL__2PRFIN20071026_225426_000000382062_00459_29571_7805.N1 | 26-OCT-2007 22:54:26 | Bright | 37.500 | 60 | 7Bet UMi | 2.0810 | 3950.0 | 75 | 29571 | No |
| 257 | GOM_NL__2PRFIN20071026_225905_000000402062_00459_29571_7806.N1 | 26-OCT-2007 22:59:05 | Bright | 39.500 | 36 | 50Alp UMa | 1.8000 | 6300.0 | 79 | 29571 | No |
| 258 | GOM_NL__2PRFIN20071026_230040_000000372062_00459_29571_7807.N1 | 26-OCT-2007 23:00:40 | Bright | 36.500 | 82 | 48Bet UMa | 2.3650 | 10600. | 73 | 29571 | No |
| 259 | GOM_NL__2PRFIN20071026_230415_000000352062_00459_29571_7808.N1 | 26-OCT-2007 23:04:15 | Bright | 35.000 | 174 | 52Psi UMa | 3.0040 | 4400.0 | 70 | 29571 | No |
| 260 | GOM_NL__2PRFIN20071026_231121_000000352062_00459_29571_7809.N1 | 26-OCT-2007 23:11:21 | Bright | 34.500 | 96 | 68Del Leo | 2.5600 | 9300.0 | 69 | 29571 | No |
| 261 | GOM_NL__2PRFIN20071026_233102_000000412062_00459_29571_7810.N1 | 26-OCT-2007 23:31:02 | Dark | 41.000 | 113 | Mu Vel | 2.6920 | 5000.0 | 82 | 29571 | No |
| 262 | GOM_NL__2PRFIN20071026_233554_000000382062_00460_29572_7801.N1 | 26-OCT-2007 23:35:54 | Dark | 37.500 | 159 | Ups Car | 2.9200 | 7200.0 | 75 | 29572 | No |
| 263 | GOM_NL__2PRFIN20071026_233727_000000372062_00460_29572_7802.N1 | 26-OCT-2007 23:37:27 | Dark | 37.000 | 29 | Bet Car | 1.6720 | 10200. | 74 | 29572 | No |
| 264 | GOM_NL__2PRFIN20071026_234827_000000362062_00460_29572_7803.N1 | 26-OCT-2007 23:48:27 | Dark | 36.000 | 143 | Alp Hyi | 2.8570 | 7200.0 | 72 | 29572 | No |
| 265 | GOM_NL__2PRFIN20071026_234951_000000392062_00460_29572_7804.N1 | 26-OCT-2007 23:49:51 | Dark | 39.000 | 9 | Alp Eri | 0.45300 | 24000. | 78 | 29572 | No |
| 266 | GOM_NL__2PRFIN20071026_235256_000000422062_00460_29572_7805.N1 | 26-OCT-2007 23:52:56 | Straylight | 41.500 | 157 | The1Eri | 2.9060 | 9300.0 | 83 | 29572 | No |

3. Quality information per product

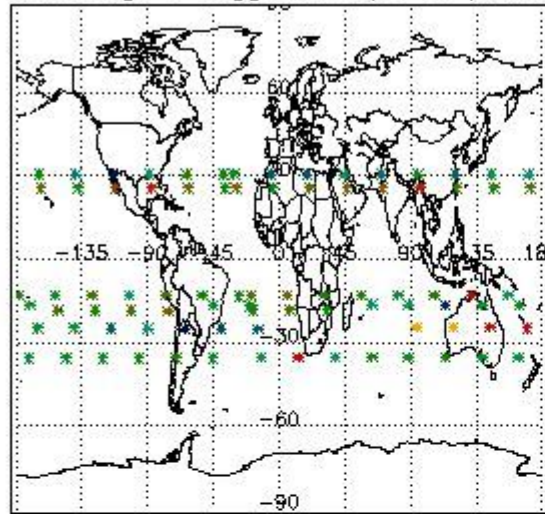
In this section it is plotted some information contained in the Quality Summary data set of the level 2 products. Only products in dark limb conditions and without errors (error flag in the MPH set to "0") are used.

3.1 Plot quality information per product (time dependant)

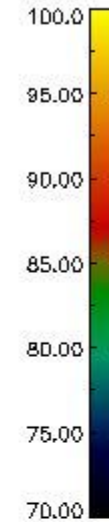
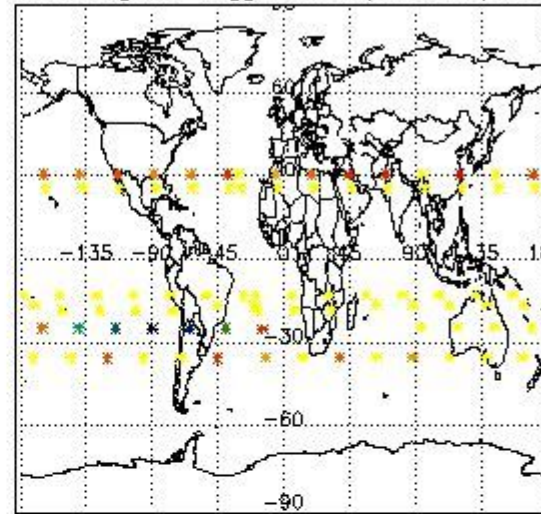


3.2 Plot quality information per product (world map)

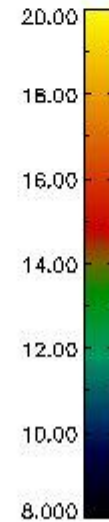
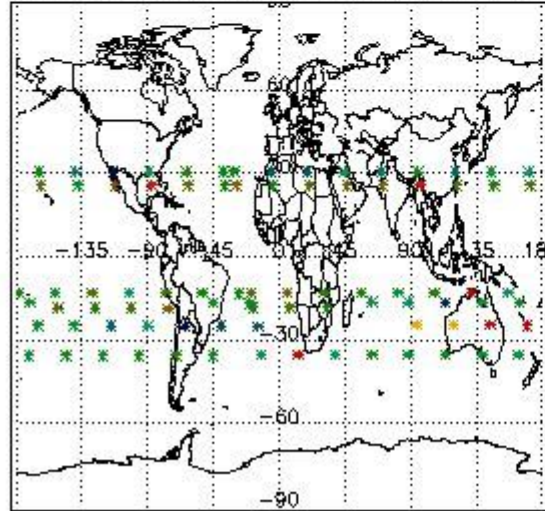
Percentage of flagged data per O3 profile



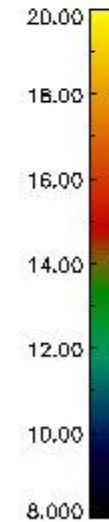
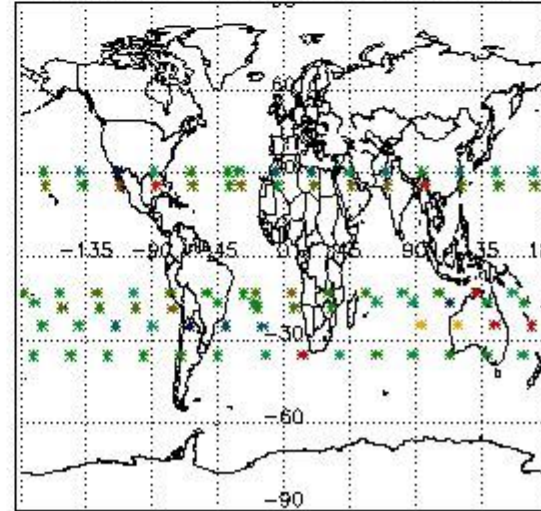
Percentage of flagged data per H2O profile



Percentage of flagged data per NO2 profile



Percentage of flagged data per NO3 profile

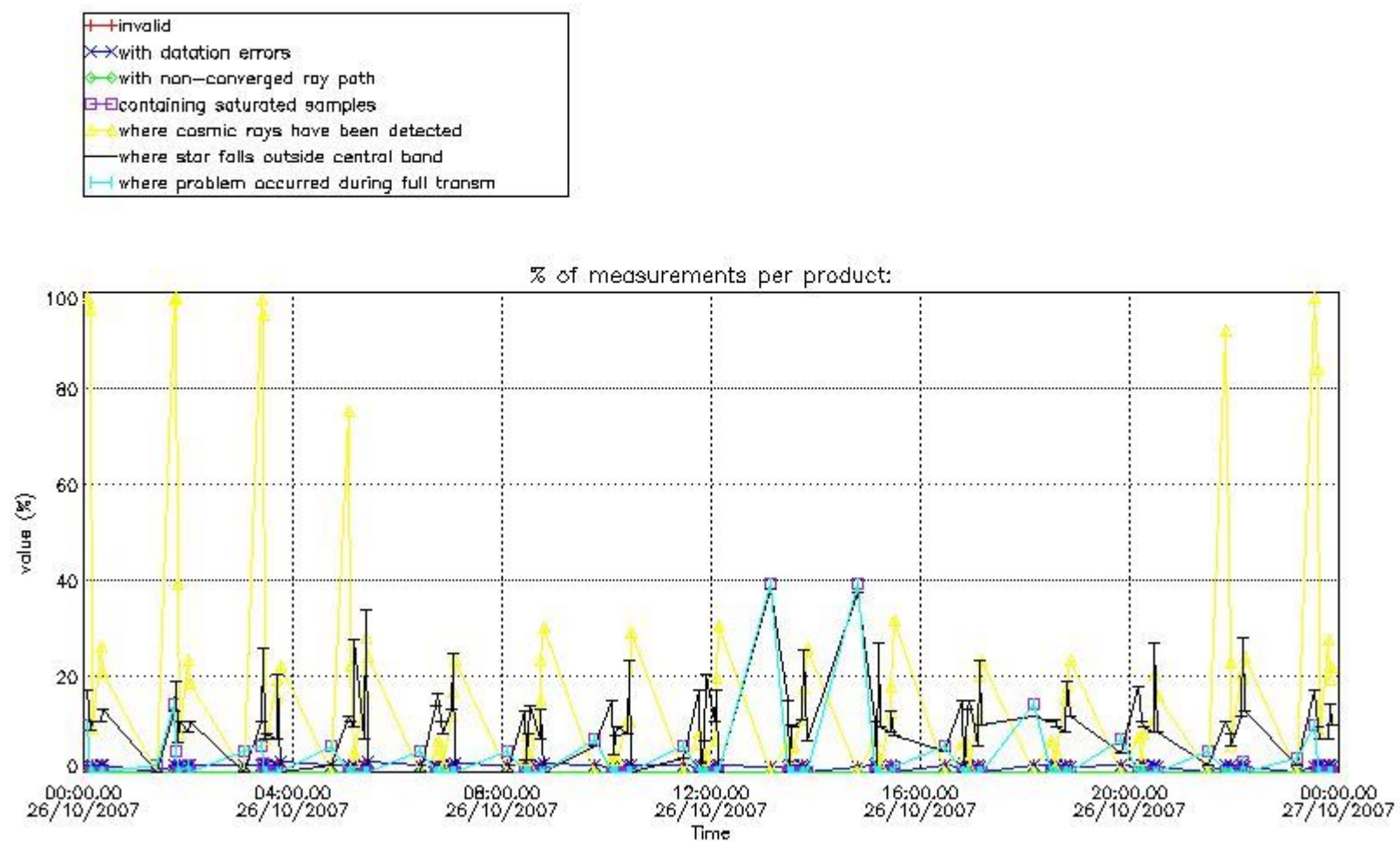


4. Level 1 quality information per product

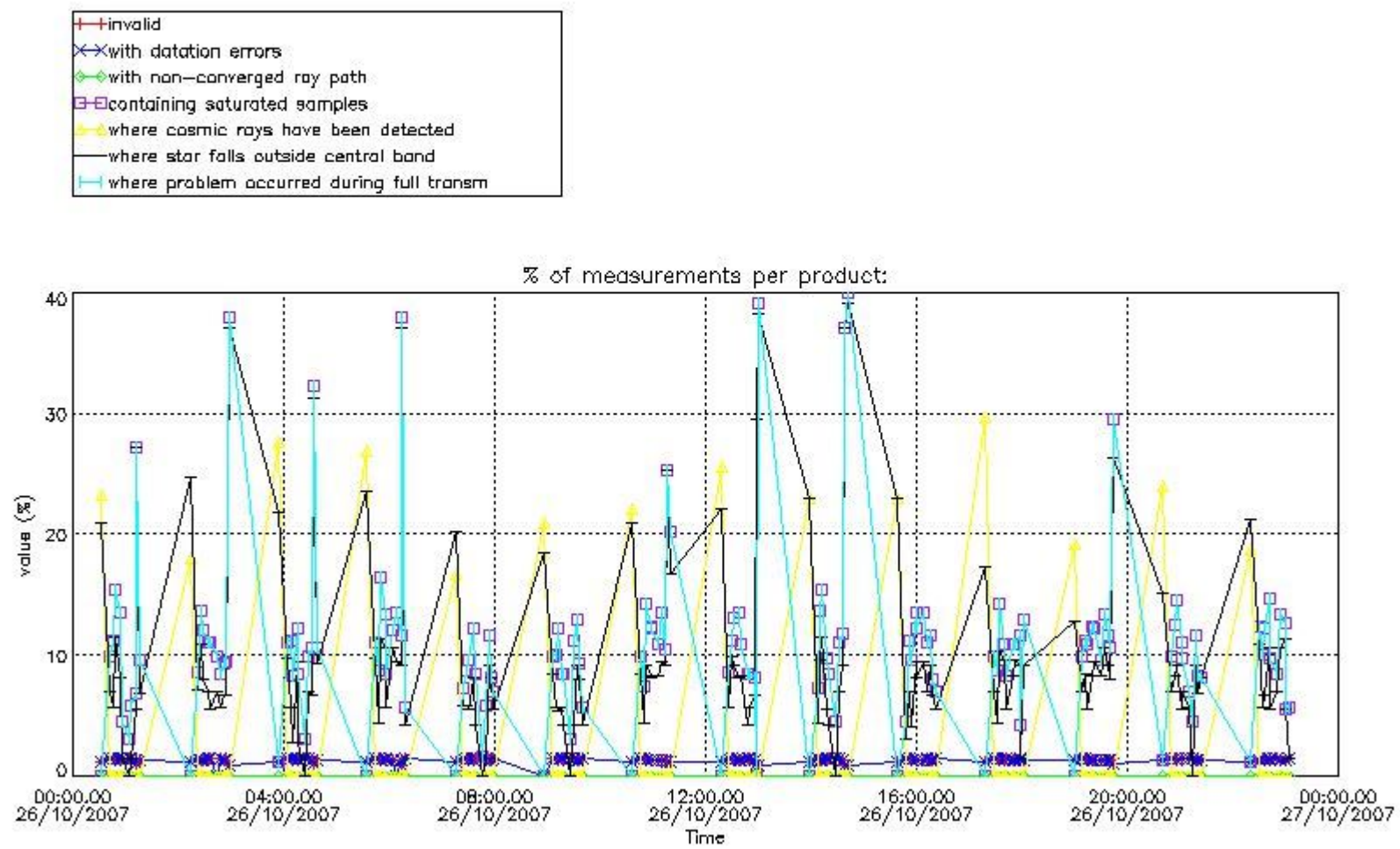
In this section it is plotted some information contained in the Quality Summary data set of the level 2 products that comes from the level 1b processing. Products without errors (error flag in the MPH set to "0") are used.

4.1 Plot quality information per product (time dependant) coming from level 1b processing

4.1.1 Plot level 1 quality information per product (time dependant): ENVISAT ASCENDING passes



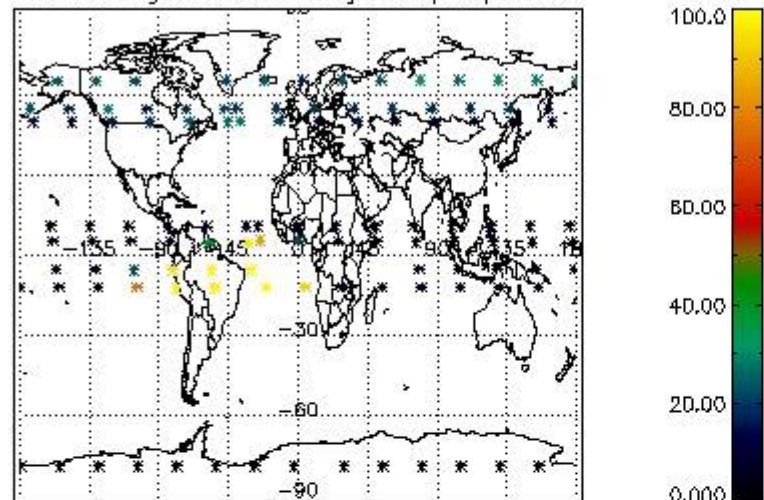
4.1.2 Plot level 1 quality information per product (time dependant): ENVI SAT DESCENDING passes



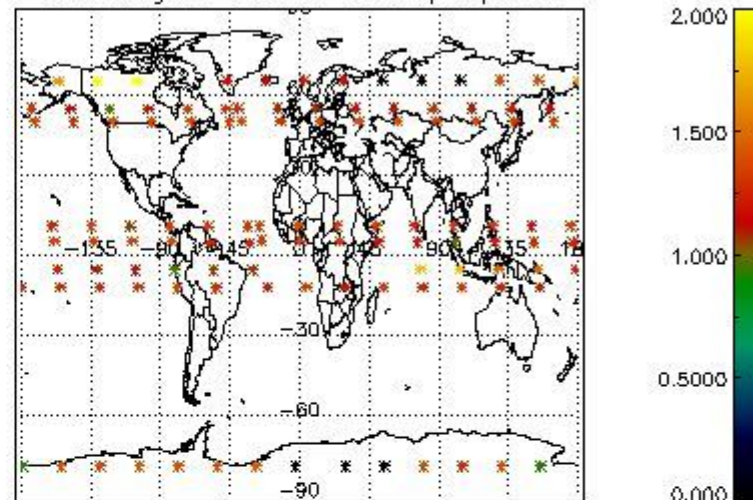
4.2 Plot quality information per product coming from level 1b processing (world map)

4.2.1 Plot level 1 quality information per product (world map): ENVISAT ASCENDING passes

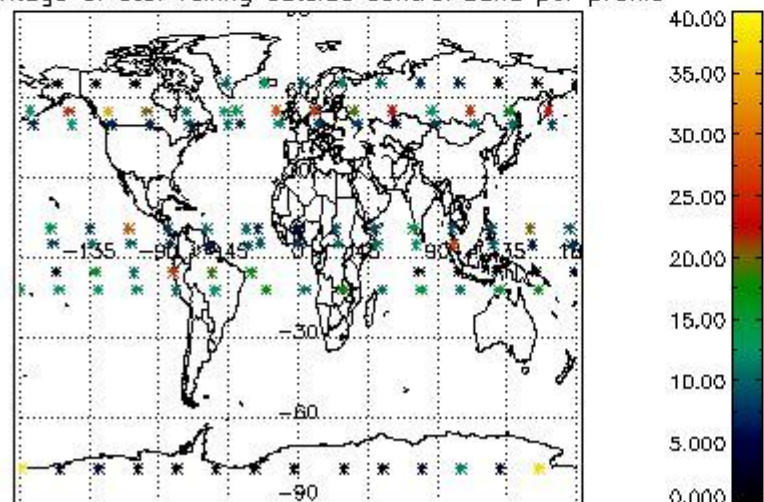
Percentage of cosmic ray hits per profile



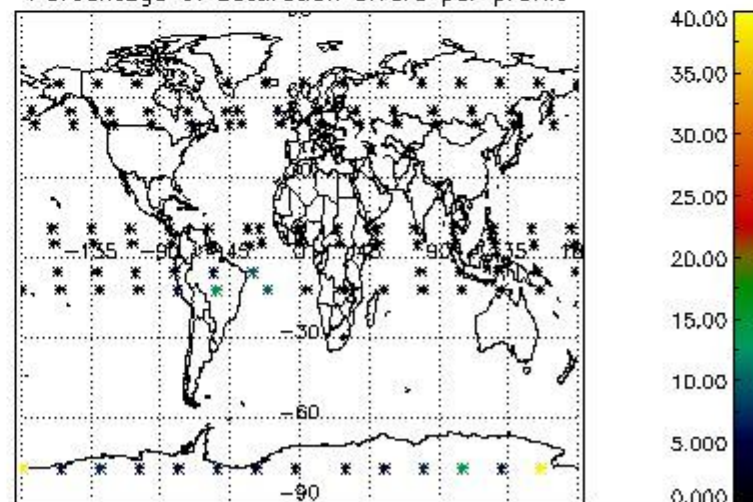
Percentage of datation errors per profile



Percentage of star falling outside central band per profile

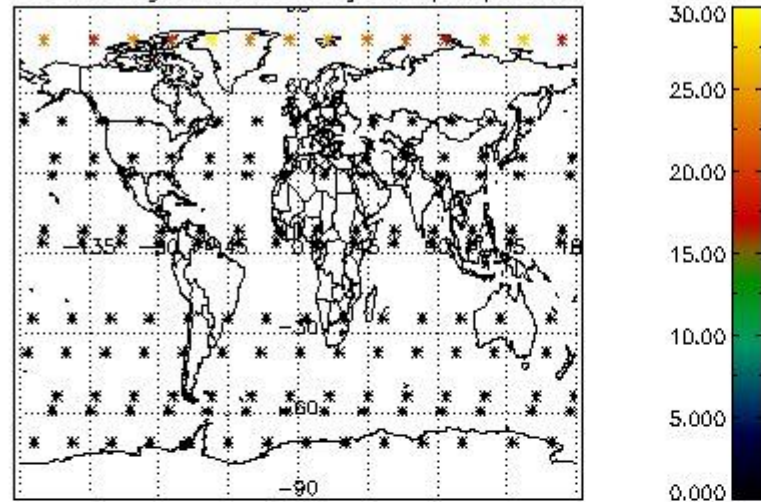


Percentage of saturation errors per profile

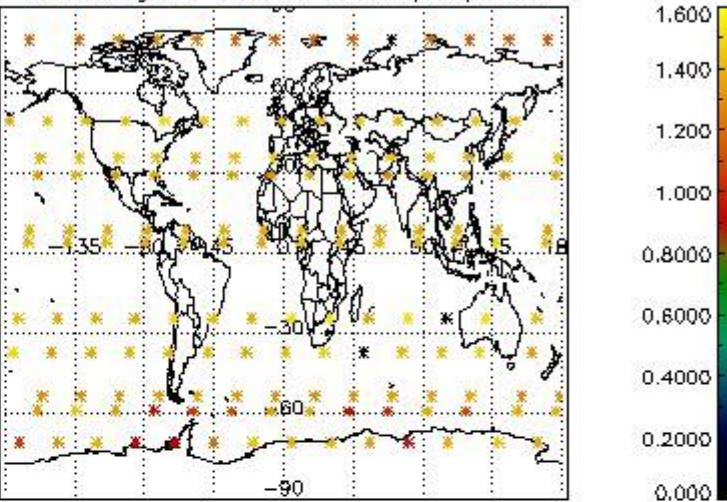


4.2.2 Plot level 1 quality information per product (world map): ENVISAT DESCENDING passes

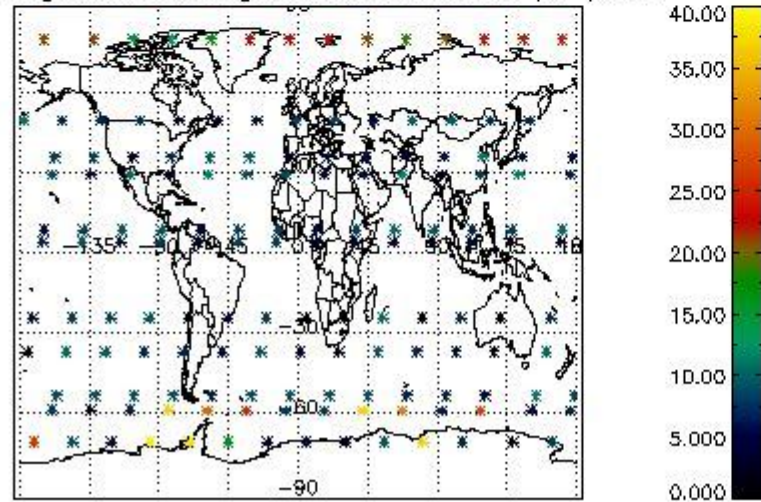
Percentage of cosmic ray hits per profile



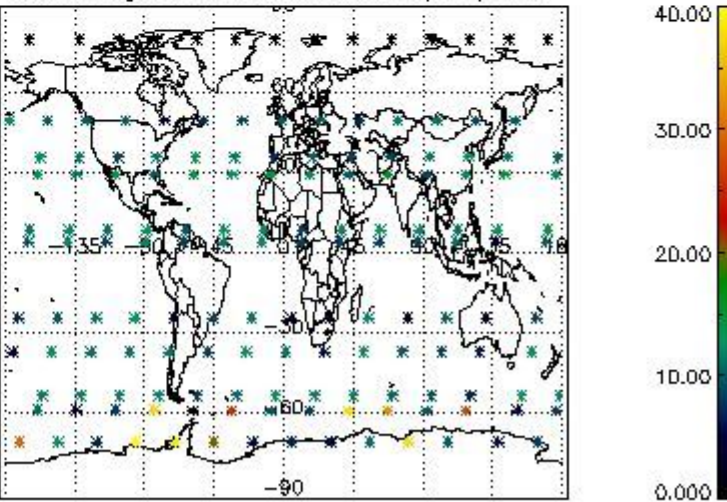
Percentage of datation errors per profile



Percentage of star falling outside central band per profile



Percentage of saturation errors per profile



5. Trace gas profiles

5.1 Ozone statistics based on quality of products

The final quality of the products can be "measured" using the STD (Standard Deviation) attached to every point profile. This information is written to the parameter GOM_NL__2P/NL_LOCAL_SPECIES_DENSITY/o3_std of the level 2 products. The table below shows the statistics for given STD ranges.

The statistics are given with respect to the overall valid production:

- Products without fatal errors: GOM_NL__2P/MPH/PRODUCT_ERR=0
- Valid point profile: GOM_NL__2P/NL_LOCAL_SPECIES_DENSITY/pcd(0)=0

The 'Criteria' is applied to valid points of dark limb products:

- Products in dark limb illumination condition: GOM_NL__2P/NL_SUMMARY_QUALITY/obs_ill_cond=0
- Products without fatal errors: GOM_NL__2P/MPH/PRODUCT_ERR=0
- Valid point profile: GOM_NL__2P/NL_LOCAL_SPECIES_DENSITY/pcd(0)=0

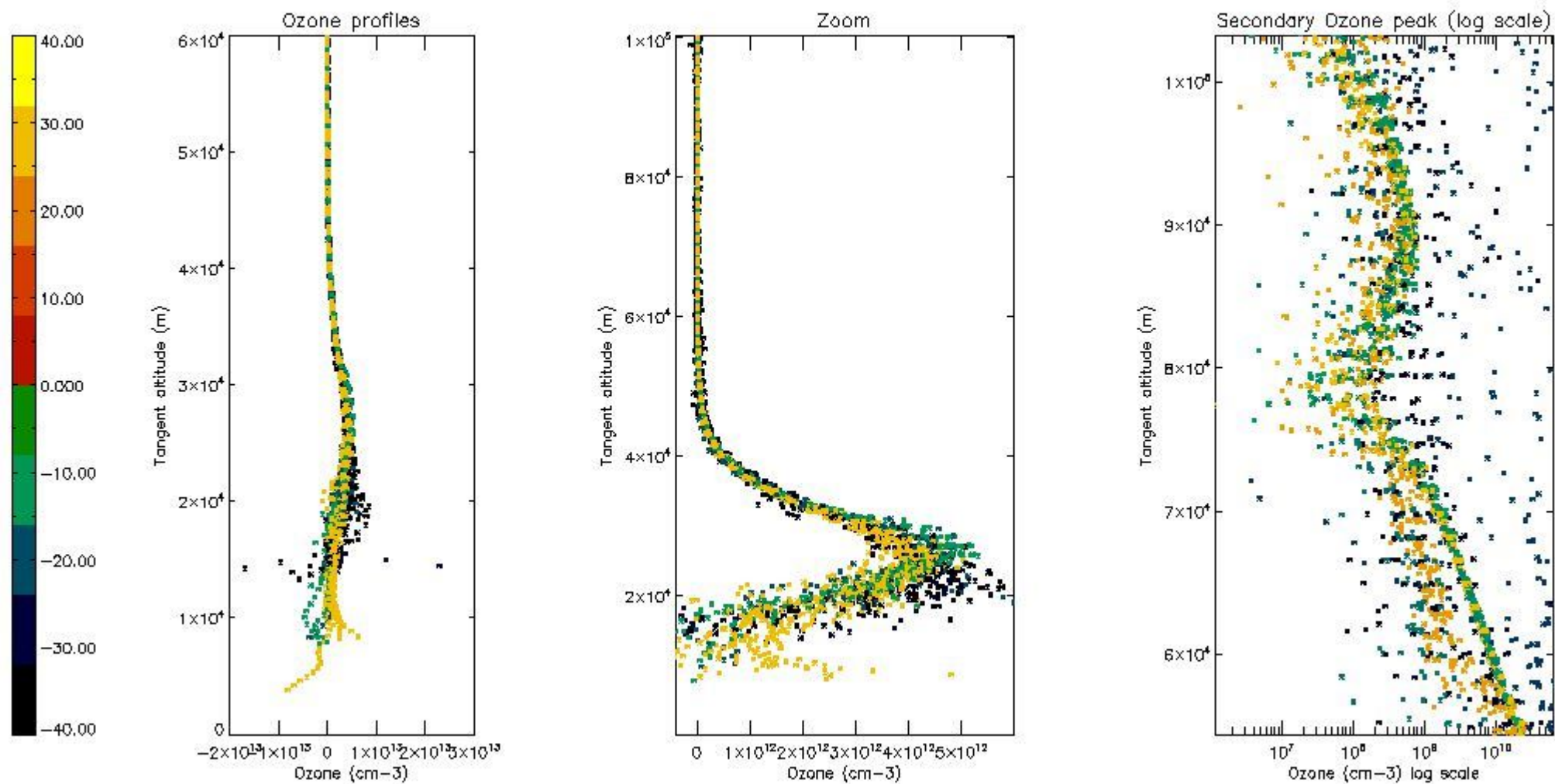
So, the table below shows the percentage of dark limb and valid observations for each criteria with respect to the overall valid daily observations.

| Criteria | % of total production |
|----------|-----------------------|
| All STD | 34 |
| STD < 20 | 16 |

| | |
|----------|----|
| STD < 10 | 11 |
| STD < 5 | 7 |

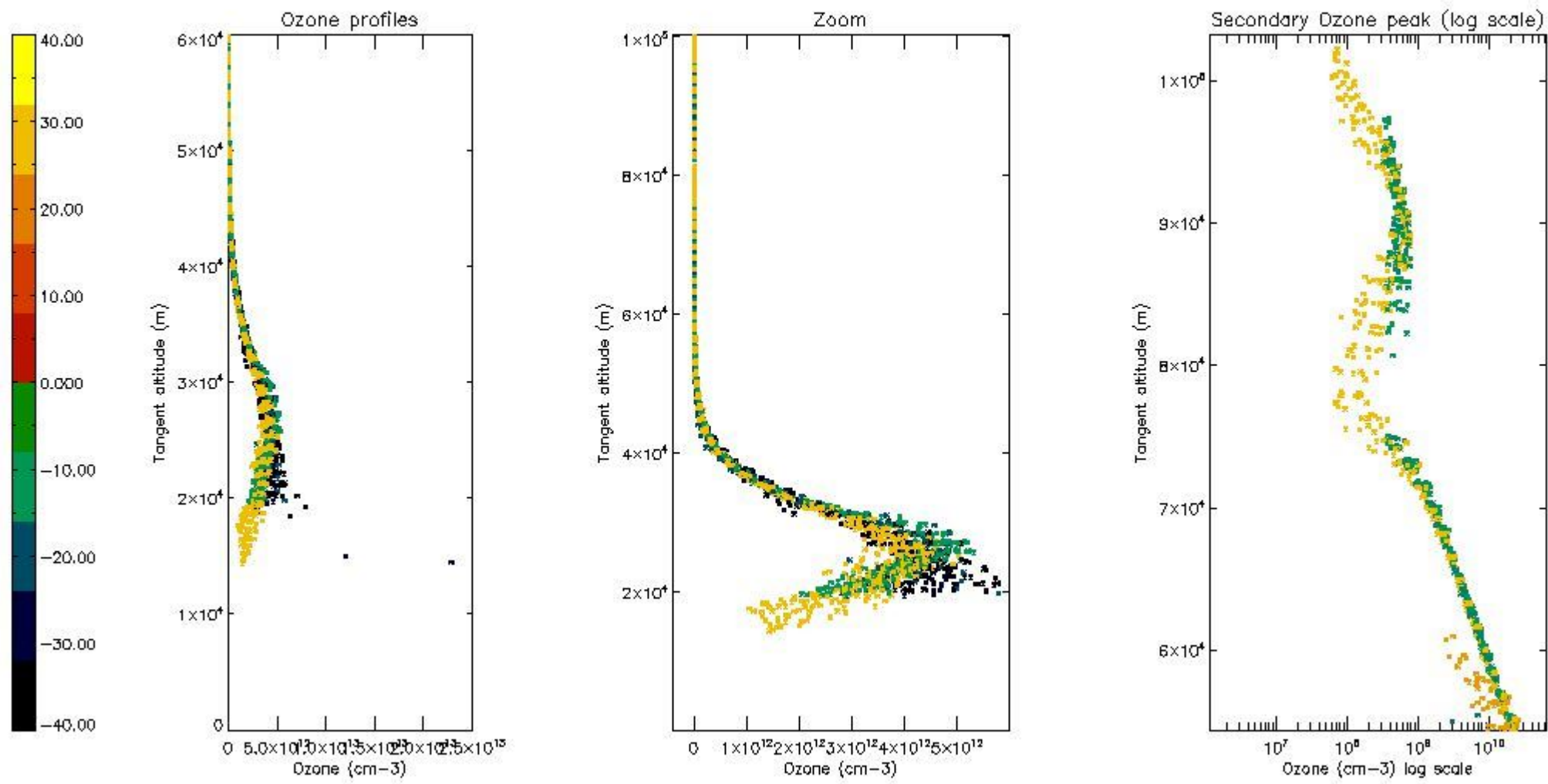
5.2 Plot ozone profiles for all STD (dark without errors)

The colorbar represents the latitude.



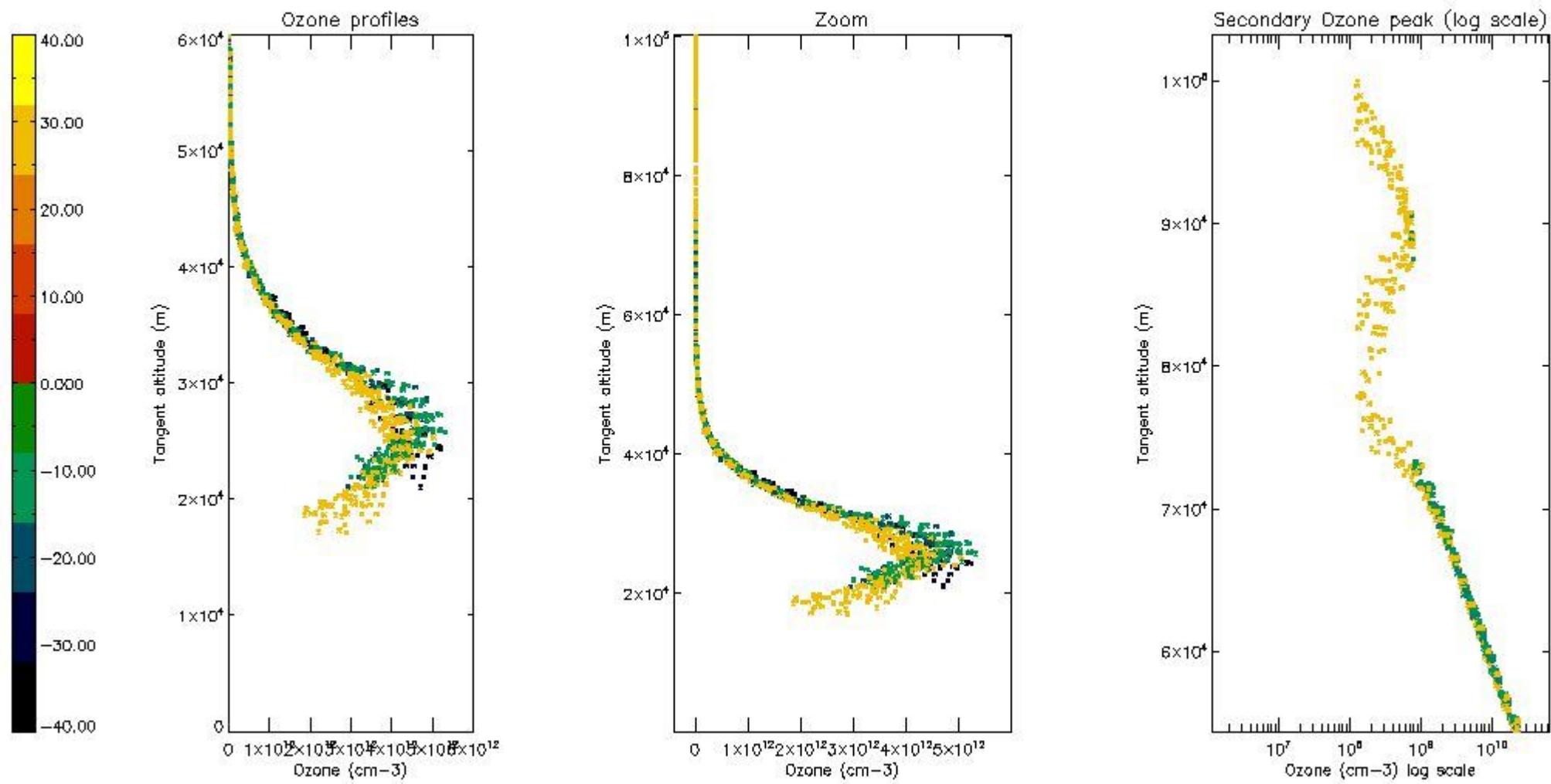
5.3 Plot ozone profiles where STD < 20% (dark without errors)

The colorbar represents the latitude.



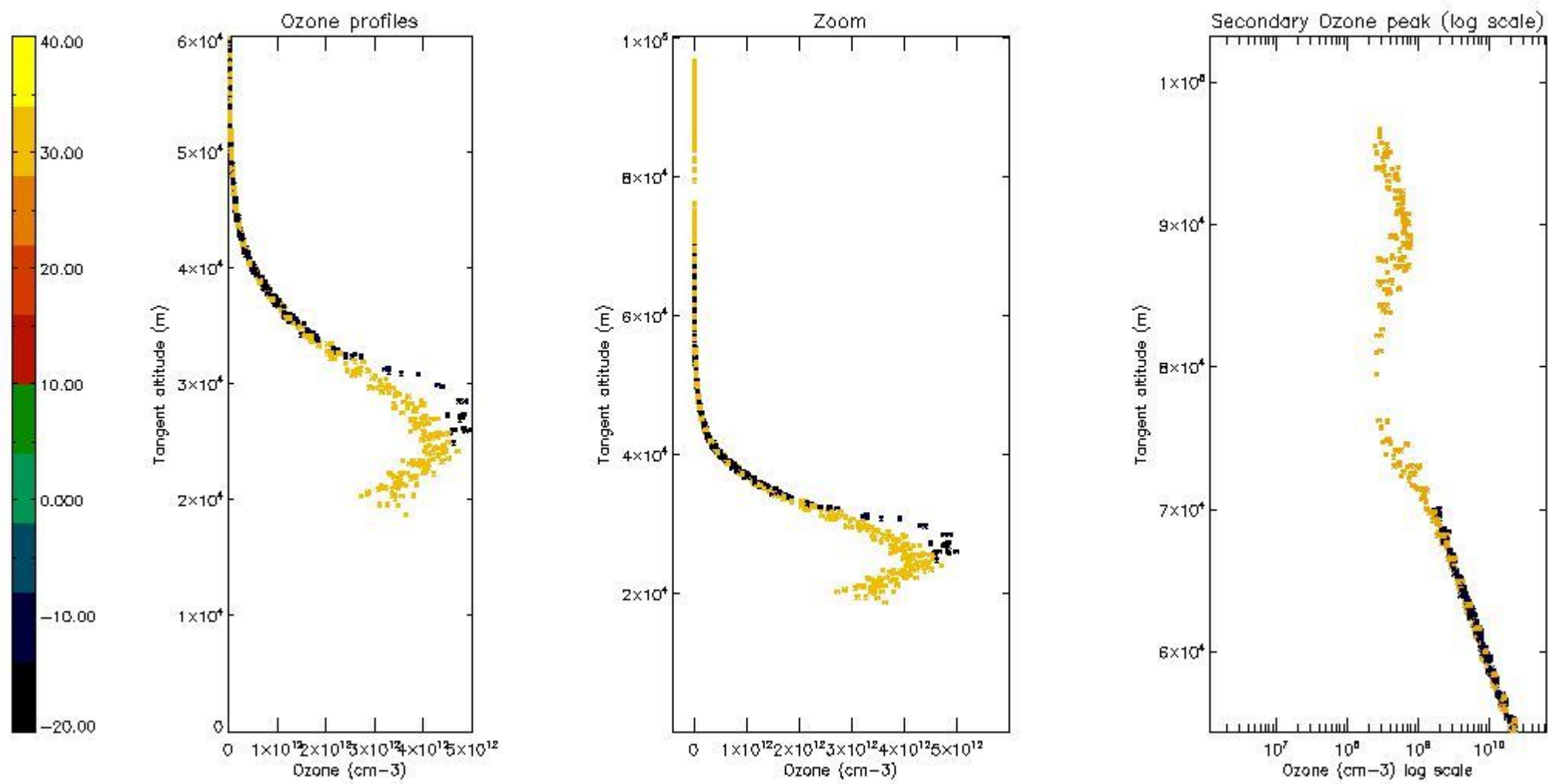
5.4 Plot ozone profiles where STD < 10% (dark without errors)

The colorbar represents the latitude.



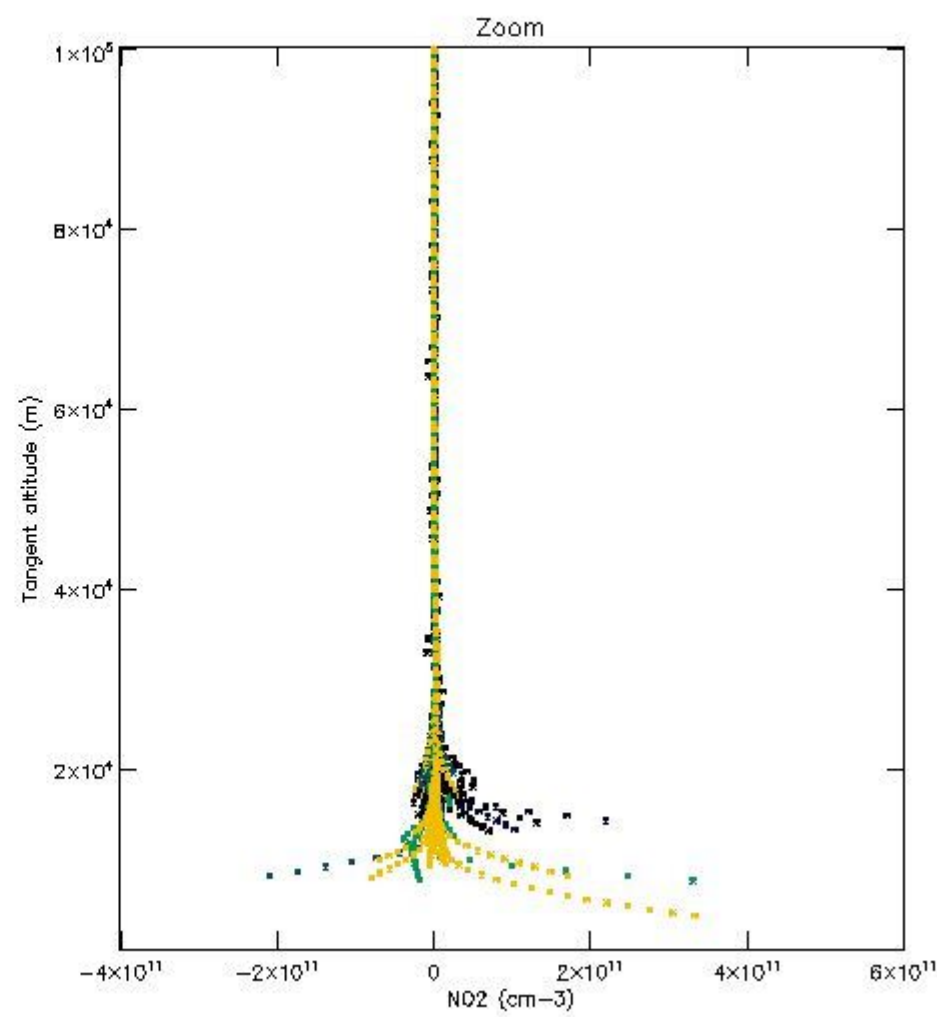
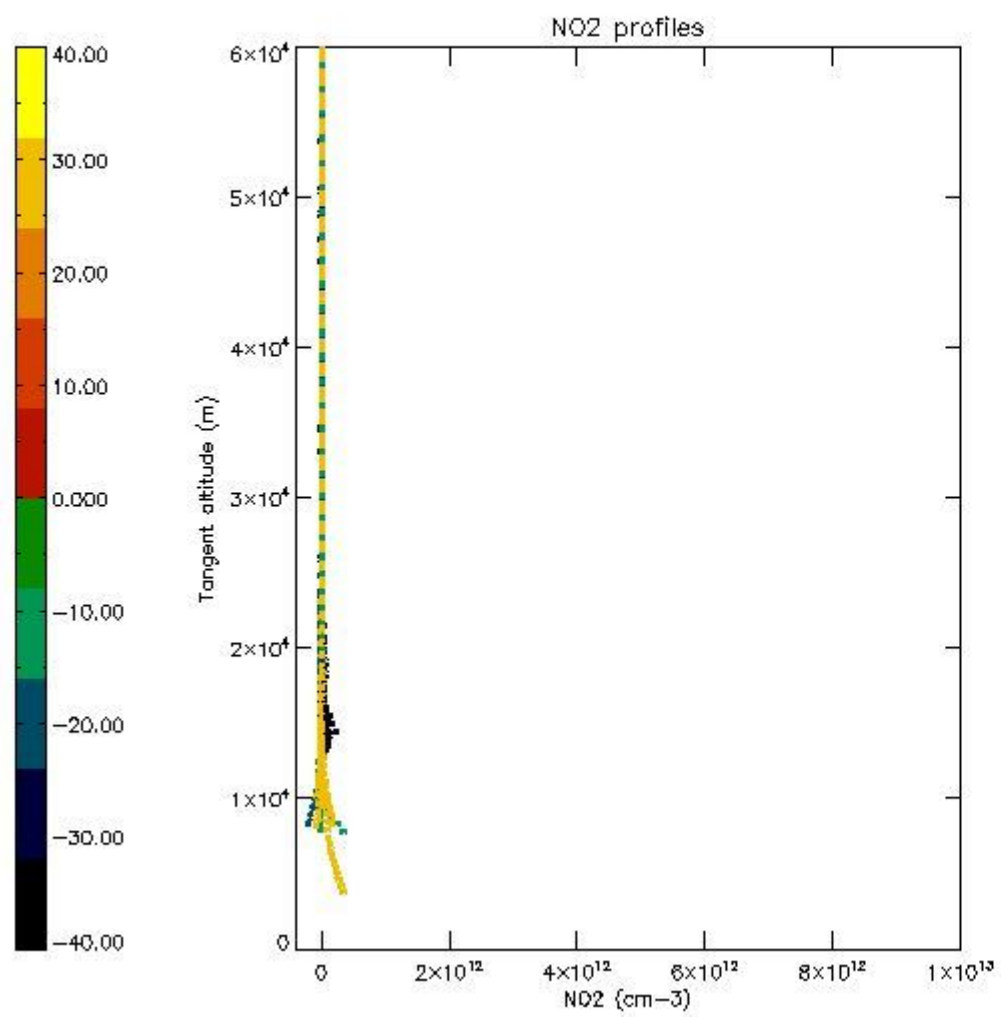
5.5 Plot ozone profiles where STD < 5% (dark without errors)

The colorbar represents the latitude.



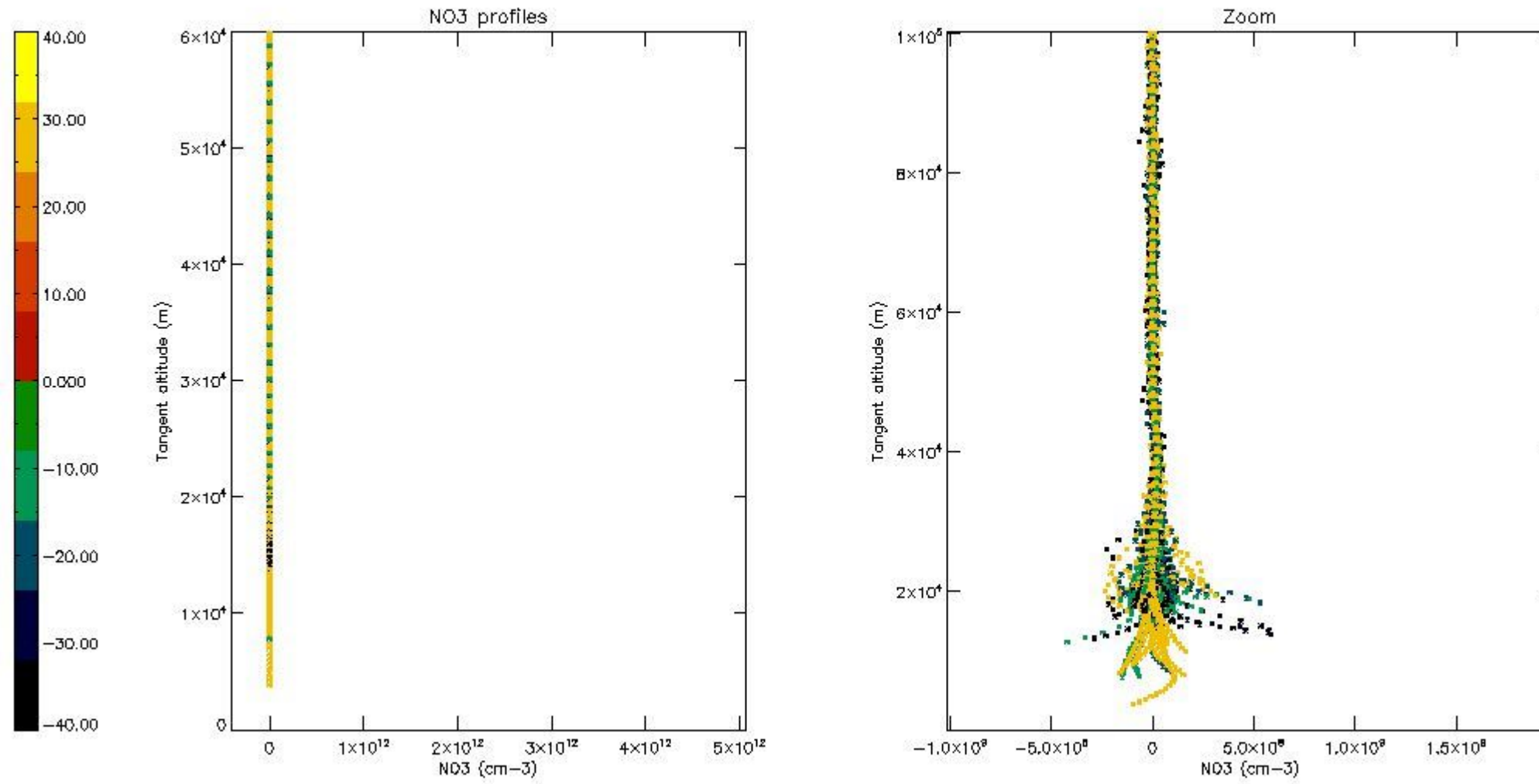
5.6 Plot NO₂ profiles for all STD (dark without errors)

The colorbar represents the latitude.



5.7 Plot NO3 profiles for all STD (dark without errors)

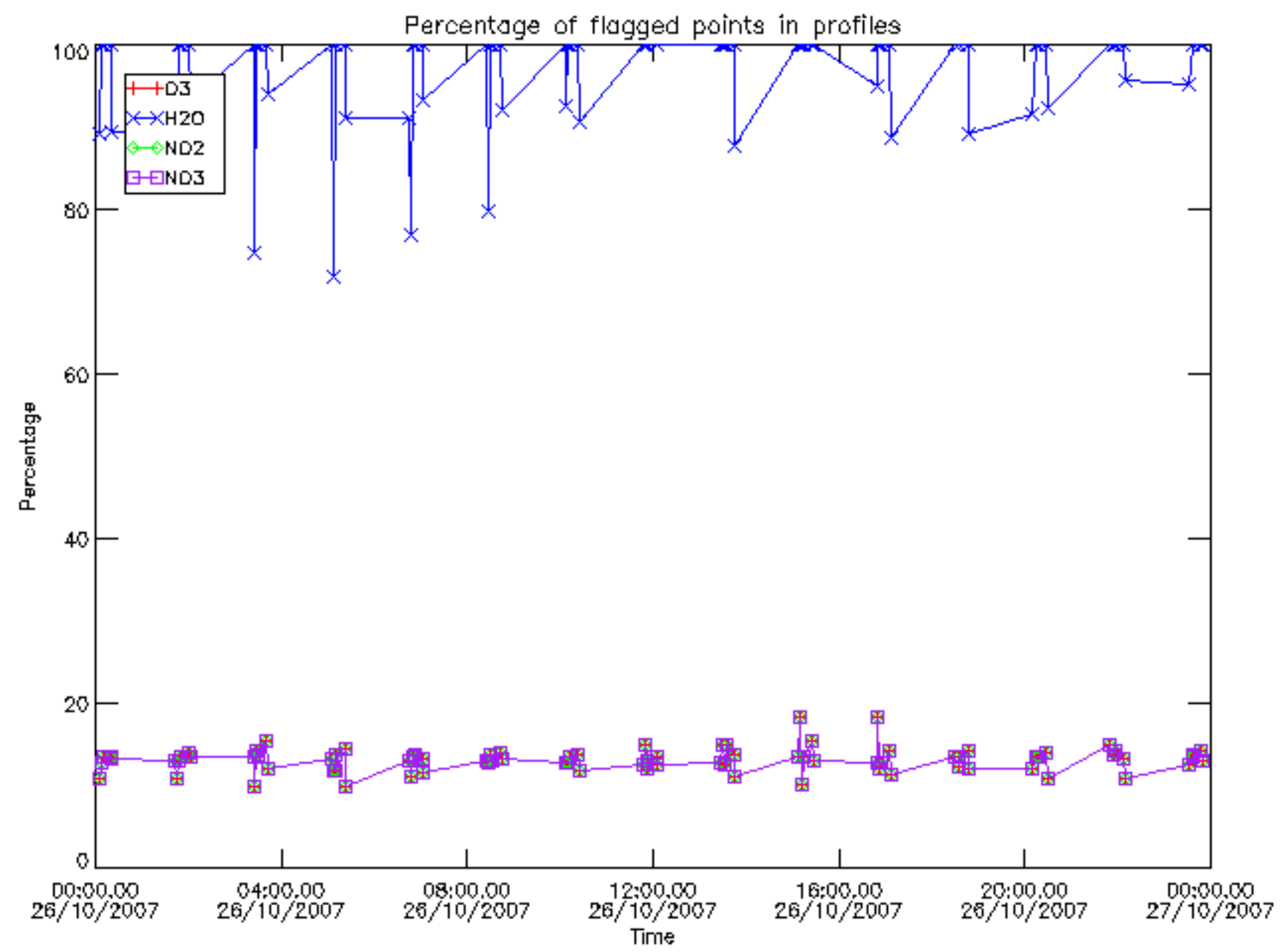
The colorbar represents the latitude.



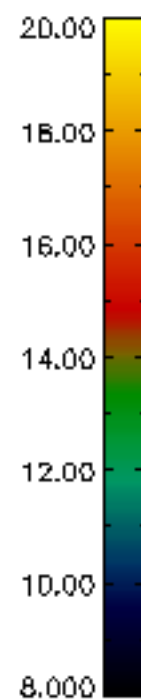
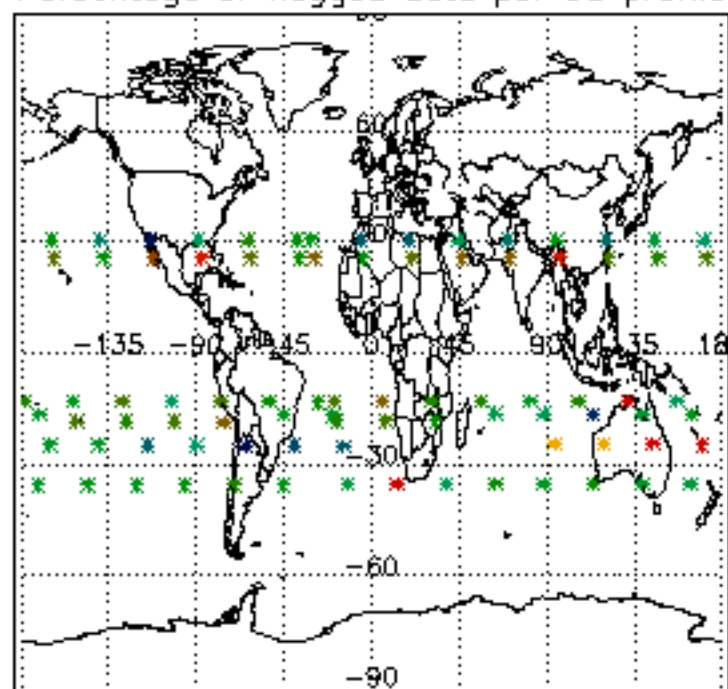
6. Auxiliary Data Files used for the production reported in section 2

The number reported in the third column indicates since which file (see list in section 2) the corresponding auxiliary file has been used. The fourth column is the date of those product files.

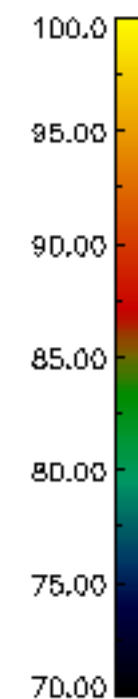
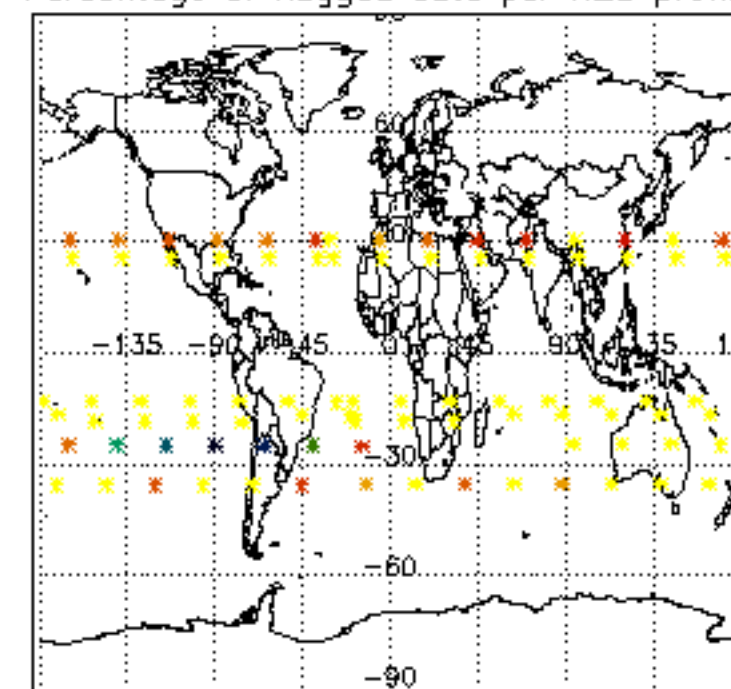
| Type | Auxiliary Filename | Used since product | Used since product date |
|---------------------------|---|--------------------|-------------------------|
| INST_PHYS_CHARACTERISTICS | GOM_INS_AXVIEC20091111_143220_20030716_120000_20500101_000000 | 1 | 26-OCT-2007 00:04:25 |
| LEVEL-2_PROC_CONFIG | GOM_PR2_AXVIEC20091111_152718_20020301_000000_20500101_000000 | 1 | 26-OCT-2007 00:04:25 |
| CROSS_SECTIONS_FILE | GOM_CRS_AXVIEC20091111_154832_20020301_000000_20500101_000000 | 1 | 26-OCT-2007 00:04:25 |



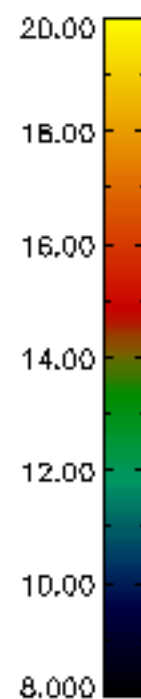
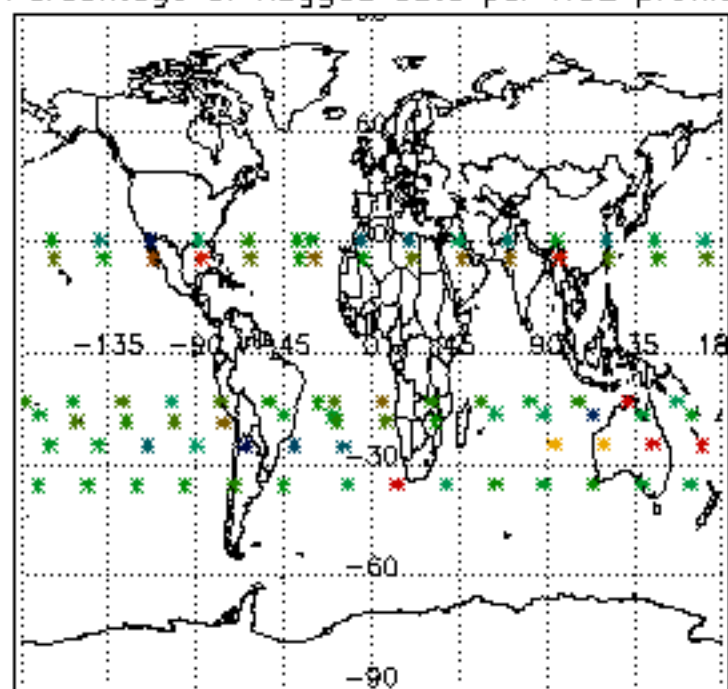
Percentage of flagged data per D3 profile



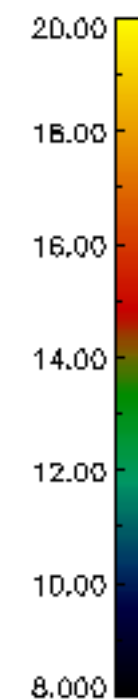
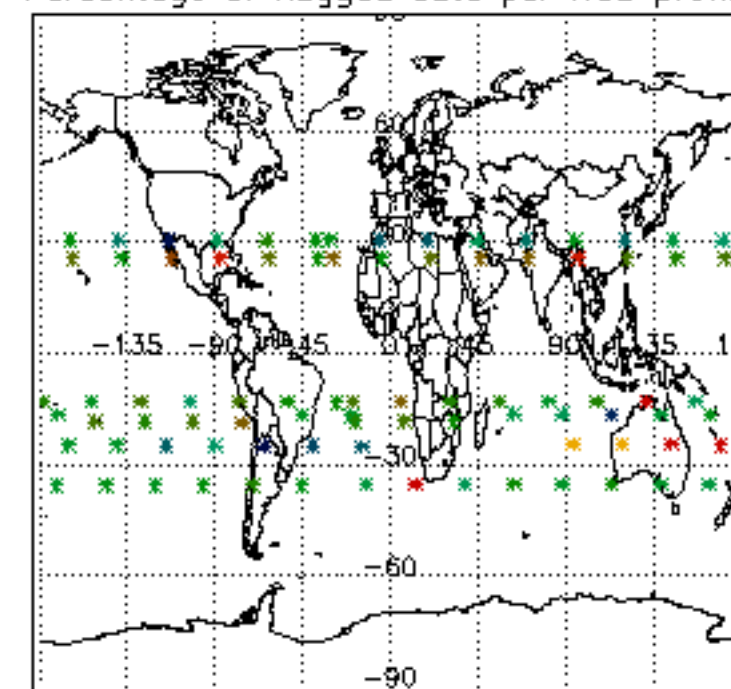
Percentage of flagged data per H2O profile

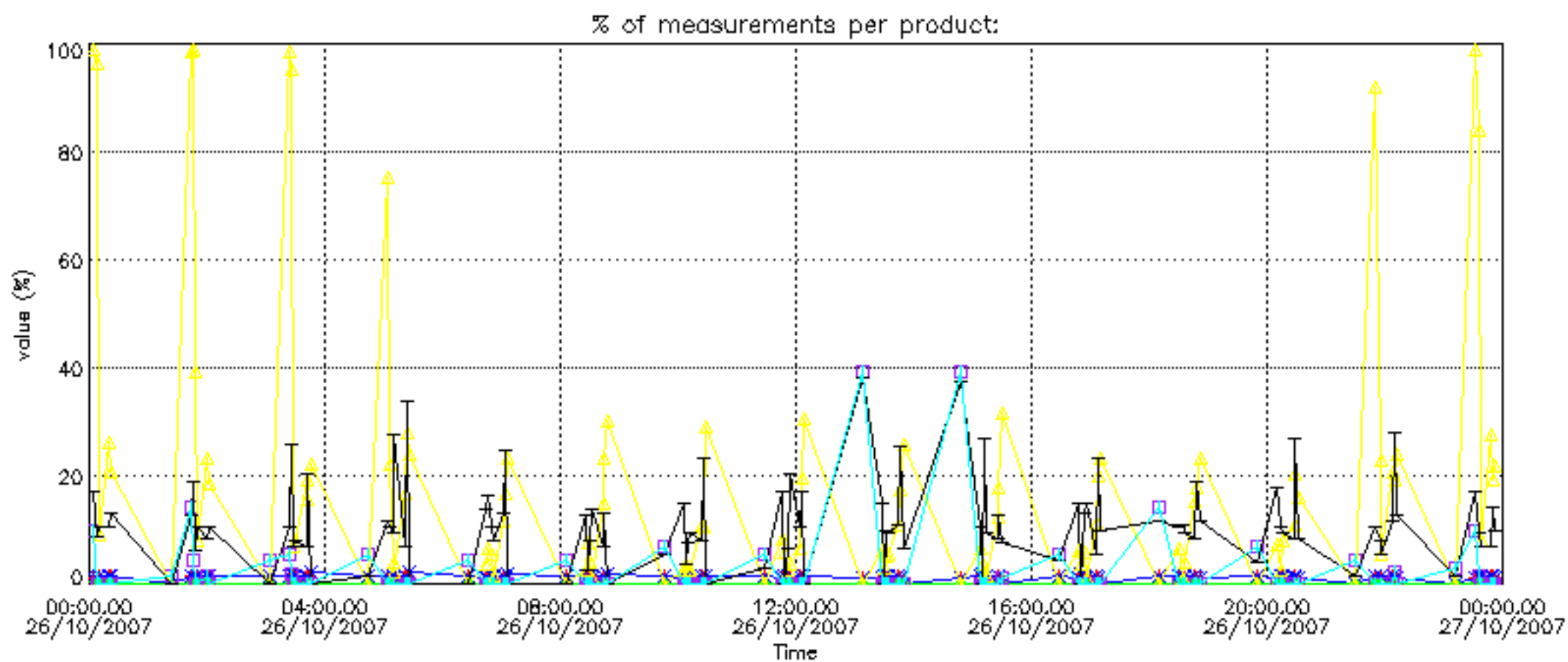


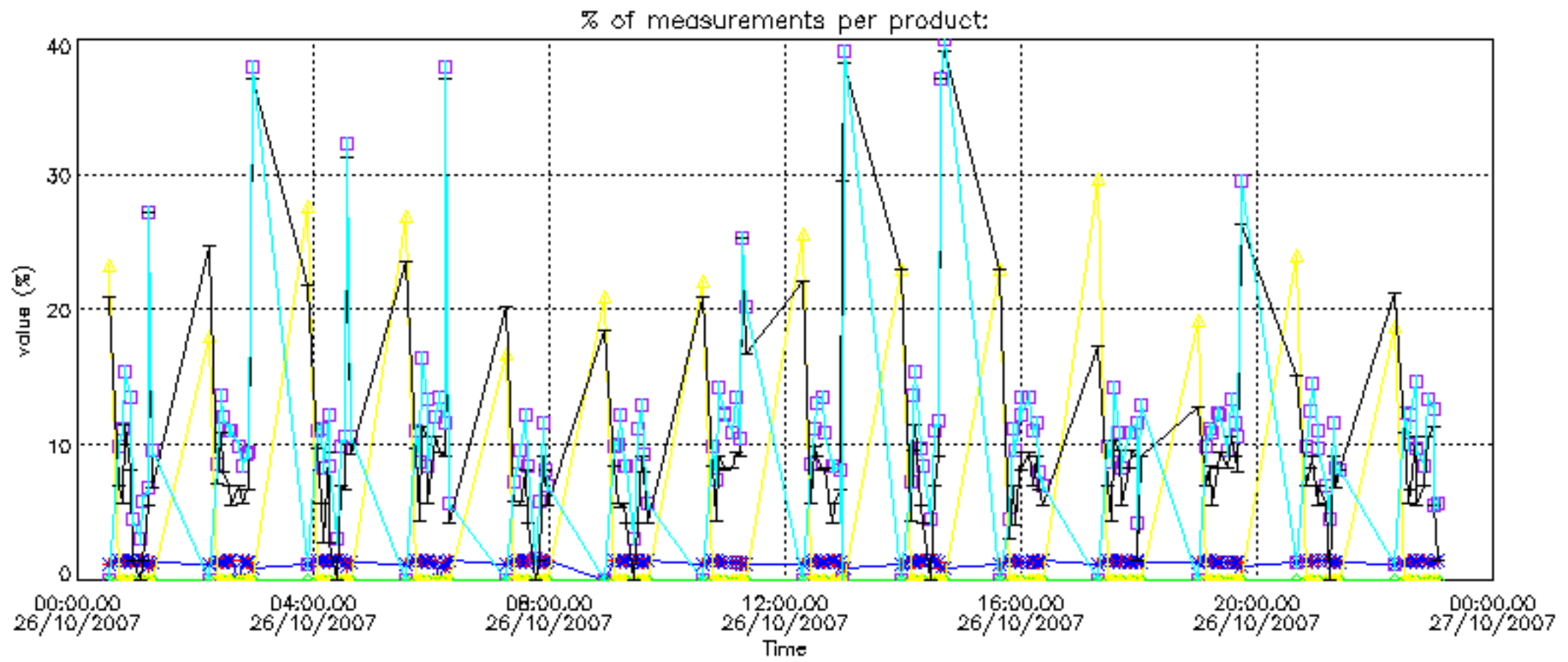
Percentage of flagged data per NO2 profile



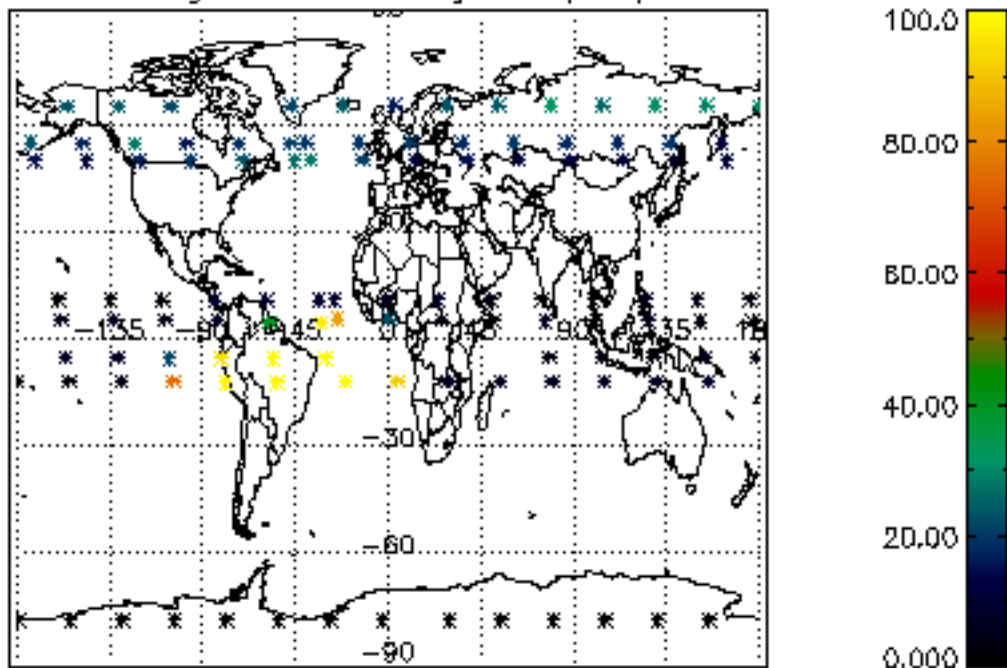
Percentage of flagged data per NO3 profile



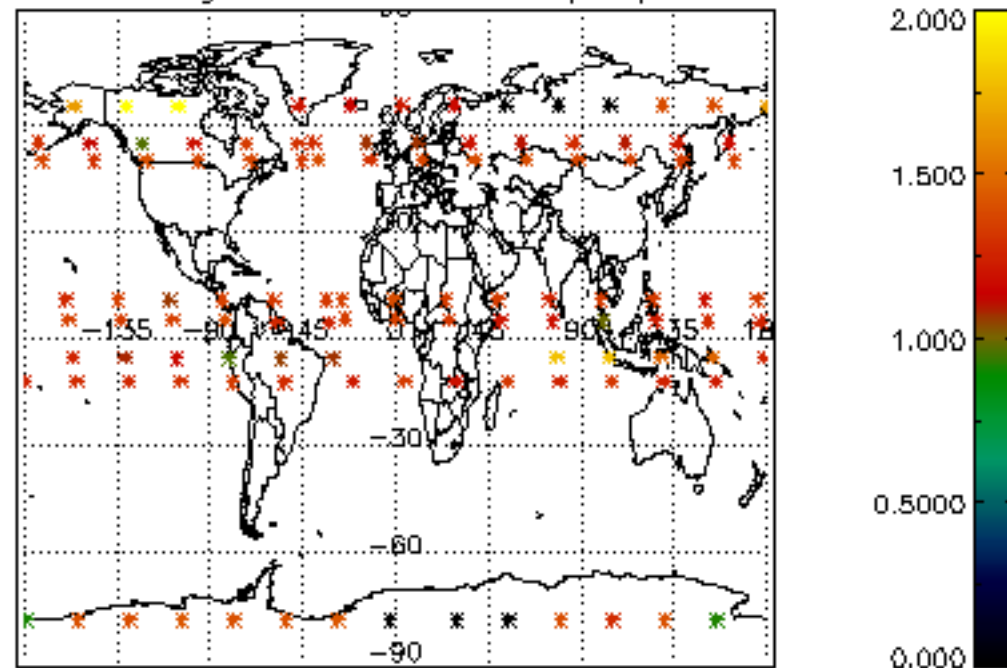




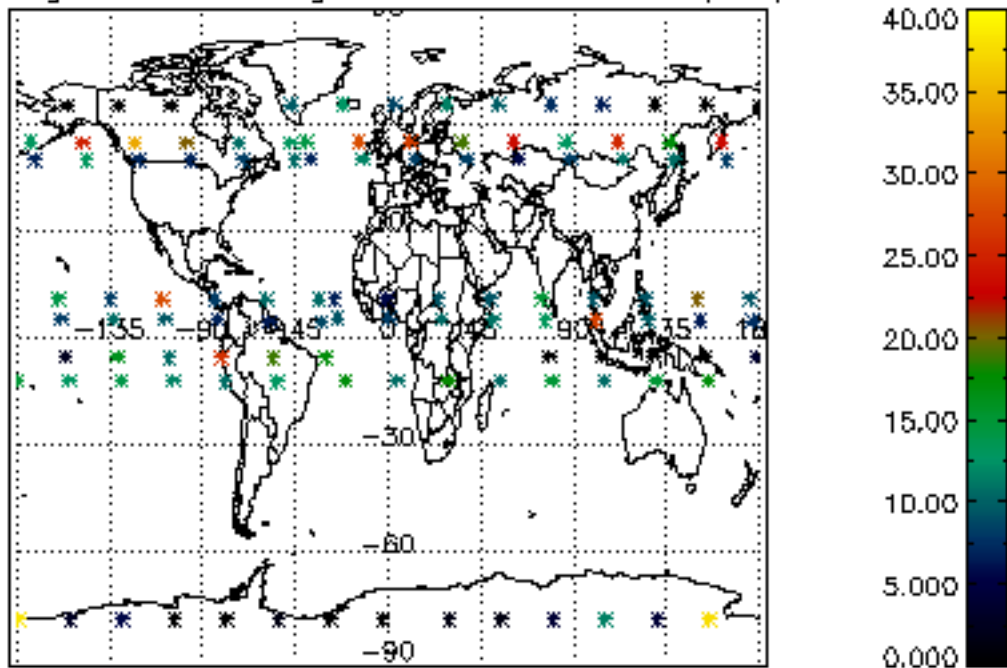
Percentage of cosmic ray hits per profile



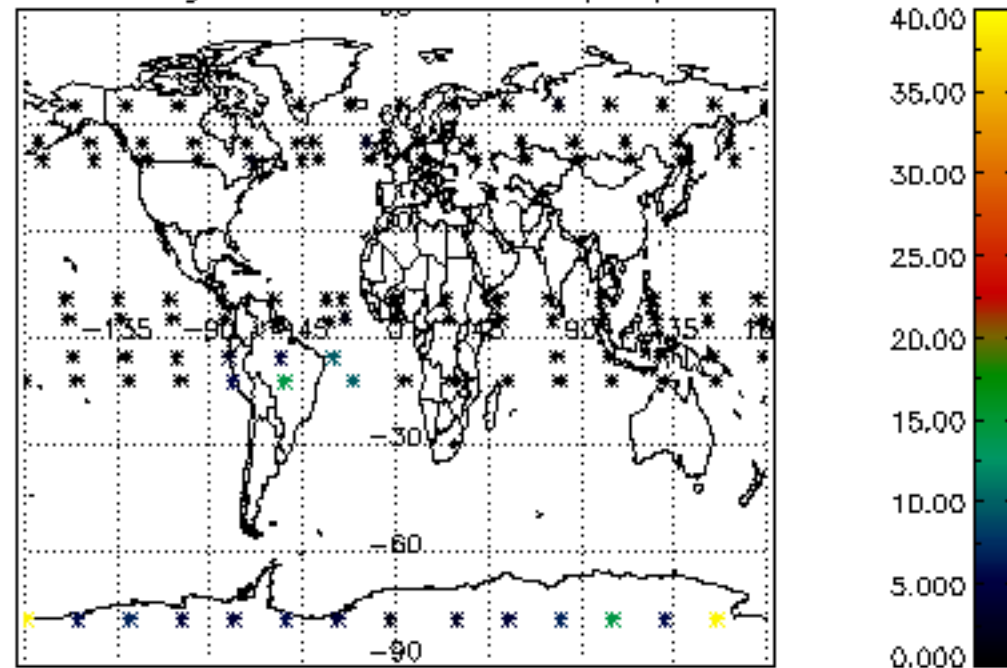
Percentage of datation errors per profile



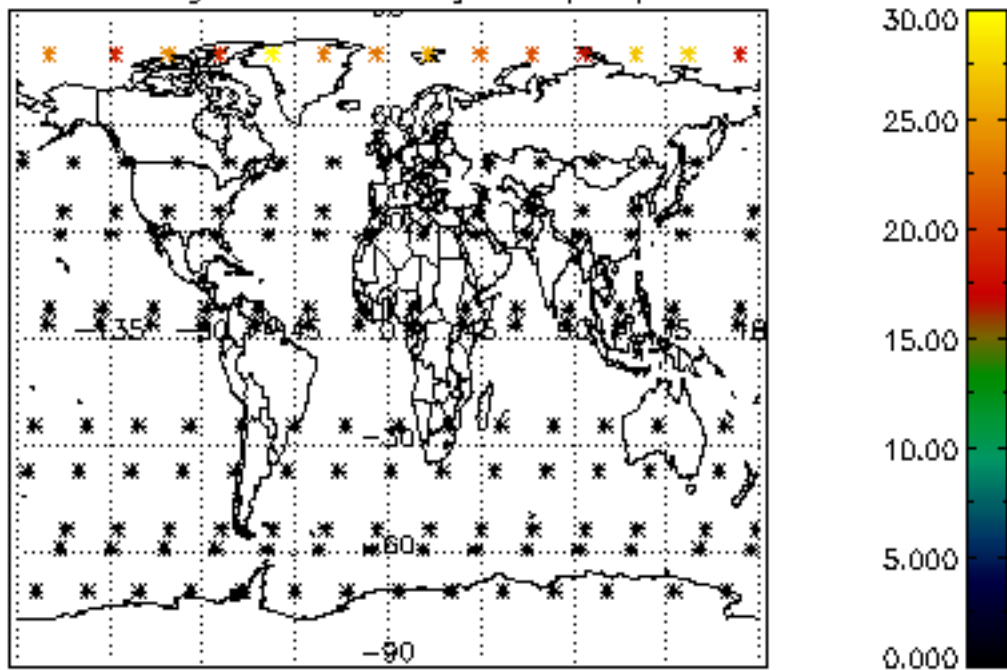
Percentage of star falling outside central band per profile



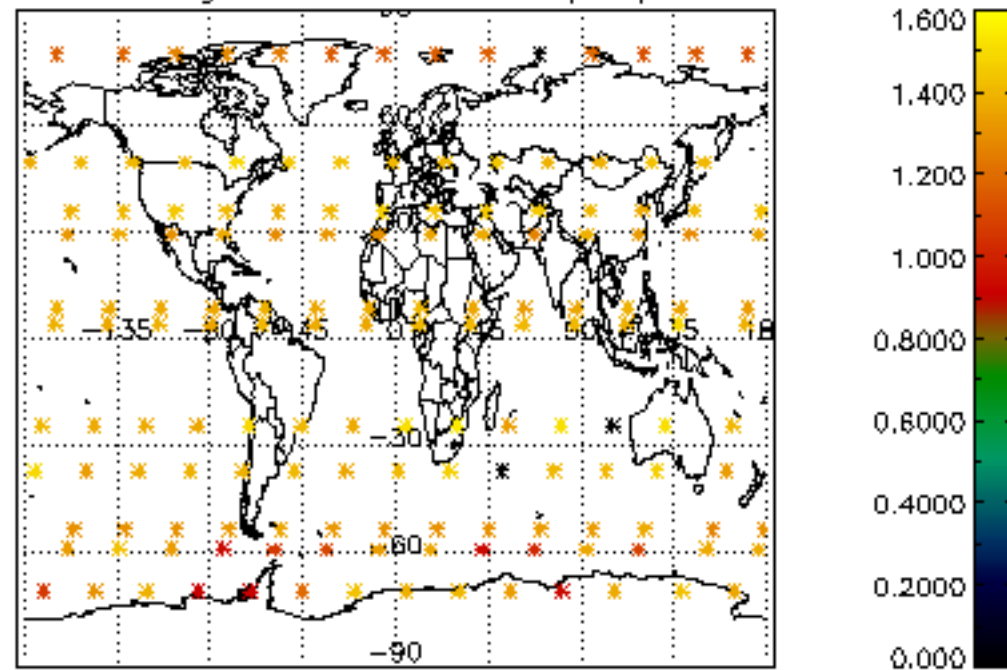
Percentage of saturation errors per profile



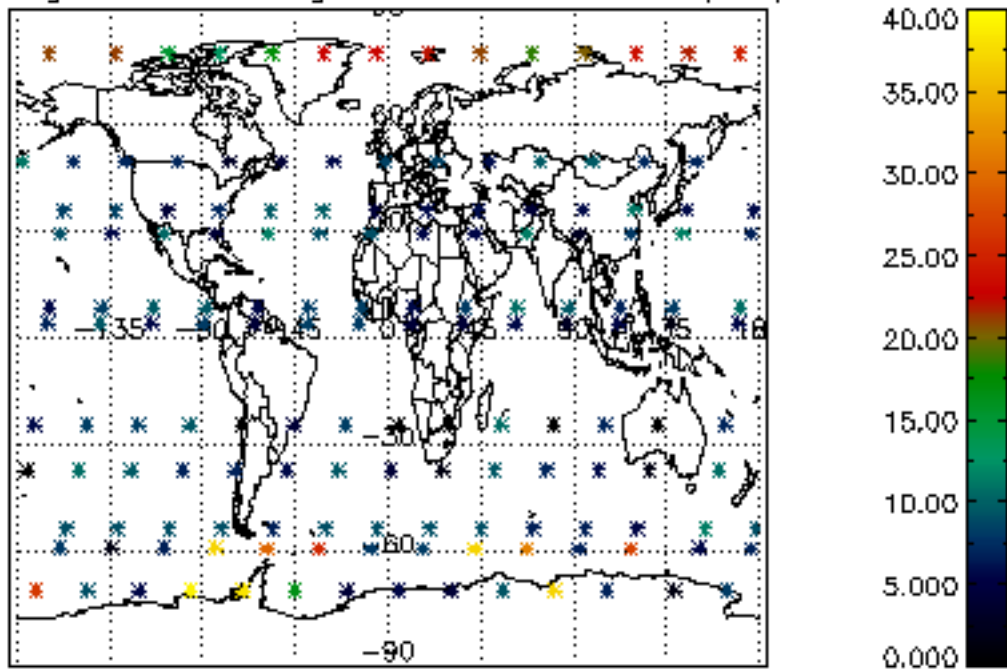
Percentage of cosmic ray hits per profile



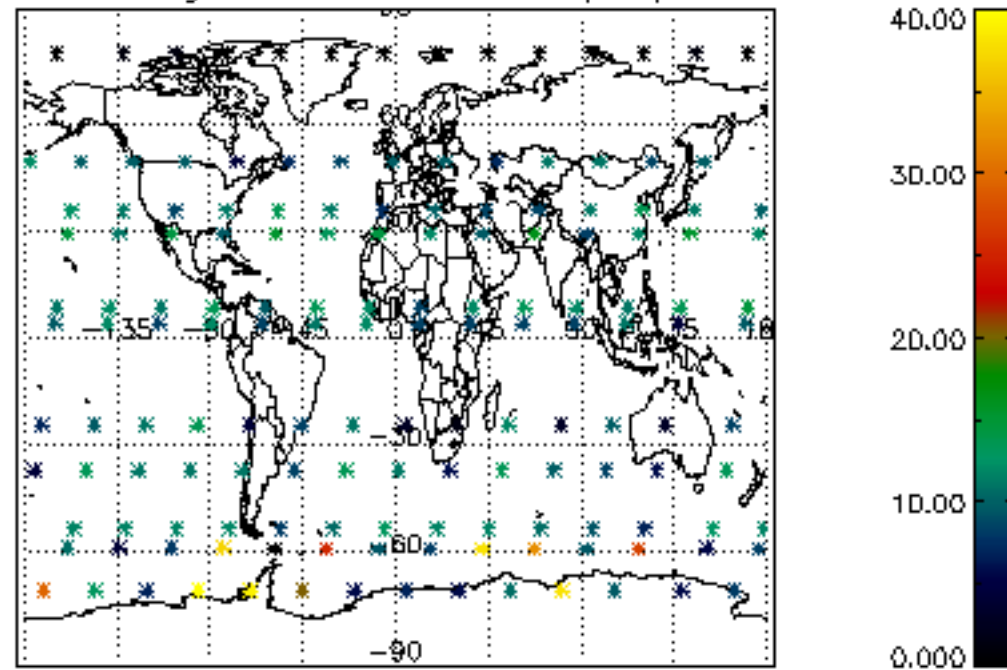
Percentage of datation errors per profile

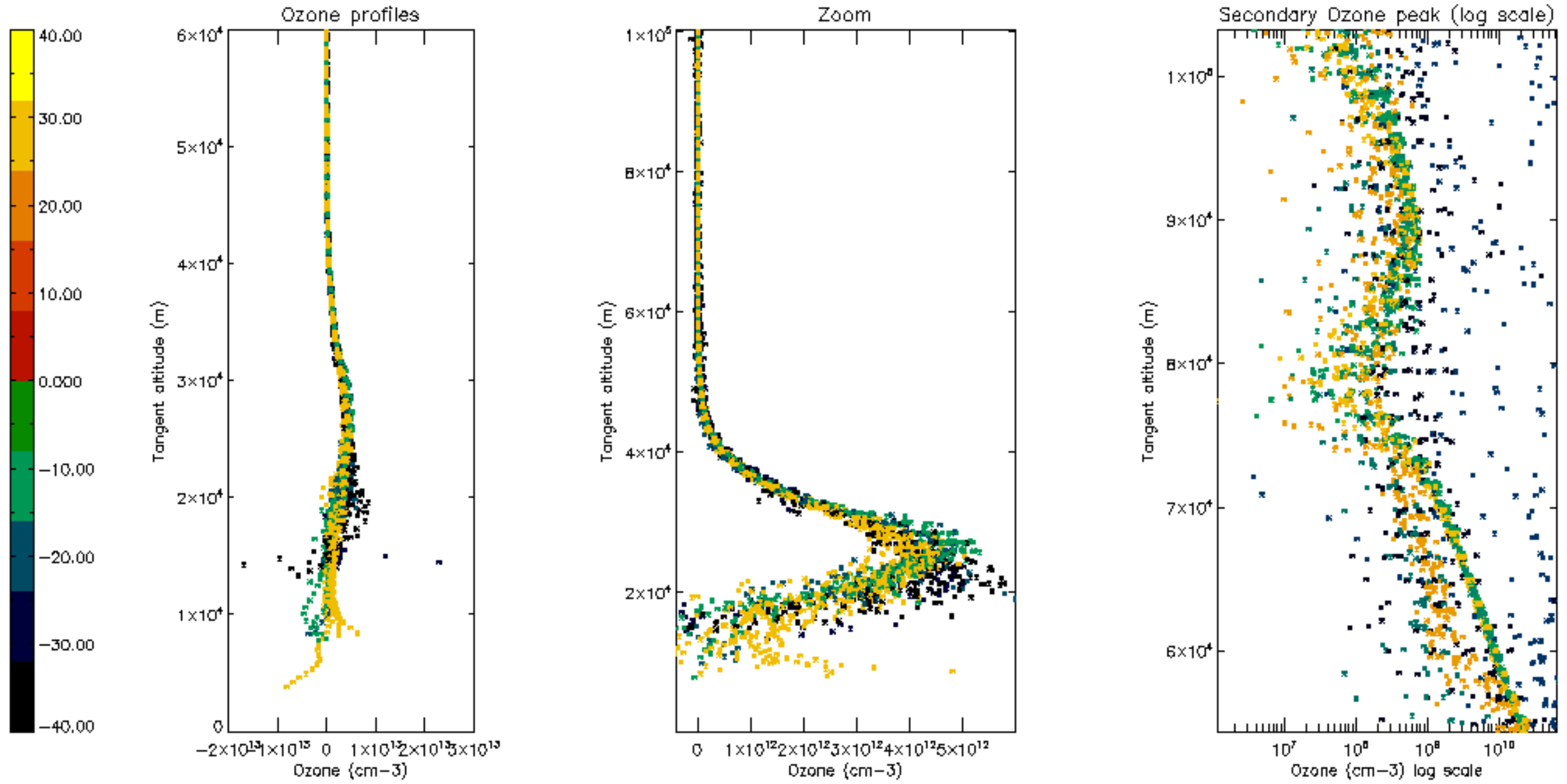


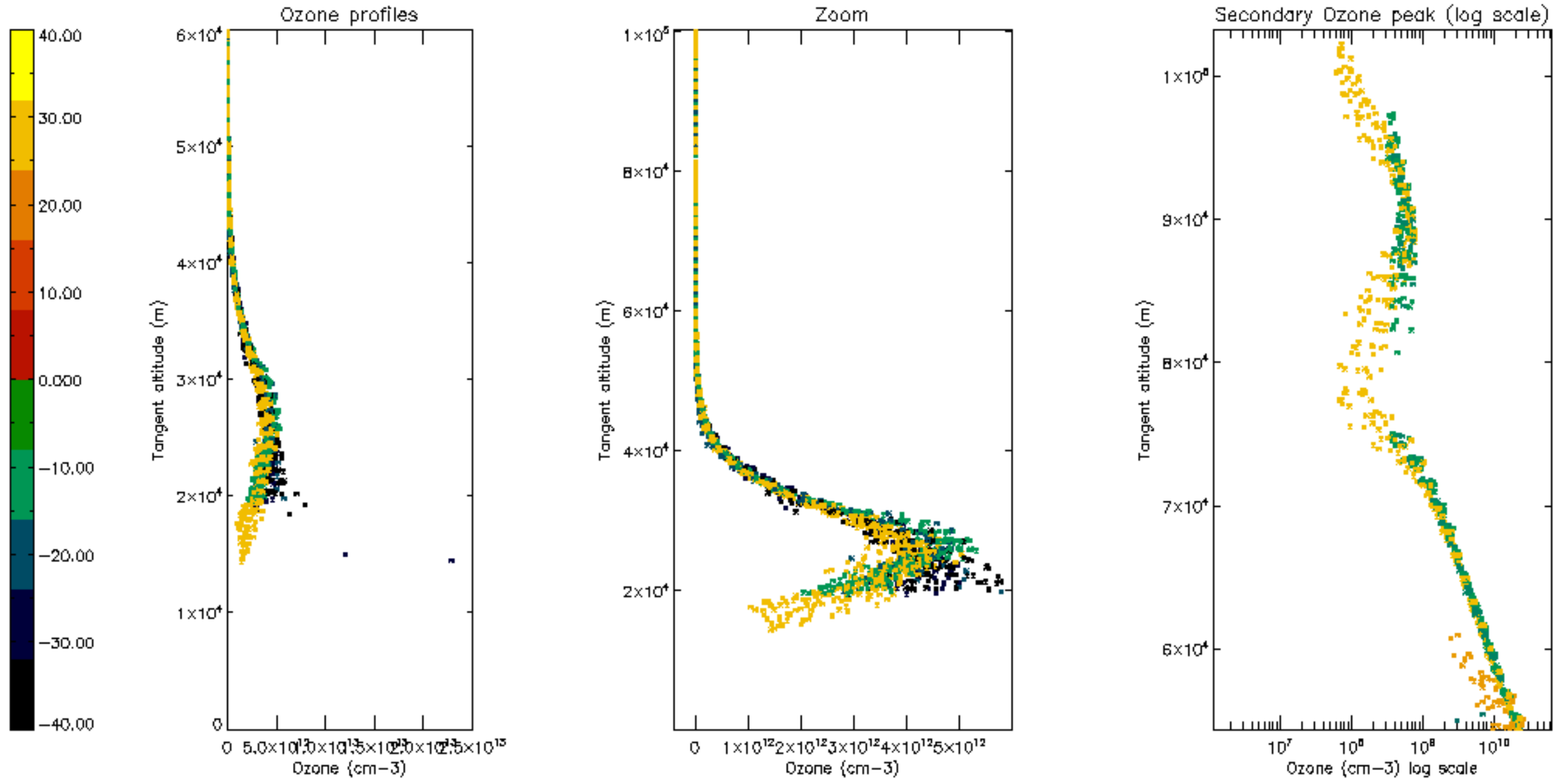
Percentage of star falling outside central band per profile

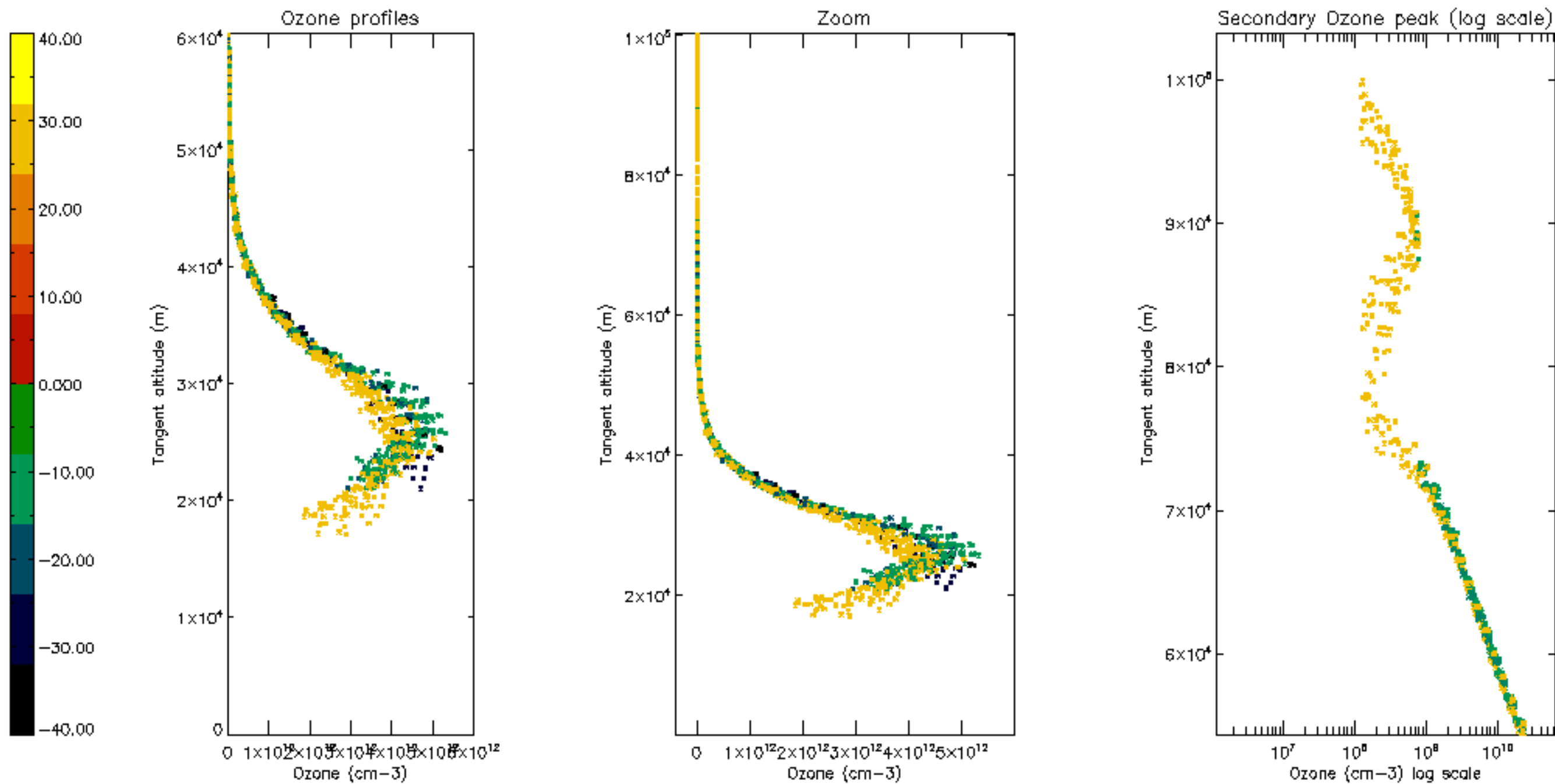


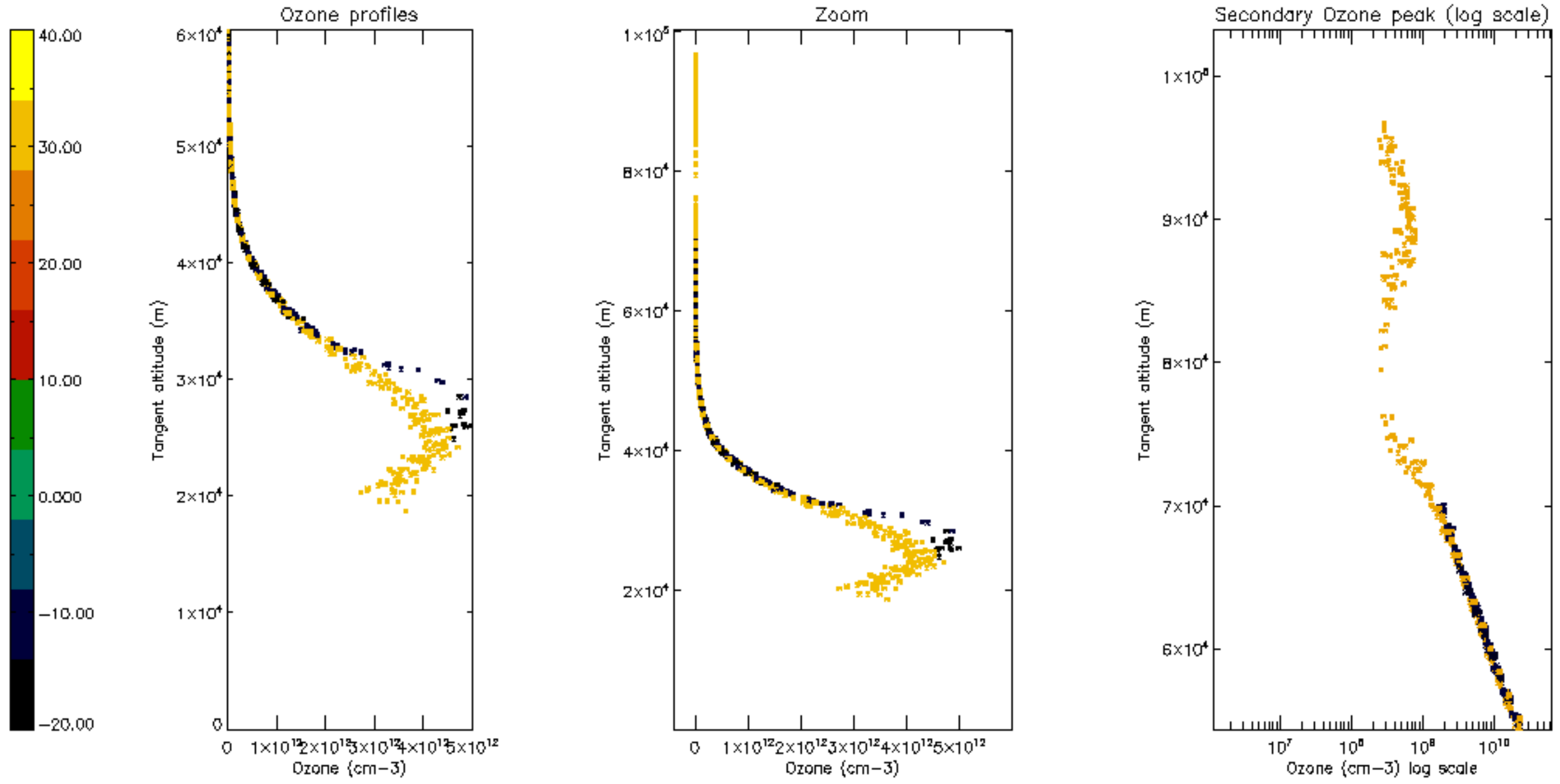
Percentage of saturation errors per profile

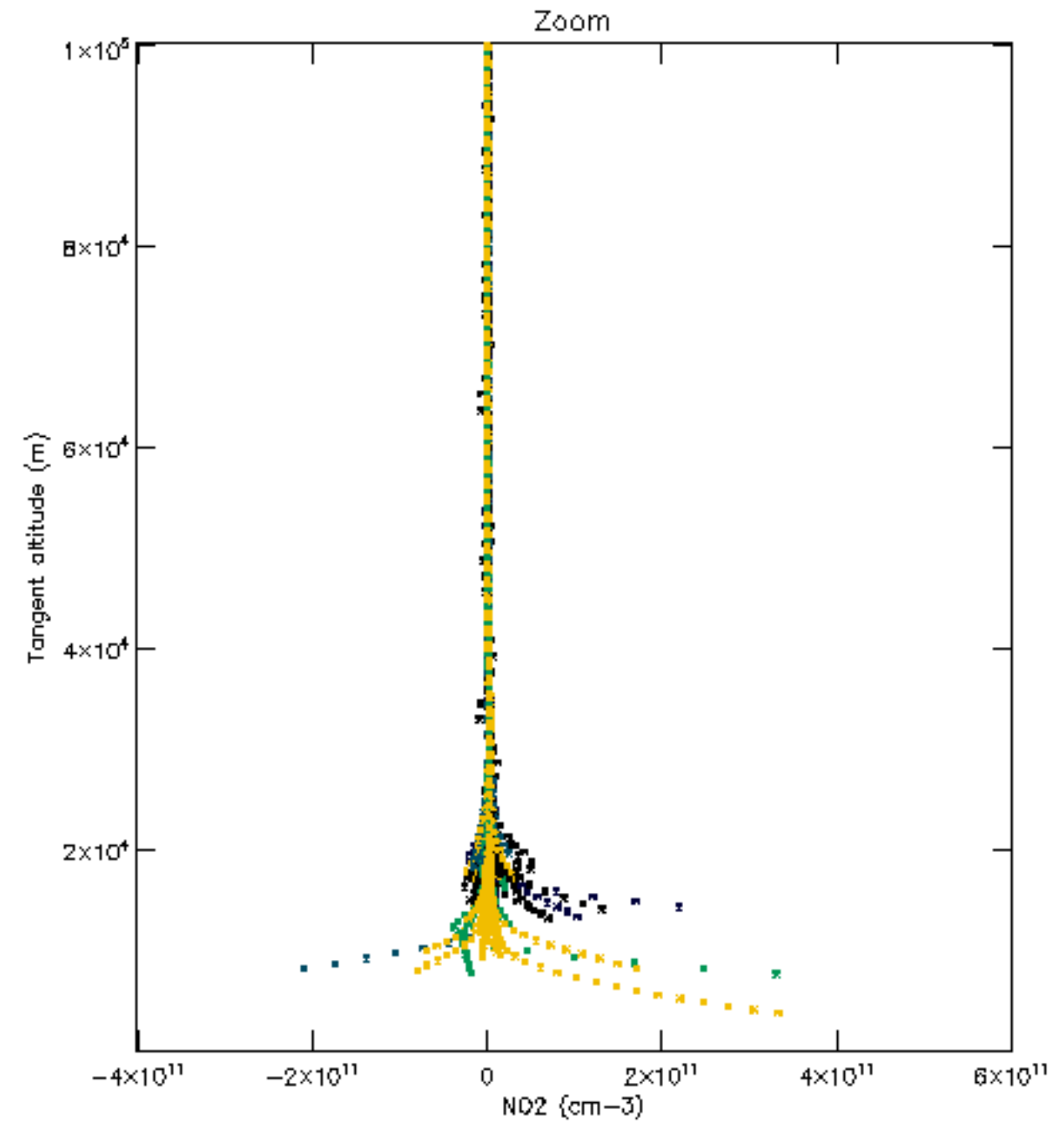
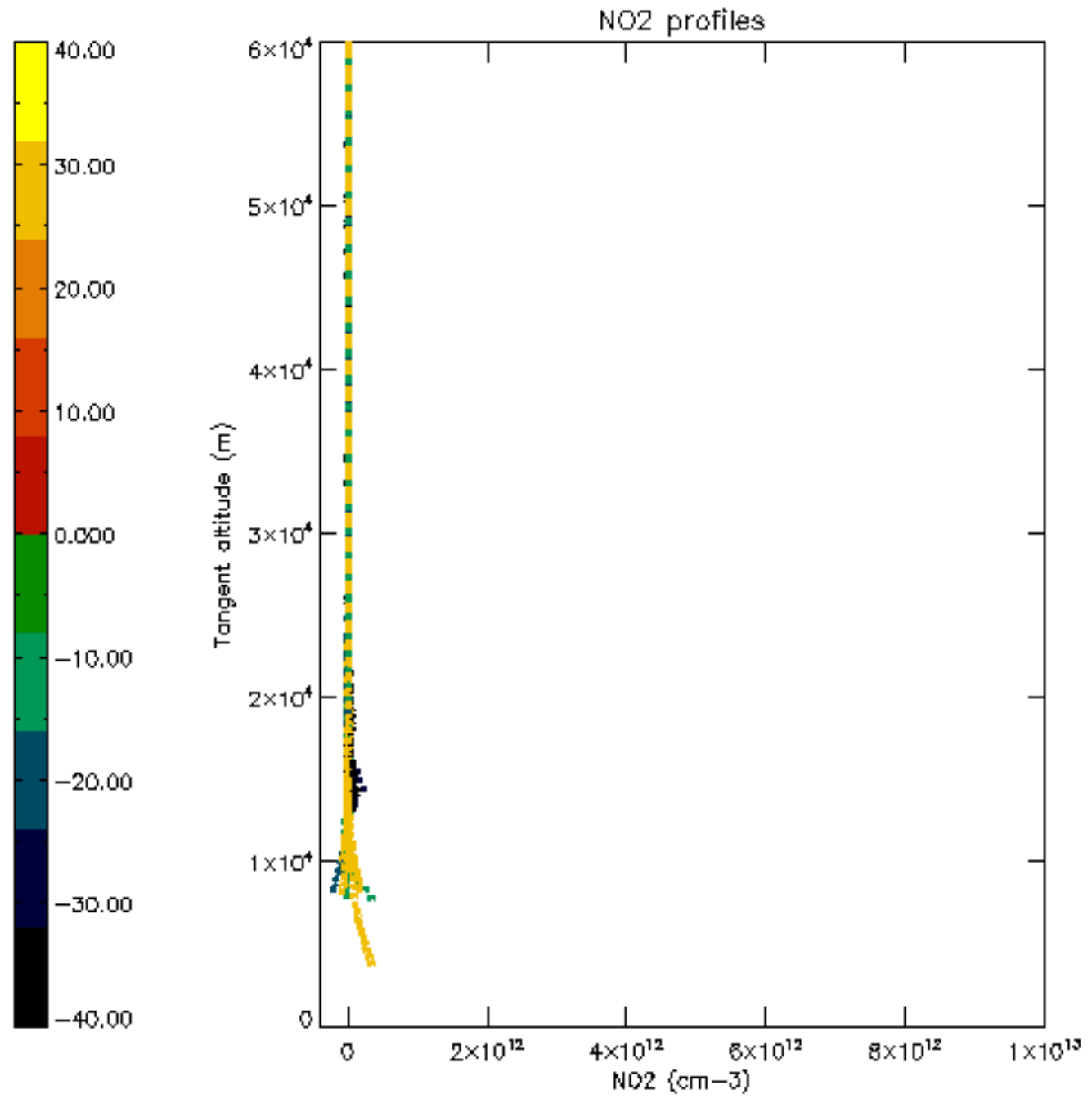


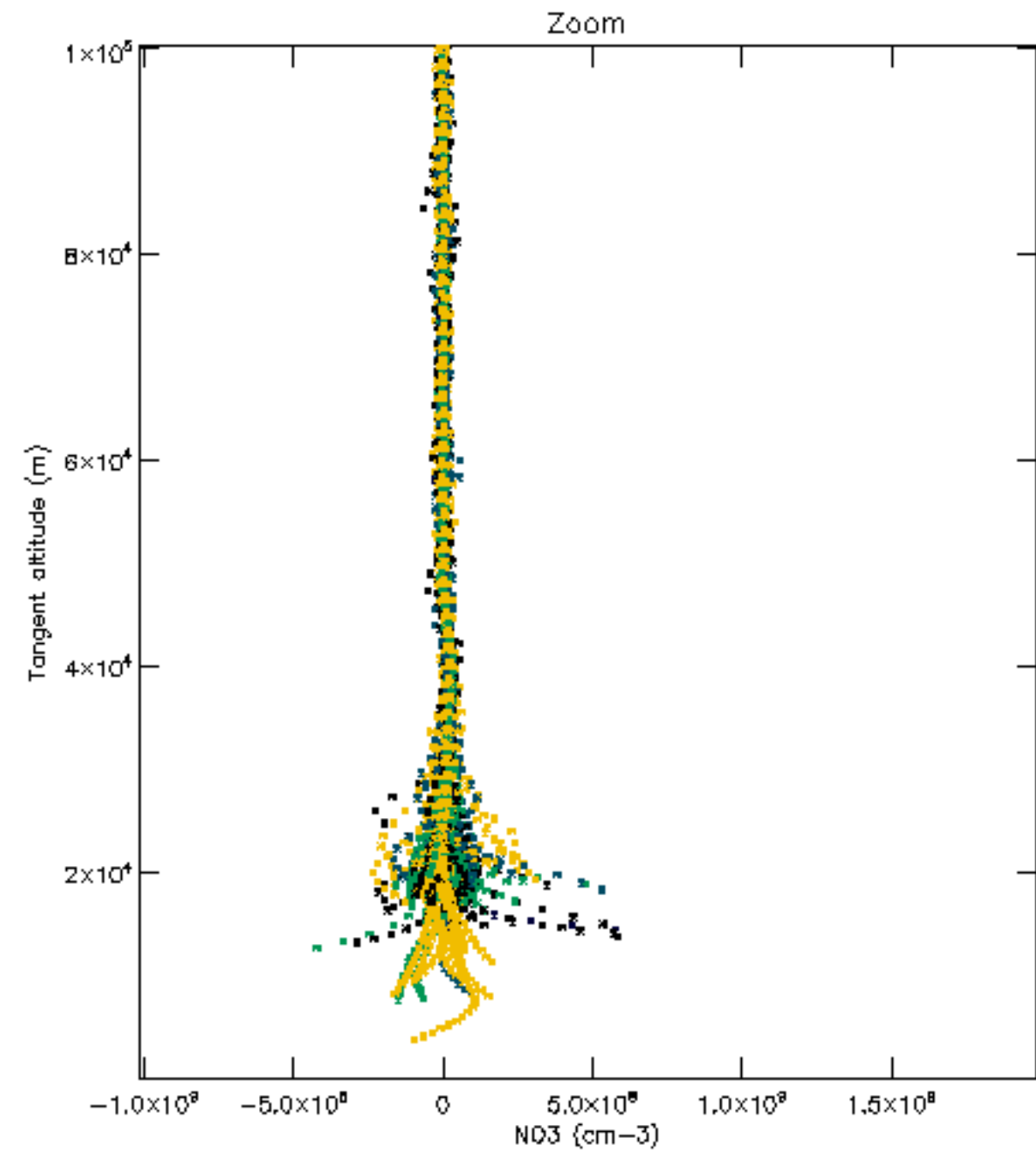
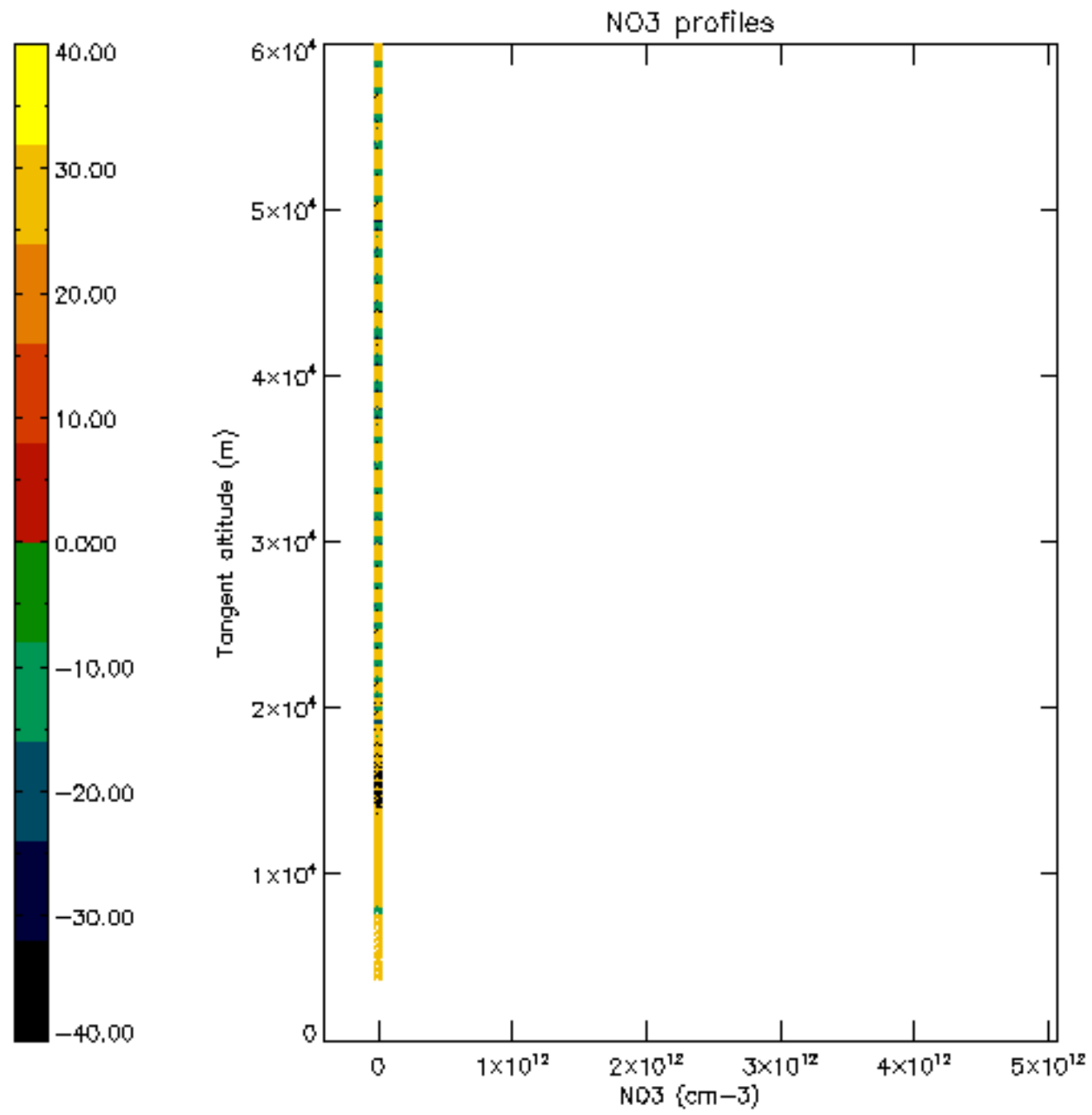


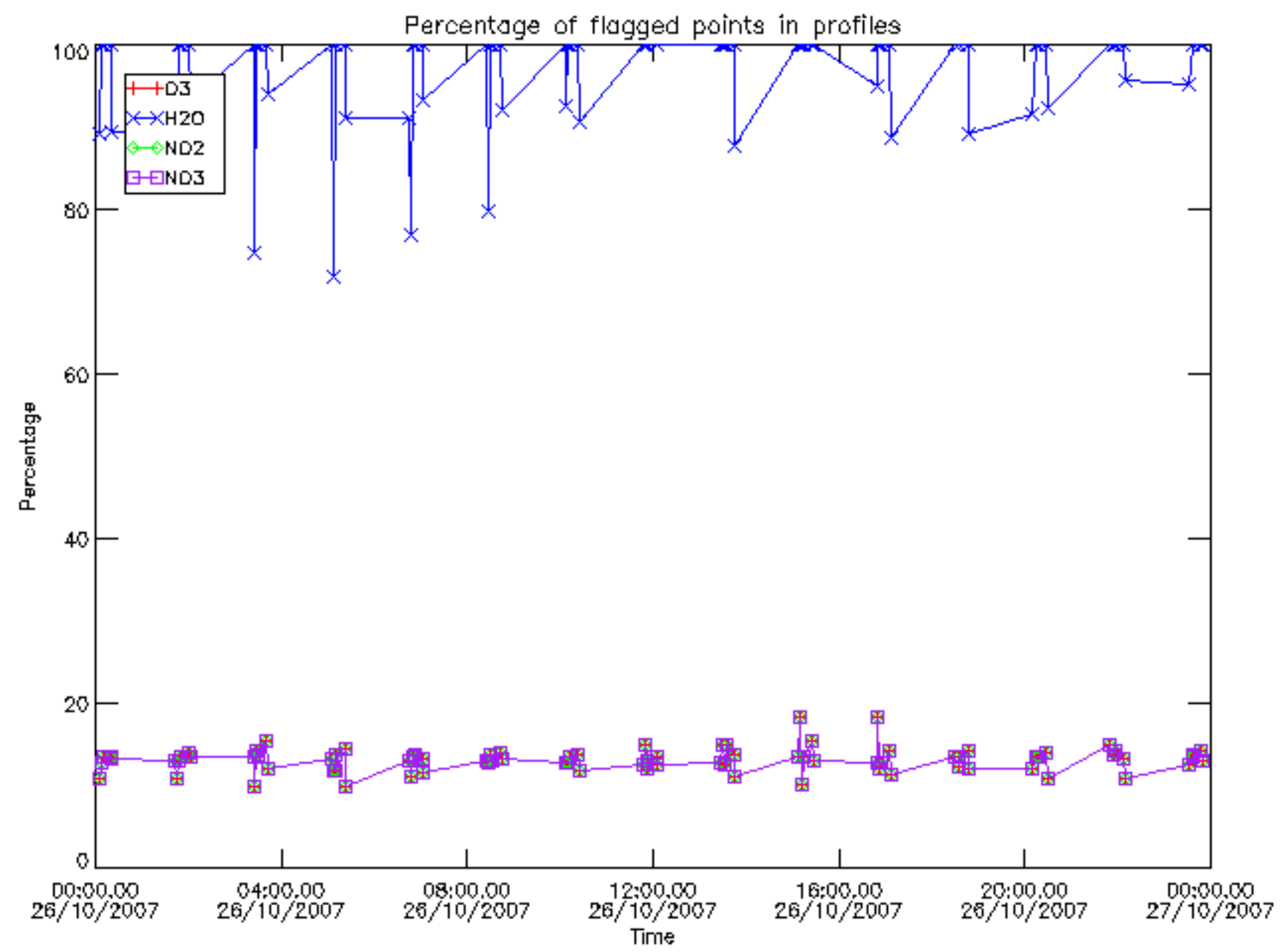




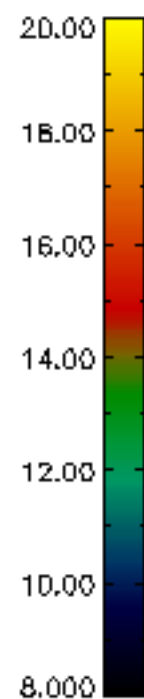
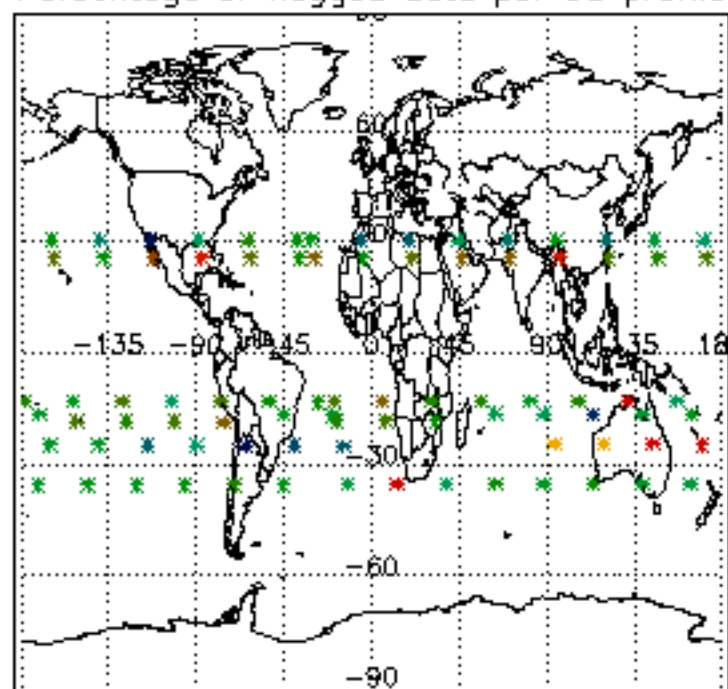




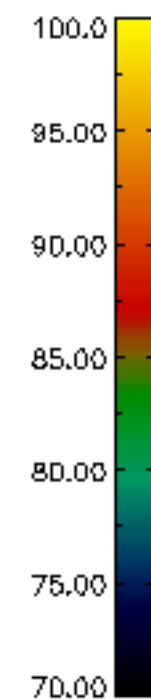
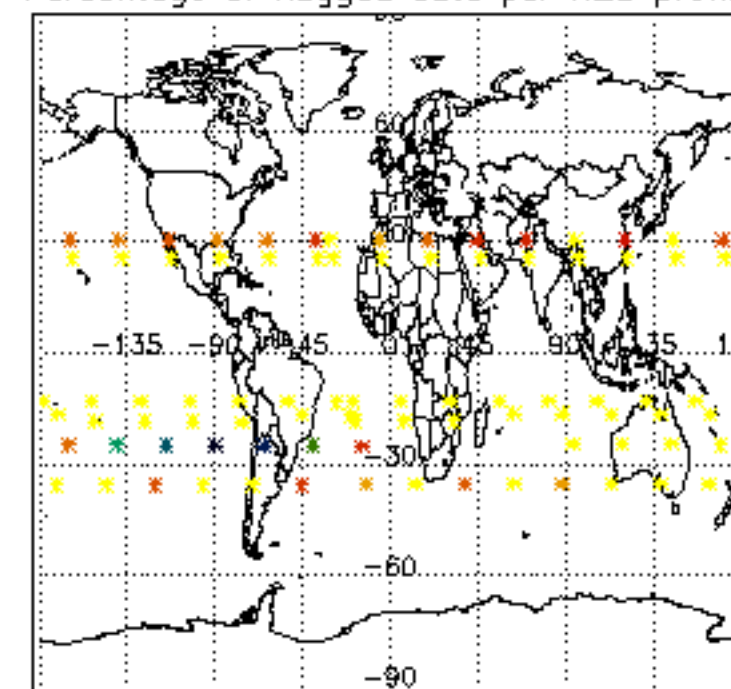




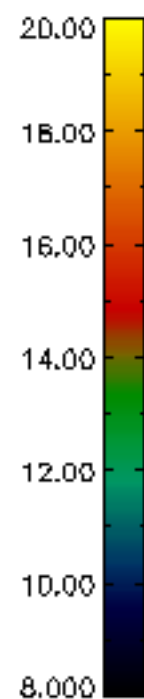
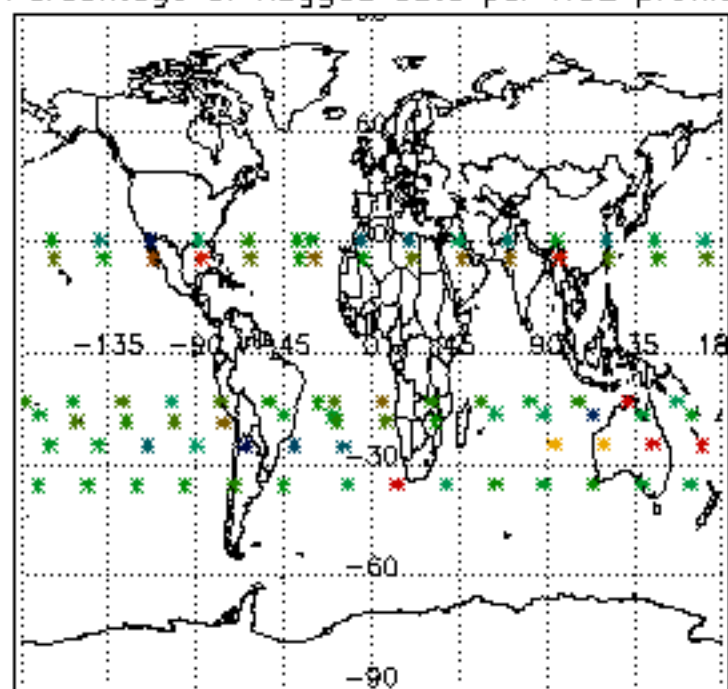
Percentage of flagged data per D3 profile



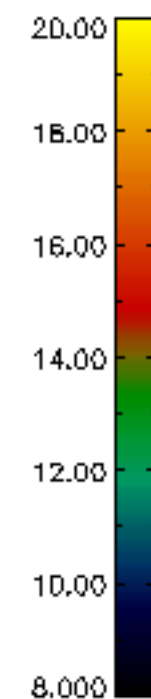
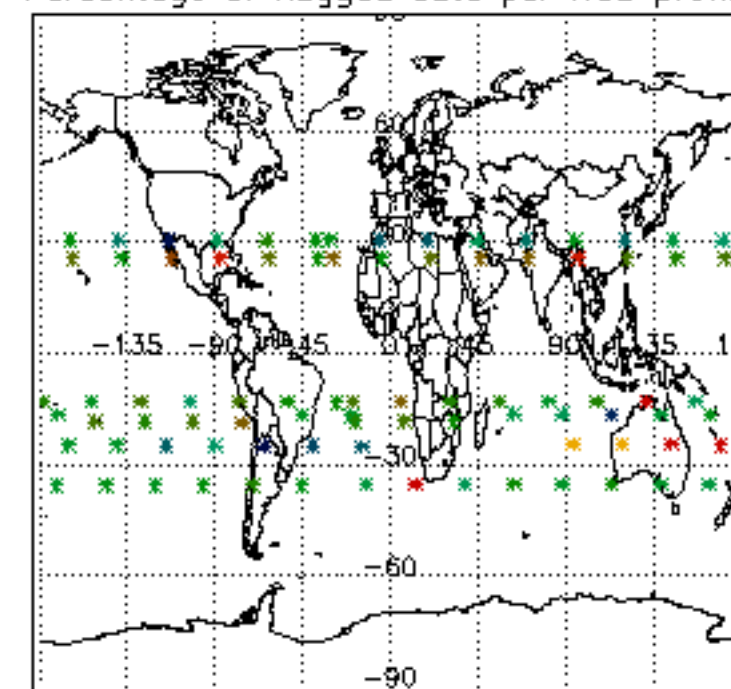
Percentage of flagged data per H2O profile

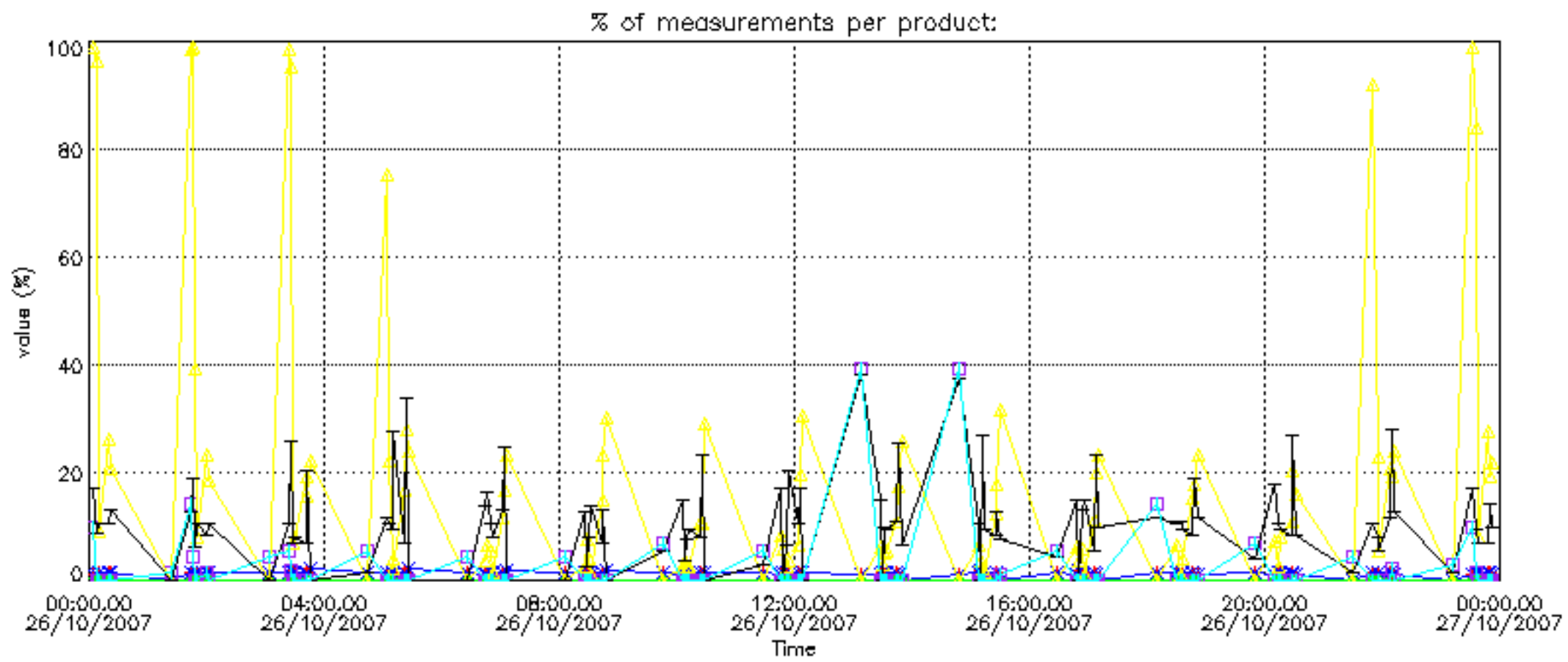


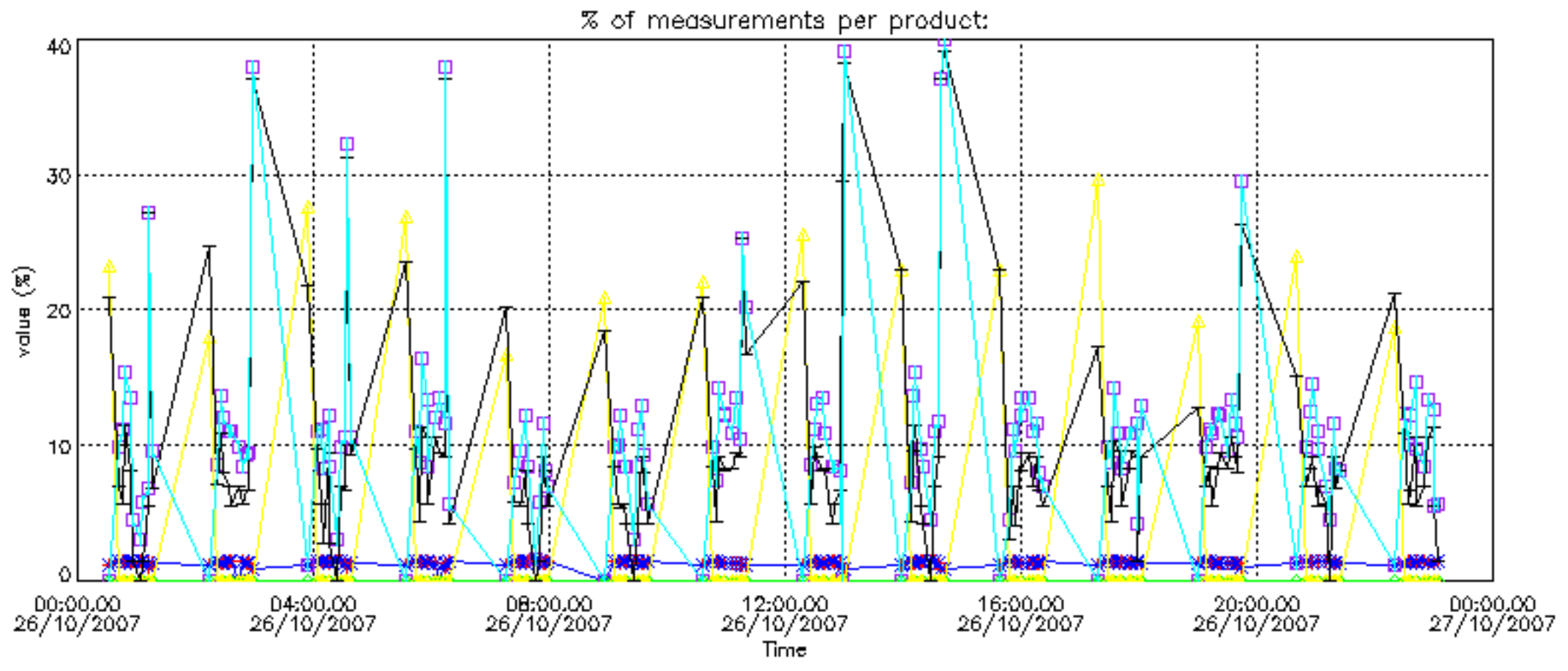
Percentage of flagged data per NO2 profile



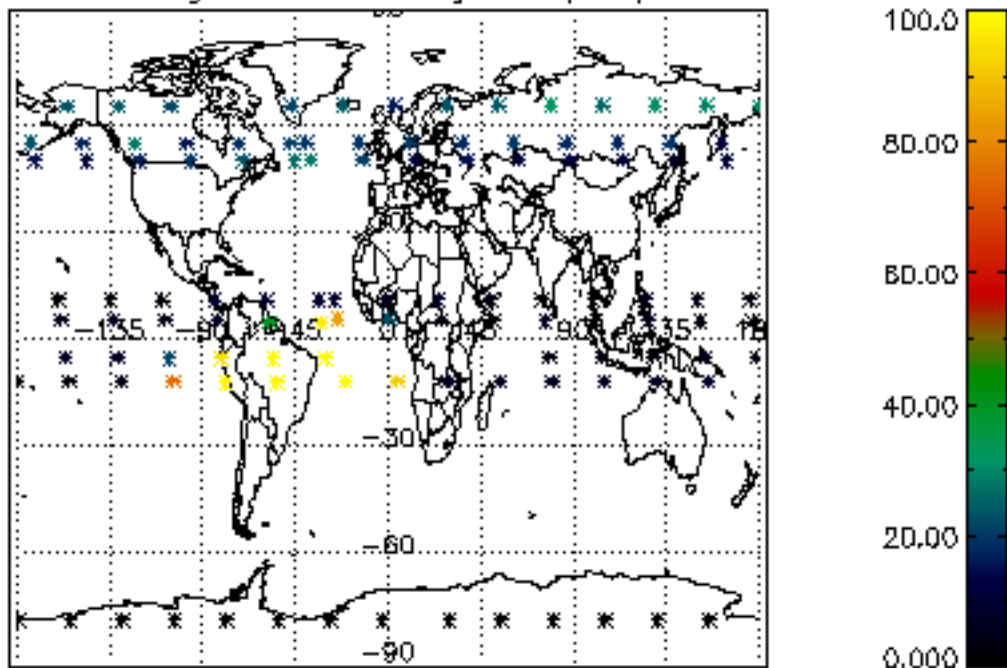
Percentage of flagged data per NO3 profile



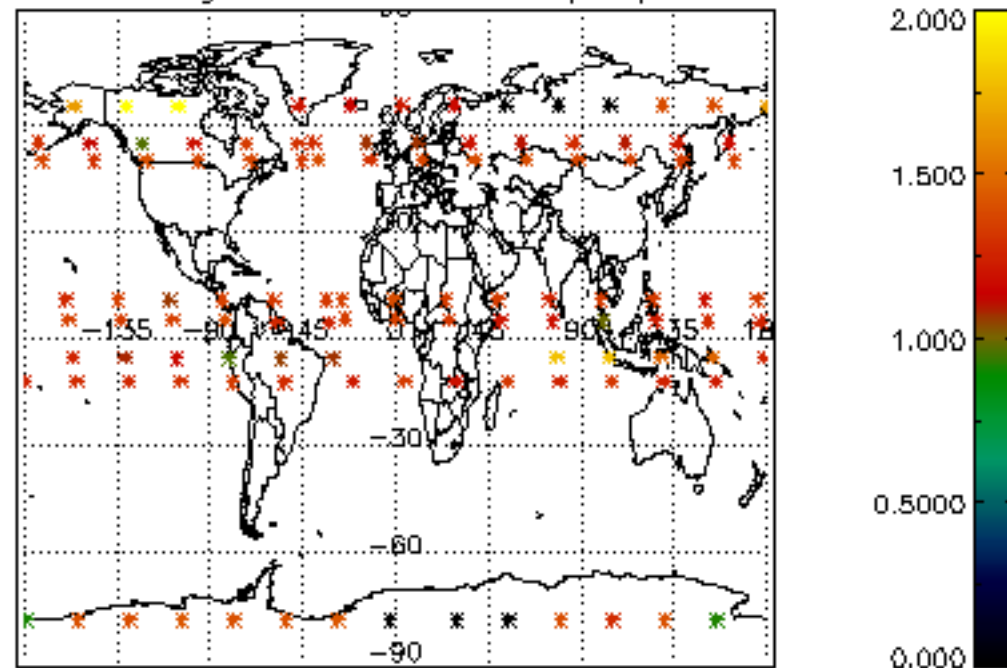




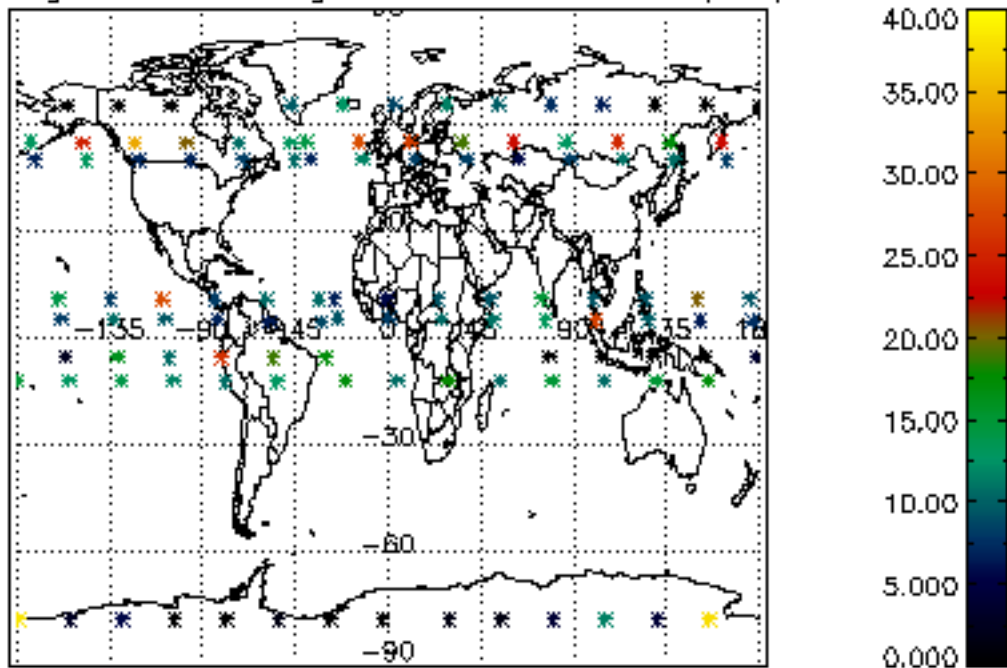
Percentage of cosmic ray hits per profile



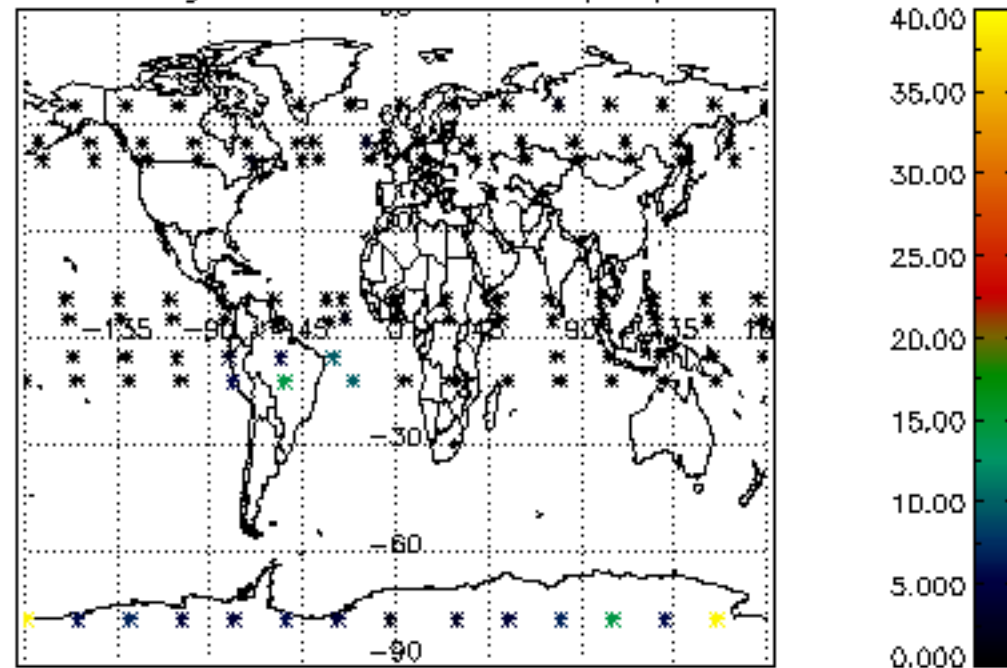
Percentage of datation errors per profile



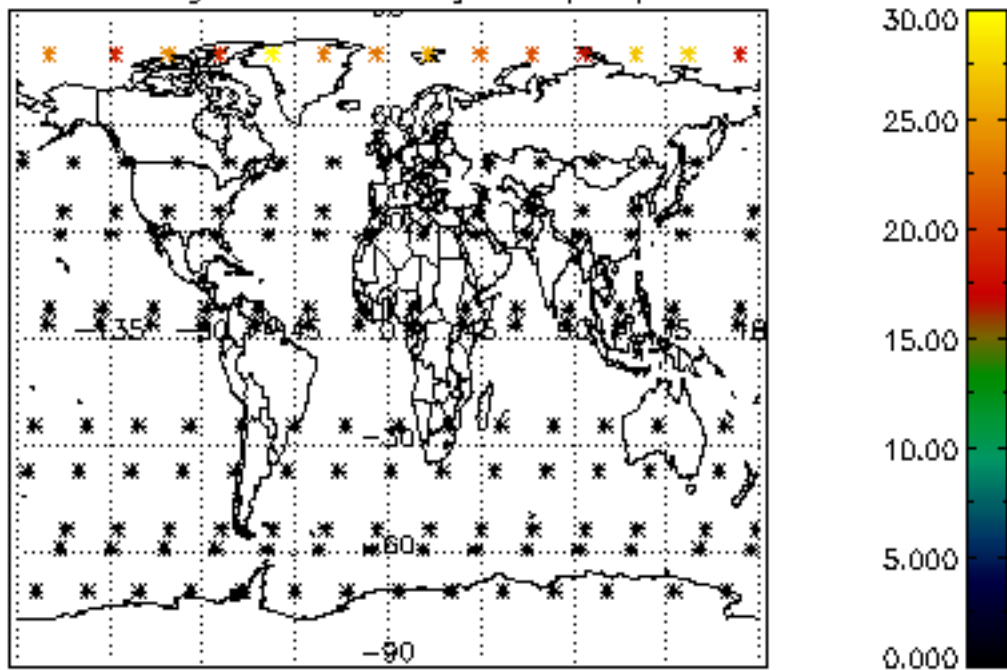
Percentage of star falling outside central band per profile



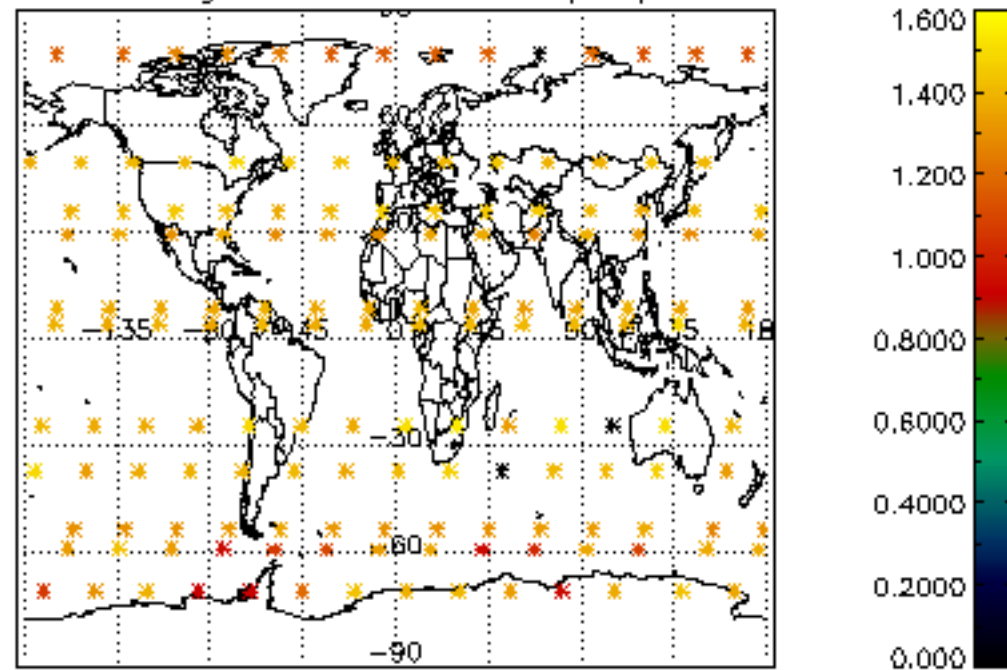
Percentage of saturation errors per profile



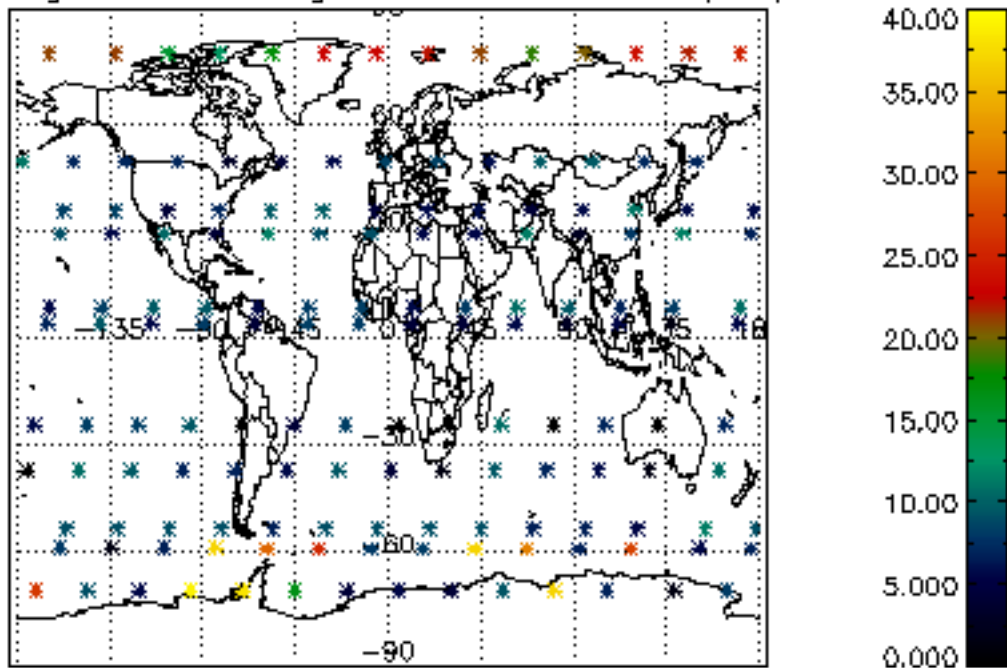
Percentage of cosmic ray hits per profile



Percentage of datation errors per profile



Percentage of star falling outside central band per profile



Percentage of saturation errors per profile

