

GOMOS Level 2 Daily Report

SUMMARY

[1. General Info](#)

[2. Summary of processed GOM_NL_2P products](#)

[3. Level 2 Quality information per product](#)

[3.1 Plot of level 2 quality information per product \(time dependant\)](#)

[3.2 Plot of level 2 quality information per product \(world map\)](#)

[4. Level 1 Quality information per product \(stored on level 2 products\)](#)

[4.1 Plot of level 1 quality information per product \(time dependant\)](#)

[4.1.1 Plot of level 1 quality information per product \(time dependant\): ASCENDING](#)

[4.1.2 Plot of level 1 quality information per product \(time dependant\): DESCENDING](#)

[4.2 Plot of level 1 quality information per product \(world map\)](#)

[4.2.1 Plot of level 1 quality information per product \(world map\): ASCENDING](#)

[4.2.2 Plot of level 1 quality information per product \(world map\): DESCENDING](#)

[5. Ozone profiles based on quality statistics and other trace gas profiles](#)

[5.1 Ozone statistics based on quality of products](#)

[5.2 Plot ozone profiles for all STD \(dark without errors\)](#)

[5.3 Plot ozone profiles where STD < 20% \(dark without errors\)](#)

[5.4. Plot ozone profiles where STD < 10% \(dark without errors\)](#)

[5.5. Plot ozone profiles where STD < 5% \(dark without errors\)](#)

[5.6 Plot NO2 profiles for all STD \(dark without errors\)](#)

[5.7 Plot NO3 profiles for all STD \(dark without errors\)](#)

[5.8 Plot H2O profiles \(only for occultations of stars 1,2,3,4,13,14,16,26,63 dark without errors\) for all STD](#)

[6. Auxiliary Data Files used for the production reported in section 2](#)

This report presents the daily analysis on parameters extracted from GOMOS level 2 data (GOM_NL__2P). It is intended to monitor some important parameters that will impact the quality of these products. A list of level 2 products (and content) that have arrived during the reporting day to the PCF is also given.

Item	Value
Time of report generation	23APR2013 09:20:04
Data source version	GOMOS/6.01
Start time of products	25-10-2007 (25OCT2007 00:00:00)
Stop time of products	26-10-2007 (26OCT2007 00:00:00)
Store outputs in DB	Yes
Nb of level 2 prods	256
Nb of prods with errors	0

2. Summary of processed GOM_NL__2P products.

Nr	Filename	UTC Start time	Limb	Duration	Star Id	Star Name	Star Mag	Star Temp	Nb Meas	Orbit	Prod. error
1	GOM_NL__2PRFIN20071025_000220_000000392062_00431_29543_7384.N1	25-OCT-2007 00:02:20	Bright	38.500	36	50Alp UMa	1.8000	6300.0	77	29543	No
2	GOM_NL__2PRFIN20071025_000355_000000372062_00431_29543_7385.N1	25-OCT-2007 00:03:55	Bright	37.000	82	48Bet UMa	2.3650	10600.	74	29543	No
3	GOM_NL__2PRFIN20071025_000727_000000352062_00431_29543_7386.N1	25-OCT-2007 00:07:27	Bright	35.000	174	52Psi UMa	3.0040	4400.0	70	29543	No
4	GOM_NL__2PRFIN20071025_001429_000000452062_00431_29543_7387.N1	25-OCT-2007 00:14:29	Bright	45.000	96	68Del Leo	2.5600	9300.0	90	29543	No
5	GOM_NL__2PRFIN20071025_003406_000000372062_00431_29543_7388.N1	25-OCT-2007 00:34:06	Dark	37.000	113	Mu Vel	2.6920	5000.0	74	29543	No
6	GOM_NL__2PRFIN20071025_003552_000000472062_00431_29543_7389.N1	25-OCT-2007 00:35:52	Dark	47.000	65	Lam Vel	2.2040	4400.0	94	29543	No
7	GOM_NL__2PRFIN20071025_003845_000000412062_00432_29544_7269.N1	25-OCT-2007 00:38:45	Dark	40.500	46	Del Vel	1.9540	10600.	81	29544	No
8	GOM_NL__2PRFIN20071025_004033_000000382062_00432_29544_7270.N1	25-OCT-2007 00:40:33	Dark	37.500	29	Bet Car	1.6720	10200.	75	29544	No
9	GOM_NL__2PRFIN20071025_005134_000000382062_00432_29544_7271.N1	25-OCT-2007 00:51:34	Dark	37.500	143	Alp Hyi	2.8570	7200.0	75	29544	No
10	GOM_NL__2PRFIN20071025_005259_000000482062_00432_29544_7272.N1	25-OCT-2007 00:52:59	Dark	47.500	9	Alp Eri	0.45300	24000.	95	29544	No
11	GOM_NL__2PRFIN20071025_010423_000000422062_00432_29544_7273.N1	25-OCT-2007 01:04:23	Straylight	42.000	52	16Bet Cet	2.0370	4500.0	84	29544	No
12	GOM_NL__2PRFIN20071025_011352_000000352062_00432_29544_7274.N1	25-OCT-2007 01:13:52	Bright	35.000	140	88Gam Peg	2.8340	26000.	70	29544	No
13	GOM_NL__2PRFIN20071025_011746_000000372062_00432_29544_7275.N1	25-OCT-2007 01:17:46	Bright	36.500	58	21Alp And	2.0730	11000.	73	29544	No
14	GOM_NL__2PRFIN20071025_011942_000000402062_00432_29544_7276.N1	25-OCT-2007 01:19:42	Bright	39.500	53	43Bet And	2.0480	3300.0	79	29544	No
15	GOM_NL__2PRFIN20071025_012528_000000362062_00432_29544_7277.N1	25-OCT-2007 01:25:28	Bright	35.500	68	18Alp Cas	2.2250	4500.0	71	29544	No
16	GOM_NL__2PRFIN20071025_012644_000000372062_00432_29544_7278.N1	25-OCT-2007 01:26:44	Bright	37.000	76	27Gam Cas	2.3000	30000.	74	29544	No
17	GOM_NL__2PRFIN20071025_013442_000000362062_00432_29544_7279.N1	25-OCT-2007 01:34:42	Bright	36.000	49	1Alp UMi	1.9900	6300.0	72	29544	No
18	GOM_NL__2PRFIN20071025_013810_000000362062_00432_29544_7280.N1	25-OCT-2007 01:38:10	Bright	36.000	60	7Bet UMi	2.0810	3950.0	72	29544	No
19	GOM_NL__2PRFIN20071025_014256_000000392062_00432_29544_7281.N1	25-OCT-2007 01:42:56	Bright	38.500	36	50Alp UMa	1.8000	6300.0	77	29544	No
20	GOM_NL__2PRFIN20071025_014431_000000372062_00432_29544_7282.N1	25-OCT-2007 01:44:31	Bright	36.500	82	48Bet UMa	2.3650	10600.	73	29544	No
21	GOM_NL__2PRFIN20071025_014803_000000352062_00432_29544_7283.N1	25-OCT-2007 01:48:03	Bright	35.000	174	52Psi UMa	3.0040	4400.0	70	29544	No
22	GOM_NL__2PRFIN20071025_015505_000000352062_00432_29544_7284.N1	25-OCT-2007 01:55:05	Bright	35.000	96	68Del Leo	2.5600	9300.0	70	29544	No
23	GOM_NL__2PRFIN20071025_021443_000000372062_00432_29544_7285.N1	25-OCT-2007 02:14:43	Dark	37.000	113	Mu Vel	2.6920	5000.0	74	29544	No
24	GOM_NL__2PRFIN20071025_021628_000000472062_00432_29544_7286.N1	25-OCT-2007 02:16:28	Dark	47.000	65	Lam Vel	2.2040	4400.0	94	29544	No
25	GOM_NL__2PRFIN20071025_021921_000000412062_00433_29545_7285.N1	25-OCT-2007 02:19:21	Dark	41.000	46	Del Vel	1.9540	10600.	82	29545	No
26	GOM_NL__2PRFIN20071025_022109_000000402062_00433_29545_7286.N1	25-OCT-2007 02:21:09	Dark	39.500	29	Bet Car	1.6720	10200.	79	29545	No
27	GOM_NL__2PRFIN20071025_023210_000000372062_00433_29545_7287.N1	25-OCT-2007 02:32:10	Dark	37.000	143	Alp Hyi	2.8570	7200.0	74	29545	No
28	GOM_NL__2PRFIN20071025_023335_000000452062_00433_29545_7288.N1	25-OCT-2007 02:33:35	Dark	44.500	9	Alp Eri	0.45300	24000.	89	29545	No
29	GOM_NL__2PRFIN20071025_024500_000000432062_00433_29545_7289.N1	25-OCT-2007 02:45:00	Straylight	42.500	52	16Bet Cet	2.0370	4500.0	85	29545	No
30	GOM_NL__2PRFIN20071025_025429_000000352062_00433_29545_7290.N1	25-OCT-2007 02:54:29	Bright	35.000	140	88Gam Peg	2.8340	26000.	70	29545	No
31	GOM_NL__2PRFIN20071025_025822_000000372062_00433_29545_7291.N1	25-OCT-2007 02:58:22	Bright	37.000	58	21Alp And	2.0730	11000.	74	29545	No
32	GOM_NL__2PRFIN20071025_030018_000000372062_00433_29545_7292.N1	25-OCT-2007 03:00:18	Bright	37.000	53	43Bet And	2.0480	3300.0	74	29545	No
33	GOM_NL__2PRFIN20071025_030603_000000362062_00433_29545_7293.N1	25-OCT-2007 03:06:03	Bright	35.500	68	18Alp Cas	2.2250	4500.0	71	29545	No
34	GOM_NL__2PRFIN20071025_030720_000000362062_00433_29545_7294.N1	25-OCT-2007 03:07:20	Bright	36.000	76	27Gam Cas	2.3000	30000.	72	29545	No
35	GOM_NL__2PRFIN20071025_031518_000000362062_00433_29545_7295.N1	25-OCT-2007 03:15:18	Bright	35.500	49	1Alp UMi	1.9900	6300.0	71	29545	No
36	GOM_NL__2PRFIN20071025_031847_000000362062_00433_29545_7296.N1	25-OCT-2007 03:18:47	Bright	36.000	60	7Bet UMi	2.0810	3950.0	72	29545	No
37	GOM_NL__2PRFIN20071025_032332_000000542062_00433_29545_7297.N1	25-OCT-2007 03:23:32	Bright	54.000	36	50Alp UMa	1.8000	6300.0	108	29545	No
38	GOM_NL__2PRFIN20071025_032507_000000362062_00433_29545_7298.N1	25-OCT-2007 03:25:07	Bright	36.000	82	48Bet UMa	2.3650	10600.	72	29545	No
39	GOM_NL__2PRFIN20071025_032839_000000512062_00433_29545_7299.N1	25-OCT-2007 03:28:39	Bright	50.500	174	52Psi UMa	3.0040	4400.0	101	29545	No
40	GOM_NL__2PRFIN20071025_033542_000000352062_00433_29545_7300.N1	25-OCT-2007 03:35:42	Bright	34.500	96	68Del Leo	2.5600	9300.0	69	29545	No
41	GOM_NL__2PRFIN20071025_035519_000000392062_00433_29545_7301.N1	25-OCT-2007 03:55:19	Dark	38.500	113	Mu Vel	2.6920	5000.0	77	29545	No
42	GOM_NL__2PRFIN20071025_035705_000000542062_00433_29545_7302.N1	25-OCT-2007 03:57:05	Dark	53.500	65	Lam Vel	2.2040	4400.0	107	29545	No

43	GOM_NL__2PRFIN20071025_035958_000000412062_00434_29546_7292.N1	25-OCT-2007 03:59:58	Dark	40.500	46	Del Vel	1.9540	10600.	81	29546	No
44	GOM_NL__2PRFIN20071025_040145_000000372062_00434_29546_7293.N1	25-OCT-2007 04:01:45	Dark	36.500	29	Bet Car	1.6720	10200.	73	29546	No
45	GOM_NL__2PRFIN20071025_041247_000000372062_00434_29546_7294.N1	25-OCT-2007 04:12:47	Dark	37.000	143	Alp Hyi	2.8570	7200.0	74	29546	No
46	GOM_NL__2PRFIN20071025_041412_000000382062_00434_29546_7295.N1	25-OCT-2007 04:14:12	Dark	38.000	9	Alp Eri	0.45300	24000.	76	29546	No
47	GOM_NL__2PRFIN20071025_042536_000000412062_00434_29546_7296.N1	25-OCT-2007 04:25:36	Straylight	40.500	52	16Bet Cet	2.0370	4500.0	81	29546	No
48	GOM_NL__2PRFIN20071025_043505_000000352062_00434_29546_7297.N1	25-OCT-2007 04:35:05	Bright	35.000	140	88Gam Peg	2.8340	26000.	70	29546	No
49	GOM_NL__2PRFIN20071025_043858_000000352062_00434_29546_7298.N1	25-OCT-2007 04:38:58	Bright	35.000	58	21Alp And	2.0730	11000.	70	29546	No
50	GOM_NL__2PRFIN20071025_044054_000000372062_00434_29546_7299.N1	25-OCT-2007 04:40:54	Bright	37.000	53	43Bet And	2.0480	3300.0	74	29546	No
51	GOM_NL__2PRFIN20071025_044639_000000382062_00434_29546_7300.N1	25-OCT-2007 04:46:39	Bright	37.500	68	18Alp Cas	2.2250	4500.0	75	29546	No
52	GOM_NL__2PRFIN20071025_044756_000000372062_00434_29546_7301.N1	25-OCT-2007 04:47:56	Bright	37.000	76	27Gam Cas	2.3000	30000.	74	29546	No
53	GOM_NL__2PRFIN20071025_045554_000000332062_00434_29546_7302.N1	25-OCT-2007 04:55:54	Bright	32.500	49	1Alp UMi	1.9900	6300.0	65	29546	No
54	GOM_NL__2PRFIN20071025_045923_000000362062_00434_29546_7303.N1	25-OCT-2007 04:59:23	Bright	35.500	60	7Bet UMi	2.0810	3950.0	71	29546	No
55	GOM_NL__2PRFIN20071025_050408_000000392062_00434_29546_7304.N1	25-OCT-2007 05:04:08	Bright	38.500	36	50Alp UMa	1.8000	6300.0	77	29546	No
56	GOM_NL__2PRFIN20071025_050543_000000372062_00434_29546_7305.N1	25-OCT-2007 05:05:43	Bright	36.500	82	48Bet UMa	2.3650	10600.	73	29546	No
57	GOM_NL__2PRFIN20071025_050915_000000352062_00434_29546_7306.N1	25-OCT-2007 05:09:15	Bright	34.500	174	52Psi UMa	3.0040	4400.0	69	29546	No
58	GOM_NL__2PRFIN20071025_051618_000000352062_00434_29546_7307.N1	25-OCT-2007 05:16:18	Bright	35.000	96	68Del Leo	2.5600	9300.0	70	29546	No
59	GOM_NL__2PRFIN20071025_053555_000000422062_00434_29546_7308.N1	25-OCT-2007 05:35:55	Dark	42.000	113	Mu Vel	2.6920	5000.0	84	29546	No
60	GOM_NL__2PRFIN20071025_053742_000000442062_00434_29546_7309.N1	25-OCT-2007 05:37:42	Dark	44.000	65	Lam Vel	2.2040	4400.0	88	29546	No
61	GOM_NL__2PRFIN20071025_054035_000000402062_00435_29547_7330.N1	25-OCT-2007 05:40:35	Dark	40.000	46	Del Vel	1.9540	10600.	80	29547	No
62	GOM_NL__2PRFIN20071025_054222_000000382062_00435_29547_7331.N1	25-OCT-2007 05:42:22	Dark	37.500	29	Bet Car	1.6720	10200.	75	29547	No
63	GOM_NL__2PRFIN20071025_055323_000000372062_00435_29547_7332.N1	25-OCT-2007 05:53:23	Dark	36.500	143	Alp Hyi	2.8570	7200.0	73	29547	No
64	GOM_NL__2PRFIN20071025_055448_000000512062_00435_29547_7333.N1	25-OCT-2007 05:54:48	Dark	50.500	9	Alp Eri	0.45300	24000.	101	29547	No
65	GOM_NL__2PRFIN20071025_060612_000000432062_00435_29547_7334.N1	25-OCT-2007 06:06:12	Straylight	43.000	52	16Bet Cet	2.0370	4500.0	86	29547	No
66	GOM_NL__2PRFIN20071025_061541_000000362062_00435_29547_7335.N1	25-OCT-2007 06:15:41	Bright	35.500	140	88Gam Peg	2.8340	26000.	71	29547	No
67	GOM_NL__2PRFIN20071025_061934_000000352062_00435_29547_7336.N1	25-OCT-2007 06:19:34	Bright	35.000	58	21Alp And	2.0730	11000.	70	29547	No
68	GOM_NL__2PRFIN20071025_062129_000000372062_00435_29547_7337.N1	25-OCT-2007 06:21:29	Bright	37.000	53	43Bet And	2.0480	3300.0	74	29547	No
69	GOM_NL__2PRFIN20071025_062715_000000372062_00435_29547_7338.N1	25-OCT-2007 06:27:15	Bright	37.000	68	18Alp Cas	2.2250	4500.0	74	29547	No
70	GOM_NL__2PRFIN20071025_062832_000000372062_00435_29547_7339.N1	25-OCT-2007 06:28:32	Bright	37.000	76	27Gam Cas	2.3000	30000.	74	29547	No
71	GOM_NL__2PRFIN20071025_063630_000000362062_00435_29547_7340.N1	25-OCT-2007 06:36:30	Bright	36.000	49	1Alp UMi	1.9900	6300.0	72	29547	No
72	GOM_NL__2PRFIN20071025_063959_000000372062_00435_29547_7341.N1	25-OCT-2007 06:39:59	Bright	36.500	60	7Bet UMi	2.0810	3950.0	73	29547	No
73	GOM_NL__2PRFIN20071025_064444_000000382062_00435_29547_7342.N1	25-OCT-2007 06:44:44	Bright	37.500	36	50Alp UMa	1.8000	6300.0	75	29547	No
74	GOM_NL__2PRFIN20071025_064619_000000382062_00435_29547_7343.N1	25-OCT-2007 06:46:19	Bright	37.500	82	48Bet UMa	2.3650	10600.	75	29547	No
75	GOM_NL__2PRFIN20071025_064951_000000352062_00435_29547_7344.N1	25-OCT-2007 06:49:51	Bright	35.000	174	52Psi UMa	3.0040	4400.0	70	29547	No
76	GOM_NL__2PRFIN20071025_065654_000000352062_00435_29547_7345.N1	25-OCT-2007 06:56:54	Bright	35.000	96	68Del Leo	2.5600	9300.0	70	29547	No
77	GOM_NL__2PRFIN20071025_071632_000000392062_00435_29547_7346.N1	25-OCT-2007 07:16:32	Dark	39.000	113	Mu Vel	2.6920	5000.0	78	29547	No
78	GOM_NL__2PRFIN20071025_071819_000000492062_00435_29547_7347.N1	25-OCT-2007 07:18:19	Dark	48.500	65	Lam Vel	2.2040	4400.0	97	29547	No
79	GOM_NL__2PRFIN20071025_072111_000000402062_00436_29548_7345.N1	25-OCT-2007 07:21:11	Dark	40.000	46	Del Vel	1.9540	10600.	80	29548	No
80	GOM_NL__2PRFIN20071025_072258_000000372062_00436_29548_7346.N1	25-OCT-2007 07:22:58	Dark	36.500	29	Bet Car	1.6720	10200.	73	29548	No
81	GOM_NL__2PRFIN20071025_073359_000000372062_00436_29548_7347.N1	25-OCT-2007 07:33:59	Dark	36.500	143	Alp Hyi	2.8570	7200.0	73	29548	No
82	GOM_NL__2PRFIN20071025_073524_000000452062_00436_29548_7348.N1	25-OCT-2007 07:35:24	Dark	44.500	9	Alp Eri	0.45300	24000.	89	29548	No
83	GOM_NL__2PRFIN20071025_074648_000000442062_00436_29548_7349.N1	25-OCT-2007 07:46:48	Straylight	44.000	52	16Bet Cet	2.0370	4500.0	88	29548	No
84	GOM_NL__2PRFIN20071025_075617_000000342062_00436_29548_7350.N1	25-OCT-2007 07:56:17	Bright	34.000	140	88Gam Peg	2.8340	26000.	68	29548	No
85	GOM_NL__2PRFIN20071025_080010_000000352062_00436_29548_7351.N1	25-OCT-2007 08:00:10	Bright	35.000	58	21Alp And	2.0730	11000.	70	29548	No
86	GOM_NL__2PRFIN20071025_080205_000000392062_00436_29548_7352.N1	25-OCT-2007 08:02:05	Bright	38.500	53	43Bet And	2.0480	3300.0	77	29548	No
87	GOM_NL__2PRFIN20071025_080751_000000372062_00436_29548_7353.N1	25-OCT-2007 08:07:51	Bright	37.000	68	18Alp Cas	2.2250	4500.0	74	29548	No
88	GOM_NL__2PRFIN20071025_080908_000000392062_00436_29548_7354.N1	25-OCT-2007 08:09:08	Bright	39.000	76	27Gam Cas	2.3000	30000.	78	29548	No
89	GOM_NL__2PRFIN20071025_081706_000000332062_00436_29548_7355.N1	25-OCT-2007 08:17:06	Bright	32.500	49	1Alp UMi	1.9900	6300.0	65	29548	No
90	GOM_NL__2PRFIN20071025_082035_000000342062_00436_29548_7356.N1	25-OCT-2007 08:20:35	Bright	33.500	60	7Bet UMi	2.0810	3950.0	67	29548	No
91	GOM_NL__2PRFIN20071025_082519_000000392062_00436_29548_7357.N1	25-OCT-2007 08:25:19	Bright	38.500	36	50Alp UMa	1.8000	6300.0	77	29548	No
92	GOM_NL__2PRFIN20071025_082655_000000362062_00436_29548_7358.N1	25-OCT-2007 08:26:55	Bright	35.500	82	48Bet UMa	2.3650	10600.	71	29548	No
93	GOM_NL__2PRFIN20071025_083027_000000362062_00436_29548_7359.N1	25-OCT-2007 08:30:27	Bright	35.500	174	52Psi UMa	3.0040	4400.0	71	29548	No
94	GOM_NL__2PRFIN20071025_083730_000000342062_00436_29548_7360.N1	25-OCT-2007 08:37:30	Bright	34.000	96	68Del Leo	2.5600	9300.0	68	29548	No
95	GOM_NL__2PRFIN20071025_085708_000000402062_00436_29548_7361.N1	25-OCT-2007 08:57:08	Dark	39.500	113	Mu Vel	2.6920	5000.0	79	29548	No
96	GOM_NL__2PRFIN20071025_085855_000000482062_00436_29548_7362.N1	25-OCT-2007 08:58:55	Dark	47.500	65	Lam Vel	2.2040	4400.0	95	29548	No
97	GOM_NL__2PRFIN20071025_090148_000000412062_00437_29549_7351.N1	25-OCT-2007 09:01:48	Dark	41.000	46	Del Vel	1.9540	10600.	82	29549	No
98	GOM_NL__2PRFIN20071025_090334_000000382062_00437_29549_7352.N1	25-OCT-2007 09:03:34	Dark	38.000	29	Bet Car	1.6720	10200.	76	29549	No
99	GOM_NL__2PRFIN20071025_091436_000000362062_00437_29549_7353.N1	25-OCT-2007 09:14:36	Dark	35.500	143	Alp Hyi	2.8570	7200.0	71	29549	No
100	GOM_NL__2PRFIN20071025_091600_000000482062_00437_29549_7354.N1	25-OCT-2007 09:16:00	Dark	47.500	9	Alp Eri	0.45300	24000.	95	29549	No
101	GOM_NL__2PRFIN20071025_092724_000000412062_00437_29549_7355.N1	25-OCT-2007 09:27:24	Straylight	41.000	52	16Bet Cet	2.0370	4500.0	82	29549	No

102	GOM_NL__2PRFIN20071025_093653_000000352062_00437_29549_7356.N1	25-OCT-2007 09:36:53	Bright	34.500	140	88Gam Peg	2.8340	26000.	69	29549	No
103	GOM_NL__2PRFIN20071025_094046_000000362062_00437_29549_7357.N1	25-OCT-2007 09:40:46	Bright	36.000	58	21Alp And	2.0730	11000.	72	29549	No
104	GOM_NL__2PRFIN20071025_094241_000000372062_00437_29549_7358.N1	25-OCT-2007 09:42:41	Bright	36.500	53	43Bet And	2.0480	3300.0	73	29549	No
105	GOM_NL__2PRFIN20071025_094827_000000342062_00437_29549_7359.N1	25-OCT-2007 09:48:27	Bright	34.000	68	18Alp Cas	2.2250	4500.0	68	29549	No
106	GOM_NL__2PRFIN20071025_094943_000000372062_00437_29549_7360.N1	25-OCT-2007 09:49:43	Bright	36.500	76	27Gam Cas	2.3000	30000.	73	29549	No
107	GOM_NL__2PRFIN20071025_095742_000000372062_00437_29549_7361.N1	25-OCT-2007 09:57:42	Bright	37.000	49	1Alp UMi	1.9900	6300.0	74	29549	No
108	GOM_NL__2PRFIN20071025_100111_000000362062_00437_29549_7362.N1	25-OCT-2007 10:01:11	Bright	35.500	60	7Bet UMi	2.0810	3950.0	71	29549	No
109	GOM_NL__2PRFIN20071025_100555_000000352062_00437_29549_7363.N1	25-OCT-2007 10:05:55	Bright	34.500	36	50Alp UMa	1.8000	6300.0	69	29549	No
110	GOM_NL__2PRFIN20071025_100731_000000372062_00437_29549_7364.N1	25-OCT-2007 10:07:31	Bright	36.500	82	48Bet UMa	2.3650	10600.	73	29549	No
111	GOM_NL__2PRFIN20071025_101103_000000362062_00437_29549_7365.N1	25-OCT-2007 10:11:03	Bright	35.500	174	52Psi UMa	3.0040	4400.0	71	29549	No
112	GOM_NL__2PRFIN20071025_101806_000000542062_00437_29549_7366.N1	25-OCT-2007 10:18:06	Bright	54.000	96	68Del Leo	2.5600	9300.0	108	29549	No
113	GOM_NL__2PRFIN20071025_103744_000000392062_00437_29549_7367.N1	25-OCT-2007 10:37:44	Dark	38.500	113	Mu Vel	2.6920	5000.0	77	29549	No
114	GOM_NL__2PRFIN20071025_103932_000000512062_00437_29549_7368.N1	25-OCT-2007 10:39:32	Dark	51.000	65	Lam Vel	2.2040	4400.0	102	29549	No
115	GOM_NL__2PRFIN20071025_104224_000000412062_00438_29550_7394.N1	25-OCT-2007 10:42:24	Dark	40.500	46	Del Vel	1.9540	10600.	81	29550	No
116	GOM_NL__2PRFIN20071025_104410_000000372062_00438_29550_7395.N1	25-OCT-2007 10:44:10	Dark	37.000	29	Bet Car	1.6720	10200.	74	29550	No
117	GOM_NL__2PRFIN20071025_105511_000000382062_00438_29550_7396.N1	25-OCT-2007 10:55:11	Dark	38.000	143	Alp Hyi	2.8570	7200.0	76	29550	No
118	GOM_NL__2PRFIN20071025_105636_000000462062_00438_29550_7397.N1	25-OCT-2007 10:56:36	Dark	46.000	9	Alp Eri	0.45300	24000.	92	29550	No
119	GOM_NL__2PRFIN20071025_110800_000000432062_00438_29550_7398.N1	25-OCT-2007 11:08:00	Straylight	42.500	52	16Bet Cet	2.0370	4500.0	85	29550	No
120	GOM_NL__2PRFIN20071025_111729_000000352062_00438_29550_7399.N1	25-OCT-2007 11:17:29	Bright	35.000	140	88Gam Peg	2.8340	26000.	70	29550	No
121	GOM_NL__2PRFIN20071025_112122_000000352062_00438_29550_7400.N1	25-OCT-2007 11:21:22	Bright	34.500	58	21Alp And	2.0730	11000.	69	29550	No
122	GOM_NL__2PRFIN20071025_112317_000000372062_00438_29550_7401.N1	25-OCT-2007 11:23:17	Bright	36.500	53	43Bet And	2.0480	3300.0	73	29550	No
123	GOM_NL__2PRFIN20071025_112903_000000372062_00438_29550_7402.N1	25-OCT-2007 11:29:03	Bright	37.000	68	18Alp Cas	2.2250	4500.0	74	29550	No
124	GOM_NL__2PRFIN20071025_113019_000000362062_00438_29550_7403.N1	25-OCT-2007 11:30:19	Bright	36.000	76	27Gam Cas	2.3000	30000.	72	29550	No
125	GOM_NL__2PRFIN20071025_113817_000000362062_00438_29550_7404.N1	25-OCT-2007 11:38:17	Bright	36.000	49	1Alp UMi	1.9900	6300.0	72	29550	No
126	GOM_NL__2PRFIN20071025_114147_000000362062_00438_29550_7405.N1	25-OCT-2007 11:41:47	Bright	36.000	60	7Bet UMi	2.0810	3950.0	72	29550	No
127	GOM_NL__2PRFIN20071025_114631_000000372062_00438_29550_7406.N1	25-OCT-2007 11:46:31	Bright	37.000	36	50Alp UMa	1.8000	6300.0	74	29550	No
128	GOM_NL__2PRFIN20071025_114807_000000372062_00438_29550_7407.N1	25-OCT-2007 11:48:07	Bright	36.500	82	48Bet UMa	2.3650	10600.	73	29550	No
129	GOM_NL__2PRFIN20071025_115139_000000352062_00438_29550_7408.N1	25-OCT-2007 11:51:39	Bright	34.500	174	52Psi UMa	3.0040	4400.0	69	29550	No
130	GOM_NL__2PRFIN20071025_115842_000000542062_00438_29550_7409.N1	25-OCT-2007 11:58:42	Bright	54.000	96	68Del Leo	2.5600	9300.0	108	29550	No
131	GOM_NL__2PRFIN20071025_121820_000000422062_00438_29550_7410.N1	25-OCT-2007 12:18:20	Dark	41.500	113	Mu Vel	2.6920	5000.0	83	29550	No
132	GOM_NL__2PRFIN20071025_122009_000000502062_00438_29550_7411.N1	25-OCT-2007 12:20:09	Dark	50.000	65	Lam Vel	2.2040	4400.0	100	29550	No
133	GOM_NL__2PRFIN20071025_122301_000000412062_00439_29551_7400.N1	25-OCT-2007 12:23:01	Dark	41.000	46	Del Vel	1.9540	10600.	82	29551	No
134	GOM_NL__2PRFIN20071025_122446_000000372062_00439_29551_7401.N1	25-OCT-2007 12:24:46	Dark	36.500	29	Bet Car	1.6720	10200.	73	29551	No
135	GOM_NL__2PRFIN20071025_123548_000000382062_00439_29551_7402.N1	25-OCT-2007 12:35:48	Dark	38.000	143	Alp Hyi	2.8570	7200.0	76	29551	No
136	GOM_NL__2PRFIN20071025_123712_000000372062_00439_29551_7403.N1	25-OCT-2007 12:37:12	Dark	36.500	9	Alp Eri	0.45300	24000.	73	29551	No
137	GOM_NL__2PRFIN20071025_124836_000000442062_00439_29551_7404.N1	25-OCT-2007 12:48:36	Straylight	43.500	52	16Bet Cet	2.0370	4500.0	87	29551	No
138	GOM_NL__2PRFIN20071025_125805_000000352062_00439_29551_7405.N1	25-OCT-2007 12:58:05	Bright	35.000	140	88Gam Peg	2.8340	26000.	70	29551	No
139	GOM_NL__2PRFIN20071025_130158_000000362062_00439_29551_7406.N1	25-OCT-2007 13:01:58	Bright	35.500	58	21Alp And	2.0730	11000.	71	29551	No
140	GOM_NL__2PRFIN20071025_130352_000000382062_00439_29551_7407.N1	25-OCT-2007 13:03:52	Bright	37.500	53	43Bet And	2.0480	3300.0	75	29551	No
141	GOM_NL__2PRFIN20071025_130939_000000362062_00439_29551_7408.N1	25-OCT-2007 13:09:39	Bright	36.000	68	18Alp Cas	2.2250	4500.0	72	29551	No
142	GOM_NL__2PRFIN20071025_131055_000000372062_00439_29551_7409.N1	25-OCT-2007 13:10:55	Bright	36.500	76	27Gam Cas	2.3000	30000.	73	29551	No
143	GOM_NL__2PRFIN20071025_131853_000000352062_00439_29551_7410.N1	25-OCT-2007 13:18:53	Bright	35.000	49	1Alp UMi	1.9900	6300.0	70	29551	No
144	GOM_NL__2PRFIN20071025_132224_000000342062_00439_29551_7411.N1	25-OCT-2007 13:22:24	Bright	33.500	60	7Bet UMi	2.0810	3950.0	67	29551	No
145	GOM_NL__2PRFIN20071025_132707_000000382062_00439_29551_7412.N1	25-OCT-2007 13:27:07	Bright	38.000	36	50Alp UMa	1.8000	6300.0	76	29551	No
146	GOM_NL__2PRFIN20071025_132843_000000372062_00439_29551_7413.N1	25-OCT-2007 13:28:43	Bright	36.500	82	48Bet UMa	2.3650	10600.	73	29551	No
147	GOM_NL__2PRFIN20071025_133215_000000542062_00439_29551_7414.N1	25-OCT-2007 13:32:15	Bright	54.000	174	52Psi UMa	3.0040	4400.0	108	29551	No
148	GOM_NL__2PRFIN20071025_133918_000000412062_00439_29551_7415.N1	25-OCT-2007 13:39:18	Bright	40.500	96	68Del Leo	2.5600	9300.0	81	29551	No
149	GOM_NL__2PRFIN20071025_135856_000000392062_00439_29551_7416.N1	25-OCT-2007 13:58:56	Dark	38.500	113	Mu Vel	2.6920	5000.0	77	29551	No
150	GOM_NL__2PRFIN20071025_140045_000000502062_00439_29551_7417.N1	25-OCT-2007 14:00:45	Dark	50.000	65	Lam Vel	2.2040	4400.0	100	29551	No
151	GOM_NL__2PRFIN20071025_140337_000000412062_00440_29552_7401.N1	25-OCT-2007 14:03:37	Dark	41.000	46	Del Vel	1.9540	10600.	82	29552	No
152	GOM_NL__2PRFIN20071025_140523_000000372062_00440_29552_7402.N1	25-OCT-2007 14:05:23	Dark	37.000	29	Bet Car	1.6720	10200.	74	29552	No
153	GOM_NL__2PRFIN20071025_141624_000000362062_00440_29552_7403.N1	25-OCT-2007 14:16:24	Dark	36.000	143	Alp Hyi	2.8570	7200.0	72	29552	No
154	GOM_NL__2PRFIN20071025_141748_000000462062_00440_29552_7404.N1	25-OCT-2007 14:17:48	Dark	45.500	9	Alp Eri	0.45300	24000.	91	29552	No
155	GOM_NL__2PRFIN20071025_142912_000000442062_00440_29552_7405.N1	25-OCT-2007 14:29:12	Straylight	43.500	52	16Bet Cet	2.0370	4500.0	87	29552	No
156	GOM_NL__2PRFIN20071025_143841_000000352062_00440_29552_7406.N1	25-OCT-2007 14:38:41	Bright	34.500	140	88Gam Peg	2.8340	26000.	69	29552	No
157	GOM_NL__2PRFIN20071025_144234_000000352062_00440_29552_7407.N1	25-OCT-2007 14:42:34	Bright	35.000	58	21Alp And	2.0730	11000.	70	29552	No
158	GOM_NL__2PRFIN20071025_144428_000000382062_00440_29552_7408.N1	25-OCT-2007 14:44:28	Bright	38.000	53	43Bet And	2.0480	3300.0	76	29552	No
159	GOM_NL__2PRFIN20071025_145015_000000372062_00440_29552_7409.N1	25-OCT-2007 14:50:15	Bright	36.500	68	18Alp Cas	2.2250	4500.0	73	29552	No
160	GOM_NL__2PRFIN20071025_145131_000000362062_00440_29552_7410.N1	25-OCT-2007 14:51:31	Bright	35.500	76	27Gam Cas	2.3000	30000.	71	29552	No

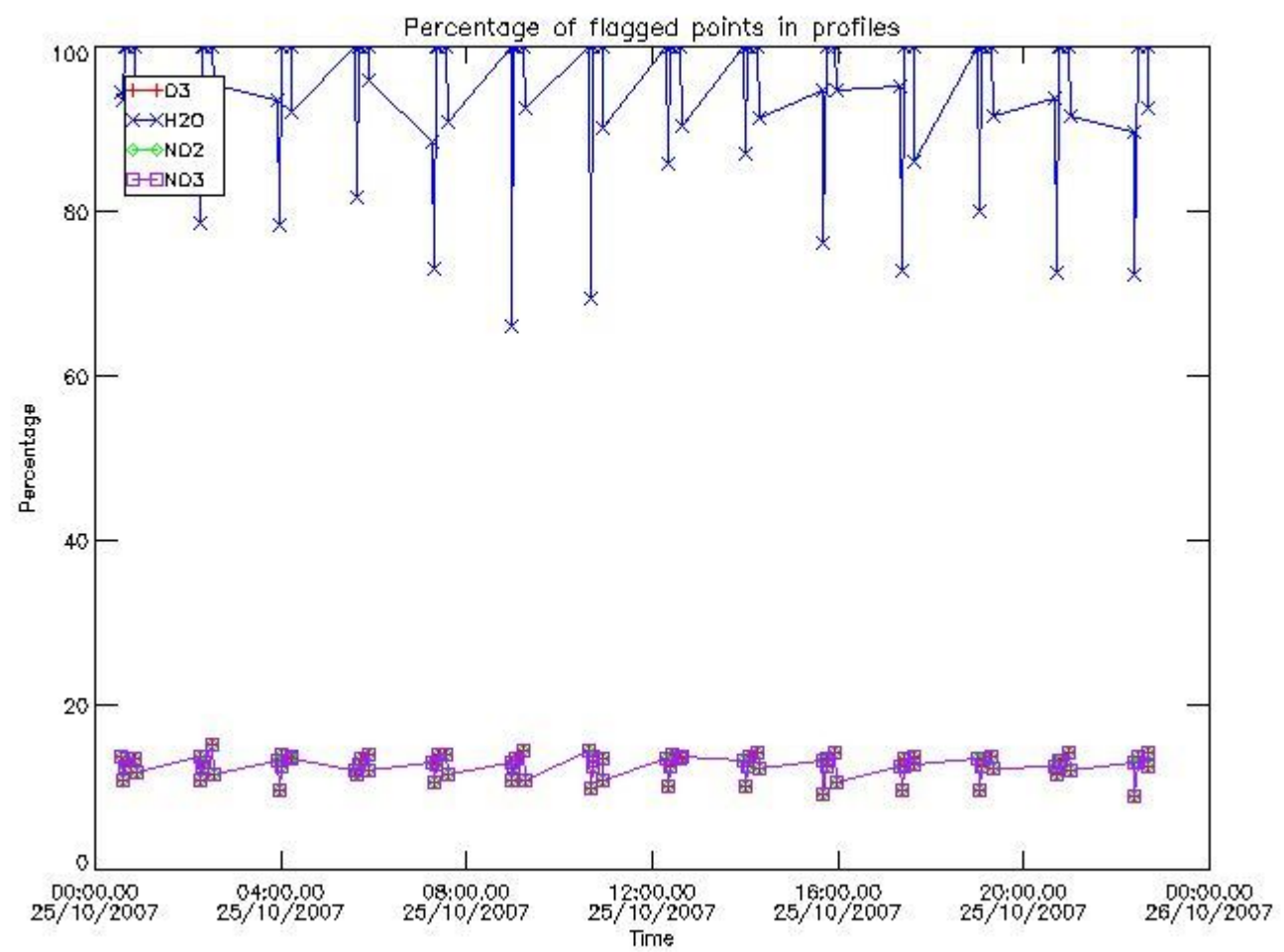
161	GOM_NL__2PRFIN20071025_145929_000000362062_00440_29552_7411.N1	25-OCT-2007 14:59:29	Bright	35.500	49	1Alp UMi	1.9900	6300.0	71	29552	No
162	GOM_NL__2PRFIN20071025_150300_000000352062_00440_29552_7412.N1	25-OCT-2007 15:03:00	Bright	35.000	60	7Bet UMi	2.0810	3950.0	70	29552	No
163	GOM_NL__2PRFIN20071025_150743_000000372062_00440_29552_7413.N1	25-OCT-2007 15:07:43	Bright	36.500	36	50Alp UMa	1.8000	6300.0	73	29552	No
164	GOM_NL__2PRFIN20071025_150918_000000372062_00440_29552_7414.N1	25-OCT-2007 15:09:18	Bright	36.500	82	48Bet UMa	2.3650	10600.	73	29552	No
165	GOM_NL__2PRFIN20071025_151251_000000372062_00440_29552_7415.N1	25-OCT-2007 15:12:51	Bright	36.500	174	52Psi UMa	3.0040	4400.0	73	29552	No
166	GOM_NL__2PRFIN20071025_151955_000000352062_00440_29552_7416.N1	25-OCT-2007 15:19:55	Bright	35.000	96	68Del Leo	2.5600	9300.0	70	29552	No
167	GOM_NL__2PRFIN20071025_153933_000000392062_00440_29552_7417.N1	25-OCT-2007 15:39:33	Dark	38.500	113	Mu Vel	2.6920	5000.0	77	29552	No
168	GOM_NL__2PRFIN20071025_154122_000000552062_00440_29552_7418.N1	25-OCT-2007 15:41:22	Dark	55.000	65	Lam Vel	2.2040	4400.0	110	29552	No
169	GOM_NL__2PRFIN20071025_154414_000000412062_00441_29553_7429.N1	25-OCT-2007 15:44:14	Dark	40.500	46	Del Vel	1.9540	10600.	81	29553	No
170	GOM_NL__2PRFIN20071025_154559_000000382062_00441_29553_7430.N1	25-OCT-2007 15:45:59	Dark	38.000	29	Bet Car	1.6720	10200.	76	29553	No
171	GOM_NL__2PRFIN20071025_155700_000000362062_00441_29553_7431.N1	25-OCT-2007 15:57:00	Dark	36.000	143	Alp Hyi	2.8570	7200.0	72	29553	No
172	GOM_NL__2PRFIN20071025_155825_000000482062_00441_29553_7432.N1	25-OCT-2007 15:58:25	Dark	47.500	9	Alp Eri	0.45300	24000.	95	29553	No
173	GOM_NL__2PRFIN20071025_160948_000000412062_00441_29553_7433.N1	25-OCT-2007 16:09:48	Straylight	40.500	52	16Bet Cet	2.0370	4500.0	81	29553	No
174	GOM_NL__2PRFIN20071025_161917_000000352062_00441_29553_7434.N1	25-OCT-2007 16:19:17	Bright	35.000	140	88Gam Peg	2.8340	26000.	70	29553	No
175	GOM_NL__2PRFIN20071025_162310_000000362062_00441_29553_7435.N1	25-OCT-2007 16:23:10	Bright	36.000	58	21Alp And	2.0730	11000.	72	29553	No
176	GOM_NL__2PRFIN20071025_162504_000000392062_00441_29553_7436.N1	25-OCT-2007 16:25:04	Bright	38.500	53	43Bet And	2.0480	3300.0	77	29553	No
177	GOM_NL__2PRFIN20071025_163050_000000372062_00441_29553_7437.N1	25-OCT-2007 16:30:50	Bright	37.000	68	18Alp Cas	2.2250	4500.0	74	29553	No
178	GOM_NL__2PRFIN20071025_163206_000000372062_00441_29553_7438.N1	25-OCT-2007 16:32:06	Bright	37.000	76	27Gam Cas	2.3000	30000.	74	29553	No
179	GOM_NL__2PRFIN20071025_164005_000000362062_00441_29553_7439.N1	25-OCT-2007 16:40:05	Bright	36.000	49	1Alp UMi	1.9900	6300.0	72	29553	No
180	GOM_NL__2PRFIN20071025_164336_000000372062_00441_29553_7440.N1	25-OCT-2007 16:43:36	Bright	37.000	60	7Bet UMi	2.0810	3950.0	74	29553	No
181	GOM_NL__2PRFIN20071025_164819_000000392062_00441_29553_7441.N1	25-OCT-2007 16:48:19	Bright	38.500	36	50Alp UMa	1.8000	6300.0	77	29553	No
182	GOM_NL__2PRFIN20071025_164954_000000362062_00441_29553_7442.N1	25-OCT-2007 16:49:54	Bright	36.000	82	48Bet UMa	2.3650	10600.	72	29553	No
183	GOM_NL__2PRFIN20071025_165327_000000382062_00441_29553_7443.N1	25-OCT-2007 16:53:27	Bright	37.500	174	52Psi UMa	3.0040	4400.0	75	29553	No
184	GOM_NL__2PRFIN20071025_170031_000000362062_00441_29553_7444.N1	25-OCT-2007 17:00:31	Bright	36.000	96	68Del Leo	2.5600	9300.0	72	29553	No
185	GOM_NL__2PRFIN20071025_172009_000000412062_00441_29553_7445.N1	25-OCT-2007 17:20:09	Dark	41.000	113	Mu Vel	2.6920	5000.0	82	29553	No
186	GOM_NL__2PRFIN20071025_172159_000000542062_00441_29553_7446.N1	25-OCT-2007 17:21:59	Dark	53.500	65	Lam Vel	2.2040	4400.0	107	29553	No
187	GOM_NL__2PRFIN20071025_172450_000000412062_00442_29554_7455.N1	25-OCT-2007 17:24:50	Dark	41.000	46	Del Vel	1.9540	10600.	82	29554	No
188	GOM_NL__2PRFIN20071025_172635_000000382062_00442_29554_7456.N1	25-OCT-2007 17:26:35	Dark	37.500	29	Bet Car	1.6720	10200.	75	29554	No
189	GOM_NL__2PRFIN20071025_173736_000000372062_00442_29554_7457.N1	25-OCT-2007 17:37:36	Dark	37.000	143	Alp Hyi	2.8570	7200.0	74	29554	No
190	GOM_NL__2PRFIN20071025_173901_000000402062_00442_29554_7458.N1	25-OCT-2007 17:39:01	Dark	39.500	9	Alp Eri	0.45300	24000.	79	29554	No
191	GOM_NL__2PRFIN20071025_175025_000000412062_00442_29554_7459.N1	25-OCT-2007 17:50:25	Straylight	40.500	52	16Bet Cet	2.0370	4500.0	81	29554	No
192	GOM_NL__2PRFIN20071025_175954_000000362062_00442_29554_7460.N1	25-OCT-2007 17:59:54	Bright	36.000	140	88Gam Peg	2.8340	26000.	72	29554	No
193	GOM_NL__2PRFIN20071025_180347_000000362062_00442_29554_7461.N1	25-OCT-2007 18:03:47	Bright	35.500	58	21Alp And	2.0730	11000.	71	29554	No
194	GOM_NL__2PRFIN20071025_180540_000000402062_00442_29554_7462.N1	25-OCT-2007 18:05:40	Bright	40.000	53	43Bet And	2.0480	3300.0	80	29554	No
195	GOM_NL__2PRFIN20071025_181126_000000372062_00442_29554_7463.N1	25-OCT-2007 18:11:26	Bright	36.500	68	18Alp Cas	2.2250	4500.0	73	29554	No
196	GOM_NL__2PRFIN20071025_181242_000000372062_00442_29554_7464.N1	25-OCT-2007 18:12:42	Bright	37.000	76	27Gam Cas	2.3000	30000.	74	29554	No
197	GOM_NL__2PRFIN20071025_182041_000000372062_00442_29554_7465.N1	25-OCT-2007 18:20:41	Bright	36.500	49	1Alp UMi	1.9900	6300.0	73	29554	No
198	GOM_NL__2PRFIN20071025_182412_000000372062_00442_29554_7466.N1	25-OCT-2007 18:24:12	Bright	37.000	60	7Bet UMi	2.0810	3950.0	74	29554	No
199	GOM_NL__2PRFIN20071025_182855_000000392062_00442_29554_7467.N1	25-OCT-2007 18:28:55	Bright	38.500	36	50Alp UMa	1.8000	6300.0	77	29554	No
200	GOM_NL__2PRFIN20071025_183030_000000352062_00442_29554_7468.N1	25-OCT-2007 18:30:30	Bright	35.000	82	48Bet UMa	2.3650	10600.	70	29554	No
201	GOM_NL__2PRFIN20071025_183403_000000542062_00442_29554_7469.N1	25-OCT-2007 18:34:03	Bright	54.000	174	52Psi UMa	3.0040	4400.0	108	29554	No
202	GOM_NL__2PRFIN20071025_184107_000000362062_00442_29554_7470.N1	25-OCT-2007 18:41:07	Bright	35.500	96	68Del Leo	2.5600	9300.0	71	29554	No
203	GOM_NL__2PRFIN20071025_190045_000000382062_00442_29554_7471.N1	25-OCT-2007 19:00:45	Dark	38.000	113	Mu Vel	2.6920	5000.0	76	29554	No
204	GOM_NL__2PRFIN20071025_190235_000000532062_00442_29554_7472.N1	25-OCT-2007 19:02:35	Dark	53.000	65	Lam Vel	2.2040	4400.0	106	29554	No
205	GOM_NL__2PRFIN20071025_190527_000000412062_00443_29555_7475.N1	25-OCT-2007 19:05:27	Dark	41.000	46	Del Vel	1.9540	10600.	82	29555	No
206	GOM_NL__2PRFIN20071025_190711_000000382062_00443_29555_7476.N1	25-OCT-2007 19:07:11	Dark	38.000	29	Bet Car	1.6720	10200.	76	29555	No
207	GOM_NL__2PRFIN20071025_191812_000000372062_00443_29555_7477.N1	25-OCT-2007 19:18:12	Dark	37.000	143	Alp Hyi	2.8570	7200.0	74	29555	No
208	GOM_NL__2PRFIN20071025_191937_000000422062_00443_29555_7478.N1	25-OCT-2007 19:19:37	Dark	41.500	9	Alp Eri	0.45300	24000.	83	29555	No
209	GOM_NL__2PRFIN20071025_193101_000000412062_00443_29555_7479.N1	25-OCT-2007 19:31:01	Straylight	41.000	52	16Bet Cet	2.0370	4500.0	82	29555	No
210	GOM_NL__2PRFIN20071025_194030_000000352062_00443_29555_7480.N1	25-OCT-2007 19:40:30	Bright	34.500	140	88Gam Peg	2.8340	26000.	69	29555	No
211	GOM_NL__2PRFIN20071025_194423_000000372062_00443_29555_7481.N1	25-OCT-2007 19:44:23	Bright	36.500	58	21Alp And	2.0730	11000.	73	29555	No
212	GOM_NL__2PRFIN20071025_194616_000000372062_00443_29555_7482.N1	25-OCT-2007 19:46:16	Bright	36.500	53	43Bet And	2.0480	3300.0	73	29555	No
213	GOM_NL__2PRFIN20071025_195202_000000372062_00443_29555_7483.N1	25-OCT-2007 19:52:02	Bright	36.500	68	18Alp Cas	2.2250	4500.0	73	29555	No
214	GOM_NL__2PRFIN20071025_195318_000000372062_00443_29555_7484.N1	25-OCT-2007 19:53:18	Bright	37.000	76	27Gam Cas	2.3000	30000.	74	29555	No
215	GOM_NL__2PRFIN20071025_200117_000000382062_00443_29555_7485.N1	25-OCT-2007 20:01:17	Bright	37.500	49	1Alp UMi	1.9900	6300.0	75	29555	No
216	GOM_NL__2PRFIN20071025_200448_000000382062_00443_29555_7486.N1	25-OCT-2007 20:04:48	Bright	38.000	60	7Bet UMi	2.0810	3950.0	76	29555	No
217	GOM_NL__2PRFIN20071025_200931_000000392062_00443_29555_7487.N1	25-OCT-2007 20:09:31	Bright	39.000	36	50Alp UMa	1.8000	6300.0	78	29555	No
218	GOM_NL__2PRFIN20071025_201106_000000372062_00443_29555_7488.N1	25-OCT-2007 20:11:06	Bright	36.500	82	48Bet UMa	2.3650	10600.	73	29555	No
219	GOM_NL__2PRFIN20071025_201439_000000542062_00443_29555_7489.N1	25-OCT-2007 20:14:39	Bright	54.000	174	52Psi UMa	3.0040	4400.0	108	29555	No

220	GOM_NL__2PRFIN20071025_202143_000000432062_00443_29555_7490.N1	25-OCT-2007 20:21:43	Bright	43.000	96	68Del Leo	2.5600	9300.0	86	29555	No
221	GOM_NL__2PRFIN20071025_204122_000000412062_00443_29555_7491.N1	25-OCT-2007 20:41:22	Dark	40.500	113	Mu Vel	2.6920	5000.0	81	29555	No
222	GOM_NL__2PRFIN20071025_204312_000000442062_00443_29555_7492.N1	25-OCT-2007 20:43:12	Dark	44.000	65	Lam Vel	2.2040	4400.0	88	29555	No
223	GOM_NL__2PRFIN20071025_204603_000000392062_00444_29556_7483.N1	25-OCT-2007 20:46:03	Dark	38.500	46	Del Vel	1.9540	10600.	77	29556	No
224	GOM_NL__2PRFIN20071025_204748_000000392062_00444_29556_7484.N1	25-OCT-2007 20:47:48	Dark	38.500	29	Bet Car	1.6720	10200.	77	29556	No
225	GOM_NL__2PRFIN20071025_205848_000000362062_00444_29556_7485.N1	25-OCT-2007 20:58:48	Dark	36.000	143	Alp Hyi	2.8570	7200.0	72	29556	No
226	GOM_NL__2PRFIN20071025_210013_000000432062_00444_29556_7486.N1	25-OCT-2007 21:00:13	Dark	42.500	9	Alp Eri	0.45300	24000.	85	29556	No
227	GOM_NL__2PRFIN20071025_211137_000000412062_00444_29556_7487.N1	25-OCT-2007 21:11:37	Straylight	40.500	52	16Bet Cet	2.0370	4500.0	81	29556	No
228	GOM_NL__2PRFIN20071025_212106_000000362062_00444_29556_7488.N1	25-OCT-2007 21:21:06	Bright	35.500	140	88Gam Peg	2.8340	26000.	71	29556	No
229	GOM_NL__2PRFIN20071025_212459_000000362062_00444_29556_7489.N1	25-OCT-2007 21:24:59	Bright	36.000	58	21Alp And	2.0730	11000.	72	29556	No
230	GOM_NL__2PRFIN20071025_212651_000000402062_00444_29556_7490.N1	25-OCT-2007 21:26:51	Bright	39.500	53	43Bet And	2.0480	3300.0	79	29556	No
231	GOM_NL__2PRFIN20071025_213238_000000352062_00444_29556_7491.N1	25-OCT-2007 21:32:38	Bright	34.500	68	18Alp Cas	2.2250	4500.0	69	29556	No
232	GOM_NL__2PRFIN20071025_213354_000000372062_00444_29556_7492.N1	25-OCT-2007 21:33:54	Bright	37.000	76	27Gam Cas	2.3000	30000.	74	29556	No
233	GOM_NL__2PRFIN20071025_214153_000000362062_00444_29556_7493.N1	25-OCT-2007 21:41:53	Bright	36.000	49	1Alp UMi	1.9900	6300.0	72	29556	No
234	GOM_NL__2PRFIN20071025_214524_000000362062_00444_29556_7494.N1	25-OCT-2007 21:45:24	Bright	36.000	60	7Bet UMi	2.0810	3950.0	72	29556	No
235	GOM_NL__2PRFIN20071025_215007_000000382062_00444_29556_7495.N1	25-OCT-2007 21:50:07	Bright	38.000	36	50Alp UMa	1.8000	6300.0	76	29556	No
236	GOM_NL__2PRFIN20071025_215142_000000542062_00444_29556_7496.N1	25-OCT-2007 21:51:42	Bright	54.000	82	48Bet UMa	2.3650	10600.	108	29556	No
237	GOM_NL__2PRFIN20071025_215515_000000482062_00444_29556_7497.N1	25-OCT-2007 21:55:15	Bright	47.500	174	52Psi UMa	3.0040	4400.0	95	29556	No
238	GOM_NL__2PRFIN20071025_220219_000000352062_00444_29556_7498.N1	25-OCT-2007 22:02:19	Bright	34.500	96	68Del Leo	2.5600	9300.0	69	29556	No
239	GOM_NL__2PRFIN20071025_222158_000000392062_00444_29556_7499.N1	25-OCT-2007 22:21:58	Dark	39.000	113	Mu Vel	2.6920	5000.0	78	29556	No
240	GOM_NL__2PRFIN20071025_222349_000000572062_00444_29556_7500.N1	25-OCT-2007 22:23:49	Dark	56.500	65	Lam Vel	2.2040	4400.0	113	29556	No
241	GOM_NL__2PRFIN20071025_222640_000000402062_00445_29557_7501.N1	25-OCT-2007 22:26:40	Dark	39.500	46	Del Vel	1.9540	10600.	79	29557	No
242	GOM_NL__2PRFIN20071025_222824_000000372062_00445_29557_7502.N1	25-OCT-2007 22:28:24	Dark	37.000	29	Bet Car	1.6720	10200.	74	29557	No
243	GOM_NL__2PRFIN20071025_223925_000000362062_00445_29557_7503.N1	25-OCT-2007 22:39:25	Dark	36.000	143	Alp Hyi	2.8570	7200.0	72	29557	No
244	GOM_NL__2PRFIN20071025_224049_000000412062_00445_29557_7504.N1	25-OCT-2007 22:40:49	Dark	41.000	9	Alp Eri	0.45300	24000.	82	29557	No
245	GOM_NL__2PRFIN20071025_225213_000000422062_00445_29557_7505.N1	25-OCT-2007 22:52:13	Straylight	41.500	52	16Bet Cet	2.0370	4500.0	83	29557	No
246	GOM_NL__2PRFIN20071025_230142_000000362062_00445_29557_7506.N1	25-OCT-2007 23:01:42	Bright	35.500	140	88Gam Peg	2.8340	26000.	71	29557	No
247	GOM_NL__2PRFIN20071025_230535_000000352062_00445_29557_7507.N1	25-OCT-2007 23:05:35	Bright	35.000	58	21Alp And	2.0730	11000.	70	29557	No
248	GOM_NL__2PRFIN20071025_230727_000000392062_00445_29557_7508.N1	25-OCT-2007 23:07:27	Bright	39.000	53	43Bet And	2.0480	3300.0	78	29557	No
249	GOM_NL__2PRFIN20071025_231314_000000372062_00445_29557_7509.N1	25-OCT-2007 23:13:14	Bright	36.500	68	18Alp Cas	2.2250	4500.0	73	29557	No
250	GOM_NL__2PRFIN20071025_231430_000000362062_00445_29557_7510.N1	25-OCT-2007 23:14:30	Bright	36.000	76	27Gam Cas	2.3000	30000.	72	29557	No
251	GOM_NL__2PRFIN20071025_232229_000000342062_00445_29557_7511.N1	25-OCT-2007 23:22:29	Bright	33.500	49	1Alp UMi	1.9900	6300.0	67	29557	No
252	GOM_NL__2PRFIN20071025_232600_000000332062_00445_29557_7512.N1	25-OCT-2007 23:26:00	Bright	33.000	60	7Bet UMi	2.0810	3950.0	66	29557	No
253	GOM_NL__2PRFIN20071025_233042_000000382062_00445_29557_7513.N1	25-OCT-2007 23:30:42	Bright	38.000	36	50Alp UMa	1.8000	6300.0	76	29557	No
254	GOM_NL__2PRFIN20071025_233218_000000392062_00445_29557_7514.N1	25-OCT-2007 23:32:18	Bright	38.500	82	48Bet UMa	2.3650	10600.	77	29557	No
255	GOM_NL__2PRFIN20071025_233551_000000542062_00445_29557_7515.N1	25-OCT-2007 23:35:51	Bright	54.000	174	52Psi UMa	3.0040	4400.0	108	29557	No
256	GOM_NL__2PRFIN20071025_234255_000000352062_00445_29557_7516.N1	25-OCT-2007 23:42:55	Bright	35.000	96	68Del Leo	2.5600	9300.0	70	29557	No

3. Quality information per product

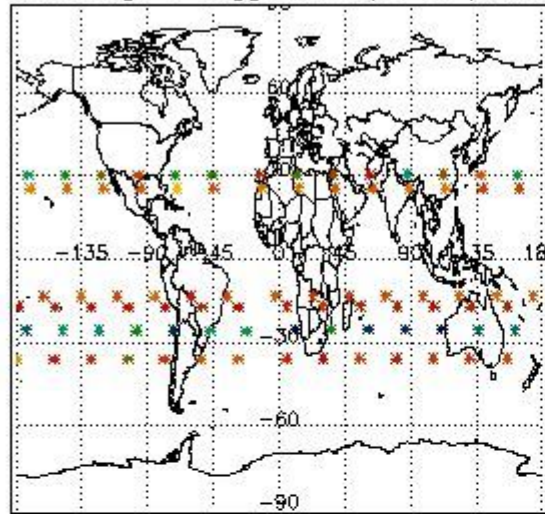
In this section it is plotted some information contained in the Quality Summary data set of the level 2 products. Only products in dark limb conditions and without errors (error flag in the MPH set to "0") are used.

3.1 Plot quality information per product (time dependant)

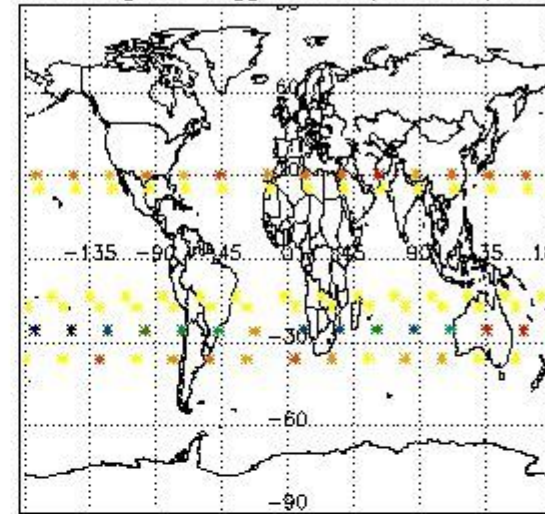


3.2 Plot quality information per product (world map)


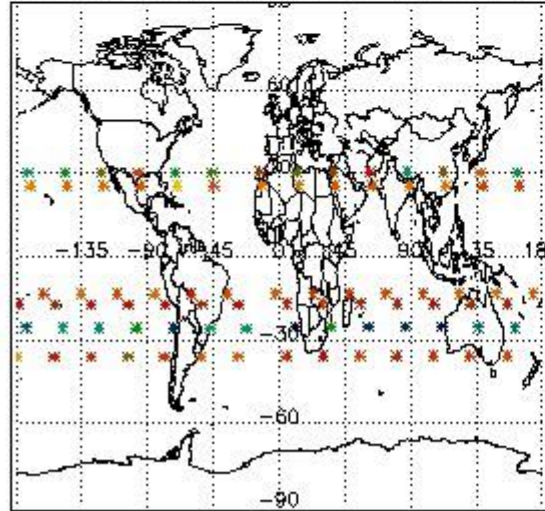
Percentage of flagged data per O3 profile



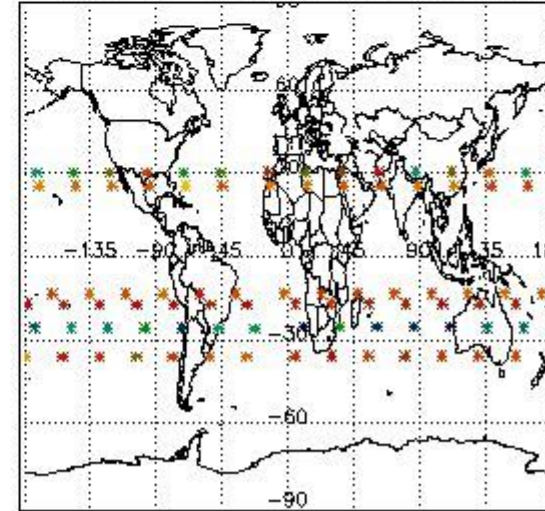
Percentage of flagged data per H2O profile



Percentage of flagged data per NO2 profile



Percentage of flagged data per NO3 profile

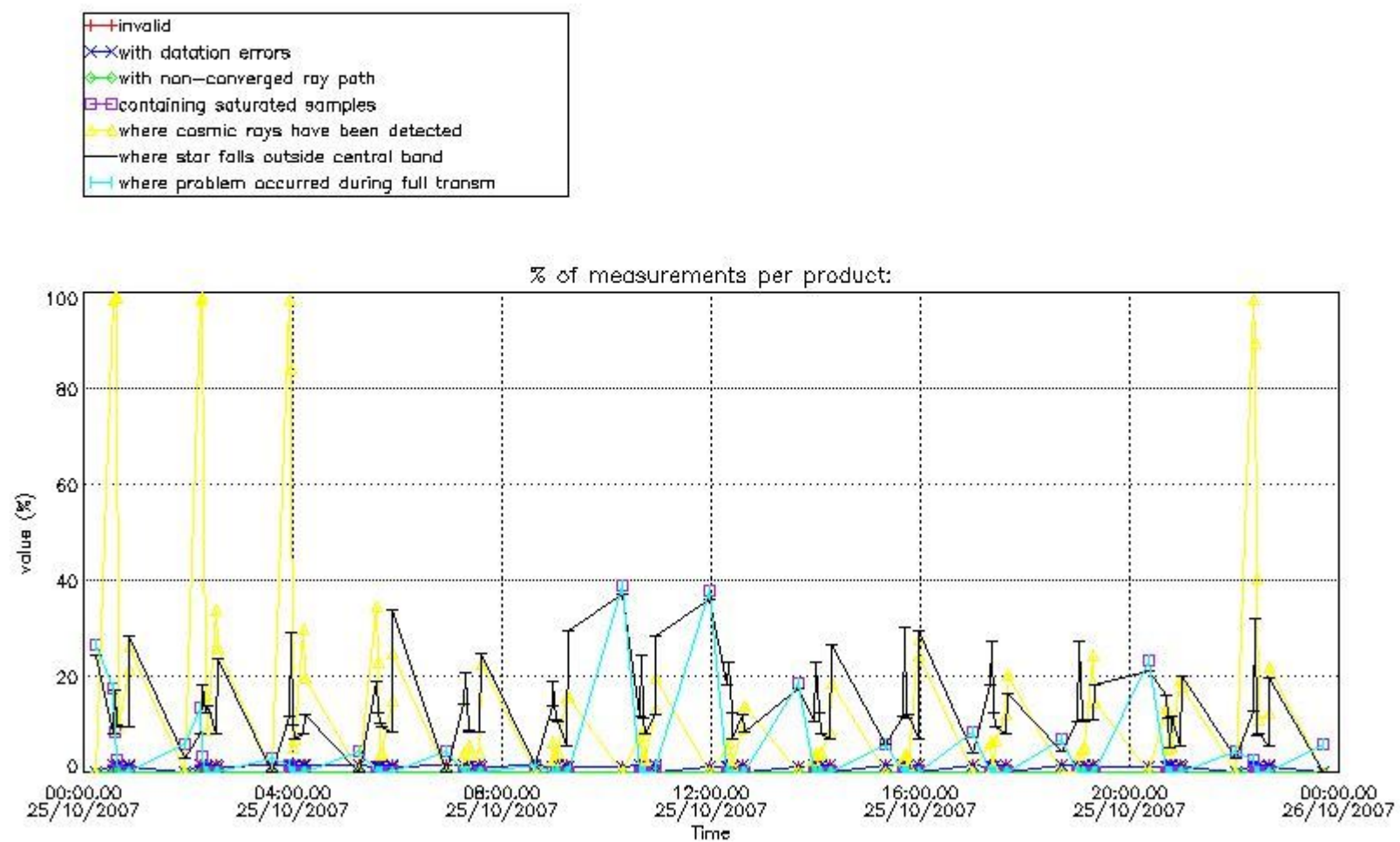


4. Level 1 quality information per product

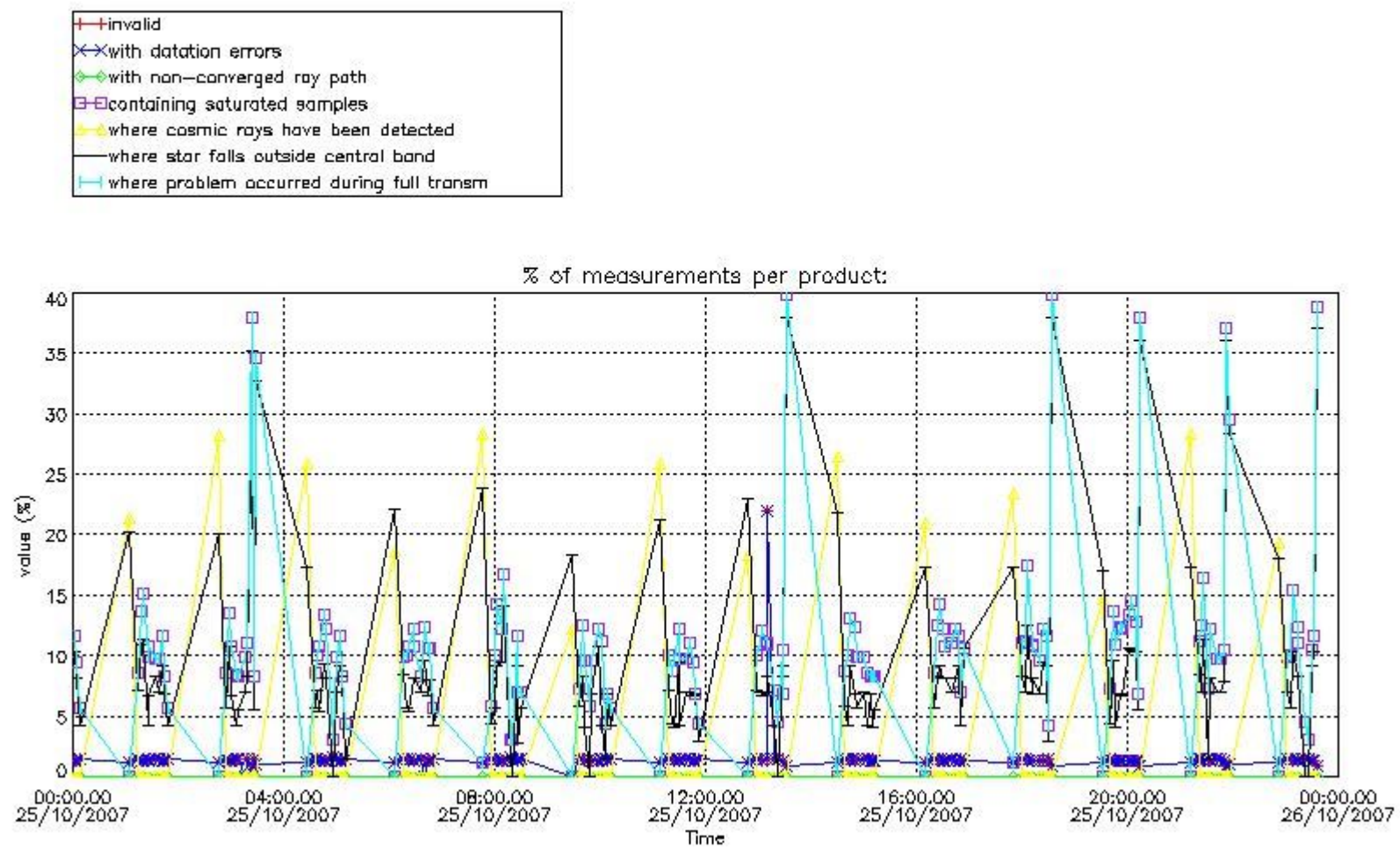
In this section it is plotted some information contained in the Quality Summary data set of the level 2 products that comes from the level 1b processing. Products without errors (error flag in the MPH set to "0") are used.

4.1 Plot quality information per product (time dependant) coming from level 1b processing

4.1.1 Plot level 1 quality information per product (time dependant): ENVISAT ASCENDING passes



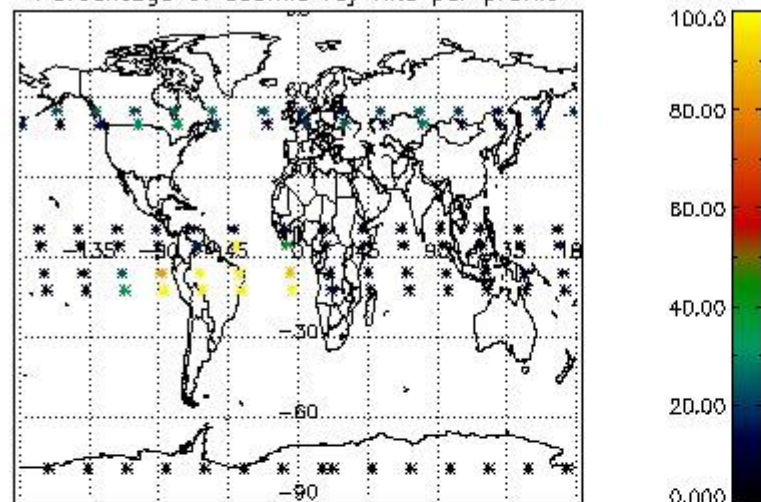
4.1.2 Plot level 1 quality information per product (time dependant): ENVI SAT DESCENDING passes



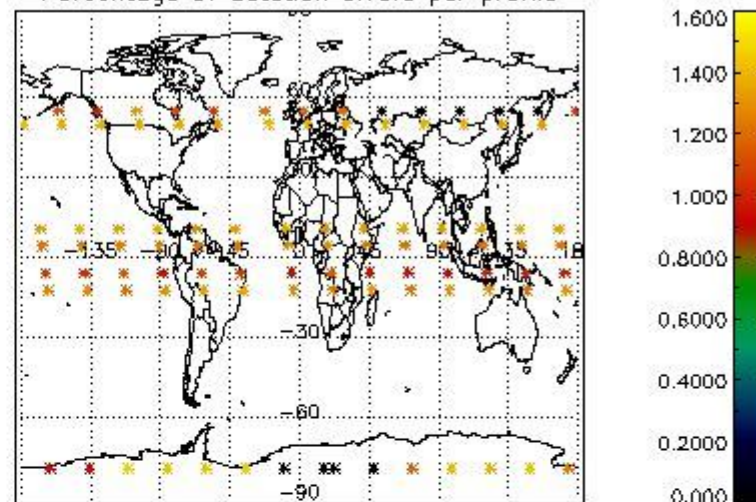
4.2 Plot quality information per product coming from level 1b processing (world map)

4.2.1 Plot level 1 quality information per product (world map): ENVISAT ASCENDING passes

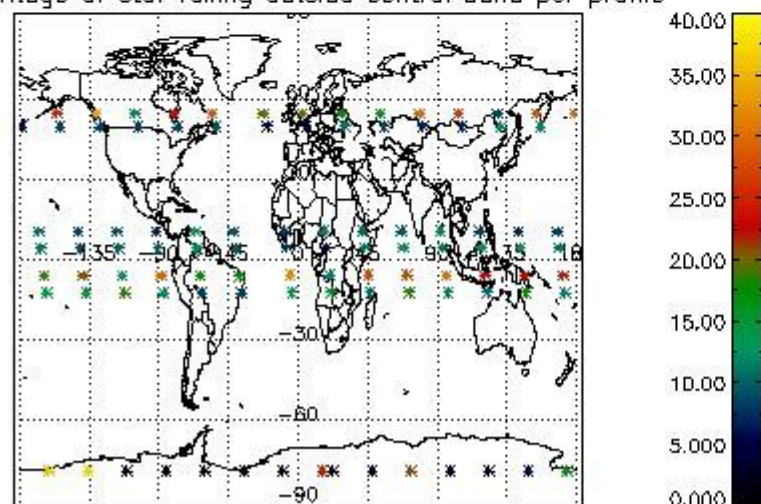
Percentage of cosmic ray hits per profile



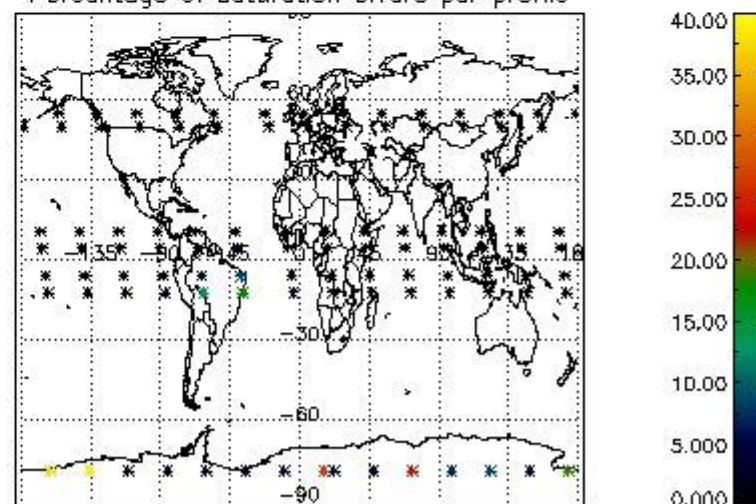
Percentage of datation errors per profile



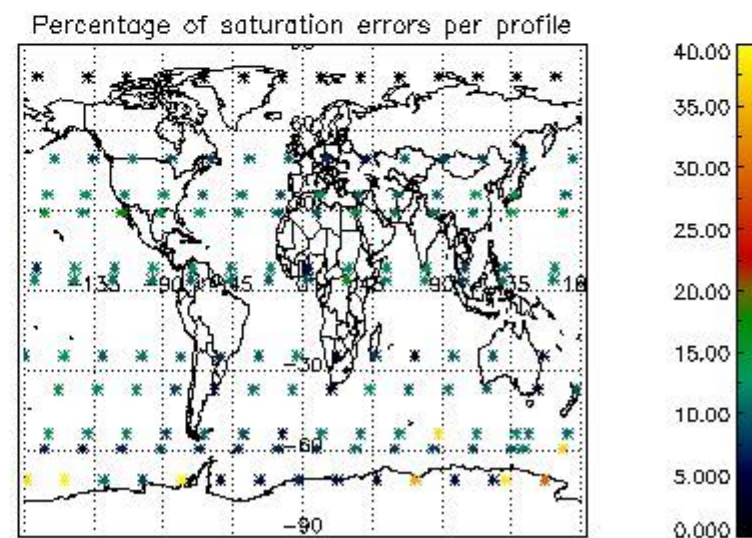
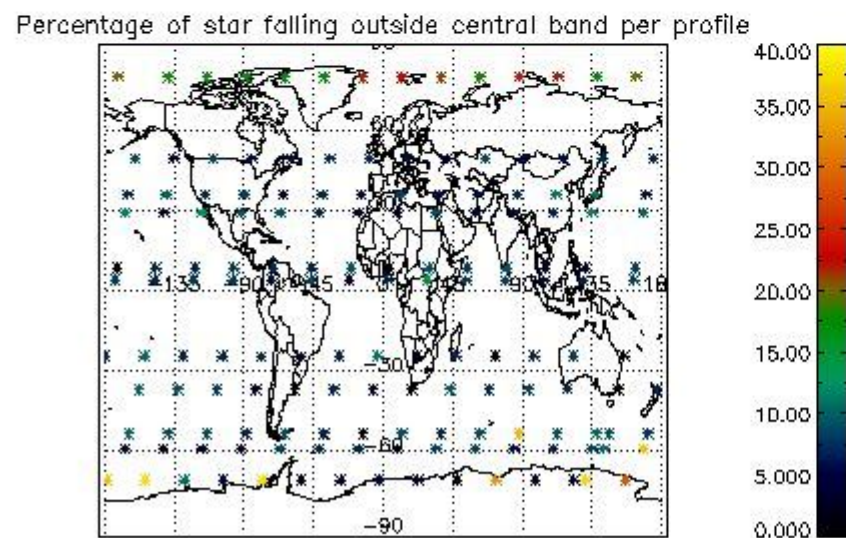
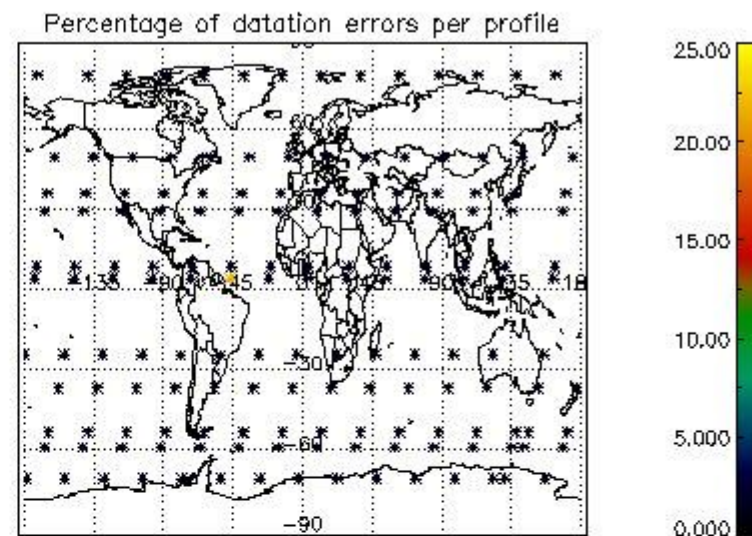
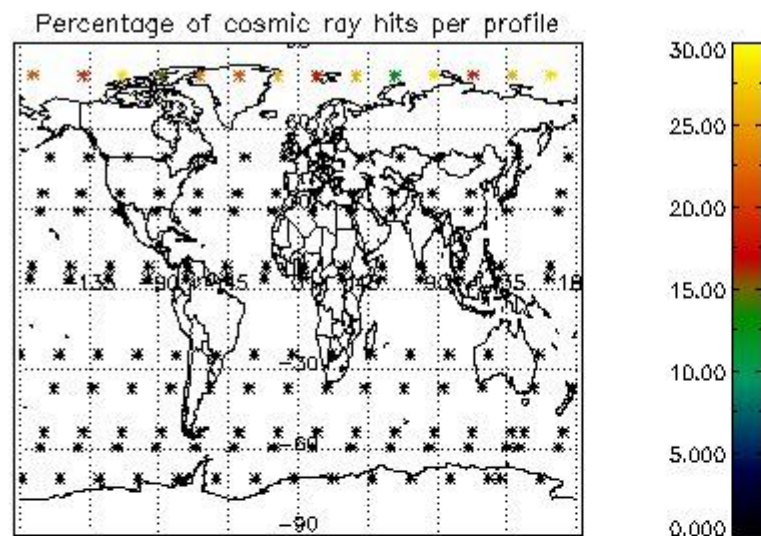
Percentage of star falling outside central band per profile



Percentage of saturation errors per profile



4.2.2 Plot level 1 quality information per product (world map): ENVISAT DESCENDING passes



5. Trace gas profiles

5.1 Ozone statistics based on quality of products

The final quality of the products can be "measured" using the STD (Standard Deviation) attached to every point profile. This information is written to the parameter GOM_NL__2P/NL_LOCAL_SPECIES_DENSITY/o3_std of the level 2 products. The table below shows the statistics for given STD ranges.

The statistics are given with respect to the overall valid production:

- Products without fatal errors: GOM_NL__2P/MPH/PRODUCT_ERR=0
- Valid point profile: GOM_NL__2P/NL_LOCAL_SPECIES_DENSITY/pcd(0)=0

The 'Criteria' is applied to valid points of dark limb products:

- Products in dark limb illumination condition: GOM_NL__2P/NL_SUMMARY_QUALITY/obs_ill_cond=0
- Products without fatal errors: GOM_NL__2P/MPH/PRODUCT_ERR=0
- Valid point profile: GOM_NL__2P/NL_LOCAL_SPECIES_DENSITY/pcd(0)=0

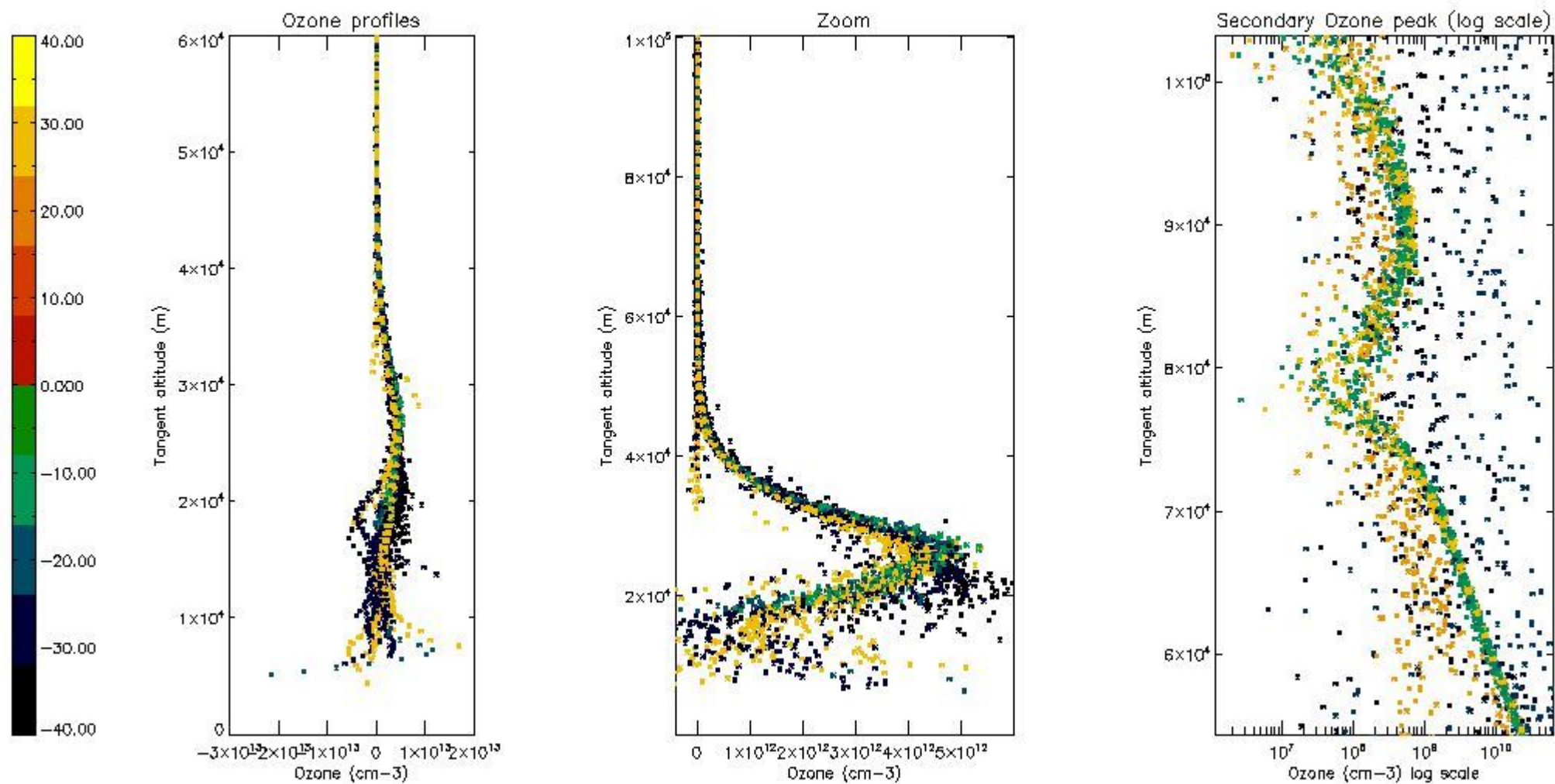
So, the table below shows the percentage of dark limb and valid observations for each criteria with respect to the overall valid daily observations.

Criteria	% of total production
All STD	36
STD < 20	17

STD < 10	12
STD < 5	8

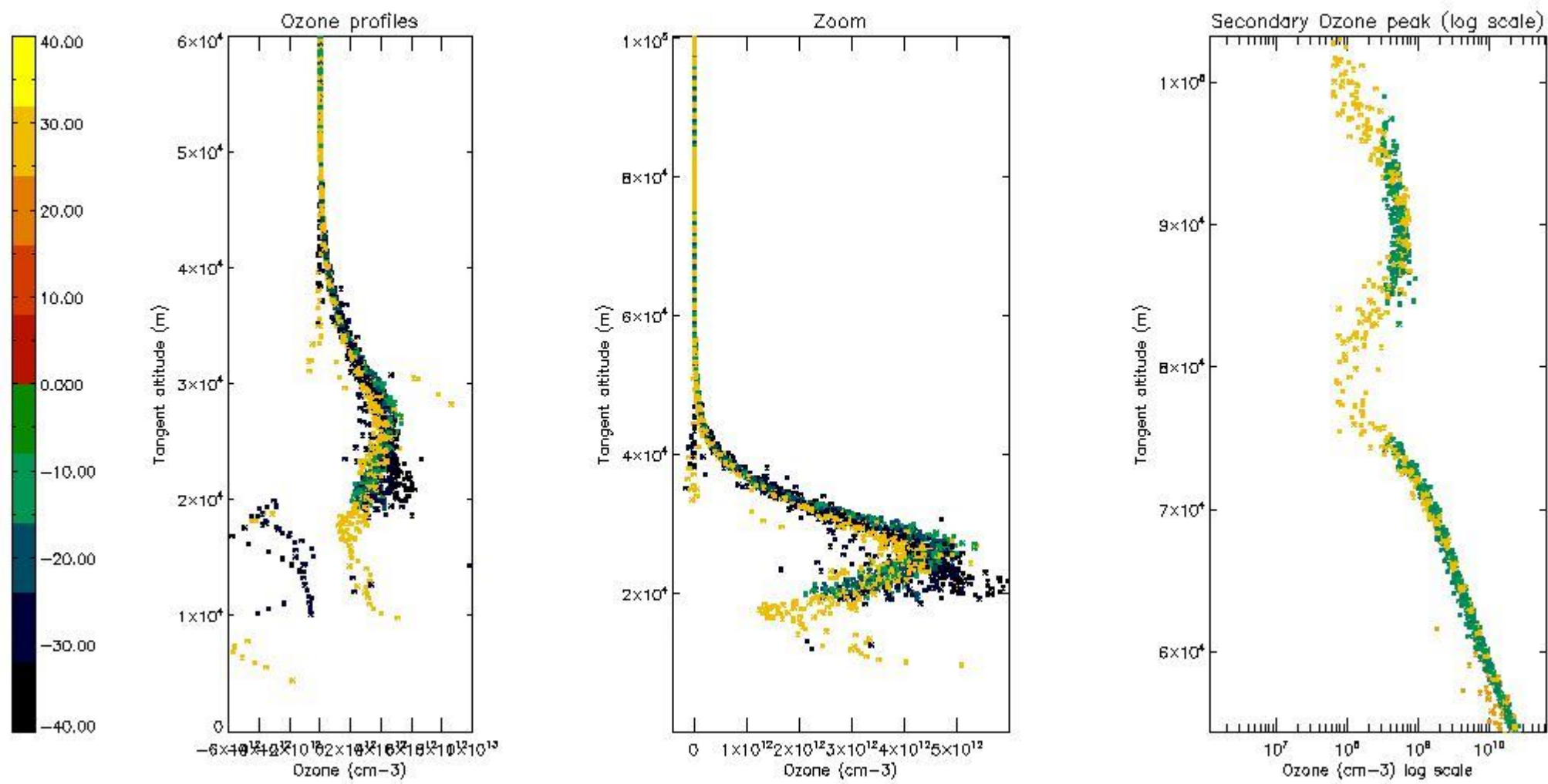
5.2 Plot ozone profiles for all STD (dark without errors)

The colorbar represents the latitude.



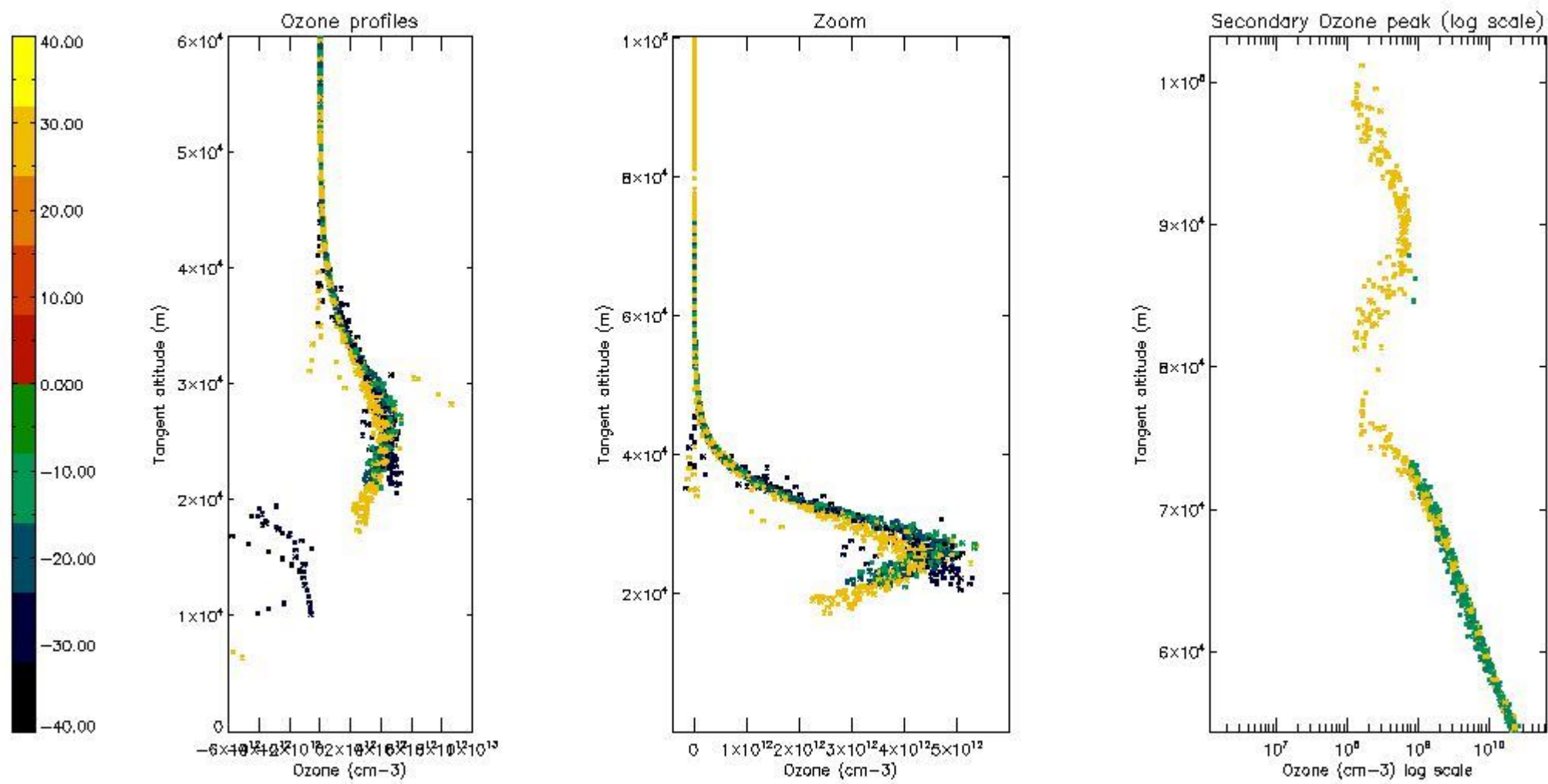
5.3 Plot ozone profiles where STD < 20% (dark without errors)

The colorbar represents the latitude.



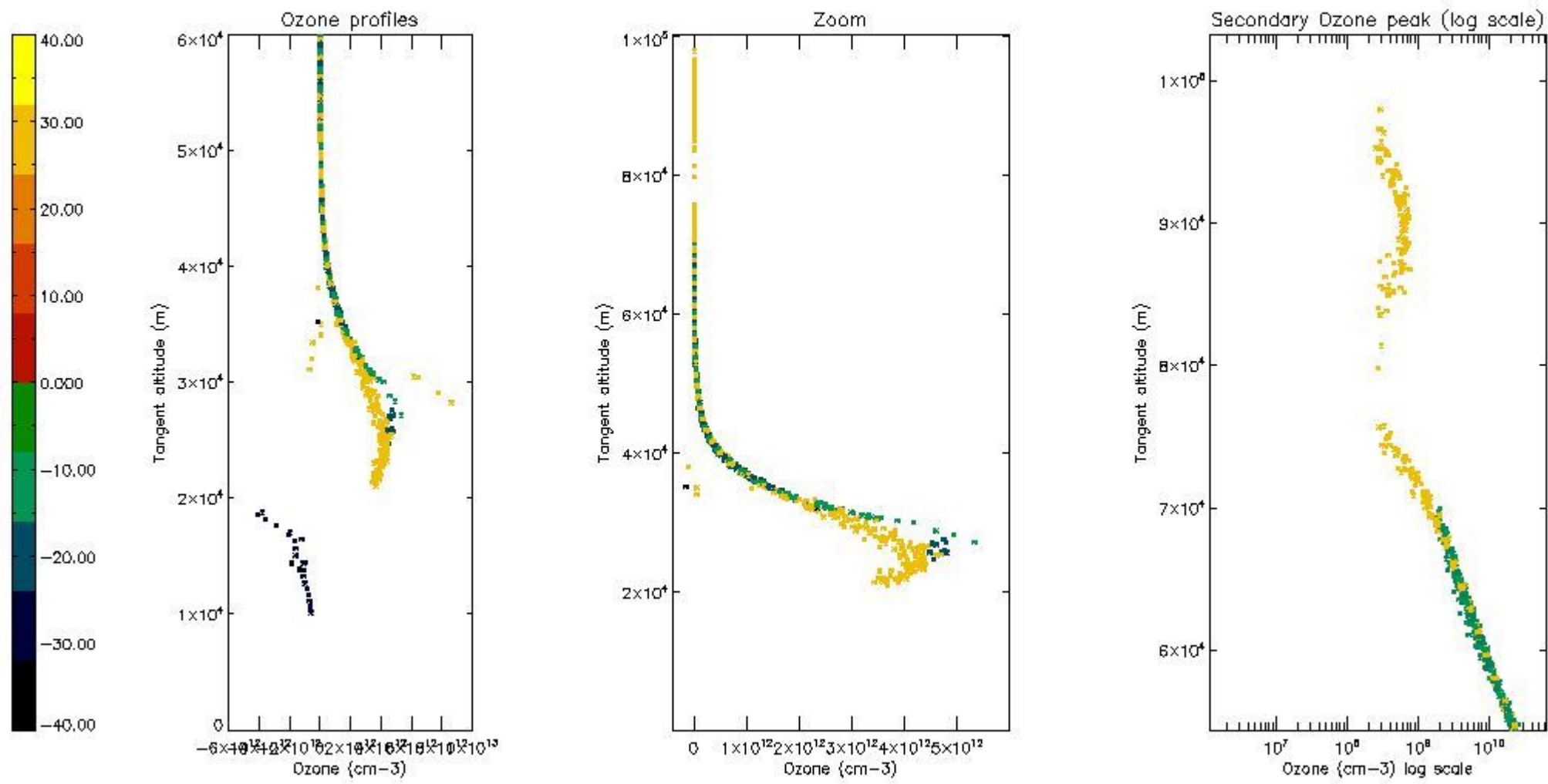
5.4 Plot ozone profiles where STD < 10% (dark without errors)

The colorbar represents the latitude.



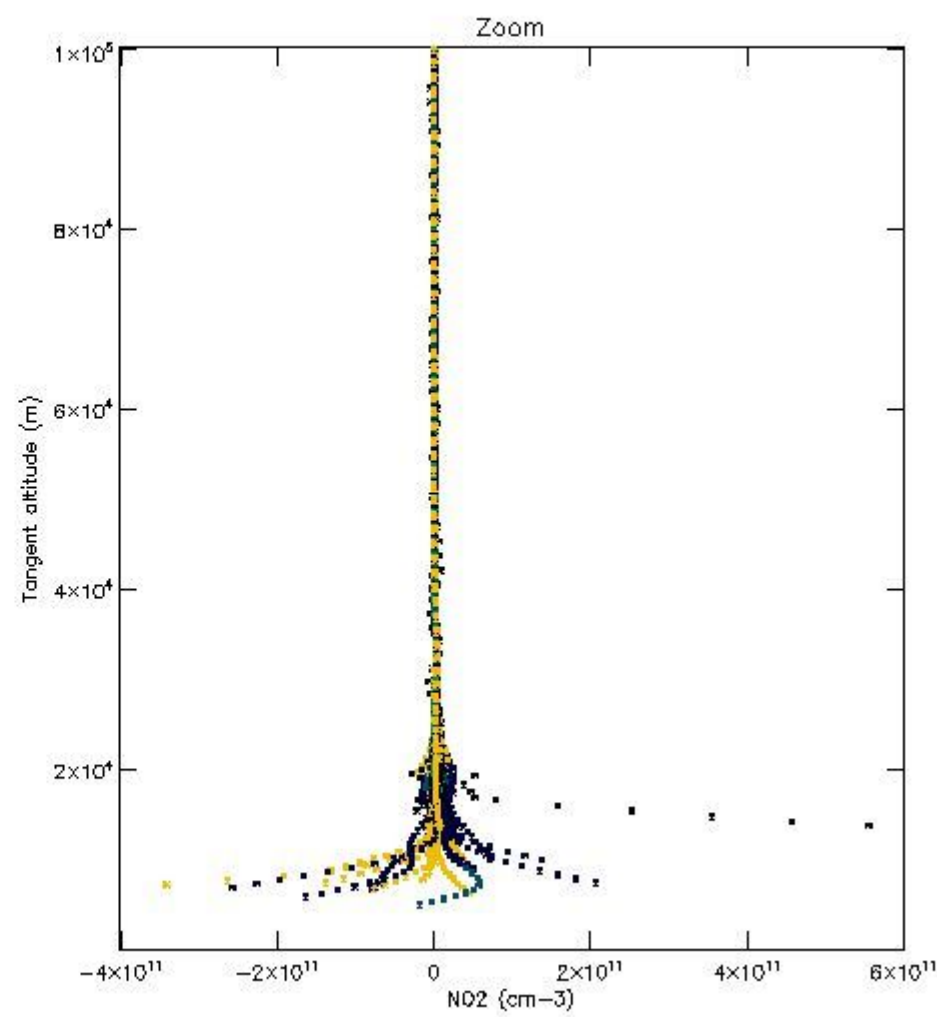
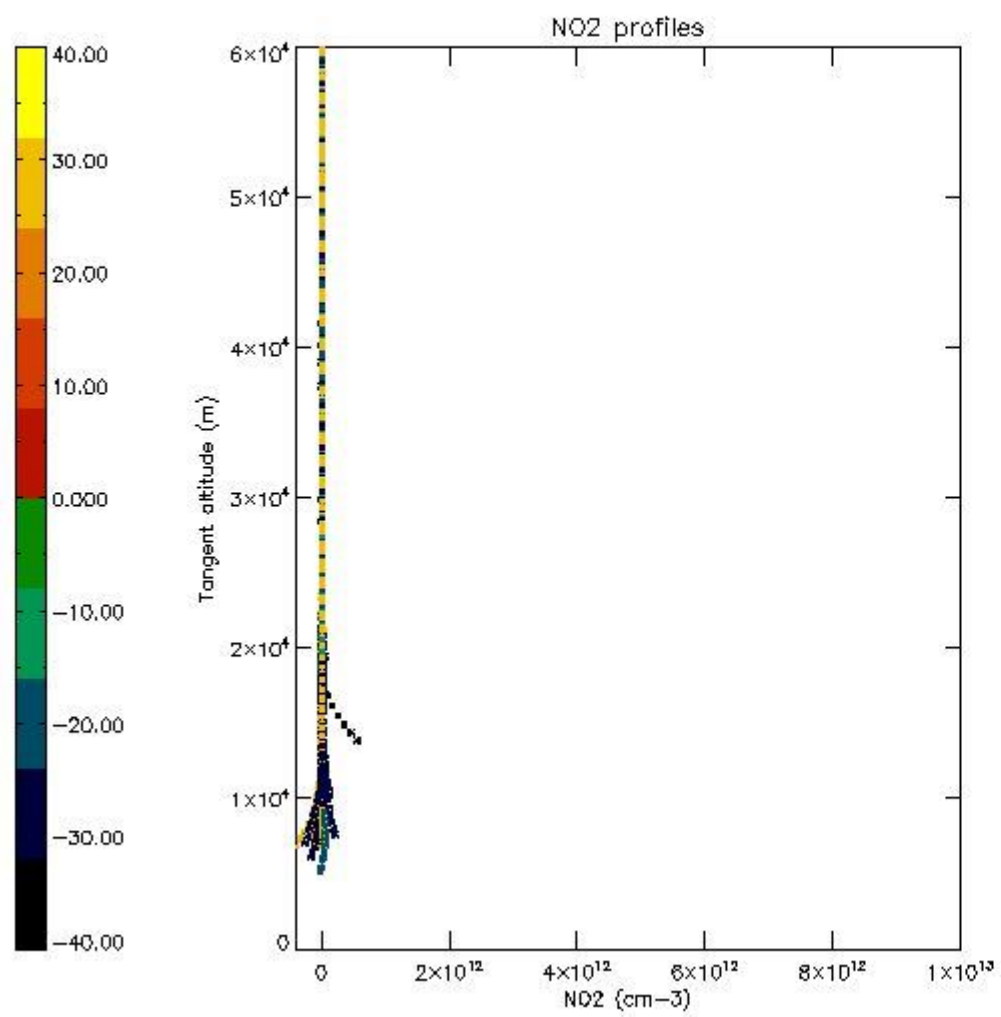
5.5 Plot ozone profiles where STD < 5% (dark without errors)

The colorbar represents the latitude.



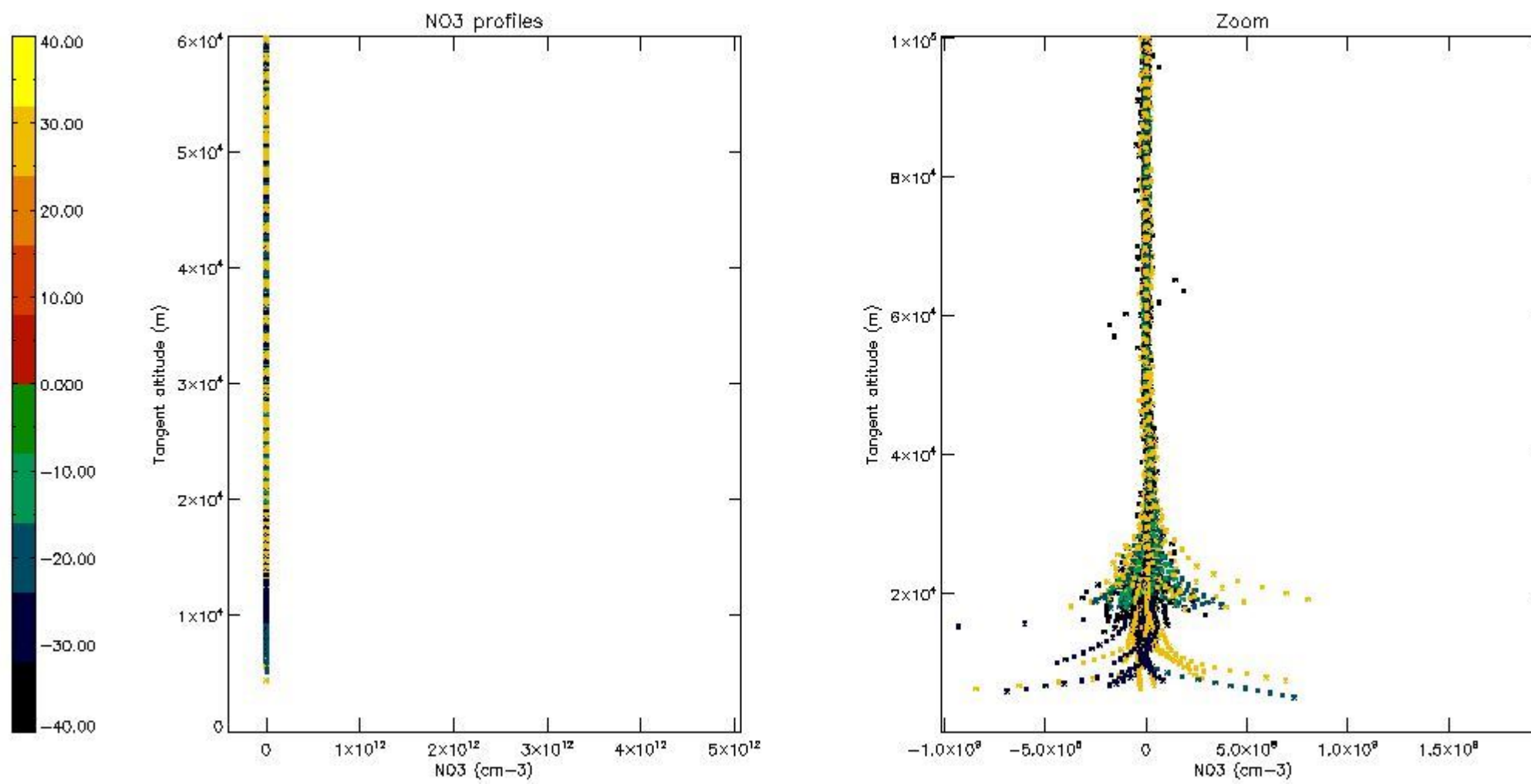
5.6 Plot NO₂ profiles for all STD (dark without errors)

The colorbar represents the latitude.



5.7 Plot NO3 profiles for all STD (dark without errors)

The colorbar represents the latitude.



6. Auxiliary Data Files used for the production reported in section 2

The number reported in the third column indicates since which file (see list in section 2) the corresponding auxiliary file has been used. The fourth column is the date of those product files.

Type	Auxiliary Filename	Used since product	Used since product date
INST_PHYS_CHARACTERISTICS	GOM_INS_AXVIEC20091111_143220_20030716_120000_20500101_000000	1	25-OCT-2007 00:02:20
LEVEL-2_PROC_CONFIG	GOM_PR2_AXVIEC20091111_152718_20020301_000000_20500101_000000	1	25-OCT-2007 00:02:20
CROSS_SECTIONS_FILE	GOM_CRS_AXVIEC20091111_154832_20020301_000000_20500101_000000	1	25-OCT-2007 00:02:20

GOMOS Level 2 Daily Report

SUMMARY

[1. General Info](#)

[2. Summary of processed GOM_NL_2P products](#)

[3. Level 2 Quality information per product](#)

[3.1 Plot of level 2 quality information per product \(time dependant\)](#)

[3.2 Plot of level 2 quality information per product \(world map\)](#)

[4. Level 1 Quality information per product \(stored on level 2 products\)](#)

[4.1 Plot of level 1 quality information per product \(time dependant\)](#)

[4.1.1 Plot of level 1 quality information per product \(time dependant\): ASCENDING](#)

[4.1.2 Plot of level 1 quality information per product \(time dependant\): DESCENDING](#)

[4.2 Plot of level 1 quality information per product \(world map\)](#)

[4.2.1 Plot of level 1 quality information per product \(world map\): ASCENDING](#)

[4.2.2 Plot of level 1 quality information per product \(world map\): DESCENDING](#)

[5. Ozone profiles based on quality statistics and other trace gas profiles](#)

[5.1 Ozone statistics based on quality of products](#)

[5.2 Plot ozone profiles for all STD \(dark without errors\)](#)

[5.3 Plot ozone profiles where STD < 20% \(dark without errors\)](#)

[5.4. Plot ozone profiles where STD < 10% \(dark without errors\)](#)

[5.5. Plot ozone profiles where STD < 5% \(dark without errors\)](#)

[5.6 Plot NO2 profiles for all STD \(dark without errors\)](#)

[5.7 Plot NO3 profiles for all STD \(dark without errors\)](#)

[5.8 Plot H2O profiles \(only for occultations of stars 1,2,3,4,13,14,16,26,63 dark without errors\) for all STD](#)

[6. Auxiliary Data Files used for the production reported in section 2](#)

This report presents the daily analysis on parameters extracted from GOMOS level 2 data (GOM_NL__2P). It is intended to monitor some important parameters that will impact the quality of these products. A list of level 2 products (and content) that have arrived during the reporting day to the PCF is also given.

Item	Value
Time of report generation	23APR2013 09:20:04
Data source version	GOMOS/6.01
Start time of products	25-10-2007 (25OCT2007 00:00:00)
Stop time of products	26-10-2007 (26OCT2007 00:00:00)
Store outputs in DB	Yes
Nb of level 2 prods	256
Nb of prods with errors	0

2. Summary of processed GOM_NL__2P products.

Nr	Filename	UTC Start time	Limb	Duration	Star Id	Star Name	Star Mag	Star Temp	Nb Meas	Orbit	Prod. error
1	GOM_NL__2PRFIN20071025_000220_000000392062_00431_29543_7384.N1	25-OCT-2007 00:02:20	Bright	38.500	36	50Alp UMa	1.8000	6300.0	77	29543	No
2	GOM_NL__2PRFIN20071025_000355_000000372062_00431_29543_7385.N1	25-OCT-2007 00:03:55	Bright	37.000	82	48Bet UMa	2.3650	10600.	74	29543	No
3	GOM_NL__2PRFIN20071025_000727_000000352062_00431_29543_7386.N1	25-OCT-2007 00:07:27	Bright	35.000	174	52Psi UMa	3.0040	4400.0	70	29543	No
4	GOM_NL__2PRFIN20071025_001429_000000452062_00431_29543_7387.N1	25-OCT-2007 00:14:29	Bright	45.000	96	68Del Leo	2.5600	9300.0	90	29543	No
5	GOM_NL__2PRFIN20071025_003406_000000372062_00431_29543_7388.N1	25-OCT-2007 00:34:06	Dark	37.000	113	Mu Vel	2.6920	5000.0	74	29543	No
6	GOM_NL__2PRFIN20071025_003552_000000472062_00431_29543_7389.N1	25-OCT-2007 00:35:52	Dark	47.000	65	Lam Vel	2.2040	4400.0	94	29543	No
7	GOM_NL__2PRFIN20071025_003845_000000412062_00432_29544_7269.N1	25-OCT-2007 00:38:45	Dark	40.500	46	Del Vel	1.9540	10600.	81	29544	No
8	GOM_NL__2PRFIN20071025_004033_000000382062_00432_29544_7270.N1	25-OCT-2007 00:40:33	Dark	37.500	29	Bet Car	1.6720	10200.	75	29544	No
9	GOM_NL__2PRFIN20071025_005134_000000382062_00432_29544_7271.N1	25-OCT-2007 00:51:34	Dark	37.500	143	Alp Hyi	2.8570	7200.0	75	29544	No
10	GOM_NL__2PRFIN20071025_005259_000000482062_00432_29544_7272.N1	25-OCT-2007 00:52:59	Dark	47.500	9	Alp Eri	0.45300	24000.	95	29544	No
11	GOM_NL__2PRFIN20071025_010423_000000422062_00432_29544_7273.N1	25-OCT-2007 01:04:23	Straylight	42.000	52	16Bet Cet	2.0370	4500.0	84	29544	No
12	GOM_NL__2PRFIN20071025_011352_000000352062_00432_29544_7274.N1	25-OCT-2007 01:13:52	Bright	35.000	140	88Gam Peg	2.8340	26000.	70	29544	No
13	GOM_NL__2PRFIN20071025_011746_000000372062_00432_29544_7275.N1	25-OCT-2007 01:17:46	Bright	36.500	58	21Alp And	2.0730	11000.	73	29544	No
14	GOM_NL__2PRFIN20071025_011942_000000402062_00432_29544_7276.N1	25-OCT-2007 01:19:42	Bright	39.500	53	43Bet And	2.0480	3300.0	79	29544	No
15	GOM_NL__2PRFIN20071025_012528_000000362062_00432_29544_7277.N1	25-OCT-2007 01:25:28	Bright	35.500	68	18Alp Cas	2.2250	4500.0	71	29544	No
16	GOM_NL__2PRFIN20071025_012644_000000372062_00432_29544_7278.N1	25-OCT-2007 01:26:44	Bright	37.000	76	27Gam Cas	2.3000	30000.	74	29544	No
17	GOM_NL__2PRFIN20071025_013442_000000362062_00432_29544_7279.N1	25-OCT-2007 01:34:42	Bright	36.000	49	1Alp UMi	1.9900	6300.0	72	29544	No
18	GOM_NL__2PRFIN20071025_013810_000000362062_00432_29544_7280.N1	25-OCT-2007 01:38:10	Bright	36.000	60	7Bet UMi	2.0810	3950.0	72	29544	No
19	GOM_NL__2PRFIN20071025_014256_000000392062_00432_29544_7281.N1	25-OCT-2007 01:42:56	Bright	38.500	36	50Alp UMa	1.8000	6300.0	77	29544	No
20	GOM_NL__2PRFIN20071025_014431_000000372062_00432_29544_7282.N1	25-OCT-2007 01:44:31	Bright	36.500	82	48Bet UMa	2.3650	10600.	73	29544	No
21	GOM_NL__2PRFIN20071025_014803_000000352062_00432_29544_7283.N1	25-OCT-2007 01:48:03	Bright	35.000	174	52Psi UMa	3.0040	4400.0	70	29544	No
22	GOM_NL__2PRFIN20071025_015505_000000352062_00432_29544_7284.N1	25-OCT-2007 01:55:05	Bright	35.000	96	68Del Leo	2.5600	9300.0	70	29544	No
23	GOM_NL__2PRFIN20071025_021443_000000372062_00432_29544_7285.N1	25-OCT-2007 02:14:43	Dark	37.000	113	Mu Vel	2.6920	5000.0	74	29544	No
24	GOM_NL__2PRFIN20071025_021628_000000472062_00432_29544_7286.N1	25-OCT-2007 02:16:28	Dark	47.000	65	Lam Vel	2.2040	4400.0	94	29544	No
25	GOM_NL__2PRFIN20071025_021921_000000412062_00433_29545_7285.N1	25-OCT-2007 02:19:21	Dark	41.000	46	Del Vel	1.9540	10600.	82	29545	No
26	GOM_NL__2PRFIN20071025_022109_000000402062_00433_29545_7286.N1	25-OCT-2007 02:21:09	Dark	39.500	29	Bet Car	1.6720	10200.	79	29545	No
27	GOM_NL__2PRFIN20071025_023210_000000372062_00433_29545_7287.N1	25-OCT-2007 02:32:10	Dark	37.000	143	Alp Hyi	2.8570	7200.0	74	29545	No
28	GOM_NL__2PRFIN20071025_023335_000000452062_00433_29545_7288.N1	25-OCT-2007 02:33:35	Dark	44.500	9	Alp Eri	0.45300	24000.	89	29545	No
29	GOM_NL__2PRFIN20071025_024500_000000432062_00433_29545_7289.N1	25-OCT-2007 02:45:00	Straylight	42.500	52	16Bet Cet	2.0370	4500.0	85	29545	No
30	GOM_NL__2PRFIN20071025_025429_000000352062_00433_29545_7290.N1	25-OCT-2007 02:54:29	Bright	35.000	140	88Gam Peg	2.8340	26000.	70	29545	No
31	GOM_NL__2PRFIN20071025_025822_000000372062_00433_29545_7291.N1	25-OCT-2007 02:58:22	Bright	37.000	58	21Alp And	2.0730	11000.	74	29545	No
32	GOM_NL__2PRFIN20071025_030018_000000372062_00433_29545_7292.N1	25-OCT-2007 03:00:18	Bright	37.000	53	43Bet And	2.0480	3300.0	74	29545	No
33	GOM_NL__2PRFIN20071025_030603_000000362062_00433_29545_7293.N1	25-OCT-2007 03:06:03	Bright	35.500	68	18Alp Cas	2.2250	4500.0	71	29545	No
34	GOM_NL__2PRFIN20071025_030720_000000362062_00433_29545_7294.N1	25-OCT-2007 03:07:20	Bright	36.000	76	27Gam Cas	2.3000	30000.	72	29545	No
35	GOM_NL__2PRFIN20071025_031518_000000362062_00433_29545_7295.N1	25-OCT-2007 03:15:18	Bright	35.500	49	1Alp UMi	1.9900	6300.0	71	29545	No
36	GOM_NL__2PRFIN20071025_031847_000000362062_00433_29545_7296.N1	25-OCT-2007 03:18:47	Bright	36.000	60	7Bet UMi	2.0810	3950.0	72	29545	No
37	GOM_NL__2PRFIN20071025_032332_000000542062_00433_29545_7297.N1	25-OCT-2007 03:23:32	Bright	54.000	36	50Alp UMa	1.8000	6300.0	108	29545	No
38	GOM_NL__2PRFIN20071025_032507_000000362062_00433_29545_7298.N1	25-OCT-2007 03:25:07	Bright	36.000	82	48Bet UMa	2.3650	10600.	72	29545	No
39	GOM_NL__2PRFIN20071025_032839_000000512062_00433_29545_7299.N1	25-OCT-2007 03:28:39	Bright	50.500	174	52Psi UMa	3.0040	4400.0	101	29545	No
40	GOM_NL__2PRFIN20071025_033542_000000352062_00433_29545_7300.N1	25-OCT-2007 03:35:42	Bright	34.500	96	68Del Leo	2.5600	9300.0	69	29545	No
41	GOM_NL__2PRFIN20071025_035519_000000392062_00433_29545_7301.N1	25-OCT-2007 03:55:19	Dark	38.500	113	Mu Vel	2.6920	5000.0	77	29545	No
42	GOM_NL__2PRFIN20071025_035705_000000542062_00433_29545_7302.N1	25-OCT-2007 03:57:05	Dark	53.500	65	Lam Vel	2.2040	4400.0	107	29545	No

43	GOM_NL__2PRFIN20071025_035958_000000412062_00434_29546_7292.N1	25-OCT-2007 03:59:58	Dark	40.500	46	Del Vel	1.9540	10600.	81	29546	No
44	GOM_NL__2PRFIN20071025_040145_000000372062_00434_29546_7293.N1	25-OCT-2007 04:01:45	Dark	36.500	29	Bet Car	1.6720	10200.	73	29546	No
45	GOM_NL__2PRFIN20071025_041247_000000372062_00434_29546_7294.N1	25-OCT-2007 04:12:47	Dark	37.000	143	Alp Hyi	2.8570	7200.0	74	29546	No
46	GOM_NL__2PRFIN20071025_041412_000000382062_00434_29546_7295.N1	25-OCT-2007 04:14:12	Dark	38.000	9	Alp Eri	0.45300	24000.	76	29546	No
47	GOM_NL__2PRFIN20071025_042536_000000412062_00434_29546_7296.N1	25-OCT-2007 04:25:36	Straylight	40.500	52	16Bet Cet	2.0370	4500.0	81	29546	No
48	GOM_NL__2PRFIN20071025_043505_000000352062_00434_29546_7297.N1	25-OCT-2007 04:35:05	Bright	35.000	140	88Gam Peg	2.8340	26000.	70	29546	No
49	GOM_NL__2PRFIN20071025_043858_000000352062_00434_29546_7298.N1	25-OCT-2007 04:38:58	Bright	35.000	58	21Alp And	2.0730	11000.	70	29546	No
50	GOM_NL__2PRFIN20071025_044054_000000372062_00434_29546_7299.N1	25-OCT-2007 04:40:54	Bright	37.000	53	43Bet And	2.0480	3300.0	74	29546	No
51	GOM_NL__2PRFIN20071025_044639_000000382062_00434_29546_7300.N1	25-OCT-2007 04:46:39	Bright	37.500	68	18Alp Cas	2.2250	4500.0	75	29546	No
52	GOM_NL__2PRFIN20071025_044756_000000372062_00434_29546_7301.N1	25-OCT-2007 04:47:56	Bright	37.000	76	27Gam Cas	2.3000	30000.	74	29546	No
53	GOM_NL__2PRFIN20071025_045554_000000332062_00434_29546_7302.N1	25-OCT-2007 04:55:54	Bright	32.500	49	1Alp UMi	1.9900	6300.0	65	29546	No
54	GOM_NL__2PRFIN20071025_045923_000000362062_00434_29546_7303.N1	25-OCT-2007 04:59:23	Bright	35.500	60	7Bet UMi	2.0810	3950.0	71	29546	No
55	GOM_NL__2PRFIN20071025_050408_000000392062_00434_29546_7304.N1	25-OCT-2007 05:04:08	Bright	38.500	36	50Alp UMa	1.8000	6300.0	77	29546	No
56	GOM_NL__2PRFIN20071025_050543_000000372062_00434_29546_7305.N1	25-OCT-2007 05:05:43	Bright	36.500	82	48Bet UMa	2.3650	10600.	73	29546	No
57	GOM_NL__2PRFIN20071025_050915_000000352062_00434_29546_7306.N1	25-OCT-2007 05:09:15	Bright	34.500	174	52Psi UMa	3.0040	4400.0	69	29546	No
58	GOM_NL__2PRFIN20071025_051618_000000352062_00434_29546_7307.N1	25-OCT-2007 05:16:18	Bright	35.000	96	68Del Leo	2.5600	9300.0	70	29546	No
59	GOM_NL__2PRFIN20071025_053555_000000422062_00434_29546_7308.N1	25-OCT-2007 05:35:55	Dark	42.000	113	Mu Vel	2.6920	5000.0	84	29546	No
60	GOM_NL__2PRFIN20071025_053742_000000442062_00434_29546_7309.N1	25-OCT-2007 05:37:42	Dark	44.000	65	Lam Vel	2.2040	4400.0	88	29546	No
61	GOM_NL__2PRFIN20071025_054035_000000402062_00435_29547_7330.N1	25-OCT-2007 05:40:35	Dark	40.000	46	Del Vel	1.9540	10600.	80	29547	No
62	GOM_NL__2PRFIN20071025_054222_000000382062_00435_29547_7331.N1	25-OCT-2007 05:42:22	Dark	37.500	29	Bet Car	1.6720	10200.	75	29547	No
63	GOM_NL__2PRFIN20071025_055323_000000372062_00435_29547_7332.N1	25-OCT-2007 05:53:23	Dark	36.500	143	Alp Hyi	2.8570	7200.0	73	29547	No
64	GOM_NL__2PRFIN20071025_055448_000000512062_00435_29547_7333.N1	25-OCT-2007 05:54:48	Dark	50.500	9	Alp Eri	0.45300	24000.	101	29547	No
65	GOM_NL__2PRFIN20071025_060612_000000432062_00435_29547_7334.N1	25-OCT-2007 06:06:12	Straylight	43.000	52	16Bet Cet	2.0370	4500.0	86	29547	No
66	GOM_NL__2PRFIN20071025_061541_000000362062_00435_29547_7335.N1	25-OCT-2007 06:15:41	Bright	35.500	140	88Gam Peg	2.8340	26000.	71	29547	No
67	GOM_NL__2PRFIN20071025_061934_000000352062_00435_29547_7336.N1	25-OCT-2007 06:19:34	Bright	35.000	58	21Alp And	2.0730	11000.	70	29547	No
68	GOM_NL__2PRFIN20071025_062129_000000372062_00435_29547_7337.N1	25-OCT-2007 06:21:29	Bright	37.000	53	43Bet And	2.0480	3300.0	74	29547	No
69	GOM_NL__2PRFIN20071025_062715_000000372062_00435_29547_7338.N1	25-OCT-2007 06:27:15	Bright	37.000	68	18Alp Cas	2.2250	4500.0	74	29547	No
70	GOM_NL__2PRFIN20071025_062832_000000372062_00435_29547_7339.N1	25-OCT-2007 06:28:32	Bright	37.000	76	27Gam Cas	2.3000	30000.	74	29547	No
71	GOM_NL__2PRFIN20071025_063630_000000362062_00435_29547_7340.N1	25-OCT-2007 06:36:30	Bright	36.000	49	1Alp UMi	1.9900	6300.0	72	29547	No
72	GOM_NL__2PRFIN20071025_063959_000000372062_00435_29547_7341.N1	25-OCT-2007 06:39:59	Bright	36.500	60	7Bet UMi	2.0810	3950.0	73	29547	No
73	GOM_NL__2PRFIN20071025_064444_000000382062_00435_29547_7342.N1	25-OCT-2007 06:44:44	Bright	37.500	36	50Alp UMa	1.8000	6300.0	75	29547	No
74	GOM_NL__2PRFIN20071025_064619_000000382062_00435_29547_7343.N1	25-OCT-2007 06:46:19	Bright	37.500	82	48Bet UMa	2.3650	10600.	75	29547	No
75	GOM_NL__2PRFIN20071025_064951_000000352062_00435_29547_7344.N1	25-OCT-2007 06:49:51	Bright	35.000	174	52Psi UMa	3.0040	4400.0	70	29547	No
76	GOM_NL__2PRFIN20071025_065654_000000352062_00435_29547_7345.N1	25-OCT-2007 06:56:54	Bright	35.000	96	68Del Leo	2.5600	9300.0	70	29547	No
77	GOM_NL__2PRFIN20071025_071632_000000392062_00435_29547_7346.N1	25-OCT-2007 07:16:32	Dark	39.000	113	Mu Vel	2.6920	5000.0	78	29547	No
78	GOM_NL__2PRFIN20071025_071819_000000492062_00435_29547_7347.N1	25-OCT-2007 07:18:19	Dark	48.500	65	Lam Vel	2.2040	4400.0	97	29547	No
79	GOM_NL__2PRFIN20071025_072111_000000402062_00436_29548_7345.N1	25-OCT-2007 07:21:11	Dark	40.000	46	Del Vel	1.9540	10600.	80	29548	No
80	GOM_NL__2PRFIN20071025_072258_000000372062_00436_29548_7346.N1	25-OCT-2007 07:22:58	Dark	36.500	29	Bet Car	1.6720	10200.	73	29548	No
81	GOM_NL__2PRFIN20071025_073359_000000372062_00436_29548_7347.N1	25-OCT-2007 07:33:59	Dark	36.500	143	Alp Hyi	2.8570	7200.0	73	29548	No
82	GOM_NL__2PRFIN20071025_073524_000000452062_00436_29548_7348.N1	25-OCT-2007 07:35:24	Dark	44.500	9	Alp Eri	0.45300	24000.	89	29548	No
83	GOM_NL__2PRFIN20071025_074648_000000442062_00436_29548_7349.N1	25-OCT-2007 07:46:48	Straylight	44.000	52	16Bet Cet	2.0370	4500.0	88	29548	No
84	GOM_NL__2PRFIN20071025_075617_000000342062_00436_29548_7350.N1	25-OCT-2007 07:56:17	Bright	34.000	140	88Gam Peg	2.8340	26000.	68	29548	No
85	GOM_NL__2PRFIN20071025_080010_000000352062_00436_29548_7351.N1	25-OCT-2007 08:00:10	Bright	35.000	58	21Alp And	2.0730	11000.	70	29548	No
86	GOM_NL__2PRFIN20071025_080205_000000392062_00436_29548_7352.N1	25-OCT-2007 08:02:05	Bright	38.500	53	43Bet And	2.0480	3300.0	77	29548	No
87	GOM_NL__2PRFIN20071025_080751_000000372062_00436_29548_7353.N1	25-OCT-2007 08:07:51	Bright	37.000	68	18Alp Cas	2.2250	4500.0	74	29548	No
88	GOM_NL__2PRFIN20071025_080908_000000392062_00436_29548_7354.N1	25-OCT-2007 08:09:08	Bright	39.000	76	27Gam Cas	2.3000	30000.	78	29548	No
89	GOM_NL__2PRFIN20071025_081706_000000332062_00436_29548_7355.N1	25-OCT-2007 08:17:06	Bright	32.500	49	1Alp UMi	1.9900	6300.0	65	29548	No
90	GOM_NL__2PRFIN20071025_082035_000000342062_00436_29548_7356.N1	25-OCT-2007 08:20:35	Bright	33.500	60	7Bet UMi	2.0810	3950.0	67	29548	No
91	GOM_NL__2PRFIN20071025_082519_000000392062_00436_29548_7357.N1	25-OCT-2007 08:25:19	Bright	38.500	36	50Alp UMa	1.8000	6300.0	77	29548	No
92	GOM_NL__2PRFIN20071025_082655_000000362062_00436_29548_7358.N1	25-OCT-2007 08:26:55	Bright	35.500	82	48Bet UMa	2.3650	10600.	71	29548	No
93	GOM_NL__2PRFIN20071025_083027_000000362062_00436_29548_7359.N1	25-OCT-2007 08:30:27	Bright	35.500	174	52Psi UMa	3.0040	4400.0	71	29548	No
94	GOM_NL__2PRFIN20071025_083730_000000342062_00436_29548_7360.N1	25-OCT-2007 08:37:30	Bright	34.000	96	68Del Leo	2.5600	9300.0	68	29548	No
95	GOM_NL__2PRFIN20071025_085708_000000402062_00436_29548_7361.N1	25-OCT-2007 08:57:08	Dark	39.500	113	Mu Vel	2.6920	5000.0	79	29548	No
96	GOM_NL__2PRFIN20071025_085855_000000482062_00436_29548_7362.N1	25-OCT-2007 08:58:55	Dark	47.500	65	Lam Vel	2.2040	4400.0	95	29548	No
97	GOM_NL__2PRFIN20071025_090148_000000412062_00437_29549_7351.N1	25-OCT-2007 09:01:48	Dark	41.000	46	Del Vel	1.9540	10600.	82	29549	No
98	GOM_NL__2PRFIN20071025_090334_000000382062_00437_29549_7352.N1	25-OCT-2007 09:03:34	Dark	38.000	29	Bet Car	1.6720	10200.	76	29549	No
99	GOM_NL__2PRFIN20071025_091436_000000362062_00437_29549_7353.N1	25-OCT-2007 09:14:36	Dark	35.500	143	Alp Hyi	2.8570	7200.0	71	29549	No
100	GOM_NL__2PRFIN20071025_091600_000000482062_00437_29549_7354.N1	25-OCT-2007 09:16:00	Dark	47.500	9	Alp Eri	0.45300	24000.	95	29549	No
101	GOM_NL__2PRFIN20071025_092724_000000412062_00437_29549_7355.N1	25-OCT-2007 09:27:24	Straylight	41.000	52	16Bet Cet	2.0370	4500.0	82	29549	No

102	GOM_NL__2PRFIN20071025_093653_000000352062_00437_29549_7356.N1	25-OCT-2007 09:36:53	Bright	34.500	140	88Gam Peg	2.8340	26000.	69	29549	No
103	GOM_NL__2PRFIN20071025_094046_000000362062_00437_29549_7357.N1	25-OCT-2007 09:40:46	Bright	36.000	58	21Alp And	2.0730	11000.	72	29549	No
104	GOM_NL__2PRFIN20071025_094241_000000372062_00437_29549_7358.N1	25-OCT-2007 09:42:41	Bright	36.500	53	43Bet And	2.0480	3300.0	73	29549	No
105	GOM_NL__2PRFIN20071025_094827_000000342062_00437_29549_7359.N1	25-OCT-2007 09:48:27	Bright	34.000	68	18Alp Cas	2.2250	4500.0	68	29549	No
106	GOM_NL__2PRFIN20071025_094943_000000372062_00437_29549_7360.N1	25-OCT-2007 09:49:43	Bright	36.500	76	27Gam Cas	2.3000	30000.	73	29549	No
107	GOM_NL__2PRFIN20071025_095742_000000372062_00437_29549_7361.N1	25-OCT-2007 09:57:42	Bright	37.000	49	1Alp UMi	1.9900	6300.0	74	29549	No
108	GOM_NL__2PRFIN20071025_100111_000000362062_00437_29549_7362.N1	25-OCT-2007 10:01:11	Bright	35.500	60	7Bet UMi	2.0810	3950.0	71	29549	No
109	GOM_NL__2PRFIN20071025_100555_000000352062_00437_29549_7363.N1	25-OCT-2007 10:05:55	Bright	34.500	36	50Alp UMa	1.8000	6300.0	69	29549	No
110	GOM_NL__2PRFIN20071025_100731_000000372062_00437_29549_7364.N1	25-OCT-2007 10:07:31	Bright	36.500	82	48Bet UMa	2.3650	10600.	73	29549	No
111	GOM_NL__2PRFIN20071025_101103_000000362062_00437_29549_7365.N1	25-OCT-2007 10:11:03	Bright	35.500	174	52Psi UMa	3.0040	4400.0	71	29549	No
112	GOM_NL__2PRFIN20071025_101806_000000542062_00437_29549_7366.N1	25-OCT-2007 10:18:06	Bright	54.000	96	68Del Leo	2.5600	9300.0	108	29549	No
113	GOM_NL__2PRFIN20071025_103744_000000392062_00437_29549_7367.N1	25-OCT-2007 10:37:44	Dark	38.500	113	Mu Vel	2.6920	5000.0	77	29549	No
114	GOM_NL__2PRFIN20071025_103932_000000512062_00437_29549_7368.N1	25-OCT-2007 10:39:32	Dark	51.000	65	Lam Vel	2.2040	4400.0	102	29549	No
115	GOM_NL__2PRFIN20071025_104224_000000412062_00438_29550_7394.N1	25-OCT-2007 10:42:24	Dark	40.500	46	Del Vel	1.9540	10600.	81	29550	No
116	GOM_NL__2PRFIN20071025_104410_000000372062_00438_29550_7395.N1	25-OCT-2007 10:44:10	Dark	37.000	29	Bet Car	1.6720	10200.	74	29550	No
117	GOM_NL__2PRFIN20071025_105511_000000382062_00438_29550_7396.N1	25-OCT-2007 10:55:11	Dark	38.000	143	Alp Hyi	2.8570	7200.0	76	29550	No
118	GOM_NL__2PRFIN20071025_105636_000000462062_00438_29550_7397.N1	25-OCT-2007 10:56:36	Dark	46.000	9	Alp Eri	0.45300	24000.	92	29550	No
119	GOM_NL__2PRFIN20071025_110800_000000432062_00438_29550_7398.N1	25-OCT-2007 11:08:00	Straylight	42.500	52	16Bet Cet	2.0370	4500.0	85	29550	No
120	GOM_NL__2PRFIN20071025_111729_000000352062_00438_29550_7399.N1	25-OCT-2007 11:17:29	Bright	35.000	140	88Gam Peg	2.8340	26000.	70	29550	No
121	GOM_NL__2PRFIN20071025_112122_000000352062_00438_29550_7400.N1	25-OCT-2007 11:21:22	Bright	34.500	58	21Alp And	2.0730	11000.	69	29550	No
122	GOM_NL__2PRFIN20071025_112317_000000372062_00438_29550_7401.N1	25-OCT-2007 11:23:17	Bright	36.500	53	43Bet And	2.0480	3300.0	73	29550	No
123	GOM_NL__2PRFIN20071025_112903_000000372062_00438_29550_7402.N1	25-OCT-2007 11:29:03	Bright	37.000	68	18Alp Cas	2.2250	4500.0	74	29550	No
124	GOM_NL__2PRFIN20071025_113019_000000362062_00438_29550_7403.N1	25-OCT-2007 11:30:19	Bright	36.000	76	27Gam Cas	2.3000	30000.	72	29550	No
125	GOM_NL__2PRFIN20071025_113817_000000362062_00438_29550_7404.N1	25-OCT-2007 11:38:17	Bright	36.000	49	1Alp UMi	1.9900	6300.0	72	29550	No
126	GOM_NL__2PRFIN20071025_114147_000000362062_00438_29550_7405.N1	25-OCT-2007 11:41:47	Bright	36.000	60	7Bet UMi	2.0810	3950.0	72	29550	No
127	GOM_NL__2PRFIN20071025_114631_000000372062_00438_29550_7406.N1	25-OCT-2007 11:46:31	Bright	37.000	36	50Alp UMa	1.8000	6300.0	74	29550	No
128	GOM_NL__2PRFIN20071025_114807_000000372062_00438_29550_7407.N1	25-OCT-2007 11:48:07	Bright	36.500	82	48Bet UMa	2.3650	10600.	73	29550	No
129	GOM_NL__2PRFIN20071025_115139_000000352062_00438_29550_7408.N1	25-OCT-2007 11:51:39	Bright	34.500	174	52Psi UMa	3.0040	4400.0	69	29550	No
130	GOM_NL__2PRFIN20071025_115842_000000542062_00438_29550_7409.N1	25-OCT-2007 11:58:42	Bright	54.000	96	68Del Leo	2.5600	9300.0	108	29550	No
131	GOM_NL__2PRFIN20071025_121820_000000422062_00438_29550_7410.N1	25-OCT-2007 12:18:20	Dark	41.500	113	Mu Vel	2.6920	5000.0	83	29550	No
132	GOM_NL__2PRFIN20071025_122009_000000502062_00438_29550_7411.N1	25-OCT-2007 12:20:09	Dark	50.000	65	Lam Vel	2.2040	4400.0	100	29550	No
133	GOM_NL__2PRFIN20071025_122301_000000412062_00439_29551_7400.N1	25-OCT-2007 12:23:01	Dark	41.000	46	Del Vel	1.9540	10600.	82	29551	No
134	GOM_NL__2PRFIN20071025_122446_000000372062_00439_29551_7401.N1	25-OCT-2007 12:24:46	Dark	36.500	29	Bet Car	1.6720	10200.	73	29551	No
135	GOM_NL__2PRFIN20071025_123548_000000382062_00439_29551_7402.N1	25-OCT-2007 12:35:48	Dark	38.000	143	Alp Hyi	2.8570	7200.0	76	29551	No
136	GOM_NL__2PRFIN20071025_123712_000000372062_00439_29551_7403.N1	25-OCT-2007 12:37:12	Dark	36.500	9	Alp Eri	0.45300	24000.	73	29551	No
137	GOM_NL__2PRFIN20071025_124836_000000442062_00439_29551_7404.N1	25-OCT-2007 12:48:36	Straylight	43.500	52	16Bet Cet	2.0370	4500.0	87	29551	No
138	GOM_NL__2PRFIN20071025_125805_000000352062_00439_29551_7405.N1	25-OCT-2007 12:58:05	Bright	35.000	140	88Gam Peg	2.8340	26000.	70	29551	No
139	GOM_NL__2PRFIN20071025_130158_000000362062_00439_29551_7406.N1	25-OCT-2007 13:01:58	Bright	35.500	58	21Alp And	2.0730	11000.	71	29551	No
140	GOM_NL__2PRFIN20071025_130352_000000382062_00439_29551_7407.N1	25-OCT-2007 13:03:52	Bright	37.500	53	43Bet And	2.0480	3300.0	75	29551	No
141	GOM_NL__2PRFIN20071025_130939_000000362062_00439_29551_7408.N1	25-OCT-2007 13:09:39	Bright	36.000	68	18Alp Cas	2.2250	4500.0	72	29551	No
142	GOM_NL__2PRFIN20071025_131055_000000372062_00439_29551_7409.N1	25-OCT-2007 13:10:55	Bright	36.500	76	27Gam Cas	2.3000	30000.	73	29551	No
143	GOM_NL__2PRFIN20071025_131853_000000352062_00439_29551_7410.N1	25-OCT-2007 13:18:53	Bright	35.000	49	1Alp UMi	1.9900	6300.0	70	29551	No
144	GOM_NL__2PRFIN20071025_132224_000000342062_00439_29551_7411.N1	25-OCT-2007 13:22:24	Bright	33.500	60	7Bet UMi	2.0810	3950.0	67	29551	No
145	GOM_NL__2PRFIN20071025_132707_000000382062_00439_29551_7412.N1	25-OCT-2007 13:27:07	Bright	38.000	36	50Alp UMa	1.8000	6300.0	76	29551	No
146	GOM_NL__2PRFIN20071025_132843_000000372062_00439_29551_7413.N1	25-OCT-2007 13:28:43	Bright	36.500	82	48Bet UMa	2.3650	10600.	73	29551	No
147	GOM_NL__2PRFIN20071025_133215_000000542062_00439_29551_7414.N1	25-OCT-2007 13:32:15	Bright	54.000	174	52Psi UMa	3.0040	4400.0	108	29551	No
148	GOM_NL__2PRFIN20071025_133918_000000412062_00439_29551_7415.N1	25-OCT-2007 13:39:18	Bright	40.500	96	68Del Leo	2.5600	9300.0	81	29551	No
149	GOM_NL__2PRFIN20071025_135856_000000392062_00439_29551_7416.N1	25-OCT-2007 13:58:56	Dark	38.500	113	Mu Vel	2.6920	5000.0	77	29551	No
150	GOM_NL__2PRFIN20071025_140045_000000502062_00439_29551_7417.N1	25-OCT-2007 14:00:45	Dark	50.000	65	Lam Vel	2.2040	4400.0	100	29551	No
151	GOM_NL__2PRFIN20071025_140337_000000412062_00440_29552_7401.N1	25-OCT-2007 14:03:37	Dark	41.000	46	Del Vel	1.9540	10600.	82	29552	No
152	GOM_NL__2PRFIN20071025_140523_000000372062_00440_29552_7402.N1	25-OCT-2007 14:05:23	Dark	37.000	29	Bet Car	1.6720	10200.	74	29552	No
153	GOM_NL__2PRFIN20071025_141624_000000362062_00440_29552_7403.N1	25-OCT-2007 14:16:24	Dark	36.000	143	Alp Hyi	2.8570	7200.0	72	29552	No
154	GOM_NL__2PRFIN20071025_141748_000000462062_00440_29552_7404.N1	25-OCT-2007 14:17:48	Dark	45.500	9	Alp Eri	0.45300	24000.	91	29552	No
155	GOM_NL__2PRFIN20071025_142912_000000442062_00440_29552_7405.N1	25-OCT-2007 14:29:12	Straylight	43.500	52	16Bet Cet	2.0370	4500.0	87	29552	No
156	GOM_NL__2PRFIN20071025_143841_000000352062_00440_29552_7406.N1	25-OCT-2007 14:38:41	Bright	34.500	140	88Gam Peg	2.8340	26000.	69	29552	No
157	GOM_NL__2PRFIN20071025_144234_000000352062_00440_29552_7407.N1	25-OCT-2007 14:42:34	Bright	35.000	58	21Alp And	2.0730	11000.	70	29552	No
158	GOM_NL__2PRFIN20071025_144428_000000382062_00440_29552_7408.N1	25-OCT-2007 14:44:28	Bright	38.000	53	43Bet And	2.0480	3300.0	76	29552	No
159	GOM_NL__2PRFIN20071025_145015_000000372062_00440_29552_7409.N1	25-OCT-2007 14:50:15	Bright	36.500	68	18Alp Cas	2.2250	4500.0	73	29552	No
160	GOM_NL__2PRFIN20071025_145131_000000362062_00440_29552_7410.N1	25-OCT-2007 14:51:31	Bright	35.500	76	27Gam Cas	2.3000	30000.	71	29552	No

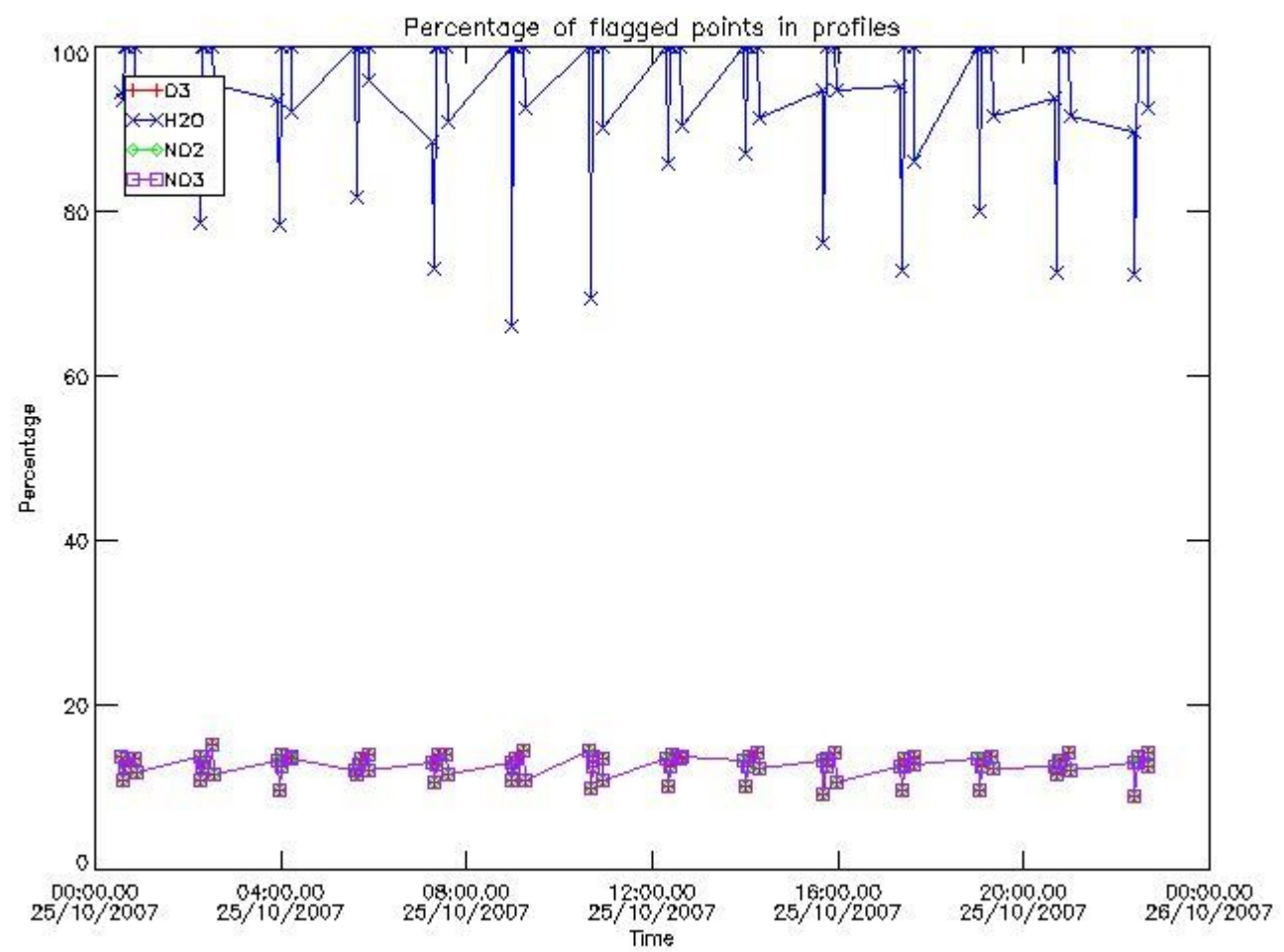
161	GOM_NL__2PRFIN20071025_145929_000000362062_00440_29552_7411.N1	25-OCT-2007 14:59:29	Bright	35.500	49	1Alp UMi	1.9900	6300.0	71	29552	No
162	GOM_NL__2PRFIN20071025_150300_000000352062_00440_29552_7412.N1	25-OCT-2007 15:03:00	Bright	35.000	60	7Bet UMi	2.0810	3950.0	70	29552	No
163	GOM_NL__2PRFIN20071025_150743_000000372062_00440_29552_7413.N1	25-OCT-2007 15:07:43	Bright	36.500	36	50Alp UMa	1.8000	6300.0	73	29552	No
164	GOM_NL__2PRFIN20071025_150918_000000372062_00440_29552_7414.N1	25-OCT-2007 15:09:18	Bright	36.500	82	48Bet UMa	2.3650	10600.	73	29552	No
165	GOM_NL__2PRFIN20071025_151251_000000372062_00440_29552_7415.N1	25-OCT-2007 15:12:51	Bright	36.500	174	52Psi UMa	3.0040	4400.0	73	29552	No
166	GOM_NL__2PRFIN20071025_151955_000000352062_00440_29552_7416.N1	25-OCT-2007 15:19:55	Bright	35.000	96	68Del Leo	2.5600	9300.0	70	29552	No
167	GOM_NL__2PRFIN20071025_153933_000000392062_00440_29552_7417.N1	25-OCT-2007 15:39:33	Dark	38.500	113	Mu Vel	2.6920	5000.0	77	29552	No
168	GOM_NL__2PRFIN20071025_154122_000000552062_00440_29552_7418.N1	25-OCT-2007 15:41:22	Dark	55.000	65	Lam Vel	2.2040	4400.0	110	29552	No
169	GOM_NL__2PRFIN20071025_154414_000000412062_00441_29553_7429.N1	25-OCT-2007 15:44:14	Dark	40.500	46	Del Vel	1.9540	10600.	81	29553	No
170	GOM_NL__2PRFIN20071025_154559_000000382062_00441_29553_7430.N1	25-OCT-2007 15:45:59	Dark	38.000	29	Bet Car	1.6720	10200.	76	29553	No
171	GOM_NL__2PRFIN20071025_155700_000000362062_00441_29553_7431.N1	25-OCT-2007 15:57:00	Dark	36.000	143	Alp Hyi	2.8570	7200.0	72	29553	No
172	GOM_NL__2PRFIN20071025_155825_000000482062_00441_29553_7432.N1	25-OCT-2007 15:58:25	Dark	47.500	9	Alp Eri	0.45300	24000.	95	29553	No
173	GOM_NL__2PRFIN20071025_160948_000000412062_00441_29553_7433.N1	25-OCT-2007 16:09:48	Straylight	40.500	52	16Bet Cet	2.0370	4500.0	81	29553	No
174	GOM_NL__2PRFIN20071025_161917_000000352062_00441_29553_7434.N1	25-OCT-2007 16:19:17	Bright	35.000	140	88Gam Peg	2.8340	26000.	70	29553	No
175	GOM_NL__2PRFIN20071025_162310_000000362062_00441_29553_7435.N1	25-OCT-2007 16:23:10	Bright	36.000	58	21Alp And	2.0730	11000.	72	29553	No
176	GOM_NL__2PRFIN20071025_162504_000000392062_00441_29553_7436.N1	25-OCT-2007 16:25:04	Bright	38.500	53	43Bet And	2.0480	3300.0	77	29553	No
177	GOM_NL__2PRFIN20071025_163050_000000372062_00441_29553_7437.N1	25-OCT-2007 16:30:50	Bright	37.000	68	18Alp Cas	2.2250	4500.0	74	29553	No
178	GOM_NL__2PRFIN20071025_163206_000000372062_00441_29553_7438.N1	25-OCT-2007 16:32:06	Bright	37.000	76	27Gam Cas	2.3000	30000.	74	29553	No
179	GOM_NL__2PRFIN20071025_164005_000000362062_00441_29553_7439.N1	25-OCT-2007 16:40:05	Bright	36.000	49	1Alp UMi	1.9900	6300.0	72	29553	No
180	GOM_NL__2PRFIN20071025_164336_000000372062_00441_29553_7440.N1	25-OCT-2007 16:43:36	Bright	37.000	60	7Bet UMi	2.0810	3950.0	74	29553	No
181	GOM_NL__2PRFIN20071025_164819_000000392062_00441_29553_7441.N1	25-OCT-2007 16:48:19	Bright	38.500	36	50Alp UMa	1.8000	6300.0	77	29553	No
182	GOM_NL__2PRFIN20071025_164954_000000362062_00441_29553_7442.N1	25-OCT-2007 16:49:54	Bright	36.000	82	48Bet UMa	2.3650	10600.	72	29553	No
183	GOM_NL__2PRFIN20071025_165327_000000382062_00441_29553_7443.N1	25-OCT-2007 16:53:27	Bright	37.500	174	52Psi UMa	3.0040	4400.0	75	29553	No
184	GOM_NL__2PRFIN20071025_170031_000000362062_00441_29553_7444.N1	25-OCT-2007 17:00:31	Bright	36.000	96	68Del Leo	2.5600	9300.0	72	29553	No
185	GOM_NL__2PRFIN20071025_172009_000000412062_00441_29553_7445.N1	25-OCT-2007 17:20:09	Dark	41.000	113	Mu Vel	2.6920	5000.0	82	29553	No
186	GOM_NL__2PRFIN20071025_172159_000000542062_00441_29553_7446.N1	25-OCT-2007 17:21:59	Dark	53.500	65	Lam Vel	2.2040	4400.0	107	29553	No
187	GOM_NL__2PRFIN20071025_172450_000000412062_00442_29554_7455.N1	25-OCT-2007 17:24:50	Dark	41.000	46	Del Vel	1.9540	10600.	82	29554	No
188	GOM_NL__2PRFIN20071025_172635_000000382062_00442_29554_7456.N1	25-OCT-2007 17:26:35	Dark	37.500	29	Bet Car	1.6720	10200.	75	29554	No
189	GOM_NL__2PRFIN20071025_173736_000000372062_00442_29554_7457.N1	25-OCT-2007 17:37:36	Dark	37.000	143	Alp Hyi	2.8570	7200.0	74	29554	No
190	GOM_NL__2PRFIN20071025_173901_000000402062_00442_29554_7458.N1	25-OCT-2007 17:39:01	Dark	39.500	9	Alp Eri	0.45300	24000.	79	29554	No
191	GOM_NL__2PRFIN20071025_175025_000000412062_00442_29554_7459.N1	25-OCT-2007 17:50:25	Straylight	40.500	52	16Bet Cet	2.0370	4500.0	81	29554	No
192	GOM_NL__2PRFIN20071025_175954_000000362062_00442_29554_7460.N1	25-OCT-2007 17:59:54	Bright	36.000	140	88Gam Peg	2.8340	26000.	72	29554	No
193	GOM_NL__2PRFIN20071025_180347_000000362062_00442_29554_7461.N1	25-OCT-2007 18:03:47	Bright	35.500	58	21Alp And	2.0730	11000.	71	29554	No
194	GOM_NL__2PRFIN20071025_180540_000000402062_00442_29554_7462.N1	25-OCT-2007 18:05:40	Bright	40.000	53	43Bet And	2.0480	3300.0	80	29554	No
195	GOM_NL__2PRFIN20071025_181126_000000372062_00442_29554_7463.N1	25-OCT-2007 18:11:26	Bright	36.500	68	18Alp Cas	2.2250	4500.0	73	29554	No
196	GOM_NL__2PRFIN20071025_181242_000000372062_00442_29554_7464.N1	25-OCT-2007 18:12:42	Bright	37.000	76	27Gam Cas	2.3000	30000.	74	29554	No
197	GOM_NL__2PRFIN20071025_182041_000000372062_00442_29554_7465.N1	25-OCT-2007 18:20:41	Bright	36.500	49	1Alp UMi	1.9900	6300.0	73	29554	No
198	GOM_NL__2PRFIN20071025_182412_000000372062_00442_29554_7466.N1	25-OCT-2007 18:24:12	Bright	37.000	60	7Bet UMi	2.0810	3950.0	74	29554	No
199	GOM_NL__2PRFIN20071025_182855_000000392062_00442_29554_7467.N1	25-OCT-2007 18:28:55	Bright	38.500	36	50Alp UMa	1.8000	6300.0	77	29554	No
200	GOM_NL__2PRFIN20071025_183030_000000352062_00442_29554_7468.N1	25-OCT-2007 18:30:30	Bright	35.000	82	48Bet UMa	2.3650	10600.	70	29554	No
201	GOM_NL__2PRFIN20071025_183403_000000542062_00442_29554_7469.N1	25-OCT-2007 18:34:03	Bright	54.000	174	52Psi UMa	3.0040	4400.0	108	29554	No
202	GOM_NL__2PRFIN20071025_184107_000000362062_00442_29554_7470.N1	25-OCT-2007 18:41:07	Bright	35.500	96	68Del Leo	2.5600	9300.0	71	29554	No
203	GOM_NL__2PRFIN20071025_190045_000000382062_00442_29554_7471.N1	25-OCT-2007 19:00:45	Dark	38.000	113	Mu Vel	2.6920	5000.0	76	29554	No
204	GOM_NL__2PRFIN20071025_190235_000000532062_00442_29554_7472.N1	25-OCT-2007 19:02:35	Dark	53.000	65	Lam Vel	2.2040	4400.0	106	29554	No
205	GOM_NL__2PRFIN20071025_190527_000000412062_00443_29555_7475.N1	25-OCT-2007 19:05:27	Dark	41.000	46	Del Vel	1.9540	10600.	82	29555	No
206	GOM_NL__2PRFIN20071025_190711_000000382062_00443_29555_7476.N1	25-OCT-2007 19:07:11	Dark	38.000	29	Bet Car	1.6720	10200.	76	29555	No
207	GOM_NL__2PRFIN20071025_191812_000000372062_00443_29555_7477.N1	25-OCT-2007 19:18:12	Dark	37.000	143	Alp Hyi	2.8570	7200.0	74	29555	No
208	GOM_NL__2PRFIN20071025_191937_000000422062_00443_29555_7478.N1	25-OCT-2007 19:19:37	Dark	41.500	9	Alp Eri	0.45300	24000.	83	29555	No
209	GOM_NL__2PRFIN20071025_193101_000000412062_00443_29555_7479.N1	25-OCT-2007 19:31:01	Straylight	41.000	52	16Bet Cet	2.0370	4500.0	82	29555	No
210	GOM_NL__2PRFIN20071025_194030_000000352062_00443_29555_7480.N1	25-OCT-2007 19:40:30	Bright	34.500	140	88Gam Peg	2.8340	26000.	69	29555	No
211	GOM_NL__2PRFIN20071025_194423_000000372062_00443_29555_7481.N1	25-OCT-2007 19:44:23	Bright	36.500	58	21Alp And	2.0730	11000.	73	29555	No
212	GOM_NL__2PRFIN20071025_194616_000000372062_00443_29555_7482.N1	25-OCT-2007 19:46:16	Bright	36.500	53	43Bet And	2.0480	3300.0	73	29555	No
213	GOM_NL__2PRFIN20071025_195202_000000372062_00443_29555_7483.N1	25-OCT-2007 19:52:02	Bright	36.500	68	18Alp Cas	2.2250	4500.0	73	29555	No
214	GOM_NL__2PRFIN20071025_195318_000000372062_00443_29555_7484.N1	25-OCT-2007 19:53:18	Bright	37.000	76	27Gam Cas	2.3000	30000.	74	29555	No
215	GOM_NL__2PRFIN20071025_200117_000000382062_00443_29555_7485.N1	25-OCT-2007 20:01:17	Bright	37.500	49	1Alp UMi	1.9900	6300.0	75	29555	No
216	GOM_NL__2PRFIN20071025_200448_000000382062_00443_29555_7486.N1	25-OCT-2007 20:04:48	Bright	38.000	60	7Bet UMi	2.0810	3950.0	76	29555	No
217	GOM_NL__2PRFIN20071025_200931_000000392062_00443_29555_7487.N1	25-OCT-2007 20:09:31	Bright	39.000	36	50Alp UMa	1.8000	6300.0	78	29555	No
218	GOM_NL__2PRFIN20071025_201106_000000372062_00443_29555_7488.N1	25-OCT-2007 20:11:06	Bright	36.500	82	48Bet UMa	2.3650	10600.	73	29555	No
219	GOM_NL__2PRFIN20071025_201439_000000542062_00443_29555_7489.N1	25-OCT-2007 20:14:39	Bright	54.000	174	52Psi UMa	3.0040	4400.0	108	29555	No

220	GOM_NL__2PRFIN20071025_202143_000000432062_00443_29555_7490.N1	25-OCT-2007 20:21:43	Bright	43.000	96	68Del Leo	2.5600	9300.0	86	29555	No
221	GOM_NL__2PRFIN20071025_204122_000000412062_00443_29555_7491.N1	25-OCT-2007 20:41:22	Dark	40.500	113	Mu Vel	2.6920	5000.0	81	29555	No
222	GOM_NL__2PRFIN20071025_204312_000000442062_00443_29555_7492.N1	25-OCT-2007 20:43:12	Dark	44.000	65	Lam Vel	2.2040	4400.0	88	29555	No
223	GOM_NL__2PRFIN20071025_204603_000000392062_00444_29556_7483.N1	25-OCT-2007 20:46:03	Dark	38.500	46	Del Vel	1.9540	10600.	77	29556	No
224	GOM_NL__2PRFIN20071025_204748_000000392062_00444_29556_7484.N1	25-OCT-2007 20:47:48	Dark	38.500	29	Bet Car	1.6720	10200.	77	29556	No
225	GOM_NL__2PRFIN20071025_205848_000000362062_00444_29556_7485.N1	25-OCT-2007 20:58:48	Dark	36.000	143	Alp Hyi	2.8570	7200.0	72	29556	No
226	GOM_NL__2PRFIN20071025_210013_000000432062_00444_29556_7486.N1	25-OCT-2007 21:00:13	Dark	42.500	9	Alp Eri	0.45300	24000.	85	29556	No
227	GOM_NL__2PRFIN20071025_211137_000000412062_00444_29556_7487.N1	25-OCT-2007 21:11:37	Straylight	40.500	52	16Bet Cet	2.0370	4500.0	81	29556	No
228	GOM_NL__2PRFIN20071025_212106_000000362062_00444_29556_7488.N1	25-OCT-2007 21:21:06	Bright	35.500	140	88Gam Peg	2.8340	26000.	71	29556	No
229	GOM_NL__2PRFIN20071025_212459_000000362062_00444_29556_7489.N1	25-OCT-2007 21:24:59	Bright	36.000	58	21Alp And	2.0730	11000.	72	29556	No
230	GOM_NL__2PRFIN20071025_212651_000000402062_00444_29556_7490.N1	25-OCT-2007 21:26:51	Bright	39.500	53	43Bet And	2.0480	3300.0	79	29556	No
231	GOM_NL__2PRFIN20071025_213238_000000352062_00444_29556_7491.N1	25-OCT-2007 21:32:38	Bright	34.500	68	18Alp Cas	2.2250	4500.0	69	29556	No
232	GOM_NL__2PRFIN20071025_213354_000000372062_00444_29556_7492.N1	25-OCT-2007 21:33:54	Bright	37.000	76	27Gam Cas	2.3000	30000.	74	29556	No
233	GOM_NL__2PRFIN20071025_214153_000000362062_00444_29556_7493.N1	25-OCT-2007 21:41:53	Bright	36.000	49	1Alp UMi	1.9900	6300.0	72	29556	No
234	GOM_NL__2PRFIN20071025_214524_000000362062_00444_29556_7494.N1	25-OCT-2007 21:45:24	Bright	36.000	60	7Bet UMi	2.0810	3950.0	72	29556	No
235	GOM_NL__2PRFIN20071025_215007_000000382062_00444_29556_7495.N1	25-OCT-2007 21:50:07	Bright	38.000	36	50Alp UMa	1.8000	6300.0	76	29556	No
236	GOM_NL__2PRFIN20071025_215142_000000542062_00444_29556_7496.N1	25-OCT-2007 21:51:42	Bright	54.000	82	48Bet UMa	2.3650	10600.	108	29556	No
237	GOM_NL__2PRFIN20071025_215515_000000482062_00444_29556_7497.N1	25-OCT-2007 21:55:15	Bright	47.500	174	52Psi UMa	3.0040	4400.0	95	29556	No
238	GOM_NL__2PRFIN20071025_220219_000000352062_00444_29556_7498.N1	25-OCT-2007 22:02:19	Bright	34.500	96	68Del Leo	2.5600	9300.0	69	29556	No
239	GOM_NL__2PRFIN20071025_222158_000000392062_00444_29556_7499.N1	25-OCT-2007 22:21:58	Dark	39.000	113	Mu Vel	2.6920	5000.0	78	29556	No
240	GOM_NL__2PRFIN20071025_222349_000000572062_00444_29556_7500.N1	25-OCT-2007 22:23:49	Dark	56.500	65	Lam Vel	2.2040	4400.0	113	29556	No
241	GOM_NL__2PRFIN20071025_222640_000000402062_00445_29557_7501.N1	25-OCT-2007 22:26:40	Dark	39.500	46	Del Vel	1.9540	10600.	79	29557	No
242	GOM_NL__2PRFIN20071025_222824_000000372062_00445_29557_7502.N1	25-OCT-2007 22:28:24	Dark	37.000	29	Bet Car	1.6720	10200.	74	29557	No
243	GOM_NL__2PRFIN20071025_223925_000000362062_00445_29557_7503.N1	25-OCT-2007 22:39:25	Dark	36.000	143	Alp Hyi	2.8570	7200.0	72	29557	No
244	GOM_NL__2PRFIN20071025_224049_000000412062_00445_29557_7504.N1	25-OCT-2007 22:40:49	Dark	41.000	9	Alp Eri	0.45300	24000.	82	29557	No
245	GOM_NL__2PRFIN20071025_225213_000000422062_00445_29557_7505.N1	25-OCT-2007 22:52:13	Straylight	41.500	52	16Bet Cet	2.0370	4500.0	83	29557	No
246	GOM_NL__2PRFIN20071025_230142_000000362062_00445_29557_7506.N1	25-OCT-2007 23:01:42	Bright	35.500	140	88Gam Peg	2.8340	26000.	71	29557	No
247	GOM_NL__2PRFIN20071025_230535_000000352062_00445_29557_7507.N1	25-OCT-2007 23:05:35	Bright	35.000	58	21Alp And	2.0730	11000.	70	29557	No
248	GOM_NL__2PRFIN20071025_230727_000000392062_00445_29557_7508.N1	25-OCT-2007 23:07:27	Bright	39.000	53	43Bet And	2.0480	3300.0	78	29557	No
249	GOM_NL__2PRFIN20071025_231314_000000372062_00445_29557_7509.N1	25-OCT-2007 23:13:14	Bright	36.500	68	18Alp Cas	2.2250	4500.0	73	29557	No
250	GOM_NL__2PRFIN20071025_231430_000000362062_00445_29557_7510.N1	25-OCT-2007 23:14:30	Bright	36.000	76	27Gam Cas	2.3000	30000.	72	29557	No
251	GOM_NL__2PRFIN20071025_232229_000000342062_00445_29557_7511.N1	25-OCT-2007 23:22:29	Bright	33.500	49	1Alp UMi	1.9900	6300.0	67	29557	No
252	GOM_NL__2PRFIN20071025_232600_000000332062_00445_29557_7512.N1	25-OCT-2007 23:26:00	Bright	33.000	60	7Bet UMi	2.0810	3950.0	66	29557	No
253	GOM_NL__2PRFIN20071025_233042_000000382062_00445_29557_7513.N1	25-OCT-2007 23:30:42	Bright	38.000	36	50Alp UMa	1.8000	6300.0	76	29557	No
254	GOM_NL__2PRFIN20071025_233218_000000392062_00445_29557_7514.N1	25-OCT-2007 23:32:18	Bright	38.500	82	48Bet UMa	2.3650	10600.	77	29557	No
255	GOM_NL__2PRFIN20071025_233551_000000542062_00445_29557_7515.N1	25-OCT-2007 23:35:51	Bright	54.000	174	52Psi UMa	3.0040	4400.0	108	29557	No
256	GOM_NL__2PRFIN20071025_234255_000000352062_00445_29557_7516.N1	25-OCT-2007 23:42:55	Bright	35.000	96	68Del Leo	2.5600	9300.0	70	29557	No

3. Quality information per product

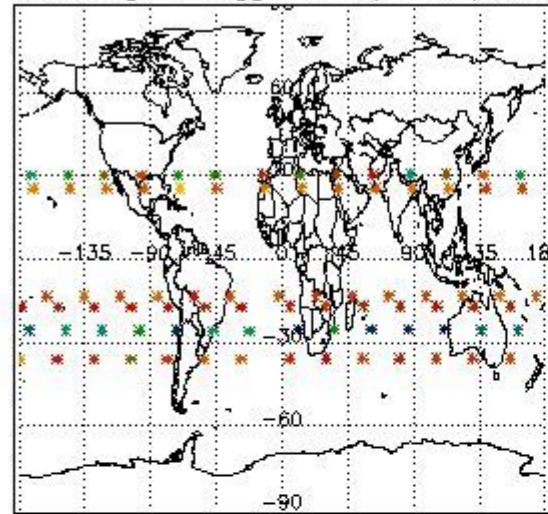
In this section it is plotted some information contained in the Quality Summary data set of the level 2 products. Only products in dark limb conditions and without errors (error flag in the MPH set to "0") are used.

3.1 Plot quality information per product (time dependant)

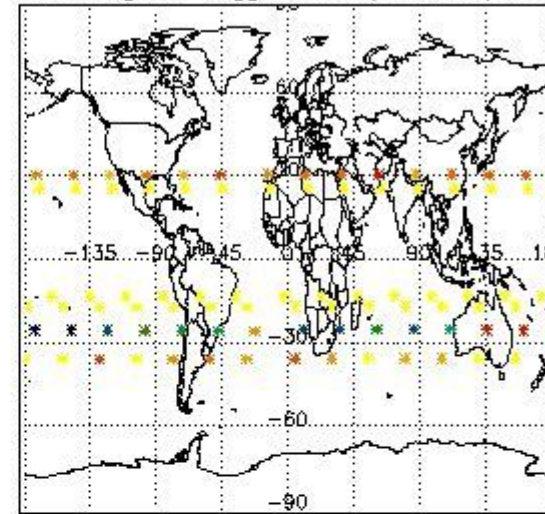


3.2 Plot quality information per product (world map)

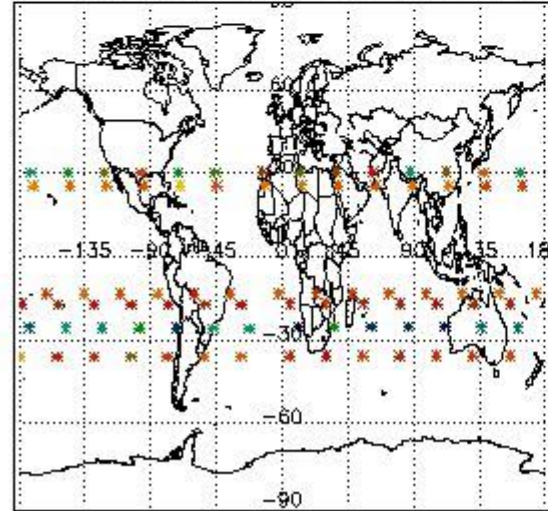
Percentage of flagged data per O3 profile



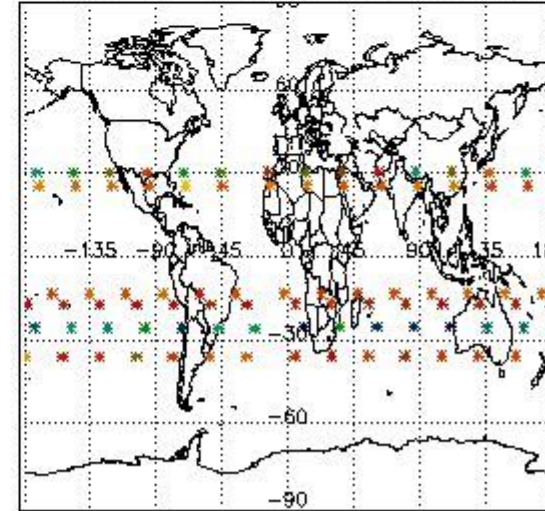
Percentage of flagged data per H2O profile



Percentage of flagged data per NO2 profile



Percentage of flagged data per NO3 profile

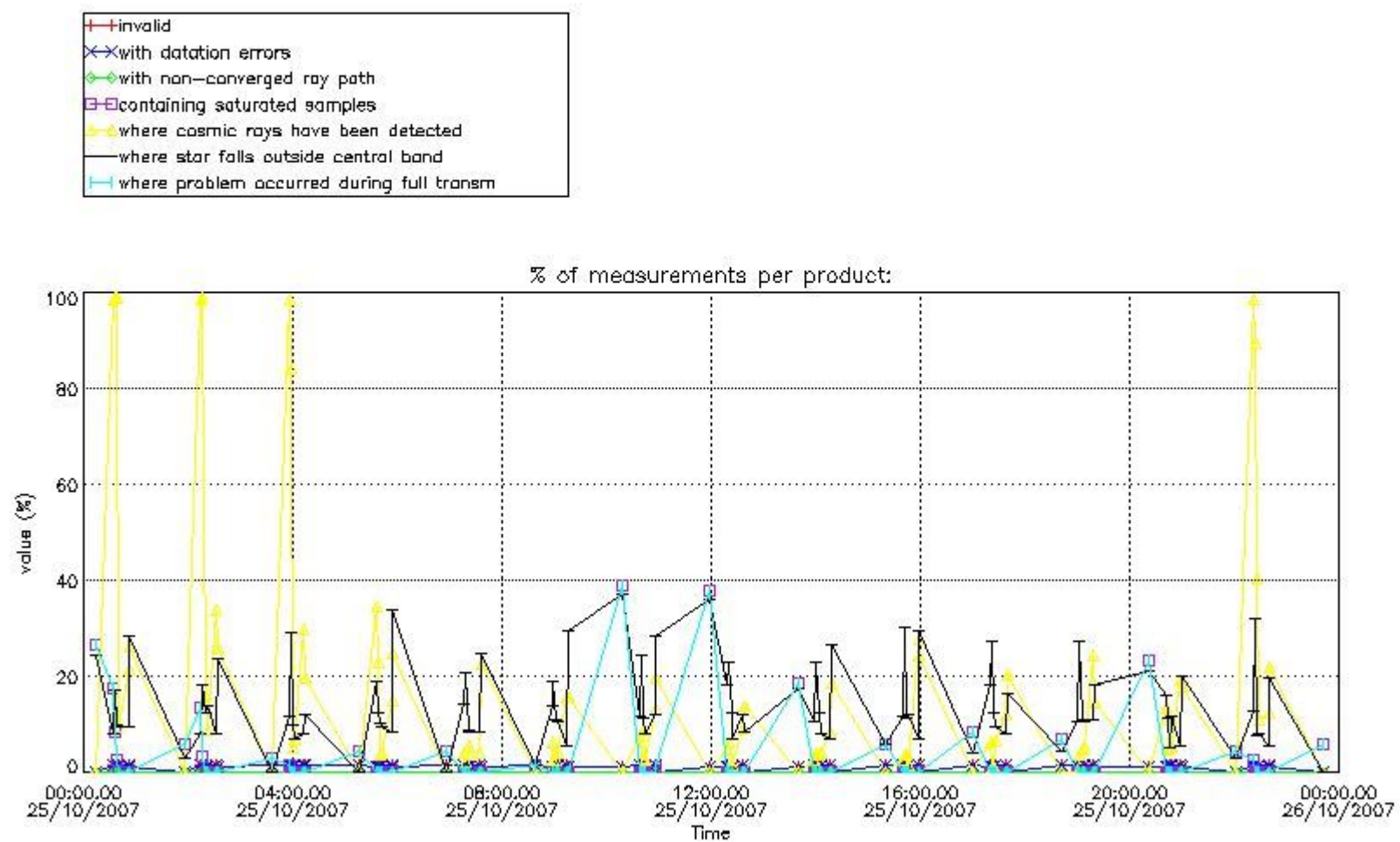


4. Level 1 quality information per product

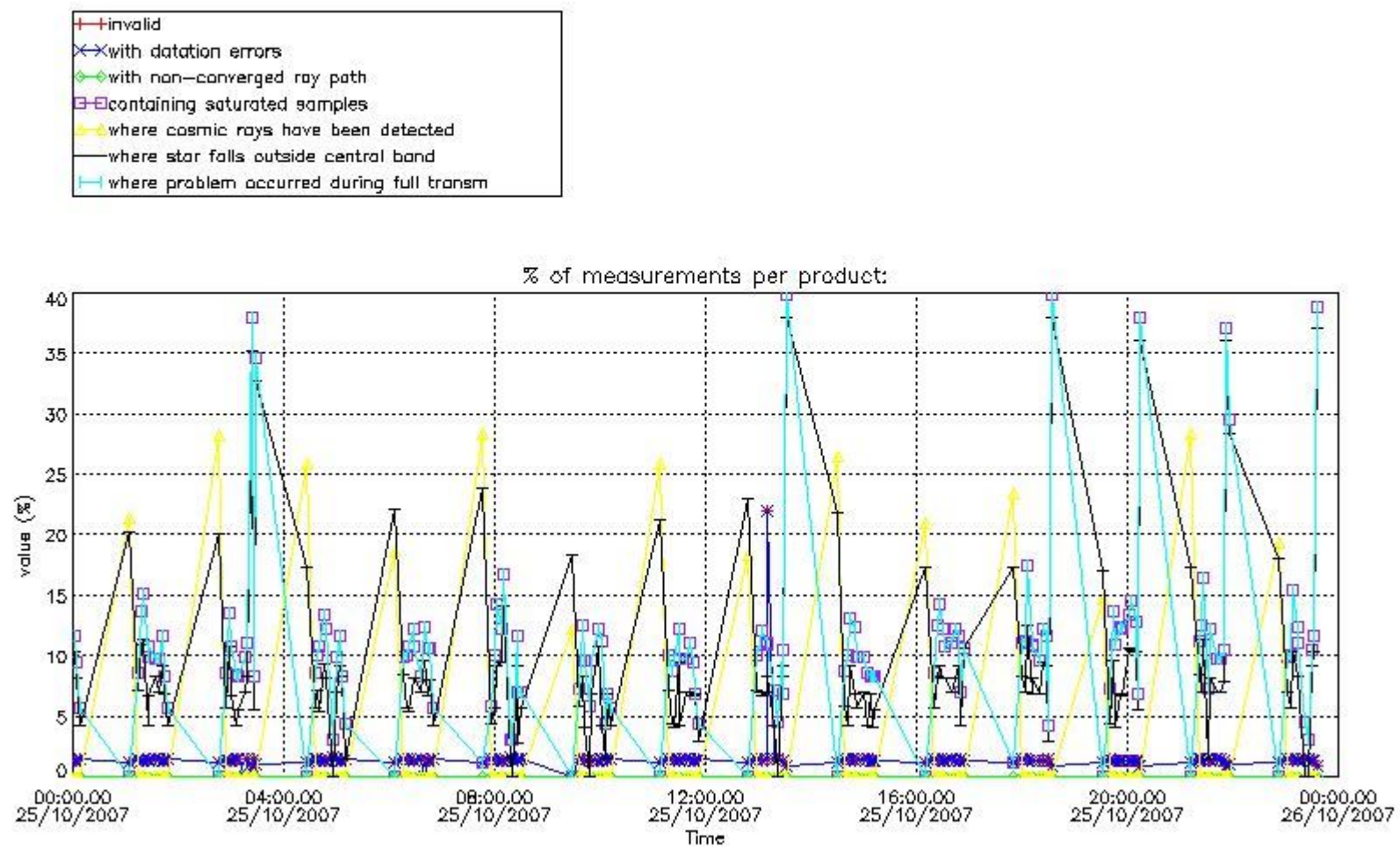
In this section it is plotted some information contained in the Quality Summary data set of the level 2 products that comes from the level 1b processing. Products without errors (error flag in the MPH set to "0") are used.

4.1 Plot quality information per product (time dependant) coming from level 1b processing

4.1.1 Plot level 1 quality information per product (time dependant): ENVISAT ASCENDING passes



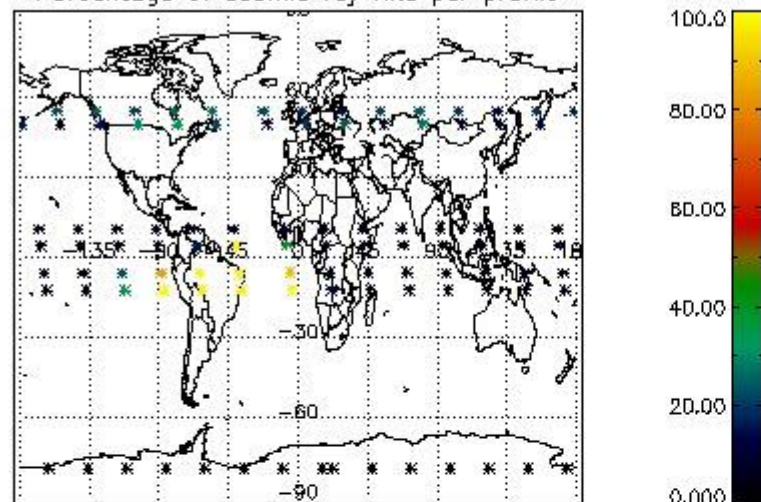
4.1.2 Plot level 1 quality information per product (time dependant): ENVI SAT DESCENDING passes



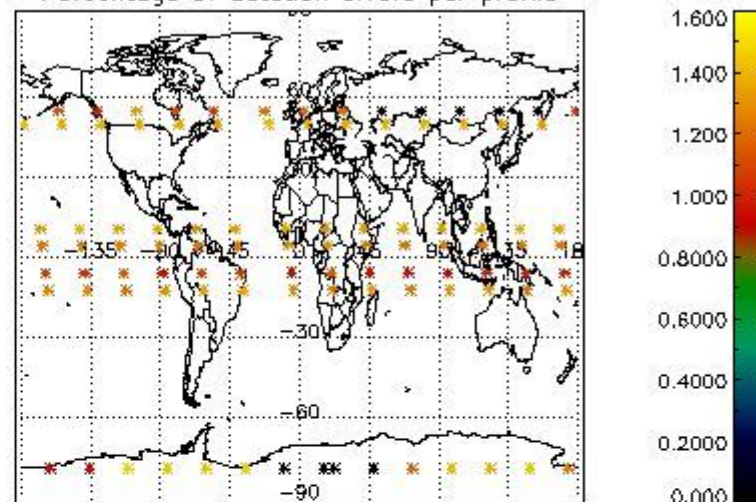
4.2 Plot quality information per product coming from level 1b processing (world map)

4.2.1 Plot level 1 quality information per product (world map): ENVISAT ASCENDING passes

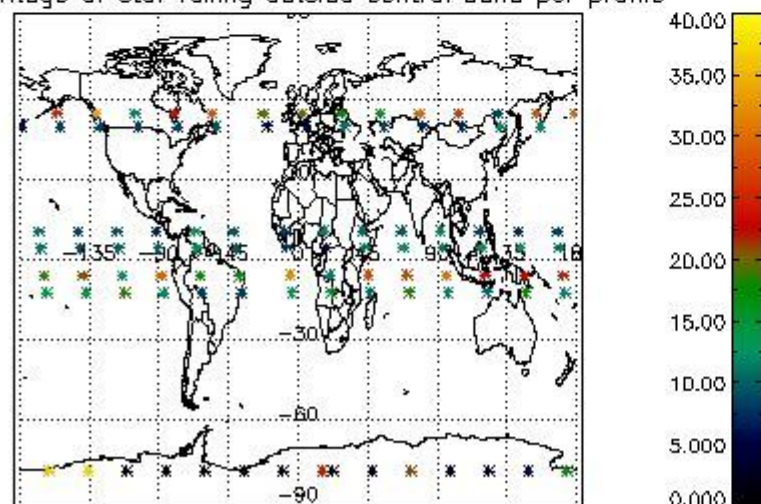
Percentage of cosmic ray hits per profile



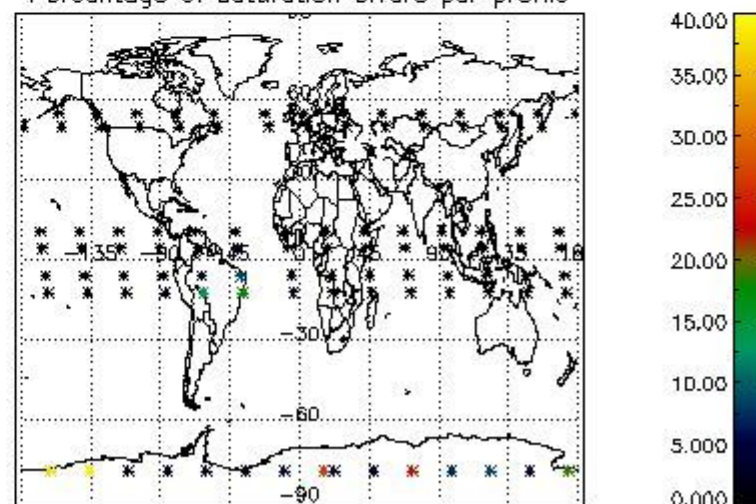
Percentage of datation errors per profile



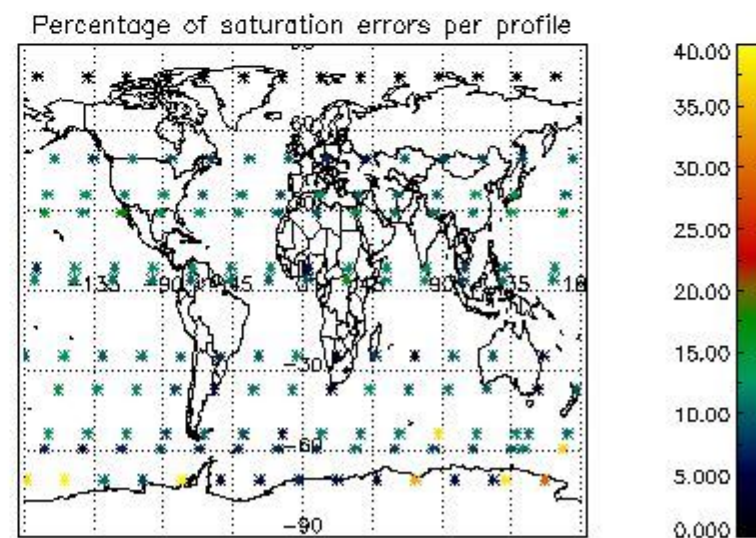
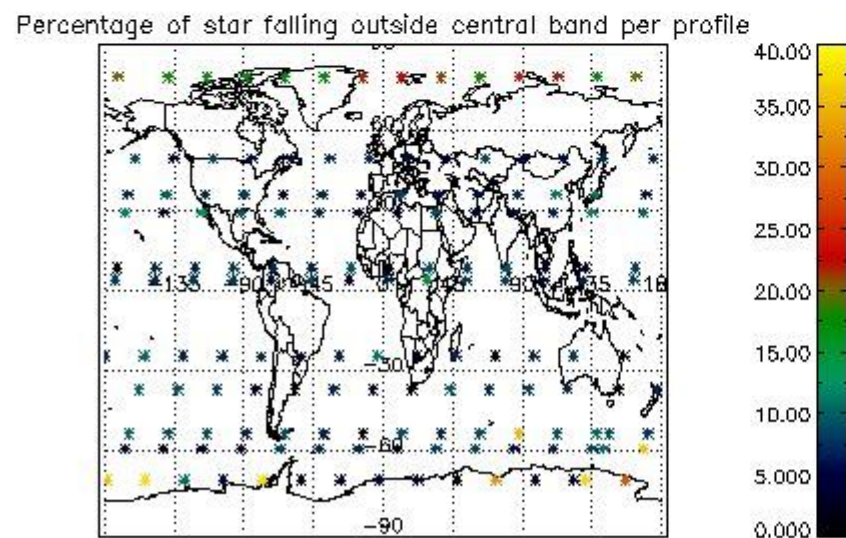
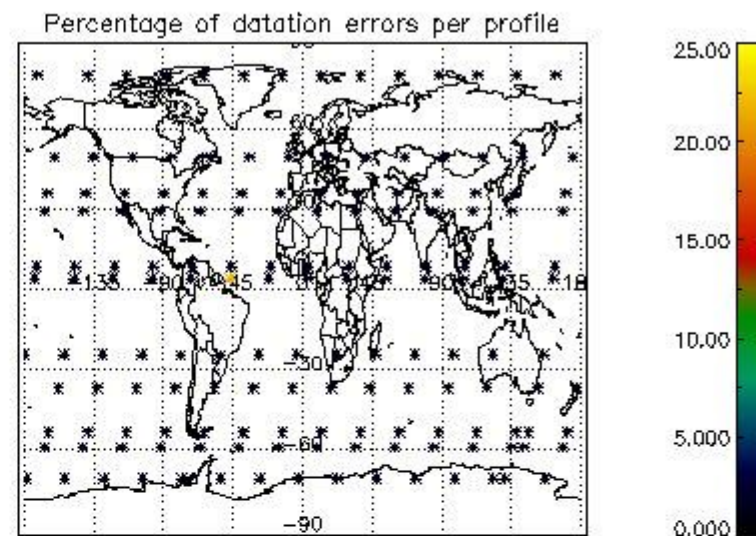
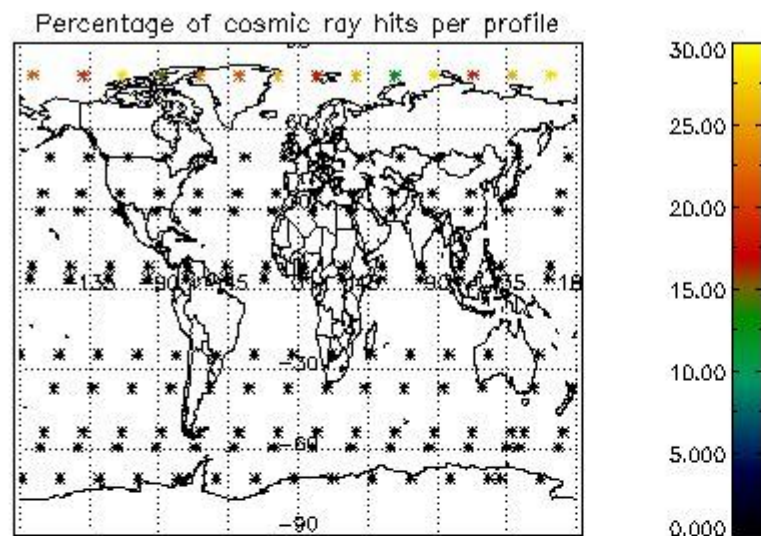
Percentage of star falling outside central band per profile



Percentage of saturation errors per profile



4.2.2 Plot level 1 quality information per product (world map): ENVISAT DESCENDING passes



5. Trace gas profiles

5.1 Ozone statistics based on quality of products

The final quality of the products can be "measured" using the STD (Standard Deviation) attached to every point profile. This information is written to the parameter GOM_NL__2P/NL_LOCAL_SPECIES_DENSITY/o3_std of the level 2 products. The table below shows the statistics for given STD ranges.

The statistics are given with respect to the overall valid production:

- Products without fatal errors: GOM_NL__2P/MPH/PRODUCT_ERR=0
- Valid point profile: GOM_NL__2P/NL_LOCAL_SPECIES_DENSITY/pcd(0)=0

The 'Criteria' is applied to valid points of dark limb products:

- Products in dark limb illumination condition: GOM_NL__2P/NL_SUMMARY_QUALITY/obs_ill_cond=0
- Products without fatal errors: GOM_NL__2P/MPH/PRODUCT_ERR=0
- Valid point profile: GOM_NL__2P/NL_LOCAL_SPECIES_DENSITY/pcd(0)=0

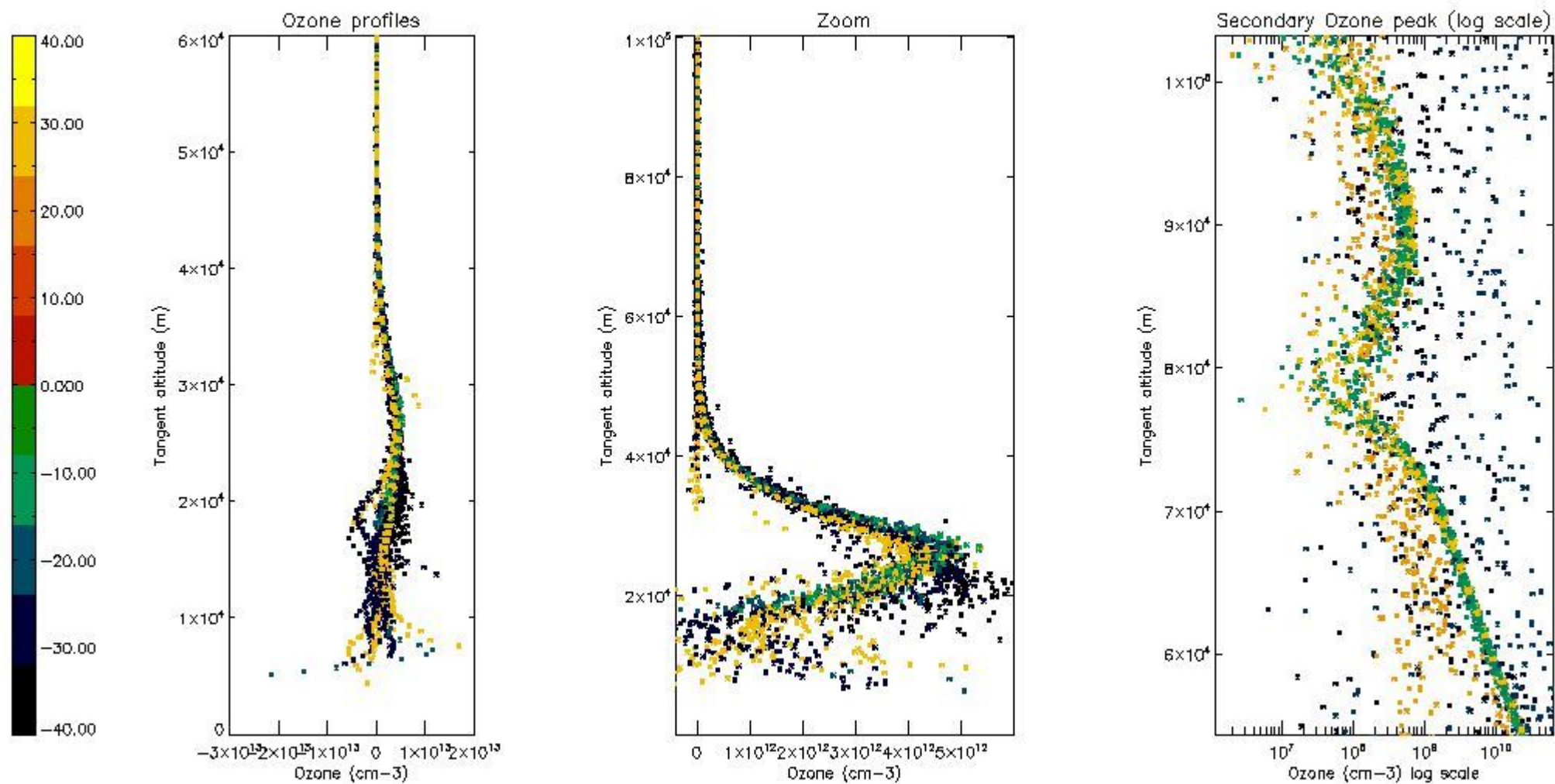
So, the table below shows the percentage of dark limb and valid observations for each criteria with respect to the overall valid daily observations.

Criteria	% of total production
All STD	36
STD < 20	17

STD < 10	12
STD < 5	8

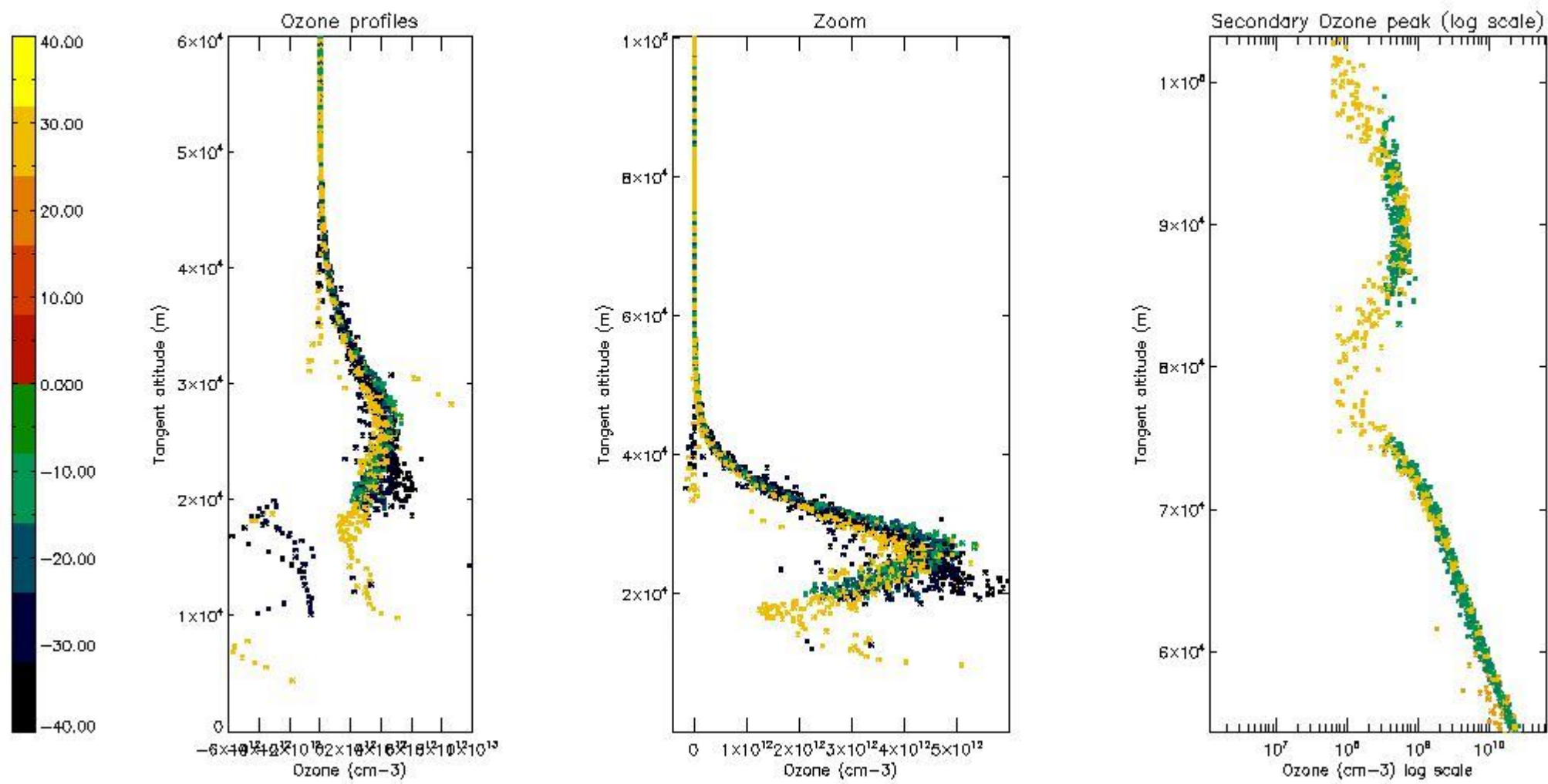
5.2 Plot ozone profiles for all STD (dark without errors)

The colorbar represents the latitude.



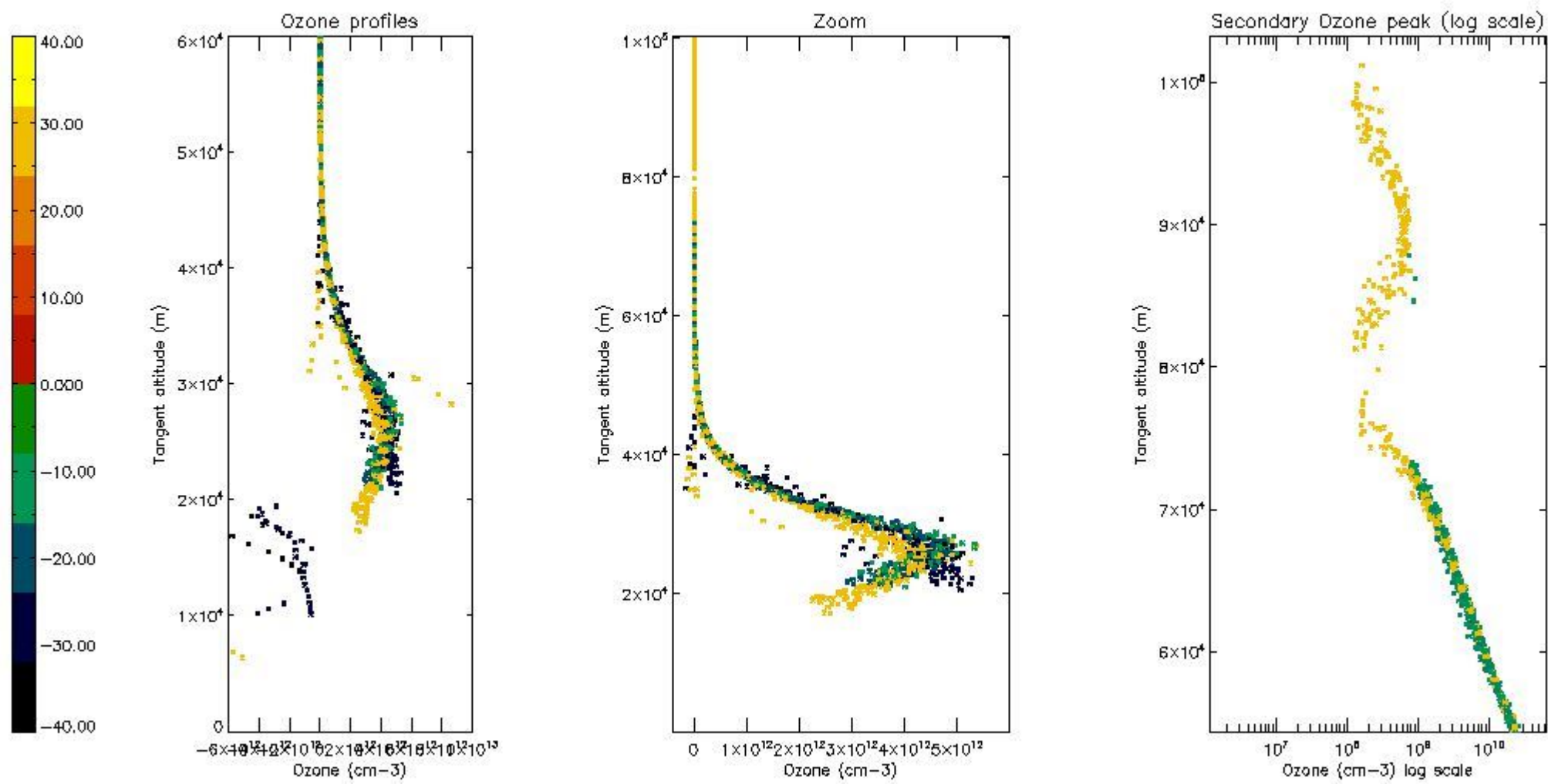
5.3 Plot ozone profiles where STD < 20% (dark without errors)

The colorbar represents the latitude.



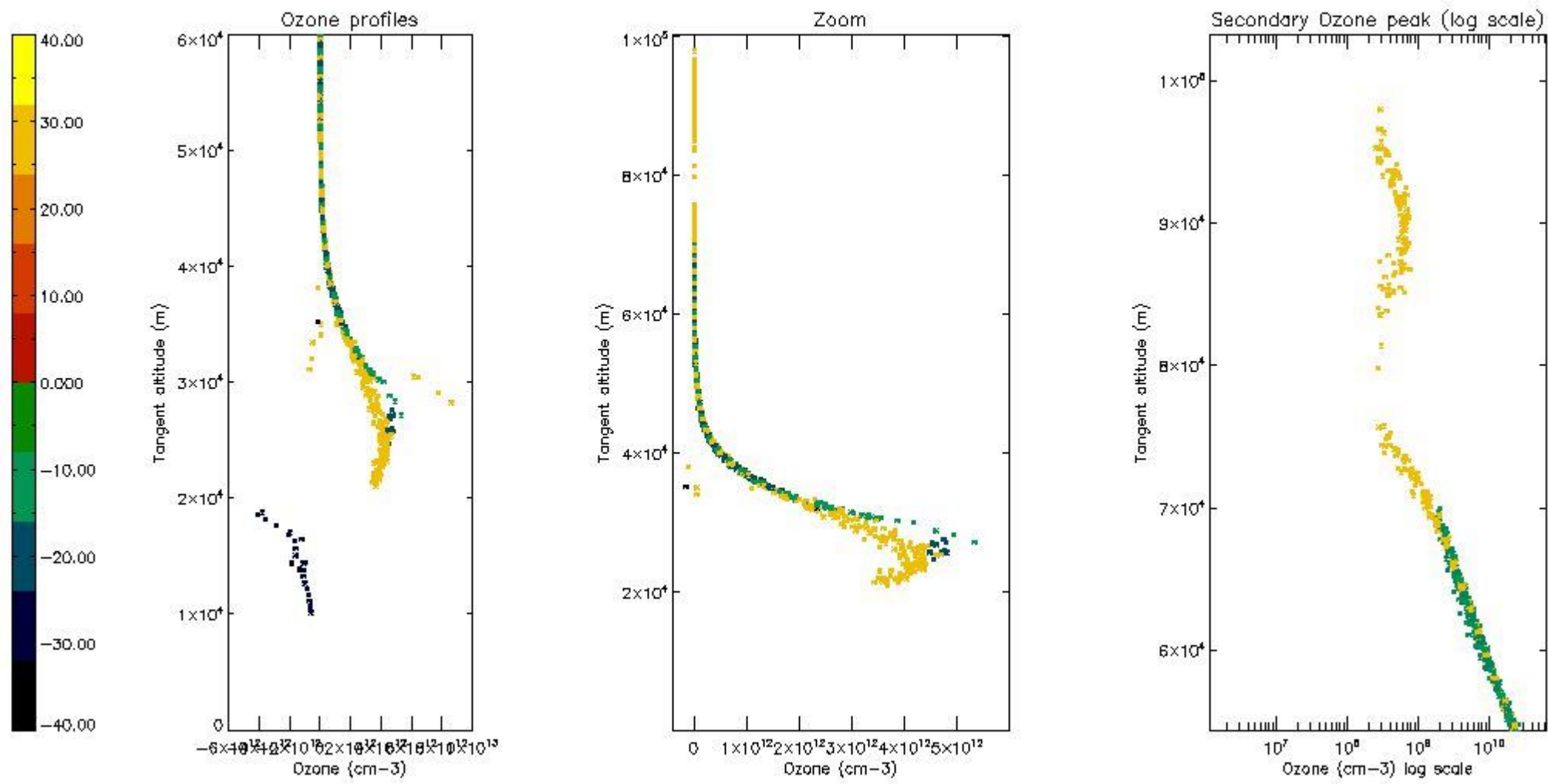
5.4 Plot ozone profiles where STD < 10% (dark without errors)

The colorbar represents the latitude.



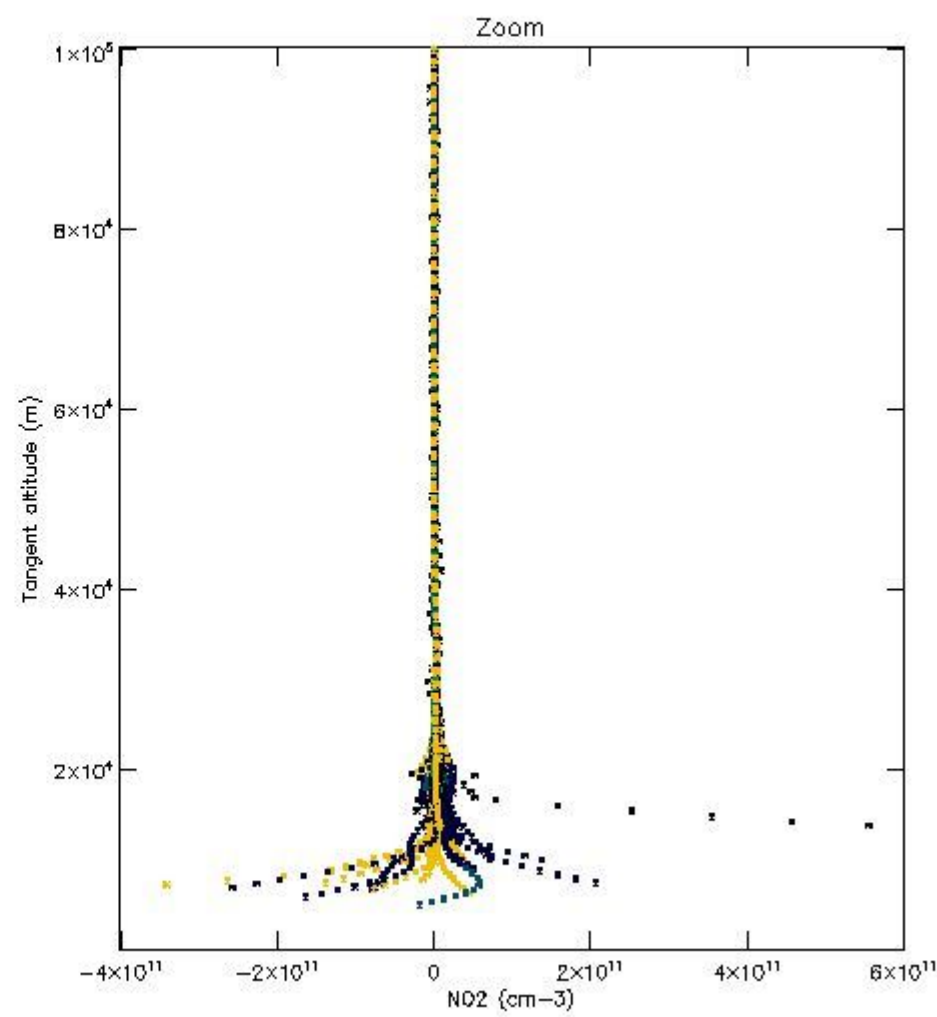
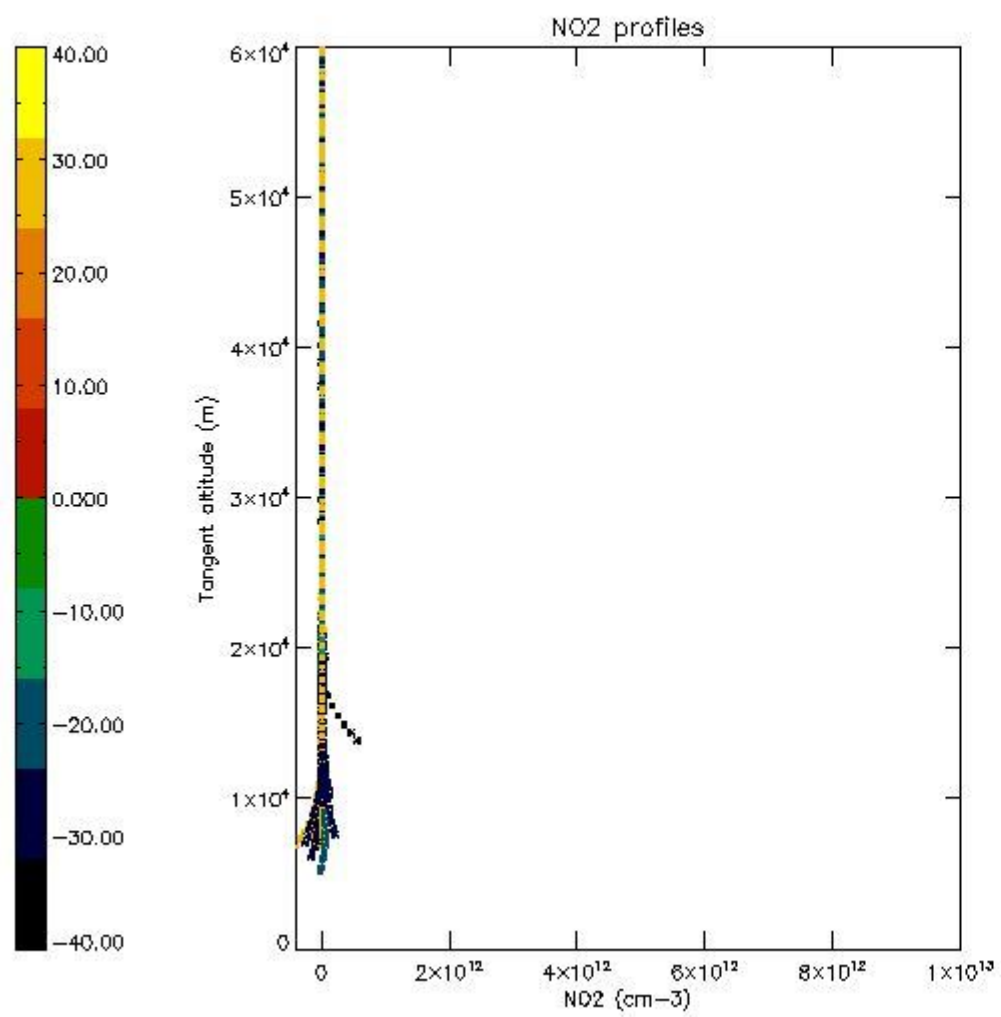
5.5 Plot ozone profiles where STD < 5% (dark without errors)

The colorbar represents the latitude.



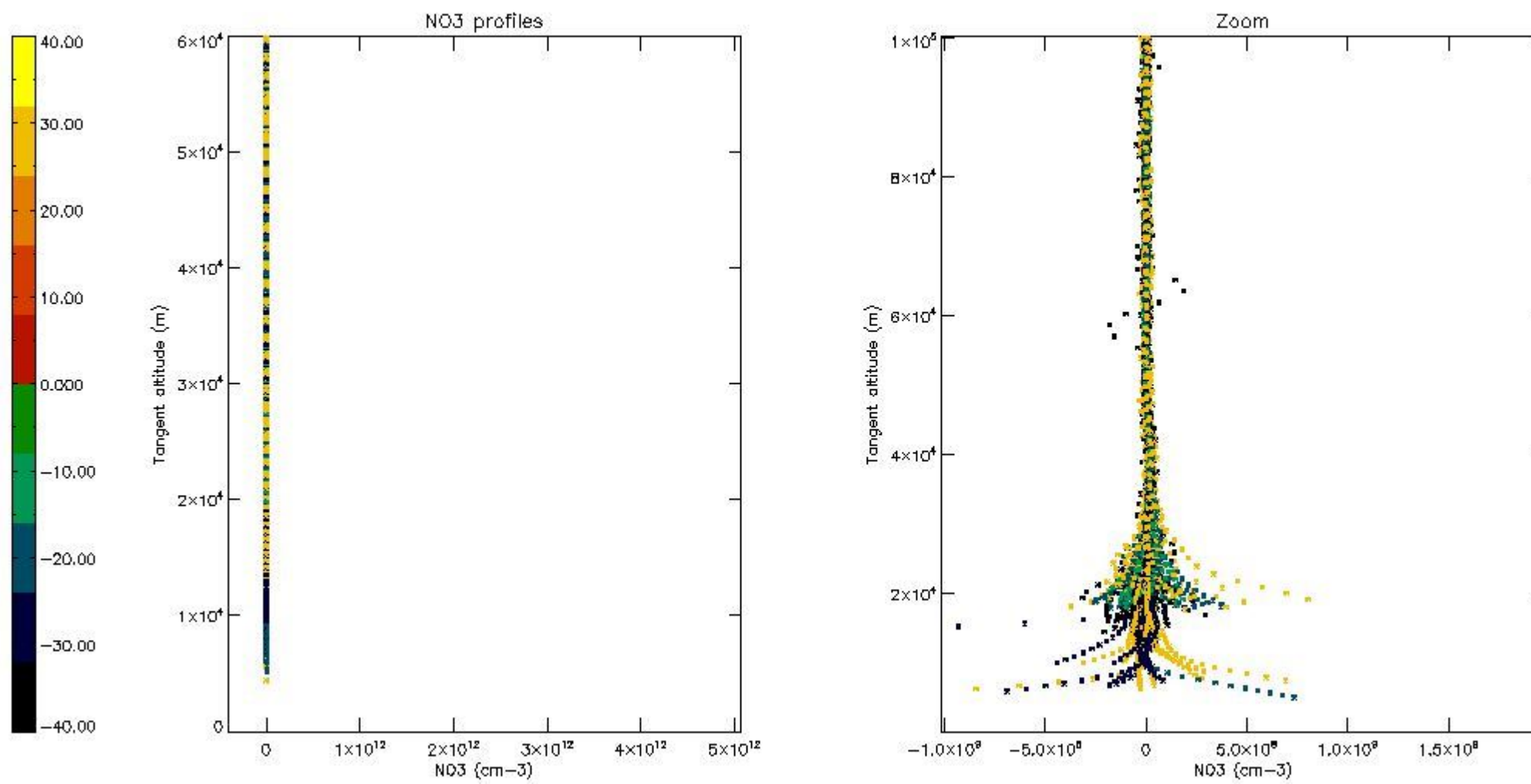
5.6 Plot NO₂ profiles for all STD (dark without errors)

The colorbar represents the latitude.



5.7 Plot NO3 profiles for all STD (dark without errors)

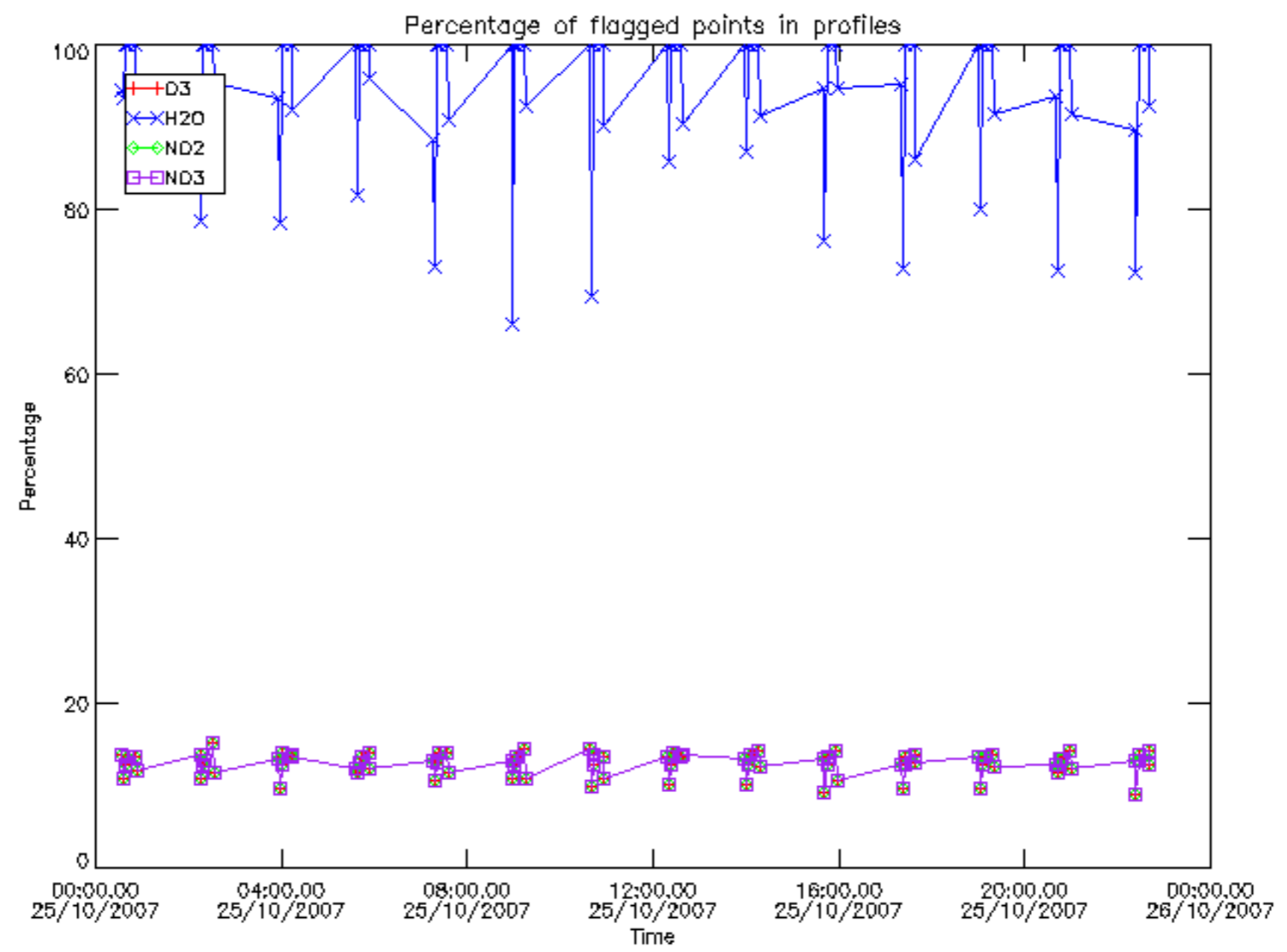
The colorbar represents the latitude.



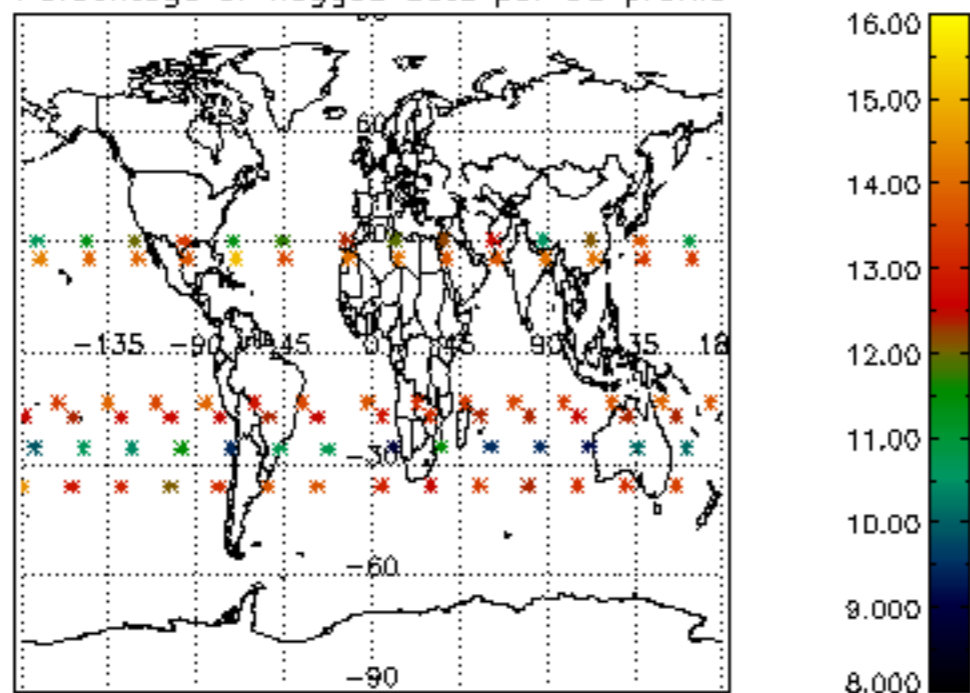
6. Auxiliary Data Files used for the production reported in section 2

The number reported in the third column indicates since which file (see list in section 2) the corresponding auxiliary file has been used. The fourth column is the date of those product files.

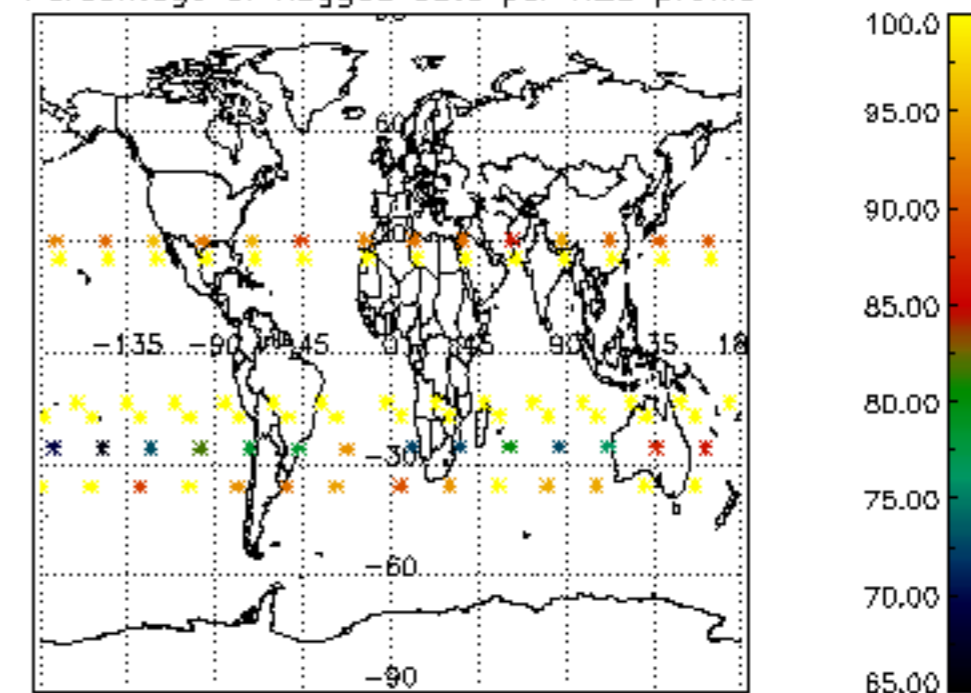
Type	Auxiliary Filename	Used since product	Used since product date
INST_PHYS_CHARACTERISTICS	GOM_INS_AXVIEC20091111_143220_20030716_120000_20500101_000000	1	25-OCT-2007 00:02:20
LEVEL-2_PROC_CONFIG	GOM_PR2_AXVIEC20091111_152718_20020301_000000_20500101_000000	1	25-OCT-2007 00:02:20
CROSS_SECTIONS_FILE	GOM_CRS_AXVIEC20091111_154832_20020301_000000_20500101_000000	1	25-OCT-2007 00:02:20



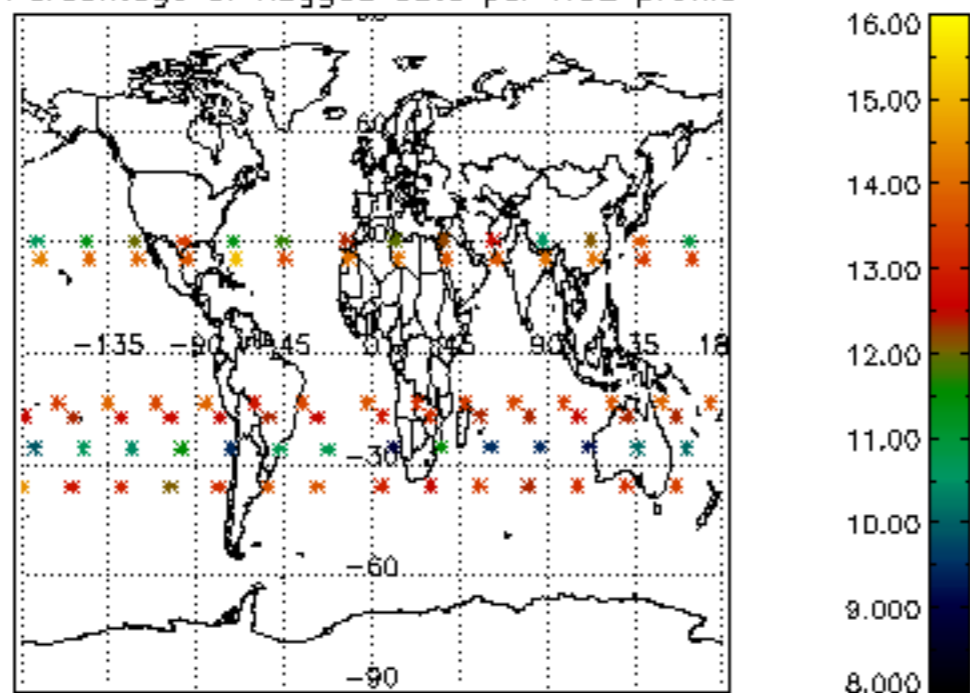
Percentage of flagged data per D3 profile



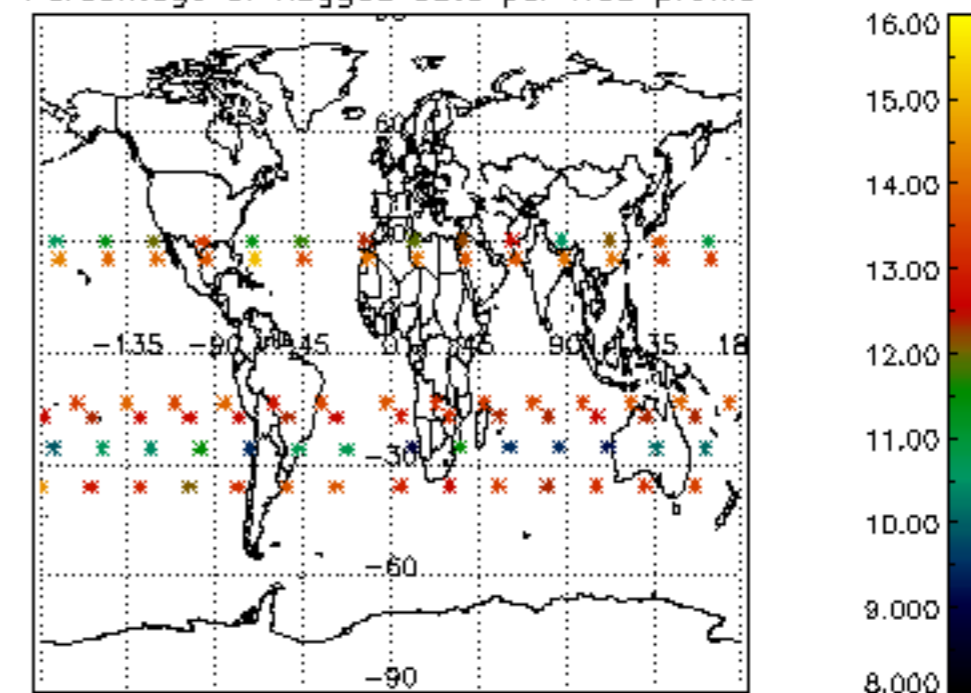
Percentage of flagged data per H2O profile

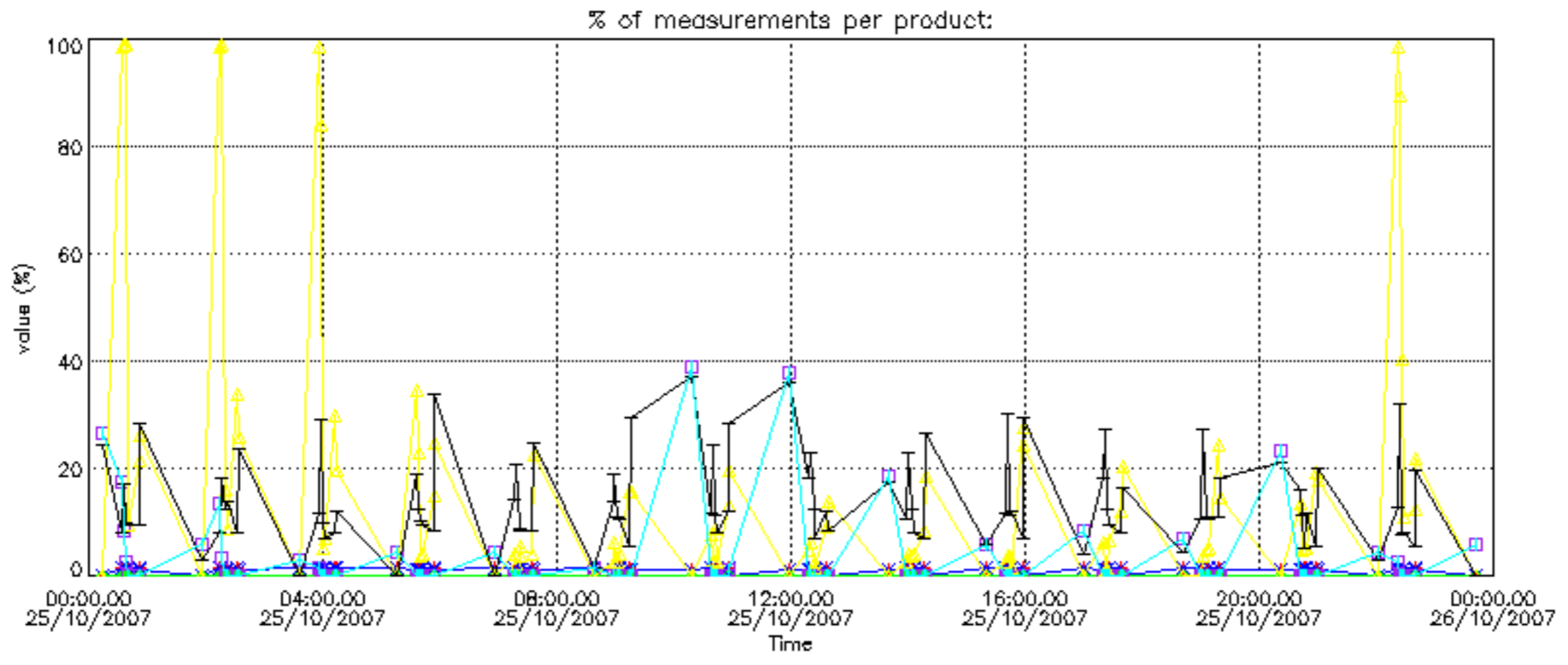


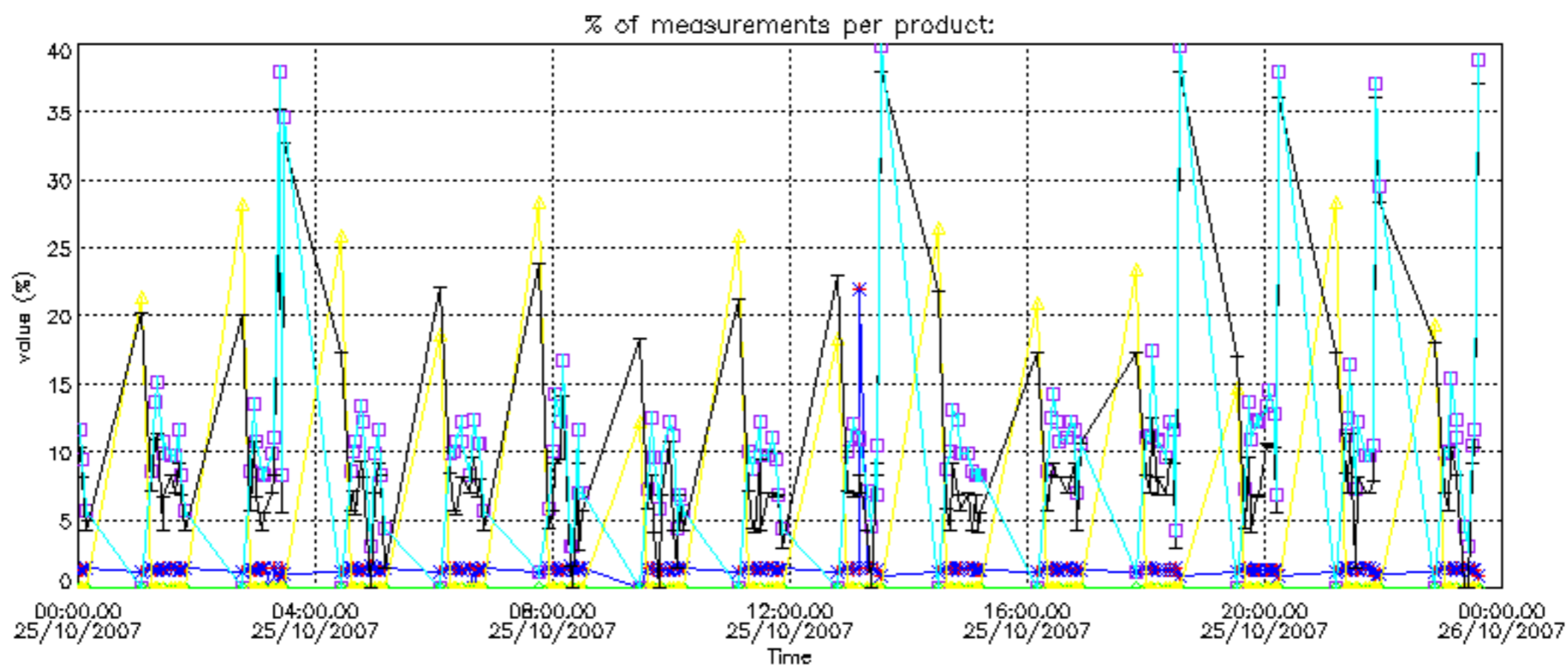
Percentage of flagged data per NO2 profile



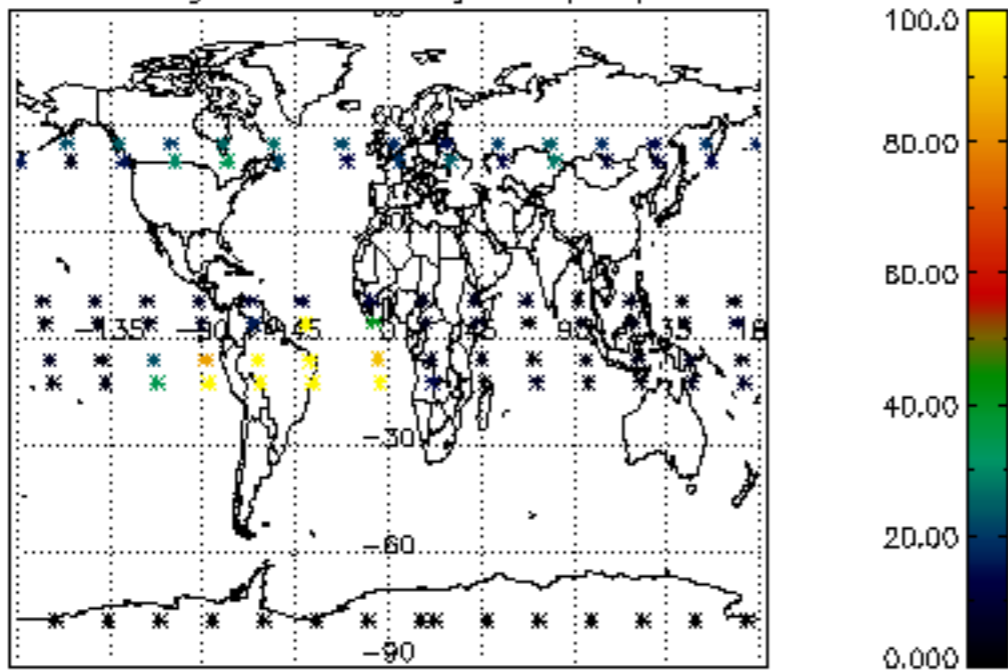
Percentage of flagged data per NO3 profile



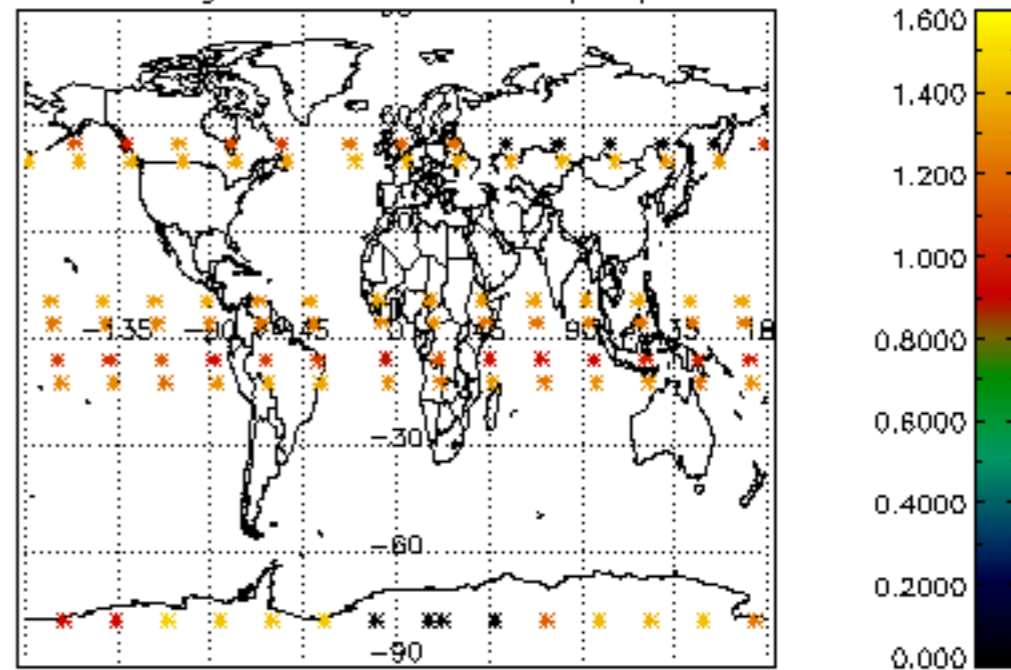




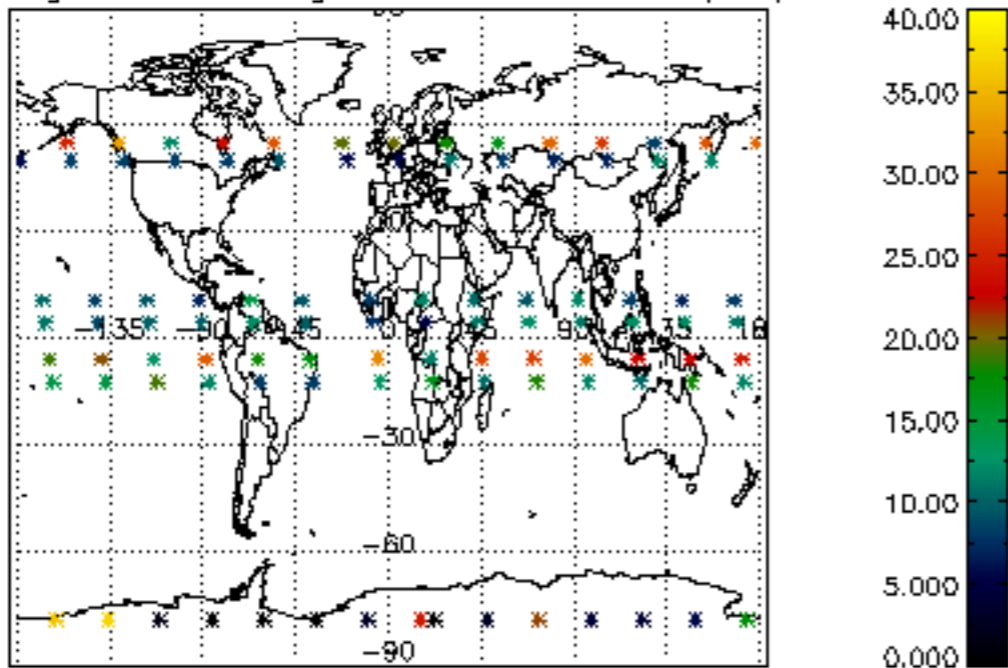
Percentage of cosmic ray hits per profile



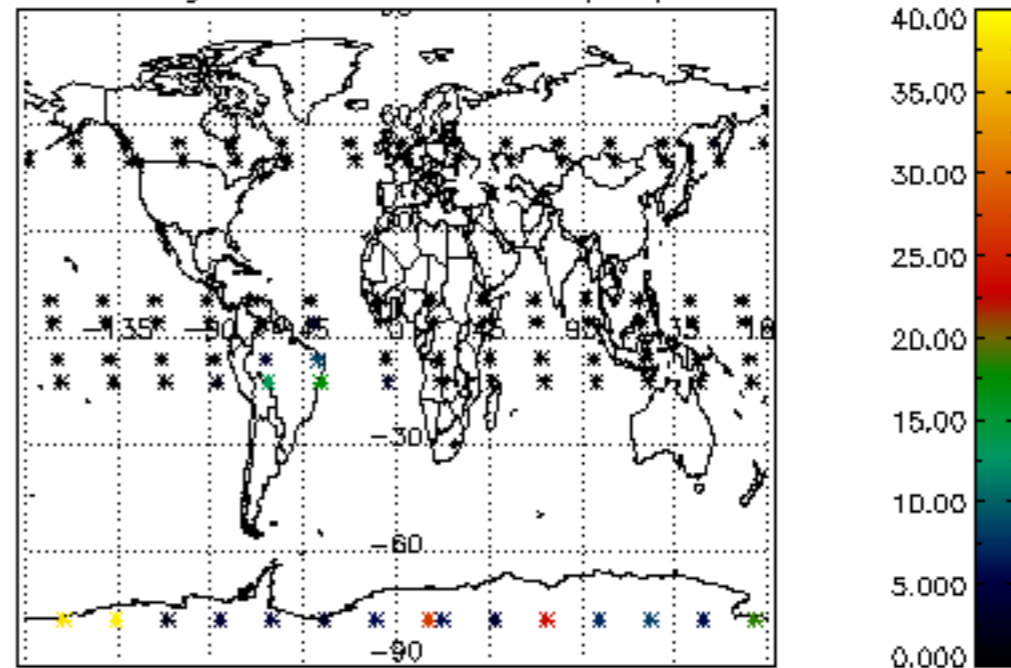
Percentage of datation errors per profile



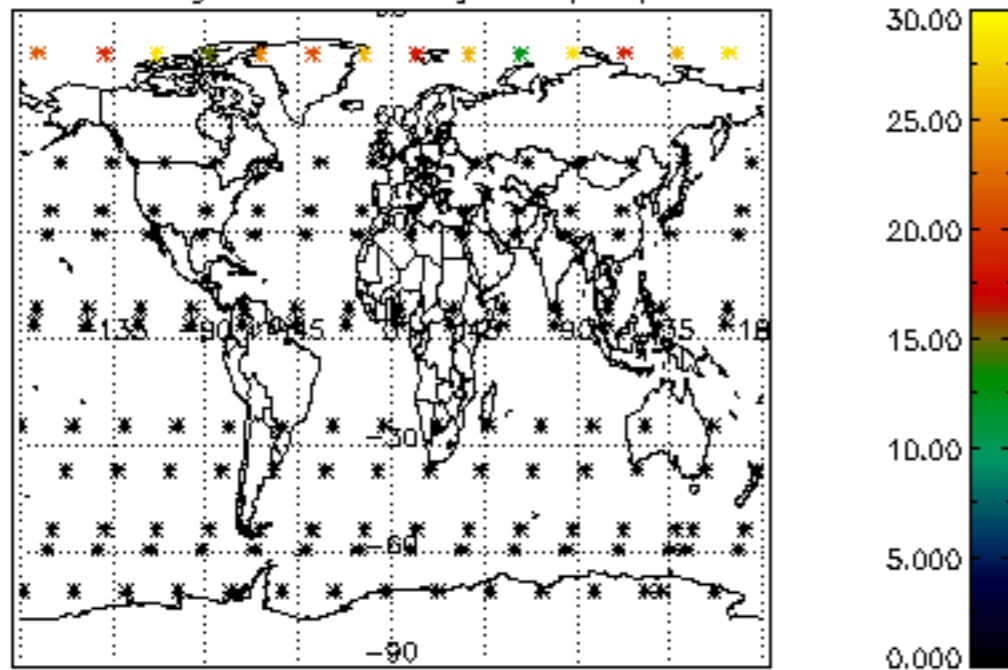
Percentage of star falling outside central band per profile



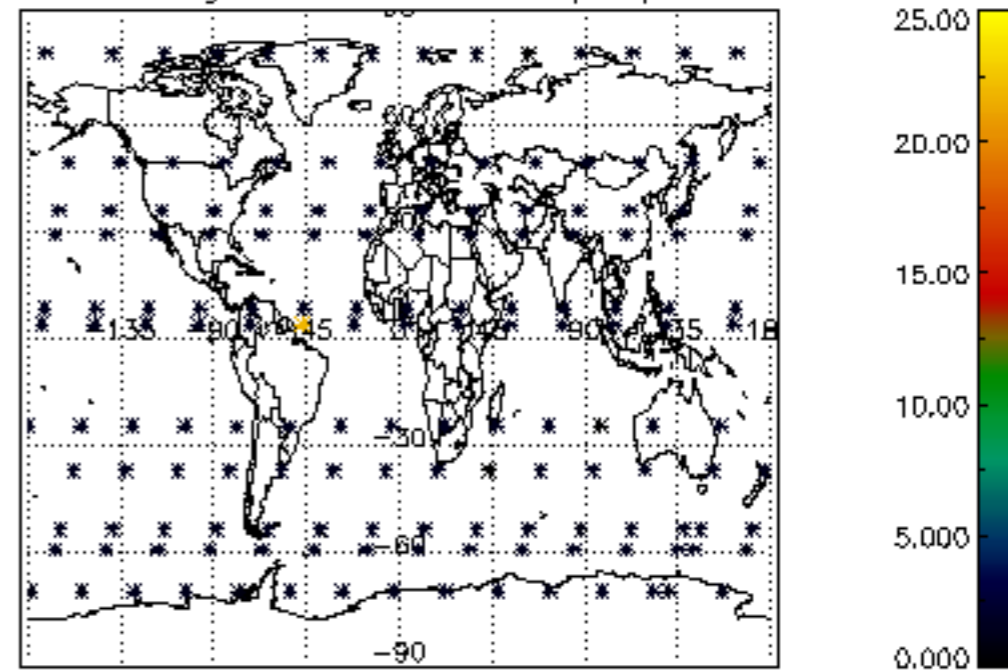
Percentage of saturation errors per profile



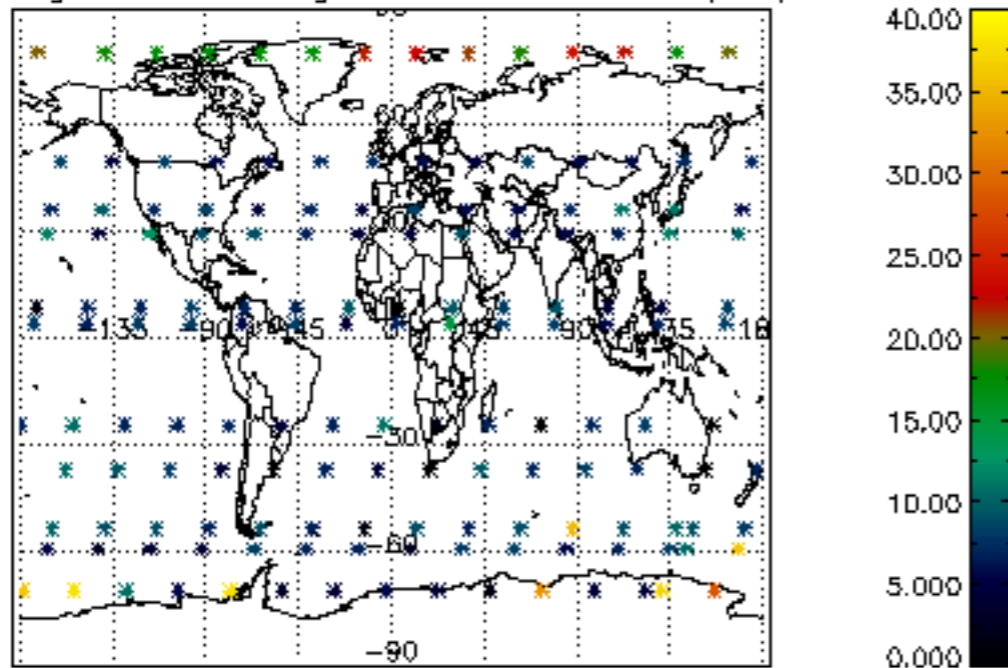
Percentage of cosmic ray hits per profile



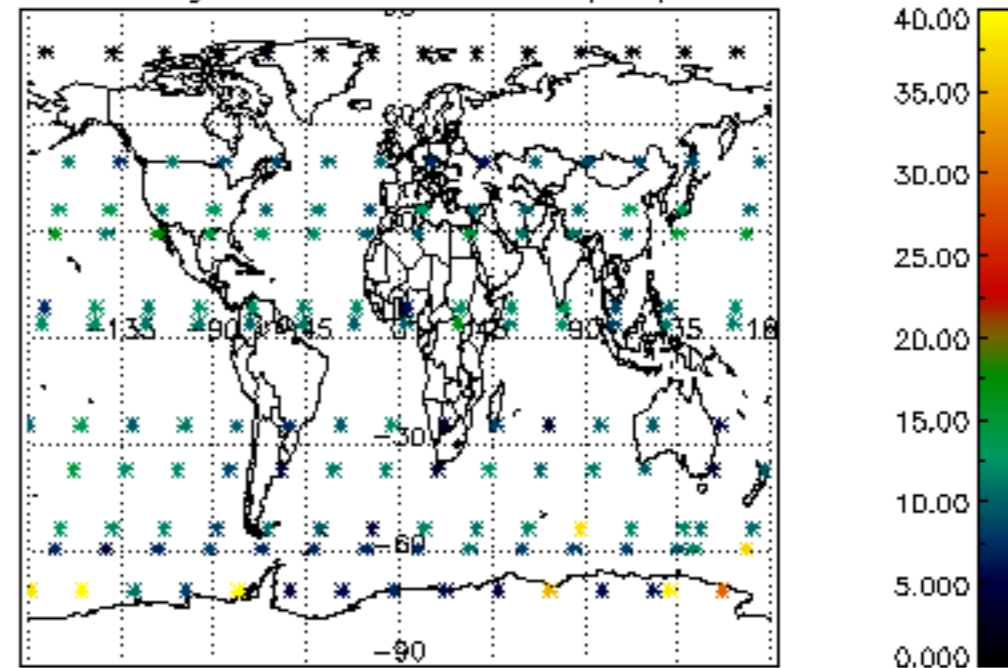
Percentage of datation errors per profile

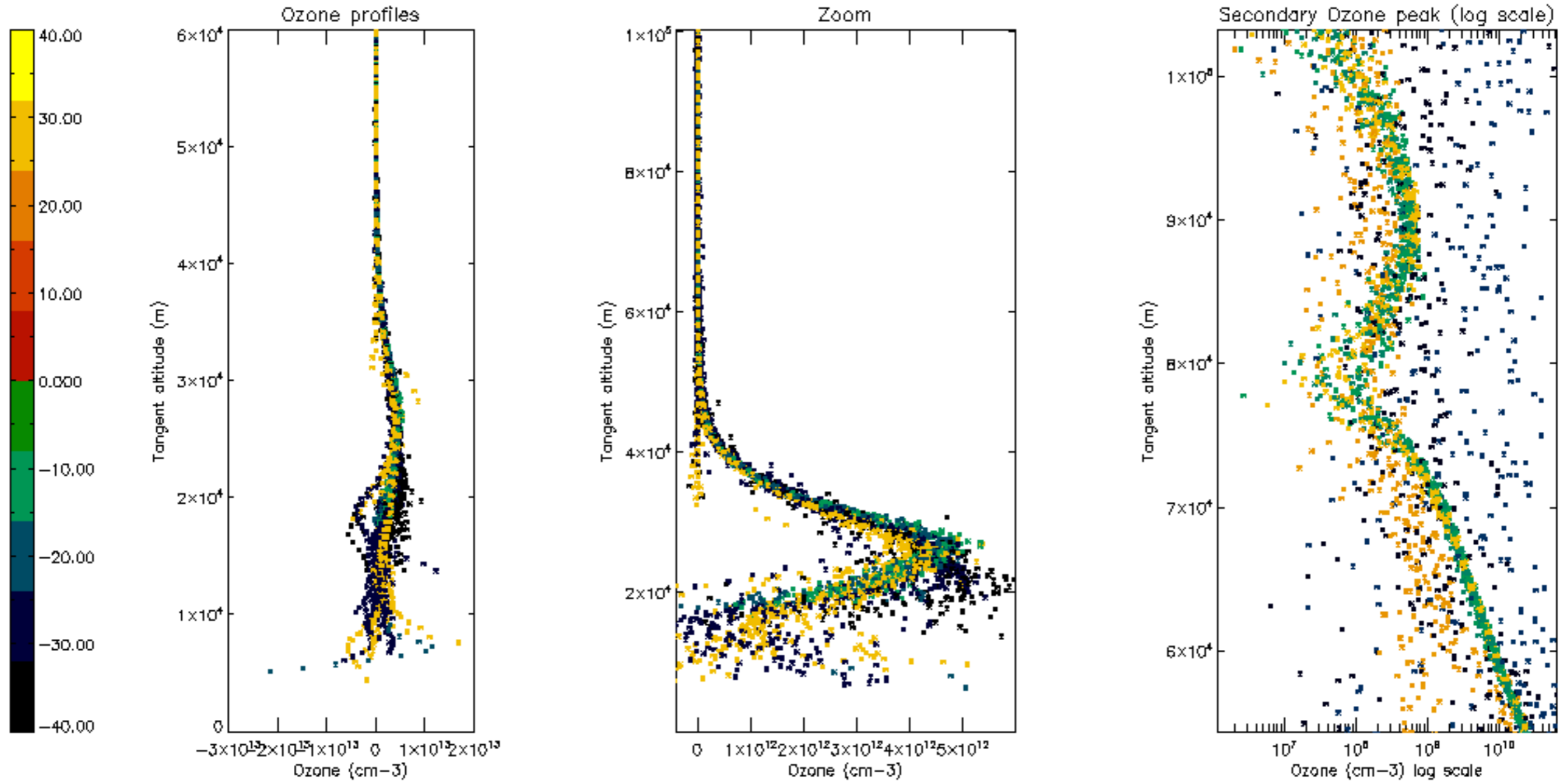


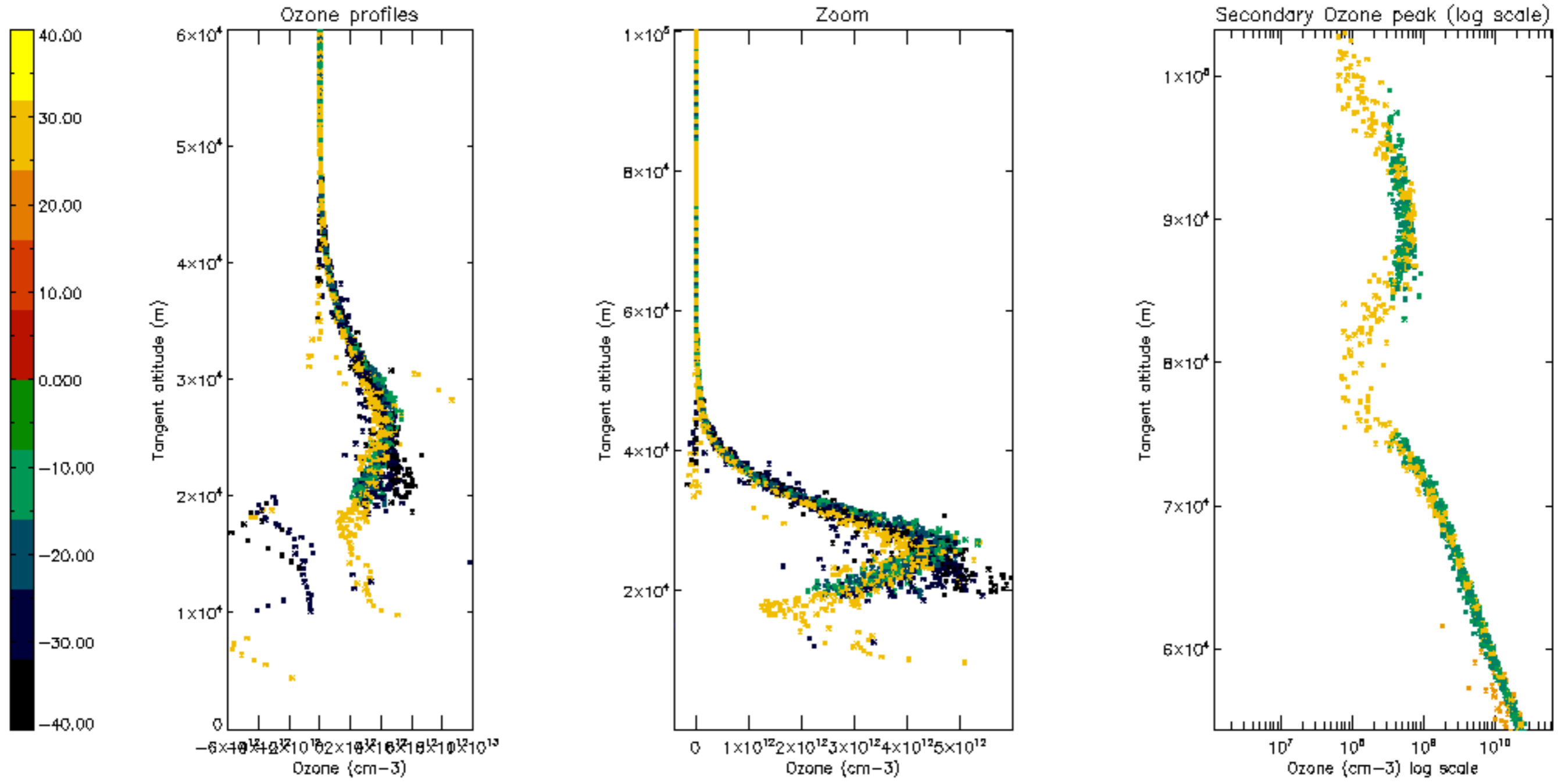
Percentage of star falling outside central band per profile

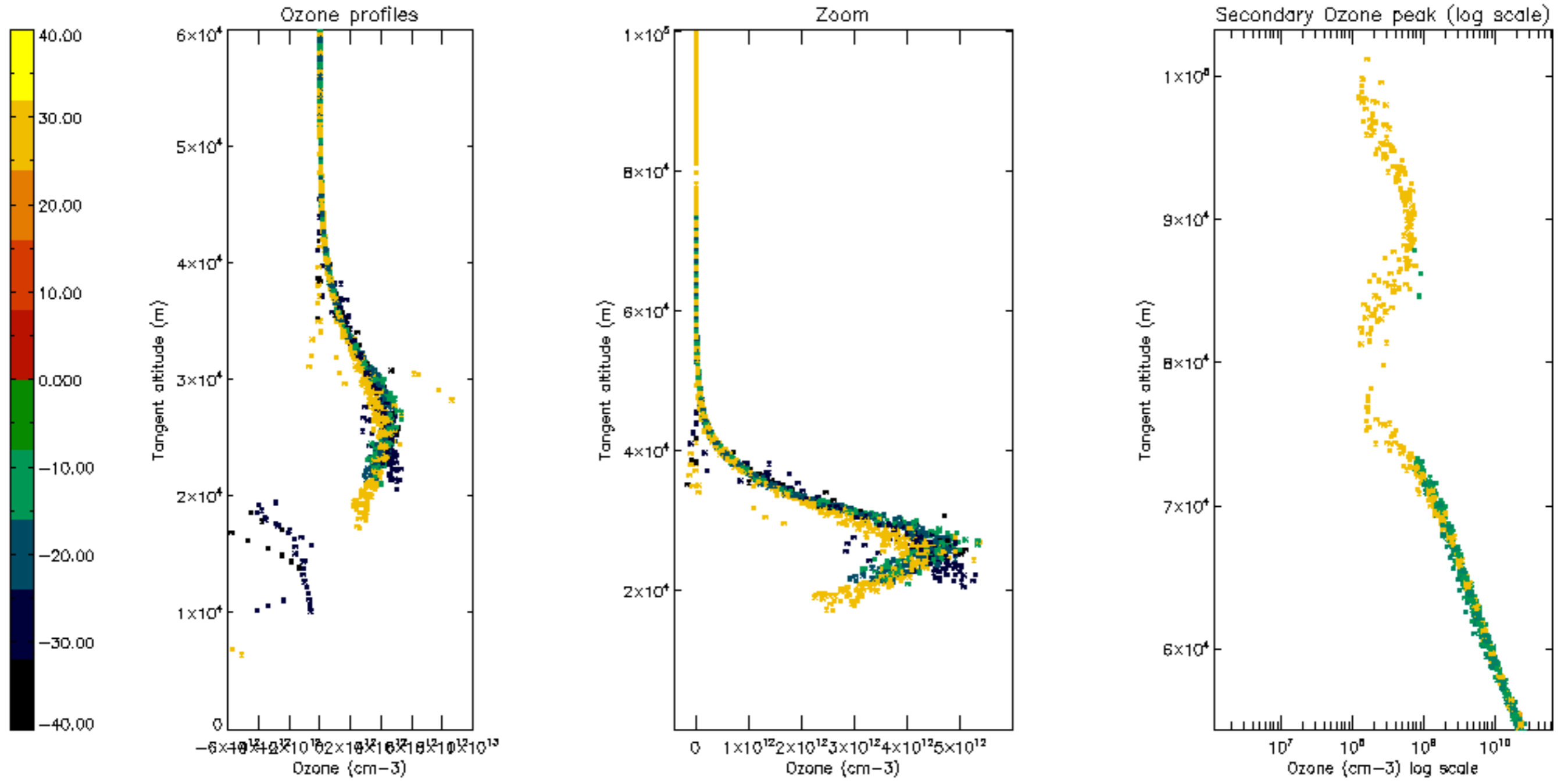


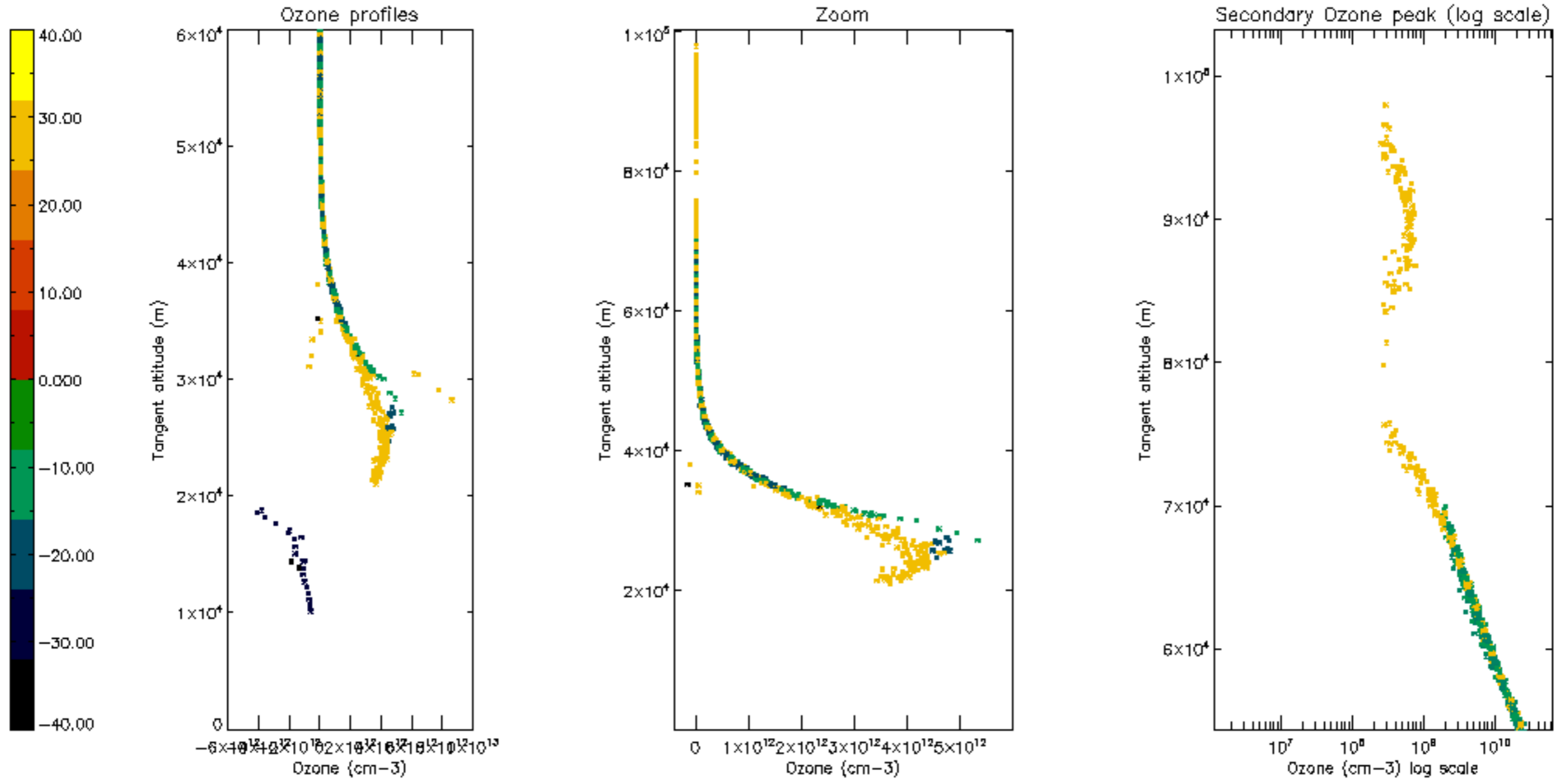
Percentage of saturation errors per profile

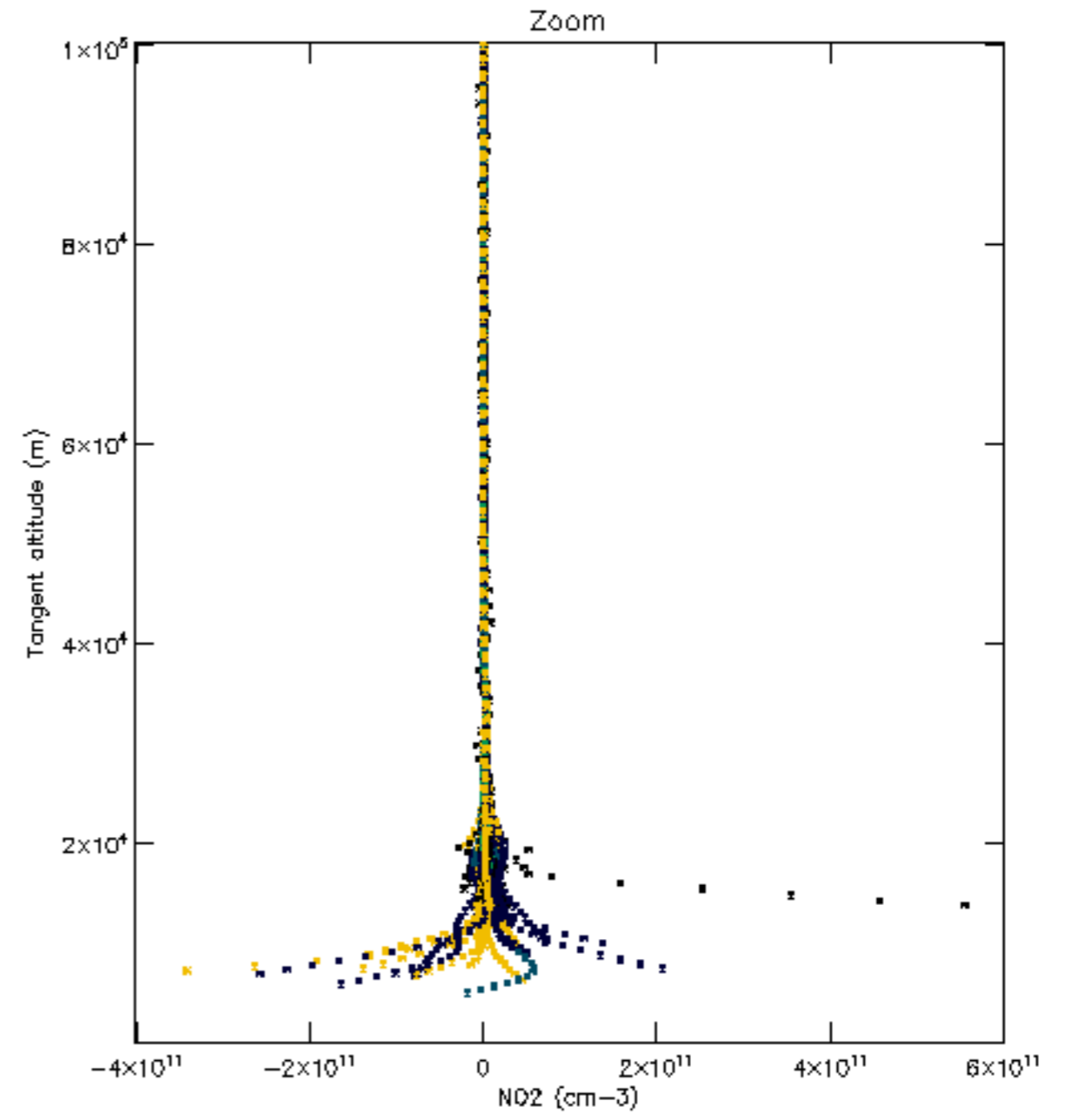
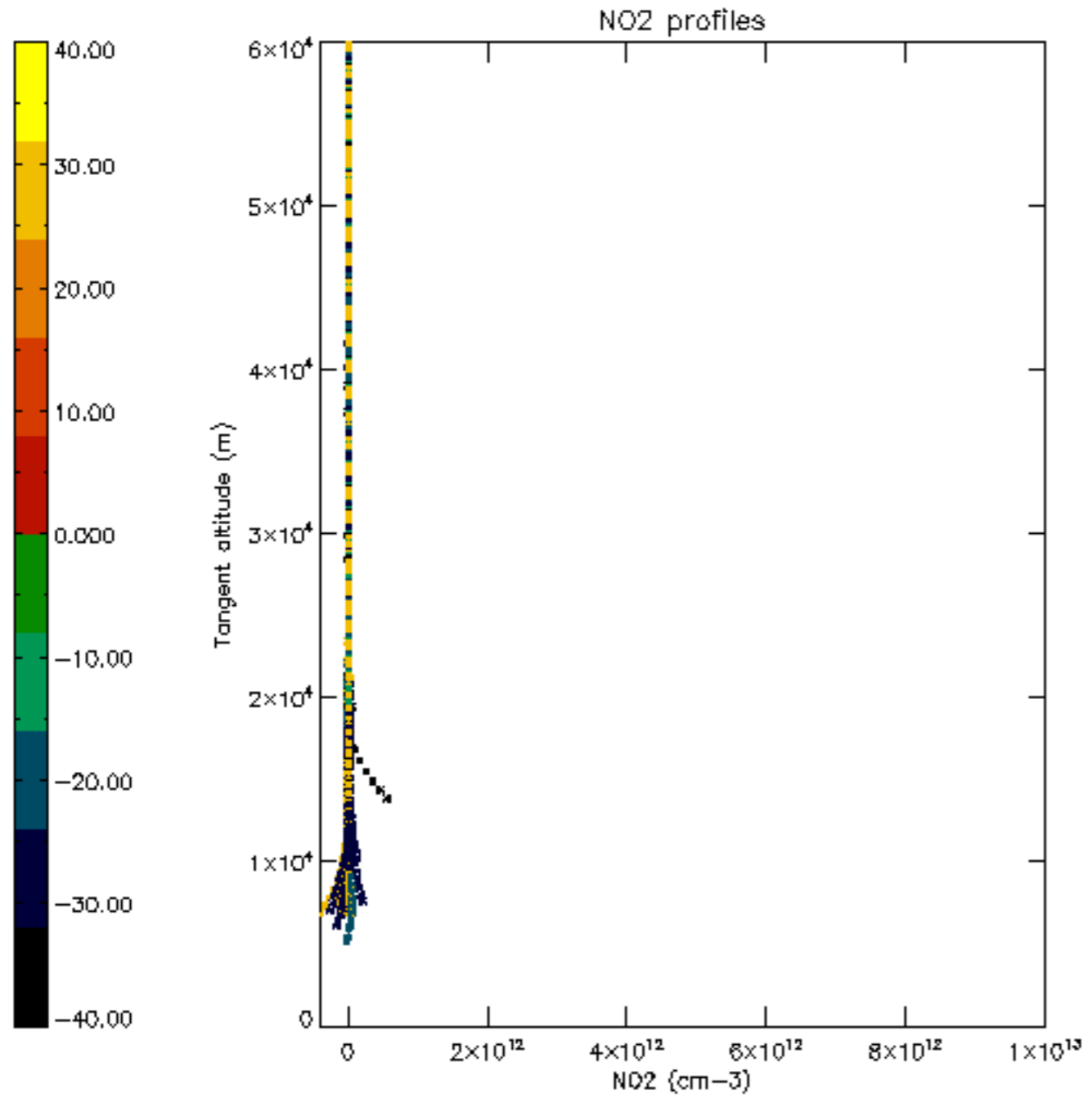


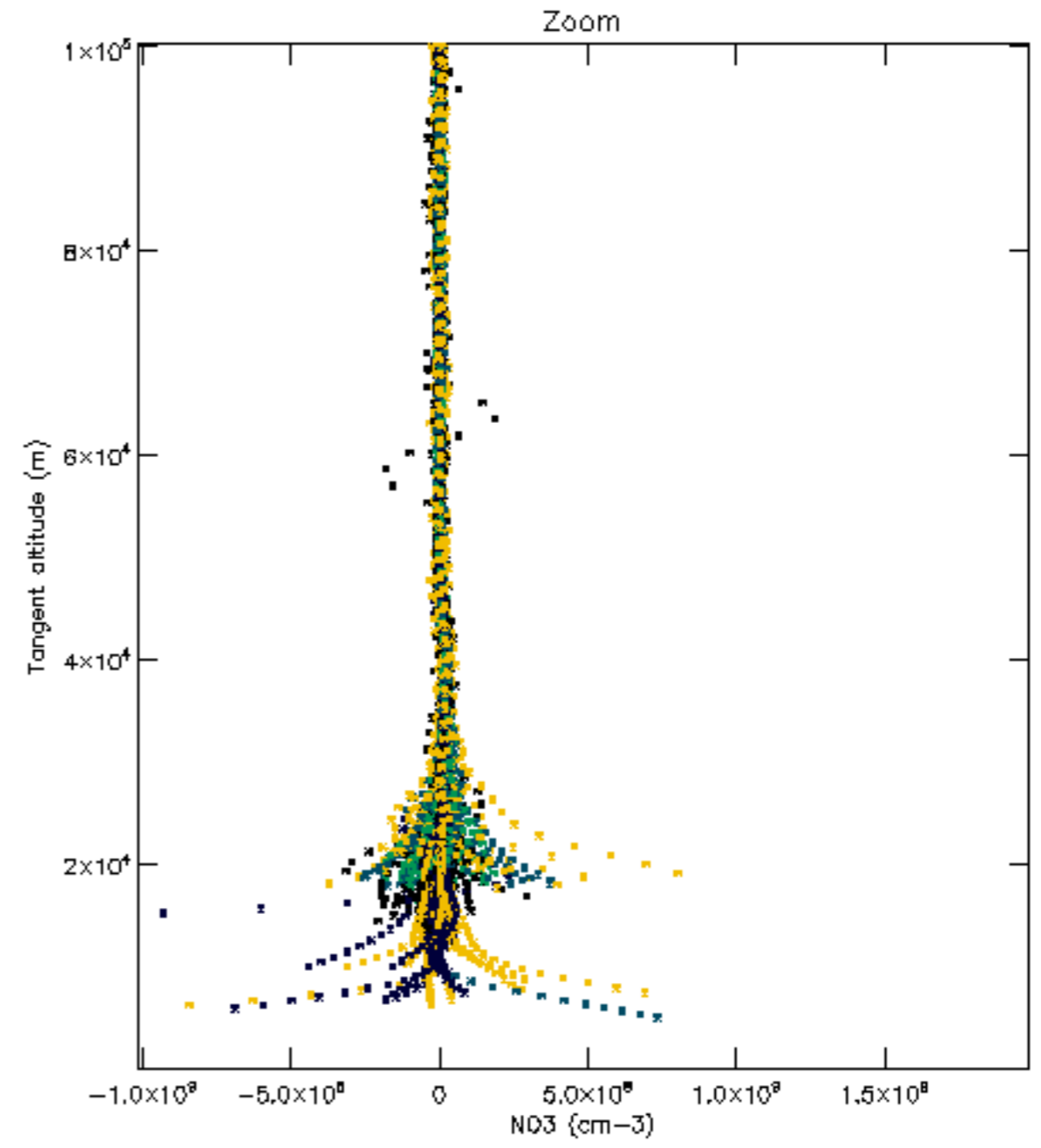
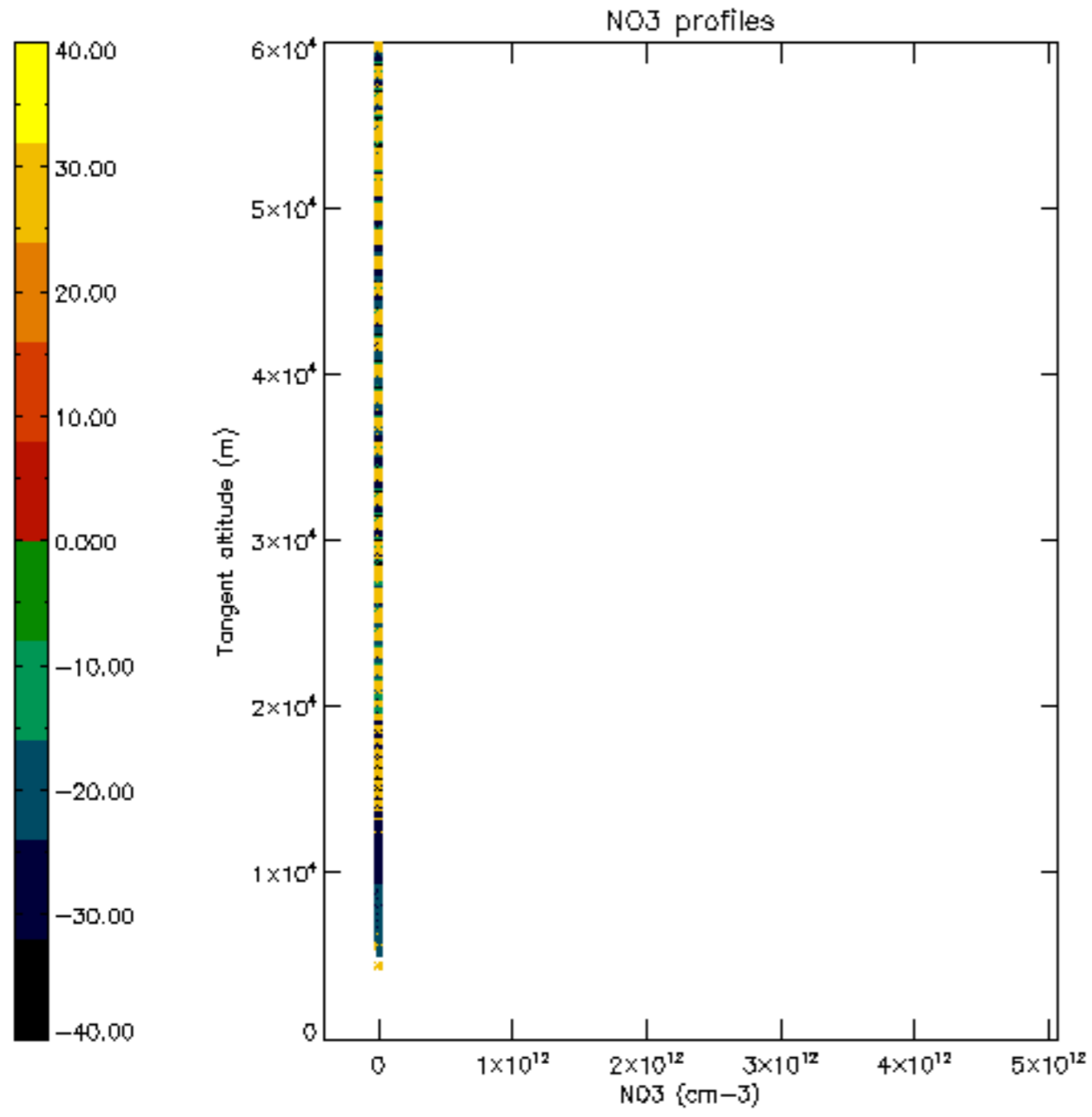


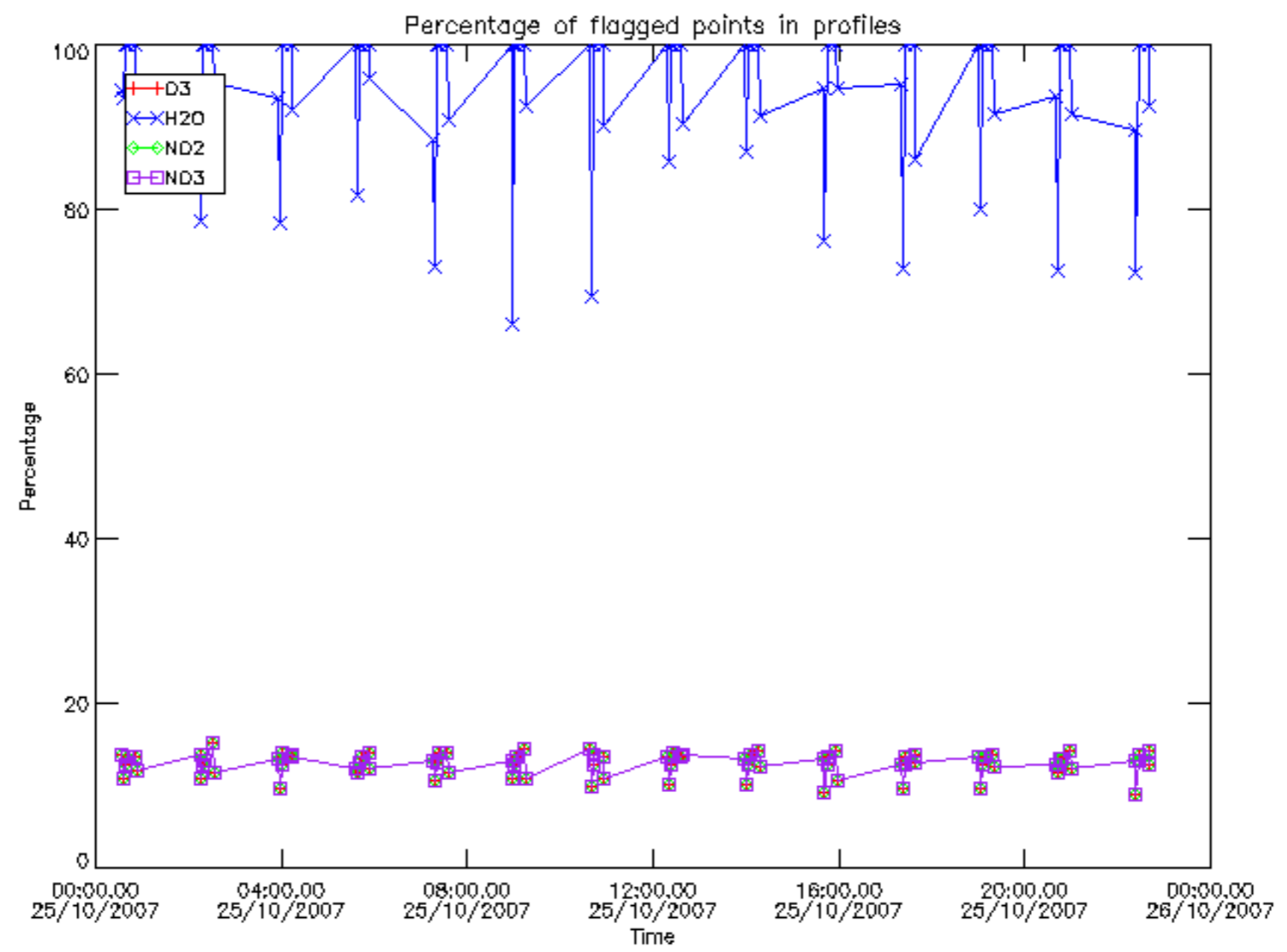




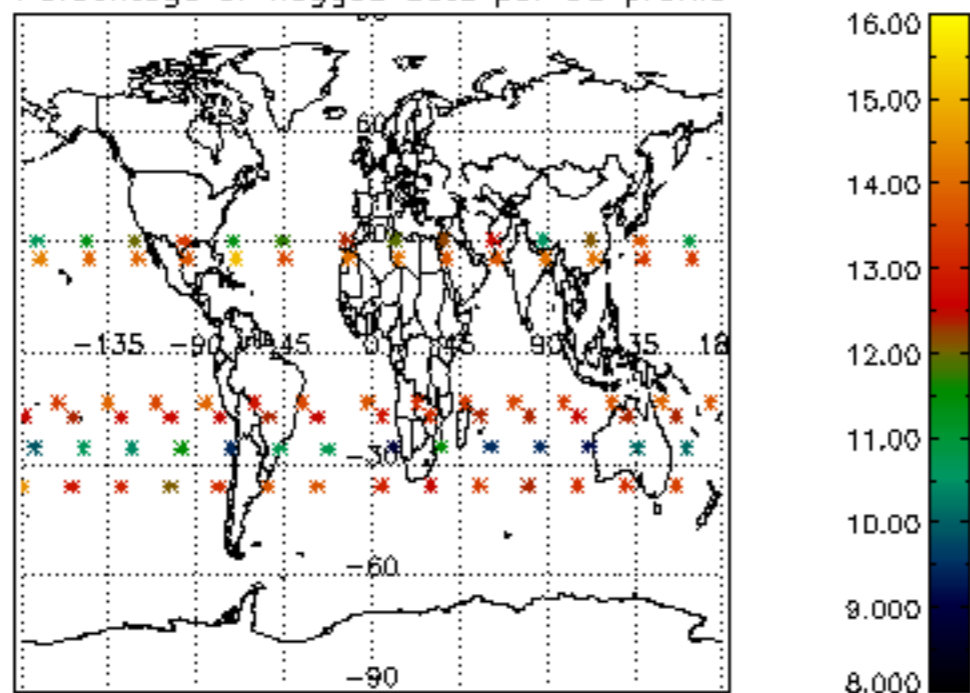




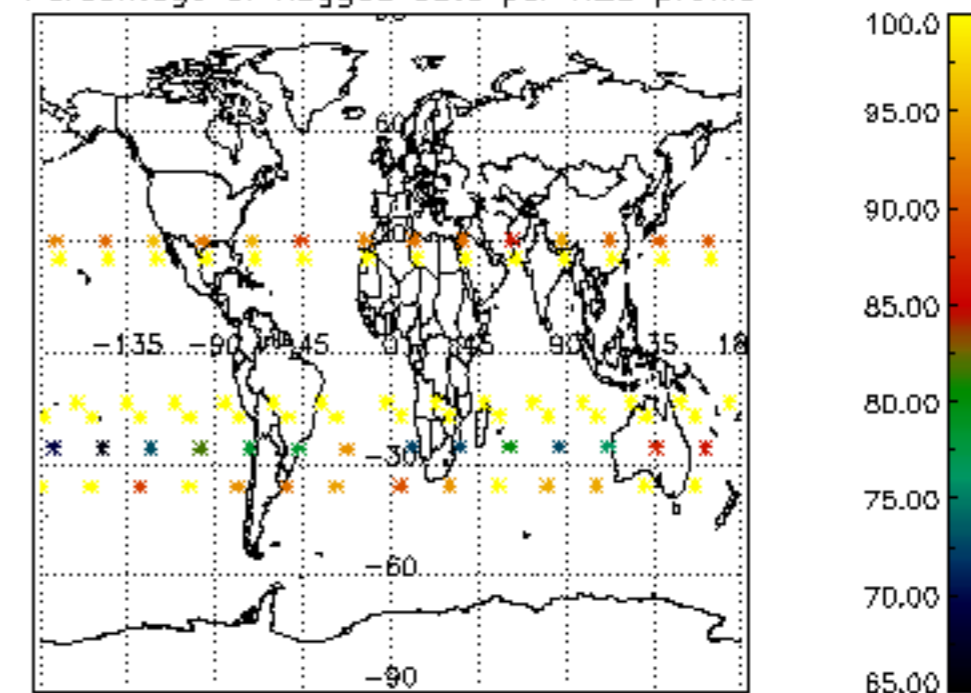




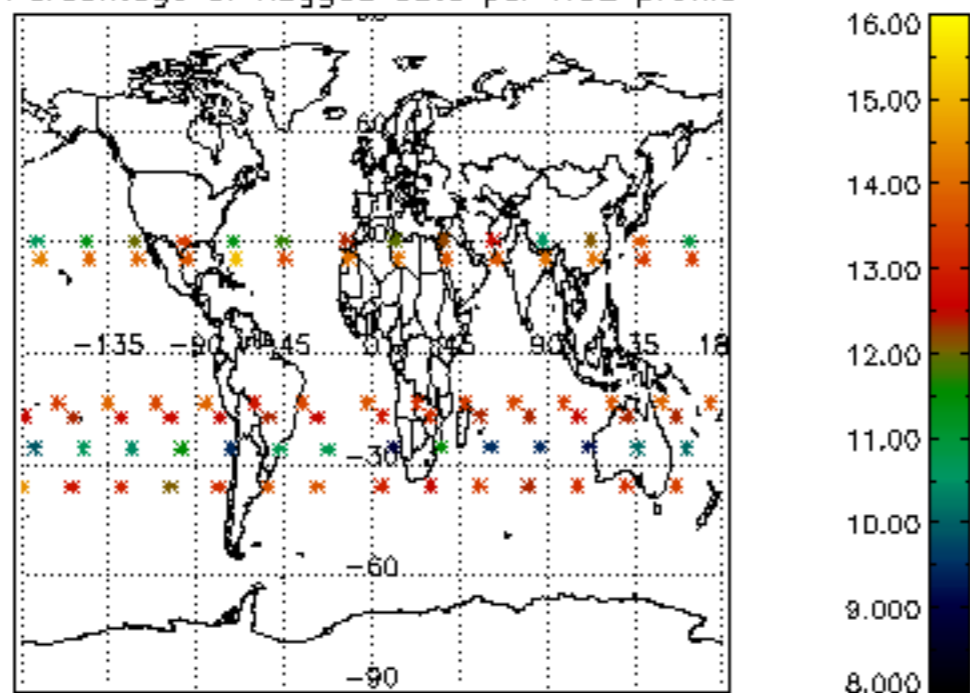
Percentage of flagged data per D3 profile



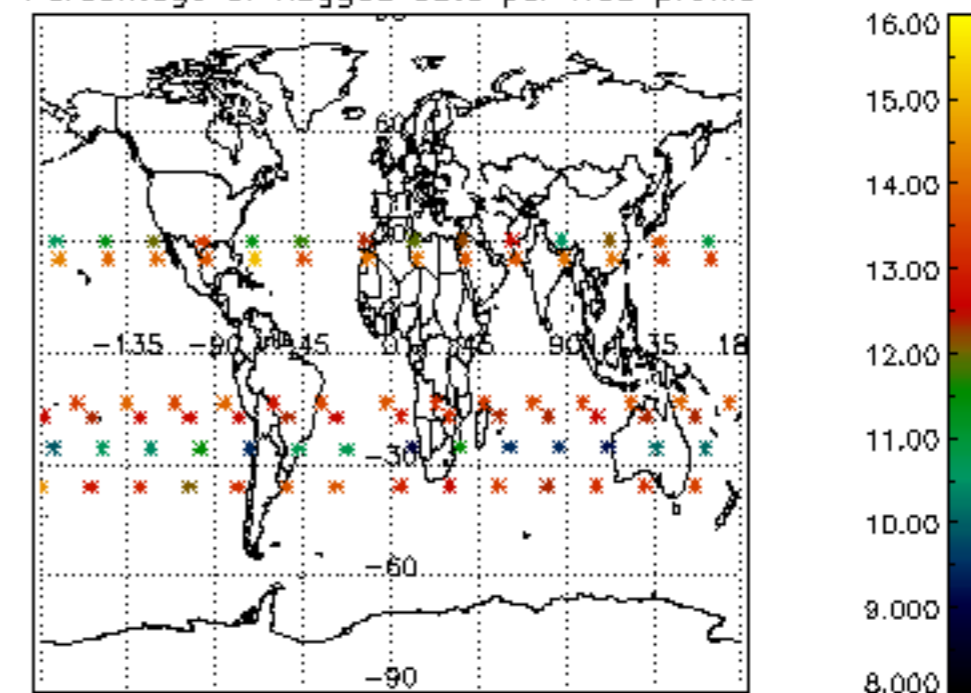
Percentage of flagged data per H2O profile

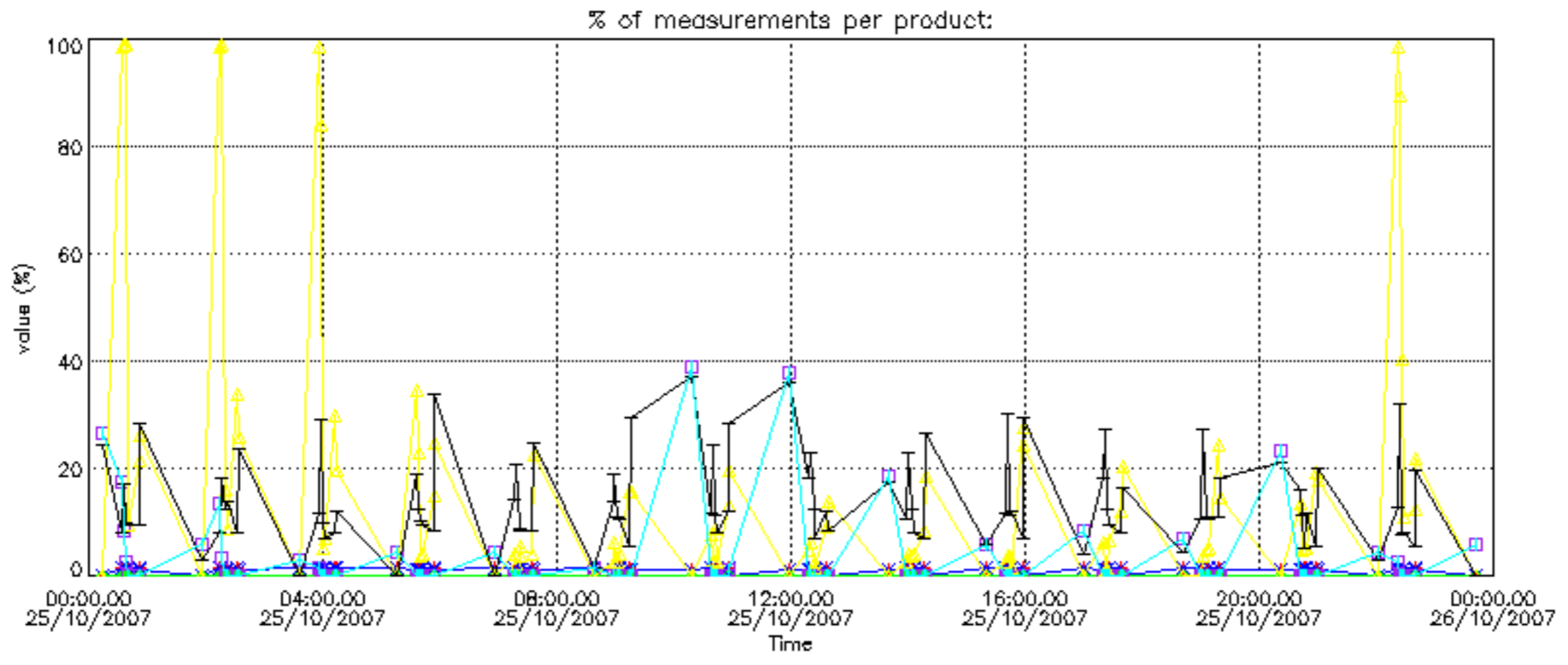


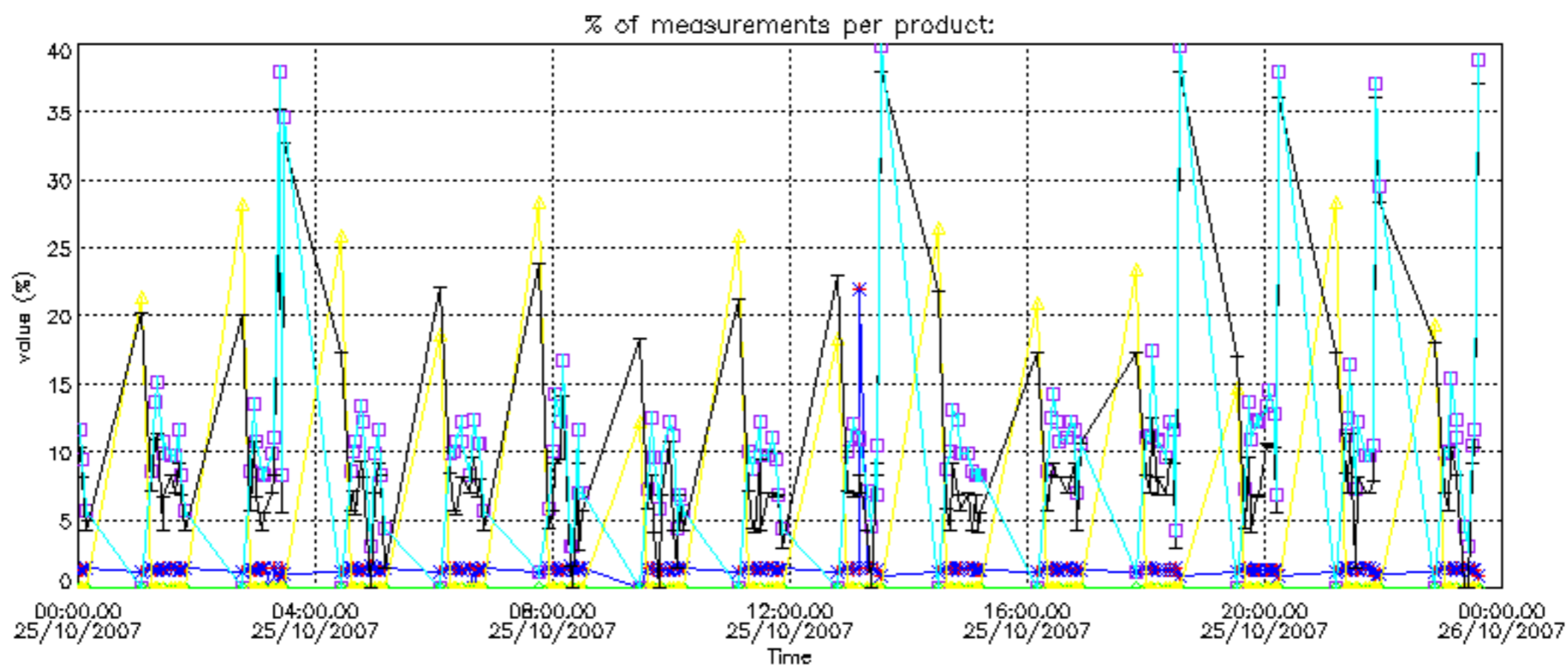
Percentage of flagged data per NO2 profile



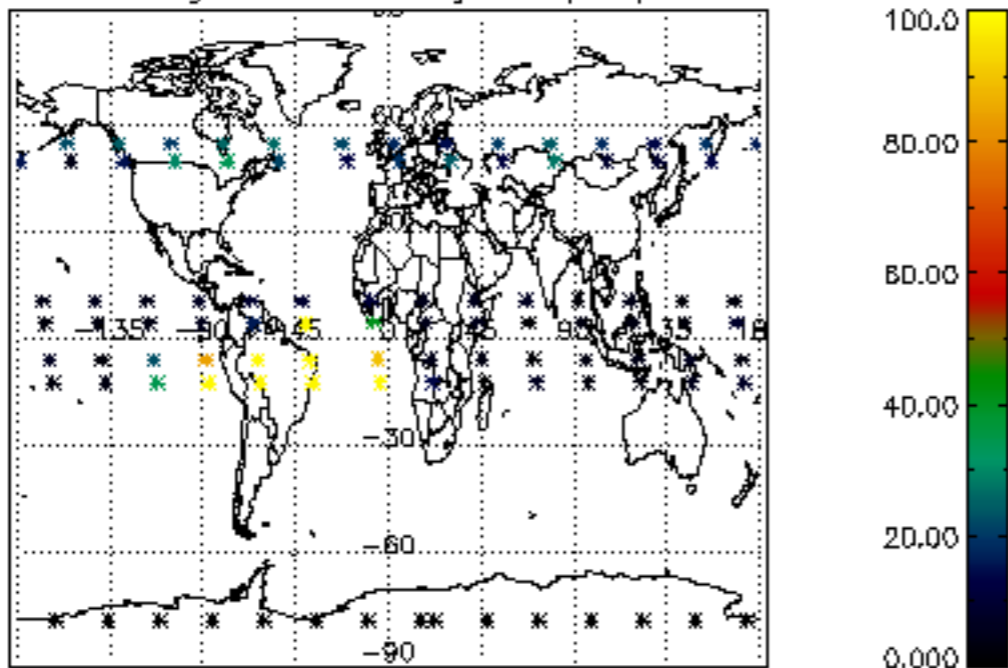
Percentage of flagged data per NO3 profile



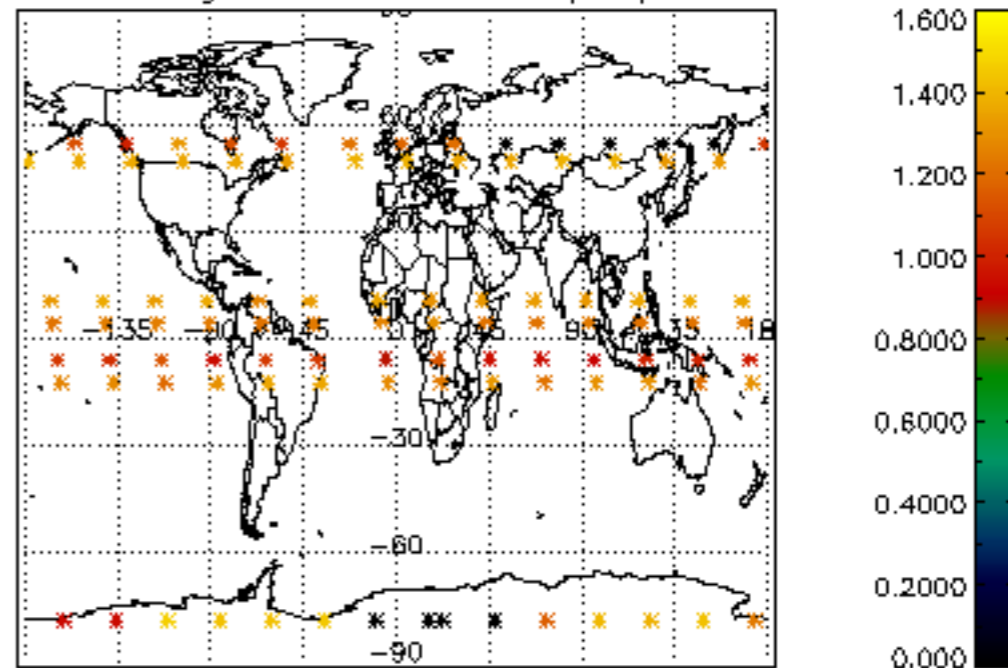




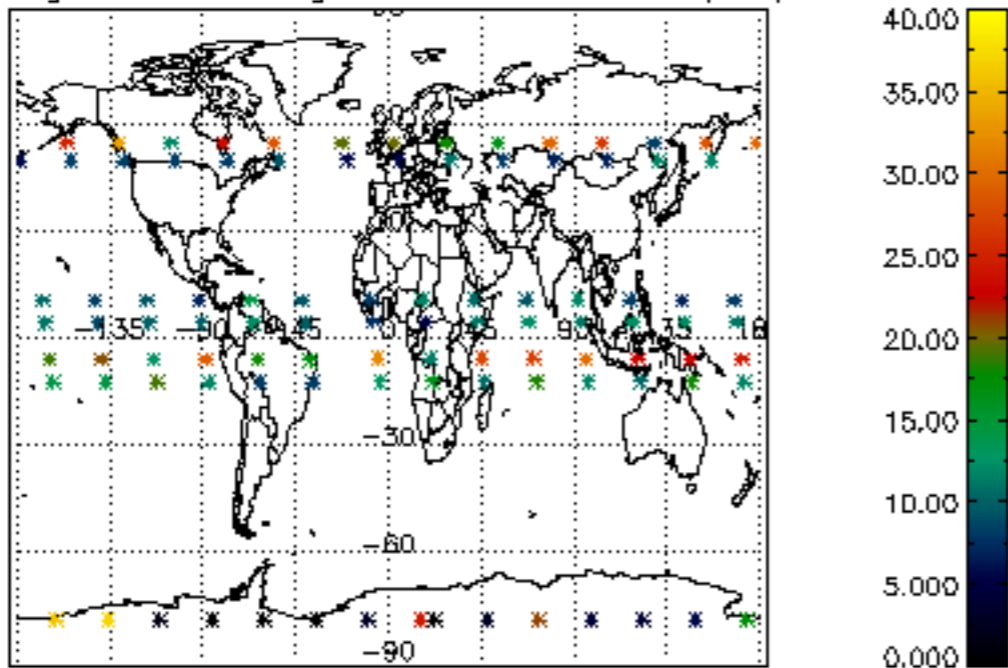
Percentage of cosmic ray hits per profile



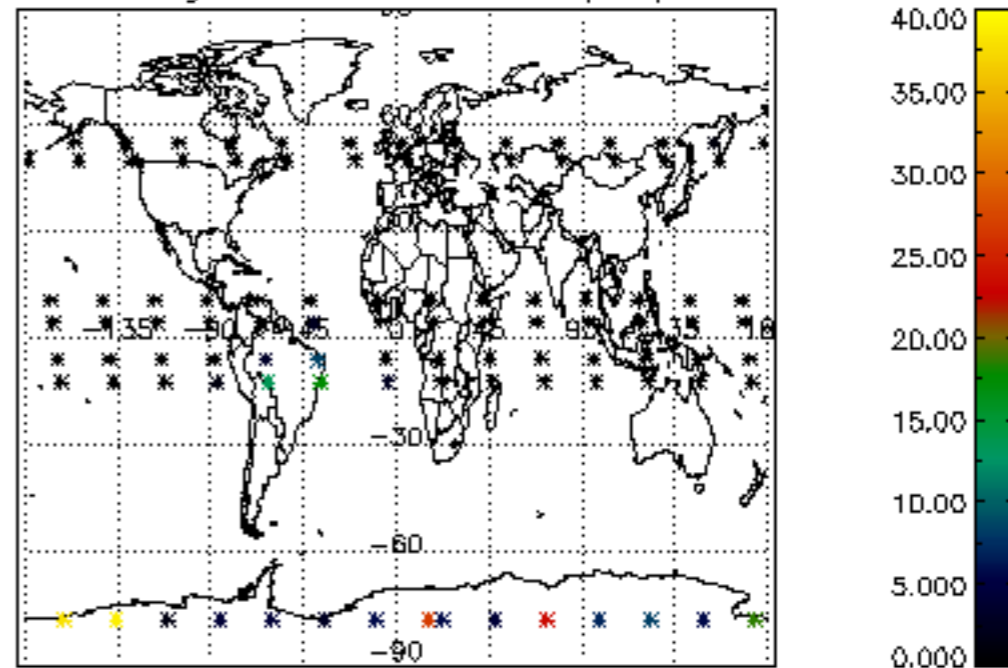
Percentage of datation errors per profile



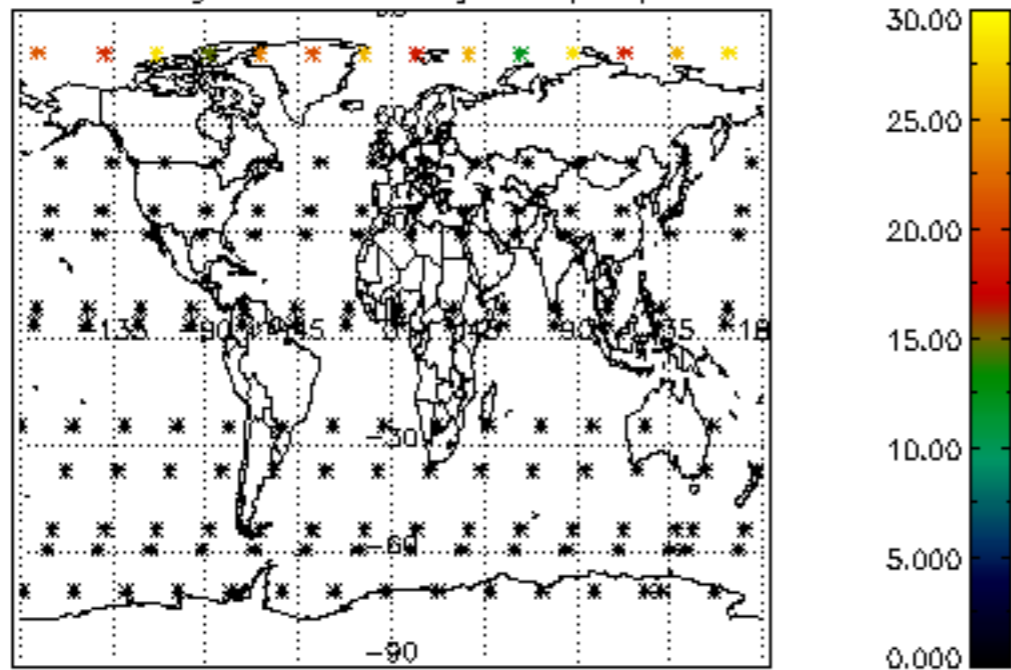
Percentage of star falling outside central band per profile



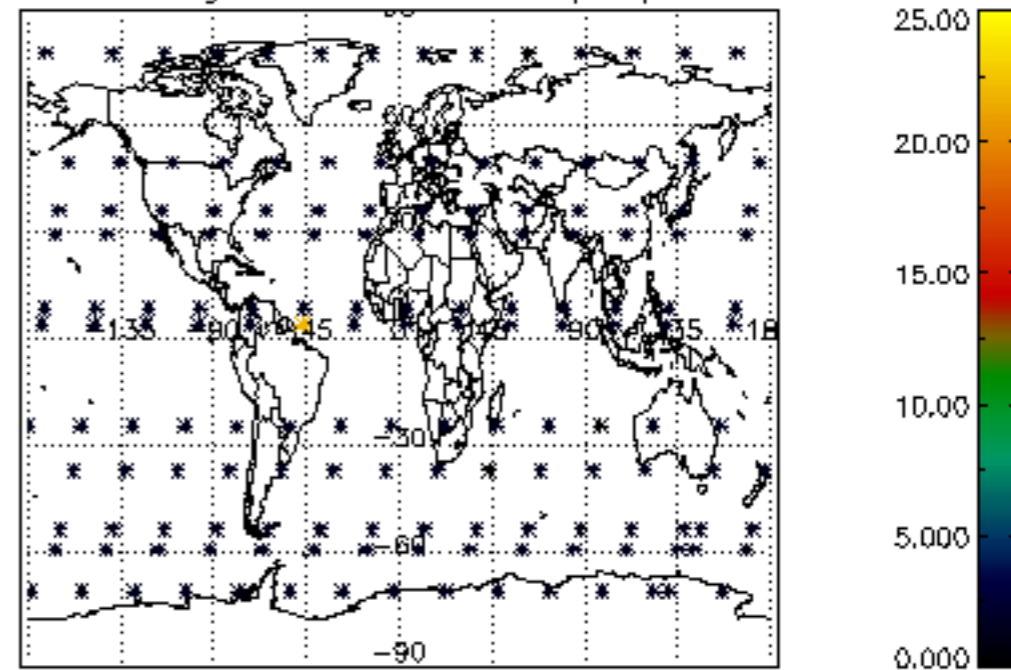
Percentage of saturation errors per profile



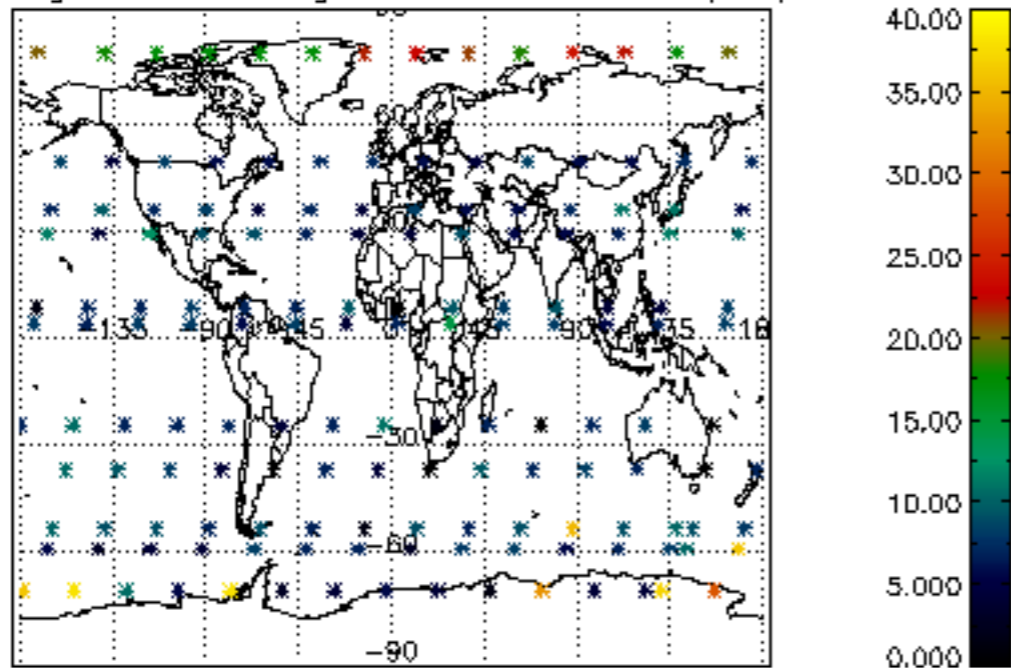
Percentage of cosmic ray hits per profile



Percentage of datation errors per profile



Percentage of star falling outside central band per profile



Percentage of saturation errors per profile

