

GOMOS Level 2 Daily Report

SUMMARY

[1. General Info](#)

[2. Summary of processed GOM_NL_2P products](#)

[3. Level 2 Quality information per product](#)

[3.1 Plot of level 2 quality information per product \(time dependant\)](#)

[3.2 Plot of level 2 quality information per product \(world map\)](#)

[4. Level 1 Quality information per product \(stored on level 2 products\)](#)

[4.1 Plot of level 1 quality information per product \(time dependant\)](#)

[4.1.1 Plot of level 1 quality information per product \(time dependant\): ASCENDING](#)

[4.1.2 Plot of level 1 quality information per product \(time dependant\): DESCENDING](#)

[4.2 Plot of level 1 quality information per product \(world map\)](#)

[4.2.1 Plot of level 1 quality information per product \(world map\): ASCENDING](#)

[4.2.2 Plot of level 1 quality information per product \(world map\): DESCENDING](#)

[5. Ozone profiles based on quality statistics and other trace gas profiles](#)

[5.1 Ozone statistics based on quality of products](#)

[5.2 Plot ozone profiles for all STD \(dark without errors\)](#)

[5.3 Plot ozone profiles where STD < 20% \(dark without errors\)](#)

[5.4. Plot ozone profiles where STD < 10% \(dark without errors\)](#)

[5.5. Plot ozone profiles where STD < 5% \(dark without errors\)](#)

[5.6 Plot NO2 profiles for all STD \(dark without errors\)](#)

[5.7 Plot NO3 profiles for all STD \(dark without errors\)](#)

[5.8 Plot H2O profiles \(only for occultations of stars 1,2,3,4,13,14,16,26,63 dark without errors\) for all STD](#)

[6. Auxiliary Data Files used for the production reported in section 2](#)

This report presents the daily analysis on parameters extracted from GOMOS level 2 data (GOM_NL__2P). It is intended to monitor some important parameters that will impact the quality of these products. A list of level 2 products (and content) that have arrived during the reporting day to the PCF is also given.

Item	Value
Time of report generation	23APR2013 08:54:52
Data source version	GOMOS/6.01
Start time of products	23-10-2007 (23OCT2007 00:00:00)
Stop time of products	24-10-2007 (24OCT2007 00:00:00)
Store outputs in DB	Yes
Nb of level 2 prods	278
Nb of prods with errors	0

2. Summary of processed GOM_NL__2P products.

Nr	Filename	UTC Start time	Limb	Duration	Star Id	Star Name	Star Mag	Star Temp	Nb Meas	Orbit	Prod. error
1	GOM_NL__2PRFIN20071023_000106_000000412062_00403_29515_6879.N1	23-OCT-2007 00:01:06	Dark	40.500	46	Del Vel	1.9540	10600.	81	29515	No
2	GOM_NL__2PRFIN20071023_000303_000000382062_00403_29515_6880.N1	23-OCT-2007 00:03:03	Dark	37.500	29	Bet Car	1.6720	10200.	75	29515	No
3	GOM_NL__2PRFIN20071023_000712_000000492062_00403_29515_6881.N1	23-OCT-2007 00:07:12	Dark	48.500	2	Alp Car	-0.73600	7000.0	97	29515	No
4	GOM_NL__2PRFIN20071023_001406_000000392062_00403_29515_6882.N1	23-OCT-2007 00:14:06	Dark	39.000	143	Alp Hyi	2.8570	7200.0	78	29515	No
5	GOM_NL__2PRFIN20071023_001531_000000432062_00403_29515_6883.N1	23-OCT-2007 00:15:31	Dark	43.000	9	Alp Eri	0.45300	24000.	86	29515	No
6	GOM_NL__2PRFIN20071023_001825_000000442062_00403_29515_6884.N1	23-OCT-2007 00:18:25	Straylight	44.000	157	The1Eri	2.9060	9300.0	88	29515	No
7	GOM_NL__2PRFIN20071023_002657_000000442062_00403_29515_6885.N1	23-OCT-2007 00:26:57	Straylight	44.000	52	16Bet Cet	2.0370	4500.0	88	29515	No
8	GOM_NL__2PRFIN20071023_003627_000000372062_00403_29515_6886.N1	23-OCT-2007 00:36:27	Bright	36.500	140	88Gam Peg	2.8340	26000.	73	29515	No
9	GOM_NL__2PRFIN20071023_004022_000000362062_00403_29515_6887.N1	23-OCT-2007 00:40:22	Bright	36.000	58	21Alp And	2.0730	11000.	72	29515	No
10	GOM_NL__2PRFIN20071023_004225_000000402062_00403_29515_6888.N1	23-OCT-2007 00:42:25	Bright	40.000	53	43Bet And	2.0480	3300.0	80	29515	No
11	GOM_NL__2PRFIN20071023_004808_000000352062_00403_29515_6889.N1	23-OCT-2007 00:48:08	Bright	35.000	68	18Alp Cas	2.2250	4500.0	70	29515	No
12	GOM_NL__2PRFIN20071023_004926_000000372062_00403_29515_6890.N1	23-OCT-2007 00:49:26	Bright	37.000	76	27Gam Cas	2.3000	30000.	74	29515	No
13	GOM_NL__2PRFIN20071023_005720_000000332062_00403_29515_6891.N1	23-OCT-2007 00:57:20	Bright	33.000	49	1Alp UMi	1.9900	6300.0	66	29515	No
14	GOM_NL__2PRFIN20071023_010043_000000362062_00403_29515_6892.N1	23-OCT-2007 01:00:43	Bright	36.000	60	7Bet UMi	2.0810	3950.0	72	29515	No
15	GOM_NL__2PRFIN20071023_010535_000000392062_00403_29515_6893.N1	23-OCT-2007 01:05:35	Bright	38.500	36	50Alp UMa	1.8000	6300.0	77	29515	No
16	GOM_NL__2PRFIN20071023_010710_000000372062_00403_29515_6894.N1	23-OCT-2007 01:07:10	Bright	37.000	82	48Bet UMa	2.3650	10600.	74	29515	No
17	GOM_NL__2PRFIN20071023_011040_000000342062_00403_29515_6895.N1	23-OCT-2007 01:10:40	Bright	34.000	174	52Psi UMa	3.0040	4400.0	68	29515	No
18	GOM_NL__2PRFIN20071023_011737_000000352062_00403_29515_6896.N1	23-OCT-2007 01:17:37	Bright	34.500	96	68Del Leo	2.5600	9300.0	69	29515	No
19	GOM_NL__2PRFIN20071023_013712_000000412062_00403_29515_6897.N1	23-OCT-2007 01:37:12	Dark	41.000	113	Mu Vel	2.6920	5000.0	82	29515	No
20	GOM_NL__2PRFIN20071023_013846_000000472062_00403_29515_6898.N1	23-OCT-2007 01:38:46	Dark	46.500	65	Lam Vel	2.2040	4400.0	93	29515	No
21	GOM_NL__2PRFIN20071023_014142_000000402062_00404_29516_6898.N1	23-OCT-2007 01:41:42	Dark	40.000	46	Del Vel	1.9540	10600.	80	29516	No
22	GOM_NL__2PRFIN20071023_014339_000000392062_00404_29516_6899.N1	23-OCT-2007 01:43:39	Dark	39.000	29	Bet Car	1.6720	10200.	78	29516	No
23	GOM_NL__2PRFIN20071023_014748_000000482062_00404_29516_6900.N1	23-OCT-2007 01:47:48	Dark	47.500	2	Alp Car	-0.73600	7000.0	95	29516	No
24	GOM_NL__2PRFIN20071023_015442_000000362062_00404_29516_6901.N1	23-OCT-2007 01:54:42	Dark	36.000	143	Alp Hyi	2.8570	7200.0	72	29516	No
25	GOM_NL__2PRFIN20071023_015607_000000502062_00404_29516_6902.N1	23-OCT-2007 01:56:07	Dark	50.000	9	Alp Eri	0.45300	24000.	100	29516	No
26	GOM_NL__2PRFIN20071023_015901_000000432062_00404_29516_6903.N1	23-OCT-2007 01:59:01	Straylight	42.500	157	The1Eri	2.9060	9300.0	85	29516	No
27	GOM_NL__2PRFIN20071023_020733_000000442062_00404_29516_6904.N1	23-OCT-2007 02:07:33	Straylight	44.000	52	16Bet Cet	2.0370	4500.0	88	29516	No
28	GOM_NL__2PRFIN20071023_021704_000000362062_00404_29516_6905.N1	23-OCT-2007 02:17:04	Bright	36.000	140	88Gam Peg	2.8340	26000.	72	29516	No
29	GOM_NL__2PRFIN20071023_022058_000000352062_00404_29516_6906.N1	23-OCT-2007 02:20:58	Bright	34.500	58	21Alp And	2.0730	11000.	69	29516	No
30	GOM_NL__2PRFIN20071023_022301_000000392062_00404_29516_6907.N1	23-OCT-2007 02:23:01	Bright	39.000	53	43Bet And	2.0480	3300.0	78	29516	No
31	GOM_NL__2PRFIN20071023_022844_000000372062_00404_29516_6908.N1	23-OCT-2007 02:28:44	Bright	36.500	68	18Alp Cas	2.2250	4500.0	73	29516	No
32	GOM_NL__2PRFIN20071023_023002_000000362062_00404_29516_6909.N1	23-OCT-2007 02:30:02	Bright	35.500	76	27Gam Cas	2.3000	30000.	71	29516	No
33	GOM_NL__2PRFIN20071023_023756_000000322062_00404_29516_6910.N1	23-OCT-2007 02:37:56	Bright	32.000	49	1Alp UMi	1.9900	6300.0	64	29516	No
34	GOM_NL__2PRFIN20071023_024119_000000362062_00404_29516_6911.N1	23-OCT-2007 02:41:19	Bright	35.500	60	7Bet UMi	2.0810	3950.0	71	29516	No
35	GOM_NL__2PRFIN20071023_024611_000000382062_00404_29516_6912.N1	23-OCT-2007 02:46:11	Bright	37.500	36	50Alp UMa	1.8000	6300.0	75	29516	No
36	GOM_NL__2PRFIN20071023_024745_000000542062_00404_29516_6913.N1	23-OCT-2007 02:47:45	Bright	54.000	82	48Bet UMa	2.3650	10600.	108	29516	No
37	GOM_NL__2PRFIN20071023_025116_000000362062_00404_29516_6914.N1	23-OCT-2007 02:51:16	Bright	35.500	174	52Psi UMa	3.0040	4400.0	71	29516	No
38	GOM_NL__2PRFIN20071023_025813_000000352062_00404_29516_6915.N1	23-OCT-2007 02:58:13	Bright	35.000	96	68Del Leo	2.5600	9300.0	70	29516	No
39	GOM_NL__2PRFIN20071023_031748_000000382062_00404_29516_6916.N1	23-OCT-2007 03:17:48	Dark	38.000	113	Mu Vel	2.6920	5000.0	76	29516	No
40	GOM_NL__2PRFIN20071023_031922_000000442062_00404_29516_6917.N1	23-OCT-2007 03:19:22	Dark	43.500	65	Lam Vel	2.2040	4400.0	87	29516	No
41	GOM_NL__2PRFIN20071023_032219_000000402062_00405_29517_6922.N1	23-OCT-2007 03:22:19	Dark	40.000	46	Del Vel	1.9540	10600.	80	29517	No
42	GOM_NL__2PRFIN20071023_032415_000000372062_00405_29517_6923.N1	23-OCT-2007 03:24:15	Dark	36.500	29	Bet Car	1.6720	10200.	73	29517	No

43	GOM_NL__2PRFIN20071023_032825_000000492062_00405_29517_6924.N1	23-OCT-2007 03:28:25	Dark	48.500	2	Alp Car	-0.73600	7000.0	97	29517	No
44	GOM_NL__2PRFIN20071023_033518_000000372062_00405_29517_6925.N1	23-OCT-2007 03:35:18	Dark	36.500	143	Alp Hyi	2.8570	7200.0	73	29517	No
45	GOM_NL__2PRFIN20071023_033643_000000412062_00405_29517_6926.N1	23-OCT-2007 03:36:43	Dark	40.500	9	Alp Eri	0.45300	24000.	81	29517	No
46	GOM_NL__2PRFIN20071023_033938_000000422062_00405_29517_6927.N1	23-OCT-2007 03:39:38	Straylight	41.500	157	The1Eri	2.9060	9300.0	83	29517	No
47	GOM_NL__2PRFIN20071023_034809_000000452062_00405_29517_6928.N1	23-OCT-2007 03:48:09	Straylight	45.000	52	16Bet Cet	2.0370	4500.0	90	29517	No
48	GOM_NL__2PRFIN20071023_035740_000000362062_00405_29517_6929.N1	23-OCT-2007 03:57:40	Bright	36.000	140	88Gam Peg	2.8340	26000.	72	29517	No
49	GOM_NL__2PRFIN20071023_040134_000000372062_00405_29517_6930.N1	23-OCT-2007 04:01:34	Bright	36.500	58	21Alp And	2.0730	11000.	73	29517	No
50	GOM_NL__2PRFIN20071023_040337_000000382062_00405_29517_6931.N1	23-OCT-2007 04:03:37	Bright	38.000	53	43Bet And	2.0480	3300.0	76	29517	No
51	GOM_NL__2PRFIN20071023_040920_000000372062_00405_29517_6932.N1	23-OCT-2007 04:09:20	Bright	36.500	68	18Alp Cas	2.2250	4500.0	73	29517	No
52	GOM_NL__2PRFIN20071023_041038_000000372062_00405_29517_6933.N1	23-OCT-2007 04:10:38	Bright	36.500	76	27Gam Cas	2.3000	30000.	73	29517	No
53	GOM_NL__2PRFIN20071023_041832_000000372062_00405_29517_6934.N1	23-OCT-2007 04:18:32	Bright	37.000	49	1Alp UMi	1.9900	6300.0	74	29517	No
54	GOM_NL__2PRFIN20071023_042155_000000372062_00405_29517_6935.N1	23-OCT-2007 04:21:55	Bright	36.500	60	7Bet UMi	2.0810	3950.0	73	29517	No
55	GOM_NL__2PRFIN20071023_042647_000000362062_00405_29517_6936.N1	23-OCT-2007 04:26:47	Bright	36.000	36	50Alp UMa	1.8000	6300.0	72	29517	No
56	GOM_NL__2PRFIN20071023_042822_000000392062_00405_29517_6937.N1	23-OCT-2007 04:28:22	Bright	38.500	82	48Bet UMa	2.3650	10600.	77	29517	No
57	GOM_NL__2PRFIN20071023_043152_000000362062_00405_29517_6938.N1	23-OCT-2007 04:31:52	Bright	35.500	174	52Psi UMa	3.0040	4400.0	71	29517	No
58	GOM_NL__2PRFIN20071023_043849_000000352062_00405_29517_6939.N1	23-OCT-2007 04:38:49	Bright	34.500	96	68Del Leo	2.5600	9300.0	69	29517	No
59	GOM_NL__2PRFIN20071023_045825_000000392062_00405_29517_6940.N1	23-OCT-2007 04:58:25	Dark	38.500	113	Mu Vel	2.6920	5000.0	77	29517	No
60	GOM_NL__2PRFIN20071023_045959_000000472062_00405_29517_6941.N1	23-OCT-2007 04:59:59	Dark	46.500	65	Lam Vel	2.2040	4400.0	93	29517	No
61	GOM_NL__2PRFIN20071023_050255_000000392062_00406_29518_6932.N1	23-OCT-2007 05:02:55	Dark	39.000	46	Del Vel	1.9540	10600.	78	29518	No
62	GOM_NL__2PRFIN20071023_050451_000000382062_00406_29518_6933.N1	23-OCT-2007 05:04:51	Dark	37.500	29	Bet Car	1.6720	10200.	75	29518	No
63	GOM_NL__2PRFIN20071023_050902_000000542062_00406_29518_6934.N1	23-OCT-2007 05:09:02	Dark	53.500	2	Alp Car	-0.73600	7000.0	107	29518	No
64	GOM_NL__2PRFIN20071023_051554_000000372062_00406_29518_6935.N1	23-OCT-2007 05:15:54	Dark	36.500	143	Alp Hyi	2.8570	7200.0	73	29518	No
65	GOM_NL__2PRFIN20071023_051719_000000372062_00406_29518_6936.N1	23-OCT-2007 05:17:19	Dark	37.000	9	Alp Eri	0.45300	24000.	74	29518	No
66	GOM_NL__2PRFIN20071023_052014_000000432062_00406_29518_6937.N1	23-OCT-2007 05:20:14	Straylight	42.500	157	The1Eri	2.9060	9300.0	85	29518	No
67	GOM_NL__2PRFIN20071023_052846_000000402062_00406_29518_6938.N1	23-OCT-2007 05:28:46	Straylight	39.500	52	16Bet Cet	2.0370	4500.0	79	29518	No
68	GOM_NL__2PRFIN20071023_053816_000000362062_00406_29518_6939.N1	23-OCT-2007 05:38:16	Bright	36.000	140	88Gam Peg	2.8340	26000.	72	29518	No
69	GOM_NL__2PRFIN20071023_054210_000000362062_00406_29518_6940.N1	23-OCT-2007 05:42:10	Bright	36.000	58	21Alp And	2.0730	11000.	72	29518	No
70	GOM_NL__2PRFIN20071023_054413_000000382062_00406_29518_6941.N1	23-OCT-2007 05:44:13	Bright	38.000	53	43Bet And	2.0480	3300.0	76	29518	No
71	GOM_NL__2PRFIN20071023_054956_000000352062_00406_29518_6942.N1	23-OCT-2007 05:49:56	Bright	35.000	68	18Alp Cas	2.2250	4500.0	70	29518	No
72	GOM_NL__2PRFIN20071023_055113_000000372062_00406_29518_6943.N1	23-OCT-2007 05:51:13	Bright	36.500	76	27Gam Cas	2.3000	30000.	73	29518	No
73	GOM_NL__2PRFIN20071023_055908_000000372062_00406_29518_6944.N1	23-OCT-2007 05:59:08	Bright	36.500	49	1Alp UMi	1.9900	6300.0	73	29518	No
74	GOM_NL__2PRFIN20071023_060231_000000372062_00406_29518_6945.N1	23-OCT-2007 06:02:31	Bright	37.000	60	7Bet UMi	2.0810	3950.0	74	29518	No
75	GOM_NL__2PRFIN20071023_060723_000000392062_00406_29518_6946.N1	23-OCT-2007 06:07:23	Bright	38.500	36	50Alp UMa	1.8000	6300.0	77	29518	No
76	GOM_NL__2PRFIN20071023_060858_000000362062_00406_29518_6947.N1	23-OCT-2007 06:08:58	Bright	35.500	82	48Bet UMa	2.3650	10600.	71	29518	No
77	GOM_NL__2PRFIN20071023_061227_000000352062_00406_29518_6948.N1	23-OCT-2007 06:12:27	Bright	35.000	174	52Psi UMa	3.0040	4400.0	70	29518	No
78	GOM_NL__2PRFIN20071023_061925_000000352062_00406_29518_6949.N1	23-OCT-2007 06:19:25	Bright	34.500	96	68Del Leo	2.5600	9300.0	69	29518	No
79	GOM_NL__2PRFIN20071023_063901_000000432062_00406_29518_6950.N1	23-OCT-2007 06:39:01	Dark	42.500	113	Mu Vel	2.6920	5000.0	85	29518	No
80	GOM_NL__2PRFIN20071023_064036_000000452062_00406_29518_6951.N1	23-OCT-2007 06:40:36	Dark	44.500	65	Lam Vel	2.2040	4400.0	89	29518	No
81	GOM_NL__2PRFIN20071023_064332_000000402062_00407_29519_6960.N1	23-OCT-2007 06:43:32	Dark	39.500	46	Del Vel	1.9540	10600.	79	29519	No
82	GOM_NL__2PRFIN20071023_064528_000000372062_00407_29519_6961.N1	23-OCT-2007 06:45:28	Dark	37.000	29	Bet Car	1.6720	10200.	74	29519	No
83	GOM_NL__2PRFIN20071023_064939_000000622062_00407_29519_6962.N1	23-OCT-2007 06:49:39	Dark	61.500	2	Alp Car	-0.73600	7000.0	123	29519	No
84	GOM_NL__2PRFIN20071023_065630_000000382062_00407_29519_6963.N1	23-OCT-2007 06:56:30	Dark	37.500	143	Alp Hyi	2.8570	7200.0	75	29519	No
85	GOM_NL__2PRFIN20071023_065756_000000472062_00407_29519_6964.N1	23-OCT-2007 06:57:56	Dark	46.500	9	Alp Eri	0.45300	24000.	93	29519	No
86	GOM_NL__2PRFIN20071023_070051_000000422062_00407_29519_6965.N1	23-OCT-2007 07:00:51	Straylight	41.500	157	The1Eri	2.9060	9300.0	83	29519	No
87	GOM_NL__2PRFIN20071023_070922_000000442062_00407_29519_6966.N1	23-OCT-2007 07:09:22	Straylight	44.000	52	16Bet Cet	2.0370	4500.0	88	29519	No
88	GOM_NL__2PRFIN20071023_071852_000000362062_00407_29519_6967.N1	23-OCT-2007 07:18:52	Bright	35.500	140	88Gam Peg	2.8340	26000.	71	29519	No
89	GOM_NL__2PRFIN20071023_072246_000000352062_00407_29519_6968.N1	23-OCT-2007 07:22:46	Bright	35.000	58	21Alp And	2.0730	11000.	70	29519	No
90	GOM_NL__2PRFIN20071023_072448_000000392062_00407_29519_6969.N1	23-OCT-2007 07:24:48	Bright	39.000	53	43Bet And	2.0480	3300.0	78	29519	No
91	GOM_NL__2PRFIN20071023_073032_000000382062_00407_29519_6970.N1	23-OCT-2007 07:30:32	Bright	37.500	68	18Alp Cas	2.2250	4500.0	75	29519	No
92	GOM_NL__2PRFIN20071023_073149_000000372062_00407_29519_6971.N1	23-OCT-2007 07:31:49	Bright	37.000	76	27Gam Cas	2.3000	30000.	74	29519	No
93	GOM_NL__2PRFIN20071023_073944_000000352062_00407_29519_6972.N1	23-OCT-2007 07:39:44	Bright	34.500	49	1Alp UMi	1.9900	6300.0	69	29519	No
94	GOM_NL__2PRFIN20071023_074307_000000362062_00407_29519_6973.N1	23-OCT-2007 07:43:07	Bright	36.000	60	7Bet UMi	2.0810	3950.0	72	29519	No
95	GOM_NL__2PRFIN20071023_074759_000000382062_00407_29519_6974.N1	23-OCT-2007 07:47:59	Bright	38.000	36	50Alp UMa	1.8000	6300.0	76	29519	No
96	GOM_NL__2PRFIN20071023_074934_000000372062_00407_29519_6975.N1	23-OCT-2007 07:49:34	Bright	36.500	82	48Bet UMa	2.3650	10600.	73	29519	No
97	GOM_NL__2PRFIN20071023_075304_000000542062_00407_29519_6976.N1	23-OCT-2007 07:53:04	Bright	54.000	174	52Psi UMa	3.0040	4400.0	108	29519	No
98	GOM_NL__2PRFIN20071023_080002_000000342062_00407_29519_6977.N1	23-OCT-2007 08:00:02	Bright	34.000	96	68Del Leo	2.5600	9300.0	68	29519	No
99	GOM_NL__2PRFIN20071023_081937_000000412062_00407_29519_6978.N1	23-OCT-2007 08:19:37	Dark	40.500	113	Mu Vel	2.6920	5000.0	81	29519	No
100	GOM_NL__2PRFIN20071023_082112_000000532062_00407_29519_6979.N1	23-OCT-2007 08:21:12	Dark	52.500	65	Lam Vel	2.2040	4400.0	105	29519	No
101	GOM_NL__2PRFIN20071023_082408_000000412062_00408_29520_6966.N1	23-OCT-2007 08:24:08	Dark	40.500	46	Del Vel	1.9540	10600.	81	29520	No

102	GOM_NL__2PRFIN20071023_082604_000000362062_00408_29520_6967.N1	23-OCT-2007 08:26:04	Dark	35.500	29	Bet Car	1.6720	10200.	71	29520	No
103	GOM_NL__2PRFIN20071023_083015_000000452062_00408_29520_6968.N1	23-OCT-2007 08:30:15	Dark	45.000	2	Alp Car	-0.73600	7000.0	90	29520	No
104	GOM_NL__2PRFIN20071023_083706_000000362062_00408_29520_6969.N1	23-OCT-2007 08:37:06	Dark	36.000	143	Alp Hyi	2.8570	7200.0	72	29520	No
105	GOM_NL__2PRFIN20071023_083832_000000472062_00408_29520_6970.N1	23-OCT-2007 08:38:32	Dark	46.500	9	Alp Eri	0.45300	24000.	93	29520	No
106	GOM_NL__2PRFIN20071023_084127_000000412062_00408_29520_6971.N1	23-OCT-2007 08:41:27	Straylight	40.500	157	The1Eri	2.9060	9300.0	81	29520	No
107	GOM_NL__2PRFIN20071023_084958_000000432062_00408_29520_6972.N1	23-OCT-2007 08:49:58	Straylight	43.000	52	16Bet Cet	2.0370	4500.0	86	29520	No
108	GOM_NL__2PRFIN20071023_085928_000000362062_00408_29520_6973.N1	23-OCT-2007 08:59:28	Bright	36.000	140	88Gam Peg	2.8340	26000.	72	29520	No
109	GOM_NL__2PRFIN20071023_090322_000000352062_00408_29520_6974.N1	23-OCT-2007 09:03:22	Bright	35.000	58	21Alp And	2.0730	11000.	70	29520	No
110	GOM_NL__2PRFIN20071023_090524_000000382062_00408_29520_6975.N1	23-OCT-2007 09:05:24	Bright	38.000	53	43Bet And	2.0480	3300.0	76	29520	No
111	GOM_NL__2PRFIN20071023_091108_000000362062_00408_29520_6976.N1	23-OCT-2007 09:11:08	Bright	36.000	68	18Alp Cas	2.2250	4500.0	72	29520	No
112	GOM_NL__2PRFIN20071023_091225_000000362062_00408_29520_6977.N1	23-OCT-2007 09:12:25	Bright	36.000	76	27Gam Cas	2.3000	30000.	72	29520	No
113	GOM_NL__2PRFIN20071023_092020_000000352062_00408_29520_6978.N1	23-OCT-2007 09:20:20	Bright	34.500	49	1Alp UMi	1.9900	6300.0	69	29520	No
114	GOM_NL__2PRFIN20071023_092344_000000352062_00408_29520_6979.N1	23-OCT-2007 09:23:44	Bright	34.500	60	7Bet UMi	2.0810	3950.0	69	29520	No
115	GOM_NL__2PRFIN20071023_092835_000000382062_00408_29520_6980.N1	23-OCT-2007 09:28:35	Bright	38.000	36	50Alp UMa	1.8000	6300.0	76	29520	No
116	GOM_NL__2PRFIN20071023_093009_000000362062_00408_29520_6981.N1	23-OCT-2007 09:30:09	Bright	36.000	82	48Bet UMa	2.3650	10600.	72	29520	No
117	GOM_NL__2PRFIN20071023_093340_000000342062_00408_29520_6982.N1	23-OCT-2007 09:33:40	Bright	34.000	174	52Psi UMa	3.0040	4400.0	68	29520	No
118	GOM_NL__2PRFIN20071023_094038_000000342062_00408_29520_6983.N1	23-OCT-2007 09:40:38	Bright	34.000	96	68Del Leo	2.5600	9300.0	68	29520	No
119	GOM_NL__2PRFIN20071023_100013_000000382062_00408_29520_6984.N1	23-OCT-2007 10:00:13	Dark	38.000	113	Mu Vel	2.6920	5000.0	76	29520	No
120	GOM_NL__2PRFIN20071023_100149_000000482062_00408_29520_6985.N1	23-OCT-2007 10:01:49	Dark	47.500	65	Lam Vel	2.2040	4400.0	95	29520	No
121	GOM_NL__2PRFIN20071023_100445_000000442062_00409_29521_6986.N1	23-OCT-2007 10:04:45	Dark	44.000	46	Del Vel	1.9540	10600.	88	29521	No
122	GOM_NL__2PRFIN20071023_100640_000000382062_00409_29521_6987.N1	23-OCT-2007 10:06:40	Dark	38.000	29	Bet Car	1.6720	10200.	76	29521	No
123	GOM_NL__2PRFIN20071023_101052_000000482062_00409_29521_6988.N1	23-OCT-2007 10:10:52	Dark	48.000	2	Alp Car	-0.73600	7000.0	96	29521	No
124	GOM_NL__2PRFIN20071023_101743_000000372062_00409_29521_6989.N1	23-OCT-2007 10:17:43	Dark	37.000	143	Alp Hyi	2.8570	7200.0	74	29521	No
125	GOM_NL__2PRFIN20071023_101908_000000502062_00409_29521_6990.N1	23-OCT-2007 10:19:08	Dark	49.500	9	Alp Eri	0.45300	24000.	99	29521	No
126	GOM_NL__2PRFIN20071023_102203_000000402062_00409_29521_6991.N1	23-OCT-2007 10:22:03	Straylight	40.000	157	The1Eri	2.9060	9300.0	80	29521	No
127	GOM_NL__2PRFIN20071023_103034_000000422062_00409_29521_6992.N1	23-OCT-2007 10:30:34	Straylight	42.000	52	16Bet Cet	2.0370	4500.0	84	29521	No
128	GOM_NL__2PRFIN20071023_104004_000000362062_00409_29521_6993.N1	23-OCT-2007 10:40:04	Bright	35.500	140	88Gam Peg	2.8340	26000.	71	29521	No
129	GOM_NL__2PRFIN20071023_104358_000000352062_00409_29521_6994.N1	23-OCT-2007 10:43:58	Bright	35.000	58	21Alp And	2.0730	11000.	70	29521	No
130	GOM_NL__2PRFIN20071023_104600_000000402062_00409_29521_6995.N1	23-OCT-2007 10:46:00	Bright	40.000	53	43Bet And	2.0480	3300.0	80	29521	No
131	GOM_NL__2PRFIN20071023_105143_000000372062_00409_29521_6996.N1	23-OCT-2007 10:51:43	Bright	36.500	68	18Alp Cas	2.2250	4500.0	73	29521	No
132	GOM_NL__2PRFIN20071023_105301_000000382062_00409_29521_6997.N1	23-OCT-2007 10:53:01	Bright	37.500	76	27Gam Cas	2.3000	30000.	75	29521	No
133	GOM_NL__2PRFIN20071023_110056_000000362062_00409_29521_6998.N1	23-OCT-2007 11:00:56	Bright	35.500	49	1Alp UMi	1.9900	6300.0	71	29521	No
134	GOM_NL__2PRFIN20071023_110420_000000352062_00409_29521_6999.N1	23-OCT-2007 11:04:20	Bright	35.000	60	7Bet UMi	2.0810	3950.0	70	29521	No
135	GOM_NL__2PRFIN20071023_110910_000000352062_00409_29521_7000.N1	23-OCT-2007 11:09:10	Bright	34.500	36	50Alp UMa	1.8000	6300.0	69	29521	No
136	GOM_NL__2PRFIN20071023_111045_000000382062_00409_29521_7001.N1	23-OCT-2007 11:10:45	Bright	38.000	82	48Bet UMa	2.3650	10600.	76	29521	No
137	GOM_NL__2PRFIN20071023_111416_000000362062_00409_29521_7002.N1	23-OCT-2007 11:14:16	Bright	36.000	174	52Psi UMa	3.0040	4400.0	72	29521	No
138	GOM_NL__2PRFIN20071023_114049_000000392062_00409_29521_7003.N1	23-OCT-2007 11:40:49	Dark	38.500	113	Mu Vel	2.6920	5000.0	77	29521	No
139	GOM_NL__2PRFIN20071023_114225_000000482062_00409_29521_7004.N1	23-OCT-2007 11:42:25	Dark	48.000	65	Lam Vel	2.2040	4400.0	96	29521	No
140	GOM_NL__2PRFIN20071023_114521_000000412062_00410_29522_6996.N1	23-OCT-2007 11:45:21	Dark	41.000	46	Del Vel	1.9540	10600.	82	29522	No
141	GOM_NL__2PRFIN20071023_114716_000000382062_00410_29522_6997.N1	23-OCT-2007 11:47:16	Dark	38.000	29	Bet Car	1.6720	10200.	76	29522	No
142	GOM_NL__2PRFIN20071023_115129_000000482062_00410_29522_6998.N1	23-OCT-2007 11:51:29	Dark	47.500	2	Alp Car	-0.73600	7000.0	95	29522	No
143	GOM_NL__2PRFIN20071023_115819_000000372062_00410_29522_6999.N1	23-OCT-2007 11:58:19	Dark	37.000	143	Alp Hyi	2.8570	7200.0	74	29522	No
144	GOM_NL__2PRFIN20071023_115944_000000402062_00410_29522_7000.N1	23-OCT-2007 11:59:44	Dark	40.000	9	Alp Eri	0.45300	24000.	80	29522	No
145	GOM_NL__2PRFIN20071023_120240_000000402062_00410_29522_7001.N1	23-OCT-2007 12:02:40	Straylight	40.000	157	The1Eri	2.9060	9300.0	80	29522	No
146	GOM_NL__2PRFIN20071023_121110_000000432062_00410_29522_7002.N1	23-OCT-2007 12:11:10	Straylight	43.000	52	16Bet Cet	2.0370	4500.0	86	29522	No
147	GOM_NL__2PRFIN20071023_122040_000000352062_00410_29522_7003.N1	23-OCT-2007 12:20:40	Bright	34.500	140	88Gam Peg	2.8340	26000.	69	29522	No
148	GOM_NL__2PRFIN20071023_122434_000000372062_00410_29522_7004.N1	23-OCT-2007 12:24:34	Bright	36.500	58	21Alp And	2.0730	11000.	73	29522	No
149	GOM_NL__2PRFIN20071023_122635_000000382062_00410_29522_7005.N1	23-OCT-2007 12:26:35	Bright	38.000	53	43Bet And	2.0480	3300.0	76	29522	No
150	GOM_NL__2PRFIN20071023_123219_000000382062_00410_29522_7006.N1	23-OCT-2007 12:32:19	Bright	37.500	68	18Alp Cas	2.2250	4500.0	75	29522	No
151	GOM_NL__2PRFIN20071023_123337_000000372062_00410_29522_7007.N1	23-OCT-2007 12:33:37	Bright	37.000	76	27Gam Cas	2.3000	30000.	74	29522	No
152	GOM_NL__2PRFIN20071023_124132_000000362062_00410_29522_7008.N1	23-OCT-2007 12:41:32	Bright	35.500	49	1Alp UMi	1.9900	6300.0	71	29522	No
153	GOM_NL__2PRFIN20071023_124456_000000372062_00410_29522_7009.N1	23-OCT-2007 12:44:56	Bright	36.500	60	7Bet UMi	2.0810	3950.0	73	29522	No
154	GOM_NL__2PRFIN20071023_124946_000000352062_00410_29522_7010.N1	23-OCT-2007 12:49:46	Bright	35.000	36	50Alp UMa	1.8000	6300.0	70	29522	No
155	GOM_NL__2PRFIN20071023_125121_000000362062_00410_29522_7011.N1	23-OCT-2007 12:51:21	Bright	35.500	82	48Bet UMa	2.3650	10600.	71	29522	No
156	GOM_NL__2PRFIN20071023_125452_000000352062_00410_29522_7012.N1	23-OCT-2007 12:54:52	Bright	35.000	174	52Psi UMa	3.0040	4400.0	70	29522	No
157	GOM_NL__2PRFIN20071023_130150_000000542062_00410_29522_7013.N1	23-OCT-2007 13:01:50	Bright	54.000	96	68Del Leo	2.5600	9300.0	108	29522	No
158	GOM_NL__2PRFIN20071023_132126_000000382062_00410_29522_7014.N1	23-OCT-2007 13:21:26	Dark	38.000	113	Mu Vel	2.6920	5000.0	76	29522	No
159	GOM_NL__2PRFIN20071023_132302_000000522062_00410_29522_7015.N1	23-OCT-2007 13:23:02	Dark	51.500	65	Lam Vel	2.2040	4400.0	103	29522	No
160	GOM_NL__2PRFIN20071023_132558_000000402062_00411_29523_7015.N1	23-OCT-2007 13:25:58	Dark	40.000	46	Del Vel	1.9540	10600.	80	29523	No

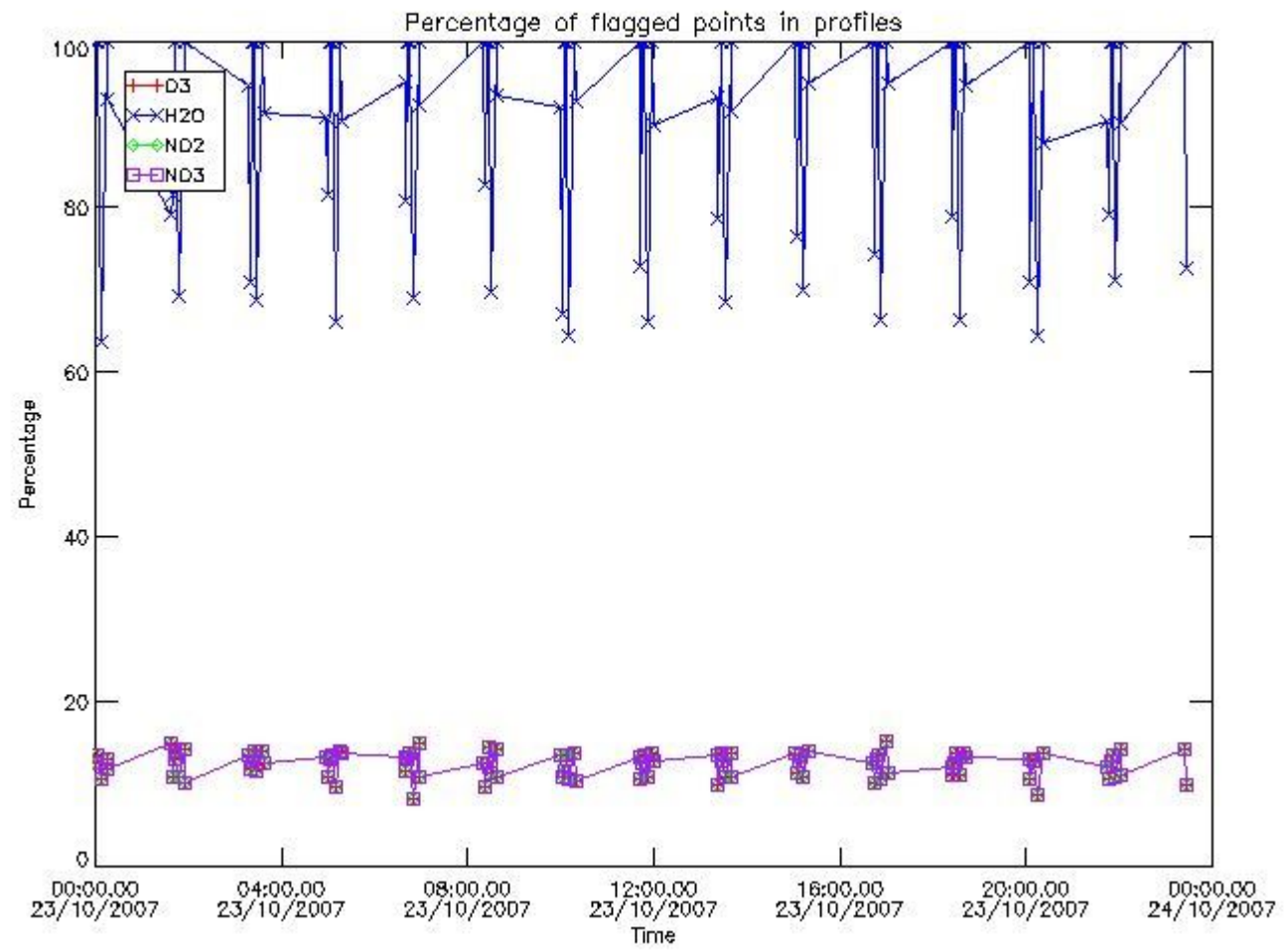
161	GOM_NL__2PRFIN20071023_132752_000000372062_00411_29523_7016.N1	23-OCT-2007 13:27:52	Dark	37.000	29	Bet Car	1.6720	10200.	74	29523	No
162	GOM_NL__2PRFIN20071023_133206_000000472062_00411_29523_7017.N1	23-OCT-2007 13:32:06	Dark	46.500	2	Alp Car	-0.73600	7000.0	93	29523	No
163	GOM_NL__2PRFIN20071023_133855_000000372062_00411_29523_7018.N1	23-OCT-2007 13:38:55	Dark	37.000	143	Alp Hyi	2.8570	7200.0	74	29523	No
164	GOM_NL__2PRFIN20071023_134020_000000482062_00411_29523_7019.N1	23-OCT-2007 13:40:20	Dark	47.500	9	Alp Eri	0.45300	24000.	95	29523	No
165	GOM_NL__2PRFIN20071023_134316_000000442062_00411_29523_7020.N1	23-OCT-2007 13:43:16	Straylight	43.500	157	The1Eri	2.9060	9300.0	87	29523	No
166	GOM_NL__2PRFIN20071023_135146_000000422062_00411_29523_7021.N1	23-OCT-2007 13:51:46	Straylight	42.000	52	16Bet Cet	2.0370	4500.0	84	29523	No
167	GOM_NL__2PRFIN20071023_140116_000000362062_00411_29523_7022.N1	23-OCT-2007 14:01:16	Bright	36.000	140	88Gam Peg	2.8340	26000.	72	29523	No
168	GOM_NL__2PRFIN20071023_140510_000000362062_00411_29523_7023.N1	23-OCT-2007 14:05:10	Bright	36.000	58	21Alp And	2.0730	11000.	72	29523	No
169	GOM_NL__2PRFIN20071023_140711_000000372062_00411_29523_7024.N1	23-OCT-2007 14:07:11	Bright	37.000	53	43Bet And	2.0480	3300.0	74	29523	No
170	GOM_NL__2PRFIN20071023_141255_000000372062_00411_29523_7025.N1	23-OCT-2007 14:12:55	Bright	36.500	68	18Alp Cas	2.2250	4500.0	73	29523	No
171	GOM_NL__2PRFIN20071023_141412_000000372062_00411_29523_7026.N1	23-OCT-2007 14:14:12	Bright	36.500	76	27Gam Cas	2.3000	30000.	73	29523	No
172	GOM_NL__2PRFIN20071023_142208_000000352062_00411_29523_7027.N1	23-OCT-2007 14:22:08	Bright	35.000	49	1Alp UMi	1.9900	6300.0	70	29523	No
173	GOM_NL__2PRFIN20071023_142532_000000362062_00411_29523_7028.N1	23-OCT-2007 14:25:32	Bright	35.500	60	7Bet UMi	2.0810	3950.0	71	29523	No
174	GOM_NL__2PRFIN20071023_143022_000000372062_00411_29523_7029.N1	23-OCT-2007 14:30:22	Bright	36.500	36	50Alp UMa	1.8000	6300.0	73	29523	No
175	GOM_NL__2PRFIN20071023_143157_000000362062_00411_29523_7030.N1	23-OCT-2007 14:31:57	Bright	35.500	82	48Bet UMa	2.3650	10600.	71	29523	No
176	GOM_NL__2PRFIN20071023_143528_000000542062_00411_29523_7031.N1	23-OCT-2007 14:35:28	Bright	54.000	174	52Psi UMa	3.0040	4400.0	108	29523	No
177	GOM_NL__2PRFIN20071023_144227_000000342062_00411_29523_7032.N1	23-OCT-2007 14:42:27	Bright	34.000	96	68Del Leo	2.5600	9300.0	68	29523	No
178	GOM_NL__2PRFIN20071023_150202_000000412062_00411_29523_7033.N1	23-OCT-2007 15:02:02	Dark	40.500	113	Mu Vel	2.6920	5000.0	81	29523	No
179	GOM_NL__2PRFIN20071023_150339_000000542062_00411_29523_7034.N1	23-OCT-2007 15:03:39	Dark	53.500	65	Lam Vel	2.2040	4400.0	107	29523	No
180	GOM_NL__2PRFIN20071023_150634_000000402062_00412_29524_7040.N1	23-OCT-2007 15:06:34	Dark	40.000	46	Del Vel	1.9540	10600.	80	29524	No
181	GOM_NL__2PRFIN20071023_150829_000000382062_00412_29524_7041.N1	23-OCT-2007 15:08:29	Dark	37.500	29	Bet Car	1.6720	10200.	75	29524	No
182	GOM_NL__2PRFIN20071023_151242_000000472062_00412_29524_7042.N1	23-OCT-2007 15:12:42	Dark	47.000	2	Alp Car	-0.73600	7000.0	94	29524	No
183	GOM_NL__2PRFIN20071023_151931_000000372062_00412_29524_7043.N1	23-OCT-2007 15:19:31	Dark	36.500	143	Alp Hyi	2.8570	7200.0	73	29524	No
184	GOM_NL__2PRFIN20071023_152056_000000402062_00412_29524_7044.N1	23-OCT-2007 15:20:56	Dark	40.000	9	Alp Eri	0.45300	24000.	80	29524	No
185	GOM_NL__2PRFIN20071023_152352_000000432062_00412_29524_7045.N1	23-OCT-2007 15:23:52	Straylight	42.500	157	The1Eri	2.9060	9300.0	85	29524	No
186	GOM_NL__2PRFIN20071023_153222_000000412062_00412_29524_7046.N1	23-OCT-2007 15:32:22	Straylight	40.500	52	16Bet Cet	2.0370	4500.0	81	29524	No
187	GOM_NL__2PRFIN20071023_154152_000000352062_00412_29524_7047.N1	23-OCT-2007 15:41:52	Bright	34.500	140	88Gam Peg	2.8340	26000.	69	29524	No
188	GOM_NL__2PRFIN20071023_154546_000000362062_00412_29524_7048.N1	23-OCT-2007 15:45:46	Bright	36.000	58	21Alp And	2.0730	11000.	72	29524	No
189	GOM_NL__2PRFIN20071023_154747_000000382062_00412_29524_7049.N1	23-OCT-2007 15:47:47	Bright	37.500	53	43Bet And	2.0480	3300.0	75	29524	No
190	GOM_NL__2PRFIN20071023_155331_000000362062_00412_29524_7050.N1	23-OCT-2007 15:53:31	Bright	35.500	68	18Alp Cas	2.2250	4500.0	71	29524	No
191	GOM_NL__2PRFIN20071023_155448_000000362062_00412_29524_7051.N1	23-OCT-2007 15:54:48	Bright	35.500	76	27Gam Cas	2.3000	30000.	71	29524	No
192	GOM_NL__2PRFIN20071023_160244_000000362062_00412_29524_7052.N1	23-OCT-2007 16:02:44	Bright	35.500	49	1Alp UMi	1.9900	6300.0	71	29524	No
193	GOM_NL__2PRFIN20071023_160608_000000372062_00412_29524_7053.N1	23-OCT-2007 16:06:08	Bright	36.500	60	7Bet UMi	2.0810	3950.0	73	29524	No
194	GOM_NL__2PRFIN20071023_161058_000000382062_00412_29524_7054.N1	23-OCT-2007 16:10:58	Bright	38.000	36	50Alp UMa	1.8000	6300.0	76	29524	No
195	GOM_NL__2PRFIN20071023_161233_000000382062_00412_29524_7055.N1	23-OCT-2007 16:12:33	Bright	38.000	82	48Bet UMa	2.3650	10600.	76	29524	No
196	GOM_NL__2PRFIN20071023_161604_000000362062_00412_29524_7056.N1	23-OCT-2007 16:16:04	Bright	35.500	174	52Psi UMa	3.0040	4400.0	71	29524	No
197	GOM_NL__2PRFIN20071023_162302_000000352062_00412_29524_7057.N1	23-OCT-2007 16:23:02	Bright	34.500	96	68Del Leo	2.5600	9300.0	69	29524	No
198	GOM_NL__2PRFIN20071023_164238_000000412062_00412_29524_7058.N1	23-OCT-2007 16:42:38	Dark	41.000	113	Mu Vel	2.6920	5000.0	82	29524	No
199	GOM_NL__2PRFIN20071023_164415_000000552062_00412_29524_7059.N1	23-OCT-2007 16:44:15	Dark	55.000	65	Lam Vel	2.2040	4400.0	110	29524	No
200	GOM_NL__2PRFIN20071023_164711_000000402062_00413_29525_7050.N1	23-OCT-2007 16:47:11	Dark	39.500	46	Del Vel	1.9540	10600.	79	29525	No
201	GOM_NL__2PRFIN20071023_164905_000000382062_00413_29525_7051.N1	23-OCT-2007 16:49:05	Dark	37.500	29	Bet Car	1.6720	10200.	75	29525	No
202	GOM_NL__2PRFIN20071023_165319_000000482062_00413_29525_7052.N1	23-OCT-2007 16:53:19	Dark	48.000	2	Alp Car	-0.73600	7000.0	96	29525	No
203	GOM_NL__2PRFIN20071023_170007_000000372062_00413_29525_7053.N1	23-OCT-2007 17:00:07	Dark	37.000	143	Alp Hyi	2.8570	7200.0	74	29525	No
204	GOM_NL__2PRFIN20071023_170132_000000492062_00413_29525_7054.N1	23-OCT-2007 17:01:32	Dark	49.000	9	Alp Eri	0.45300	24000.	98	29525	No
205	GOM_NL__2PRFIN20071023_170429_000000442062_00413_29525_7055.N1	23-OCT-2007 17:04:29	Straylight	43.500	157	The1Eri	2.9060	9300.0	87	29525	No
206	GOM_NL__2PRFIN20071023_171258_000000442062_00413_29525_7056.N1	23-OCT-2007 17:12:58	Straylight	43.500	52	16Bet Cet	2.0370	4500.0	87	29525	No
207	GOM_NL__2PRFIN20071023_172228_000000342062_00413_29525_7057.N1	23-OCT-2007 17:22:28	Bright	34.000	140	88Gam Peg	2.8340	26000.	68	29525	No
208	GOM_NL__2PRFIN20071023_172622_000000362062_00413_29525_7058.N1	23-OCT-2007 17:26:22	Bright	36.000	58	21Alp And	2.0730	11000.	72	29525	No
209	GOM_NL__2PRFIN20071023_172823_000000392062_00413_29525_7059.N1	23-OCT-2007 17:28:23	Bright	38.500	53	43Bet And	2.0480	3300.0	77	29525	No
210	GOM_NL__2PRFIN20071023_173407_000000372062_00413_29525_7060.N1	23-OCT-2007 17:34:07	Bright	37.000	68	18Alp Cas	2.2250	4500.0	74	29525	No
211	GOM_NL__2PRFIN20071023_173524_000000362062_00413_29525_7061.N1	23-OCT-2007 17:35:24	Bright	36.000	76	27Gam Cas	2.3000	30000.	72	29525	No
212	GOM_NL__2PRFIN20071023_174320_000000372062_00413_29525_7062.N1	23-OCT-2007 17:43:20	Bright	37.000	49	1Alp UMi	1.9900	6300.0	74	29525	No
213	GOM_NL__2PRFIN20071023_174644_000000382062_00413_29525_7063.N1	23-OCT-2007 17:46:44	Bright	37.500	60	7Bet UMi	2.0810	3950.0	75	29525	No
214	GOM_NL__2PRFIN20071023_175134_000000382062_00413_29525_7064.N1	23-OCT-2007 17:51:34	Bright	38.000	36	50Alp UMa	1.8000	6300.0	76	29525	No
215	GOM_NL__2PRFIN20071023_175309_000000352062_00413_29525_7065.N1	23-OCT-2007 17:53:09	Bright	34.500	82	48Bet UMa	2.3650	10600.	69	29525	No
216	GOM_NL__2PRFIN20071023_175640_000000372062_00413_29525_7066.N1	23-OCT-2007 17:56:40	Bright	36.500	174	52Psi UMa	3.0040	4400.0	73	29525	No
217	GOM_NL__2PRFIN20071023_180339_000000352062_00413_29525_7067.N1	23-OCT-2007 18:03:39	Bright	34.500	96	68Del Leo	2.5600	9300.0	69	29525	No
218	GOM_NL__2PRFIN20071023_182314_000000422062_00413_29525_7068.N1	23-OCT-2007 18:23:14	Dark	42.000	113	Mu Vel	2.6920	5000.0	84	29525	No
219	GOM_NL__2PRFIN20071023_182452_000000462062_00413_29525_7069.N1	23-OCT-2007 18:24:52	Dark	45.500	65	Lam Vel	2.2040	4400.0	91	29525	No

220	GOM_NL__2PRFIN20071023_182748_000000412062_00414_29526_7072.N1	23-OCT-2007 18:27:48	Dark	41.000	46	Del Vel	1.9540	10600.	82	29526	No
221	GOM_NL__2PRFIN20071023_182941_000000372062_00414_29526_7073.N1	23-OCT-2007 18:29:41	Dark	37.000	29	Bet Car	1.6720	10200.	74	29526	No
222	GOM_NL__2PRFIN20071023_183356_000000512062_00414_29526_7074.N1	23-OCT-2007 18:33:56	Dark	51.000	2	Alp Car	-0.73600	7000.0	102	29526	No
223	GOM_NL__2PRFIN20071023_184044_000000372062_00414_29526_7075.N1	23-OCT-2007 18:40:44	Dark	37.000	143	Alp Hyi	2.8570	7200.0	74	29526	No
224	GOM_NL__2PRFIN20071023_184209_000000382062_00414_29526_7076.N1	23-OCT-2007 18:42:09	Dark	38.000	9	Alp Eri	0.45300	24000.	76	29526	No
225	GOM_NL__2PRFIN20071023_184505_000000422062_00414_29526_7077.N1	23-OCT-2007 18:45:05	Straylight	41.500	157	The1Eri	2.9060	9300.0	83	29526	No
226	GOM_NL__2PRFIN20071023_185334_000000432062_00414_29526_7078.N1	23-OCT-2007 18:53:34	Straylight	43.000	52	16Bet Cet	2.0370	4500.0	86	29526	No
227	GOM_NL__2PRFIN20071023_190304_000000342062_00414_29526_7079.N1	23-OCT-2007 19:03:04	Bright	33.500	140	88Gam Peg	2.8340	26000.	67	29526	No
228	GOM_NL__2PRFIN20071023_190658_000000352062_00414_29526_7080.N1	23-OCT-2007 19:06:58	Bright	35.000	58	21Alp And	2.0730	11000.	70	29526	No
229	GOM_NL__2PRFIN20071023_190859_000000372062_00414_29526_7081.N1	23-OCT-2007 19:08:59	Bright	37.000	53	43Bet And	2.0480	3300.0	74	29526	No
230	GOM_NL__2PRFIN20071023_191443_000000382062_00414_29526_7082.N1	23-OCT-2007 19:14:43	Bright	37.500	68	18Alp Cas	2.2250	4500.0	75	29526	No
231	GOM_NL__2PRFIN20071023_191600_000000372062_00414_29526_7083.N1	23-OCT-2007 19:16:00	Bright	37.000	76	27Gam Cas	2.3000	30000.	74	29526	No
232	GOM_NL__2PRFIN20071023_192356_000000362062_00414_29526_7084.N1	23-OCT-2007 19:23:56	Bright	35.500	49	1Alp UMi	1.9900	6300.0	71	29526	No
233	GOM_NL__2PRFIN20071023_192720_000000362062_00414_29526_7085.N1	23-OCT-2007 19:27:20	Bright	36.000	60	7Bet UMi	2.0810	3950.0	72	29526	No
234	GOM_NL__2PRFIN20071023_193210_000000392062_00414_29526_7086.N1	23-OCT-2007 19:32:10	Bright	39.000	36	50Alp UMa	1.8000	6300.0	78	29526	No
235	GOM_NL__2PRFIN20071023_193345_000000422062_00414_29526_7087.N1	23-OCT-2007 19:33:45	Bright	41.500	82	48Bet UMa	2.3650	10600.	83	29526	No
236	GOM_NL__2PRFIN20071023_193716_000000362062_00414_29526_7088.N1	23-OCT-2007 19:37:16	Bright	36.000	174	52Psi UMa	3.0040	4400.0	72	29526	No
237	GOM_NL__2PRFIN20071023_194415_000000412062_00414_29526_7089.N1	23-OCT-2007 19:44:15	Bright	40.500	96	68Del Leo	2.5600	9300.0	81	29526	No
238	GOM_NL__2PRFIN20071023_200351_000000402062_00414_29526_7090.N1	23-OCT-2007 20:03:51	Dark	39.500	113	Mu Vel	2.6920	5000.0	79	29526	No
239	GOM_NL__2PRFIN20071023_200529_000000492062_00414_29526_7091.N1	23-OCT-2007 20:05:29	Dark	48.500	65	Lam Vel	2.2040	4400.0	97	29526	No
240	GOM_NL__2PRFIN20071023_201017_000000402062_00415_29527_7122.N1	23-OCT-2007 20:10:17	Dark	40.000	29	Bet Car	1.6720	10200.	80	29527	No
241	GOM_NL__2PRFIN20071023_201433_000000602062_00415_29527_7123.N1	23-OCT-2007 20:14:33	Dark	59.500	2	Alp Car	-0.73600	7000.0	119	29527	No
242	GOM_NL__2PRFIN20071023_202120_000000372062_00415_29527_7124.N1	23-OCT-2007 20:21:20	Dark	37.000	143	Alp Hyi	2.8570	7200.0	74	29527	No
243	GOM_NL__2PRFIN20071023_202245_000000372062_00415_29527_7125.N1	23-OCT-2007 20:22:45	Dark	37.000	9	Alp Eri	0.45300	24000.	74	29527	No
244	GOM_NL__2PRFIN20071023_202542_000000412062_00415_29527_7126.N1	23-OCT-2007 20:25:42	Straylight	40.500	157	The1Eri	2.9060	9300.0	81	29527	No
245	GOM_NL__2PRFIN20071023_203410_000000432062_00415_29527_7127.N1	23-OCT-2007 20:34:10	Straylight	42.500	52	16Bet Cet	2.0370	4500.0	85	29527	No
246	GOM_NL__2PRFIN20071023_204340_000000352062_00415_29527_7128.N1	23-OCT-2007 20:43:40	Bright	35.000	140	88Gam Peg	2.8340	26000.	70	29527	No
247	GOM_NL__2PRFIN20071023_204734_000000372062_00415_29527_7129.N1	23-OCT-2007 20:47:34	Bright	36.500	58	21Alp And	2.0730	11000.	73	29527	No
248	GOM_NL__2PRFIN20071023_204934_000000392062_00415_29527_7130.N1	23-OCT-2007 20:49:34	Bright	38.500	53	43Bet And	2.0480	3300.0	77	29527	No
249	GOM_NL__2PRFIN20071023_205518_000000372062_00415_29527_7131.N1	23-OCT-2007 20:55:18	Bright	37.000	68	18Alp Cas	2.2250	4500.0	74	29527	No
250	GOM_NL__2PRFIN20071023_205636_000000372062_00415_29527_7132.N1	23-OCT-2007 20:56:36	Bright	36.500	76	27Gam Cas	2.3000	30000.	73	29527	No
251	GOM_NL__2PRFIN20071023_210431_000000362062_00415_29527_7133.N1	23-OCT-2007 21:04:31	Bright	36.000	49	1Alp UMi	1.9900	6300.0	72	29527	No
252	GOM_NL__2PRFIN20071023_210757_000000362062_00415_29527_7134.N1	23-OCT-2007 21:07:57	Bright	36.000	60	7Bet UMi	2.0810	3950.0	72	29527	No
253	GOM_NL__2PRFIN20071023_211246_000000342062_00415_29527_7135.N1	23-OCT-2007 21:12:46	Bright	34.000	36	50Alp UMa	1.8000	6300.0	68	29527	No
254	GOM_NL__2PRFIN20071023_211421_000000542062_00415_29527_7136.N1	23-OCT-2007 21:14:21	Bright	54.000	82	48Bet UMa	2.3650	10600.	108	29527	No
255	GOM_NL__2PRFIN20071023_211752_000000542062_00415_29527_7137.N1	23-OCT-2007 21:17:52	Bright	54.000	174	52Psi UMa	3.0040	4400.0	108	29527	No
256	GOM_NL__2PRFIN20071023_212451_000000352062_00415_29527_7138.N1	23-OCT-2007 21:24:51	Bright	35.000	96	68Del Leo	2.5600	9300.0	70	29527	No
257	GOM_NL__2PRFIN20071023_214427_000000422062_00415_29527_7139.N1	23-OCT-2007 21:44:27	Dark	42.000	113	Mu Vel	2.6920	5000.0	84	29527	No
258	GOM_NL__2PRFIN20071023_214605_000000482062_00415_29527_7140.N1	23-OCT-2007 21:46:05	Dark	48.000	65	Lam Vel	2.2040	4400.0	96	29527	No
259	GOM_NL__2PRFIN20071023_214901_000000402062_00416_29528_7130.N1	23-OCT-2007 21:49:01	Dark	40.000	46	Del Vel	1.9540	10600.	80	29528	No
260	GOM_NL__2PRFIN20071023_215054_000000382062_00416_29528_7131.N1	23-OCT-2007 21:50:54	Dark	38.000	29	Bet Car	1.6720	10200.	76	29528	No
261	GOM_NL__2PRFIN20071023_215509_000000472062_00416_29528_7132.N1	23-OCT-2007 21:55:09	Dark	47.000	2	Alp Car	-0.73600	7000.0	94	29528	No
262	GOM_NL__2PRFIN20071023_220156_000000362062_00416_29528_7133.N1	23-OCT-2007 22:01:56	Dark	36.000	143	Alp Hyi	2.8570	7200.0	72	29528	No
263	GOM_NL__2PRFIN20071023_220321_000000462062_00416_29528_7134.N1	23-OCT-2007 22:03:21	Dark	46.000	9	Alp Eri	0.45300	24000.	92	29528	No
264	GOM_NL__2PRFIN20071023_220618_000000442062_00416_29528_7135.N1	23-OCT-2007 22:06:18	Straylight	44.000	157	The1Eri	2.9060	9300.0	88	29528	No
265	GOM_NL__2PRFIN20071023_221446_000000442062_00416_29528_7136.N1	23-OCT-2007 22:14:46	Straylight	44.000	52	16Bet Cet	2.0370	4500.0	88	29528	No
266	GOM_NL__2PRFIN20071023_222416_000000362062_00416_29528_7137.N1	23-OCT-2007 22:24:16	Bright	36.000	140	88Gam Peg	2.8340	26000.	72	29528	No
267	GOM_NL__2PRFIN20071023_222810_000000372062_00416_29528_7138.N1	23-OCT-2007 22:28:10	Bright	37.000	58	21Alp And	2.0730	11000.	74	29528	No
268	GOM_NL__2PRFIN20071023_223010_000000392062_00416_29528_7139.N1	23-OCT-2007 22:30:10	Bright	39.000	53	43Bet And	2.0480	3300.0	78	29528	No
269	GOM_NL__2PRFIN20071023_223554_000000362062_00416_29528_7140.N1	23-OCT-2007 22:35:54	Bright	36.000	68	18Alp Cas	2.2250	4500.0	72	29528	No
270	GOM_NL__2PRFIN20071023_223711_000000372062_00416_29528_7141.N1	23-OCT-2007 22:37:11	Bright	36.500	76	27Gam Cas	2.3000	30000.	73	29528	No
271	GOM_NL__2PRFIN20071023_224507_000000362062_00416_29528_7142.N1	23-OCT-2007 22:45:07	Bright	36.000	49	1Alp UMi	1.9900	6300.0	72	29528	No
272	GOM_NL__2PRFIN20071023_224833_000000372062_00416_29528_7143.N1	23-OCT-2007 22:48:33	Bright	37.000	60	7Bet UMi	2.0810	3950.0	74	29528	No
273	GOM_NL__2PRFIN20071023_225322_000000382062_00416_29528_7144.N1	23-OCT-2007 22:53:22	Bright	37.500	36	50Alp UMa	1.8000	6300.0	75	29528	No
274	GOM_NL__2PRFIN20071023_225457_000000352062_00416_29528_7145.N1	23-OCT-2007 22:54:57	Bright	34.500	82	48Bet UMa	2.3650	10600.	69	29528	No
275	GOM_NL__2PRFIN20071023_225828_000000542062_00416_29528_7146.N1	23-OCT-2007 22:58:28	Bright	54.000	174	52Psi UMa	3.0040	4400.0	108	29528	No
276	GOM_NL__2PRFIN20071023_230527_000000352062_00416_29528_7147.N1	23-OCT-2007 23:05:27	Bright	34.500	96	68Del Leo	2.5600	9300.0	69	29528	No
277	GOM_NL__2PRFIN20071023_232503_000000402062_00416_29528_7148.N1	23-OCT-2007 23:25:03	Dark	39.500	113	Mu Vel	2.6920	5000.0	79	29528	No
278	GOM_NL__2PRFIN20071023_232642_000000522062_00416_29528_7149.N1	23-OCT-2007 23:26:42	Dark	51.500	65	Lam Vel	2.2040	4400.0	103	29528	No

3. Quality information per product

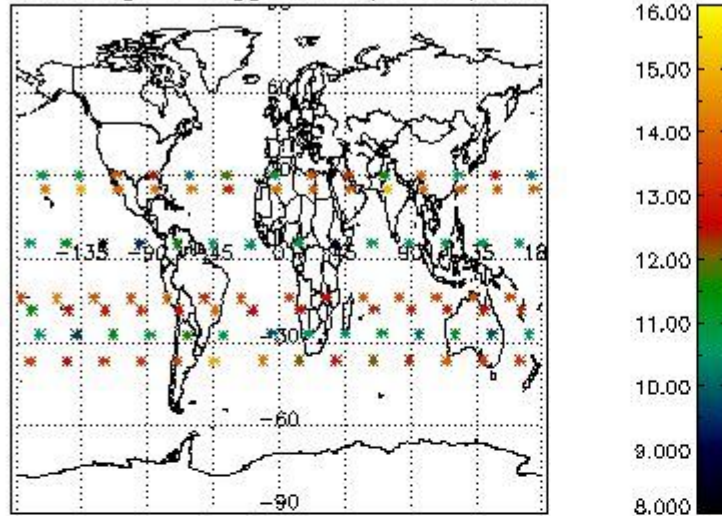
In this section it is plotted some information contained in the Quality Summary data set of the level 2 products. Only products in dark limb conditions and without errors (error flag in the MPH set to "0") are used.

3.1 Plot quality information per product (time dependant)

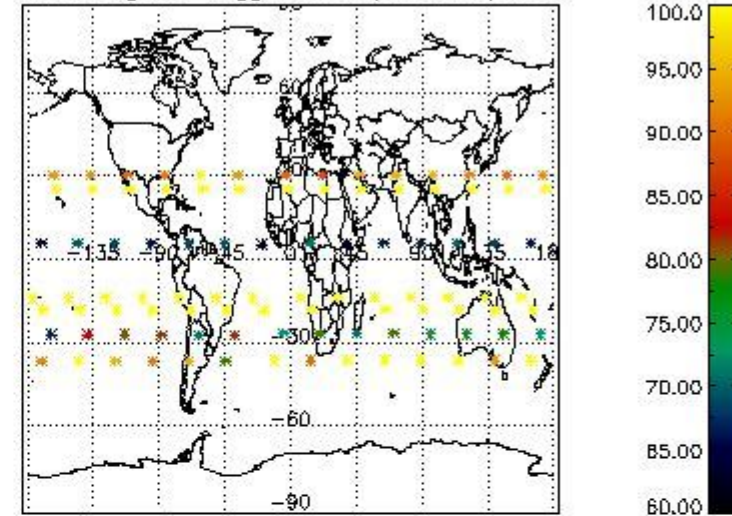


3.2 Plot quality information per product (world map)

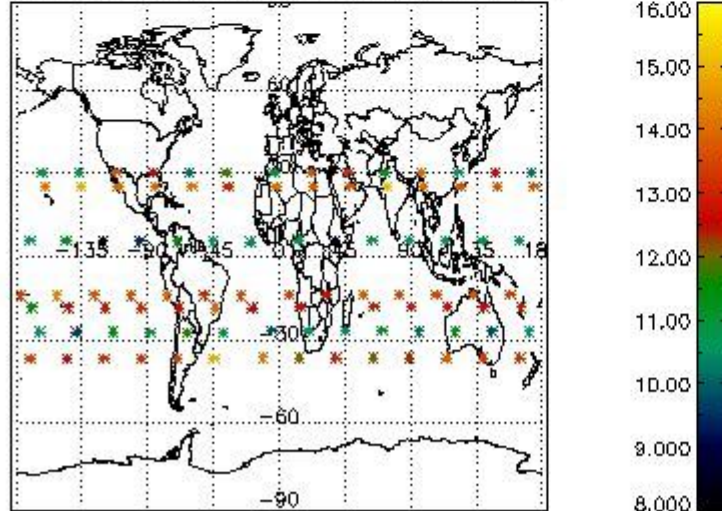
Percentage of flagged data per O3 profile



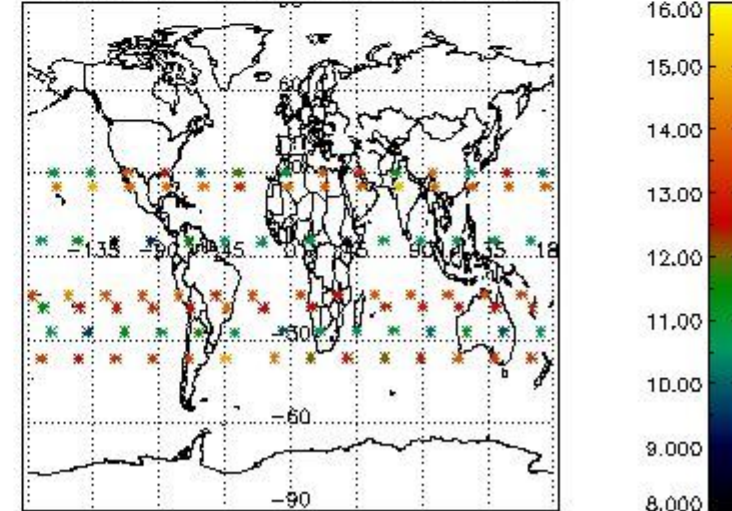
Percentage of flagged data per H2O profile



Percentage of flagged data per NO2 profile



Percentage of flagged data per NO3 profile

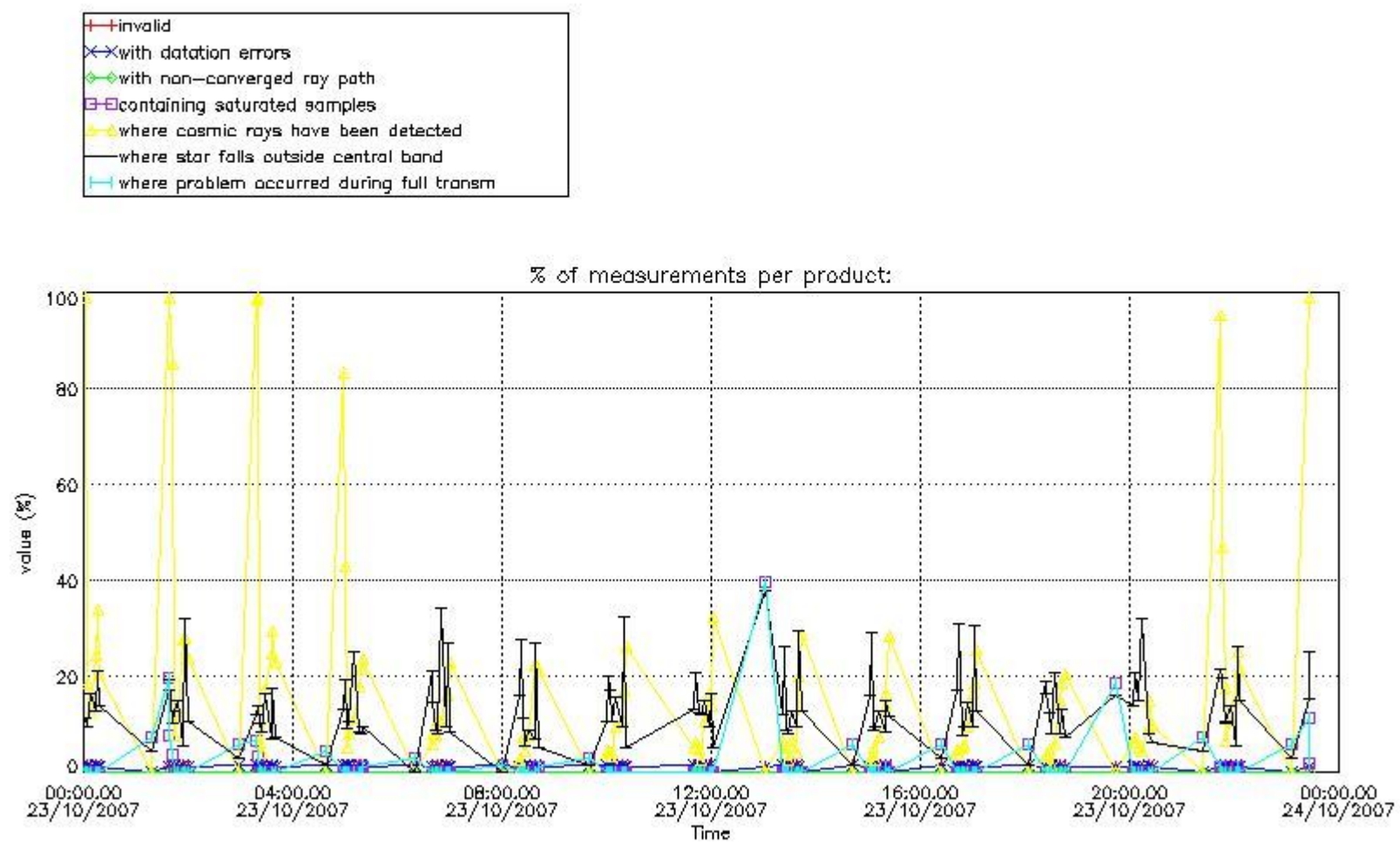


4. Level 1 quality information per product

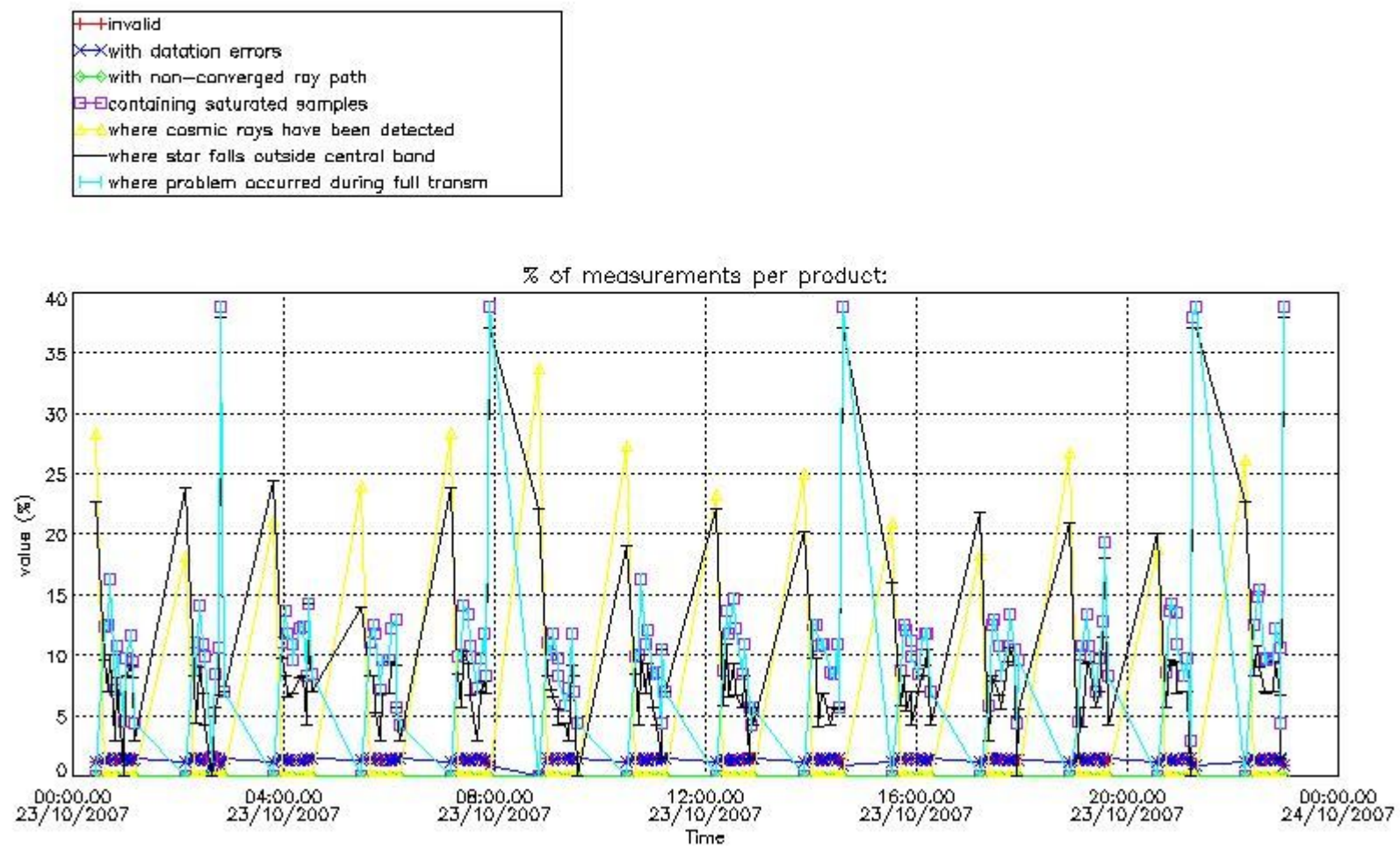
In this section it is plotted some information contained in the Quality Summary data set of the level 2 products that comes from the level 1b processing. Products without errors (error flag in the MPH set to "0") are used.

4.1 Plot quality information per product (time dependant) coming from level 1b processing

4.1.1 Plot level 1 quality information per product (time dependant): ENVISAT ASCENDING passes



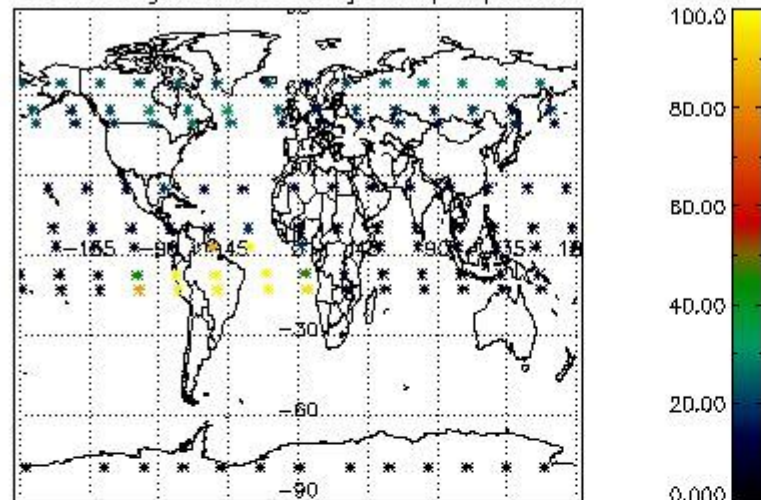
4.1.2 Plot level 1 quality information per product (time dependant): ENVI SAT DESCENDING passes



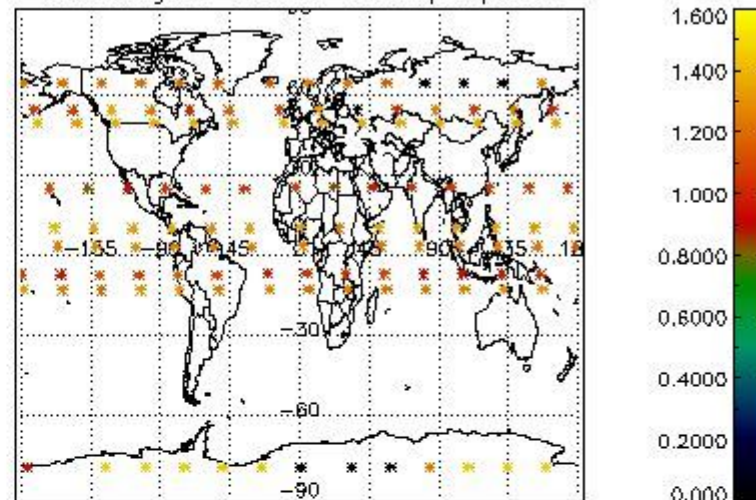
4.2 Plot quality information per product coming from level 1b processing (world map)

4.2.1 Plot level 1 quality information per product (world map): ENVISAT ASCENDING passes

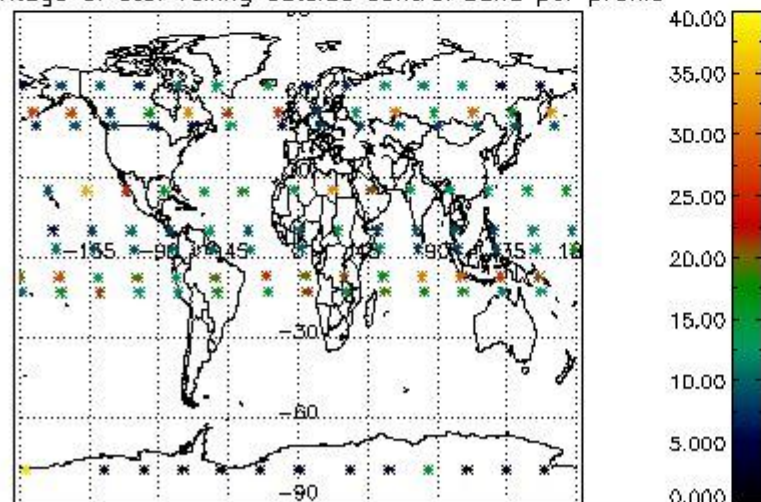
Percentage of cosmic ray hits per profile



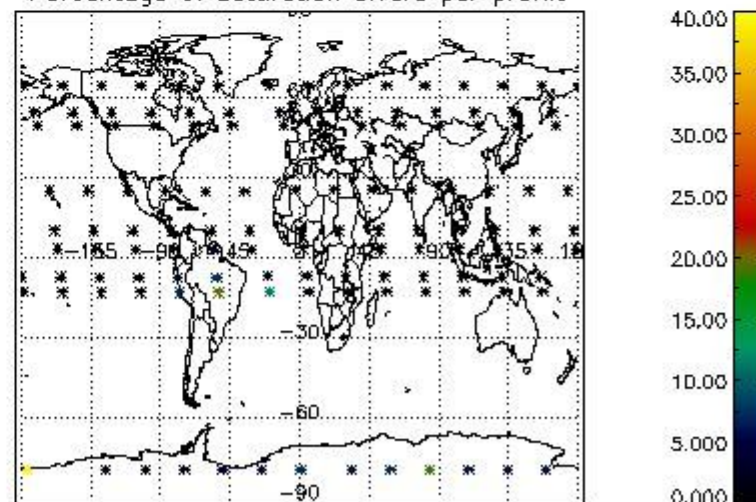
Percentage of datation errors per profile



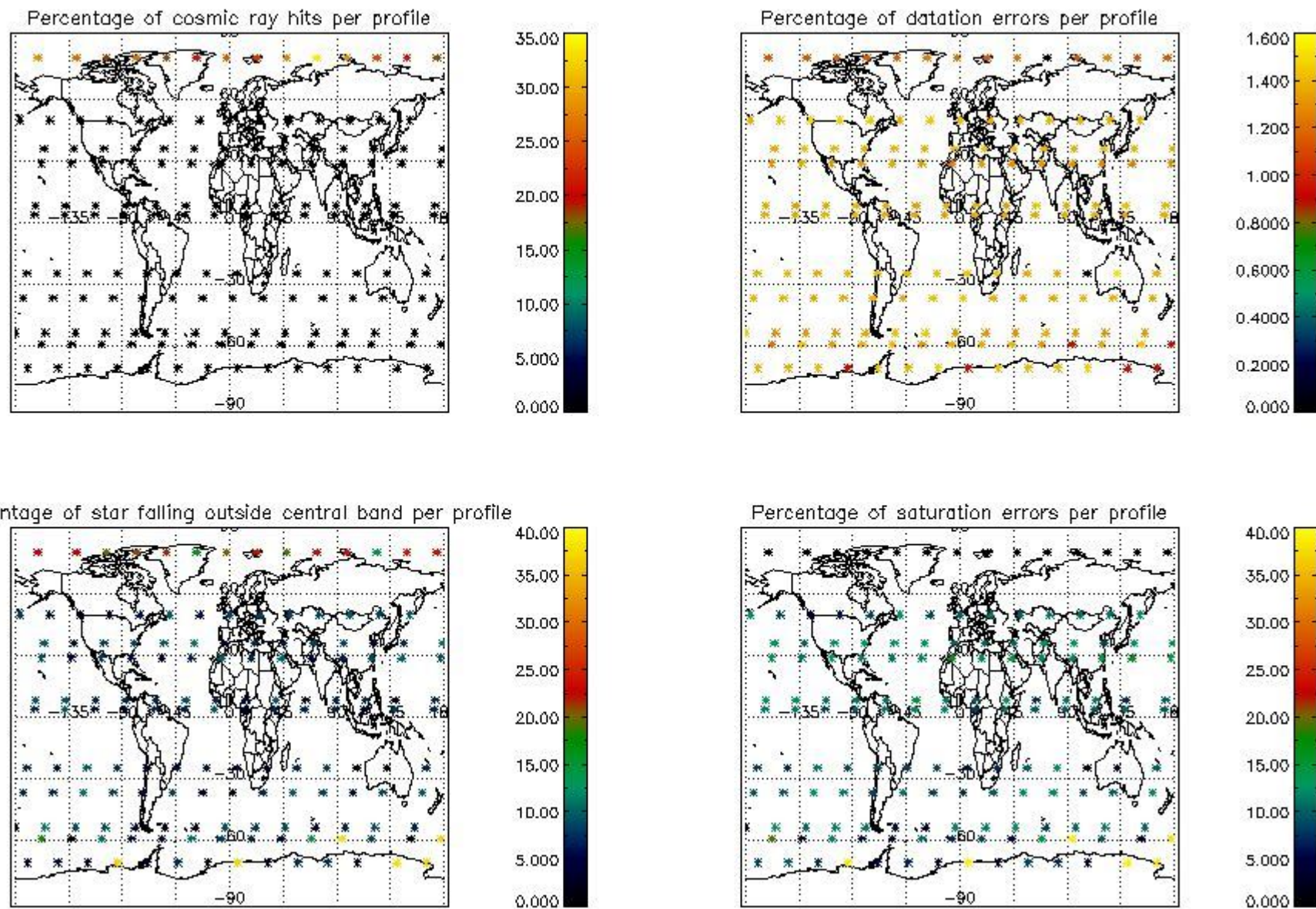
Percentage of star falling outside central band per profile



Percentage of saturation errors per profile



4.2.2 Plot level 1 quality information per product (world map): ENVISAT DESCENDING passes



5. Trace gas profiles

5.1 Ozone statistics based on quality of products

The final quality of the products can be "measured" using the STD (Standard Deviation) attached to every point profile. This information is written to the parameter GOM_NL__2P/NL_LOCAL_SPECIES_DENSITY/o3_std of the level 2 products. The table below shows the statistics for given STD ranges.

The statistics are given with respect to the overall valid production:

- Products without fatal errors: GOM_NL__2P/MPH/PRODUCT_ERR=0
- Valid point profile: GOM_NL__2P/NL_LOCAL_SPECIES_DENSITY/pcd(0)=0

The 'Criteria' is applied to valid points of dark limb products:

- Products in dark limb illumination condition: GOM_NL__2P/NL_SUMMARY_QUALITY/obs_ill_cond=0
- Products without fatal errors: GOM_NL__2P/MPH/PRODUCT_ERR=0
- Valid point profile: GOM_NL__2P/NL_LOCAL_SPECIES_DENSITY/pcd(0)=0

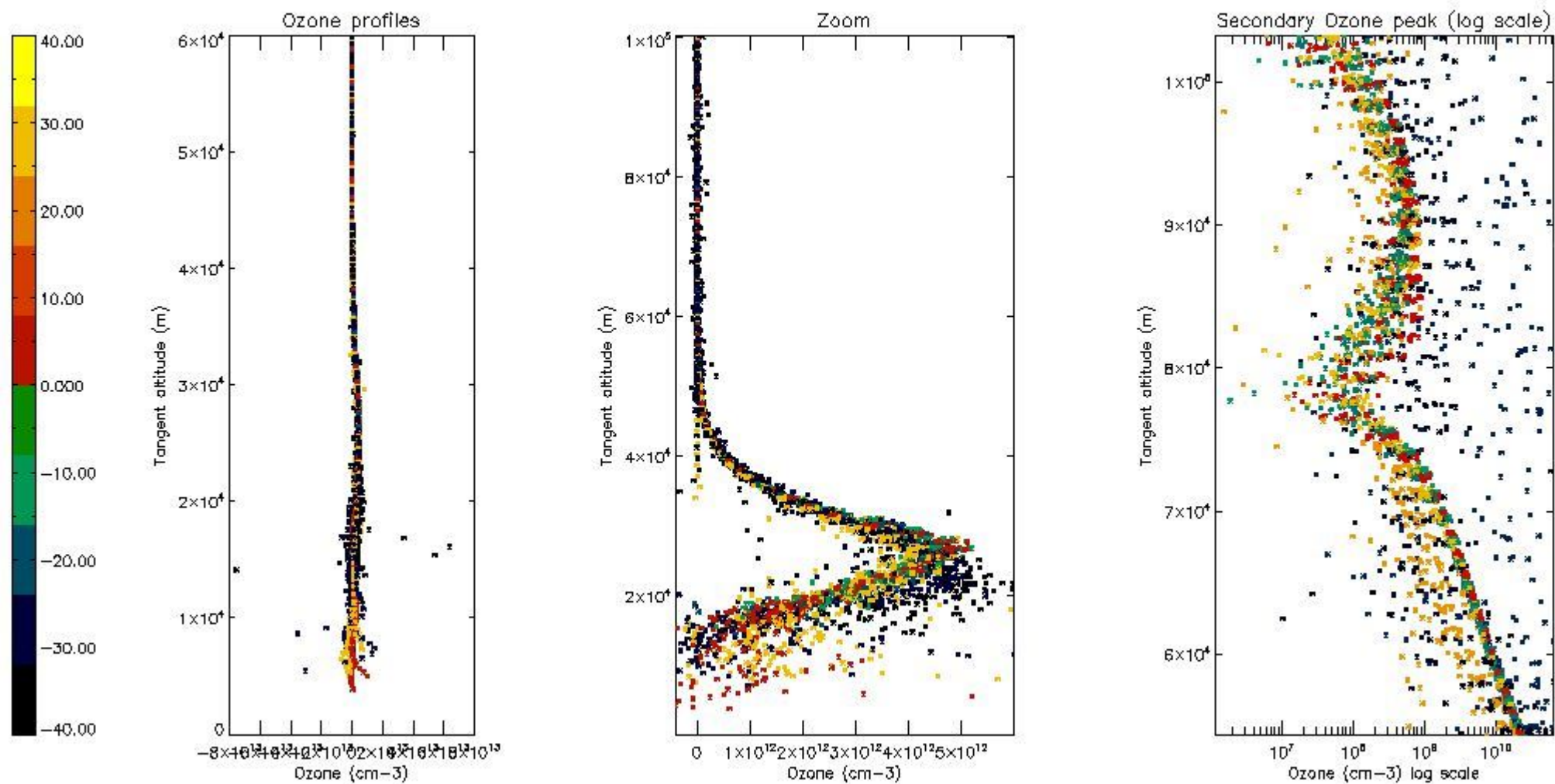
So, the table below shows the percentage of dark limb and valid observations for each criteria with respect to the overall valid daily observations.

Criteria	% of total production
All STD	39
STD < 20	20

STD < 10	16
STD < 5	11

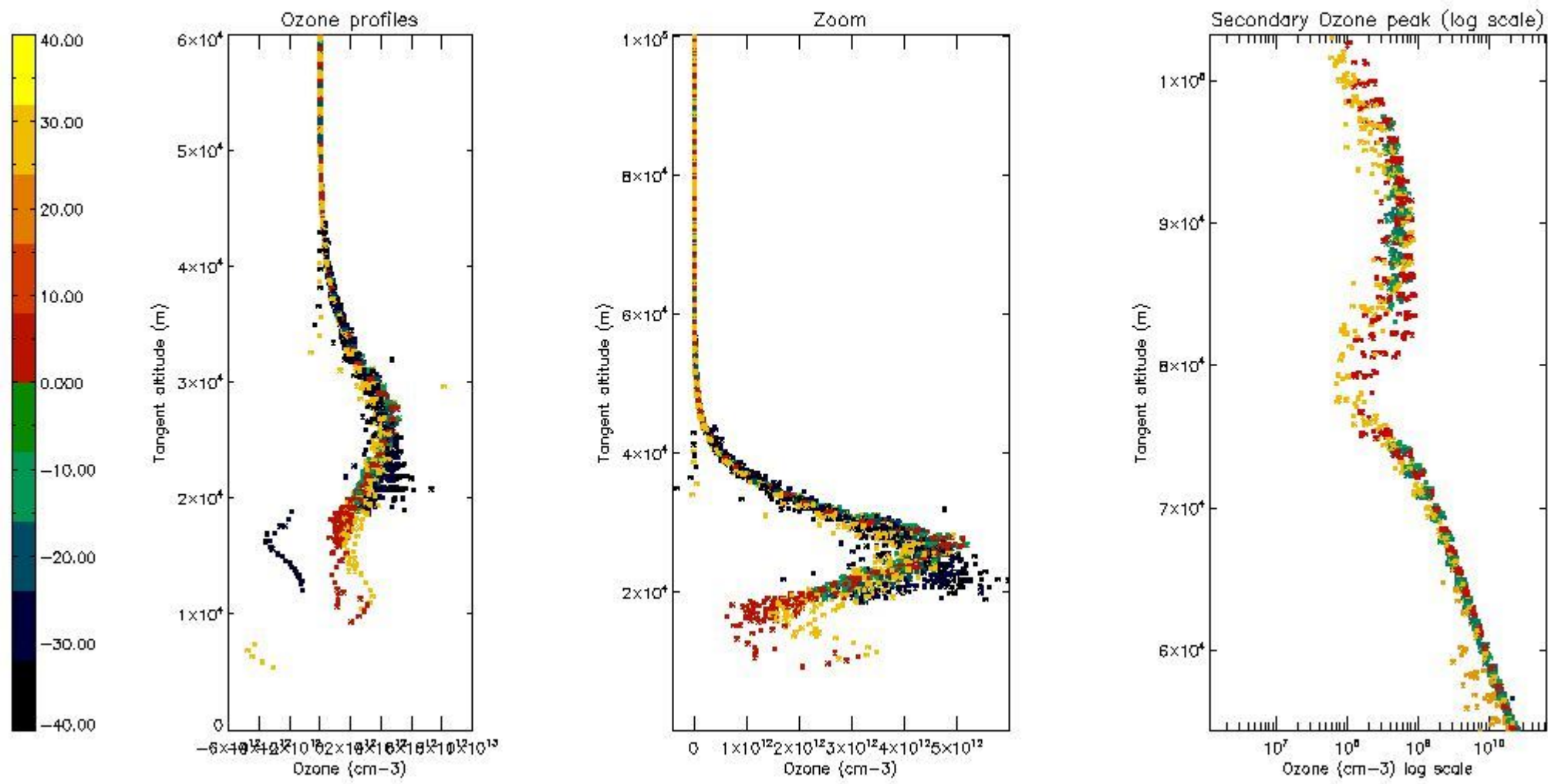
5.2 Plot ozone profiles for all STD (dark without errors)

The colorbar represents the latitude.



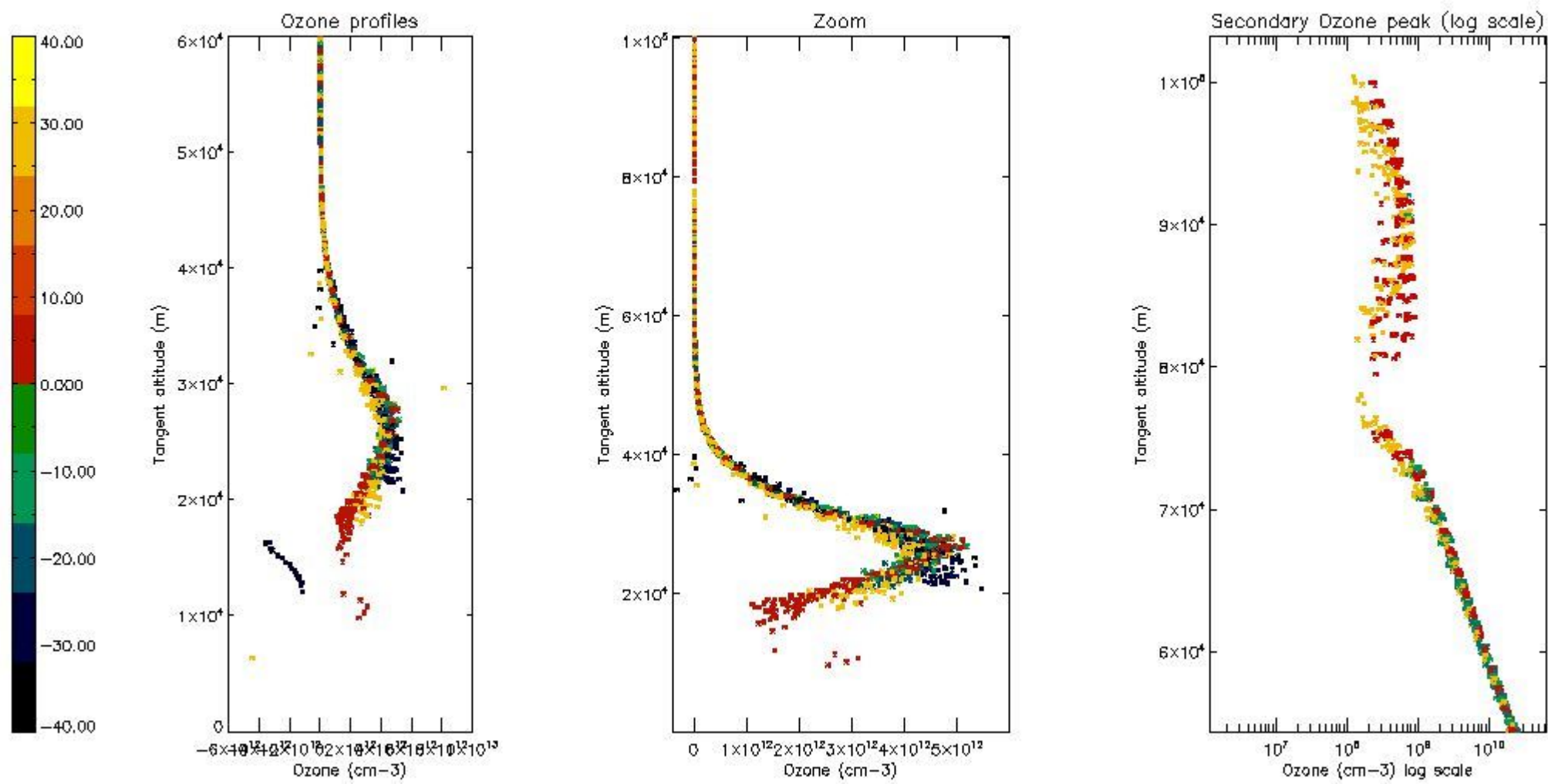
5.3 Plot ozone profiles where STD < 20% (dark without errors)

The colorbar represents the latitude.



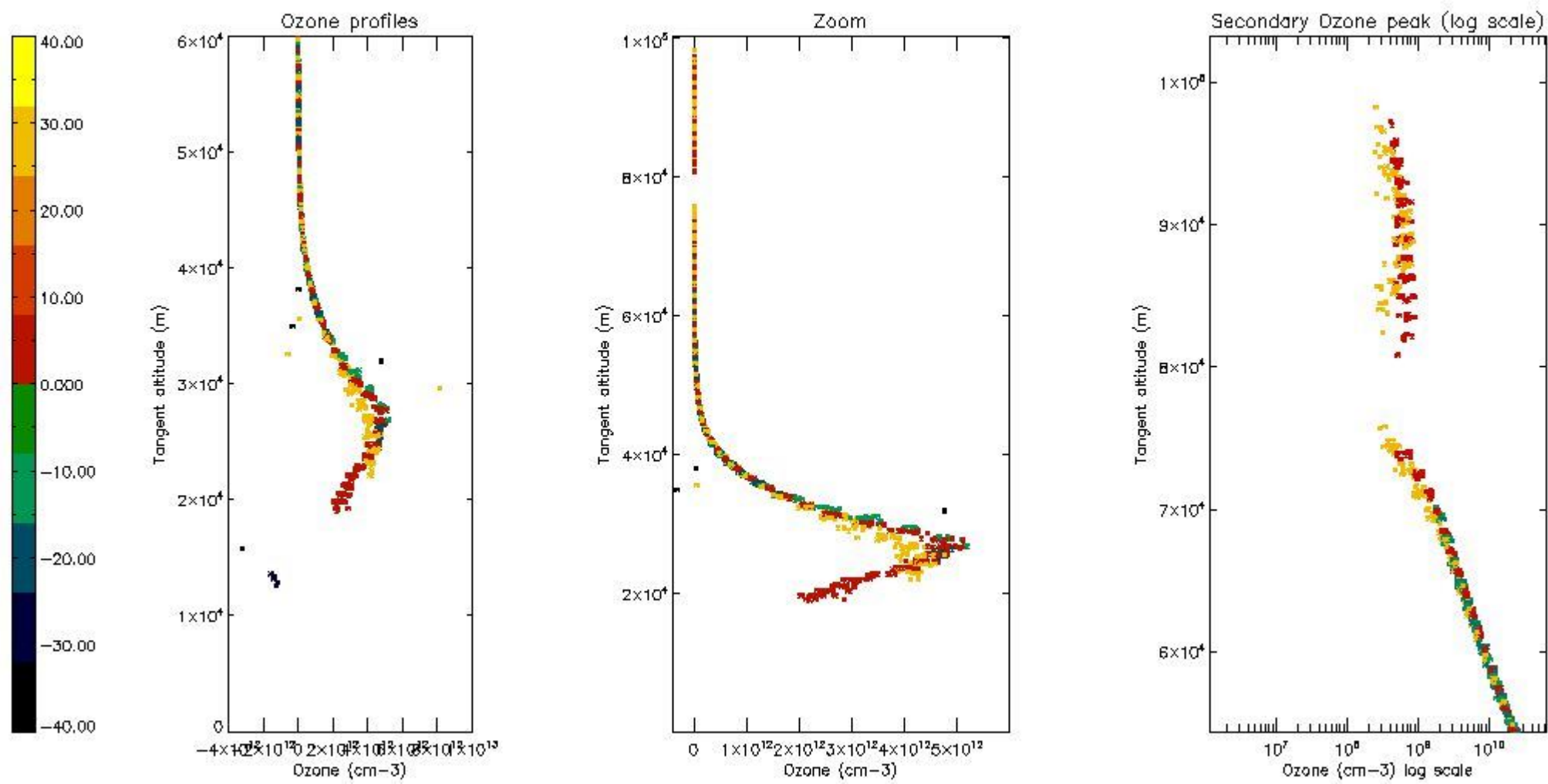
5.4 Plot ozone profiles where STD < 10% (dark without errors)

The colorbar represents the latitude.



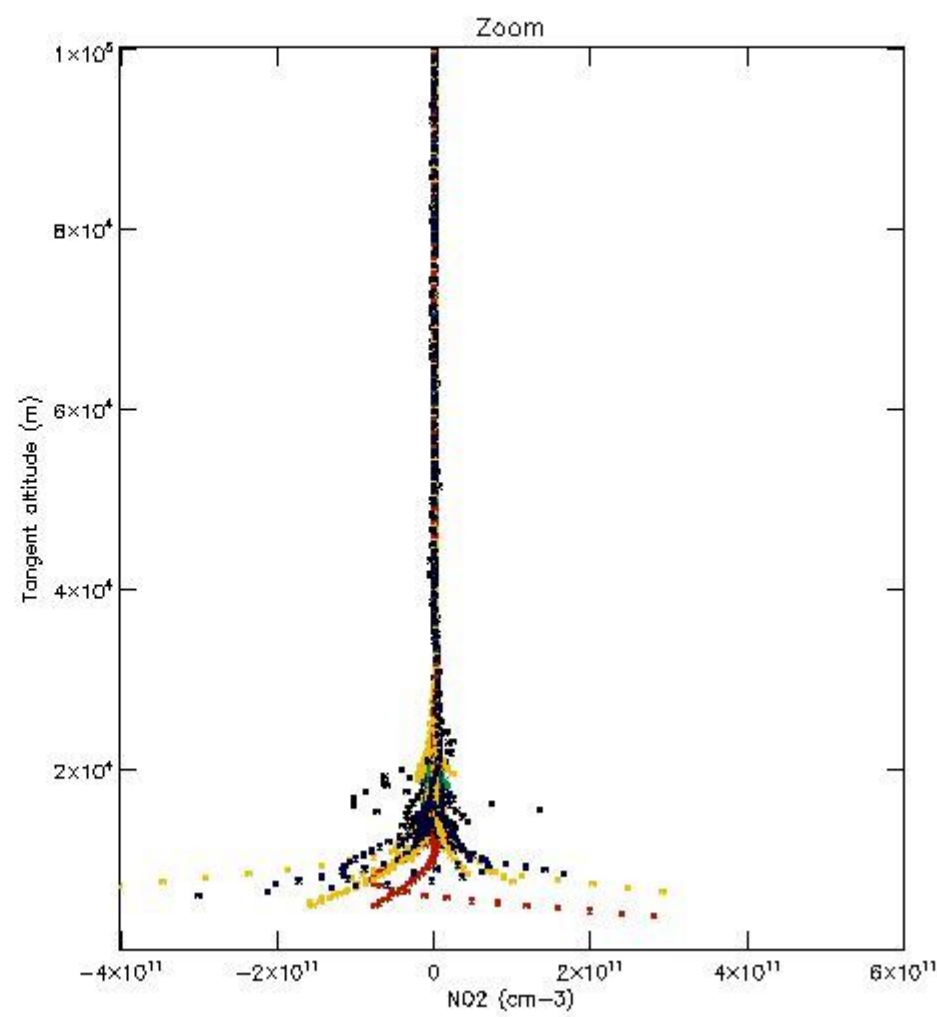
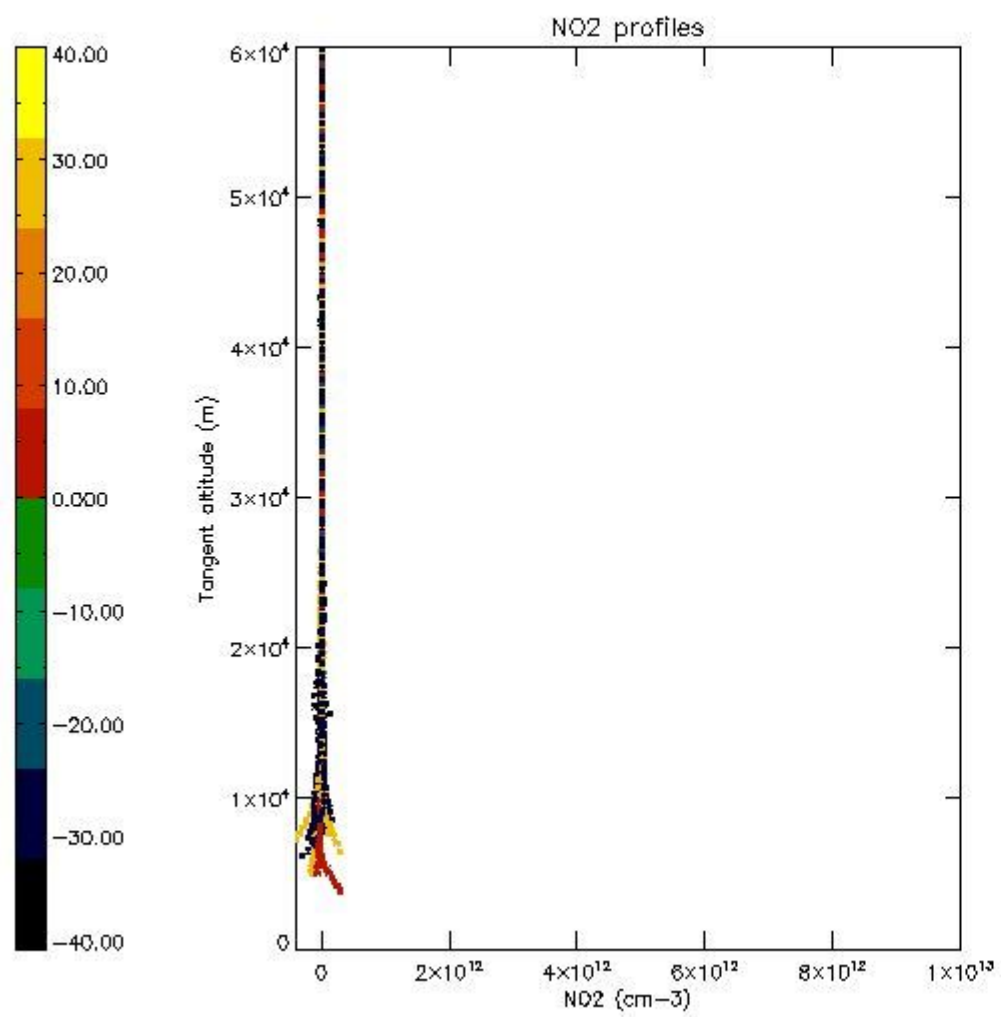
5.5 Plot ozone profiles where STD < 5% (dark without errors)

The colorbar represents the latitude.



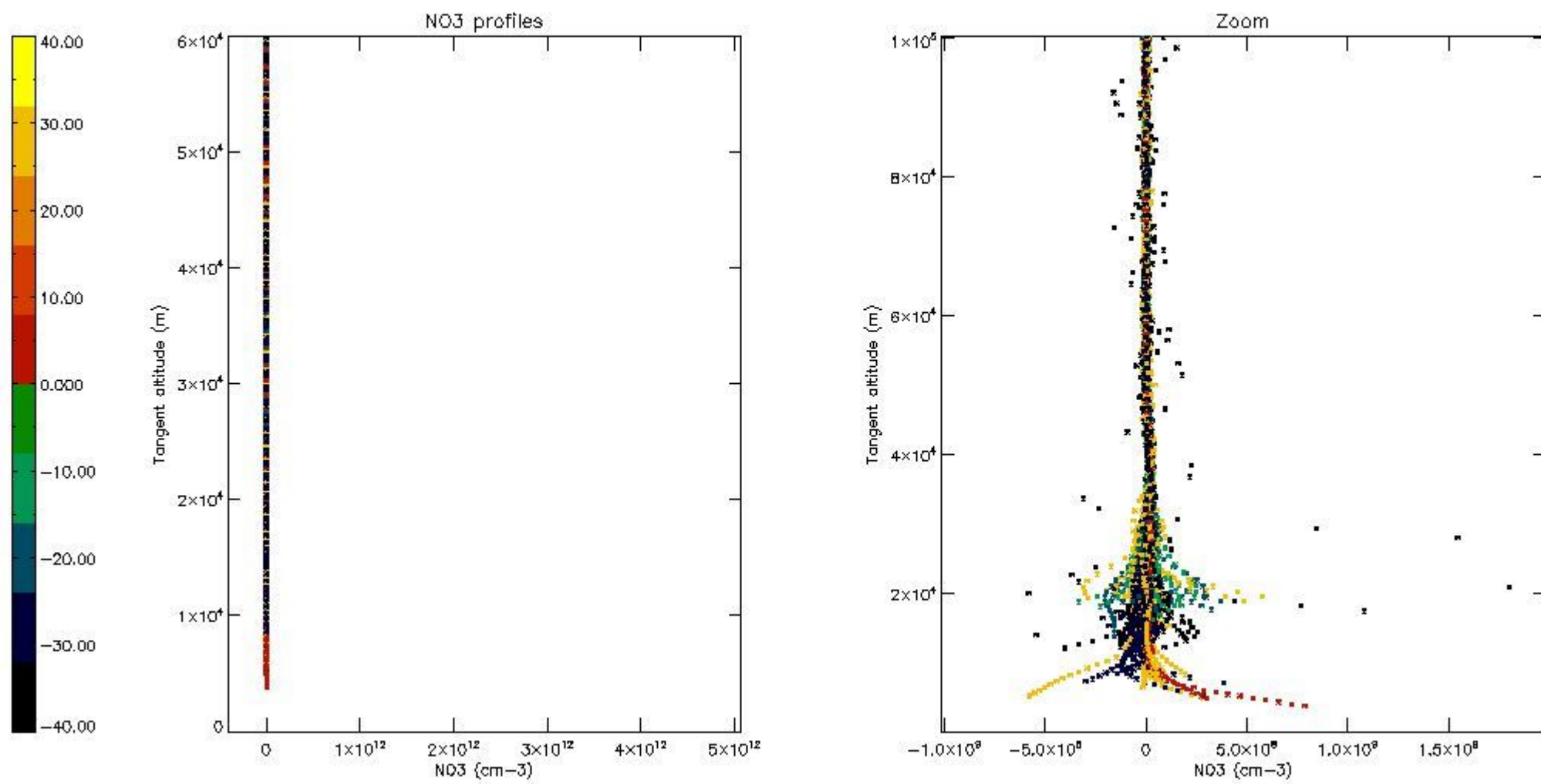
5.6 Plot NO₂ profiles for all STD (dark without errors)

The colorbar represents the latitude.



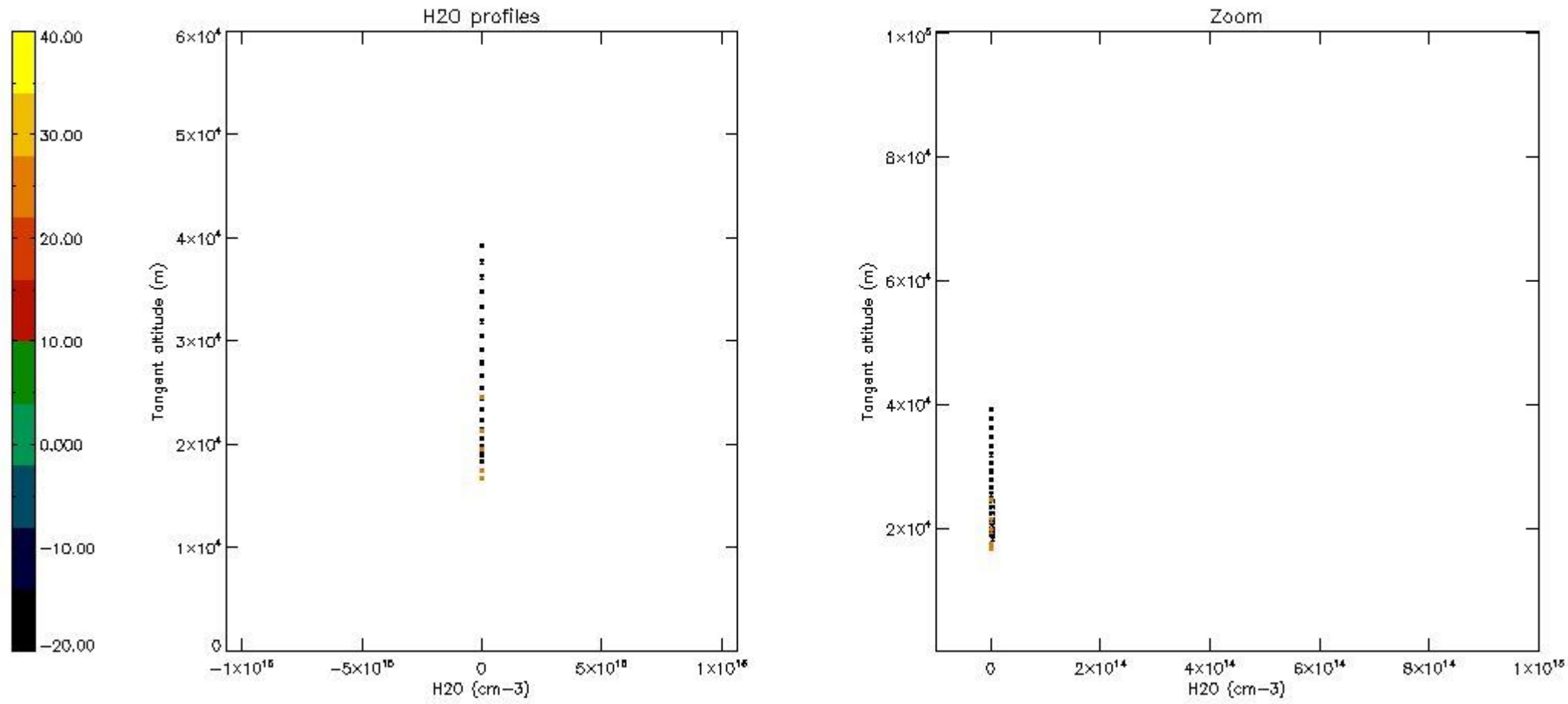
5.7 Plot NO3 profiles for all STD (dark without errors)

The colorbar represents the latitude.



5.8 Plot H2O profiles for all STD (only for occultations of stars 1,2,3,4,13,14,16,26,63 dark without errors)

The colorbar represents the latitude.



6. Auxiliary Data Files used for the production reported in section 2

The number reported in the third column indicates since which file (see list in section 2) the corresponding auxiliary file has been used. The fourth column is the date of those product files.

Type	Auxiliary Filename	Used since product	Used since product date
INST_PHYS_CHARACTERISTICS	GOM_INS_AXVIEC20091111_143220_20030716_120000_20500101_000000	1	23-OCT-2007 00:01:06
LEVEL-2_PROC_CONFIG	GOM_PR2_AXVIEC20091111_152718_20020301_000000_20500101_000000	1	23-OCT-2007 00:01:06
CROSS_SECTIONS_FILE	GOM_CRS_AXVIEC20091111_154832_20020301_000000_20500101_000000	1	23-OCT-2007 00:01:06

GOMOS Level 2 Daily Report

SUMMARY

[1. General Info](#)

[2. Summary of processed GOM_NL_2P products](#)

[3. Level 2 Quality information per product](#)

[3.1 Plot of level 2 quality information per product \(time dependant\)](#)

[3.2 Plot of level 2 quality information per product \(world map\)](#)

[4. Level 1 Quality information per product \(stored on level 2 products\)](#)

[4.1 Plot of level 1 quality information per product \(time dependant\)](#)

[4.1.1 Plot of level 1 quality information per product \(time dependant\): ASCENDING](#)

[4.1.2 Plot of level 1 quality information per product \(time dependant\): DESCENDING](#)

[4.2 Plot of level 1 quality information per product \(world map\)](#)

[4.2.1 Plot of level 1 quality information per product \(world map\): ASCENDING](#)

[4.2.2 Plot of level 1 quality information per product \(world map\): DESCENDING](#)

[5. Ozone profiles based on quality statistics and other trace gas profiles](#)

[5.1 Ozone statistics based on quality of products](#)

[5.2 Plot ozone profiles for all STD \(dark without errors\)](#)

[5.3 Plot ozone profiles where STD < 20% \(dark without errors\)](#)

[5.4. Plot ozone profiles where STD < 10% \(dark without errors\)](#)

[5.5. Plot ozone profiles where STD < 5% \(dark without errors\)](#)

[5.6 Plot NO2 profiles for all STD \(dark without errors\)](#)

[5.7 Plot NO3 profiles for all STD \(dark without errors\)](#)

[5.8 Plot H2O profiles \(only for occultations of stars 1,2,3,4,13,14,16,26,63 dark without errors\) for all STD](#)

[6. Auxiliary Data Files used for the production reported in section 2](#)

This report presents the daily analysis on parameters extracted from GOMOS level 2 data (GOM_NL__2P). It is intended to monitor some important parameters that will impact the quality of these products. A list of level 2 products (and content) that have arrived during the reporting day to the PCF is also given.

Item	Value
Time of report generation	23APR2013 08:54:52
Data source version	GOMOS/6.01
Start time of products	23-10-2007 (23OCT2007 00:00:00)
Stop time of products	24-10-2007 (24OCT2007 00:00:00)
Store outputs in DB	Yes
Nb of level 2 prods	278
Nb of prods with errors	0

2. Summary of processed GOM_NL__2P products.

Nr	Filename	UTC Start time	Limb	Duration	Star Id	Star Name	Star Mag	Star Temp	Nb Meas	Orbit	Prod. error
1	GOM_NL__2PRFIN20071023_000106_000000412062_00403_29515_6879.N1	23-OCT-2007 00:01:06	Dark	40.500	46	Del Vel	1.9540	10600.	81	29515	No
2	GOM_NL__2PRFIN20071023_000303_000000382062_00403_29515_6880.N1	23-OCT-2007 00:03:03	Dark	37.500	29	Bet Car	1.6720	10200.	75	29515	No
3	GOM_NL__2PRFIN20071023_000712_000000492062_00403_29515_6881.N1	23-OCT-2007 00:07:12	Dark	48.500	2	Alp Car	-0.73600	7000.0	97	29515	No
4	GOM_NL__2PRFIN20071023_001406_000000392062_00403_29515_6882.N1	23-OCT-2007 00:14:06	Dark	39.000	143	Alp Hyi	2.8570	7200.0	78	29515	No
5	GOM_NL__2PRFIN20071023_001531_000000432062_00403_29515_6883.N1	23-OCT-2007 00:15:31	Dark	43.000	9	Alp Eri	0.45300	24000.	86	29515	No
6	GOM_NL__2PRFIN20071023_001825_000000442062_00403_29515_6884.N1	23-OCT-2007 00:18:25	Straylight	44.000	157	The1Eri	2.9060	9300.0	88	29515	No
7	GOM_NL__2PRFIN20071023_002657_000000442062_00403_29515_6885.N1	23-OCT-2007 00:26:57	Straylight	44.000	52	16Bet Cet	2.0370	4500.0	88	29515	No
8	GOM_NL__2PRFIN20071023_003627_000000372062_00403_29515_6886.N1	23-OCT-2007 00:36:27	Bright	36.500	140	88Gam Peg	2.8340	26000.	73	29515	No
9	GOM_NL__2PRFIN20071023_004022_000000362062_00403_29515_6887.N1	23-OCT-2007 00:40:22	Bright	36.000	58	21Alp And	2.0730	11000.	72	29515	No
10	GOM_NL__2PRFIN20071023_004225_000000402062_00403_29515_6888.N1	23-OCT-2007 00:42:25	Bright	40.000	53	43Bet And	2.0480	3300.0	80	29515	No
11	GOM_NL__2PRFIN20071023_004808_000000352062_00403_29515_6889.N1	23-OCT-2007 00:48:08	Bright	35.000	68	18Alp Cas	2.2250	4500.0	70	29515	No
12	GOM_NL__2PRFIN20071023_004926_000000372062_00403_29515_6890.N1	23-OCT-2007 00:49:26	Bright	37.000	76	27Gam Cas	2.3000	30000.	74	29515	No
13	GOM_NL__2PRFIN20071023_005720_000000332062_00403_29515_6891.N1	23-OCT-2007 00:57:20	Bright	33.000	49	1Alp UMi	1.9900	6300.0	66	29515	No
14	GOM_NL__2PRFIN20071023_010043_000000362062_00403_29515_6892.N1	23-OCT-2007 01:00:43	Bright	36.000	60	7Bet UMi	2.0810	3950.0	72	29515	No
15	GOM_NL__2PRFIN20071023_010535_000000392062_00403_29515_6893.N1	23-OCT-2007 01:05:35	Bright	38.500	36	50Alp UMa	1.8000	6300.0	77	29515	No
16	GOM_NL__2PRFIN20071023_010710_000000372062_00403_29515_6894.N1	23-OCT-2007 01:07:10	Bright	37.000	82	48Bet UMa	2.3650	10600.	74	29515	No
17	GOM_NL__2PRFIN20071023_011040_000000342062_00403_29515_6895.N1	23-OCT-2007 01:10:40	Bright	34.000	174	52Psi UMa	3.0040	4400.0	68	29515	No
18	GOM_NL__2PRFIN20071023_011737_000000352062_00403_29515_6896.N1	23-OCT-2007 01:17:37	Bright	34.500	96	68Del Leo	2.5600	9300.0	69	29515	No
19	GOM_NL__2PRFIN20071023_013712_000000412062_00403_29515_6897.N1	23-OCT-2007 01:37:12	Dark	41.000	113	Mu Vel	2.6920	5000.0	82	29515	No
20	GOM_NL__2PRFIN20071023_013846_000000472062_00403_29515_6898.N1	23-OCT-2007 01:38:46	Dark	46.500	65	Lam Vel	2.2040	4400.0	93	29515	No
21	GOM_NL__2PRFIN20071023_014142_000000402062_00404_29516_6898.N1	23-OCT-2007 01:41:42	Dark	40.000	46	Del Vel	1.9540	10600.	80	29516	No
22	GOM_NL__2PRFIN20071023_014339_000000392062_00404_29516_6899.N1	23-OCT-2007 01:43:39	Dark	39.000	29	Bet Car	1.6720	10200.	78	29516	No
23	GOM_NL__2PRFIN20071023_014748_000000482062_00404_29516_6900.N1	23-OCT-2007 01:47:48	Dark	47.500	2	Alp Car	-0.73600	7000.0	95	29516	No
24	GOM_NL__2PRFIN20071023_015442_000000362062_00404_29516_6901.N1	23-OCT-2007 01:54:42	Dark	36.000	143	Alp Hyi	2.8570	7200.0	72	29516	No
25	GOM_NL__2PRFIN20071023_015607_000000502062_00404_29516_6902.N1	23-OCT-2007 01:56:07	Dark	50.000	9	Alp Eri	0.45300	24000.	100	29516	No
26	GOM_NL__2PRFIN20071023_015901_000000432062_00404_29516_6903.N1	23-OCT-2007 01:59:01	Straylight	42.500	157	The1Eri	2.9060	9300.0	85	29516	No
27	GOM_NL__2PRFIN20071023_020733_000000442062_00404_29516_6904.N1	23-OCT-2007 02:07:33	Straylight	44.000	52	16Bet Cet	2.0370	4500.0	88	29516	No
28	GOM_NL__2PRFIN20071023_021704_000000362062_00404_29516_6905.N1	23-OCT-2007 02:17:04	Bright	36.000	140	88Gam Peg	2.8340	26000.	72	29516	No
29	GOM_NL__2PRFIN20071023_022058_000000352062_00404_29516_6906.N1	23-OCT-2007 02:20:58	Bright	34.500	58	21Alp And	2.0730	11000.	69	29516	No
30	GOM_NL__2PRFIN20071023_022301_000000392062_00404_29516_6907.N1	23-OCT-2007 02:23:01	Bright	39.000	53	43Bet And	2.0480	3300.0	78	29516	No
31	GOM_NL__2PRFIN20071023_022844_000000372062_00404_29516_6908.N1	23-OCT-2007 02:28:44	Bright	36.500	68	18Alp Cas	2.2250	4500.0	73	29516	No
32	GOM_NL__2PRFIN20071023_023002_000000362062_00404_29516_6909.N1	23-OCT-2007 02:30:02	Bright	35.500	76	27Gam Cas	2.3000	30000.	71	29516	No
33	GOM_NL__2PRFIN20071023_023756_000000322062_00404_29516_6910.N1	23-OCT-2007 02:37:56	Bright	32.000	49	1Alp UMi	1.9900	6300.0	64	29516	No
34	GOM_NL__2PRFIN20071023_024119_000000362062_00404_29516_6911.N1	23-OCT-2007 02:41:19	Bright	35.500	60	7Bet UMi	2.0810	3950.0	71	29516	No
35	GOM_NL__2PRFIN20071023_024611_000000382062_00404_29516_6912.N1	23-OCT-2007 02:46:11	Bright	37.500	36	50Alp UMa	1.8000	6300.0	75	29516	No
36	GOM_NL__2PRFIN20071023_024745_000000542062_00404_29516_6913.N1	23-OCT-2007 02:47:45	Bright	54.000	82	48Bet UMa	2.3650	10600.	108	29516	No
37	GOM_NL__2PRFIN20071023_025116_000000362062_00404_29516_6914.N1	23-OCT-2007 02:51:16	Bright	35.500	174	52Psi UMa	3.0040	4400.0	71	29516	No
38	GOM_NL__2PRFIN20071023_025813_000000352062_00404_29516_6915.N1	23-OCT-2007 02:58:13	Bright	35.000	96	68Del Leo	2.5600	9300.0	70	29516	No
39	GOM_NL__2PRFIN20071023_031748_000000382062_00404_29516_6916.N1	23-OCT-2007 03:17:48	Dark	38.000	113	Mu Vel	2.6920	5000.0	76	29516	No
40	GOM_NL__2PRFIN20071023_031922_000000442062_00404_29516_6917.N1	23-OCT-2007 03:19:22	Dark	43.500	65	Lam Vel	2.2040	4400.0	87	29516	No
41	GOM_NL__2PRFIN20071023_032219_000000402062_00405_29517_6922.N1	23-OCT-2007 03:22:19	Dark	40.000	46	Del Vel	1.9540	10600.	80	29517	No
42	GOM_NL__2PRFIN20071023_032415_000000372062_00405_29517_6923.N1	23-OCT-2007 03:24:15	Dark	36.500	29	Bet Car	1.6720	10200.	73	29517	No

43	GOM_NL__2PRFIN20071023_032825_000000492062_00405_29517_6924.N1	23-OCT-2007 03:28:25	Dark	48.500	2	Alp Car	-0.73600	7000.0	97	29517	No
44	GOM_NL__2PRFIN20071023_033518_000000372062_00405_29517_6925.N1	23-OCT-2007 03:35:18	Dark	36.500	143	Alp Hyi	2.8570	7200.0	73	29517	No
45	GOM_NL__2PRFIN20071023_033643_000000412062_00405_29517_6926.N1	23-OCT-2007 03:36:43	Dark	40.500	9	Alp Eri	0.45300	24000.	81	29517	No
46	GOM_NL__2PRFIN20071023_033938_000000422062_00405_29517_6927.N1	23-OCT-2007 03:39:38	Straylight	41.500	157	The1Eri	2.9060	9300.0	83	29517	No
47	GOM_NL__2PRFIN20071023_034809_000000452062_00405_29517_6928.N1	23-OCT-2007 03:48:09	Straylight	45.000	52	16Bet Cet	2.0370	4500.0	90	29517	No
48	GOM_NL__2PRFIN20071023_035740_000000362062_00405_29517_6929.N1	23-OCT-2007 03:57:40	Bright	36.000	140	88Gam Peg	2.8340	26000.	72	29517	No
49	GOM_NL__2PRFIN20071023_040134_000000372062_00405_29517_6930.N1	23-OCT-2007 04:01:34	Bright	36.500	58	21Alp And	2.0730	11000.	73	29517	No
50	GOM_NL__2PRFIN20071023_040337_000000382062_00405_29517_6931.N1	23-OCT-2007 04:03:37	Bright	38.000	53	43Bet And	2.0480	3300.0	76	29517	No
51	GOM_NL__2PRFIN20071023_040920_000000372062_00405_29517_6932.N1	23-OCT-2007 04:09:20	Bright	36.500	68	18Alp Cas	2.2250	4500.0	73	29517	No
52	GOM_NL__2PRFIN20071023_041038_000000372062_00405_29517_6933.N1	23-OCT-2007 04:10:38	Bright	36.500	76	27Gam Cas	2.3000	30000.	73	29517	No
53	GOM_NL__2PRFIN20071023_041832_000000372062_00405_29517_6934.N1	23-OCT-2007 04:18:32	Bright	37.000	49	1Alp UMi	1.9900	6300.0	74	29517	No
54	GOM_NL__2PRFIN20071023_042155_000000372062_00405_29517_6935.N1	23-OCT-2007 04:21:55	Bright	36.500	60	7Bet UMi	2.0810	3950.0	73	29517	No
55	GOM_NL__2PRFIN20071023_042647_000000362062_00405_29517_6936.N1	23-OCT-2007 04:26:47	Bright	36.000	36	50Alp UMa	1.8000	6300.0	72	29517	No
56	GOM_NL__2PRFIN20071023_042822_000000392062_00405_29517_6937.N1	23-OCT-2007 04:28:22	Bright	38.500	82	48Bet UMa	2.3650	10600.	77	29517	No
57	GOM_NL__2PRFIN20071023_043152_000000362062_00405_29517_6938.N1	23-OCT-2007 04:31:52	Bright	35.500	174	52Psi UMa	3.0040	4400.0	71	29517	No
58	GOM_NL__2PRFIN20071023_043849_000000352062_00405_29517_6939.N1	23-OCT-2007 04:38:49	Bright	34.500	96	68Del Leo	2.5600	9300.0	69	29517	No
59	GOM_NL__2PRFIN20071023_045825_000000392062_00405_29517_6940.N1	23-OCT-2007 04:58:25	Dark	38.500	113	Mu Vel	2.6920	5000.0	77	29517	No
60	GOM_NL__2PRFIN20071023_045959_000000472062_00405_29517_6941.N1	23-OCT-2007 04:59:59	Dark	46.500	65	Lam Vel	2.2040	4400.0	93	29517	No
61	GOM_NL__2PRFIN20071023_050255_000000392062_00406_29518_6932.N1	23-OCT-2007 05:02:55	Dark	39.000	46	Del Vel	1.9540	10600.	78	29518	No
62	GOM_NL__2PRFIN20071023_050451_000000382062_00406_29518_6933.N1	23-OCT-2007 05:04:51	Dark	37.500	29	Bet Car	1.6720	10200.	75	29518	No
63	GOM_NL__2PRFIN20071023_050902_000000542062_00406_29518_6934.N1	23-OCT-2007 05:09:02	Dark	53.500	2	Alp Car	-0.73600	7000.0	107	29518	No
64	GOM_NL__2PRFIN20071023_051554_000000372062_00406_29518_6935.N1	23-OCT-2007 05:15:54	Dark	36.500	143	Alp Hyi	2.8570	7200.0	73	29518	No
65	GOM_NL__2PRFIN20071023_051719_000000372062_00406_29518_6936.N1	23-OCT-2007 05:17:19	Dark	37.000	9	Alp Eri	0.45300	24000.	74	29518	No
66	GOM_NL__2PRFIN20071023_052014_000000432062_00406_29518_6937.N1	23-OCT-2007 05:20:14	Straylight	42.500	157	The1Eri	2.9060	9300.0	85	29518	No
67	GOM_NL__2PRFIN20071023_052846_000000402062_00406_29518_6938.N1	23-OCT-2007 05:28:46	Straylight	39.500	52	16Bet Cet	2.0370	4500.0	79	29518	No
68	GOM_NL__2PRFIN20071023_053816_000000362062_00406_29518_6939.N1	23-OCT-2007 05:38:16	Bright	36.000	140	88Gam Peg	2.8340	26000.	72	29518	No
69	GOM_NL__2PRFIN20071023_054210_000000362062_00406_29518_6940.N1	23-OCT-2007 05:42:10	Bright	36.000	58	21Alp And	2.0730	11000.	72	29518	No
70	GOM_NL__2PRFIN20071023_054413_000000382062_00406_29518_6941.N1	23-OCT-2007 05:44:13	Bright	38.000	53	43Bet And	2.0480	3300.0	76	29518	No
71	GOM_NL__2PRFIN20071023_054956_000000352062_00406_29518_6942.N1	23-OCT-2007 05:49:56	Bright	35.000	68	18Alp Cas	2.2250	4500.0	70	29518	No
72	GOM_NL__2PRFIN20071023_055113_000000372062_00406_29518_6943.N1	23-OCT-2007 05:51:13	Bright	36.500	76	27Gam Cas	2.3000	30000.	73	29518	No
73	GOM_NL__2PRFIN20071023_055908_000000372062_00406_29518_6944.N1	23-OCT-2007 05:59:08	Bright	36.500	49	1Alp UMi	1.9900	6300.0	73	29518	No
74	GOM_NL__2PRFIN20071023_060231_000000372062_00406_29518_6945.N1	23-OCT-2007 06:02:31	Bright	37.000	60	7Bet UMi	2.0810	3950.0	74	29518	No
75	GOM_NL__2PRFIN20071023_060723_000000392062_00406_29518_6946.N1	23-OCT-2007 06:07:23	Bright	38.500	36	50Alp UMa	1.8000	6300.0	77	29518	No
76	GOM_NL__2PRFIN20071023_060858_000000362062_00406_29518_6947.N1	23-OCT-2007 06:08:58	Bright	35.500	82	48Bet UMa	2.3650	10600.	71	29518	No
77	GOM_NL__2PRFIN20071023_061227_000000352062_00406_29518_6948.N1	23-OCT-2007 06:12:27	Bright	35.000	174	52Psi UMa	3.0040	4400.0	70	29518	No
78	GOM_NL__2PRFIN20071023_061925_000000352062_00406_29518_6949.N1	23-OCT-2007 06:19:25	Bright	34.500	96	68Del Leo	2.5600	9300.0	69	29518	No
79	GOM_NL__2PRFIN20071023_063901_000000432062_00406_29518_6950.N1	23-OCT-2007 06:39:01	Dark	42.500	113	Mu Vel	2.6920	5000.0	85	29518	No
80	GOM_NL__2PRFIN20071023_064036_000000452062_00406_29518_6951.N1	23-OCT-2007 06:40:36	Dark	44.500	65	Lam Vel	2.2040	4400.0	89	29518	No
81	GOM_NL__2PRFIN20071023_064332_000000402062_00407_29519_6960.N1	23-OCT-2007 06:43:32	Dark	39.500	46	Del Vel	1.9540	10600.	79	29519	No
82	GOM_NL__2PRFIN20071023_064528_000000372062_00407_29519_6961.N1	23-OCT-2007 06:45:28	Dark	37.000	29	Bet Car	1.6720	10200.	74	29519	No
83	GOM_NL__2PRFIN20071023_064939_000000622062_00407_29519_6962.N1	23-OCT-2007 06:49:39	Dark	61.500	2	Alp Car	-0.73600	7000.0	123	29519	No
84	GOM_NL__2PRFIN20071023_065630_000000382062_00407_29519_6963.N1	23-OCT-2007 06:56:30	Dark	37.500	143	Alp Hyi	2.8570	7200.0	75	29519	No
85	GOM_NL__2PRFIN20071023_065756_000000472062_00407_29519_6964.N1	23-OCT-2007 06:57:56	Dark	46.500	9	Alp Eri	0.45300	24000.	93	29519	No
86	GOM_NL__2PRFIN20071023_070051_000000422062_00407_29519_6965.N1	23-OCT-2007 07:00:51	Straylight	41.500	157	The1Eri	2.9060	9300.0	83	29519	No
87	GOM_NL__2PRFIN20071023_070922_000000442062_00407_29519_6966.N1	23-OCT-2007 07:09:22	Straylight	44.000	52	16Bet Cet	2.0370	4500.0	88	29519	No
88	GOM_NL__2PRFIN20071023_071852_000000362062_00407_29519_6967.N1	23-OCT-2007 07:18:52	Bright	35.500	140	88Gam Peg	2.8340	26000.	71	29519	No
89	GOM_NL__2PRFIN20071023_072246_000000352062_00407_29519_6968.N1	23-OCT-2007 07:22:46	Bright	35.000	58	21Alp And	2.0730	11000.	70	29519	No
90	GOM_NL__2PRFIN20071023_072448_000000392062_00407_29519_6969.N1	23-OCT-2007 07:24:48	Bright	39.000	53	43Bet And	2.0480	3300.0	78	29519	No
91	GOM_NL__2PRFIN20071023_073032_000000382062_00407_29519_6970.N1	23-OCT-2007 07:30:32	Bright	37.500	68	18Alp Cas	2.2250	4500.0	75	29519	No
92	GOM_NL__2PRFIN20071023_073149_000000372062_00407_29519_6971.N1	23-OCT-2007 07:31:49	Bright	37.000	76	27Gam Cas	2.3000	30000.	74	29519	No
93	GOM_NL__2PRFIN20071023_073944_000000352062_00407_29519_6972.N1	23-OCT-2007 07:39:44	Bright	34.500	49	1Alp UMi	1.9900	6300.0	69	29519	No
94	GOM_NL__2PRFIN20071023_074307_000000362062_00407_29519_6973.N1	23-OCT-2007 07:43:07	Bright	36.000	60	7Bet UMi	2.0810	3950.0	72	29519	No
95	GOM_NL__2PRFIN20071023_074759_000000382062_00407_29519_6974.N1	23-OCT-2007 07:47:59	Bright	38.000	36	50Alp UMa	1.8000	6300.0	76	29519	No
96	GOM_NL__2PRFIN20071023_074934_000000372062_00407_29519_6975.N1	23-OCT-2007 07:49:34	Bright	36.500	82	48Bet UMa	2.3650	10600.	73	29519	No
97	GOM_NL__2PRFIN20071023_075304_000000542062_00407_29519_6976.N1	23-OCT-2007 07:53:04	Bright	54.000	174	52Psi UMa	3.0040	4400.0	108	29519	No
98	GOM_NL__2PRFIN20071023_080002_000000342062_00407_29519_6977.N1	23-OCT-2007 08:00:02	Bright	34.000	96	68Del Leo	2.5600	9300.0	68	29519	No
99	GOM_NL__2PRFIN20071023_081937_000000412062_00407_29519_6978.N1	23-OCT-2007 08:19:37	Dark	40.500	113	Mu Vel	2.6920	5000.0	81	29519	No
100	GOM_NL__2PRFIN20071023_082112_000000532062_00407_29519_6979.N1	23-OCT-2007 08:21:12	Dark	52.500	65	Lam Vel	2.2040	4400.0	105	29519	No
101	GOM_NL__2PRFIN20071023_082408_000000412062_00408_29520_6966.N1	23-OCT-2007 08:24:08	Dark	40.500	46	Del Vel	1.9540	10600.	81	29520	No

102	GOM_NL__2PRFIN20071023_082604_000000362062_00408_29520_6967.N1	23-OCT-2007 08:26:04	Dark	35.500	29	Bet Car	1.6720	10200.	71	29520	No
103	GOM_NL__2PRFIN20071023_083015_000000452062_00408_29520_6968.N1	23-OCT-2007 08:30:15	Dark	45.000	2	Alp Car	-0.73600	7000.0	90	29520	No
104	GOM_NL__2PRFIN20071023_083706_000000362062_00408_29520_6969.N1	23-OCT-2007 08:37:06	Dark	36.000	143	Alp Hyi	2.8570	7200.0	72	29520	No
105	GOM_NL__2PRFIN20071023_083832_000000472062_00408_29520_6970.N1	23-OCT-2007 08:38:32	Dark	46.500	9	Alp Eri	0.45300	24000.	93	29520	No
106	GOM_NL__2PRFIN20071023_084127_000000412062_00408_29520_6971.N1	23-OCT-2007 08:41:27	Straylight	40.500	157	The1Eri	2.9060	9300.0	81	29520	No
107	GOM_NL__2PRFIN20071023_084958_000000432062_00408_29520_6972.N1	23-OCT-2007 08:49:58	Straylight	43.000	52	16Bet Cet	2.0370	4500.0	86	29520	No
108	GOM_NL__2PRFIN20071023_085928_000000362062_00408_29520_6973.N1	23-OCT-2007 08:59:28	Bright	36.000	140	88Gam Peg	2.8340	26000.	72	29520	No
109	GOM_NL__2PRFIN20071023_090322_000000352062_00408_29520_6974.N1	23-OCT-2007 09:03:22	Bright	35.000	58	21Alp And	2.0730	11000.	70	29520	No
110	GOM_NL__2PRFIN20071023_090524_000000382062_00408_29520_6975.N1	23-OCT-2007 09:05:24	Bright	38.000	53	43Bet And	2.0480	3300.0	76	29520	No
111	GOM_NL__2PRFIN20071023_091108_000000362062_00408_29520_6976.N1	23-OCT-2007 09:11:08	Bright	36.000	68	18Alp Cas	2.2250	4500.0	72	29520	No
112	GOM_NL__2PRFIN20071023_091225_000000362062_00408_29520_6977.N1	23-OCT-2007 09:12:25	Bright	36.000	76	27Gam Cas	2.3000	30000.	72	29520	No
113	GOM_NL__2PRFIN20071023_092020_000000352062_00408_29520_6978.N1	23-OCT-2007 09:20:20	Bright	34.500	49	1Alp UMi	1.9900	6300.0	69	29520	No
114	GOM_NL__2PRFIN20071023_092344_000000352062_00408_29520_6979.N1	23-OCT-2007 09:23:44	Bright	34.500	60	7Bet UMi	2.0810	3950.0	69	29520	No
115	GOM_NL__2PRFIN20071023_092835_000000382062_00408_29520_6980.N1	23-OCT-2007 09:28:35	Bright	38.000	36	50Alp UMa	1.8000	6300.0	76	29520	No
116	GOM_NL__2PRFIN20071023_093009_000000362062_00408_29520_6981.N1	23-OCT-2007 09:30:09	Bright	36.000	82	48Bet UMa	2.3650	10600.	72	29520	No
117	GOM_NL__2PRFIN20071023_093340_000000342062_00408_29520_6982.N1	23-OCT-2007 09:33:40	Bright	34.000	174	52Psi UMa	3.0040	4400.0	68	29520	No
118	GOM_NL__2PRFIN20071023_094038_000000342062_00408_29520_6983.N1	23-OCT-2007 09:40:38	Bright	34.000	96	68Del Leo	2.5600	9300.0	68	29520	No
119	GOM_NL__2PRFIN20071023_100013_000000382062_00408_29520_6984.N1	23-OCT-2007 10:00:13	Dark	38.000	113	Mu Vel	2.6920	5000.0	76	29520	No
120	GOM_NL__2PRFIN20071023_100149_000000482062_00408_29520_6985.N1	23-OCT-2007 10:01:49	Dark	47.500	65	Lam Vel	2.2040	4400.0	95	29520	No
121	GOM_NL__2PRFIN20071023_100445_000000442062_00409_29521_6986.N1	23-OCT-2007 10:04:45	Dark	44.000	46	Del Vel	1.9540	10600.	88	29521	No
122	GOM_NL__2PRFIN20071023_100640_000000382062_00409_29521_6987.N1	23-OCT-2007 10:06:40	Dark	38.000	29	Bet Car	1.6720	10200.	76	29521	No
123	GOM_NL__2PRFIN20071023_101052_000000482062_00409_29521_6988.N1	23-OCT-2007 10:10:52	Dark	48.000	2	Alp Car	-0.73600	7000.0	96	29521	No
124	GOM_NL__2PRFIN20071023_101743_000000372062_00409_29521_6989.N1	23-OCT-2007 10:17:43	Dark	37.000	143	Alp Hyi	2.8570	7200.0	74	29521	No
125	GOM_NL__2PRFIN20071023_101908_000000502062_00409_29521_6990.N1	23-OCT-2007 10:19:08	Dark	49.500	9	Alp Eri	0.45300	24000.	99	29521	No
126	GOM_NL__2PRFIN20071023_102203_000000402062_00409_29521_6991.N1	23-OCT-2007 10:22:03	Straylight	40.000	157	The1Eri	2.9060	9300.0	80	29521	No
127	GOM_NL__2PRFIN20071023_103034_000000422062_00409_29521_6992.N1	23-OCT-2007 10:30:34	Straylight	42.000	52	16Bet Cet	2.0370	4500.0	84	29521	No
128	GOM_NL__2PRFIN20071023_104004_000000362062_00409_29521_6993.N1	23-OCT-2007 10:40:04	Bright	35.500	140	88Gam Peg	2.8340	26000.	71	29521	No
129	GOM_NL__2PRFIN20071023_104358_000000352062_00409_29521_6994.N1	23-OCT-2007 10:43:58	Bright	35.000	58	21Alp And	2.0730	11000.	70	29521	No
130	GOM_NL__2PRFIN20071023_104600_000000402062_00409_29521_6995.N1	23-OCT-2007 10:46:00	Bright	40.000	53	43Bet And	2.0480	3300.0	80	29521	No
131	GOM_NL__2PRFIN20071023_105143_000000372062_00409_29521_6996.N1	23-OCT-2007 10:51:43	Bright	36.500	68	18Alp Cas	2.2250	4500.0	73	29521	No
132	GOM_NL__2PRFIN20071023_105301_000000382062_00409_29521_6997.N1	23-OCT-2007 10:53:01	Bright	37.500	76	27Gam Cas	2.3000	30000.	75	29521	No
133	GOM_NL__2PRFIN20071023_110056_000000362062_00409_29521_6998.N1	23-OCT-2007 11:00:56	Bright	35.500	49	1Alp UMi	1.9900	6300.0	71	29521	No
134	GOM_NL__2PRFIN20071023_110420_000000352062_00409_29521_6999.N1	23-OCT-2007 11:04:20	Bright	35.000	60	7Bet UMi	2.0810	3950.0	70	29521	No
135	GOM_NL__2PRFIN20071023_110910_000000352062_00409_29521_7000.N1	23-OCT-2007 11:09:10	Bright	34.500	36	50Alp UMa	1.8000	6300.0	69	29521	No
136	GOM_NL__2PRFIN20071023_111045_000000382062_00409_29521_7001.N1	23-OCT-2007 11:10:45	Bright	38.000	82	48Bet UMa	2.3650	10600.	76	29521	No
137	GOM_NL__2PRFIN20071023_111416_000000362062_00409_29521_7002.N1	23-OCT-2007 11:14:16	Bright	36.000	174	52Psi UMa	3.0040	4400.0	72	29521	No
138	GOM_NL__2PRFIN20071023_114049_000000392062_00409_29521_7003.N1	23-OCT-2007 11:40:49	Dark	38.500	113	Mu Vel	2.6920	5000.0	77	29521	No
139	GOM_NL__2PRFIN20071023_114225_000000482062_00409_29521_7004.N1	23-OCT-2007 11:42:25	Dark	48.000	65	Lam Vel	2.2040	4400.0	96	29521	No
140	GOM_NL__2PRFIN20071023_114521_000000412062_00410_29522_6996.N1	23-OCT-2007 11:45:21	Dark	41.000	46	Del Vel	1.9540	10600.	82	29522	No
141	GOM_NL__2PRFIN20071023_114716_000000382062_00410_29522_6997.N1	23-OCT-2007 11:47:16	Dark	38.000	29	Bet Car	1.6720	10200.	76	29522	No
142	GOM_NL__2PRFIN20071023_115129_000000482062_00410_29522_6998.N1	23-OCT-2007 11:51:29	Dark	47.500	2	Alp Car	-0.73600	7000.0	95	29522	No
143	GOM_NL__2PRFIN20071023_115819_000000372062_00410_29522_6999.N1	23-OCT-2007 11:58:19	Dark	37.000	143	Alp Hyi	2.8570	7200.0	74	29522	No
144	GOM_NL__2PRFIN20071023_115944_000000402062_00410_29522_7000.N1	23-OCT-2007 11:59:44	Dark	40.000	9	Alp Eri	0.45300	24000.	80	29522	No
145	GOM_NL__2PRFIN20071023_120240_000000402062_00410_29522_7001.N1	23-OCT-2007 12:02:40	Straylight	40.000	157	The1Eri	2.9060	9300.0	80	29522	No
146	GOM_NL__2PRFIN20071023_121110_000000432062_00410_29522_7002.N1	23-OCT-2007 12:11:10	Straylight	43.000	52	16Bet Cet	2.0370	4500.0	86	29522	No
147	GOM_NL__2PRFIN20071023_122040_000000352062_00410_29522_7003.N1	23-OCT-2007 12:20:40	Bright	34.500	140	88Gam Peg	2.8340	26000.	69	29522	No
148	GOM_NL__2PRFIN20071023_122434_000000372062_00410_29522_7004.N1	23-OCT-2007 12:24:34	Bright	36.500	58	21Alp And	2.0730	11000.	73	29522	No
149	GOM_NL__2PRFIN20071023_122635_000000382062_00410_29522_7005.N1	23-OCT-2007 12:26:35	Bright	38.000	53	43Bet And	2.0480	3300.0	76	29522	No
150	GOM_NL__2PRFIN20071023_123219_000000382062_00410_29522_7006.N1	23-OCT-2007 12:32:19	Bright	37.500	68	18Alp Cas	2.2250	4500.0	75	29522	No
151	GOM_NL__2PRFIN20071023_123337_000000372062_00410_29522_7007.N1	23-OCT-2007 12:33:37	Bright	37.000	76	27Gam Cas	2.3000	30000.	74	29522	No
152	GOM_NL__2PRFIN20071023_124132_000000362062_00410_29522_7008.N1	23-OCT-2007 12:41:32	Bright	35.500	49	1Alp UMi	1.9900	6300.0	71	29522	No
153	GOM_NL__2PRFIN20071023_124456_000000372062_00410_29522_7009.N1	23-OCT-2007 12:44:56	Bright	36.500	60	7Bet UMi	2.0810	3950.0	73	29522	No
154	GOM_NL__2PRFIN20071023_124946_000000352062_00410_29522_7010.N1	23-OCT-2007 12:49:46	Bright	35.000	36	50Alp UMa	1.8000	6300.0	70	29522	No
155	GOM_NL__2PRFIN20071023_125121_000000362062_00410_29522_7011.N1	23-OCT-2007 12:51:21	Bright	35.500	82	48Bet UMa	2.3650	10600.	71	29522	No
156	GOM_NL__2PRFIN20071023_125452_000000352062_00410_29522_7012.N1	23-OCT-2007 12:54:52	Bright	35.000	174	52Psi UMa	3.0040	4400.0	70	29522	No
157	GOM_NL__2PRFIN20071023_130150_000000542062_00410_29522_7013.N1	23-OCT-2007 13:01:50	Bright	54.000	96	68Del Leo	2.5600	9300.0	108	29522	No
158	GOM_NL__2PRFIN20071023_132126_000000382062_00410_29522_7014.N1	23-OCT-2007 13:21:26	Dark	38.000	113	Mu Vel	2.6920	5000.0	76	29522	No
159	GOM_NL__2PRFIN20071023_132302_000000522062_00410_29522_7015.N1	23-OCT-2007 13:23:02	Dark	51.500	65	Lam Vel	2.2040	4400.0	103	29522	No
160	GOM_NL__2PRFIN20071023_132558_000000402062_00411_29523_7015.N1	23-OCT-2007 13:25:58	Dark	40.000	46	Del Vel	1.9540	10600.	80	29523	No

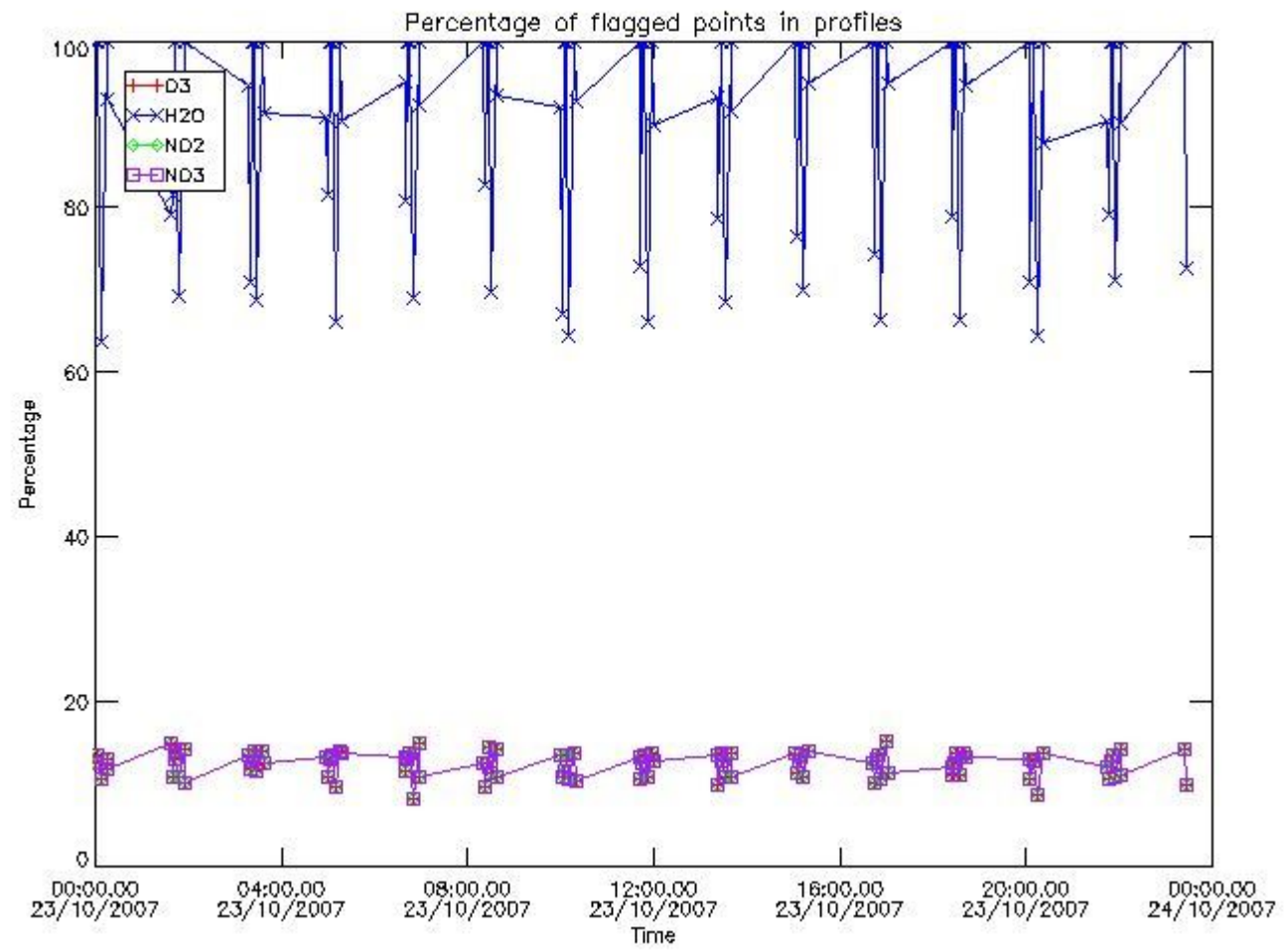
161	GOM_NL__2PRFIN20071023_132752_000000372062_00411_29523_7016.N1	23-OCT-2007 13:27:52	Dark	37.000	29	Bet Car	1.6720	10200.	74	29523	No
162	GOM_NL__2PRFIN20071023_133206_000000472062_00411_29523_7017.N1	23-OCT-2007 13:32:06	Dark	46.500	2	Alp Car	-0.73600	7000.0	93	29523	No
163	GOM_NL__2PRFIN20071023_133855_000000372062_00411_29523_7018.N1	23-OCT-2007 13:38:55	Dark	37.000	143	Alp Hyi	2.8570	7200.0	74	29523	No
164	GOM_NL__2PRFIN20071023_134020_000000482062_00411_29523_7019.N1	23-OCT-2007 13:40:20	Dark	47.500	9	Alp Eri	0.45300	24000.	95	29523	No
165	GOM_NL__2PRFIN20071023_134316_000000442062_00411_29523_7020.N1	23-OCT-2007 13:43:16	Straylight	43.500	157	The1Eri	2.9060	9300.0	87	29523	No
166	GOM_NL__2PRFIN20071023_135146_000000422062_00411_29523_7021.N1	23-OCT-2007 13:51:46	Straylight	42.000	52	16Bet Cet	2.0370	4500.0	84	29523	No
167	GOM_NL__2PRFIN20071023_140116_000000362062_00411_29523_7022.N1	23-OCT-2007 14:01:16	Bright	36.000	140	88Gam Peg	2.8340	26000.	72	29523	No
168	GOM_NL__2PRFIN20071023_140510_000000362062_00411_29523_7023.N1	23-OCT-2007 14:05:10	Bright	36.000	58	21Alp And	2.0730	11000.	72	29523	No
169	GOM_NL__2PRFIN20071023_140711_000000372062_00411_29523_7024.N1	23-OCT-2007 14:07:11	Bright	37.000	53	43Bet And	2.0480	3300.0	74	29523	No
170	GOM_NL__2PRFIN20071023_141255_000000372062_00411_29523_7025.N1	23-OCT-2007 14:12:55	Bright	36.500	68	18Alp Cas	2.2250	4500.0	73	29523	No
171	GOM_NL__2PRFIN20071023_141412_000000372062_00411_29523_7026.N1	23-OCT-2007 14:14:12	Bright	36.500	76	27Gam Cas	2.3000	30000.	73	29523	No
172	GOM_NL__2PRFIN20071023_142208_000000352062_00411_29523_7027.N1	23-OCT-2007 14:22:08	Bright	35.000	49	1Alp UMi	1.9900	6300.0	70	29523	No
173	GOM_NL__2PRFIN20071023_142532_000000362062_00411_29523_7028.N1	23-OCT-2007 14:25:32	Bright	35.500	60	7Bet UMi	2.0810	3950.0	71	29523	No
174	GOM_NL__2PRFIN20071023_143022_000000372062_00411_29523_7029.N1	23-OCT-2007 14:30:22	Bright	36.500	36	50Alp UMa	1.8000	6300.0	73	29523	No
175	GOM_NL__2PRFIN20071023_143157_000000362062_00411_29523_7030.N1	23-OCT-2007 14:31:57	Bright	35.500	82	48Bet UMa	2.3650	10600.	71	29523	No
176	GOM_NL__2PRFIN20071023_143528_000000542062_00411_29523_7031.N1	23-OCT-2007 14:35:28	Bright	54.000	174	52Psi UMa	3.0040	4400.0	108	29523	No
177	GOM_NL__2PRFIN20071023_144227_000000342062_00411_29523_7032.N1	23-OCT-2007 14:42:27	Bright	34.000	96	68Del Leo	2.5600	9300.0	68	29523	No
178	GOM_NL__2PRFIN20071023_150202_000000412062_00411_29523_7033.N1	23-OCT-2007 15:02:02	Dark	40.500	113	Mu Vel	2.6920	5000.0	81	29523	No
179	GOM_NL__2PRFIN20071023_150339_000000542062_00411_29523_7034.N1	23-OCT-2007 15:03:39	Dark	53.500	65	Lam Vel	2.2040	4400.0	107	29523	No
180	GOM_NL__2PRFIN20071023_150634_000000402062_00412_29524_7040.N1	23-OCT-2007 15:06:34	Dark	40.000	46	Del Vel	1.9540	10600.	80	29524	No
181	GOM_NL__2PRFIN20071023_150829_000000382062_00412_29524_7041.N1	23-OCT-2007 15:08:29	Dark	37.500	29	Bet Car	1.6720	10200.	75	29524	No
182	GOM_NL__2PRFIN20071023_151242_000000472062_00412_29524_7042.N1	23-OCT-2007 15:12:42	Dark	47.000	2	Alp Car	-0.73600	7000.0	94	29524	No
183	GOM_NL__2PRFIN20071023_151931_000000372062_00412_29524_7043.N1	23-OCT-2007 15:19:31	Dark	36.500	143	Alp Hyi	2.8570	7200.0	73	29524	No
184	GOM_NL__2PRFIN20071023_152056_000000402062_00412_29524_7044.N1	23-OCT-2007 15:20:56	Dark	40.000	9	Alp Eri	0.45300	24000.	80	29524	No
185	GOM_NL__2PRFIN20071023_152352_000000432062_00412_29524_7045.N1	23-OCT-2007 15:23:52	Straylight	42.500	157	The1Eri	2.9060	9300.0	85	29524	No
186	GOM_NL__2PRFIN20071023_153222_000000412062_00412_29524_7046.N1	23-OCT-2007 15:32:22	Straylight	40.500	52	16Bet Cet	2.0370	4500.0	81	29524	No
187	GOM_NL__2PRFIN20071023_154152_000000352062_00412_29524_7047.N1	23-OCT-2007 15:41:52	Bright	34.500	140	88Gam Peg	2.8340	26000.	69	29524	No
188	GOM_NL__2PRFIN20071023_154546_000000362062_00412_29524_7048.N1	23-OCT-2007 15:45:46	Bright	36.000	58	21Alp And	2.0730	11000.	72	29524	No
189	GOM_NL__2PRFIN20071023_154747_000000382062_00412_29524_7049.N1	23-OCT-2007 15:47:47	Bright	37.500	53	43Bet And	2.0480	3300.0	75	29524	No
190	GOM_NL__2PRFIN20071023_155331_000000362062_00412_29524_7050.N1	23-OCT-2007 15:53:31	Bright	35.500	68	18Alp Cas	2.2250	4500.0	71	29524	No
191	GOM_NL__2PRFIN20071023_155448_000000362062_00412_29524_7051.N1	23-OCT-2007 15:54:48	Bright	35.500	76	27Gam Cas	2.3000	30000.	71	29524	No
192	GOM_NL__2PRFIN20071023_160244_000000362062_00412_29524_7052.N1	23-OCT-2007 16:02:44	Bright	35.500	49	1Alp UMi	1.9900	6300.0	71	29524	No
193	GOM_NL__2PRFIN20071023_160608_000000372062_00412_29524_7053.N1	23-OCT-2007 16:06:08	Bright	36.500	60	7Bet UMi	2.0810	3950.0	73	29524	No
194	GOM_NL__2PRFIN20071023_161058_000000382062_00412_29524_7054.N1	23-OCT-2007 16:10:58	Bright	38.000	36	50Alp UMa	1.8000	6300.0	76	29524	No
195	GOM_NL__2PRFIN20071023_161233_000000382062_00412_29524_7055.N1	23-OCT-2007 16:12:33	Bright	38.000	82	48Bet UMa	2.3650	10600.	76	29524	No
196	GOM_NL__2PRFIN20071023_161604_000000362062_00412_29524_7056.N1	23-OCT-2007 16:16:04	Bright	35.500	174	52Psi UMa	3.0040	4400.0	71	29524	No
197	GOM_NL__2PRFIN20071023_162302_000000352062_00412_29524_7057.N1	23-OCT-2007 16:23:02	Bright	34.500	96	68Del Leo	2.5600	9300.0	69	29524	No
198	GOM_NL__2PRFIN20071023_164238_000000412062_00412_29524_7058.N1	23-OCT-2007 16:42:38	Dark	41.000	113	Mu Vel	2.6920	5000.0	82	29524	No
199	GOM_NL__2PRFIN20071023_164415_000000552062_00412_29524_7059.N1	23-OCT-2007 16:44:15	Dark	55.000	65	Lam Vel	2.2040	4400.0	110	29524	No
200	GOM_NL__2PRFIN20071023_164711_000000402062_00413_29525_7050.N1	23-OCT-2007 16:47:11	Dark	39.500	46	Del Vel	1.9540	10600.	79	29525	No
201	GOM_NL__2PRFIN20071023_164905_000000382062_00413_29525_7051.N1	23-OCT-2007 16:49:05	Dark	37.500	29	Bet Car	1.6720	10200.	75	29525	No
202	GOM_NL__2PRFIN20071023_165319_000000482062_00413_29525_7052.N1	23-OCT-2007 16:53:19	Dark	48.000	2	Alp Car	-0.73600	7000.0	96	29525	No
203	GOM_NL__2PRFIN20071023_170007_000000372062_00413_29525_7053.N1	23-OCT-2007 17:00:07	Dark	37.000	143	Alp Hyi	2.8570	7200.0	74	29525	No
204	GOM_NL__2PRFIN20071023_170132_000000492062_00413_29525_7054.N1	23-OCT-2007 17:01:32	Dark	49.000	9	Alp Eri	0.45300	24000.	98	29525	No
205	GOM_NL__2PRFIN20071023_170429_000000442062_00413_29525_7055.N1	23-OCT-2007 17:04:29	Straylight	43.500	157	The1Eri	2.9060	9300.0	87	29525	No
206	GOM_NL__2PRFIN20071023_171258_000000442062_00413_29525_7056.N1	23-OCT-2007 17:12:58	Straylight	43.500	52	16Bet Cet	2.0370	4500.0	87	29525	No
207	GOM_NL__2PRFIN20071023_172228_000000342062_00413_29525_7057.N1	23-OCT-2007 17:22:28	Bright	34.000	140	88Gam Peg	2.8340	26000.	68	29525	No
208	GOM_NL__2PRFIN20071023_172622_000000362062_00413_29525_7058.N1	23-OCT-2007 17:26:22	Bright	36.000	58	21Alp And	2.0730	11000.	72	29525	No
209	GOM_NL__2PRFIN20071023_172823_000000392062_00413_29525_7059.N1	23-OCT-2007 17:28:23	Bright	38.500	53	43Bet And	2.0480	3300.0	77	29525	No
210	GOM_NL__2PRFIN20071023_173407_000000372062_00413_29525_7060.N1	23-OCT-2007 17:34:07	Bright	37.000	68	18Alp Cas	2.2250	4500.0	74	29525	No
211	GOM_NL__2PRFIN20071023_173524_000000362062_00413_29525_7061.N1	23-OCT-2007 17:35:24	Bright	36.000	76	27Gam Cas	2.3000	30000.	72	29525	No
212	GOM_NL__2PRFIN20071023_174320_000000372062_00413_29525_7062.N1	23-OCT-2007 17:43:20	Bright	37.000	49	1Alp UMi	1.9900	6300.0	74	29525	No
213	GOM_NL__2PRFIN20071023_174644_000000382062_00413_29525_7063.N1	23-OCT-2007 17:46:44	Bright	37.500	60	7Bet UMi	2.0810	3950.0	75	29525	No
214	GOM_NL__2PRFIN20071023_175134_000000382062_00413_29525_7064.N1	23-OCT-2007 17:51:34	Bright	38.000	36	50Alp UMa	1.8000	6300.0	76	29525	No
215	GOM_NL__2PRFIN20071023_175309_000000352062_00413_29525_7065.N1	23-OCT-2007 17:53:09	Bright	34.500	82	48Bet UMa	2.3650	10600.	69	29525	No
216	GOM_NL__2PRFIN20071023_175640_000000372062_00413_29525_7066.N1	23-OCT-2007 17:56:40	Bright	36.500	174	52Psi UMa	3.0040	4400.0	73	29525	No
217	GOM_NL__2PRFIN20071023_180339_000000352062_00413_29525_7067.N1	23-OCT-2007 18:03:39	Bright	34.500	96	68Del Leo	2.5600	9300.0	69	29525	No
218	GOM_NL__2PRFIN20071023_182314_000000422062_00413_29525_7068.N1	23-OCT-2007 18:23:14	Dark	42.000	113	Mu Vel	2.6920	5000.0	84	29525	No
219	GOM_NL__2PRFIN20071023_182452_000000462062_00413_29525_7069.N1	23-OCT-2007 18:24:52	Dark	45.500	65	Lam Vel	2.2040	4400.0	91	29525	No

220	GOM_NL__2PRFIN20071023_182748_000000412062_00414_29526_7072.N1	23-OCT-2007 18:27:48	Dark	41.000	46	Del Vel	1.9540	10600.	82	29526	No
221	GOM_NL__2PRFIN20071023_182941_000000372062_00414_29526_7073.N1	23-OCT-2007 18:29:41	Dark	37.000	29	Bet Car	1.6720	10200.	74	29526	No
222	GOM_NL__2PRFIN20071023_183356_000000512062_00414_29526_7074.N1	23-OCT-2007 18:33:56	Dark	51.000	2	Alp Car	-0.73600	7000.0	102	29526	No
223	GOM_NL__2PRFIN20071023_184044_000000372062_00414_29526_7075.N1	23-OCT-2007 18:40:44	Dark	37.000	143	Alp Hyi	2.8570	7200.0	74	29526	No
224	GOM_NL__2PRFIN20071023_184209_000000382062_00414_29526_7076.N1	23-OCT-2007 18:42:09	Dark	38.000	9	Alp Eri	0.45300	24000.	76	29526	No
225	GOM_NL__2PRFIN20071023_184505_000000422062_00414_29526_7077.N1	23-OCT-2007 18:45:05	Straylight	41.500	157	The1Eri	2.9060	9300.0	83	29526	No
226	GOM_NL__2PRFIN20071023_185334_000000432062_00414_29526_7078.N1	23-OCT-2007 18:53:34	Straylight	43.000	52	16Bet Cet	2.0370	4500.0	86	29526	No
227	GOM_NL__2PRFIN20071023_190304_000000342062_00414_29526_7079.N1	23-OCT-2007 19:03:04	Bright	33.500	140	88Gam Peg	2.8340	26000.	67	29526	No
228	GOM_NL__2PRFIN20071023_190658_000000352062_00414_29526_7080.N1	23-OCT-2007 19:06:58	Bright	35.000	58	21Alp And	2.0730	11000.	70	29526	No
229	GOM_NL__2PRFIN20071023_190859_000000372062_00414_29526_7081.N1	23-OCT-2007 19:08:59	Bright	37.000	53	43Bet And	2.0480	3300.0	74	29526	No
230	GOM_NL__2PRFIN20071023_191443_000000382062_00414_29526_7082.N1	23-OCT-2007 19:14:43	Bright	37.500	68	18Alp Cas	2.2250	4500.0	75	29526	No
231	GOM_NL__2PRFIN20071023_191600_000000372062_00414_29526_7083.N1	23-OCT-2007 19:16:00	Bright	37.000	76	27Gam Cas	2.3000	30000.	74	29526	No
232	GOM_NL__2PRFIN20071023_192356_000000362062_00414_29526_7084.N1	23-OCT-2007 19:23:56	Bright	35.500	49	1Alp UMi	1.9900	6300.0	71	29526	No
233	GOM_NL__2PRFIN20071023_192720_000000362062_00414_29526_7085.N1	23-OCT-2007 19:27:20	Bright	36.000	60	7Bet UMi	2.0810	3950.0	72	29526	No
234	GOM_NL__2PRFIN20071023_193210_000000392062_00414_29526_7086.N1	23-OCT-2007 19:32:10	Bright	39.000	36	50Alp UMa	1.8000	6300.0	78	29526	No
235	GOM_NL__2PRFIN20071023_193345_000000422062_00414_29526_7087.N1	23-OCT-2007 19:33:45	Bright	41.500	82	48Bet UMa	2.3650	10600.	83	29526	No
236	GOM_NL__2PRFIN20071023_193716_000000362062_00414_29526_7088.N1	23-OCT-2007 19:37:16	Bright	36.000	174	52Psi UMa	3.0040	4400.0	72	29526	No
237	GOM_NL__2PRFIN20071023_194415_000000412062_00414_29526_7089.N1	23-OCT-2007 19:44:15	Bright	40.500	96	68Del Leo	2.5600	9300.0	81	29526	No
238	GOM_NL__2PRFIN20071023_200351_000000402062_00414_29526_7090.N1	23-OCT-2007 20:03:51	Dark	39.500	113	Mu Vel	2.6920	5000.0	79	29526	No
239	GOM_NL__2PRFIN20071023_200529_000000492062_00414_29526_7091.N1	23-OCT-2007 20:05:29	Dark	48.500	65	Lam Vel	2.2040	4400.0	97	29526	No
240	GOM_NL__2PRFIN20071023_201017_000000402062_00415_29527_7122.N1	23-OCT-2007 20:10:17	Dark	40.000	29	Bet Car	1.6720	10200.	80	29527	No
241	GOM_NL__2PRFIN20071023_201433_000000602062_00415_29527_7123.N1	23-OCT-2007 20:14:33	Dark	59.500	2	Alp Car	-0.73600	7000.0	119	29527	No
242	GOM_NL__2PRFIN20071023_202120_000000372062_00415_29527_7124.N1	23-OCT-2007 20:21:20	Dark	37.000	143	Alp Hyi	2.8570	7200.0	74	29527	No
243	GOM_NL__2PRFIN20071023_202245_000000372062_00415_29527_7125.N1	23-OCT-2007 20:22:45	Dark	37.000	9	Alp Eri	0.45300	24000.	74	29527	No
244	GOM_NL__2PRFIN20071023_202542_000000412062_00415_29527_7126.N1	23-OCT-2007 20:25:42	Straylight	40.500	157	The1Eri	2.9060	9300.0	81	29527	No
245	GOM_NL__2PRFIN20071023_203410_000000432062_00415_29527_7127.N1	23-OCT-2007 20:34:10	Straylight	42.500	52	16Bet Cet	2.0370	4500.0	85	29527	No
246	GOM_NL__2PRFIN20071023_204340_000000352062_00415_29527_7128.N1	23-OCT-2007 20:43:40	Bright	35.000	140	88Gam Peg	2.8340	26000.	70	29527	No
247	GOM_NL__2PRFIN20071023_204734_000000372062_00415_29527_7129.N1	23-OCT-2007 20:47:34	Bright	36.500	58	21Alp And	2.0730	11000.	73	29527	No
248	GOM_NL__2PRFIN20071023_204934_000000392062_00415_29527_7130.N1	23-OCT-2007 20:49:34	Bright	38.500	53	43Bet And	2.0480	3300.0	77	29527	No
249	GOM_NL__2PRFIN20071023_205518_000000372062_00415_29527_7131.N1	23-OCT-2007 20:55:18	Bright	37.000	68	18Alp Cas	2.2250	4500.0	74	29527	No
250	GOM_NL__2PRFIN20071023_205636_000000372062_00415_29527_7132.N1	23-OCT-2007 20:56:36	Bright	36.500	76	27Gam Cas	2.3000	30000.	73	29527	No
251	GOM_NL__2PRFIN20071023_210431_000000362062_00415_29527_7133.N1	23-OCT-2007 21:04:31	Bright	36.000	49	1Alp UMi	1.9900	6300.0	72	29527	No
252	GOM_NL__2PRFIN20071023_210757_000000362062_00415_29527_7134.N1	23-OCT-2007 21:07:57	Bright	36.000	60	7Bet UMi	2.0810	3950.0	72	29527	No
253	GOM_NL__2PRFIN20071023_211246_000000342062_00415_29527_7135.N1	23-OCT-2007 21:12:46	Bright	34.000	36	50Alp UMa	1.8000	6300.0	68	29527	No
254	GOM_NL__2PRFIN20071023_211421_000000542062_00415_29527_7136.N1	23-OCT-2007 21:14:21	Bright	54.000	82	48Bet UMa	2.3650	10600.	108	29527	No
255	GOM_NL__2PRFIN20071023_211752_000000542062_00415_29527_7137.N1	23-OCT-2007 21:17:52	Bright	54.000	174	52Psi UMa	3.0040	4400.0	108	29527	No
256	GOM_NL__2PRFIN20071023_212451_000000352062_00415_29527_7138.N1	23-OCT-2007 21:24:51	Bright	35.000	96	68Del Leo	2.5600	9300.0	70	29527	No
257	GOM_NL__2PRFIN20071023_214427_000000422062_00415_29527_7139.N1	23-OCT-2007 21:44:27	Dark	42.000	113	Mu Vel	2.6920	5000.0	84	29527	No
258	GOM_NL__2PRFIN20071023_214605_000000482062_00415_29527_7140.N1	23-OCT-2007 21:46:05	Dark	48.000	65	Lam Vel	2.2040	4400.0	96	29527	No
259	GOM_NL__2PRFIN20071023_214901_000000402062_00416_29528_7130.N1	23-OCT-2007 21:49:01	Dark	40.000	46	Del Vel	1.9540	10600.	80	29528	No
260	GOM_NL__2PRFIN20071023_215054_000000382062_00416_29528_7131.N1	23-OCT-2007 21:50:54	Dark	38.000	29	Bet Car	1.6720	10200.	76	29528	No
261	GOM_NL__2PRFIN20071023_215509_000000472062_00416_29528_7132.N1	23-OCT-2007 21:55:09	Dark	47.000	2	Alp Car	-0.73600	7000.0	94	29528	No
262	GOM_NL__2PRFIN20071023_220156_000000362062_00416_29528_7133.N1	23-OCT-2007 22:01:56	Dark	36.000	143	Alp Hyi	2.8570	7200.0	72	29528	No
263	GOM_NL__2PRFIN20071023_220321_000000462062_00416_29528_7134.N1	23-OCT-2007 22:03:21	Dark	46.000	9	Alp Eri	0.45300	24000.	92	29528	No
264	GOM_NL__2PRFIN20071023_220618_000000442062_00416_29528_7135.N1	23-OCT-2007 22:06:18	Straylight	44.000	157	The1Eri	2.9060	9300.0	88	29528	No
265	GOM_NL__2PRFIN20071023_221446_000000442062_00416_29528_7136.N1	23-OCT-2007 22:14:46	Straylight	44.000	52	16Bet Cet	2.0370	4500.0	88	29528	No
266	GOM_NL__2PRFIN20071023_222416_000000362062_00416_29528_7137.N1	23-OCT-2007 22:24:16	Bright	36.000	140	88Gam Peg	2.8340	26000.	72	29528	No
267	GOM_NL__2PRFIN20071023_222810_000000372062_00416_29528_7138.N1	23-OCT-2007 22:28:10	Bright	37.000	58	21Alp And	2.0730	11000.	74	29528	No
268	GOM_NL__2PRFIN20071023_223010_000000392062_00416_29528_7139.N1	23-OCT-2007 22:30:10	Bright	39.000	53	43Bet And	2.0480	3300.0	78	29528	No
269	GOM_NL__2PRFIN20071023_223554_000000362062_00416_29528_7140.N1	23-OCT-2007 22:35:54	Bright	36.000	68	18Alp Cas	2.2250	4500.0	72	29528	No
270	GOM_NL__2PRFIN20071023_223711_000000372062_00416_29528_7141.N1	23-OCT-2007 22:37:11	Bright	36.500	76	27Gam Cas	2.3000	30000.	73	29528	No
271	GOM_NL__2PRFIN20071023_224507_000000362062_00416_29528_7142.N1	23-OCT-2007 22:45:07	Bright	36.000	49	1Alp UMi	1.9900	6300.0	72	29528	No
272	GOM_NL__2PRFIN20071023_224833_000000372062_00416_29528_7143.N1	23-OCT-2007 22:48:33	Bright	37.000	60	7Bet UMi	2.0810	3950.0	74	29528	No
273	GOM_NL__2PRFIN20071023_225322_000000382062_00416_29528_7144.N1	23-OCT-2007 22:53:22	Bright	37.500	36	50Alp UMa	1.8000	6300.0	75	29528	No
274	GOM_NL__2PRFIN20071023_225457_000000352062_00416_29528_7145.N1	23-OCT-2007 22:54:57	Bright	34.500	82	48Bet UMa	2.3650	10600.	69	29528	No
275	GOM_NL__2PRFIN20071023_225828_000000542062_00416_29528_7146.N1	23-OCT-2007 22:58:28	Bright	54.000	174	52Psi UMa	3.0040	4400.0	108	29528	No
276	GOM_NL__2PRFIN20071023_230527_000000352062_00416_29528_7147.N1	23-OCT-2007 23:05:27	Bright	34.500	96	68Del Leo	2.5600	9300.0	69	29528	No
277	GOM_NL__2PRFIN20071023_232503_000000402062_00416_29528_7148.N1	23-OCT-2007 23:25:03	Dark	39.500	113	Mu Vel	2.6920	5000.0	79	29528	No
278	GOM_NL__2PRFIN20071023_232642_000000522062_00416_29528_7149.N1	23-OCT-2007 23:26:42	Dark	51.500	65	Lam Vel	2.2040	4400.0	103	29528	No

3. Quality information per product

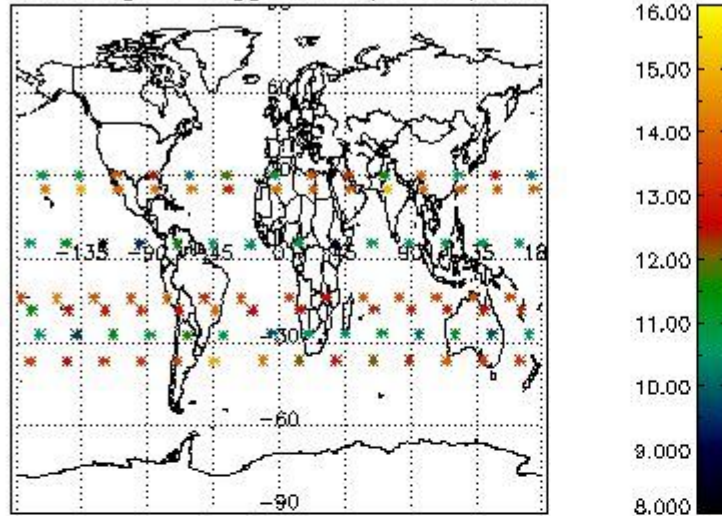
In this section it is plotted some information contained in the Quality Summary data set of the level 2 products. Only products in dark limb conditions and without errors (error flag in the MPH set to "0") are used.

3.1 Plot quality information per product (time dependant)

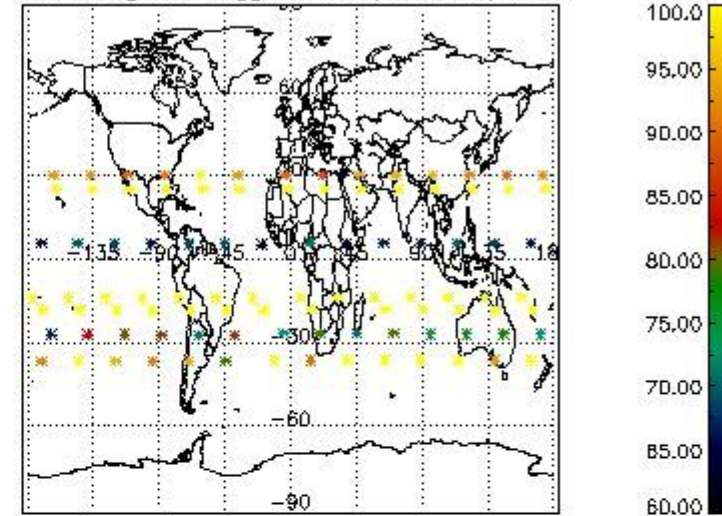


3.2 Plot quality information per product (world map)

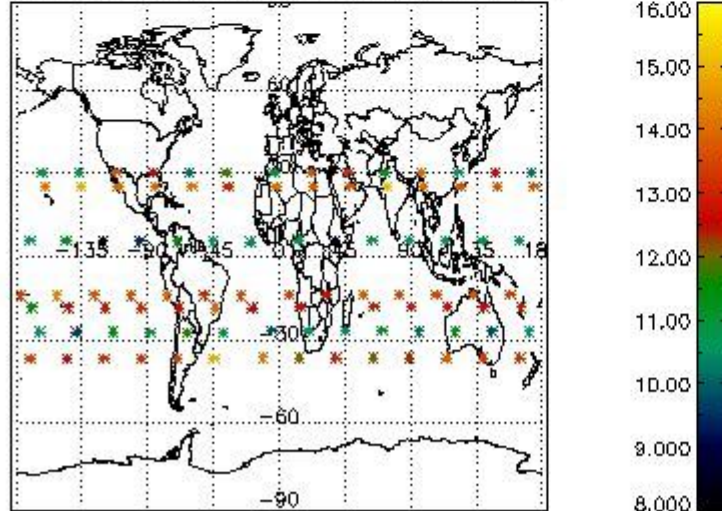
Percentage of flagged data per O3 profile



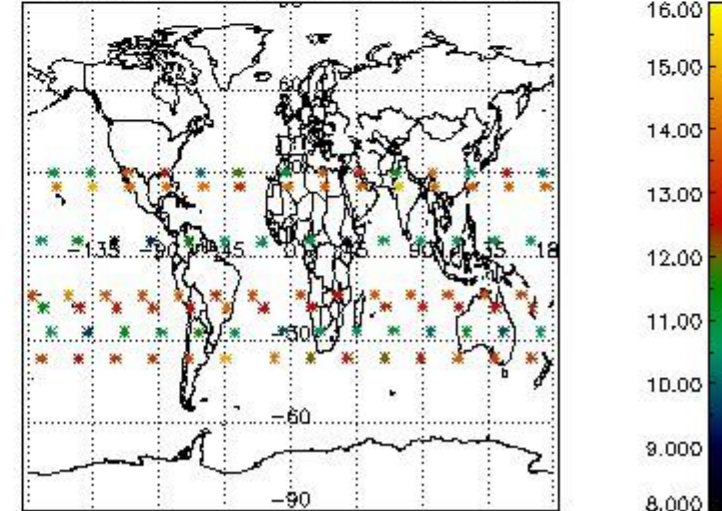
Percentage of flagged data per H2O profile



Percentage of flagged data per NO2 profile



Percentage of flagged data per NO3 profile

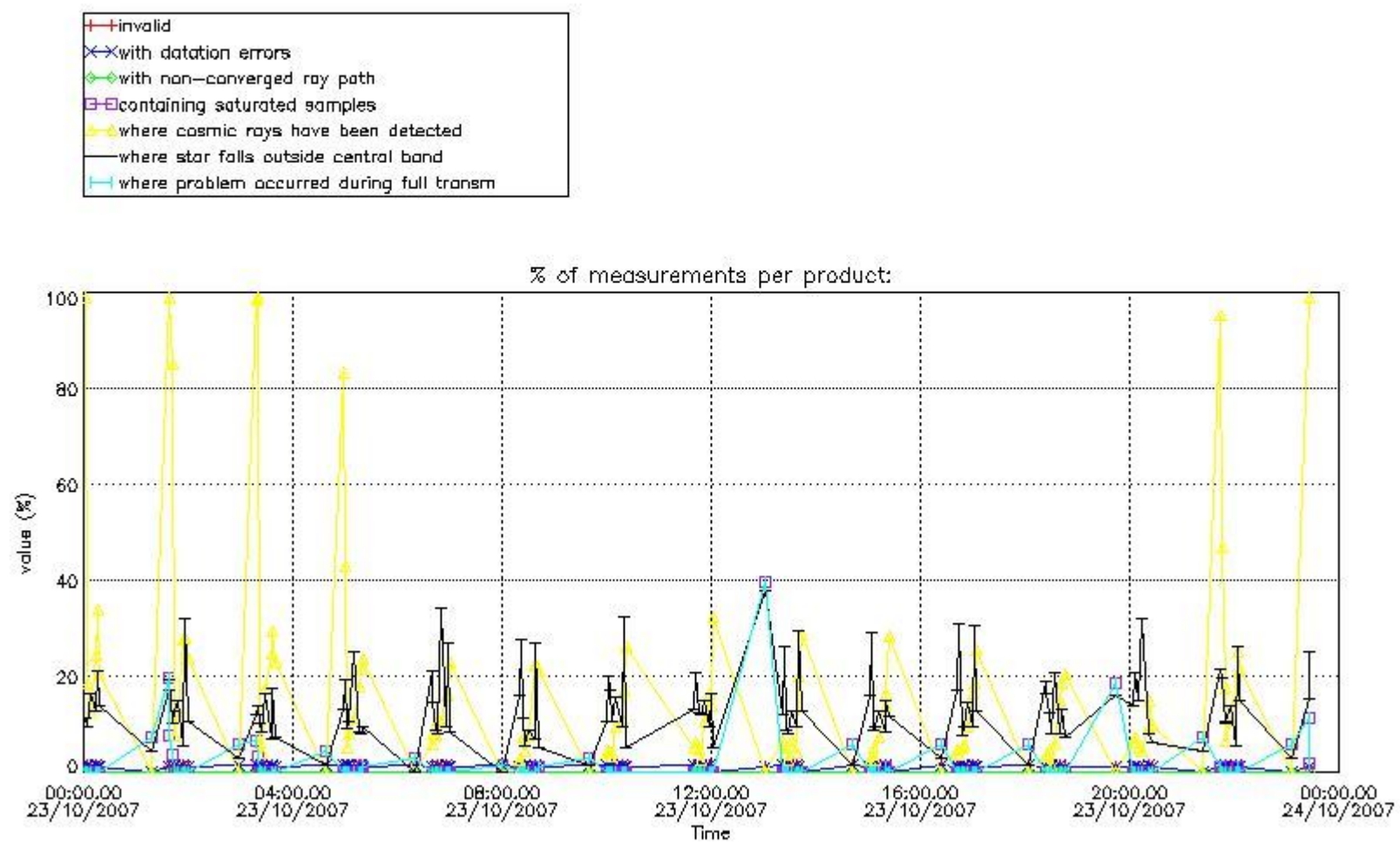


4. Level 1 quality information per product

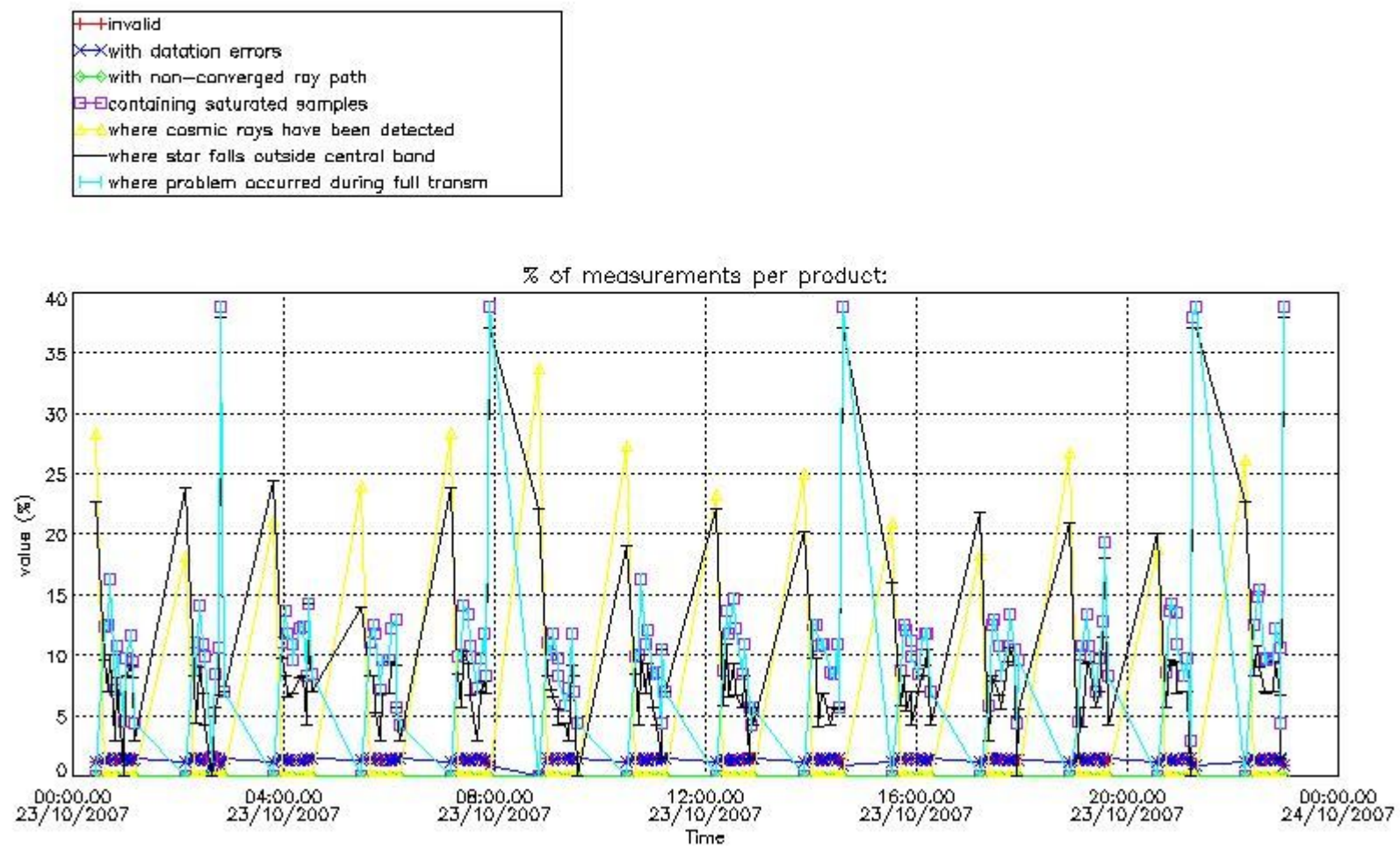
In this section it is plotted some information contained in the Quality Summary data set of the level 2 products that comes from the level 1b processing. Products without errors (error flag in the MPH set to "0") are used.

4.1 Plot quality information per product (time dependant) coming from level 1b processing

4.1.1 Plot level 1 quality information per product (time dependant): ENVISAT ASCENDING passes



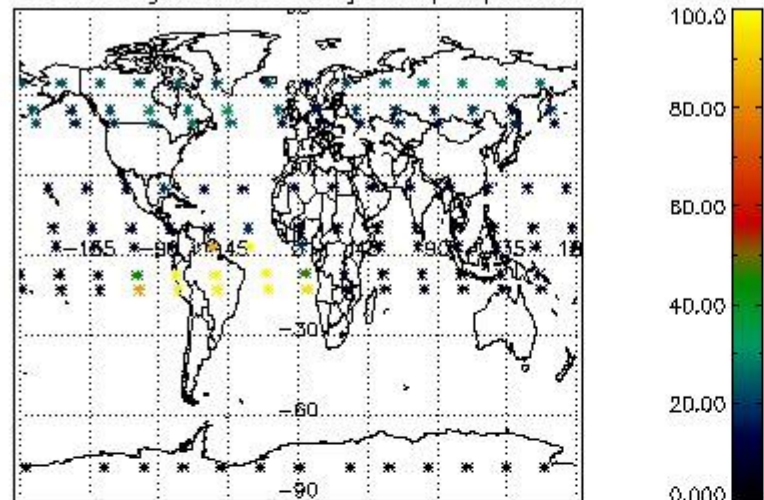
4.1.2 Plot level 1 quality information per product (time dependant): ENVI SAT DESCENDING passes



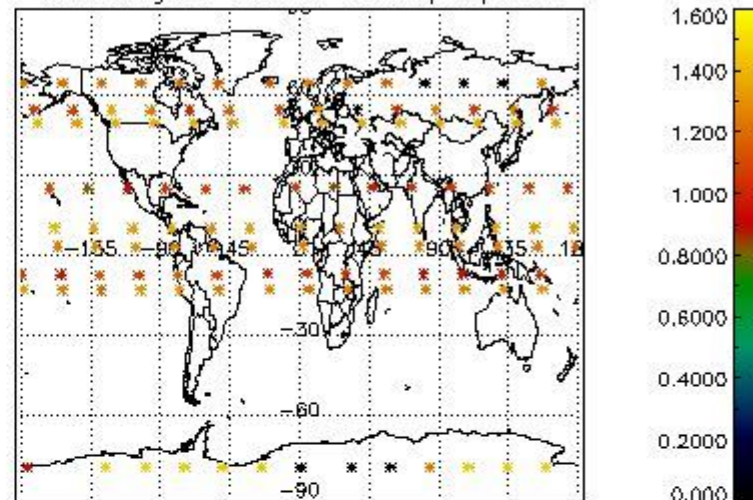
4.2 Plot quality information per product coming from level 1b processing (world map)

4.2.1 Plot level 1 quality information per product (world map): ENVISAT ASCENDING passes

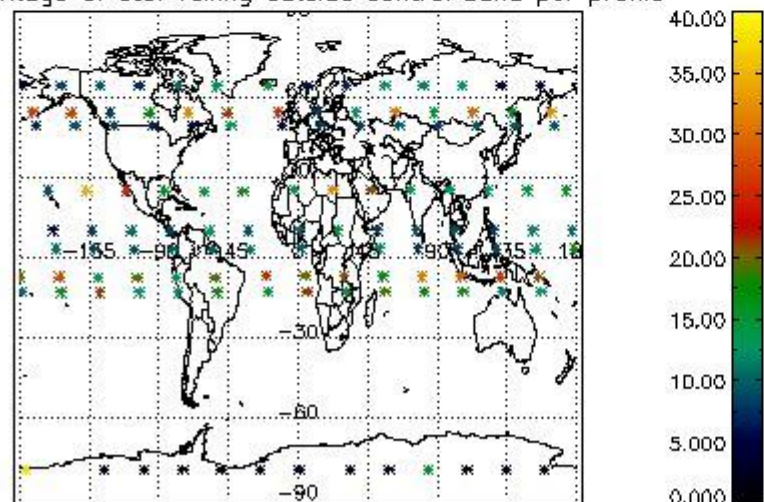
Percentage of cosmic ray hits per profile



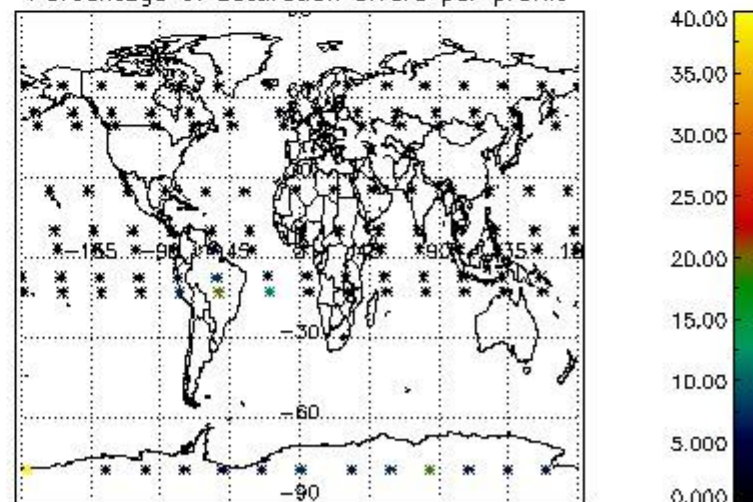
Percentage of datation errors per profile



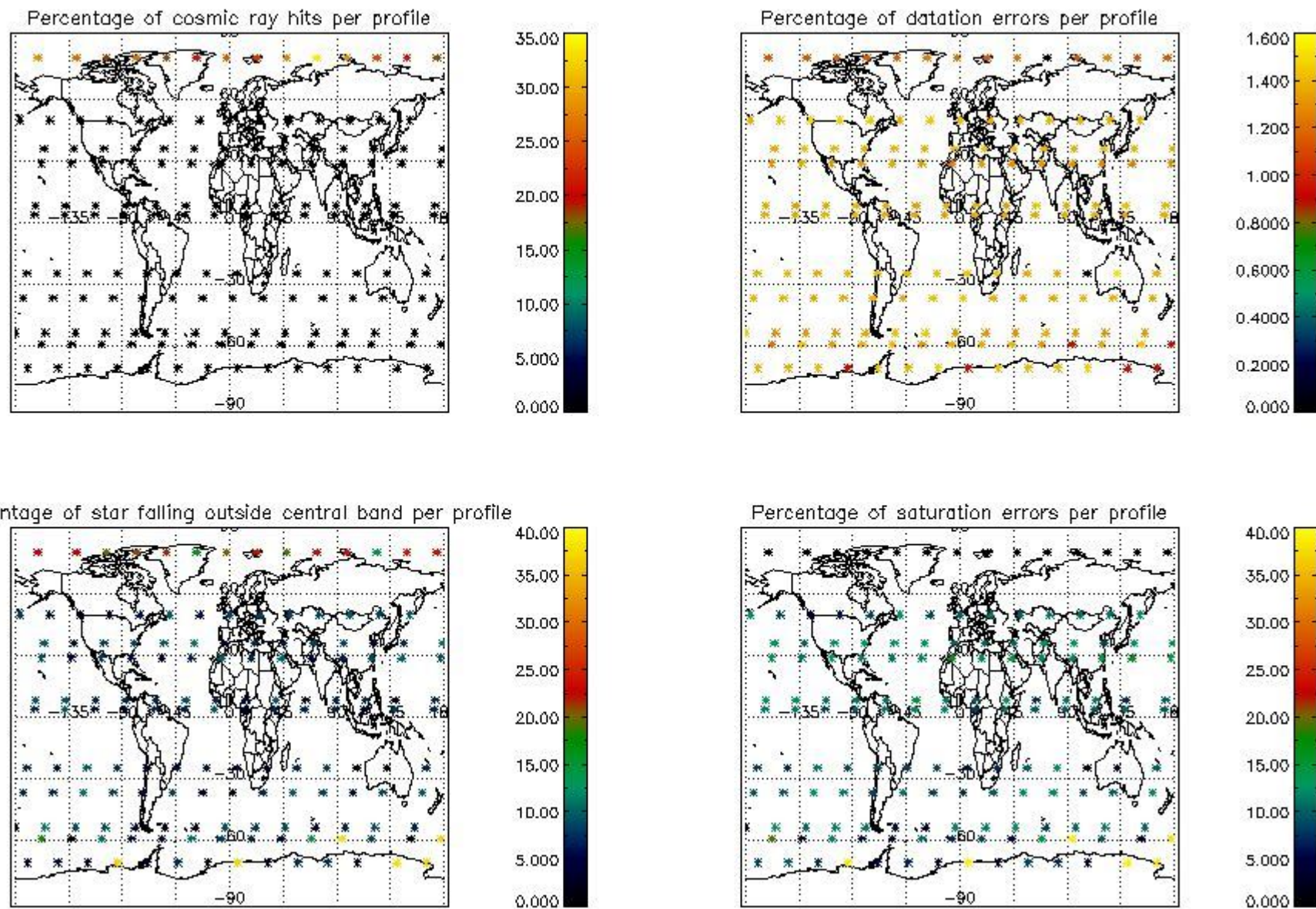
Percentage of star falling outside central band per profile



Percentage of saturation errors per profile



4.2.2 Plot level 1 quality information per product (world map): ENVISAT DESCENDING passes



5. Trace gas profiles

5.1 Ozone statistics based on quality of products

The final quality of the products can be "measured" using the STD (Standard Deviation) attached to every point profile. This information is written to the parameter GOM_NL__2P/NL_LOCAL_SPECIES_DENSITY/o3_std of the level 2 products. The table below shows the statistics for given STD ranges.

The statistics are given with respect to the overall valid production:

- Products without fatal errors: GOM_NL__2P/MPH/PRODUCT_ERR=0
- Valid point profile: GOM_NL__2P/NL_LOCAL_SPECIES_DENSITY/pcd(0)=0

The 'Criteria' is applied to valid points of dark limb products:

- Products in dark limb illumination condition: GOM_NL__2P/NL_SUMMARY_QUALITY/obs_ill_cond=0
- Products without fatal errors: GOM_NL__2P/MPH/PRODUCT_ERR=0
- Valid point profile: GOM_NL__2P/NL_LOCAL_SPECIES_DENSITY/pcd(0)=0

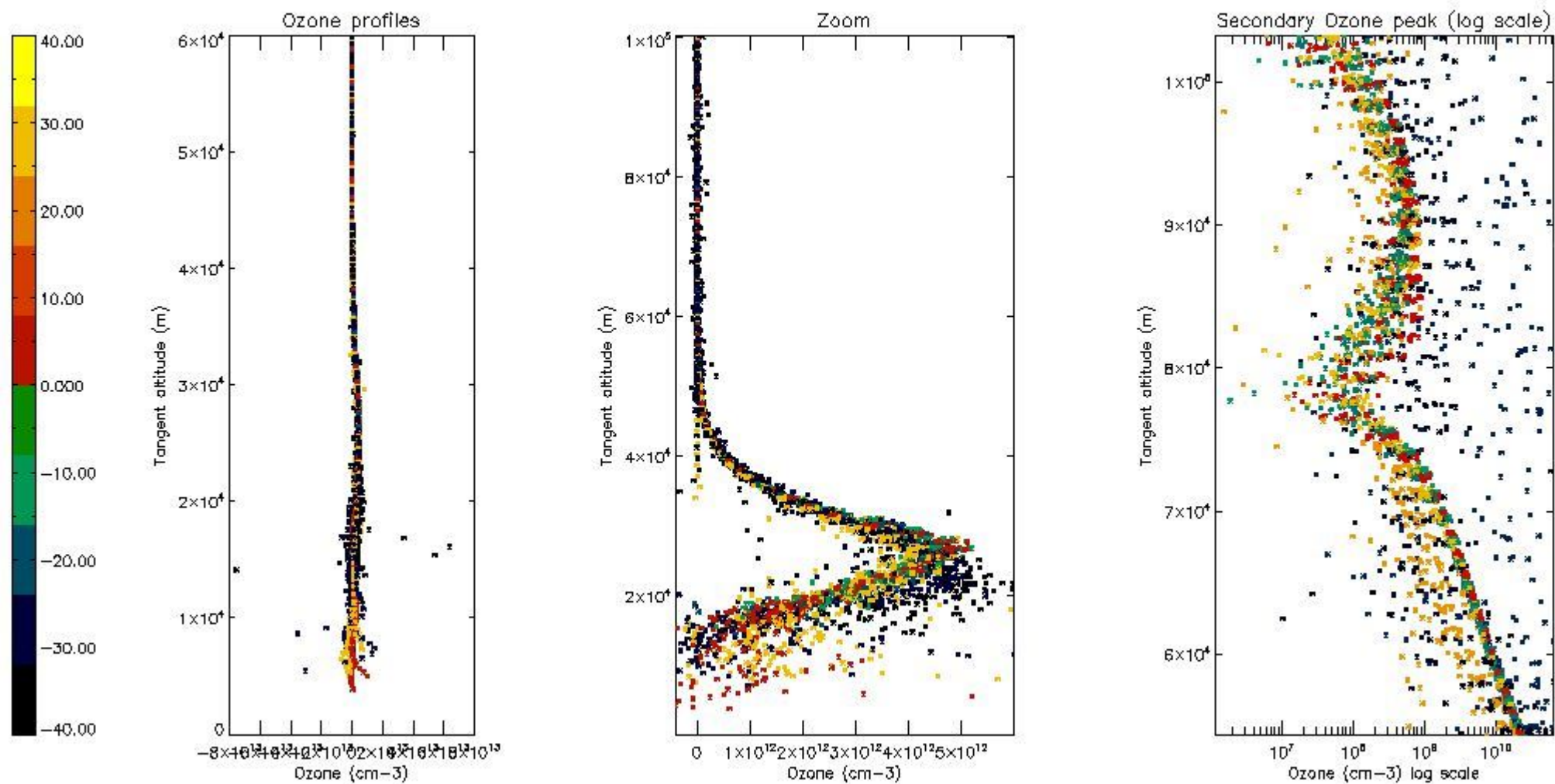
So, the table below shows the percentage of dark limb and valid observations for each criteria with respect to the overall valid daily observations.

Criteria	% of total production
All STD	39
STD < 20	20

STD < 10	16
STD < 5	11

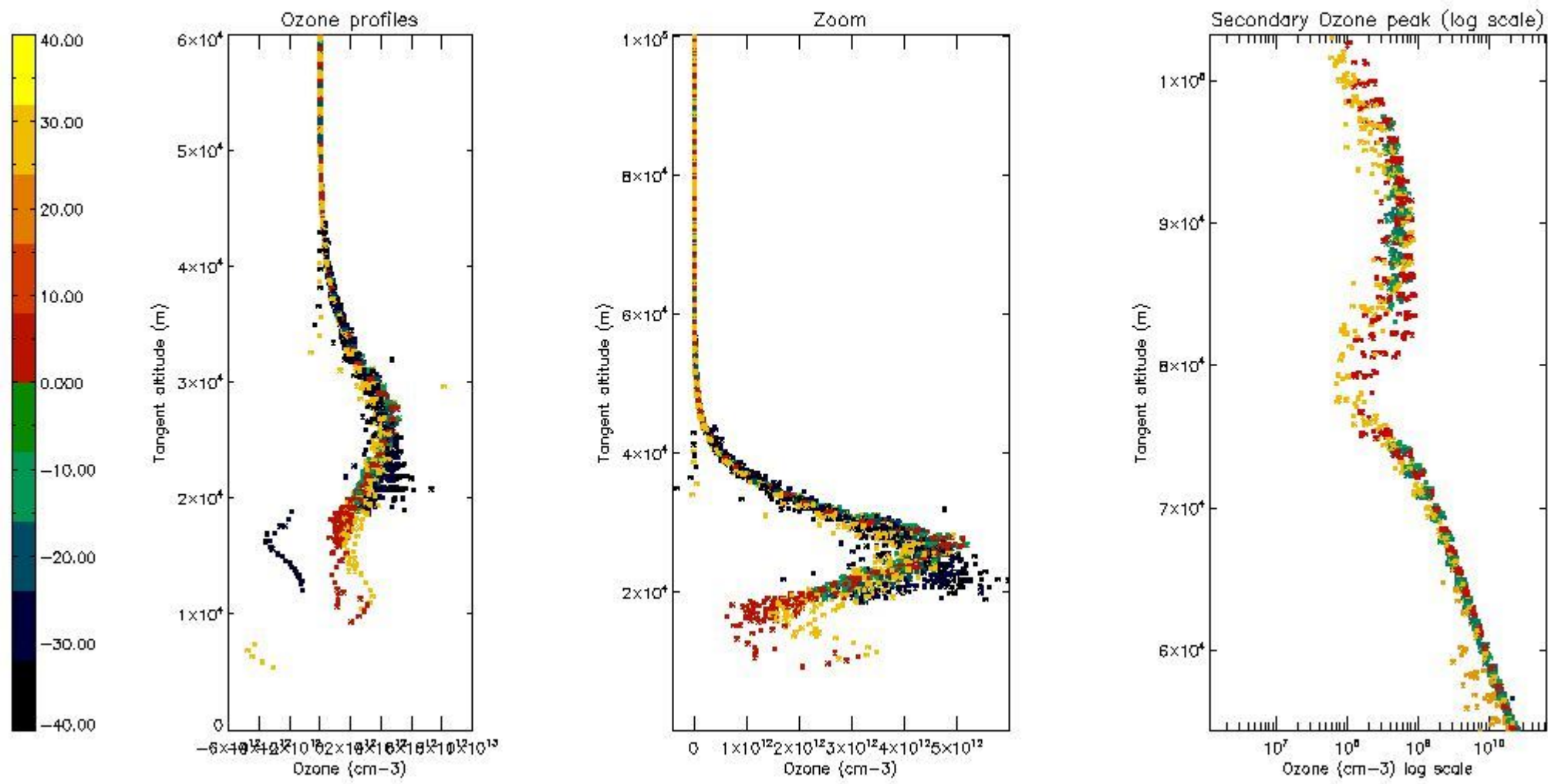
5.2 Plot ozone profiles for all STD (dark without errors)

The colorbar represents the latitude.



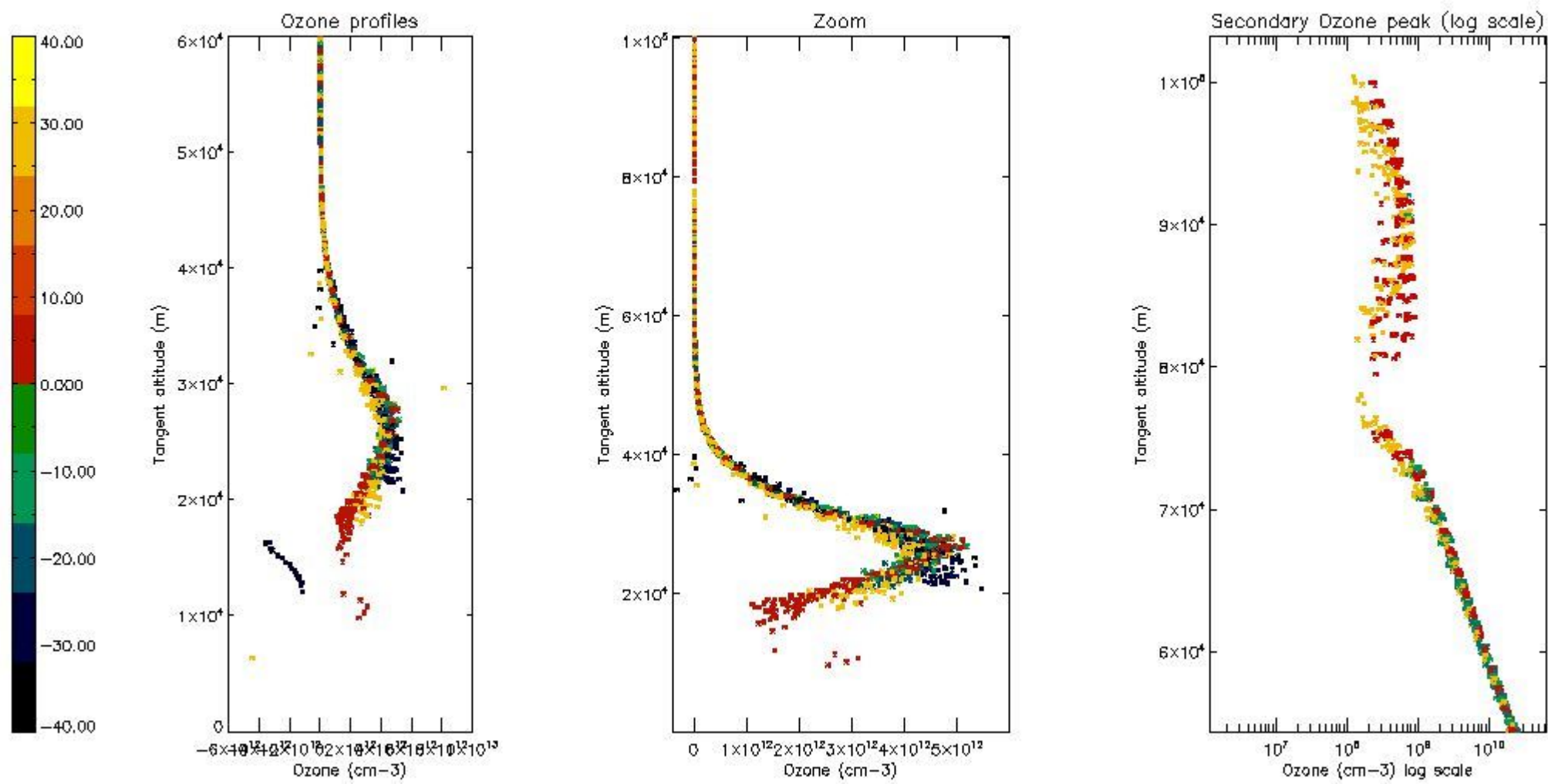
5.3 Plot ozone profiles where STD < 20% (dark without errors)

The colorbar represents the latitude.



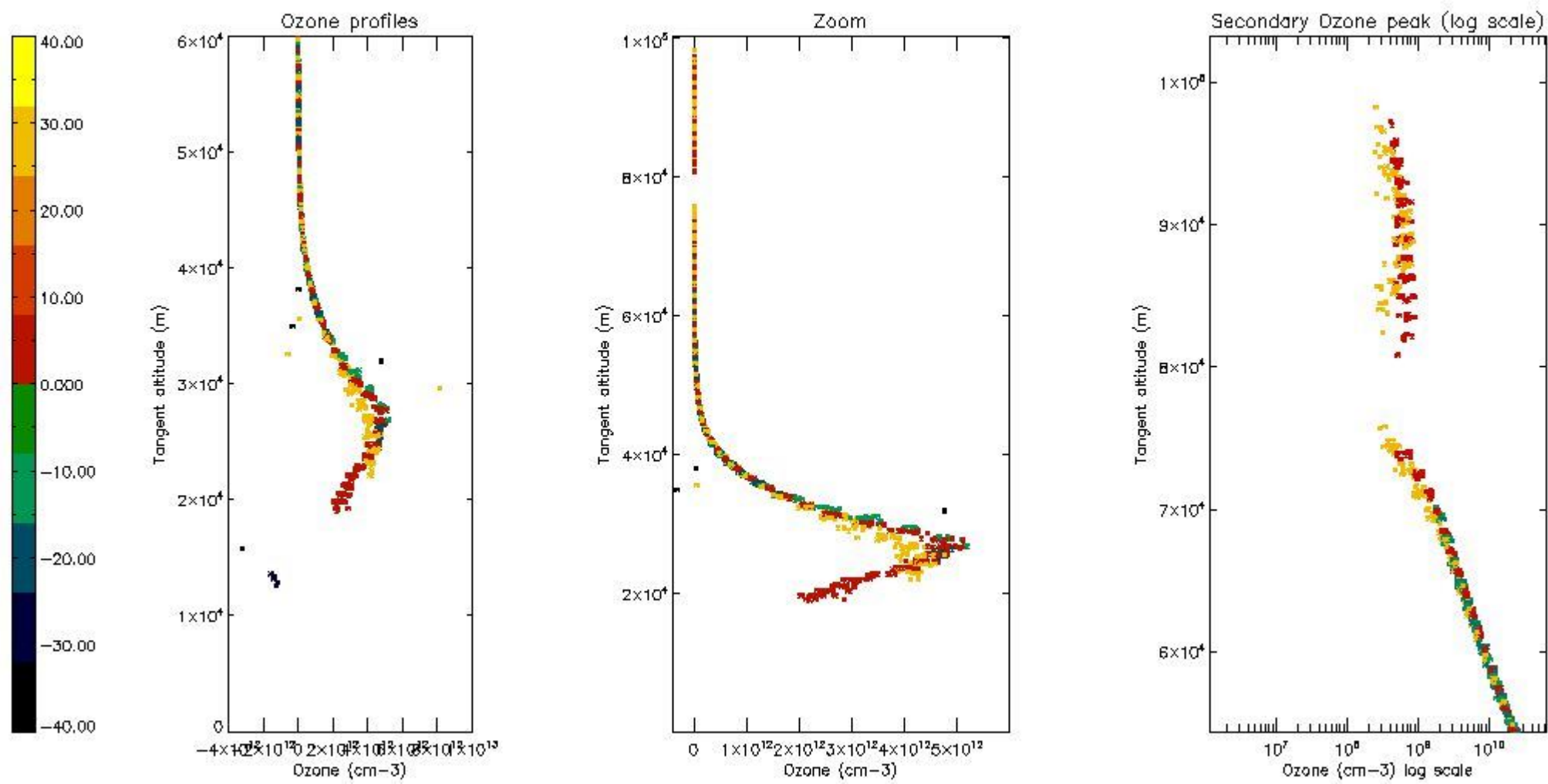
5.4 Plot ozone profiles where STD < 10% (dark without errors)

The colorbar represents the latitude.



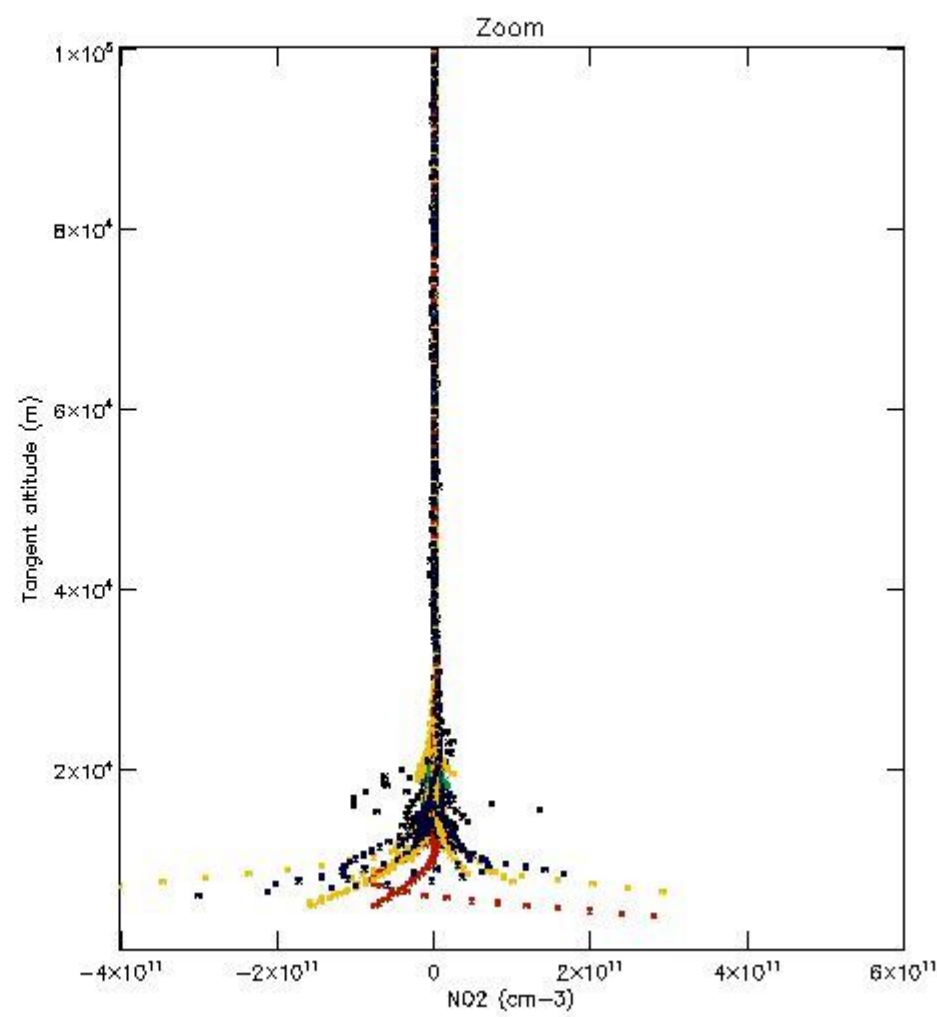
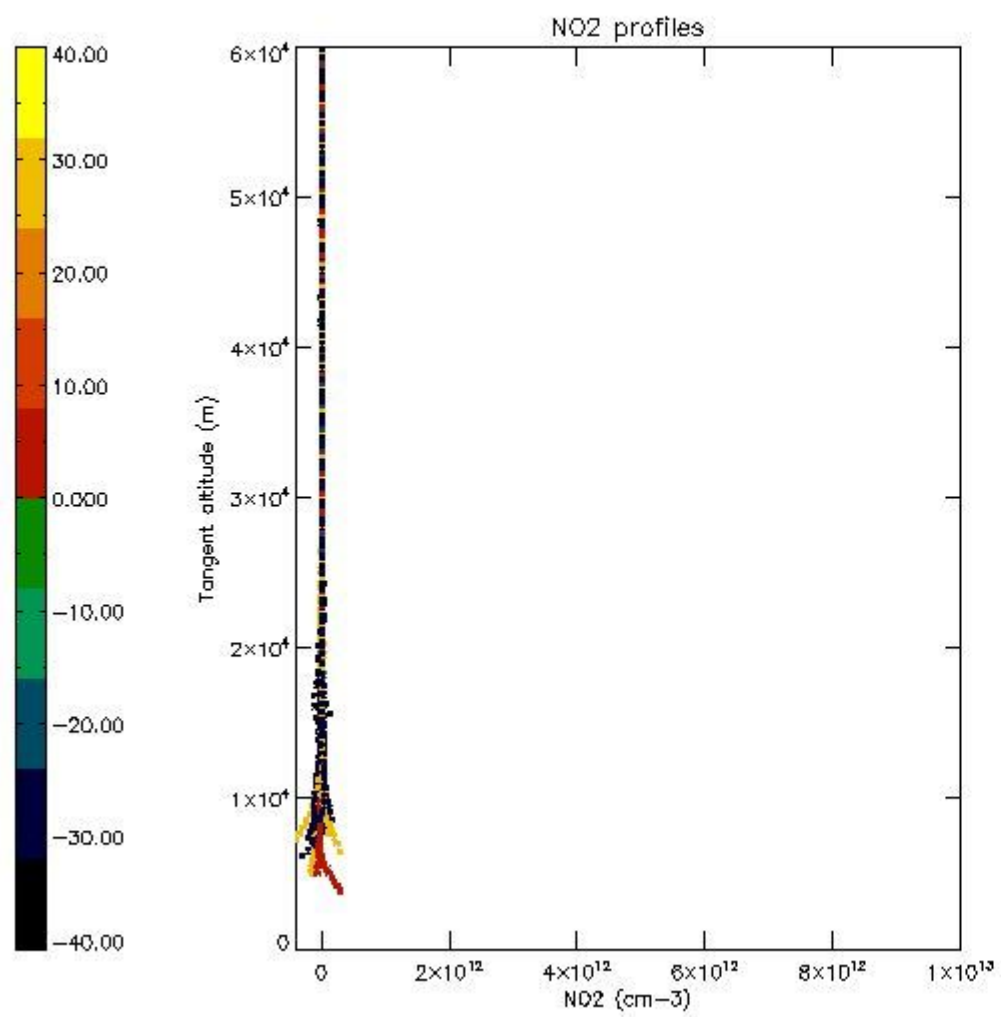
5.5 Plot ozone profiles where STD < 5% (dark without errors)

The colorbar represents the latitude.



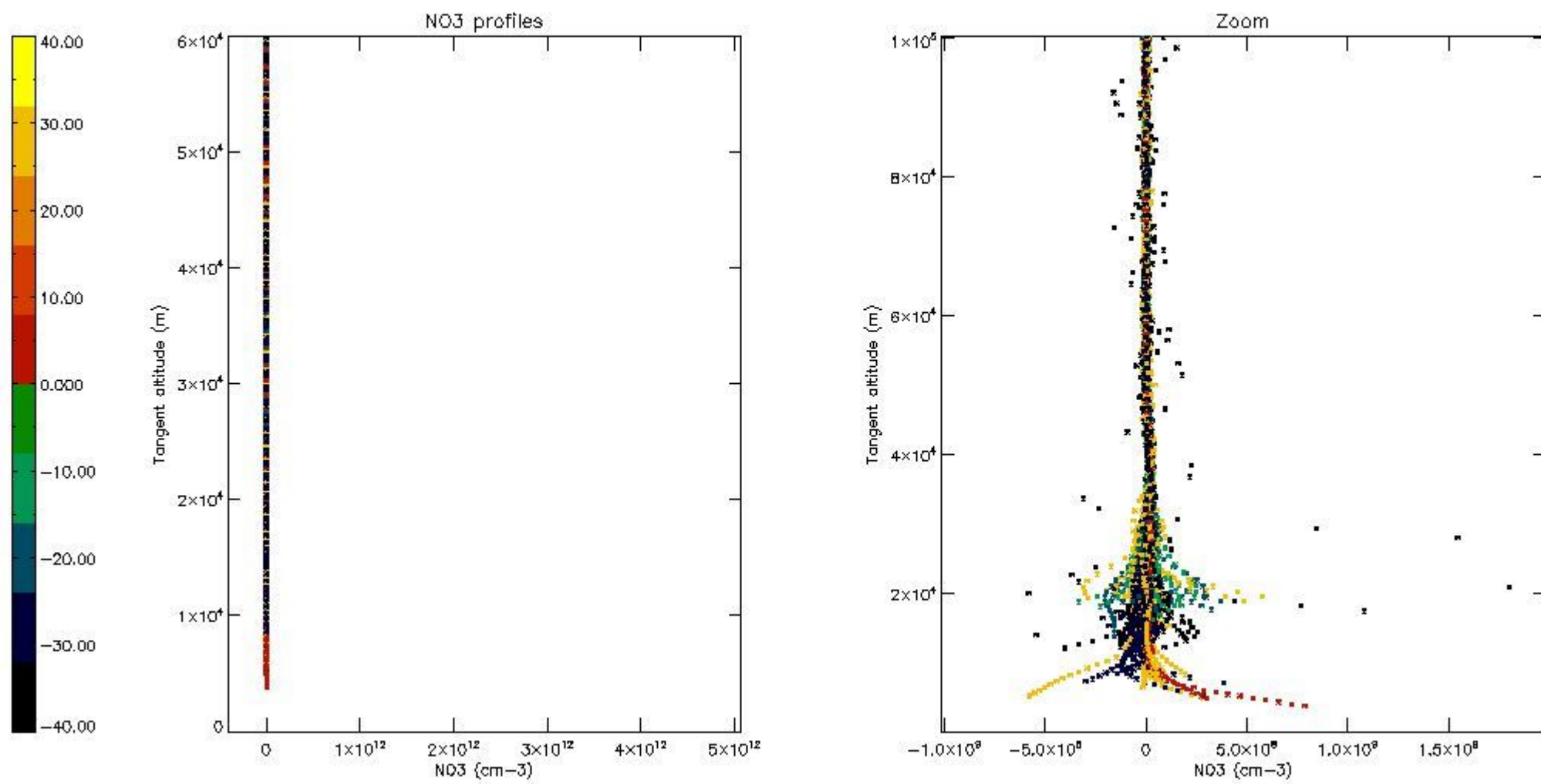
5.6 Plot NO₂ profiles for all STD (dark without errors)

The colorbar represents the latitude.



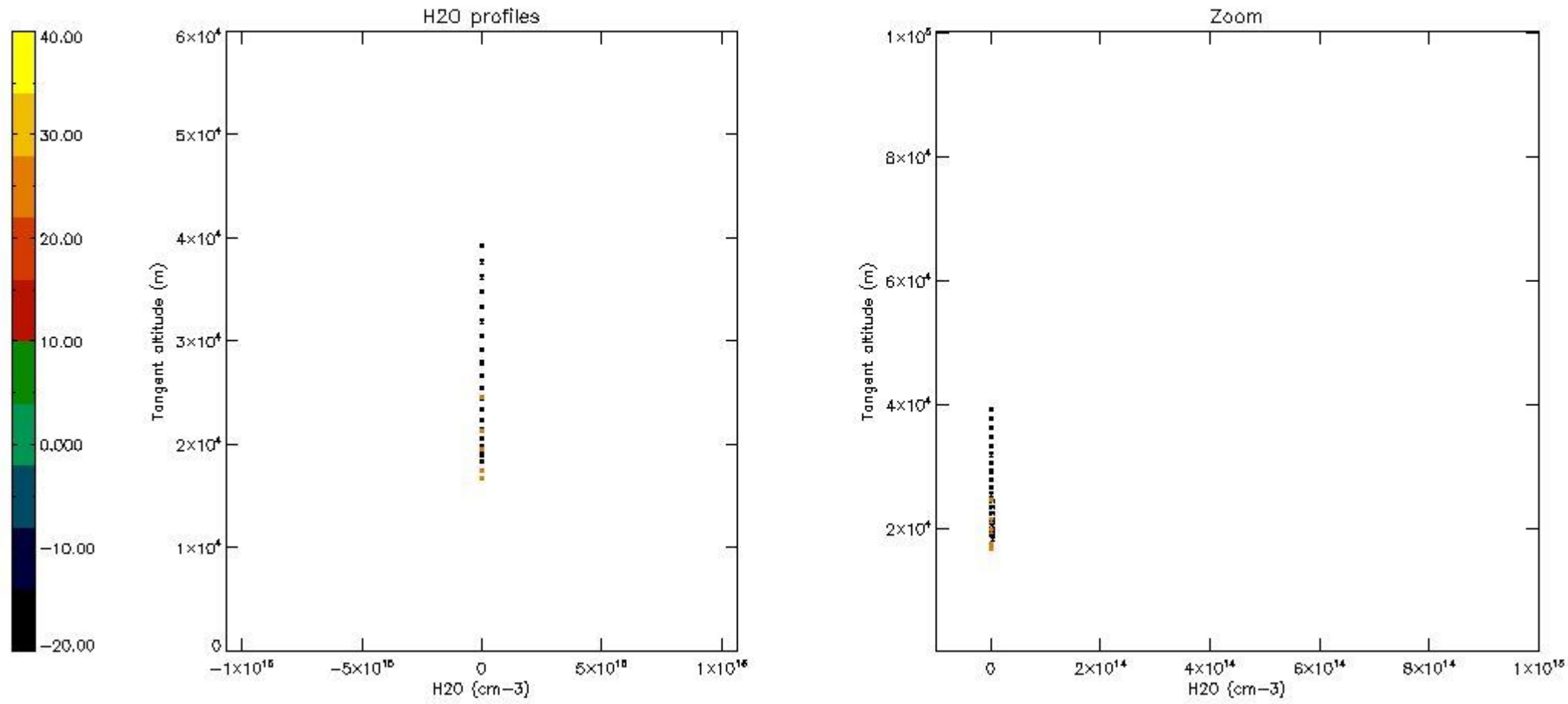
5.7 Plot NO3 profiles for all STD (dark without errors)

The colorbar represents the latitude.



5.8 Plot H2O profiles for all STD (only for occultations of stars 1,2,3,4,13,14,16,26,63 dark without errors)

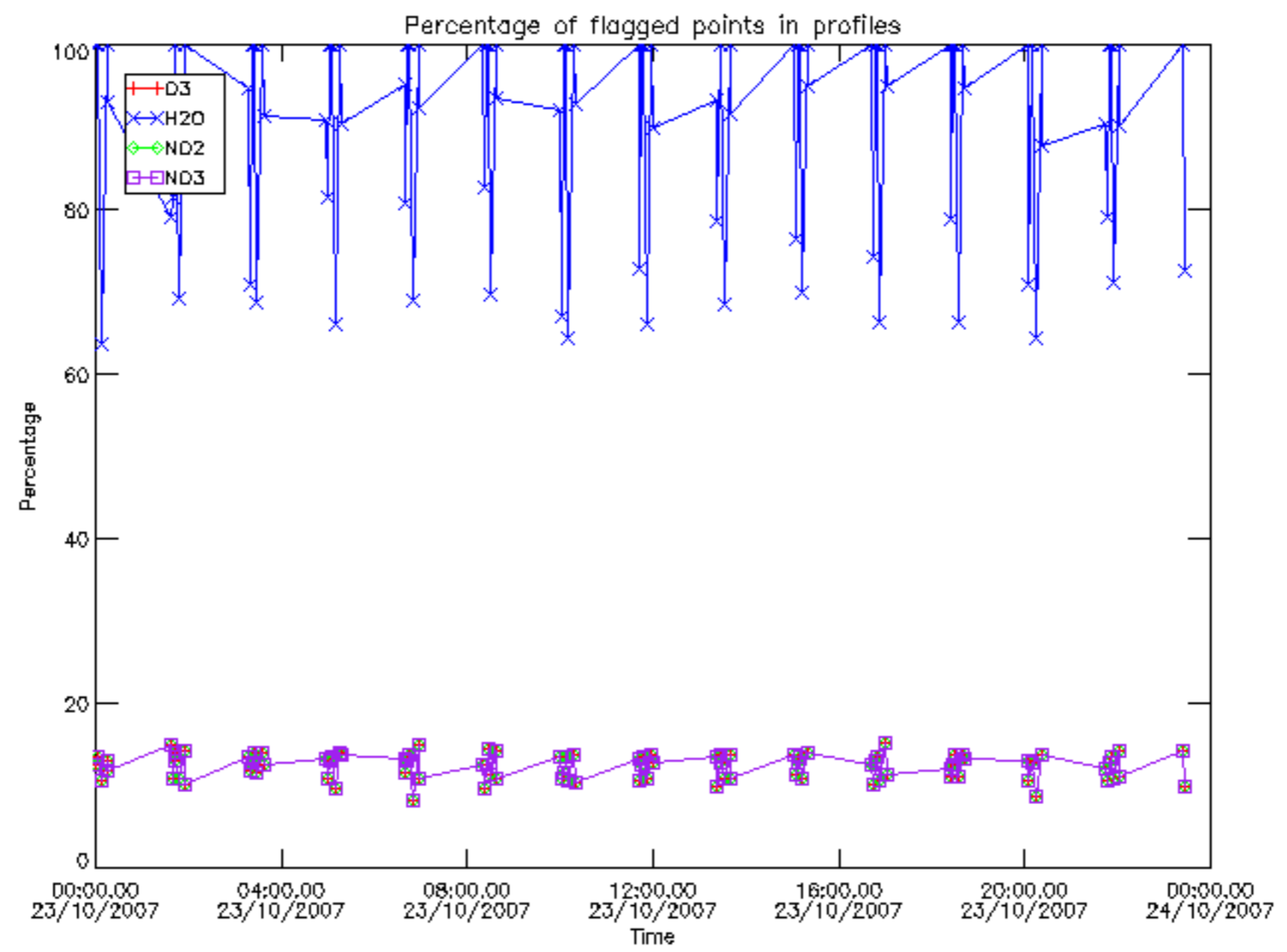
The colorbar represents the latitude.



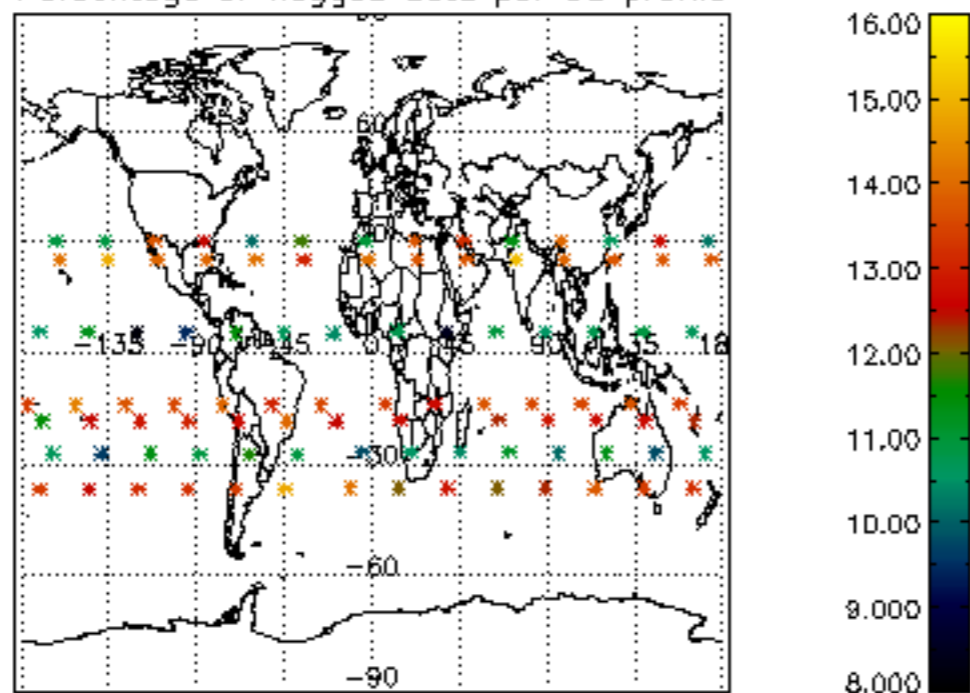
6. Auxiliary Data Files used for the production reported in section 2

The number reported in the third column indicates since which file (see list in section 2) the corresponding auxiliary file has been used. The fourth column is the date of those product files.

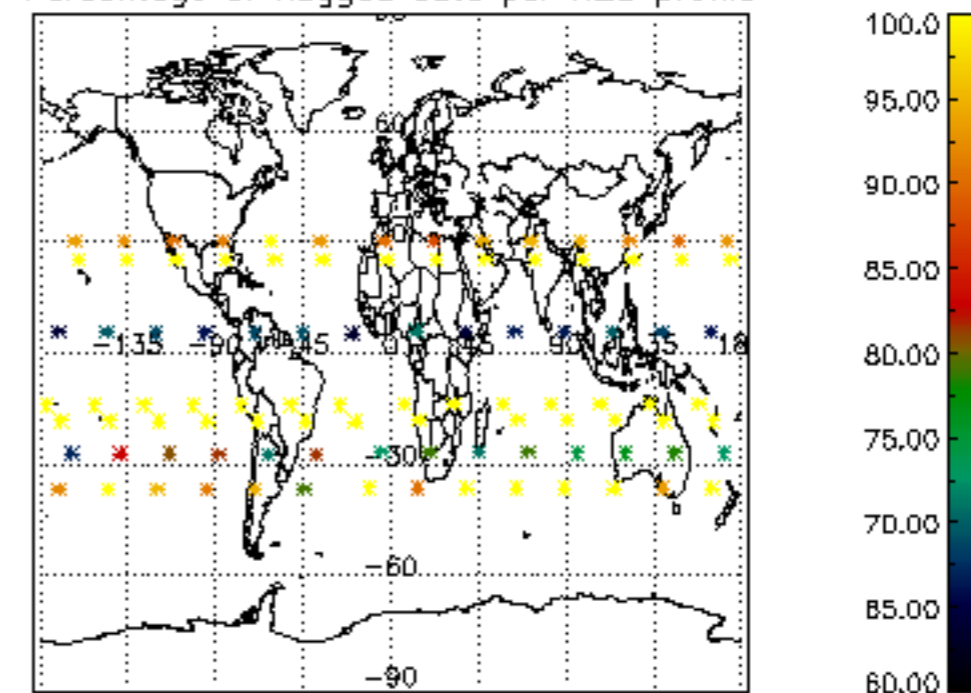
Type	Auxiliary Filename	Used since product	Used since product date
INST_PHYS_CHARACTERISTICS	GOM_INS_AXVIEC20091111_143220_20030716_120000_20500101_000000	1	23-OCT-2007 00:01:06
LEVEL-2_PROC_CONFIG	GOM_PR2_AXVIEC20091111_152718_20020301_000000_20500101_000000	1	23-OCT-2007 00:01:06
CROSS_SECTIONS_FILE	GOM_CRS_AXVIEC20091111_154832_20020301_000000_20500101_000000	1	23-OCT-2007 00:01:06



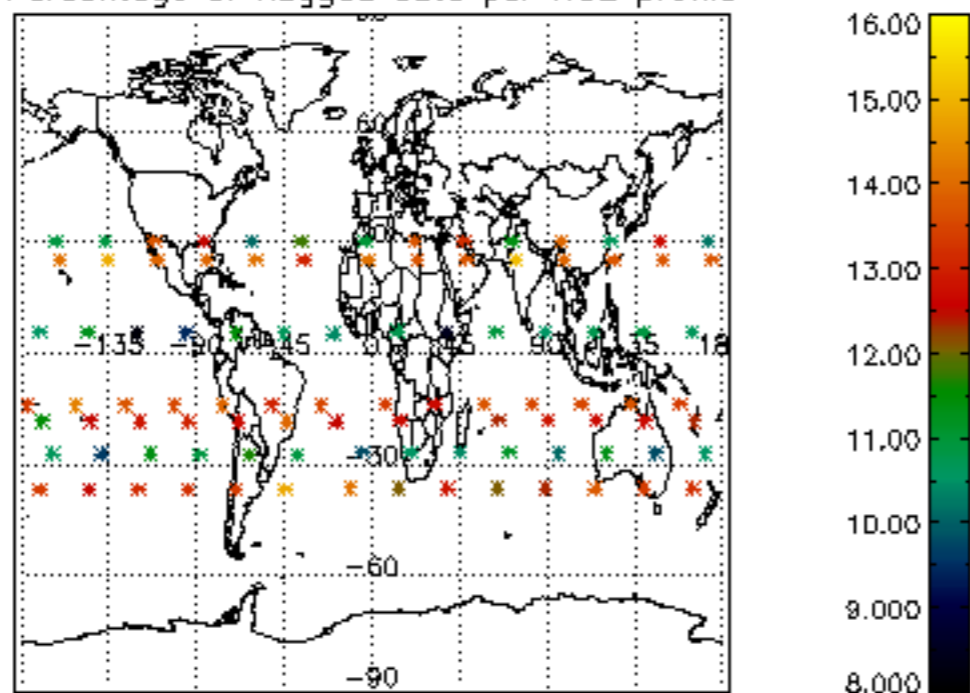
Percentage of flagged data per D3 profile



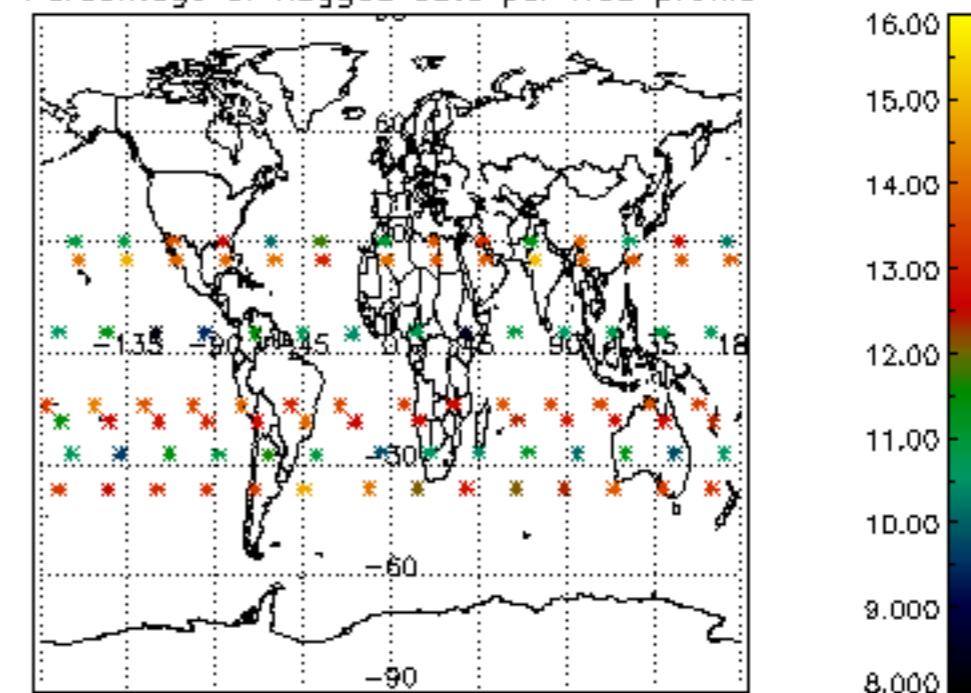
Percentage of flagged data per H2O profile

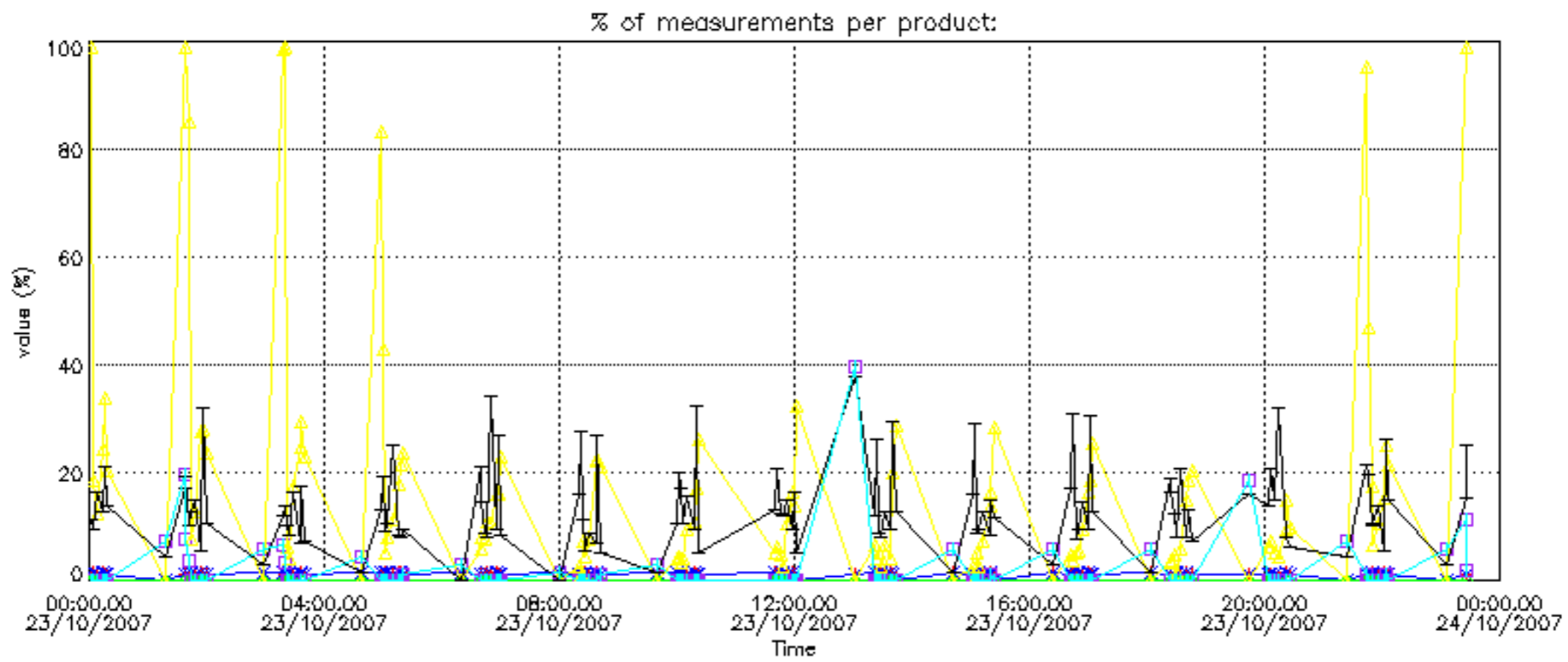


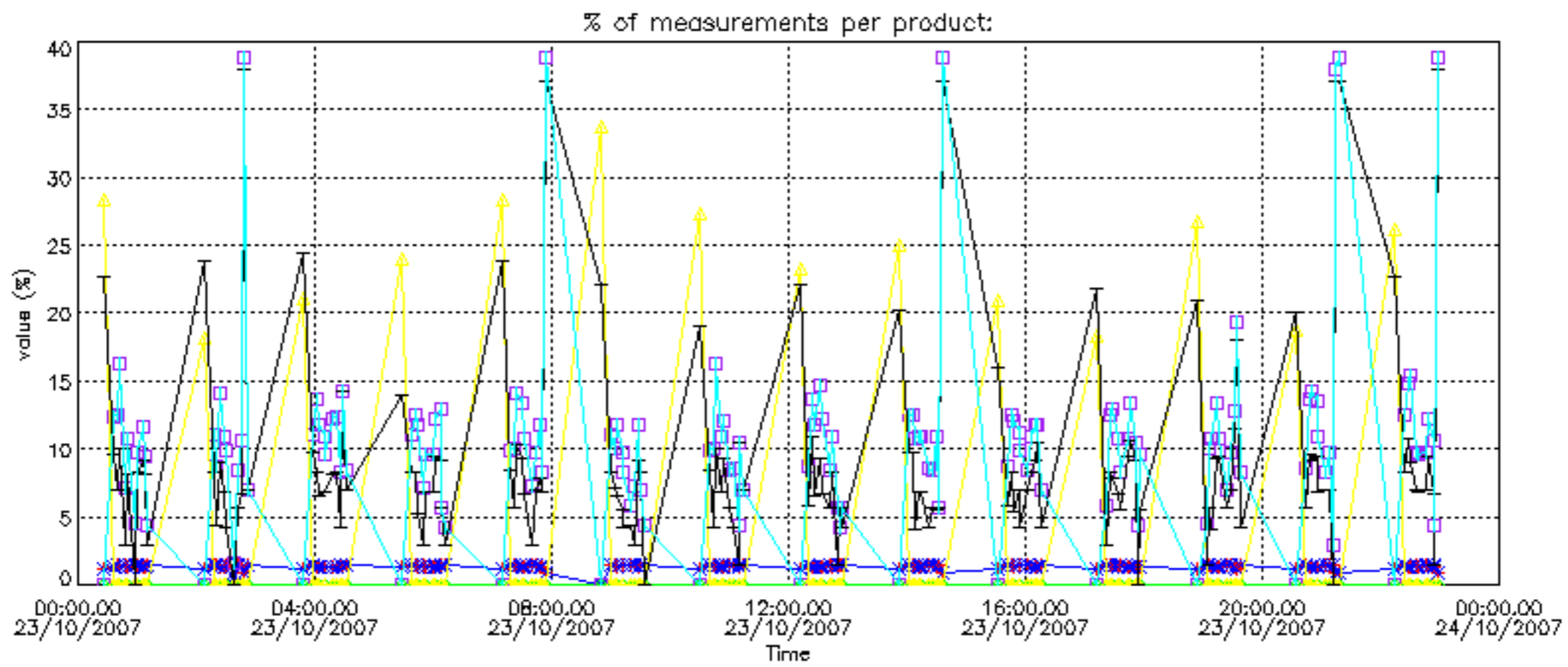
Percentage of flagged data per NO2 profile



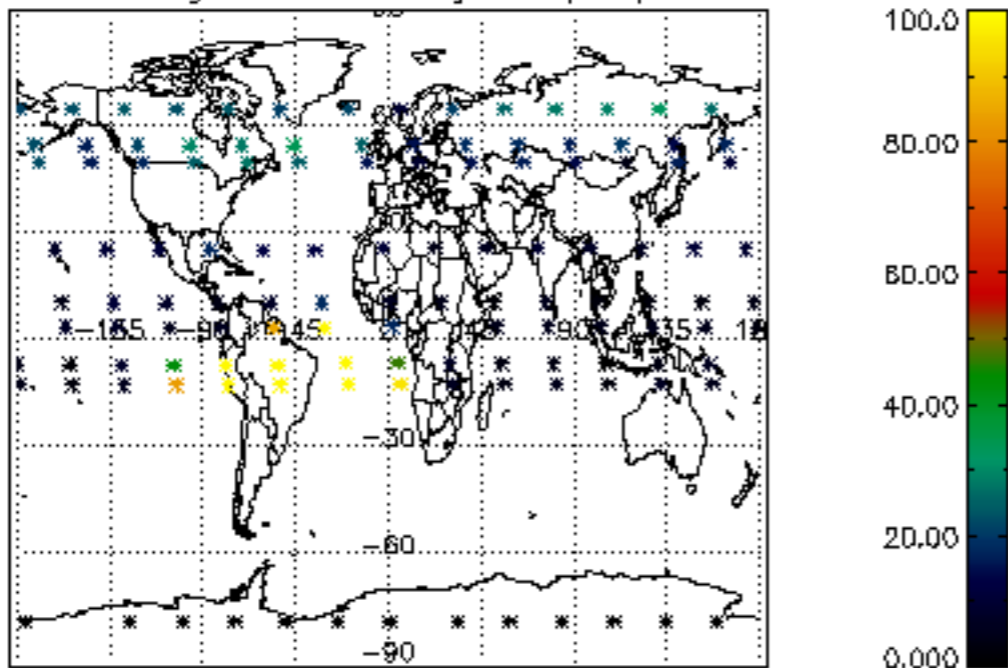
Percentage of flagged data per NO3 profile



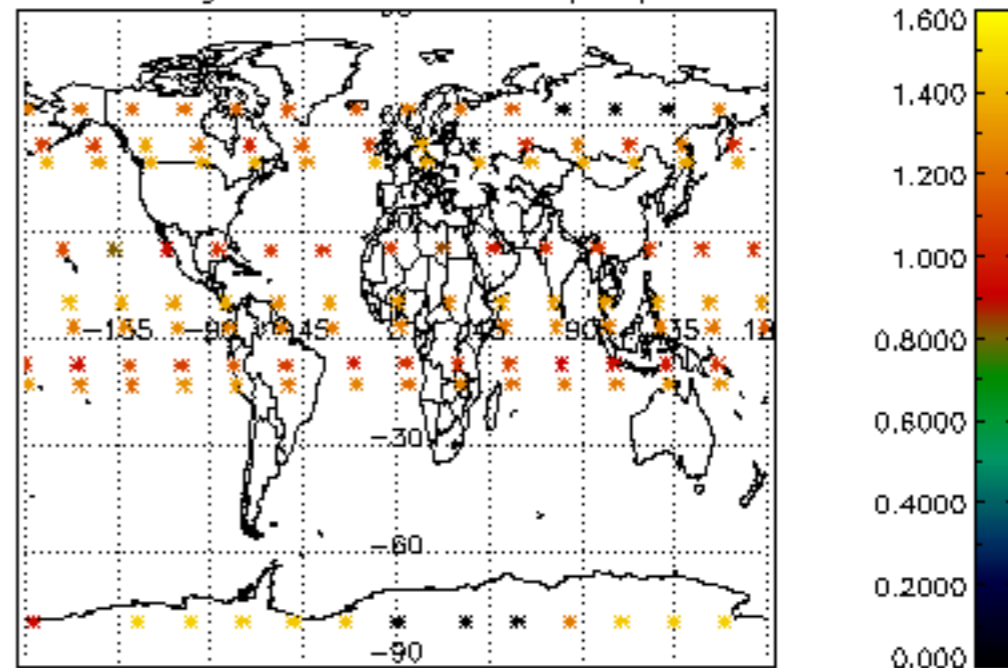




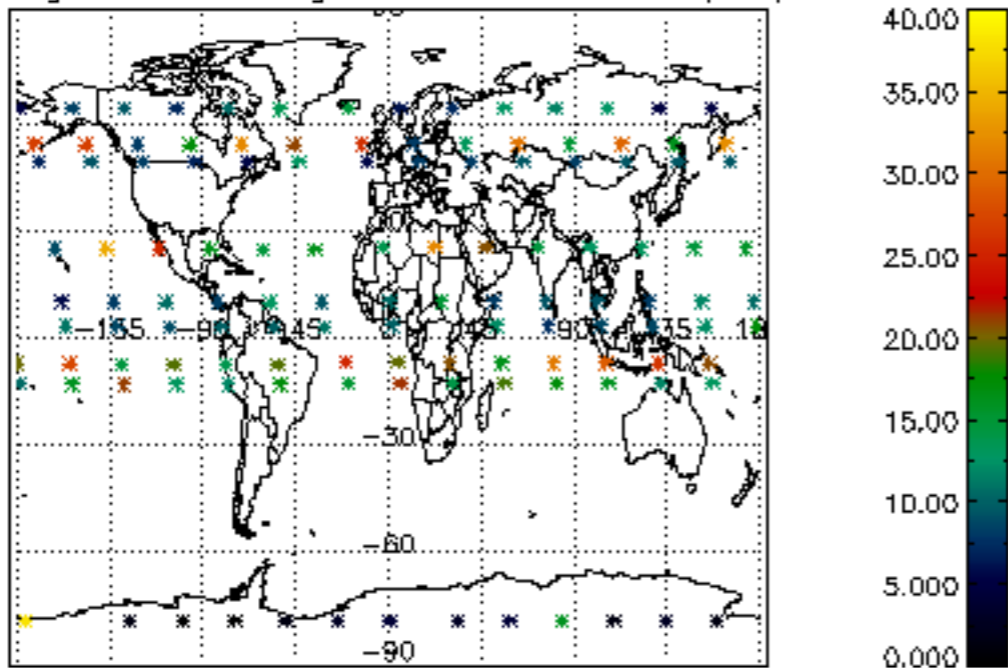
Percentage of cosmic ray hits per profile



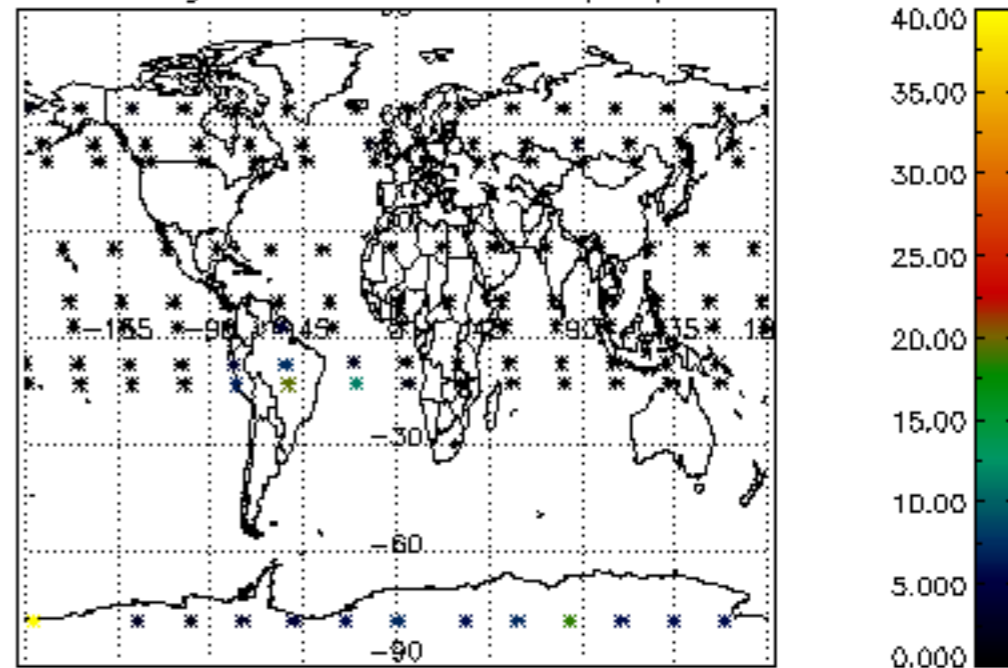
Percentage of datation errors per profile



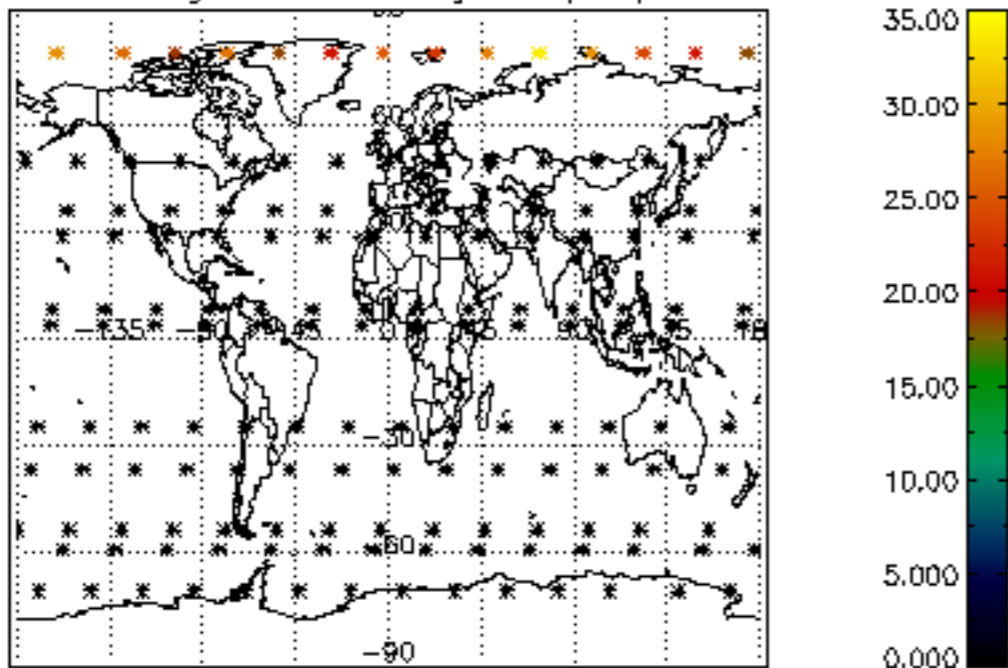
Percentage of star falling outside central band per profile



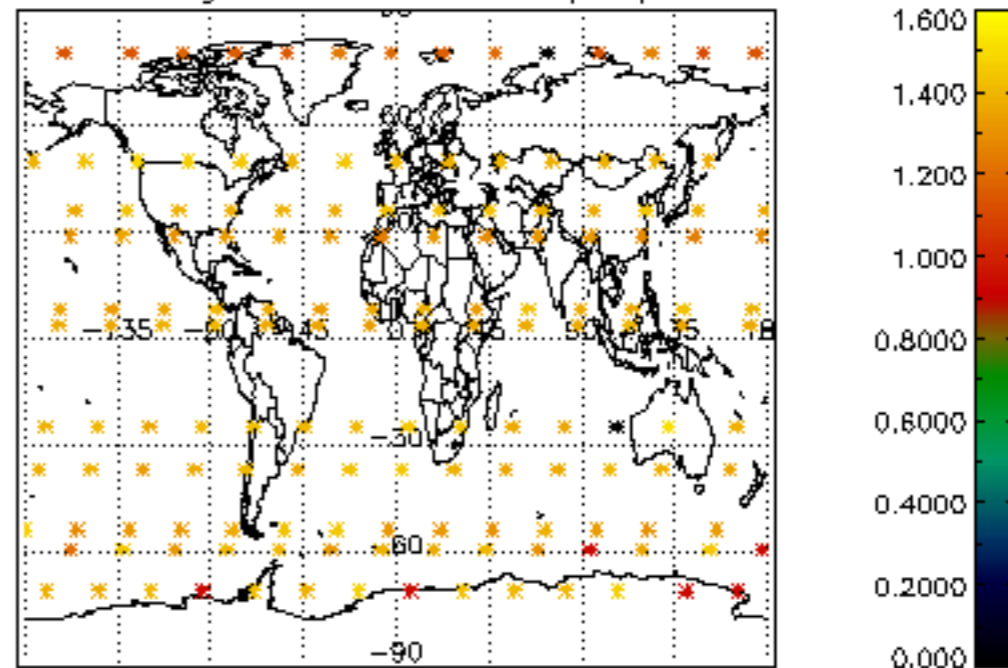
Percentage of saturation errors per profile



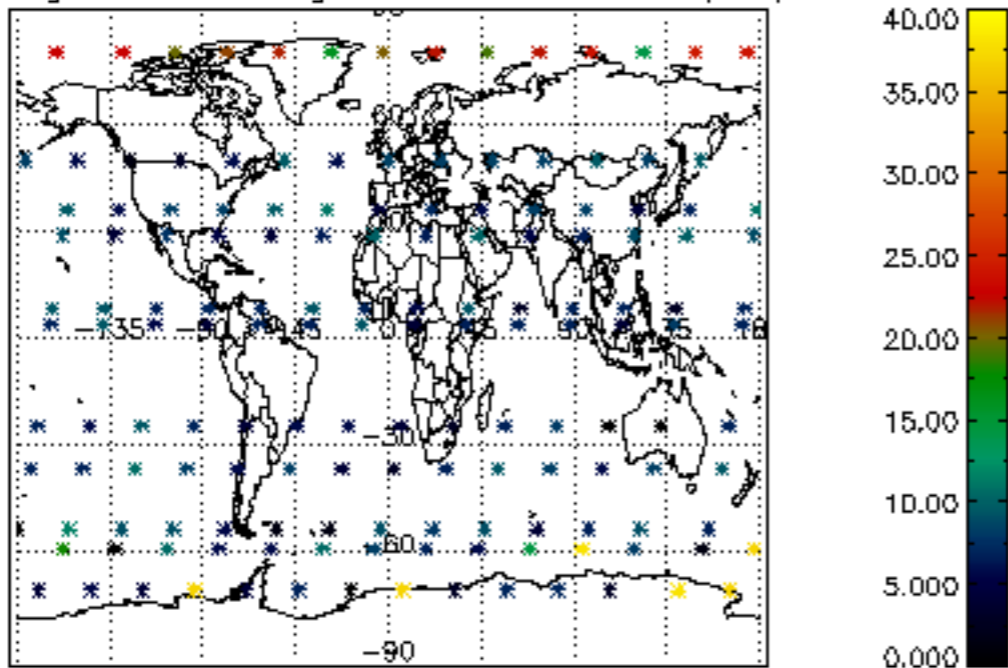
Percentage of cosmic ray hits per profile



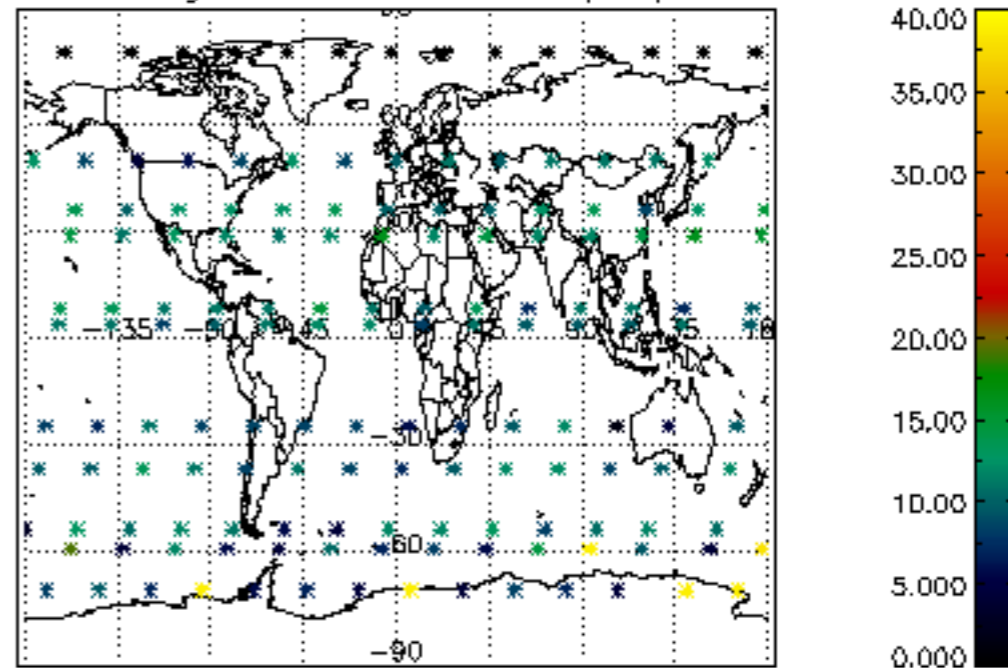
Percentage of datation errors per profile

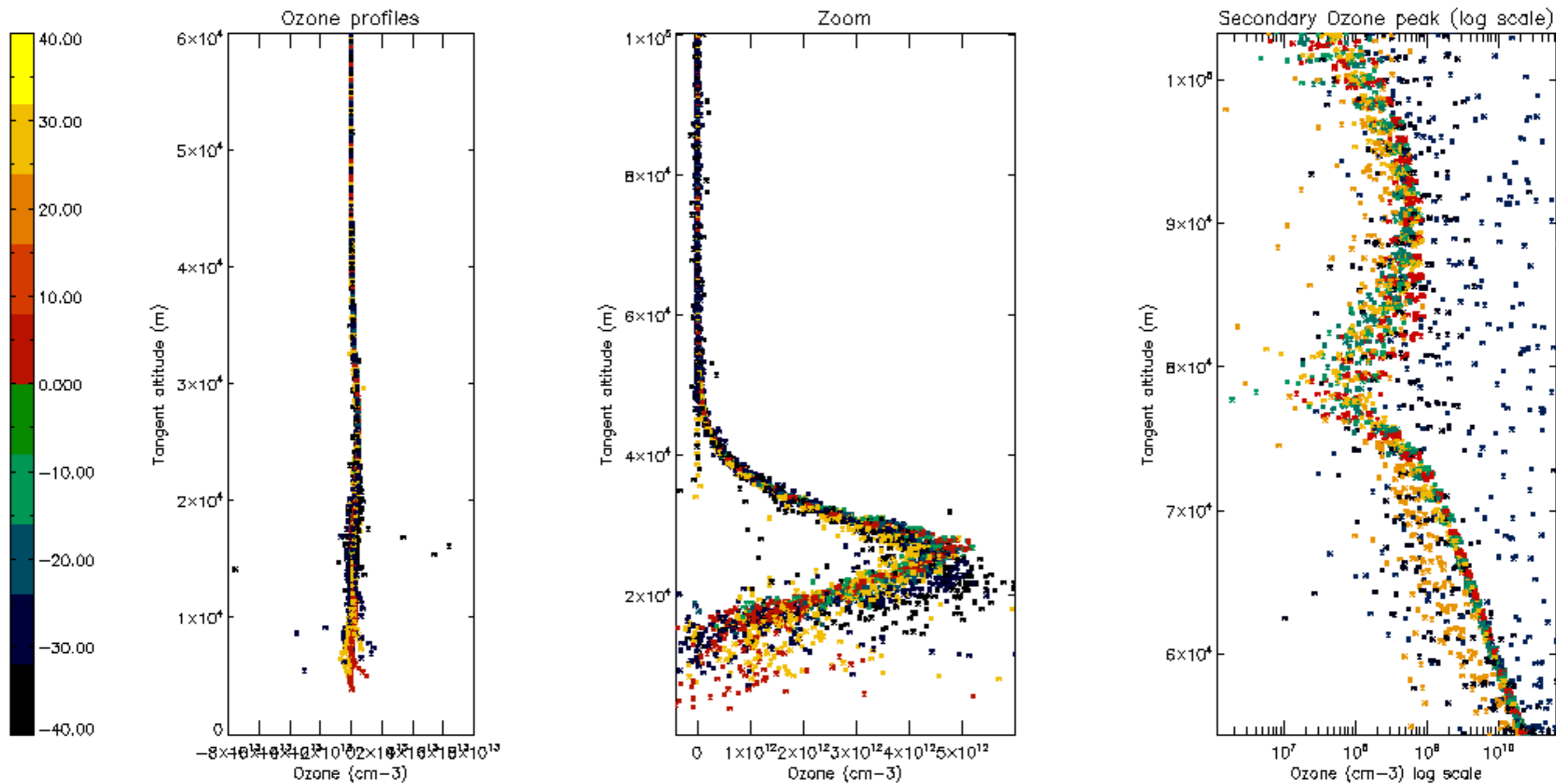


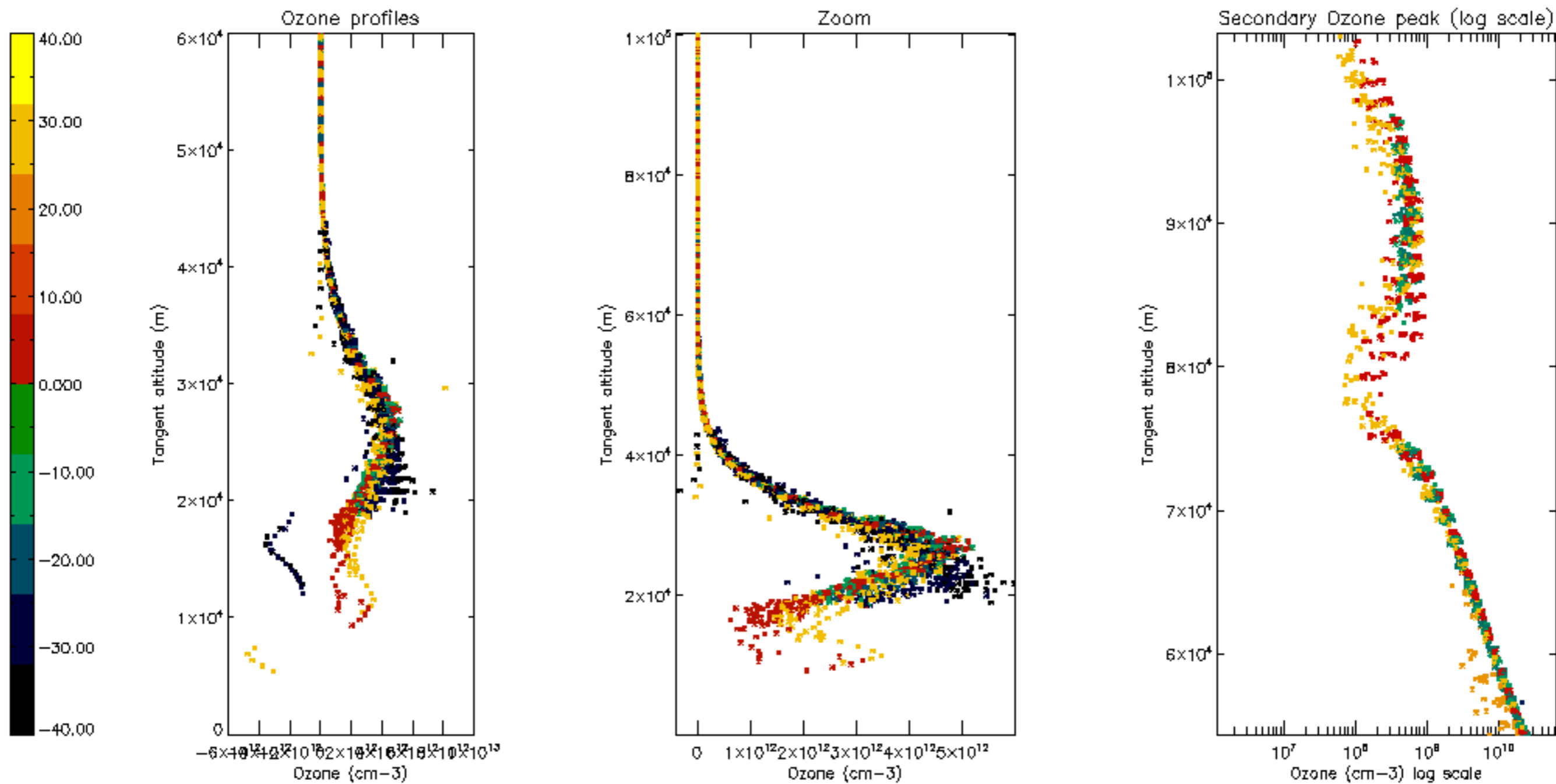
Percentage of star falling outside central band per profile

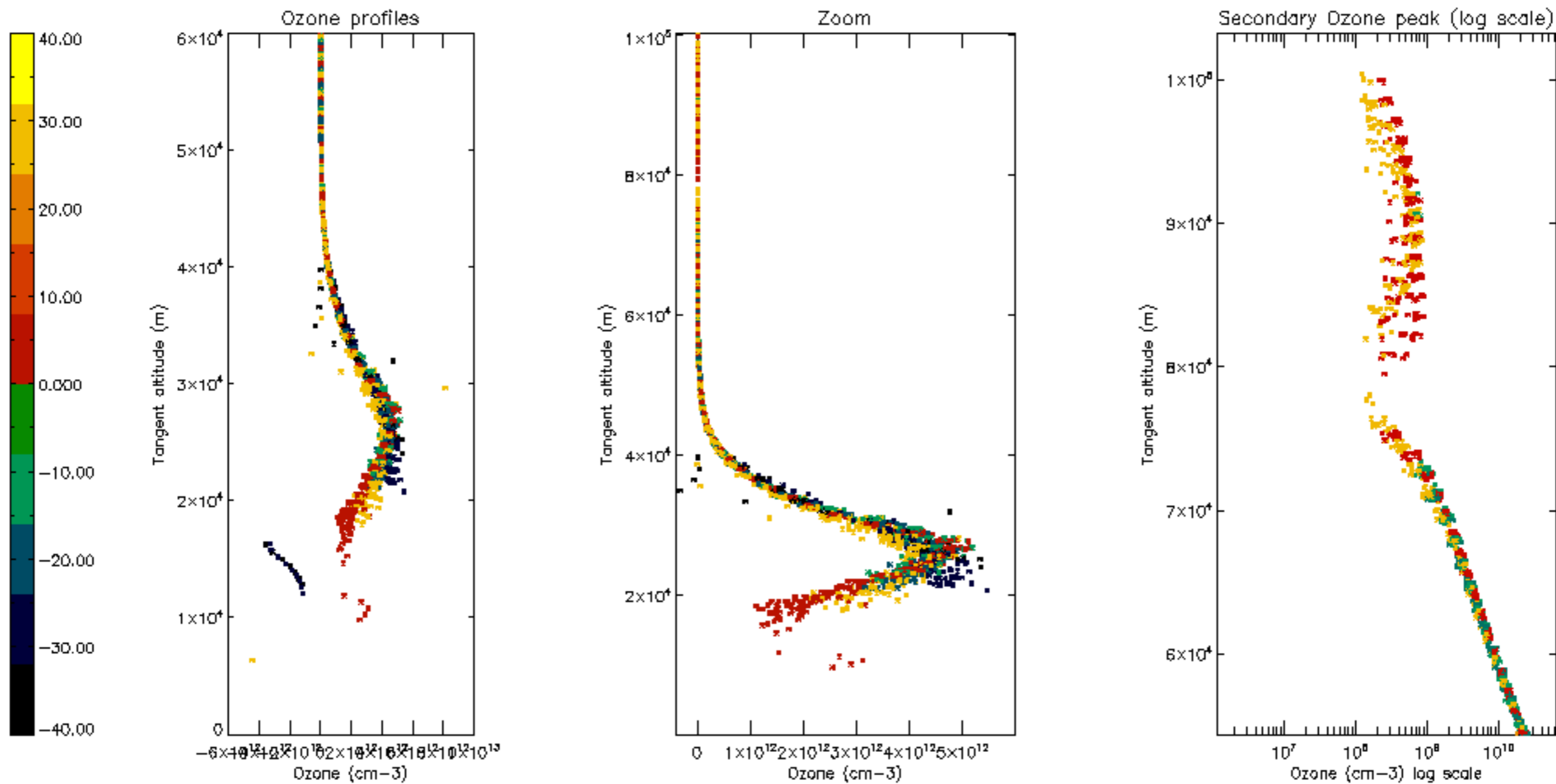


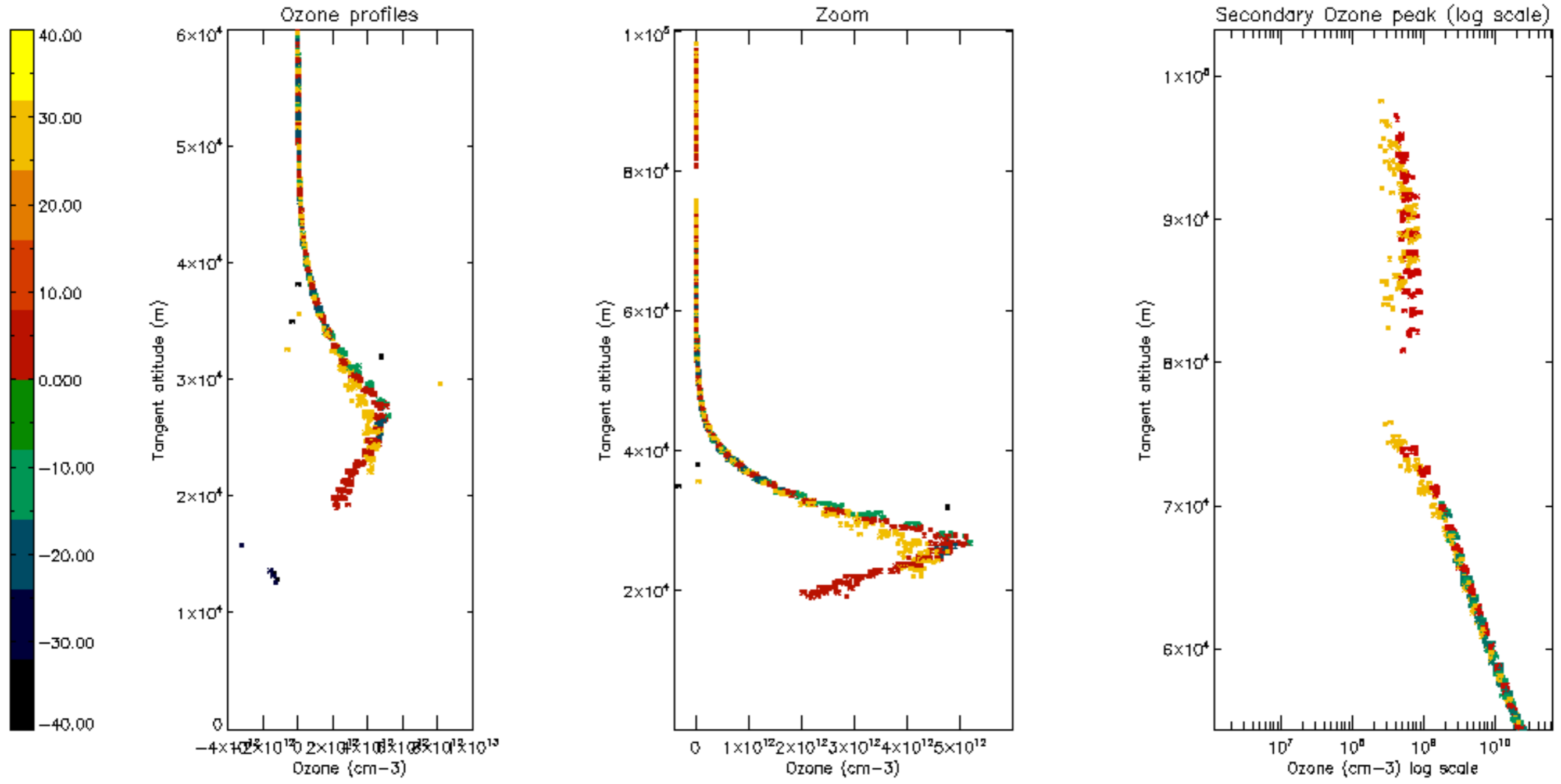
Percentage of saturation errors per profile

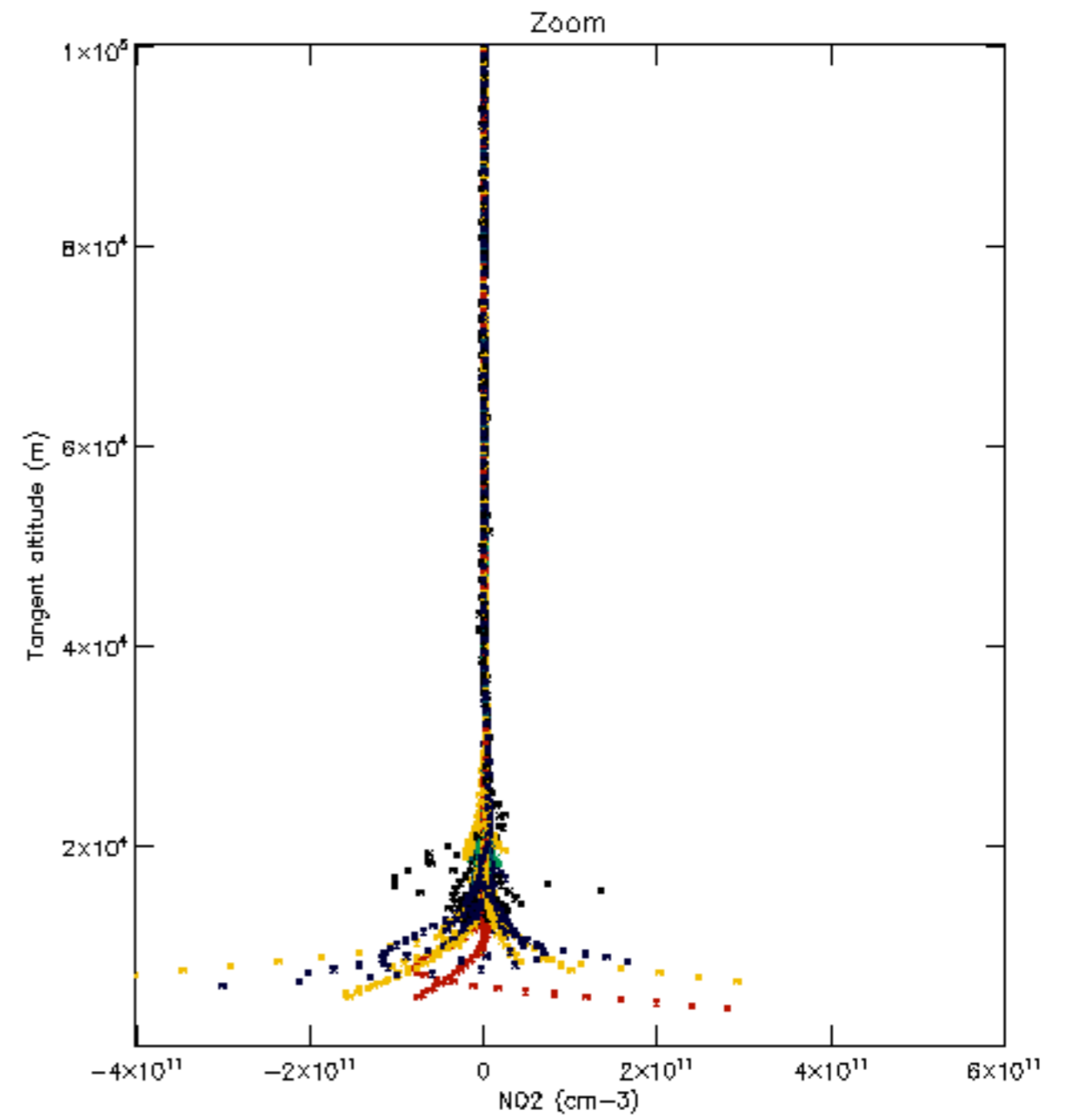
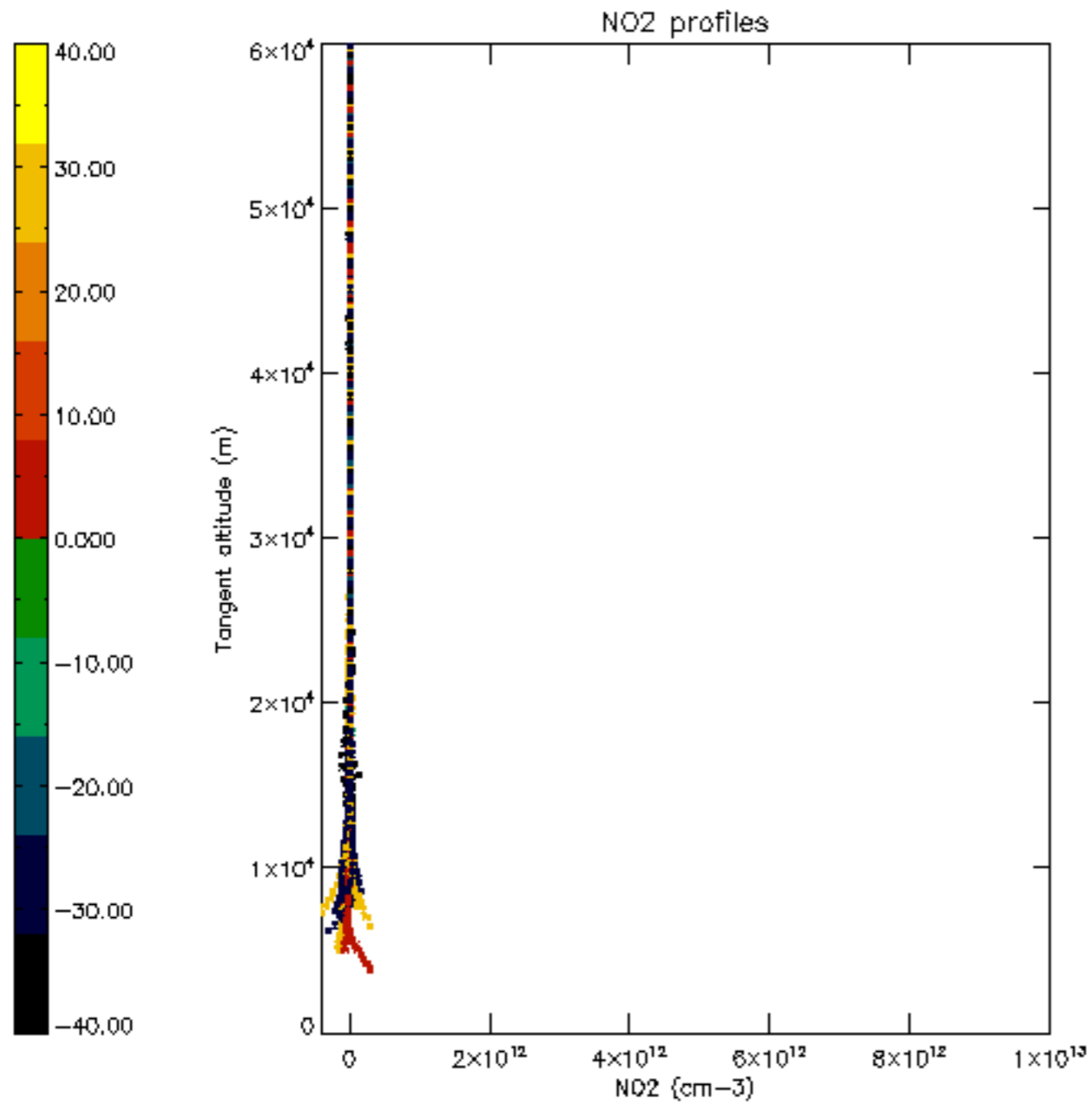


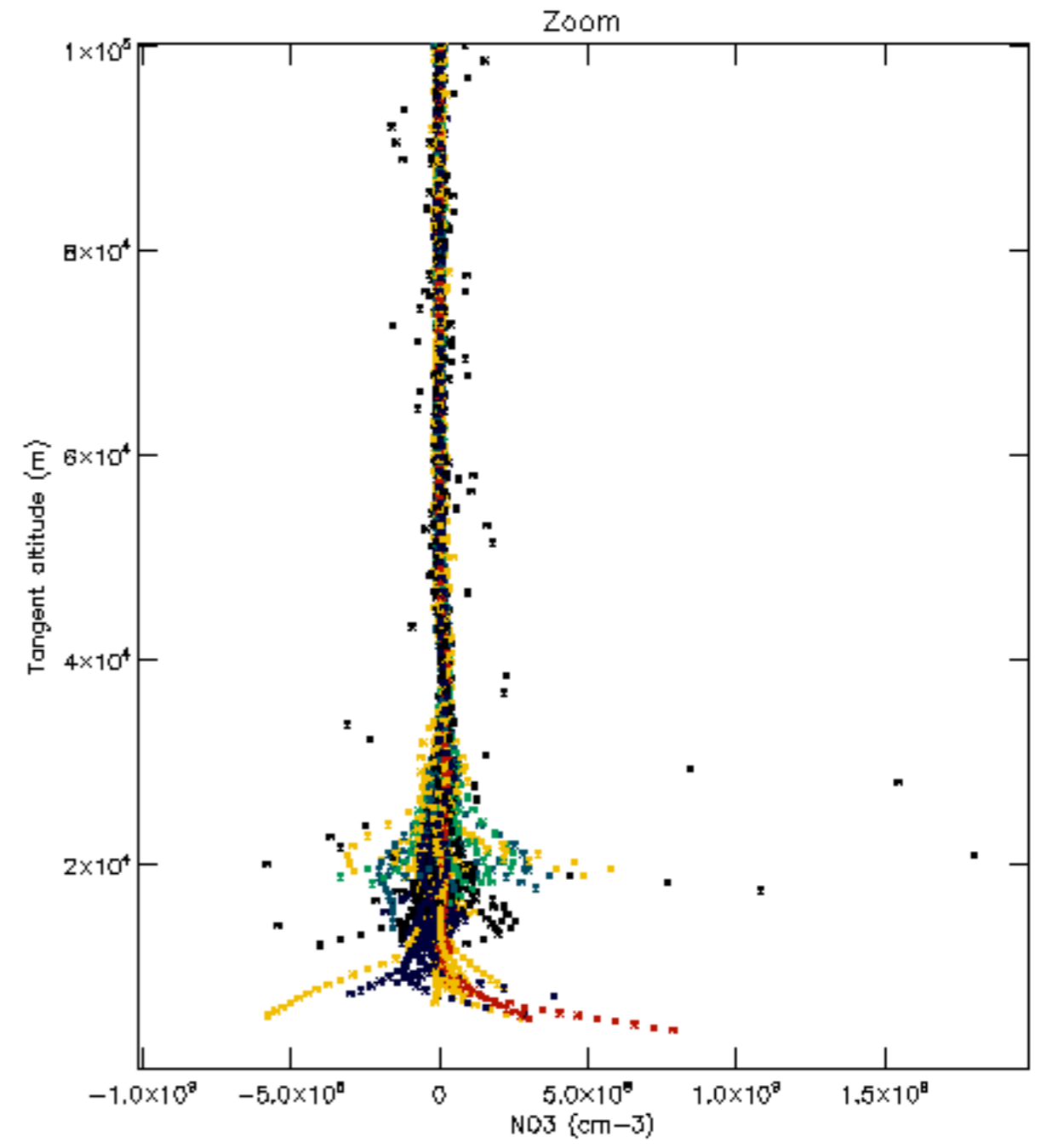
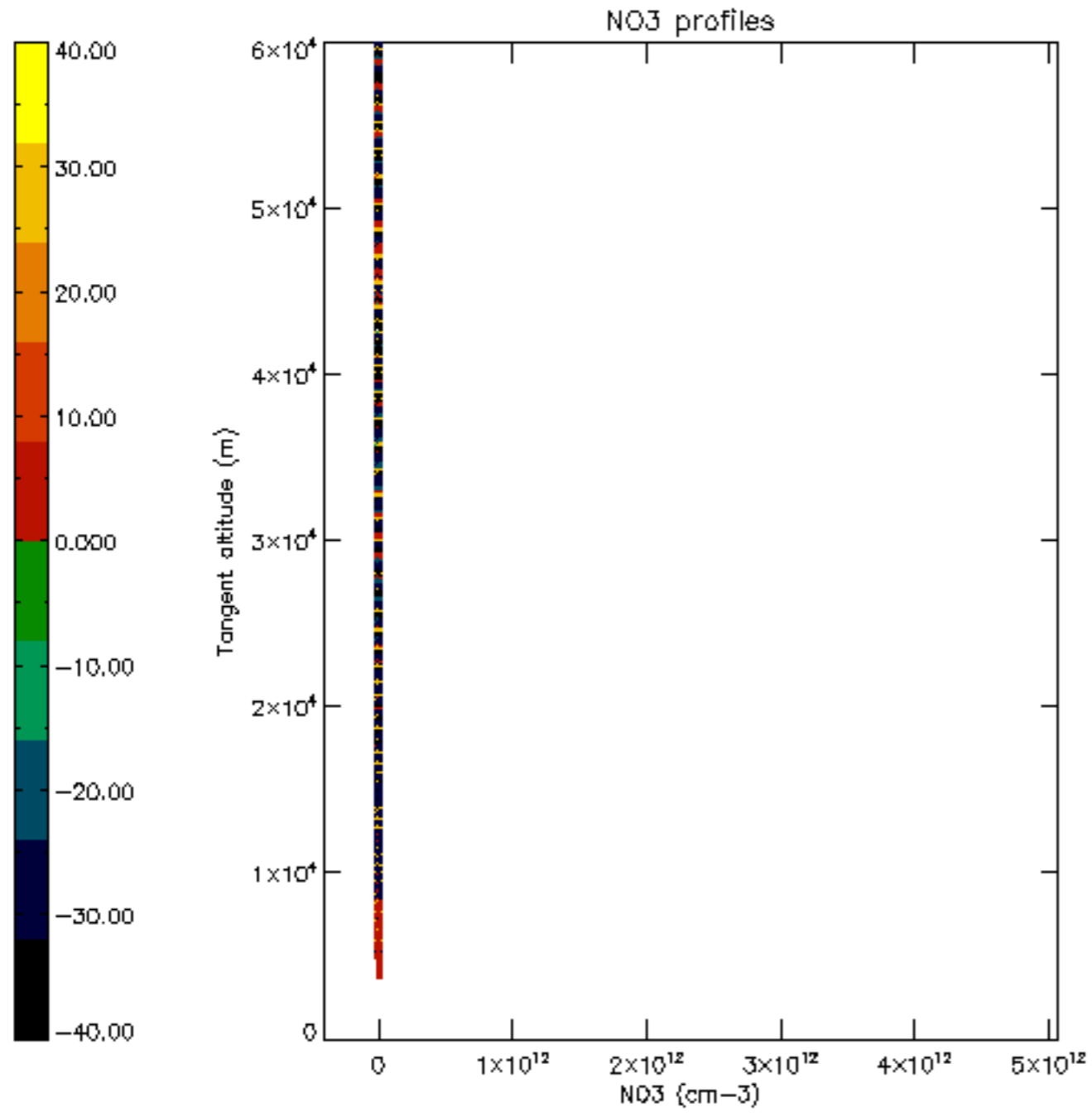


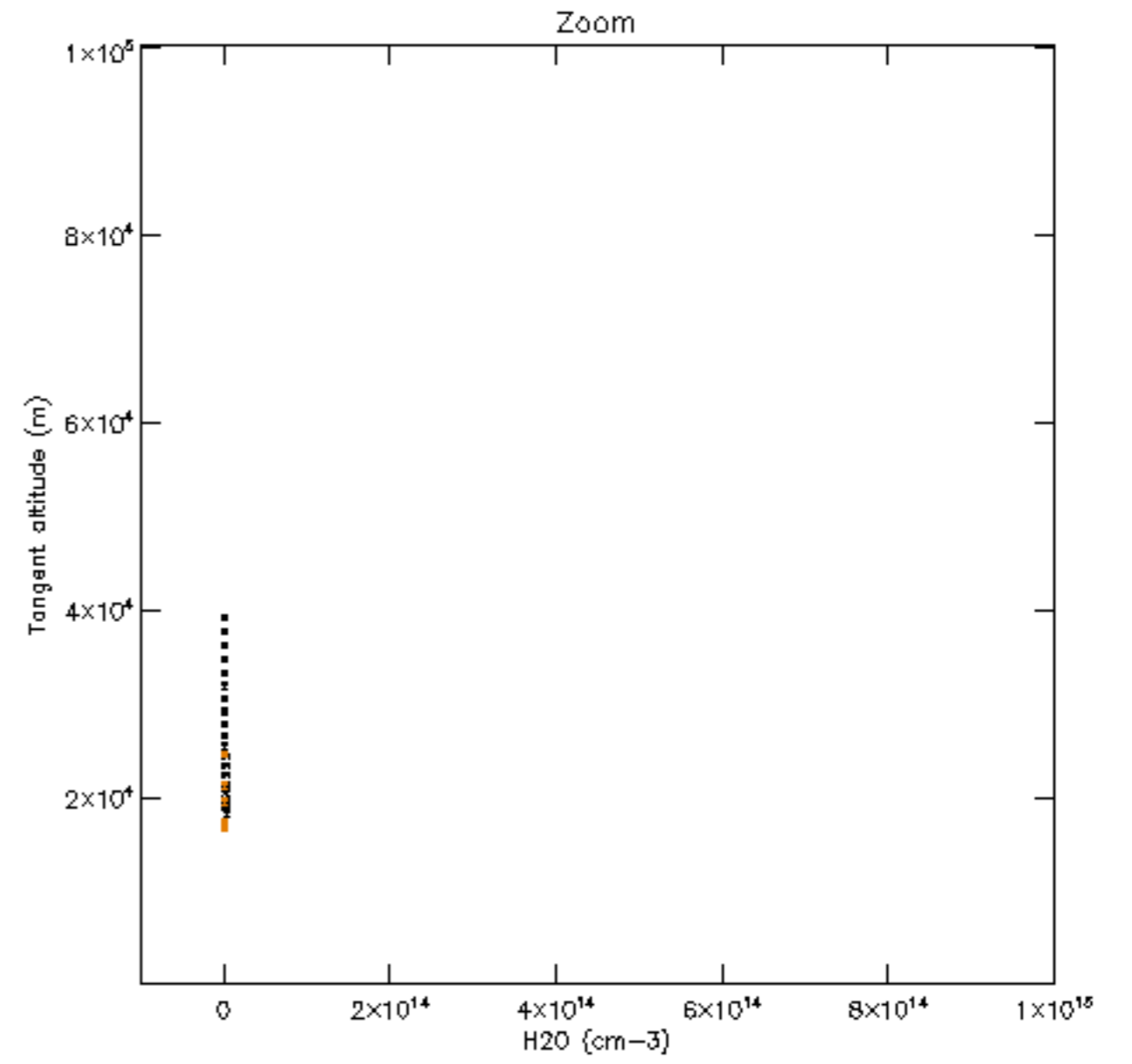
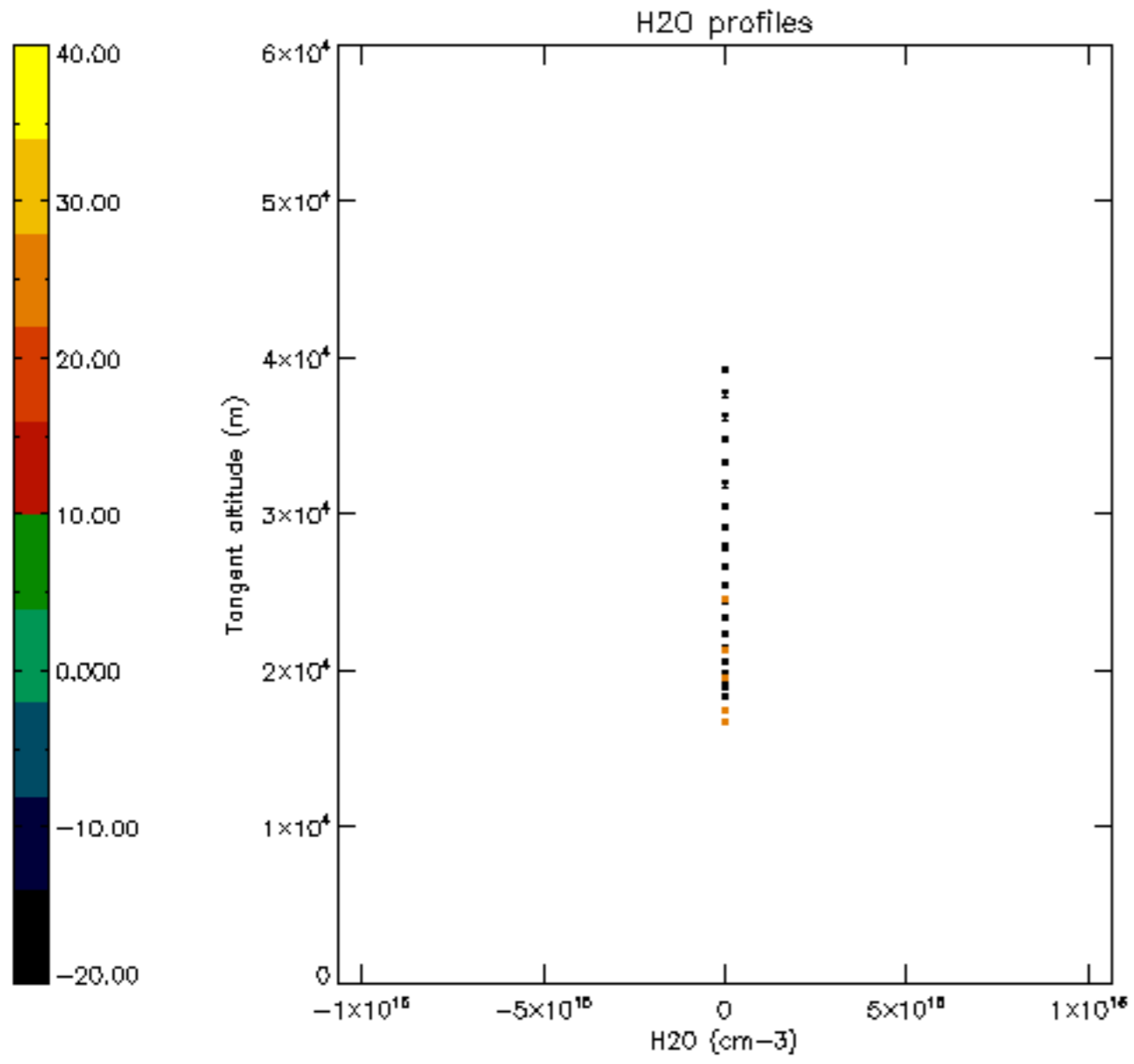


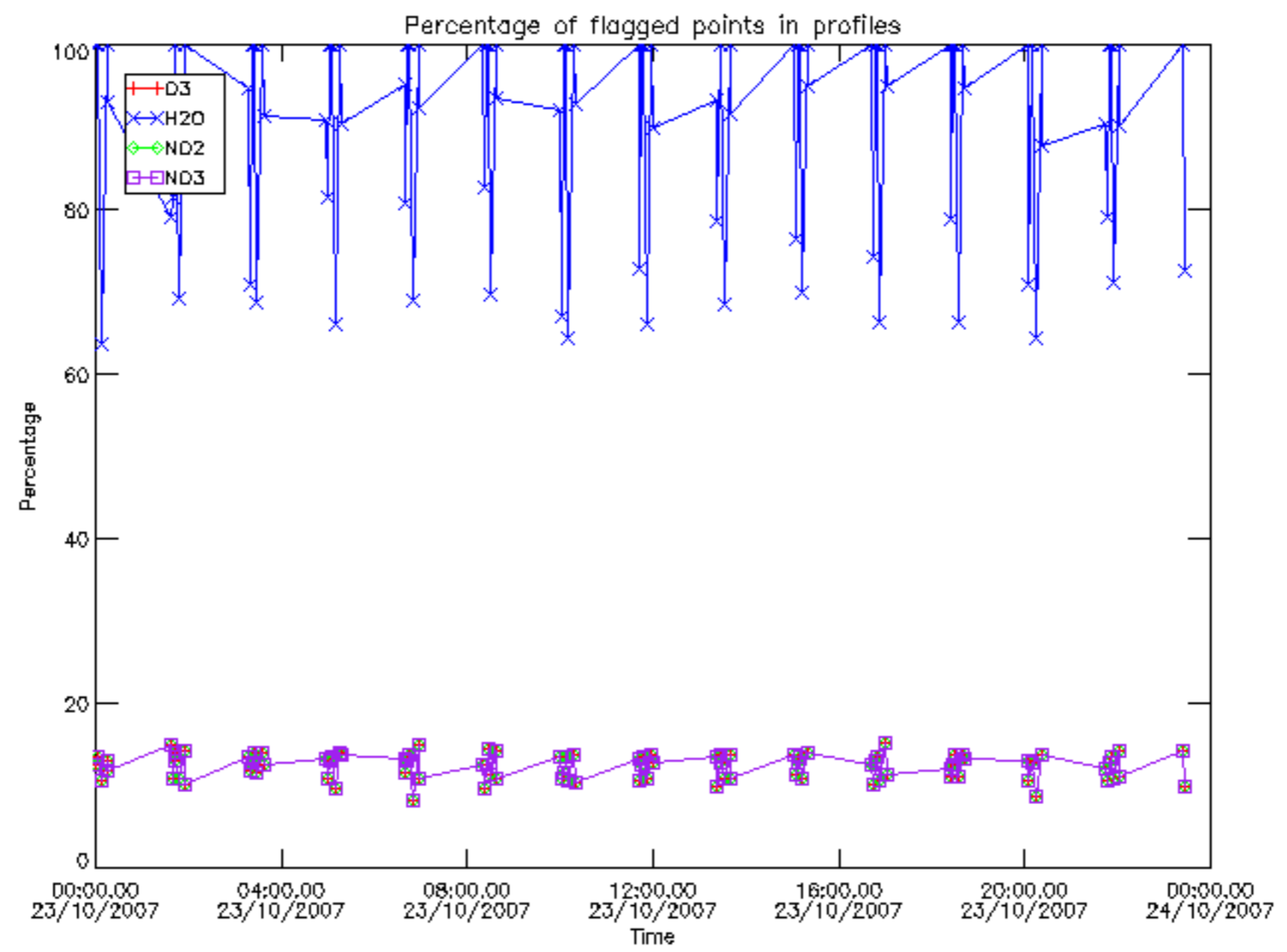




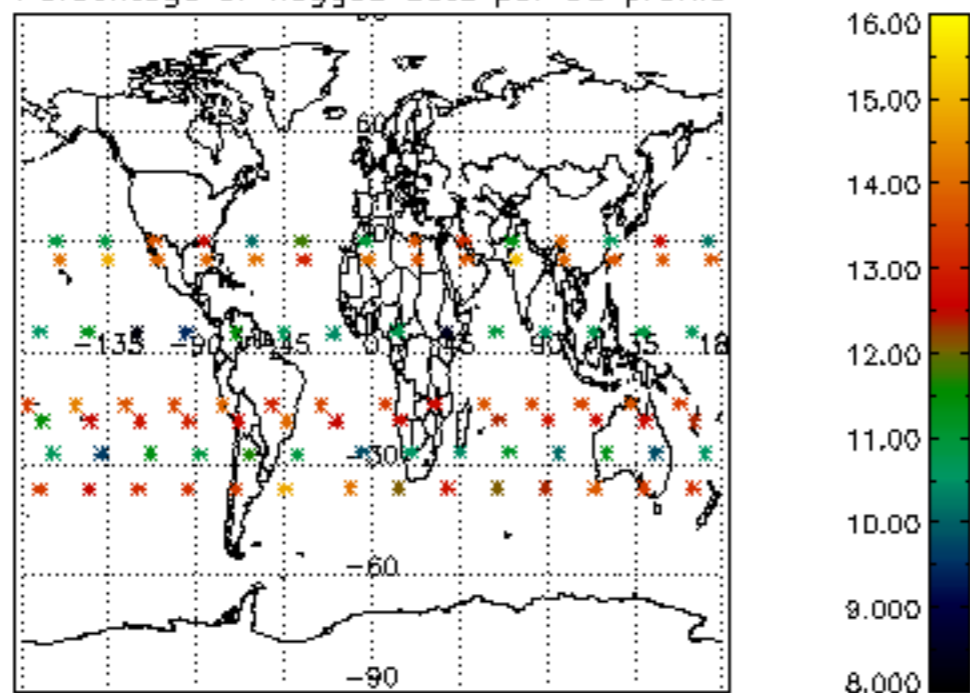




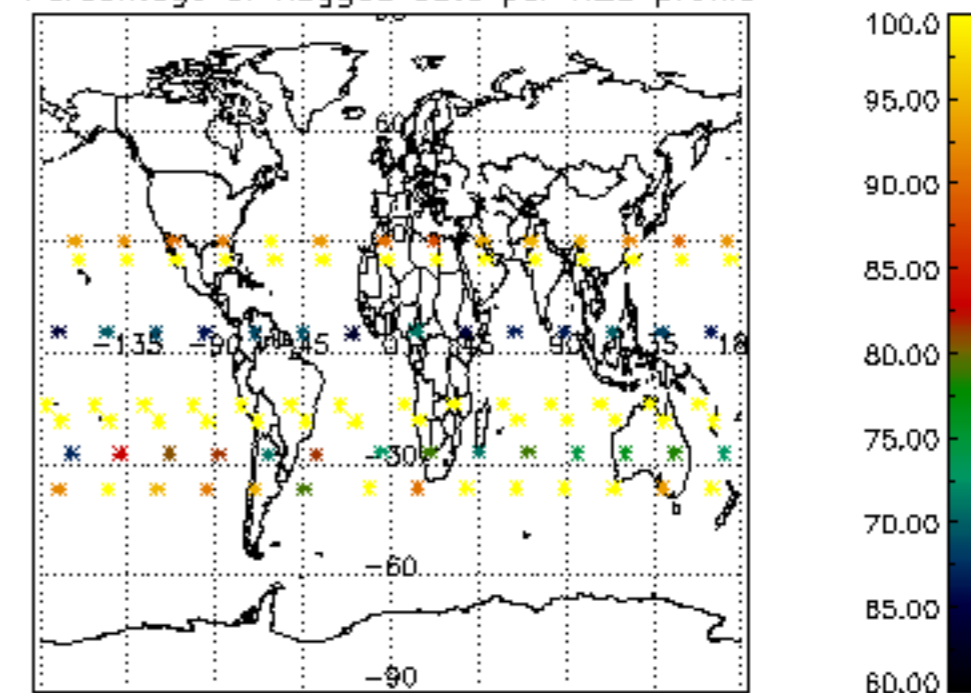




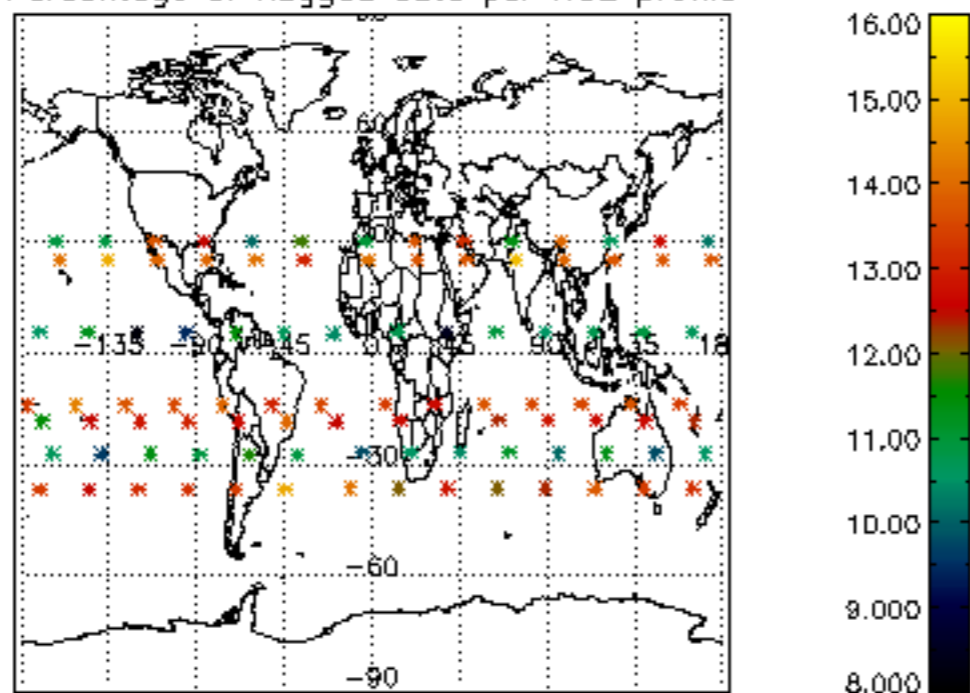
Percentage of flagged data per D3 profile



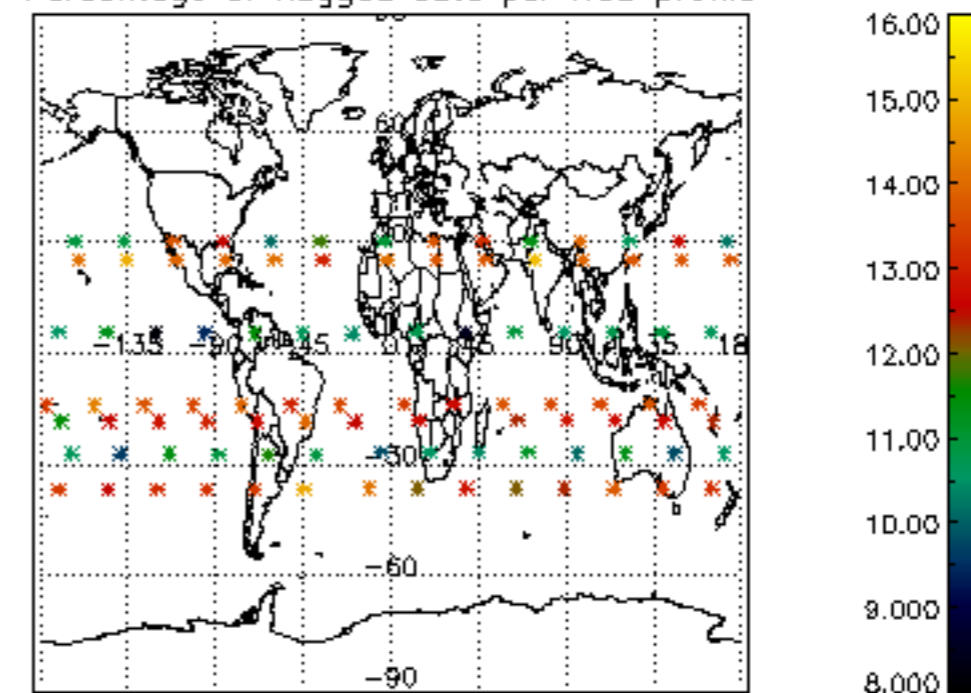
Percentage of flagged data per H2O profile

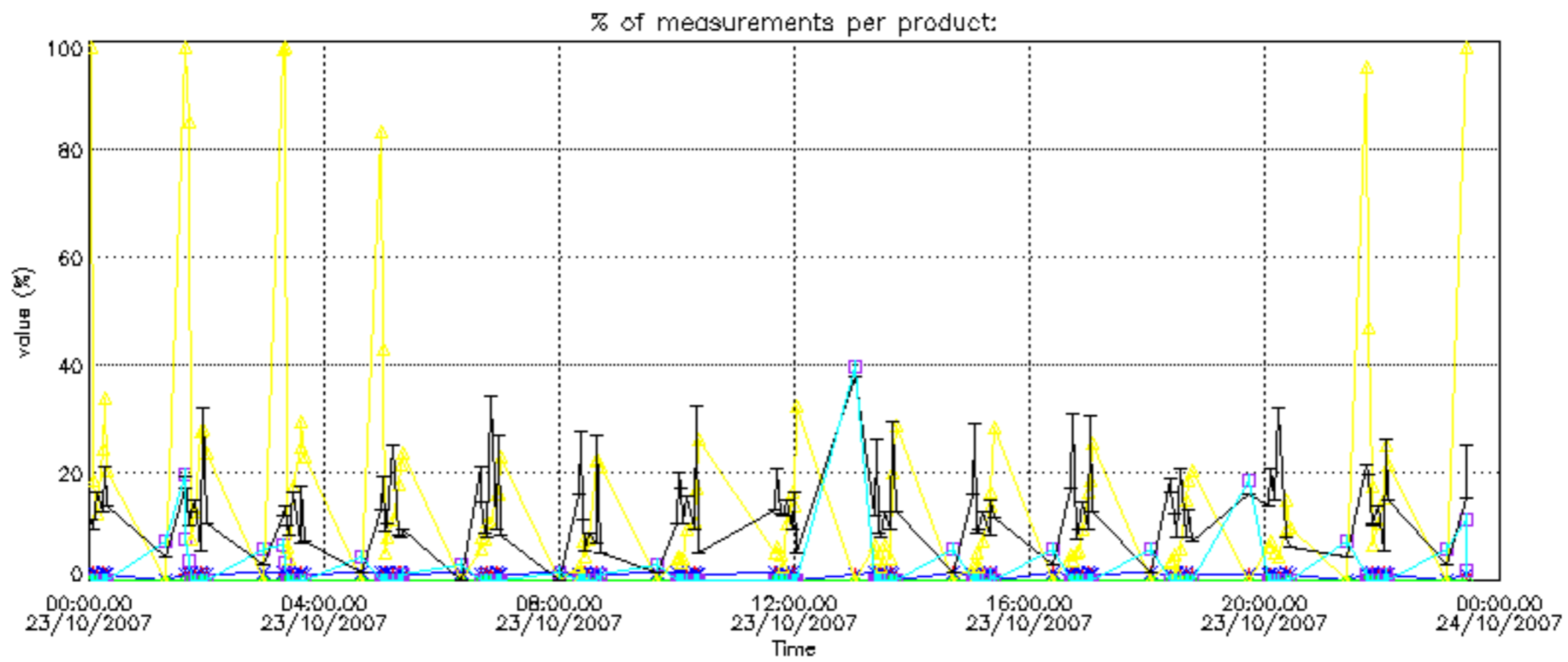


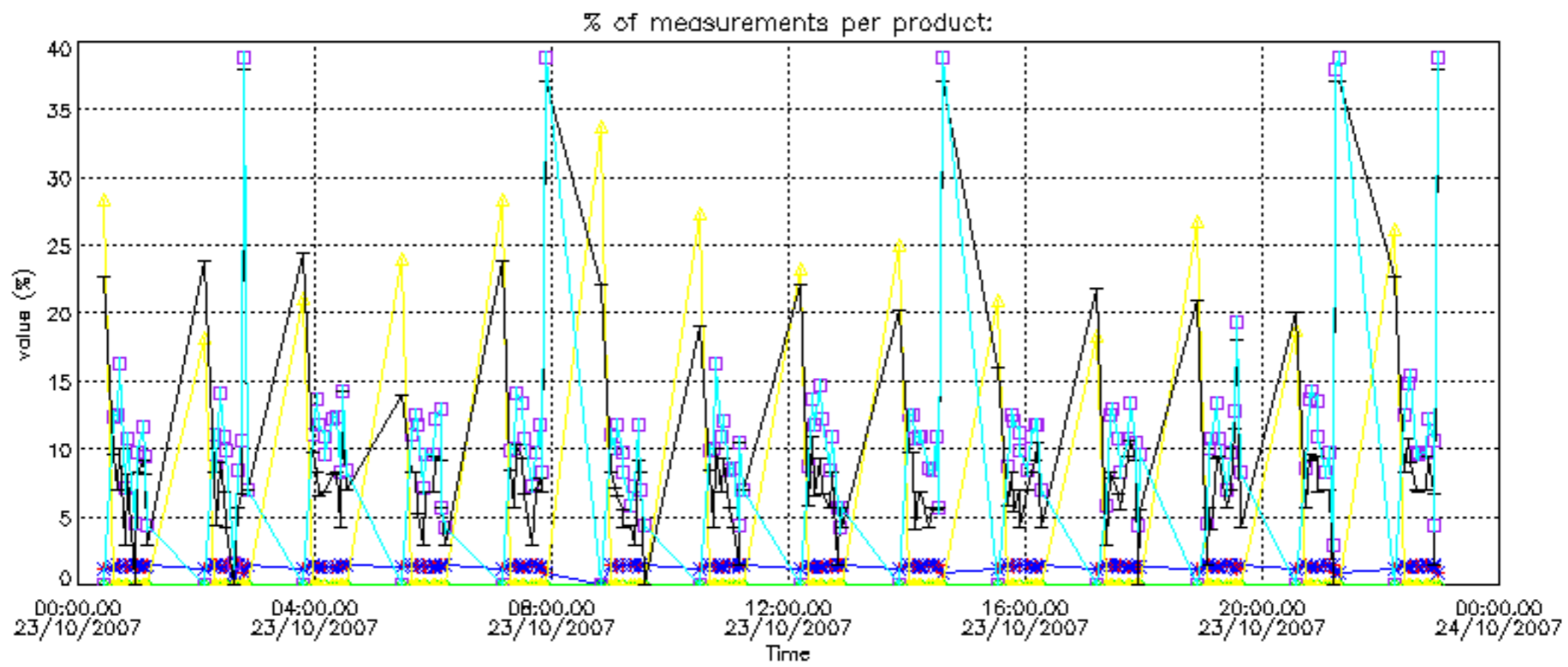
Percentage of flagged data per NO2 profile



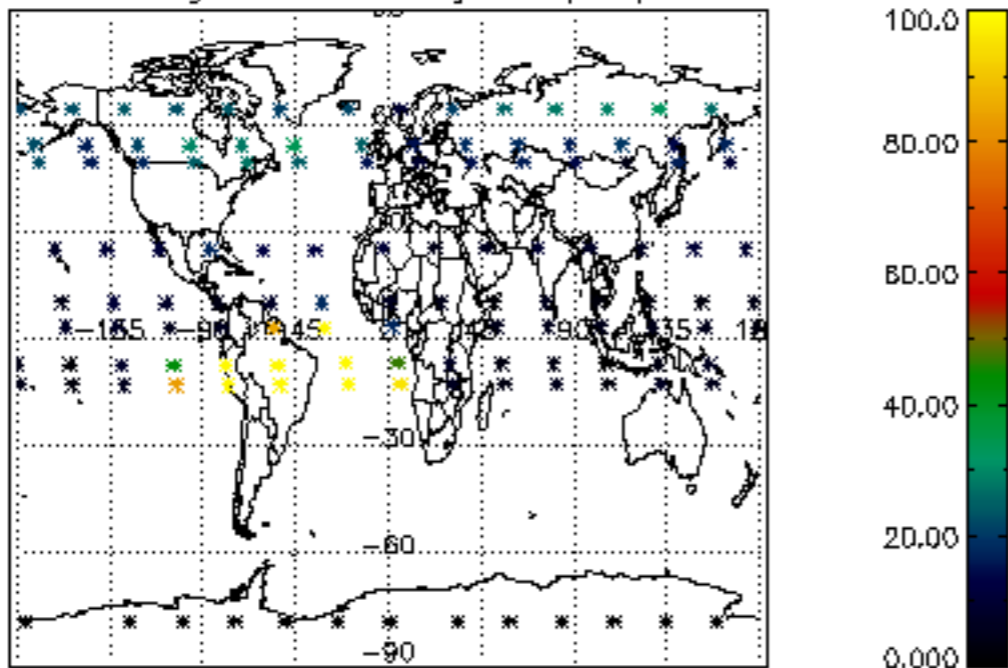
Percentage of flagged data per NO3 profile



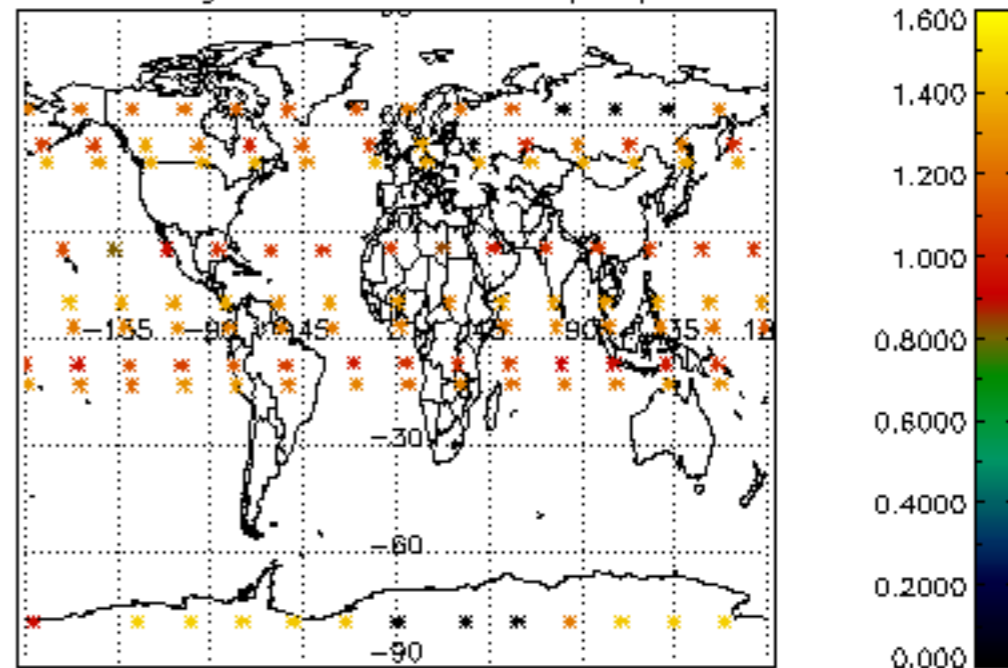




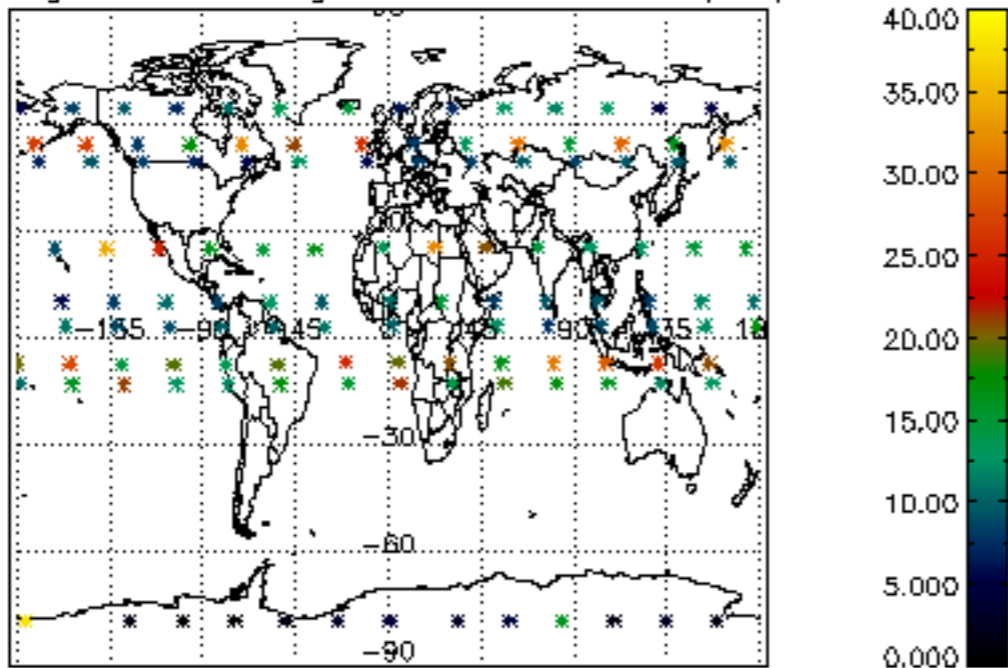
Percentage of cosmic ray hits per profile



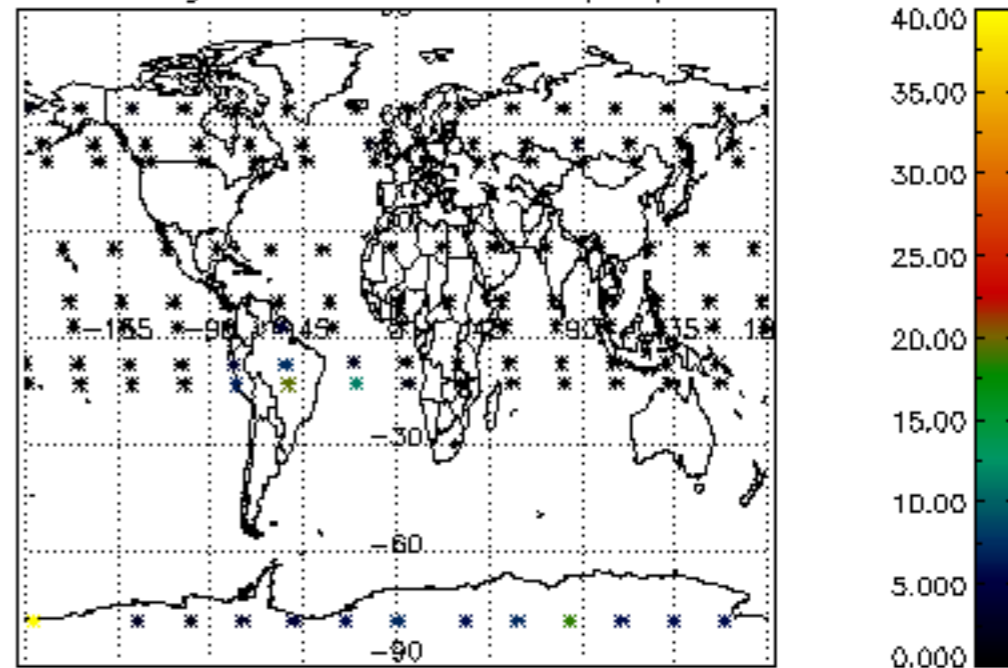
Percentage of datation errors per profile



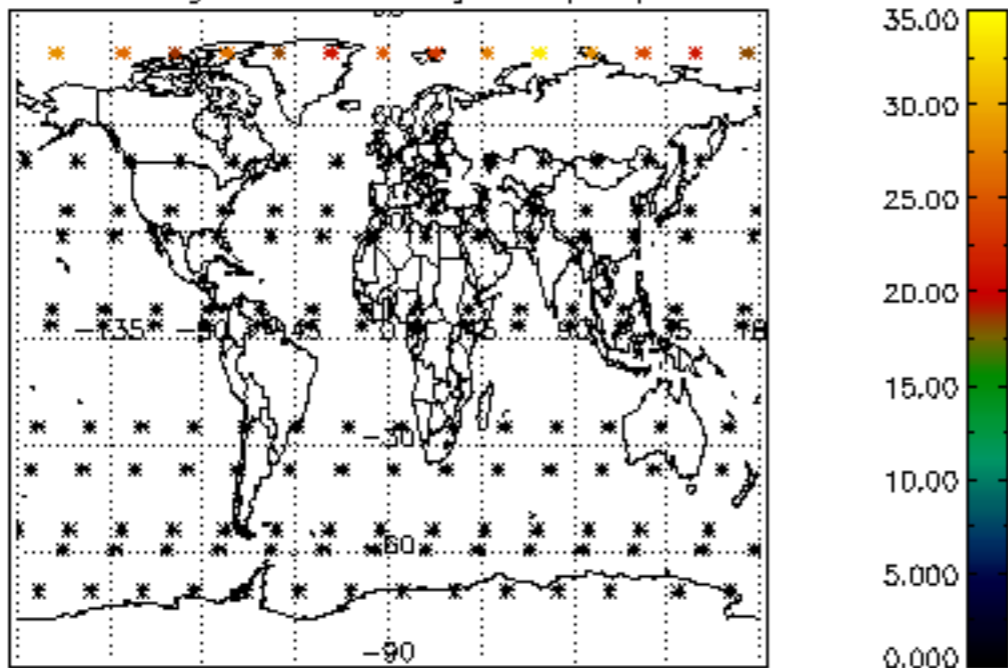
Percentage of star falling outside central band per profile



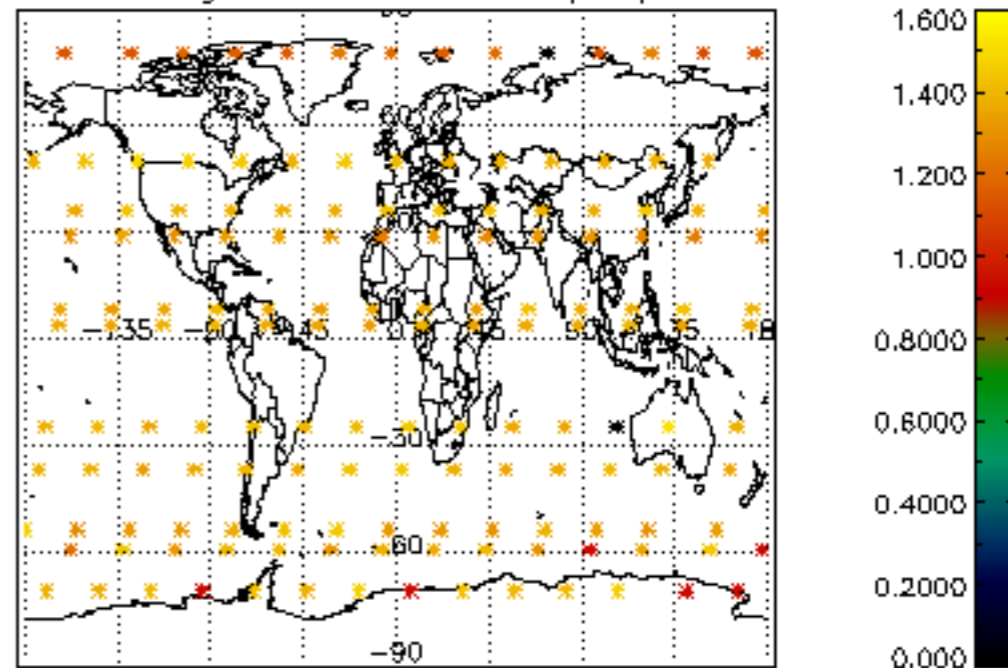
Percentage of saturation errors per profile



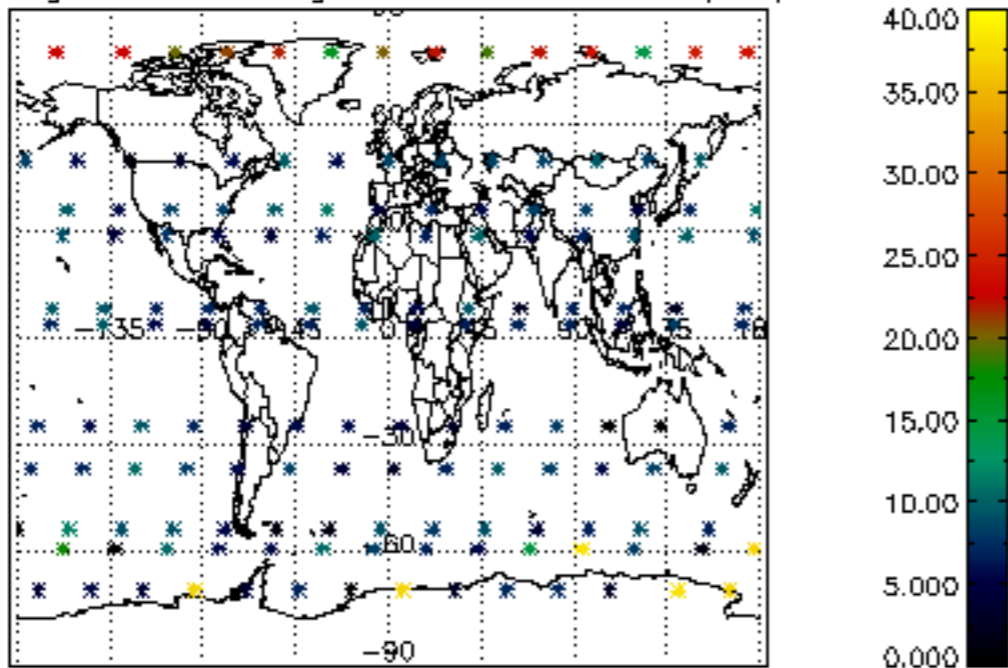
Percentage of cosmic ray hits per profile



Percentage of datation errors per profile



Percentage of star falling outside central band per profile



Percentage of saturation errors per profile

