

# GOMOS Level 2 Daily Report

## SUMMARY

### [1. General Info](#)

### [2. Summary of processed GOM\\_NL\\_2P products](#)

### [3. Level 2 Quality information per product](#)

#### [3.1 Plot of level 2 quality information per product \(time dependant\)](#)

#### [3.2 Plot of level 2 quality information per product \(world map\)](#)

### [4. Level 1 Quality information per product \(stored on level 2 products\)](#)

#### [4.1 Plot of level 1 quality information per product \(time dependant\)](#)

##### [4.1.1 Plot of level 1 quality information per product \(time dependant\): ASCENDING](#)

##### [4.1.2 Plot of level 1 quality information per product \(time dependant\): DESCENDING](#)

#### [4.2 Plot of level 1 quality information per product \(world map\)](#)

##### [4.2.1 Plot of level 1 quality information per product \(world map\): ASCENDING](#)

##### [4.2.2 Plot of level 1 quality information per product \(world map\): DESCENDING](#)

### [5. Ozone profiles based on quality statistics and other trace gas profiles](#)

#### [5.1 Ozone statistics based on quality of products](#)

#### [5.2 Plot ozone profiles for all STD \(dark without errors\)](#)

#### [5.3 Plot ozone profiles where STD < 20% \(dark without errors\)](#)

#### [5.4. Plot ozone profiles where STD < 10% \(dark without errors\)](#)

#### [5.5. Plot ozone profiles where STD < 5% \(dark without errors\)](#)

#### [5.6 Plot NO2 profiles for all STD \(dark without errors\)](#)

#### [5.7 Plot NO3 profiles for all STD \(dark without errors\)](#)

#### [5.8 Plot H2O profiles \(only for occultations of stars 1,2,3,4,13,14,16,26,63 dark without errors\) for all STD](#)

### [6. Auxiliary Data Files used for the production reported in section 2](#)

This report presents the daily analysis on parameters extracted from GOMOS level 2 data (GOM\_NL\_\_2P). It is intended to monitor some important parameters that will impact the quality of these products. A list of level 2 products (and content) that have arrived during the reporting day to the PCF is also given.

Item	Value
Time of report generation	23APR2013 08:19:52
Data source version	GOMOS/6.01
Start time of products	22-10-2007 (22OCT2007 00:00:00)
Stop time of products	23-10-2007 (23OCT2007 00:00:00)
Store outputs in DB	Yes
Nb of level 2 prods	199
Nb of prods with errors	0

## 2. Summary of processed GOM\_NL\_\_2P products.

Nr	Filename	UTC Start time	Limb	Duration	Star Id	Star Name	Star Mag	Star Temp	Nb Meas	Orbit	Prod. error
1	GOM_NL__2PRFIN20071022_021512_000000382062_00390_29502_6671.N1	22-OCT-2007 02:15:12	Dark	37.500	29	Bet Car	1.6720	10200.	75	29502	No
2	GOM_NL__2PRFIN20071022_021914_000000462062_00390_29502_6672.N1	22-OCT-2007 02:19:14	Dark	46.000	2	Alp Car	-0.73600	7000.0	92	29502	No
3	GOM_NL__2PRFIN20071022_022615_000000372062_00390_29502_6673.N1	22-OCT-2007 02:26:15	Dark	36.500	143	Alp Hyi	2.8570	7200.0	73	29502	No
4	GOM_NL__2PRFIN20071022_022741_000000422062_00390_29502_6674.N1	22-OCT-2007 02:27:41	Dark	42.000	9	Alp Eri	0.45300	24000.	84	29502	No
5	GOM_NL__2PRFIN20071022_023032_000000442062_00390_29502_6675.N1	22-OCT-2007 02:30:32	Straylight	44.000	157	The1Eri	2.9060	9300.0	88	29502	No
6	GOM_NL__2PRFIN20071022_023908_000000452062_00390_29502_6676.N1	22-OCT-2007 02:39:08	Straylight	44.500	52	16Bet Cet	2.0370	4500.0	89	29502	No
7	GOM_NL__2PRFIN20071022_024839_000000362062_00390_29502_6677.N1	22-OCT-2007 02:48:39	Bright	35.500	140	88Gam Peg	2.8340	26000.	71	29502	No
8	GOM_NL__2PRFIN20071022_025234_000000362062_00390_29502_6678.N1	22-OCT-2007 02:52:34	Bright	36.000	58	21Alp And	2.0730	11000.	72	29502	No
9	GOM_NL__2PRFIN20071022_025441_000000412062_00390_29502_6679.N1	22-OCT-2007 02:54:41	Bright	40.500	53	43Bet And	2.0480	3300.0	81	29502	No
10	GOM_NL__2PRFIN20071022_030022_000000372062_00390_29502_6680.N1	22-OCT-2007 03:00:22	Bright	37.000	68	18Alp Cas	2.2250	4500.0	74	29502	No
11	GOM_NL__2PRFIN20071022_030141_000000372062_00390_29502_6681.N1	22-OCT-2007 03:01:41	Bright	37.000	76	27Gam Cas	2.3000	30000.	74	29502	No
12	GOM_NL__2PRFIN20071022_030933_000000332062_00390_29502_6682.N1	22-OCT-2007 03:09:33	Bright	32.500	49	1Alp UMi	1.9900	6300.0	65	29502	No
13	GOM_NL__2PRFIN20071022_031253_000000362062_00390_29502_6683.N1	22-OCT-2007 03:12:53	Bright	35.500	60	7Bet UMi	2.0810	3950.0	71	29502	No
14	GOM_NL__2PRFIN20071022_031748_000000382062_00390_29502_6684.N1	22-OCT-2007 03:17:48	Bright	38.000	36	50Alp UMa	1.8000	6300.0	76	29502	No
15	GOM_NL__2PRFIN20071022_031923_000000522062_00390_29502_6685.N1	22-OCT-2007 03:19:23	Bright	51.500	82	48Bet UMa	2.3650	10600.	103	29502	No
16	GOM_NL__2PRFIN20071022_032252_000000352062_00390_29502_6686.N1	22-OCT-2007 03:22:52	Bright	35.000	174	52Psi UMa	3.0040	4400.0	70	29502	No
17	GOM_NL__2PRFIN20071022_033047_000000402062_00390_29502_6687.N1	22-OCT-2007 03:30:47	Bright	40.000	51	41Gam1Leo	2.0100	4500.0	80	29502	No
18	GOM_NL__2PRFIN20071022_034921_000000402062_00390_29502_6688.N1	22-OCT-2007 03:49:21	Dark	39.500	113	Mu Vel	2.6920	5000.0	79	29502	No
19	GOM_NL__2PRFIN20071022_035049_000000482062_00390_29502_6689.N1	22-OCT-2007 03:50:49	Dark	48.000	65	Lam Vel	2.2040	4400.0	96	29502	No
20	GOM_NL__2PRFIN20071022_085537_000000402062_00394_29506_6738.N1	22-OCT-2007 08:55:37	Dark	39.500	46	Del Vel	1.9540	10600.	79	29506	No
21	GOM_NL__2PRFIN20071022_085737_000000382062_00394_29506_6739.N1	22-OCT-2007 08:57:37	Dark	37.500	29	Bet Car	1.6720	10200.	75	29506	No
22	GOM_NL__2PRFIN20071022_090141_000000502062_00394_29506_6740.N1	22-OCT-2007 09:01:41	Dark	49.500	2	Alp Car	-0.73600	7000.0	99	29506	No
23	GOM_NL__2PRFIN20071022_090840_000000372062_00394_29506_6741.N1	22-OCT-2007 09:08:40	Dark	37.000	143	Alp Hyi	2.8570	7200.0	74	29506	No
24	GOM_NL__2PRFIN20071022_091005_000000472062_00394_29506_6742.N1	22-OCT-2007 09:10:05	Dark	47.000	9	Alp Eri	0.45300	24000.	94	29506	No
25	GOM_NL__2PRFIN20071022_091258_000000422062_00394_29506_6743.N1	22-OCT-2007 09:12:58	Straylight	42.000	157	The1Eri	2.9060	9300.0	84	29506	No
26	GOM_NL__2PRFIN20071022_092133_000000442062_00394_29506_6744.N1	22-OCT-2007 09:21:33	Straylight	44.000	52	16Bet Cet	2.0370	4500.0	88	29506	No
27	GOM_NL__2PRFIN20071022_093103_000000352062_00394_29506_6745.N1	22-OCT-2007 09:31:03	Bright	35.000	140	88Gam Peg	2.8340	26000.	70	29506	No
28	GOM_NL__2PRFIN20071022_093458_000000362062_00394_29506_6746.N1	22-OCT-2007 09:34:58	Bright	35.500	58	21Alp And	2.0730	11000.	71	29506	No
29	GOM_NL__2PRFIN20071022_093704_000000382062_00394_29506_6747.N1	22-OCT-2007 09:37:04	Bright	38.000	53	43Bet And	2.0480	3300.0	76	29506	No
30	GOM_NL__2PRFIN20071022_094246_000000372062_00394_29506_6748.N1	22-OCT-2007 09:42:46	Bright	37.000	68	18Alp Cas	2.2250	4500.0	74	29506	No
31	GOM_NL__2PRFIN20071022_094404_000000372062_00394_29506_6749.N1	22-OCT-2007 09:44:04	Bright	37.000	76	27Gam Cas	2.3000	30000.	74	29506	No
32	GOM_NL__2PRFIN20071022_095157_000000372062_00394_29506_6750.N1	22-OCT-2007 09:51:57	Bright	37.000	49	1Alp UMi	1.9900	6300.0	74	29506	No
33	GOM_NL__2PRFIN20071022_095518_000000372062_00394_29506_6751.N1	22-OCT-2007 09:55:18	Bright	36.500	60	7Bet UMi	2.0810	3950.0	73	29506	No
34	GOM_NL__2PRFIN20071022_100012_000000382062_00394_29506_6752.N1	22-OCT-2007 10:00:12	Bright	38.000	36	50Alp UMa	1.8000	6300.0	76	29506	No
35	GOM_NL__2PRFIN20071022_100147_000000352062_00394_29506_6753.N1	22-OCT-2007 10:01:47	Bright	35.000	82	48Bet UMa	2.3650	10600.	70	29506	No
36	GOM_NL__2PRFIN20071022_100516_000000342062_00394_29506_6754.N1	22-OCT-2007 10:05:16	Bright	34.000	174	52Psi UMa	3.0040	4400.0	68	29506	No
37	GOM_NL__2PRFIN20071022_101312_000000412062_00394_29506_6755.N1	22-OCT-2007 10:13:12	Bright	40.500	51	41Gam1Leo	2.0100	4500.0	81	29506	No
38	GOM_NL__2PRFIN20071022_103146_000000382062_00394_29506_6756.N1	22-OCT-2007 10:31:46	Dark	38.000	113	Mu Vel	2.6920	5000.0	76	29506	No
39	GOM_NL__2PRFIN20071022_103316_000000432062_00394_29506_6757.N1	22-OCT-2007 10:33:16	Dark	42.500	65	Lam Vel	2.2040	4400.0	85	29506	No
40	GOM_NL__2PRFIN20071022_103614_000000432062_00395_29507_6778.N1	22-OCT-2007 10:36:14	Dark	43.000	46	Del Vel	1.9540	10600.	86	29507	No
41	GOM_NL__2PRFIN20071022_103813_000000382062_00395_29507_6779.N1	22-OCT-2007 10:38:13	Dark	37.500	29	Bet Car	1.6720	10200.	75	29507	No
42	GOM_NL__2PRFIN20071022_104218_000000482062_00395_29507_6780.N1	22-OCT-2007 10:42:18	Dark	48.000	2	Alp Car	-0.73600	7000.0	96	29507	No

43	GOM_NL__2PRFIN20071022_104916_000000382062_00395_29507_6781.N1	22-OCT-2007 10:49:16	Dark	37.500	143	Alp Hyi	2.8570	7200.0	75	29507	No
44	GOM_NL__2PRFIN20071022_105042_000000412062_00395_29507_6782.N1	22-OCT-2007 10:50:42	Dark	41.000	9	Alp Eri	0.45300	24000.	82	29507	No
45	GOM_NL__2PRFIN20071022_105334_000000432062_00395_29507_6783.N1	22-OCT-2007 10:53:34	Straylight	43.000	157	The1Eri	2.9060	9300.0	86	29507	No
46	GOM_NL__2PRFIN20071022_110209_000000422062_00395_29507_6784.N1	22-OCT-2007 11:02:09	Straylight	42.000	52	16Bet Cet	2.0370	4500.0	84	29507	No
47	GOM_NL__2PRFIN20071022_111139_000000352062_00395_29507_6785.N1	22-OCT-2007 11:11:39	Bright	35.000	140	88Gam Peg	2.8340	26000.	70	29507	No
48	GOM_NL__2PRFIN20071022_111534_000000372062_00395_29507_6786.N1	22-OCT-2007 11:15:34	Bright	36.500	58	21Alp And	2.0730	11000.	73	29507	No
49	GOM_NL__2PRFIN20071022_111739_000000392062_00395_29507_6787.N1	22-OCT-2007 11:17:39	Bright	39.000	53	43Bet And	2.0480	3300.0	78	29507	No
50	GOM_NL__2PRFIN20071022_112322_000000372062_00395_29507_6788.N1	22-OCT-2007 11:23:22	Bright	37.000	68	18Alp Cas	2.2250	4500.0	74	29507	No
51	GOM_NL__2PRFIN20071022_112440_000000372062_00395_29507_6789.N1	22-OCT-2007 11:24:40	Bright	36.500	76	27Gam Cas	2.3000	30000.	73	29507	No
52	GOM_NL__2PRFIN20071022_113233_000000372062_00395_29507_6790.N1	22-OCT-2007 11:32:33	Bright	36.500	49	1Alp UMi	1.9900	6300.0	73	29507	No
53	GOM_NL__2PRFIN20071022_113554_000000362062_00395_29507_6791.N1	22-OCT-2007 11:35:54	Bright	35.500	60	7Bet UMi	2.0810	3950.0	71	29507	No
54	GOM_NL__2PRFIN20071022_114048_000000352062_00395_29507_6792.N1	22-OCT-2007 11:40:48	Bright	35.000	36	50Alp UMa	1.8000	6300.0	70	29507	No
55	GOM_NL__2PRFIN20071022_114222_000000362062_00395_29507_6793.N1	22-OCT-2007 11:42:22	Bright	36.000	82	48Bet UMa	2.3650	10600.	72	29507	No
56	GOM_NL__2PRFIN20071022_114552_000000362062_00395_29507_6794.N1	22-OCT-2007 11:45:52	Bright	36.000	174	52Psi UMa	3.0040	4400.0	72	29507	No
57	GOM_NL__2PRFIN20071022_115348_000000412062_00395_29507_6795.N1	22-OCT-2007 11:53:48	Bright	40.500	51	41Gam1Leo	2.0100	4500.0	81	29507	No
58	GOM_NL__2PRFIN20071022_121222_000000412062_00395_29507_6796.N1	22-OCT-2007 12:12:22	Dark	40.500	113	Mu Vel	2.6920	5000.0	81	29507	No
59	GOM_NL__2PRFIN20071022_121353_000000552062_00395_29507_6797.N1	22-OCT-2007 12:13:53	Dark	55.000	65	Lam Vel	2.2040	4400.0	110	29507	No
60	GOM_NL__2PRFIN20071022_121650_000000422062_00396_29508_6792.N1	22-OCT-2007 12:16:50	Dark	41.500	46	Del Vel	1.9540	10600.	83	29508	No
61	GOM_NL__2PRFIN20071022_121849_000000382062_00396_29508_6793.N1	22-OCT-2007 12:18:49	Dark	37.500	29	Bet Car	1.6720	10200.	75	29508	No
62	GOM_NL__2PRFIN20071022_122254_000000482062_00396_29508_6794.N1	22-OCT-2007 12:22:54	Dark	47.500	2	Alp Car	-0.73600	7000.0	95	29508	No
63	GOM_NL__2PRFIN20071022_122952_000000372062_00396_29508_6795.N1	22-OCT-2007 12:29:52	Dark	37.000	143	Alp Hyi	2.8570	7200.0	74	29508	No
64	GOM_NL__2PRFIN20071022_123118_000000482062_00396_29508_6796.N1	22-OCT-2007 12:31:18	Dark	48.000	9	Alp Eri	0.45300	24000.	96	29508	No
65	GOM_NL__2PRFIN20071022_123411_000000412062_00396_29508_6797.N1	22-OCT-2007 12:34:11	Straylight	41.000	157	The1Eri	2.9060	9300.0	82	29508	No
66	GOM_NL__2PRFIN20071022_124245_000000442062_00396_29508_6798.N1	22-OCT-2007 12:42:45	Straylight	44.000	52	16Bet Cet	2.0370	4500.0	88	29508	No
67	GOM_NL__2PRFIN20071022_125215_000000352062_00396_29508_6799.N1	22-OCT-2007 12:52:15	Bright	34.500	140	88Gam Peg	2.8340	26000.	69	29508	No
68	GOM_NL__2PRFIN20071022_125610_000000362062_00396_29508_6800.N1	22-OCT-2007 12:56:10	Bright	36.000	58	21Alp And	2.0730	11000.	72	29508	No
69	GOM_NL__2PRFIN20071022_125815_000000392062_00396_29508_6801.N1	22-OCT-2007 12:58:15	Bright	38.500	53	43Bet And	2.0480	3300.0	77	29508	No
70	GOM_NL__2PRFIN20071022_130358_000000382062_00396_29508_6802.N1	22-OCT-2007 13:03:58	Bright	37.500	68	18Alp Cas	2.2250	4500.0	75	29508	No
71	GOM_NL__2PRFIN20071022_130515_000000382062_00396_29508_6803.N1	22-OCT-2007 13:05:15	Bright	37.500	76	27Gam Cas	2.3000	30000.	75	29508	No
72	GOM_NL__2PRFIN20071022_131309_000000332062_00396_29508_6804.N1	22-OCT-2007 13:13:09	Bright	33.000	49	1Alp UMi	1.9900	6300.0	66	29508	No
73	GOM_NL__2PRFIN20071022_131630_000000362062_00396_29508_6805.N1	22-OCT-2007 13:16:30	Bright	35.500	60	7Bet UMi	2.0810	3950.0	71	29508	No
74	GOM_NL__2PRFIN20071022_132124_000000352062_00396_29508_6806.N1	22-OCT-2007 13:21:24	Bright	35.000	36	50Alp UMa	1.8000	6300.0	70	29508	No
75	GOM_NL__2PRFIN20071022_132258_000000412062_00396_29508_6807.N1	22-OCT-2007 13:22:58	Bright	40.500	82	48Bet UMa	2.3650	10600.	81	29508	No
76	GOM_NL__2PRFIN20071022_132628_000000352062_00396_29508_6808.N1	22-OCT-2007 13:26:28	Bright	34.500	174	52Psi UMa	3.0040	4400.0	69	29508	No
77	GOM_NL__2PRFIN20071022_133425_000000312062_00396_29508_6809.N1	22-OCT-2007 13:34:25	Bright	31.000	51	41Gam1Leo	2.0100	4500.0	62	29508	No
78	GOM_NL__2PRFIN20071022_135259_000000402062_00396_29508_6810.N1	22-OCT-2007 13:52:59	Dark	40.000	113	Mu Vel	2.6920	5000.0	80	29508	No
79	GOM_NL__2PRFIN20071022_135429_000000512062_00396_29508_6811.N1	22-OCT-2007 13:54:29	Dark	50.500	65	Lam Vel	2.2040	4400.0	101	29508	No
80	GOM_NL__2PRFIN20071022_135727_000000402062_00397_29509_6796.N1	22-OCT-2007 13:57:27	Dark	39.500	46	Del Vel	1.9540	10600.	79	29509	No
81	GOM_NL__2PRFIN20071022_135925_000000382062_00397_29509_6797.N1	22-OCT-2007 13:59:25	Dark	37.500	29	Bet Car	1.6720	10200.	75	29509	No
82	GOM_NL__2PRFIN20071022_140331_000000472062_00397_29509_6798.N1	22-OCT-2007 14:03:31	Dark	47.000	2	Alp Car	-0.73600	7000.0	94	29509	No
83	GOM_NL__2PRFIN20071022_141028_000000372062_00397_29509_6799.N1	22-OCT-2007 14:10:28	Dark	37.000	143	Alp Hyi	2.8570	7200.0	74	29509	No
84	GOM_NL__2PRFIN20071022_141154_000000382062_00397_29509_6800.N1	22-OCT-2007 14:11:54	Dark	38.000	9	Alp Eri	0.45300	24000.	76	29509	No
85	GOM_NL__2PRFIN20071022_141447_000000442062_00397_29509_6801.N1	22-OCT-2007 14:14:47	Straylight	44.000	157	The1Eri	2.9060	9300.0	88	29509	No
86	GOM_NL__2PRFIN20071022_142321_000000432062_00397_29509_6802.N1	22-OCT-2007 14:23:21	Straylight	43.000	52	16Bet Cet	2.0370	4500.0	86	29509	No
87	GOM_NL__2PRFIN20071022_143251_000000362062_00397_29509_6803.N1	22-OCT-2007 14:32:51	Bright	36.000	140	88Gam Peg	2.8340	26000.	72	29509	No
88	GOM_NL__2PRFIN20071022_143646_000000352062_00397_29509_6804.N1	22-OCT-2007 14:36:46	Bright	34.500	58	21Alp And	2.0730	11000.	69	29509	No
89	GOM_NL__2PRFIN20071022_143851_000000362062_00397_29509_6805.N1	22-OCT-2007 14:38:51	Bright	36.000	53	43Bet And	2.0480	3300.0	72	29509	No
90	GOM_NL__2PRFIN20071022_144433_000000372062_00397_29509_6806.N1	22-OCT-2007 14:44:33	Bright	37.000	68	18Alp Cas	2.2250	4500.0	74	29509	No
91	GOM_NL__2PRFIN20071022_144551_000000362062_00397_29509_6807.N1	22-OCT-2007 14:45:51	Bright	36.000	76	27Gam Cas	2.3000	30000.	72	29509	No
92	GOM_NL__2PRFIN20071022_145345_000000332062_00397_29509_6808.N1	22-OCT-2007 14:53:45	Bright	33.000	49	1Alp UMi	1.9900	6300.0	66	29509	No
93	GOM_NL__2PRFIN20071022_145706_000000352062_00397_29509_6809.N1	22-OCT-2007 14:57:06	Bright	34.500	60	7Bet UMi	2.0810	3950.0	69	29509	No
94	GOM_NL__2PRFIN20071022_150200_000000372062_00397_29509_6810.N1	22-OCT-2007 15:02:00	Bright	37.000	36	50Alp UMa	1.8000	6300.0	74	29509	No
95	GOM_NL__2PRFIN20071022_150334_000000442062_00397_29509_6811.N1	22-OCT-2007 15:03:34	Bright	44.000	82	48Bet UMa	2.3650	10600.	88	29509	No
96	GOM_NL__2PRFIN20071022_150704_000000542062_00397_29509_6812.N1	22-OCT-2007 15:07:04	Bright	54.000	174	52Psi UMa	3.0040	4400.0	108	29509	No
97	GOM_NL__2PRFIN20071022_151501_000000312062_00397_29509_6813.N1	22-OCT-2007 15:15:01	Bright	31.000	51	41Gam1Leo	2.0100	4500.0	62	29509	No
98	GOM_NL__2PRFIN20071022_153335_000000392062_00397_29509_6814.N1	22-OCT-2007 15:33:35	Dark	38.500	113	Mu Vel	2.6920	5000.0	77	29509	No
99	GOM_NL__2PRFIN20071022_153506_000000562062_00397_29509_6815.N1	22-OCT-2007 15:35:06	Dark	55.500	65	Lam Vel	2.2040	4400.0	111	29509	No
100	GOM_NL__2PRFIN20071022_153803_000000402062_00398_29510_6809.N1	22-OCT-2007 15:38:03	Dark	39.500	46	Del Vel	1.9540	10600.	79	29510	No
101	GOM_NL__2PRFIN20071022_154002_000000382062_00398_29510_6810.N1	22-OCT-2007 15:40:02	Dark	38.000	29	Bet Car	1.6720	10200.	76	29510	No

102	GOM_NL__2PRFIN20071022_154408_000000482062_00398_29510_6811.N1	22-OCT-2007 15:44:08	Dark	47.500	2	Alp Car	-0.73600	7000.0	95	29510	No
103	GOM_NL__2PRFIN20071022_155105_000000382062_00398_29510_6812.N1	22-OCT-2007 15:51:05	Dark	38.000	143	Alp Hyi	2.8570	7200.0	76	29510	No
104	GOM_NL__2PRFIN20071022_155230_000000462062_00398_29510_6813.N1	22-OCT-2007 15:52:30	Dark	46.000	9	Alp Eri	0.45300	24000.	92	29510	No
105	GOM_NL__2PRFIN20071022_155523_000000412062_00398_29510_6814.N1	22-OCT-2007 15:55:23	Straylight	41.000	157	The1Eri	2.9060	9300.0	82	29510	No
106	GOM_NL__2PRFIN20071022_160357_000000452062_00398_29510_6815.N1	22-OCT-2007 16:03:57	Straylight	45.000	52	16Bet Cet	2.0370	4500.0	90	29510	No
107	GOM_NL__2PRFIN20071022_161327_000000362062_00398_29510_6816.N1	22-OCT-2007 16:13:27	Bright	35.500	140	88Gam Peg	2.8340	26000.	71	29510	No
108	GOM_NL__2PRFIN20071022_161722_000000362062_00398_29510_6817.N1	22-OCT-2007 16:17:22	Bright	35.500	58	21Alp And	2.0730	11000.	71	29510	No
109	GOM_NL__2PRFIN20071022_161927_000000412062_00398_29510_6818.N1	22-OCT-2007 16:19:27	Bright	40.500	53	43Bet And	2.0480	3300.0	81	29510	No
110	GOM_NL__2PRFIN20071022_162509_000000352062_00398_29510_6819.N1	22-OCT-2007 16:25:09	Bright	35.000	68	18Alp Cas	2.2250	4500.0	70	29510	No
111	GOM_NL__2PRFIN20071022_162627_000000362062_00398_29510_6820.N1	22-OCT-2007 16:26:27	Bright	35.500	76	27Gam Cas	2.3000	30000.	71	29510	No
112	GOM_NL__2PRFIN20071022_163421_000000362062_00398_29510_6821.N1	22-OCT-2007 16:34:21	Bright	36.000	49	1Alp UMi	1.9900	6300.0	72	29510	No
113	GOM_NL__2PRFIN20071022_163742_000000372062_00398_29510_6822.N1	22-OCT-2007 16:37:42	Bright	36.500	60	7Bet UMi	2.0810	3950.0	73	29510	No
114	GOM_NL__2PRFIN20071022_164235_000000382062_00398_29510_6823.N1	22-OCT-2007 16:42:35	Bright	38.000	36	50Alp UMa	1.8000	6300.0	76	29510	No
115	GOM_NL__2PRFIN20071022_164410_000000372062_00398_29510_6824.N1	22-OCT-2007 16:44:10	Bright	36.500	82	48Bet UMa	2.3650	10600.	73	29510	No
116	GOM_NL__2PRFIN20071022_164740_000000352062_00398_29510_6825.N1	22-OCT-2007 16:47:40	Bright	34.500	174	52Psi UMa	3.0040	4400.0	69	29510	No
117	GOM_NL__2PRFIN20071022_165437_000000352062_00398_29510_6826.N1	22-OCT-2007 16:54:37	Bright	34.500	96	68Del Leo	2.5600	9300.0	69	29510	No
118	GOM_NL__2PRFIN20071022_171411_000000382062_00398_29510_6827.N1	22-OCT-2007 17:14:11	Dark	37.500	113	Mu Vel	2.6920	5000.0	75	29510	No
119	GOM_NL__2PRFIN20071022_171543_000000542062_00398_29510_6828.N1	22-OCT-2007 17:15:43	Dark	53.500	65	Lam Vel	2.2040	4400.0	107	29510	No
120	GOM_NL__2PRFIN20071022_171840_000000392062_00399_29511_6829.N1	22-OCT-2007 17:18:40	Dark	38.500	46	Del Vel	1.9540	10600.	77	29511	No
121	GOM_NL__2PRFIN20071022_172038_000000382062_00399_29511_6830.N1	22-OCT-2007 17:20:38	Dark	37.500	29	Bet Car	1.6720	10200.	75	29511	No
122	GOM_NL__2PRFIN20071022_172445_000000502062_00399_29511_6831.N1	22-OCT-2007 17:24:45	Dark	49.500	2	Alp Car	-0.73600	7000.0	99	29511	No
123	GOM_NL__2PRFIN20071022_173141_000000372062_00399_29511_6832.N1	22-OCT-2007 17:31:41	Dark	37.000	143	Alp Hyi	2.8570	7200.0	74	29511	No
124	GOM_NL__2PRFIN20071022_173306_000000412062_00399_29511_6833.N1	22-OCT-2007 17:33:06	Dark	40.500	9	Alp Eri	0.45300	24000.	81	29511	No
125	GOM_NL__2PRFIN20071022_173600_000000422062_00399_29511_6834.N1	22-OCT-2007 17:36:00	Straylight	42.000	157	The1Eri	2.9060	9300.0	84	29511	No
126	GOM_NL__2PRFIN20071022_174433_000000432062_00399_29511_6835.N1	22-OCT-2007 17:44:33	Straylight	42.500	52	16Bet Cet	2.0370	4500.0	85	29511	No
127	GOM_NL__2PRFIN20071022_175403_000000362062_00399_29511_6836.N1	22-OCT-2007 17:54:03	Bright	36.000	140	88Gam Peg	2.8340	26000.	72	29511	No
128	GOM_NL__2PRFIN20071022_175758_000000362062_00399_29511_6837.N1	22-OCT-2007 17:57:58	Bright	35.500	58	21Alp And	2.0730	11000.	71	29511	No
129	GOM_NL__2PRFIN20071022_180002_000000382062_00399_29511_6838.N1	22-OCT-2007 18:00:02	Bright	38.000	53	43Bet And	2.0480	3300.0	76	29511	No
130	GOM_NL__2PRFIN20071022_180545_000000382062_00399_29511_6839.N1	22-OCT-2007 18:05:45	Bright	37.500	68	18Alp Cas	2.2250	4500.0	75	29511	No
131	GOM_NL__2PRFIN20071022_180703_000000372062_00399_29511_6840.N1	22-OCT-2007 18:07:03	Bright	36.500	76	27Gam Cas	2.3000	30000.	73	29511	No
132	GOM_NL__2PRFIN20071022_181457_000000372062_00399_29511_6841.N1	22-OCT-2007 18:14:57	Bright	36.500	49	1Alp UMi	1.9900	6300.0	73	29511	No
133	GOM_NL__2PRFIN20071022_181818_000000382062_00399_29511_6842.N1	22-OCT-2007 18:18:18	Bright	38.000	60	7Bet UMi	2.0810	3950.0	76	29511	No
134	GOM_NL__2PRFIN20071022_182311_000000382062_00399_29511_6843.N1	22-OCT-2007 18:23:11	Bright	37.500	36	50Alp UMa	1.8000	6300.0	75	29511	No
135	GOM_NL__2PRFIN20071022_182446_000000352062_00399_29511_6844.N1	22-OCT-2007 18:24:46	Bright	35.000	82	48Bet UMa	2.3650	10600.	70	29511	No
136	GOM_NL__2PRFIN20071022_182816_000000372062_00399_29511_6845.N1	22-OCT-2007 18:28:16	Bright	36.500	174	52Psi UMa	3.0040	4400.0	73	29511	No
137	GOM_NL__2PRFIN20071022_183513_000000352062_00399_29511_6846.N1	22-OCT-2007 18:35:13	Bright	34.500	96	68Del Leo	2.5600	9300.0	69	29511	No
138	GOM_NL__2PRFIN20071022_185447_000000402062_00399_29511_6847.N1	22-OCT-2007 18:54:47	Dark	40.000	113	Mu Vel	2.6920	5000.0	80	29511	No
139	GOM_NL__2PRFIN20071022_185619_000000482062_00399_29511_6848.N1	22-OCT-2007 18:56:19	Dark	47.500	65	Lam Vel	2.2040	4400.0	95	29511	No
140	GOM_NL__2PRFIN20071022_185916_000000402062_00400_29512_6842.N1	22-OCT-2007 18:59:16	Dark	39.500	46	Del Vel	1.9540	10600.	79	29512	No
141	GOM_NL__2PRFIN20071022_190114_000000402062_00400_29512_6843.N1	22-OCT-2007 19:01:14	Dark	39.500	29	Bet Car	1.6720	10200.	79	29512	No
142	GOM_NL__2PRFIN20071022_190521_000000632062_00400_29512_6844.N1	22-OCT-2007 19:05:21	Dark	63.000	2	Alp Car	-0.73600	7000.0	126	29512	No
143	GOM_NL__2PRFIN20071022_191217_000000372062_00400_29512_6845.N1	22-OCT-2007 19:12:17	Dark	36.500	143	Alp Hyi	2.8570	7200.0	73	29512	No
144	GOM_NL__2PRFIN20071022_191342_000000472062_00400_29512_6846.N1	22-OCT-2007 19:13:42	Dark	46.500	9	Alp Eri	0.45300	24000.	93	29512	No
145	GOM_NL__2PRFIN20071022_191636_000000422062_00400_29512_6847.N1	22-OCT-2007 19:16:36	Straylight	41.500	157	The1Eri	2.9060	9300.0	83	29512	No
146	GOM_NL__2PRFIN20071022_192509_000000432062_00400_29512_6848.N1	22-OCT-2007 19:25:09	Straylight	43.000	52	16Bet Cet	2.0370	4500.0	86	29512	No
147	GOM_NL__2PRFIN20071022_193440_000000342062_00400_29512_6849.N1	22-OCT-2007 19:34:40	Bright	34.000	140	88Gam Peg	2.8340	26000.	68	29512	No
148	GOM_NL__2PRFIN20071022_193834_000000362062_00400_29512_6850.N1	22-OCT-2007 19:38:34	Bright	36.000	58	21Alp And	2.0730	11000.	72	29512	No
149	GOM_NL__2PRFIN20071022_194038_000000392062_00400_29512_6851.N1	22-OCT-2007 19:40:38	Bright	38.500	53	43Bet And	2.0480	3300.0	77	29512	No
150	GOM_NL__2PRFIN20071022_194621_000000342062_00400_29512_6852.N1	22-OCT-2007 19:46:21	Bright	34.000	68	18Alp Cas	2.2250	4500.0	68	29512	No
151	GOM_NL__2PRFIN20071022_194739_000000382062_00400_29512_6853.N1	22-OCT-2007 19:47:39	Bright	37.500	76	27Gam Cas	2.3000	30000.	75	29512	No
152	GOM_NL__2PRFIN20071022_195533_000000522062_00400_29512_6854.N1	22-OCT-2007 19:55:33	Bright	52.000	49	1Alp UMi	1.9900	6300.0	104	29512	No
153	GOM_NL__2PRFIN20071022_195855_000000382062_00400_29512_6855.N1	22-OCT-2007 19:58:55	Bright	38.000	60	7Bet UMi	2.0810	3950.0	76	29512	No
154	GOM_NL__2PRFIN20071022_200347_000000532062_00400_29512_6856.N1	22-OCT-2007 20:03:47	Bright	53.000	36	50Alp UMa	1.8000	6300.0	106	29512	No
155	GOM_NL__2PRFIN20071022_200522_000000542062_00400_29512_6857.N1	22-OCT-2007 20:05:22	Bright	54.000	82	48Bet UMa	2.3650	10600.	108	29512	No
156	GOM_NL__2PRFIN20071022_200852_000000362062_00400_29512_6858.N1	22-OCT-2007 20:08:52	Bright	35.500	174	52Psi UMa	3.0040	4400.0	71	29512	No
157	GOM_NL__2PRFIN20071022_201549_000000352062_00400_29512_6859.N1	22-OCT-2007 20:15:49	Bright	34.500	96	68Del Leo	2.5600	9300.0	69	29512	No
158	GOM_NL__2PRFIN20071022_203524_000000392062_00400_29512_6860.N1	22-OCT-2007 20:35:24	Dark	38.500	113	Mu Vel	2.6920	5000.0	77	29512	No
159	GOM_NL__2PRFIN20071022_203656_000000482062_00400_29512_6861.N1	22-OCT-2007 20:36:56	Dark	47.500	65	Lam Vel	2.2040	4400.0	95	29512	No
160	GOM_NL__2PRFIN20071022_203953_000000422062_00401_29513_6856.N1	22-OCT-2007 20:39:53	Dark	41.500	46	Del Vel	1.9540	10600.	83	29513	No

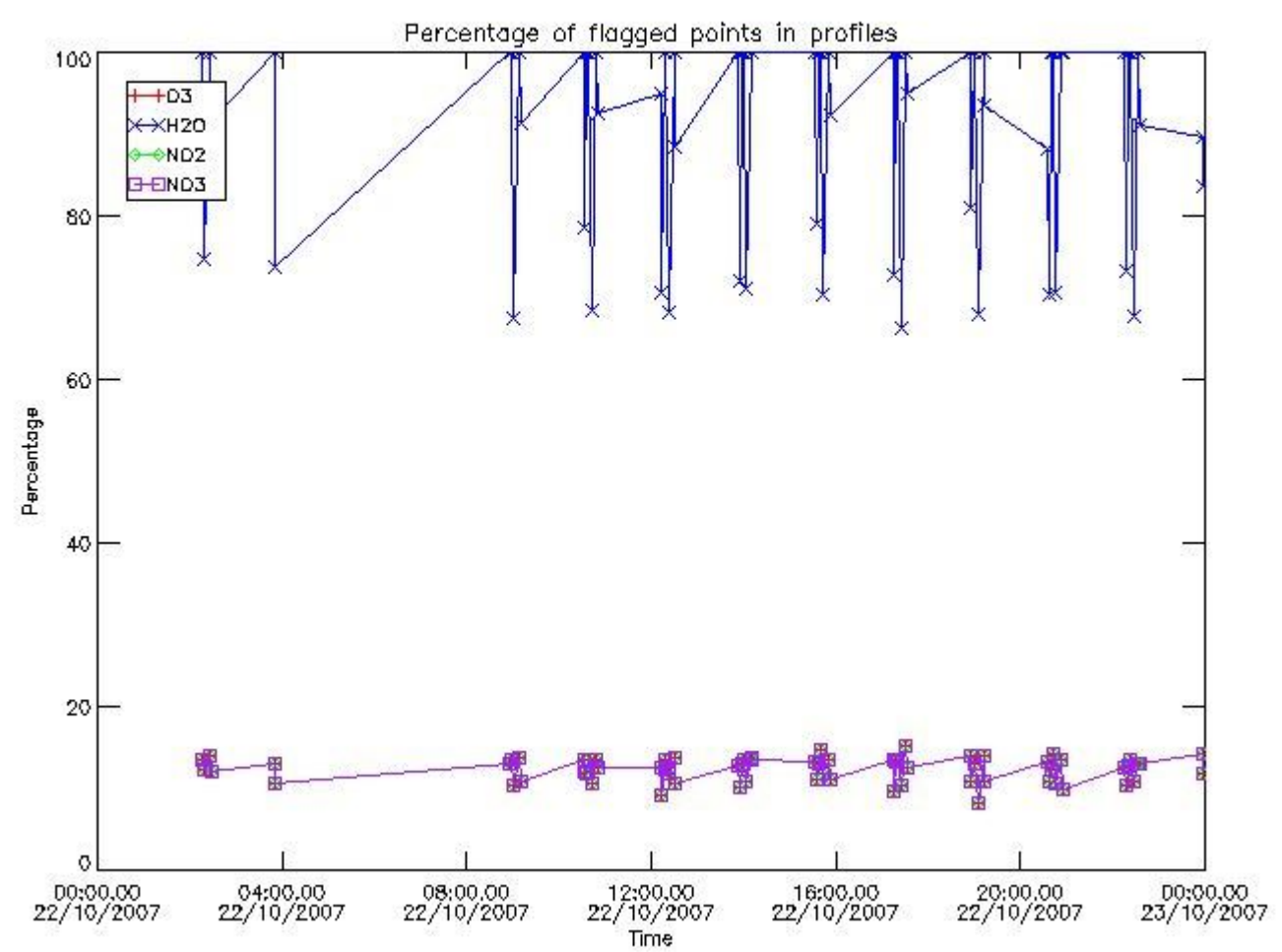


161	GOM_NL__2PRFIN20071022_204150_000000362062_00401_29513_6857.N1	22-OCT-2007 20:41:50	Dark	36.000	29	Bet Car	1.6720	10200.	72	29513	No
162	GOM_NL__2PRFIN20071022_204558_000000482062_00401_29513_6858.N1	22-OCT-2007 20:45:58	Dark	48.000	2	Alp Car	-0.73600	7000.0	96	29513	No
163	GOM_NL__2PRFIN20071022_205253_000000382062_00401_29513_6859.N1	22-OCT-2007 20:52:53	Dark	38.000	143	Alp Hyi	2.8570	7200.0	76	29513	No
164	GOM_NL__2PRFIN20071022_205418_000000512062_00401_29513_6860.N1	22-OCT-2007 20:54:18	Dark	51.000	9	Alp Eri	0.45300	24000.	102	29513	No
165	GOM_NL__2PRFIN20071022_205712_000000442062_00401_29513_6861.N1	22-OCT-2007 20:57:12	Straylight	43.500	157	The1Eri	2.9060	9300.0	87	29513	No
166	GOM_NL__2PRFIN20071022_210545_000000442062_00401_29513_6862.N1	22-OCT-2007 21:05:45	Straylight	44.000	52	16Bet Cet	2.0370	4500.0	88	29513	No
167	GOM_NL__2PRFIN20071022_211516_000000372062_00401_29513_6863.N1	22-OCT-2007 21:15:16	Bright	36.500	140	88Gam Peg	2.8340	26000.	73	29513	No
168	GOM_NL__2PRFIN20071022_211910_000000362062_00401_29513_6864.N1	22-OCT-2007 21:19:10	Bright	36.000	58	21Alp And	2.0730	11000.	72	29513	No
169	GOM_NL__2PRFIN20071022_212114_000000382062_00401_29513_6865.N1	22-OCT-2007 21:21:14	Bright	37.500	53	43Bet And	2.0480	3300.0	75	29513	No
170	GOM_NL__2PRFIN20071022_212657_000000362062_00401_29513_6866.N1	22-OCT-2007 21:26:57	Bright	36.000	68	18Alp Cas	2.2250	4500.0	72	29513	No
171	GOM_NL__2PRFIN20071022_212815_000000372062_00401_29513_6867.N1	22-OCT-2007 21:28:15	Bright	36.500	76	27Gam Cas	2.3000	30000.	73	29513	No
172	GOM_NL__2PRFIN20071022_213608_000000362062_00401_29513_6868.N1	22-OCT-2007 21:36:08	Bright	36.000	49	1Alp UMi	1.9900	6300.0	72	29513	No
173	GOM_NL__2PRFIN20071022_213931_000000342062_00401_29513_6869.N1	22-OCT-2007 21:39:31	Bright	33.500	60	7Bet UMi	2.0810	3950.0	67	29513	No
174	GOM_NL__2PRFIN20071022_214423_000000532062_00401_29513_6870.N1	22-OCT-2007 21:44:23	Bright	53.000	36	50Alp UMa	1.8000	6300.0	106	29513	No
175	GOM_NL__2PRFIN20071022_214558_000000542062_00401_29513_6871.N1	22-OCT-2007 21:45:58	Bright	54.000	82	48Bet UMa	2.3650	10600.	108	29513	No
176	GOM_NL__2PRFIN20071022_214928_000000382062_00401_29513_6872.N1	22-OCT-2007 21:49:28	Bright	37.500	174	52Psi UMa	3.0040	4400.0	75	29513	No
177	GOM_NL__2PRFIN20071022_215625_000000332062_00401_29513_6873.N1	22-OCT-2007 21:56:25	Bright	32.500	96	68Del Leo	2.5600	9300.0	65	29513	No
178	GOM_NL__2PRFIN20071022_221600_000000412062_00401_29513_6874.N1	22-OCT-2007 22:16:00	Dark	41.000	113	Mu Vel	2.6920	5000.0	82	29513	No
179	GOM_NL__2PRFIN20071022_221732_000000552062_00401_29513_6875.N1	22-OCT-2007 22:17:32	Dark	54.500	65	Lam Vel	2.2040	4400.0	109	29513	No
180	GOM_NL__2PRFIN20071022_222029_000000402062_00402_29514_6870.N1	22-OCT-2007 22:20:29	Dark	40.000	46	Del Vel	1.9540	10600.	80	29514	No
181	GOM_NL__2PRFIN20071022_222227_000000382062_00402_29514_6871.N1	22-OCT-2007 22:22:27	Dark	37.500	29	Bet Car	1.6720	10200.	75	29514	No
182	GOM_NL__2PRFIN20071022_222635_000000472062_00402_29514_6872.N1	22-OCT-2007 22:26:35	Dark	47.000	2	Alp Car	-0.73600	7000.0	94	29514	No
183	GOM_NL__2PRFIN20071022_223329_000000402062_00402_29514_6873.N1	22-OCT-2007 22:33:29	Dark	39.500	143	Alp Hyi	2.8570	7200.0	79	29514	No
184	GOM_NL__2PRFIN20071022_223455_000000402062_00402_29514_6874.N1	22-OCT-2007 22:34:55	Dark	39.500	9	Alp Eri	0.45300	24000.	79	29514	No
185	GOM_NL__2PRFIN20071022_223749_000000432062_00402_29514_6875.N1	22-OCT-2007 22:37:49	Straylight	42.500	157	The1Eri	2.9060	9300.0	85	29514	No
186	GOM_NL__2PRFIN20071022_224621_000000442062_00402_29514_6876.N1	22-OCT-2007 22:46:21	Straylight	44.000	52	16Bet Cet	2.0370	4500.0	88	29514	No
187	GOM_NL__2PRFIN20071022_225551_000000362062_00402_29514_6877.N1	22-OCT-2007 22:55:51	Bright	36.000	140	88Gam Peg	2.8340	26000.	72	29514	No
188	GOM_NL__2PRFIN20071022_225946_000000362062_00402_29514_6878.N1	22-OCT-2007 22:59:46	Bright	35.500	58	21Alp And	2.0730	11000.	71	29514	No
189	GOM_NL__2PRFIN20071022_230150_000000392062_00402_29514_6879.N1	22-OCT-2007 23:01:50	Bright	38.500	53	43Bet And	2.0480	3300.0	77	29514	No
190	GOM_NL__2PRFIN20071022_230733_000000362062_00402_29514_6880.N1	22-OCT-2007 23:07:33	Bright	35.500	68	18Alp Cas	2.2250	4500.0	71	29514	No
191	GOM_NL__2PRFIN20071022_230850_000000362062_00402_29514_6881.N1	22-OCT-2007 23:08:50	Bright	35.500	76	27Gam Cas	2.3000	30000.	71	29514	No
192	GOM_NL__2PRFIN20071022_231644_000000362062_00402_29514_6882.N1	22-OCT-2007 23:16:44	Bright	35.500	49	1Alp UMi	1.9900	6300.0	71	29514	No
193	GOM_NL__2PRFIN20071022_232007_000000362062_00402_29514_6883.N1	22-OCT-2007 23:20:07	Bright	35.500	60	7Bet UMi	2.0810	3950.0	71	29514	No
194	GOM_NL__2PRFIN20071022_232459_000000372062_00402_29514_6884.N1	22-OCT-2007 23:24:59	Bright	36.500	36	50Alp UMa	1.8000	6300.0	73	29514	No
195	GOM_NL__2PRFIN20071022_232634_000000352062_00402_29514_6885.N1	22-OCT-2007 23:26:34	Bright	34.500	82	48Bet UMa	2.3650	10600.	69	29514	No
196	GOM_NL__2PRFIN20071022_233004_000000522062_00402_29514_6886.N1	22-OCT-2007 23:30:04	Bright	51.500	174	52Psi UMa	3.0040	4400.0	103	29514	No
197	GOM_NL__2PRFIN20071022_233701_000000342062_00402_29514_6887.N1	22-OCT-2007 23:37:01	Bright	33.500	96	68Del Leo	2.5600	9300.0	67	29514	No
198	GOM_NL__2PRFIN20071022_235636_000000402062_00402_29514_6888.N1	22-OCT-2007 23:56:36	Dark	39.500	113	Mu Vel	2.6920	5000.0	79	29514	No
199	GOM_NL__2PRFIN20071022_235809_000000432062_00402_29514_6889.N1	22-OCT-2007 23:58:09	Dark	43.000	65	Lam Vel	2.2040	4400.0	86	29514	No

### 3. Quality information per product

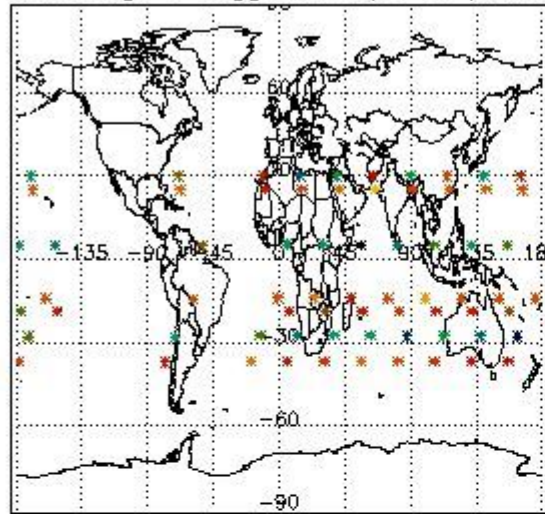
In this section it is plotted some information contained in the Quality Summary data set of the level 2 products. Only products in dark limb conditions and without errors (error flag in the MPH set to "0") are used.

#### 3.1 Plot quality information per product (time dependant)

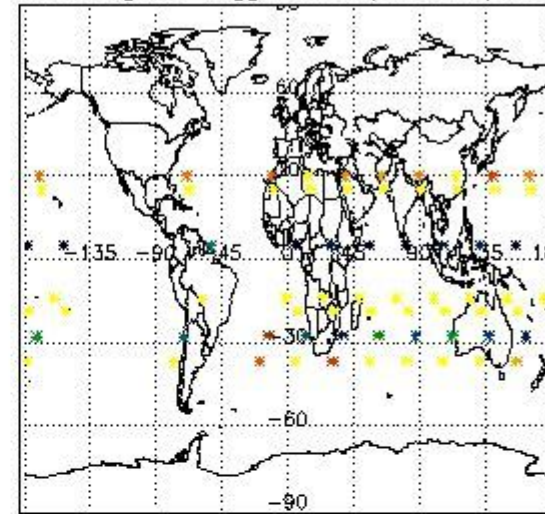


3.2 Plot quality information per product (world map)


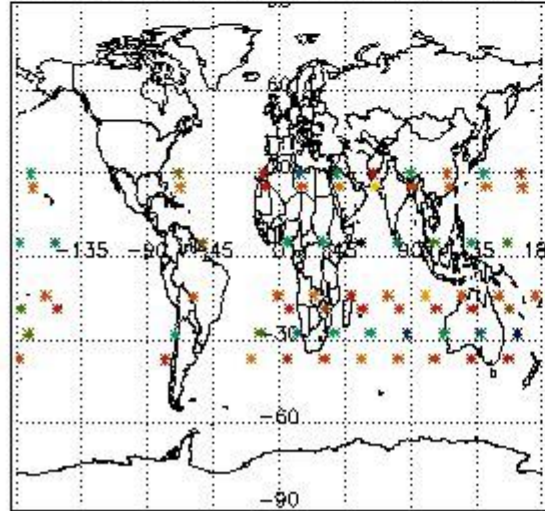
Percentage of flagged data per O3 profile



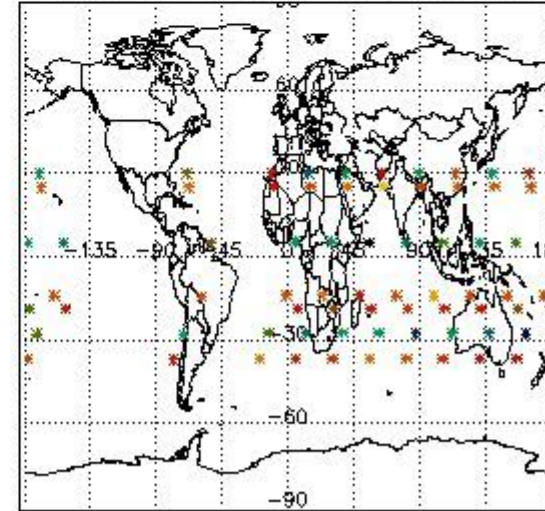
Percentage of flagged data per H2O profile



Percentage of flagged data per NO2 profile



Percentage of flagged data per NO3 profile

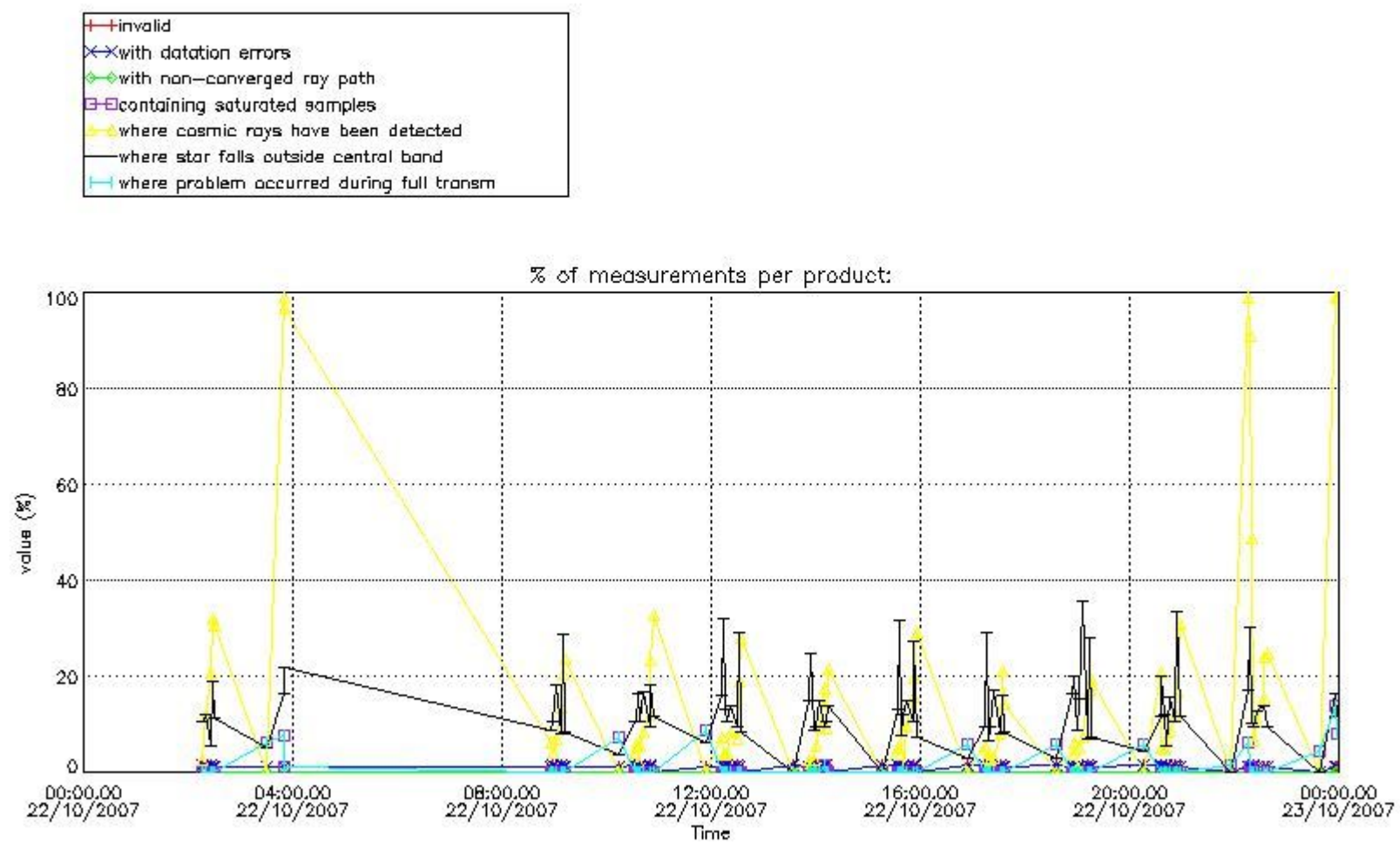


#### 4. Level 1 quality information per product

In this section it is plotted some information contained in the Quality Summary data set of the level 2 products that comes from the level 1b processing. Products without errors (error flag in the MPH set to "0") are used.

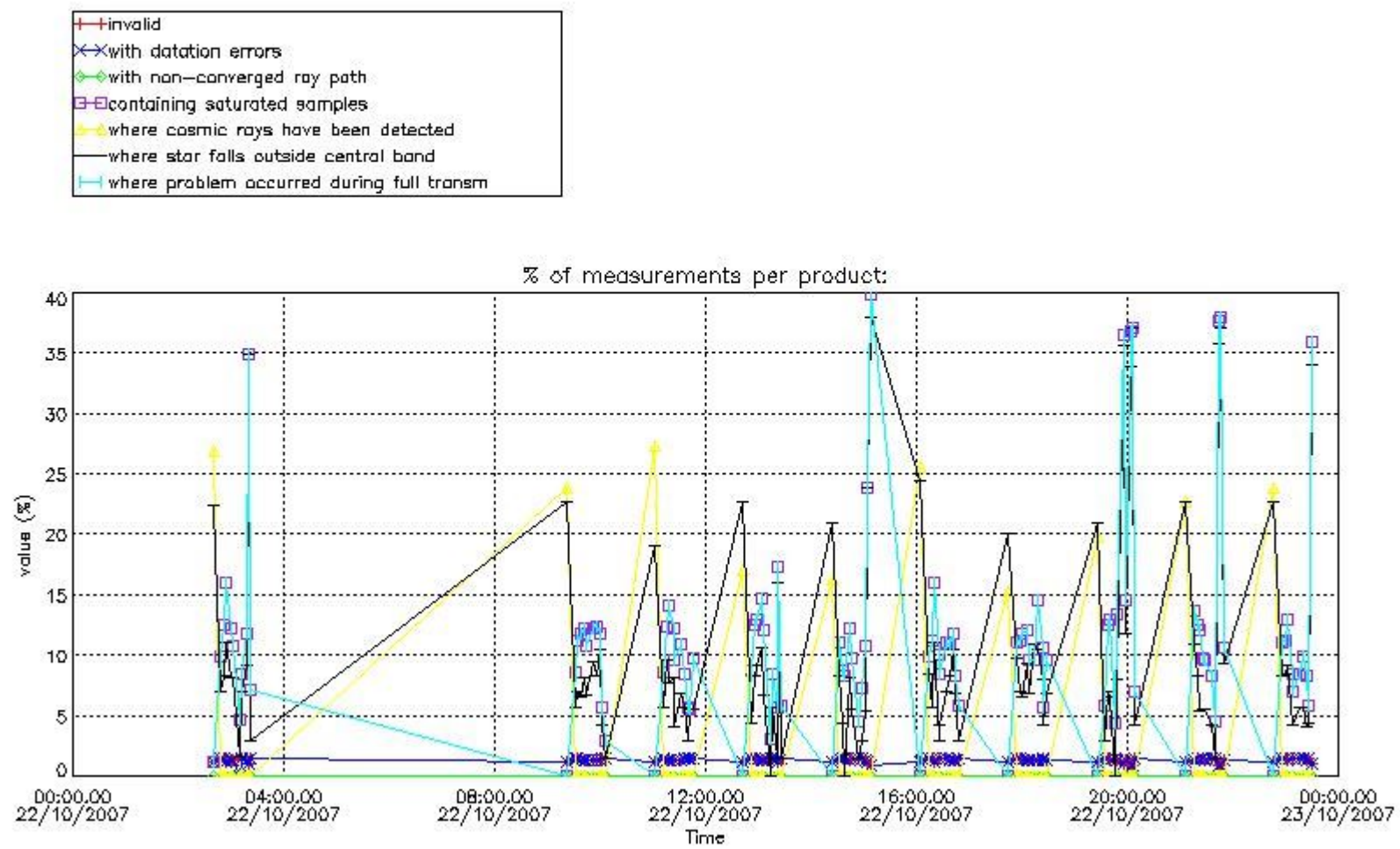
##### 4.1 Plot quality information per product (time dependant) coming from level 1b processing

###### 4.1.1 Plot level 1 quality information per product (time dependant): ENVISAT ASCENDING passes



4.1.2 Plot level 1 quality information per product (time dependant): ENVI SAT DESCENDING passes

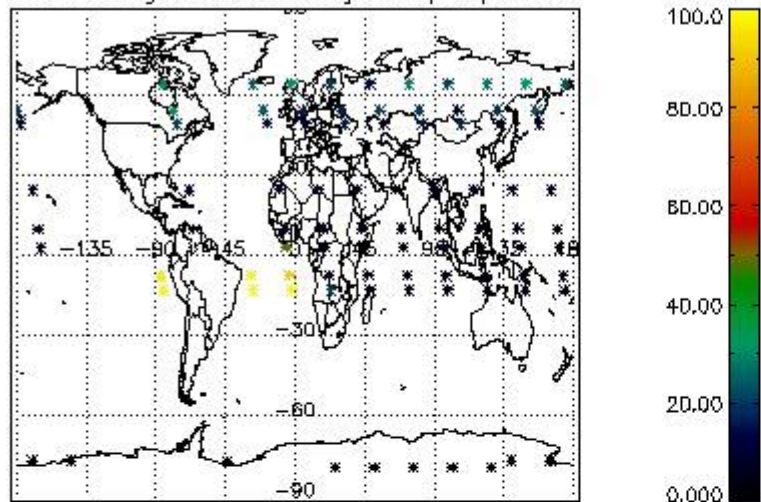




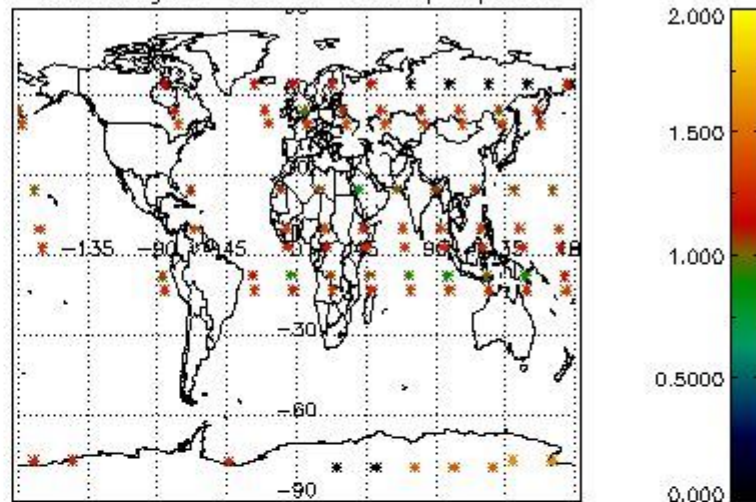
*4.2 Plot quality information per product coming from level 1b processing (world map)*

*4.2.1 Plot level 1 quality information per product (world map): ENVISAT ASCENDING passes*

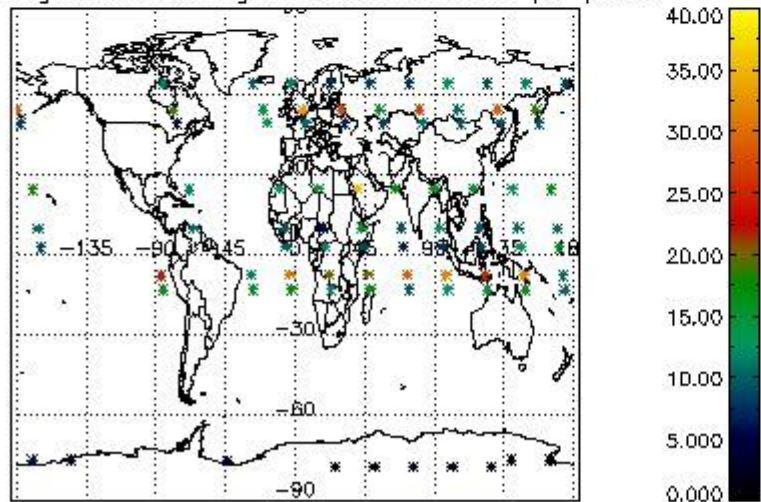
Percentage of cosmic ray hits per profile



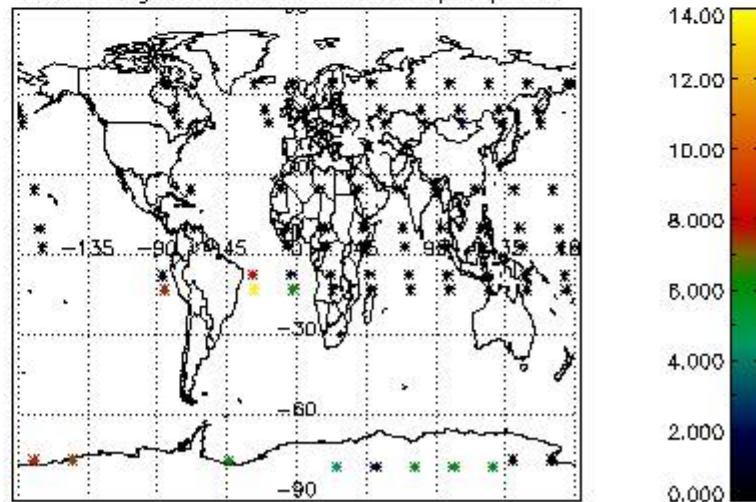
Percentage of datation errors per profile



Percentage of star falling outside central band per profile

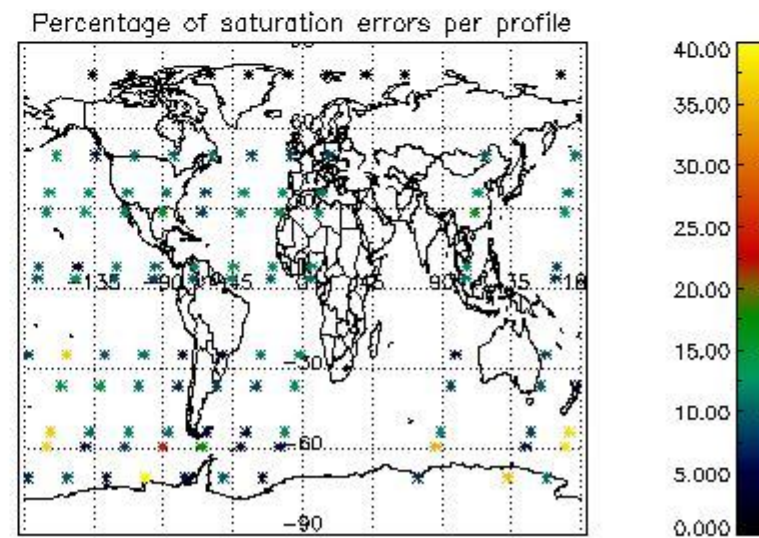
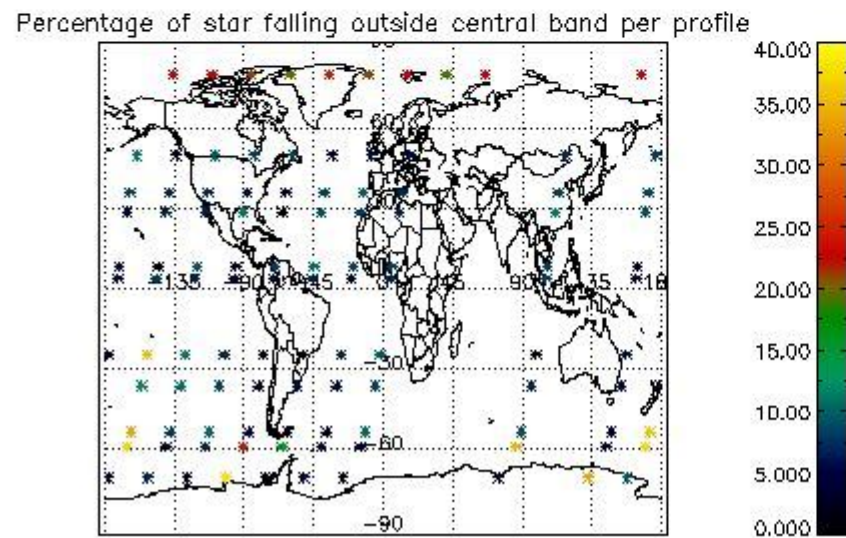
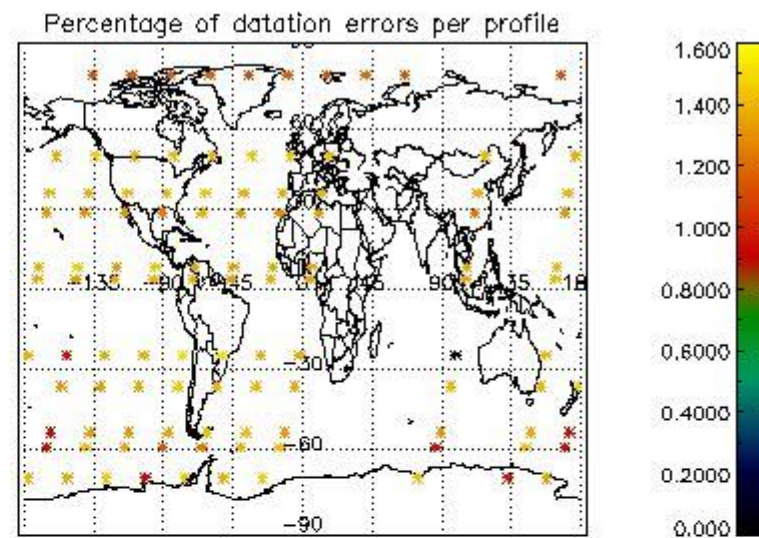
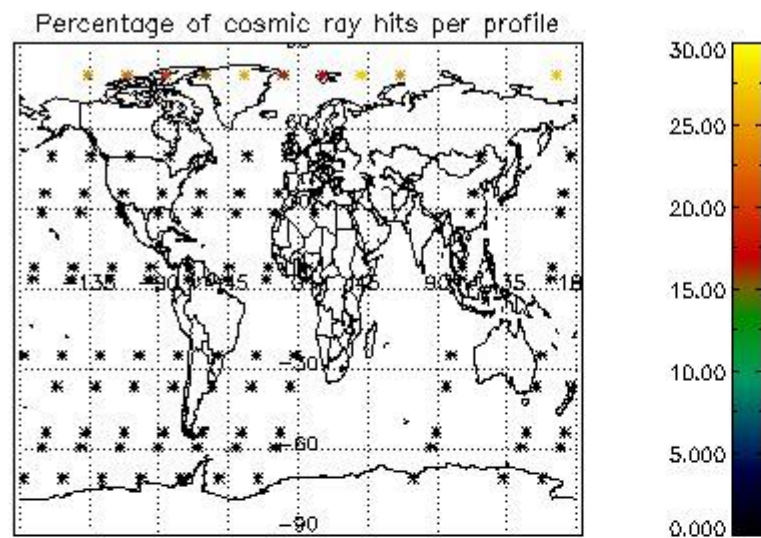


Percentage of saturation errors per profile



4.2.2 Plot level 1 quality information per product (world map): ENVISAT DESCENDING passes





## 5. Trace gas profiles

### 5.1 Ozone statistics based on quality of products

The final quality of the products can be "measured" using the STD (Standard Deviation) attached to every point profile. This information is written to the parameter GOM\_NL\_\_2P/NL\_LOCAL\_SPECIES\_DENSITY/o3\_std of the level 2 products. The table below shows the statistics for given STD ranges.

The statistics are given with respect to the overall valid production:

- Products without fatal errors: GOM\_NL\_\_2P/MPH/PRODUCT\_ERR=0
- Valid point profile: GOM\_NL\_\_2P/NL\_LOCAL\_SPECIES\_DENSITY/pcd(0)=0

The 'Criteria' is applied to valid points of dark limb products:

- Products in dark limb illumination condition: GOM\_NL\_\_2P/NL\_SUMMARY\_QUALITY/obs\_ill\_cond=0
- Products without fatal errors: GOM\_NL\_\_2P/MPH/PRODUCT\_ERR=0
- Valid point profile: GOM\_NL\_\_2P/NL\_LOCAL\_SPECIES\_DENSITY/pcd(0)=0

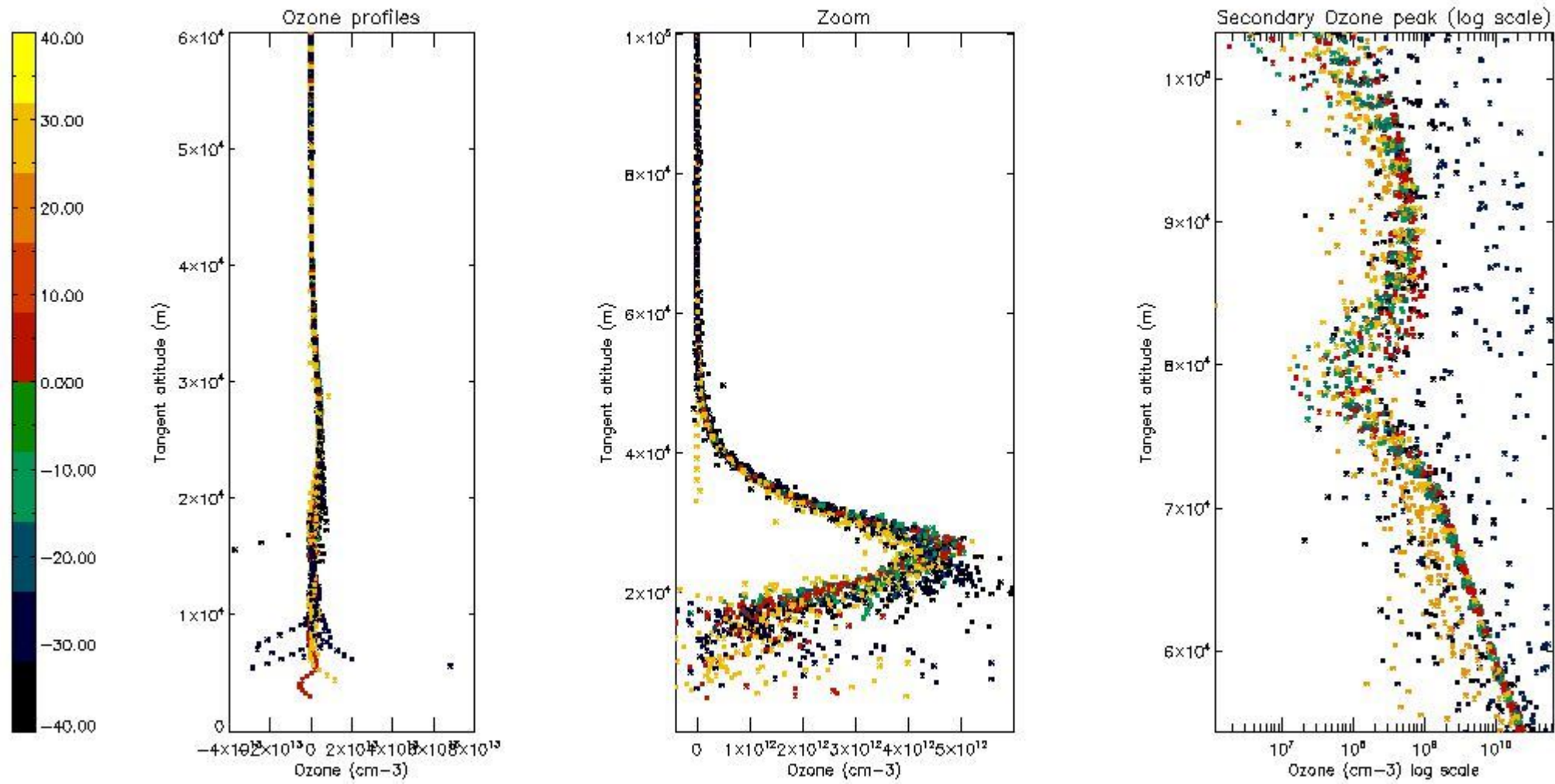
So, the table below shows the percentage of dark limb and valid observations for each criteria with respect to the overall valid daily observations.

Criteria	% of total production
All STD	38
STD < 20	20

STD < 10	15
STD < 5	10

5.2 Plot ozone profiles for all STD (dark without errors)

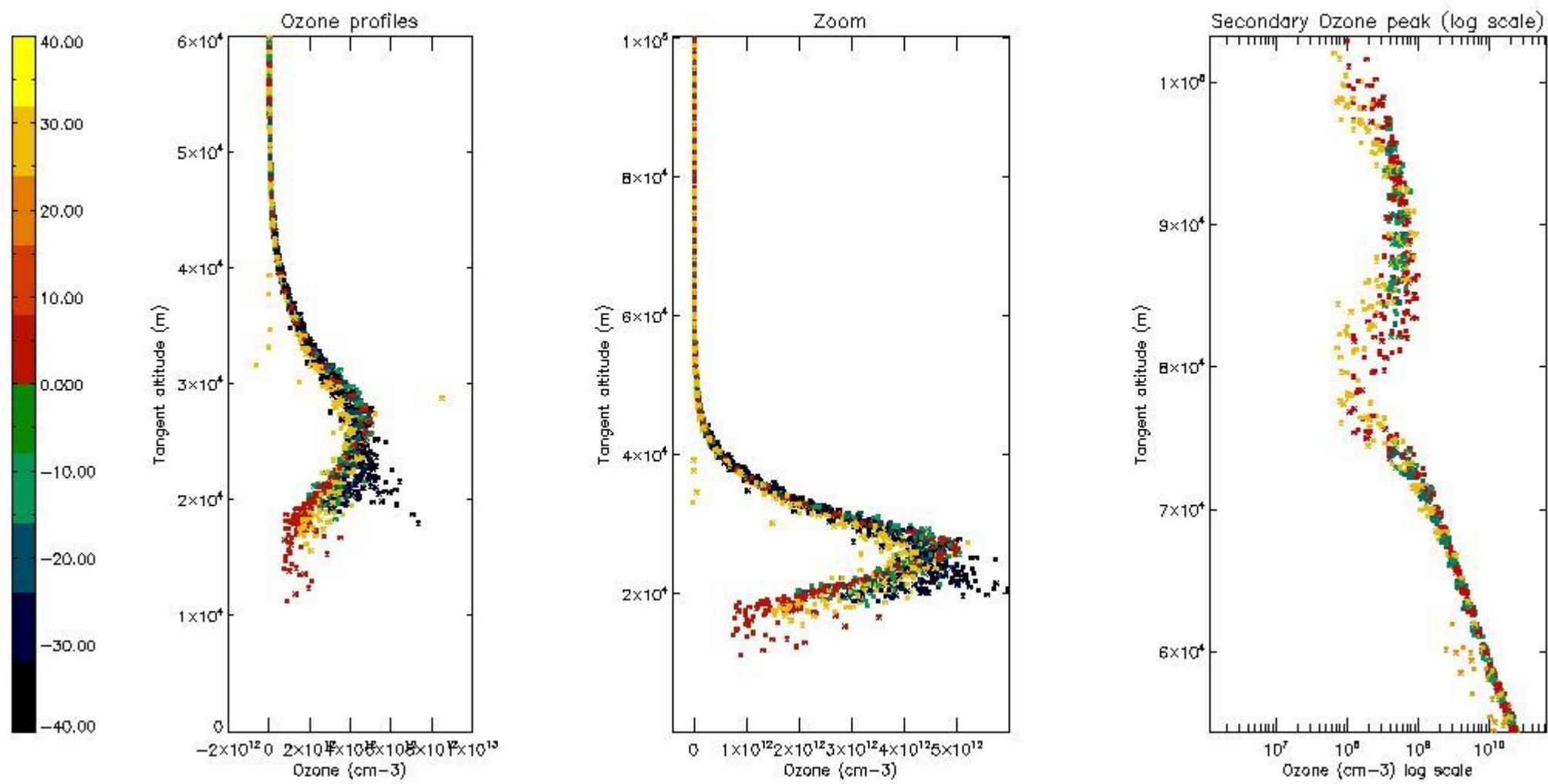
The colorbar represents the latitude.



5.3 Plot ozone profiles where STD < 20% (dark without errors)

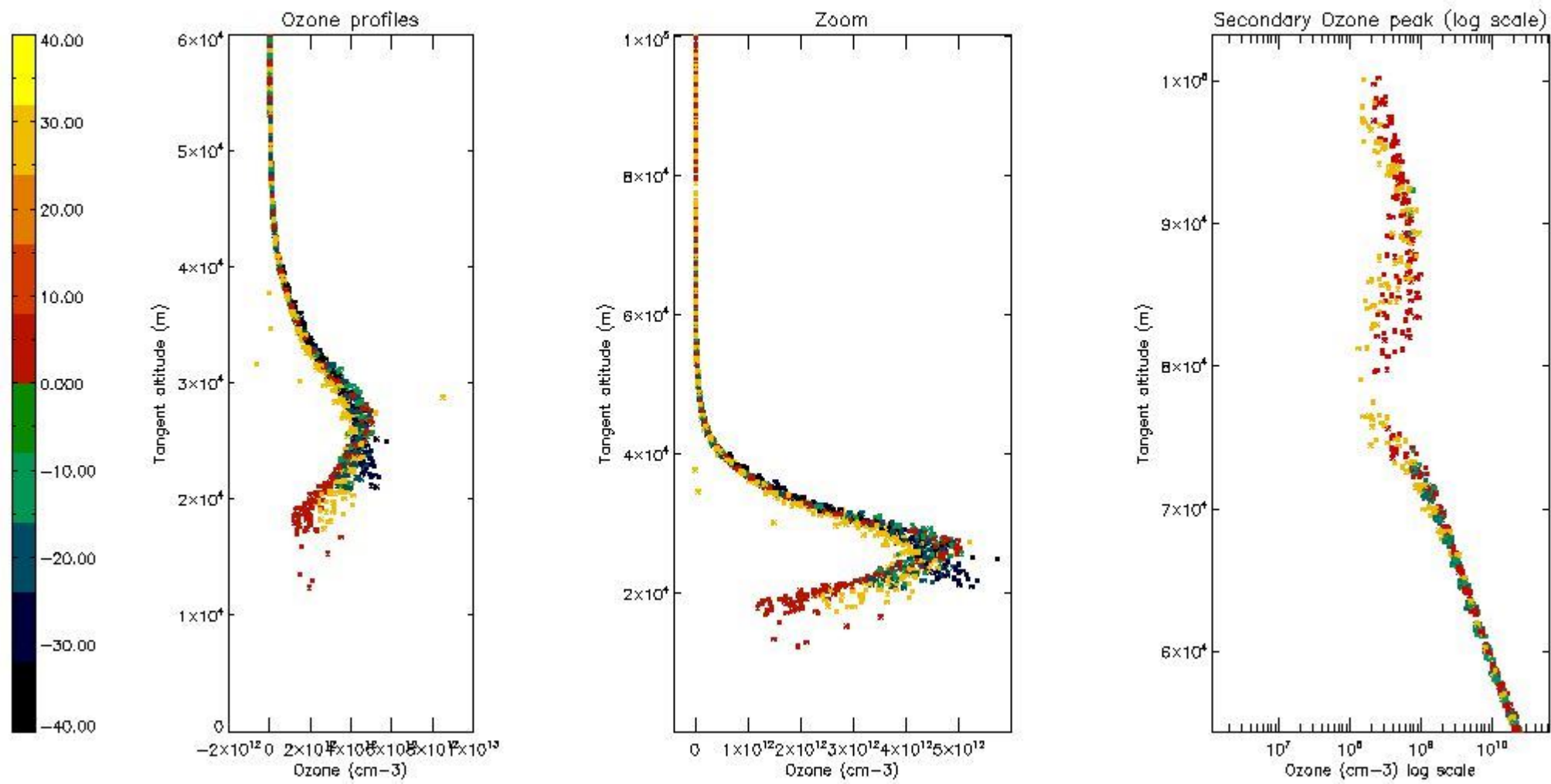
The colorbar represents the latitude.





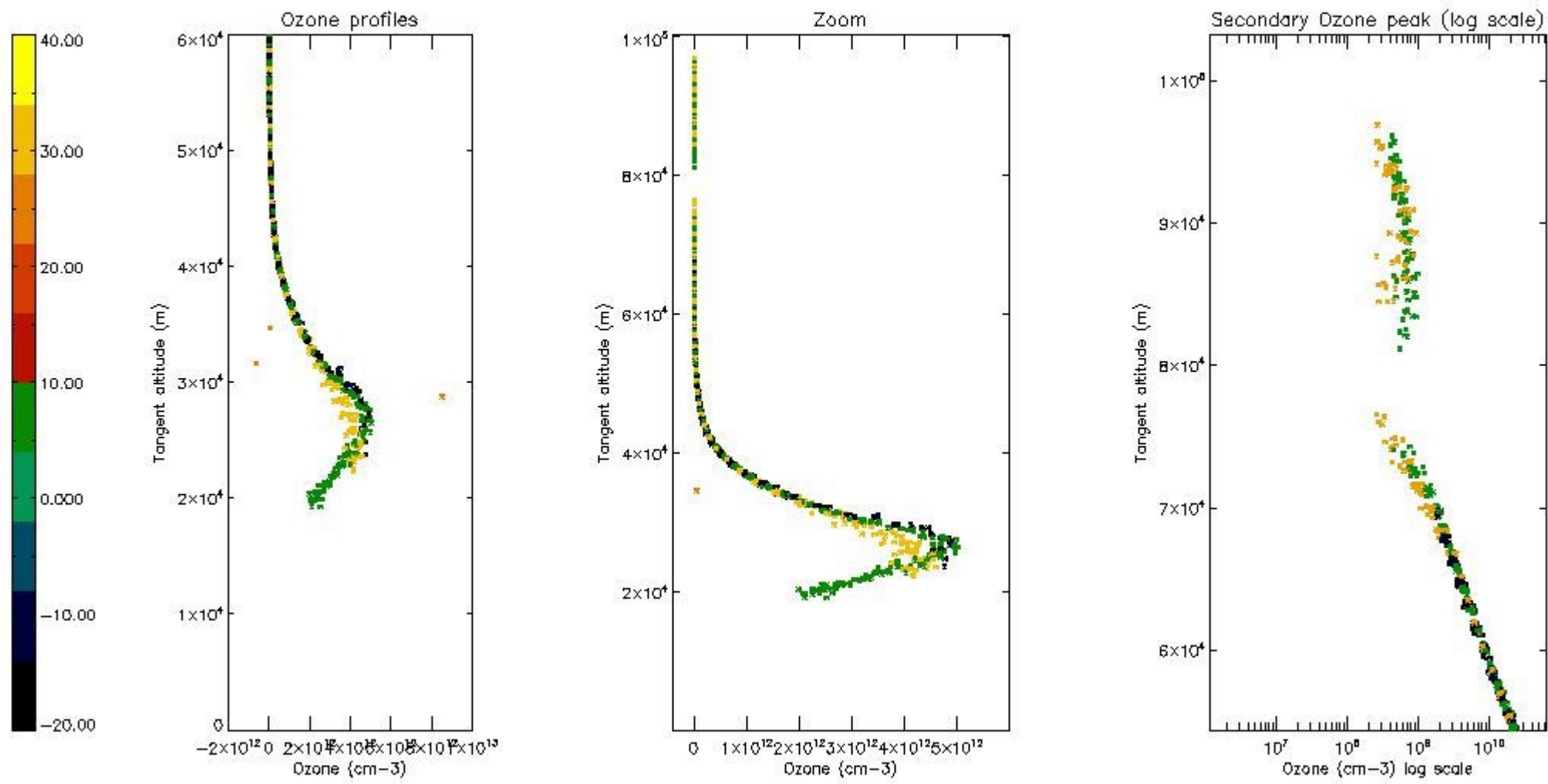
*5.4 Plot ozone profiles where STD < 10% (dark without errors)*

The colorbar represents the latitude.



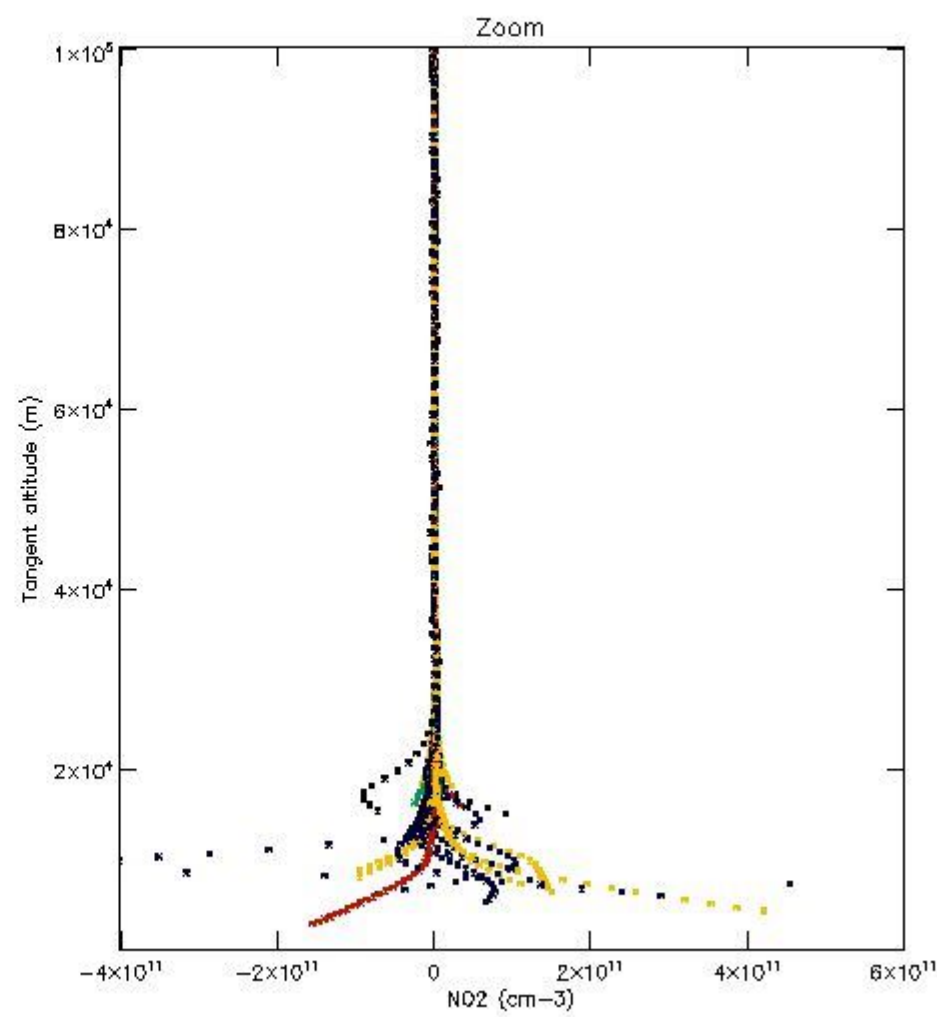
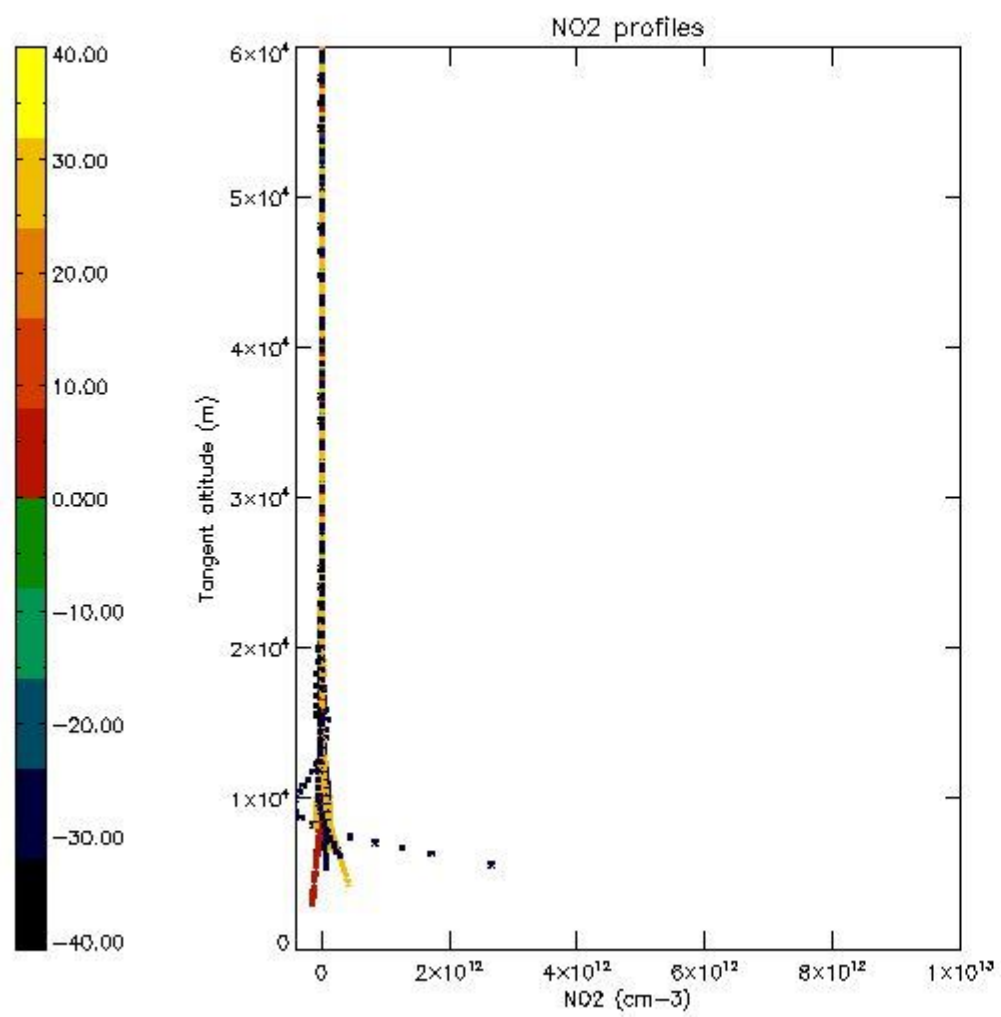
*5.5 Plot ozone profiles where STD < 5% (dark without errors)*

The colorbar represents the latitude.



*5.6 Plot NO<sub>2</sub> profiles for all STD (dark without errors)*

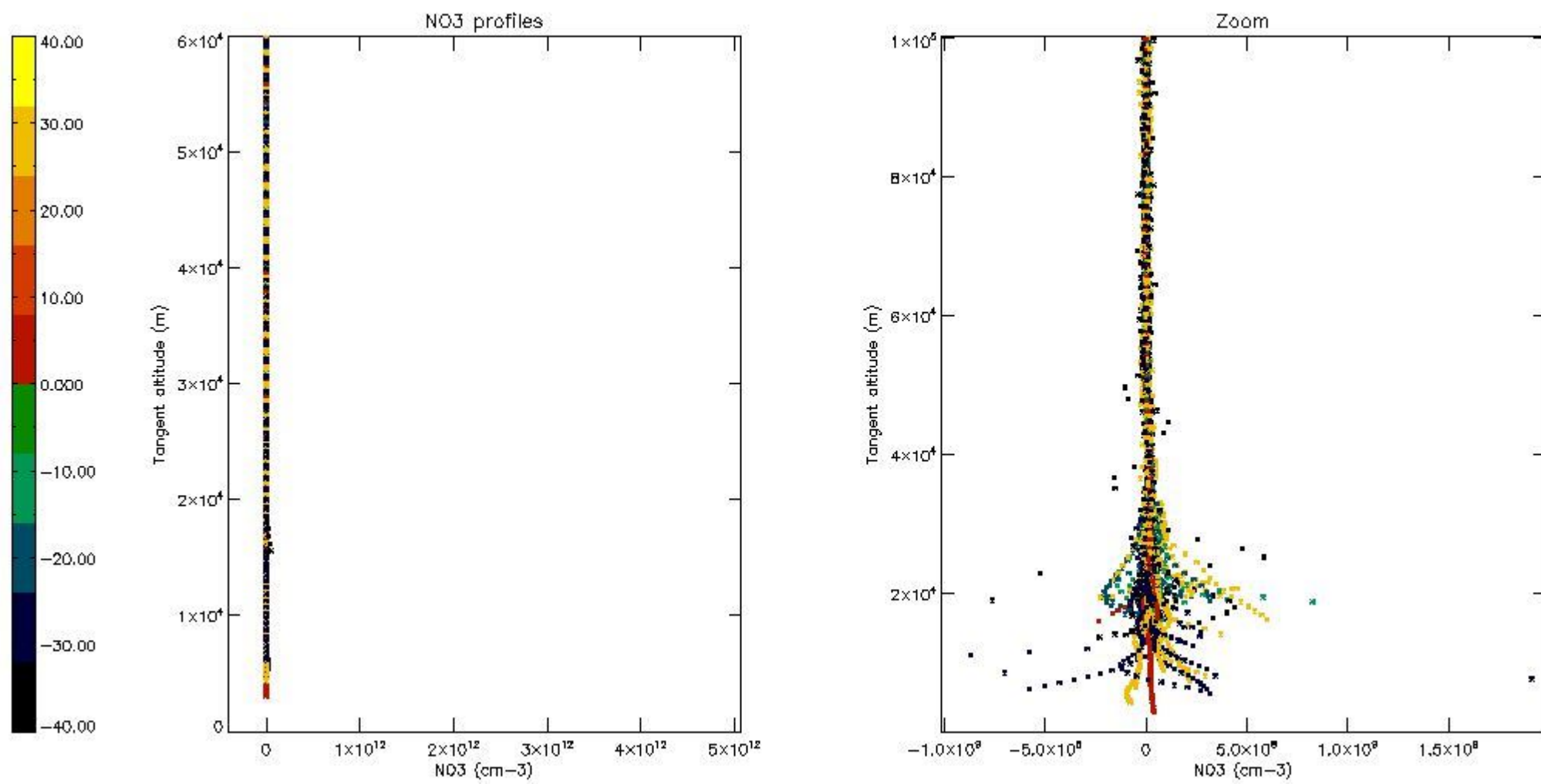
The colorbar represents the latitude.



*5.7 Plot NO3 profiles for all STD (dark without errors)*

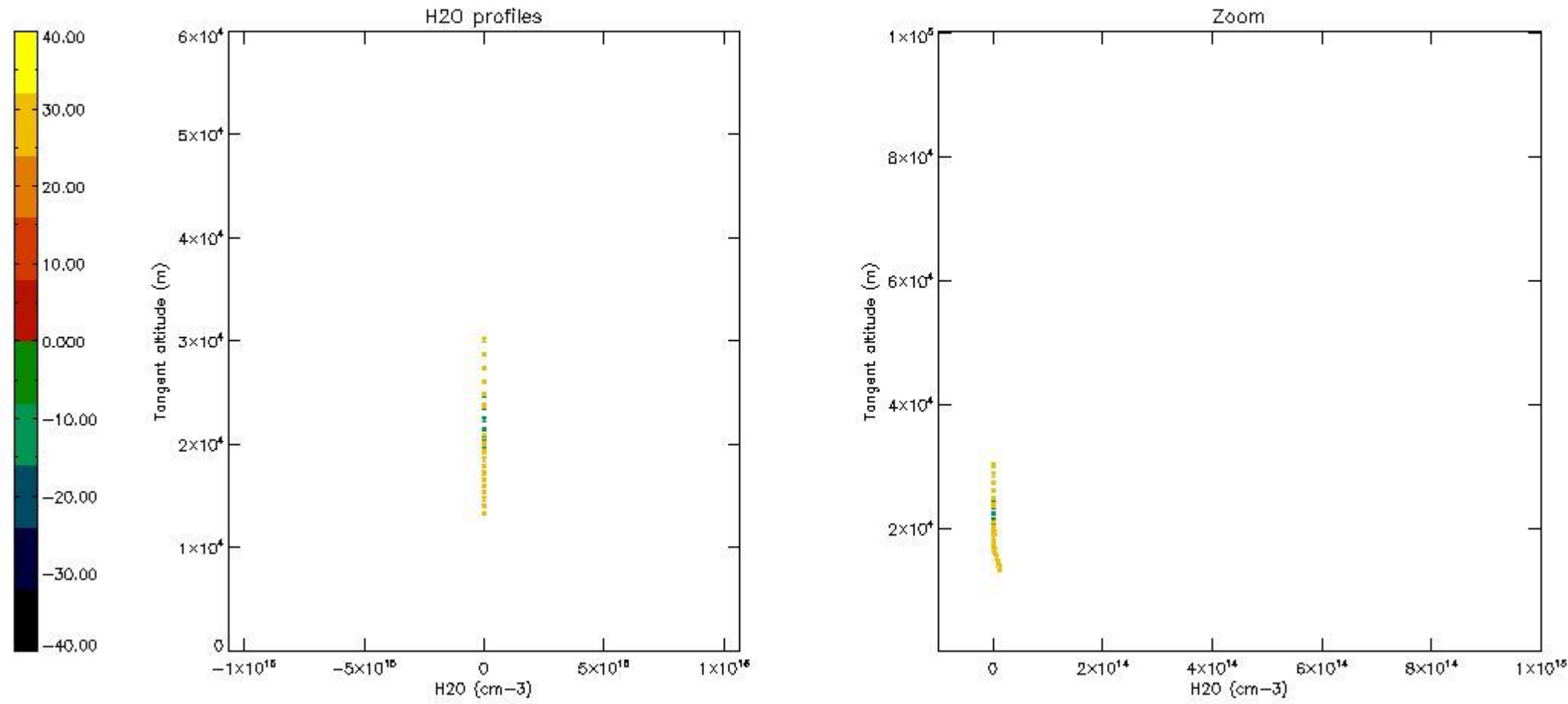
The colorbar represents the latitude.





*5.8 Plot H2O profiles for all STD (only for occultations of stars 1,2,3,4,13,14,16,26,63 dark without errors)*

The colorbar represents the latitude.



## 6. Auxiliary Data Files used for the production reported in section 2

The number reported in the third column indicates since which file (see list in section 2) the corresponding auxiliary file has been used. The fourth column is the date of those product files.

Type	Auxiliary Filename	Used since product	Used since product date
INST_PHYS_CHARACTERISTICS	GOM_INS_AXVIEC20091111_143220_20030716_120000_20500101_000000	1	22-OCT-2007 02:15:12
LEVEL-2_PROC_CONFIG	GOM_PR2_AXVIEC20091111_152718_20020301_000000_20500101_000000	1	22-OCT-2007 02:15:12
CROSS_SECTIONS_FILE	GOM_CRS_AXVIEC20091111_154832_20020301_000000_20500101_000000	1	22-OCT-2007 02:15:12

# GOMOS Level 2 Daily Report

## SUMMARY

### [1. General Info](#)

### [2. Summary of processed GOM\\_NL\\_2P products](#)

### [3. Level 2 Quality information per product](#)

#### [3.1 Plot of level 2 quality information per product \(time dependant\)](#)

#### [3.2 Plot of level 2 quality information per product \(world map\)](#)

### [4. Level 1 Quality information per product \(stored on level 2 products\)](#)

#### [4.1 Plot of level 1 quality information per product \(time dependant\)](#)

##### [4.1.1 Plot of level 1 quality information per product \(time dependant\): ASCENDING](#)

##### [4.1.2 Plot of level 1 quality information per product \(time dependant\): DESCENDING](#)

#### [4.2 Plot of level 1 quality information per product \(world map\)](#)

##### [4.2.1 Plot of level 1 quality information per product \(world map\): ASCENDING](#)

##### [4.2.2 Plot of level 1 quality information per product \(world map\): DESCENDING](#)

### [5. Ozone profiles based on quality statistics and other trace gas profiles](#)

#### [5.1 Ozone statistics based on quality of products](#)

#### [5.2 Plot ozone profiles for all STD \(dark without errors\)](#)

#### [5.3 Plot ozone profiles where STD < 20% \(dark without errors\)](#)

#### [5.4. Plot ozone profiles where STD < 10% \(dark without errors\)](#)

#### [5.5. Plot ozone profiles where STD < 5% \(dark without errors\)](#)

#### [5.6 Plot NO2 profiles for all STD \(dark without errors\)](#)

#### [5.7 Plot NO3 profiles for all STD \(dark without errors\)](#)

#### [5.8 Plot H2O profiles \(only for occultations of stars 1,2,3,4,13,14,16,26,63 dark without errors\) for all STD](#)

### [6. Auxiliary Data Files used for the production reported in section 2](#)

This report presents the daily analysis on parameters extracted from GOMOS level 2 data (GOM\_NL\_\_2P). It is intended to monitor some important parameters that will impact the quality of these products. A list of level 2 products (and content) that have arrived during the reporting day to the PCF is also given.

Item	Value
Time of report generation	23APR2013 08:19:52
Data source version	GOMOS/6.01
Start time of products	22-10-2007 (22OCT2007 00:00:00)
Stop time of products	23-10-2007 (23OCT2007 00:00:00)
Store outputs in DB	Yes
Nb of level 2 prods	199
Nb of prods with errors	0

## 2. Summary of processed GOM\_NL\_\_2P products.

Nr	Filename	UTC Start time	Limb	Duration	Star Id	Star Name	Star Mag	Star Temp	Nb Meas	Orbit	Prod. error
1	GOM_NL__2PRFIN20071022_021512_000000382062_00390_29502_6671.N1	22-OCT-2007 02:15:12	Dark	37.500	29	Bet Car	1.6720	10200.	75	29502	No
2	GOM_NL__2PRFIN20071022_021914_000000462062_00390_29502_6672.N1	22-OCT-2007 02:19:14	Dark	46.000	2	Alp Car	-0.73600	7000.0	92	29502	No
3	GOM_NL__2PRFIN20071022_022615_000000372062_00390_29502_6673.N1	22-OCT-2007 02:26:15	Dark	36.500	143	Alp Hyi	2.8570	7200.0	73	29502	No
4	GOM_NL__2PRFIN20071022_022741_000000422062_00390_29502_6674.N1	22-OCT-2007 02:27:41	Dark	42.000	9	Alp Eri	0.45300	24000.	84	29502	No
5	GOM_NL__2PRFIN20071022_023032_000000442062_00390_29502_6675.N1	22-OCT-2007 02:30:32	Straylight	44.000	157	The1Eri	2.9060	9300.0	88	29502	No
6	GOM_NL__2PRFIN20071022_023908_000000452062_00390_29502_6676.N1	22-OCT-2007 02:39:08	Straylight	44.500	52	16Bet Cet	2.0370	4500.0	89	29502	No
7	GOM_NL__2PRFIN20071022_024839_000000362062_00390_29502_6677.N1	22-OCT-2007 02:48:39	Bright	35.500	140	88Gam Peg	2.8340	26000.	71	29502	No
8	GOM_NL__2PRFIN20071022_025234_000000362062_00390_29502_6678.N1	22-OCT-2007 02:52:34	Bright	36.000	58	21Alp And	2.0730	11000.	72	29502	No
9	GOM_NL__2PRFIN20071022_025441_000000412062_00390_29502_6679.N1	22-OCT-2007 02:54:41	Bright	40.500	53	43Bet And	2.0480	3300.0	81	29502	No
10	GOM_NL__2PRFIN20071022_030022_000000372062_00390_29502_6680.N1	22-OCT-2007 03:00:22	Bright	37.000	68	18Alp Cas	2.2250	4500.0	74	29502	No
11	GOM_NL__2PRFIN20071022_030141_000000372062_00390_29502_6681.N1	22-OCT-2007 03:01:41	Bright	37.000	76	27Gam Cas	2.3000	30000.	74	29502	No
12	GOM_NL__2PRFIN20071022_030933_000000332062_00390_29502_6682.N1	22-OCT-2007 03:09:33	Bright	32.500	49	1Alp UMi	1.9900	6300.0	65	29502	No
13	GOM_NL__2PRFIN20071022_031253_000000362062_00390_29502_6683.N1	22-OCT-2007 03:12:53	Bright	35.500	60	7Bet UMi	2.0810	3950.0	71	29502	No
14	GOM_NL__2PRFIN20071022_031748_000000382062_00390_29502_6684.N1	22-OCT-2007 03:17:48	Bright	38.000	36	50Alp UMa	1.8000	6300.0	76	29502	No
15	GOM_NL__2PRFIN20071022_031923_000000522062_00390_29502_6685.N1	22-OCT-2007 03:19:23	Bright	51.500	82	48Bet UMa	2.3650	10600.	103	29502	No
16	GOM_NL__2PRFIN20071022_032252_000000352062_00390_29502_6686.N1	22-OCT-2007 03:22:52	Bright	35.000	174	52Psi UMa	3.0040	4400.0	70	29502	No
17	GOM_NL__2PRFIN20071022_033047_000000402062_00390_29502_6687.N1	22-OCT-2007 03:30:47	Bright	40.000	51	41Gam1Leo	2.0100	4500.0	80	29502	No
18	GOM_NL__2PRFIN20071022_034921_000000402062_00390_29502_6688.N1	22-OCT-2007 03:49:21	Dark	39.500	113	Mu Vel	2.6920	5000.0	79	29502	No
19	GOM_NL__2PRFIN20071022_035049_000000482062_00390_29502_6689.N1	22-OCT-2007 03:50:49	Dark	48.000	65	Lam Vel	2.2040	4400.0	96	29502	No
20	GOM_NL__2PRFIN20071022_085537_000000402062_00394_29506_6738.N1	22-OCT-2007 08:55:37	Dark	39.500	46	Del Vel	1.9540	10600.	79	29506	No
21	GOM_NL__2PRFIN20071022_085737_000000382062_00394_29506_6739.N1	22-OCT-2007 08:57:37	Dark	37.500	29	Bet Car	1.6720	10200.	75	29506	No
22	GOM_NL__2PRFIN20071022_090141_000000502062_00394_29506_6740.N1	22-OCT-2007 09:01:41	Dark	49.500	2	Alp Car	-0.73600	7000.0	99	29506	No
23	GOM_NL__2PRFIN20071022_090840_000000372062_00394_29506_6741.N1	22-OCT-2007 09:08:40	Dark	37.000	143	Alp Hyi	2.8570	7200.0	74	29506	No
24	GOM_NL__2PRFIN20071022_091005_000000472062_00394_29506_6742.N1	22-OCT-2007 09:10:05	Dark	47.000	9	Alp Eri	0.45300	24000.	94	29506	No
25	GOM_NL__2PRFIN20071022_091258_000000422062_00394_29506_6743.N1	22-OCT-2007 09:12:58	Straylight	42.000	157	The1Eri	2.9060	9300.0	84	29506	No
26	GOM_NL__2PRFIN20071022_092133_000000442062_00394_29506_6744.N1	22-OCT-2007 09:21:33	Straylight	44.000	52	16Bet Cet	2.0370	4500.0	88	29506	No
27	GOM_NL__2PRFIN20071022_093103_000000352062_00394_29506_6745.N1	22-OCT-2007 09:31:03	Bright	35.000	140	88Gam Peg	2.8340	26000.	70	29506	No
28	GOM_NL__2PRFIN20071022_093458_000000362062_00394_29506_6746.N1	22-OCT-2007 09:34:58	Bright	35.500	58	21Alp And	2.0730	11000.	71	29506	No
29	GOM_NL__2PRFIN20071022_093704_000000382062_00394_29506_6747.N1	22-OCT-2007 09:37:04	Bright	38.000	53	43Bet And	2.0480	3300.0	76	29506	No
30	GOM_NL__2PRFIN20071022_094246_000000372062_00394_29506_6748.N1	22-OCT-2007 09:42:46	Bright	37.000	68	18Alp Cas	2.2250	4500.0	74	29506	No
31	GOM_NL__2PRFIN20071022_094404_000000372062_00394_29506_6749.N1	22-OCT-2007 09:44:04	Bright	37.000	76	27Gam Cas	2.3000	30000.	74	29506	No
32	GOM_NL__2PRFIN20071022_095157_000000372062_00394_29506_6750.N1	22-OCT-2007 09:51:57	Bright	37.000	49	1Alp UMi	1.9900	6300.0	74	29506	No
33	GOM_NL__2PRFIN20071022_095518_000000372062_00394_29506_6751.N1	22-OCT-2007 09:55:18	Bright	36.500	60	7Bet UMi	2.0810	3950.0	73	29506	No
34	GOM_NL__2PRFIN20071022_100012_000000382062_00394_29506_6752.N1	22-OCT-2007 10:00:12	Bright	38.000	36	50Alp UMa	1.8000	6300.0	76	29506	No
35	GOM_NL__2PRFIN20071022_100147_000000352062_00394_29506_6753.N1	22-OCT-2007 10:01:47	Bright	35.000	82	48Bet UMa	2.3650	10600.	70	29506	No
36	GOM_NL__2PRFIN20071022_100516_000000342062_00394_29506_6754.N1	22-OCT-2007 10:05:16	Bright	34.000	174	52Psi UMa	3.0040	4400.0	68	29506	No
37	GOM_NL__2PRFIN20071022_101312_000000412062_00394_29506_6755.N1	22-OCT-2007 10:13:12	Bright	40.500	51	41Gam1Leo	2.0100	4500.0	81	29506	No
38	GOM_NL__2PRFIN20071022_103146_000000382062_00394_29506_6756.N1	22-OCT-2007 10:31:46	Dark	38.000	113	Mu Vel	2.6920	5000.0	76	29506	No
39	GOM_NL__2PRFIN20071022_103316_000000432062_00394_29506_6757.N1	22-OCT-2007 10:33:16	Dark	42.500	65	Lam Vel	2.2040	4400.0	85	29506	No
40	GOM_NL__2PRFIN20071022_103614_000000432062_00395_29507_6778.N1	22-OCT-2007 10:36:14	Dark	43.000	46	Del Vel	1.9540	10600.	86	29507	No
41	GOM_NL__2PRFIN20071022_103813_000000382062_00395_29507_6779.N1	22-OCT-2007 10:38:13	Dark	37.500	29	Bet Car	1.6720	10200.	75	29507	No
42	GOM_NL__2PRFIN20071022_104218_000000482062_00395_29507_6780.N1	22-OCT-2007 10:42:18	Dark	48.000	2	Alp Car	-0.73600	7000.0	96	29507	No



43	GOM_NL__2PRFIN20071022_104916_000000382062_00395_29507_6781.N1	22-OCT-2007 10:49:16	Dark	37.500	143	Alp Hyi	2.8570	7200.0	75	29507	No
44	GOM_NL__2PRFIN20071022_105042_000000412062_00395_29507_6782.N1	22-OCT-2007 10:50:42	Dark	41.000	9	Alp Eri	0.45300	24000.	82	29507	No
45	GOM_NL__2PRFIN20071022_105334_000000432062_00395_29507_6783.N1	22-OCT-2007 10:53:34	Straylight	43.000	157	The1Eri	2.9060	9300.0	86	29507	No
46	GOM_NL__2PRFIN20071022_110209_000000422062_00395_29507_6784.N1	22-OCT-2007 11:02:09	Straylight	42.000	52	16Bet Cet	2.0370	4500.0	84	29507	No
47	GOM_NL__2PRFIN20071022_111139_000000352062_00395_29507_6785.N1	22-OCT-2007 11:11:39	Bright	35.000	140	88Gam Peg	2.8340	26000.	70	29507	No
48	GOM_NL__2PRFIN20071022_111534_000000372062_00395_29507_6786.N1	22-OCT-2007 11:15:34	Bright	36.500	58	21Alp And	2.0730	11000.	73	29507	No
49	GOM_NL__2PRFIN20071022_111739_000000392062_00395_29507_6787.N1	22-OCT-2007 11:17:39	Bright	39.000	53	43Bet And	2.0480	3300.0	78	29507	No
50	GOM_NL__2PRFIN20071022_112322_000000372062_00395_29507_6788.N1	22-OCT-2007 11:23:22	Bright	37.000	68	18Alp Cas	2.2250	4500.0	74	29507	No
51	GOM_NL__2PRFIN20071022_112440_000000372062_00395_29507_6789.N1	22-OCT-2007 11:24:40	Bright	36.500	76	27Gam Cas	2.3000	30000.	73	29507	No
52	GOM_NL__2PRFIN20071022_113233_000000372062_00395_29507_6790.N1	22-OCT-2007 11:32:33	Bright	36.500	49	1Alp UMi	1.9900	6300.0	73	29507	No
53	GOM_NL__2PRFIN20071022_113554_000000362062_00395_29507_6791.N1	22-OCT-2007 11:35:54	Bright	35.500	60	7Bet UMi	2.0810	3950.0	71	29507	No
54	GOM_NL__2PRFIN20071022_114048_000000352062_00395_29507_6792.N1	22-OCT-2007 11:40:48	Bright	35.000	36	50Alp UMa	1.8000	6300.0	70	29507	No
55	GOM_NL__2PRFIN20071022_114222_000000362062_00395_29507_6793.N1	22-OCT-2007 11:42:22	Bright	36.000	82	48Bet UMa	2.3650	10600.	72	29507	No
56	GOM_NL__2PRFIN20071022_114552_000000362062_00395_29507_6794.N1	22-OCT-2007 11:45:52	Bright	36.000	174	52Psi UMa	3.0040	4400.0	72	29507	No
57	GOM_NL__2PRFIN20071022_115348_000000412062_00395_29507_6795.N1	22-OCT-2007 11:53:48	Bright	40.500	51	41Gam1Leo	2.0100	4500.0	81	29507	No
58	GOM_NL__2PRFIN20071022_121222_000000412062_00395_29507_6796.N1	22-OCT-2007 12:12:22	Dark	40.500	113	Mu Vel	2.6920	5000.0	81	29507	No
59	GOM_NL__2PRFIN20071022_121353_000000552062_00395_29507_6797.N1	22-OCT-2007 12:13:53	Dark	55.000	65	Lam Vel	2.2040	4400.0	110	29507	No
60	GOM_NL__2PRFIN20071022_121650_000000422062_00396_29508_6792.N1	22-OCT-2007 12:16:50	Dark	41.500	46	Del Vel	1.9540	10600.	83	29508	No
61	GOM_NL__2PRFIN20071022_121849_000000382062_00396_29508_6793.N1	22-OCT-2007 12:18:49	Dark	37.500	29	Bet Car	1.6720	10200.	75	29508	No
62	GOM_NL__2PRFIN20071022_122254_000000482062_00396_29508_6794.N1	22-OCT-2007 12:22:54	Dark	47.500	2	Alp Car	-0.73600	7000.0	95	29508	No
63	GOM_NL__2PRFIN20071022_122952_000000372062_00396_29508_6795.N1	22-OCT-2007 12:29:52	Dark	37.000	143	Alp Hyi	2.8570	7200.0	74	29508	No
64	GOM_NL__2PRFIN20071022_123118_000000482062_00396_29508_6796.N1	22-OCT-2007 12:31:18	Dark	48.000	9	Alp Eri	0.45300	24000.	96	29508	No
65	GOM_NL__2PRFIN20071022_123411_000000412062_00396_29508_6797.N1	22-OCT-2007 12:34:11	Straylight	41.000	157	The1Eri	2.9060	9300.0	82	29508	No
66	GOM_NL__2PRFIN20071022_124245_000000442062_00396_29508_6798.N1	22-OCT-2007 12:42:45	Straylight	44.000	52	16Bet Cet	2.0370	4500.0	88	29508	No
67	GOM_NL__2PRFIN20071022_125215_000000352062_00396_29508_6799.N1	22-OCT-2007 12:52:15	Bright	34.500	140	88Gam Peg	2.8340	26000.	69	29508	No
68	GOM_NL__2PRFIN20071022_125610_000000362062_00396_29508_6800.N1	22-OCT-2007 12:56:10	Bright	36.000	58	21Alp And	2.0730	11000.	72	29508	No
69	GOM_NL__2PRFIN20071022_125815_000000392062_00396_29508_6801.N1	22-OCT-2007 12:58:15	Bright	38.500	53	43Bet And	2.0480	3300.0	77	29508	No
70	GOM_NL__2PRFIN20071022_130358_000000382062_00396_29508_6802.N1	22-OCT-2007 13:03:58	Bright	37.500	68	18Alp Cas	2.2250	4500.0	75	29508	No
71	GOM_NL__2PRFIN20071022_130515_000000382062_00396_29508_6803.N1	22-OCT-2007 13:05:15	Bright	37.500	76	27Gam Cas	2.3000	30000.	75	29508	No
72	GOM_NL__2PRFIN20071022_131309_000000332062_00396_29508_6804.N1	22-OCT-2007 13:13:09	Bright	33.000	49	1Alp UMi	1.9900	6300.0	66	29508	No
73	GOM_NL__2PRFIN20071022_131630_000000362062_00396_29508_6805.N1	22-OCT-2007 13:16:30	Bright	35.500	60	7Bet UMi	2.0810	3950.0	71	29508	No
74	GOM_NL__2PRFIN20071022_132124_000000352062_00396_29508_6806.N1	22-OCT-2007 13:21:24	Bright	35.000	36	50Alp UMa	1.8000	6300.0	70	29508	No
75	GOM_NL__2PRFIN20071022_132258_000000412062_00396_29508_6807.N1	22-OCT-2007 13:22:58	Bright	40.500	82	48Bet UMa	2.3650	10600.	81	29508	No
76	GOM_NL__2PRFIN20071022_132628_000000352062_00396_29508_6808.N1	22-OCT-2007 13:26:28	Bright	34.500	174	52Psi UMa	3.0040	4400.0	69	29508	No
77	GOM_NL__2PRFIN20071022_133425_000000312062_00396_29508_6809.N1	22-OCT-2007 13:34:25	Bright	31.000	51	41Gam1Leo	2.0100	4500.0	62	29508	No
78	GOM_NL__2PRFIN20071022_135259_000000402062_00396_29508_6810.N1	22-OCT-2007 13:52:59	Dark	40.000	113	Mu Vel	2.6920	5000.0	80	29508	No
79	GOM_NL__2PRFIN20071022_135429_000000512062_00396_29508_6811.N1	22-OCT-2007 13:54:29	Dark	50.500	65	Lam Vel	2.2040	4400.0	101	29508	No
80	GOM_NL__2PRFIN20071022_135727_000000402062_00397_29509_6796.N1	22-OCT-2007 13:57:27	Dark	39.500	46	Del Vel	1.9540	10600.	79	29509	No
81	GOM_NL__2PRFIN20071022_135925_000000382062_00397_29509_6797.N1	22-OCT-2007 13:59:25	Dark	37.500	29	Bet Car	1.6720	10200.	75	29509	No
82	GOM_NL__2PRFIN20071022_140331_000000472062_00397_29509_6798.N1	22-OCT-2007 14:03:31	Dark	47.000	2	Alp Car	-0.73600	7000.0	94	29509	No
83	GOM_NL__2PRFIN20071022_141028_000000372062_00397_29509_6799.N1	22-OCT-2007 14:10:28	Dark	37.000	143	Alp Hyi	2.8570	7200.0	74	29509	No
84	GOM_NL__2PRFIN20071022_141154_000000382062_00397_29509_6800.N1	22-OCT-2007 14:11:54	Dark	38.000	9	Alp Eri	0.45300	24000.	76	29509	No
85	GOM_NL__2PRFIN20071022_141447_000000442062_00397_29509_6801.N1	22-OCT-2007 14:14:47	Straylight	44.000	157	The1Eri	2.9060	9300.0	88	29509	No
86	GOM_NL__2PRFIN20071022_142321_000000432062_00397_29509_6802.N1	22-OCT-2007 14:23:21	Straylight	43.000	52	16Bet Cet	2.0370	4500.0	86	29509	No
87	GOM_NL__2PRFIN20071022_143251_000000362062_00397_29509_6803.N1	22-OCT-2007 14:32:51	Bright	36.000	140	88Gam Peg	2.8340	26000.	72	29509	No
88	GOM_NL__2PRFIN20071022_143646_000000352062_00397_29509_6804.N1	22-OCT-2007 14:36:46	Bright	34.500	58	21Alp And	2.0730	11000.	69	29509	No
89	GOM_NL__2PRFIN20071022_143851_000000362062_00397_29509_6805.N1	22-OCT-2007 14:38:51	Bright	36.000	53	43Bet And	2.0480	3300.0	72	29509	No
90	GOM_NL__2PRFIN20071022_144433_000000372062_00397_29509_6806.N1	22-OCT-2007 14:44:33	Bright	37.000	68	18Alp Cas	2.2250	4500.0	74	29509	No
91	GOM_NL__2PRFIN20071022_144551_000000362062_00397_29509_6807.N1	22-OCT-2007 14:45:51	Bright	36.000	76	27Gam Cas	2.3000	30000.	72	29509	No
92	GOM_NL__2PRFIN20071022_145345_000000332062_00397_29509_6808.N1	22-OCT-2007 14:53:45	Bright	33.000	49	1Alp UMi	1.9900	6300.0	66	29509	No
93	GOM_NL__2PRFIN20071022_145706_000000352062_00397_29509_6809.N1	22-OCT-2007 14:57:06	Bright	34.500	60	7Bet UMi	2.0810	3950.0	69	29509	No
94	GOM_NL__2PRFIN20071022_150200_000000372062_00397_29509_6810.N1	22-OCT-2007 15:02:00	Bright	37.000	36	50Alp UMa	1.8000	6300.0	74	29509	No
95	GOM_NL__2PRFIN20071022_150334_000000442062_00397_29509_6811.N1	22-OCT-2007 15:03:34	Bright	44.000	82	48Bet UMa	2.3650	10600.	88	29509	No
96	GOM_NL__2PRFIN20071022_150704_000000542062_00397_29509_6812.N1	22-OCT-2007 15:07:04	Bright	54.000	174	52Psi UMa	3.0040	4400.0	108	29509	No
97	GOM_NL__2PRFIN20071022_151501_000000312062_00397_29509_6813.N1	22-OCT-2007 15:15:01	Bright	31.000	51	41Gam1Leo	2.0100	4500.0	62	29509	No
98	GOM_NL__2PRFIN20071022_153335_000000392062_00397_29509_6814.N1	22-OCT-2007 15:33:35	Dark	38.500	113	Mu Vel	2.6920	5000.0	77	29509	No
99	GOM_NL__2PRFIN20071022_153506_000000562062_00397_29509_6815.N1	22-OCT-2007 15:35:06	Dark	55.500	65	Lam Vel	2.2040	4400.0	111	29509	No
100	GOM_NL__2PRFIN20071022_153803_000000402062_00398_29510_6809.N1	22-OCT-2007 15:38:03	Dark	39.500	46	Del Vel	1.9540	10600.	79	29510	No
101	GOM_NL__2PRFIN20071022_154002_000000382062_00398_29510_6810.N1	22-OCT-2007 15:40:02	Dark	38.000	29	Bet Car	1.6720	10200.	76	29510	No

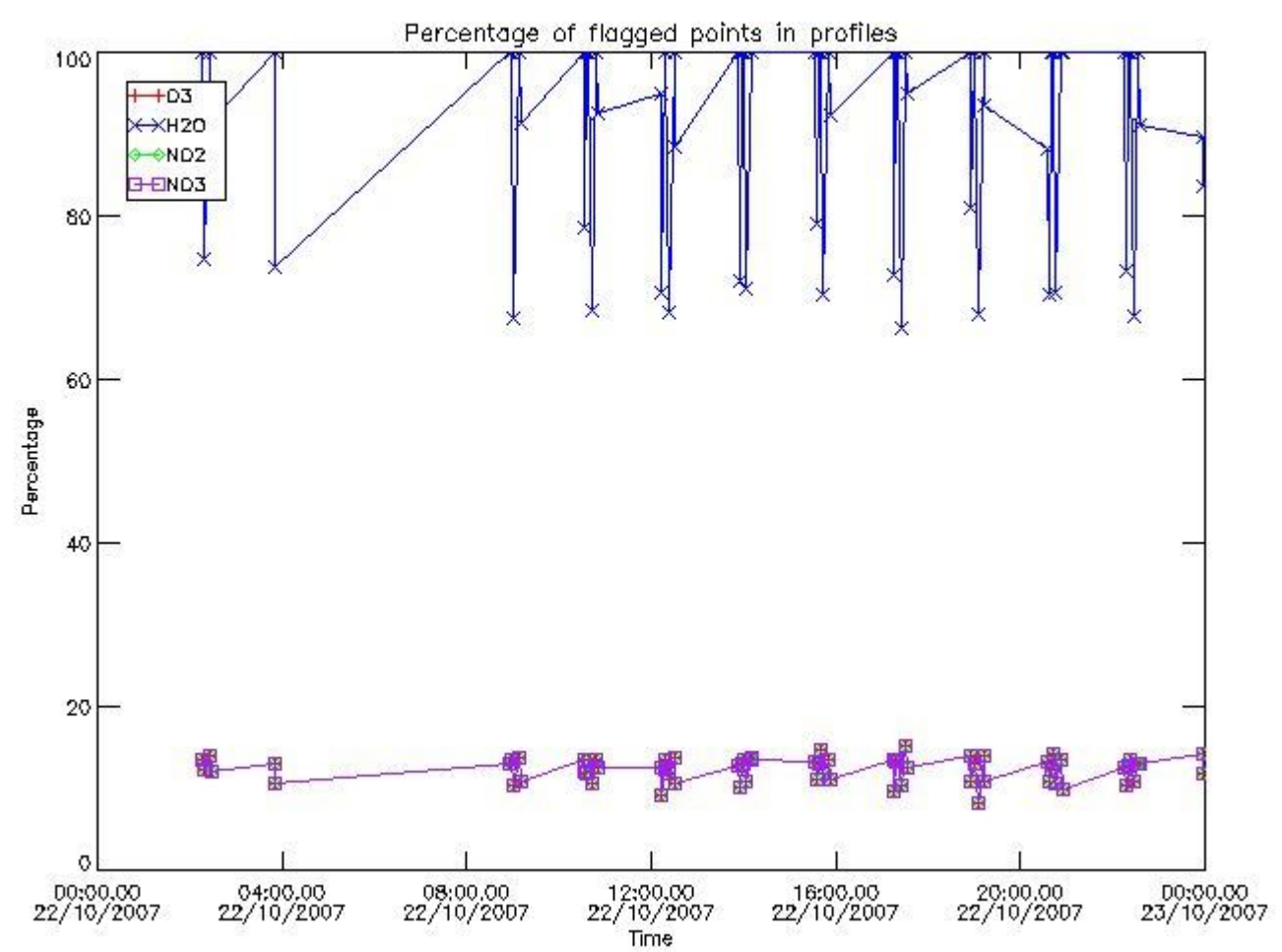
102	GOM_NL__2PRFIN20071022_154408_000000482062_00398_29510_6811.N1	22-OCT-2007 15:44:08	Dark	47.500	2	Alp Car	-0.73600	7000.0	95	29510	No
103	GOM_NL__2PRFIN20071022_155105_000000382062_00398_29510_6812.N1	22-OCT-2007 15:51:05	Dark	38.000	143	Alp Hyi	2.8570	7200.0	76	29510	No
104	GOM_NL__2PRFIN20071022_155230_000000462062_00398_29510_6813.N1	22-OCT-2007 15:52:30	Dark	46.000	9	Alp Eri	0.45300	24000.	92	29510	No
105	GOM_NL__2PRFIN20071022_155523_000000412062_00398_29510_6814.N1	22-OCT-2007 15:55:23	Straylight	41.000	157	The1Eri	2.9060	9300.0	82	29510	No
106	GOM_NL__2PRFIN20071022_160357_000000452062_00398_29510_6815.N1	22-OCT-2007 16:03:57	Straylight	45.000	52	16Bet Cet	2.0370	4500.0	90	29510	No
107	GOM_NL__2PRFIN20071022_161327_000000362062_00398_29510_6816.N1	22-OCT-2007 16:13:27	Bright	35.500	140	88Gam Peg	2.8340	26000.	71	29510	No
108	GOM_NL__2PRFIN20071022_161722_000000362062_00398_29510_6817.N1	22-OCT-2007 16:17:22	Bright	35.500	58	21Alp And	2.0730	11000.	71	29510	No
109	GOM_NL__2PRFIN20071022_161927_000000412062_00398_29510_6818.N1	22-OCT-2007 16:19:27	Bright	40.500	53	43Bet And	2.0480	3300.0	81	29510	No
110	GOM_NL__2PRFIN20071022_162509_000000352062_00398_29510_6819.N1	22-OCT-2007 16:25:09	Bright	35.000	68	18Alp Cas	2.2250	4500.0	70	29510	No
111	GOM_NL__2PRFIN20071022_162627_000000362062_00398_29510_6820.N1	22-OCT-2007 16:26:27	Bright	35.500	76	27Gam Cas	2.3000	30000.	71	29510	No
112	GOM_NL__2PRFIN20071022_163421_000000362062_00398_29510_6821.N1	22-OCT-2007 16:34:21	Bright	36.000	49	1Alp UMi	1.9900	6300.0	72	29510	No
113	GOM_NL__2PRFIN20071022_163742_000000372062_00398_29510_6822.N1	22-OCT-2007 16:37:42	Bright	36.500	60	7Bet UMi	2.0810	3950.0	73	29510	No
114	GOM_NL__2PRFIN20071022_164235_000000382062_00398_29510_6823.N1	22-OCT-2007 16:42:35	Bright	38.000	36	50Alp UMa	1.8000	6300.0	76	29510	No
115	GOM_NL__2PRFIN20071022_164410_000000372062_00398_29510_6824.N1	22-OCT-2007 16:44:10	Bright	36.500	82	48Bet UMa	2.3650	10600.	73	29510	No
116	GOM_NL__2PRFIN20071022_164740_000000352062_00398_29510_6825.N1	22-OCT-2007 16:47:40	Bright	34.500	174	52Psi UMa	3.0040	4400.0	69	29510	No
117	GOM_NL__2PRFIN20071022_165437_000000352062_00398_29510_6826.N1	22-OCT-2007 16:54:37	Bright	34.500	96	68Del Leo	2.5600	9300.0	69	29510	No
118	GOM_NL__2PRFIN20071022_171411_000000382062_00398_29510_6827.N1	22-OCT-2007 17:14:11	Dark	37.500	113	Mu Vel	2.6920	5000.0	75	29510	No
119	GOM_NL__2PRFIN20071022_171543_000000542062_00398_29510_6828.N1	22-OCT-2007 17:15:43	Dark	53.500	65	Lam Vel	2.2040	4400.0	107	29510	No
120	GOM_NL__2PRFIN20071022_171840_000000392062_00399_29511_6829.N1	22-OCT-2007 17:18:40	Dark	38.500	46	Del Vel	1.9540	10600.	77	29511	No
121	GOM_NL__2PRFIN20071022_172038_000000382062_00399_29511_6830.N1	22-OCT-2007 17:20:38	Dark	37.500	29	Bet Car	1.6720	10200.	75	29511	No
122	GOM_NL__2PRFIN20071022_172445_000000502062_00399_29511_6831.N1	22-OCT-2007 17:24:45	Dark	49.500	2	Alp Car	-0.73600	7000.0	99	29511	No
123	GOM_NL__2PRFIN20071022_173141_000000372062_00399_29511_6832.N1	22-OCT-2007 17:31:41	Dark	37.000	143	Alp Hyi	2.8570	7200.0	74	29511	No
124	GOM_NL__2PRFIN20071022_173306_000000412062_00399_29511_6833.N1	22-OCT-2007 17:33:06	Dark	40.500	9	Alp Eri	0.45300	24000.	81	29511	No
125	GOM_NL__2PRFIN20071022_173600_000000422062_00399_29511_6834.N1	22-OCT-2007 17:36:00	Straylight	42.000	157	The1Eri	2.9060	9300.0	84	29511	No
126	GOM_NL__2PRFIN20071022_174433_000000432062_00399_29511_6835.N1	22-OCT-2007 17:44:33	Straylight	42.500	52	16Bet Cet	2.0370	4500.0	85	29511	No
127	GOM_NL__2PRFIN20071022_175403_000000362062_00399_29511_6836.N1	22-OCT-2007 17:54:03	Bright	36.000	140	88Gam Peg	2.8340	26000.	72	29511	No
128	GOM_NL__2PRFIN20071022_175758_000000362062_00399_29511_6837.N1	22-OCT-2007 17:57:58	Bright	35.500	58	21Alp And	2.0730	11000.	71	29511	No
129	GOM_NL__2PRFIN20071022_180002_000000382062_00399_29511_6838.N1	22-OCT-2007 18:00:02	Bright	38.000	53	43Bet And	2.0480	3300.0	76	29511	No
130	GOM_NL__2PRFIN20071022_180545_000000382062_00399_29511_6839.N1	22-OCT-2007 18:05:45	Bright	37.500	68	18Alp Cas	2.2250	4500.0	75	29511	No
131	GOM_NL__2PRFIN20071022_180703_000000372062_00399_29511_6840.N1	22-OCT-2007 18:07:03	Bright	36.500	76	27Gam Cas	2.3000	30000.	73	29511	No
132	GOM_NL__2PRFIN20071022_181457_000000372062_00399_29511_6841.N1	22-OCT-2007 18:14:57	Bright	36.500	49	1Alp UMi	1.9900	6300.0	73	29511	No
133	GOM_NL__2PRFIN20071022_181818_000000382062_00399_29511_6842.N1	22-OCT-2007 18:18:18	Bright	38.000	60	7Bet UMi	2.0810	3950.0	76	29511	No
134	GOM_NL__2PRFIN20071022_182311_000000382062_00399_29511_6843.N1	22-OCT-2007 18:23:11	Bright	37.500	36	50Alp UMa	1.8000	6300.0	75	29511	No
135	GOM_NL__2PRFIN20071022_182446_000000352062_00399_29511_6844.N1	22-OCT-2007 18:24:46	Bright	35.000	82	48Bet UMa	2.3650	10600.	70	29511	No
136	GOM_NL__2PRFIN20071022_182816_000000372062_00399_29511_6845.N1	22-OCT-2007 18:28:16	Bright	36.500	174	52Psi UMa	3.0040	4400.0	73	29511	No
137	GOM_NL__2PRFIN20071022_183513_000000352062_00399_29511_6846.N1	22-OCT-2007 18:35:13	Bright	34.500	96	68Del Leo	2.5600	9300.0	69	29511	No
138	GOM_NL__2PRFIN20071022_185447_000000402062_00399_29511_6847.N1	22-OCT-2007 18:54:47	Dark	40.000	113	Mu Vel	2.6920	5000.0	80	29511	No
139	GOM_NL__2PRFIN20071022_185619_000000482062_00399_29511_6848.N1	22-OCT-2007 18:56:19	Dark	47.500	65	Lam Vel	2.2040	4400.0	95	29511	No
140	GOM_NL__2PRFIN20071022_185916_000000402062_00400_29512_6842.N1	22-OCT-2007 18:59:16	Dark	39.500	46	Del Vel	1.9540	10600.	79	29512	No
141	GOM_NL__2PRFIN20071022_190114_000000402062_00400_29512_6843.N1	22-OCT-2007 19:01:14	Dark	39.500	29	Bet Car	1.6720	10200.	79	29512	No
142	GOM_NL__2PRFIN20071022_190521_000000632062_00400_29512_6844.N1	22-OCT-2007 19:05:21	Dark	63.000	2	Alp Car	-0.73600	7000.0	126	29512	No
143	GOM_NL__2PRFIN20071022_191217_000000372062_00400_29512_6845.N1	22-OCT-2007 19:12:17	Dark	36.500	143	Alp Hyi	2.8570	7200.0	73	29512	No
144	GOM_NL__2PRFIN20071022_191342_000000472062_00400_29512_6846.N1	22-OCT-2007 19:13:42	Dark	46.500	9	Alp Eri	0.45300	24000.	93	29512	No
145	GOM_NL__2PRFIN20071022_191636_000000422062_00400_29512_6847.N1	22-OCT-2007 19:16:36	Straylight	41.500	157	The1Eri	2.9060	9300.0	83	29512	No
146	GOM_NL__2PRFIN20071022_192509_000000432062_00400_29512_6848.N1	22-OCT-2007 19:25:09	Straylight	43.000	52	16Bet Cet	2.0370	4500.0	86	29512	No
147	GOM_NL__2PRFIN20071022_193440_000000342062_00400_29512_6849.N1	22-OCT-2007 19:34:40	Bright	34.000	140	88Gam Peg	2.8340	26000.	68	29512	No
148	GOM_NL__2PRFIN20071022_193834_000000362062_00400_29512_6850.N1	22-OCT-2007 19:38:34	Bright	36.000	58	21Alp And	2.0730	11000.	72	29512	No
149	GOM_NL__2PRFIN20071022_194038_000000392062_00400_29512_6851.N1	22-OCT-2007 19:40:38	Bright	38.500	53	43Bet And	2.0480	3300.0	77	29512	No
150	GOM_NL__2PRFIN20071022_194621_000000342062_00400_29512_6852.N1	22-OCT-2007 19:46:21	Bright	34.000	68	18Alp Cas	2.2250	4500.0	68	29512	No
151	GOM_NL__2PRFIN20071022_194739_000000382062_00400_29512_6853.N1	22-OCT-2007 19:47:39	Bright	37.500	76	27Gam Cas	2.3000	30000.	75	29512	No
152	GOM_NL__2PRFIN20071022_195533_000000522062_00400_29512_6854.N1	22-OCT-2007 19:55:33	Bright	52.000	49	1Alp UMi	1.9900	6300.0	104	29512	No
153	GOM_NL__2PRFIN20071022_195855_000000382062_00400_29512_6855.N1	22-OCT-2007 19:58:55	Bright	38.000	60	7Bet UMi	2.0810	3950.0	76	29512	No
154	GOM_NL__2PRFIN20071022_200347_000000532062_00400_29512_6856.N1	22-OCT-2007 20:03:47	Bright	53.000	36	50Alp UMa	1.8000	6300.0	106	29512	No
155	GOM_NL__2PRFIN20071022_200522_000000542062_00400_29512_6857.N1	22-OCT-2007 20:05:22	Bright	54.000	82	48Bet UMa	2.3650	10600.	108	29512	No
156	GOM_NL__2PRFIN20071022_200852_000000362062_00400_29512_6858.N1	22-OCT-2007 20:08:52	Bright	35.500	174	52Psi UMa	3.0040	4400.0	71	29512	No
157	GOM_NL__2PRFIN20071022_201549_000000352062_00400_29512_6859.N1	22-OCT-2007 20:15:49	Bright	34.500	96	68Del Leo	2.5600	9300.0	69	29512	No
158	GOM_NL__2PRFIN20071022_203524_000000392062_00400_29512_6860.N1	22-OCT-2007 20:35:24	Dark	38.500	113	Mu Vel	2.6920	5000.0	77	29512	No
159	GOM_NL__2PRFIN20071022_203656_000000482062_00400_29512_6861.N1	22-OCT-2007 20:36:56	Dark	47.500	65	Lam Vel	2.2040	4400.0	95	29512	No
160	GOM_NL__2PRFIN20071022_203953_000000422062_00401_29513_6856.N1	22-OCT-2007 20:39:53	Dark	41.500	46	Del Vel	1.9540	10600.	83	29513	No

161	GOM_NL__2PRFIN20071022_204150_000000362062_00401_29513_6857.N1	22-OCT-2007 20:41:50	Dark	36.000	29	Bet Car	1.6720	10200.	72	29513	No
162	GOM_NL__2PRFIN20071022_204558_000000482062_00401_29513_6858.N1	22-OCT-2007 20:45:58	Dark	48.000	2	Alp Car	-0.73600	7000.0	96	29513	No
163	GOM_NL__2PRFIN20071022_205253_000000382062_00401_29513_6859.N1	22-OCT-2007 20:52:53	Dark	38.000	143	Alp Hyi	2.8570	7200.0	76	29513	No
164	GOM_NL__2PRFIN20071022_205418_000000512062_00401_29513_6860.N1	22-OCT-2007 20:54:18	Dark	51.000	9	Alp Eri	0.45300	24000.	102	29513	No
165	GOM_NL__2PRFIN20071022_205712_000000442062_00401_29513_6861.N1	22-OCT-2007 20:57:12	Straylight	43.500	157	The1Eri	2.9060	9300.0	87	29513	No
166	GOM_NL__2PRFIN20071022_210545_000000442062_00401_29513_6862.N1	22-OCT-2007 21:05:45	Straylight	44.000	52	16Bet Cet	2.0370	4500.0	88	29513	No
167	GOM_NL__2PRFIN20071022_211516_000000372062_00401_29513_6863.N1	22-OCT-2007 21:15:16	Bright	36.500	140	88Gam Peg	2.8340	26000.	73	29513	No
168	GOM_NL__2PRFIN20071022_211910_000000362062_00401_29513_6864.N1	22-OCT-2007 21:19:10	Bright	36.000	58	21Alp And	2.0730	11000.	72	29513	No
169	GOM_NL__2PRFIN20071022_212114_000000382062_00401_29513_6865.N1	22-OCT-2007 21:21:14	Bright	37.500	53	43Bet And	2.0480	3300.0	75	29513	No
170	GOM_NL__2PRFIN20071022_212657_000000362062_00401_29513_6866.N1	22-OCT-2007 21:26:57	Bright	36.000	68	18Alp Cas	2.2250	4500.0	72	29513	No
171	GOM_NL__2PRFIN20071022_212815_000000372062_00401_29513_6867.N1	22-OCT-2007 21:28:15	Bright	36.500	76	27Gam Cas	2.3000	30000.	73	29513	No
172	GOM_NL__2PRFIN20071022_213608_000000362062_00401_29513_6868.N1	22-OCT-2007 21:36:08	Bright	36.000	49	1Alp UMi	1.9900	6300.0	72	29513	No
173	GOM_NL__2PRFIN20071022_213931_000000342062_00401_29513_6869.N1	22-OCT-2007 21:39:31	Bright	33.500	60	7Bet UMi	2.0810	3950.0	67	29513	No
174	GOM_NL__2PRFIN20071022_214423_000000532062_00401_29513_6870.N1	22-OCT-2007 21:44:23	Bright	53.000	36	50Alp UMa	1.8000	6300.0	106	29513	No
175	GOM_NL__2PRFIN20071022_214558_000000542062_00401_29513_6871.N1	22-OCT-2007 21:45:58	Bright	54.000	82	48Bet UMa	2.3650	10600.	108	29513	No
176	GOM_NL__2PRFIN20071022_214928_000000382062_00401_29513_6872.N1	22-OCT-2007 21:49:28	Bright	37.500	174	52Psi UMa	3.0040	4400.0	75	29513	No
177	GOM_NL__2PRFIN20071022_215625_000000332062_00401_29513_6873.N1	22-OCT-2007 21:56:25	Bright	32.500	96	68Del Leo	2.5600	9300.0	65	29513	No
178	GOM_NL__2PRFIN20071022_221600_000000412062_00401_29513_6874.N1	22-OCT-2007 22:16:00	Dark	41.000	113	Mu Vel	2.6920	5000.0	82	29513	No
179	GOM_NL__2PRFIN20071022_221732_000000552062_00401_29513_6875.N1	22-OCT-2007 22:17:32	Dark	54.500	65	Lam Vel	2.2040	4400.0	109	29513	No
180	GOM_NL__2PRFIN20071022_222029_000000402062_00402_29514_6870.N1	22-OCT-2007 22:20:29	Dark	40.000	46	Del Vel	1.9540	10600.	80	29514	No
181	GOM_NL__2PRFIN20071022_222227_000000382062_00402_29514_6871.N1	22-OCT-2007 22:22:27	Dark	37.500	29	Bet Car	1.6720	10200.	75	29514	No
182	GOM_NL__2PRFIN20071022_222635_000000472062_00402_29514_6872.N1	22-OCT-2007 22:26:35	Dark	47.000	2	Alp Car	-0.73600	7000.0	94	29514	No
183	GOM_NL__2PRFIN20071022_223329_000000402062_00402_29514_6873.N1	22-OCT-2007 22:33:29	Dark	39.500	143	Alp Hyi	2.8570	7200.0	79	29514	No
184	GOM_NL__2PRFIN20071022_223455_000000402062_00402_29514_6874.N1	22-OCT-2007 22:34:55	Dark	39.500	9	Alp Eri	0.45300	24000.	79	29514	No
185	GOM_NL__2PRFIN20071022_223749_000000432062_00402_29514_6875.N1	22-OCT-2007 22:37:49	Straylight	42.500	157	The1Eri	2.9060	9300.0	85	29514	No
186	GOM_NL__2PRFIN20071022_224621_000000442062_00402_29514_6876.N1	22-OCT-2007 22:46:21	Straylight	44.000	52	16Bet Cet	2.0370	4500.0	88	29514	No
187	GOM_NL__2PRFIN20071022_225551_000000362062_00402_29514_6877.N1	22-OCT-2007 22:55:51	Bright	36.000	140	88Gam Peg	2.8340	26000.	72	29514	No
188	GOM_NL__2PRFIN20071022_225946_000000362062_00402_29514_6878.N1	22-OCT-2007 22:59:46	Bright	35.500	58	21Alp And	2.0730	11000.	71	29514	No
189	GOM_NL__2PRFIN20071022_230150_000000392062_00402_29514_6879.N1	22-OCT-2007 23:01:50	Bright	38.500	53	43Bet And	2.0480	3300.0	77	29514	No
190	GOM_NL__2PRFIN20071022_230733_000000362062_00402_29514_6880.N1	22-OCT-2007 23:07:33	Bright	35.500	68	18Alp Cas	2.2250	4500.0	71	29514	No
191	GOM_NL__2PRFIN20071022_230850_000000362062_00402_29514_6881.N1	22-OCT-2007 23:08:50	Bright	35.500	76	27Gam Cas	2.3000	30000.	71	29514	No
192	GOM_NL__2PRFIN20071022_231644_000000362062_00402_29514_6882.N1	22-OCT-2007 23:16:44	Bright	35.500	49	1Alp UMi	1.9900	6300.0	71	29514	No
193	GOM_NL__2PRFIN20071022_232007_000000362062_00402_29514_6883.N1	22-OCT-2007 23:20:07	Bright	35.500	60	7Bet UMi	2.0810	3950.0	71	29514	No
194	GOM_NL__2PRFIN20071022_232459_000000372062_00402_29514_6884.N1	22-OCT-2007 23:24:59	Bright	36.500	36	50Alp UMa	1.8000	6300.0	73	29514	No
195	GOM_NL__2PRFIN20071022_232634_000000352062_00402_29514_6885.N1	22-OCT-2007 23:26:34	Bright	34.500	82	48Bet UMa	2.3650	10600.	69	29514	No
196	GOM_NL__2PRFIN20071022_233004_000000522062_00402_29514_6886.N1	22-OCT-2007 23:30:04	Bright	51.500	174	52Psi UMa	3.0040	4400.0	103	29514	No
197	GOM_NL__2PRFIN20071022_233701_000000342062_00402_29514_6887.N1	22-OCT-2007 23:37:01	Bright	33.500	96	68Del Leo	2.5600	9300.0	67	29514	No
198	GOM_NL__2PRFIN20071022_235636_000000402062_00402_29514_6888.N1	22-OCT-2007 23:56:36	Dark	39.500	113	Mu Vel	2.6920	5000.0	79	29514	No
199	GOM_NL__2PRFIN20071022_235809_000000432062_00402_29514_6889.N1	22-OCT-2007 23:58:09	Dark	43.000	65	Lam Vel	2.2040	4400.0	86	29514	No

### 3. Quality information per product

In this section it is plotted some information contained in the Quality Summary data set of the level 2 products. Only products in dark limb conditions and without errors (error flag in the MPH set to "0") are used.

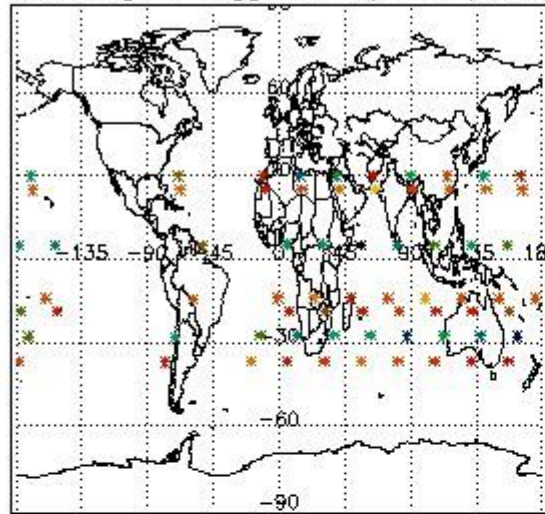
#### 3.1 Plot quality information per product (time dependant)



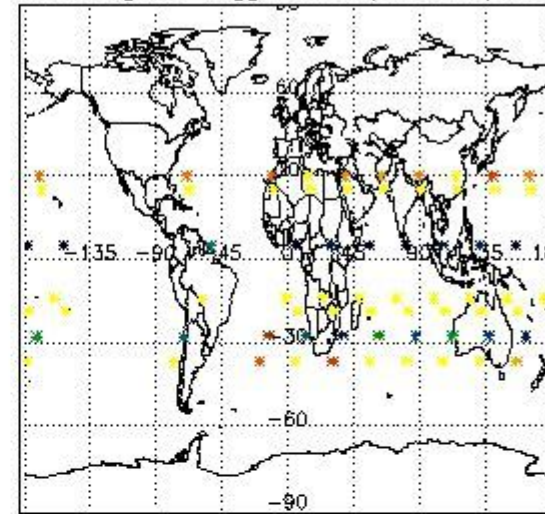
3.2 Plot quality information per product (world map)




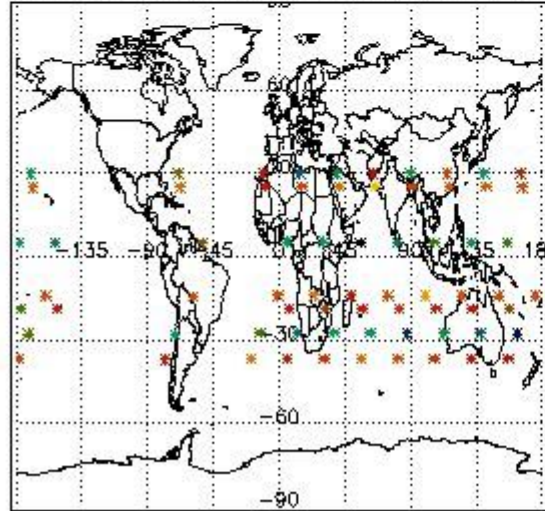
Percentage of flagged data per O3 profile



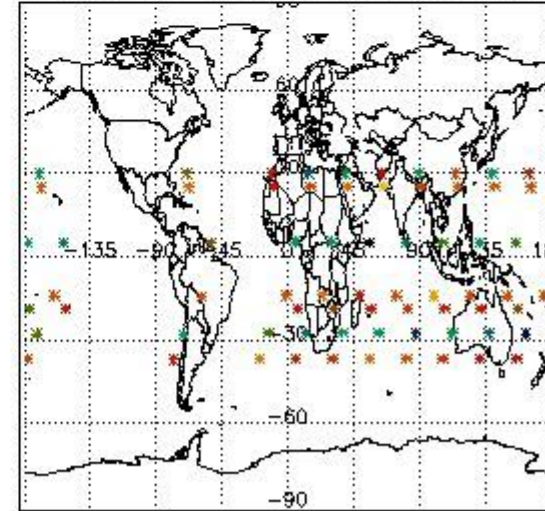
Percentage of flagged data per H2O profile



Percentage of flagged data per NO2 profile



Percentage of flagged data per NO3 profile

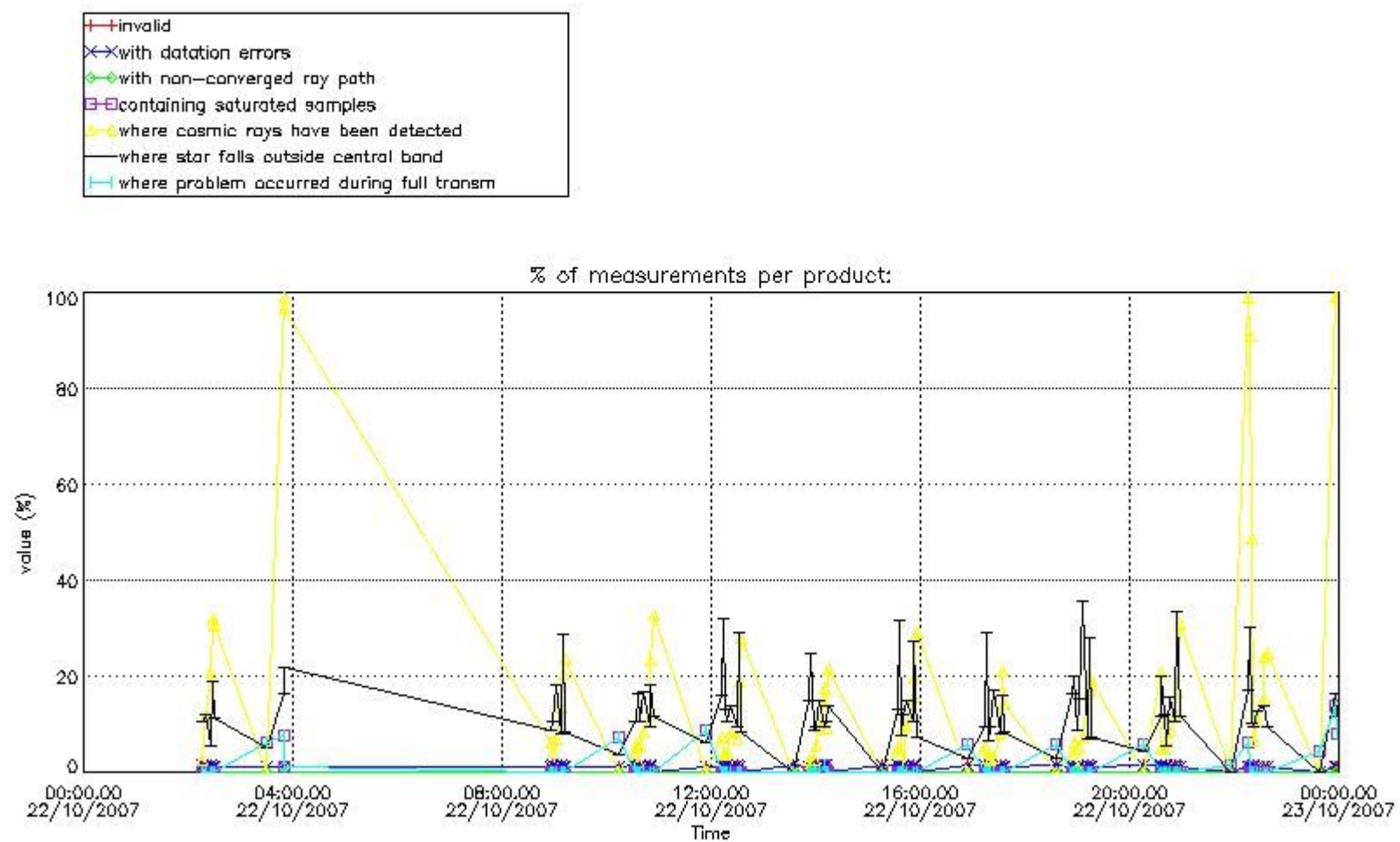


#### 4. Level 1 quality information per product

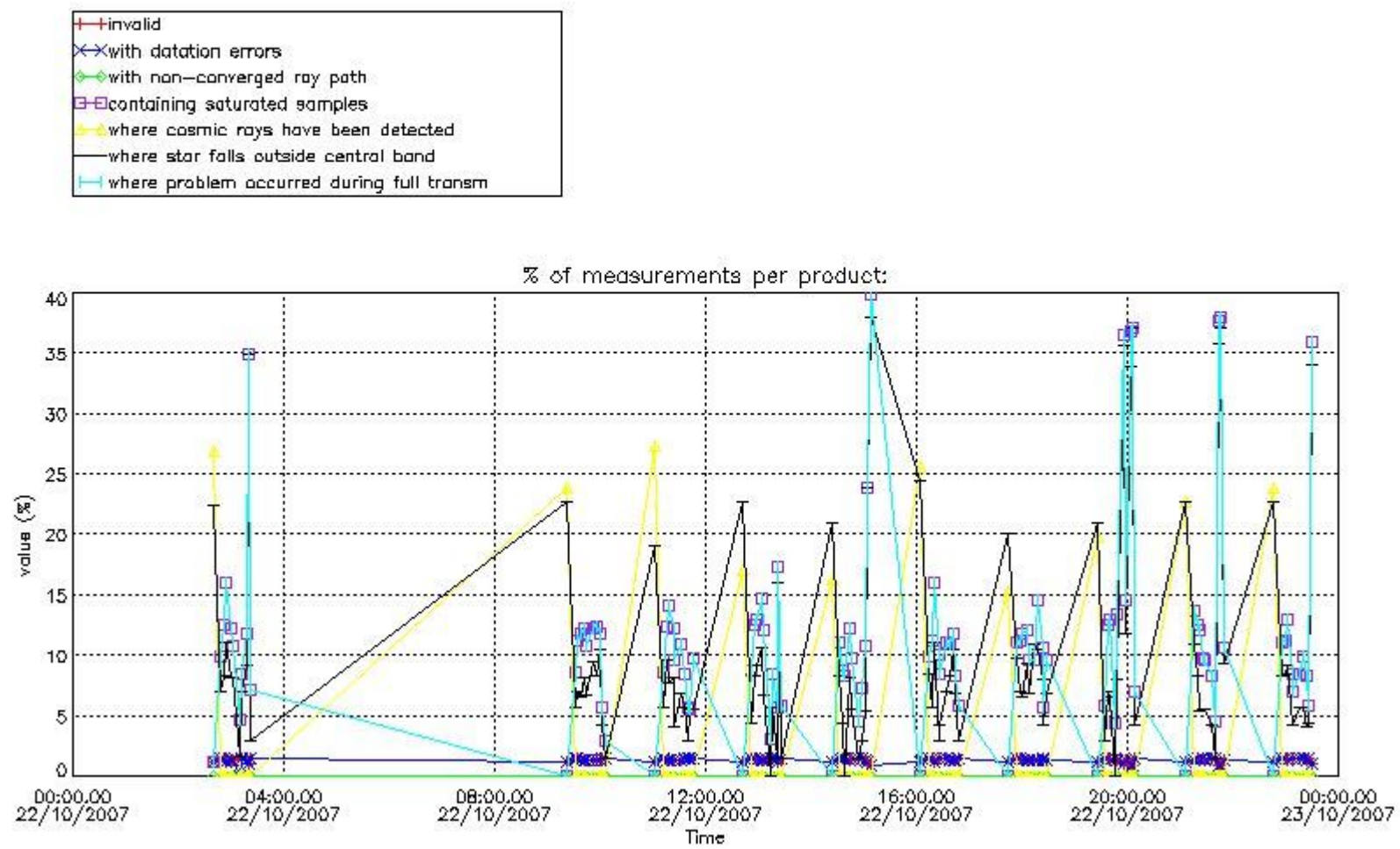
In this section it is plotted some information contained in the Quality Summary data set of the level 2 products that comes from the level 1b processing. Products without errors (error flag in the MPH set to "0") are used.

##### 4.1 Plot quality information per product (time dependant) coming from level 1b processing

###### 4.1.1 Plot level 1 quality information per product (time dependant): ENVISAT ASCENDING passes



4.1.2 Plot level 1 quality information per product (time dependant): ENVI SAT DESCENDING passes

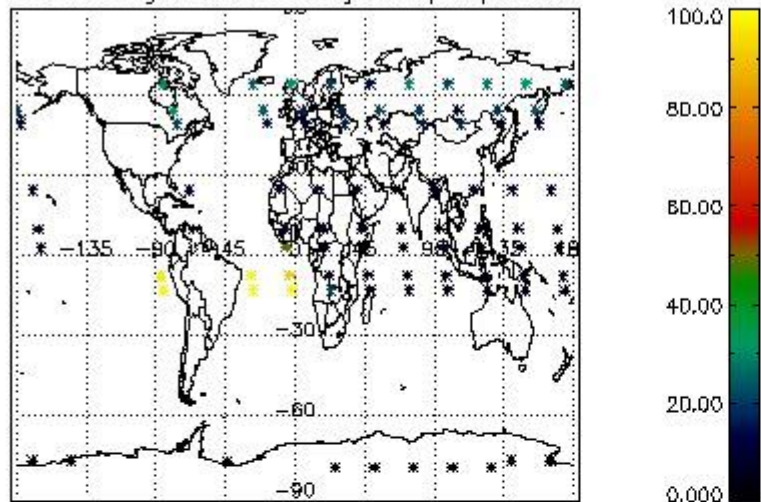


*4.2 Plot quality information per product coming from level 1b processing (world map)*

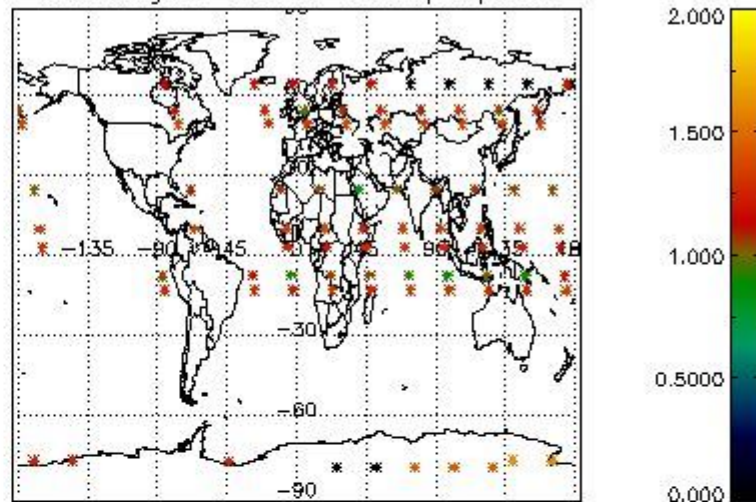
*4.2.1 Plot level 1 quality information per product (world map): ENVISAT ASCENDING passes*



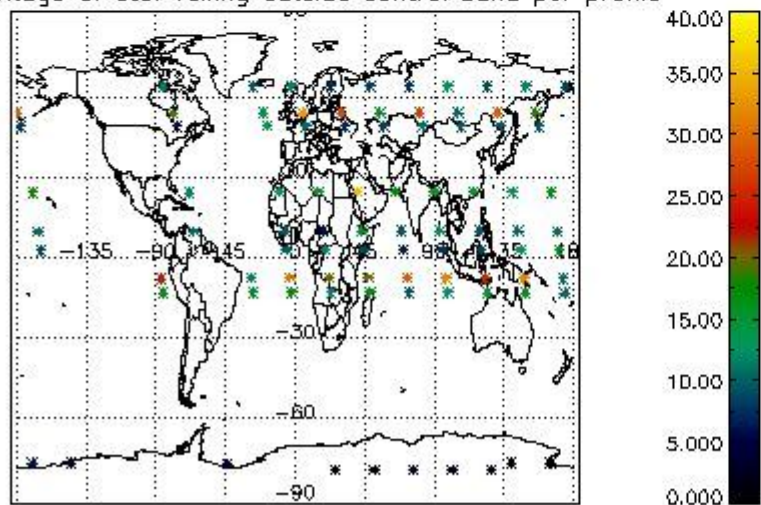
Percentage of cosmic ray hits per profile



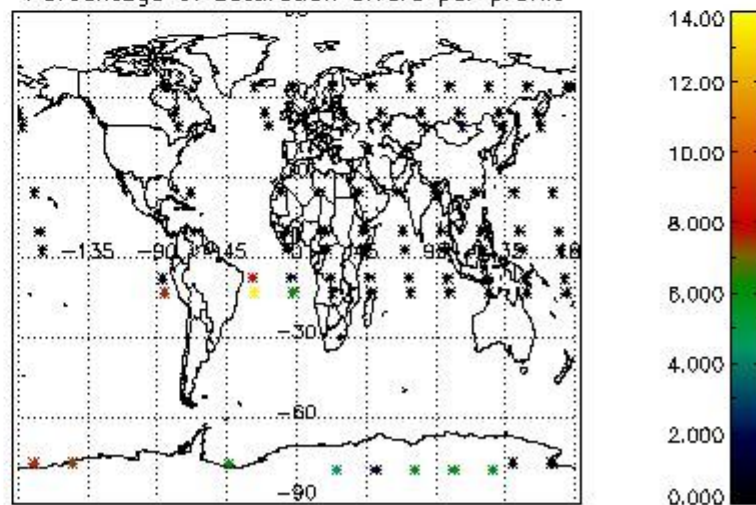
Percentage of datation errors per profile



Percentage of star falling outside central band per profile

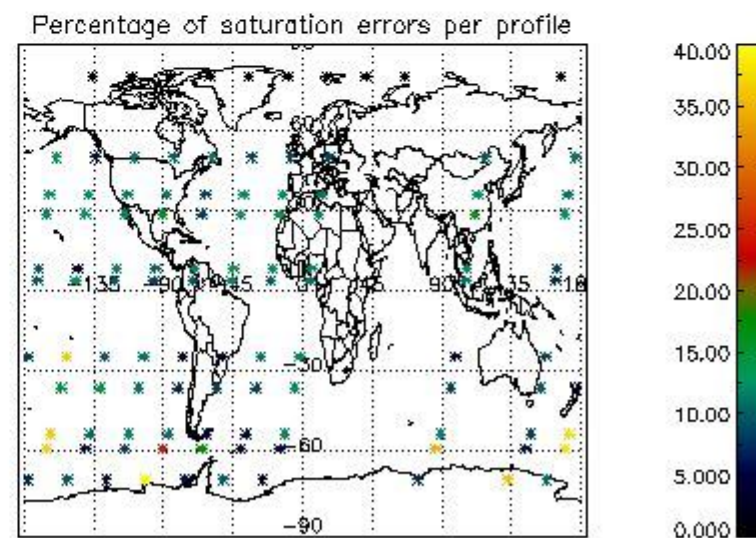
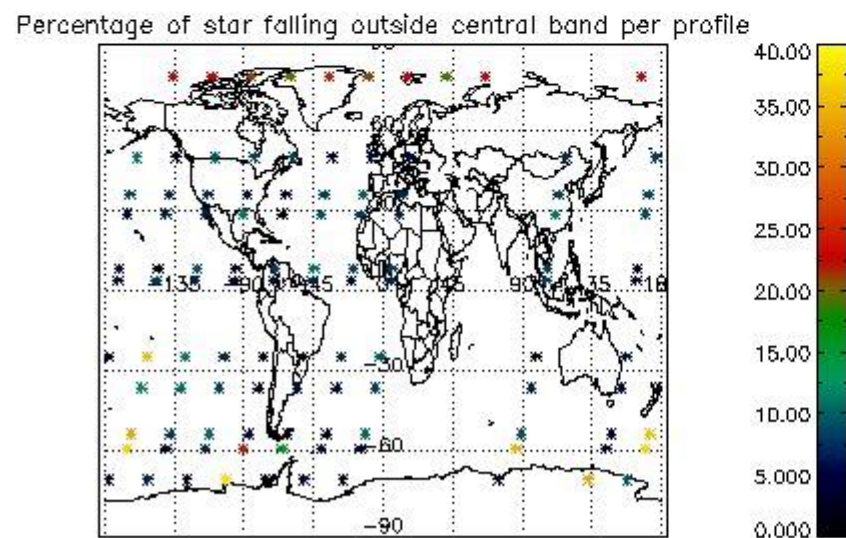
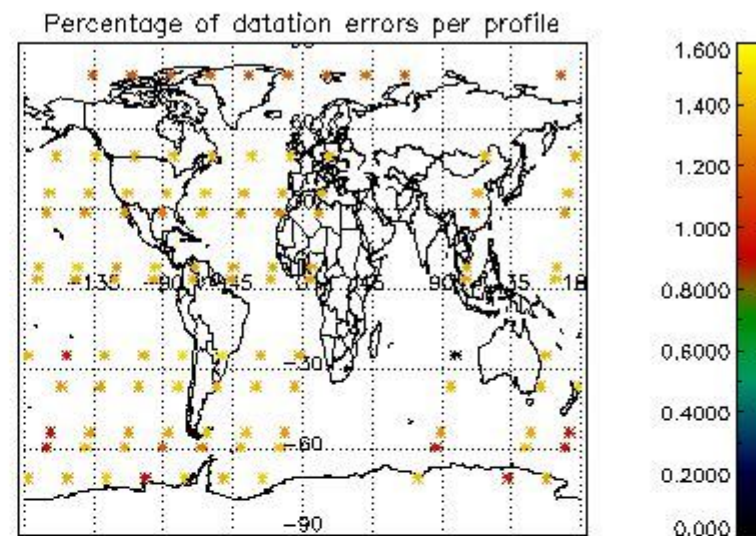
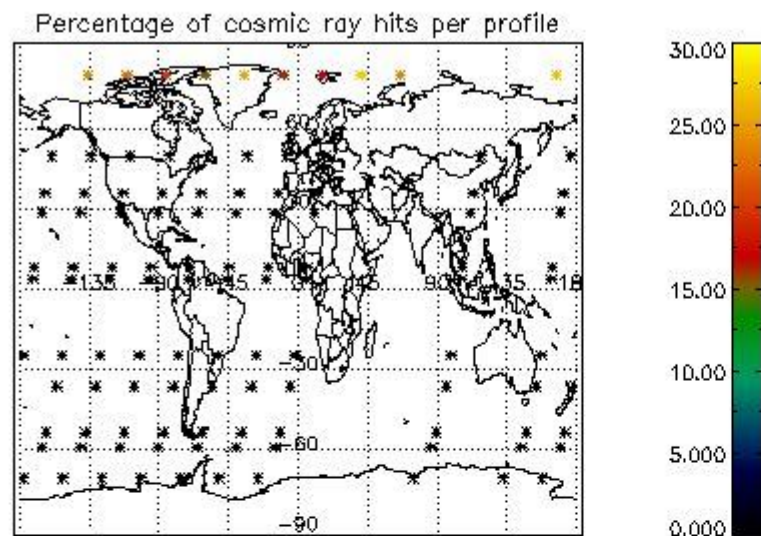


Percentage of saturation errors per profile



4.2.2 Plot level 1 quality information per product (world map): ENVISAT DESCENDING passes





## 5. Trace gas profiles

### 5.1 Ozone statistics based on quality of products

The final quality of the products can be "measured" using the STD (Standard Deviation) attached to every point profile. This information is written to the parameter GOM\_NL\_\_2P/NL\_LOCAL\_SPECIES\_DENSITY/o3\_std of the level 2 products. The table below shows the statistics for given STD ranges.

The statistics are given with respect to the overall valid production:

- Products without fatal errors: GOM\_NL\_\_2P/MPH/PRODUCT\_ERR=0
- Valid point profile: GOM\_NL\_\_2P/NL\_LOCAL\_SPECIES\_DENSITY/pcd(0)=0

The 'Criteria' is applied to valid points of dark limb products:

- Products in dark limb illumination condition: GOM\_NL\_\_2P/NL\_SUMMARY\_QUALITY/obs\_ill\_cond=0
- Products without fatal errors: GOM\_NL\_\_2P/MPH/PRODUCT\_ERR=0
- Valid point profile: GOM\_NL\_\_2P/NL\_LOCAL\_SPECIES\_DENSITY/pcd(0)=0

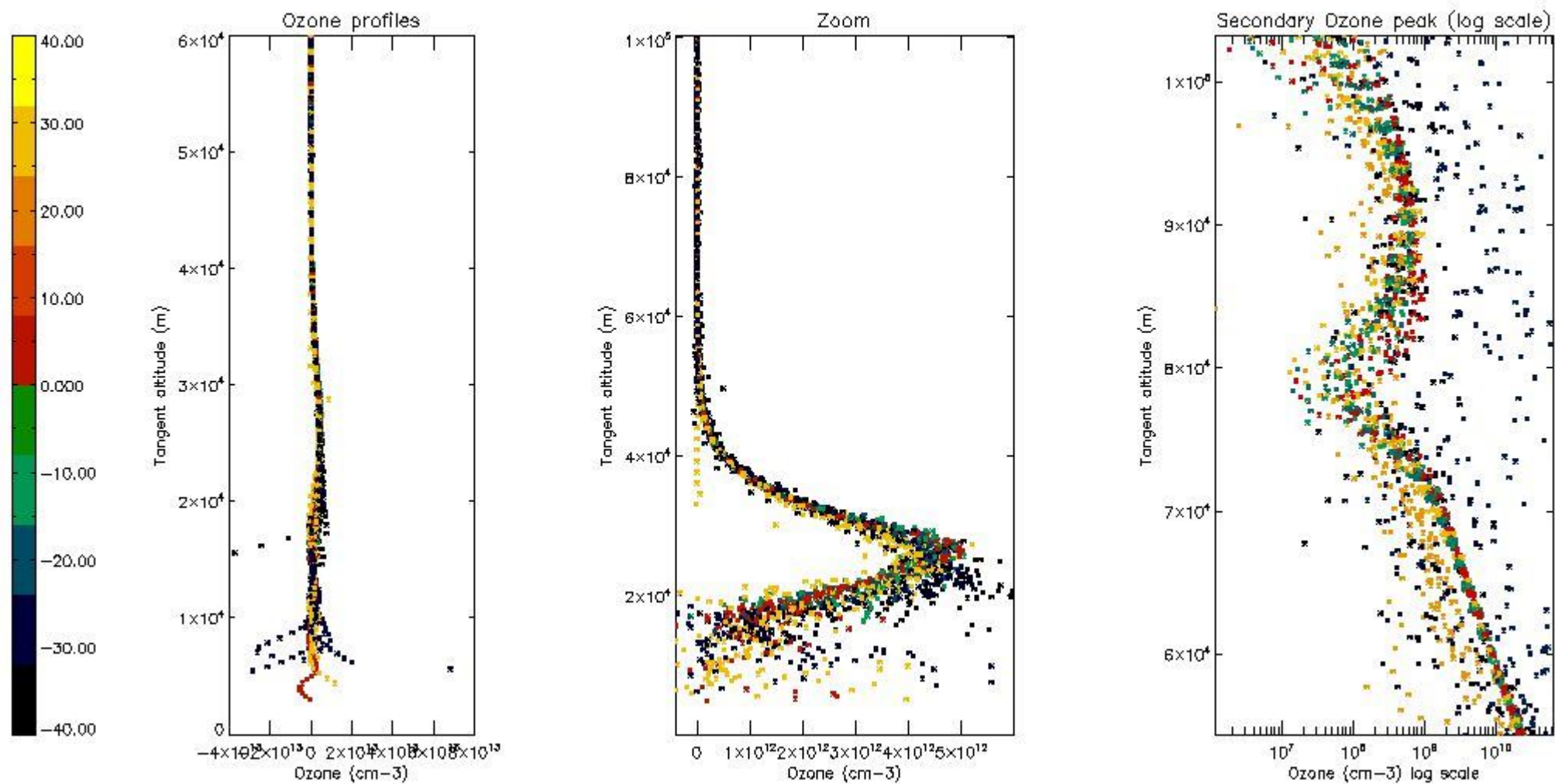
So, the table below shows the percentage of dark limb and valid observations for each criteria with respect to the overall valid daily observations.

Criteria	% of total production
All STD	38
STD < 20	20

STD < 10	15
STD < 5	10

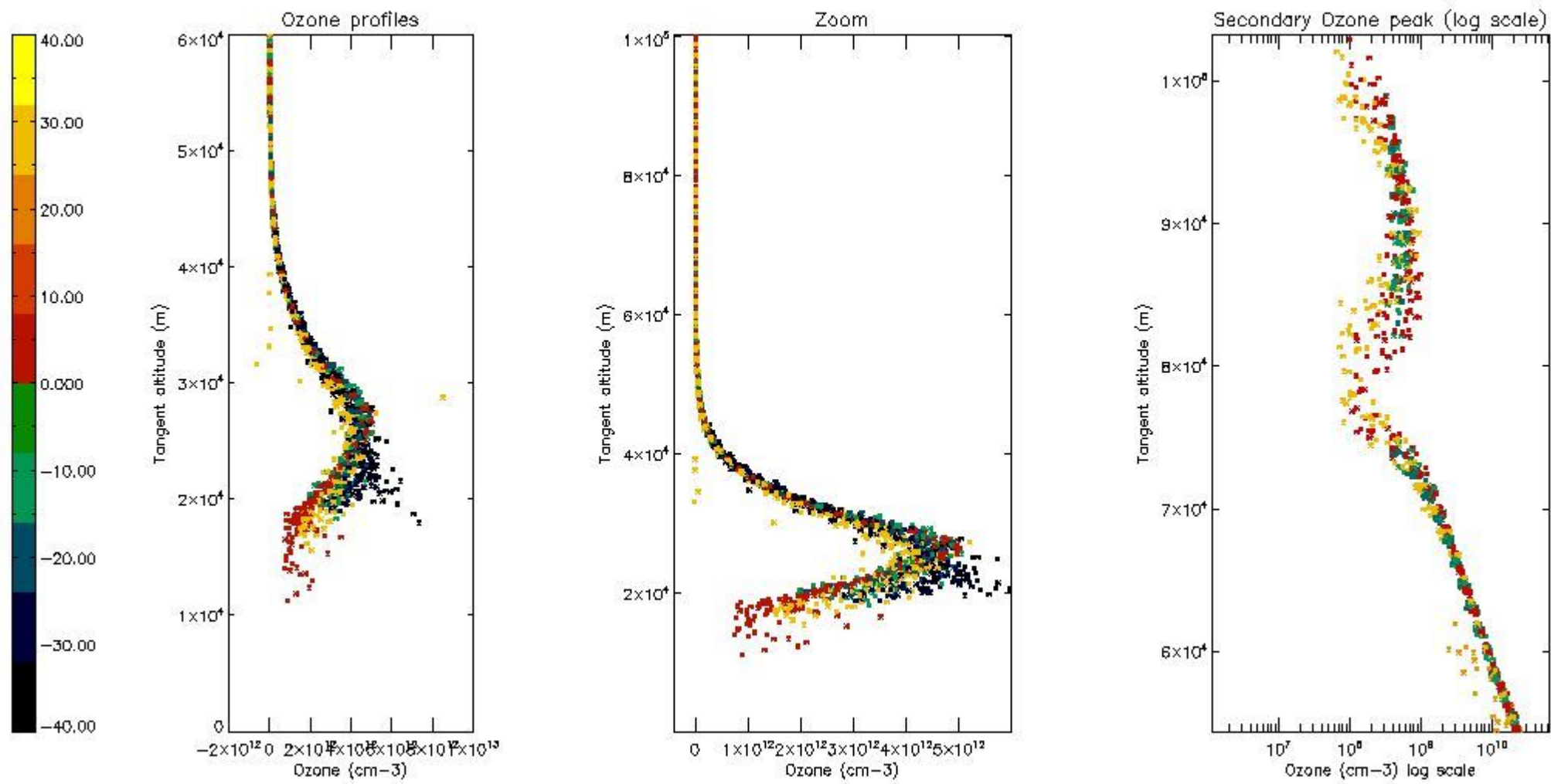
5.2 Plot ozone profiles for all STD (dark without errors)

The colorbar represents the latitude.



5.3 Plot ozone profiles where STD < 20% (dark without errors)

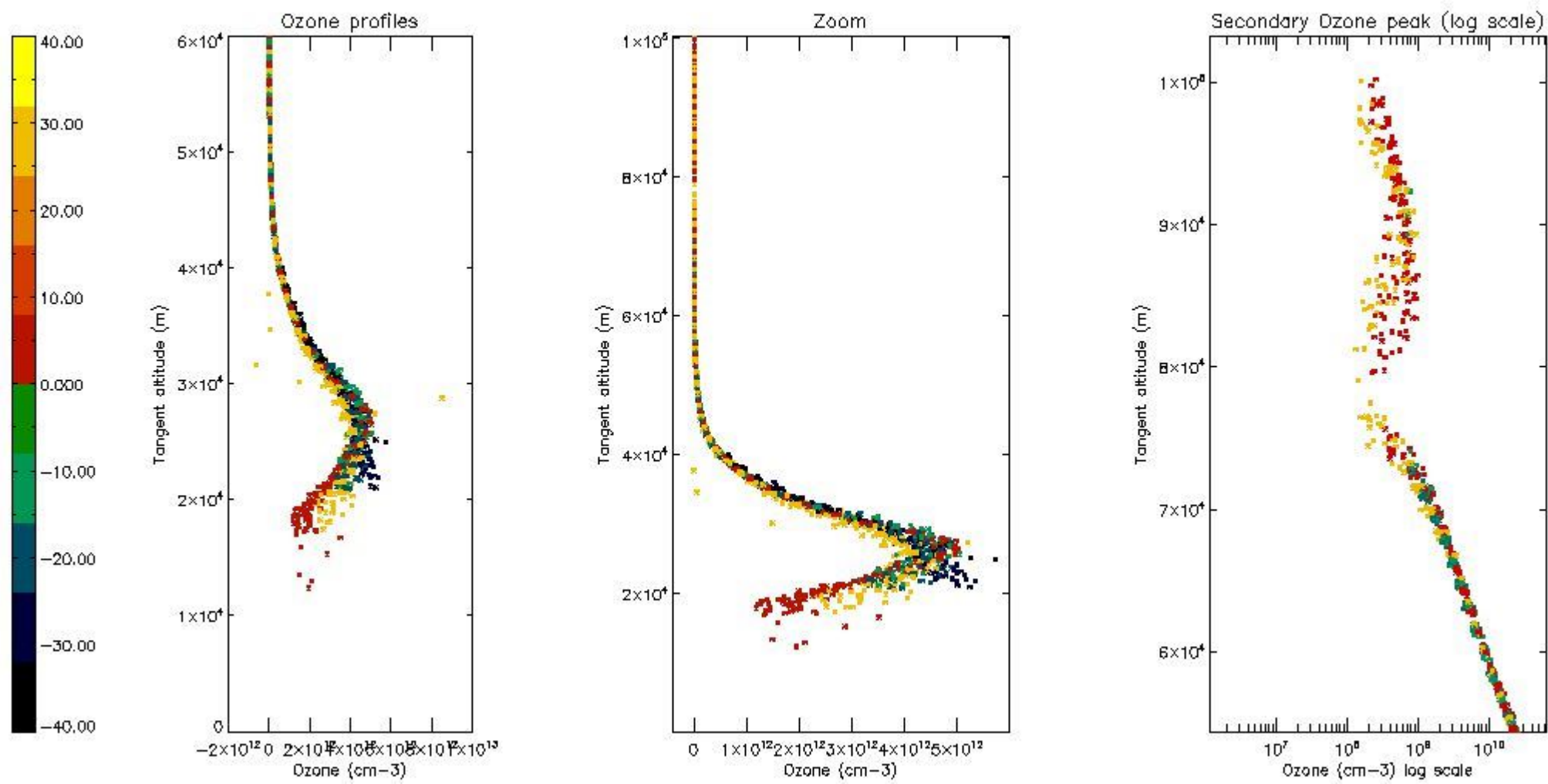
The colorbar represents the latitude.



*5.4 Plot ozone profiles where STD < 10% (dark without errors)*

The colorbar represents the latitude.

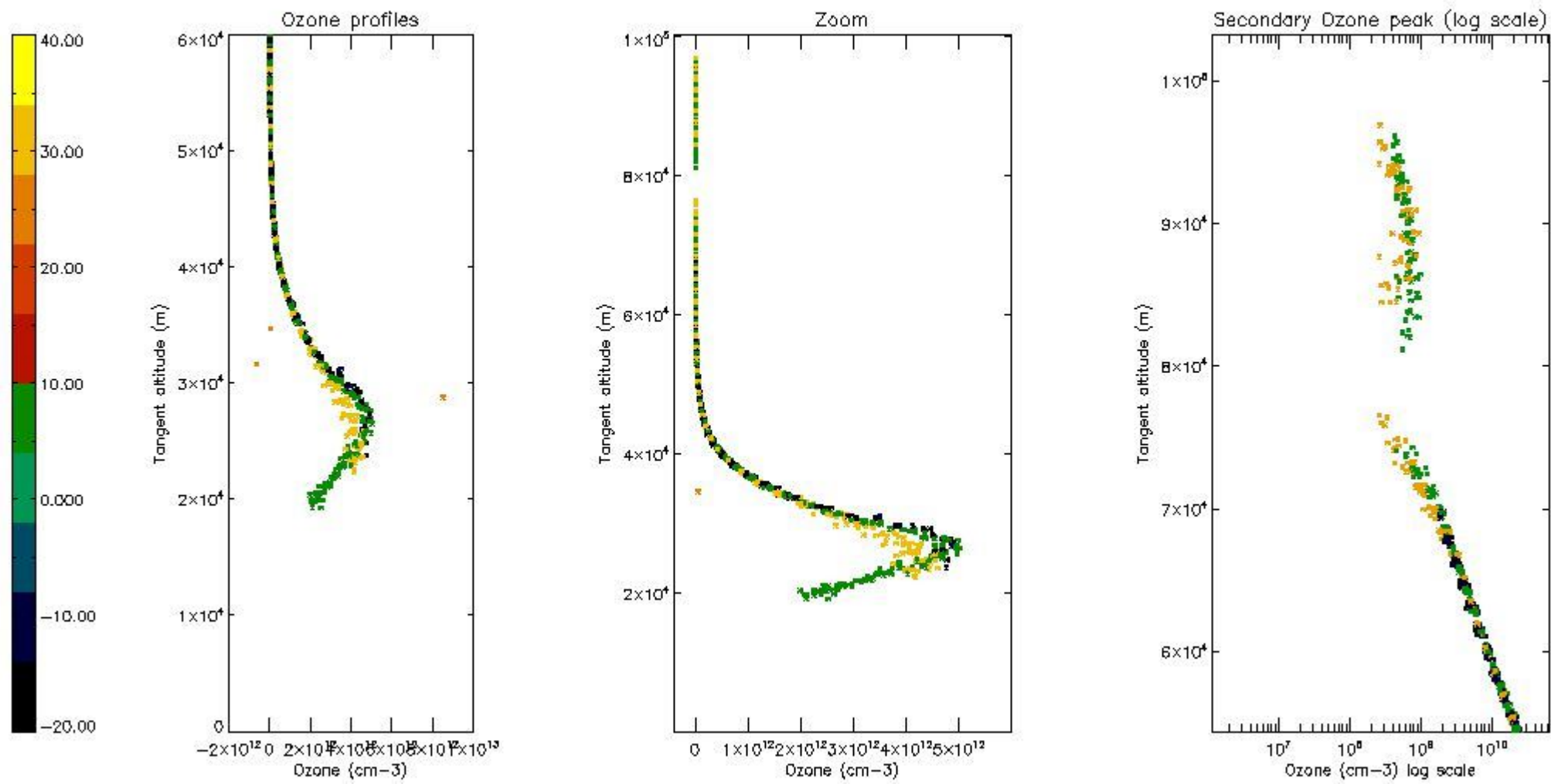




*5.5 Plot ozone profiles where STD < 5% (dark without errors)*

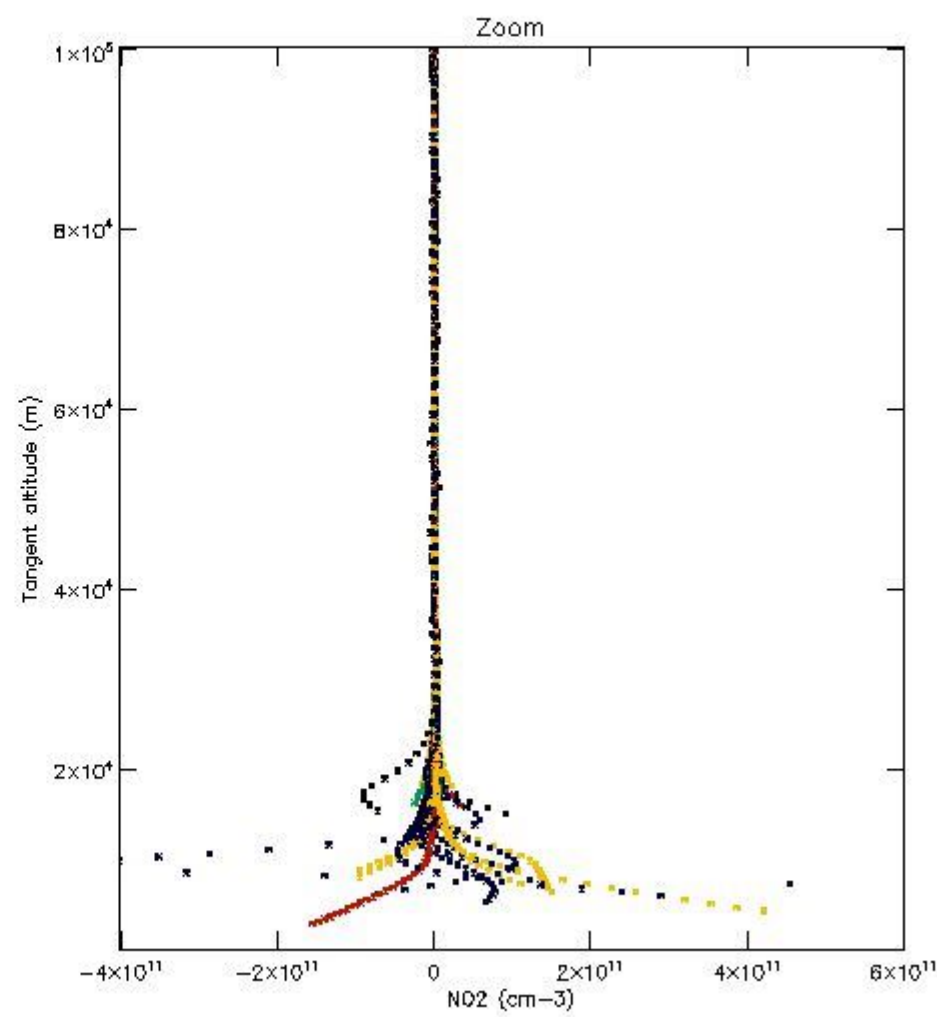
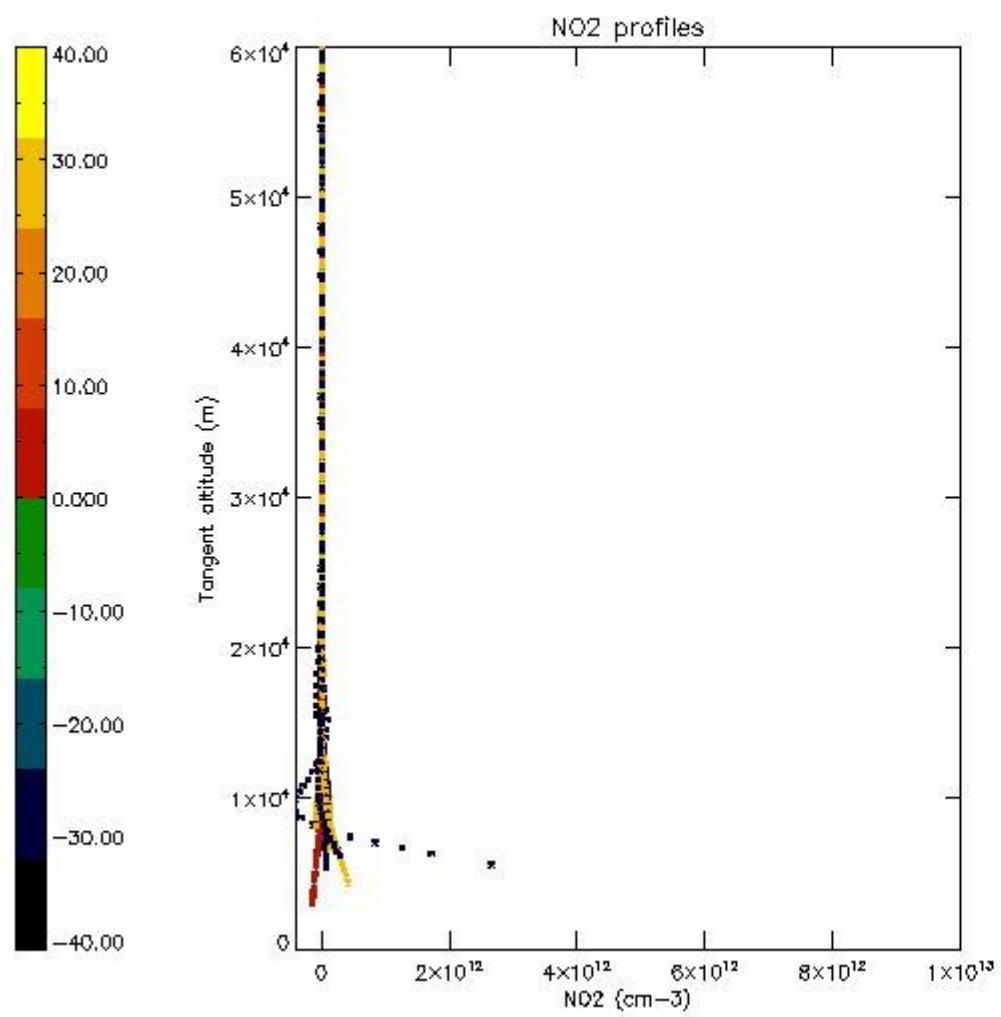
The colorbar represents the latitude.





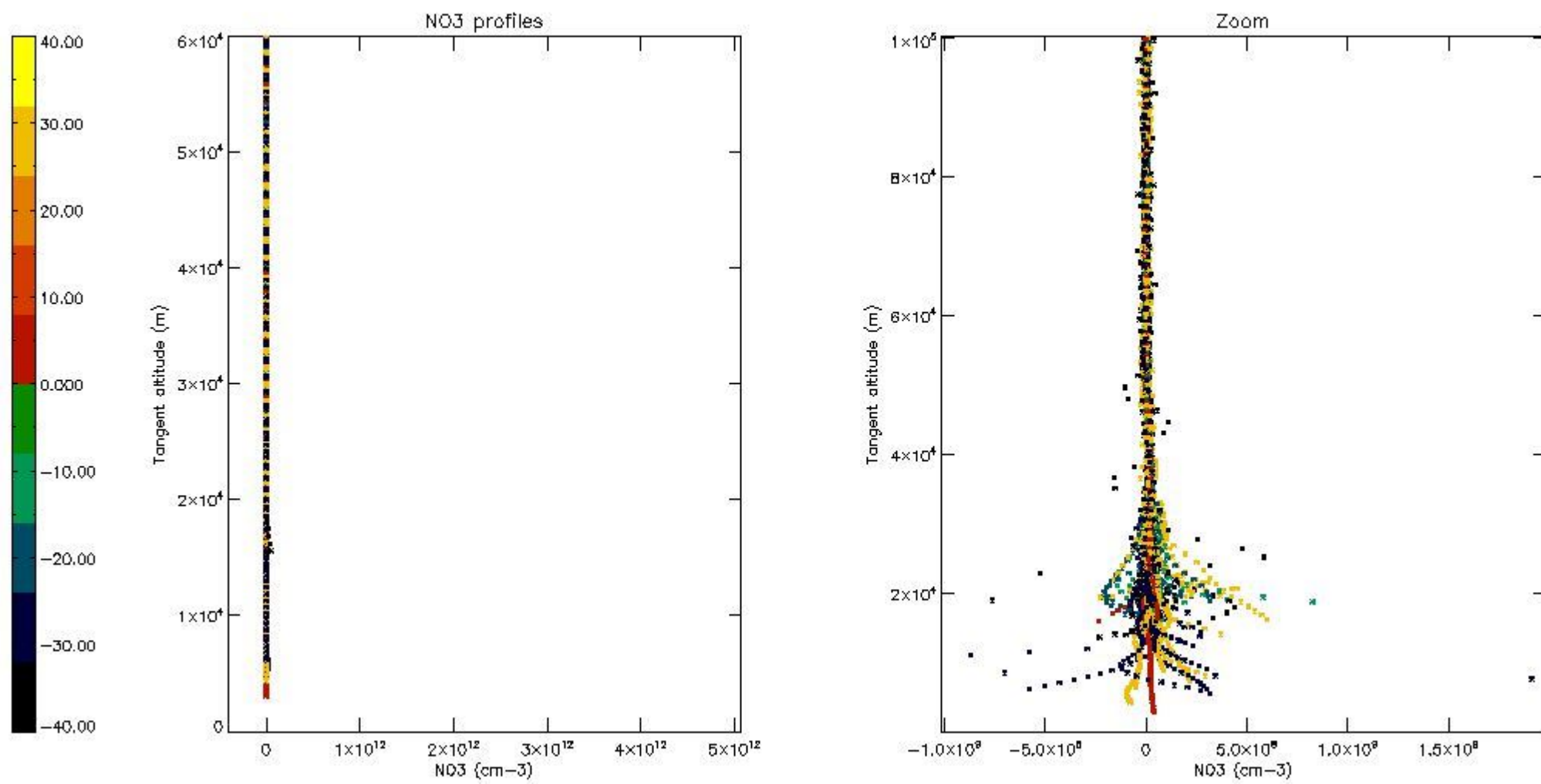
*5.6 Plot NO<sub>2</sub> profiles for all STD (dark without errors)*

The colorbar represents the latitude.



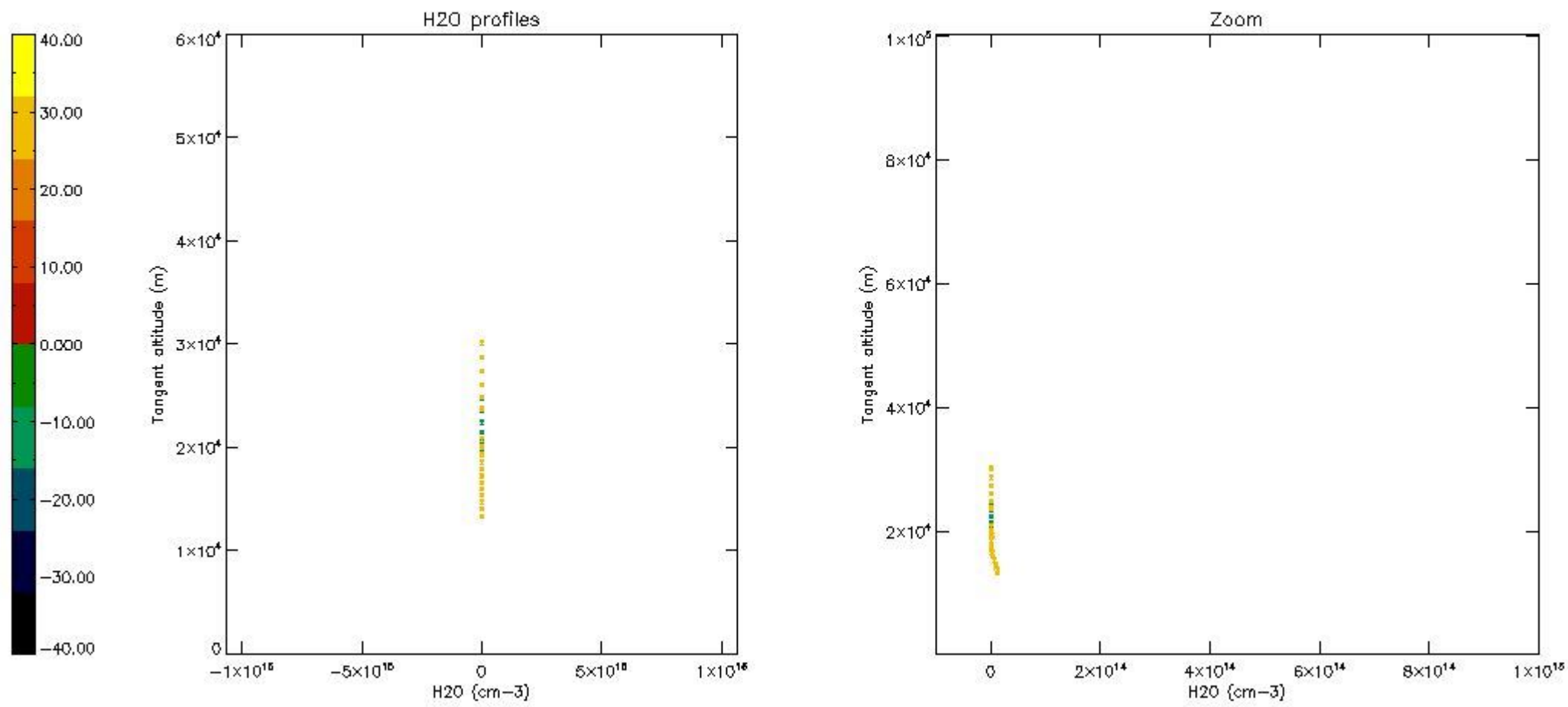
*5.7 Plot NO3 profiles for all STD (dark without errors)*

The colorbar represents the latitude.



*5.8 Plot H2O profiles for all STD (only for occultations of stars 1,2,3,4,13,14,16,26,63 dark without errors)*

The colorbar represents the latitude.

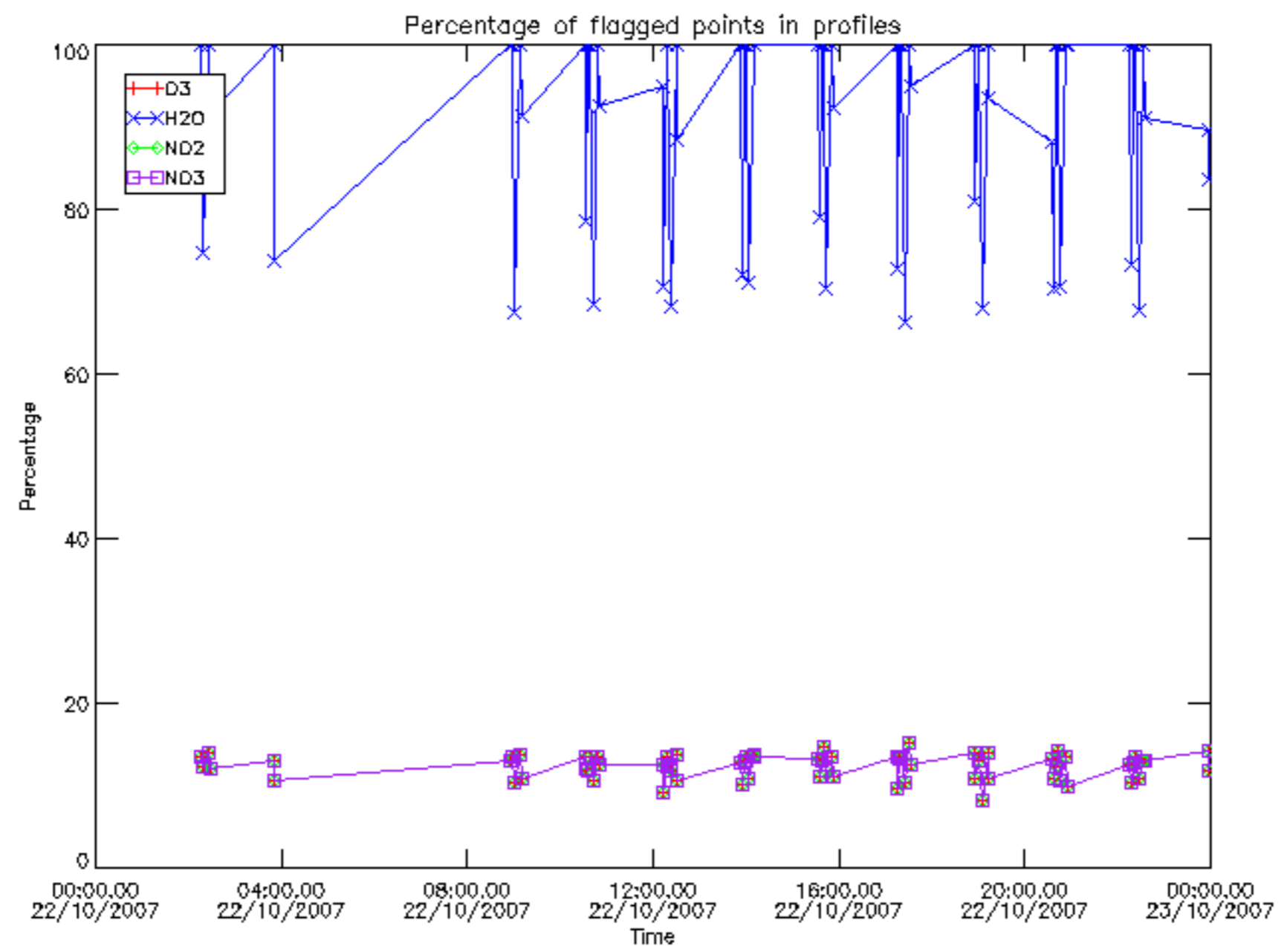


## 6. Auxiliary Data Files used for the production reported in section 2

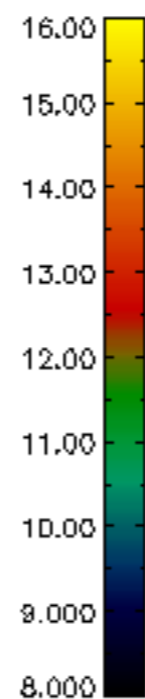
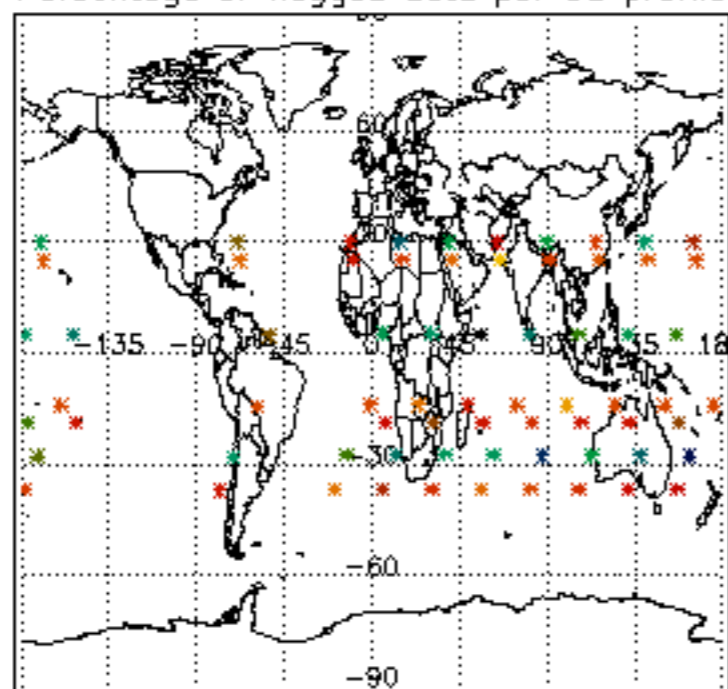
The number reported in the third column indicates since which file (see list in section 2) the corresponding auxiliary file has been used. The fourth column is the date of those product files.

Type	Auxiliary Filename	Used since product	Used since product date
INST_PHYS_CHARACTERISTICS	GOM_INS_AXVIEC20091111_143220_20030716_120000_20500101_000000	1	22-OCT-2007 02: 15: 12
LEVEL-2_PROC_CONFIG	GOM_PR2_AXVIEC20091111_152718_20020301_000000_20500101_000000	1	22-OCT-2007 02: 15: 12
CROSS_SECTIONS_FILE	GOM_CRS_AXVIEC20091111_154832_20020301_000000_20500101_000000	1	22-OCT-2007 02: 15: 12

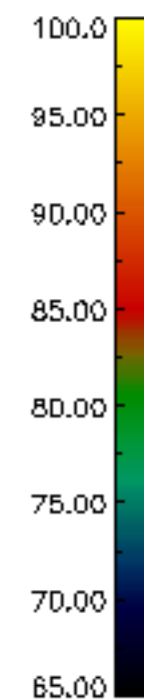
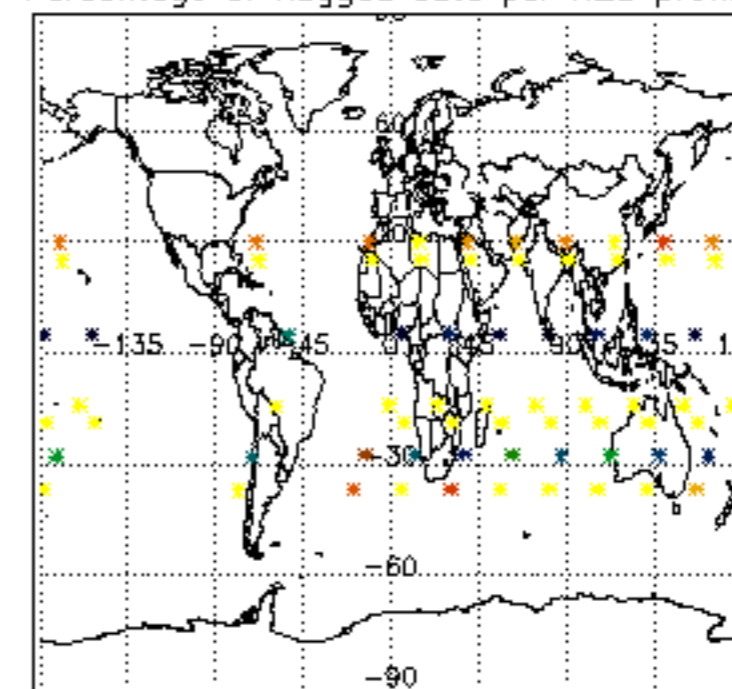




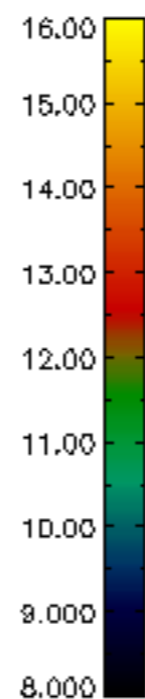
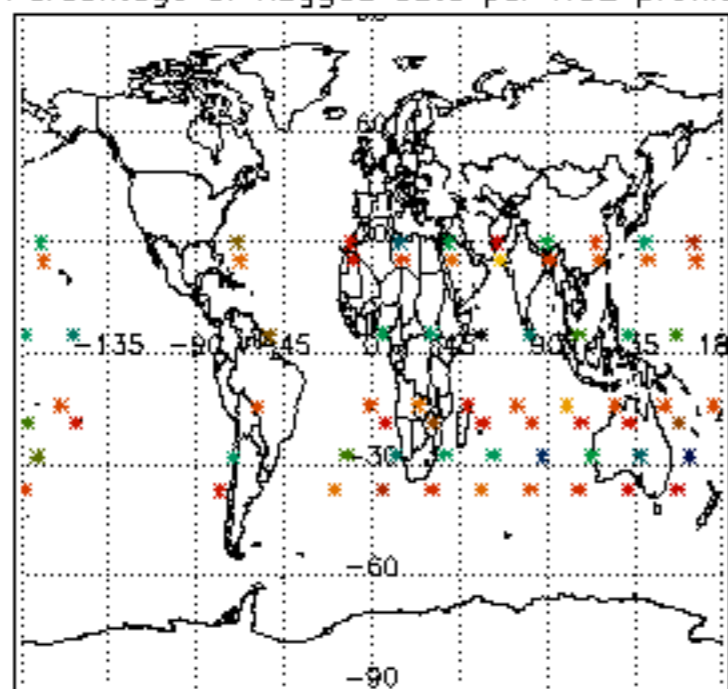
Percentage of flagged data per D3 profile



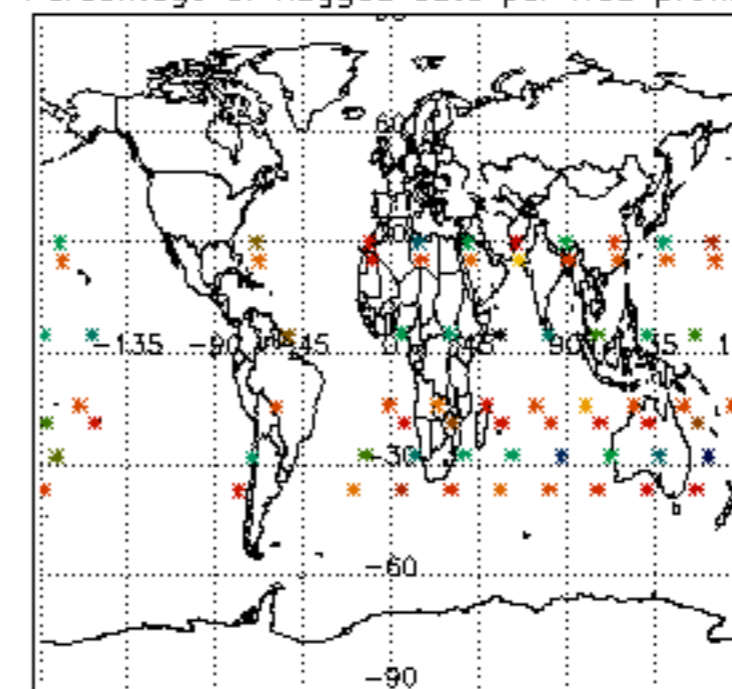
Percentage of flagged data per H2O profile

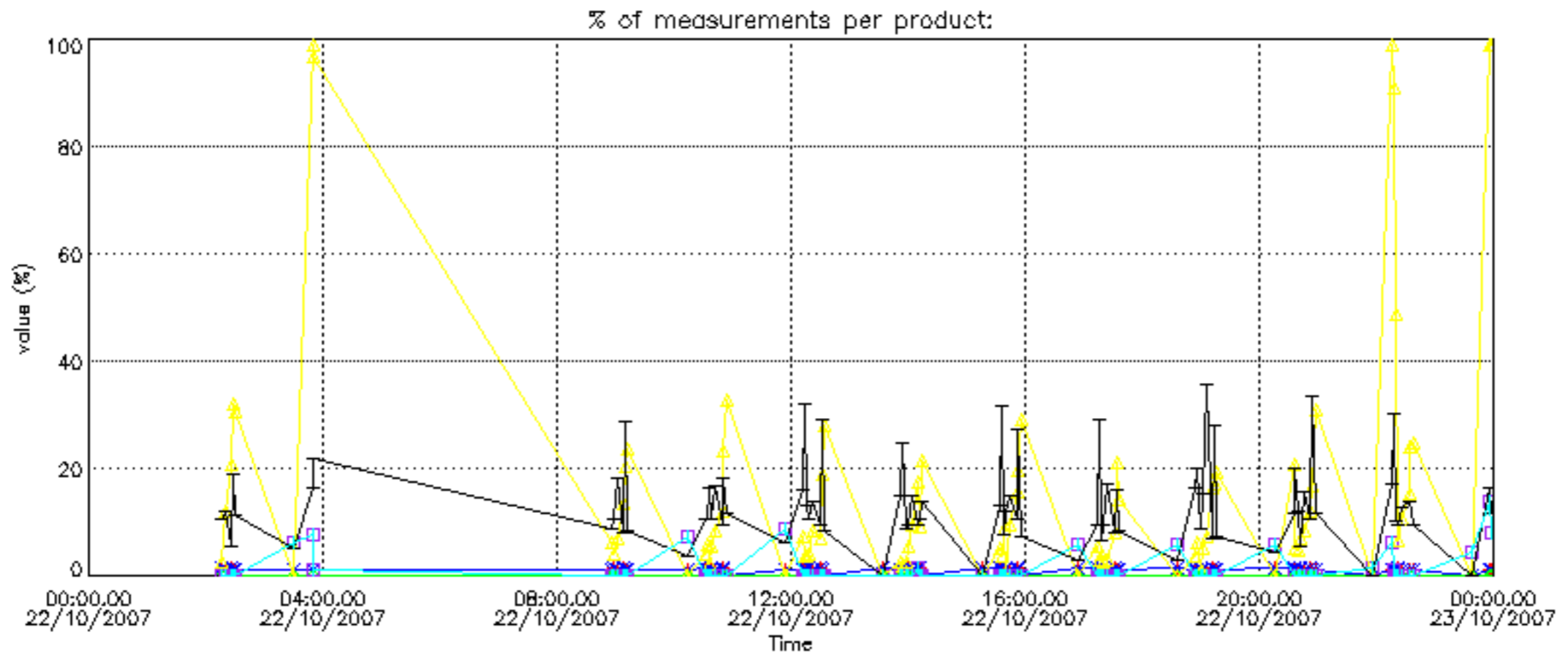


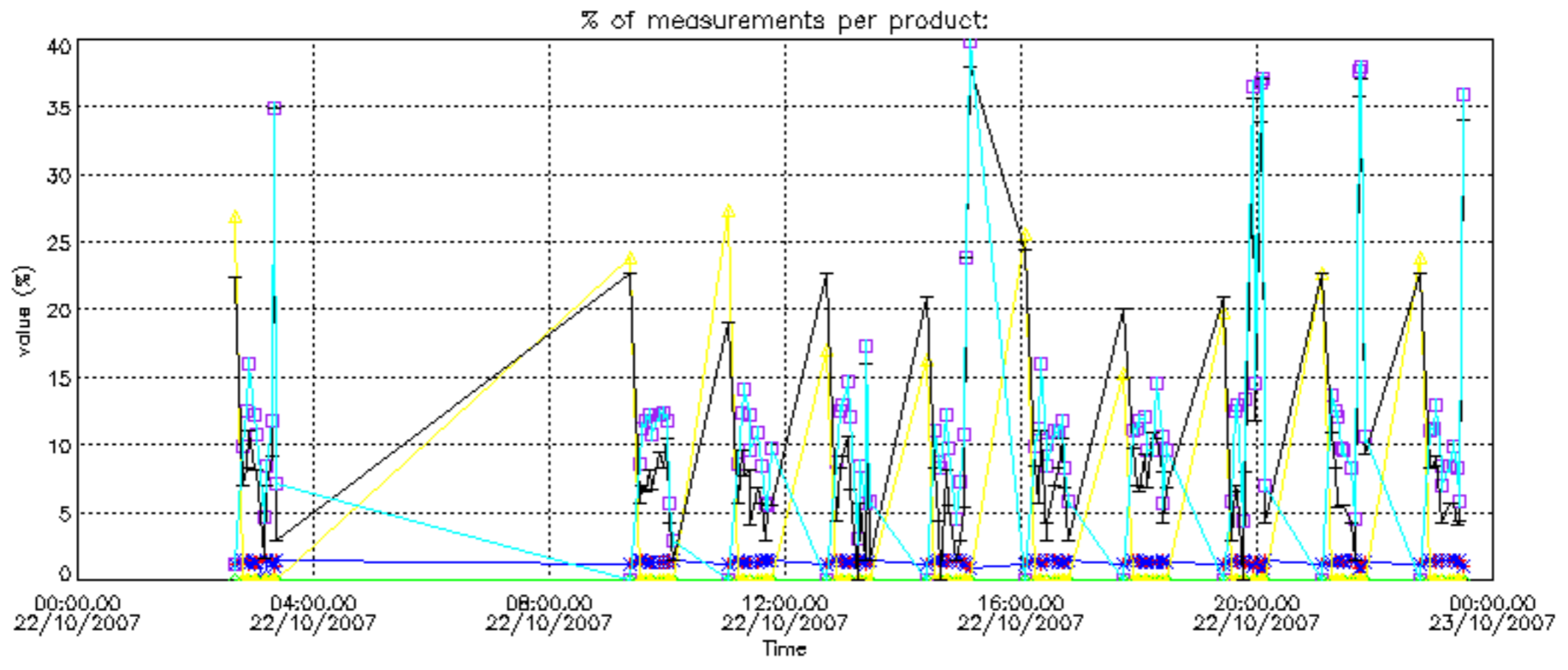
Percentage of flagged data per NO2 profile



Percentage of flagged data per NO3 profile

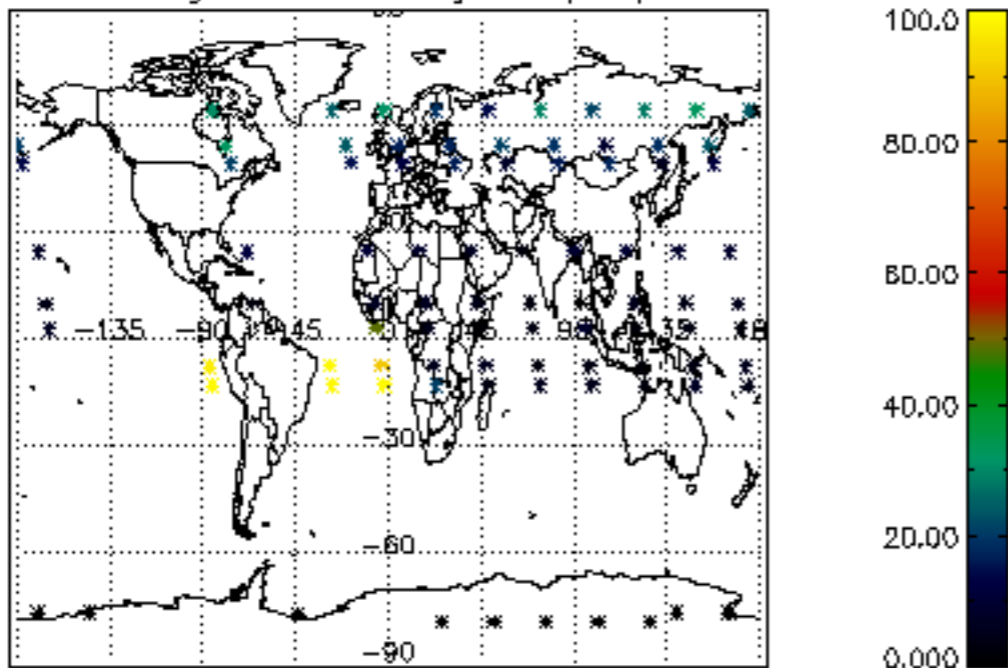




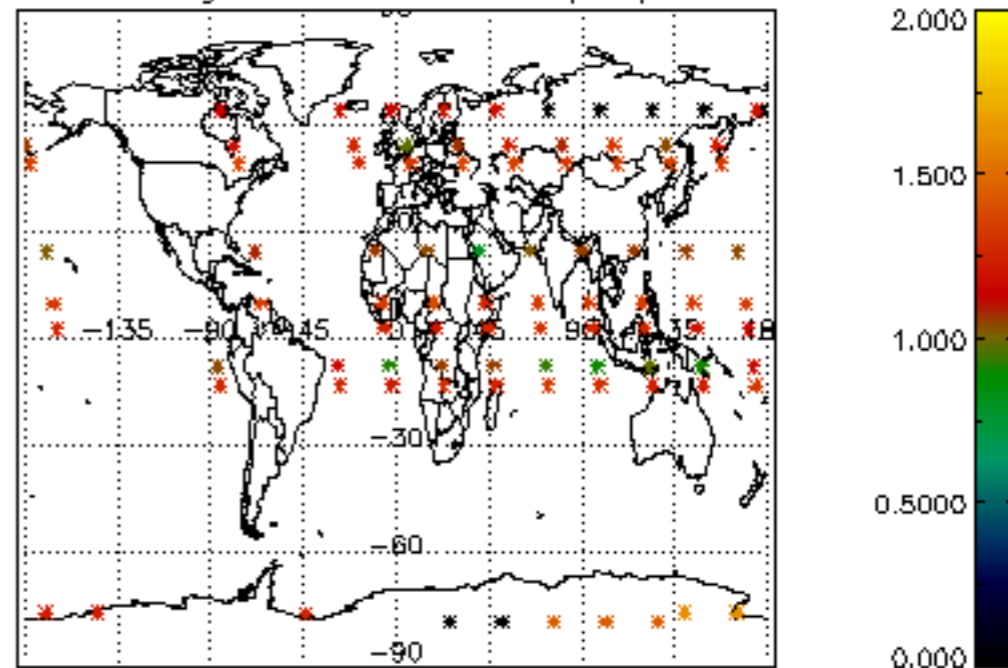




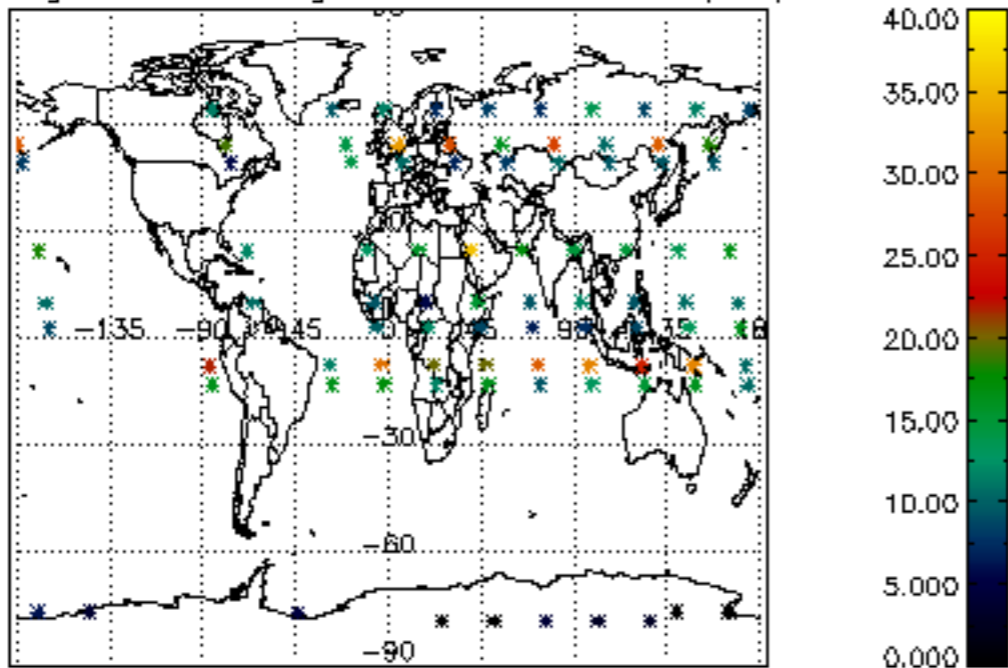
Percentage of cosmic ray hits per profile



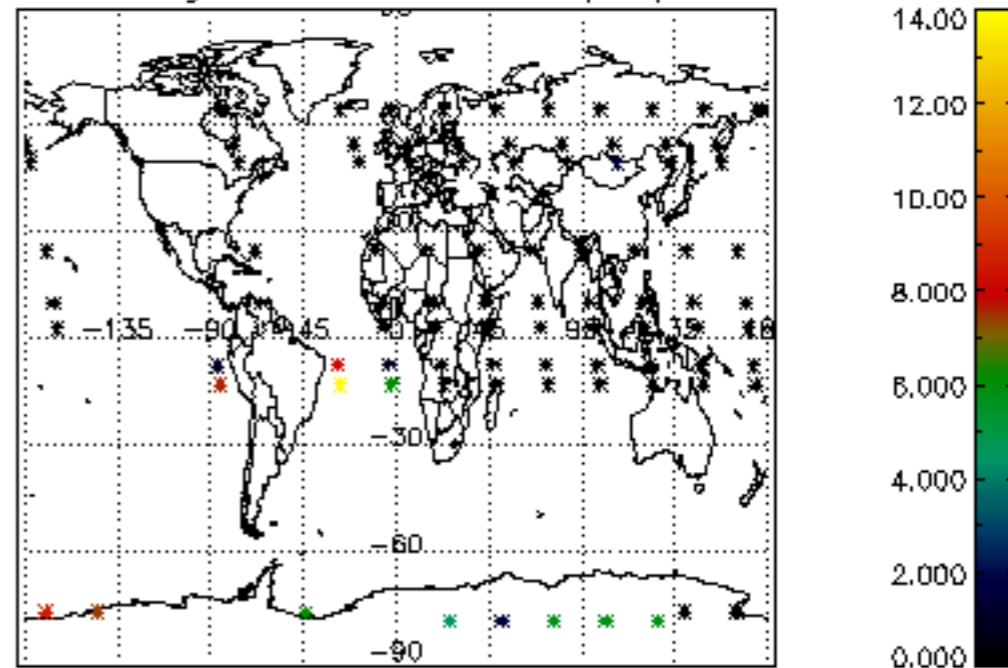
Percentage of datation errors per profile



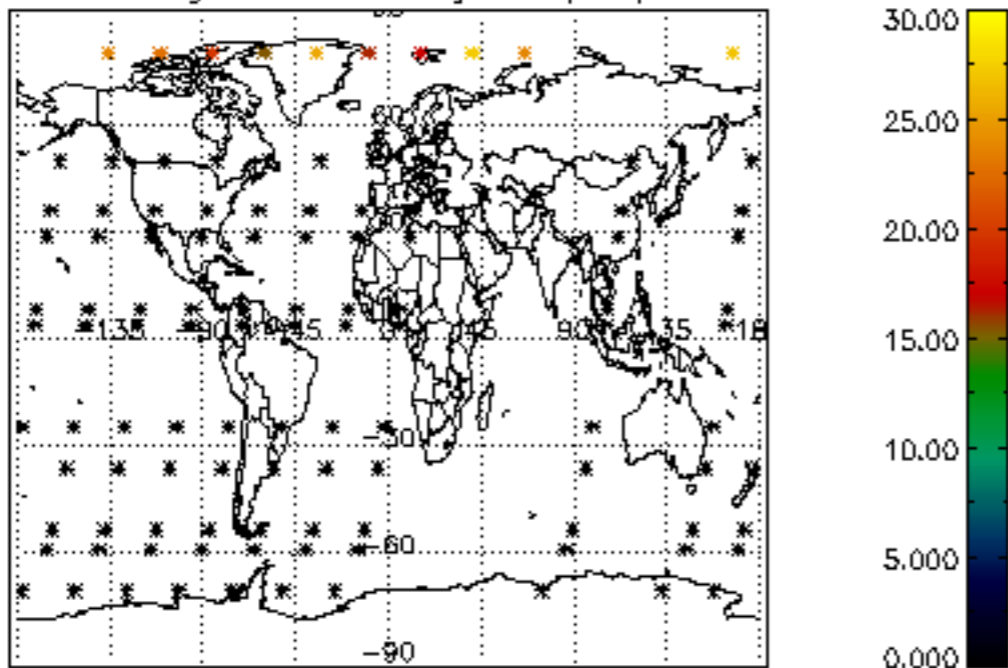
Percentage of star falling outside central band per profile



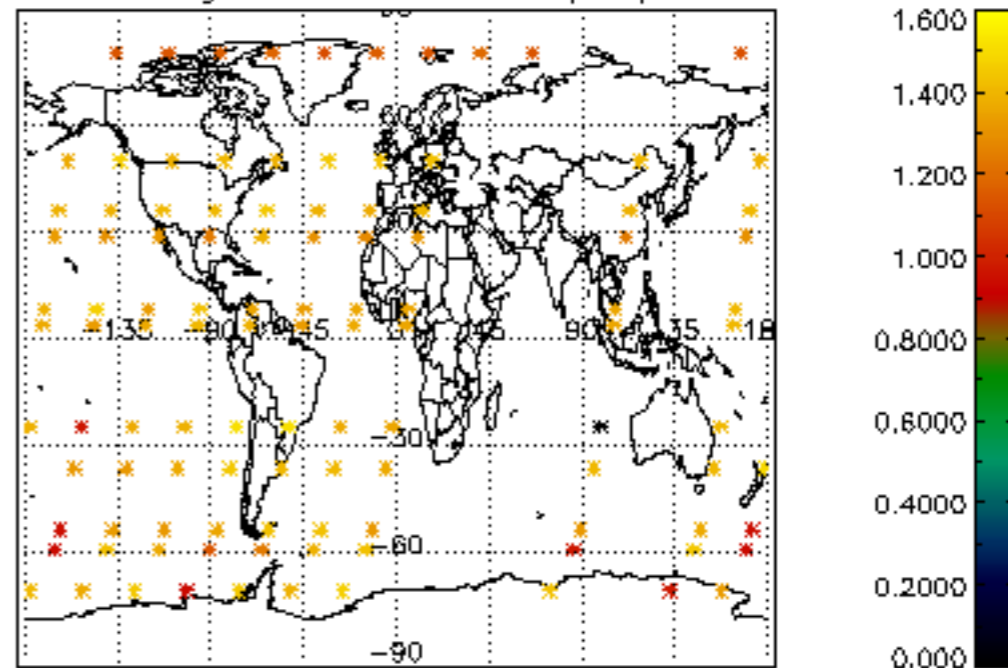
Percentage of saturation errors per profile



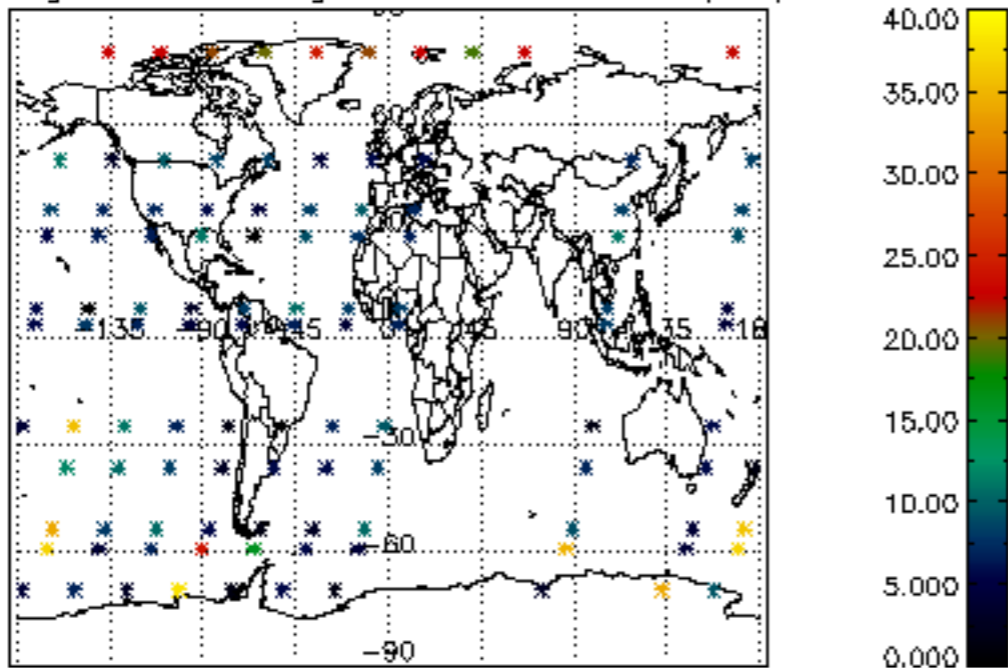
Percentage of cosmic ray hits per profile



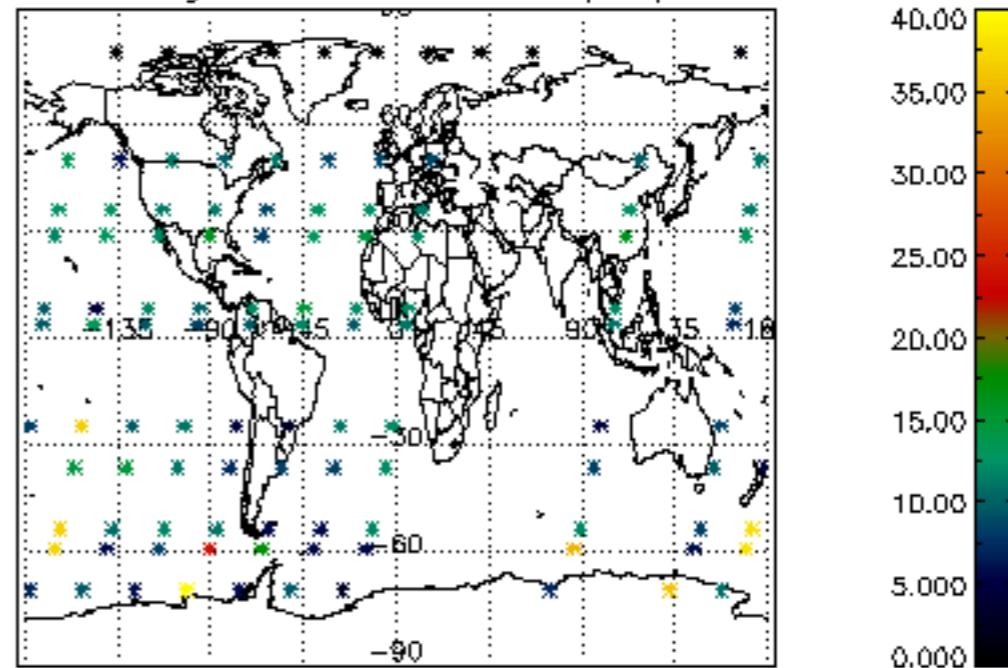
Percentage of datation errors per profile

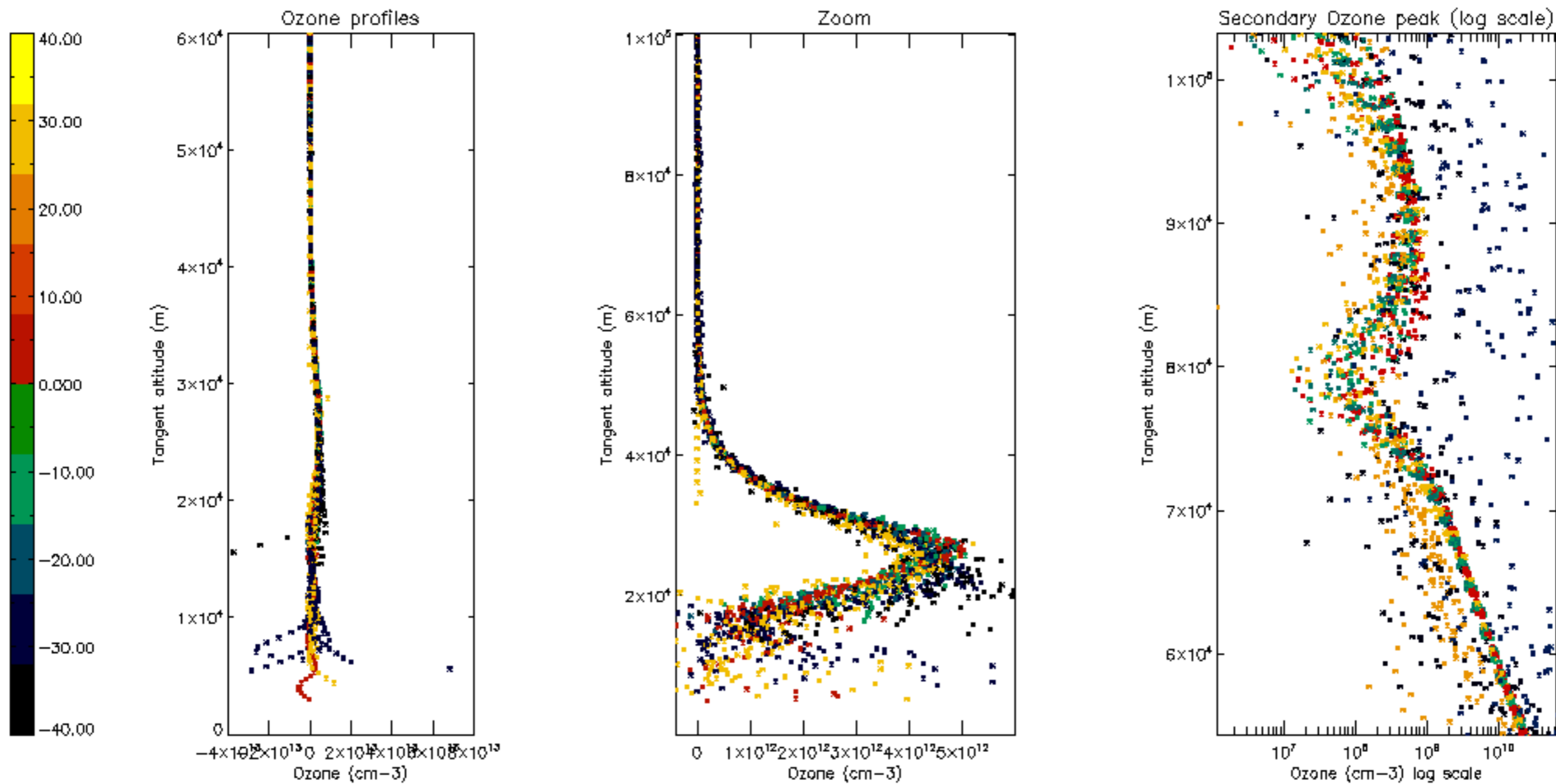


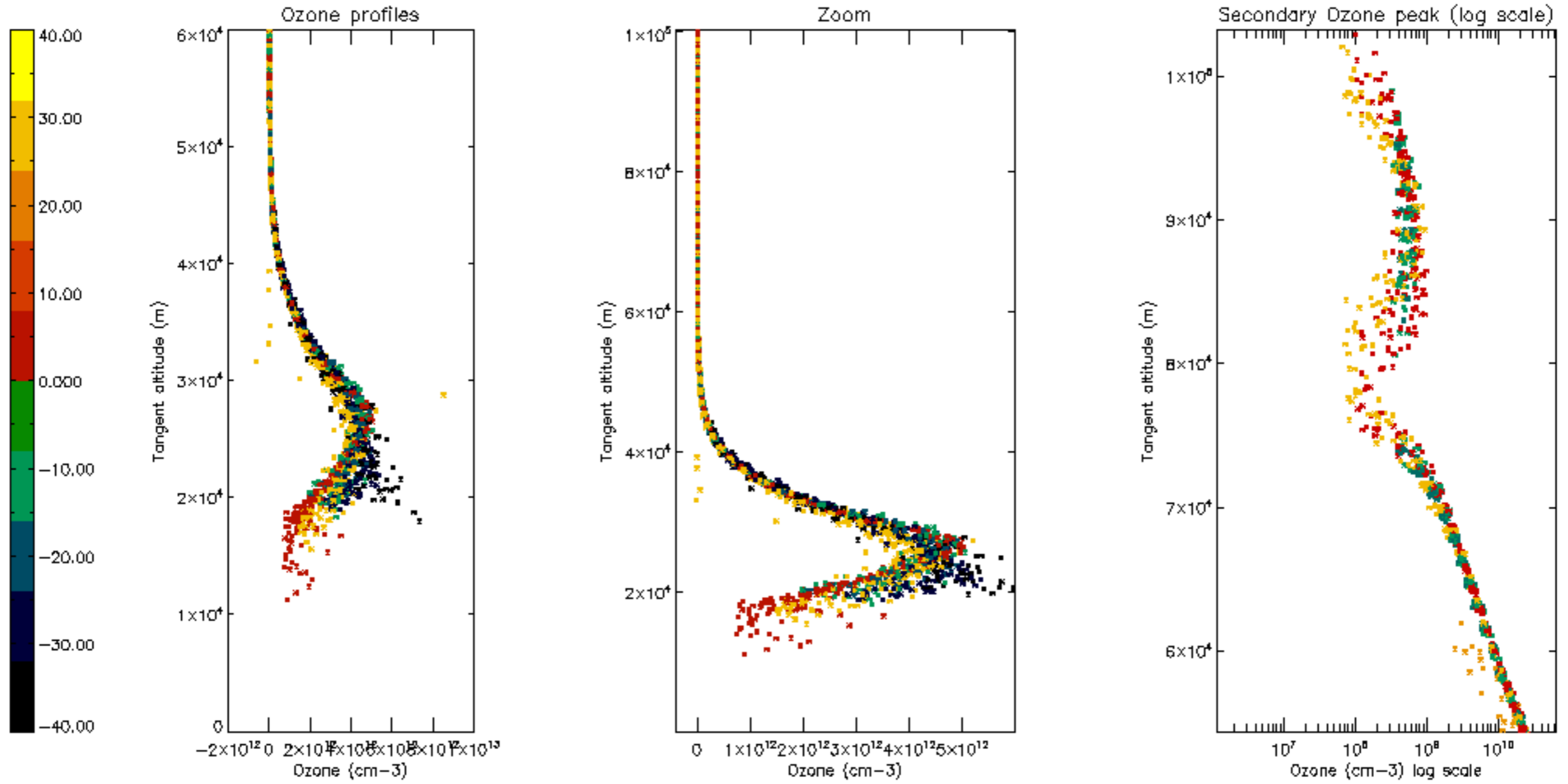
Percentage of star falling outside central band per profile



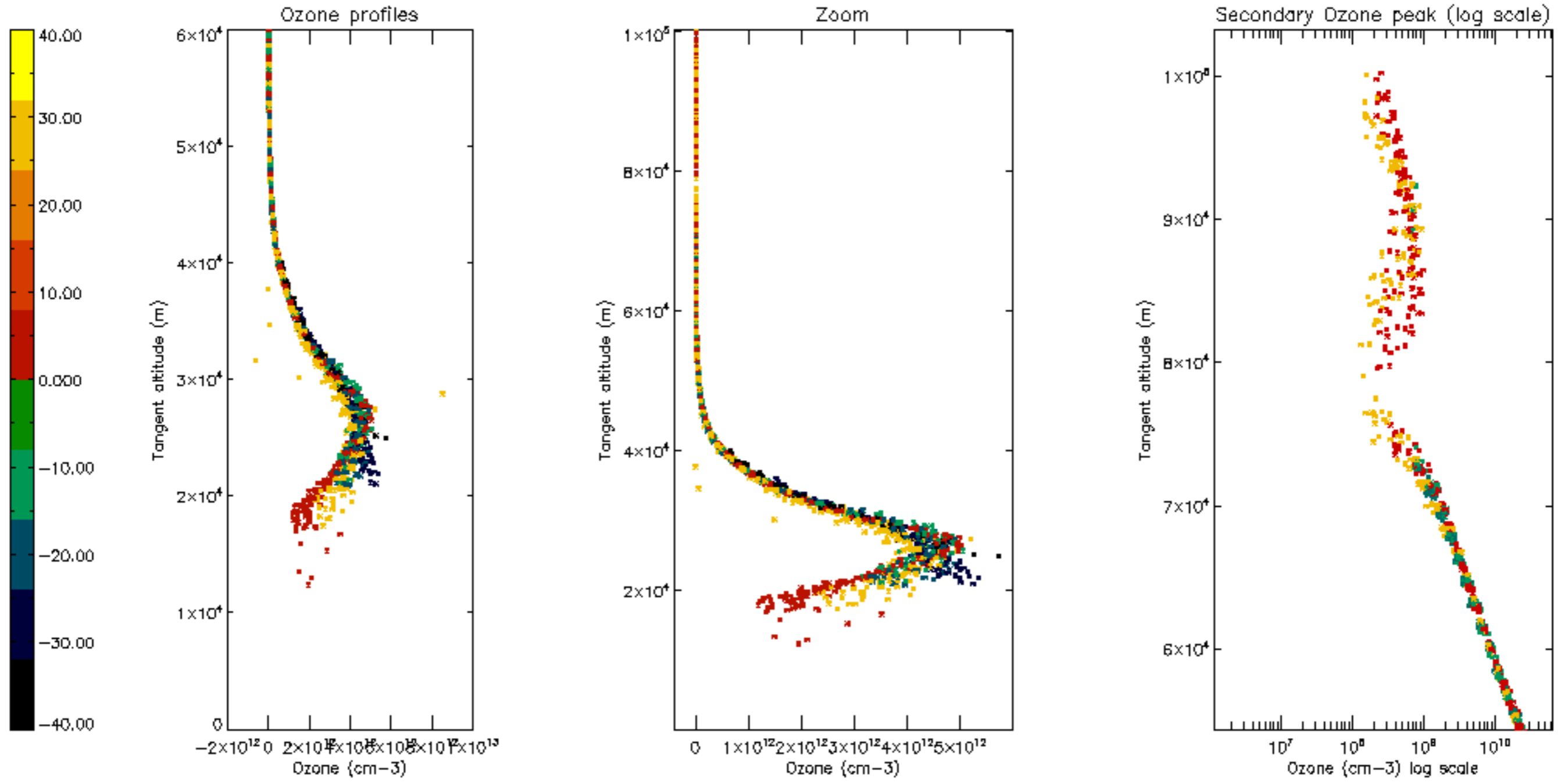
Percentage of saturation errors per profile

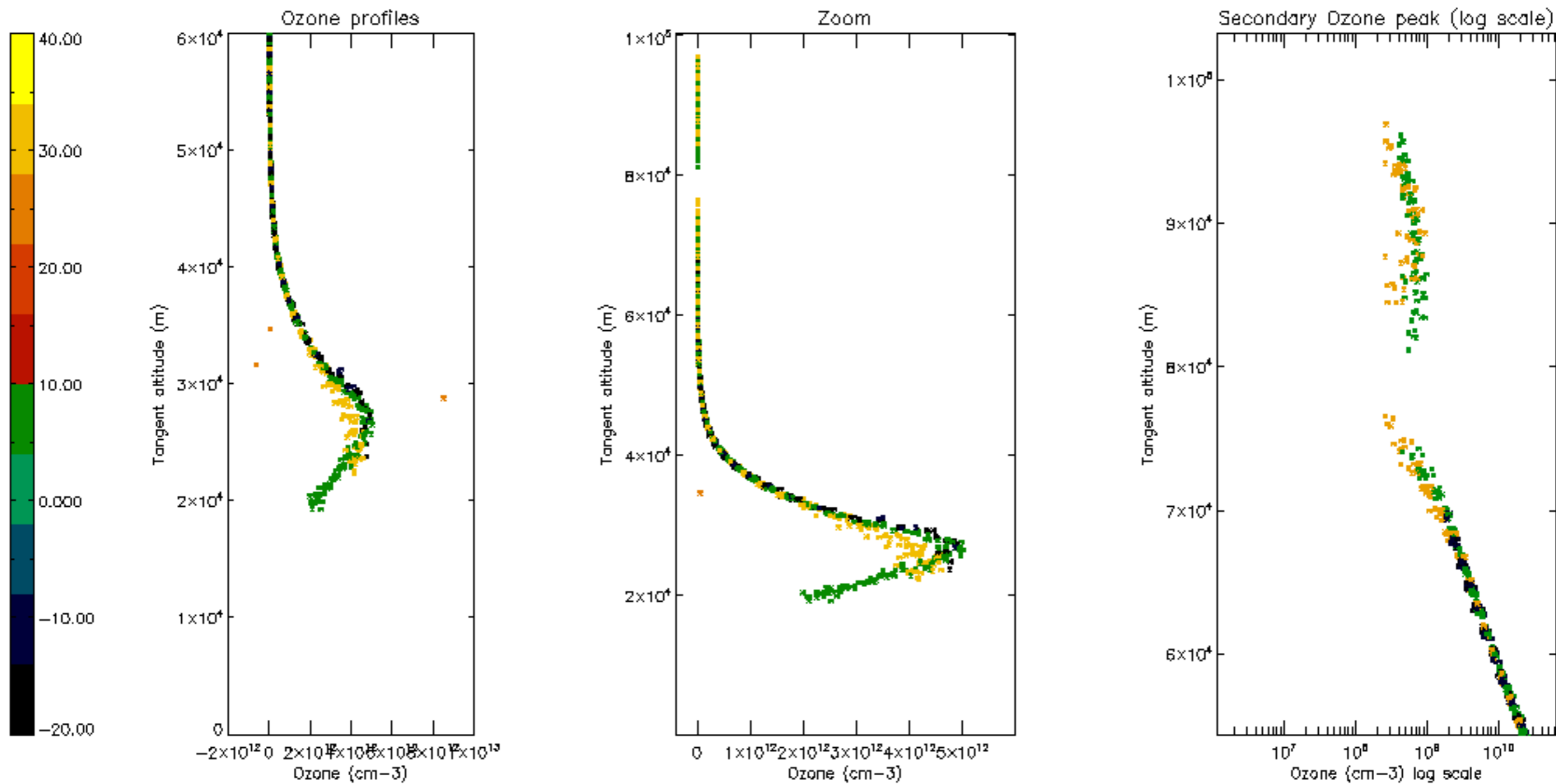


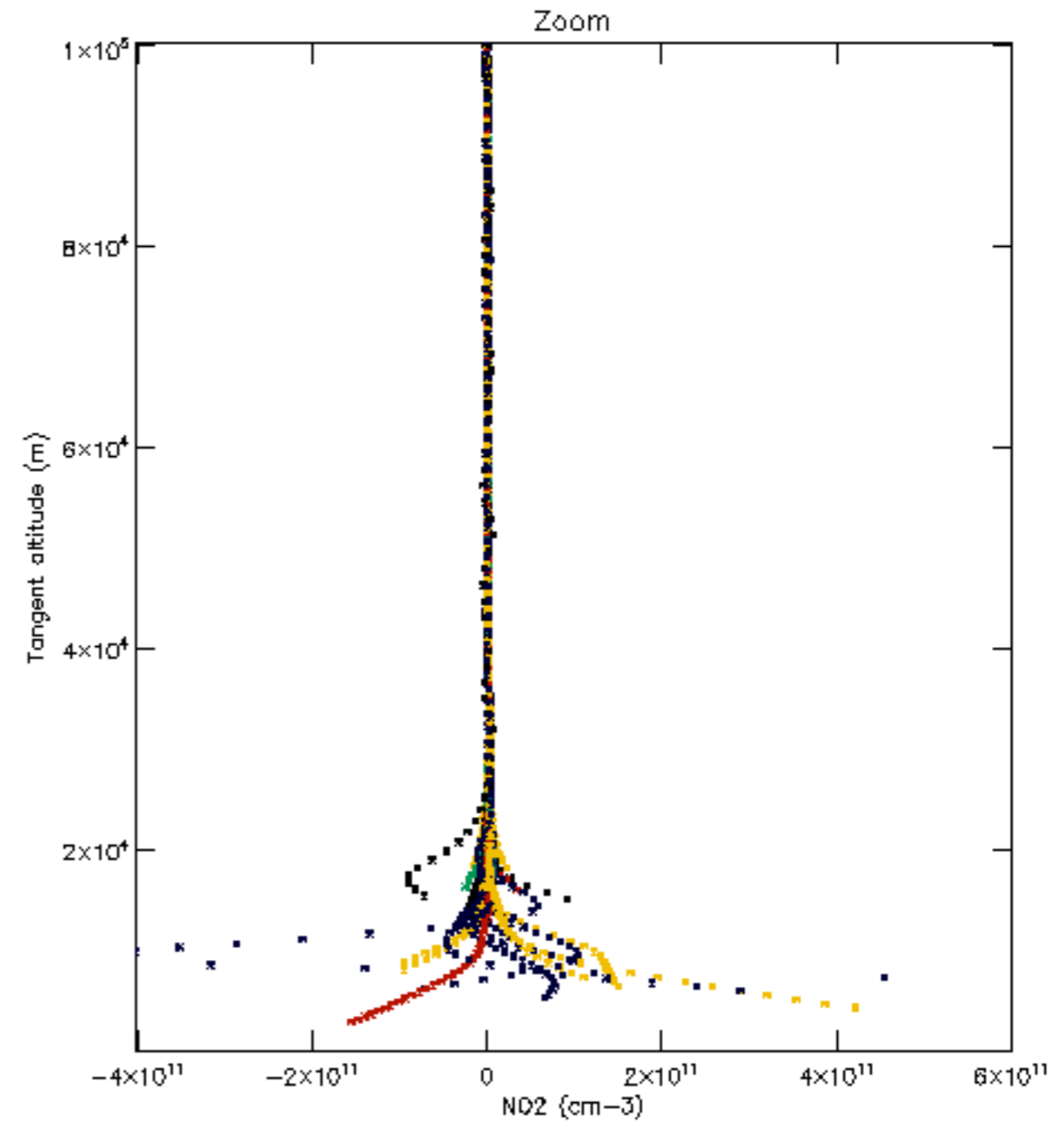
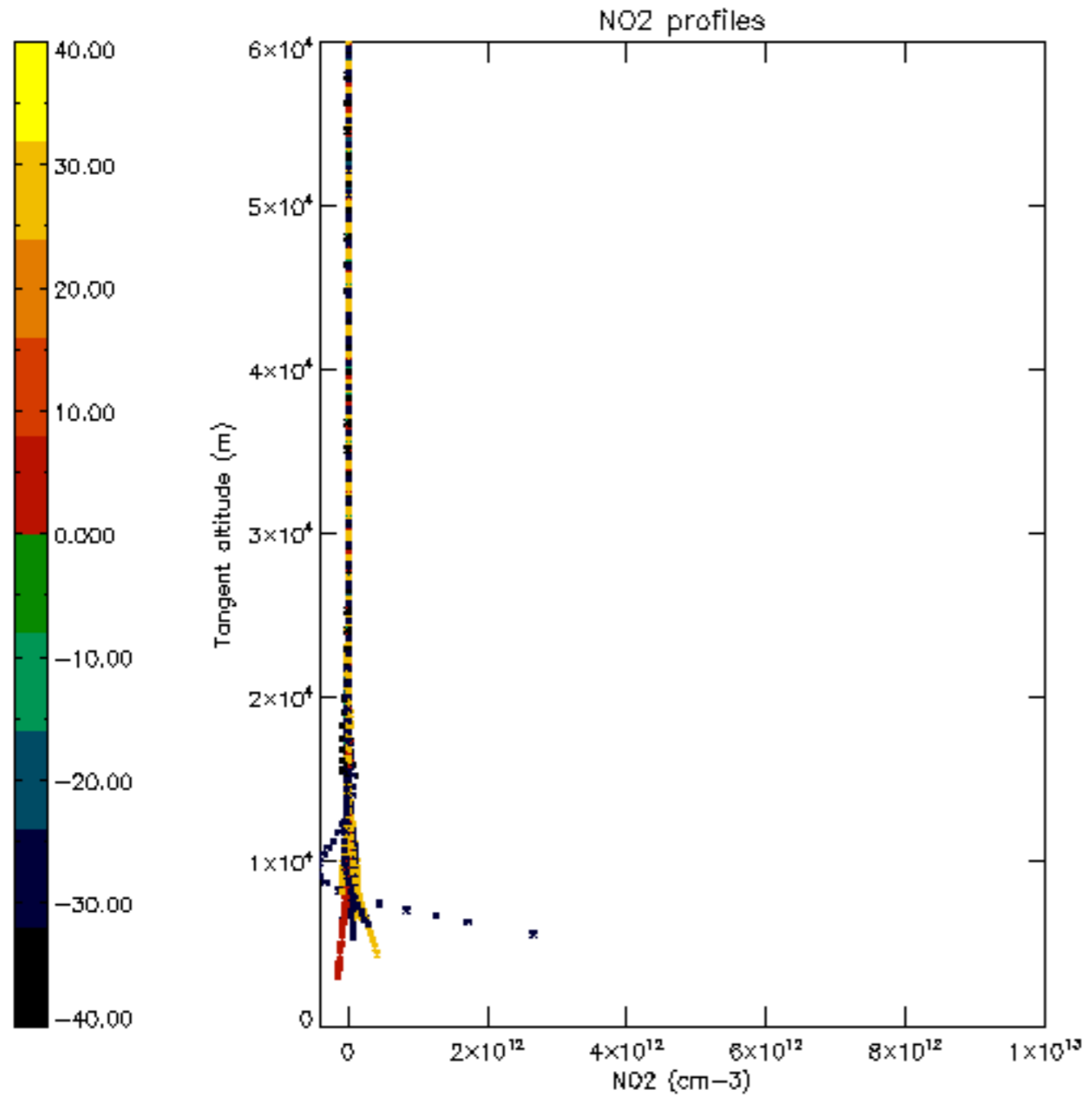


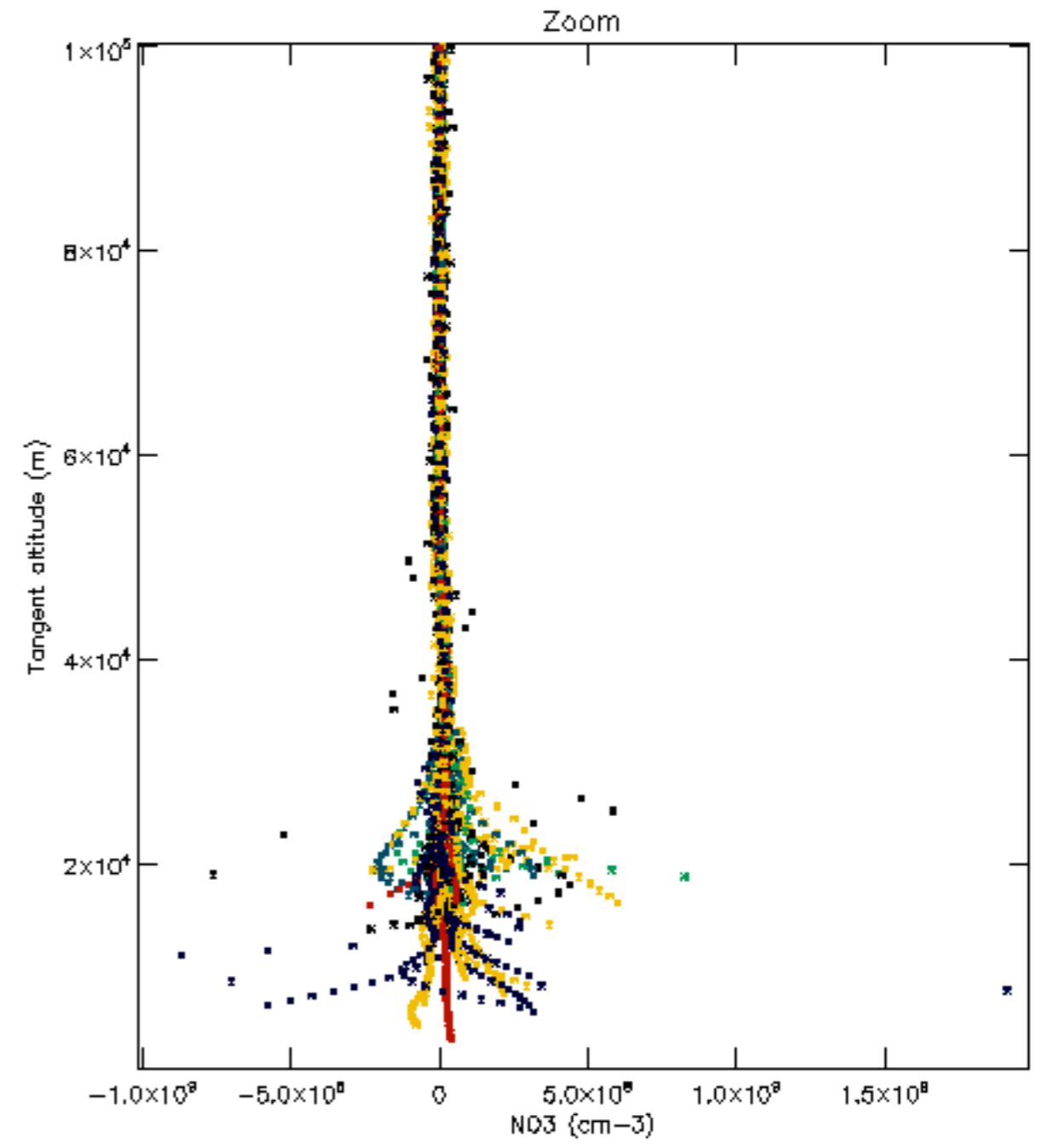
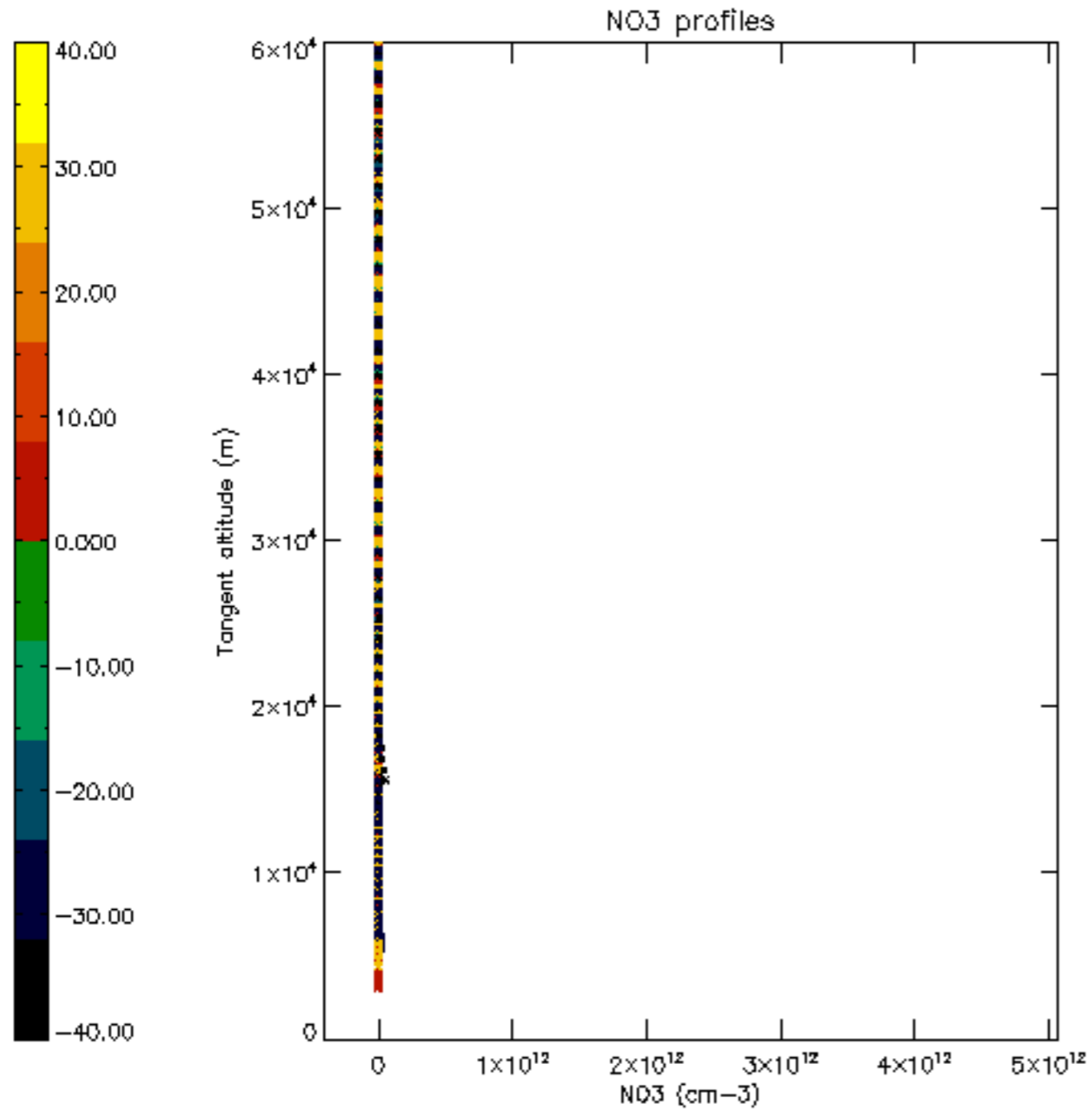




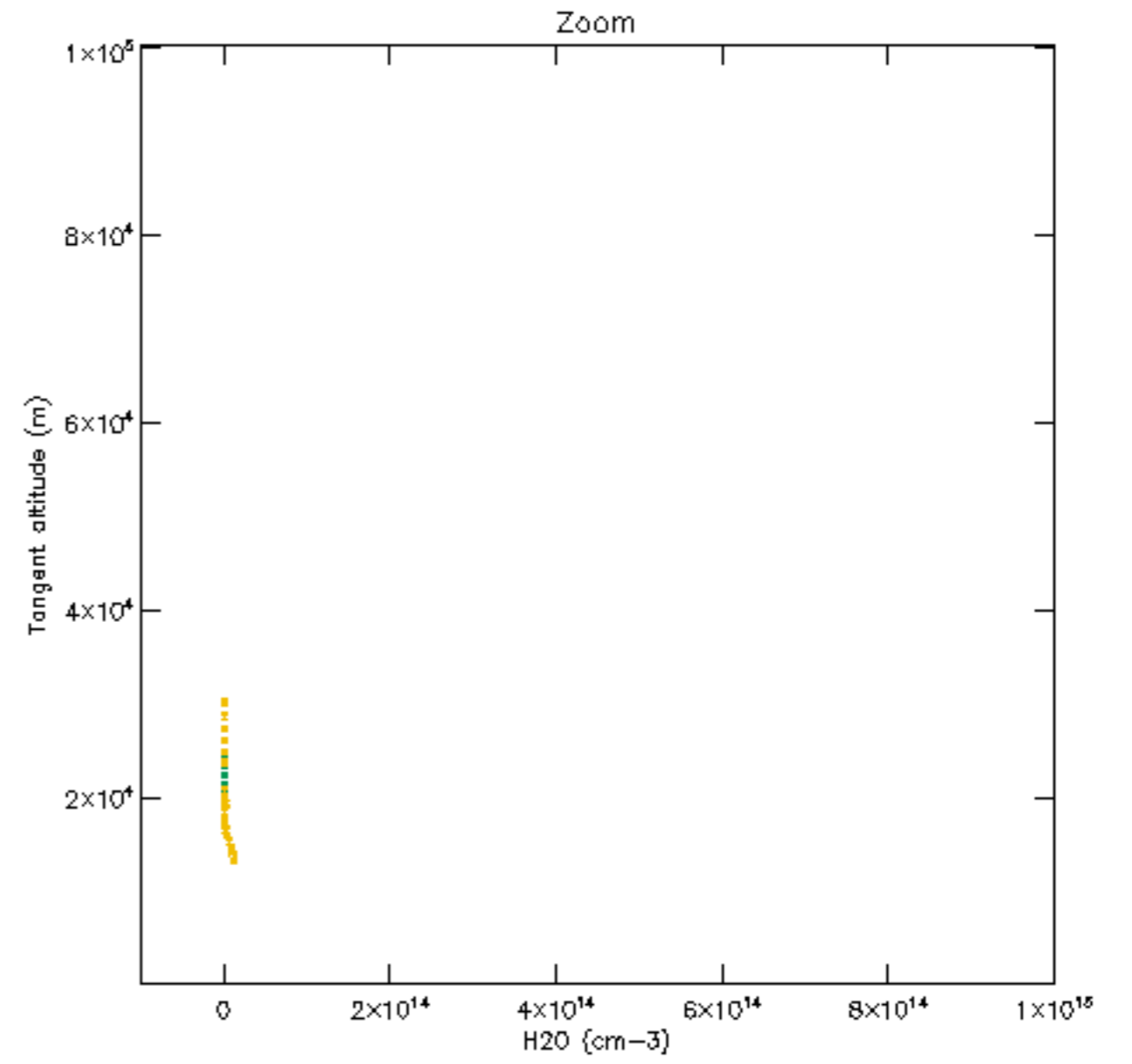
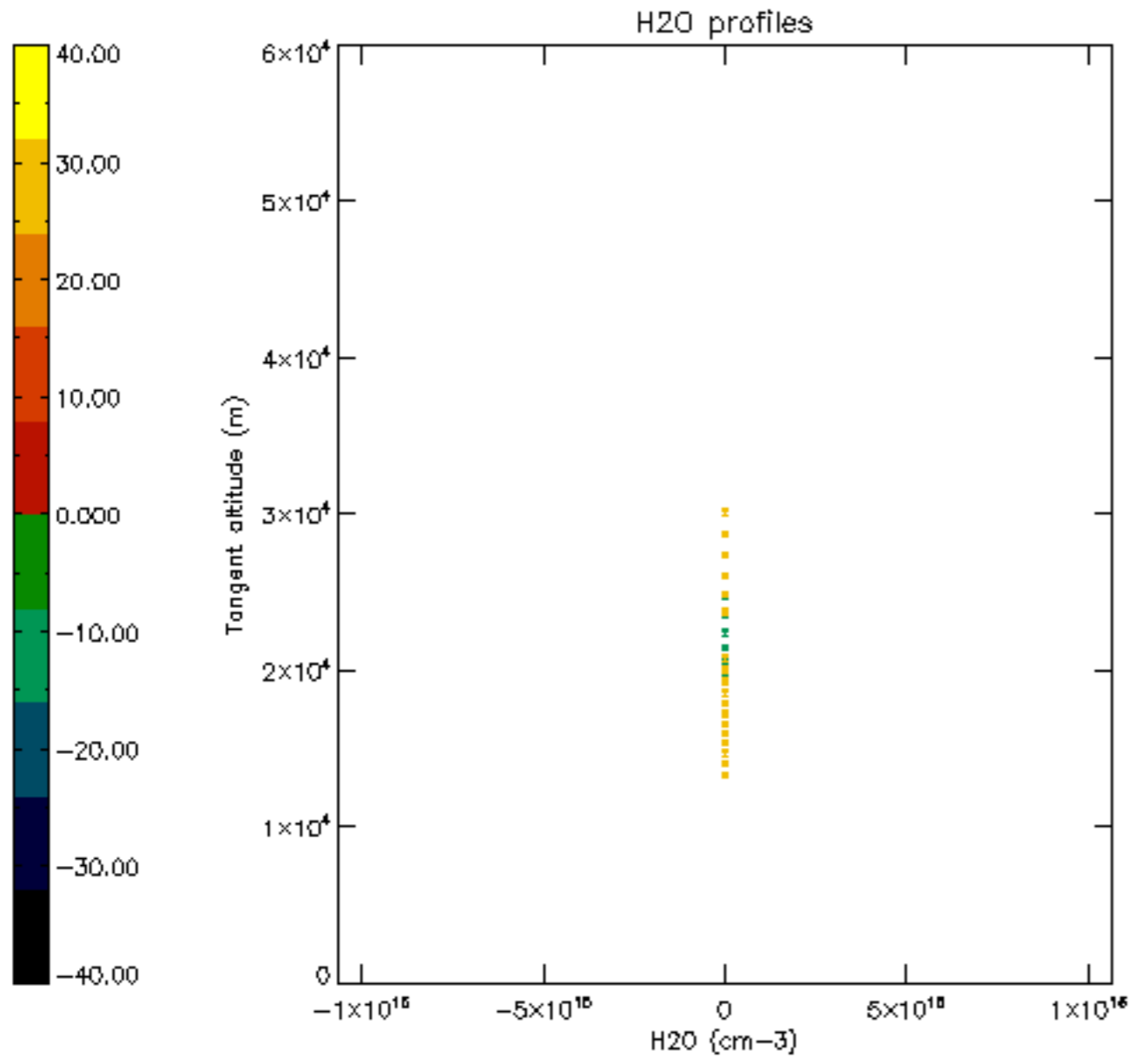


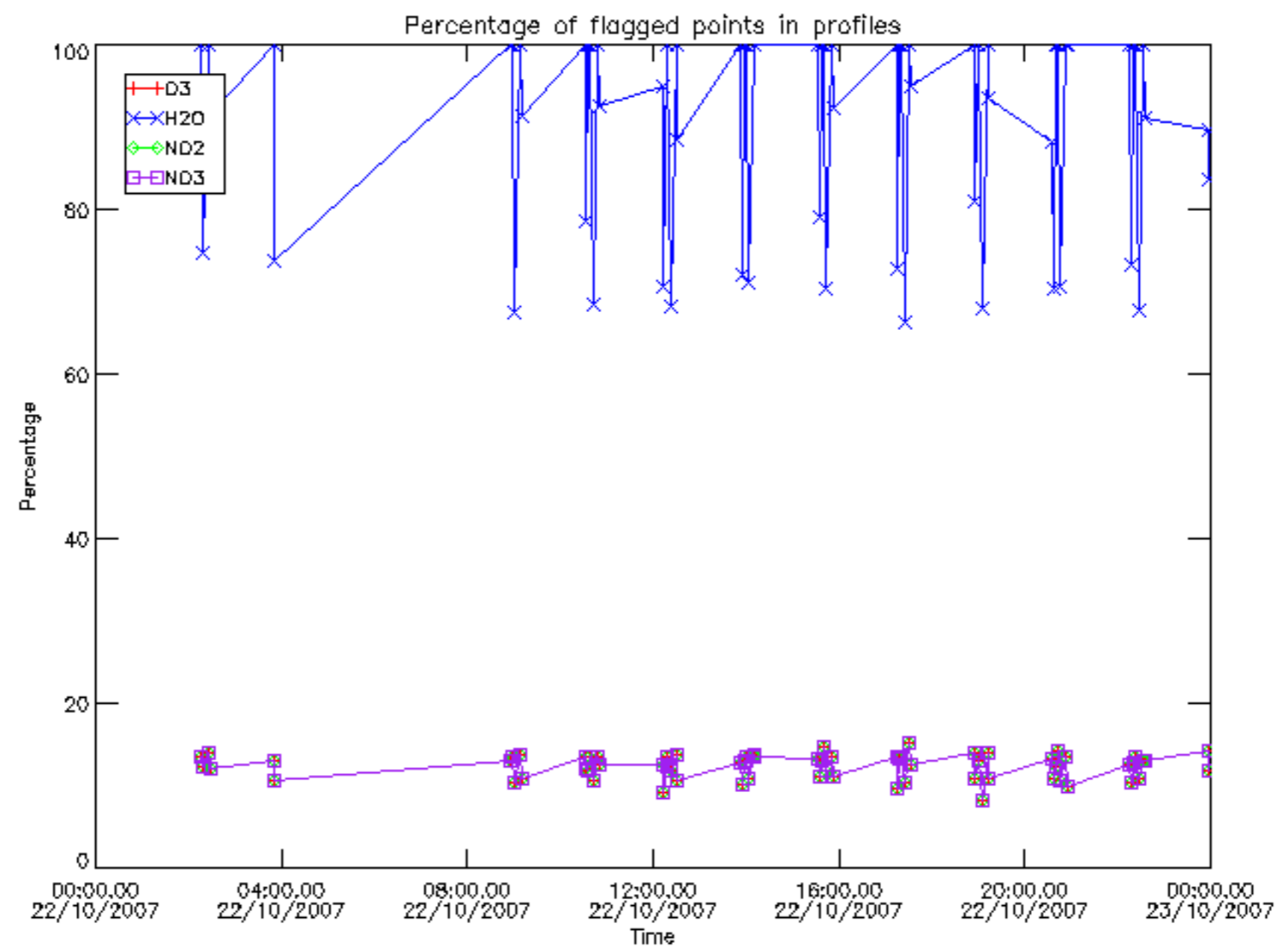




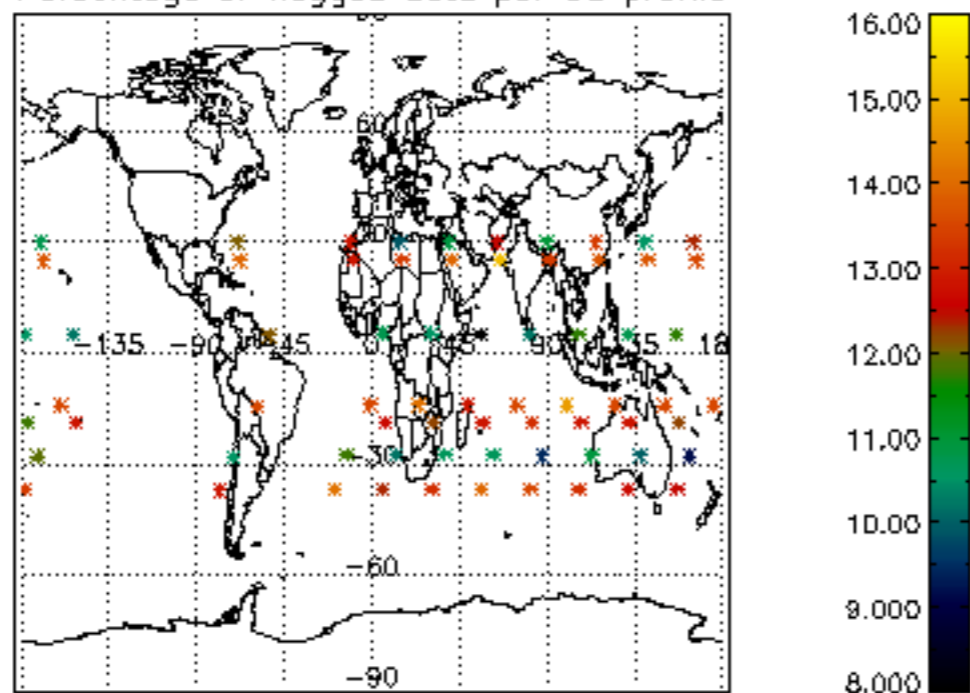




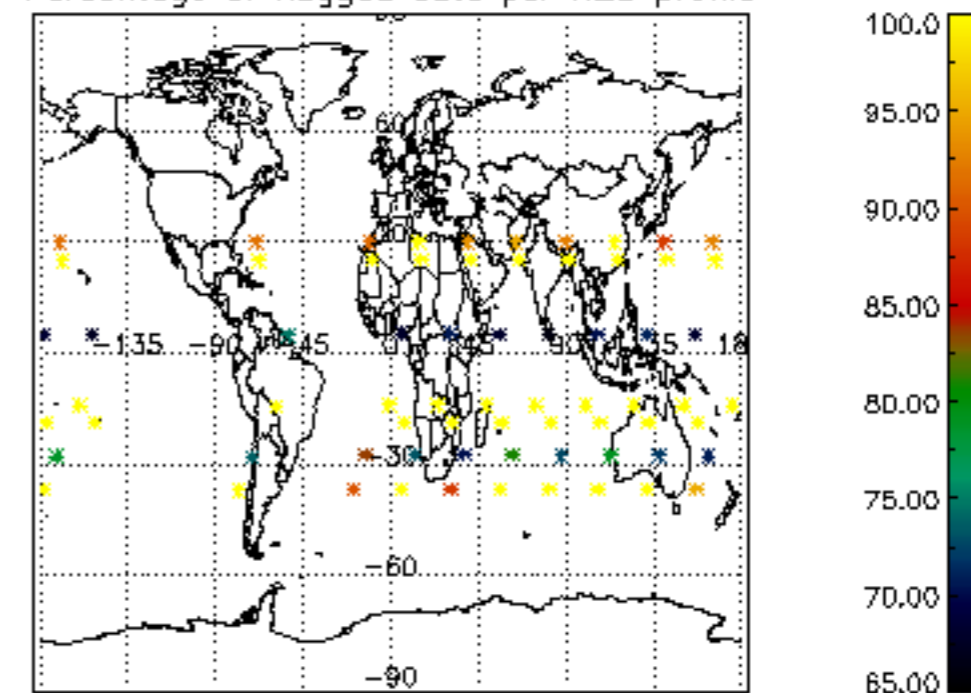




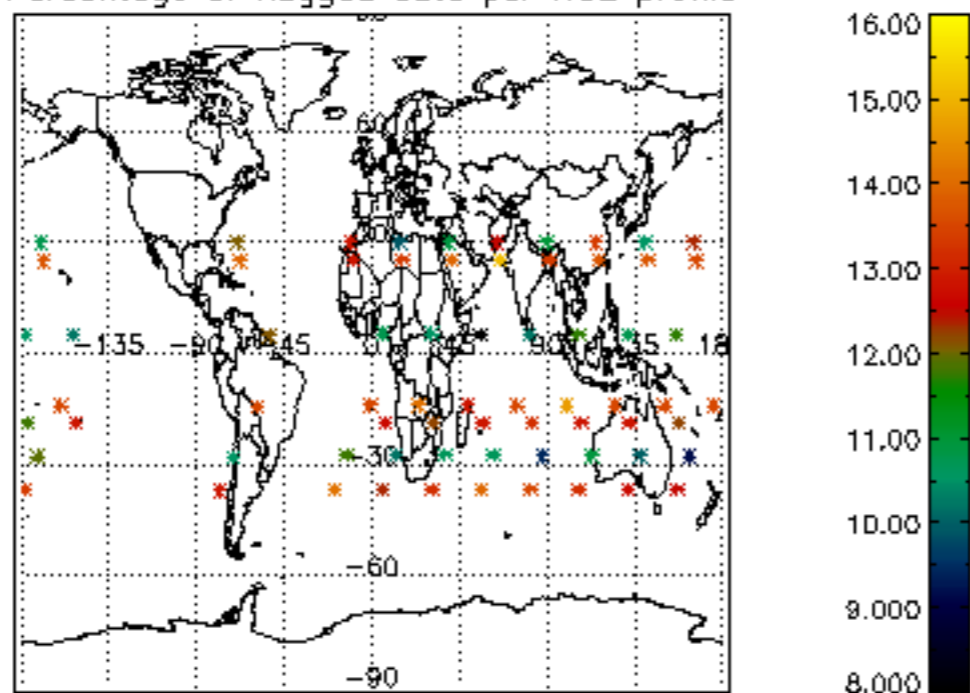
Percentage of flagged data per D3 profile



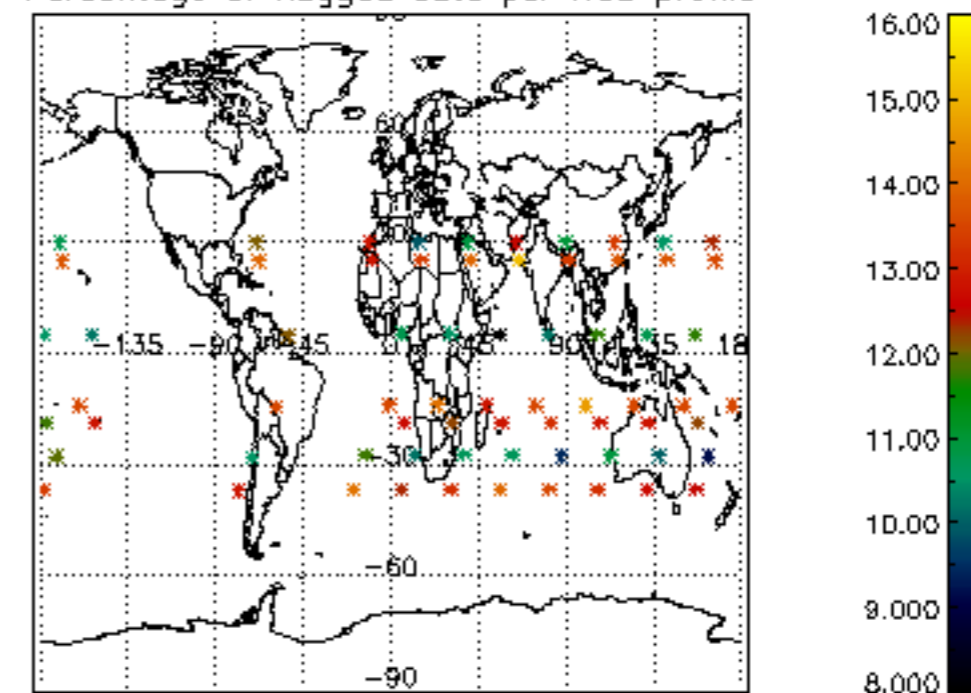
Percentage of flagged data per H2O profile

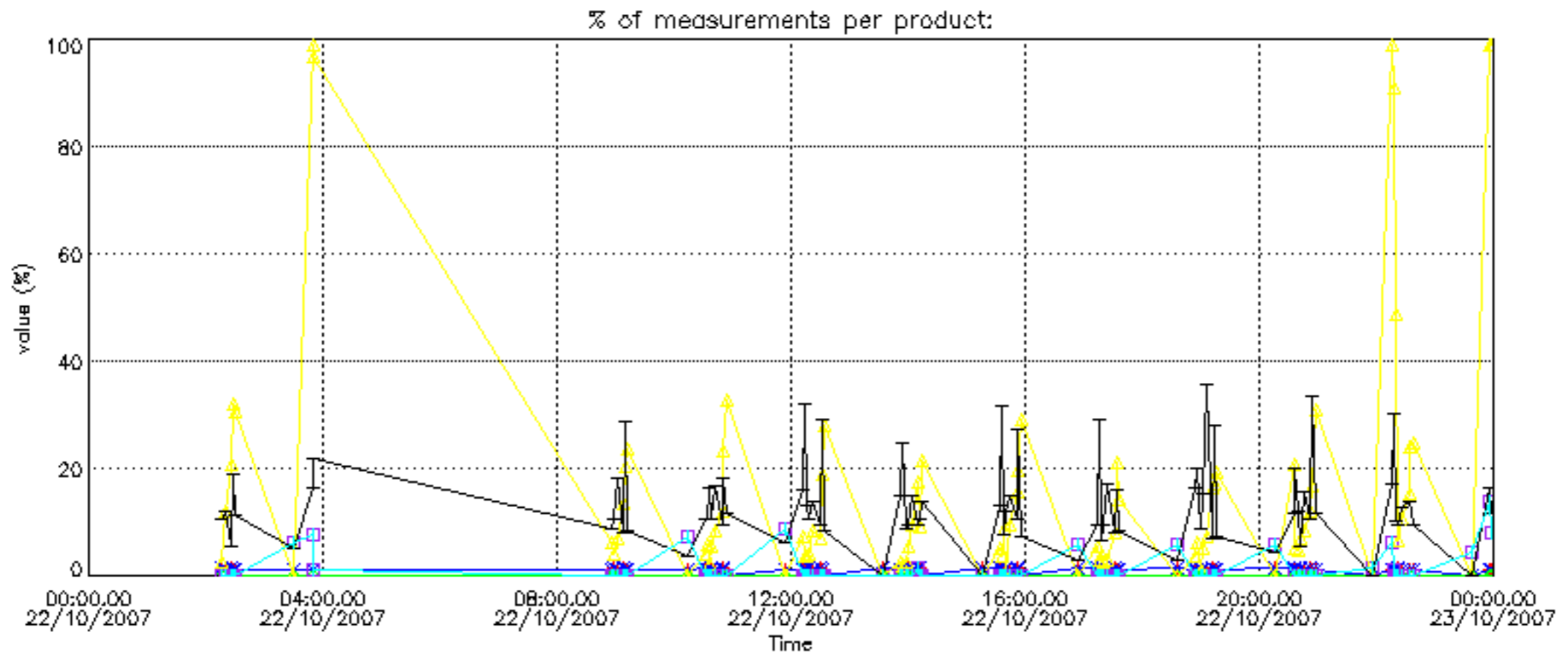


Percentage of flagged data per NO2 profile

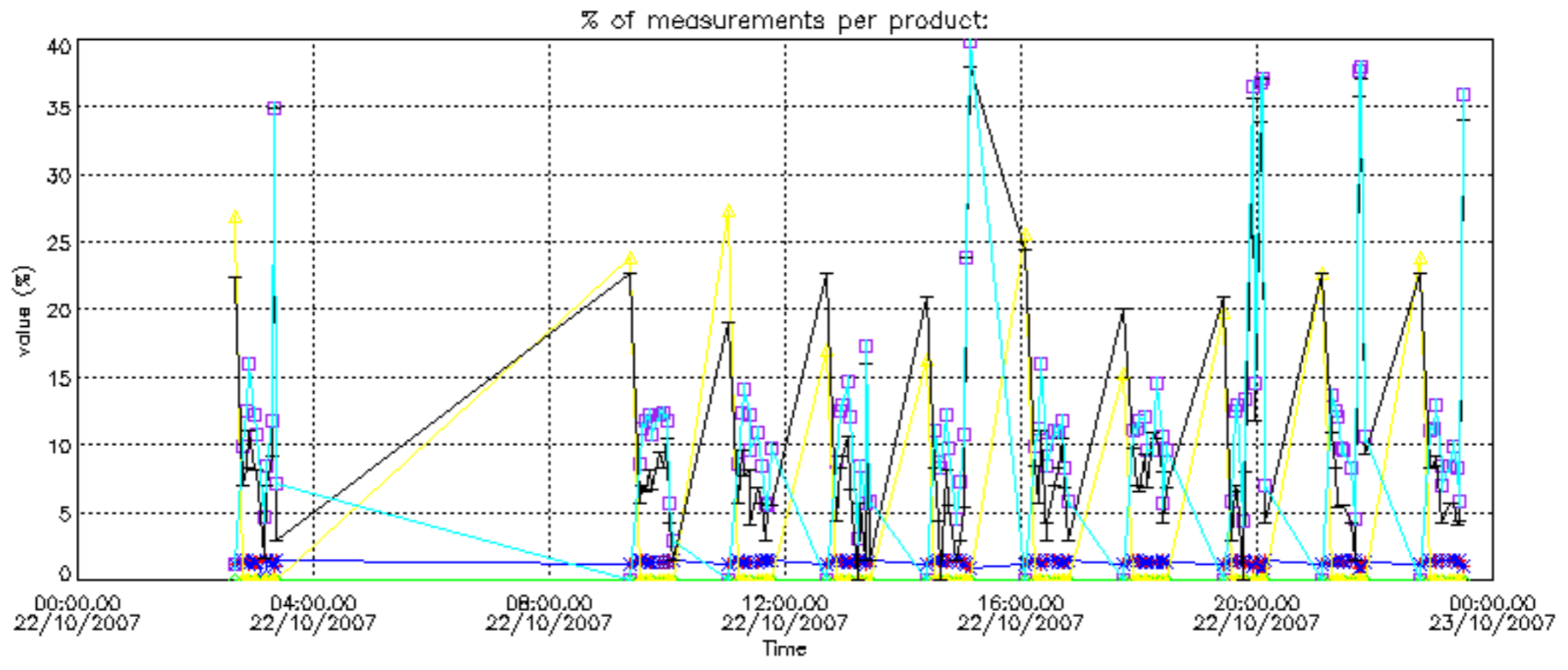


Percentage of flagged data per NO3 profile

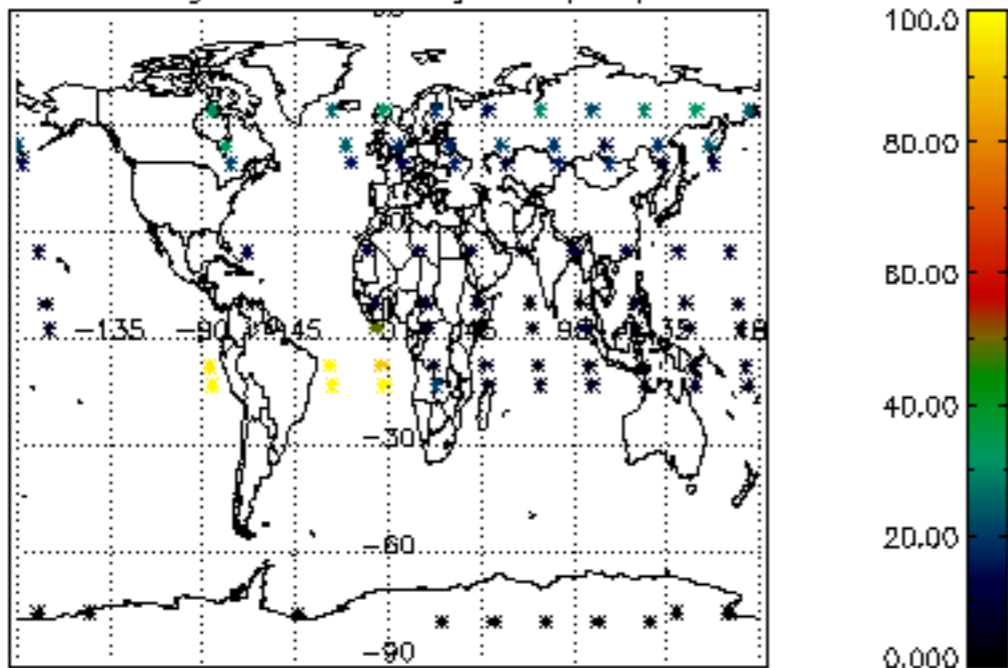




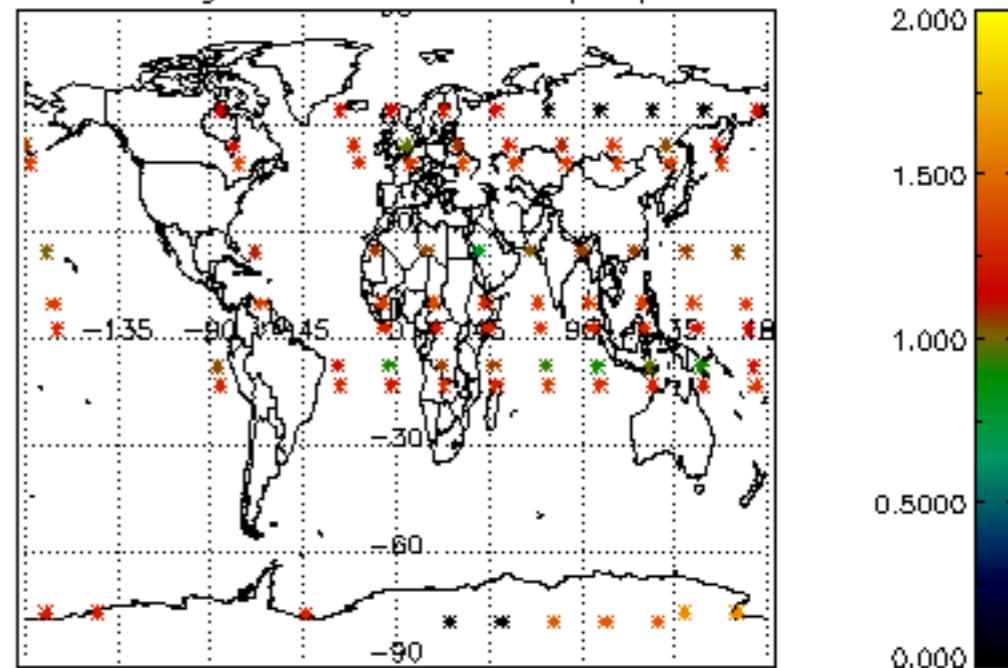




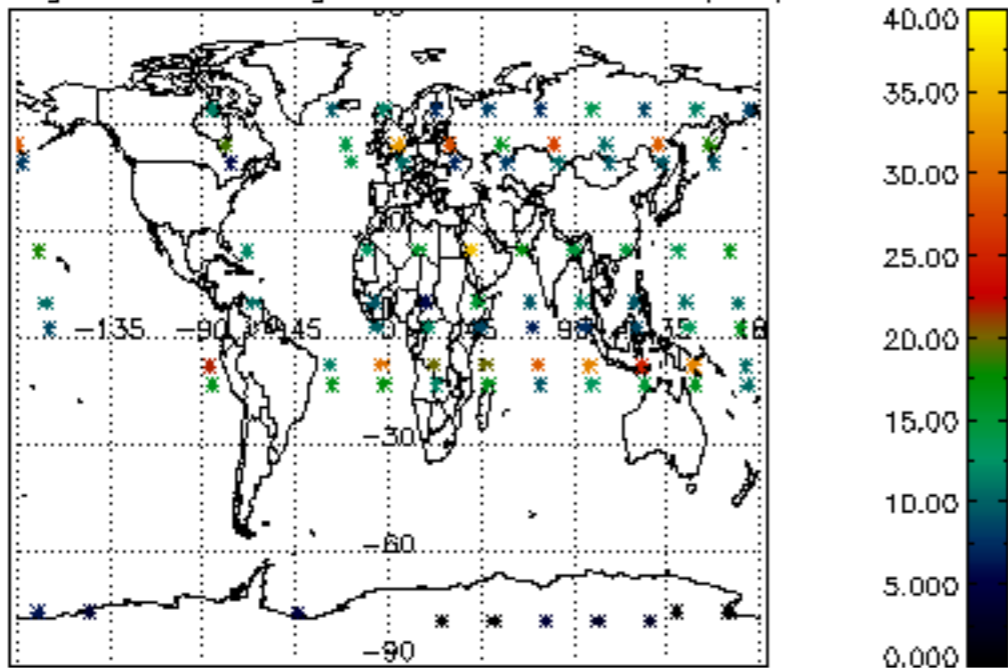
Percentage of cosmic ray hits per profile



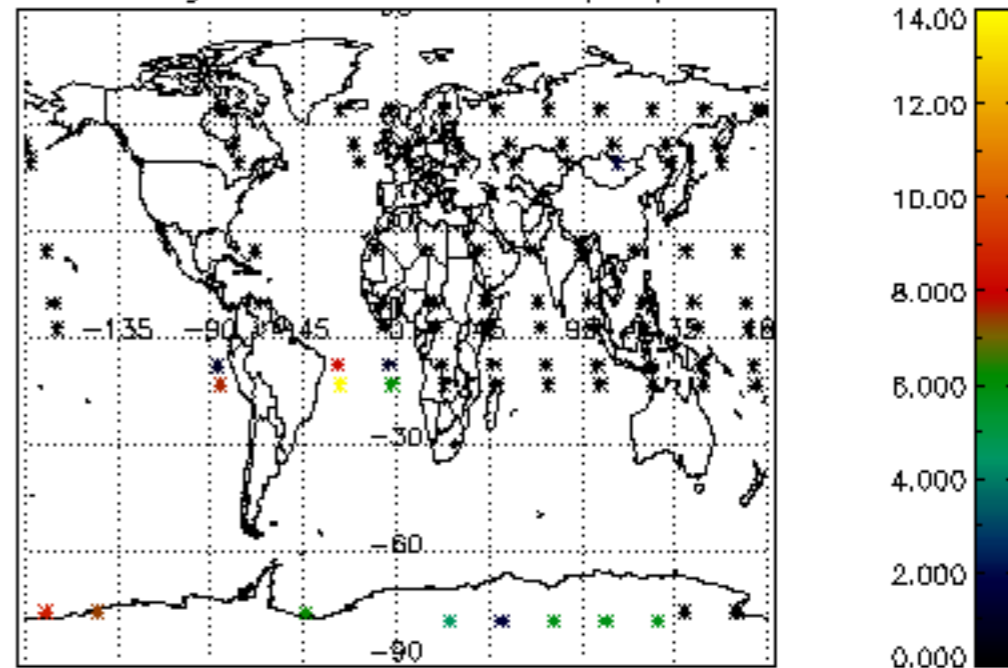
Percentage of datation errors per profile



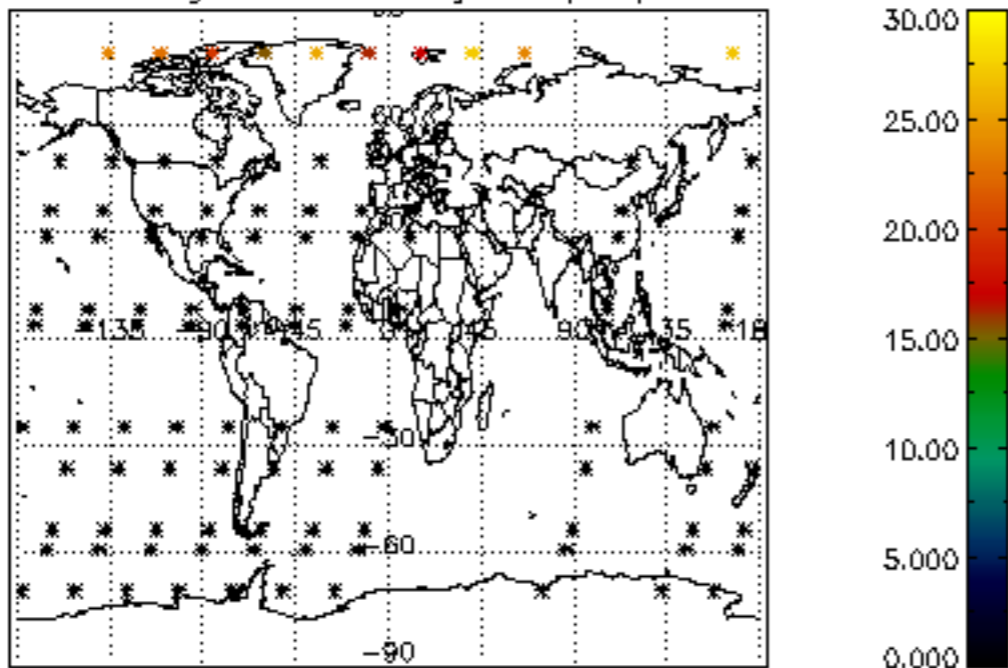
Percentage of star falling outside central band per profile



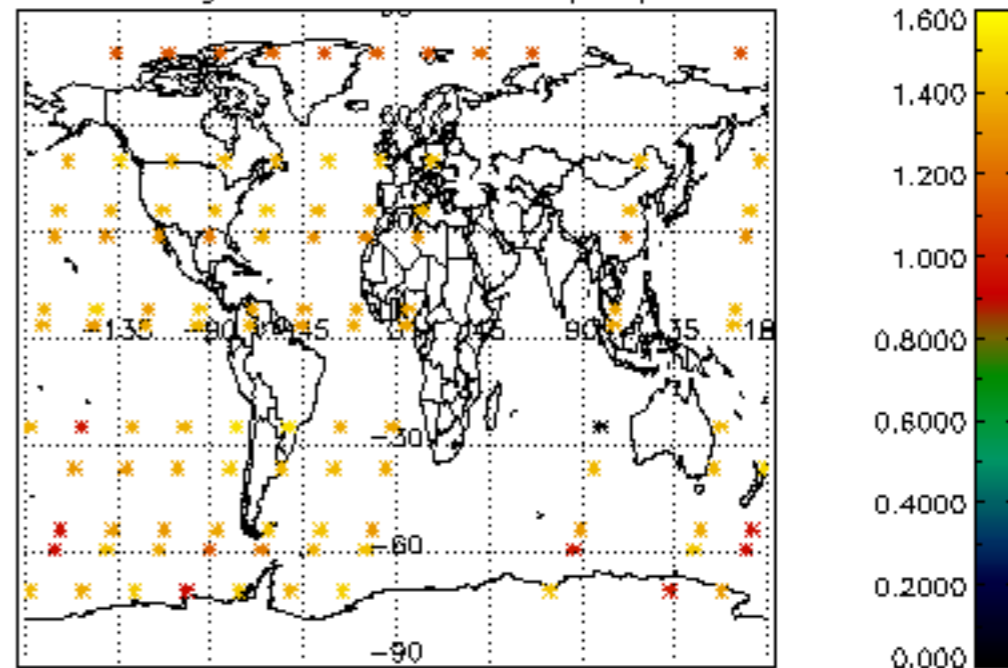
Percentage of saturation errors per profile



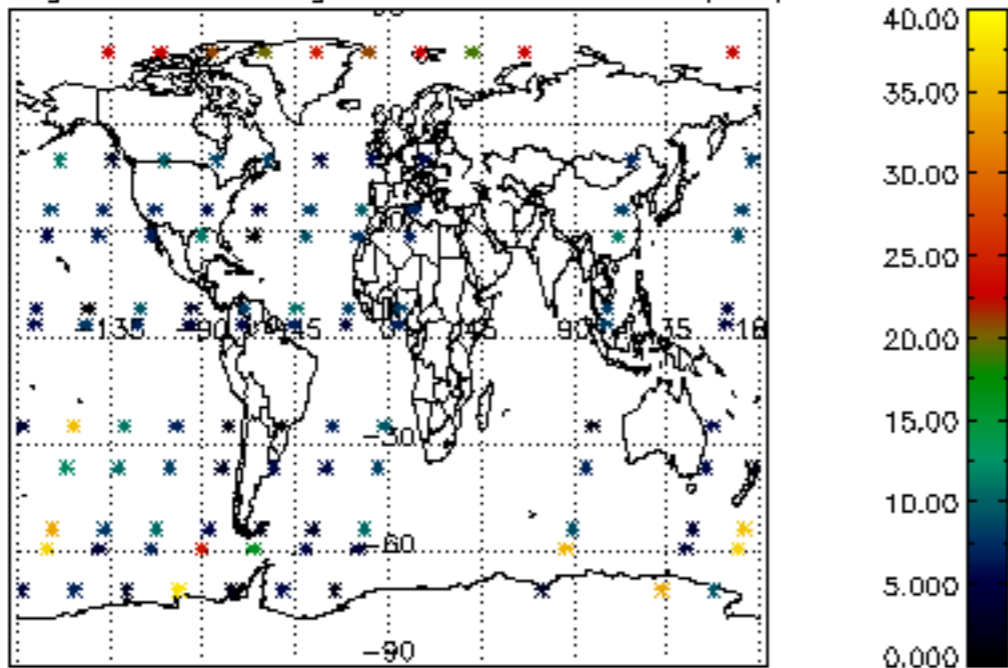
Percentage of cosmic ray hits per profile



Percentage of datation errors per profile



Percentage of star falling outside central band per profile



Percentage of saturation errors per profile

