

GOMOS Level 2 Daily Report

SUMMARY

[1. General Info](#)

[2. Summary of processed GOM_NL_2P products](#)

[3. Level 2 Quality information per product](#)

[3.1 Plot of level 2 quality information per product \(time dependant\)](#)

[3.2 Plot of level 2 quality information per product \(world map\)](#)

[4. Level 1 Quality information per product \(stored on level 2 products\)](#)

[4.1 Plot of level 1 quality information per product \(time dependant\)](#)

[4.1.1 Plot of level 1 quality information per product \(time dependant\): ASCENDING](#)

[4.1.2 Plot of level 1 quality information per product \(time dependant\): DESCENDING](#)

[4.2 Plot of level 1 quality information per product \(world map\)](#)

[4.2.1 Plot of level 1 quality information per product \(world map\): ASCENDING](#)

[4.2.2 Plot of level 1 quality information per product \(world map\): DESCENDING](#)

[5. Ozone profiles based on quality statistics and other trace gas profiles](#)

[5.1 Ozone statistics based on quality of products](#)

[5.2 Plot ozone profiles for all STD \(dark without errors\)](#)

[5.3 Plot ozone profiles where STD < 20% \(dark without errors\)](#)

[5.4. Plot ozone profiles where STD < 10% \(dark without errors\)](#)

[5.5. Plot ozone profiles where STD < 5% \(dark without errors\)](#)

[5.6 Plot NO2 profiles for all STD \(dark without errors\)](#)

[5.7 Plot NO3 profiles for all STD \(dark without errors\)](#)

[5.8 Plot H2O profiles \(only for occultations of stars 1,2,3,4,13,14,16,26,63 dark without errors\) for all STD](#)

[6. Auxiliary Data Files used for the production reported in section 2](#)

This report presents the daily analysis on parameters extracted from GOMOS level 2 data (GOM_NL__2P). It is intended to monitor some important parameters that will impact the quality of these products. A list of level 2 products (and content) that have arrived during the reporting day to the PCF is also given.

Item	Value
Time of report generation	23APR2013 08:14:46
Data source version	GOMOS/6.01
Start time of products	21-10-2007 (21OCT2007 00:00:00)
Stop time of products	22-10-2007 (22OCT2007 00:00:00)
Store outputs in DB	Yes
Nb of level 2 prods	140
Nb of prods with errors	0

2. Summary of processed GOM_NL__2P products.

Nr	Filename	UTC Start time	Limb	Duration	Star Id	Star Name	Star Mag	Star Temp	Nb Meas	Orbit	Prod. error
1	GOM_NL__2PRFIN20071021_024500_000000442062_00376_29488_6458.N1	21-OCT-2007 02:45:00	Dark	44.000	34	Gam2Vel	1.7930	23000.	88	29488	No
2	GOM_NL__2PRFIN20071021_024645_000000382062_00376_29488_6459.N1	21-OCT-2007 02:46:45	Dark	37.500	29	Bet Car	1.6720	10200.	75	29488	No
3	GOM_NL__2PRFIN20071021_025040_000000502062_00376_29488_6460.N1	21-OCT-2007 02:50:40	Dark	50.000	2	Alp Car	-0.73600	7000.0	100	29488	No
4	GOM_NL__2PRFIN20071021_025749_000000382062_00376_29488_6461.N1	21-OCT-2007 02:57:49	Dark	37.500	143	Alp Hyi	2.8570	7200.0	75	29488	No
5	GOM_NL__2PRFIN20071021_025914_000000422062_00376_29488_6462.N1	21-OCT-2007 02:59:14	Dark	42.000	9	Alp Eri	0.45300	24000.	84	29488	No
6	GOM_NL__2PRFIN20071021_030203_000000442062_00376_29488_6463.N1	21-OCT-2007 03:02:03	Straylight	43.500	157	The1Eri	2.9060	9300.0	87	29488	No
7	GOM_NL__2PRFIN20071021_031043_000000432062_00376_29488_6464.N1	21-OCT-2007 03:10:43	Straylight	43.000	52	16Bet Cet	2.0370	4500.0	86	29488	No
8	GOM_NL__2PRFIN20071021_032015_000000352062_00376_29488_6465.N1	21-OCT-2007 03:20:15	Bright	34.500	140	88Gam Peg	2.8340	26000.	69	29488	No
9	GOM_NL__2PRFIN20071021_032410_000000362062_00376_29488_6466.N1	21-OCT-2007 03:24:10	Bright	35.500	58	21Alp And	2.0730	11000.	71	29488	No
10	GOM_NL__2PRFIN20071021_032621_000000412062_00376_29488_6467.N1	21-OCT-2007 03:26:21	Bright	40.500	53	43Bet And	2.0480	3300.0	81	29488	No
11	GOM_NL__2PRFIN20071021_033201_000000362062_00376_29488_6468.N1	21-OCT-2007 03:32:01	Bright	36.000	68	18Alp Cas	2.2250	4500.0	72	29488	No
12	GOM_NL__2PRFIN20071021_033320_000000362062_00376_29488_6469.N1	21-OCT-2007 03:33:20	Bright	36.000	76	27Gam Cas	2.3000	30000.	72	29488	No
13	GOM_NL__2PRFIN20071021_034111_000000342062_00376_29488_6470.N1	21-OCT-2007 03:41:11	Bright	33.500	49	1Alp UMi	1.9900	6300.0	67	29488	No
14	GOM_NL__2PRFIN20071021_034427_000000332062_00376_29488_6471.N1	21-OCT-2007 03:44:27	Bright	33.000	60	7Bet UMi	2.0810	3950.0	66	29488	No
15	GOM_NL__2PRFIN20071021_034926_000000382062_00376_29488_6472.N1	21-OCT-2007 03:49:26	Bright	38.000	36	50Alp UMa	1.8000	6300.0	76	29488	No
16	GOM_NL__2PRFIN20071021_035100_000000362062_00376_29488_6473.N1	21-OCT-2007 03:51:00	Bright	35.500	82	48Bet UMa	2.3650	10600.	71	29488	No
17	GOM_NL__2PRFIN20071021_035428_000000532062_00376_29488_6474.N1	21-OCT-2007 03:54:28	Bright	53.000	174	52Psi UMa	3.0040	4400.0	106	29488	No
18	GOM_NL__2PRFIN20071021_040220_000000382062_00376_29488_6475.N1	21-OCT-2007 04:02:20	Bright	38.000	51	41Gam1Leo	2.0100	4500.0	76	29488	No
19	GOM_NL__2PRFIN20071021_042055_000000422062_00376_29488_6476.N1	21-OCT-2007 04:20:55	Dark	42.000	113	Mu Vel	2.6920	5000.0	84	29488	No
20	GOM_NL__2PRFIN20071021_042217_000000542062_00376_29488_6477.N1	21-OCT-2007 04:22:17	Dark	54.000	65	Lam Vel	2.2040	4400.0	108	29488	No
21	GOM_NL__2PRFIN20071021_074651_000000432062_00379_29491_6498.N1	21-OCT-2007 07:46:51	Dark	42.500	34	Gam2Vel	1.7930	23000.	85	29491	No
22	GOM_NL__2PRFIN20071021_074834_000000442062_00379_29491_6499.N1	21-OCT-2007 07:48:34	Dark	43.500	29	Bet Car	1.6720	10200.	87	29491	No
23	GOM_NL__2PRFIN20071021_075230_000000452062_00379_29491_6500.N1	21-OCT-2007 07:52:30	Dark	45.000	2	Alp Car	-0.73600	7000.0	90	29491	No
24	GOM_NL__2PRFIN20071021_075937_000000372062_00379_29491_6501.N1	21-OCT-2007 07:59:37	Dark	37.000	143	Alp Hyi	2.8570	7200.0	74	29491	No
25	GOM_NL__2PRFIN20071021_080103_000000432062_00379_29491_6502.N1	21-OCT-2007 08:01:03	Dark	43.000	9	Alp Eri	0.45300	24000.	86	29491	No
26	GOM_NL__2PRFIN20071021_080353_000000442062_00379_29491_6503.N1	21-OCT-2007 08:03:53	Straylight	43.500	157	The1Eri	2.9060	9300.0	87	29491	No
27	GOM_NL__2PRFIN20071021_081232_000000442062_00379_29491_6504.N1	21-OCT-2007 08:12:32	Straylight	43.500	52	16Bet Cet	2.0370	4500.0	87	29491	No
28	GOM_NL__2PRFIN20071021_082203_000000362062_00379_29491_6505.N1	21-OCT-2007 08:22:03	Bright	35.500	140	88Gam Peg	2.8340	26000.	71	29491	No
29	GOM_NL__2PRFIN20071021_082558_000000362062_00379_29491_6506.N1	21-OCT-2007 08:25:58	Bright	36.000	58	21Alp And	2.0730	11000.	72	29491	No
30	GOM_NL__2PRFIN20071021_082808_000000402062_00379_29491_6507.N1	21-OCT-2007 08:28:08	Bright	39.500	53	43Bet And	2.0480	3300.0	79	29491	No
31	GOM_NL__2PRFIN20071021_083349_000000372062_00379_29491_6508.N1	21-OCT-2007 08:33:49	Bright	36.500	68	18Alp Cas	2.2250	4500.0	73	29491	No
32	GOM_NL__2PRFIN20071021_083508_000000372062_00379_29491_6509.N1	21-OCT-2007 08:35:08	Bright	37.000	76	27Gam Cas	2.3000	30000.	74	29491	No
33	GOM_NL__2PRFIN20071021_084258_000000362062_00379_29491_6510.N1	21-OCT-2007 08:42:58	Bright	35.500	49	1Alp UMi	1.9900	6300.0	71	29491	No
34	GOM_NL__2PRFIN20071021_084616_000000362062_00379_29491_6511.N1	21-OCT-2007 08:46:16	Bright	35.500	60	7Bet UMi	2.0810	3950.0	71	29491	No
35	GOM_NL__2PRFIN20071021_085113_000000382062_00379_29491_6512.N1	21-OCT-2007 08:51:13	Bright	38.000	36	50Alp UMa	1.8000	6300.0	76	29491	No
36	GOM_NL__2PRFIN20071021_085248_000000422062_00379_29491_6513.N1	21-OCT-2007 08:52:48	Bright	42.000	82	48Bet UMa	2.3650	10600.	84	29491	No
37	GOM_NL__2PRFIN20071021_085616_000000382062_00379_29491_6514.N1	21-OCT-2007 08:56:16	Bright	37.500	174	52Psi UMa	3.0040	4400.0	75	29491	No
38	GOM_NL__2PRFIN20071021_090409_000000392062_00379_29491_6515.N1	21-OCT-2007 09:04:09	Bright	38.500	51	41Gam1Leo	2.0100	4500.0	77	29491	No
39	GOM_NL__2PRFIN20071021_092243_000000402062_00379_29491_6516.N1	21-OCT-2007 09:22:43	Dark	39.500	113	Mu Vel	2.6920	5000.0	79	29491	No
40	GOM_NL__2PRFIN20071021_092407_000000492062_00379_29491_6517.N1	21-OCT-2007 09:24:07	Dark	48.500	65	Lam Vel	2.2040	4400.0	97	29491	No
41	GOM_NL__2PRFIN20071021_092728_000000422062_00380_29492_6518.N1	21-OCT-2007 09:27:28	Dark	42.000	34	Gam2Vel	1.7930	23000.	84	29492	No
42	GOM_NL__2PRFIN20071021_092910_000000442062_00380_29492_6519.N1	21-OCT-2007 09:29:10	Dark	43.500	29	Bet Car	1.6720	10200.	87	29492	No

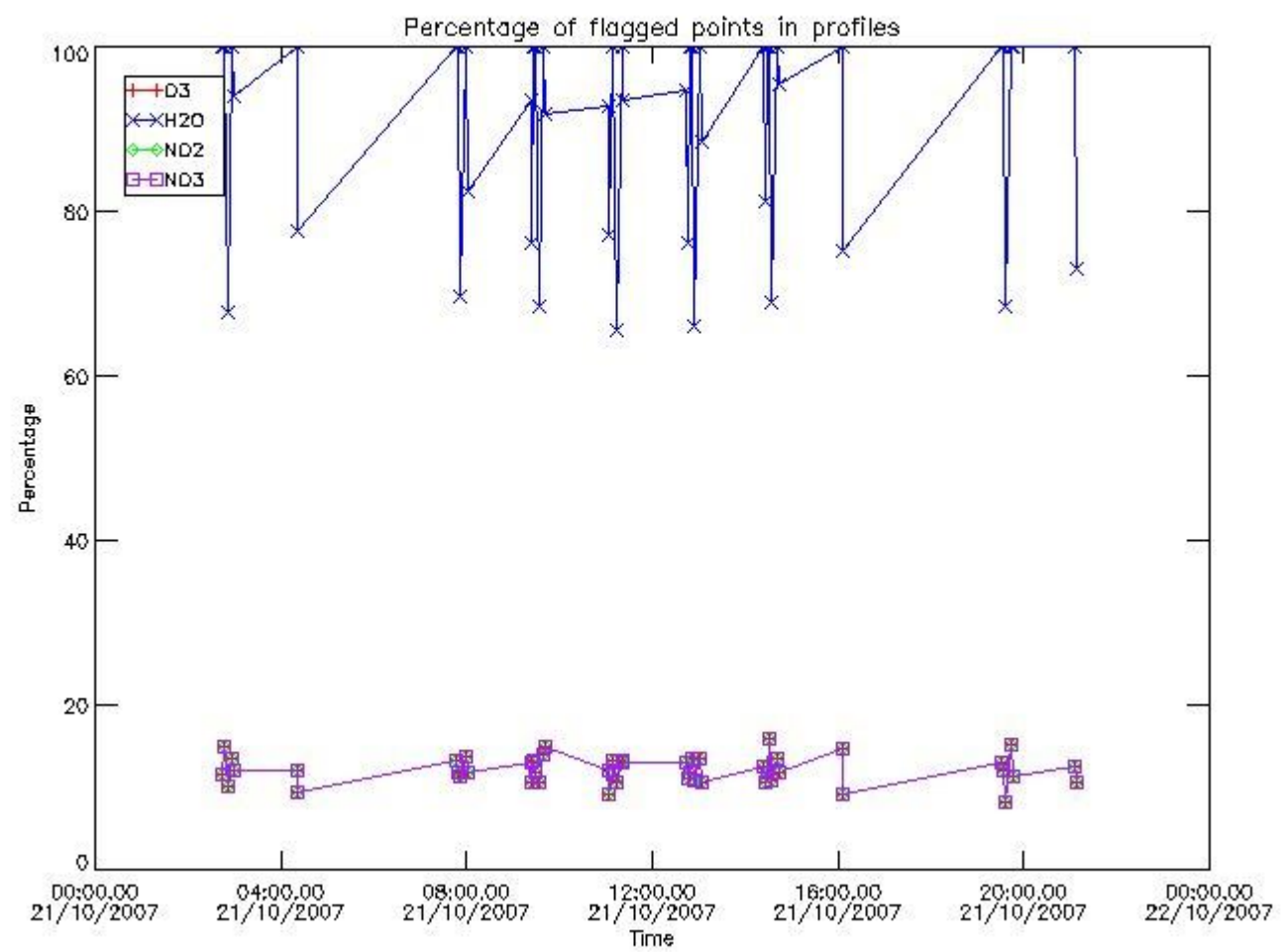
43	GOM_NL__2PRFIN20071021_093307_000000482062_00380_29492_6520.N1	21-OCT-2007 09:33:07	Dark	48.000	2	Alp Car	-0.73600	7000.0	96	29492	No
44	GOM_NL__2PRFIN20071021_094013_000000372062_00380_29492_6521.N1	21-OCT-2007 09:40:13	Dark	36.500	143	Alp Hyi	2.8570	7200.0	73	29492	No
45	GOM_NL__2PRFIN20071021_094139_000000382062_00380_29492_6522.N1	21-OCT-2007 09:41:39	Dark	37.500	9	Alp Eri	0.45300	24000.	75	29492	No
46	GOM_NL__2PRFIN20071021_094429_000000452062_00380_29492_6523.N1	21-OCT-2007 09:44:29	Straylight	45.000	157	The1Eri	2.9060	9300.0	90	29492	No
47	GOM_NL__2PRFIN20071021_095308_000000472062_00380_29492_6524.N1	21-OCT-2007 09:53:08	Straylight	46.500	52	16Bet Cet	2.0370	4500.0	93	29492	No
48	GOM_NL__2PRFIN20071021_100239_000000362062_00380_29492_6525.N1	21-OCT-2007 10:02:39	Bright	36.000	140	88Gam Peg	2.8340	26000.	72	29492	No
49	GOM_NL__2PRFIN20071021_100634_000000362062_00380_29492_6526.N1	21-OCT-2007 10:06:34	Bright	35.500	58	21Alp And	2.0730	11000.	71	29492	No
50	GOM_NL__2PRFIN20071021_100844_000000402062_00380_29492_6527.N1	21-OCT-2007 10:08:44	Bright	40.000	53	43Bet And	2.0480	3300.0	80	29492	No
51	GOM_NL__2PRFIN20071021_101425_000000372062_00380_29492_6528.N1	21-OCT-2007 10:14:25	Bright	36.500	68	18Alp Cas	2.2250	4500.0	73	29492	No
52	GOM_NL__2PRFIN20071021_101543_000000362062_00380_29492_6529.N1	21-OCT-2007 10:15:43	Bright	36.000	76	27Gam Cas	2.3000	30000.	72	29492	No
53	GOM_NL__2PRFIN20071021_102334_000000372062_00380_29492_6530.N1	21-OCT-2007 10:23:34	Bright	37.000	49	1Alp UMi	1.9900	6300.0	74	29492	No
54	GOM_NL__2PRFIN20071021_102652_000000362062_00380_29492_6531.N1	21-OCT-2007 10:26:52	Bright	36.000	60	7Bet UMi	2.0810	3950.0	72	29492	No
55	GOM_NL__2PRFIN20071021_103149_000000352062_00380_29492_6532.N1	21-OCT-2007 10:31:49	Bright	34.500	36	50Alp UMa	1.8000	6300.0	69	29492	No
56	GOM_NL__2PRFIN20071021_103323_000000352062_00380_29492_6533.N1	21-OCT-2007 10:33:23	Bright	35.000	82	48Bet UMa	2.3650	10600.	70	29492	No
57	GOM_NL__2PRFIN20071021_103652_000000342062_00380_29492_6534.N1	21-OCT-2007 10:36:52	Bright	34.000	174	52Psi UMa	3.0040	4400.0	68	29492	No
58	GOM_NL__2PRFIN20071021_104445_000000422062_00380_29492_6535.N1	21-OCT-2007 10:44:45	Bright	42.000	51	41Gam1Leo	2.0100	4500.0	84	29492	No
59	GOM_NL__2PRFIN20071021_110319_000000432062_00380_29492_6536.N1	21-OCT-2007 11:03:19	Dark	42.500	113	Mu Vel	2.6920	5000.0	85	29492	No
60	GOM_NL__2PRFIN20071021_110443_000000552062_00380_29492_6537.N1	21-OCT-2007 11:04:43	Dark	55.000	65	Lam Vel	2.2040	4400.0	110	29492	No
61	GOM_NL__2PRFIN20071021_110804_000000452062_00381_29493_6530.N1	21-OCT-2007 11:08:04	Dark	44.500	34	Gam2Vel	1.7930	23000.	89	29493	No
62	GOM_NL__2PRFIN20071021_110946_000000392062_00381_29493_6531.N1	21-OCT-2007 11:09:46	Dark	38.500	29	Bet Car	1.6720	10200.	77	29493	No
63	GOM_NL__2PRFIN20071021_111343_000000492062_00381_29493_6532.N1	21-OCT-2007 11:13:43	Dark	48.500	2	Alp Car	-0.73600	7000.0	97	29493	No
64	GOM_NL__2PRFIN20071021_112050_000000392062_00381_29493_6533.N1	21-OCT-2007 11:20:50	Dark	38.500	143	Alp Hyi	2.8570	7200.0	77	29493	No
65	GOM_NL__2PRFIN20071021_112215_000000402062_00381_29493_6534.N1	21-OCT-2007 11:22:15	Dark	39.500	9	Alp Eri	0.45300	24000.	79	29493	No
66	GOM_NL__2PRFIN20071021_112505_000000412062_00381_29493_6535.N1	21-OCT-2007 11:25:05	Straylight	41.000	157	The1Eri	2.9060	9300.0	82	29493	No
67	GOM_NL__2PRFIN20071021_113343_000000442062_00381_29493_6536.N1	21-OCT-2007 11:33:43	Straylight	44.000	52	16Bet Cet	2.0370	4500.0	88	29493	No
68	GOM_NL__2PRFIN20071021_114315_000000362062_00381_29493_6537.N1	21-OCT-2007 11:43:15	Bright	36.000	140	88Gam Peg	2.8340	26000.	72	29493	No
69	GOM_NL__2PRFIN20071021_114710_000000362062_00381_29493_6538.N1	21-OCT-2007 11:47:10	Bright	35.500	58	21Alp And	2.0730	11000.	71	29493	No
70	GOM_NL__2PRFIN20071021_114920_000000402062_00381_29493_6539.N1	21-OCT-2007 11:49:20	Bright	39.500	53	43Bet And	2.0480	3300.0	79	29493	No
71	GOM_NL__2PRFIN20071021_115500_000000362062_00381_29493_6540.N1	21-OCT-2007 11:55:00	Bright	35.500	68	18Alp Cas	2.2250	4500.0	71	29493	No
72	GOM_NL__2PRFIN20071021_115619_000000362062_00381_29493_6541.N1	21-OCT-2007 11:56:19	Bright	36.000	76	27Gam Cas	2.3000	30000.	72	29493	No
73	GOM_NL__2PRFIN20071021_120410_000000362062_00381_29493_6542.N1	21-OCT-2007 12:04:10	Bright	36.000	49	1Alp UMi	1.9900	6300.0	72	29493	No
74	GOM_NL__2PRFIN20071021_120728_000000382062_00381_29493_6543.N1	21-OCT-2007 12:07:28	Bright	37.500	60	7Bet UMi	2.0810	3950.0	75	29493	No
75	GOM_NL__2PRFIN20071021_121225_000000532062_00381_29493_6544.N1	21-OCT-2007 12:12:25	Bright	53.000	36	50Alp UMa	1.8000	6300.0	106	29493	No
76	GOM_NL__2PRFIN20071021_121359_000000362062_00381_29493_6545.N1	21-OCT-2007 12:13:59	Bright	35.500	82	48Bet UMa	2.3650	10600.	71	29493	No
77	GOM_NL__2PRFIN20071021_121728_000000412062_00381_29493_6546.N1	21-OCT-2007 12:17:28	Bright	41.000	174	52Psi UMa	3.0040	4400.0	82	29493	No
78	GOM_NL__2PRFIN20071021_122521_000000412062_00381_29493_6547.N1	21-OCT-2007 12:25:21	Bright	41.000	51	41Gam1Leo	2.0100	4500.0	82	29493	No
79	GOM_NL__2PRFIN20071021_124356_000000392062_00381_29493_6548.N1	21-OCT-2007 12:43:56	Dark	39.000	113	Mu Vel	2.6920	5000.0	78	29493	No
80	GOM_NL__2PRFIN20071021_124520_000000552062_00381_29493_6549.N1	21-OCT-2007 12:45:20	Dark	55.000	65	Lam Vel	2.2040	4400.0	110	29493	No
81	GOM_NL__2PRFIN20071021_124841_000000432062_00382_29494_6545.N1	21-OCT-2007 12:48:41	Dark	43.000	34	Gam2Vel	1.7930	23000.	86	29494	No
82	GOM_NL__2PRFIN20071021_125022_000000382062_00382_29494_6546.N1	21-OCT-2007 12:50:22	Dark	37.500	29	Bet Car	1.6720	10200.	75	29494	No
83	GOM_NL__2PRFIN20071021_125420_000000482062_00382_29494_6547.N1	21-OCT-2007 12:54:20	Dark	47.500	2	Alp Car	-0.73600	7000.0	95	29494	No
84	GOM_NL__2PRFIN20071021_130126_000000382062_00382_29494_6548.N1	21-OCT-2007 13:01:26	Dark	37.500	143	Alp Hyi	2.8570	7200.0	75	29494	No
85	GOM_NL__2PRFIN20071021_130251_000000482062_00382_29494_6549.N1	21-OCT-2007 13:02:51	Dark	48.000	9	Alp Eri	0.45300	24000.	96	29494	No
86	GOM_NL__2PRFIN20071021_130542_000000422062_00382_29494_6550.N1	21-OCT-2007 13:05:42	Straylight	42.000	157	The1Eri	2.9060	9300.0	84	29494	No
87	GOM_NL__2PRFIN20071021_131420_000000432062_00382_29494_6551.N1	21-OCT-2007 13:14:20	Straylight	43.000	52	16Bet Cet	2.0370	4500.0	86	29494	No
88	GOM_NL__2PRFIN20071021_132351_000000362062_00382_29494_6552.N1	21-OCT-2007 13:23:51	Bright	36.000	140	88Gam Peg	2.8340	26000.	72	29494	No
89	GOM_NL__2PRFIN20071021_132746_000000352062_00382_29494_6553.N1	21-OCT-2007 13:27:46	Bright	35.000	58	21Alp And	2.0730	11000.	70	29494	No
90	GOM_NL__2PRFIN20071021_132955_000000382062_00382_29494_6554.N1	21-OCT-2007 13:29:55	Bright	38.000	53	43Bet And	2.0480	3300.0	76	29494	No
91	GOM_NL__2PRFIN20071021_133536_000000392062_00382_29494_6555.N1	21-OCT-2007 13:35:36	Bright	38.500	68	18Alp Cas	2.2250	4500.0	77	29494	No
92	GOM_NL__2PRFIN20071021_133655_000000372062_00382_29494_6556.N1	21-OCT-2007 13:36:55	Bright	36.500	76	27Gam Cas	2.3000	30000.	73	29494	No
93	GOM_NL__2PRFIN20071021_134446_000000362062_00382_29494_6557.N1	21-OCT-2007 13:44:46	Bright	36.000	49	1Alp UMi	1.9900	6300.0	72	29494	No
94	GOM_NL__2PRFIN20071021_134804_000000352062_00382_29494_6558.N1	21-OCT-2007 13:48:04	Bright	35.000	60	7Bet UMi	2.0810	3950.0	70	29494	No
95	GOM_NL__2PRFIN20071021_135301_000000482062_00382_29494_6559.N1	21-OCT-2007 13:53:01	Bright	48.000	36	50Alp UMa	1.8000	6300.0	96	29494	No
96	GOM_NL__2PRFIN20071021_135435_000000532062_00382_29494_6560.N1	21-OCT-2007 13:54:35	Bright	53.000	82	48Bet UMa	2.3650	10600.	106	29494	No
97	GOM_NL__2PRFIN20071021_135804_000000532062_00382_29494_6561.N1	21-OCT-2007 13:58:04	Bright	53.000	174	52Psi UMa	3.0040	4400.0	106	29494	No
98	GOM_NL__2PRFIN20071021_140557_000000412062_00382_29494_6562.N1	21-OCT-2007 14:05:57	Bright	41.000	51	41Gam1Leo	2.0100	4500.0	82	29494	No
99	GOM_NL__2PRFIN20071021_142432_000000412062_00382_29494_6563.N1	21-OCT-2007 14:24:32	Dark	40.500	113	Mu Vel	2.6920	5000.0	81	29494	No
100	GOM_NL__2PRFIN20071021_142556_000000492062_00382_29494_6564.N1	21-OCT-2007 14:25:56	Dark	48.500	65	Lam Vel	2.2040	4400.0	97	29494	No
101	GOM_NL__2PRFIN20071021_142918_000000432062_00383_29495_6558.N1	21-OCT-2007 14:29:18	Dark	43.000	34	Gam2Vel	1.7930	23000.	86	29495	No

102	GOM_NL__2PRFIN20071021_143059_000000392062_00383_29495_6559.N1	21-OCT-2007 14:30:59	Dark	38.500	29	Bet Car	1.6720	10200.	77	29495	No
103	GOM_NL__2PRFIN20071021_143457_000000472062_00383_29495_6560.N1	21-OCT-2007 14:34:57	Dark	47.000	2	Alp Car	-0.73600	7000.0	94	29495	No
104	GOM_NL__2PRFIN20071021_144202_000000382062_00383_29495_6561.N1	21-OCT-2007 14:42:02	Dark	37.500	143	Alp Hyi	2.8570	7200.0	75	29495	No
105	GOM_NL__2PRFIN20071021_144327_000000442062_00383_29495_6562.N1	21-OCT-2007 14:43:27	Dark	43.500	9	Alp Eri	0.45300	24000.	87	29495	No
106	GOM_NL__2PRFIN20071021_144618_000000442062_00383_29495_6563.N1	21-OCT-2007 14:46:18	Straylight	43.500	157	The1Eri	2.9060	9300.0	87	29495	No
107	GOM_NL__2PRFIN20071021_145456_000000452062_00383_29495_6564.N1	21-OCT-2007 14:54:56	Straylight	44.500	52	16Bet Cet	2.0370	4500.0	89	29495	No
108	GOM_NL__2PRFIN20071021_150427_000000362062_00383_29495_6565.N1	21-OCT-2007 15:04:27	Bright	36.000	140	88Gam Peg	2.8340	26000.	72	29495	No
109	GOM_NL__2PRFIN20071021_150822_000000362062_00383_29495_6566.N1	21-OCT-2007 15:08:22	Bright	36.000	58	21Alp And	2.0730	11000.	72	29495	No
110	GOM_NL__2PRFIN20071021_151031_000000412062_00383_29495_6567.N1	21-OCT-2007 15:10:31	Bright	40.500	53	43Bet And	2.0480	3300.0	81	29495	No
111	GOM_NL__2PRFIN20071021_151612_000000352062_00383_29495_6568.N1	21-OCT-2007 15:16:12	Bright	35.000	68	18Alp Cas	2.2250	4500.0	70	29495	No
112	GOM_NL__2PRFIN20071021_151730_000000382062_00383_29495_6569.N1	21-OCT-2007 15:17:30	Bright	38.000	76	27Gam Cas	2.3000	30000.	76	29495	No
113	GOM_NL__2PRFIN20071021_152522_000000362062_00383_29495_6570.N1	21-OCT-2007 15:25:22	Bright	36.000	49	1Alp UMi	1.9900	6300.0	72	29495	No
114	GOM_NL__2PRFIN20071021_152840_000000362062_00383_29495_6571.N1	21-OCT-2007 15:28:40	Bright	35.500	60	7Bet UMi	2.0810	3950.0	71	29495	No
115	GOM_NL__2PRFIN20071021_153337_000000382062_00383_29495_6572.N1	21-OCT-2007 15:33:37	Bright	37.500	36	50Alp UMa	1.8000	6300.0	75	29495	No
116	GOM_NL__2PRFIN20071021_153511_000000342062_00383_29495_6573.N1	21-OCT-2007 15:35:11	Bright	34.000	82	48Bet UMa	2.3650	10600.	68	29495	No
117	GOM_NL__2PRFIN20071021_153840_000000382062_00383_29495_6574.N1	21-OCT-2007 15:38:40	Bright	37.500	174	52Psi UMa	3.0040	4400.0	75	29495	No
118	GOM_NL__2PRFIN20071021_154634_000000412062_00383_29495_6575.N1	21-OCT-2007 15:46:34	Bright	40.500	51	41Gam1Leo	2.0100	4500.0	81	29495	No
119	GOM_NL__2PRFIN20071021_160508_000000382062_00383_29495_6576.N1	21-OCT-2007 16:05:08	Dark	38.000	113	Mu Vel	2.6920	5000.0	76	29495	No
120	GOM_NL__2PRFIN20071021_160633_000000552062_00383_29495_6577.N1	21-OCT-2007 16:06:33	Dark	55.000	65	Lam Vel	2.2040	4400.0	110	29495	No
121	GOM_NL__2PRFIN20071021_193045_000000402062_00386_29498_6621.N1	21-OCT-2007 19:30:45	Dark	39.500	46	Del Vel	1.9540	10600.	79	29498	No
122	GOM_NL__2PRFIN20071021_193247_000000432062_00386_29498_6622.N1	21-OCT-2007 19:32:47	Dark	42.500	29	Bet Car	1.6720	10200.	85	29498	No
123	GOM_NL__2PRFIN20071021_193647_000000622062_00386_29498_6623.N1	21-OCT-2007 19:36:47	Dark	62.000	2	Alp Car	-0.73600	7000.0	124	29498	No
124	GOM_NL__2PRFIN20071021_194351_000000372062_00386_29498_6624.N1	21-OCT-2007 19:43:51	Dark	37.000	143	Alp Hyi	2.8570	7200.0	74	29498	No
125	GOM_NL__2PRFIN20071021_194516_000000452062_00386_29498_6625.N1	21-OCT-2007 19:45:16	Dark	45.000	9	Alp Eri	0.45300	24000.	90	29498	No
126	GOM_NL__2PRFIN20071021_194807_000000422062_00386_29498_6626.N1	21-OCT-2007 19:48:07	Straylight	42.000	157	The1Eri	2.9060	9300.0	84	29498	No
127	GOM_NL__2PRFIN20071021_195644_000000422062_00386_29498_6627.N1	21-OCT-2007 19:56:44	Straylight	42.000	52	16Bet Cet	2.0370	4500.0	84	29498	No
128	GOM_NL__2PRFIN20071021_200615_000000362062_00386_29498_6628.N1	21-OCT-2007 20:06:15	Bright	35.500	140	88Gam Peg	2.8340	26000.	71	29498	No
129	GOM_NL__2PRFIN20071021_201010_000000362062_00386_29498_6629.N1	21-OCT-2007 20:10:10	Bright	36.000	58	21Alp And	2.0730	11000.	72	29498	No
130	GOM_NL__2PRFIN20071021_201218_000000402062_00386_29498_6630.N1	21-OCT-2007 20:12:18	Bright	40.000	53	43Bet And	2.0480	3300.0	80	29498	No
131	GOM_NL__2PRFIN20071021_201759_000000342062_00386_29498_6631.N1	21-OCT-2007 20:17:59	Bright	33.500	68	18Alp Cas	2.2250	4500.0	67	29498	No
132	GOM_NL__2PRFIN20071021_201918_000000382062_00386_29498_6632.N1	21-OCT-2007 20:19:18	Bright	37.500	76	27Gam Cas	2.3000	30000.	75	29498	No
133	GOM_NL__2PRFIN20071021_202710_000000362062_00386_29498_6633.N1	21-OCT-2007 20:27:10	Bright	36.000	49	1Alp UMi	1.9900	6300.0	72	29498	No
134	GOM_NL__2PRFIN20071021_203029_000000372062_00386_29498_6634.N1	21-OCT-2007 20:30:29	Bright	36.500	60	7Bet UMi	2.0810	3950.0	73	29498	No
135	GOM_NL__2PRFIN20071021_203525_000000392062_00386_29498_6635.N1	21-OCT-2007 20:35:25	Bright	38.500	36	50Alp UMa	1.8000	6300.0	77	29498	No
136	GOM_NL__2PRFIN20071021_203659_000000472062_00386_29498_6636.N1	21-OCT-2007 20:36:59	Bright	47.000	82	48Bet UMa	2.3650	10600.	94	29498	No
137	GOM_NL__2PRFIN20071021_204028_000000352062_00386_29498_6637.N1	21-OCT-2007 20:40:28	Bright	35.000	174	52Psi UMa	3.0040	4400.0	70	29498	No
138	GOM_NL__2PRFIN20071021_204822_000000412062_00386_29498_6638.N1	21-OCT-2007 20:48:22	Bright	41.000	51	41Gam1Leo	2.0100	4500.0	82	29498	No
139	GOM_NL__2PRFIN20071021_210657_000000412062_00386_29498_6639.N1	21-OCT-2007 21:06:57	Dark	41.000	113	Mu Vel	2.6920	5000.0	82	29498	No
140	GOM_NL__2PRFIN20071021_210823_000000492062_00386_29498_6640.N1	21-OCT-2007 21:08:23	Dark	48.500	65	Lam Vel	2.2040	4400.0	97	29498	No

3. Quality information per product

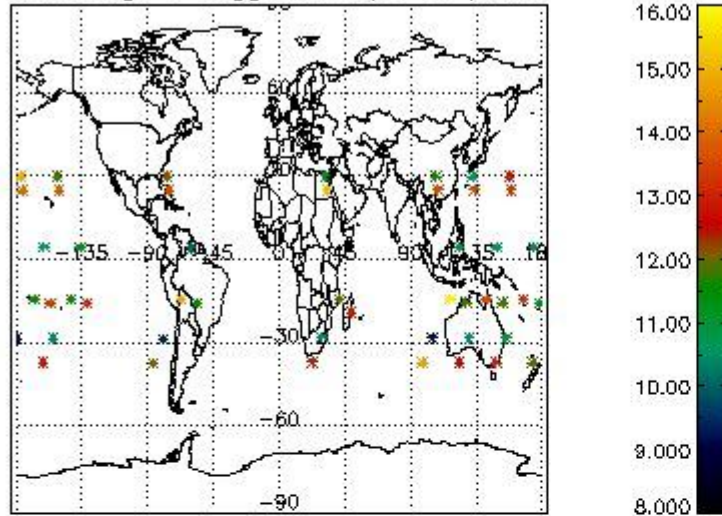
In this section it is plotted some information contained in the Quality Summary data set of the level 2 products. Only products in dark limb conditions and without errors (error flag in the MPH set to "0") are used.

3.1 Plot quality information per product (time dependant)

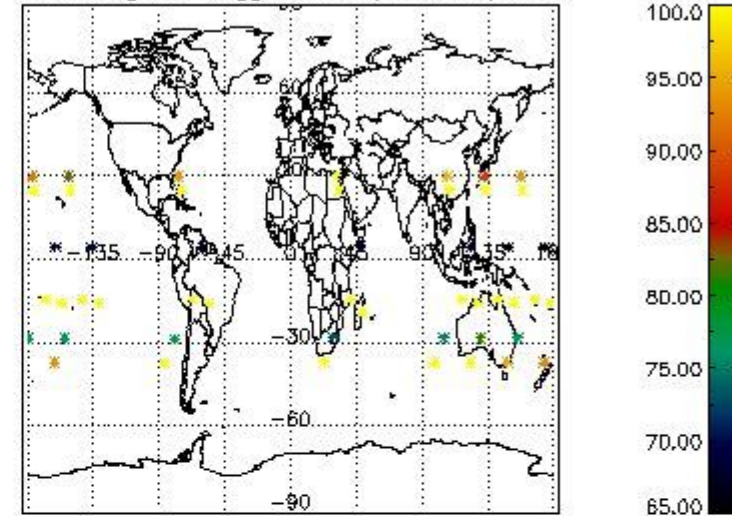


3.2 Plot quality information per product (world map)

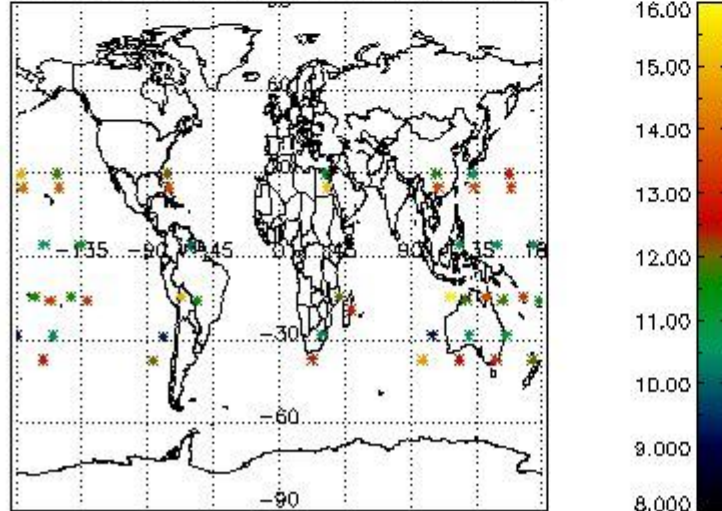
Percentage of flagged data per O3 profile



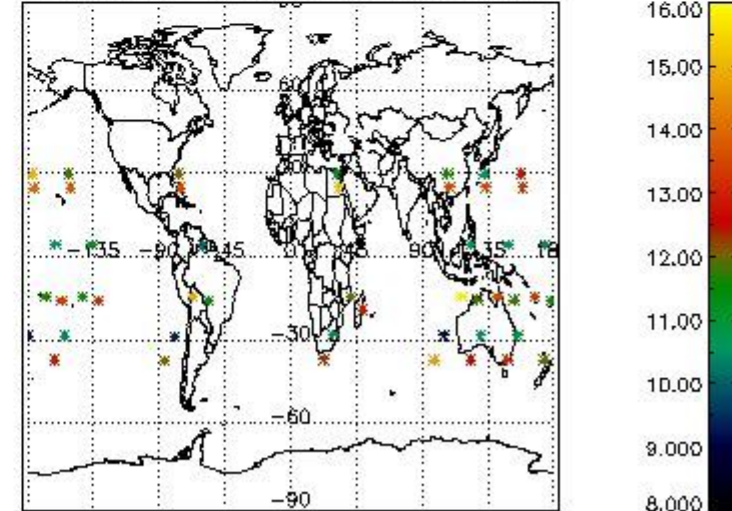
Percentage of flagged data per H2O profile



Percentage of flagged data per NO2 profile



Percentage of flagged data per NO3 profile

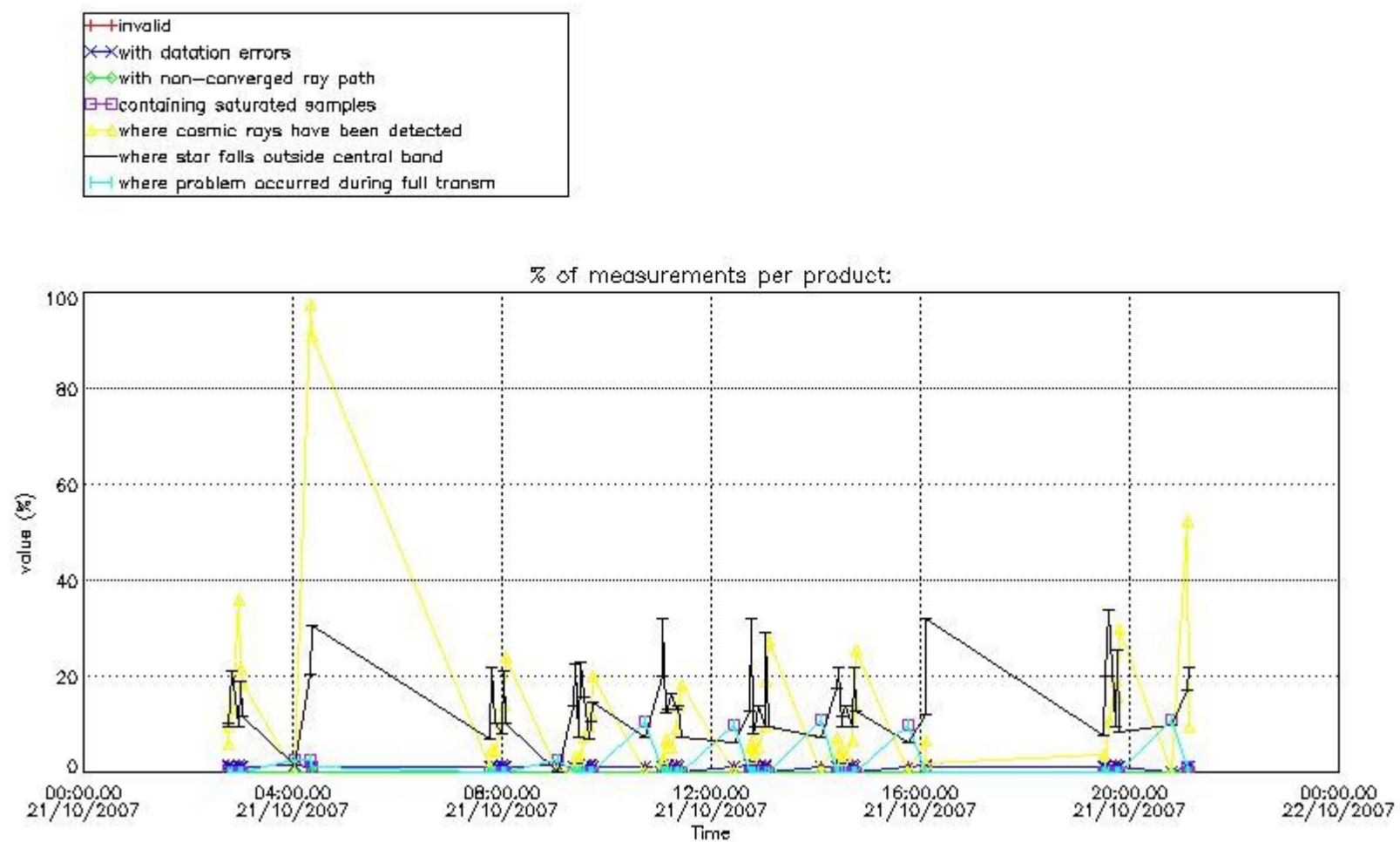


4. Level 1 quality information per product

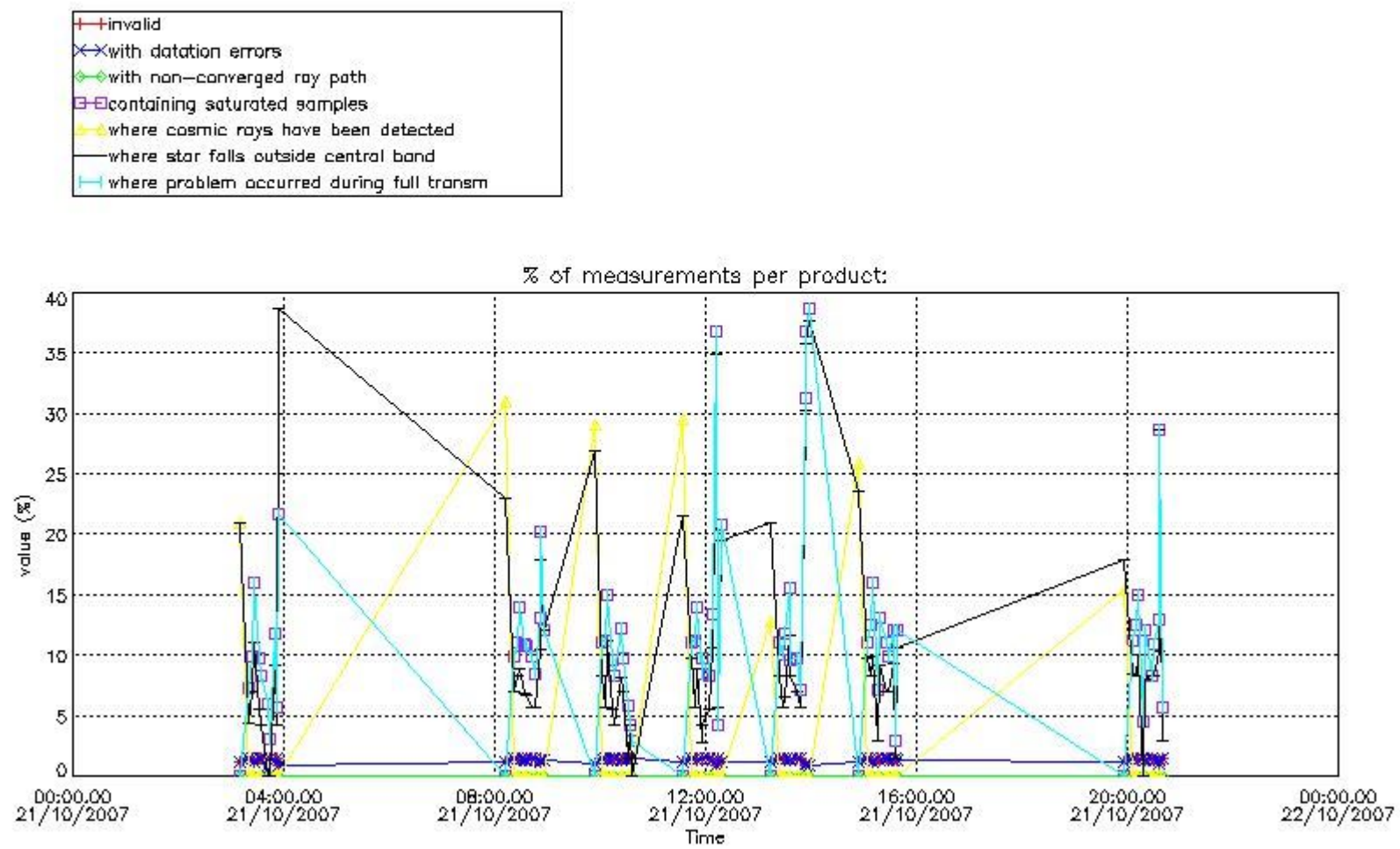
In this section it is plotted some information contained in the Quality Summary data set of the level 2 products that comes from the level 1b processing. Products without errors (error flag in the MPH set to "0") are used.

4.1 Plot quality information per product (time dependant) coming from level 1b processing

4.1.1 Plot level 1 quality information per product (time dependant): ENVISAT ASCENDING passes



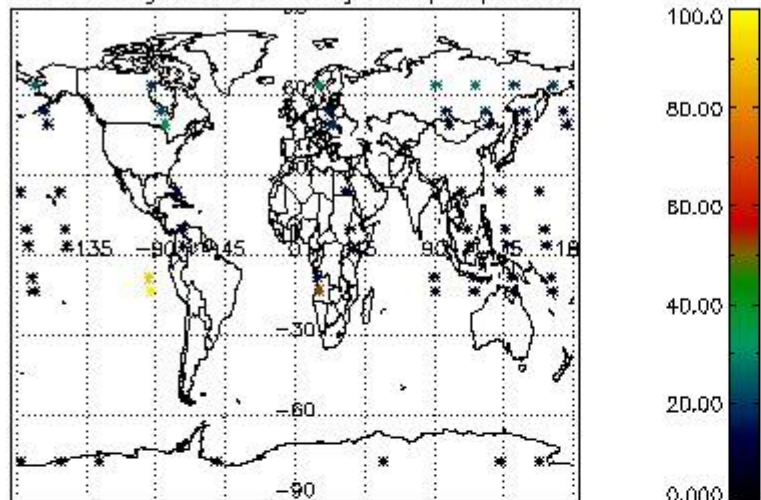
4.1.2 Plot level 1 quality information per product (time dependant): ENVI SAT DESCENDING passes



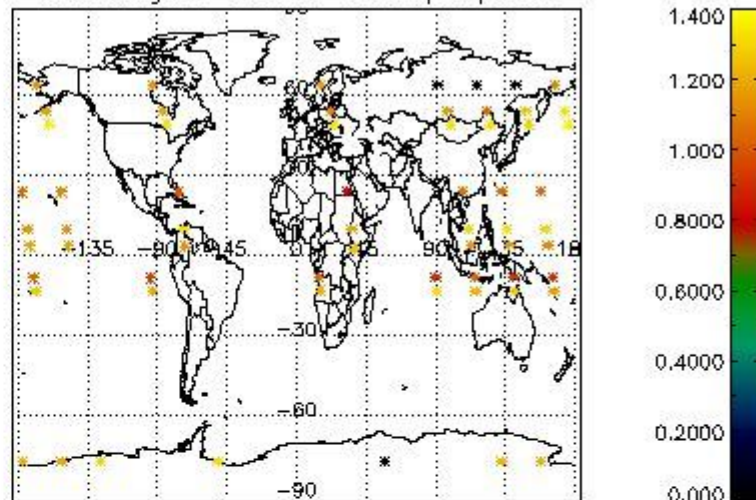
4.2 Plot quality information per product coming from level 1b processing (world map)

4.2.1 Plot level 1 quality information per product (world map): ENVISAT ASCENDING passes

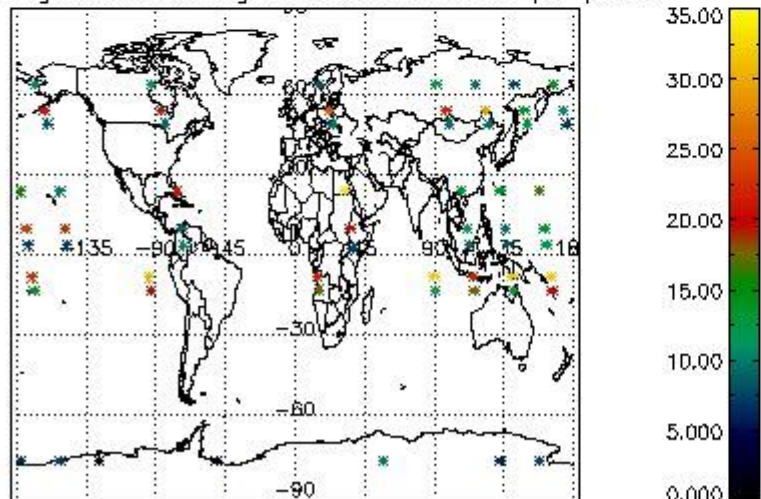
Percentage of cosmic ray hits per profile



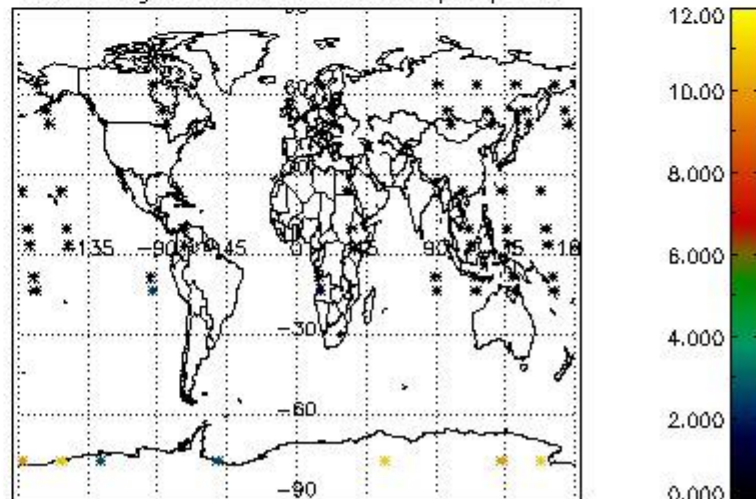
Percentage of datation errors per profile



Percentage of star falling outside central band per profile

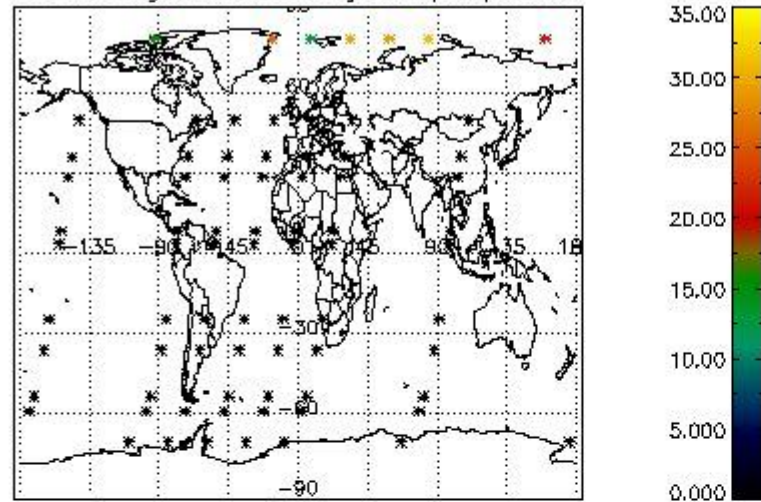


Percentage of saturation errors per profile

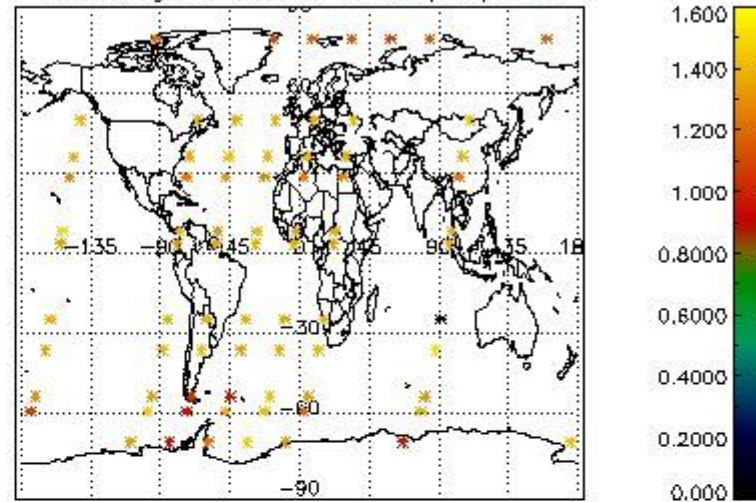


4.2.2 Plot level 1 quality information per product (world map): ENVISAT DESCENDING passes

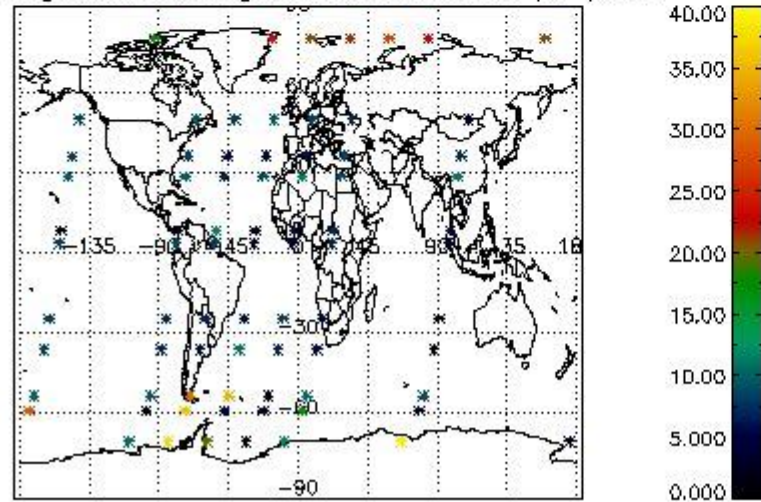
Percentage of cosmic ray hits per profile



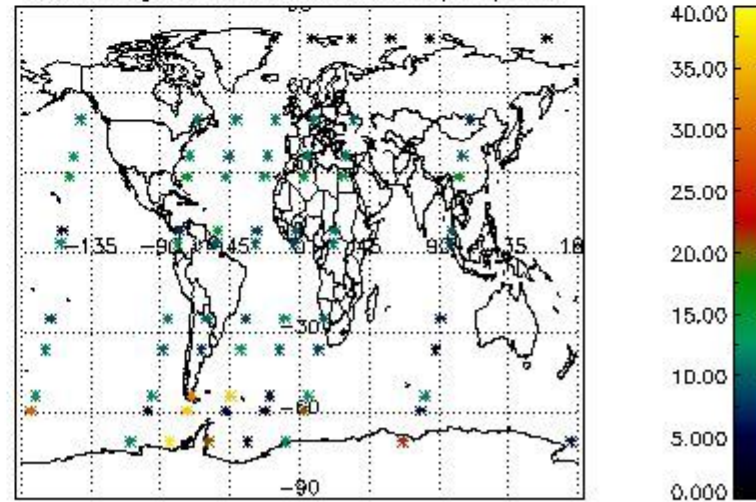
Percentage of datation errors per profile



Percentage of star falling outside central band per profile



Percentage of saturation errors per profile



5. Trace gas profiles

5.1 Ozone statistics based on quality of products

The final quality of the products can be "measured" using the STD (Standard Deviation) attached to every point profile. This information is written to the parameter GOM_NL__2P/NL_LOCAL_SPECIES_DENSITY/o3_std of the level 2 products. The table below shows the statistics for given STD ranges.

The statistics are given with respect to the overall valid production:

- Products without fatal errors: GOM_NL__2P/MPH/PRODUCT_ERR=0
- Valid point profile: GOM_NL__2P/NL_LOCAL_SPECIES_DENSITY/pcd(0)=0

The 'Criteria' is applied to valid points of dark limb products:

- Products in dark limb illumination condition: GOM_NL__2P/NL_SUMMARY_QUALITY/obs_ill_cond=0
- Products without fatal errors: GOM_NL__2P/MPH/PRODUCT_ERR=0
- Valid point profile: GOM_NL__2P/NL_LOCAL_SPECIES_DENSITY/pcd(0)=0

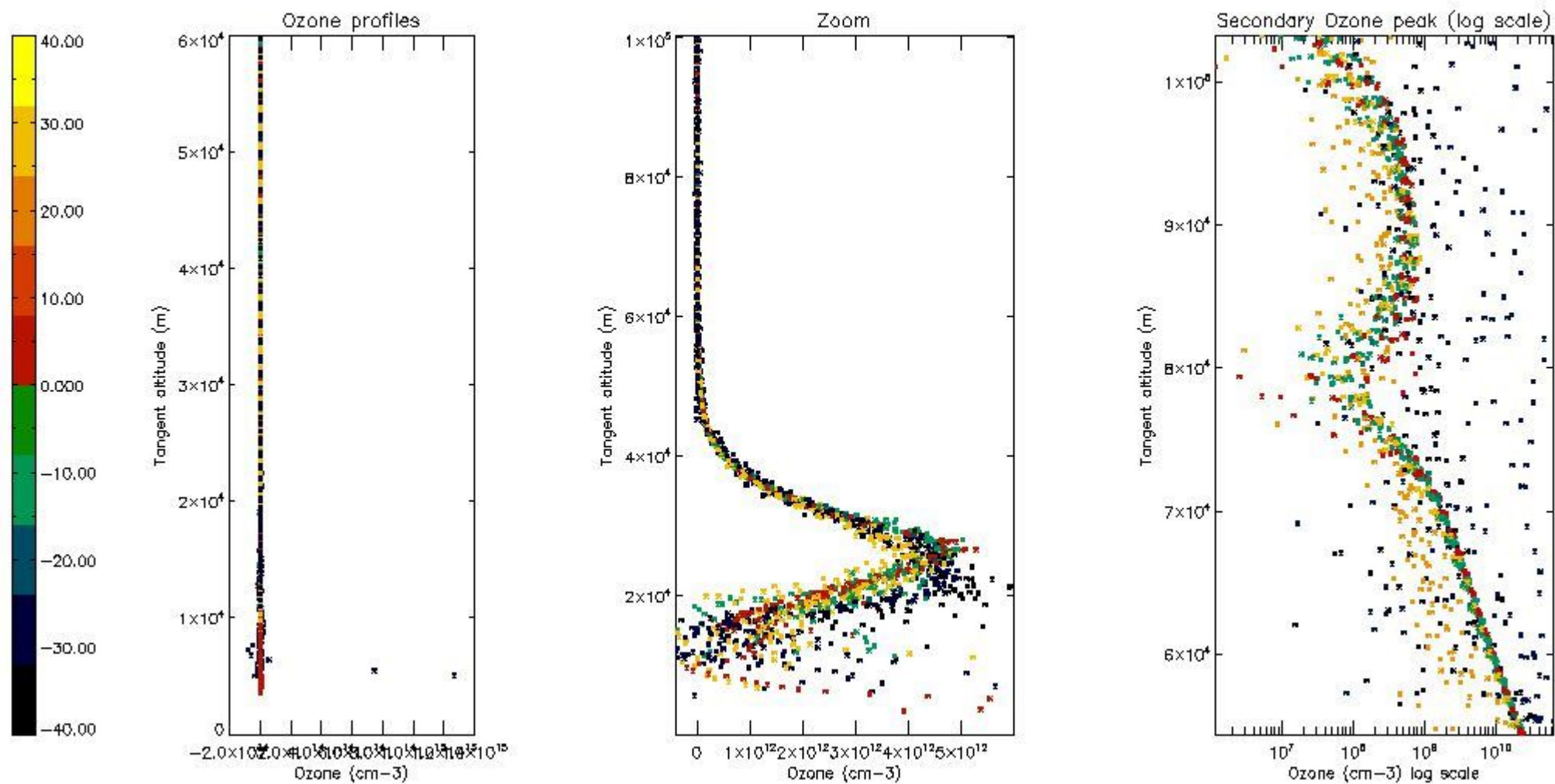
So, the table below shows the percentage of dark limb and valid observations for each criteria with respect to the overall valid daily observations.

Criteria	% of total production
All STD	39
STD < 20	21

STD < 10	17
STD < 5	12

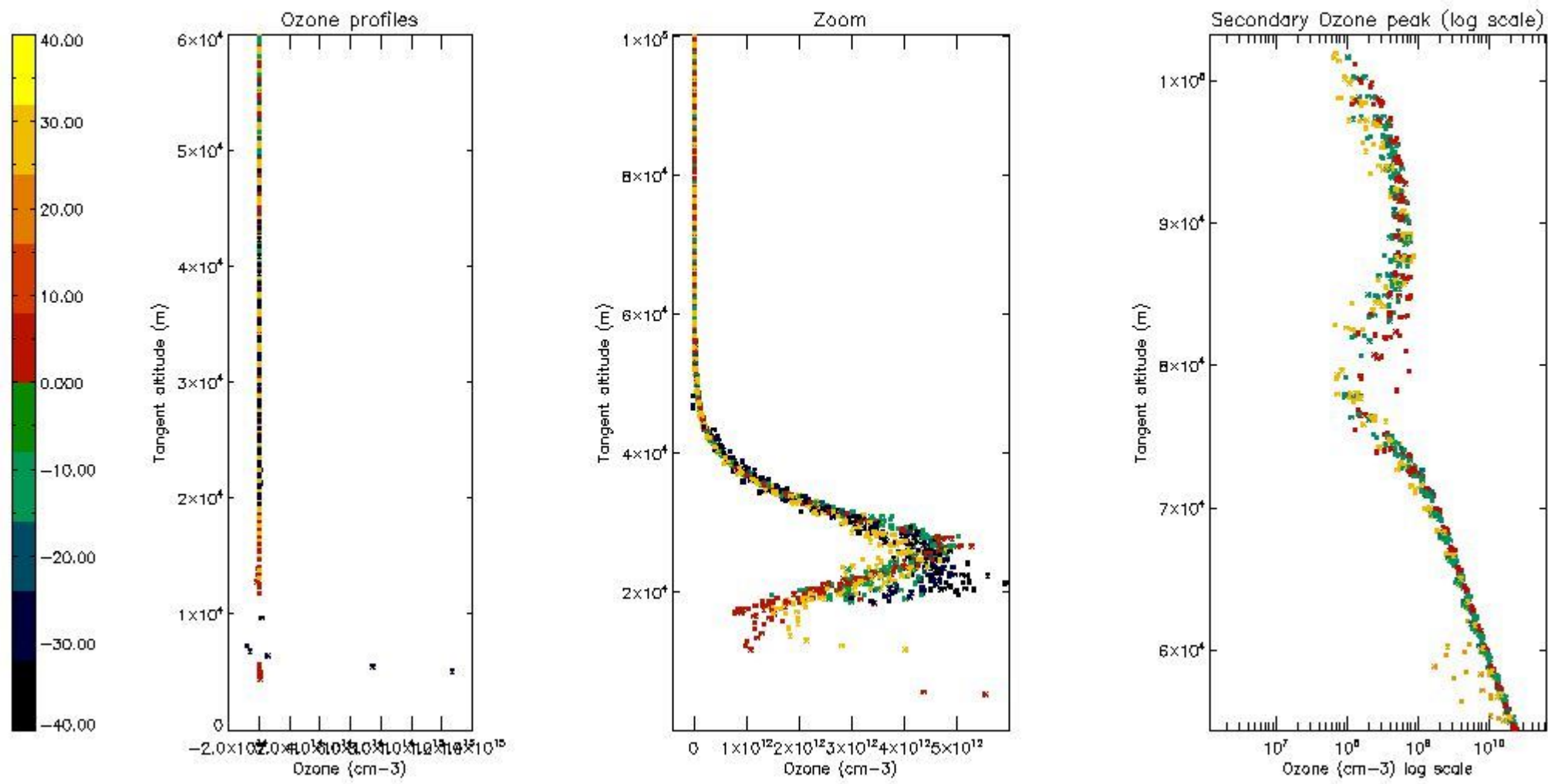
5.2 Plot ozone profiles for all STD (dark without errors)

The colorbar represents the latitude.



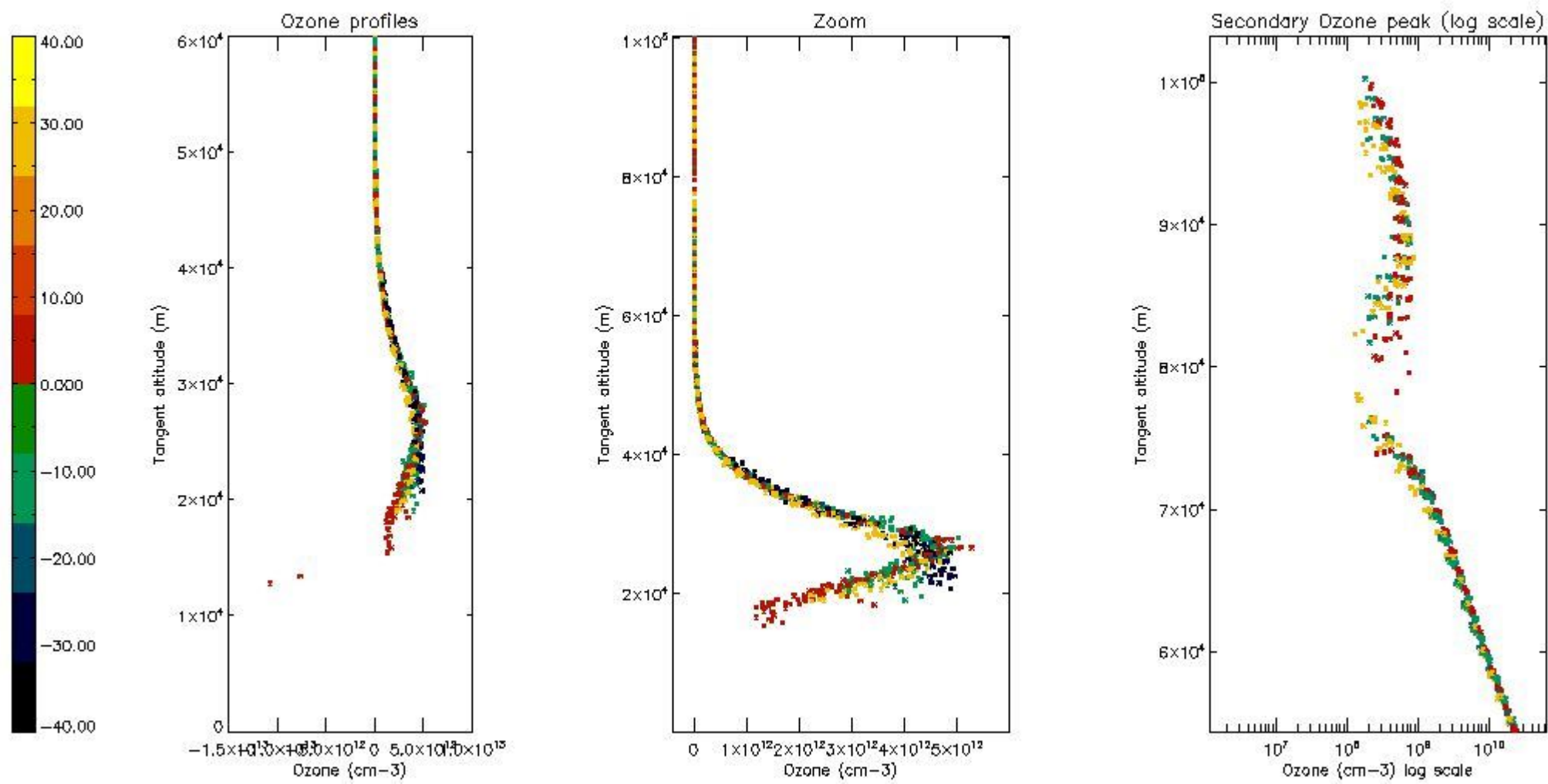
5.3 Plot ozone profiles where STD < 20% (dark without errors)

The colorbar represents the latitude.



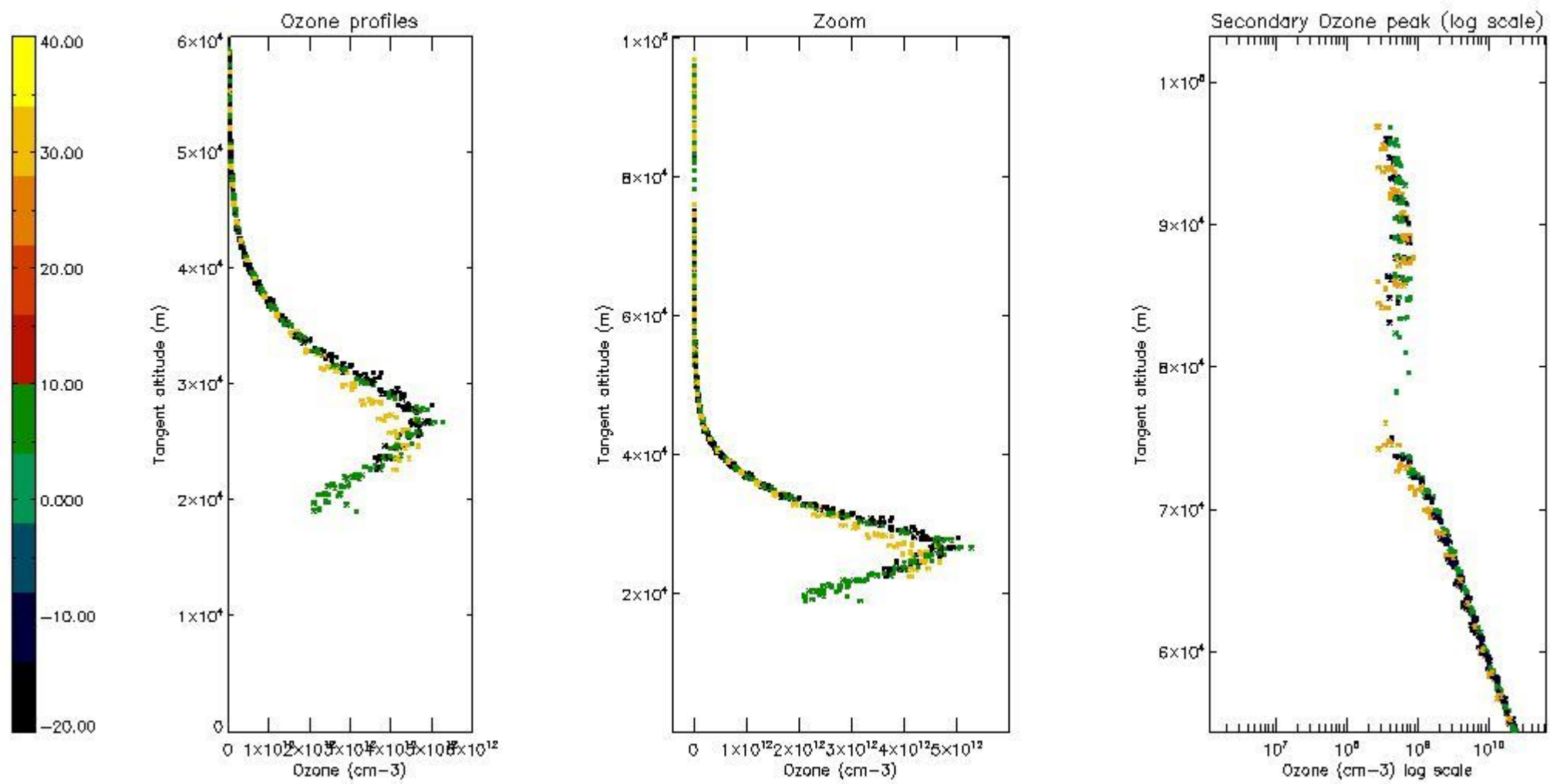
5.4 Plot ozone profiles where $STD < 10\%$ (dark without errors)

The colorbar represents the latitude.



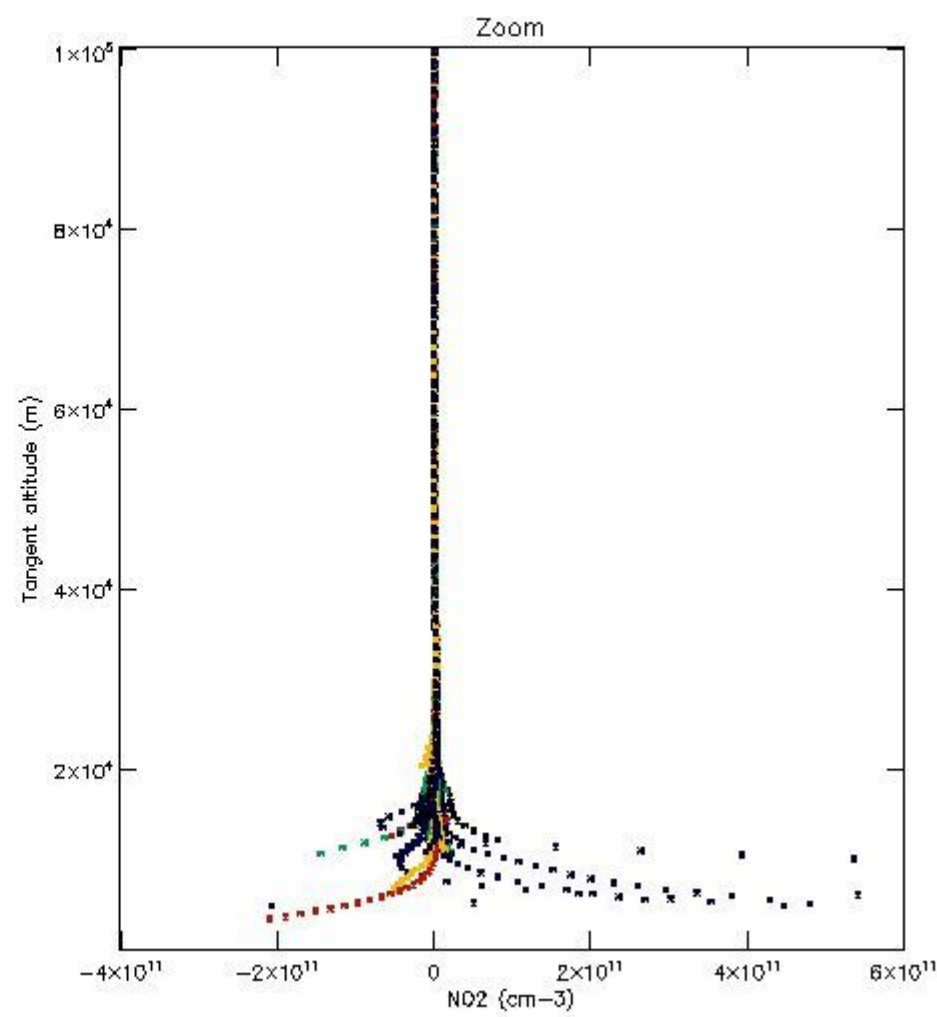
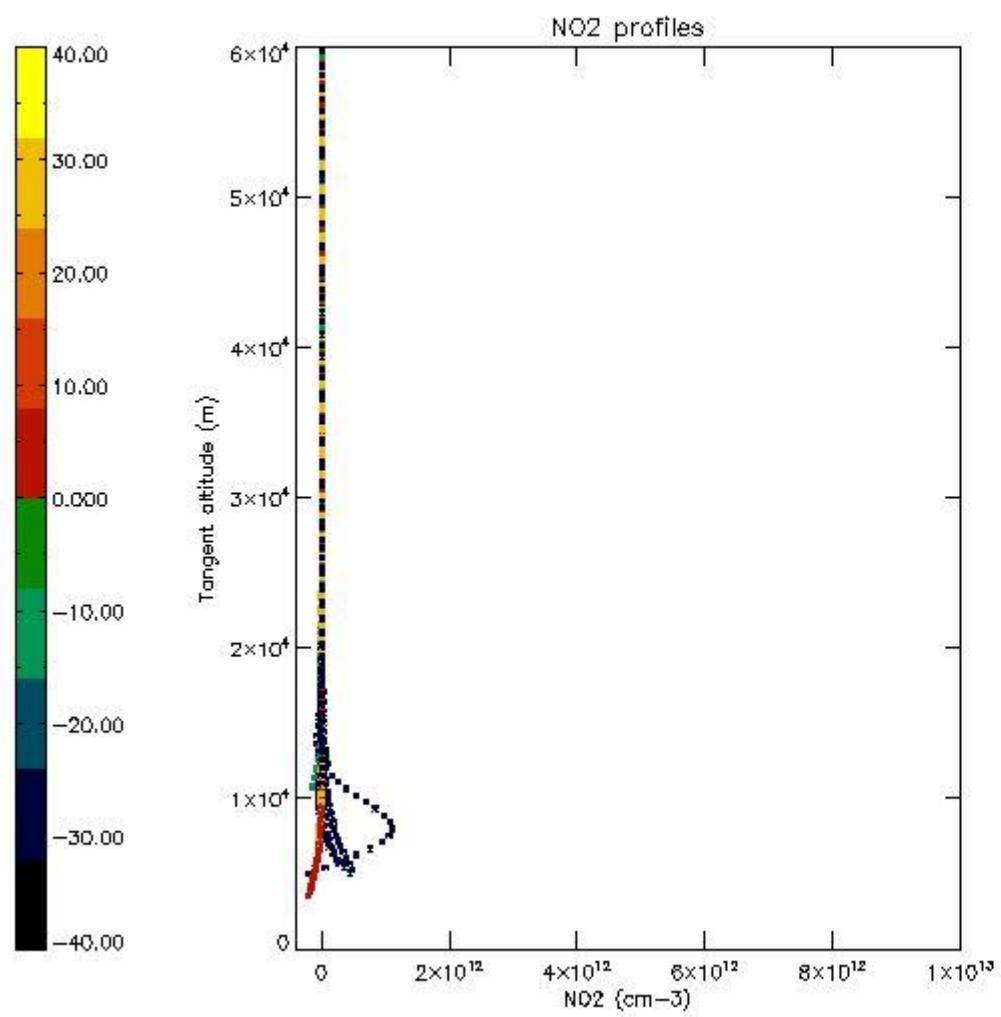
5.5 Plot ozone profiles where STD < 5% (dark without errors)

The colorbar represents the latitude.



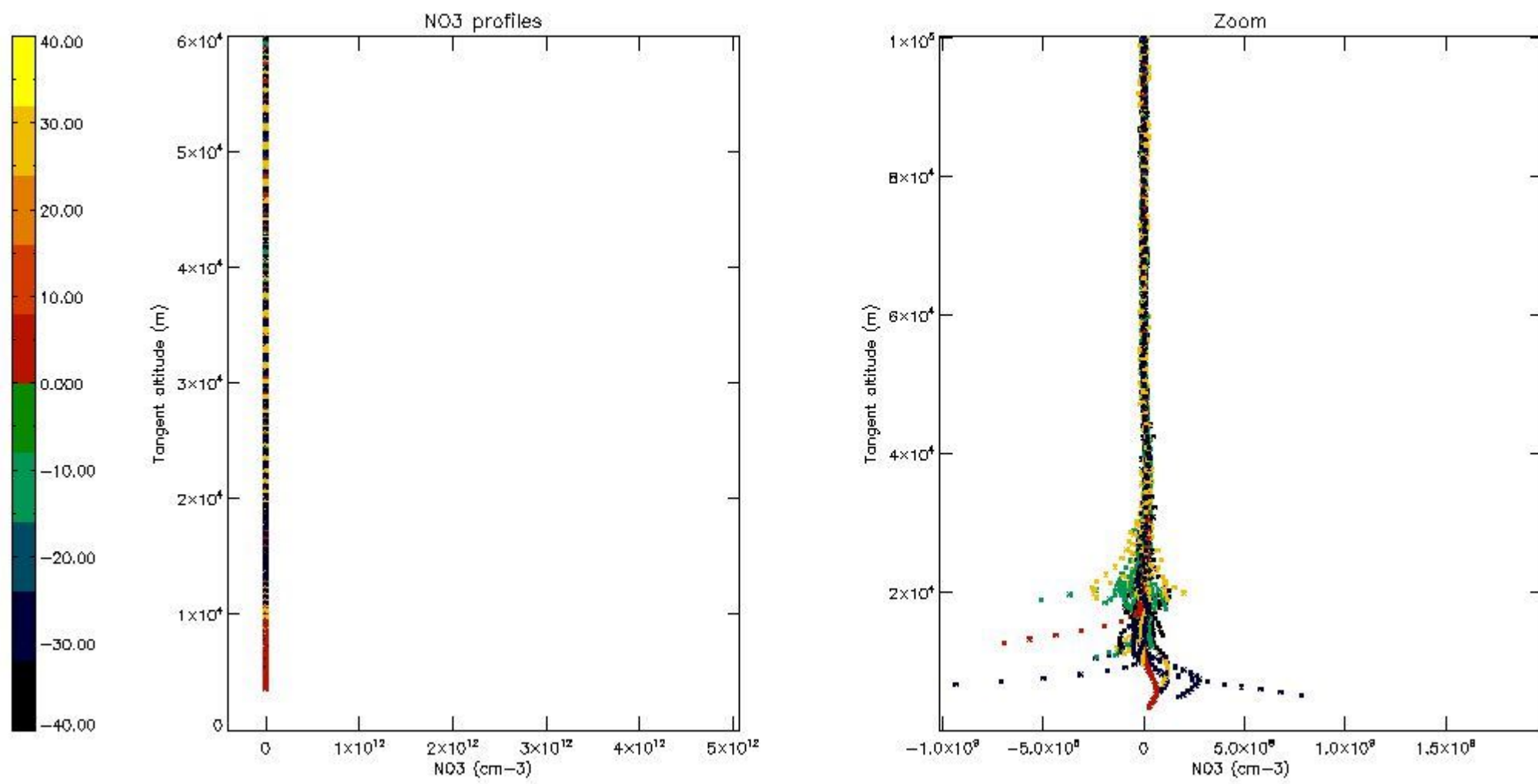
5.6 Plot NO₂ profiles for all STD (dark without errors)

The colorbar represents the latitude.



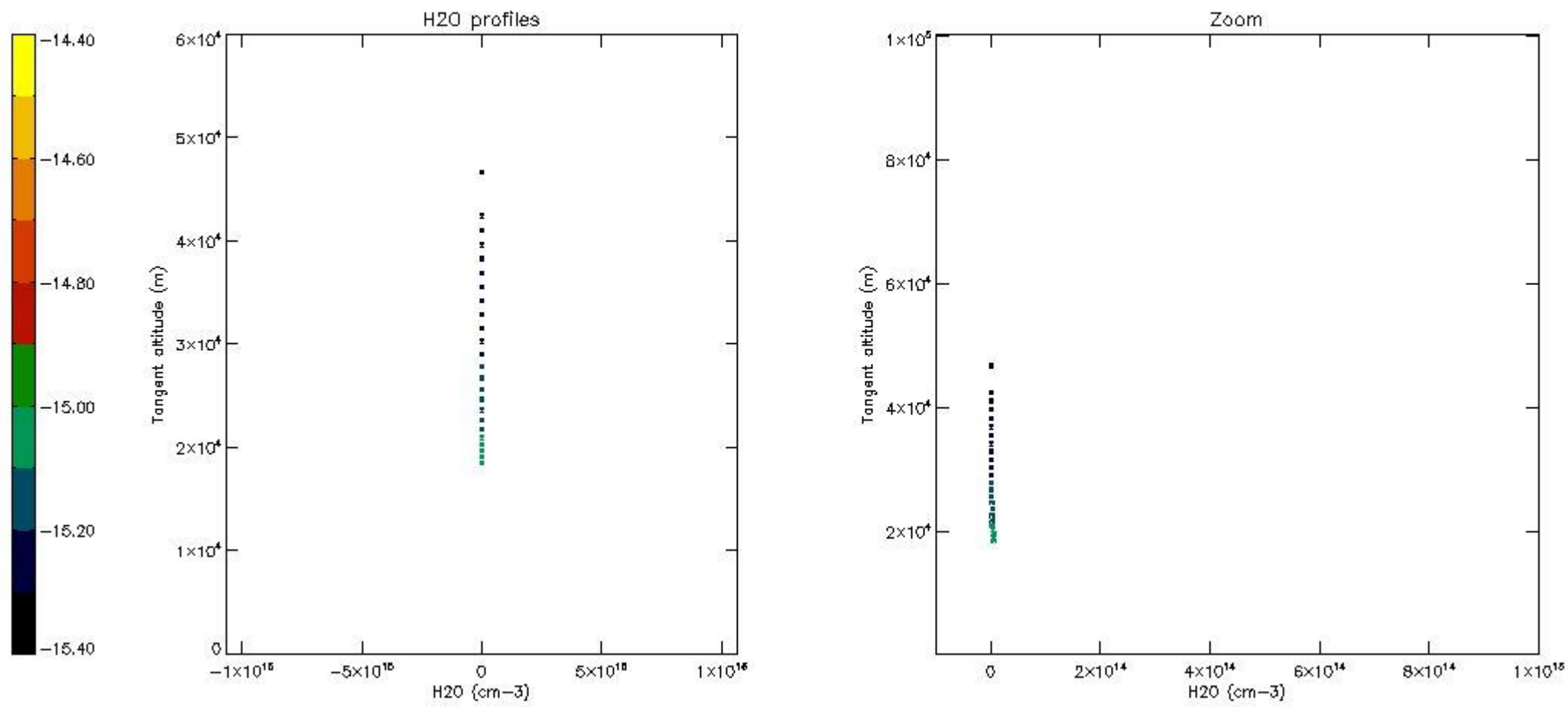
5.7 Plot NO3 profiles for all STD (dark without errors)

The colorbar represents the latitude.



5.8 Plot H2O profiles for all STD (only for occultations of stars 1,2,3,4,13,14,16,26,63 dark without errors)

The colorbar represents the latitude.



6. Auxiliary Data Files used for the production reported in section 2

The number reported in the third column indicates since which file (see list in section 2) the corresponding auxiliary file has been used. The fourth column is the date of those product files.

Type	Auxiliary Filename	Used since product	Used since product date
INST_PHYS_CHARACTERISTICS	GOM_INS_AXVIEC20091111_143220_20030716_120000_20500101_000000	1	21-OCT-2007 02:45:00
LEVEL-2_PROC_CONFIG	GOM_PR2_AXVIEC20091111_152718_20020301_000000_20500101_000000	1	21-OCT-2007 02:45:00
CROSS_SECTIONS_FILE	GOM_CRS_AXVIEC20091111_154832_20020301_000000_20500101_000000	1	21-OCT-2007 02:45:00

GOMOS Level 2 Daily Report

SUMMARY

[1. General Info](#)

[2. Summary of processed GOM_NL_2P products](#)

[3. Level 2 Quality information per product](#)

[3.1 Plot of level 2 quality information per product \(time dependant\)](#)

[3.2 Plot of level 2 quality information per product \(world map\)](#)

[4. Level 1 Quality information per product \(stored on level 2 products\)](#)

[4.1 Plot of level 1 quality information per product \(time dependant\)](#)

[4.1.1 Plot of level 1 quality information per product \(time dependant\): ASCENDING](#)

[4.1.2 Plot of level 1 quality information per product \(time dependant\): DESCENDING](#)

[4.2 Plot of level 1 quality information per product \(world map\)](#)

[4.2.1 Plot of level 1 quality information per product \(world map\): ASCENDING](#)

[4.2.2 Plot of level 1 quality information per product \(world map\): DESCENDING](#)

[5. Ozone profiles based on quality statistics and other trace gas profiles](#)

[5.1 Ozone statistics based on quality of products](#)

[5.2 Plot ozone profiles for all STD \(dark without errors\)](#)

[5.3 Plot ozone profiles where STD < 20% \(dark without errors\)](#)

[5.4. Plot ozone profiles where STD < 10% \(dark without errors\)](#)

[5.5. Plot ozone profiles where STD < 5% \(dark without errors\)](#)

[5.6 Plot NO2 profiles for all STD \(dark without errors\)](#)

[5.7 Plot NO3 profiles for all STD \(dark without errors\)](#)

[5.8 Plot H2O profiles \(only for occultations of stars 1,2,3,4,13,14,16,26,63 dark without errors\) for all STD](#)

[6. Auxiliary Data Files used for the production reported in section 2](#)

This report presents the daily analysis on parameters extracted from GOMOS level 2 data (GOM_NL__2P). It is intended to monitor some important parameters that will impact the quality of these products. A list of level 2 products (and content) that have arrived during the reporting day to the PCF is also given.

Item	Value
Time of report generation	23APR2013 08:14:46
Data source version	GOMOS/6.01
Start time of products	21-10-2007 (21OCT2007 00:00:00)
Stop time of products	22-10-2007 (22OCT2007 00:00:00)
Store outputs in DB	Yes
Nb of level 2 prods	140
Nb of prods with errors	0

2. Summary of processed GOM_NL__2P products.

Nr	Filename	UTC Start time	Limb	Duration	Star Id	Star Name	Star Mag	Star Temp	Nb Meas	Orbit	Prod. error
1	GOM_NL__2PRFIN20071021_024500_000000442062_00376_29488_6458.N1	21-OCT-2007 02:45:00	Dark	44.000	34	Gam2Vel	1.7930	23000.	88	29488	No
2	GOM_NL__2PRFIN20071021_024645_000000382062_00376_29488_6459.N1	21-OCT-2007 02:46:45	Dark	37.500	29	Bet Car	1.6720	10200.	75	29488	No
3	GOM_NL__2PRFIN20071021_025040_000000502062_00376_29488_6460.N1	21-OCT-2007 02:50:40	Dark	50.000	2	Alp Car	-0.73600	7000.0	100	29488	No
4	GOM_NL__2PRFIN20071021_025749_000000382062_00376_29488_6461.N1	21-OCT-2007 02:57:49	Dark	37.500	143	Alp Hyi	2.8570	7200.0	75	29488	No
5	GOM_NL__2PRFIN20071021_025914_000000422062_00376_29488_6462.N1	21-OCT-2007 02:59:14	Dark	42.000	9	Alp Eri	0.45300	24000.	84	29488	No
6	GOM_NL__2PRFIN20071021_030203_000000442062_00376_29488_6463.N1	21-OCT-2007 03:02:03	Straylight	43.500	157	The1Eri	2.9060	9300.0	87	29488	No
7	GOM_NL__2PRFIN20071021_031043_000000432062_00376_29488_6464.N1	21-OCT-2007 03:10:43	Straylight	43.000	52	16Bet Cet	2.0370	4500.0	86	29488	No
8	GOM_NL__2PRFIN20071021_032015_000000352062_00376_29488_6465.N1	21-OCT-2007 03:20:15	Bright	34.500	140	88Gam Peg	2.8340	26000.	69	29488	No
9	GOM_NL__2PRFIN20071021_032410_000000362062_00376_29488_6466.N1	21-OCT-2007 03:24:10	Bright	35.500	58	21Alp And	2.0730	11000.	71	29488	No
10	GOM_NL__2PRFIN20071021_032621_000000412062_00376_29488_6467.N1	21-OCT-2007 03:26:21	Bright	40.500	53	43Bet And	2.0480	3300.0	81	29488	No
11	GOM_NL__2PRFIN20071021_033201_000000362062_00376_29488_6468.N1	21-OCT-2007 03:32:01	Bright	36.000	68	18Alp Cas	2.2250	4500.0	72	29488	No
12	GOM_NL__2PRFIN20071021_033320_000000362062_00376_29488_6469.N1	21-OCT-2007 03:33:20	Bright	36.000	76	27Gam Cas	2.3000	30000.	72	29488	No
13	GOM_NL__2PRFIN20071021_034111_000000342062_00376_29488_6470.N1	21-OCT-2007 03:41:11	Bright	33.500	49	1Alp UMi	1.9900	6300.0	67	29488	No
14	GOM_NL__2PRFIN20071021_034427_000000332062_00376_29488_6471.N1	21-OCT-2007 03:44:27	Bright	33.000	60	7Bet UMi	2.0810	3950.0	66	29488	No
15	GOM_NL__2PRFIN20071021_034926_000000382062_00376_29488_6472.N1	21-OCT-2007 03:49:26	Bright	38.000	36	50Alp UMa	1.8000	6300.0	76	29488	No
16	GOM_NL__2PRFIN20071021_035100_000000362062_00376_29488_6473.N1	21-OCT-2007 03:51:00	Bright	35.500	82	48Bet UMa	2.3650	10600.	71	29488	No
17	GOM_NL__2PRFIN20071021_035428_000000532062_00376_29488_6474.N1	21-OCT-2007 03:54:28	Bright	53.000	174	52Psi UMa	3.0040	4400.0	106	29488	No
18	GOM_NL__2PRFIN20071021_040220_000000382062_00376_29488_6475.N1	21-OCT-2007 04:02:20	Bright	38.000	51	41Gam1Leo	2.0100	4500.0	76	29488	No
19	GOM_NL__2PRFIN20071021_042055_000000422062_00376_29488_6476.N1	21-OCT-2007 04:20:55	Dark	42.000	113	Mu Vel	2.6920	5000.0	84	29488	No
20	GOM_NL__2PRFIN20071021_042217_000000542062_00376_29488_6477.N1	21-OCT-2007 04:22:17	Dark	54.000	65	Lam Vel	2.2040	4400.0	108	29488	No
21	GOM_NL__2PRFIN20071021_074651_000000432062_00379_29491_6498.N1	21-OCT-2007 07:46:51	Dark	42.500	34	Gam2Vel	1.7930	23000.	85	29491	No
22	GOM_NL__2PRFIN20071021_074834_000000442062_00379_29491_6499.N1	21-OCT-2007 07:48:34	Dark	43.500	29	Bet Car	1.6720	10200.	87	29491	No
23	GOM_NL__2PRFIN20071021_075230_000000452062_00379_29491_6500.N1	21-OCT-2007 07:52:30	Dark	45.000	2	Alp Car	-0.73600	7000.0	90	29491	No
24	GOM_NL__2PRFIN20071021_075937_000000372062_00379_29491_6501.N1	21-OCT-2007 07:59:37	Dark	37.000	143	Alp Hyi	2.8570	7200.0	74	29491	No
25	GOM_NL__2PRFIN20071021_080103_000000432062_00379_29491_6502.N1	21-OCT-2007 08:01:03	Dark	43.000	9	Alp Eri	0.45300	24000.	86	29491	No
26	GOM_NL__2PRFIN20071021_080353_000000442062_00379_29491_6503.N1	21-OCT-2007 08:03:53	Straylight	43.500	157	The1Eri	2.9060	9300.0	87	29491	No
27	GOM_NL__2PRFIN20071021_081232_000000442062_00379_29491_6504.N1	21-OCT-2007 08:12:32	Straylight	43.500	52	16Bet Cet	2.0370	4500.0	87	29491	No
28	GOM_NL__2PRFIN20071021_082203_000000362062_00379_29491_6505.N1	21-OCT-2007 08:22:03	Bright	35.500	140	88Gam Peg	2.8340	26000.	71	29491	No
29	GOM_NL__2PRFIN20071021_082558_000000362062_00379_29491_6506.N1	21-OCT-2007 08:25:58	Bright	36.000	58	21Alp And	2.0730	11000.	72	29491	No
30	GOM_NL__2PRFIN20071021_082808_000000402062_00379_29491_6507.N1	21-OCT-2007 08:28:08	Bright	39.500	53	43Bet And	2.0480	3300.0	79	29491	No
31	GOM_NL__2PRFIN20071021_083349_000000372062_00379_29491_6508.N1	21-OCT-2007 08:33:49	Bright	36.500	68	18Alp Cas	2.2250	4500.0	73	29491	No
32	GOM_NL__2PRFIN20071021_083508_000000372062_00379_29491_6509.N1	21-OCT-2007 08:35:08	Bright	37.000	76	27Gam Cas	2.3000	30000.	74	29491	No
33	GOM_NL__2PRFIN20071021_084258_000000362062_00379_29491_6510.N1	21-OCT-2007 08:42:58	Bright	35.500	49	1Alp UMi	1.9900	6300.0	71	29491	No
34	GOM_NL__2PRFIN20071021_084616_000000362062_00379_29491_6511.N1	21-OCT-2007 08:46:16	Bright	35.500	60	7Bet UMi	2.0810	3950.0	71	29491	No
35	GOM_NL__2PRFIN20071021_085113_000000382062_00379_29491_6512.N1	21-OCT-2007 08:51:13	Bright	38.000	36	50Alp UMa	1.8000	6300.0	76	29491	No
36	GOM_NL__2PRFIN20071021_085248_000000422062_00379_29491_6513.N1	21-OCT-2007 08:52:48	Bright	42.000	82	48Bet UMa	2.3650	10600.	84	29491	No
37	GOM_NL__2PRFIN20071021_085616_000000382062_00379_29491_6514.N1	21-OCT-2007 08:56:16	Bright	37.500	174	52Psi UMa	3.0040	4400.0	75	29491	No
38	GOM_NL__2PRFIN20071021_090409_000000392062_00379_29491_6515.N1	21-OCT-2007 09:04:09	Bright	38.500	51	41Gam1Leo	2.0100	4500.0	77	29491	No
39	GOM_NL__2PRFIN20071021_092243_000000402062_00379_29491_6516.N1	21-OCT-2007 09:22:43	Dark	39.500	113	Mu Vel	2.6920	5000.0	79	29491	No
40	GOM_NL__2PRFIN20071021_092407_000000492062_00379_29491_6517.N1	21-OCT-2007 09:24:07	Dark	48.500	65	Lam Vel	2.2040	4400.0	97	29491	No
41	GOM_NL__2PRFIN20071021_092728_000000422062_00380_29492_6518.N1	21-OCT-2007 09:27:28	Dark	42.000	34	Gam2Vel	1.7930	23000.	84	29492	No
42	GOM_NL__2PRFIN20071021_092910_000000442062_00380_29492_6519.N1	21-OCT-2007 09:29:10	Dark	43.500	29	Bet Car	1.6720	10200.	87	29492	No

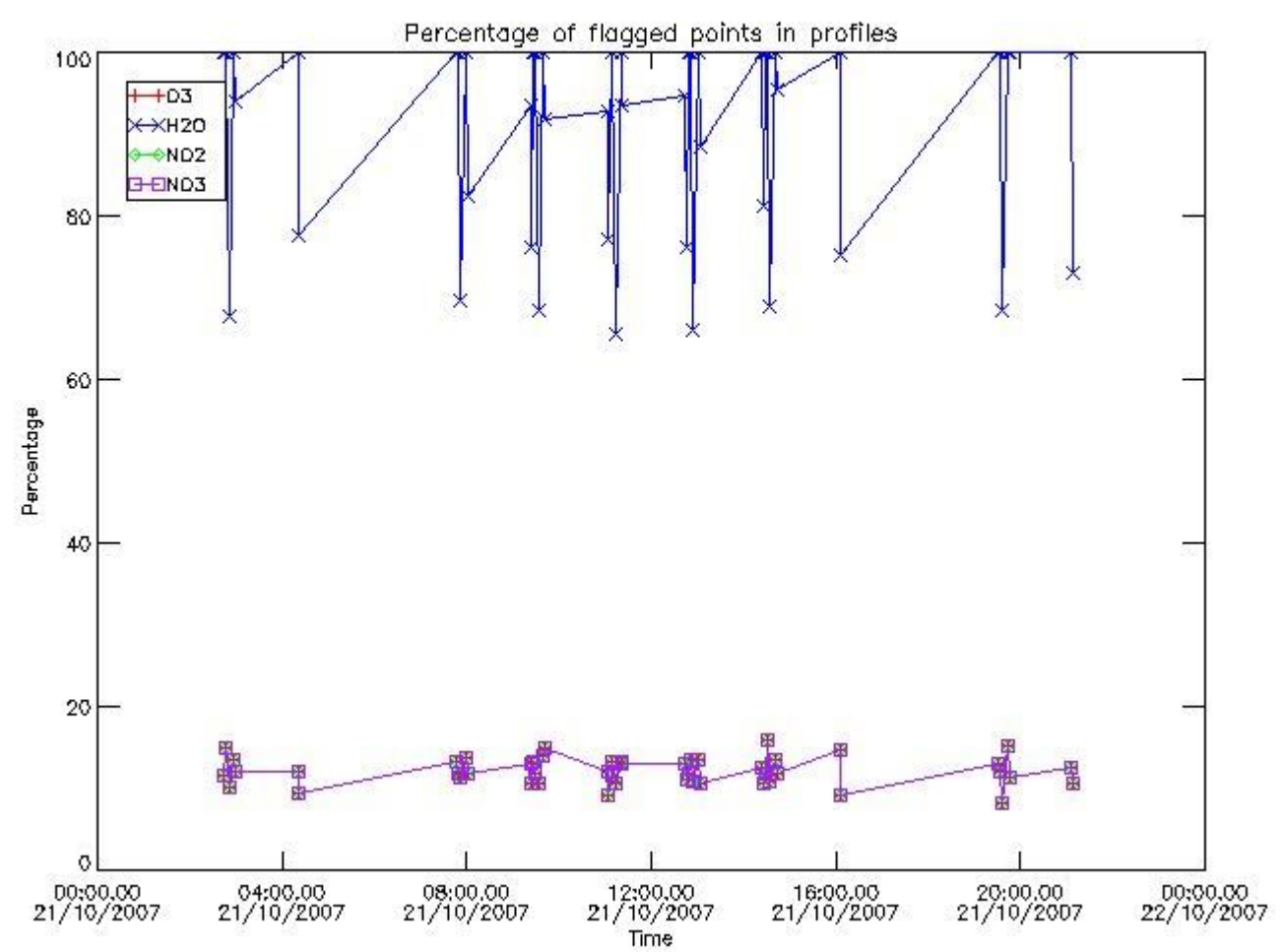
43	GOM_NL__2PRFIN20071021_093307_000000482062_00380_29492_6520.N1	21-OCT-2007 09:33:07	Dark	48.000	2	Alp Car	-0.73600	7000.0	96	29492	No
44	GOM_NL__2PRFIN20071021_094013_000000372062_00380_29492_6521.N1	21-OCT-2007 09:40:13	Dark	36.500	143	Alp Hyi	2.8570	7200.0	73	29492	No
45	GOM_NL__2PRFIN20071021_094139_000000382062_00380_29492_6522.N1	21-OCT-2007 09:41:39	Dark	37.500	9	Alp Eri	0.45300	24000.	75	29492	No
46	GOM_NL__2PRFIN20071021_094429_000000452062_00380_29492_6523.N1	21-OCT-2007 09:44:29	Straylight	45.000	157	The1Eri	2.9060	9300.0	90	29492	No
47	GOM_NL__2PRFIN20071021_095308_000000472062_00380_29492_6524.N1	21-OCT-2007 09:53:08	Straylight	46.500	52	16Bet Cet	2.0370	4500.0	93	29492	No
48	GOM_NL__2PRFIN20071021_100239_000000362062_00380_29492_6525.N1	21-OCT-2007 10:02:39	Bright	36.000	140	88Gam Peg	2.8340	26000.	72	29492	No
49	GOM_NL__2PRFIN20071021_100634_000000362062_00380_29492_6526.N1	21-OCT-2007 10:06:34	Bright	35.500	58	21Alp And	2.0730	11000.	71	29492	No
50	GOM_NL__2PRFIN20071021_100844_000000402062_00380_29492_6527.N1	21-OCT-2007 10:08:44	Bright	40.000	53	43Bet And	2.0480	3300.0	80	29492	No
51	GOM_NL__2PRFIN20071021_101425_000000372062_00380_29492_6528.N1	21-OCT-2007 10:14:25	Bright	36.500	68	18Alp Cas	2.2250	4500.0	73	29492	No
52	GOM_NL__2PRFIN20071021_101543_000000362062_00380_29492_6529.N1	21-OCT-2007 10:15:43	Bright	36.000	76	27Gam Cas	2.3000	30000.	72	29492	No
53	GOM_NL__2PRFIN20071021_102334_000000372062_00380_29492_6530.N1	21-OCT-2007 10:23:34	Bright	37.000	49	1Alp UMi	1.9900	6300.0	74	29492	No
54	GOM_NL__2PRFIN20071021_102652_000000362062_00380_29492_6531.N1	21-OCT-2007 10:26:52	Bright	36.000	60	7Bet UMi	2.0810	3950.0	72	29492	No
55	GOM_NL__2PRFIN20071021_103149_000000352062_00380_29492_6532.N1	21-OCT-2007 10:31:49	Bright	34.500	36	50Alp UMa	1.8000	6300.0	69	29492	No
56	GOM_NL__2PRFIN20071021_103323_000000352062_00380_29492_6533.N1	21-OCT-2007 10:33:23	Bright	35.000	82	48Bet UMa	2.3650	10600.	70	29492	No
57	GOM_NL__2PRFIN20071021_103652_000000342062_00380_29492_6534.N1	21-OCT-2007 10:36:52	Bright	34.000	174	52Psi UMa	3.0040	4400.0	68	29492	No
58	GOM_NL__2PRFIN20071021_104445_000000422062_00380_29492_6535.N1	21-OCT-2007 10:44:45	Bright	42.000	51	41Gam1Leo	2.0100	4500.0	84	29492	No
59	GOM_NL__2PRFIN20071021_110319_000000432062_00380_29492_6536.N1	21-OCT-2007 11:03:19	Dark	42.500	113	Mu Vel	2.6920	5000.0	85	29492	No
60	GOM_NL__2PRFIN20071021_110443_000000552062_00380_29492_6537.N1	21-OCT-2007 11:04:43	Dark	55.000	65	Lam Vel	2.2040	4400.0	110	29492	No
61	GOM_NL__2PRFIN20071021_110804_000000452062_00381_29493_6530.N1	21-OCT-2007 11:08:04	Dark	44.500	34	Gam2Vel	1.7930	23000.	89	29493	No
62	GOM_NL__2PRFIN20071021_110946_000000392062_00381_29493_6531.N1	21-OCT-2007 11:09:46	Dark	38.500	29	Bet Car	1.6720	10200.	77	29493	No
63	GOM_NL__2PRFIN20071021_111343_000000492062_00381_29493_6532.N1	21-OCT-2007 11:13:43	Dark	48.500	2	Alp Car	-0.73600	7000.0	97	29493	No
64	GOM_NL__2PRFIN20071021_112050_000000392062_00381_29493_6533.N1	21-OCT-2007 11:20:50	Dark	38.500	143	Alp Hyi	2.8570	7200.0	77	29493	No
65	GOM_NL__2PRFIN20071021_112215_000000402062_00381_29493_6534.N1	21-OCT-2007 11:22:15	Dark	39.500	9	Alp Eri	0.45300	24000.	79	29493	No
66	GOM_NL__2PRFIN20071021_112505_000000412062_00381_29493_6535.N1	21-OCT-2007 11:25:05	Straylight	41.000	157	The1Eri	2.9060	9300.0	82	29493	No
67	GOM_NL__2PRFIN20071021_113343_000000442062_00381_29493_6536.N1	21-OCT-2007 11:33:43	Straylight	44.000	52	16Bet Cet	2.0370	4500.0	88	29493	No
68	GOM_NL__2PRFIN20071021_114315_000000362062_00381_29493_6537.N1	21-OCT-2007 11:43:15	Bright	36.000	140	88Gam Peg	2.8340	26000.	72	29493	No
69	GOM_NL__2PRFIN20071021_114710_000000362062_00381_29493_6538.N1	21-OCT-2007 11:47:10	Bright	35.500	58	21Alp And	2.0730	11000.	71	29493	No
70	GOM_NL__2PRFIN20071021_114920_000000402062_00381_29493_6539.N1	21-OCT-2007 11:49:20	Bright	39.500	53	43Bet And	2.0480	3300.0	79	29493	No
71	GOM_NL__2PRFIN20071021_115500_000000362062_00381_29493_6540.N1	21-OCT-2007 11:55:00	Bright	35.500	68	18Alp Cas	2.2250	4500.0	71	29493	No
72	GOM_NL__2PRFIN20071021_115619_000000362062_00381_29493_6541.N1	21-OCT-2007 11:56:19	Bright	36.000	76	27Gam Cas	2.3000	30000.	72	29493	No
73	GOM_NL__2PRFIN20071021_120410_000000362062_00381_29493_6542.N1	21-OCT-2007 12:04:10	Bright	36.000	49	1Alp UMi	1.9900	6300.0	72	29493	No
74	GOM_NL__2PRFIN20071021_120728_000000382062_00381_29493_6543.N1	21-OCT-2007 12:07:28	Bright	37.500	60	7Bet UMi	2.0810	3950.0	75	29493	No
75	GOM_NL__2PRFIN20071021_121225_000000532062_00381_29493_6544.N1	21-OCT-2007 12:12:25	Bright	53.000	36	50Alp UMa	1.8000	6300.0	106	29493	No
76	GOM_NL__2PRFIN20071021_121359_000000362062_00381_29493_6545.N1	21-OCT-2007 12:13:59	Bright	35.500	82	48Bet UMa	2.3650	10600.	71	29493	No
77	GOM_NL__2PRFIN20071021_121728_000000412062_00381_29493_6546.N1	21-OCT-2007 12:17:28	Bright	41.000	174	52Psi UMa	3.0040	4400.0	82	29493	No
78	GOM_NL__2PRFIN20071021_122521_000000412062_00381_29493_6547.N1	21-OCT-2007 12:25:21	Bright	41.000	51	41Gam1Leo	2.0100	4500.0	82	29493	No
79	GOM_NL__2PRFIN20071021_124356_000000392062_00381_29493_6548.N1	21-OCT-2007 12:43:56	Dark	39.000	113	Mu Vel	2.6920	5000.0	78	29493	No
80	GOM_NL__2PRFIN20071021_124520_000000552062_00381_29493_6549.N1	21-OCT-2007 12:45:20	Dark	55.000	65	Lam Vel	2.2040	4400.0	110	29493	No
81	GOM_NL__2PRFIN20071021_124841_000000432062_00382_29494_6545.N1	21-OCT-2007 12:48:41	Dark	43.000	34	Gam2Vel	1.7930	23000.	86	29494	No
82	GOM_NL__2PRFIN20071021_125022_000000382062_00382_29494_6546.N1	21-OCT-2007 12:50:22	Dark	37.500	29	Bet Car	1.6720	10200.	75	29494	No
83	GOM_NL__2PRFIN20071021_125420_000000482062_00382_29494_6547.N1	21-OCT-2007 12:54:20	Dark	47.500	2	Alp Car	-0.73600	7000.0	95	29494	No
84	GOM_NL__2PRFIN20071021_130126_000000382062_00382_29494_6548.N1	21-OCT-2007 13:01:26	Dark	37.500	143	Alp Hyi	2.8570	7200.0	75	29494	No
85	GOM_NL__2PRFIN20071021_130251_000000482062_00382_29494_6549.N1	21-OCT-2007 13:02:51	Dark	48.000	9	Alp Eri	0.45300	24000.	96	29494	No
86	GOM_NL__2PRFIN20071021_130542_000000422062_00382_29494_6550.N1	21-OCT-2007 13:05:42	Straylight	42.000	157	The1Eri	2.9060	9300.0	84	29494	No
87	GOM_NL__2PRFIN20071021_131420_000000432062_00382_29494_6551.N1	21-OCT-2007 13:14:20	Straylight	43.000	52	16Bet Cet	2.0370	4500.0	86	29494	No
88	GOM_NL__2PRFIN20071021_132351_000000362062_00382_29494_6552.N1	21-OCT-2007 13:23:51	Bright	36.000	140	88Gam Peg	2.8340	26000.	72	29494	No
89	GOM_NL__2PRFIN20071021_132746_000000352062_00382_29494_6553.N1	21-OCT-2007 13:27:46	Bright	35.000	58	21Alp And	2.0730	11000.	70	29494	No
90	GOM_NL__2PRFIN20071021_132955_000000382062_00382_29494_6554.N1	21-OCT-2007 13:29:55	Bright	38.000	53	43Bet And	2.0480	3300.0	76	29494	No
91	GOM_NL__2PRFIN20071021_133536_000000392062_00382_29494_6555.N1	21-OCT-2007 13:35:36	Bright	38.500	68	18Alp Cas	2.2250	4500.0	77	29494	No
92	GOM_NL__2PRFIN20071021_133655_000000372062_00382_29494_6556.N1	21-OCT-2007 13:36:55	Bright	36.500	76	27Gam Cas	2.3000	30000.	73	29494	No
93	GOM_NL__2PRFIN20071021_134446_000000362062_00382_29494_6557.N1	21-OCT-2007 13:44:46	Bright	36.000	49	1Alp UMi	1.9900	6300.0	72	29494	No
94	GOM_NL__2PRFIN20071021_134804_000000352062_00382_29494_6558.N1	21-OCT-2007 13:48:04	Bright	35.000	60	7Bet UMi	2.0810	3950.0	70	29494	No
95	GOM_NL__2PRFIN20071021_135301_000000482062_00382_29494_6559.N1	21-OCT-2007 13:53:01	Bright	48.000	36	50Alp UMa	1.8000	6300.0	96	29494	No
96	GOM_NL__2PRFIN20071021_135435_000000532062_00382_29494_6560.N1	21-OCT-2007 13:54:35	Bright	53.000	82	48Bet UMa	2.3650	10600.	106	29494	No
97	GOM_NL__2PRFIN20071021_135804_000000532062_00382_29494_6561.N1	21-OCT-2007 13:58:04	Bright	53.000	174	52Psi UMa	3.0040	4400.0	106	29494	No
98	GOM_NL__2PRFIN20071021_140557_000000412062_00382_29494_6562.N1	21-OCT-2007 14:05:57	Bright	41.000	51	41Gam1Leo	2.0100	4500.0	82	29494	No
99	GOM_NL__2PRFIN20071021_142432_000000412062_00382_29494_6563.N1	21-OCT-2007 14:24:32	Dark	40.500	113	Mu Vel	2.6920	5000.0	81	29494	No
100	GOM_NL__2PRFIN20071021_142556_000000492062_00382_29494_6564.N1	21-OCT-2007 14:25:56	Dark	48.500	65	Lam Vel	2.2040	4400.0	97	29494	No
101	GOM_NL__2PRFIN20071021_142918_000000432062_00383_29495_6558.N1	21-OCT-2007 14:29:18	Dark	43.000	34	Gam2Vel	1.7930	23000.	86	29495	No

102	GOM_NL__2PRFIN20071021_143059_000000392062_00383_29495_6559.N1	21-OCT-2007 14:30:59	Dark	38.500	29	Bet Car	1.6720	10200.	77	29495	No
103	GOM_NL__2PRFIN20071021_143457_000000472062_00383_29495_6560.N1	21-OCT-2007 14:34:57	Dark	47.000	2	Alp Car	-0.73600	7000.0	94	29495	No
104	GOM_NL__2PRFIN20071021_144202_000000382062_00383_29495_6561.N1	21-OCT-2007 14:42:02	Dark	37.500	143	Alp Hyi	2.8570	7200.0	75	29495	No
105	GOM_NL__2PRFIN20071021_144327_000000442062_00383_29495_6562.N1	21-OCT-2007 14:43:27	Dark	43.500	9	Alp Eri	0.45300	24000.	87	29495	No
106	GOM_NL__2PRFIN20071021_144618_000000442062_00383_29495_6563.N1	21-OCT-2007 14:46:18	Straylight	43.500	157	The1Eri	2.9060	9300.0	87	29495	No
107	GOM_NL__2PRFIN20071021_145456_000000452062_00383_29495_6564.N1	21-OCT-2007 14:54:56	Straylight	44.500	52	16Bet Cet	2.0370	4500.0	89	29495	No
108	GOM_NL__2PRFIN20071021_150427_000000362062_00383_29495_6565.N1	21-OCT-2007 15:04:27	Bright	36.000	140	88Gam Peg	2.8340	26000.	72	29495	No
109	GOM_NL__2PRFIN20071021_150822_000000362062_00383_29495_6566.N1	21-OCT-2007 15:08:22	Bright	36.000	58	21Alp And	2.0730	11000.	72	29495	No
110	GOM_NL__2PRFIN20071021_151031_000000412062_00383_29495_6567.N1	21-OCT-2007 15:10:31	Bright	40.500	53	43Bet And	2.0480	3300.0	81	29495	No
111	GOM_NL__2PRFIN20071021_151612_000000352062_00383_29495_6568.N1	21-OCT-2007 15:16:12	Bright	35.000	68	18Alp Cas	2.2250	4500.0	70	29495	No
112	GOM_NL__2PRFIN20071021_151730_000000382062_00383_29495_6569.N1	21-OCT-2007 15:17:30	Bright	38.000	76	27Gam Cas	2.3000	30000.	76	29495	No
113	GOM_NL__2PRFIN20071021_152522_000000362062_00383_29495_6570.N1	21-OCT-2007 15:25:22	Bright	36.000	49	1Alp UMi	1.9900	6300.0	72	29495	No
114	GOM_NL__2PRFIN20071021_152840_000000362062_00383_29495_6571.N1	21-OCT-2007 15:28:40	Bright	35.500	60	7Bet UMi	2.0810	3950.0	71	29495	No
115	GOM_NL__2PRFIN20071021_153337_000000382062_00383_29495_6572.N1	21-OCT-2007 15:33:37	Bright	37.500	36	50Alp UMa	1.8000	6300.0	75	29495	No
116	GOM_NL__2PRFIN20071021_153511_000000342062_00383_29495_6573.N1	21-OCT-2007 15:35:11	Bright	34.000	82	48Bet UMa	2.3650	10600.	68	29495	No
117	GOM_NL__2PRFIN20071021_153840_000000382062_00383_29495_6574.N1	21-OCT-2007 15:38:40	Bright	37.500	174	52Psi UMa	3.0040	4400.0	75	29495	No
118	GOM_NL__2PRFIN20071021_154634_000000412062_00383_29495_6575.N1	21-OCT-2007 15:46:34	Bright	40.500	51	41Gam1Leo	2.0100	4500.0	81	29495	No
119	GOM_NL__2PRFIN20071021_160508_000000382062_00383_29495_6576.N1	21-OCT-2007 16:05:08	Dark	38.000	113	Mu Vel	2.6920	5000.0	76	29495	No
120	GOM_NL__2PRFIN20071021_160633_000000552062_00383_29495_6577.N1	21-OCT-2007 16:06:33	Dark	55.000	65	Lam Vel	2.2040	4400.0	110	29495	No
121	GOM_NL__2PRFIN20071021_193045_000000402062_00386_29498_6621.N1	21-OCT-2007 19:30:45	Dark	39.500	46	Del Vel	1.9540	10600.	79	29498	No
122	GOM_NL__2PRFIN20071021_193247_000000432062_00386_29498_6622.N1	21-OCT-2007 19:32:47	Dark	42.500	29	Bet Car	1.6720	10200.	85	29498	No
123	GOM_NL__2PRFIN20071021_193647_000000622062_00386_29498_6623.N1	21-OCT-2007 19:36:47	Dark	62.000	2	Alp Car	-0.73600	7000.0	124	29498	No
124	GOM_NL__2PRFIN20071021_194351_000000372062_00386_29498_6624.N1	21-OCT-2007 19:43:51	Dark	37.000	143	Alp Hyi	2.8570	7200.0	74	29498	No
125	GOM_NL__2PRFIN20071021_194516_000000452062_00386_29498_6625.N1	21-OCT-2007 19:45:16	Dark	45.000	9	Alp Eri	0.45300	24000.	90	29498	No
126	GOM_NL__2PRFIN20071021_194807_000000422062_00386_29498_6626.N1	21-OCT-2007 19:48:07	Straylight	42.000	157	The1Eri	2.9060	9300.0	84	29498	No
127	GOM_NL__2PRFIN20071021_195644_000000422062_00386_29498_6627.N1	21-OCT-2007 19:56:44	Straylight	42.000	52	16Bet Cet	2.0370	4500.0	84	29498	No
128	GOM_NL__2PRFIN20071021_200615_000000362062_00386_29498_6628.N1	21-OCT-2007 20:06:15	Bright	35.500	140	88Gam Peg	2.8340	26000.	71	29498	No
129	GOM_NL__2PRFIN20071021_201010_000000362062_00386_29498_6629.N1	21-OCT-2007 20:10:10	Bright	36.000	58	21Alp And	2.0730	11000.	72	29498	No
130	GOM_NL__2PRFIN20071021_201218_000000402062_00386_29498_6630.N1	21-OCT-2007 20:12:18	Bright	40.000	53	43Bet And	2.0480	3300.0	80	29498	No
131	GOM_NL__2PRFIN20071021_201759_000000342062_00386_29498_6631.N1	21-OCT-2007 20:17:59	Bright	33.500	68	18Alp Cas	2.2250	4500.0	67	29498	No
132	GOM_NL__2PRFIN20071021_201918_000000382062_00386_29498_6632.N1	21-OCT-2007 20:19:18	Bright	37.500	76	27Gam Cas	2.3000	30000.	75	29498	No
133	GOM_NL__2PRFIN20071021_202710_000000362062_00386_29498_6633.N1	21-OCT-2007 20:27:10	Bright	36.000	49	1Alp UMi	1.9900	6300.0	72	29498	No
134	GOM_NL__2PRFIN20071021_203029_000000372062_00386_29498_6634.N1	21-OCT-2007 20:30:29	Bright	36.500	60	7Bet UMi	2.0810	3950.0	73	29498	No
135	GOM_NL__2PRFIN20071021_203525_000000392062_00386_29498_6635.N1	21-OCT-2007 20:35:25	Bright	38.500	36	50Alp UMa	1.8000	6300.0	77	29498	No
136	GOM_NL__2PRFIN20071021_203659_000000472062_00386_29498_6636.N1	21-OCT-2007 20:36:59	Bright	47.000	82	48Bet UMa	2.3650	10600.	94	29498	No
137	GOM_NL__2PRFIN20071021_204028_000000352062_00386_29498_6637.N1	21-OCT-2007 20:40:28	Bright	35.000	174	52Psi UMa	3.0040	4400.0	70	29498	No
138	GOM_NL__2PRFIN20071021_204822_000000412062_00386_29498_6638.N1	21-OCT-2007 20:48:22	Bright	41.000	51	41Gam1Leo	2.0100	4500.0	82	29498	No
139	GOM_NL__2PRFIN20071021_210657_000000412062_00386_29498_6639.N1	21-OCT-2007 21:06:57	Dark	41.000	113	Mu Vel	2.6920	5000.0	82	29498	No
140	GOM_NL__2PRFIN20071021_210823_000000492062_00386_29498_6640.N1	21-OCT-2007 21:08:23	Dark	48.500	65	Lam Vel	2.2040	4400.0	97	29498	No

3. Quality information per product

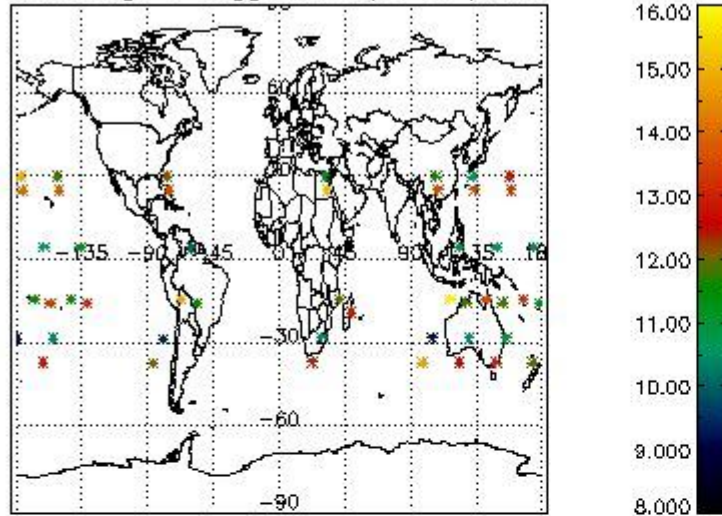
In this section it is plotted some information contained in the Quality Summary data set of the level 2 products. Only products in dark limb conditions and without errors (error flag in the MPH set to "0") are used.

3.1 Plot quality information per product (time dependant)

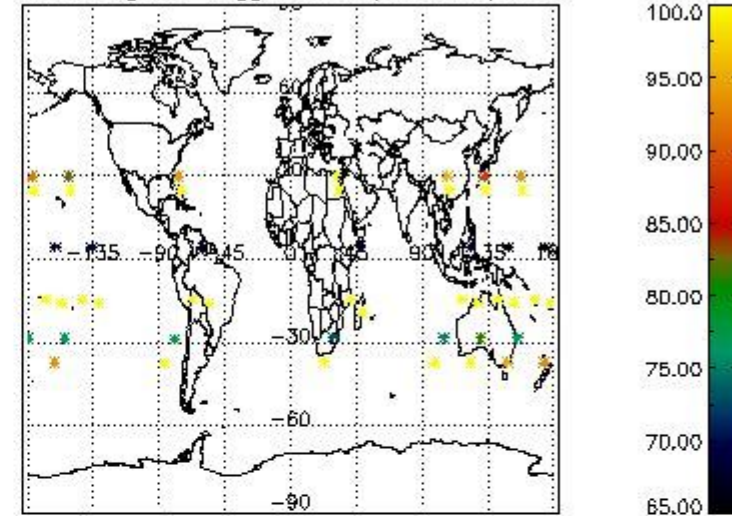


3.2 Plot quality information per product (world map)

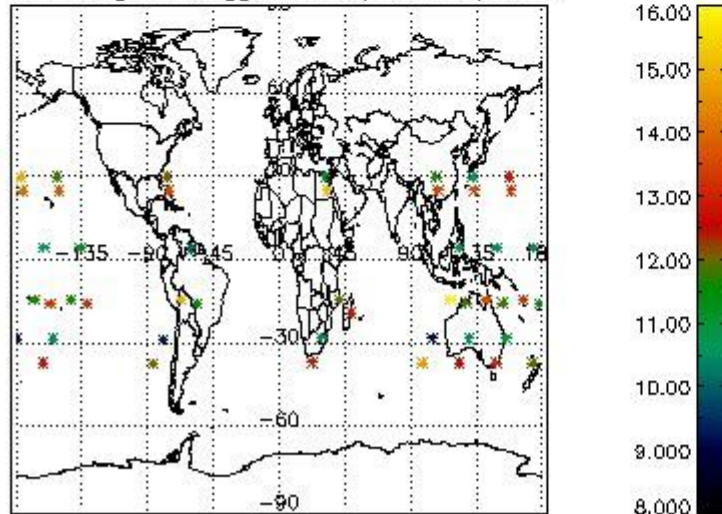
Percentage of flagged data per O3 profile



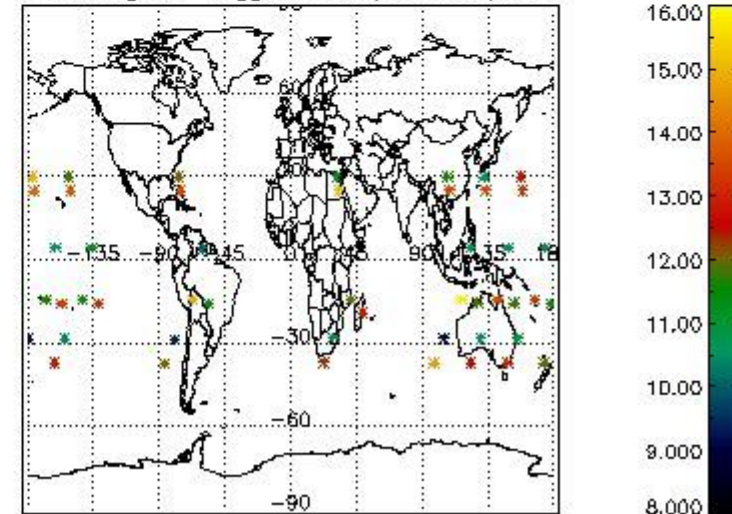
Percentage of flagged data per H2O profile



Percentage of flagged data per NO2 profile



Percentage of flagged data per NO3 profile

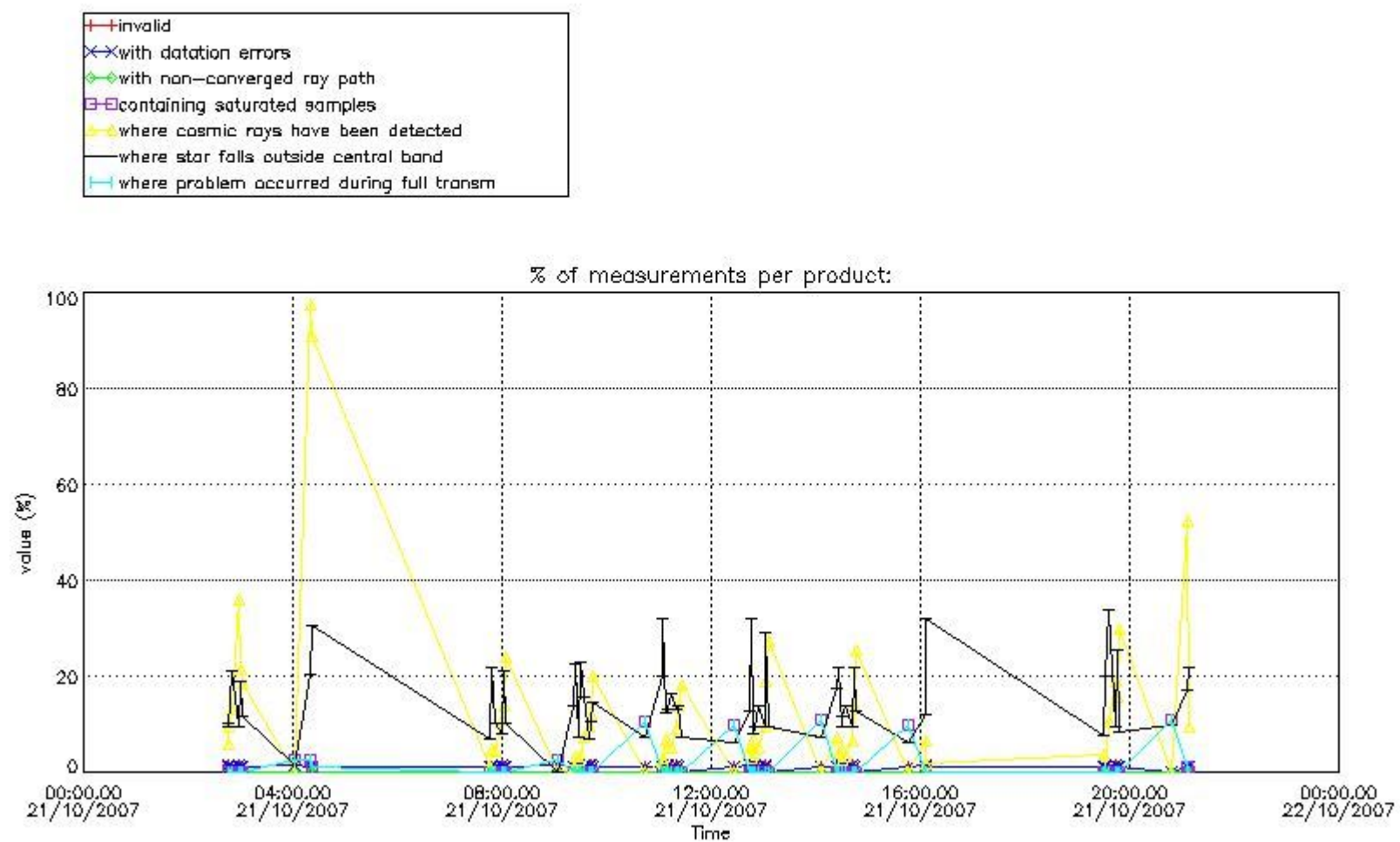


4. Level 1 quality information per product

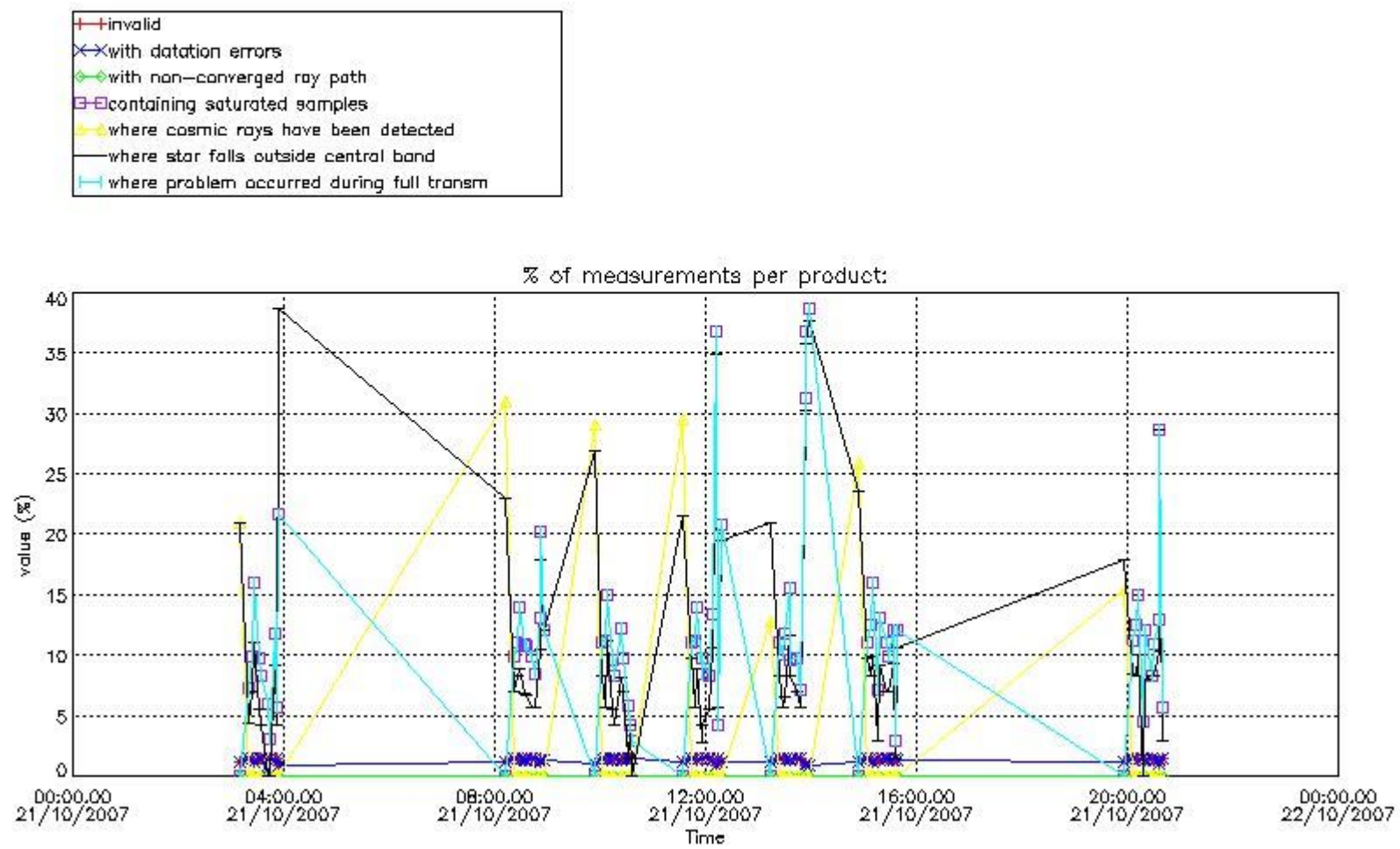
In this section it is plotted some information contained in the Quality Summary data set of the level 2 products that comes from the level 1b processing. Products without errors (error flag in the MPH set to "0") are used.

4.1 Plot quality information per product (time dependant) coming from level 1b processing

4.1.1 Plot level 1 quality information per product (time dependant): ENVISAT ASCENDING passes



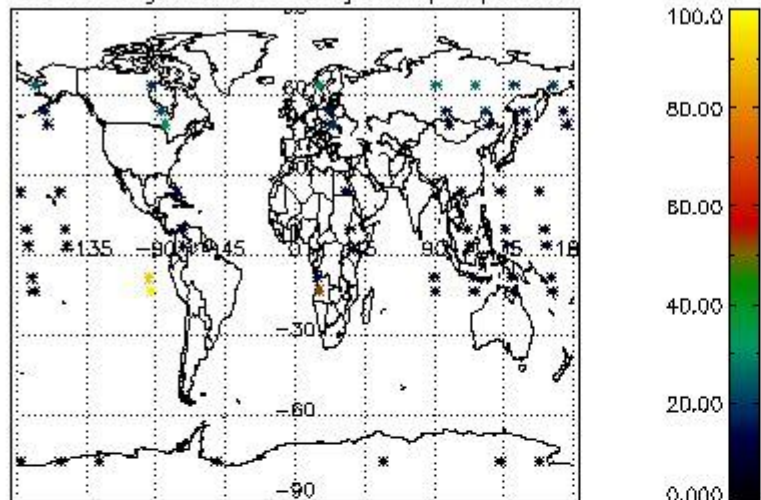
4.1.2 Plot level 1 quality information per product (time dependant): ENVI SAT DESCENDING passes



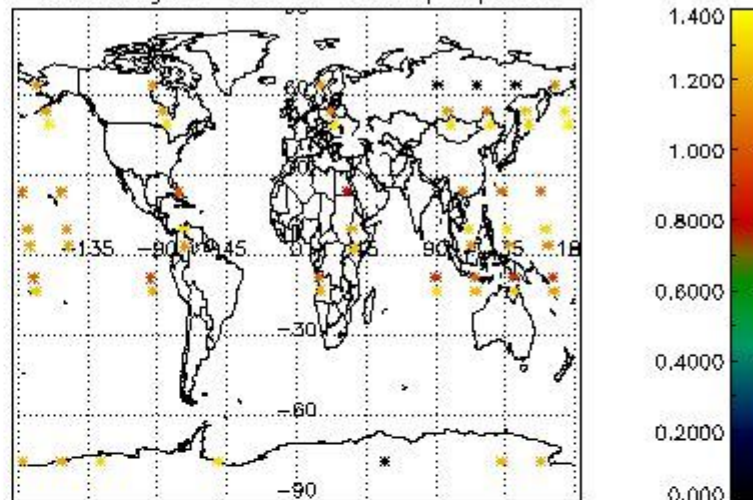
4.2 Plot quality information per product coming from level 1b processing (world map)

4.2.1 Plot level 1 quality information per product (world map): ENVISAT ASCENDING passes

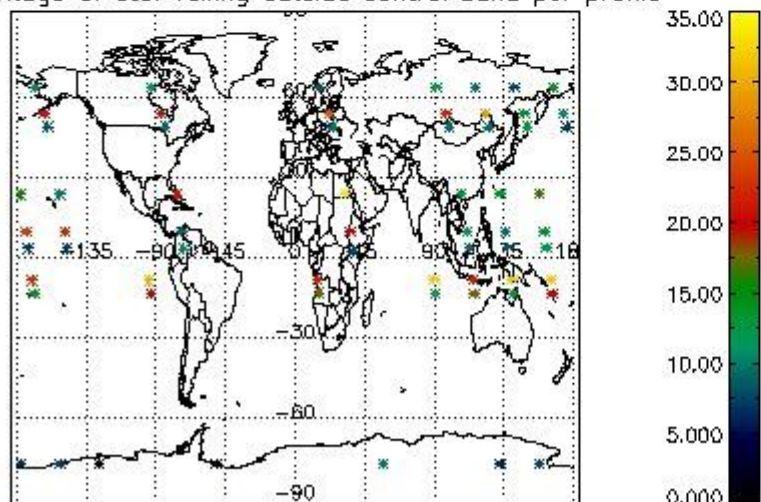
Percentage of cosmic ray hits per profile



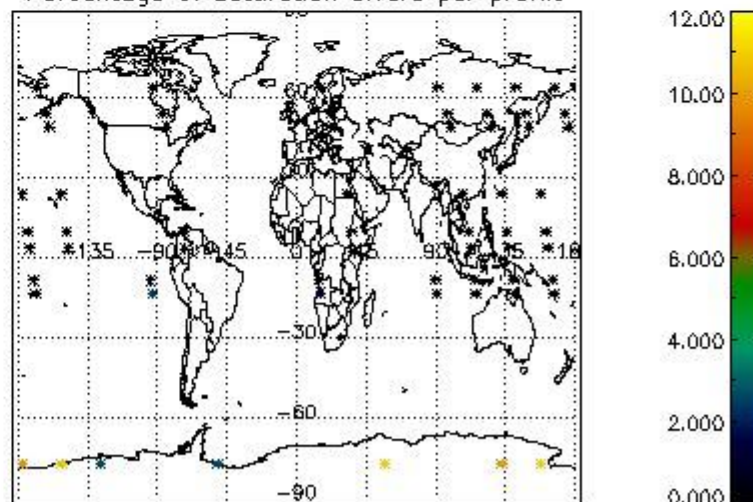
Percentage of datation errors per profile



Percentage of star falling outside central band per profile

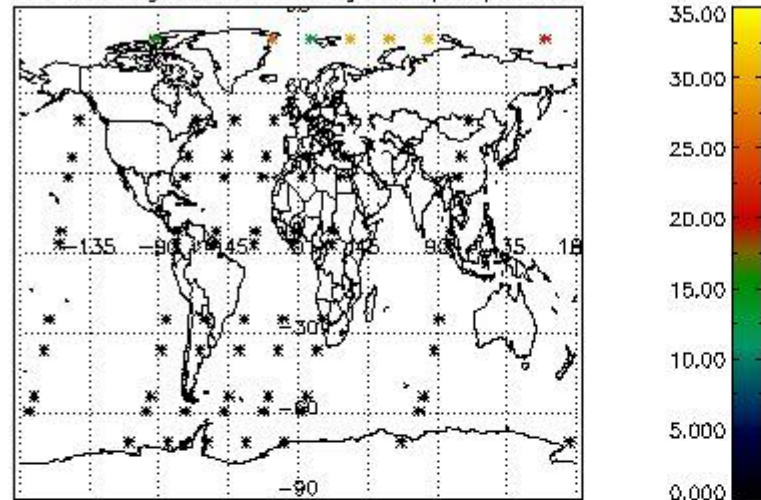


Percentage of saturation errors per profile

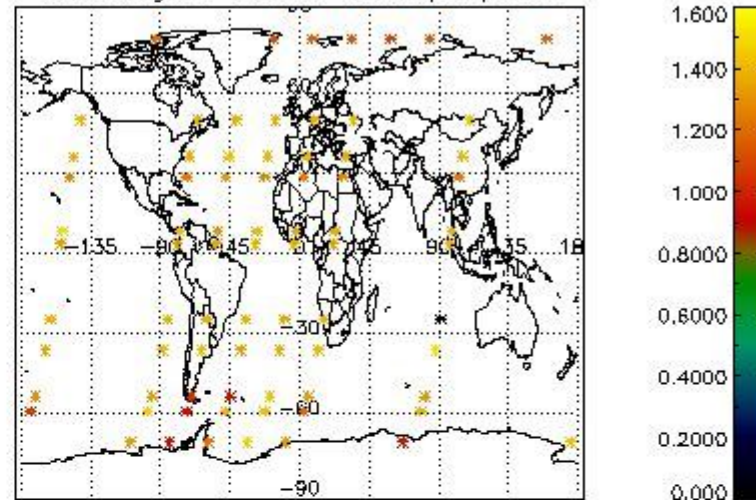


4.2.2 Plot level 1 quality information per product (world map): ENVISAT DESCENDING passes

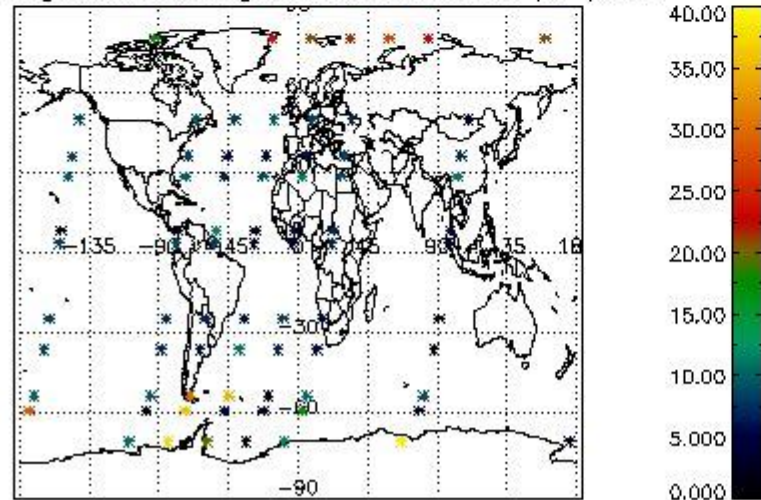
Percentage of cosmic ray hits per profile



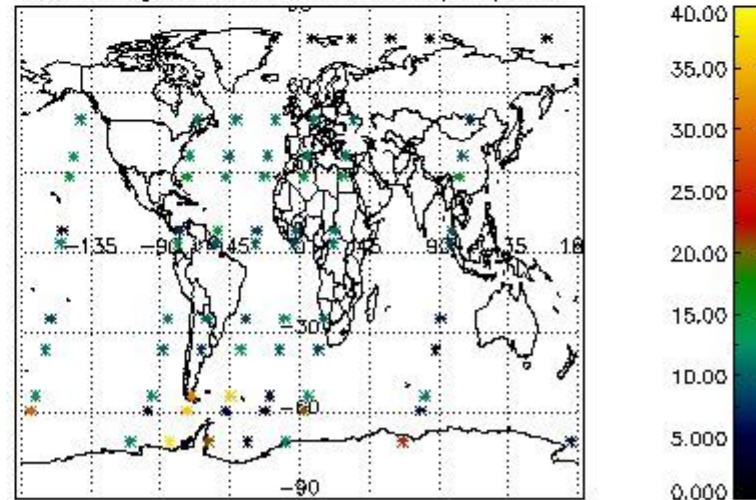
Percentage of datation errors per profile



Percentage of star falling outside central band per profile



Percentage of saturation errors per profile



5. Trace gas profiles

5.1 Ozone statistics based on quality of products

The final quality of the products can be "measured" using the STD (Standard Deviation) attached to every point profile. This information is written to the parameter GOM_NL__2P/NL_LOCAL_SPECIES_DENSITY/o3_std of the level 2 products. The table below shows the statistics for given STD ranges.

The statistics are given with respect to the overall valid production:

- Products without fatal errors: GOM_NL__2P/MPH/PRODUCT_ERR=0
- Valid point profile: GOM_NL__2P/NL_LOCAL_SPECIES_DENSITY/pcd(0)=0

The 'Criteria' is applied to valid points of dark limb products:

- Products in dark limb illumination condition: GOM_NL__2P/NL_SUMMARY_QUALITY/obs_ill_cond=0
- Products without fatal errors: GOM_NL__2P/MPH/PRODUCT_ERR=0
- Valid point profile: GOM_NL__2P/NL_LOCAL_SPECIES_DENSITY/pcd(0)=0

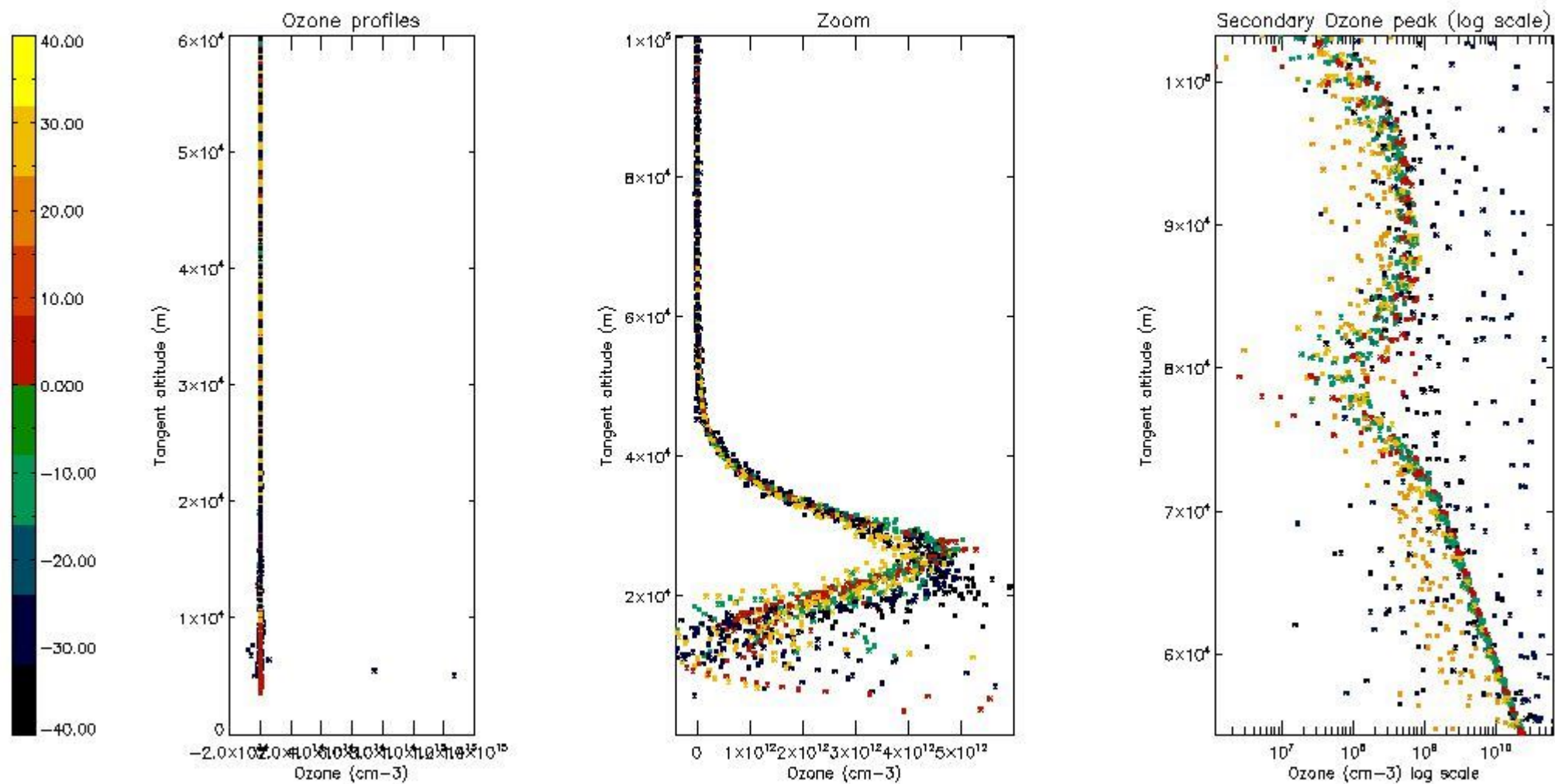
So, the table below shows the percentage of dark limb and valid observations for each criteria with respect to the overall valid daily observations.

Criteria	% of total production
All STD	39
STD < 20	21

STD < 10	17
STD < 5	12

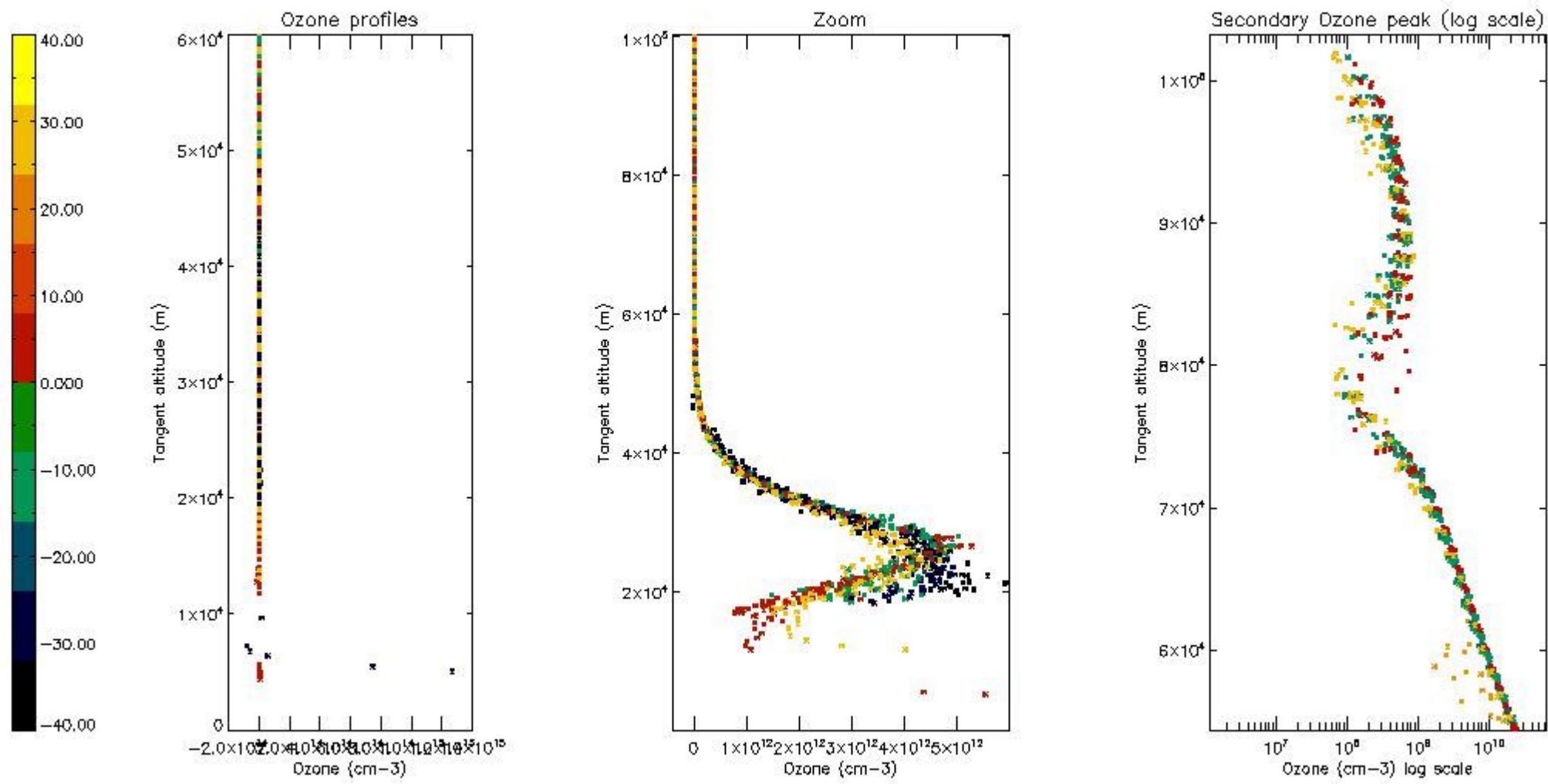
5.2 Plot ozone profiles for all STD (dark without errors)

The colorbar represents the latitude.



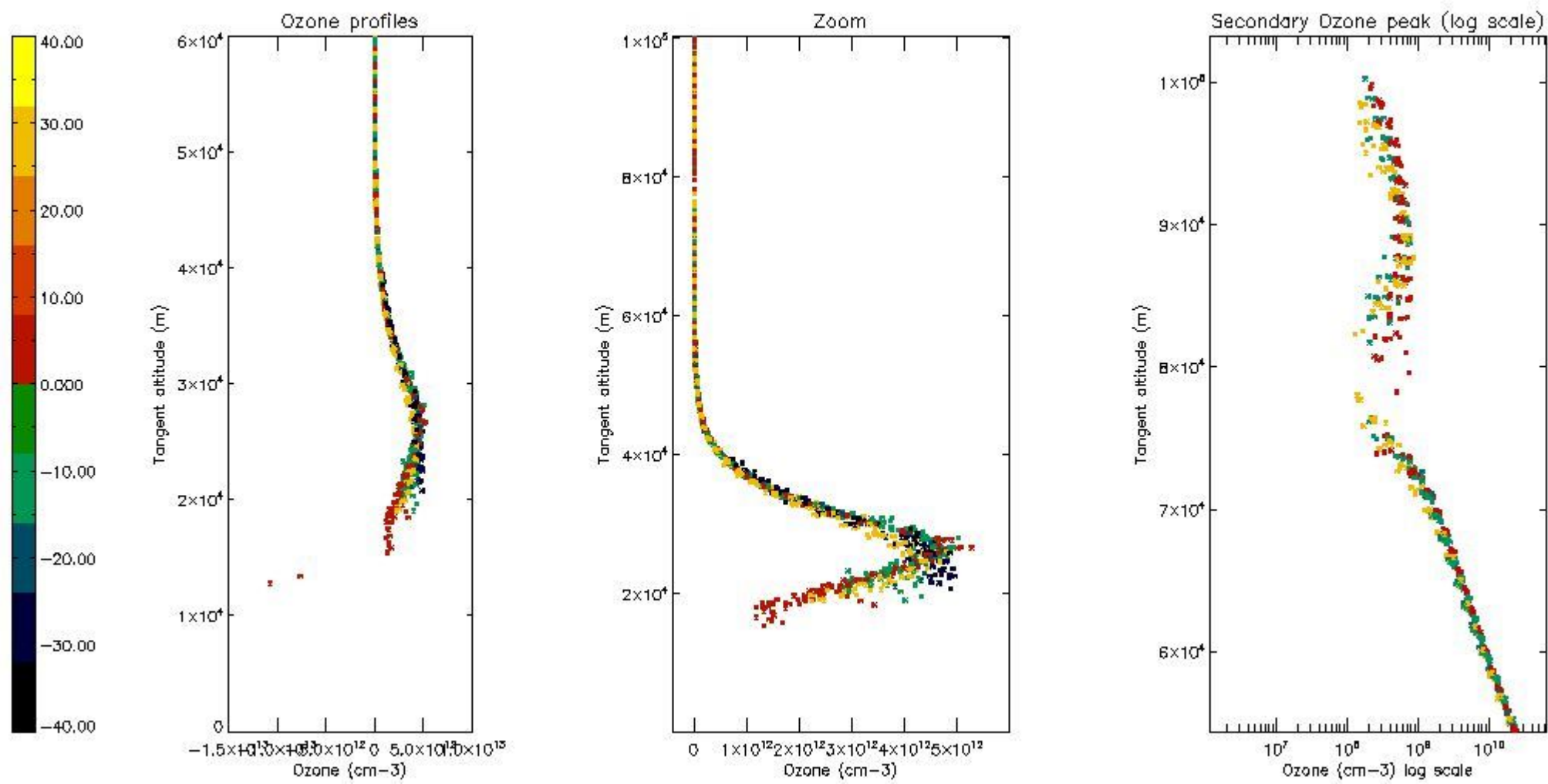
5.3 Plot ozone profiles where STD < 20% (dark without errors)

The colorbar represents the latitude.



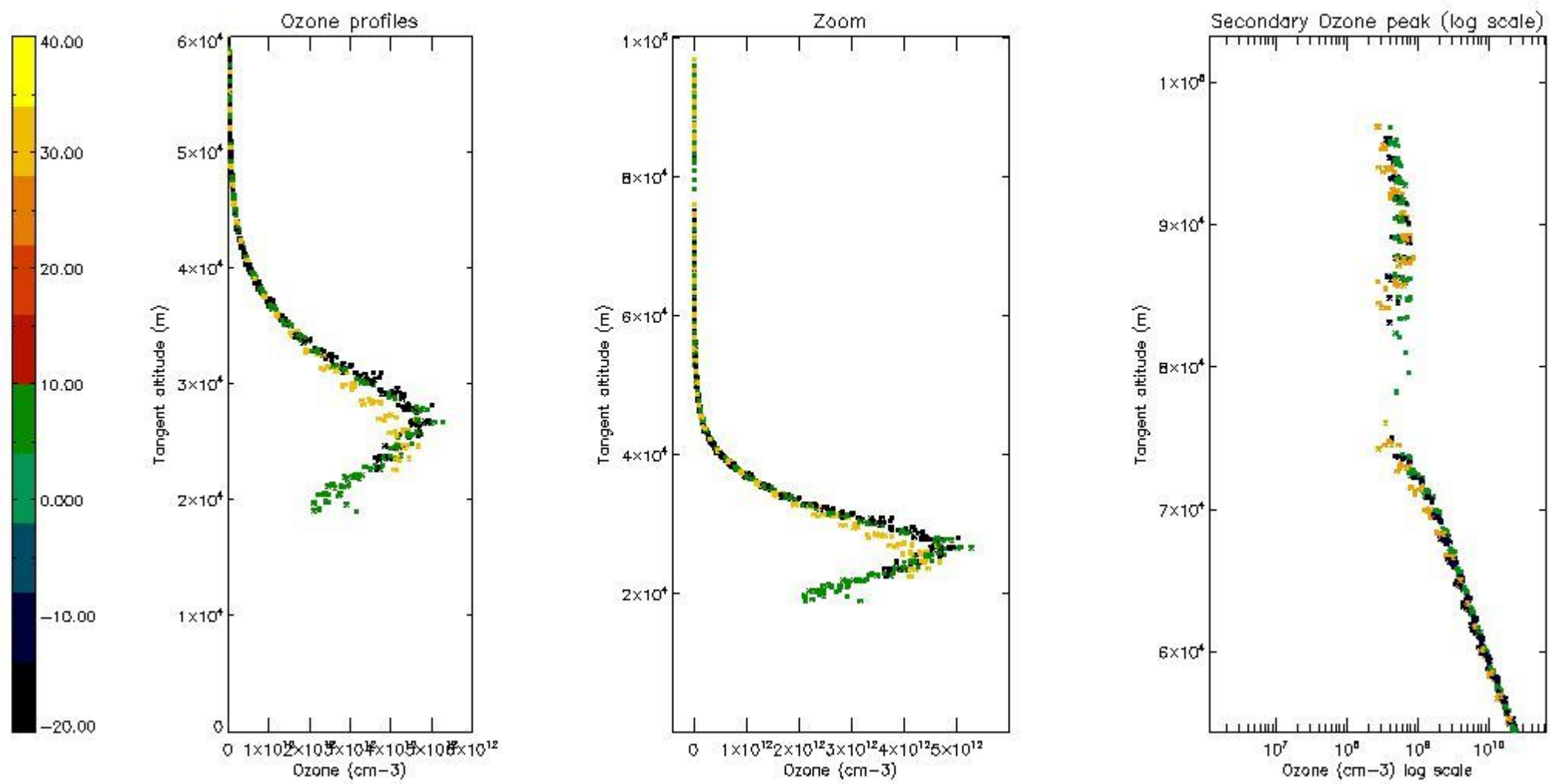
5.4 Plot ozone profiles where $STD < 10\%$ (dark without errors)

The colorbar represents the latitude.



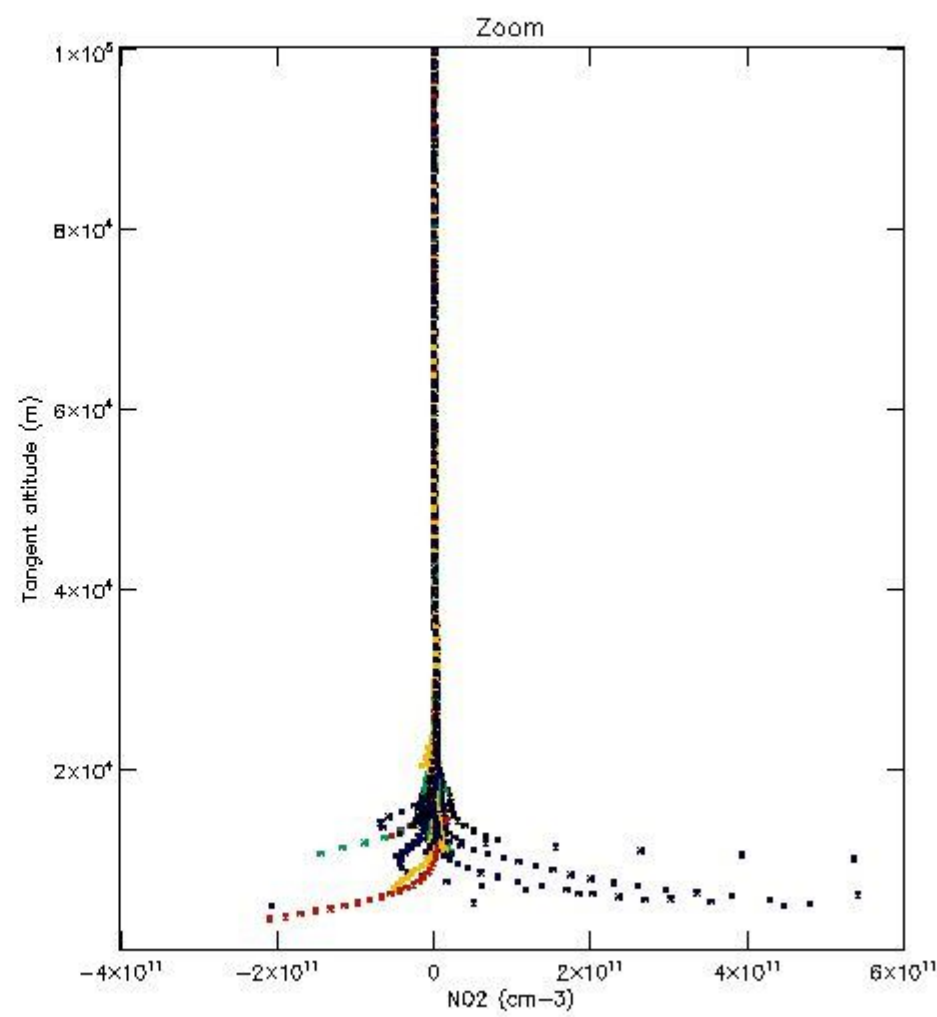
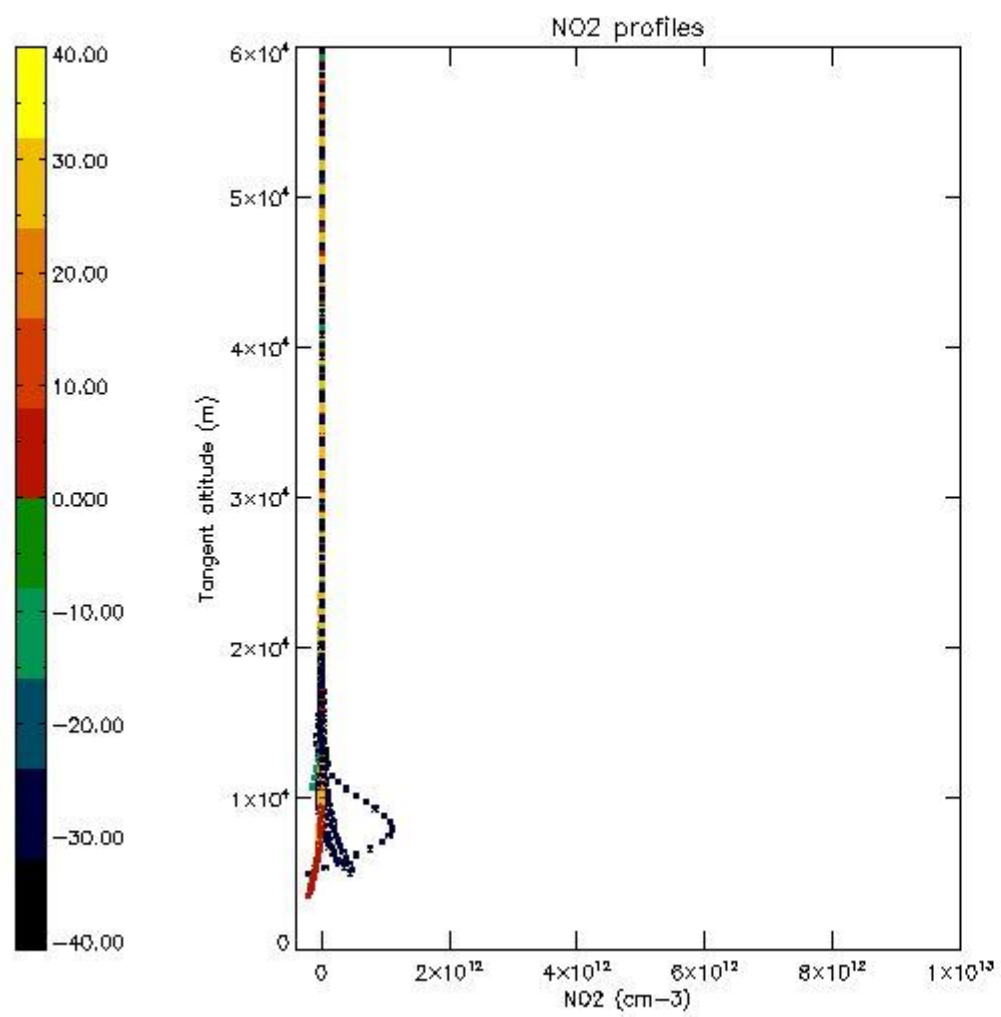
5.5 Plot ozone profiles where STD < 5% (dark without errors)

The colorbar represents the latitude.



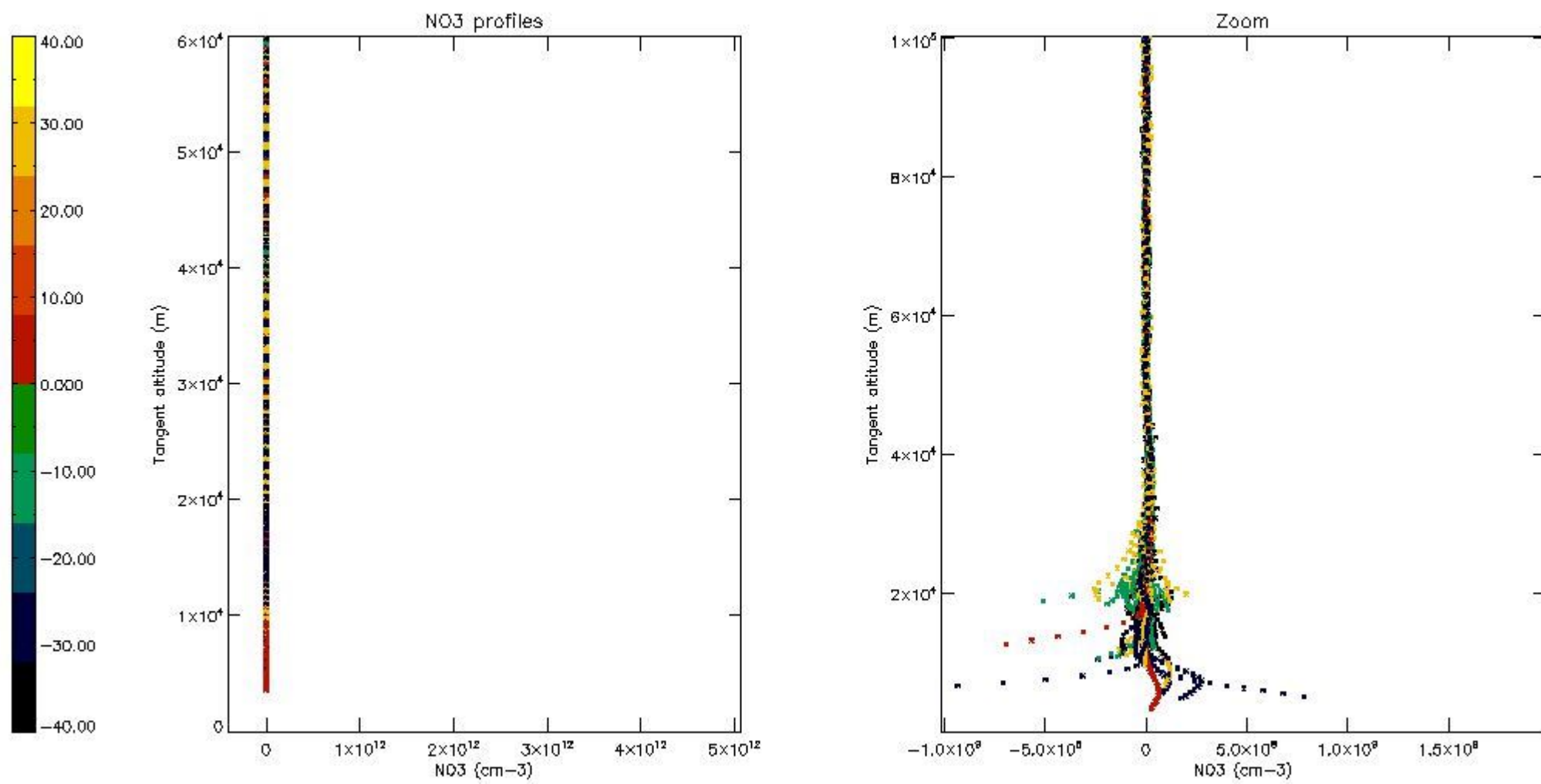
5.6 Plot NO₂ profiles for all STD (dark without errors)

The colorbar represents the latitude.



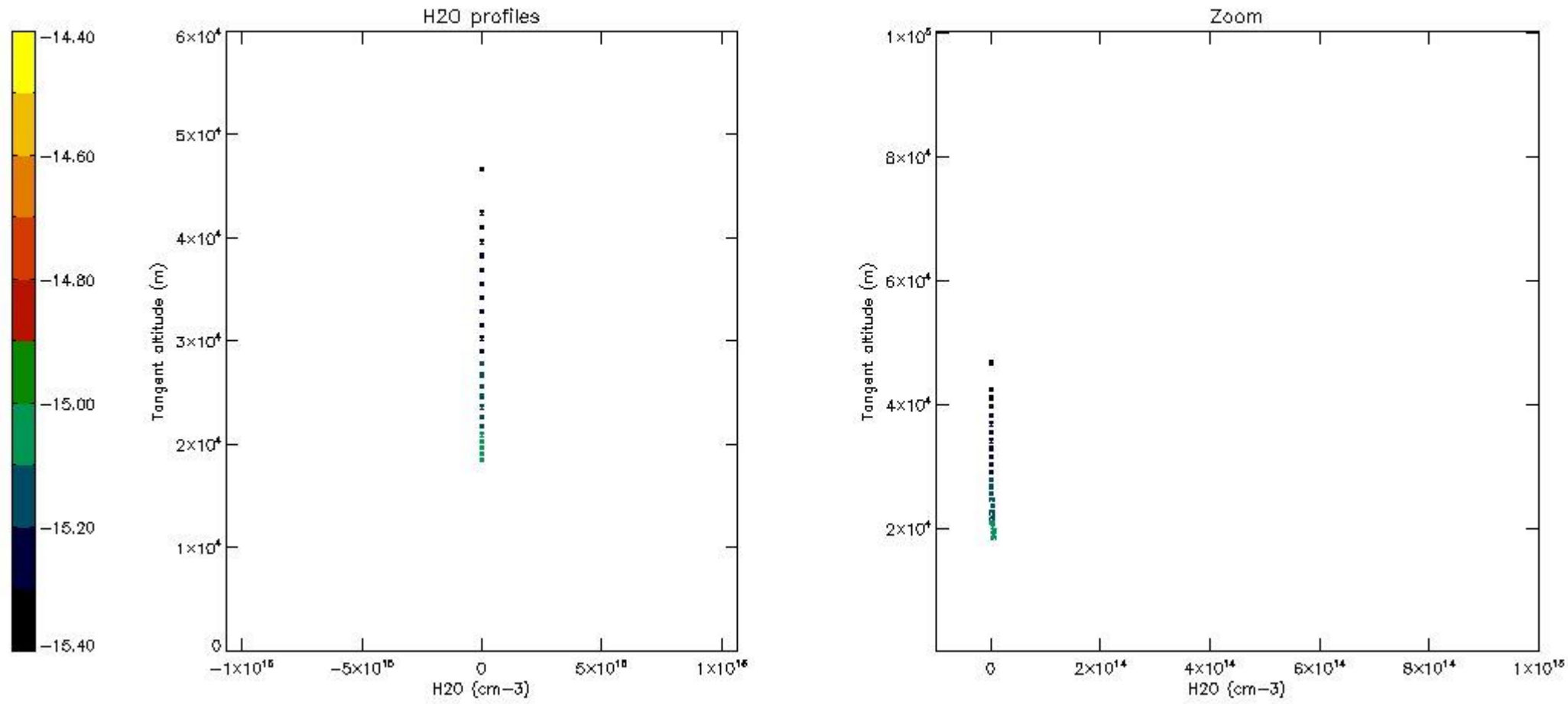
5.7 Plot NO3 profiles for all STD (dark without errors)

The colorbar represents the latitude.



5.8 Plot H2O profiles for all STD (only for occultations of stars 1,2,3,4,13,14,16,26,63 dark without errors)

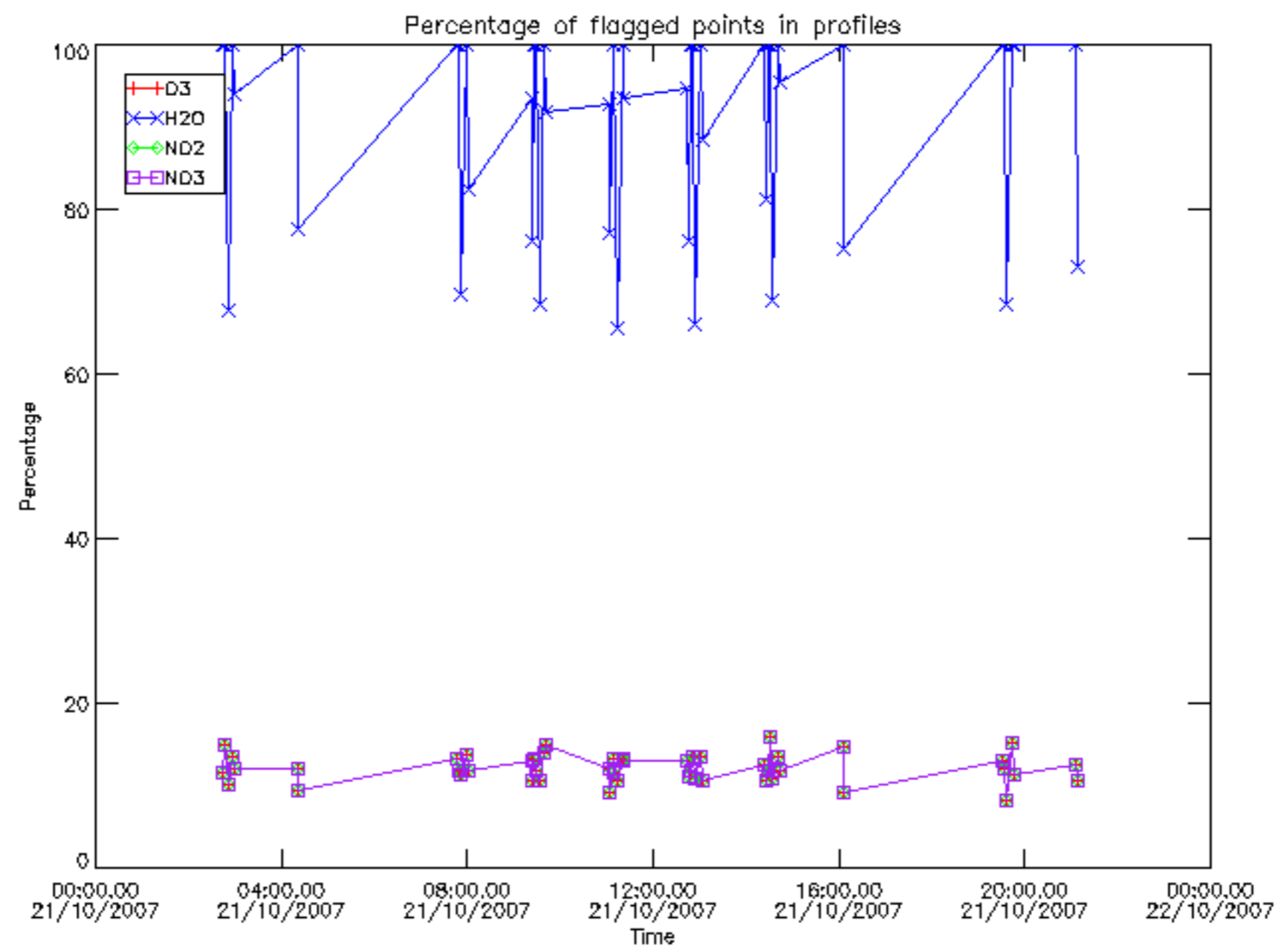
The colorbar represents the latitude.



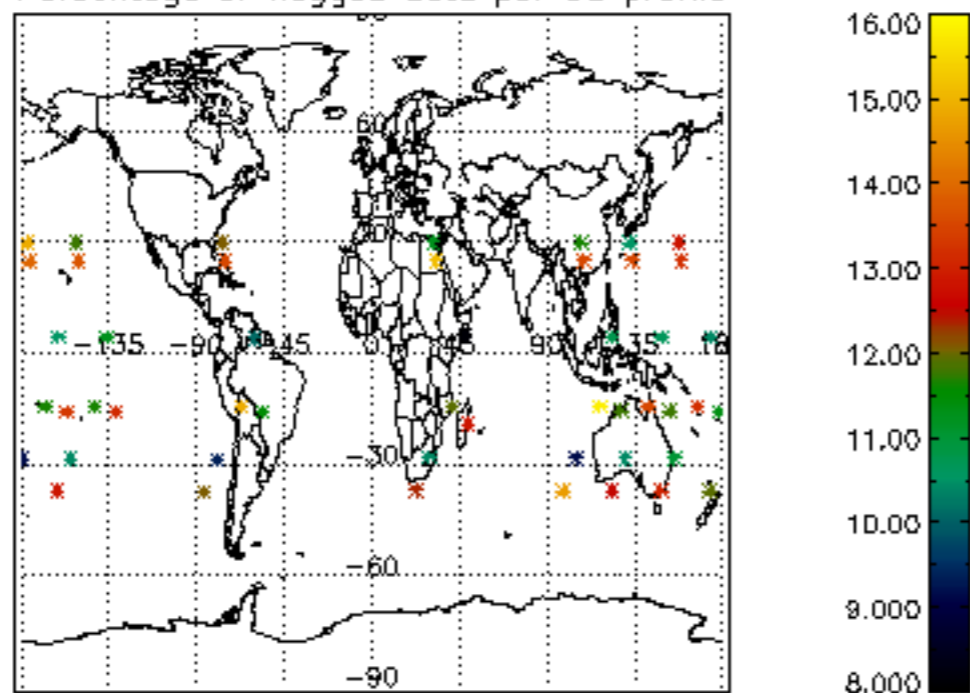
6. Auxiliary Data Files used for the production reported in section 2

The number reported in the third column indicates since which file (see list in section 2) the corresponding auxiliary file has been used. The fourth column is the date of those product files.

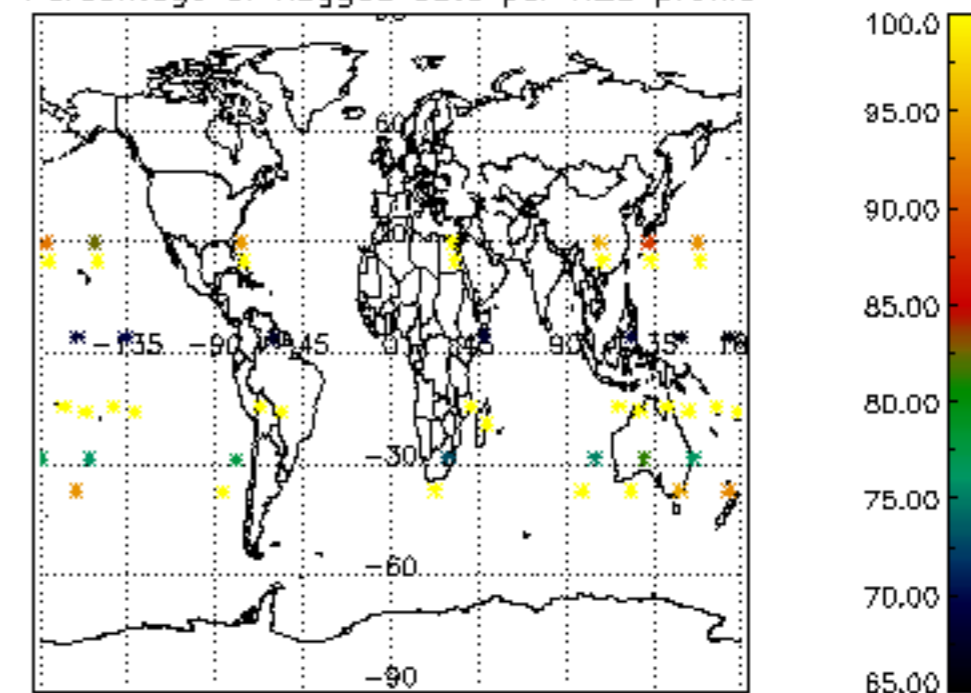
Type	Auxiliary Filename	Used since product	Used since product date
INST_PHYS_CHARACTERISTICS	GOM_INS_AXVIEC20091111_143220_20030716_120000_20500101_000000	1	21-OCT-2007 02:45:00
LEVEL-2_PROC_CONFIG	GOM_PR2_AXVIEC20091111_152718_20020301_000000_20500101_000000	1	21-OCT-2007 02:45:00
CROSS_SECTIONS_FILE	GOM_CRS_AXVIEC20091111_154832_20020301_000000_20500101_000000	1	21-OCT-2007 02:45:00



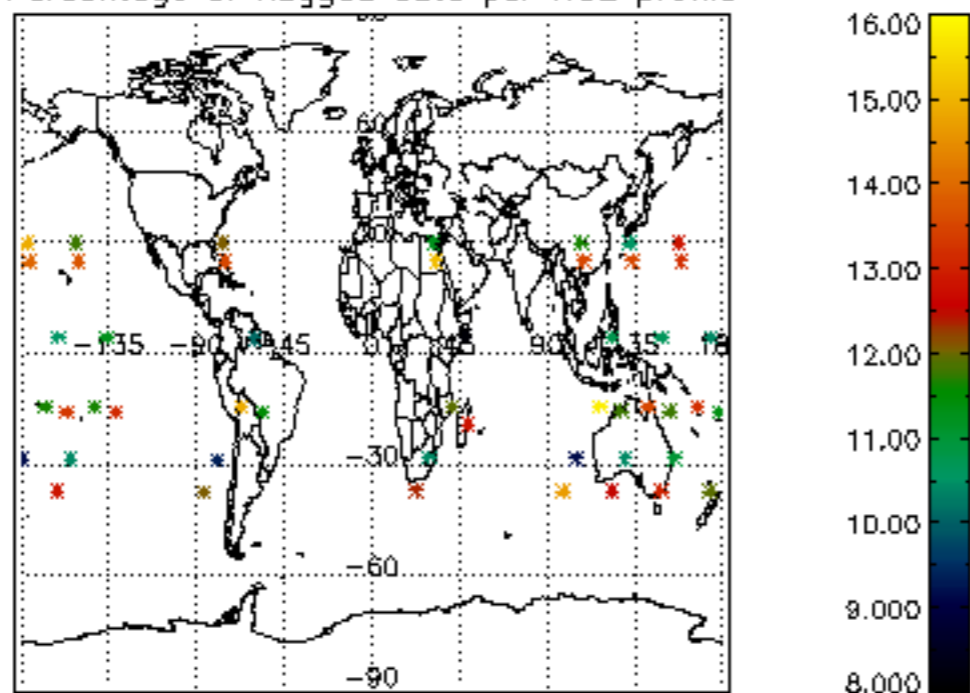
Percentage of flagged data per D3 profile



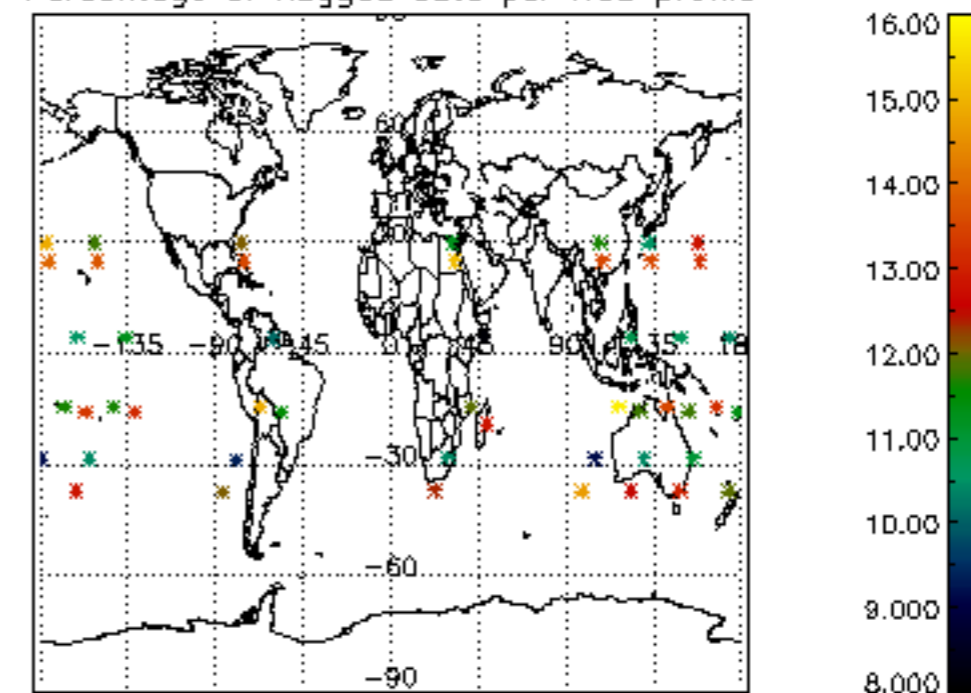
Percentage of flagged data per H2O profile

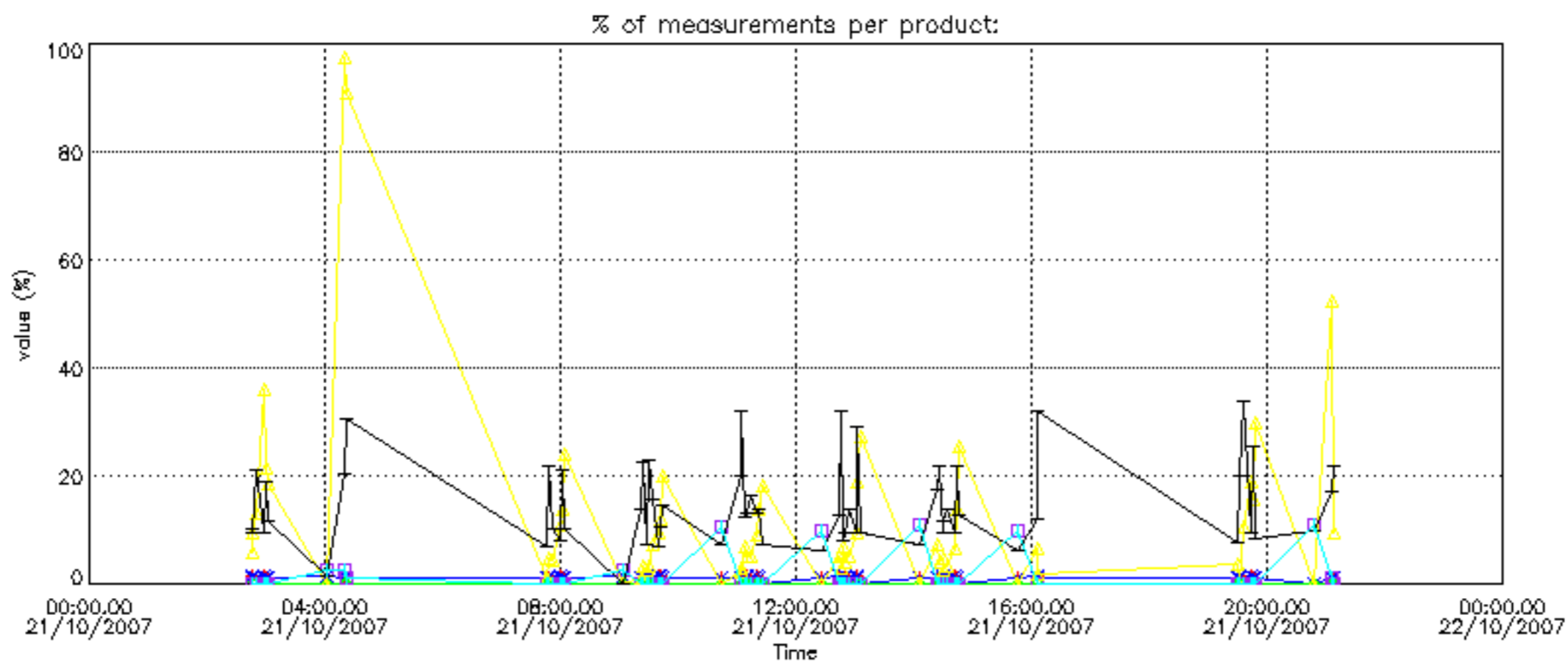


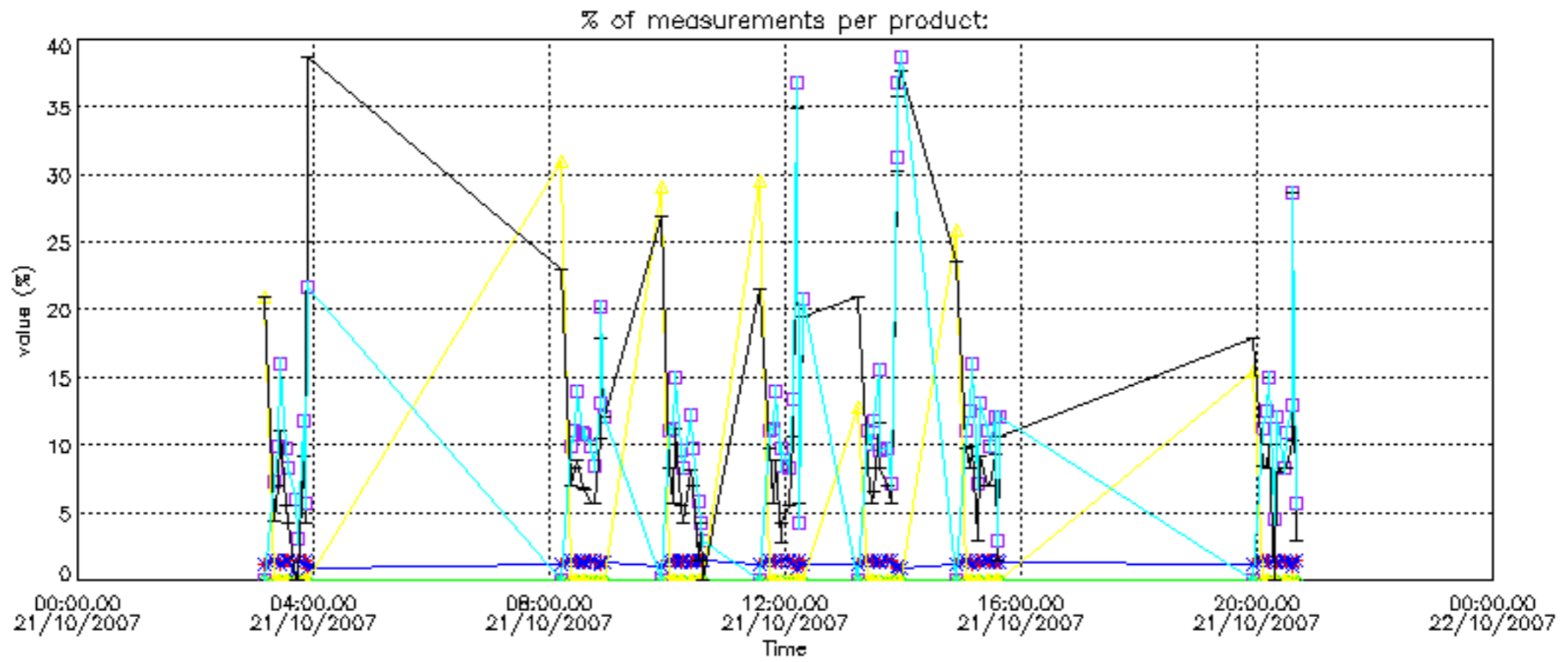
Percentage of flagged data per NO2 profile



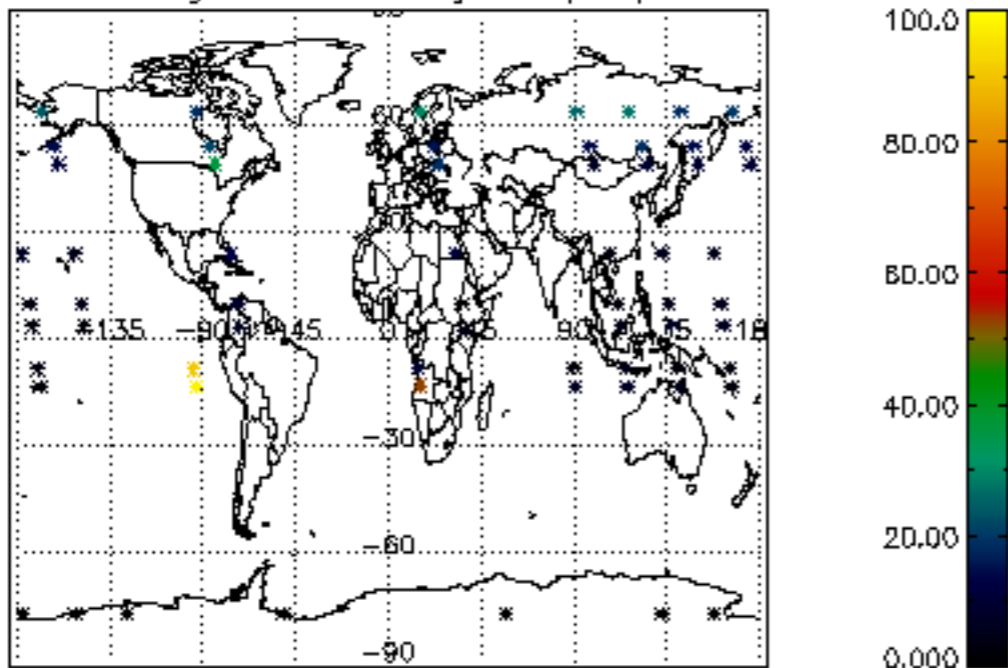
Percentage of flagged data per NO3 profile



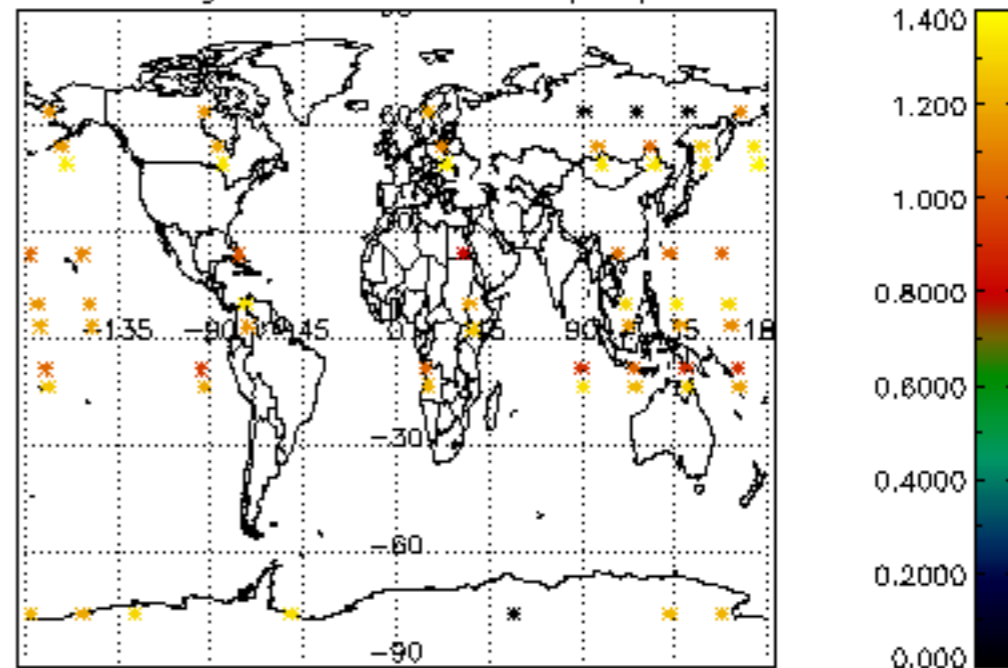




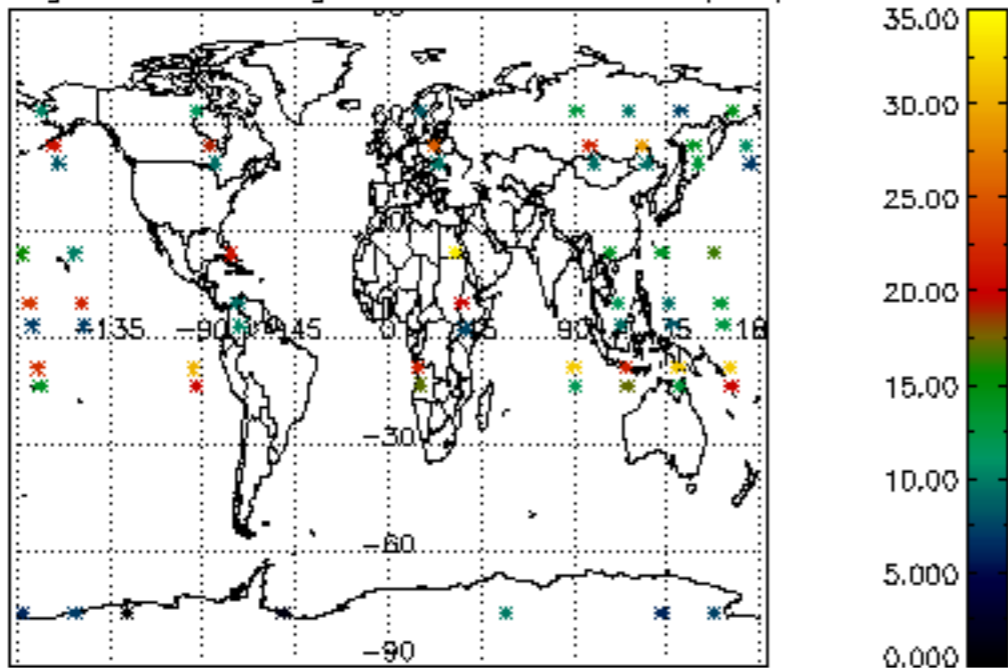
Percentage of cosmic ray hits per profile



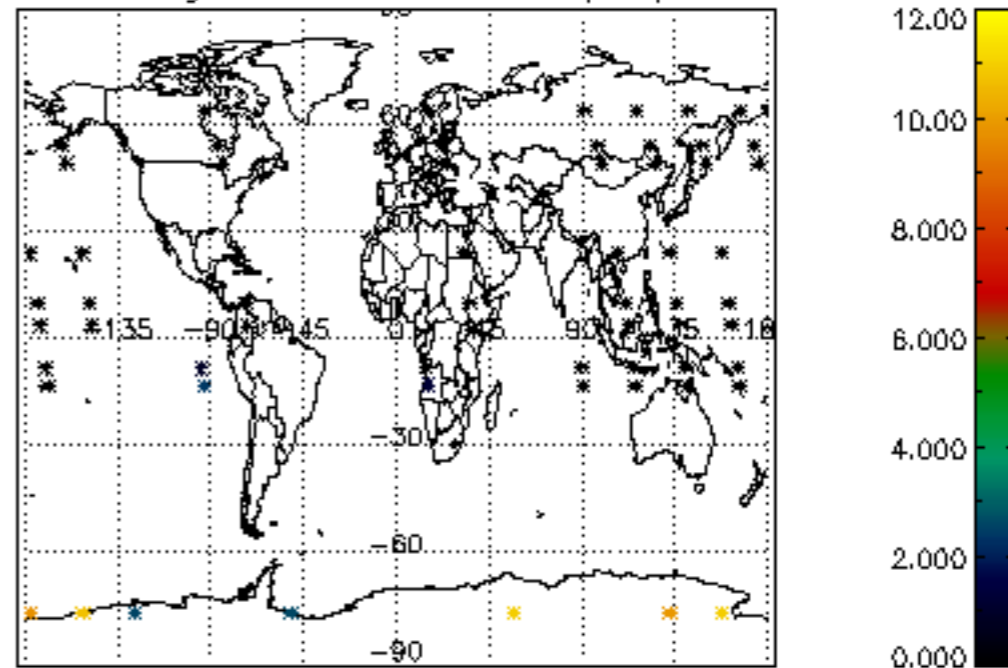
Percentage of datation errors per profile



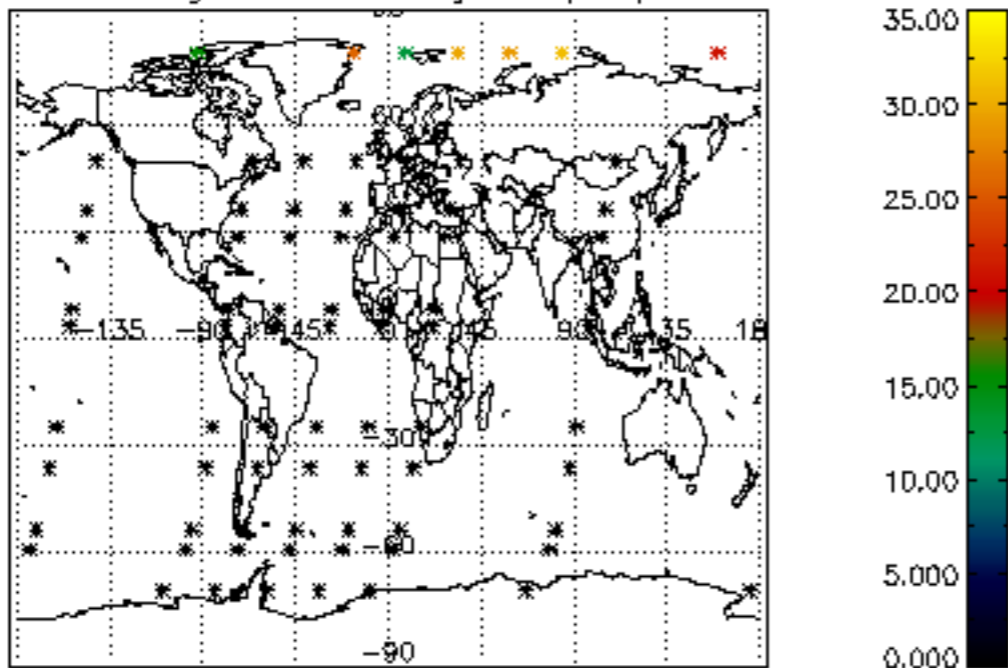
Percentage of star falling outside central band per profile



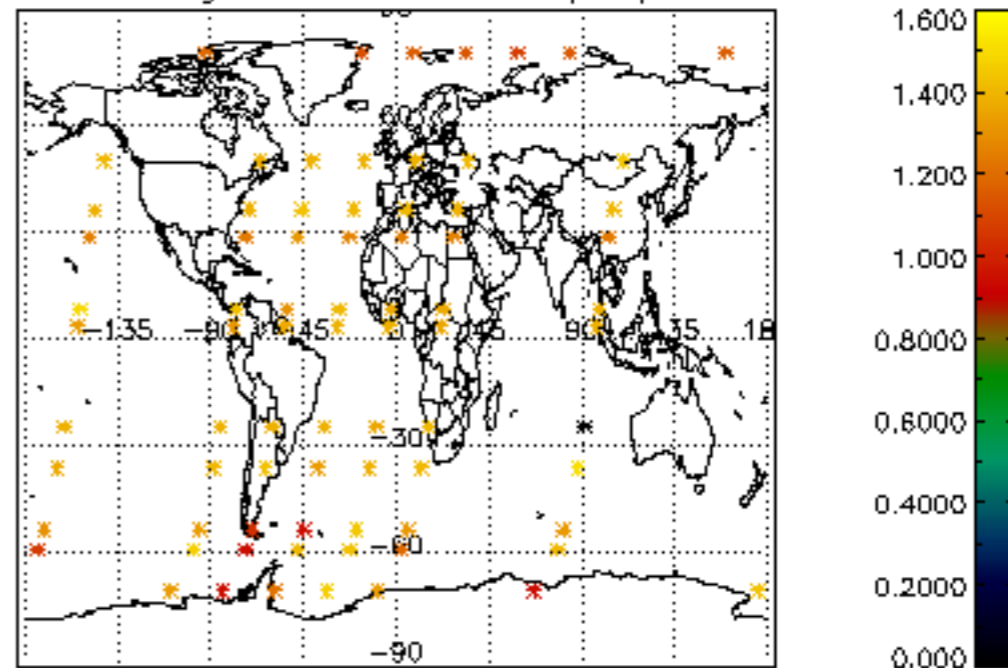
Percentage of saturation errors per profile



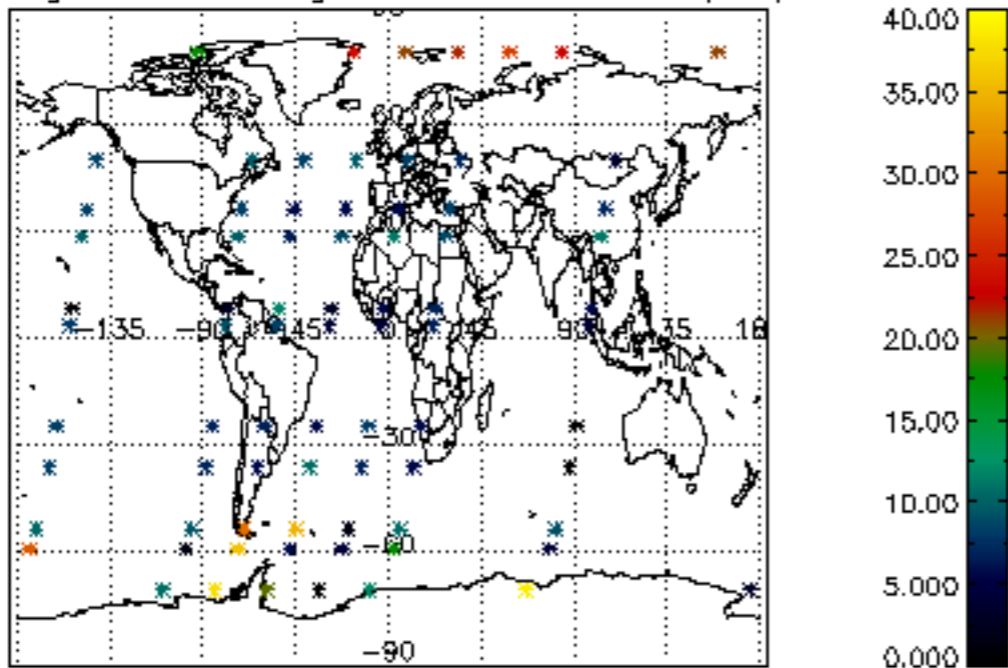
Percentage of cosmic ray hits per profile



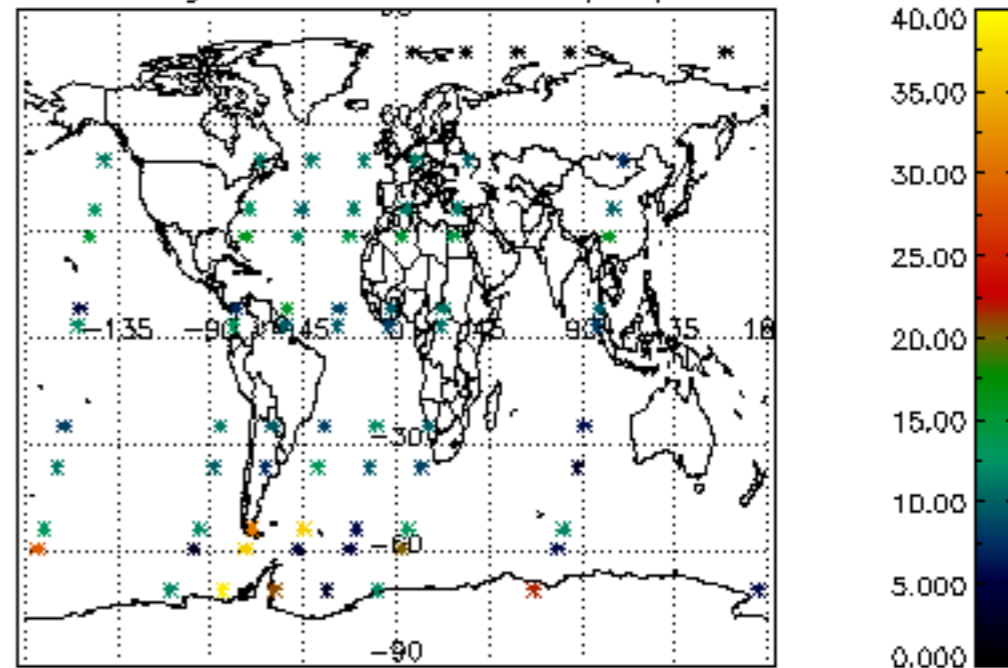
Percentage of datation errors per profile

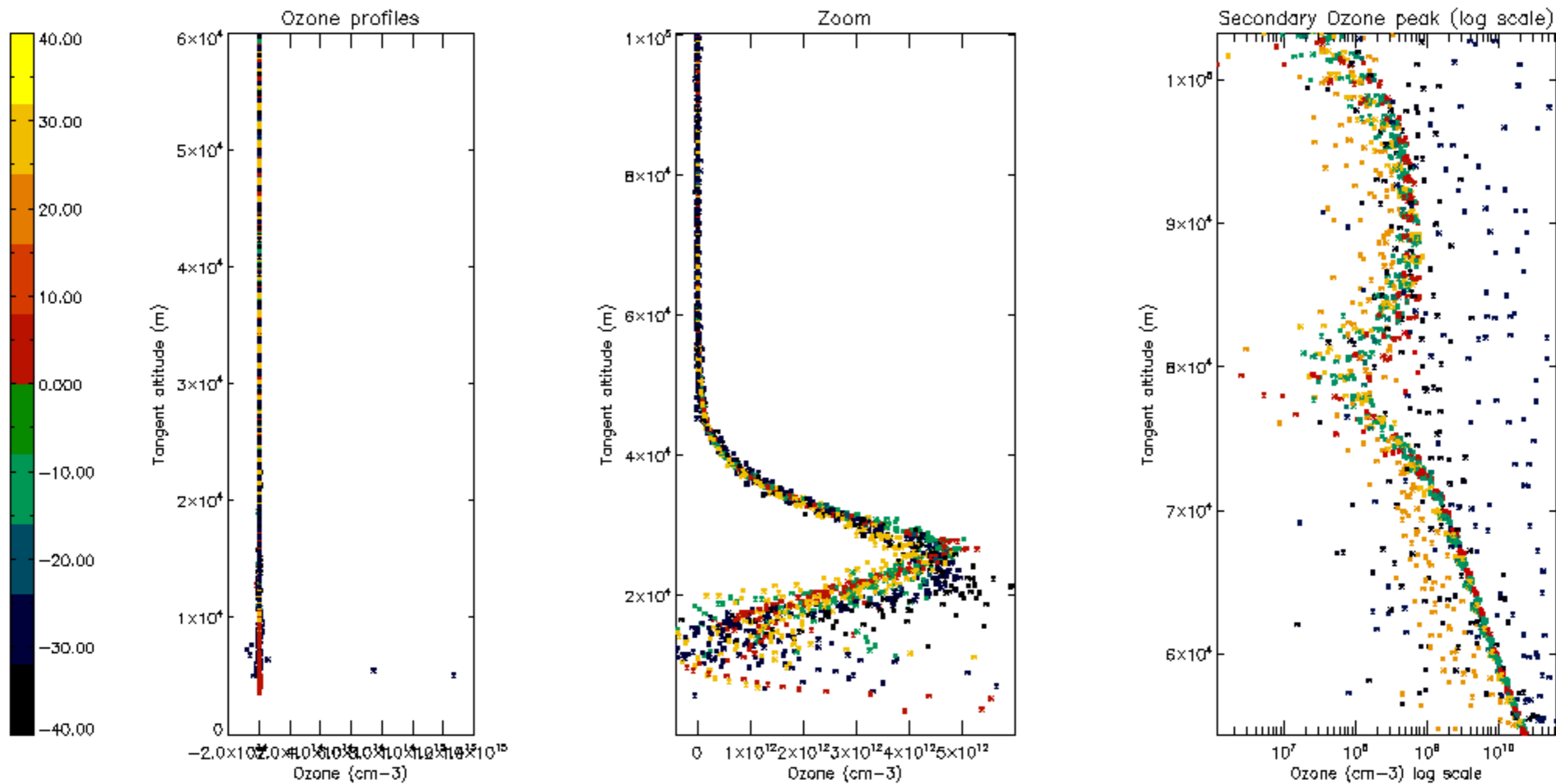


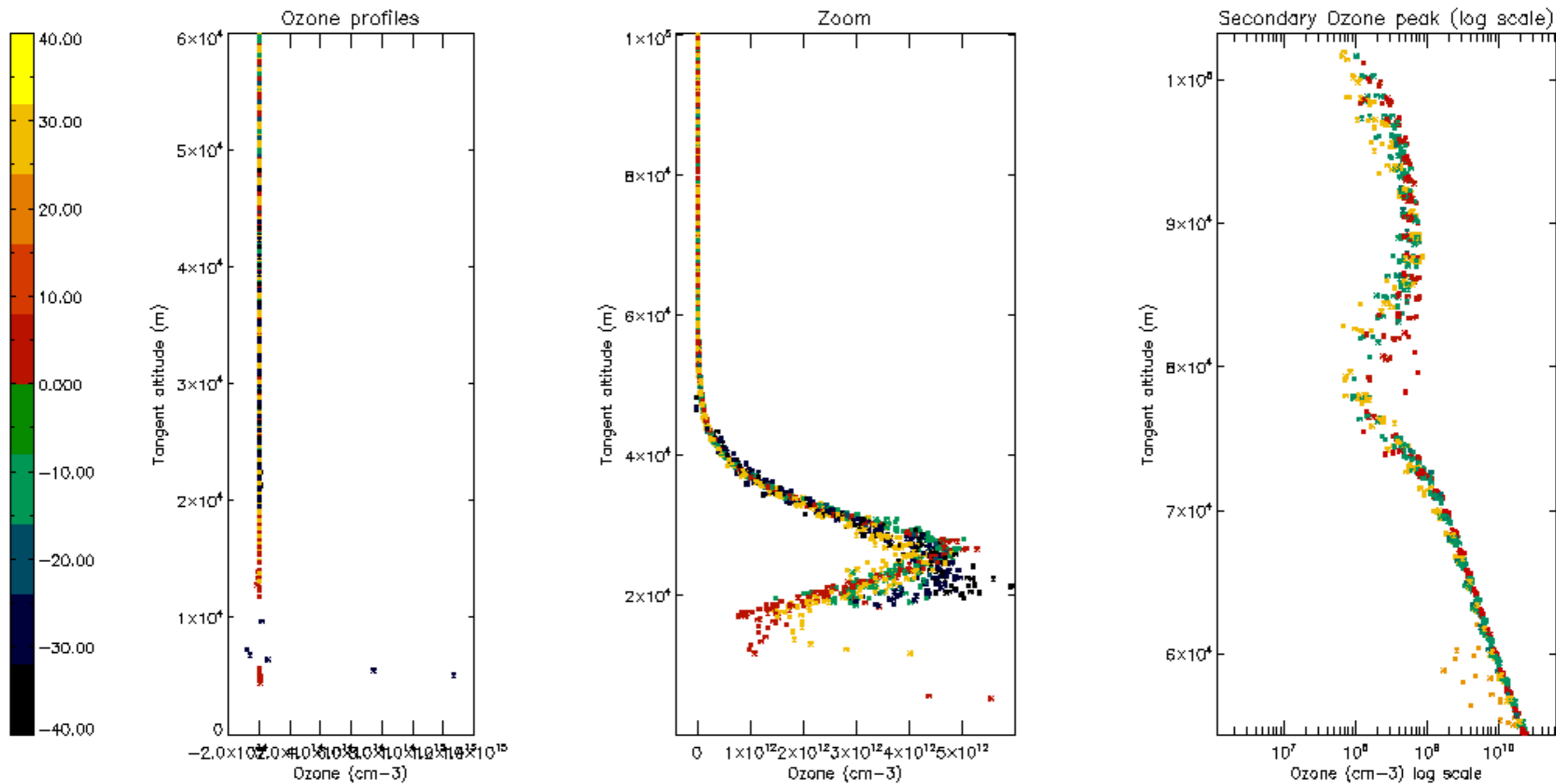
Percentage of star falling outside central band per profile

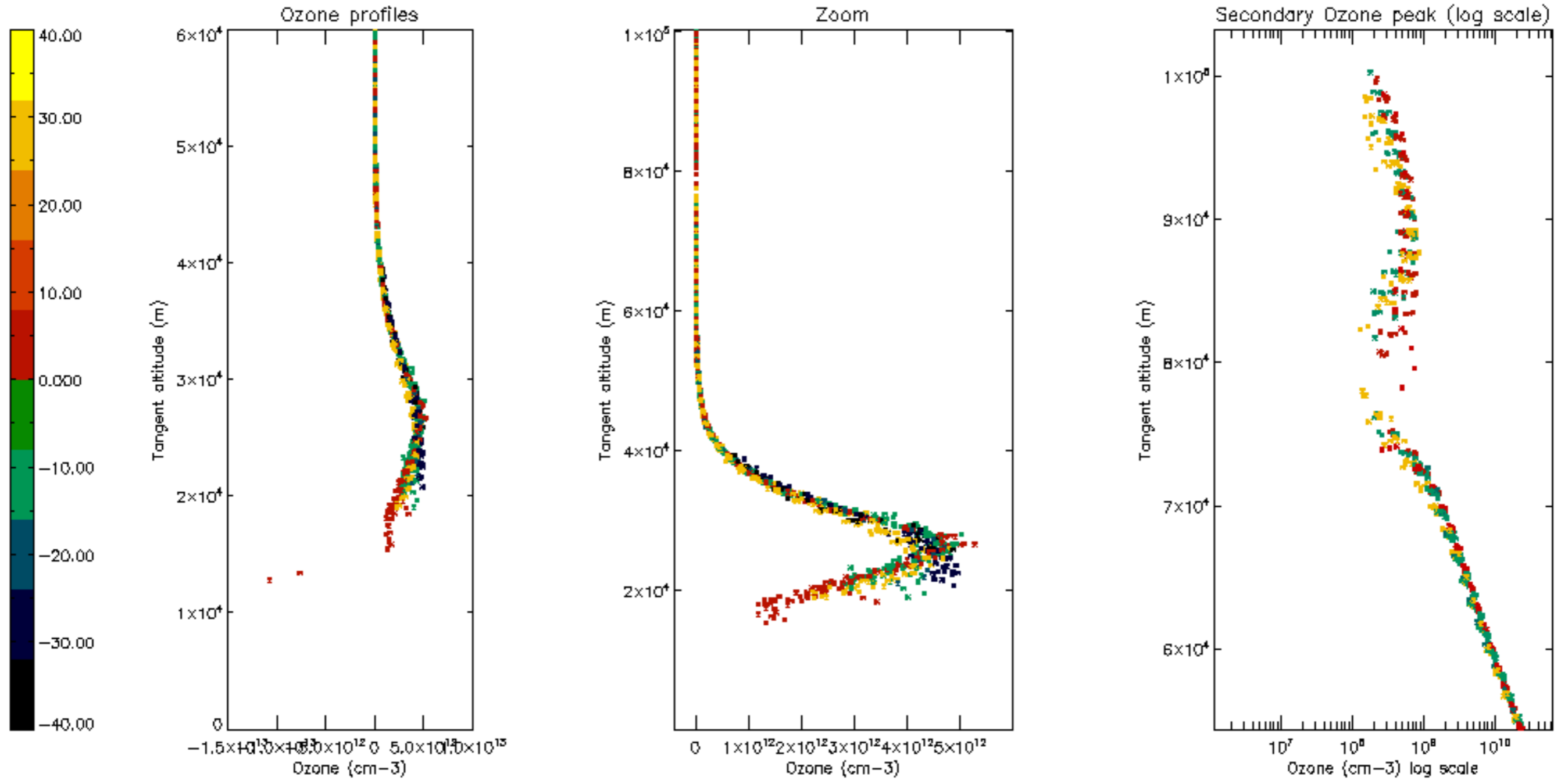


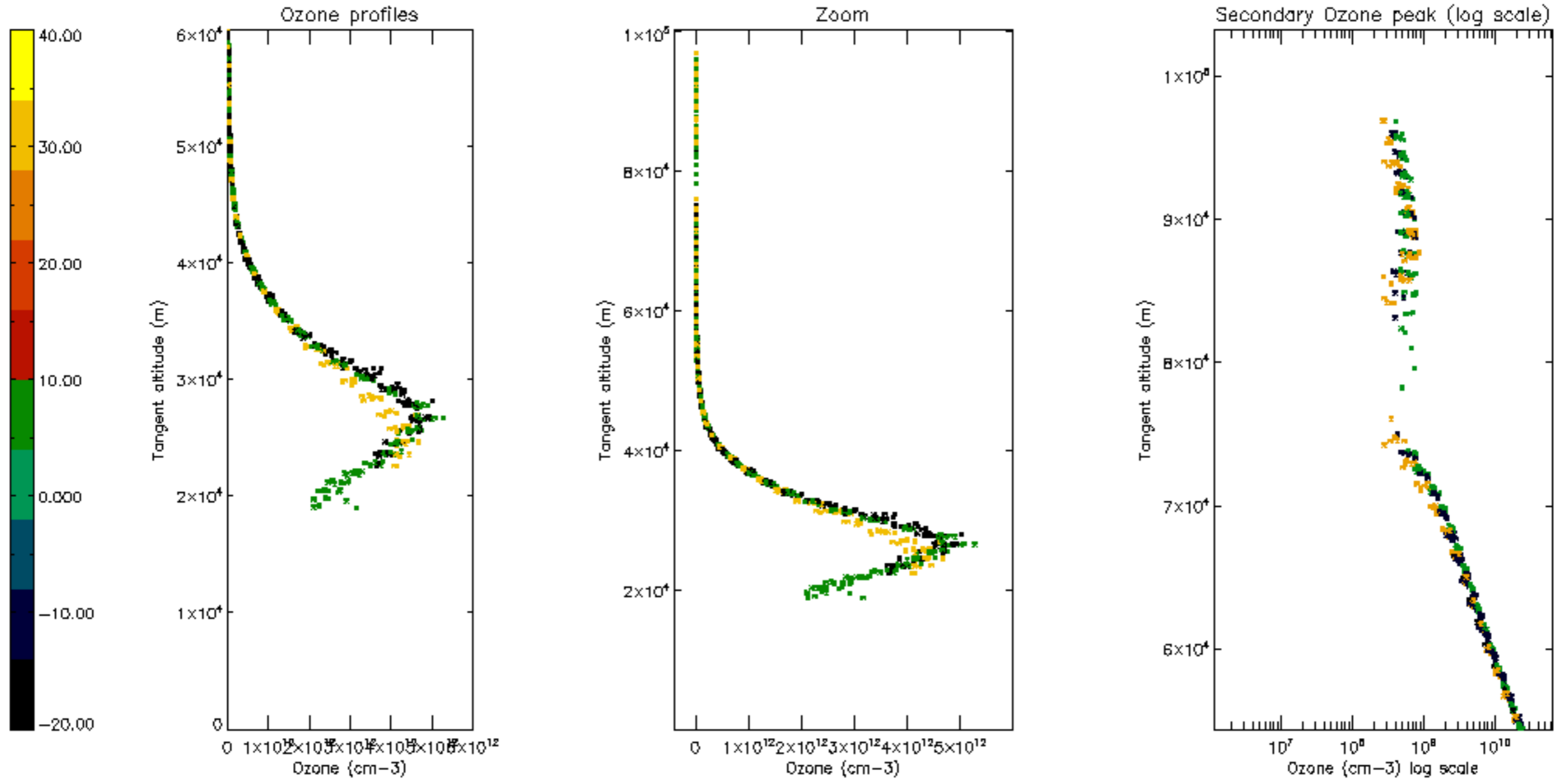
Percentage of saturation errors per profile

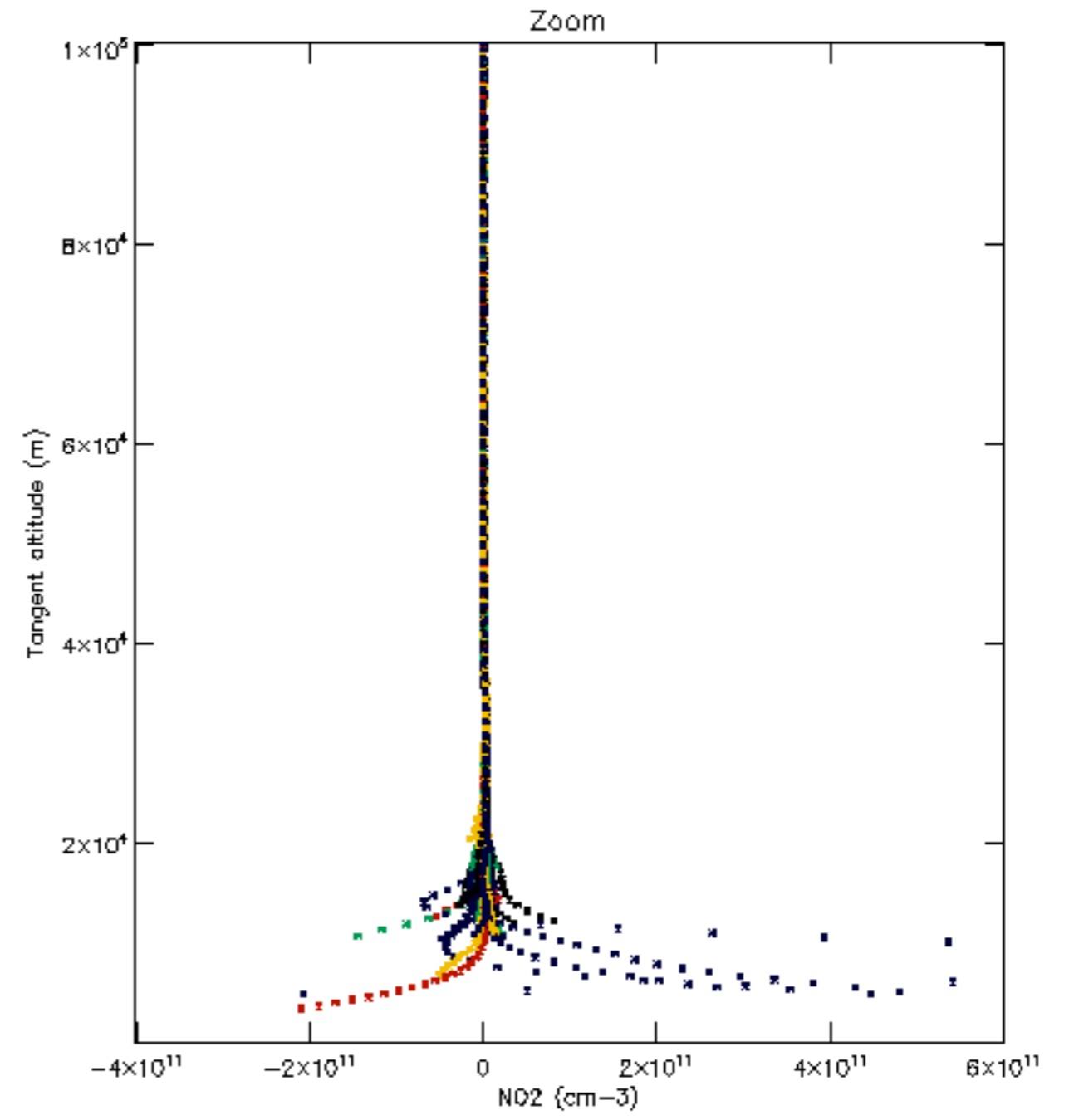
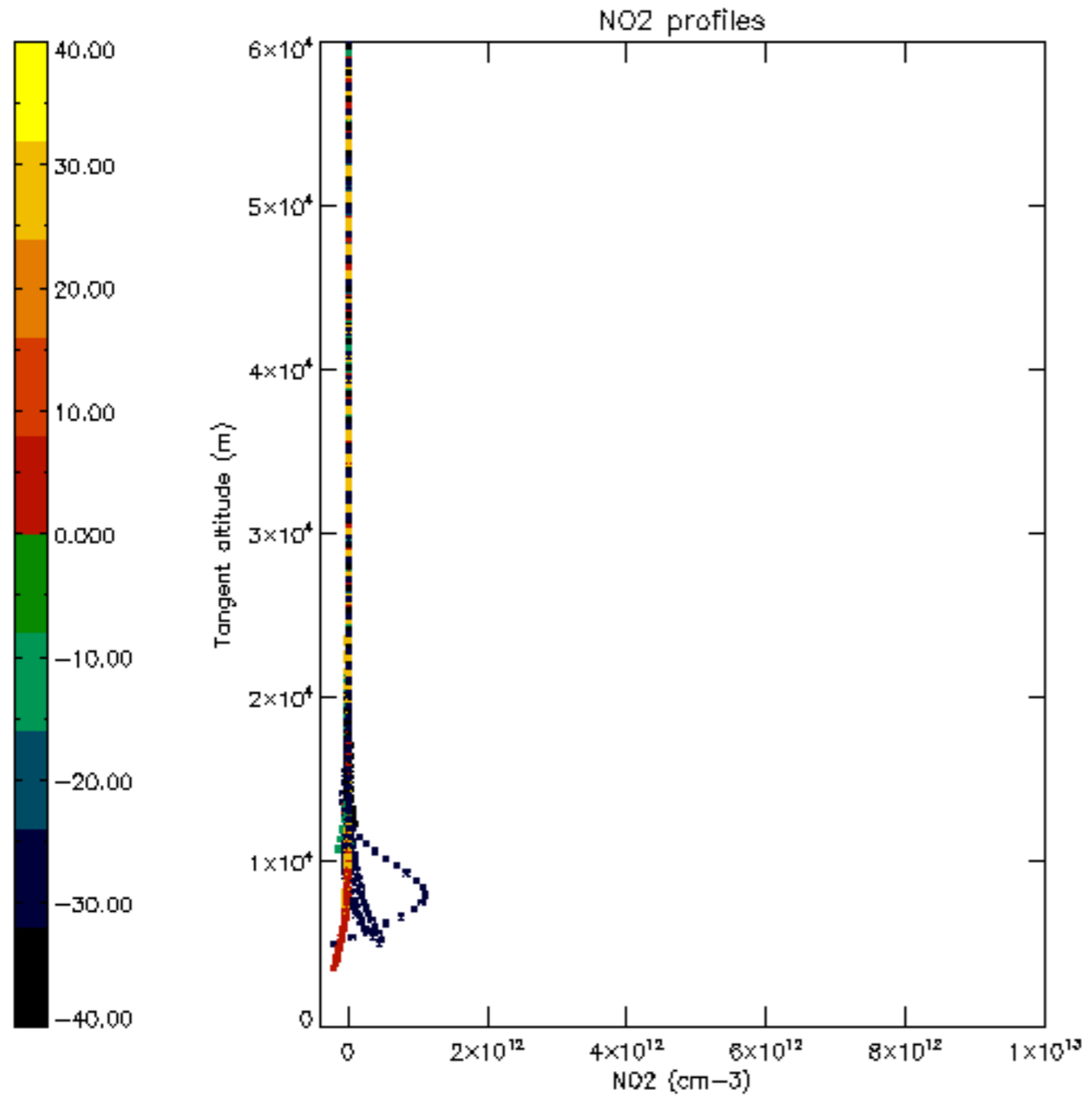


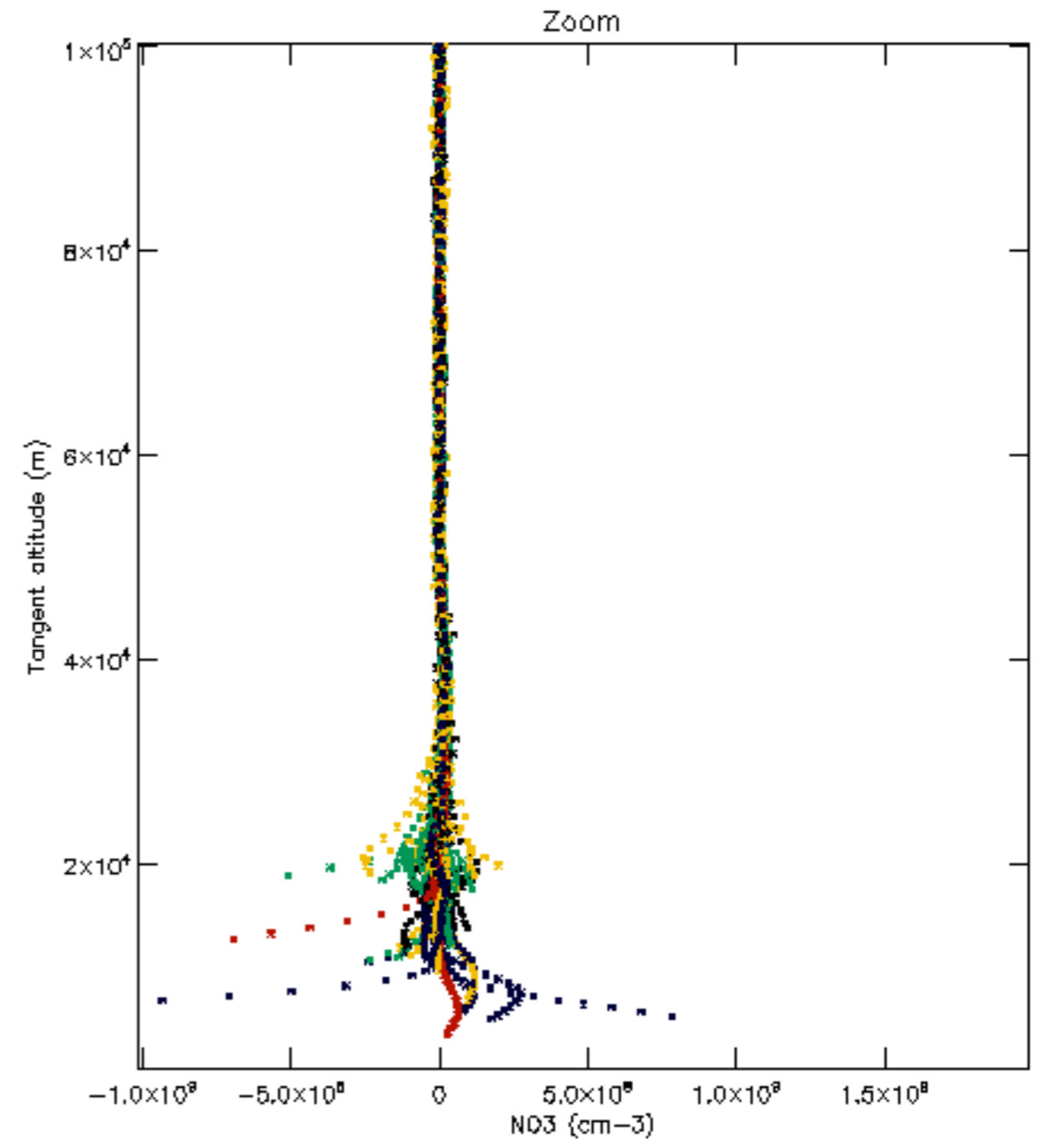
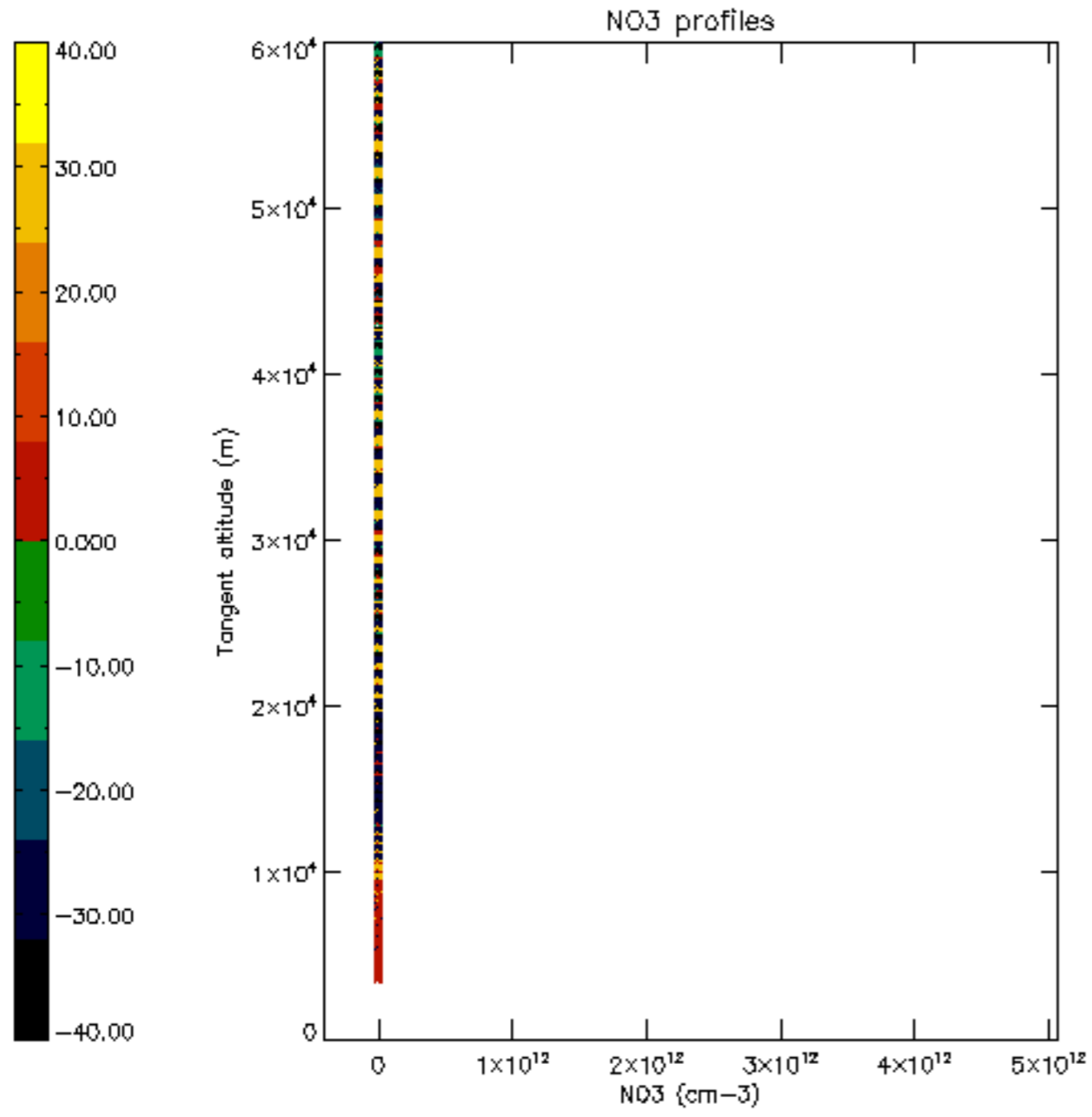


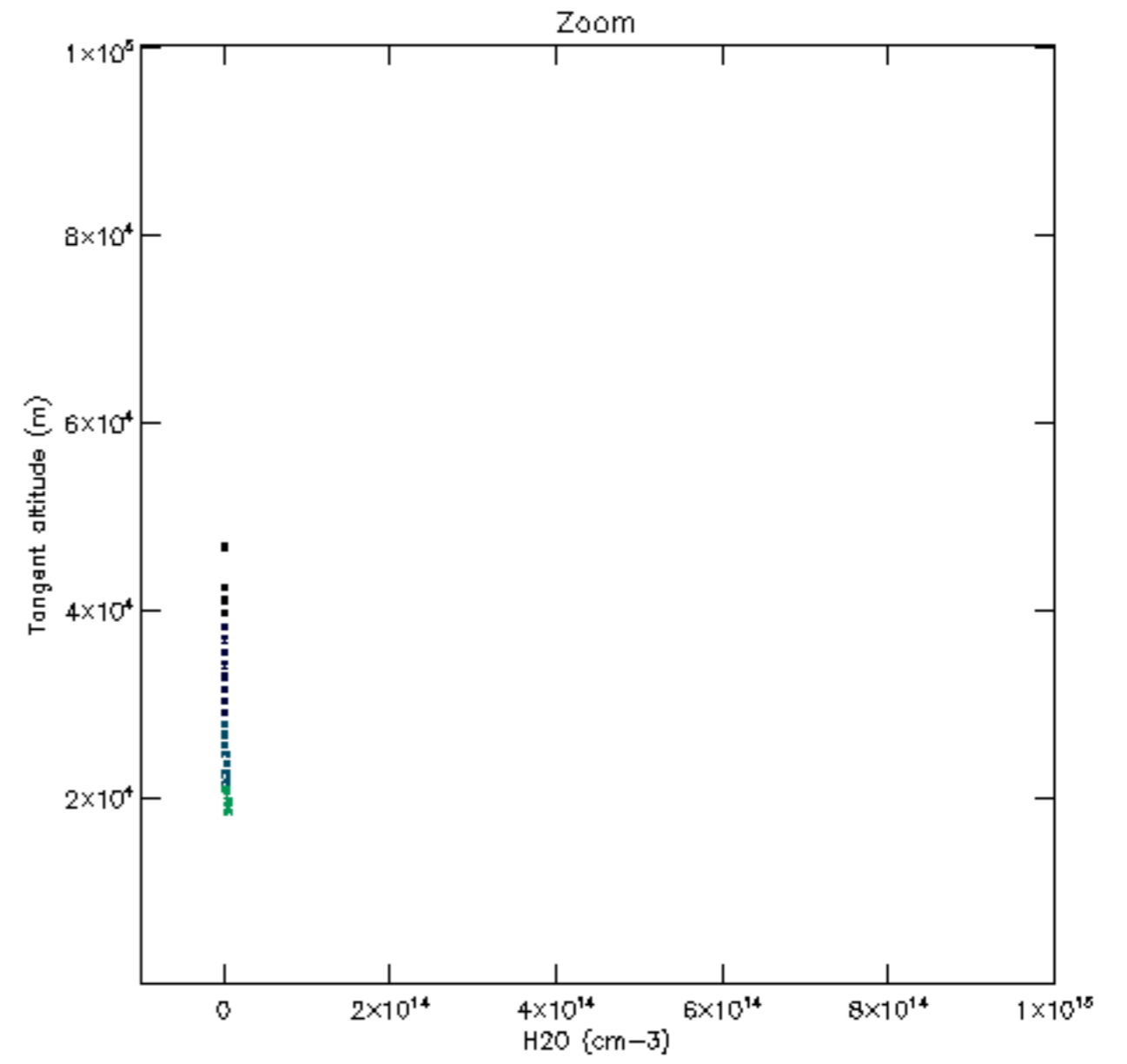
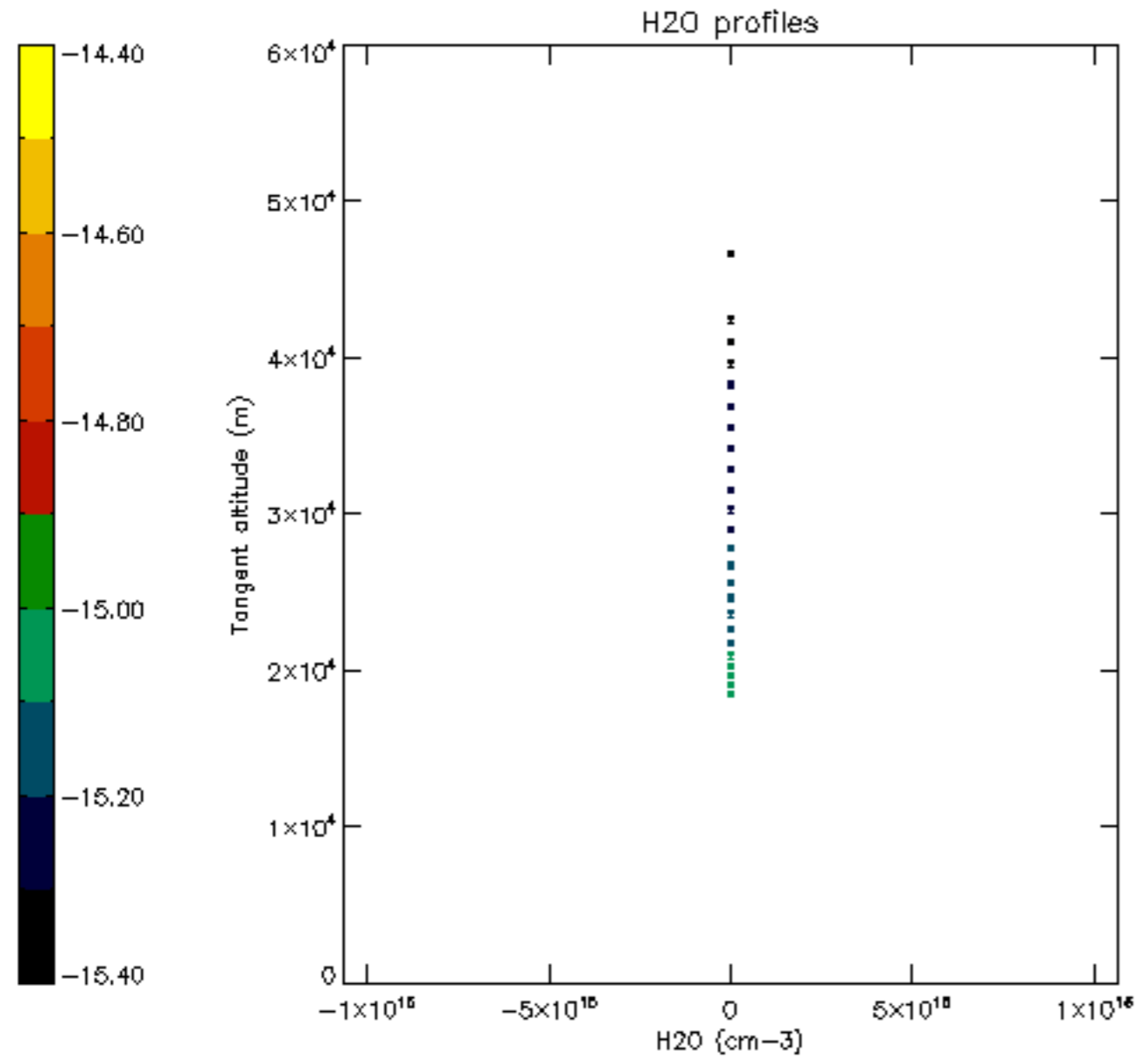


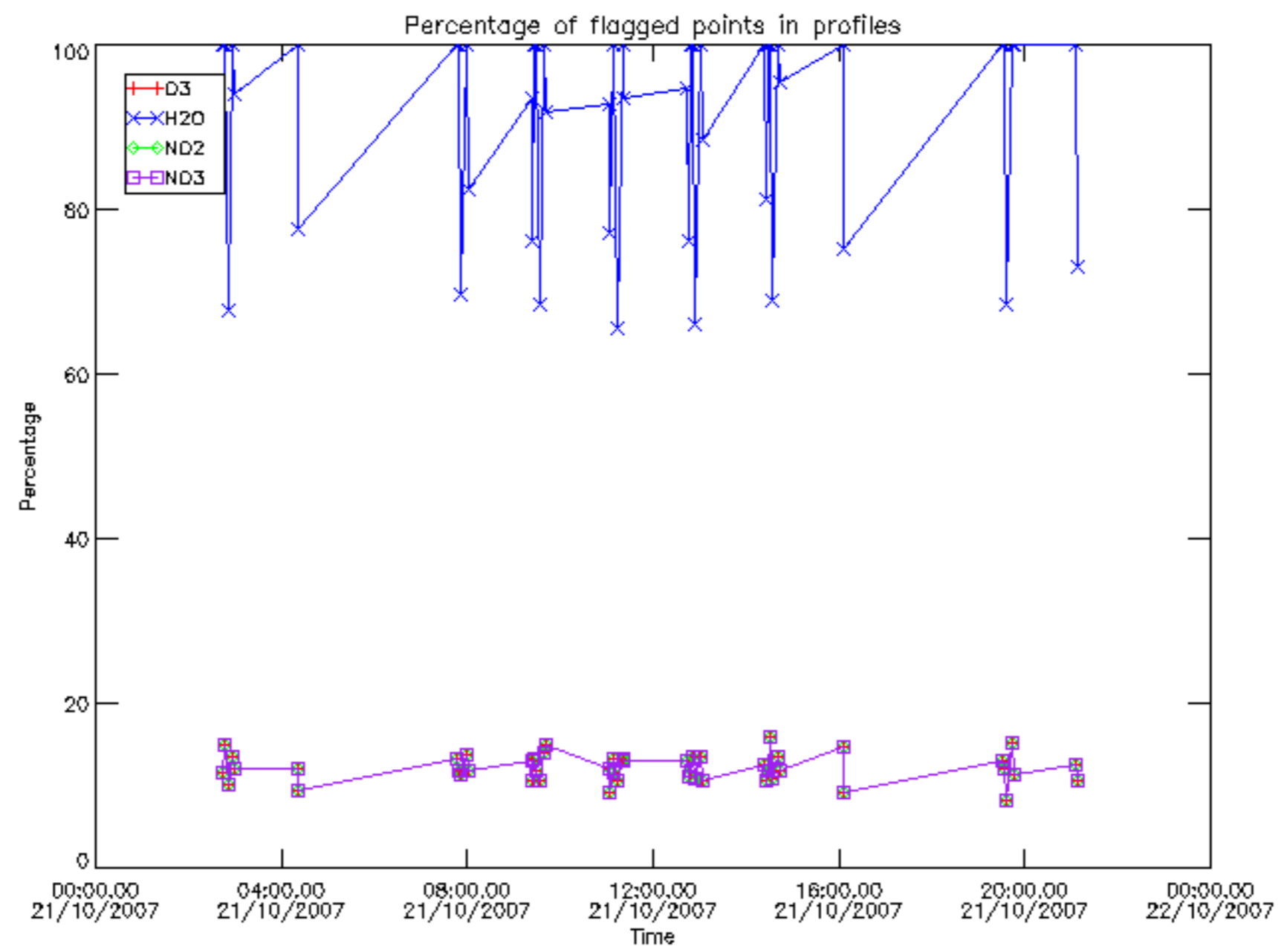




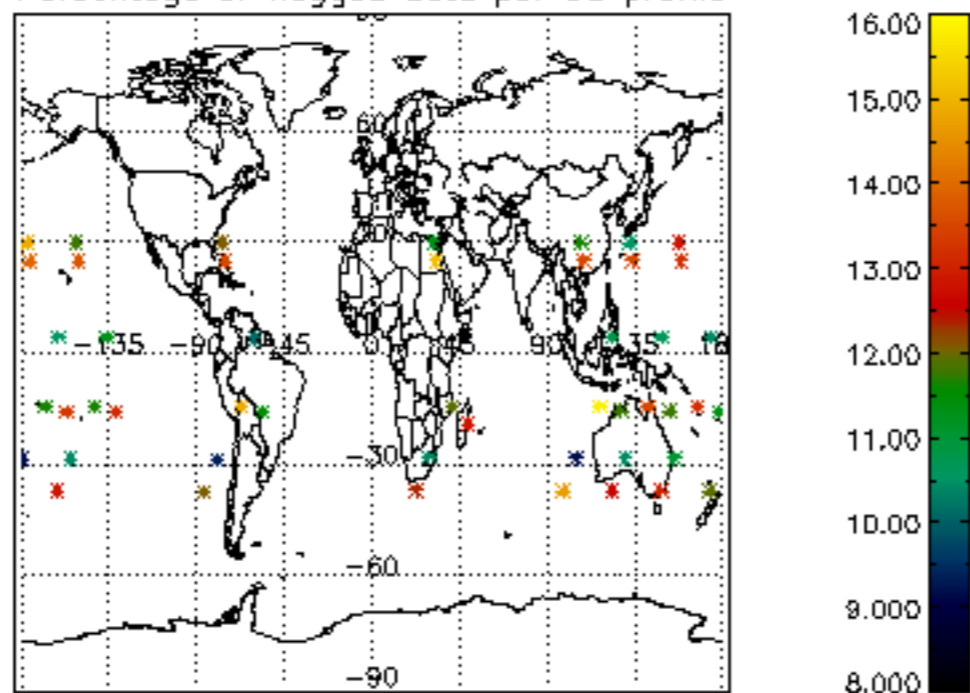




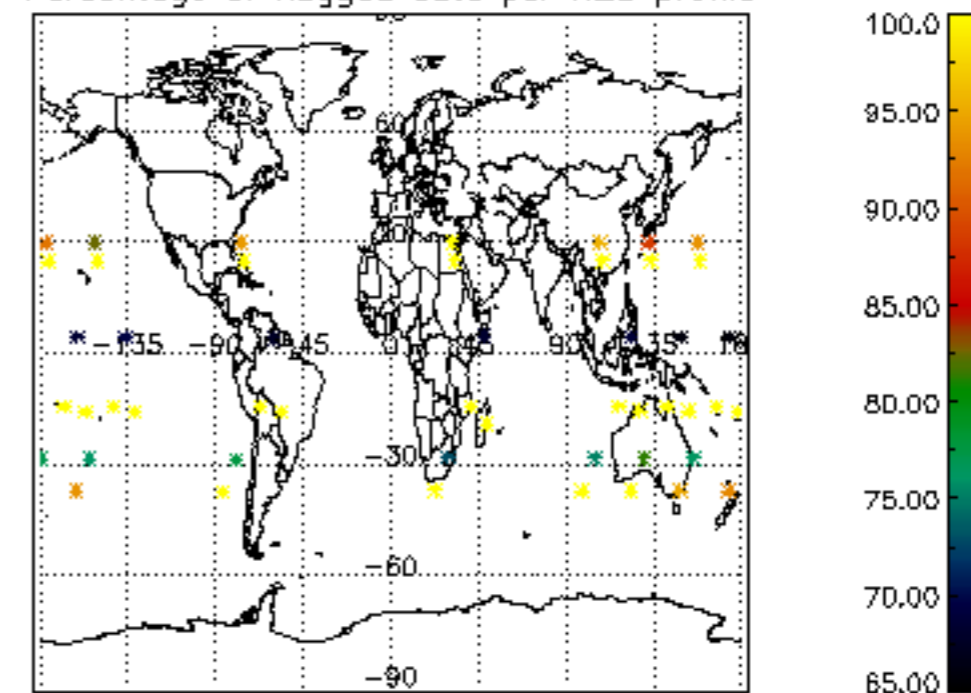




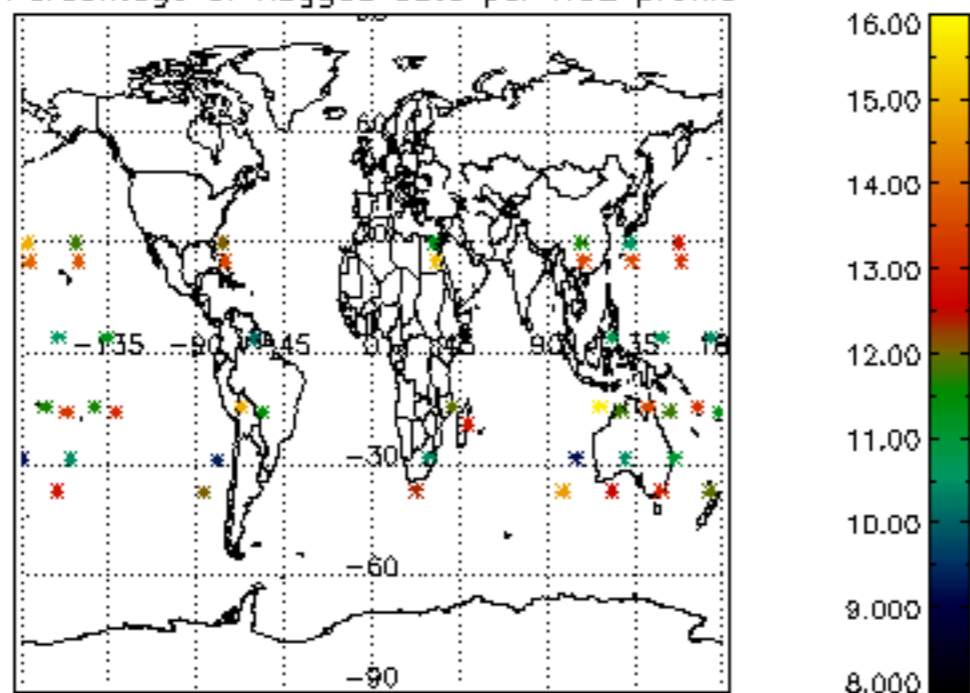
Percentage of flagged data per D3 profile



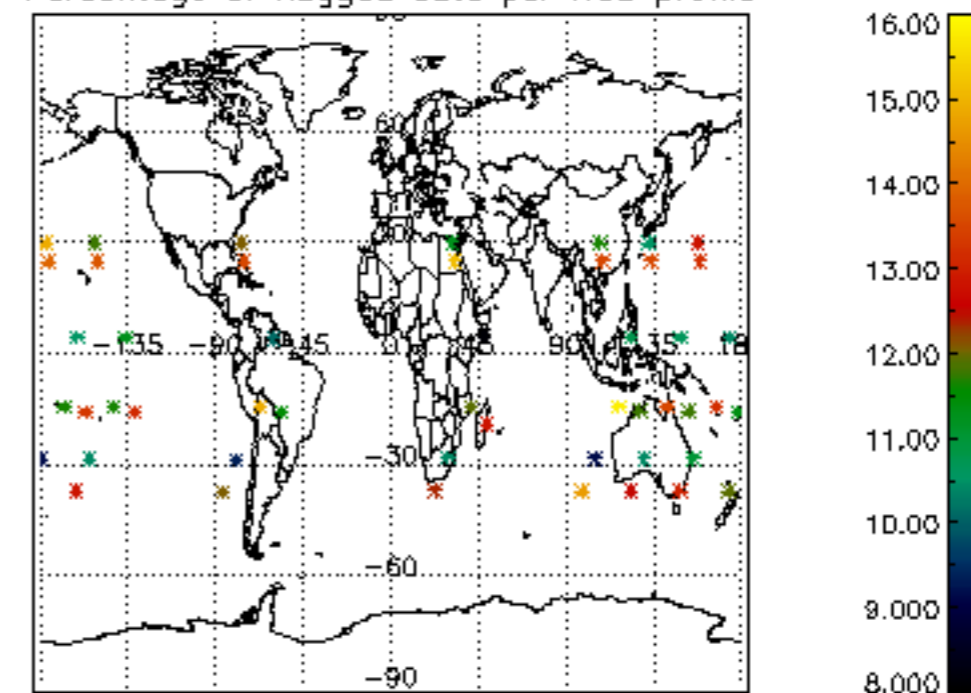
Percentage of flagged data per H2O profile

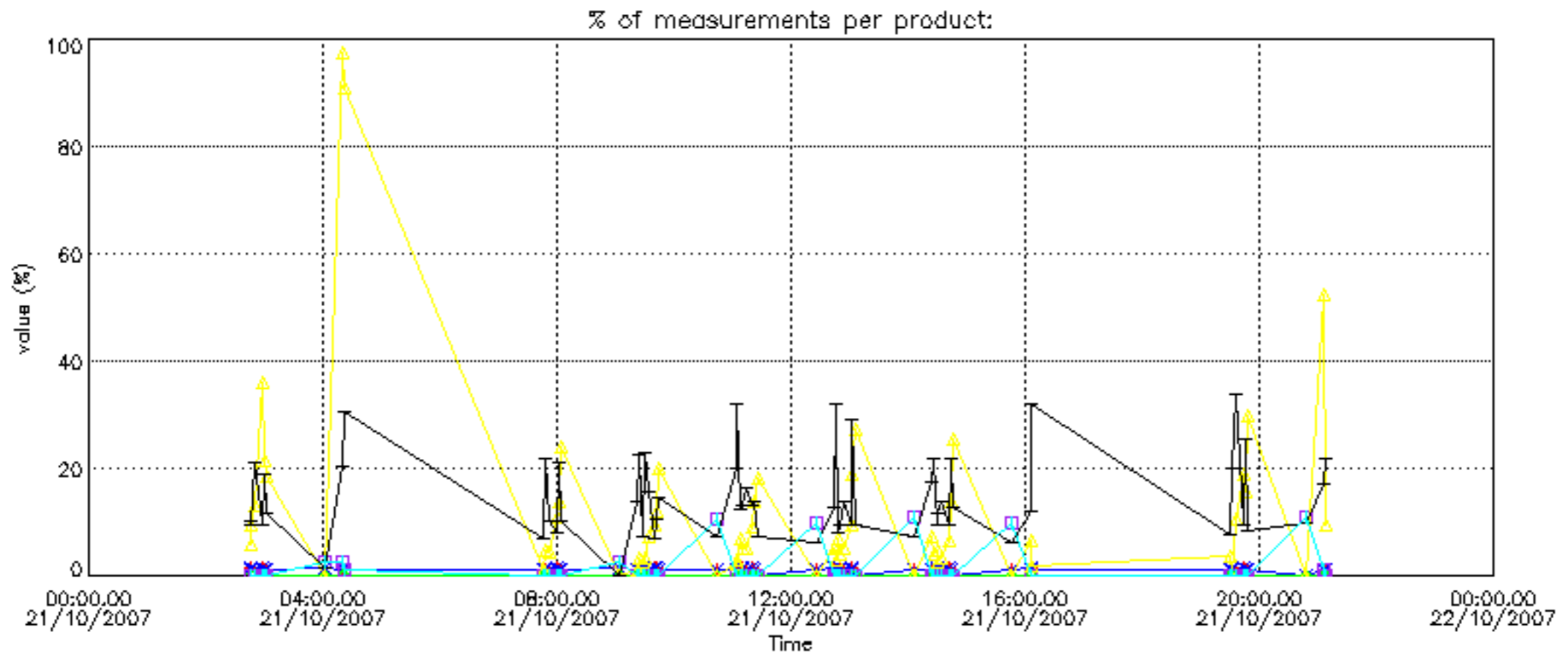


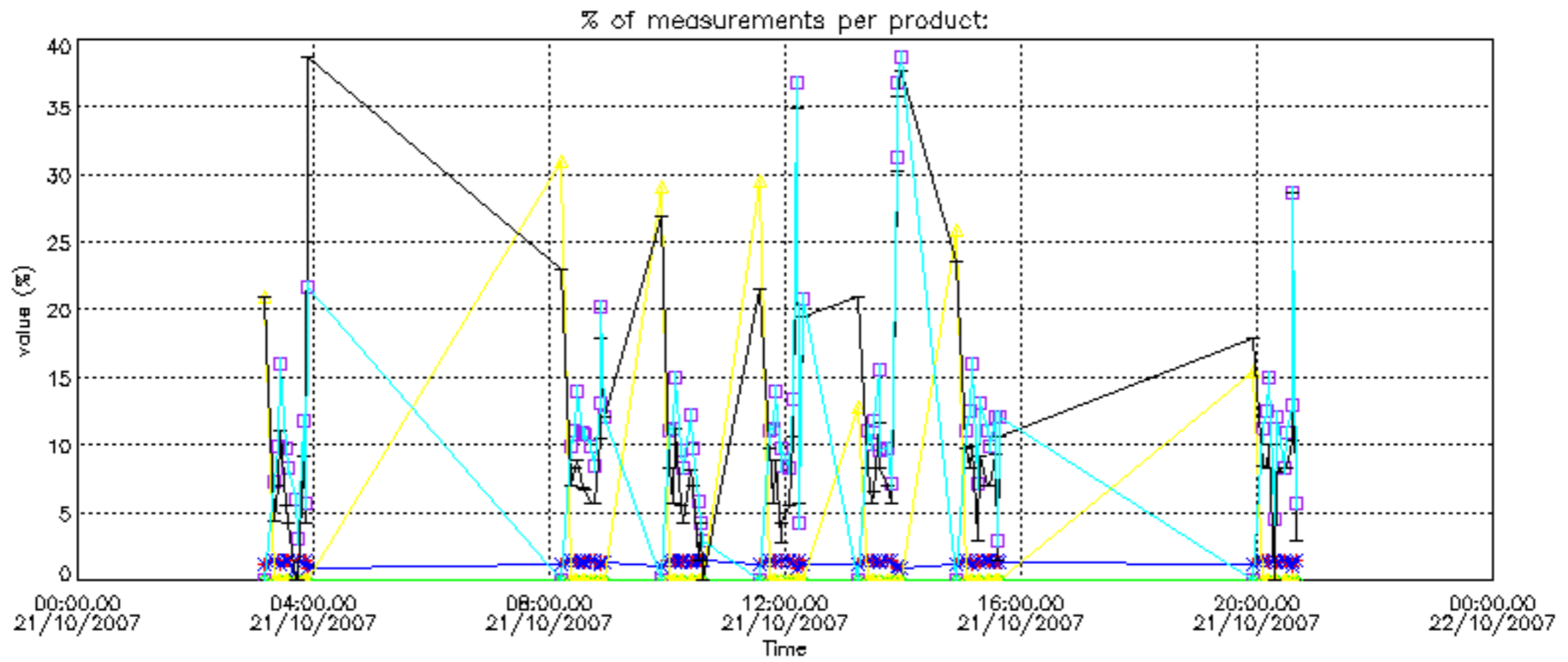
Percentage of flagged data per NO2 profile



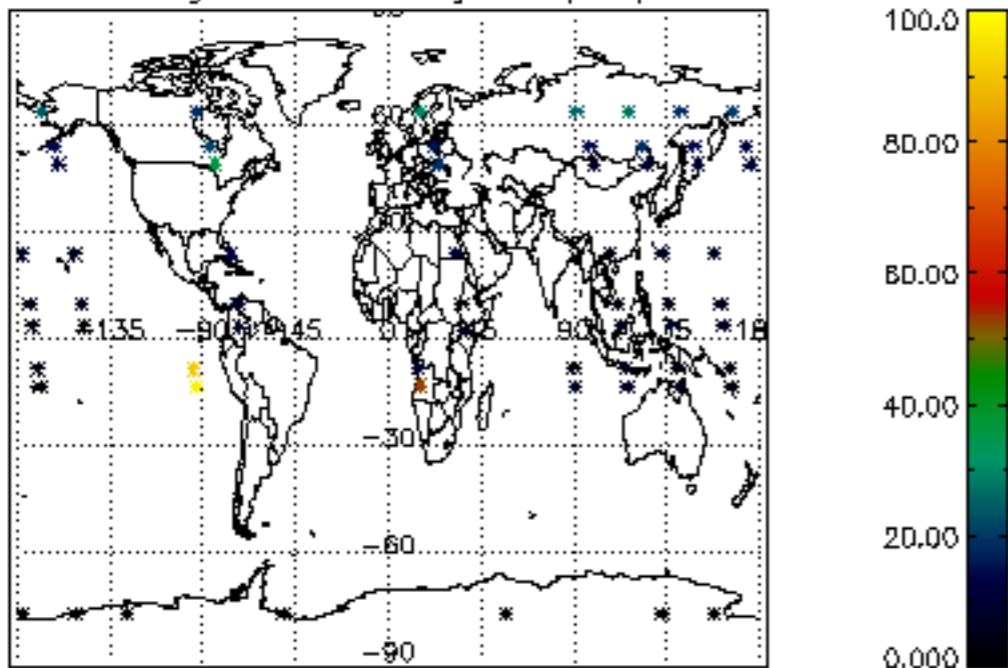
Percentage of flagged data per NO3 profile



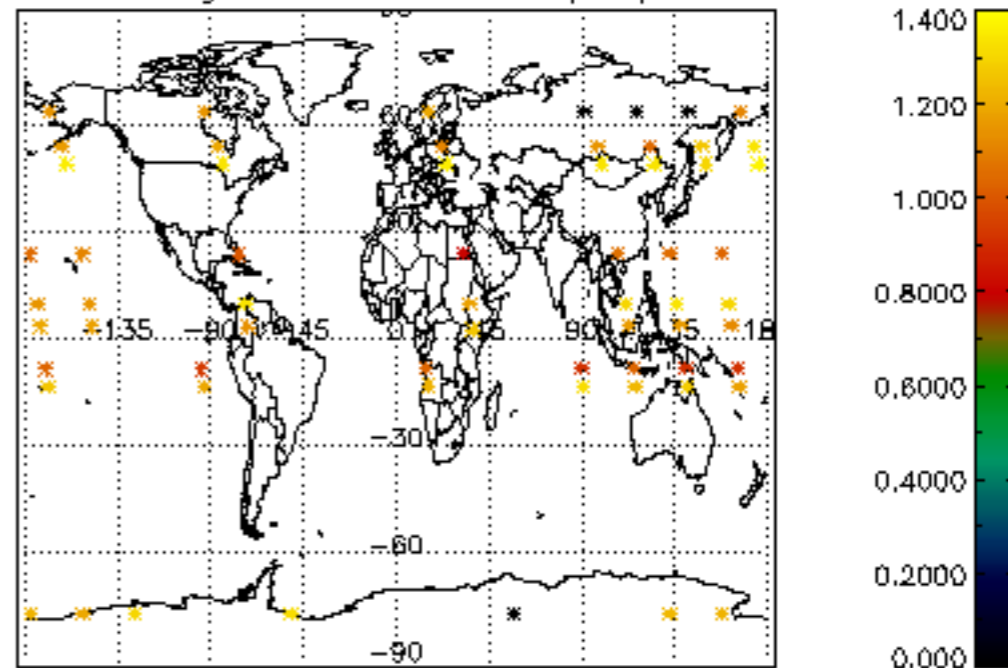




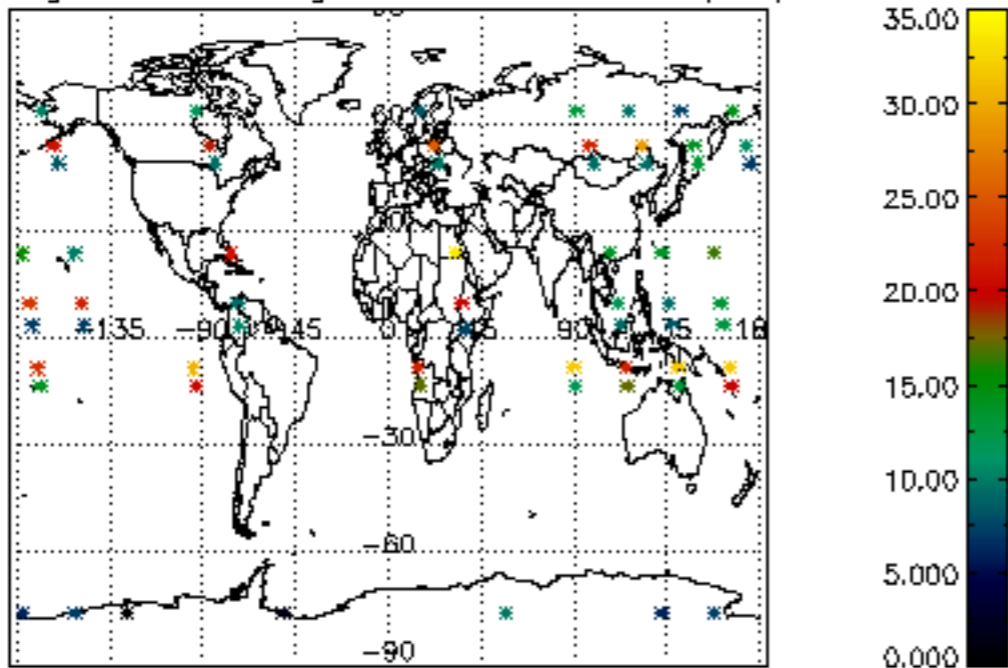
Percentage of cosmic ray hits per profile



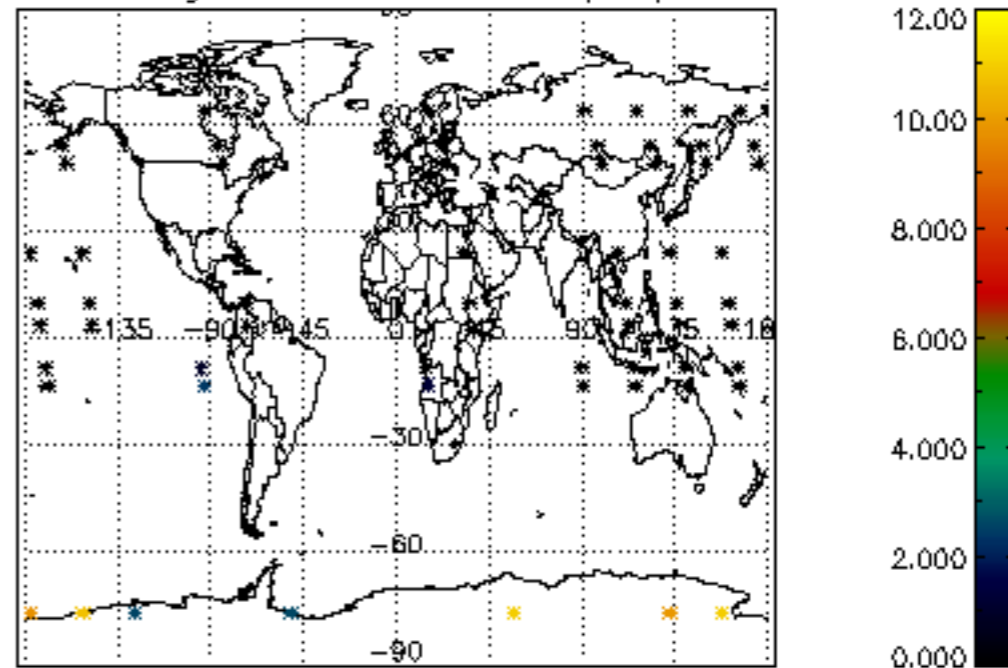
Percentage of datation errors per profile



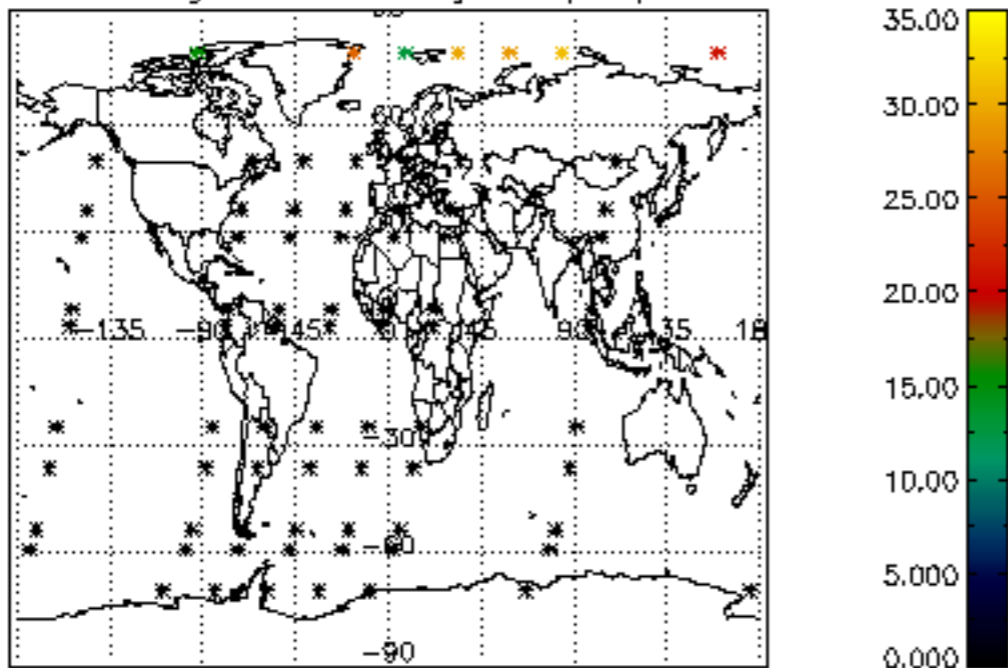
Percentage of star falling outside central band per profile



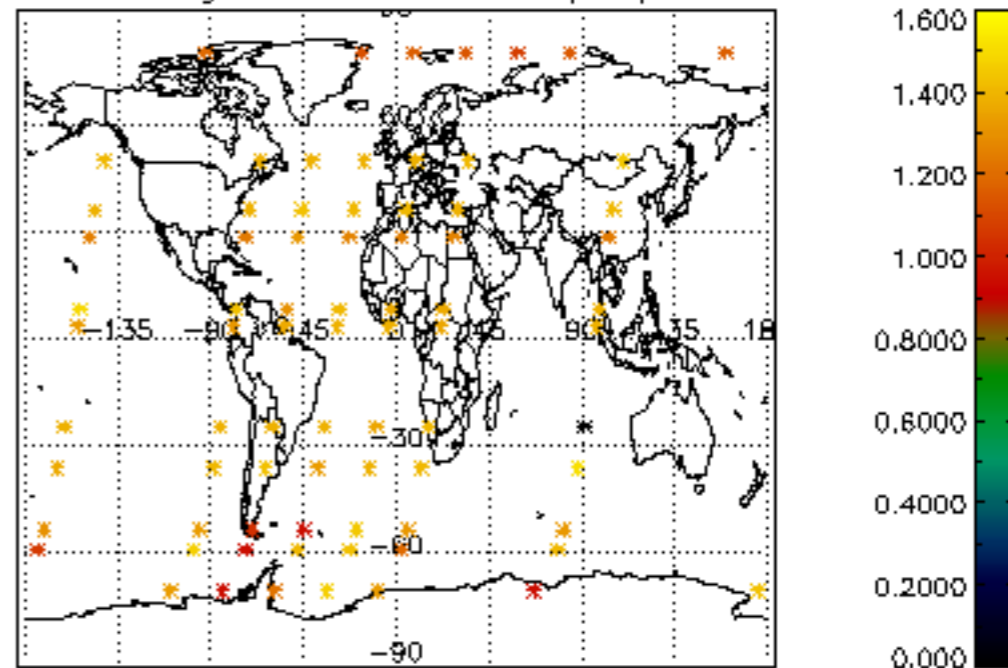
Percentage of saturation errors per profile



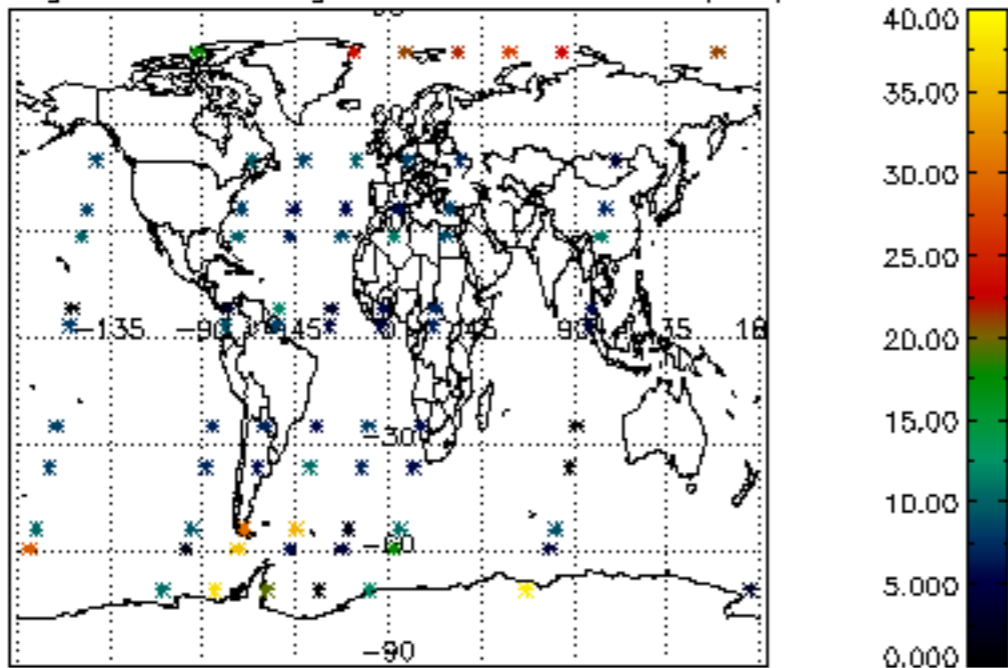
Percentage of cosmic ray hits per profile



Percentage of datation errors per profile



Percentage of star falling outside central band per profile



Percentage of saturation errors per profile

