

# GOMOS Level 2 Daily Report

## SUMMARY

### [1. General Info](#)

### [2. Summary of processed GOM\\_NL\\_2P products](#)

### [3. Level 2 Quality information per product](#)

#### [3.1 Plot of level 2 quality information per product \(time dependant\)](#)

#### [3.2 Plot of level 2 quality information per product \(world map\)](#)

### [4. Level 1 Quality information per product \(stored on level 2 products\)](#)

#### [4.1 Plot of level 1 quality information per product \(time dependant\)](#)

##### [4.1.1 Plot of level 1 quality information per product \(time dependant\): ASCENDING](#)

##### [4.1.2 Plot of level 1 quality information per product \(time dependant\): DESCENDING](#)

#### [4.2 Plot of level 1 quality information per product \(world map\)](#)

##### [4.2.1 Plot of level 1 quality information per product \(world map\): ASCENDING](#)

##### [4.2.2 Plot of level 1 quality information per product \(world map\): DESCENDING](#)

### [5. Ozone profiles based on quality statistics and other trace gas profiles](#)

#### [5.1 Ozone statistics based on quality of products](#)

#### [5.2 Plot ozone profiles for all STD \(dark without errors\)](#)

#### [5.3 Plot ozone profiles where STD < 20% \(dark without errors\)](#)

#### [5.4. Plot ozone profiles where STD < 10% \(dark without errors\)](#)

#### [5.5. Plot ozone profiles where STD < 5% \(dark without errors\)](#)

#### [5.6 Plot NO2 profiles for all STD \(dark without errors\)](#)

#### [5.7 Plot NO3 profiles for all STD \(dark without errors\)](#)

#### [5.8 Plot H2O profiles \(only for occultations of stars 1,2,3,4,13,14,16,26,63 dark without errors\) for all STD](#)

### [6. Auxiliary Data Files used for the production reported in section 2](#)

This report presents the daily analysis on parameters extracted from GOMOS level 2 data (GOM\_NL\_\_2P). It is intended to monitor some important parameters that will impact the quality of these products. A list of level 2 products (and content) that have arrived during the reporting day to the PCF is also given.

Item	Value
Time of report generation	23APR2013 08:07:23
Data source version	GOMOS/6.01
Start time of products	19-10-2007 (19OCT2007 00:00:00)
Stop time of products	20-10-2007 (20OCT2007 00:00:00)
Store outputs in DB	Yes
Nb of level 2 prods	218
Nb of prods with errors	0

## 2. Summary of processed GOM\_NL\_\_2P products.

Nr	Filename	UTC Start time	Limb	Duration	Star Id	Star Name	Star Mag	Star Temp	Nb Meas	Orbit	Prod. error
1	GOM_NL__2PRFIN20071019_000338_000000402062_00345_29457_6107.N1	19-OCT-2007 00:03:38	Bright	40.000	51	41Gam1Leo	2.0100	4500.0	80	29457	No
2	GOM_NL__2PRFIN20071019_000616_000000432062_00345_29457_6108.N1	19-OCT-2007 00:06:16	Bright	43.000	22	32Alp Leo	1.3600	15200.	86	29457	No
3	GOM_NL__2PRFIN20071019_001354_000000492062_00345_29457_6109.N1	19-OCT-2007 00:13:54	Dark	48.500	48	30Alp Hya	1.9770	4100.0	97	29457	No
4	GOM_NL__2PRFIN20071019_002322_000000432062_00345_29457_6110.N1	19-OCT-2007 00:23:22	Dark	42.500	65	Lam Vel	2.2040	4400.0	85	29457	No
5	GOM_NL__2PRFIN20071019_002639_000000422062_00346_29458_6113.N1	19-OCT-2007 00:26:39	Dark	41.500	34	Gam2Vel	1.7930	23000.	83	29458	No
6	GOM_NL__2PRFIN20071019_003218_000000592062_00346_29458_6114.N1	19-OCT-2007 00:32:18	Dark	58.500	2	Alp Car	-0.73600	7000.0	117	29458	No
7	GOM_NL__2PRFIN20071019_004352_000000442062_00346_29458_6115.N1	19-OCT-2007 00:43:52	Straylight	44.000	157	The1Eri	2.9060	9300.0	88	29458	No
8	GOM_NL__2PRFIN20071019_005241_000000452062_00346_29458_6116.N1	19-OCT-2007 00:52:41	Straylight	44.500	52	16Bet Cet	2.0370	4500.0	89	29458	No
9	GOM_NL__2PRFIN20071019_010215_000000372062_00346_29458_6117.N1	19-OCT-2007 01:02:15	Bright	36.500	140	88Gam Peg	2.8340	26000.	73	29458	No
10	GOM_NL__2PRFIN20071019_010611_000000362062_00346_29458_6118.N1	19-OCT-2007 01:06:11	Bright	35.500	58	21Alp And	2.0730	11000.	71	29458	No
11	GOM_NL__2PRFIN20071019_010831_000000422062_00346_29458_6119.N1	19-OCT-2007 01:08:31	Bright	41.500	53	43Bet And	2.0480	3300.0	83	29458	No
12	GOM_NL__2PRFIN20071019_011407_000000362062_00346_29458_6120.N1	19-OCT-2007 01:14:07	Bright	36.000	68	18Alp Cas	2.2250	4500.0	72	29458	No
13	GOM_NL__2PRFIN20071019_011527_000000372062_00346_29458_6121.N1	19-OCT-2007 01:15:27	Bright	36.500	76	27Gam Cas	2.3000	30000.	73	29458	No
14	GOM_NL__2PRFIN20071019_012313_000000362062_00346_29458_6122.N1	19-OCT-2007 01:23:13	Bright	36.000	49	1Alp UMi	1.9900	6300.0	72	29458	No
15	GOM_NL__2PRFIN20071019_013128_000000362062_00346_29458_6123.N1	19-OCT-2007 01:31:28	Bright	36.000	36	50Alp UMa	1.8000	6300.0	72	29458	No
16	GOM_NL__2PRFIN20071019_013302_000000362062_00346_29458_6124.N1	19-OCT-2007 01:33:02	Bright	36.000	82	48Bet UMa	2.3650	10600.	72	29458	No
17	GOM_NL__2PRFIN20071019_013628_000000532062_00346_29458_6125.N1	19-OCT-2007 01:36:28	Bright	53.000	174	52Psi UMa	3.0040	4400.0	106	29458	No
18	GOM_NL__2PRFIN20071019_014414_000000392062_00346_29458_6126.N1	19-OCT-2007 01:44:14	Bright	38.500	51	41Gam1Leo	2.0100	4500.0	77	29458	No
19	GOM_NL__2PRFIN20071019_014652_000000592062_00346_29458_6127.N1	19-OCT-2007 01:46:52	Bright	58.500	22	32Alp Leo	1.3600	15200.	117	29458	No
20	GOM_NL__2PRFIN20071019_015431_000000482062_00346_29458_6128.N1	19-OCT-2007 01:54:31	Dark	48.000	48	30Alp Hya	1.9770	4100.0	96	29458	No
21	GOM_NL__2PRFIN20071019_020359_000000462062_00346_29458_6129.N1	19-OCT-2007 02:03:59	Dark	45.500	65	Lam Vel	2.2040	4400.0	91	29458	No
22	GOM_NL__2PRFIN20071019_020715_000000442062_00347_29459_6120.N1	19-OCT-2007 02:07:15	Dark	43.500	34	Gam2Vel	1.7930	23000.	87	29459	No
23	GOM_NL__2PRFIN20071019_021254_000000482062_00347_29459_6121.N1	19-OCT-2007 02:12:54	Dark	47.500	2	Alp Car	-0.73600	7000.0	95	29459	No
24	GOM_NL__2PRFIN20071019_022428_000000462062_00347_29459_6122.N1	19-OCT-2007 02:24:28	Straylight	46.000	157	The1Eri	2.9060	9300.0	92	29459	No
25	GOM_NL__2PRFIN20071019_023317_000000452062_00347_29459_6123.N1	19-OCT-2007 02:33:17	Straylight	45.000	52	16Bet Cet	2.0370	4500.0	90	29459	No
26	GOM_NL__2PRFIN20071019_024251_000000362062_00347_29459_6124.N1	19-OCT-2007 02:42:51	Bright	36.000	140	88Gam Peg	2.8340	26000.	72	29459	No
27	GOM_NL__2PRFIN20071019_024647_000000362062_00347_29459_6125.N1	19-OCT-2007 02:46:47	Bright	35.500	58	21Alp And	2.0730	11000.	71	29459	No
28	GOM_NL__2PRFIN20071019_024906_000000422062_00347_29459_6126.N1	19-OCT-2007 02:49:06	Bright	41.500	53	43Bet And	2.0480	3300.0	83	29459	No
29	GOM_NL__2PRFIN20071019_025443_000000352062_00347_29459_6127.N1	19-OCT-2007 02:54:43	Bright	35.000	68	18Alp Cas	2.2250	4500.0	70	29459	No
30	GOM_NL__2PRFIN20071019_025603_000000352062_00347_29459_6128.N1	19-OCT-2007 02:56:03	Bright	35.000	76	27Gam Cas	2.3000	30000.	70	29459	No
31	GOM_NL__2PRFIN20071019_030349_000000342062_00347_29459_6129.N1	19-OCT-2007 03:03:49	Bright	33.500	49	1Alp UMi	1.9900	6300.0	67	29459	No
32	GOM_NL__2PRFIN20071019_031204_000000382062_00347_29459_6130.N1	19-OCT-2007 03:12:04	Bright	37.500	36	50Alp UMa	1.8000	6300.0	75	29459	No
33	GOM_NL__2PRFIN20071019_031337_000000532062_00347_29459_6131.N1	19-OCT-2007 03:13:37	Bright	53.000	82	48Bet UMa	2.3650	10600.	106	29459	No
34	GOM_NL__2PRFIN20071019_031703_000000532062_00347_29459_6132.N1	19-OCT-2007 03:17:03	Bright	53.000	174	52Psi UMa	3.0040	4400.0	106	29459	No
35	GOM_NL__2PRFIN20071019_032450_000000412062_00347_29459_6133.N1	19-OCT-2007 03:24:50	Bright	40.500	51	41Gam1Leo	2.0100	4500.0	81	29459	No
36	GOM_NL__2PRFIN20071019_032729_000000592062_00347_29459_6134.N1	19-OCT-2007 03:27:29	Bright	59.000	22	32Alp Leo	1.3600	15200.	118	29459	No
37	GOM_NL__2PRFIN20071019_033507_000000482062_00347_29459_6135.N1	19-OCT-2007 03:35:07	Dark	48.000	48	30Alp Hya	1.9770	4100.0	96	29459	No
38	GOM_NL__2PRFIN20071019_034436_000000452062_00347_29459_6136.N1	19-OCT-2007 03:44:36	Dark	45.000	65	Lam Vel	2.2040	4400.0	90	29459	No
39	GOM_NL__2PRFIN20071019_034752_000000442062_00348_29460_6128.N1	19-OCT-2007 03:47:52	Dark	43.500	34	Gam2Vel	1.7930	23000.	87	29460	No
40	GOM_NL__2PRFIN20071019_035331_000000472062_00348_29460_6129.N1	19-OCT-2007 03:53:31	Dark	47.000	2	Alp Car	-0.73600	7000.0	94	29460	No
41	GOM_NL__2PRFIN20071019_040505_000000432062_00348_29460_6130.N1	19-OCT-2007 04:05:05	Straylight	43.000	157	The1Eri	2.9060	9300.0	86	29460	No
42	GOM_NL__2PRFIN20071019_041353_000000462062_00348_29460_6131.N1	19-OCT-2007 04:13:53	Straylight	45.500	52	16Bet Cet	2.0370	4500.0	91	29460	No

43	GOM_NL__2PRFIN20071019_042327_000000362062_00348_29460_6132.N1	19-OCT-2007 04:23:27	Bright	36.000	140	88Gam Peg	2.8340	26000.	72	29460	No
44	GOM_NL__2PRFIN20071019_042723_000000362062_00348_29460_6133.N1	19-OCT-2007 04:27:23	Bright	35.500	58	21Alp And	2.0730	11000.	71	29460	No
45	GOM_NL__2PRFIN20071019_042942_000000412062_00348_29460_6134.N1	19-OCT-2007 04:29:42	Bright	41.000	53	43Bet And	2.0480	3300.0	82	29460	No
46	GOM_NL__2PRFIN20071019_043519_000000382062_00348_29460_6135.N1	19-OCT-2007 04:35:19	Bright	38.000	68	18Alp Cas	2.2250	4500.0	76	29460	No
47	GOM_NL__2PRFIN20071019_043639_000000382062_00348_29460_6136.N1	19-OCT-2007 04:36:39	Bright	38.000	76	27Gam Cas	2.3000	30000.	76	29460	No
48	GOM_NL__2PRFIN20071019_044425_000000332062_00348_29460_6137.N1	19-OCT-2007 04:44:25	Bright	32.500	49	1Alp UMi	1.9900	6300.0	65	29460	No
49	GOM_NL__2PRFIN20071019_045240_000000382062_00348_29460_6138.N1	19-OCT-2007 04:52:40	Bright	38.000	36	50Alp UMa	1.8000	6300.0	76	29460	No
50	GOM_NL__2PRFIN20071019_045414_000000362062_00348_29460_6139.N1	19-OCT-2007 04:54:14	Bright	36.000	82	48Bet UMa	2.3650	10600.	72	29460	No
51	GOM_NL__2PRFIN20071019_045740_000000362062_00348_29460_6140.N1	19-OCT-2007 04:57:40	Bright	35.500	174	52Psi UMa	3.0040	4400.0	71	29460	No
52	GOM_NL__2PRFIN20071019_050527_000000382062_00348_29460_6141.N1	19-OCT-2007 05:05:27	Bright	38.000	51	41Gam1Leo	2.0100	4500.0	76	29460	No
53	GOM_NL__2PRFIN20071019_050805_000000432062_00348_29460_6142.N1	19-OCT-2007 05:08:05	Bright	43.000	22	32Alp Leo	1.3600	15200.	86	29460	No
54	GOM_NL__2PRFIN20071019_051544_000000382062_00348_29460_6143.N1	19-OCT-2007 05:15:44	Dark	38.000	48	30Alp Hya	1.9770	4100.0	76	29460	No
55	GOM_NL__2PRFIN20071019_052512_000000442062_00348_29460_6144.N1	19-OCT-2007 05:25:12	Dark	43.500	65	Lam Vel	2.2040	4400.0	87	29460	No
56	GOM_NL__2PRFIN20071019_052829_000000442062_00349_29461_6150.N1	19-OCT-2007 05:28:29	Dark	43.500	34	Gam2Vel	1.7930	23000.	87	29461	No
57	GOM_NL__2PRFIN20071019_053408_000000622062_00349_29461_6151.N1	19-OCT-2007 05:34:08	Dark	61.500	2	Alp Car	-0.73600	7000.0	123	29461	No
58	GOM_NL__2PRFIN20071019_054541_000000452062_00349_29461_6152.N1	19-OCT-2007 05:45:41	Straylight	44.500	157	The1Eri	2.9060	9300.0	89	29461	No
59	GOM_NL__2PRFIN20071019_05429_000000442062_00349_29461_6153.N1	19-OCT-2007 05:54:29	Straylight	44.000	52	16Bet Cet	2.0370	4500.0	88	29461	No
60	GOM_NL__2PRFIN20071019_060403_000000372062_00349_29461_6154.N1	19-OCT-2007 06:04:03	Bright	36.500	140	88Gam Peg	2.8340	26000.	73	29461	No
61	GOM_NL__2PRFIN20071019_060759_000000362062_00349_29461_6155.N1	19-OCT-2007 06:07:59	Bright	36.000	58	21Alp And	2.0730	11000.	72	29461	No
62	GOM_NL__2PRFIN20071019_061018_000000412062_00349_29461_6156.N1	19-OCT-2007 06:10:18	Bright	40.500	53	43Bet And	2.0480	3300.0	81	29461	No
63	GOM_NL__2PRFIN20071019_061555_000000382062_00349_29461_6157.N1	19-OCT-2007 06:15:55	Bright	38.000	68	18Alp Cas	2.2250	4500.0	76	29461	No
64	GOM_NL__2PRFIN20071019_061715_000000382062_00349_29461_6158.N1	19-OCT-2007 06:17:15	Bright	37.500	76	27Gam Cas	2.3000	30000.	75	29461	No
65	GOM_NL__2PRFIN20071019_062501_000000382062_00349_29461_6159.N1	19-OCT-2007 06:25:01	Bright	37.500	49	1Alp UMi	1.9900	6300.0	75	29461	No
66	GOM_NL__2PRFIN20071019_063316_000000352062_00349_29461_6160.N1	19-OCT-2007 06:33:16	Bright	34.500	36	50Alp UMa	1.8000	6300.0	69	29461	No
67	GOM_NL__2PRFIN20071019_063450_000000362062_00349_29461_6161.N1	19-OCT-2007 06:34:50	Bright	36.000	82	48Bet UMa	2.3650	10600.	72	29461	No
68	GOM_NL__2PRFIN20071019_063816_000000342062_00349_29461_6162.N1	19-OCT-2007 06:38:16	Bright	34.000	174	52Psi UMa	3.0040	4400.0	68	29461	No
69	GOM_NL__2PRFIN20071019_064603_000000392062_00349_29461_6163.N1	19-OCT-2007 06:46:03	Bright	39.000	51	41Gam1Leo	2.0100	4500.0	78	29461	No
70	GOM_NL__2PRFIN20071019_064841_000000432062_00349_29461_6164.N1	19-OCT-2007 06:48:41	Bright	42.500	22	32Alp Leo	1.3600	15200.	85	29461	No
71	GOM_NL__2PRFIN20071019_065621_000000382062_00349_29461_6165.N1	19-OCT-2007 06:56:21	Dark	38.000	48	30Alp Hya	1.9770	4100.0	76	29461	No
72	GOM_NL__2PRFIN20071019_070549_000000472062_00349_29461_6166.N1	19-OCT-2007 07:05:49	Dark	46.500	65	Lam Vel	2.2040	4400.0	93	29461	No
73	GOM_NL__2PRFIN20071019_070906_000000432062_00350_29462_6178.N1	19-OCT-2007 07:09:06	Dark	42.500	34	Gam2Vel	1.7930	23000.	85	29462	No
74	GOM_NL__2PRFIN20071019_071445_000000592062_00350_29462_6179.N1	19-OCT-2007 07:14:45	Dark	58.500	2	Alp Car	-0.73600	7000.0	117	29462	No
75	GOM_NL__2PRFIN20071019_072617_000000442062_00350_29462_6180.N1	19-OCT-2007 07:26:17	Straylight	44.000	157	The1Eri	2.9060	9300.0	88	29462	No
76	GOM_NL__2PRFIN20071019_073505_000000432062_00350_29462_6181.N1	19-OCT-2007 07:35:05	Straylight	43.000	52	16Bet Cet	2.0370	4500.0	86	29462	No
77	GOM_NL__2PRFIN20071019_074439_000000362062_00350_29462_6182.N1	19-OCT-2007 07:44:39	Bright	36.000	140	88Gam Peg	2.8340	26000.	72	29462	No
78	GOM_NL__2PRFIN20071019_074835_000000362062_00350_29462_6183.N1	19-OCT-2007 07:48:35	Bright	36.000	58	21Alp And	2.0730	11000.	72	29462	No
79	GOM_NL__2PRFIN20071019_075054_000000382062_00350_29462_6184.N1	19-OCT-2007 07:50:54	Bright	38.000	53	43Bet And	2.0480	3300.0	76	29462	No
80	GOM_NL__2PRFIN20071019_075631_000000382062_00350_29462_6185.N1	19-OCT-2007 07:56:31	Bright	38.000	68	18Alp Cas	2.2250	4500.0	76	29462	No
81	GOM_NL__2PRFIN20071019_075751_000000372062_00350_29462_6186.N1	19-OCT-2007 07:57:51	Bright	37.000	76	27Gam Cas	2.3000	30000.	74	29462	No
82	GOM_NL__2PRFIN20071019_080537_000000362062_00350_29462_6187.N1	19-OCT-2007 08:05:37	Bright	36.000	49	1Alp UMi	1.9900	6300.0	72	29462	No
83	GOM_NL__2PRFIN20071019_081352_000000382062_00350_29462_6188.N1	19-OCT-2007 08:13:52	Bright	37.500	36	50Alp UMa	1.8000	6300.0	75	29462	No
84	GOM_NL__2PRFIN20071019_081526_000000362062_00350_29462_6189.N1	19-OCT-2007 08:15:26	Bright	35.500	82	48Bet UMa	2.3650	10600.	71	29462	No
85	GOM_NL__2PRFIN20071019_081852_000000352062_00350_29462_6190.N1	19-OCT-2007 08:18:52	Bright	34.500	174	52Psi UMa	3.0040	4400.0	69	29462	No
86	GOM_NL__2PRFIN20071019_082639_000000392062_00350_29462_6191.N1	19-OCT-2007 08:26:39	Bright	39.000	51	41Gam1Leo	2.0100	4500.0	78	29462	No
87	GOM_NL__2PRFIN20071019_082918_000000432062_00350_29462_6192.N1	19-OCT-2007 08:29:18	Bright	43.000	22	32Alp Leo	1.3600	15200.	86	29462	No
88	GOM_NL__2PRFIN20071019_083658_000000292062_00350_29462_6193.N1	19-OCT-2007 08:36:58	Dark	29.000	48	30Alp Hya	1.9770	4100.0	58	29462	No
89	GOM_NL__2PRFIN20071019_084625_000000462062_00350_29462_6194.N1	19-OCT-2007 08:46:25	Dark	45.500	65	Lam Vel	2.2040	4400.0	91	29462	No
90	GOM_NL__2PRFIN20071019_084942_000000442062_00351_29463_6197.N1	19-OCT-2007 08:49:42	Dark	44.000	34	Gam2Vel	1.7930	23000.	88	29463	No
91	GOM_NL__2PRFIN20071019_085521_000000552062_00351_29463_6198.N1	19-OCT-2007 08:55:21	Dark	54.500	2	Alp Car	-0.73600	7000.0	109	29463	No
92	GOM_NL__2PRFIN20071019_090654_000000452062_00351_29463_6199.N1	19-OCT-2007 09:06:54	Straylight	45.000	157	The1Eri	2.9060	9300.0	90	29463	No
93	GOM_NL__2PRFIN20071019_091541_000000442062_00351_29463_6200.N1	19-OCT-2007 09:15:41	Straylight	44.000	52	16Bet Cet	2.0370	4500.0	88	29463	No
94	GOM_NL__2PRFIN20071019_092515_000000362062_00351_29463_6201.N1	19-OCT-2007 09:25:15	Bright	35.500	140	88Gam Peg	2.8340	26000.	71	29463	No
95	GOM_NL__2PRFIN20071019_092911_000000372062_00351_29463_6202.N1	19-OCT-2007 09:29:11	Bright	37.000	58	21Alp And	2.0730	11000.	74	29463	No
96	GOM_NL__2PRFIN20071019_093129_000000412062_00351_29463_6203.N1	19-OCT-2007 09:31:29	Bright	41.000	53	43Bet And	2.0480	3300.0	82	29463	No
97	GOM_NL__2PRFIN20071019_093706_000000372062_00351_29463_6204.N1	19-OCT-2007 09:37:06	Bright	36.500	68	18Alp Cas	2.2250	4500.0	73	29463	No
98	GOM_NL__2PRFIN20071019_093826_000000362062_00351_29463_6205.N1	19-OCT-2007 09:38:26	Bright	35.500	76	27Gam Cas	2.3000	30000.	71	29463	No
99	GOM_NL__2PRFIN20071019_094613_000000342062_00351_29463_6206.N1	19-OCT-2007 09:46:13	Bright	33.500	49	1Alp UMi	1.9900	6300.0	67	29463	No
100	GOM_NL__2PRFIN20071019_095428_000000372062_00351_29463_6207.N1	19-OCT-2007 09:54:28	Bright	36.500	36	50Alp UMa	1.8000	6300.0	73	29463	No
101	GOM_NL__2PRFIN20071019_095601_000000372062_00351_29463_6208.N1	19-OCT-2007 09:56:01	Bright	36.500	82	48Bet UMa	2.3650	10600.	73	29463	No

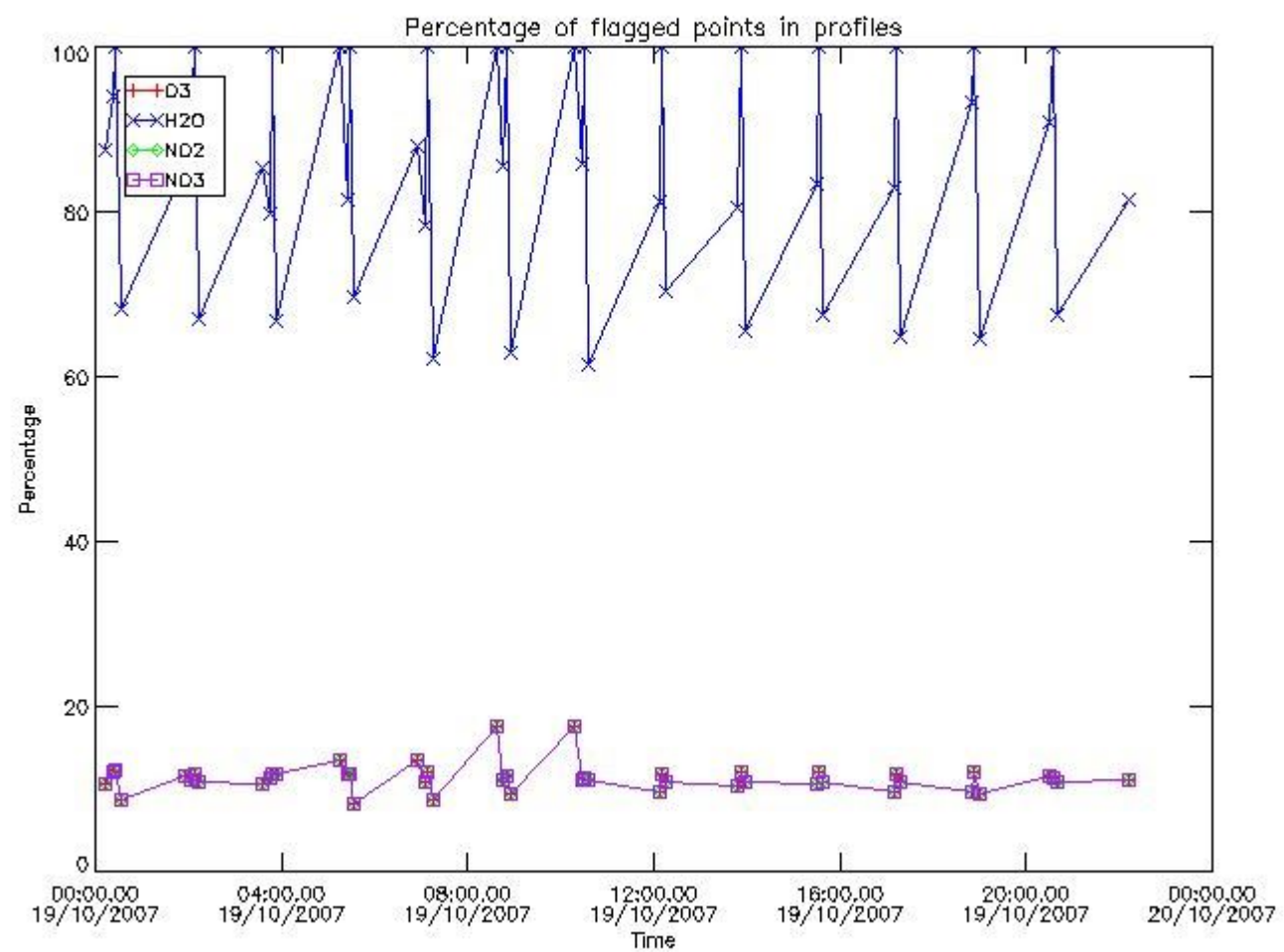
102	GOM_NL__2PRFIN20071019_095928_000000362062_00351_29463_6209.N1	19-OCT-2007 09:59:28	Bright	35.500	174	52Psi UMa	3.0040	4400.0	71	29463	No
103	GOM_NL__2PRFIN20071019_100715_000000402062_00351_29463_6210.N1	19-OCT-2007 10:07:15	Bright	39.500	51	41Gam1Leo	2.0100	4500.0	79	29463	No
104	GOM_NL__2PRFIN20071019_100954_000000592062_00351_29463_6211.N1	19-OCT-2007 10:09:54	Bright	59.000	22	32Alp Leo	1.3600	15200.	118	29463	No
105	GOM_NL__2PRFIN20071019_101735_000000292062_00351_29463_6212.N1	19-OCT-2007 10:17:35	Dark	29.000	48	30Alp Hya	1.9770	4100.0	58	29463	No
106	GOM_NL__2PRFIN20071019_102702_000000462062_00351_29463_6213.N1	19-OCT-2007 10:27:02	Dark	46.000	65	Lam Vel	2.2040	4400.0	92	29463	No
107	GOM_NL__2PRFIN20071019_103019_000000452062_00352_29464_6207.N1	19-OCT-2007 10:30:19	Dark	45.000	34	Gam2Vel	1.7930	23000.	90	29464	No
108	GOM_NL__2PRFIN20071019_103558_000000512062_00352_29464_6208.N1	19-OCT-2007 10:35:58	Dark	51.000	2	Alp Car	-0.73600	7000.0	102	29464	No
109	GOM_NL__2PRFIN20071019_104730_000000442062_00352_29464_6209.N1	19-OCT-2007 10:47:30	Straylight	44.000	157	The1Eri	2.9060	9300.0	88	29464	No
110	GOM_NL__2PRFIN20071019_105617_000000402062_00352_29464_6210.N1	19-OCT-2007 10:56:17	Straylight	40.000	52	16Bet Cet	2.0370	4500.0	80	29464	No
111	GOM_NL__2PRFIN20071019_110551_000000342062_00352_29464_6211.N1	19-OCT-2007 11:05:51	Bright	34.000	140	88Gam Peg	2.8340	26000.	68	29464	No
112	GOM_NL__2PRFIN20071019_110947_000000352062_00352_29464_6212.N1	19-OCT-2007 11:09:47	Bright	35.000	58	21Alp And	2.0730	11000.	70	29464	No
113	GOM_NL__2PRFIN20071019_111205_000000422062_00352_29464_6213.N1	19-OCT-2007 11:12:05	Bright	42.000	53	43Bet And	2.0480	3300.0	84	29464	No
114	GOM_NL__2PRFIN20071019_111742_000000382062_00352_29464_6214.N1	19-OCT-2007 11:17:42	Bright	37.500	68	18Alp Cas	2.2250	4500.0	75	29464	No
115	GOM_NL__2PRFIN20071019_111902_000000362062_00352_29464_6215.N1	19-OCT-2007 11:19:02	Bright	36.000	76	27Gam Cas	2.3000	30000.	72	29464	No
116	GOM_NL__2PRFIN20071019_112649_000000372062_00352_29464_6216.N1	19-OCT-2007 11:26:49	Bright	36.500	49	1Alp UMi	1.9900	6300.0	73	29464	No
117	GOM_NL__2PRFIN20071019_113503_000000352062_00352_29464_6217.N1	19-OCT-2007 11:35:03	Bright	35.000	36	50Alp UMa	1.8000	6300.0	70	29464	No
118	GOM_NL__2PRFIN20071019_113637_000000352062_00352_29464_6218.N1	19-OCT-2007 11:36:37	Bright	35.000	82	48Bet UMa	2.3650	10600.	70	29464	No
119	GOM_NL__2PRFIN20071019_114004_000000372062_00352_29464_6219.N1	19-OCT-2007 11:40:04	Bright	36.500	174	52Psi UMa	3.0040	4400.0	73	29464	No
120	GOM_NL__2PRFIN20071019_114751_000000392062_00352_29464_6220.N1	19-OCT-2007 11:47:51	Bright	39.000	51	41Gam1Leo	2.0100	4500.0	78	29464	No
121	GOM_NL__2PRFIN20071019_115030_000000422062_00352_29464_6221.N1	19-OCT-2007 11:50:30	Bright	41.500	22	32Alp Leo	1.3600	15200.	83	29464	No
122	GOM_NL__2PRFIN20071019_120739_000000542062_00352_29464_6222.N1	19-OCT-2007 12:07:39	Dark	53.500	65	Lam Vel	2.2040	4400.0	107	29464	No
123	GOM_NL__2PRFIN20071019_121056_000000432062_00353_29465_6217.N1	19-OCT-2007 12:10:56	Dark	43.000	34	Gam2Vel	1.7930	23000.	86	29465	No
124	GOM_NL__2PRFIN20071019_121635_000000482062_00353_29465_6218.N1	19-OCT-2007 12:16:35	Dark	47.500	2	Alp Car	-0.73600	7000.0	95	29465	No
125	GOM_NL__2PRFIN20071019_122807_000000412062_00353_29465_6219.N1	19-OCT-2007 12:28:07	Straylight	40.500	157	The1Eri	2.9060	9300.0	81	29465	No
126	GOM_NL__2PRFIN20071019_123653_000000452062_00353_29465_6220.N1	19-OCT-2007 12:36:53	Straylight	44.500	52	16Bet Cet	2.0370	4500.0	89	29465	No
127	GOM_NL__2PRFIN20071019_124627_000000362062_00353_29465_6221.N1	19-OCT-2007 12:46:27	Bright	36.000	140	88Gam Peg	2.8340	26000.	72	29465	No
128	GOM_NL__2PRFIN20071019_125023_000000372062_00353_29465_6222.N1	19-OCT-2007 12:50:23	Bright	36.500	58	21Alp And	2.0730	11000.	73	29465	No
129	GOM_NL__2PRFIN20071019_125240_000000392062_00353_29465_6223.N1	19-OCT-2007 12:52:40	Bright	38.500	53	43Bet And	2.0480	3300.0	77	29465	No
130	GOM_NL__2PRFIN20071019_125818_000000372062_00353_29465_6224.N1	19-OCT-2007 12:58:18	Bright	36.500	68	18Alp Cas	2.2250	4500.0	73	29465	No
131	GOM_NL__2PRFIN20071019_125938_000000352062_00353_29465_6225.N1	19-OCT-2007 12:59:38	Bright	35.000	76	27Gam Cas	2.3000	30000.	70	29465	No
132	GOM_NL__2PRFIN20071019_130725_000000352062_00353_29465_6226.N1	19-OCT-2007 13:07:25	Bright	34.500	49	1Alp UMi	1.9900	6300.0	69	29465	No
133	GOM_NL__2PRFIN20071019_131539_000000392062_00353_29465_6227.N1	19-OCT-2007 13:15:39	Bright	39.000	36	50Alp UMa	1.8000	6300.0	78	29465	No
134	GOM_NL__2PRFIN20071019_131713_000000362062_00353_29465_6228.N1	19-OCT-2007 13:17:13	Bright	36.000	82	48Bet UMa	2.3650	10600.	72	29465	No
135	GOM_NL__2PRFIN20071019_132040_000000352062_00353_29465_6229.N1	19-OCT-2007 13:20:40	Bright	34.500	174	52Psi UMa	3.0040	4400.0	69	29465	No
136	GOM_NL__2PRFIN20071019_132828_000000402062_00353_29465_6230.N1	19-OCT-2007 13:28:28	Bright	40.000	51	41Gam1Leo	2.0100	4500.0	80	29465	No
137	GOM_NL__2PRFIN20071019_133106_000000592062_00353_29465_6231.N1	19-OCT-2007 13:31:06	Bright	59.000	22	32Alp Leo	1.3600	15200.	118	29465	No
138	GOM_NL__2PRFIN20071019_134815_000000492062_00353_29465_6232.N1	19-OCT-2007 13:48:15	Dark	49.000	65	Lam Vel	2.2040	4400.0	98	29465	No
139	GOM_NL__2PRFIN20071019_135132_000000422062_00354_29466_6232.N1	19-OCT-2007 13:51:32	Dark	42.000	34	Gam2Vel	1.7930	23000.	84	29466	No
140	GOM_NL__2PRFIN20071019_135711_000000472062_00354_29466_6233.N1	19-OCT-2007 13:57:11	Dark	47.000	2	Alp Car	-0.73600	7000.0	94	29466	No
141	GOM_NL__2PRFIN20071019_140843_000000442062_00354_29466_6234.N1	19-OCT-2007 14:08:43	Straylight	44.000	157	The1Eri	2.9060	9300.0	88	29466	No
142	GOM_NL__2PRFIN20071019_141729_000000432062_00354_29466_6235.N1	19-OCT-2007 14:17:29	Straylight	43.000	52	16Bet Cet	2.0370	4500.0	86	29466	No
143	GOM_NL__2PRFIN20071019_142703_000000352062_00354_29466_6236.N1	19-OCT-2007 14:27:03	Bright	35.000	140	88Gam Peg	2.8340	26000.	70	29466	No
144	GOM_NL__2PRFIN20071019_143059_000000362062_00354_29466_6237.N1	19-OCT-2007 14:30:59	Bright	35.500	58	21Alp And	2.0730	11000.	71	29466	No
145	GOM_NL__2PRFIN20071019_143316_000000382062_00354_29466_6238.N1	19-OCT-2007 14:33:16	Bright	37.500	53	43Bet And	2.0480	3300.0	75	29466	No
146	GOM_NL__2PRFIN20071019_143854_000000382062_00354_29466_6239.N1	19-OCT-2007 14:38:54	Bright	37.500	68	18Alp Cas	2.2250	4500.0	75	29466	No
147	GOM_NL__2PRFIN20071019_144013_000000362062_00354_29466_6240.N1	19-OCT-2007 14:40:13	Bright	35.500	76	27Gam Cas	2.3000	30000.	71	29466	No
148	GOM_NL__2PRFIN20071019_144801_000000332062_00354_29466_6241.N1	19-OCT-2007 14:48:01	Bright	32.500	49	1Alp UMi	1.9900	6300.0	65	29466	No
149	GOM_NL__2PRFIN20071019_145615_000000512062_00354_29466_6242.N1	19-OCT-2007 14:56:15	Bright	51.000	36	50Alp UMa	1.8000	6300.0	102	29466	No
150	GOM_NL__2PRFIN20071019_145749_000000502062_00354_29466_6243.N1	19-OCT-2007 14:57:49	Bright	50.000	82	48Bet UMa	2.3650	10600.	100	29466	No
151	GOM_NL__2PRFIN20071019_150116_000000382062_00354_29466_6244.N1	19-OCT-2007 15:01:16	Bright	37.500	174	52Psi UMa	3.0040	4400.0	75	29466	No
152	GOM_NL__2PRFIN20071019_150904_000000392062_00354_29466_6245.N1	19-OCT-2007 15:09:04	Bright	39.000	51	41Gam1Leo	2.0100	4500.0	78	29466	No
153	GOM_NL__2PRFIN20071019_151143_000000592062_00354_29466_6246.N1	19-OCT-2007 15:11:43	Bright	59.000	22	32Alp Leo	1.3600	15200.	118	29466	No
154	GOM_NL__2PRFIN20071019_152852_000000492062_00354_29466_6247.N1	19-OCT-2007 15:28:52	Dark	48.500	65	Lam Vel	2.2040	4400.0	97	29466	No
155	GOM_NL__2PRFIN20071019_153209_000000432062_00355_29467_6242.N1	19-OCT-2007 15:32:09	Dark	42.500	34	Gam2Vel	1.7930	23000.	85	29467	No
156	GOM_NL__2PRFIN20071019_153748_000000472062_00355_29467_6243.N1	19-OCT-2007 15:37:48	Dark	46.500	2	Alp Car	-0.73600	7000.0	93	29467	No
157	GOM_NL__2PRFIN20071019_154919_000000432062_00355_29467_6244.N1	19-OCT-2007 15:49:19	Straylight	43.000	157	The1Eri	2.9060	9300.0	86	29467	No
158	GOM_NL__2PRFIN20071019_155805_000000442062_00355_29467_6245.N1	19-OCT-2007 15:58:05	Straylight	43.500	52	16Bet Cet	2.0370	4500.0	87	29467	No
159	GOM_NL__2PRFIN20071019_160739_000000362062_00355_29467_6246.N1	19-OCT-2007 16:07:39	Bright	36.000	140	88Gam Peg	2.8340	26000.	72	29467	No
160	GOM_NL__2PRFIN20071019_161135_000000362062_00355_29467_6247.N1	19-OCT-2007 16:11:35	Bright	36.000	58	21Alp And	2.0730	11000.	72	29467	No

161	GOM_NL__2PRFIN20071019_161352_000000382062_00355_29467_6248.N1	19-OCT-2007 16:13:52	Bright	38.000	53	43Bet And	2.0480	3300.0	76	29467	No
162	GOM_NL__2PRFIN20071019_161930_000000362062_00355_29467_6249.N1	19-OCT-2007 16:19:30	Bright	36.000	68	18Alp Cas	2.2250	4500.0	72	29467	No
163	GOM_NL__2PRFIN20071019_162049_000000372062_00355_29467_6250.N1	19-OCT-2007 16:20:49	Bright	37.000	76	27Gam Cas	2.3000	30000.	74	29467	No
164	GOM_NL__2PRFIN20071019_162836_000000372062_00355_29467_6251.N1	19-OCT-2007 16:28:36	Bright	36.500	49	1Alp UMi	1.9900	6300.0	73	29467	No
165	GOM_NL__2PRFIN20071019_163651_000000532062_00355_29467_6252.N1	19-OCT-2007 16:36:51	Bright	53.000	36	50Alp UMa	1.8000	6300.0	106	29467	No
166	GOM_NL__2PRFIN20071019_163825_000000482062_00355_29467_6253.N1	19-OCT-2007 16:38:25	Bright	48.000	82	48Bet UMa	2.3650	10600.	96	29467	No
167	GOM_NL__2PRFIN20071019_164152_000000532062_00355_29467_6254.N1	19-OCT-2007 16:41:52	Bright	53.000	174	52Psi UMa	3.0040	4400.0	106	29467	No
168	GOM_NL__2PRFIN20071019_164940_000000402062_00355_29467_6255.N1	19-OCT-2007 16:49:40	Bright	40.000	51	41Gam1Leo	2.0100	4500.0	80	29467	No
169	GOM_NL__2PRFIN20071019_165219_000000412062_00355_29467_6256.N1	19-OCT-2007 16:52:19	Bright	40.500	22	32Alp Leo	1.3600	15200.	81	29467	No
170	GOM_NL__2PRFIN20071019_170928_000000532062_00355_29467_6257.N1	19-OCT-2007 17:09:28	Dark	53.000	65	Lam Vel	2.2040	4400.0	106	29467	No
171	GOM_NL__2PRFIN20071019_171246_000000442062_00356_29468_6263.N1	19-OCT-2007 17:12:46	Dark	43.500	34	Gam2Vel	1.7930	23000.	87	29468	No
172	GOM_NL__2PRFIN20071019_171825_000000482062_00356_29468_6264.N1	19-OCT-2007 17:18:25	Dark	47.500	2	Alp Car	-0.73600	7000.0	95	29468	No
173	GOM_NL__2PRFIN20071019_172956_000000462062_00356_29468_6265.N1	19-OCT-2007 17:29:56	Straylight	45.500	157	The1Eri	2.9060	9300.0	91	29468	No
174	GOM_NL__2PRFIN20071019_173842_000000442062_00356_29468_6266.N1	19-OCT-2007 17:38:42	Straylight	43.500	52	16Bet Cet	2.0370	4500.0	87	29468	No
175	GOM_NL__2PRFIN20071019_174815_000000342062_00356_29468_6267.N1	19-OCT-2007 17:48:15	Bright	34.000	140	88Gam Peg	2.8340	26000.	68	29468	No
176	GOM_NL__2PRFIN20071019_175211_000000362062_00356_29468_6268.N1	19-OCT-2007 17:52:11	Bright	35.500	58	21Alp And	2.0730	11000.	71	29468	No
177	GOM_NL__2PRFIN20071019_175427_000000382062_00356_29468_6269.N1	19-OCT-2007 17:54:27	Bright	38.000	53	43Bet And	2.0480	3300.0	76	29468	No
178	GOM_NL__2PRFIN20071019_180005_000000382062_00356_29468_6270.N1	19-OCT-2007 18:00:05	Bright	38.000	68	18Alp Cas	2.2250	4500.0	76	29468	No
179	GOM_NL__2PRFIN20071019_180125_000000372062_00356_29468_6271.N1	19-OCT-2007 18:01:25	Bright	36.500	76	27Gam Cas	2.3000	30000.	73	29468	No
180	GOM_NL__2PRFIN20071019_180912_000000372062_00356_29468_6272.N1	19-OCT-2007 18:09:12	Bright	36.500	49	1Alp UMi	1.9900	6300.0	73	29468	No
181	GOM_NL__2PRFIN20071019_181727_000000392062_00356_29468_6273.N1	19-OCT-2007 18:17:27	Bright	39.000	36	50Alp UMa	1.8000	6300.0	78	29468	No
182	GOM_NL__2PRFIN20071019_181901_000000352062_00356_29468_6274.N1	19-OCT-2007 18:19:01	Bright	34.500	82	48Bet UMa	2.3650	10600.	69	29468	No
183	GOM_NL__2PRFIN20071019_182228_000000432062_00356_29468_6275.N1	19-OCT-2007 18:22:28	Bright	42.500	174	52Psi UMa	3.0040	4400.0	85	29468	No
184	GOM_NL__2PRFIN20071019_183016_000000402062_00356_29468_6276.N1	19-OCT-2007 18:30:16	Bright	40.000	51	41Gam1Leo	2.0100	4500.0	80	29468	No
185	GOM_NL__2PRFIN20071019_183255_000000562062_00356_29468_6277.N1	19-OCT-2007 18:32:55	Bright	56.000	22	32Alp Leo	1.3600	15200.	112	29468	No
186	GOM_NL__2PRFIN20071019_185005_000000532062_00356_29468_6278.N1	19-OCT-2007 18:50:05	Dark	53.000	65	Lam Vel	2.2040	4400.0	106	29468	No
187	GOM_NL__2PRFIN20071019_185323_000000422062_00357_29469_6276.N1	19-OCT-2007 18:53:23	Dark	42.000	34	Gam2Vel	1.7930	23000.	84	29469	No
188	GOM_NL__2PRFIN20071019_185902_000000542062_00357_29469_6277.N1	19-OCT-2007 18:59:02	Dark	53.500	2	Alp Car	-0.73600	7000.0	107	29469	No
189	GOM_NL__2PRFIN20071019_191032_000000442062_00357_29469_6278.N1	19-OCT-2007 19:10:32	Straylight	44.000	157	The1Eri	2.9060	9300.0	88	29469	No
190	GOM_NL__2PRFIN20071019_191918_000000472062_00357_29469_6279.N1	19-OCT-2007 19:19:18	Straylight	47.000	52	16Bet Cet	2.0370	4500.0	94	29469	No
191	GOM_NL__2PRFIN20071019_192851_000000362062_00357_29469_6280.N1	19-OCT-2007 19:28:51	Bright	35.500	140	88Gam Peg	2.8340	26000.	71	29469	No
192	GOM_NL__2PRFIN20071019_193247_000000362062_00357_29469_6281.N1	19-OCT-2007 19:32:47	Bright	36.000	58	21Alp And	2.0730	11000.	72	29469	No
193	GOM_NL__2PRFIN20071019_193503_000000402062_00357_29469_6282.N1	19-OCT-2007 19:35:03	Bright	40.000	53	43Bet And	2.0480	3300.0	80	29469	No
194	GOM_NL__2PRFIN20071019_194041_000000372062_00357_29469_6283.N1	19-OCT-2007 19:40:41	Bright	36.500	68	18Alp Cas	2.2250	4500.0	73	29469	No
195	GOM_NL__2PRFIN20071019_194201_000000382062_00357_29469_6284.N1	19-OCT-2007 19:42:01	Bright	38.000	76	27Gam Cas	2.3000	30000.	76	29469	No
196	GOM_NL__2PRFIN20071019_194948_000000362062_00357_29469_6285.N1	19-OCT-2007 19:49:48	Bright	35.500	49	1Alp UMi	1.9900	6300.0	71	29469	No
197	GOM_NL__2PRFIN20071019_195803_000000352062_00357_29469_6286.N1	19-OCT-2007 19:58:03	Bright	35.000	36	50Alp UMa	1.8000	6300.0	70	29469	No
198	GOM_NL__2PRFIN20071019_195937_000000342062_00357_29469_6287.N1	19-OCT-2007 19:59:37	Bright	33.500	82	48Bet UMa	2.3650	10600.	67	29469	No
199	GOM_NL__2PRFIN20071019_200304_000000532062_00357_29469_6288.N1	19-OCT-2007 20:03:04	Bright	53.000	174	52Psi UMa	3.0040	4400.0	106	29469	No
200	GOM_NL__2PRFIN20071019_201052_000000532062_00357_29469_6289.N1	19-OCT-2007 20:10:52	Bright	53.000	51	41Gam1Leo	2.0100	4500.0	106	29469	No
201	GOM_NL__2PRFIN20071019_201332_000000462062_00357_29469_6290.N1	19-OCT-2007 20:13:32	Bright	45.500	22	32Alp Leo	1.3600	15200.	91	29469	No
202	GOM_NL__2PRFIN20071019_203042_000000452062_00357_29469_6291.N1	19-OCT-2007 20:30:42	Dark	44.500	65	Lam Vel	2.2040	4400.0	89	29469	No
203	GOM_NL__2PRFIN20071019_203359_000000452062_00358_29470_6290.N1	19-OCT-2007 20:33:59	Dark	45.000	34	Gam2Vel	1.7930	23000.	90	29470	No
204	GOM_NL__2PRFIN20071019_203939_000000462062_00358_29470_6291.N1	19-OCT-2007 20:39:39	Dark	46.000	2	Alp Car	-0.73600	7000.0	92	29470	No
205	GOM_NL__2PRFIN20071019_205109_000000432062_00358_29470_6292.N1	19-OCT-2007 20:51:09	Straylight	43.000	157	The1Eri	2.9060	9300.0	86	29470	No
206	GOM_NL__2PRFIN20071019_205954_000000392062_00358_29470_6293.N1	19-OCT-2007 20:59:54	Straylight	39.000	52	16Bet Cet	2.0370	4500.0	78	29470	No
207	GOM_NL__2PRFIN20071019_210927_000000362062_00358_29470_6294.N1	19-OCT-2007 21:09:27	Bright	35.500	140	88Gam Peg	2.8340	26000.	71	29470	No
208	GOM_NL__2PRFIN20071019_211323_000000352062_00358_29470_6295.N1	19-OCT-2007 21:13:23	Bright	34.500	58	21Alp And	2.0730	11000.	69	29470	No
209	GOM_NL__2PRFIN20071019_211539_000000402062_00358_29470_6296.N1	19-OCT-2007 21:15:39	Bright	39.500	53	43Bet And	2.0480	3300.0	79	29470	No
210	GOM_NL__2PRFIN20071019_212117_000000382062_00358_29470_6297.N1	19-OCT-2007 21:21:17	Bright	37.500	68	18Alp Cas	2.2250	4500.0	75	29470	No
211	GOM_NL__2PRFIN20071019_212237_000000372062_00358_29470_6298.N1	19-OCT-2007 21:22:37	Bright	36.500	76	27Gam Cas	2.3000	30000.	73	29470	No
212	GOM_NL__2PRFIN20071019_213024_000000362062_00358_29470_6299.N1	19-OCT-2007 21:30:24	Bright	35.500	49	1Alp UMi	1.9900	6300.0	71	29470	No
213	GOM_NL__2PRFIN20071019_213839_000000382062_00358_29470_6300.N1	19-OCT-2007 21:38:39	Bright	37.500	36	50Alp UMa	1.8000	6300.0	75	29470	No
214	GOM_NL__2PRFIN20071019_214013_000000372062_00358_29470_6301.N1	19-OCT-2007 21:40:13	Bright	36.500	82	48Bet UMa	2.3650	10600.	73	29470	No
215	GOM_NL__2PRFIN20071019_214340_000000442062_00358_29470_6302.N1	19-OCT-2007 21:43:40	Bright	43.500	174	52Psi UMa	3.0040	4400.0	87	29470	No
216	GOM_NL__2PRFIN20071019_215129_000000392062_00358_29470_6303.N1	19-OCT-2007 21:51:29	Bright	39.000	51	41Gam1Leo	2.0100	4500.0	78	29470	No
217	GOM_NL__2PRFIN20071019_215408_000000482062_00358_29470_6304.N1	19-OCT-2007 21:54:08	Bright	47.500	22	32Alp Leo	1.3600	15200.	95	29470	No
218	GOM_NL__2PRFIN20071019_221118_000000462062_00358_29470_6305.N1	19-OCT-2007 22:11:18	Dark	46.000	65	Lam Vel	2.2040	4400.0	92	29470	No

### 3. Quality information per product

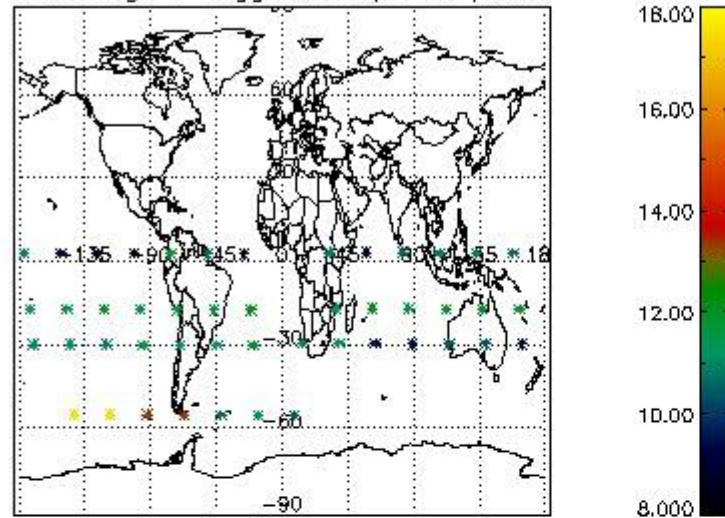
In this section it is plotted some information contained in the Quality Summary data set of the level 2 products. Only products in dark limb conditions and without errors (error flag in the MPH set to "0") are used.

#### 3.1 Plot quality information per product (time dependant)

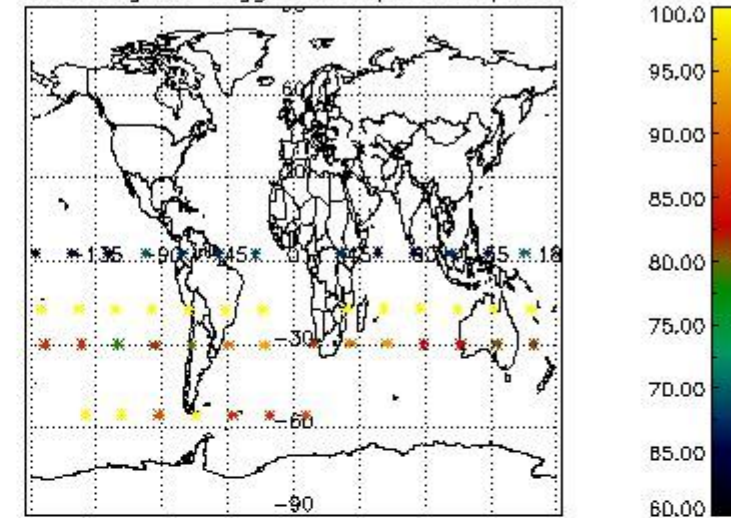


#### 3.2 Plot quality information per product (world map)

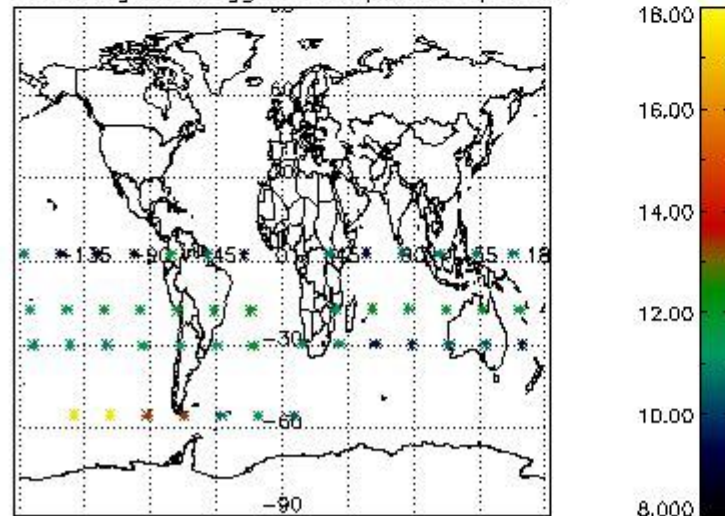
Percentage of flagged data per O3 profile



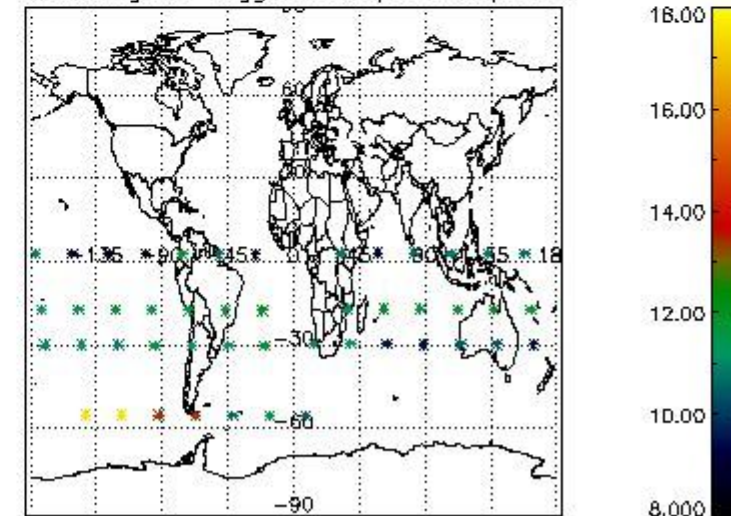
Percentage of flagged data per H2O profile



Percentage of flagged data per NO2 profile



Percentage of flagged data per NO3 profile

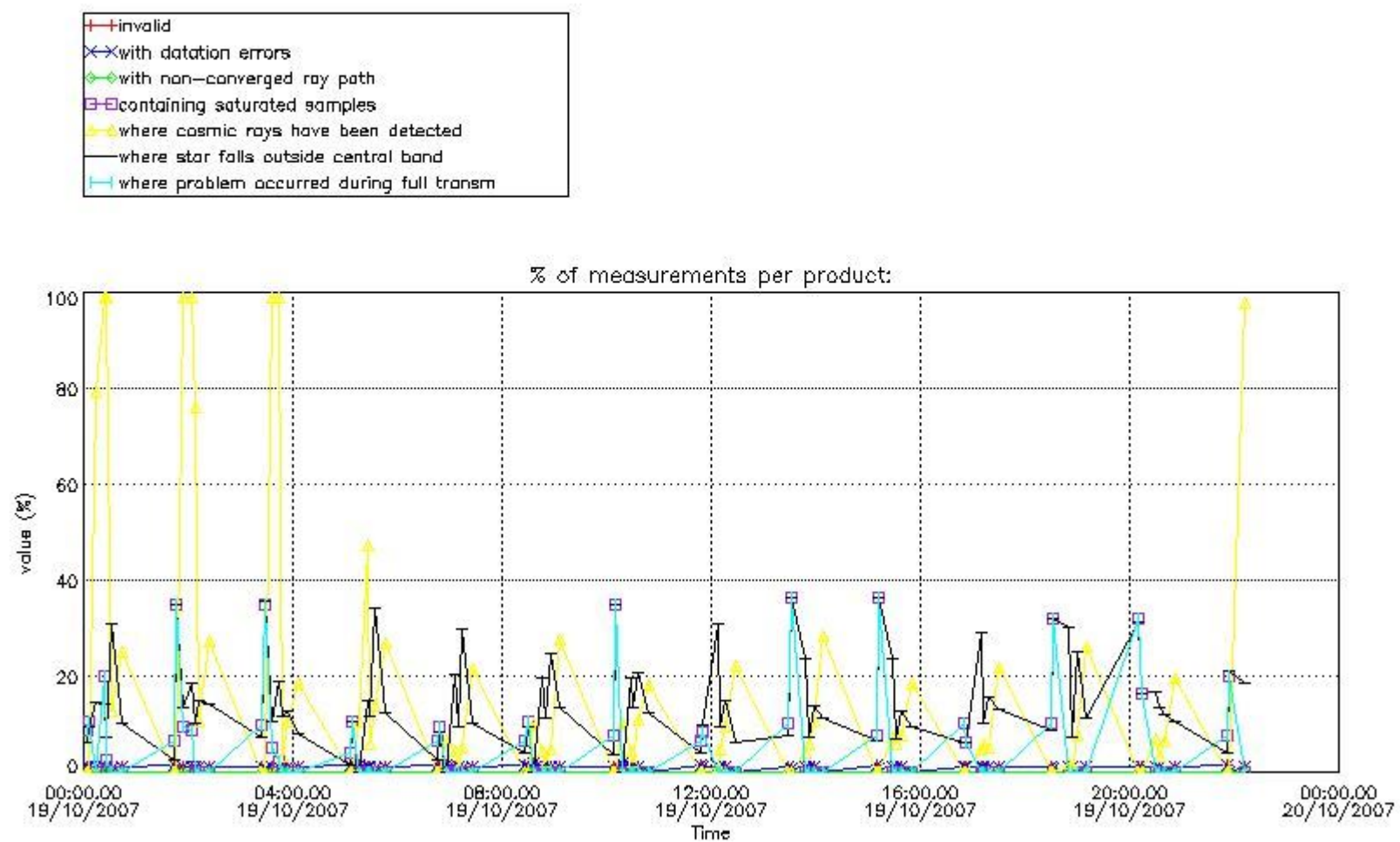


#### 4. Level 1 quality information per product

In this section it is plotted some information contained in the Quality Summary data set of the level 2 products that comes from the level 1b processing. Products without errors (error flag in the MPH set to "0") are used.

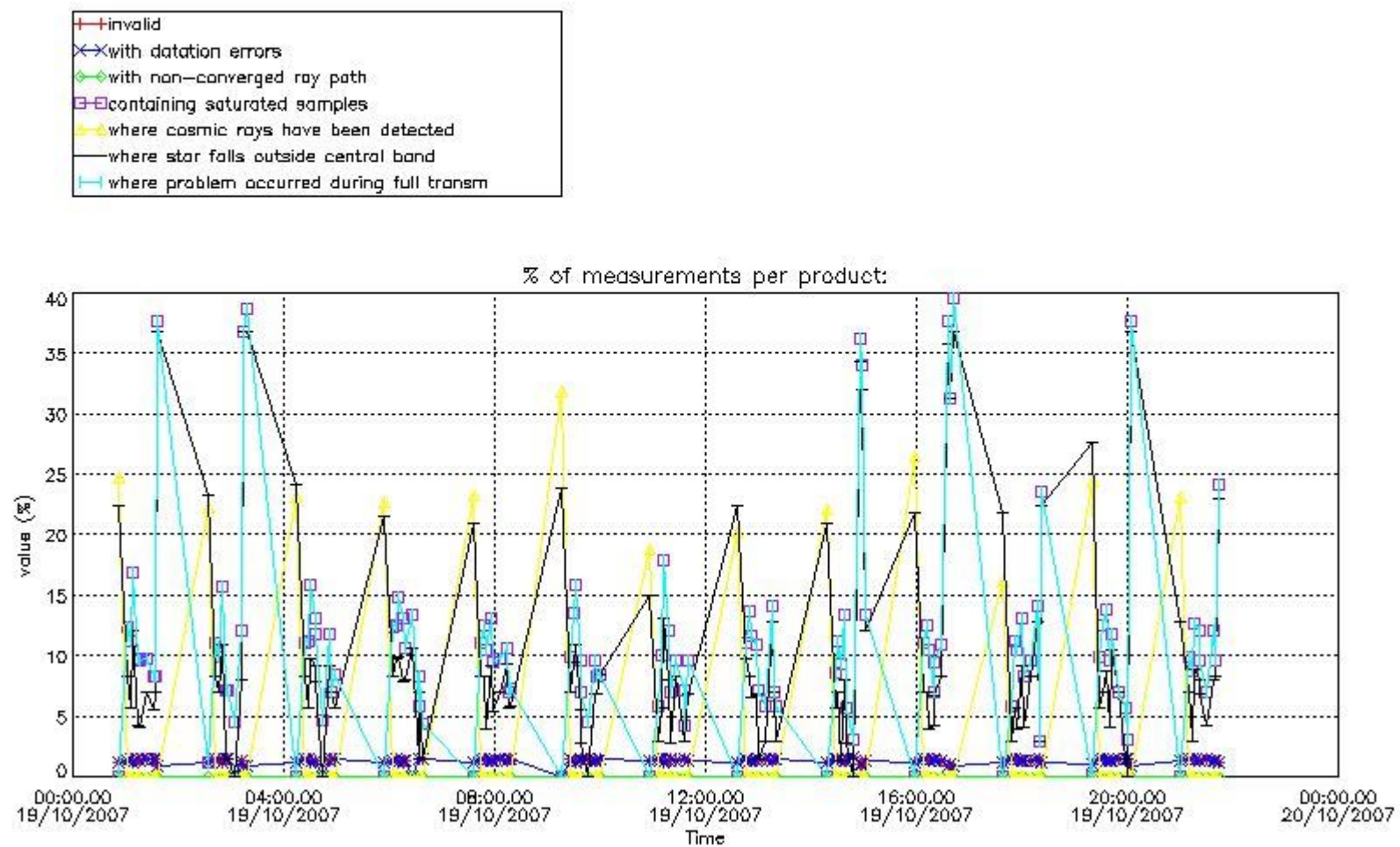
##### 4.1 Plot quality information per product (time dependant) coming from level 1b processing

###### 4.1.1 Plot level 1 quality information per product (time dependant): ENVISAT ASCENDING passes



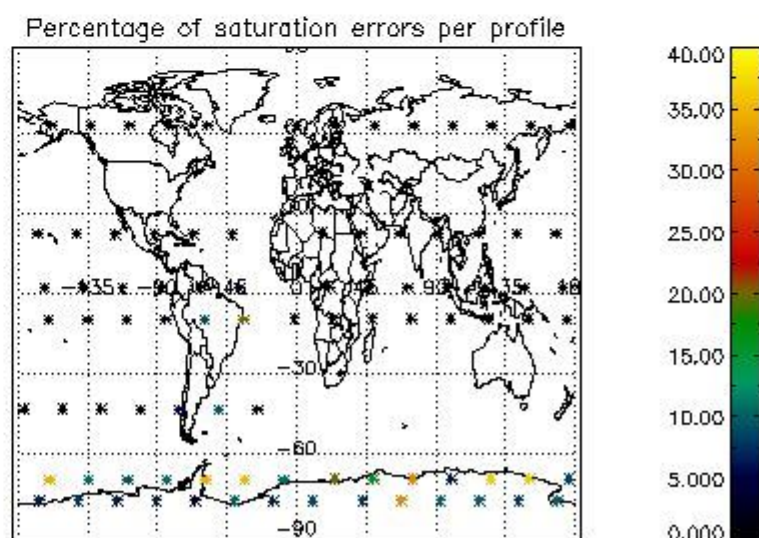
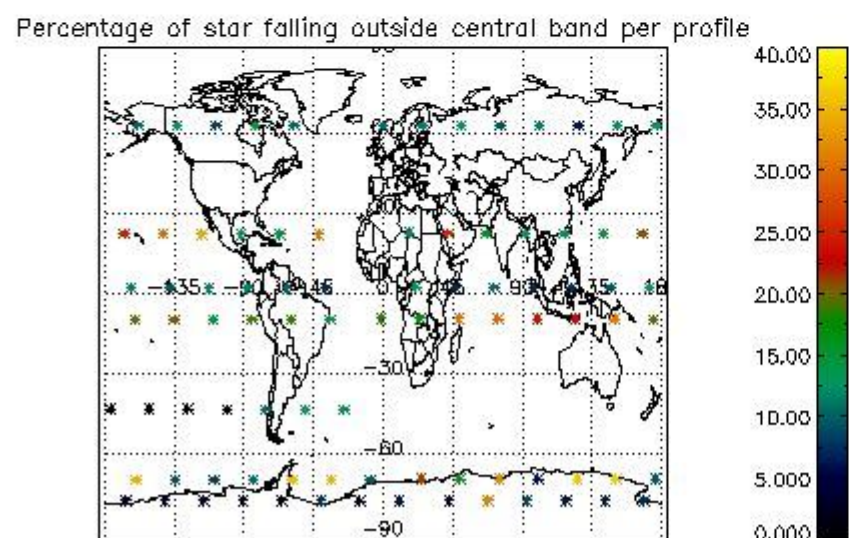
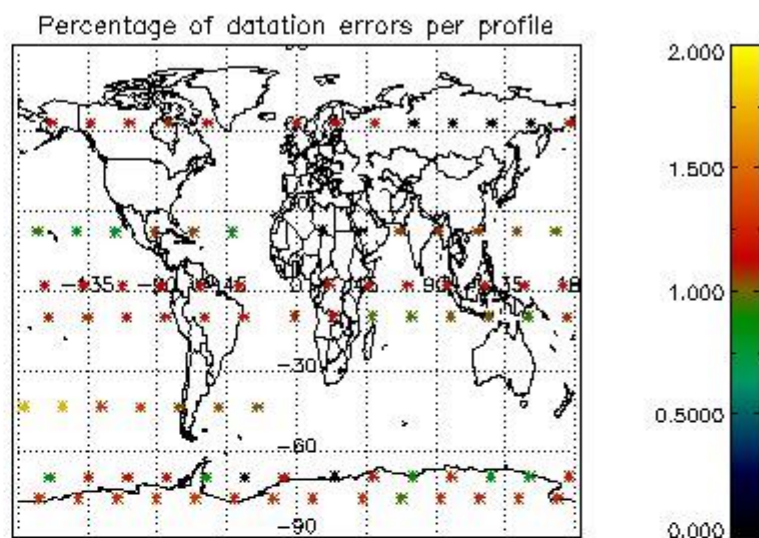
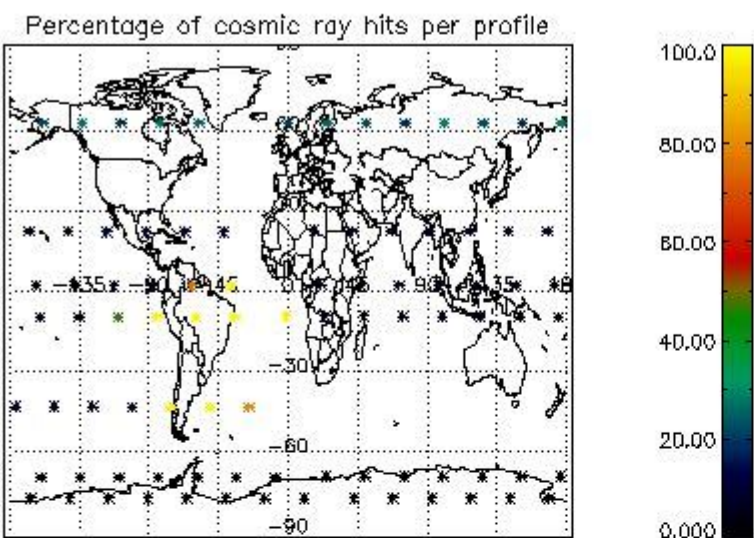
4.1.2 Plot level 1 quality information per product (time dependant): ENVI SAT DESCENDING passes





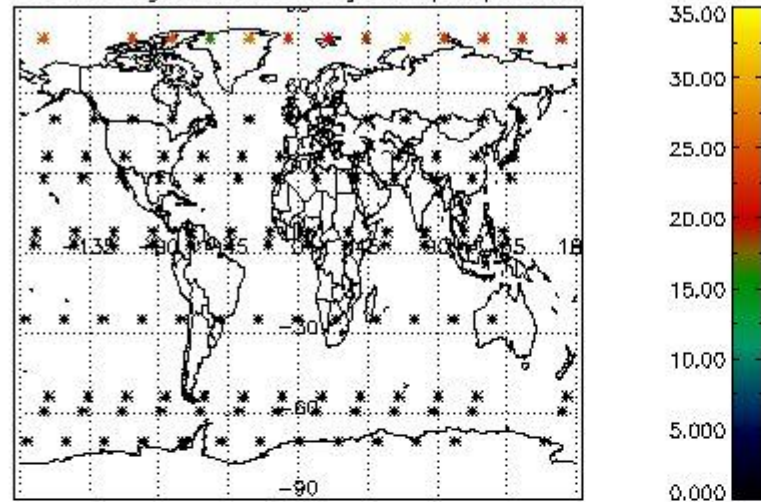
4.2 Plot quality information per product coming from level 1b processing (world map)

4.2.1 Plot level 1 quality information per product (world map): ENVISAT ASCENDING passes

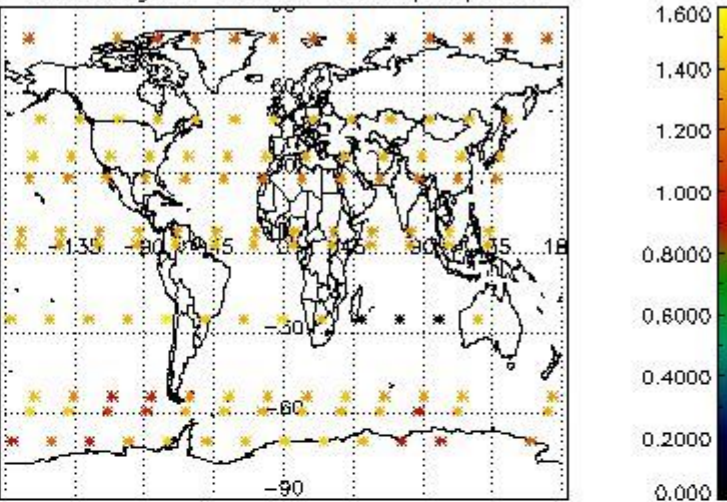


4.2.2 Plot level 1 quality information per product (world map): ENVISAT DESCENDING passes

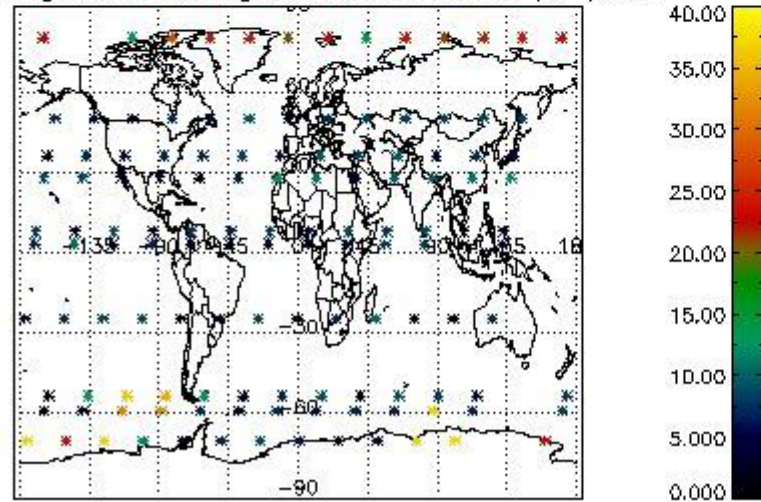
Percentage of cosmic ray hits per profile



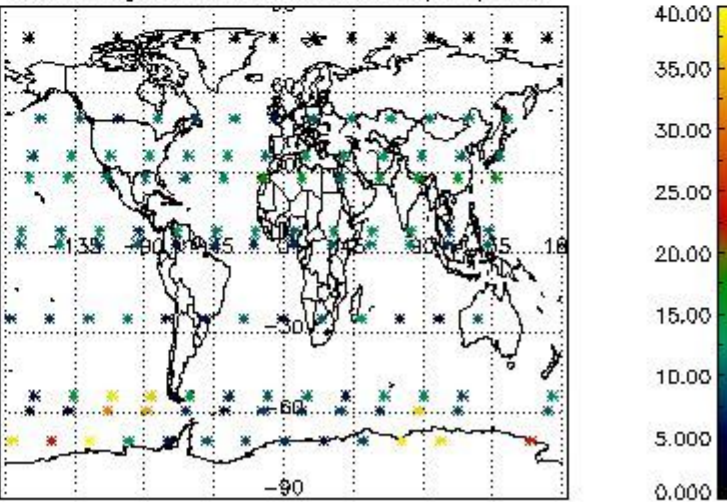
Percentage of datation errors per profile



Percentage of star falling outside central band per profile



Percentage of saturation errors per profile



## 5. Trace gas profiles

### 5.1 Ozone statistics based on quality of products

The final quality of the products can be "measured" using the STD (Standard Deviation) attached to every point profile. This information is written to the parameter GOM\_NL\_\_2P/NL\_LOCAL\_SPECIES\_DENSITY/o3\_std of the level 2 products. The table below shows the statistics for given STD ranges.

The statistics are given with respect to the overall valid production:

- Products without fatal errors: GOM\_NL\_\_2P/MPH/PRODUCT\_ERR=0
- Valid point profile: GOM\_NL\_\_2P/NL\_LOCAL\_SPECIES\_DENSITY/pcd(0)=0

The 'Criteria' is applied to valid points of dark limb products:

- Products in dark limb illumination condition: GOM\_NL\_\_2P/NL\_SUMMARY\_QUALITY/obs\_ill\_cond=0
- Products without fatal errors: GOM\_NL\_\_2P/MPH/PRODUCT\_ERR=0
- Valid point profile: GOM\_NL\_\_2P/NL\_LOCAL\_SPECIES\_DENSITY/pcd(0)=0

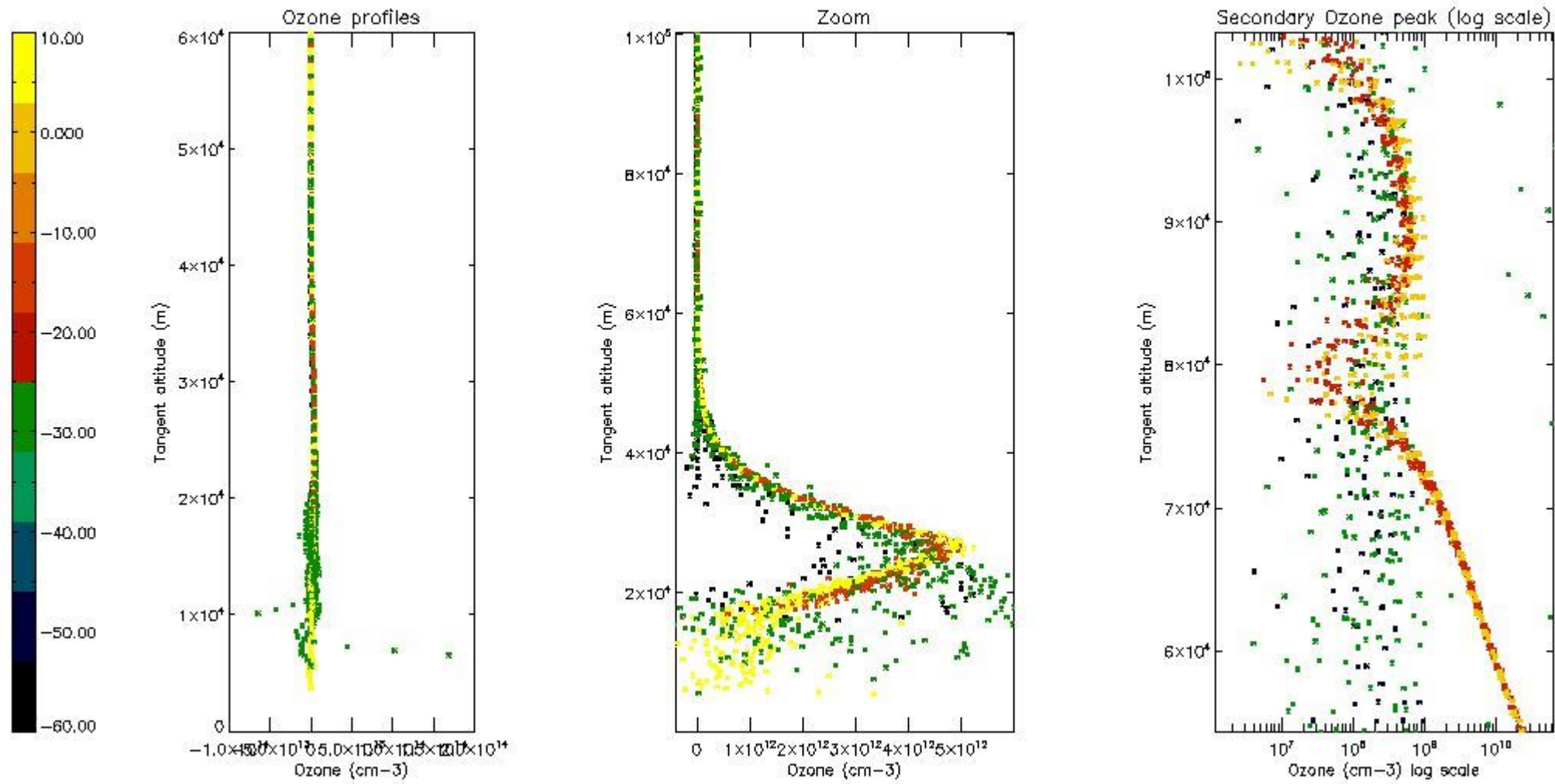
So, the table below shows the percentage of dark limb and valid observations for each criteria with respect to the overall valid daily observations.

Criteria	% of total production
All STD	25
STD < 20	13

STD < 10	11
STD < 5	9

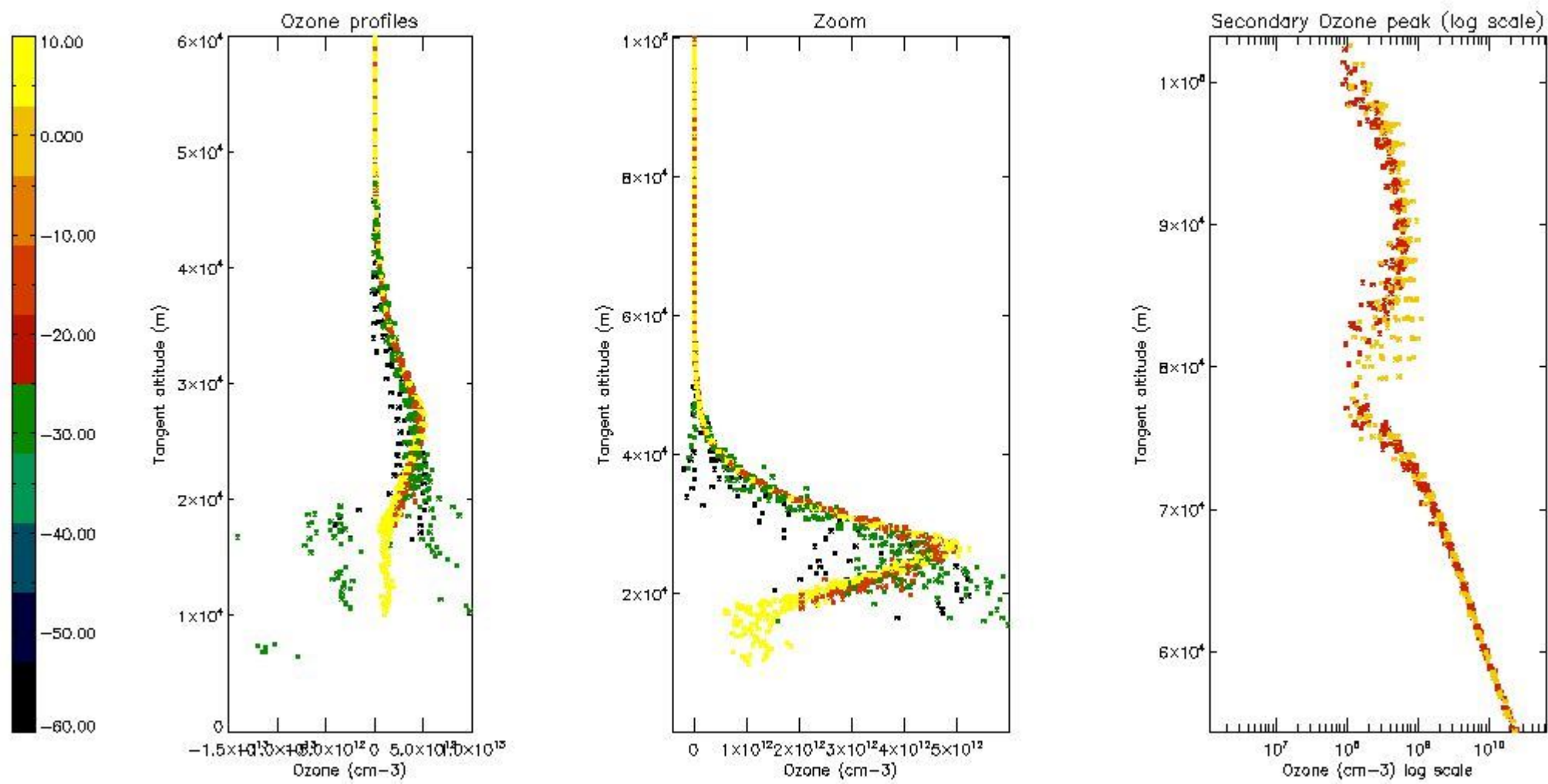
5.2 Plot ozone profiles for all STD (dark without errors)

The colorbar represents the latitude.



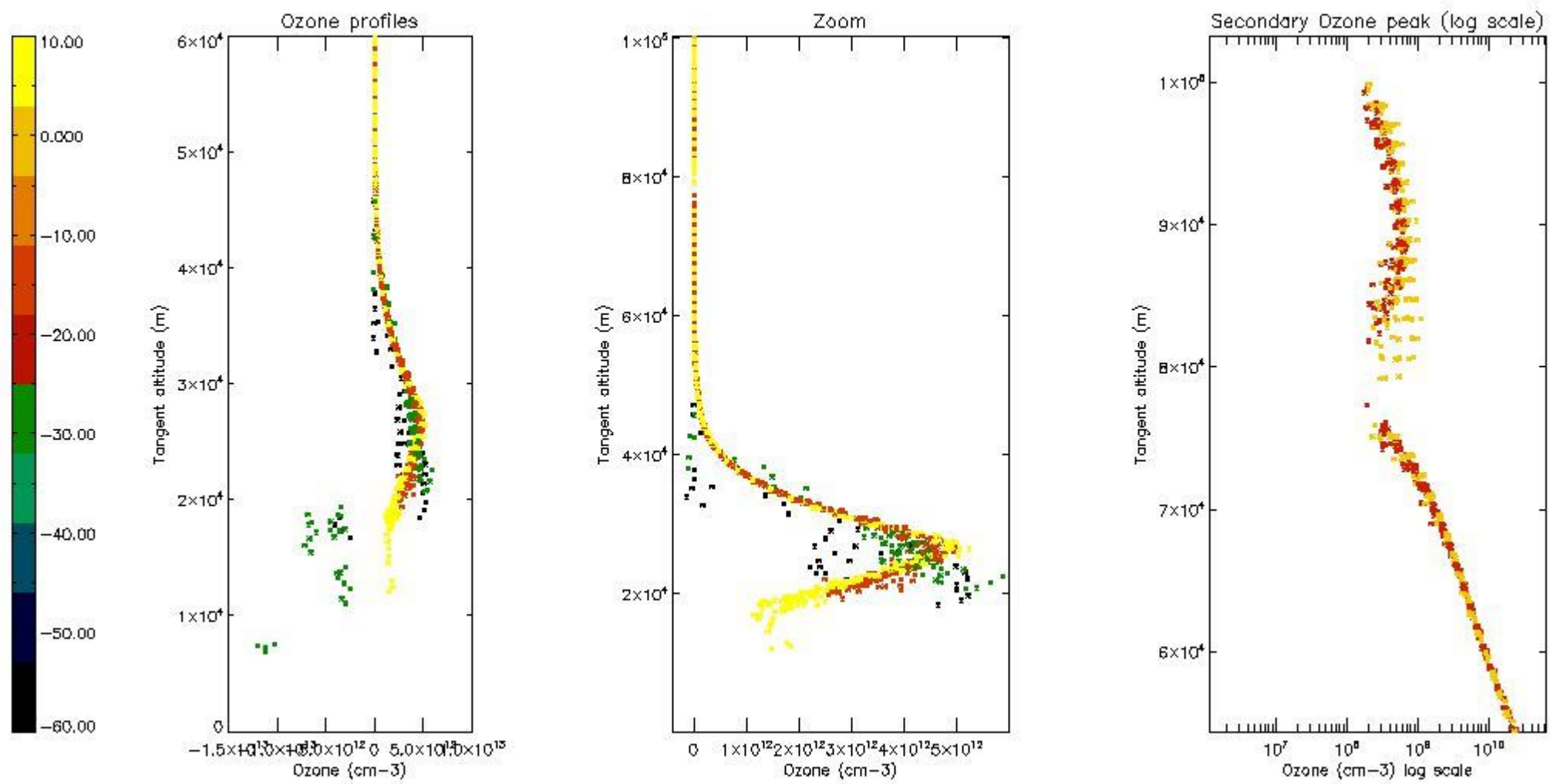
5.3 Plot ozone profiles where STD < 20% (dark without errors)

The colorbar represents the latitude.



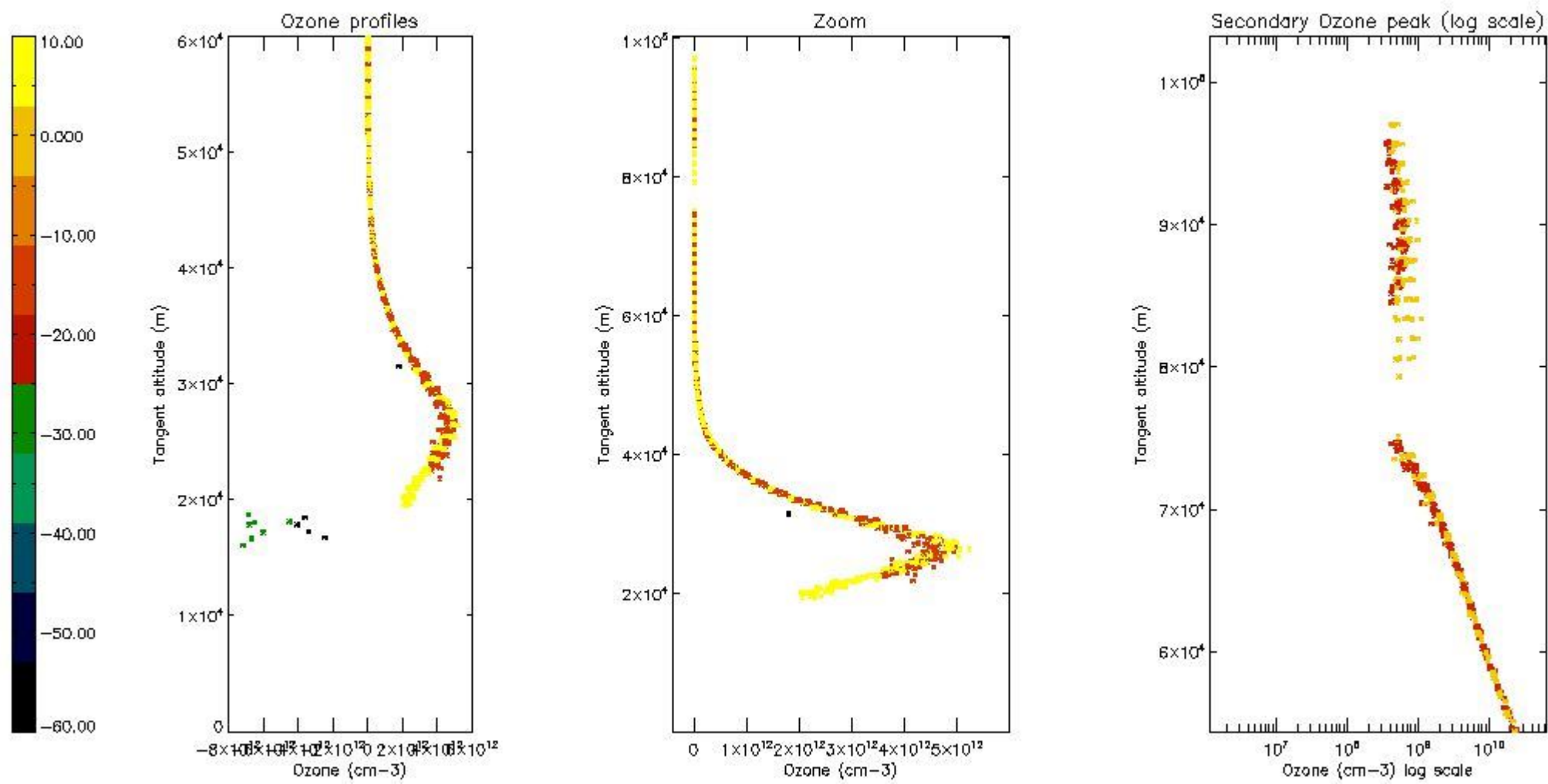
*5.4 Plot ozone profiles where STD < 10% (dark without errors)*

The colorbar represents the latitude.



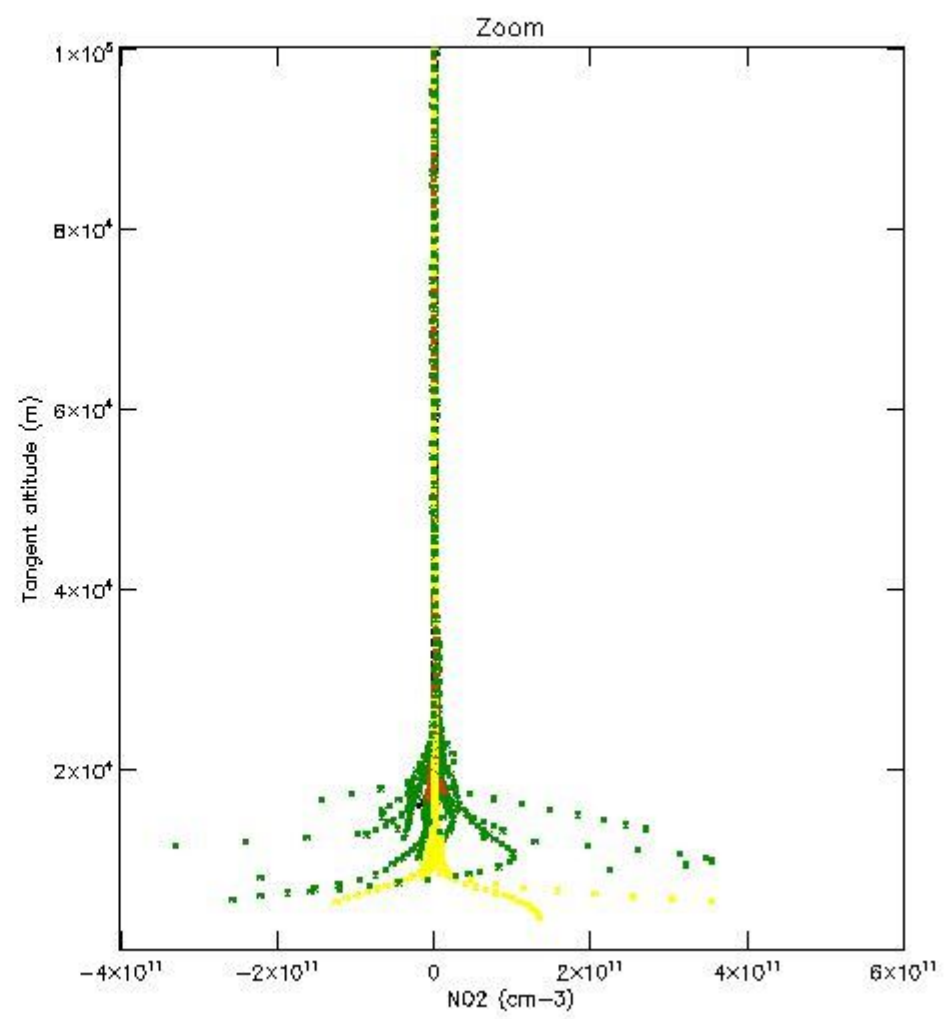
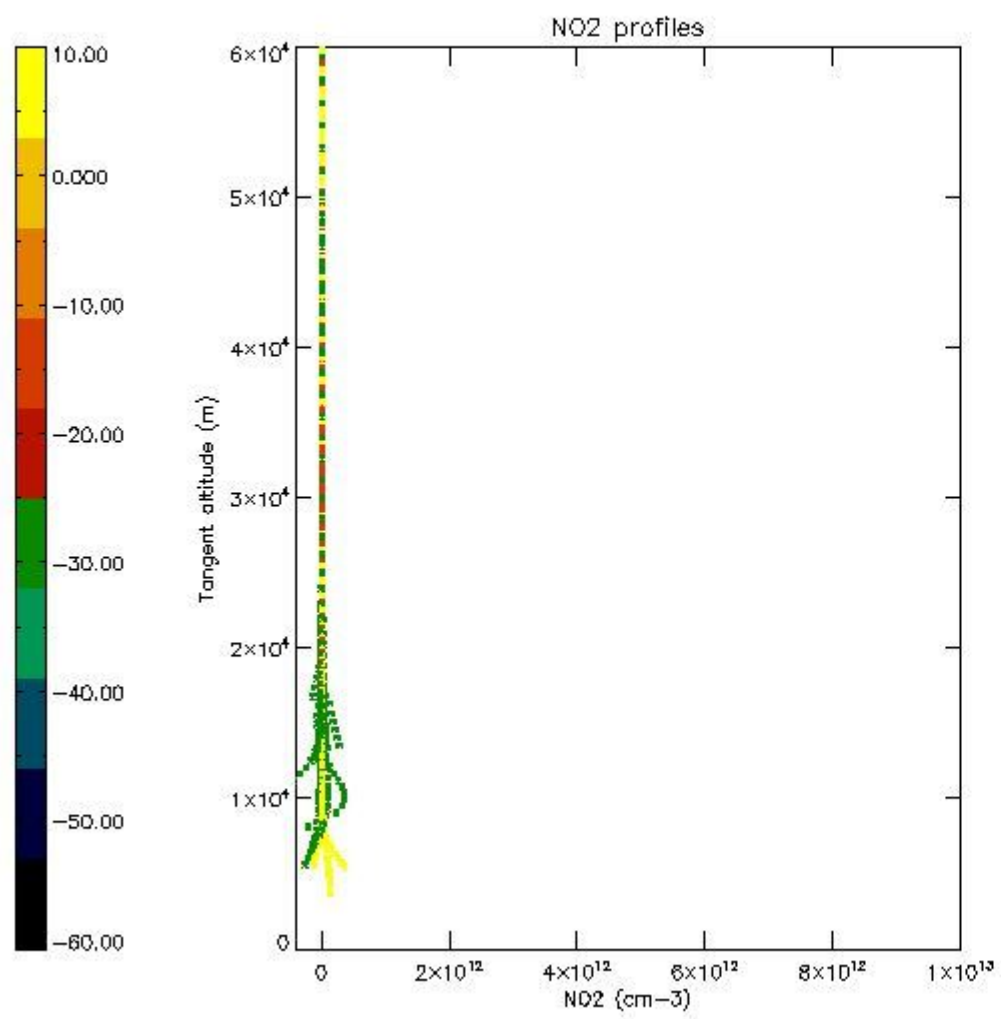
*5.5 Plot ozone profiles where STD < 5% (dark without errors)*

The colorbar represents the latitude.



*5.6 Plot NO<sub>2</sub> profiles for all STD (dark without errors)*

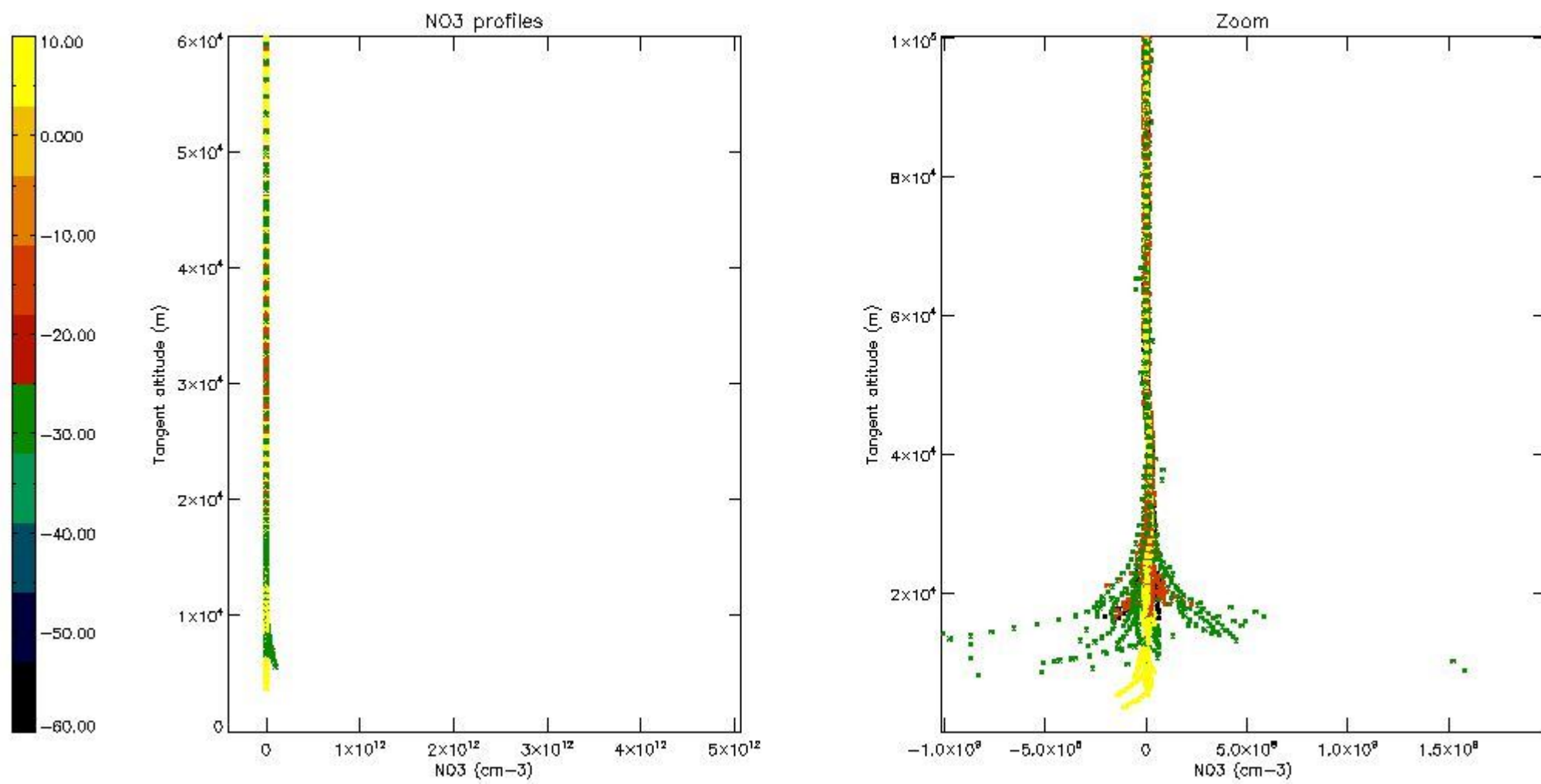
The colorbar represents the latitude.



*5.7 Plot NO3 profiles for all STD (dark without errors)*

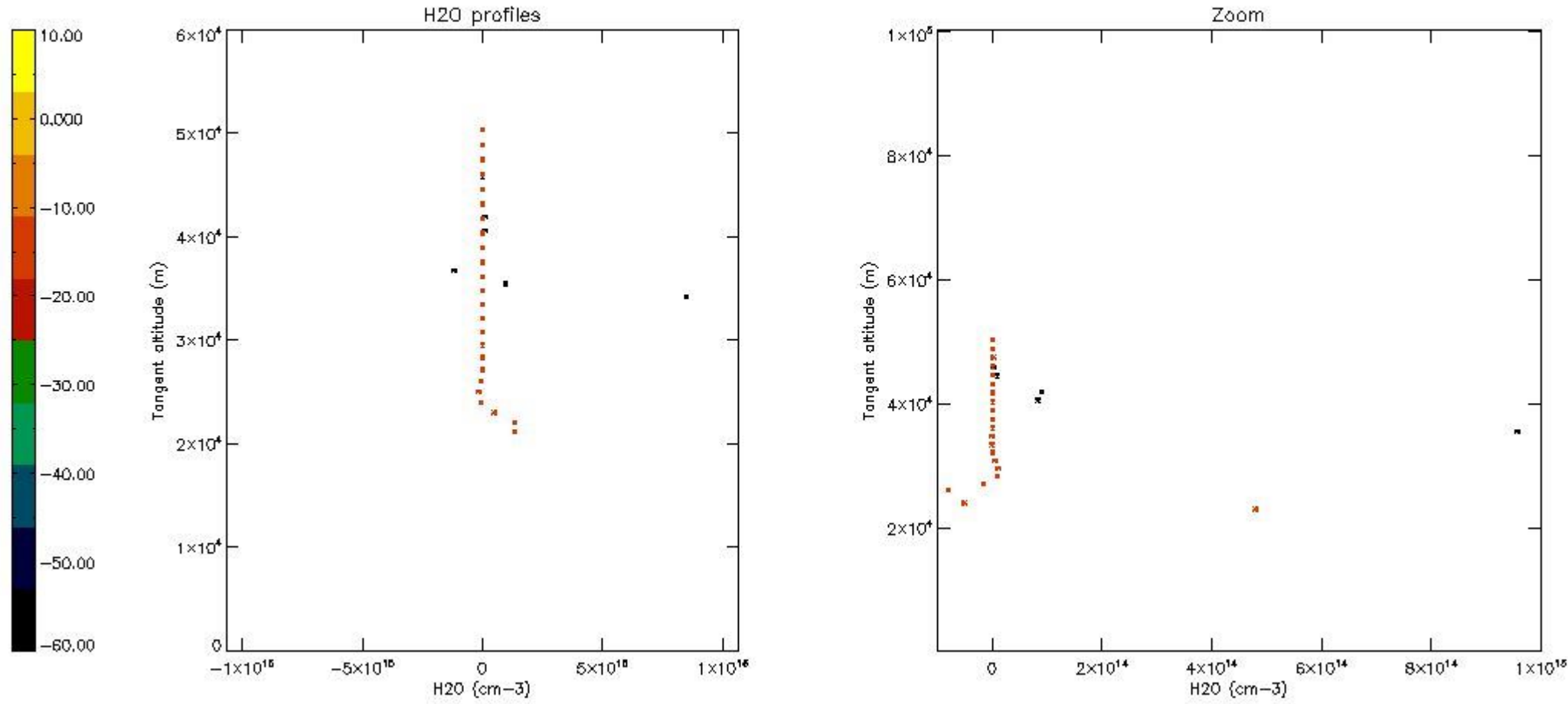
The colorbar represents the latitude.





*5.8 Plot H2O profiles for all STD (only for occultations of stars 1,2,3,4,13,14,16,26,63 dark without errors)*

The colorbar represents the latitude.



## 6. Auxiliary Data Files used for the production reported in section 2

The number reported in the third column indicates since which file (see list in section 2) the corresponding auxiliary file has been used. The fourth column is the date of those product files.

Type	Auxiliary Filename	Used since product	Used since product date
INST_PHYS_CHARACTERISTICS	GOM_INS_AXVIEC20091111_143220_20030716_120000_20500101_000000	1	19-OCT-2007 00:03:38
LEVEL-2_PROC_CONFIG	GOM_PR2_AXVIEC20091111_152718_20020301_000000_20500101_000000	1	19-OCT-2007 00:03:38
CROSS_SECTIONS_FILE	GOM_CRS_AXVIEC20091111_154832_20020301_000000_20500101_000000	1	19-OCT-2007 00:03:38

# GOMOS Level 2 Daily Report

## SUMMARY

### [1. General Info](#)

### [2. Summary of processed GOM\\_NL\\_2P products](#)

### [3. Level 2 Quality information per product](#)

#### [3.1 Plot of level 2 quality information per product \(time dependant\)](#)

#### [3.2 Plot of level 2 quality information per product \(world map\)](#)

### [4. Level 1 Quality information per product \(stored on level 2 products\)](#)

#### [4.1 Plot of level 1 quality information per product \(time dependant\)](#)

##### [4.1.1 Plot of level 1 quality information per product \(time dependant\): ASCENDING](#)

##### [4.1.2 Plot of level 1 quality information per product \(time dependant\): DESCENDING](#)

#### [4.2 Plot of level 1 quality information per product \(world map\)](#)

##### [4.2.1 Plot of level 1 quality information per product \(world map\): ASCENDING](#)

##### [4.2.2 Plot of level 1 quality information per product \(world map\): DESCENDING](#)

### [5. Ozone profiles based on quality statistics and other trace gas profiles](#)

#### [5.1 Ozone statistics based on quality of products](#)

#### [5.2 Plot ozone profiles for all STD \(dark without errors\)](#)

#### [5.3 Plot ozone profiles where STD < 20% \(dark without errors\)](#)

#### [5.4. Plot ozone profiles where STD < 10% \(dark without errors\)](#)

#### [5.5. Plot ozone profiles where STD < 5% \(dark without errors\)](#)

#### [5.6 Plot NO2 profiles for all STD \(dark without errors\)](#)

#### [5.7 Plot NO3 profiles for all STD \(dark without errors\)](#)

#### [5.8 Plot H2O profiles \(only for occultations of stars 1,2,3,4,13,14,16,26,63 dark without errors\) for all STD](#)

### [6. Auxiliary Data Files used for the production reported in section 2](#)

This report presents the daily analysis on parameters extracted from GOMOS level 2 data (GOM\_NL\_\_2P). It is intended to monitor some important parameters that will impact the quality of these products. A list of level 2 products (and content) that have arrived during the reporting day to the PCF is also given.

Item	Value
Time of report generation	23APR2013 08:07:23
Data source version	GOMOS/6.01
Start time of products	19-10-2007 (19OCT2007 00:00:00)
Stop time of products	20-10-2007 (20OCT2007 00:00:00)
Store outputs in DB	Yes
Nb of level 2 prods	218
Nb of prods with errors	0

## 2. Summary of processed GOM\_NL\_\_2P products.

Nr	Filename	UTC Start time	Limb	Duration	Star Id	Star Name	Star Mag	Star Temp	Nb Meas	Orbit	Prod. error
1	GOM_NL__2PRFIN20071019_000338_000000402062_00345_29457_6107.N1	19-OCT-2007 00:03:38	Bright	40.000	51	41Gam1Leo	2.0100	4500.0	80	29457	No
2	GOM_NL__2PRFIN20071019_000616_000000432062_00345_29457_6108.N1	19-OCT-2007 00:06:16	Bright	43.000	22	32Alp Leo	1.3600	15200.	86	29457	No
3	GOM_NL__2PRFIN20071019_001354_000000492062_00345_29457_6109.N1	19-OCT-2007 00:13:54	Dark	48.500	48	30Alp Hya	1.9770	4100.0	97	29457	No
4	GOM_NL__2PRFIN20071019_002322_000000432062_00345_29457_6110.N1	19-OCT-2007 00:23:22	Dark	42.500	65	Lam Vel	2.2040	4400.0	85	29457	No
5	GOM_NL__2PRFIN20071019_002639_000000422062_00346_29458_6113.N1	19-OCT-2007 00:26:39	Dark	41.500	34	Gam2Vel	1.7930	23000.	83	29458	No
6	GOM_NL__2PRFIN20071019_003218_000000592062_00346_29458_6114.N1	19-OCT-2007 00:32:18	Dark	58.500	2	Alp Car	-0.73600	7000.0	117	29458	No
7	GOM_NL__2PRFIN20071019_004352_000000442062_00346_29458_6115.N1	19-OCT-2007 00:43:52	Straylight	44.000	157	The1Eri	2.9060	9300.0	88	29458	No
8	GOM_NL__2PRFIN20071019_005241_000000452062_00346_29458_6116.N1	19-OCT-2007 00:52:41	Straylight	44.500	52	16Bet Cet	2.0370	4500.0	89	29458	No
9	GOM_NL__2PRFIN20071019_010215_000000372062_00346_29458_6117.N1	19-OCT-2007 01:02:15	Bright	36.500	140	88Gam Peg	2.8340	26000.	73	29458	No
10	GOM_NL__2PRFIN20071019_010611_000000362062_00346_29458_6118.N1	19-OCT-2007 01:06:11	Bright	35.500	58	21Alp And	2.0730	11000.	71	29458	No
11	GOM_NL__2PRFIN20071019_010831_000000422062_00346_29458_6119.N1	19-OCT-2007 01:08:31	Bright	41.500	53	43Bet And	2.0480	3300.0	83	29458	No
12	GOM_NL__2PRFIN20071019_011407_000000362062_00346_29458_6120.N1	19-OCT-2007 01:14:07	Bright	36.000	68	18Alp Cas	2.2250	4500.0	72	29458	No
13	GOM_NL__2PRFIN20071019_011527_000000372062_00346_29458_6121.N1	19-OCT-2007 01:15:27	Bright	36.500	76	27Gam Cas	2.3000	30000.	73	29458	No
14	GOM_NL__2PRFIN20071019_012313_000000362062_00346_29458_6122.N1	19-OCT-2007 01:23:13	Bright	36.000	49	1Alp UMi	1.9900	6300.0	72	29458	No
15	GOM_NL__2PRFIN20071019_013128_000000362062_00346_29458_6123.N1	19-OCT-2007 01:31:28	Bright	36.000	36	50Alp UMa	1.8000	6300.0	72	29458	No
16	GOM_NL__2PRFIN20071019_013302_000000362062_00346_29458_6124.N1	19-OCT-2007 01:33:02	Bright	36.000	82	48Bet UMa	2.3650	10600.	72	29458	No
17	GOM_NL__2PRFIN20071019_013628_000000532062_00346_29458_6125.N1	19-OCT-2007 01:36:28	Bright	53.000	174	52Psi UMa	3.0040	4400.0	106	29458	No
18	GOM_NL__2PRFIN20071019_014414_000000392062_00346_29458_6126.N1	19-OCT-2007 01:44:14	Bright	38.500	51	41Gam1Leo	2.0100	4500.0	77	29458	No
19	GOM_NL__2PRFIN20071019_014652_000000592062_00346_29458_6127.N1	19-OCT-2007 01:46:52	Bright	58.500	22	32Alp Leo	1.3600	15200.	117	29458	No
20	GOM_NL__2PRFIN20071019_015431_000000482062_00346_29458_6128.N1	19-OCT-2007 01:54:31	Dark	48.000	48	30Alp Hya	1.9770	4100.0	96	29458	No
21	GOM_NL__2PRFIN20071019_020359_000000462062_00346_29458_6129.N1	19-OCT-2007 02:03:59	Dark	45.500	65	Lam Vel	2.2040	4400.0	91	29458	No
22	GOM_NL__2PRFIN20071019_020715_000000442062_00347_29459_6120.N1	19-OCT-2007 02:07:15	Dark	43.500	34	Gam2Vel	1.7930	23000.	87	29459	No
23	GOM_NL__2PRFIN20071019_021254_000000482062_00347_29459_6121.N1	19-OCT-2007 02:12:54	Dark	47.500	2	Alp Car	-0.73600	7000.0	95	29459	No
24	GOM_NL__2PRFIN20071019_022428_000000462062_00347_29459_6122.N1	19-OCT-2007 02:24:28	Straylight	46.000	157	The1Eri	2.9060	9300.0	92	29459	No
25	GOM_NL__2PRFIN20071019_023317_000000452062_00347_29459_6123.N1	19-OCT-2007 02:33:17	Straylight	45.000	52	16Bet Cet	2.0370	4500.0	90	29459	No
26	GOM_NL__2PRFIN20071019_024251_000000362062_00347_29459_6124.N1	19-OCT-2007 02:42:51	Bright	36.000	140	88Gam Peg	2.8340	26000.	72	29459	No
27	GOM_NL__2PRFIN20071019_024647_000000362062_00347_29459_6125.N1	19-OCT-2007 02:46:47	Bright	35.500	58	21Alp And	2.0730	11000.	71	29459	No
28	GOM_NL__2PRFIN20071019_024906_000000422062_00347_29459_6126.N1	19-OCT-2007 02:49:06	Bright	41.500	53	43Bet And	2.0480	3300.0	83	29459	No
29	GOM_NL__2PRFIN20071019_025443_000000352062_00347_29459_6127.N1	19-OCT-2007 02:54:43	Bright	35.000	68	18Alp Cas	2.2250	4500.0	70	29459	No
30	GOM_NL__2PRFIN20071019_025603_000000352062_00347_29459_6128.N1	19-OCT-2007 02:56:03	Bright	35.000	76	27Gam Cas	2.3000	30000.	70	29459	No
31	GOM_NL__2PRFIN20071019_030349_000000342062_00347_29459_6129.N1	19-OCT-2007 03:03:49	Bright	33.500	49	1Alp UMi	1.9900	6300.0	67	29459	No
32	GOM_NL__2PRFIN20071019_031204_000000382062_00347_29459_6130.N1	19-OCT-2007 03:12:04	Bright	37.500	36	50Alp UMa	1.8000	6300.0	75	29459	No
33	GOM_NL__2PRFIN20071019_031337_000000532062_00347_29459_6131.N1	19-OCT-2007 03:13:37	Bright	53.000	82	48Bet UMa	2.3650	10600.	106	29459	No
34	GOM_NL__2PRFIN20071019_031703_000000532062_00347_29459_6132.N1	19-OCT-2007 03:17:03	Bright	53.000	174	52Psi UMa	3.0040	4400.0	106	29459	No
35	GOM_NL__2PRFIN20071019_032450_000000412062_00347_29459_6133.N1	19-OCT-2007 03:24:50	Bright	40.500	51	41Gam1Leo	2.0100	4500.0	81	29459	No
36	GOM_NL__2PRFIN20071019_032729_000000592062_00347_29459_6134.N1	19-OCT-2007 03:27:29	Bright	59.000	22	32Alp Leo	1.3600	15200.	118	29459	No
37	GOM_NL__2PRFIN20071019_033507_000000482062_00347_29459_6135.N1	19-OCT-2007 03:35:07	Dark	48.000	48	30Alp Hya	1.9770	4100.0	96	29459	No
38	GOM_NL__2PRFIN20071019_034436_000000452062_00347_29459_6136.N1	19-OCT-2007 03:44:36	Dark	45.000	65	Lam Vel	2.2040	4400.0	90	29459	No
39	GOM_NL__2PRFIN20071019_034752_000000442062_00348_29460_6128.N1	19-OCT-2007 03:47:52	Dark	43.500	34	Gam2Vel	1.7930	23000.	87	29460	No
40	GOM_NL__2PRFIN20071019_035331_000000472062_00348_29460_6129.N1	19-OCT-2007 03:53:31	Dark	47.000	2	Alp Car	-0.73600	7000.0	94	29460	No
41	GOM_NL__2PRFIN20071019_040505_000000432062_00348_29460_6130.N1	19-OCT-2007 04:05:05	Straylight	43.000	157	The1Eri	2.9060	9300.0	86	29460	No
42	GOM_NL__2PRFIN20071019_041353_000000462062_00348_29460_6131.N1	19-OCT-2007 04:13:53	Straylight	45.500	52	16Bet Cet	2.0370	4500.0	91	29460	No

43	GOM_NL__2PRFIN20071019_042327_000000362062_00348_29460_6132.N1	19-OCT-2007 04:23:27	Bright	36.000	140	88Gam Peg	2.8340	26000.	72	29460	No
44	GOM_NL__2PRFIN20071019_042723_000000362062_00348_29460_6133.N1	19-OCT-2007 04:27:23	Bright	35.500	58	21Alp And	2.0730	11000.	71	29460	No
45	GOM_NL__2PRFIN20071019_042942_000000412062_00348_29460_6134.N1	19-OCT-2007 04:29:42	Bright	41.000	53	43Bet And	2.0480	3300.0	82	29460	No
46	GOM_NL__2PRFIN20071019_043519_000000382062_00348_29460_6135.N1	19-OCT-2007 04:35:19	Bright	38.000	68	18Alp Cas	2.2250	4500.0	76	29460	No
47	GOM_NL__2PRFIN20071019_043639_000000382062_00348_29460_6136.N1	19-OCT-2007 04:36:39	Bright	38.000	76	27Gam Cas	2.3000	30000.	76	29460	No
48	GOM_NL__2PRFIN20071019_044425_000000332062_00348_29460_6137.N1	19-OCT-2007 04:44:25	Bright	32.500	49	1Alp UMi	1.9900	6300.0	65	29460	No
49	GOM_NL__2PRFIN20071019_045240_000000382062_00348_29460_6138.N1	19-OCT-2007 04:52:40	Bright	38.000	36	50Alp UMa	1.8000	6300.0	76	29460	No
50	GOM_NL__2PRFIN20071019_045414_000000362062_00348_29460_6139.N1	19-OCT-2007 04:54:14	Bright	36.000	82	48Bet UMa	2.3650	10600.	72	29460	No
51	GOM_NL__2PRFIN20071019_045740_000000362062_00348_29460_6140.N1	19-OCT-2007 04:57:40	Bright	35.500	174	52Psi UMa	3.0040	4400.0	71	29460	No
52	GOM_NL__2PRFIN20071019_050527_000000382062_00348_29460_6141.N1	19-OCT-2007 05:05:27	Bright	38.000	51	41Gam1Leo	2.0100	4500.0	76	29460	No
53	GOM_NL__2PRFIN20071019_050805_000000432062_00348_29460_6142.N1	19-OCT-2007 05:08:05	Bright	43.000	22	32Alp Leo	1.3600	15200.	86	29460	No
54	GOM_NL__2PRFIN20071019_051544_000000382062_00348_29460_6143.N1	19-OCT-2007 05:15:44	Dark	38.000	48	30Alp Hya	1.9770	4100.0	76	29460	No
55	GOM_NL__2PRFIN20071019_052512_000000442062_00348_29460_6144.N1	19-OCT-2007 05:25:12	Dark	43.500	65	Lam Vel	2.2040	4400.0	87	29460	No
56	GOM_NL__2PRFIN20071019_052829_000000442062_00349_29461_6150.N1	19-OCT-2007 05:28:29	Dark	43.500	34	Gam2Vel	1.7930	23000.	87	29461	No
57	GOM_NL__2PRFIN20071019_053408_000000622062_00349_29461_6151.N1	19-OCT-2007 05:34:08	Dark	61.500	2	Alp Car	-0.73600	7000.0	123	29461	No
58	GOM_NL__2PRFIN20071019_054541_000000452062_00349_29461_6152.N1	19-OCT-2007 05:45:41	Straylight	44.500	157	The1Eri	2.9060	9300.0	89	29461	No
59	GOM_NL__2PRFIN20071019_054529_000000442062_00349_29461_6153.N1	19-OCT-2007 05:54:29	Straylight	44.000	52	16Bet Cet	2.0370	4500.0	88	29461	No
60	GOM_NL__2PRFIN20071019_060403_000000372062_00349_29461_6154.N1	19-OCT-2007 06:04:03	Bright	36.500	140	88Gam Peg	2.8340	26000.	73	29461	No
61	GOM_NL__2PRFIN20071019_060759_000000362062_00349_29461_6155.N1	19-OCT-2007 06:07:59	Bright	36.000	58	21Alp And	2.0730	11000.	72	29461	No
62	GOM_NL__2PRFIN20071019_061018_000000412062_00349_29461_6156.N1	19-OCT-2007 06:10:18	Bright	40.500	53	43Bet And	2.0480	3300.0	81	29461	No
63	GOM_NL__2PRFIN20071019_061555_000000382062_00349_29461_6157.N1	19-OCT-2007 06:15:55	Bright	38.000	68	18Alp Cas	2.2250	4500.0	76	29461	No
64	GOM_NL__2PRFIN20071019_061715_000000382062_00349_29461_6158.N1	19-OCT-2007 06:17:15	Bright	37.500	76	27Gam Cas	2.3000	30000.	75	29461	No
65	GOM_NL__2PRFIN20071019_062501_000000382062_00349_29461_6159.N1	19-OCT-2007 06:25:01	Bright	37.500	49	1Alp UMi	1.9900	6300.0	75	29461	No
66	GOM_NL__2PRFIN20071019_063316_000000352062_00349_29461_6160.N1	19-OCT-2007 06:33:16	Bright	34.500	36	50Alp UMa	1.8000	6300.0	69	29461	No
67	GOM_NL__2PRFIN20071019_063450_000000362062_00349_29461_6161.N1	19-OCT-2007 06:34:50	Bright	36.000	82	48Bet UMa	2.3650	10600.	72	29461	No
68	GOM_NL__2PRFIN20071019_063816_000000342062_00349_29461_6162.N1	19-OCT-2007 06:38:16	Bright	34.000	174	52Psi UMa	3.0040	4400.0	68	29461	No
69	GOM_NL__2PRFIN20071019_064603_000000392062_00349_29461_6163.N1	19-OCT-2007 06:46:03	Bright	39.000	51	41Gam1Leo	2.0100	4500.0	78	29461	No
70	GOM_NL__2PRFIN20071019_064841_000000432062_00349_29461_6164.N1	19-OCT-2007 06:48:41	Bright	42.500	22	32Alp Leo	1.3600	15200.	85	29461	No
71	GOM_NL__2PRFIN20071019_065621_000000382062_00349_29461_6165.N1	19-OCT-2007 06:56:21	Dark	38.000	48	30Alp Hya	1.9770	4100.0	76	29461	No
72	GOM_NL__2PRFIN20071019_070549_000000472062_00349_29461_6166.N1	19-OCT-2007 07:05:49	Dark	46.500	65	Lam Vel	2.2040	4400.0	93	29461	No
73	GOM_NL__2PRFIN20071019_070906_000000432062_00350_29462_6178.N1	19-OCT-2007 07:09:06	Dark	42.500	34	Gam2Vel	1.7930	23000.	85	29462	No
74	GOM_NL__2PRFIN20071019_071445_000000592062_00350_29462_6179.N1	19-OCT-2007 07:14:45	Dark	58.500	2	Alp Car	-0.73600	7000.0	117	29462	No
75	GOM_NL__2PRFIN20071019_072617_000000442062_00350_29462_6180.N1	19-OCT-2007 07:26:17	Straylight	44.000	157	The1Eri	2.9060	9300.0	88	29462	No
76	GOM_NL__2PRFIN20071019_073505_000000432062_00350_29462_6181.N1	19-OCT-2007 07:35:05	Straylight	43.000	52	16Bet Cet	2.0370	4500.0	86	29462	No
77	GOM_NL__2PRFIN20071019_074439_000000362062_00350_29462_6182.N1	19-OCT-2007 07:44:39	Bright	36.000	140	88Gam Peg	2.8340	26000.	72	29462	No
78	GOM_NL__2PRFIN20071019_074835_000000362062_00350_29462_6183.N1	19-OCT-2007 07:48:35	Bright	36.000	58	21Alp And	2.0730	11000.	72	29462	No
79	GOM_NL__2PRFIN20071019_075054_000000382062_00350_29462_6184.N1	19-OCT-2007 07:50:54	Bright	38.000	53	43Bet And	2.0480	3300.0	76	29462	No
80	GOM_NL__2PRFIN20071019_075631_000000382062_00350_29462_6185.N1	19-OCT-2007 07:56:31	Bright	38.000	68	18Alp Cas	2.2250	4500.0	76	29462	No
81	GOM_NL__2PRFIN20071019_075751_000000372062_00350_29462_6186.N1	19-OCT-2007 07:57:51	Bright	37.000	76	27Gam Cas	2.3000	30000.	74	29462	No
82	GOM_NL__2PRFIN20071019_080537_000000362062_00350_29462_6187.N1	19-OCT-2007 08:05:37	Bright	36.000	49	1Alp UMi	1.9900	6300.0	72	29462	No
83	GOM_NL__2PRFIN20071019_081352_000000382062_00350_29462_6188.N1	19-OCT-2007 08:13:52	Bright	37.500	36	50Alp UMa	1.8000	6300.0	75	29462	No
84	GOM_NL__2PRFIN20071019_081526_000000362062_00350_29462_6189.N1	19-OCT-2007 08:15:26	Bright	35.500	82	48Bet UMa	2.3650	10600.	71	29462	No
85	GOM_NL__2PRFIN20071019_081852_000000352062_00350_29462_6190.N1	19-OCT-2007 08:18:52	Bright	34.500	174	52Psi UMa	3.0040	4400.0	69	29462	No
86	GOM_NL__2PRFIN20071019_082639_000000392062_00350_29462_6191.N1	19-OCT-2007 08:26:39	Bright	39.000	51	41Gam1Leo	2.0100	4500.0	78	29462	No
87	GOM_NL__2PRFIN20071019_082918_000000432062_00350_29462_6192.N1	19-OCT-2007 08:29:18	Bright	43.000	22	32Alp Leo	1.3600	15200.	86	29462	No
88	GOM_NL__2PRFIN20071019_083658_000000292062_00350_29462_6193.N1	19-OCT-2007 08:36:58	Dark	29.000	48	30Alp Hya	1.9770	4100.0	58	29462	No
89	GOM_NL__2PRFIN20071019_084625_000000462062_00350_29462_6194.N1	19-OCT-2007 08:46:25	Dark	45.500	65	Lam Vel	2.2040	4400.0	91	29462	No
90	GOM_NL__2PRFIN20071019_084942_000000442062_00351_29463_6197.N1	19-OCT-2007 08:49:42	Dark	44.000	34	Gam2Vel	1.7930	23000.	88	29463	No
91	GOM_NL__2PRFIN20071019_085521_000000552062_00351_29463_6198.N1	19-OCT-2007 08:55:21	Dark	54.500	2	Alp Car	-0.73600	7000.0	109	29463	No
92	GOM_NL__2PRFIN20071019_090654_000000452062_00351_29463_6199.N1	19-OCT-2007 09:06:54	Straylight	45.000	157	The1Eri	2.9060	9300.0	90	29463	No
93	GOM_NL__2PRFIN20071019_091541_000000442062_00351_29463_6200.N1	19-OCT-2007 09:15:41	Straylight	44.000	52	16Bet Cet	2.0370	4500.0	88	29463	No
94	GOM_NL__2PRFIN20071019_092515_000000362062_00351_29463_6201.N1	19-OCT-2007 09:25:15	Bright	35.500	140	88Gam Peg	2.8340	26000.	71	29463	No
95	GOM_NL__2PRFIN20071019_092911_000000372062_00351_29463_6202.N1	19-OCT-2007 09:29:11	Bright	37.000	58	21Alp And	2.0730	11000.	74	29463	No
96	GOM_NL__2PRFIN20071019_093129_000000412062_00351_29463_6203.N1	19-OCT-2007 09:31:29	Bright	41.000	53	43Bet And	2.0480	3300.0	82	29463	No
97	GOM_NL__2PRFIN20071019_093706_000000372062_00351_29463_6204.N1	19-OCT-2007 09:37:06	Bright	36.500	68	18Alp Cas	2.2250	4500.0	73	29463	No
98	GOM_NL__2PRFIN20071019_093826_000000362062_00351_29463_6205.N1	19-OCT-2007 09:38:26	Bright	35.500	76	27Gam Cas	2.3000	30000.	71	29463	No
99	GOM_NL__2PRFIN20071019_094613_000000342062_00351_29463_6206.N1	19-OCT-2007 09:46:13	Bright	33.500	49	1Alp UMi	1.9900	6300.0	67	29463	No
100	GOM_NL__2PRFIN20071019_095428_000000372062_00351_29463_6207.N1	19-OCT-2007 09:54:28	Bright	36.500	36	50Alp UMa	1.8000	6300.0	73	29463	No
101	GOM_NL__2PRFIN20071019_095601_000000372062_00351_29463_6208.N1	19-OCT-2007 09:56:01	Bright	36.500	82	48Bet UMa	2.3650	10600.	73	29463	No

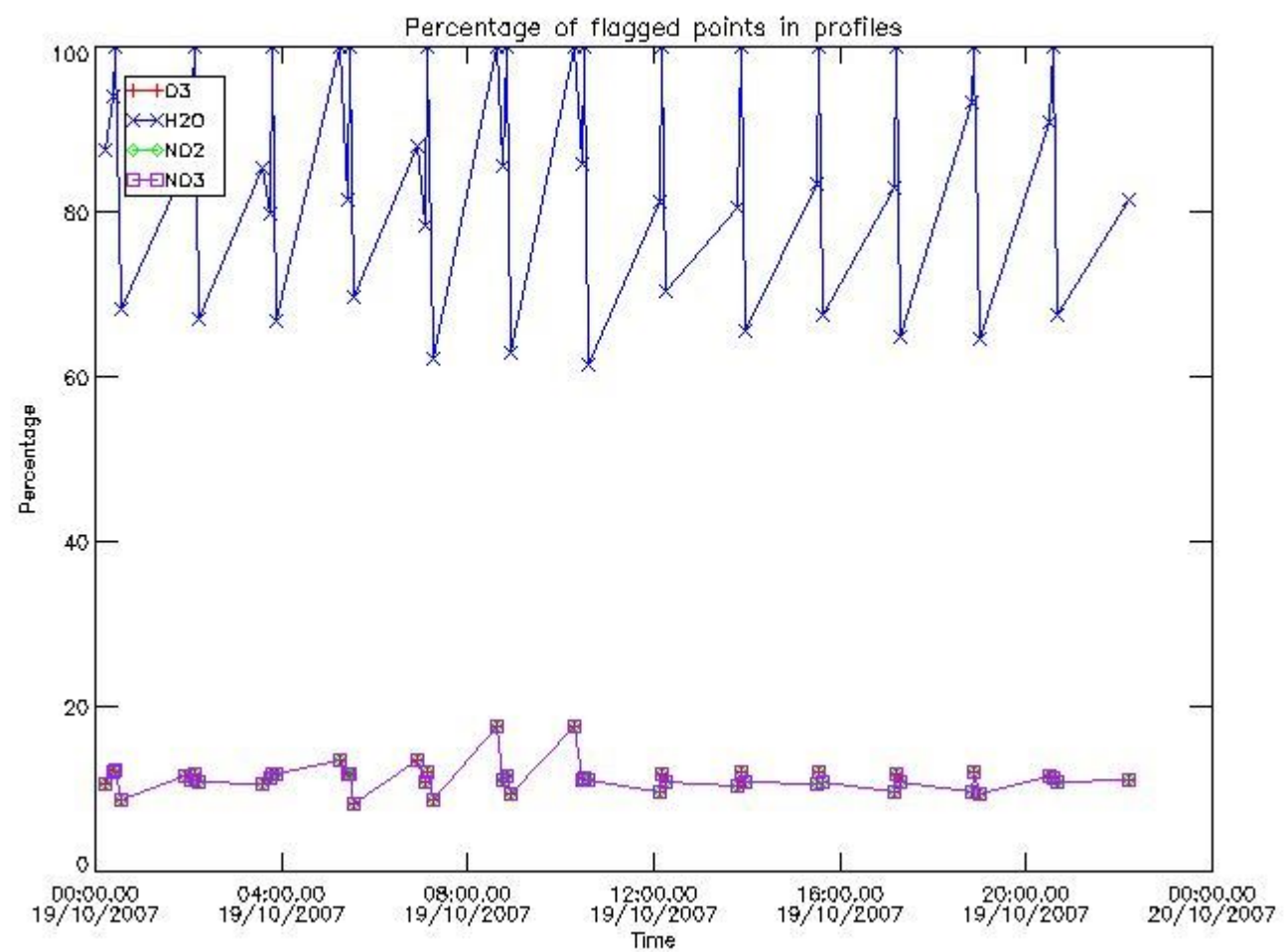
102	GOM_NL__2PRFIN20071019_095928_000000362062_00351_29463_6209.N1	19-OCT-2007 09:59:28	Bright	35.500	174	52Psi UMa	3.0040	4400.0	71	29463	No
103	GOM_NL__2PRFIN20071019_100715_000000402062_00351_29463_6210.N1	19-OCT-2007 10:07:15	Bright	39.500	51	41Gam1Leo	2.0100	4500.0	79	29463	No
104	GOM_NL__2PRFIN20071019_100954_000000592062_00351_29463_6211.N1	19-OCT-2007 10:09:54	Bright	59.000	22	32Alp Leo	1.3600	15200.	118	29463	No
105	GOM_NL__2PRFIN20071019_101735_000000292062_00351_29463_6212.N1	19-OCT-2007 10:17:35	Dark	29.000	48	30Alp Hya	1.9770	4100.0	58	29463	No
106	GOM_NL__2PRFIN20071019_102702_000000462062_00351_29463_6213.N1	19-OCT-2007 10:27:02	Dark	46.000	65	Lam Vel	2.2040	4400.0	92	29463	No
107	GOM_NL__2PRFIN20071019_103019_000000452062_00352_29464_6207.N1	19-OCT-2007 10:30:19	Dark	45.000	34	Gam2Vel	1.7930	23000.	90	29464	No
108	GOM_NL__2PRFIN20071019_103558_000000512062_00352_29464_6208.N1	19-OCT-2007 10:35:58	Dark	51.000	2	Alp Car	-0.73600	7000.0	102	29464	No
109	GOM_NL__2PRFIN20071019_104730_000000442062_00352_29464_6209.N1	19-OCT-2007 10:47:30	Straylight	44.000	157	The1Eri	2.9060	9300.0	88	29464	No
110	GOM_NL__2PRFIN20071019_105617_000000402062_00352_29464_6210.N1	19-OCT-2007 10:56:17	Straylight	40.000	52	16Bet Cet	2.0370	4500.0	80	29464	No
111	GOM_NL__2PRFIN20071019_110551_000000342062_00352_29464_6211.N1	19-OCT-2007 11:05:51	Bright	34.000	140	88Gam Peg	2.8340	26000.	68	29464	No
112	GOM_NL__2PRFIN20071019_110947_000000352062_00352_29464_6212.N1	19-OCT-2007 11:09:47	Bright	35.000	58	21Alp And	2.0730	11000.	70	29464	No
113	GOM_NL__2PRFIN20071019_111205_000000422062_00352_29464_6213.N1	19-OCT-2007 11:12:05	Bright	42.000	53	43Bet And	2.0480	3300.0	84	29464	No
114	GOM_NL__2PRFIN20071019_111742_000000382062_00352_29464_6214.N1	19-OCT-2007 11:17:42	Bright	37.500	68	18Alp Cas	2.2250	4500.0	75	29464	No
115	GOM_NL__2PRFIN20071019_111902_000000362062_00352_29464_6215.N1	19-OCT-2007 11:19:02	Bright	36.000	76	27Gam Cas	2.3000	30000.	72	29464	No
116	GOM_NL__2PRFIN20071019_112649_000000372062_00352_29464_6216.N1	19-OCT-2007 11:26:49	Bright	36.500	49	1Alp UMi	1.9900	6300.0	73	29464	No
117	GOM_NL__2PRFIN20071019_113503_000000352062_00352_29464_6217.N1	19-OCT-2007 11:35:03	Bright	35.000	36	50Alp UMa	1.8000	6300.0	70	29464	No
118	GOM_NL__2PRFIN20071019_113637_000000352062_00352_29464_6218.N1	19-OCT-2007 11:36:37	Bright	35.000	82	48Bet UMa	2.3650	10600.	70	29464	No
119	GOM_NL__2PRFIN20071019_114004_000000372062_00352_29464_6219.N1	19-OCT-2007 11:40:04	Bright	36.500	174	52Psi UMa	3.0040	4400.0	73	29464	No
120	GOM_NL__2PRFIN20071019_114751_000000392062_00352_29464_6220.N1	19-OCT-2007 11:47:51	Bright	39.000	51	41Gam1Leo	2.0100	4500.0	78	29464	No
121	GOM_NL__2PRFIN20071019_115030_000000422062_00352_29464_6221.N1	19-OCT-2007 11:50:30	Bright	41.500	22	32Alp Leo	1.3600	15200.	83	29464	No
122	GOM_NL__2PRFIN20071019_120739_000000542062_00352_29464_6222.N1	19-OCT-2007 12:07:39	Dark	53.500	65	Lam Vel	2.2040	4400.0	107	29464	No
123	GOM_NL__2PRFIN20071019_121056_000000432062_00353_29465_6217.N1	19-OCT-2007 12:10:56	Dark	43.000	34	Gam2Vel	1.7930	23000.	86	29465	No
124	GOM_NL__2PRFIN20071019_121635_000000482062_00353_29465_6218.N1	19-OCT-2007 12:16:35	Dark	47.500	2	Alp Car	-0.73600	7000.0	95	29465	No
125	GOM_NL__2PRFIN20071019_122807_000000412062_00353_29465_6219.N1	19-OCT-2007 12:28:07	Straylight	40.500	157	The1Eri	2.9060	9300.0	81	29465	No
126	GOM_NL__2PRFIN20071019_123653_000000452062_00353_29465_6220.N1	19-OCT-2007 12:36:53	Straylight	44.500	52	16Bet Cet	2.0370	4500.0	89	29465	No
127	GOM_NL__2PRFIN20071019_124627_000000362062_00353_29465_6221.N1	19-OCT-2007 12:46:27	Bright	36.000	140	88Gam Peg	2.8340	26000.	72	29465	No
128	GOM_NL__2PRFIN20071019_125023_000000372062_00353_29465_6222.N1	19-OCT-2007 12:50:23	Bright	36.500	58	21Alp And	2.0730	11000.	73	29465	No
129	GOM_NL__2PRFIN20071019_125240_000000392062_00353_29465_6223.N1	19-OCT-2007 12:52:40	Bright	38.500	53	43Bet And	2.0480	3300.0	77	29465	No
130	GOM_NL__2PRFIN20071019_125818_000000372062_00353_29465_6224.N1	19-OCT-2007 12:58:18	Bright	36.500	68	18Alp Cas	2.2250	4500.0	73	29465	No
131	GOM_NL__2PRFIN20071019_125938_000000352062_00353_29465_6225.N1	19-OCT-2007 12:59:38	Bright	35.000	76	27Gam Cas	2.3000	30000.	70	29465	No
132	GOM_NL__2PRFIN20071019_130725_000000352062_00353_29465_6226.N1	19-OCT-2007 13:07:25	Bright	34.500	49	1Alp UMi	1.9900	6300.0	69	29465	No
133	GOM_NL__2PRFIN20071019_131539_000000392062_00353_29465_6227.N1	19-OCT-2007 13:15:39	Bright	39.000	36	50Alp UMa	1.8000	6300.0	78	29465	No
134	GOM_NL__2PRFIN20071019_131713_000000362062_00353_29465_6228.N1	19-OCT-2007 13:17:13	Bright	36.000	82	48Bet UMa	2.3650	10600.	72	29465	No
135	GOM_NL__2PRFIN20071019_132040_000000352062_00353_29465_6229.N1	19-OCT-2007 13:20:40	Bright	34.500	174	52Psi UMa	3.0040	4400.0	69	29465	No
136	GOM_NL__2PRFIN20071019_132828_000000402062_00353_29465_6230.N1	19-OCT-2007 13:28:28	Bright	40.000	51	41Gam1Leo	2.0100	4500.0	80	29465	No
137	GOM_NL__2PRFIN20071019_133106_000000592062_00353_29465_6231.N1	19-OCT-2007 13:31:06	Bright	59.000	22	32Alp Leo	1.3600	15200.	118	29465	No
138	GOM_NL__2PRFIN20071019_134815_000000492062_00353_29465_6232.N1	19-OCT-2007 13:48:15	Dark	49.000	65	Lam Vel	2.2040	4400.0	98	29465	No
139	GOM_NL__2PRFIN20071019_135132_000000422062_00354_29466_6232.N1	19-OCT-2007 13:51:32	Dark	42.000	34	Gam2Vel	1.7930	23000.	84	29466	No
140	GOM_NL__2PRFIN20071019_135711_000000472062_00354_29466_6233.N1	19-OCT-2007 13:57:11	Dark	47.000	2	Alp Car	-0.73600	7000.0	94	29466	No
141	GOM_NL__2PRFIN20071019_140843_000000442062_00354_29466_6234.N1	19-OCT-2007 14:08:43	Straylight	44.000	157	The1Eri	2.9060	9300.0	88	29466	No
142	GOM_NL__2PRFIN20071019_141729_000000432062_00354_29466_6235.N1	19-OCT-2007 14:17:29	Straylight	43.000	52	16Bet Cet	2.0370	4500.0	86	29466	No
143	GOM_NL__2PRFIN20071019_142703_000000352062_00354_29466_6236.N1	19-OCT-2007 14:27:03	Bright	35.000	140	88Gam Peg	2.8340	26000.	70	29466	No
144	GOM_NL__2PRFIN20071019_143059_000000362062_00354_29466_6237.N1	19-OCT-2007 14:30:59	Bright	35.500	58	21Alp And	2.0730	11000.	71	29466	No
145	GOM_NL__2PRFIN20071019_143316_000000382062_00354_29466_6238.N1	19-OCT-2007 14:33:16	Bright	37.500	53	43Bet And	2.0480	3300.0	75	29466	No
146	GOM_NL__2PRFIN20071019_143854_000000382062_00354_29466_6239.N1	19-OCT-2007 14:38:54	Bright	37.500	68	18Alp Cas	2.2250	4500.0	75	29466	No
147	GOM_NL__2PRFIN20071019_144013_000000362062_00354_29466_6240.N1	19-OCT-2007 14:40:13	Bright	35.500	76	27Gam Cas	2.3000	30000.	71	29466	No
148	GOM_NL__2PRFIN20071019_144801_000000332062_00354_29466_6241.N1	19-OCT-2007 14:48:01	Bright	32.500	49	1Alp UMi	1.9900	6300.0	65	29466	No
149	GOM_NL__2PRFIN20071019_145615_000000512062_00354_29466_6242.N1	19-OCT-2007 14:56:15	Bright	51.000	36	50Alp UMa	1.8000	6300.0	102	29466	No
150	GOM_NL__2PRFIN20071019_145749_000000502062_00354_29466_6243.N1	19-OCT-2007 14:57:49	Bright	50.000	82	48Bet UMa	2.3650	10600.	100	29466	No
151	GOM_NL__2PRFIN20071019_150116_000000382062_00354_29466_6244.N1	19-OCT-2007 15:01:16	Bright	37.500	174	52Psi UMa	3.0040	4400.0	75	29466	No
152	GOM_NL__2PRFIN20071019_150904_000000392062_00354_29466_6245.N1	19-OCT-2007 15:09:04	Bright	39.000	51	41Gam1Leo	2.0100	4500.0	78	29466	No
153	GOM_NL__2PRFIN20071019_151143_000000592062_00354_29466_6246.N1	19-OCT-2007 15:11:43	Bright	59.000	22	32Alp Leo	1.3600	15200.	118	29466	No
154	GOM_NL__2PRFIN20071019_152852_000000492062_00354_29466_6247.N1	19-OCT-2007 15:28:52	Dark	48.500	65	Lam Vel	2.2040	4400.0	97	29466	No
155	GOM_NL__2PRFIN20071019_153209_000000432062_00355_29467_6242.N1	19-OCT-2007 15:32:09	Dark	42.500	34	Gam2Vel	1.7930	23000.	85	29467	No
156	GOM_NL__2PRFIN20071019_153748_000000472062_00355_29467_6243.N1	19-OCT-2007 15:37:48	Dark	46.500	2	Alp Car	-0.73600	7000.0	93	29467	No
157	GOM_NL__2PRFIN20071019_154919_000000432062_00355_29467_6244.N1	19-OCT-2007 15:49:19	Straylight	43.000	157	The1Eri	2.9060	9300.0	86	29467	No
158	GOM_NL__2PRFIN20071019_155805_000000442062_00355_29467_6245.N1	19-OCT-2007 15:58:05	Straylight	43.500	52	16Bet Cet	2.0370	4500.0	87	29467	No
159	GOM_NL__2PRFIN20071019_160739_000000362062_00355_29467_6246.N1	19-OCT-2007 16:07:39	Bright	36.000	140	88Gam Peg	2.8340	26000.	72	29467	No
160	GOM_NL__2PRFIN20071019_161135_000000362062_00355_29467_6247.N1	19-OCT-2007 16:11:35	Bright	36.000	58	21Alp And	2.0730	11000.	72	29467	No

161	GOM_NL__2PRFIN20071019_161352_000000382062_00355_29467_6248.N1	19-OCT-2007 16:13:52	Bright	38.000	53	43Bet And	2.0480	3300.0	76	29467	No
162	GOM_NL__2PRFIN20071019_161930_000000362062_00355_29467_6249.N1	19-OCT-2007 16:19:30	Bright	36.000	68	18Alp Cas	2.2250	4500.0	72	29467	No
163	GOM_NL__2PRFIN20071019_162049_000000372062_00355_29467_6250.N1	19-OCT-2007 16:20:49	Bright	37.000	76	27Gam Cas	2.3000	30000.	74	29467	No
164	GOM_NL__2PRFIN20071019_162836_000000372062_00355_29467_6251.N1	19-OCT-2007 16:28:36	Bright	36.500	49	1Alp UMi	1.9900	6300.0	73	29467	No
165	GOM_NL__2PRFIN20071019_163651_000000532062_00355_29467_6252.N1	19-OCT-2007 16:36:51	Bright	53.000	36	50Alp UMa	1.8000	6300.0	106	29467	No
166	GOM_NL__2PRFIN20071019_163825_000000482062_00355_29467_6253.N1	19-OCT-2007 16:38:25	Bright	48.000	82	48Bet UMa	2.3650	10600.	96	29467	No
167	GOM_NL__2PRFIN20071019_164152_000000532062_00355_29467_6254.N1	19-OCT-2007 16:41:52	Bright	53.000	174	52Psi UMa	3.0040	4400.0	106	29467	No
168	GOM_NL__2PRFIN20071019_164940_000000402062_00355_29467_6255.N1	19-OCT-2007 16:49:40	Bright	40.000	51	41Gam1Leo	2.0100	4500.0	80	29467	No
169	GOM_NL__2PRFIN20071019_165219_000000412062_00355_29467_6256.N1	19-OCT-2007 16:52:19	Bright	40.500	22	32Alp Leo	1.3600	15200.	81	29467	No
170	GOM_NL__2PRFIN20071019_170928_000000532062_00355_29467_6257.N1	19-OCT-2007 17:09:28	Dark	53.000	65	Lam Vel	2.2040	4400.0	106	29467	No
171	GOM_NL__2PRFIN20071019_171246_000000442062_00356_29468_6263.N1	19-OCT-2007 17:12:46	Dark	43.500	34	Gam2Vel	1.7930	23000.	87	29468	No
172	GOM_NL__2PRFIN20071019_171825_000000482062_00356_29468_6264.N1	19-OCT-2007 17:18:25	Dark	47.500	2	Alp Car	-0.73600	7000.0	95	29468	No
173	GOM_NL__2PRFIN20071019_172956_000000462062_00356_29468_6265.N1	19-OCT-2007 17:29:56	Straylight	45.500	157	The1Eri	2.9060	9300.0	91	29468	No
174	GOM_NL__2PRFIN20071019_173842_000000442062_00356_29468_6266.N1	19-OCT-2007 17:38:42	Straylight	43.500	52	16Bet Cet	2.0370	4500.0	87	29468	No
175	GOM_NL__2PRFIN20071019_174815_000000342062_00356_29468_6267.N1	19-OCT-2007 17:48:15	Bright	34.000	140	88Gam Peg	2.8340	26000.	68	29468	No
176	GOM_NL__2PRFIN20071019_175211_000000362062_00356_29468_6268.N1	19-OCT-2007 17:52:11	Bright	35.500	58	21Alp And	2.0730	11000.	71	29468	No
177	GOM_NL__2PRFIN20071019_175427_000000382062_00356_29468_6269.N1	19-OCT-2007 17:54:27	Bright	38.000	53	43Bet And	2.0480	3300.0	76	29468	No
178	GOM_NL__2PRFIN20071019_180005_000000382062_00356_29468_6270.N1	19-OCT-2007 18:00:05	Bright	38.000	68	18Alp Cas	2.2250	4500.0	76	29468	No
179	GOM_NL__2PRFIN20071019_180125_000000372062_00356_29468_6271.N1	19-OCT-2007 18:01:25	Bright	36.500	76	27Gam Cas	2.3000	30000.	73	29468	No
180	GOM_NL__2PRFIN20071019_180912_000000372062_00356_29468_6272.N1	19-OCT-2007 18:09:12	Bright	36.500	49	1Alp UMi	1.9900	6300.0	73	29468	No
181	GOM_NL__2PRFIN20071019_181727_000000392062_00356_29468_6273.N1	19-OCT-2007 18:17:27	Bright	39.000	36	50Alp UMa	1.8000	6300.0	78	29468	No
182	GOM_NL__2PRFIN20071019_181901_000000352062_00356_29468_6274.N1	19-OCT-2007 18:19:01	Bright	34.500	82	48Bet UMa	2.3650	10600.	69	29468	No
183	GOM_NL__2PRFIN20071019_182228_000000432062_00356_29468_6275.N1	19-OCT-2007 18:22:28	Bright	42.500	174	52Psi UMa	3.0040	4400.0	85	29468	No
184	GOM_NL__2PRFIN20071019_183016_000000402062_00356_29468_6276.N1	19-OCT-2007 18:30:16	Bright	40.000	51	41Gam1Leo	2.0100	4500.0	80	29468	No
185	GOM_NL__2PRFIN20071019_183255_000000562062_00356_29468_6277.N1	19-OCT-2007 18:32:55	Bright	56.000	22	32Alp Leo	1.3600	15200.	112	29468	No
186	GOM_NL__2PRFIN20071019_185005_000000532062_00356_29468_6278.N1	19-OCT-2007 18:50:05	Dark	53.000	65	Lam Vel	2.2040	4400.0	106	29468	No
187	GOM_NL__2PRFIN20071019_185323_000000422062_00357_29469_6276.N1	19-OCT-2007 18:53:23	Dark	42.000	34	Gam2Vel	1.7930	23000.	84	29469	No
188	GOM_NL__2PRFIN20071019_185902_000000542062_00357_29469_6277.N1	19-OCT-2007 18:59:02	Dark	53.500	2	Alp Car	-0.73600	7000.0	107	29469	No
189	GOM_NL__2PRFIN20071019_191032_000000442062_00357_29469_6278.N1	19-OCT-2007 19:10:32	Straylight	44.000	157	The1Eri	2.9060	9300.0	88	29469	No
190	GOM_NL__2PRFIN20071019_191918_000000472062_00357_29469_6279.N1	19-OCT-2007 19:19:18	Straylight	47.000	52	16Bet Cet	2.0370	4500.0	94	29469	No
191	GOM_NL__2PRFIN20071019_192851_000000362062_00357_29469_6280.N1	19-OCT-2007 19:28:51	Bright	35.500	140	88Gam Peg	2.8340	26000.	71	29469	No
192	GOM_NL__2PRFIN20071019_193247_000000362062_00357_29469_6281.N1	19-OCT-2007 19:32:47	Bright	36.000	58	21Alp And	2.0730	11000.	72	29469	No
193	GOM_NL__2PRFIN20071019_193503_000000402062_00357_29469_6282.N1	19-OCT-2007 19:35:03	Bright	40.000	53	43Bet And	2.0480	3300.0	80	29469	No
194	GOM_NL__2PRFIN20071019_194041_000000372062_00357_29469_6283.N1	19-OCT-2007 19:40:41	Bright	36.500	68	18Alp Cas	2.2250	4500.0	73	29469	No
195	GOM_NL__2PRFIN20071019_194201_000000382062_00357_29469_6284.N1	19-OCT-2007 19:42:01	Bright	38.000	76	27Gam Cas	2.3000	30000.	76	29469	No
196	GOM_NL__2PRFIN20071019_194948_000000362062_00357_29469_6285.N1	19-OCT-2007 19:49:48	Bright	35.500	49	1Alp UMi	1.9900	6300.0	71	29469	No
197	GOM_NL__2PRFIN20071019_195803_000000352062_00357_29469_6286.N1	19-OCT-2007 19:58:03	Bright	35.000	36	50Alp UMa	1.8000	6300.0	70	29469	No
198	GOM_NL__2PRFIN20071019_195937_000000342062_00357_29469_6287.N1	19-OCT-2007 19:59:37	Bright	33.500	82	48Bet UMa	2.3650	10600.	67	29469	No
199	GOM_NL__2PRFIN20071019_200304_000000532062_00357_29469_6288.N1	19-OCT-2007 20:03:04	Bright	53.000	174	52Psi UMa	3.0040	4400.0	106	29469	No
200	GOM_NL__2PRFIN20071019_201052_000000532062_00357_29469_6289.N1	19-OCT-2007 20:10:52	Bright	53.000	51	41Gam1Leo	2.0100	4500.0	106	29469	No
201	GOM_NL__2PRFIN20071019_201332_000000462062_00357_29469_6290.N1	19-OCT-2007 20:13:32	Bright	45.500	22	32Alp Leo	1.3600	15200.	91	29469	No
202	GOM_NL__2PRFIN20071019_203042_000000452062_00357_29469_6291.N1	19-OCT-2007 20:30:42	Dark	44.500	65	Lam Vel	2.2040	4400.0	89	29469	No
203	GOM_NL__2PRFIN20071019_203359_000000452062_00358_29470_6290.N1	19-OCT-2007 20:33:59	Dark	45.000	34	Gam2Vel	1.7930	23000.	90	29470	No
204	GOM_NL__2PRFIN20071019_203939_000000462062_00358_29470_6291.N1	19-OCT-2007 20:39:39	Dark	46.000	2	Alp Car	-0.73600	7000.0	92	29470	No
205	GOM_NL__2PRFIN20071019_205109_000000432062_00358_29470_6292.N1	19-OCT-2007 20:51:09	Straylight	43.000	157	The1Eri	2.9060	9300.0	86	29470	No
206	GOM_NL__2PRFIN20071019_205954_000000392062_00358_29470_6293.N1	19-OCT-2007 20:59:54	Straylight	39.000	52	16Bet Cet	2.0370	4500.0	78	29470	No
207	GOM_NL__2PRFIN20071019_210927_000000362062_00358_29470_6294.N1	19-OCT-2007 21:09:27	Bright	35.500	140	88Gam Peg	2.8340	26000.	71	29470	No
208	GOM_NL__2PRFIN20071019_211323_000000352062_00358_29470_6295.N1	19-OCT-2007 21:13:23	Bright	34.500	58	21Alp And	2.0730	11000.	69	29470	No
209	GOM_NL__2PRFIN20071019_211539_000000402062_00358_29470_6296.N1	19-OCT-2007 21:15:39	Bright	39.500	53	43Bet And	2.0480	3300.0	79	29470	No
210	GOM_NL__2PRFIN20071019_212117_000000382062_00358_29470_6297.N1	19-OCT-2007 21:21:17	Bright	37.500	68	18Alp Cas	2.2250	4500.0	75	29470	No
211	GOM_NL__2PRFIN20071019_212237_000000372062_00358_29470_6298.N1	19-OCT-2007 21:22:37	Bright	36.500	76	27Gam Cas	2.3000	30000.	73	29470	No
212	GOM_NL__2PRFIN20071019_213024_000000362062_00358_29470_6299.N1	19-OCT-2007 21:30:24	Bright	35.500	49	1Alp UMi	1.9900	6300.0	71	29470	No
213	GOM_NL__2PRFIN20071019_213839_000000382062_00358_29470_6300.N1	19-OCT-2007 21:38:39	Bright	37.500	36	50Alp UMa	1.8000	6300.0	75	29470	No
214	GOM_NL__2PRFIN20071019_214013_000000372062_00358_29470_6301.N1	19-OCT-2007 21:40:13	Bright	36.500	82	48Bet UMa	2.3650	10600.	73	29470	No
215	GOM_NL__2PRFIN20071019_214340_000000442062_00358_29470_6302.N1	19-OCT-2007 21:43:40	Bright	43.500	174	52Psi UMa	3.0040	4400.0	87	29470	No
216	GOM_NL__2PRFIN20071019_215129_000000392062_00358_29470_6303.N1	19-OCT-2007 21:51:29	Bright	39.000	51	41Gam1Leo	2.0100	4500.0	78	29470	No
217	GOM_NL__2PRFIN20071019_215408_000000482062_00358_29470_6304.N1	19-OCT-2007 21:54:08	Bright	47.500	22	32Alp Leo	1.3600	15200.	95	29470	No
218	GOM_NL__2PRFIN20071019_221118_000000462062_00358_29470_6305.N1	19-OCT-2007 22:11:18	Dark	46.000	65	Lam Vel	2.2040	4400.0	92	29470	No

### 3. Quality information per product

In this section it is plotted some information contained in the Quality Summary data set of the level 2 products. Only products in dark limb conditions and without errors (error flag in the MPH set to "0") are used.

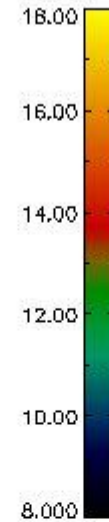
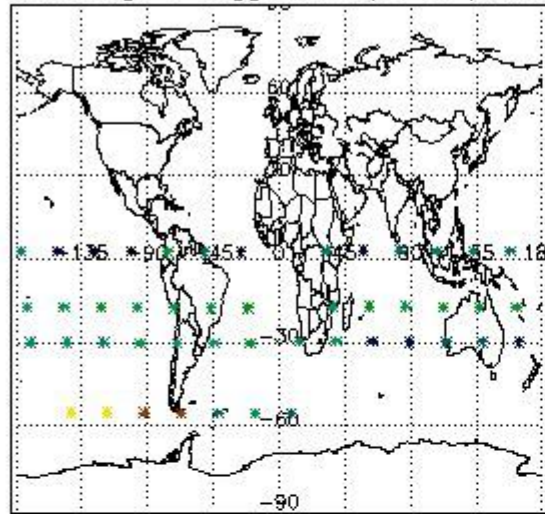
#### 3.1 Plot quality information per product (time dependant)



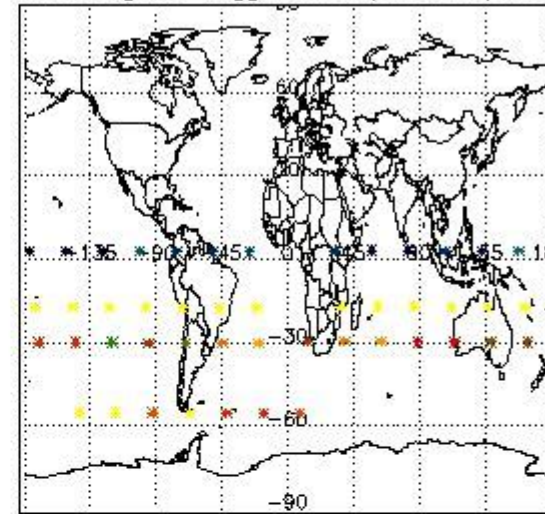
#### 3.2 Plot quality information per product (world map)



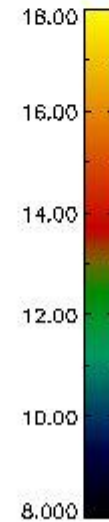
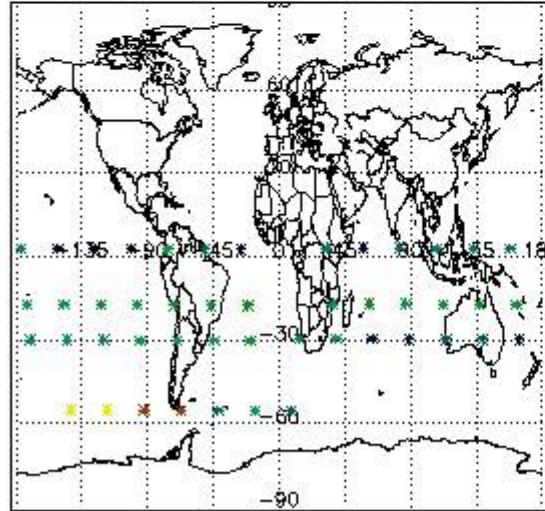
Percentage of flagged data per O3 profile



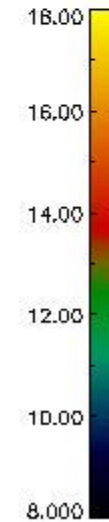
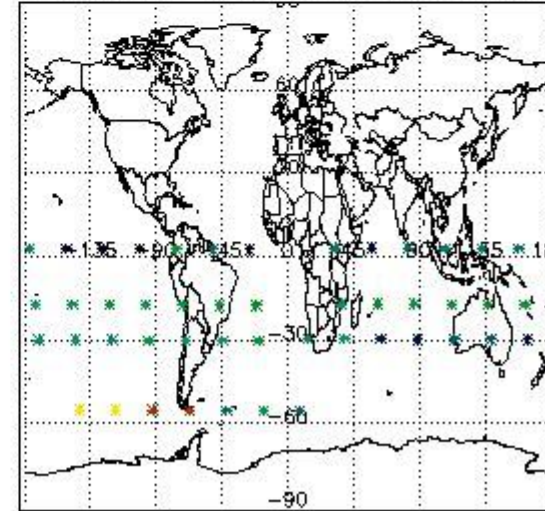
Percentage of flagged data per H2O profile



Percentage of flagged data per NO2 profile



Percentage of flagged data per NO3 profile

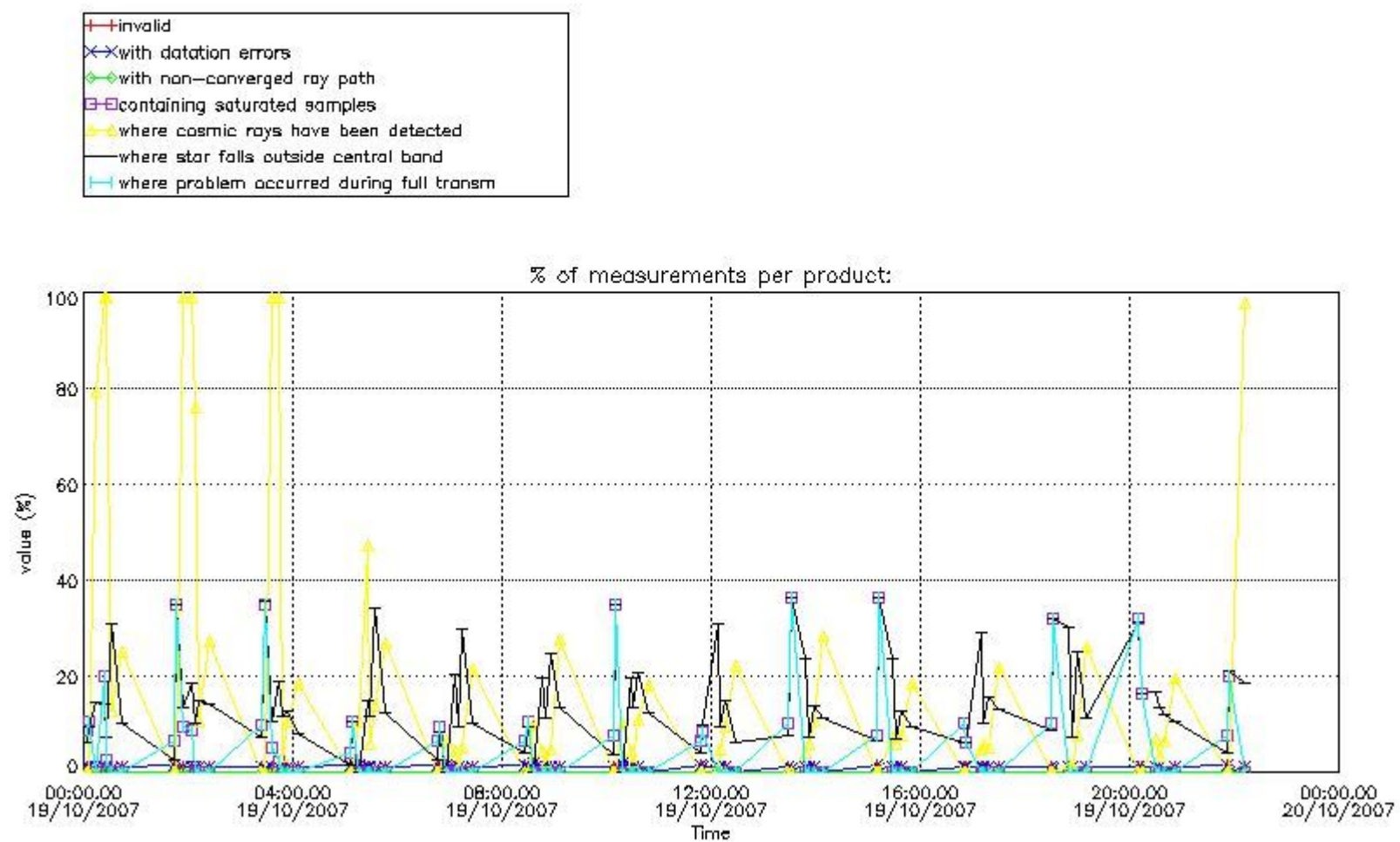


#### 4. Level 1 quality information per product

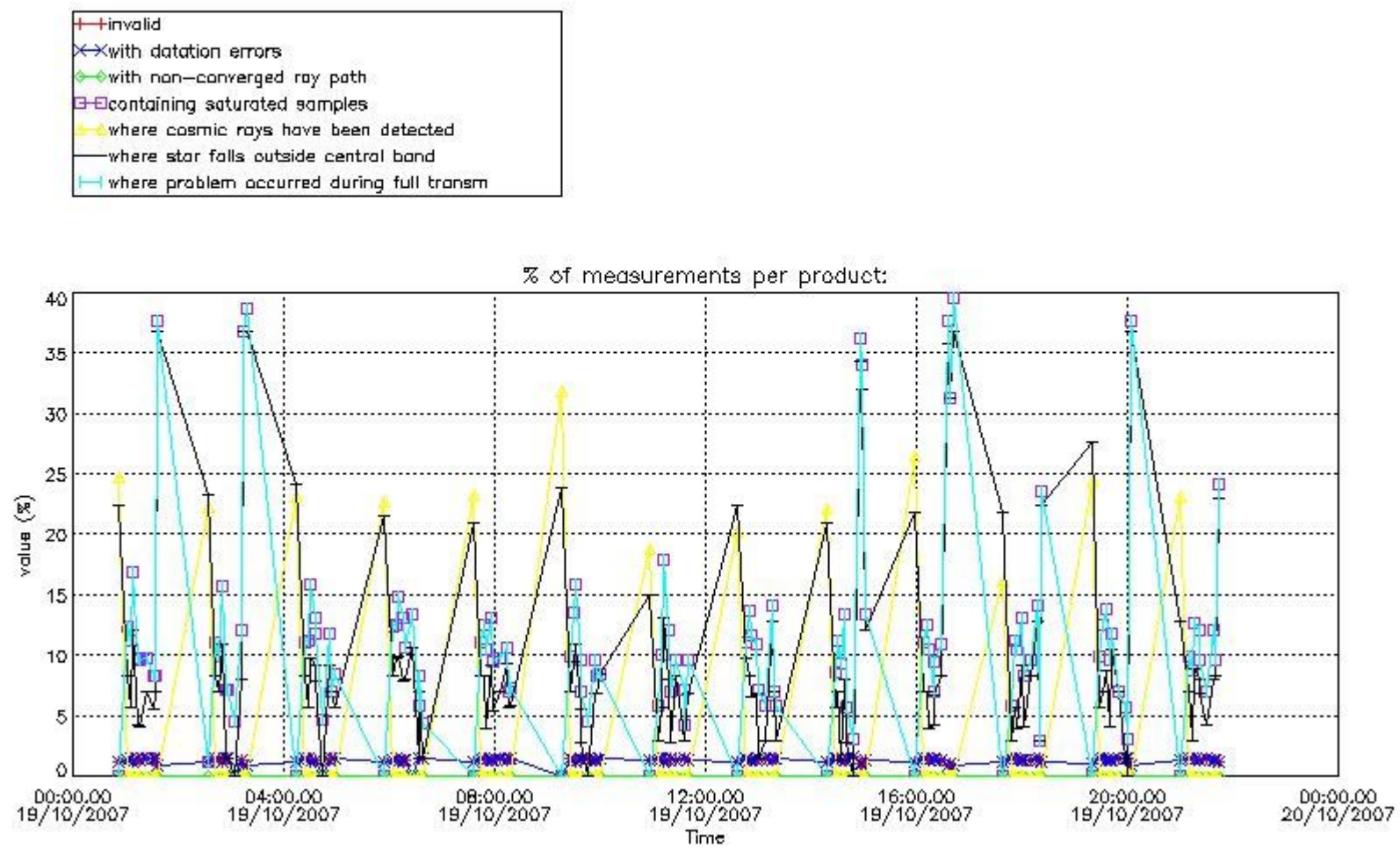
In this section it is plotted some information contained in the Quality Summary data set of the level 2 products that comes from the level 1b processing. Products without errors (error flag in the MPH set to "0") are used.

##### 4.1 Plot quality information per product (time dependant) coming from level 1b processing

###### 4.1.1 Plot level 1 quality information per product (time dependant): ENVISAT ASCENDING passes

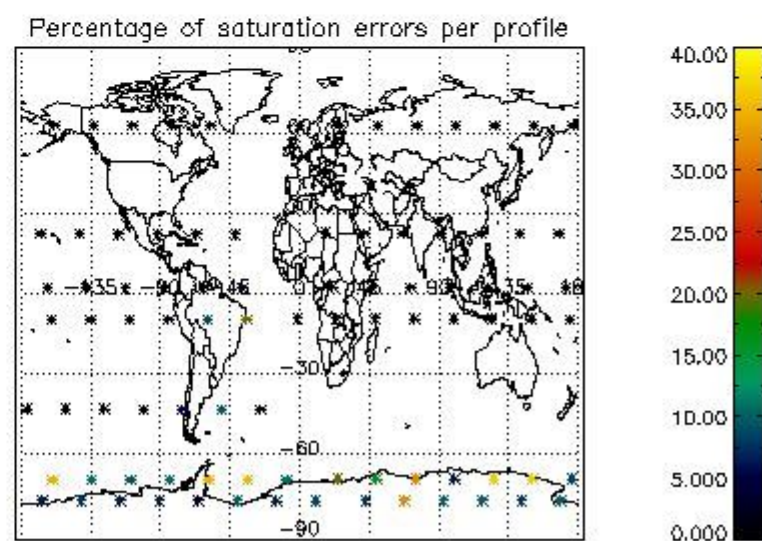
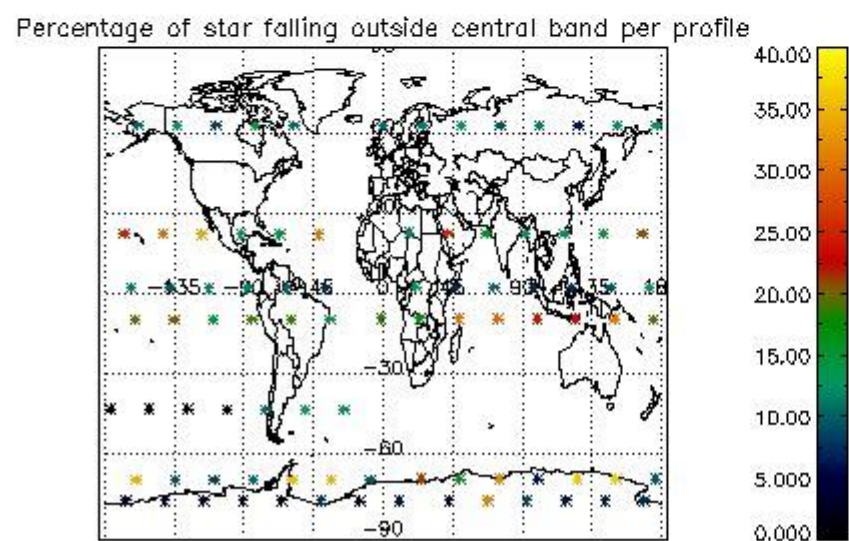
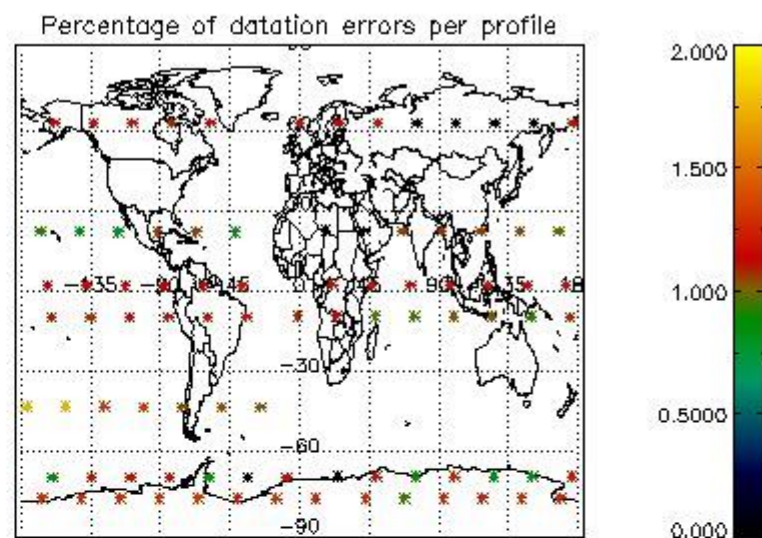
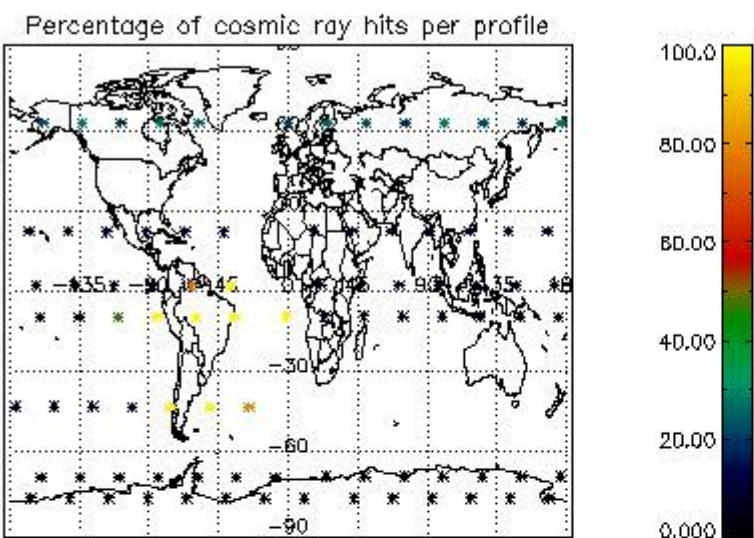


4.1.2 Plot level 1 quality information per product (time dependant): ENVI SAT DESCENDING passes

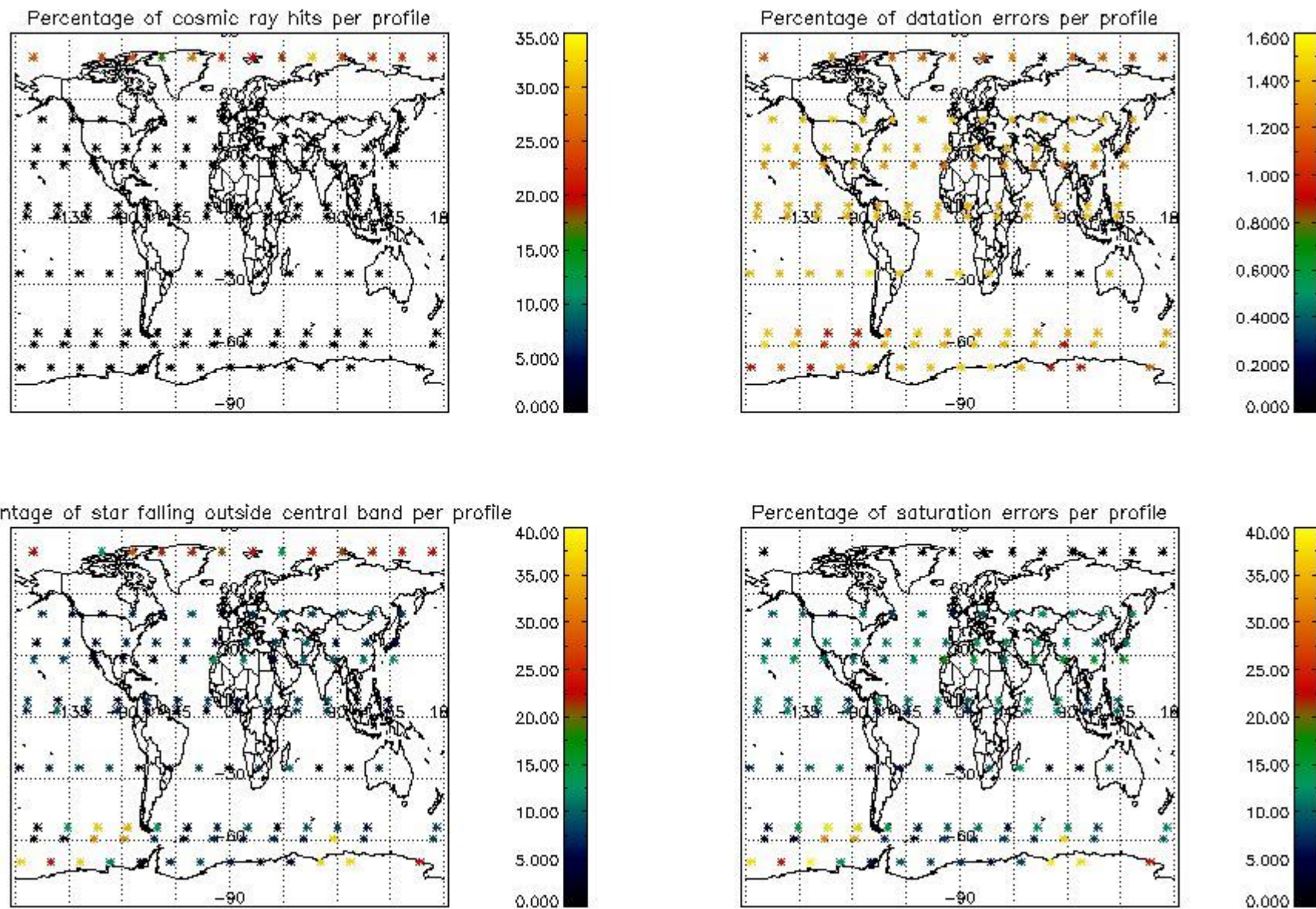


*4.2 Plot quality information per product coming from level 1b processing (world map)*

*4.2.1 Plot level 1 quality information per product (world map): ENVISAT ASCENDING passes*



4.2.2 Plot level 1 quality information per product (world map): ENVISAT DESCENDING passes



## 5. Trace gas profiles

### 5.1 Ozone statistics based on quality of products

The final quality of the products can be "measured" using the STD (Standard Deviation) attached to every point profile. This information is written to the parameter GOM\_NL\_\_2P/NL\_LOCAL\_SPECIES\_DENSITY/o3\_std of the level 2 products. The table below shows the statistics for given STD ranges.

The statistics are given with respect to the overall valid production:

- Products without fatal errors: GOM\_NL\_\_2P/MPH/PRODUCT\_ERR=0
- Valid point profile: GOM\_NL\_\_2P/NL\_LOCAL\_SPECIES\_DENSITY/pcd(0)=0

The 'Criteria' is applied to valid points of dark limb products:

- Products in dark limb illumination condition: GOM\_NL\_\_2P/NL\_SUMMARY\_QUALITY/obs\_ill\_cond=0
- Products without fatal errors: GOM\_NL\_\_2P/MPH/PRODUCT\_ERR=0
- Valid point profile: GOM\_NL\_\_2P/NL\_LOCAL\_SPECIES\_DENSITY/pcd(0)=0

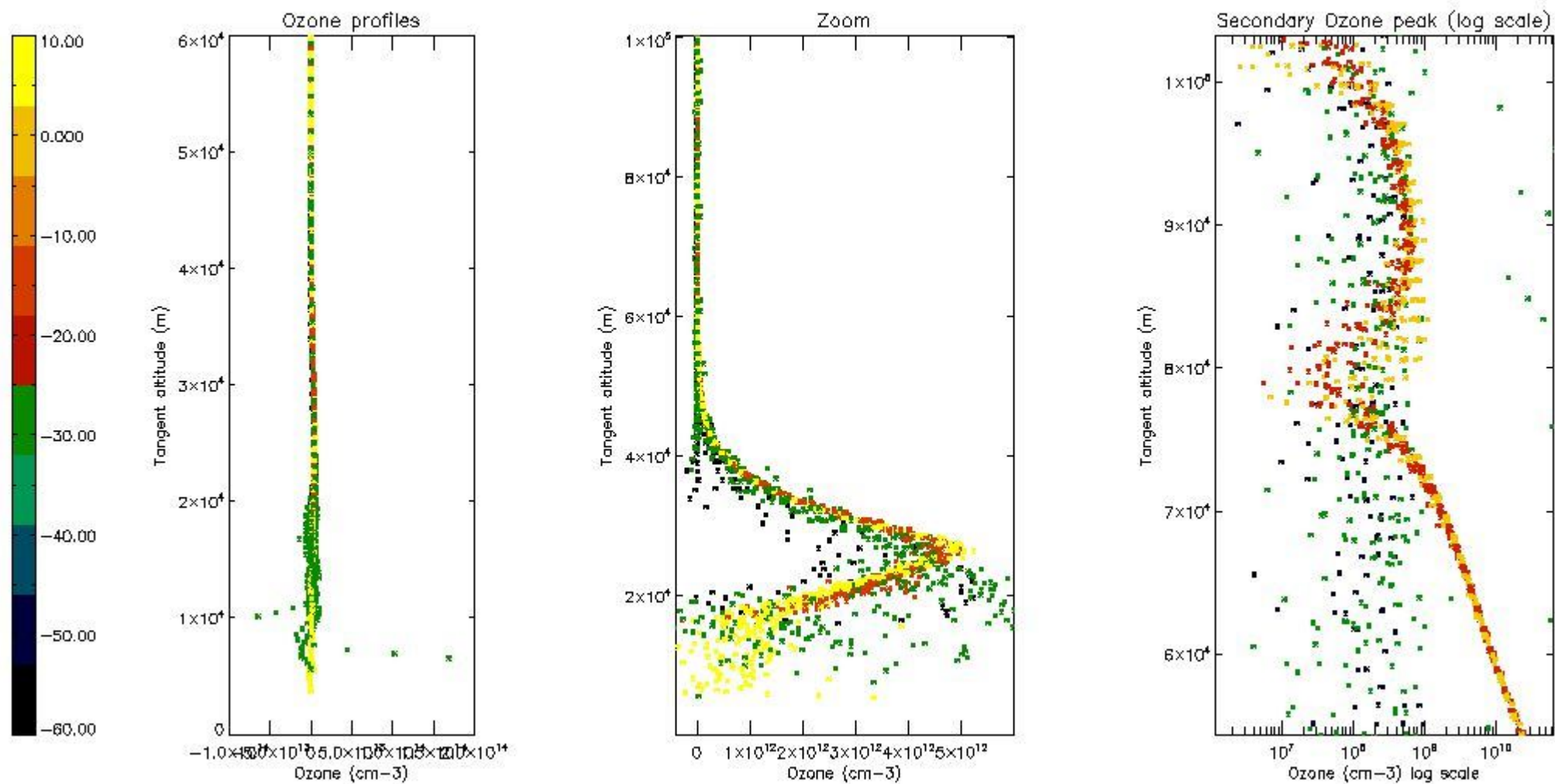
So, the table below shows the percentage of dark limb and valid observations for each criteria with respect to the overall valid daily observations.

Criteria	% of total production
All STD	25
STD < 20	13

STD < 10	11
STD < 5	9

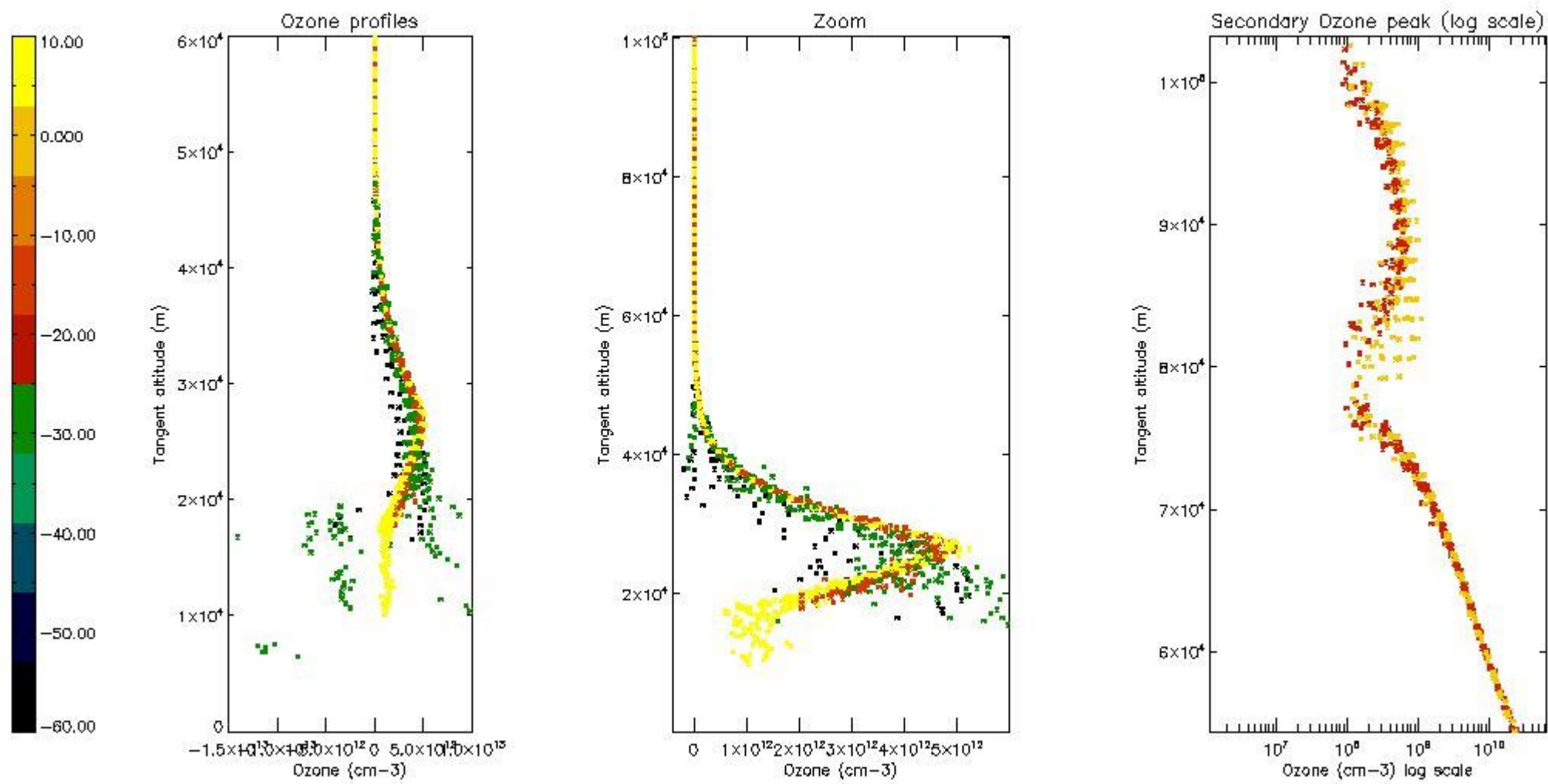
5.2 Plot ozone profiles for all STD (dark without errors)

The colorbar represents the latitude.



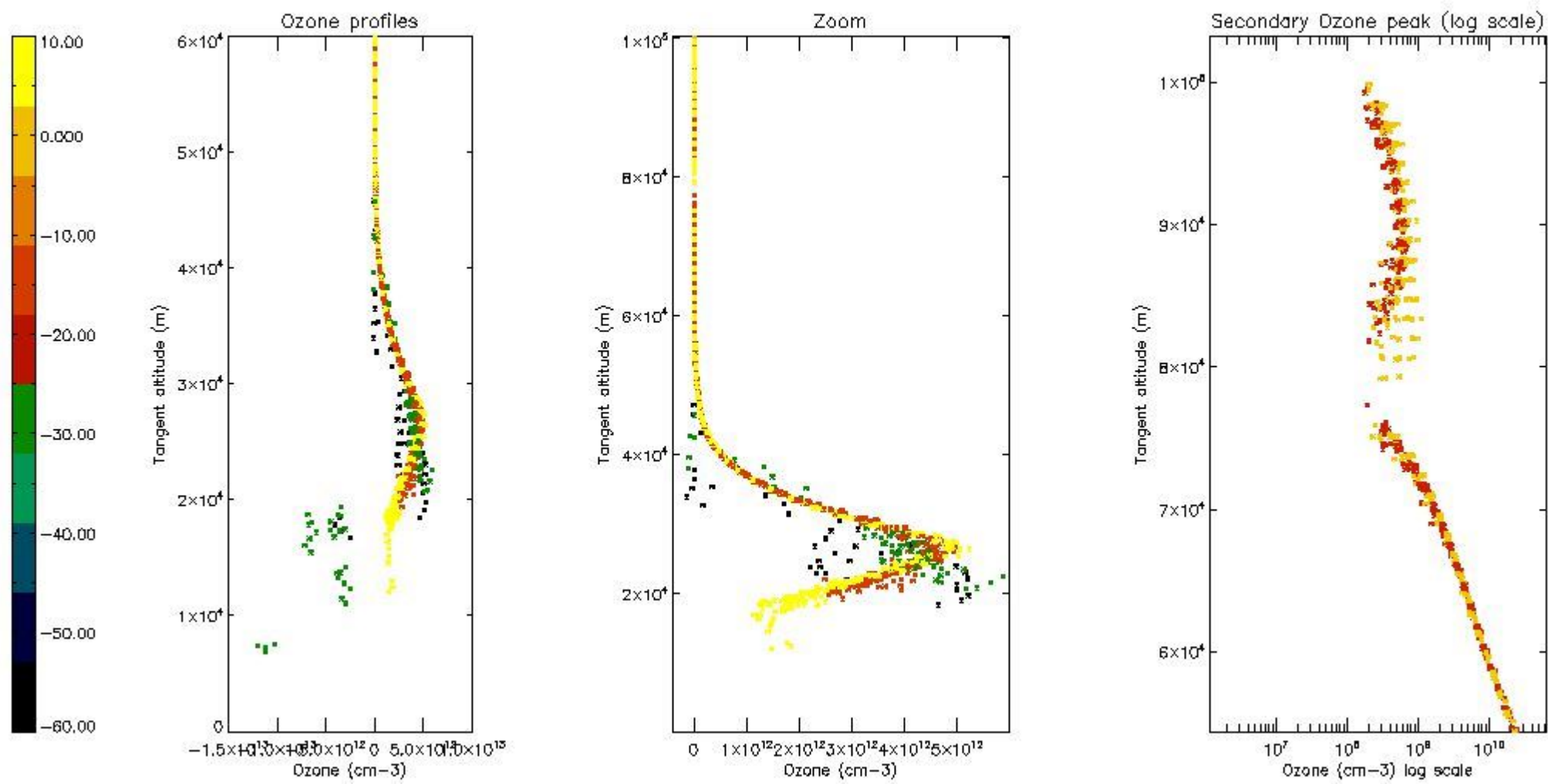
5.3 Plot ozone profiles where STD < 20% (dark without errors)

The colorbar represents the latitude.



*5.4 Plot ozone profiles where STD < 10% (dark without errors)*

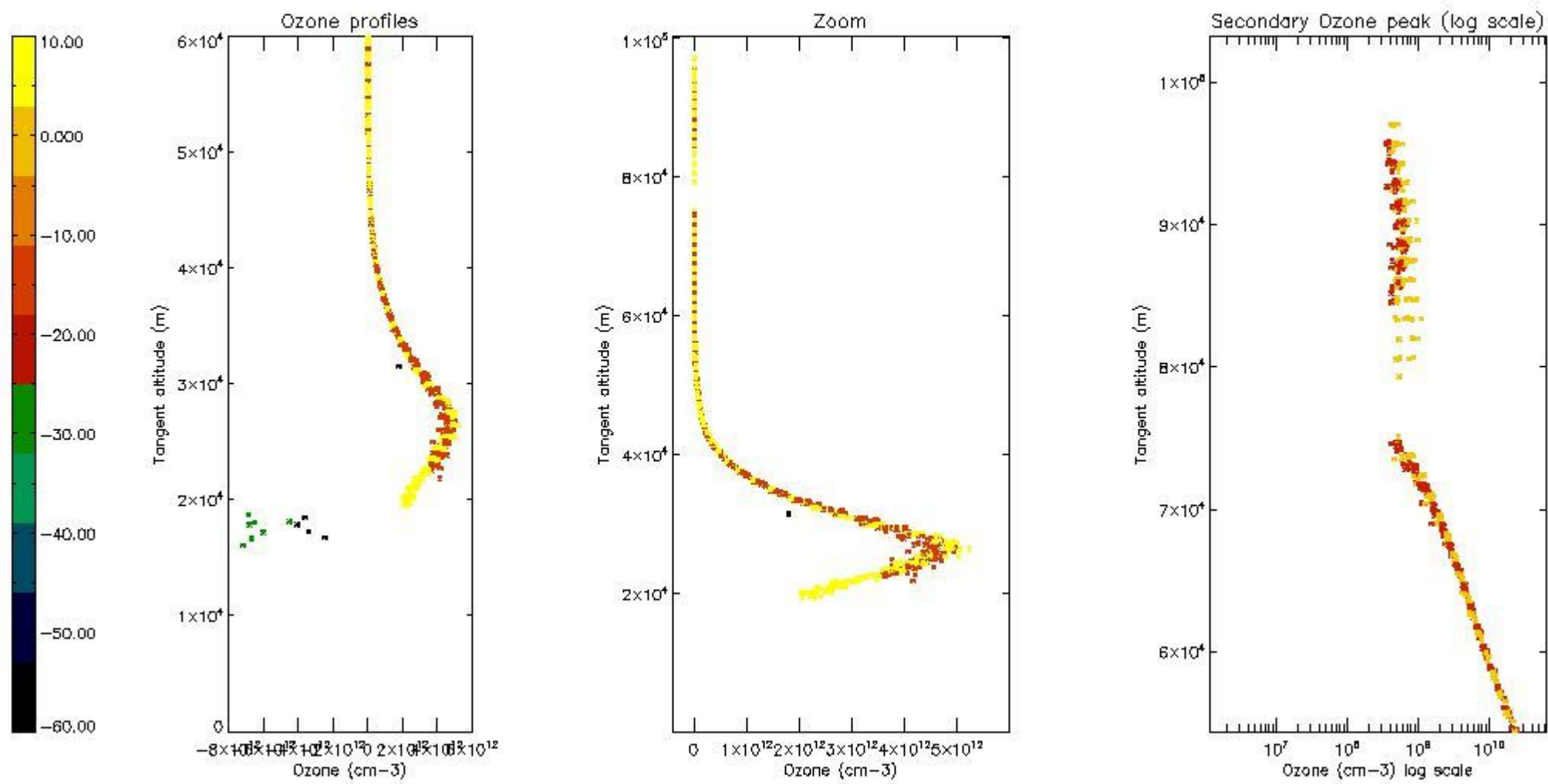
The colorbar represents the latitude.



*5.5 Plot ozone profiles where STD < 5% (dark without errors)*

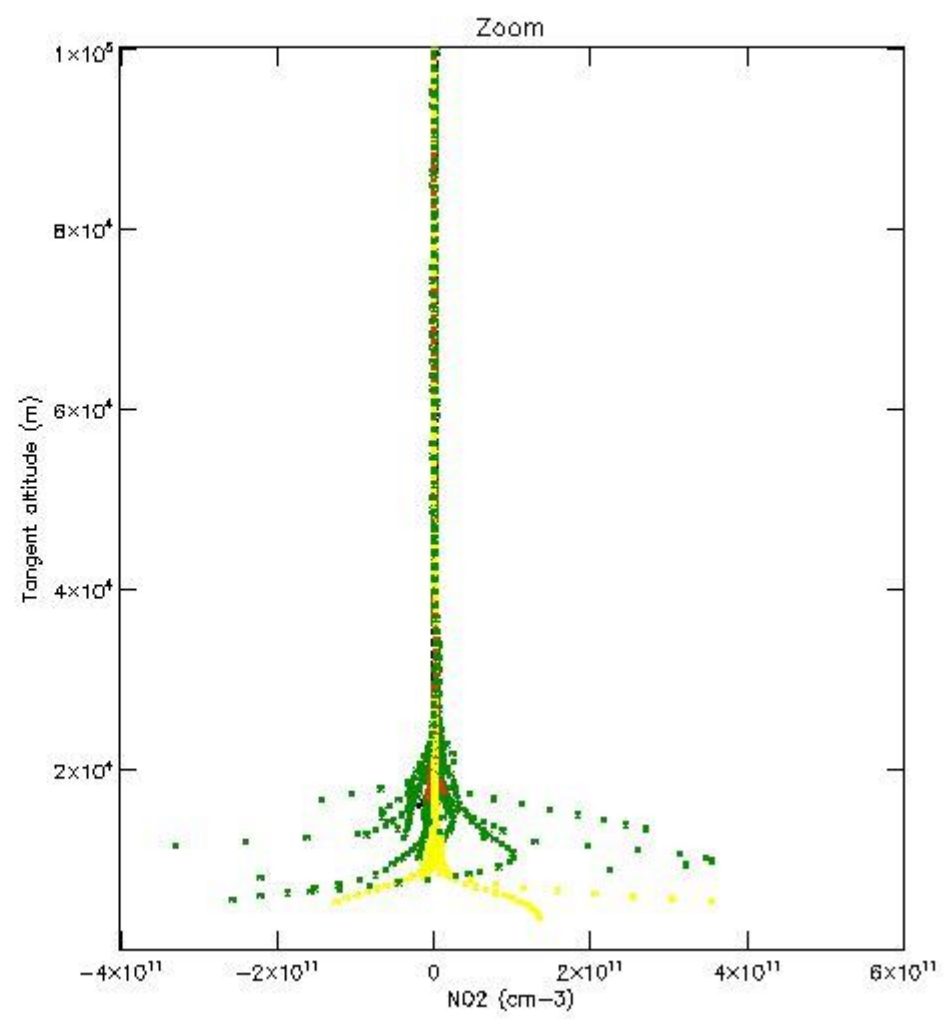
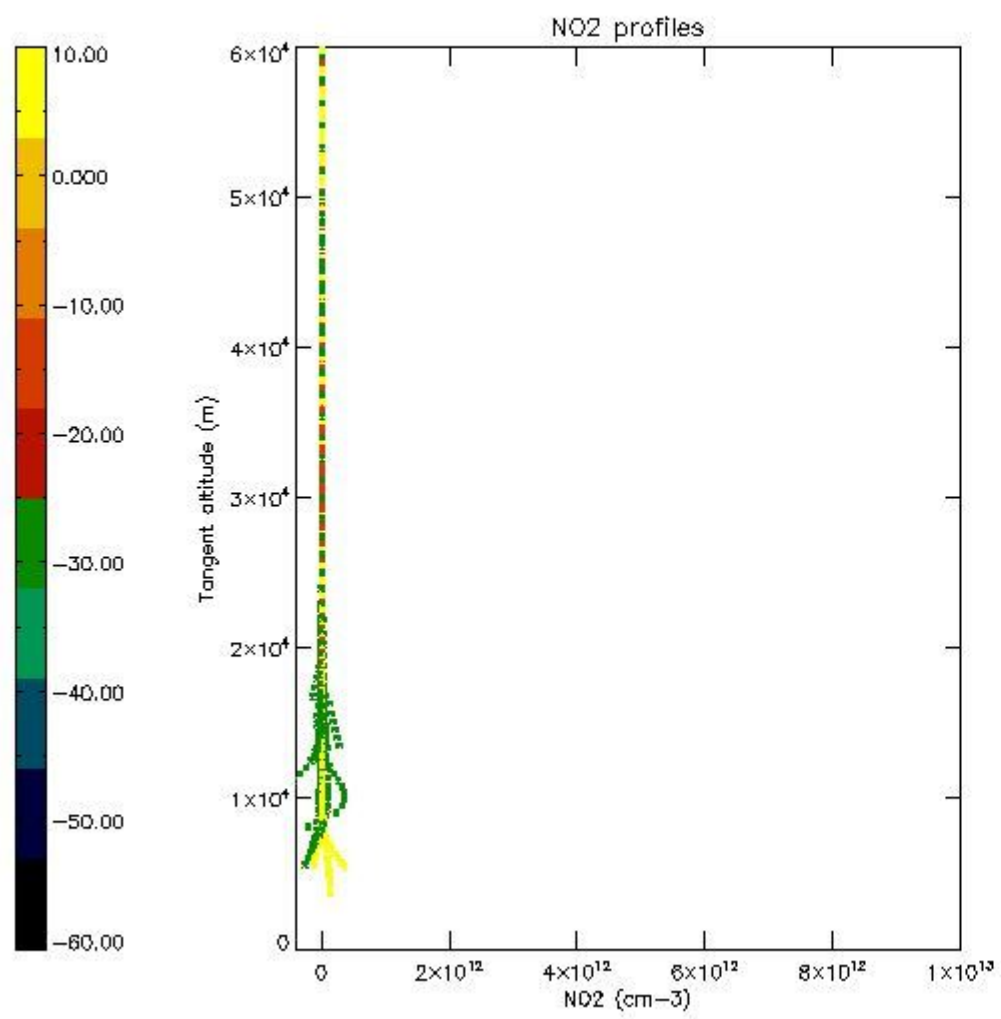
The colorbar represents the latitude.





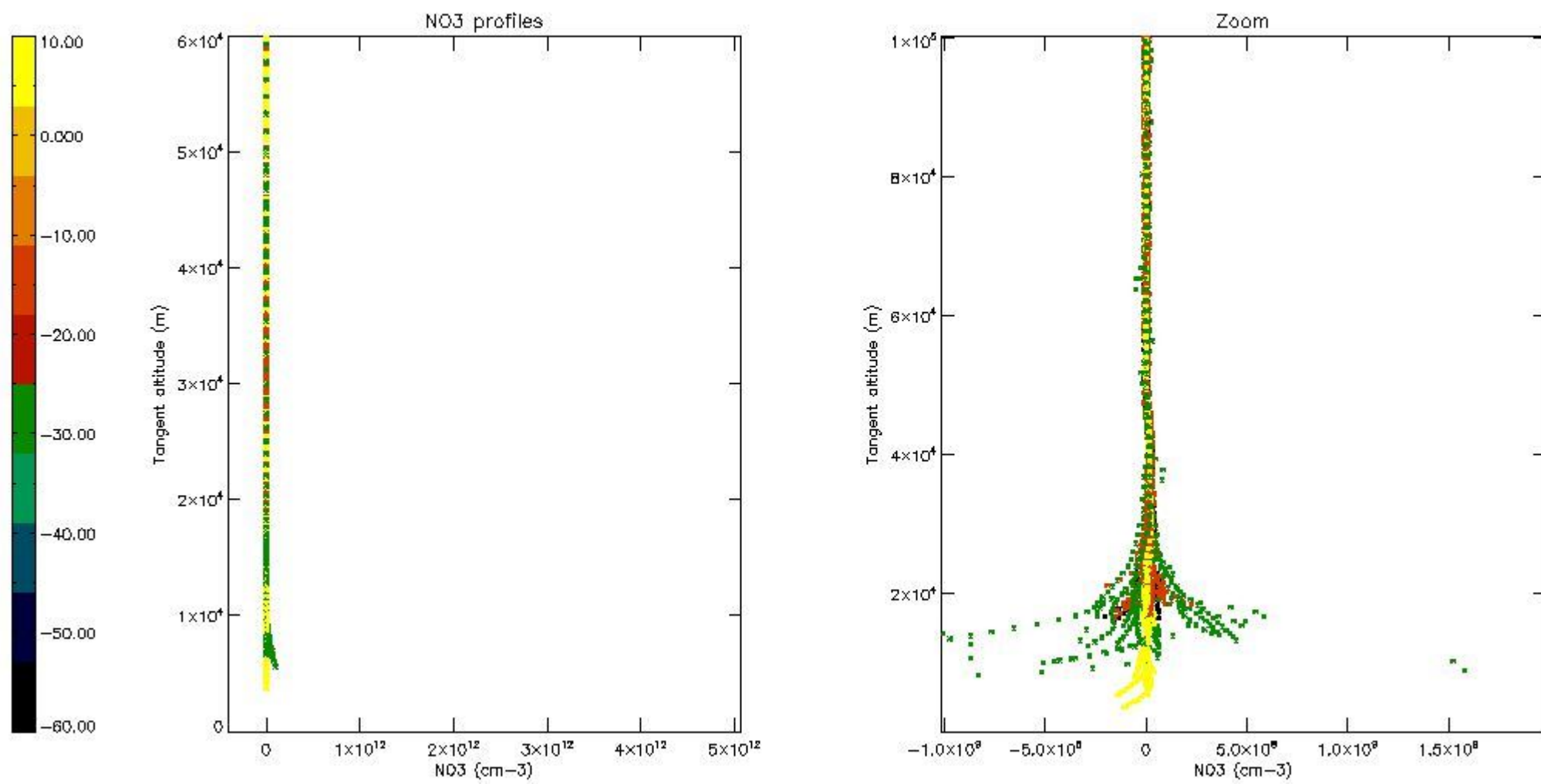
*5.6 Plot NO<sub>2</sub> profiles for all STD (dark without errors)*

The colorbar represents the latitude.



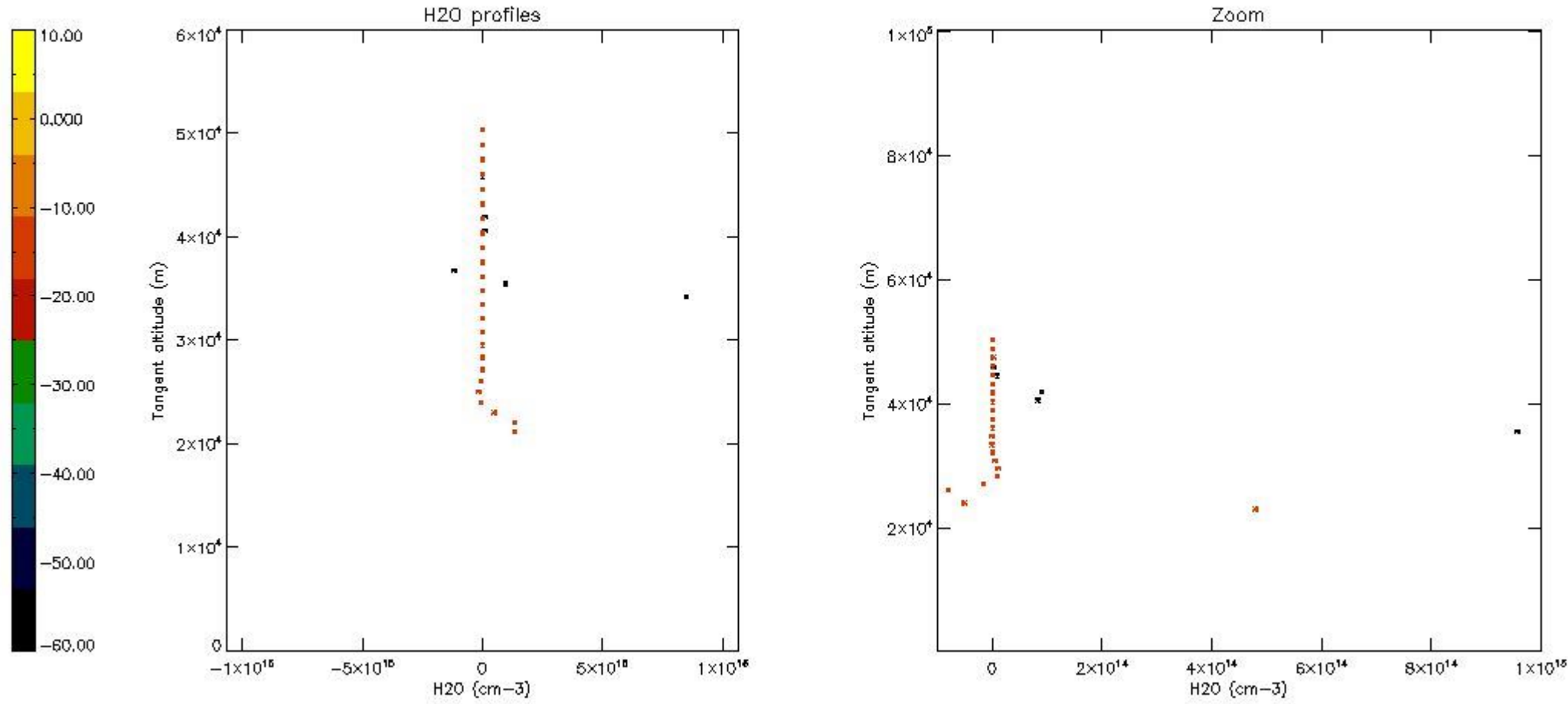
*5.7 Plot NO3 profiles for all STD (dark without errors)*

The colorbar represents the latitude.



5.8 Plot H2O profiles for all STD (only for occultations of stars 1,2,3,4,13,14,16,26,63 dark without errors)

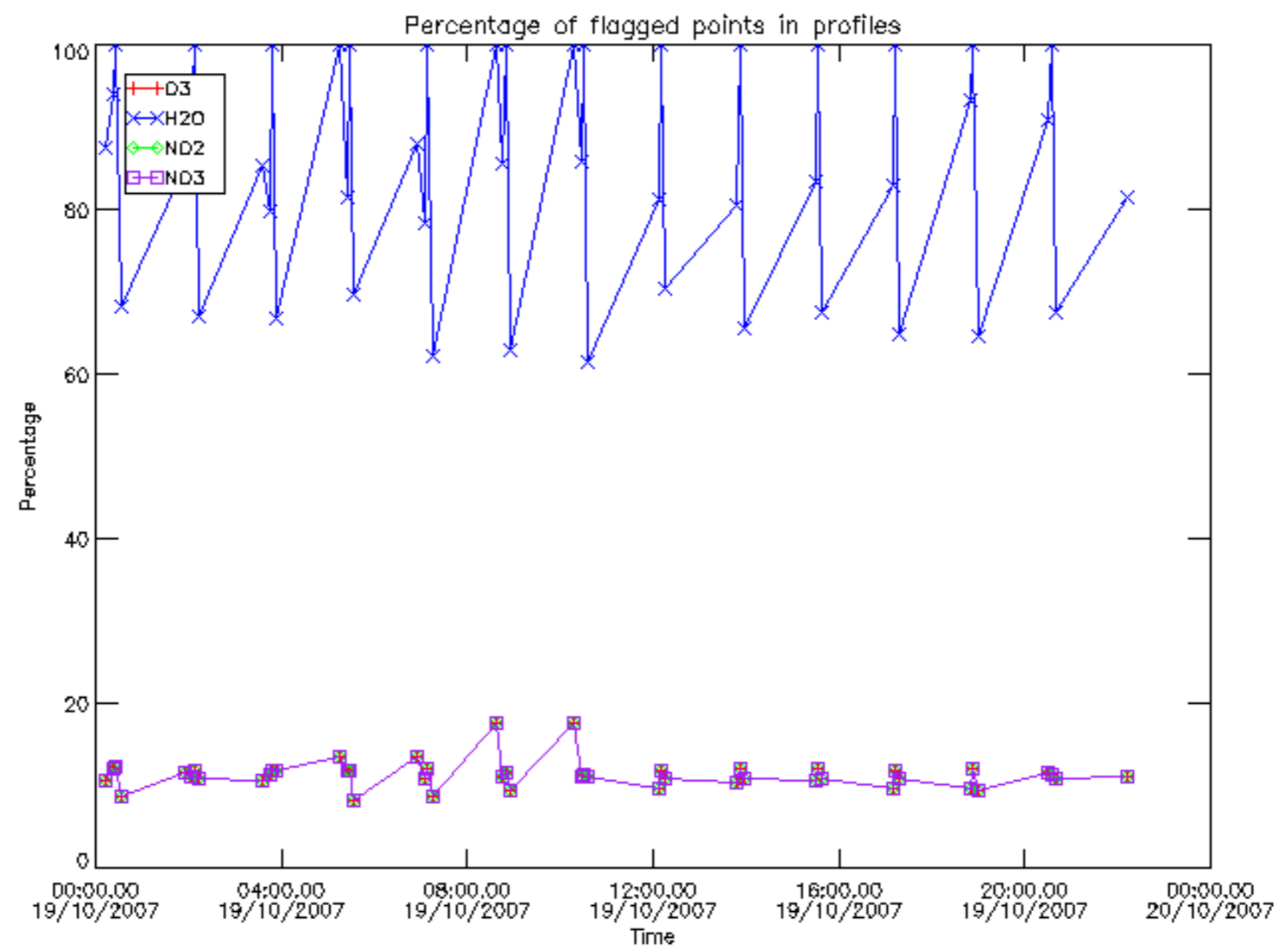
The colorbar represents the latitude.



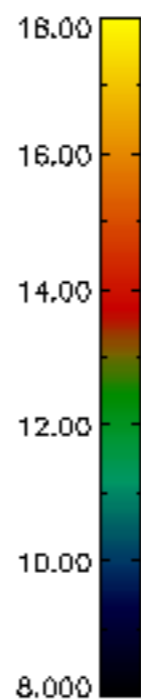
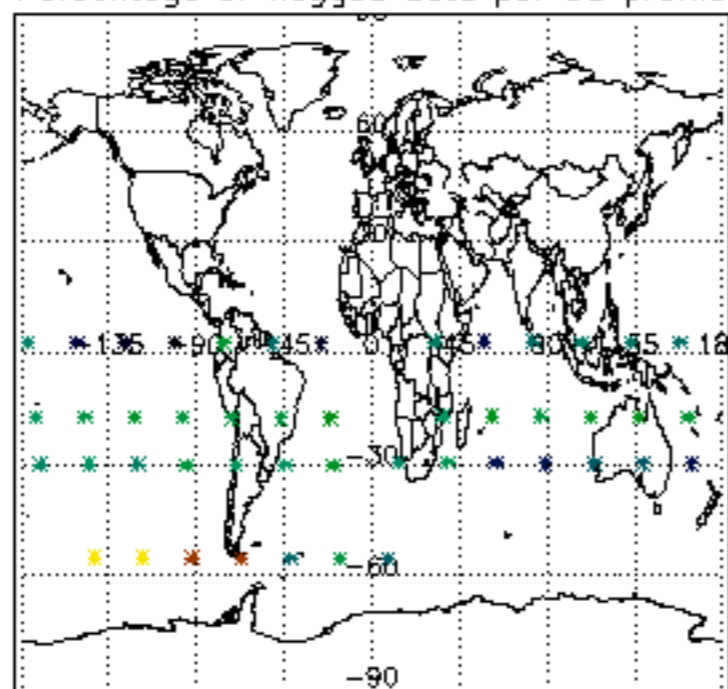
## 6. Auxiliary Data Files used for the production reported in section 2

The number reported in the third column indicates since which file (see list in section 2) the corresponding auxiliary file has been used. The fourth column is the date of those product files.

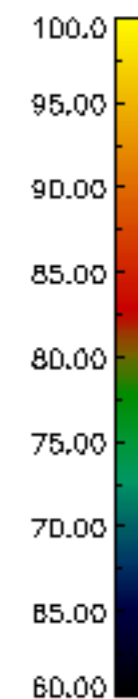
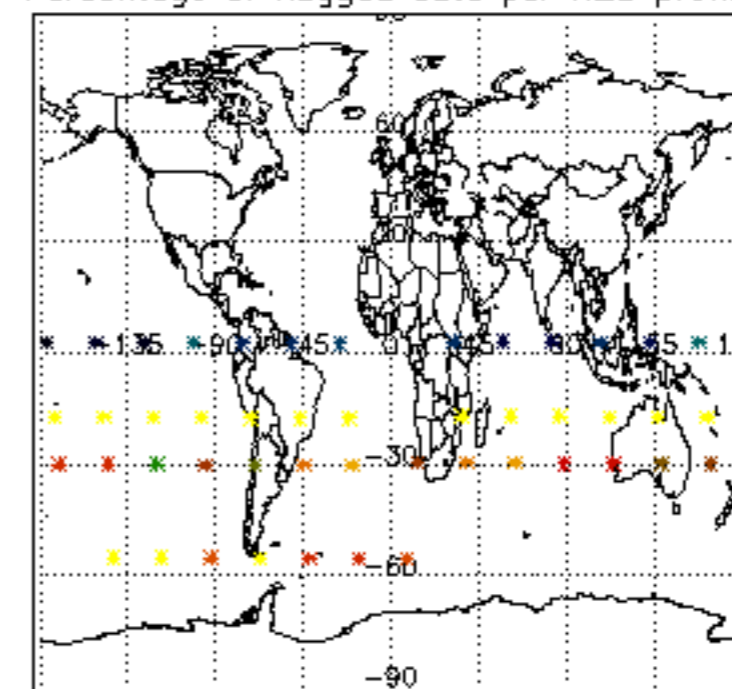
Type	Auxiliary Filename	Used since product	Used since product date
INST_PHYS_CHARACTERISTICS	GOM_INS_AXVIEC20091111_143220_20030716_120000_20500101_000000	1	19-OCT-2007 00:03:38
LEVEL-2_PROC_CONFIG	GOM_PR2_AXVIEC20091111_152718_20020301_000000_20500101_000000	1	19-OCT-2007 00:03:38
CROSS_SECTIONS_FILE	GOM_CR2_AXVIEC20091111_154832_20020301_000000_20500101_000000	1	19-OCT-2007 00:03:38



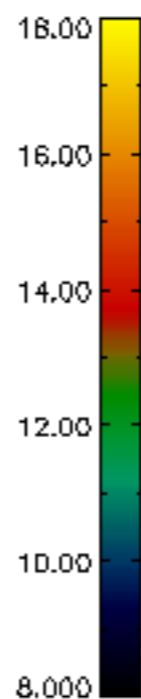
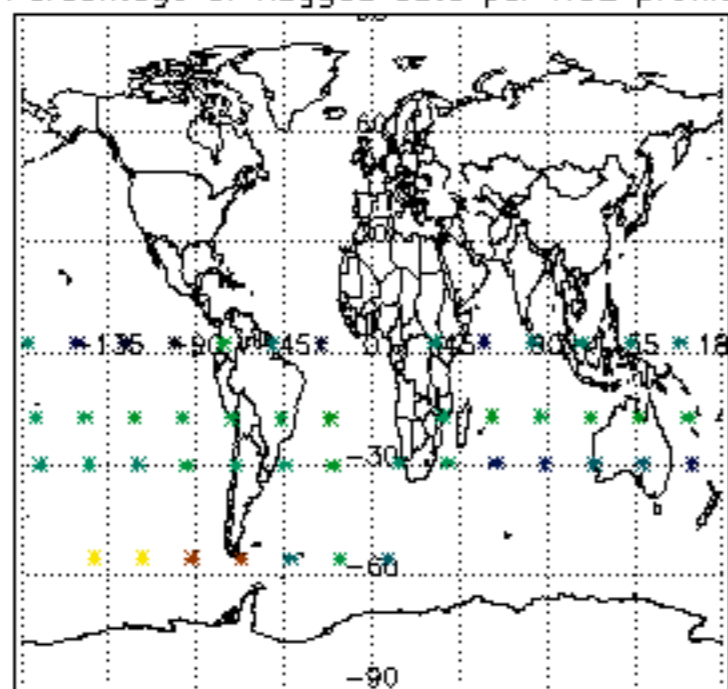
Percentage of flagged data per D3 profile



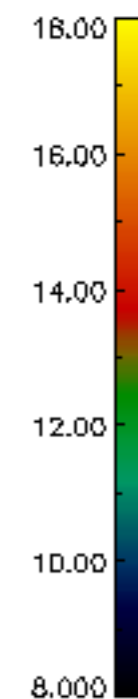
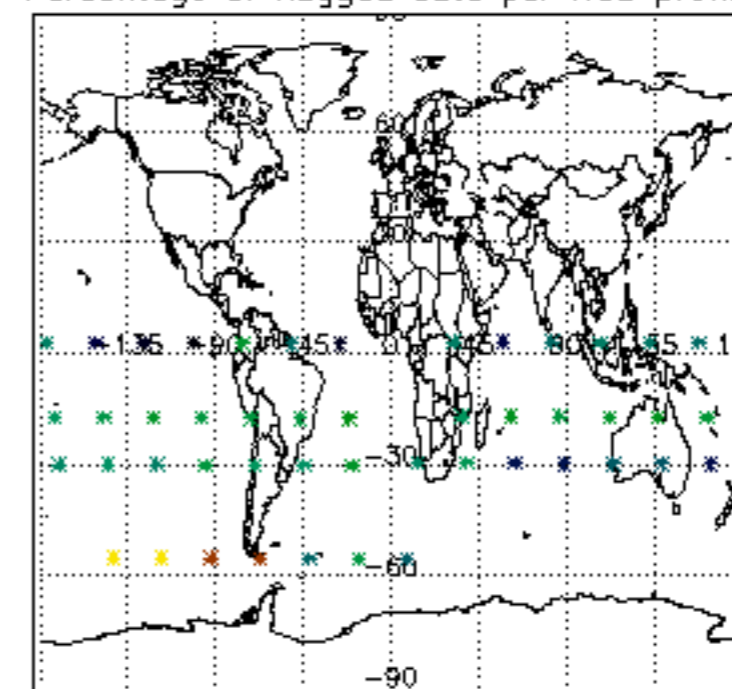
Percentage of flagged data per H2O profile

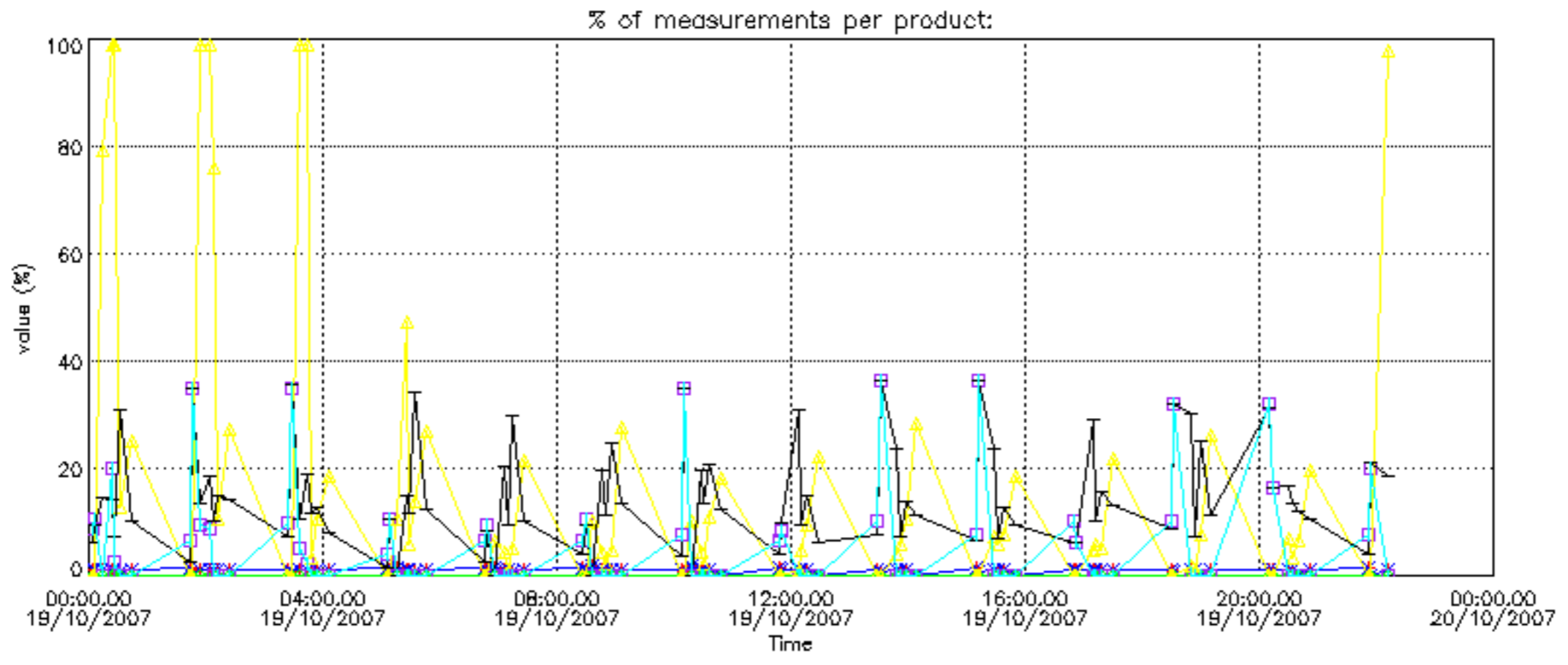


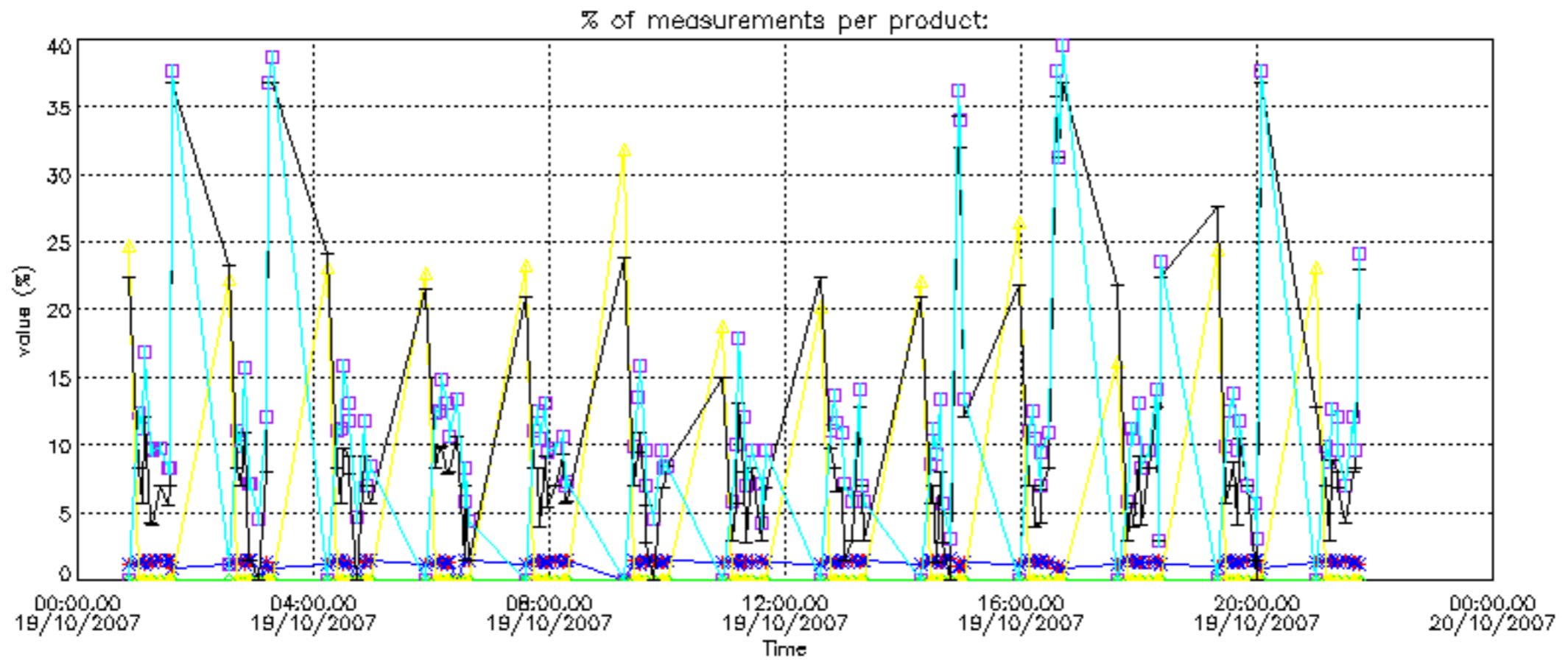
Percentage of flagged data per NO2 profile



Percentage of flagged data per NO3 profile

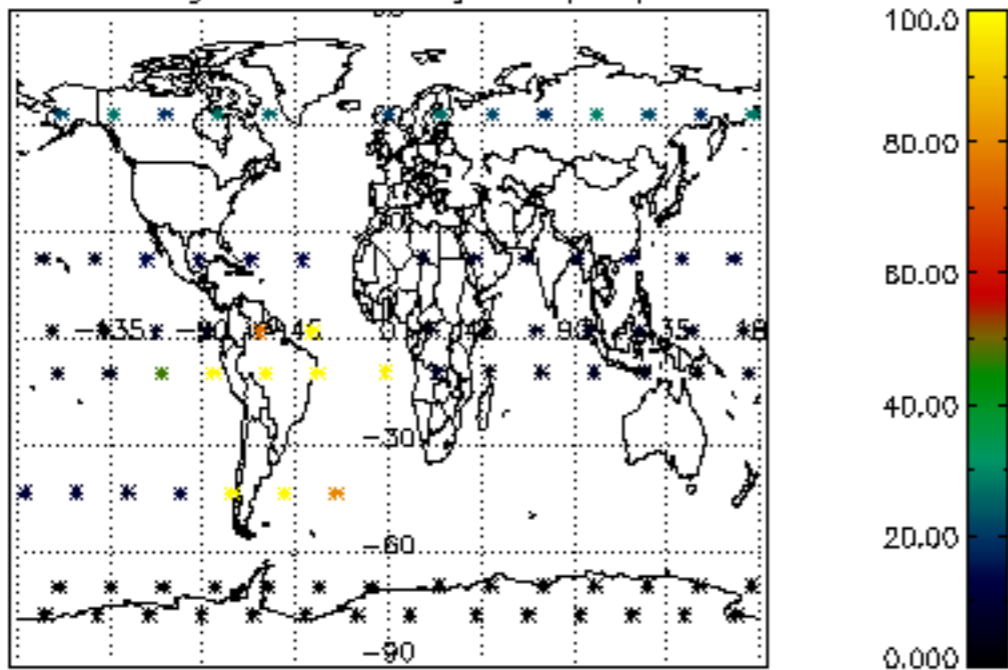




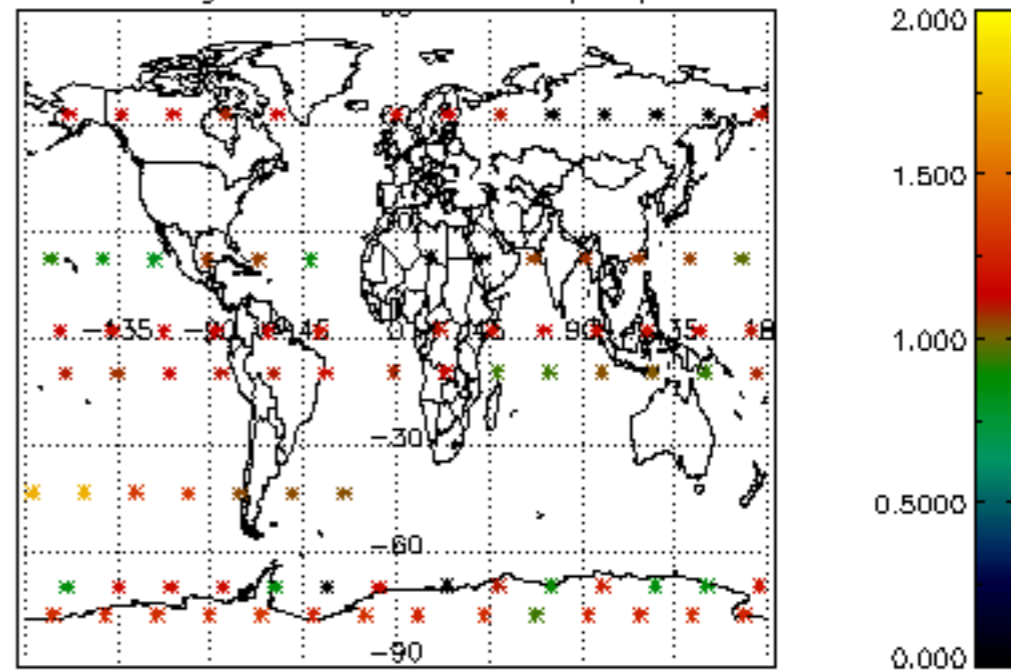




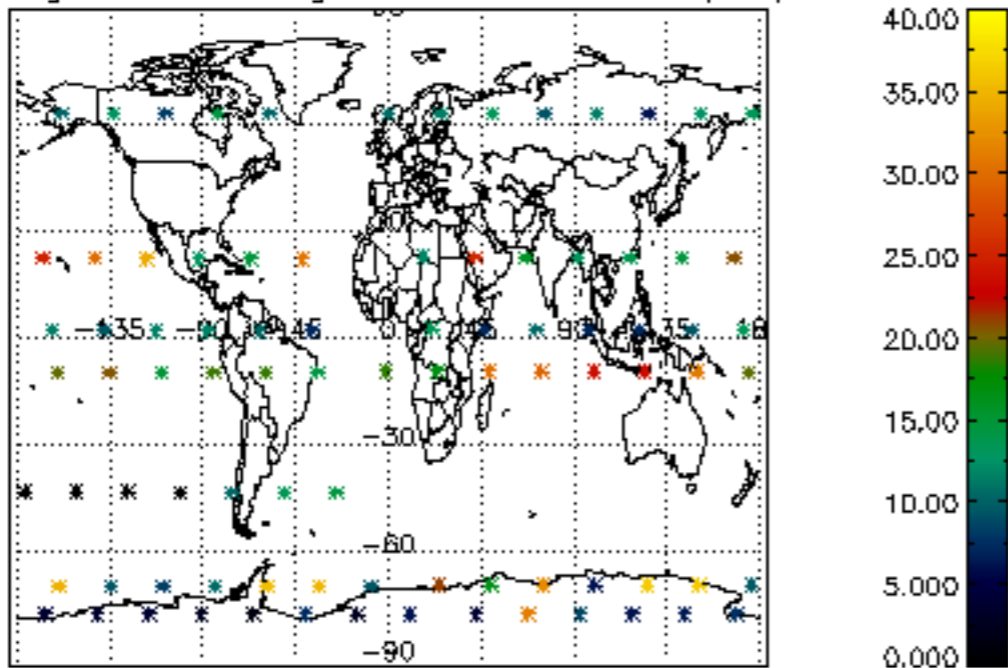
Percentage of cosmic ray hits per profile



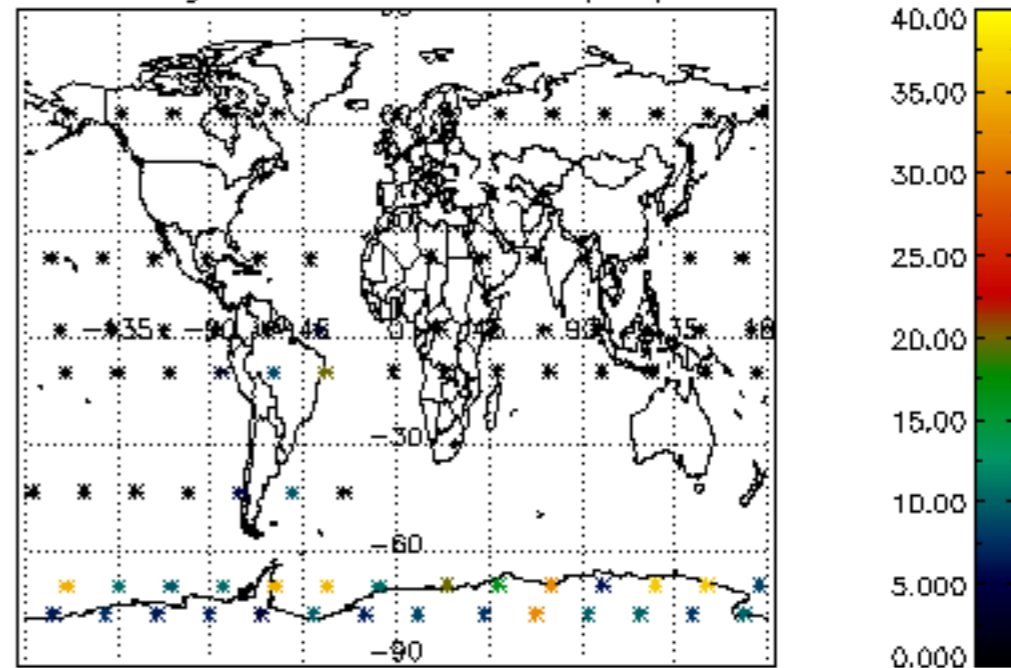
Percentage of datation errors per profile



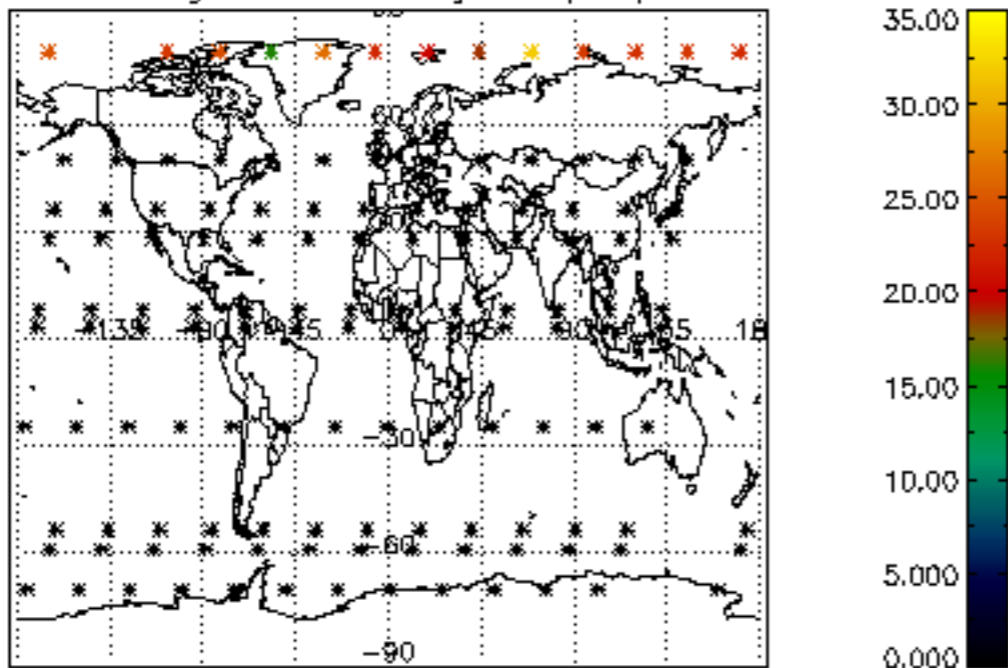
Percentage of star falling outside central band per profile



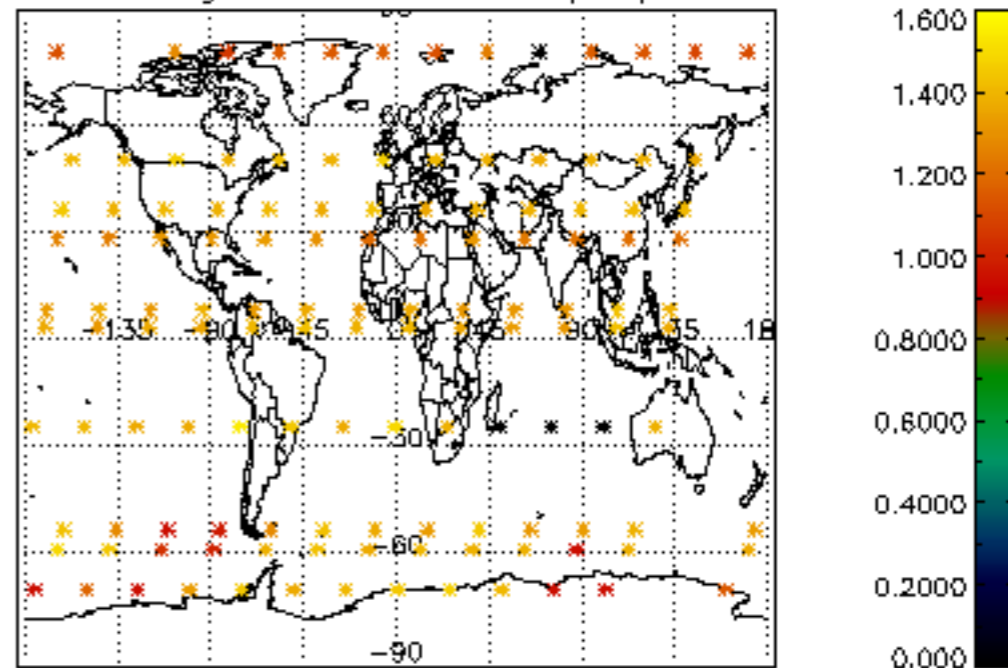
Percentage of saturation errors per profile



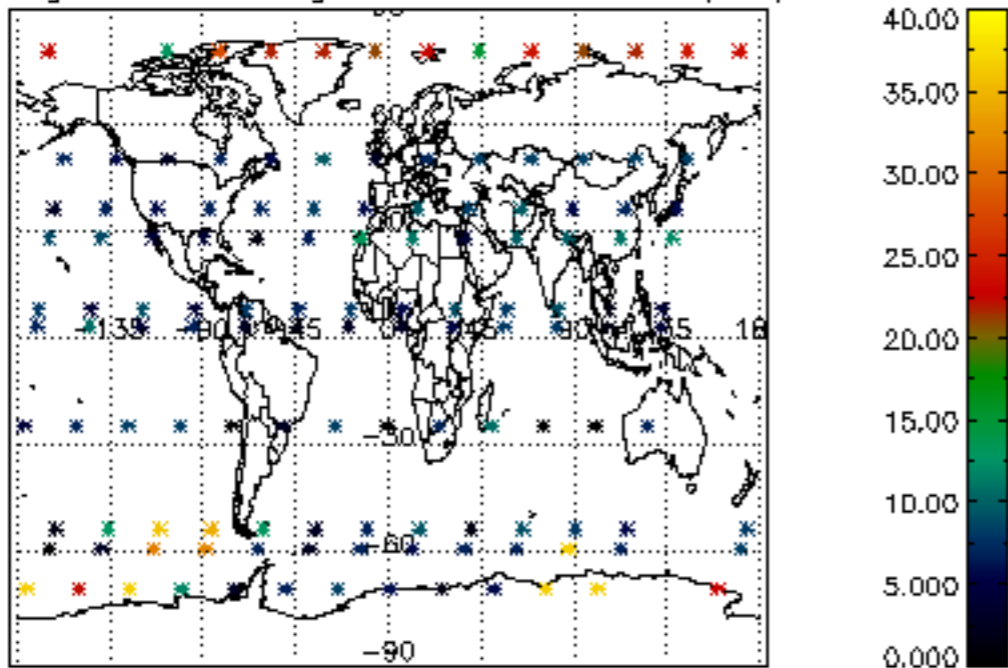
Percentage of cosmic ray hits per profile



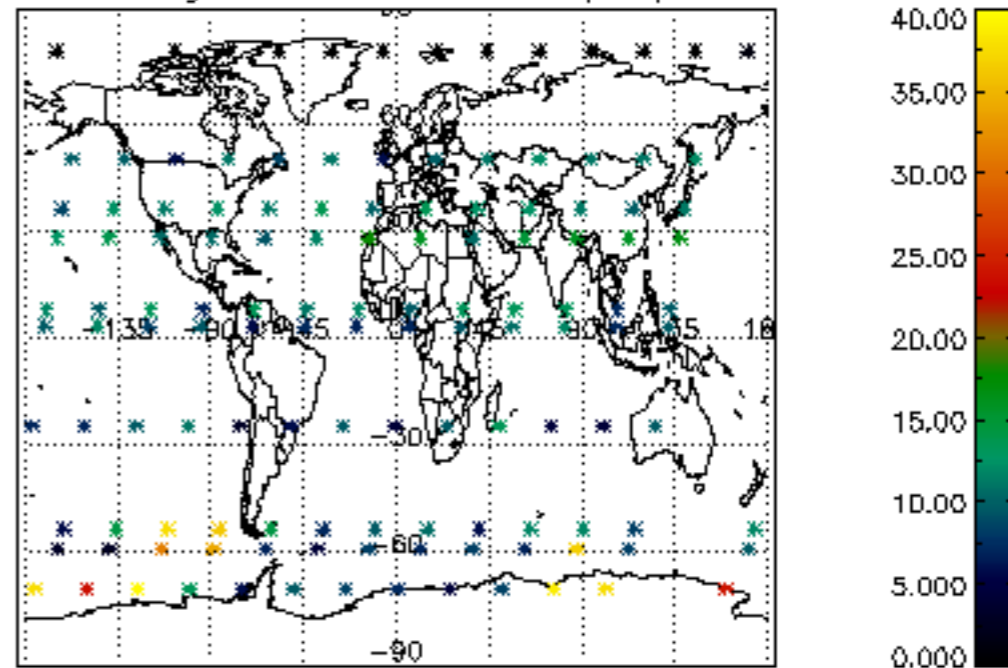
Percentage of datation errors per profile

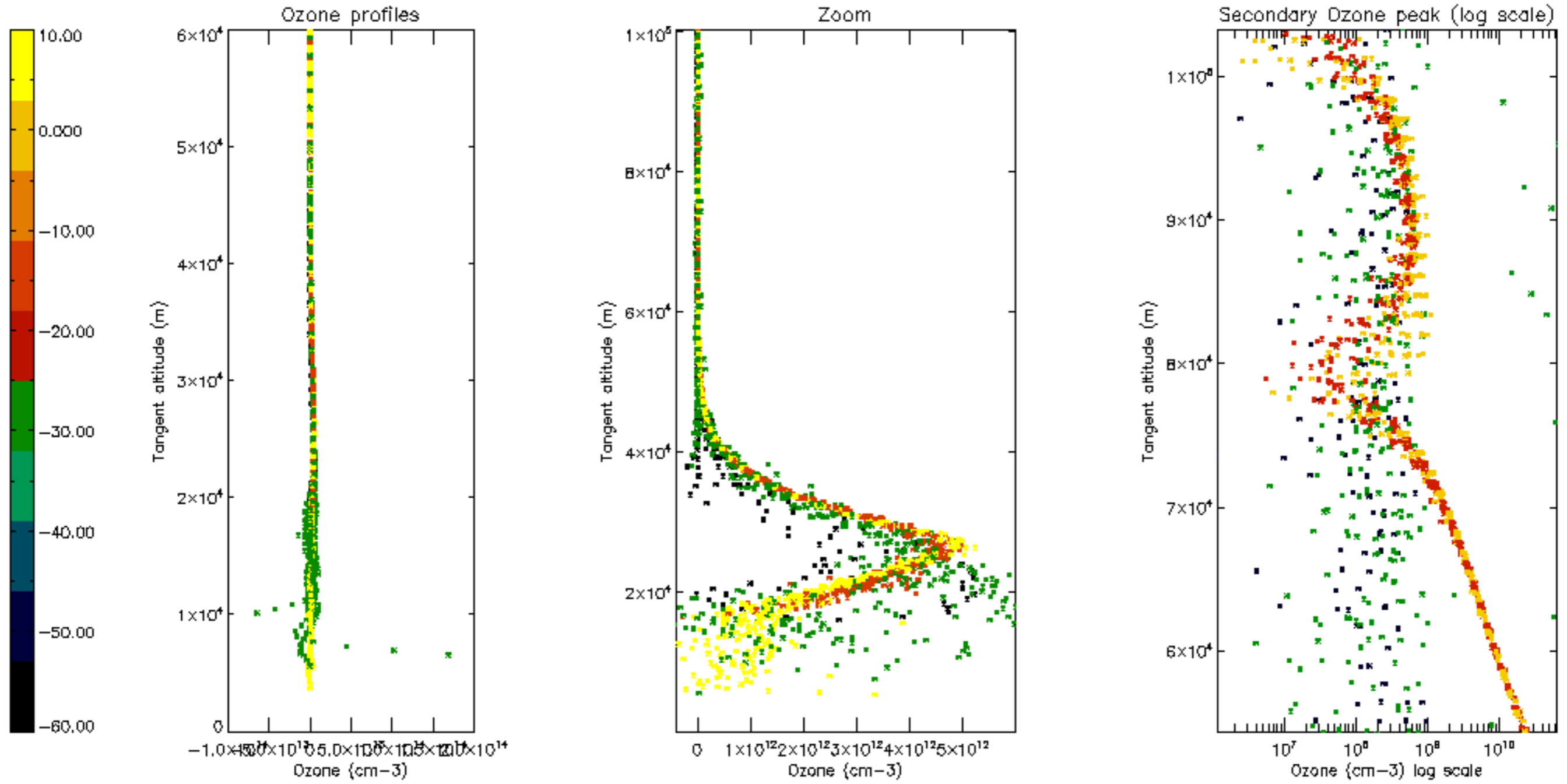


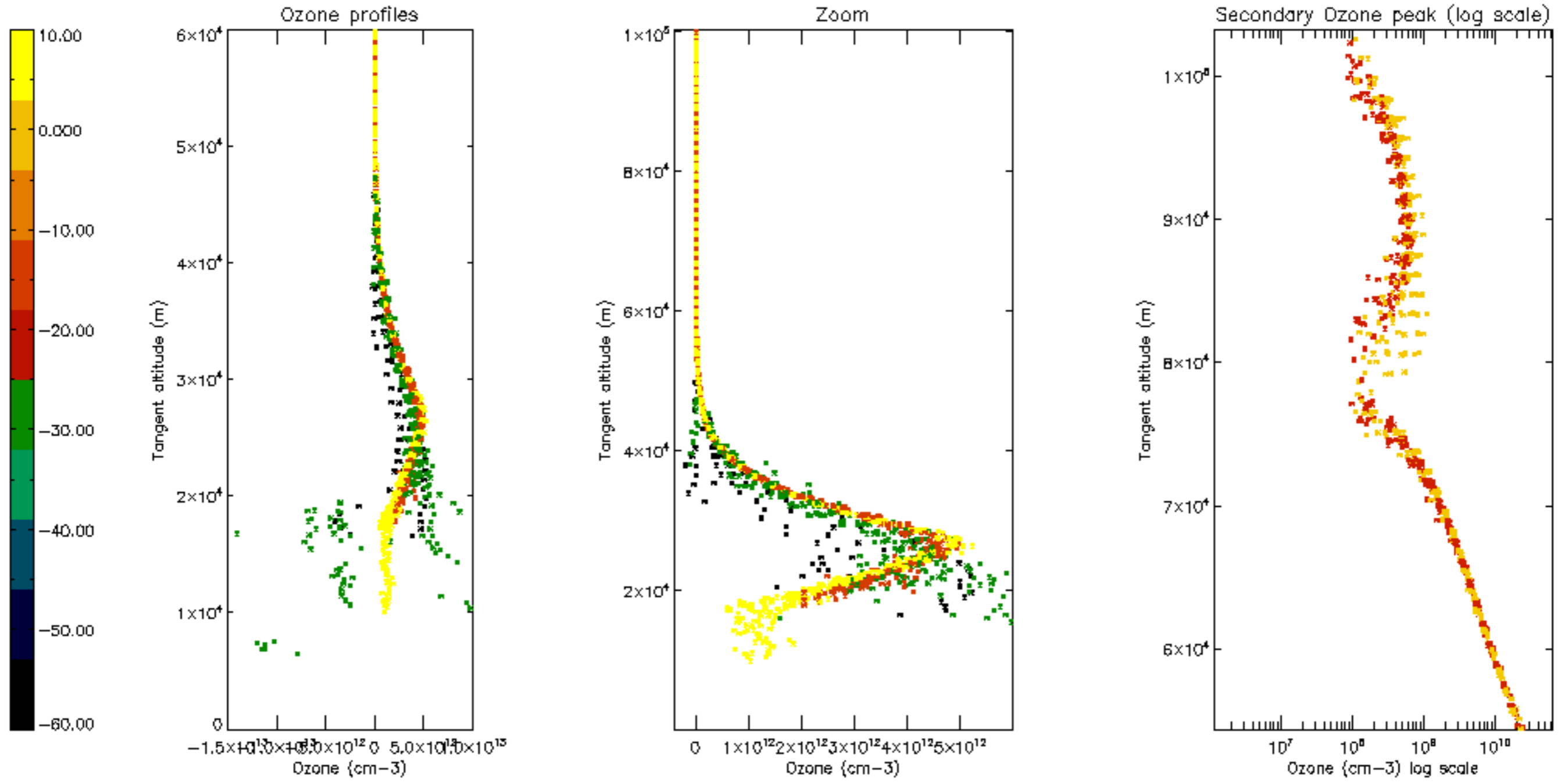
Percentage of star falling outside central band per profile

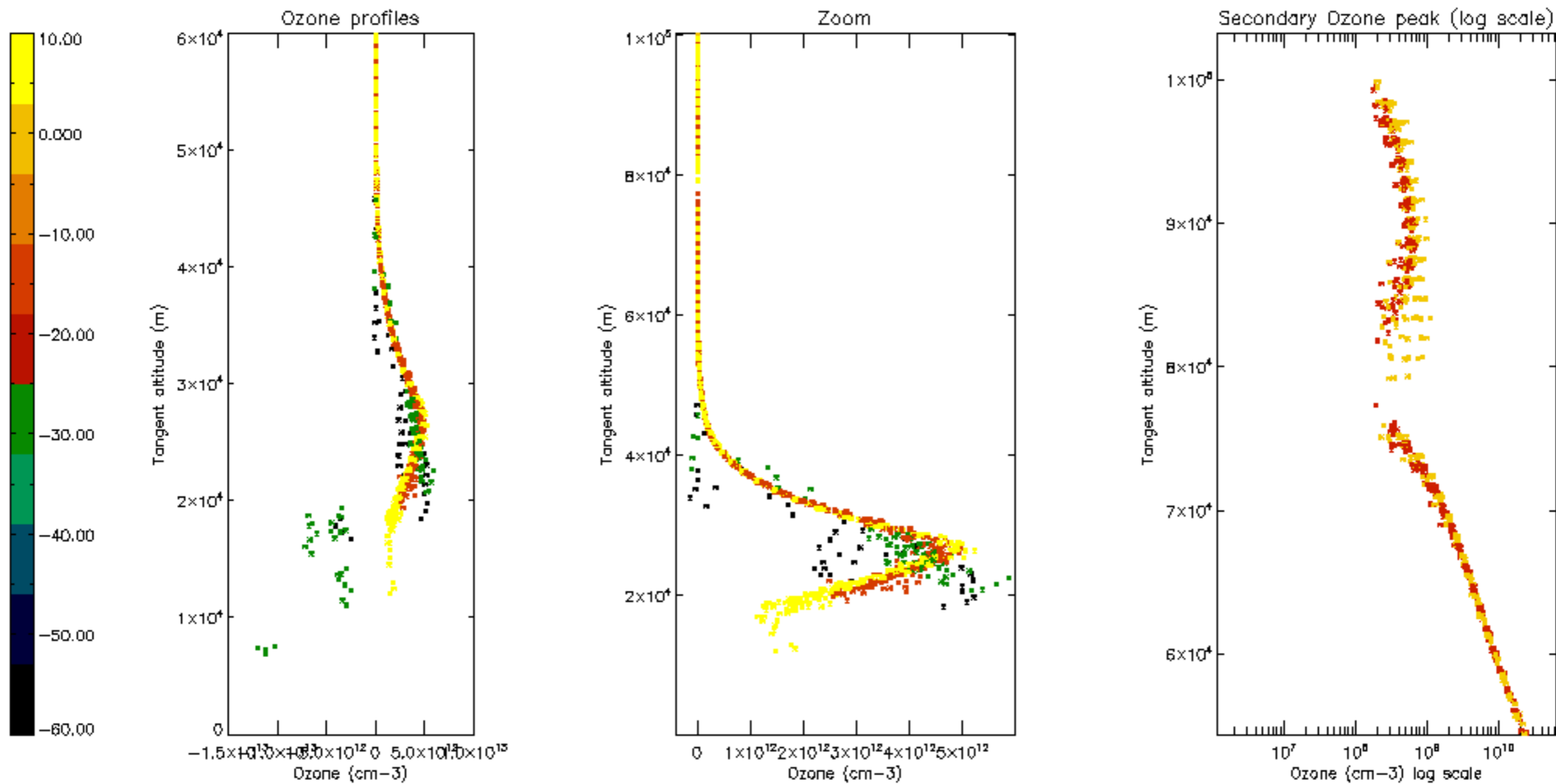


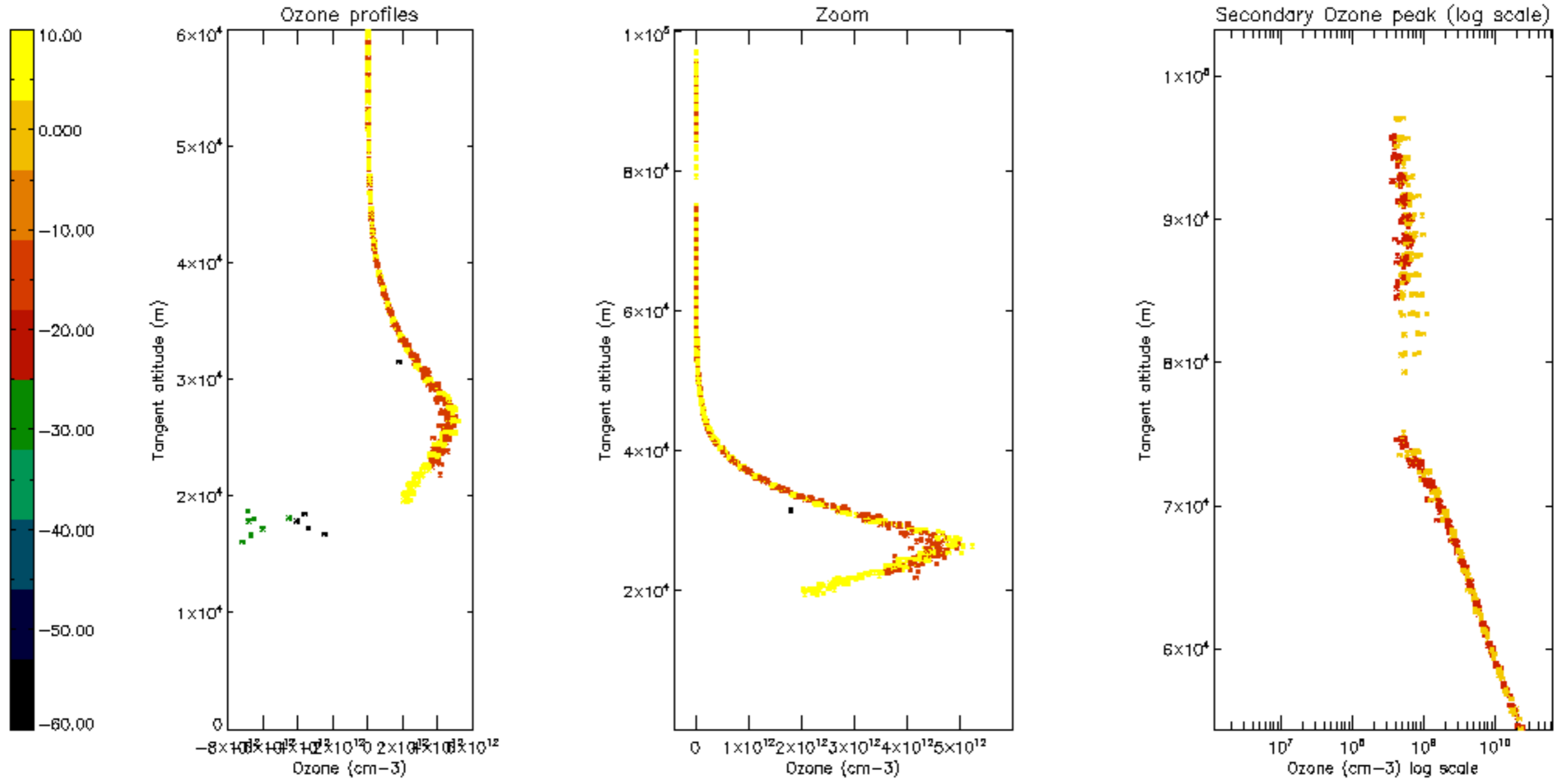
Percentage of saturation errors per profile

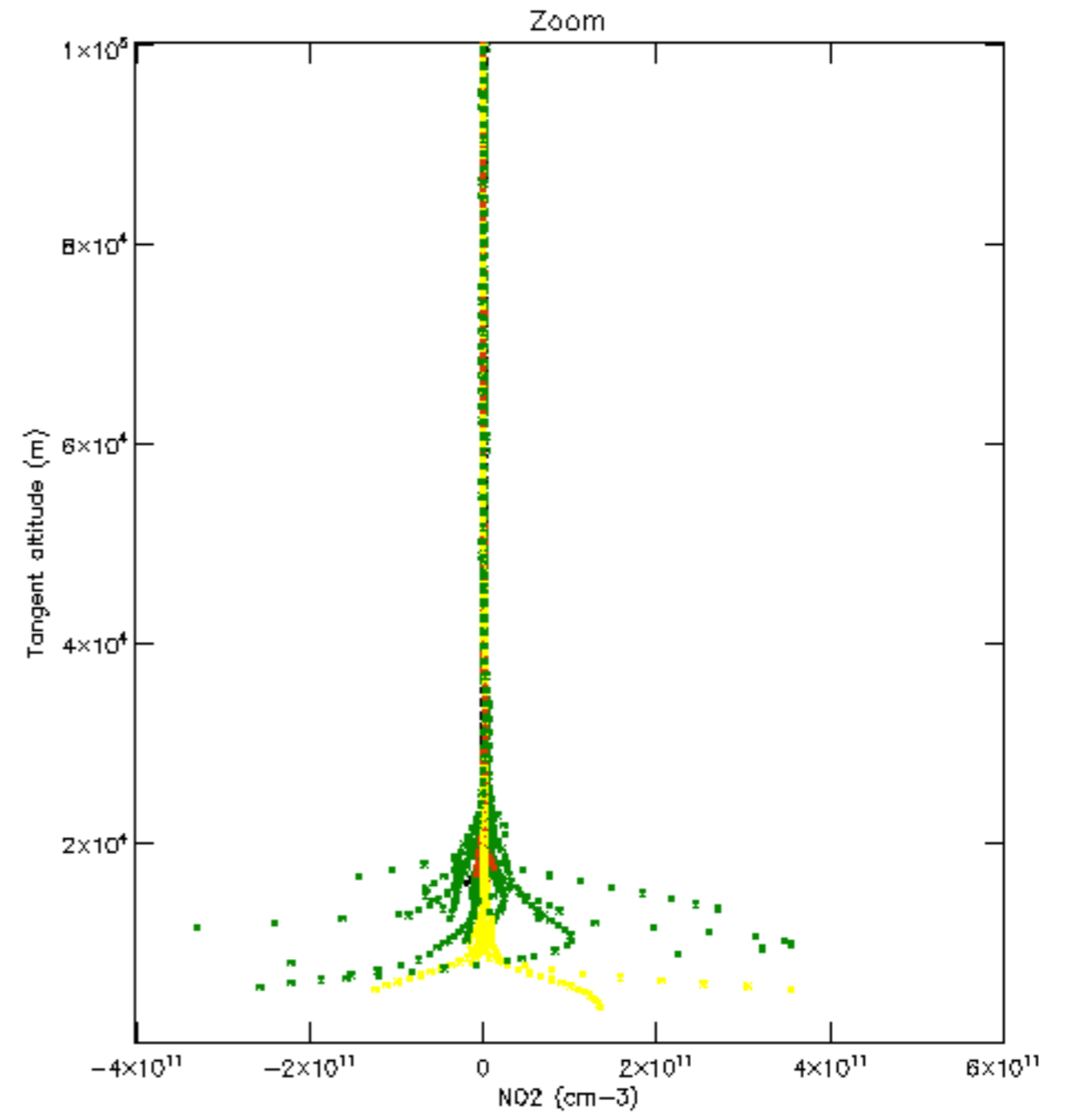
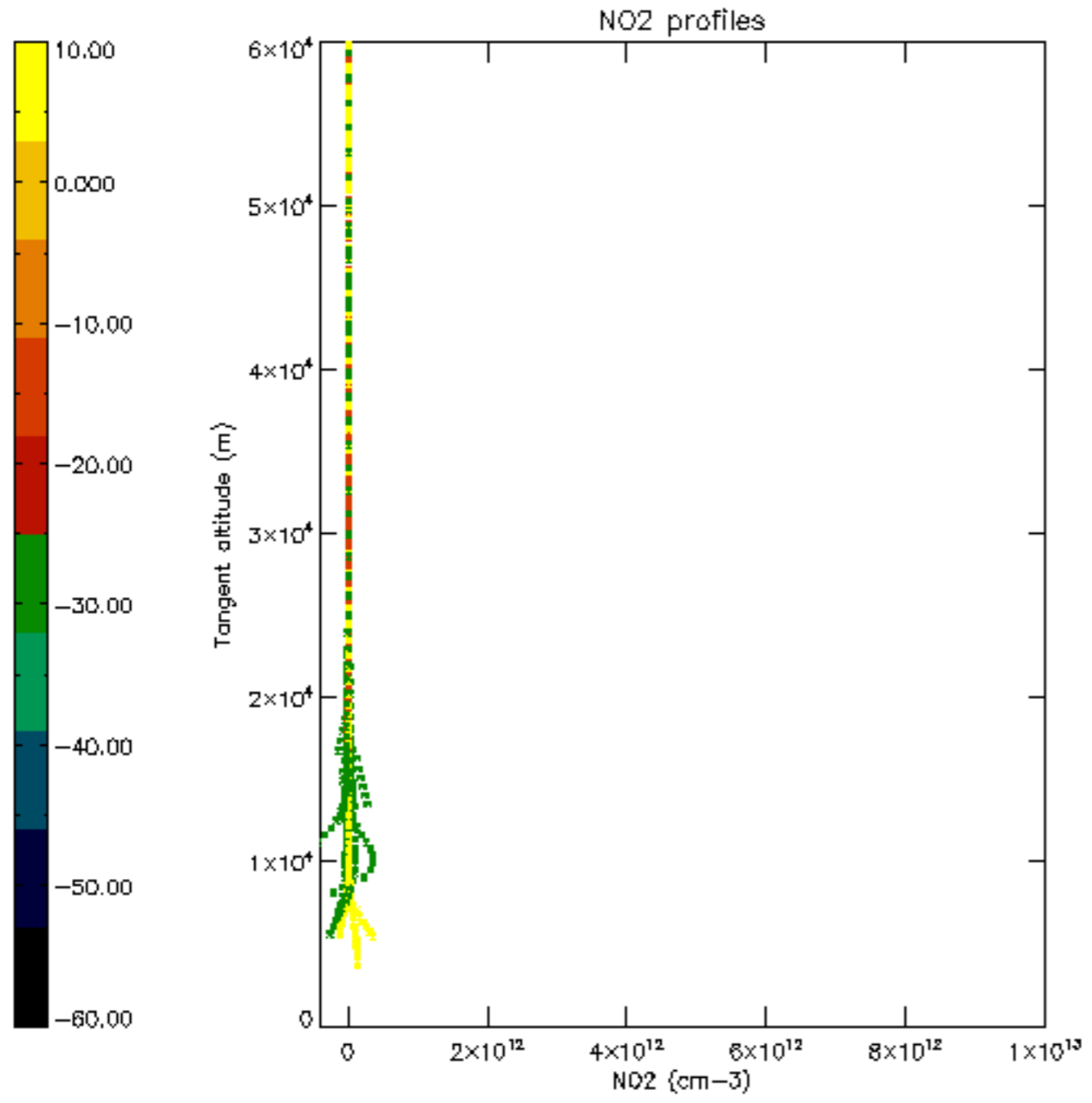


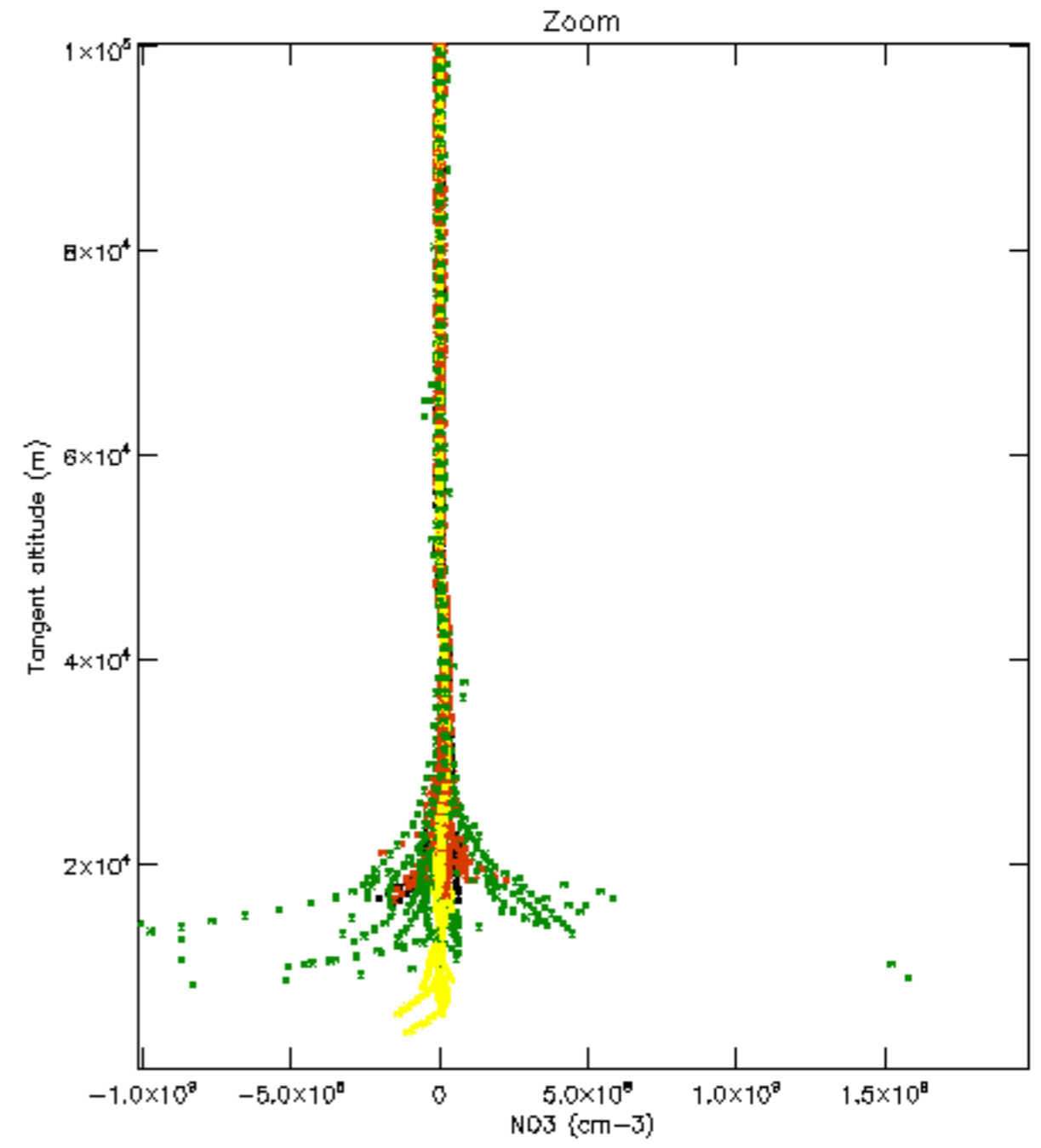
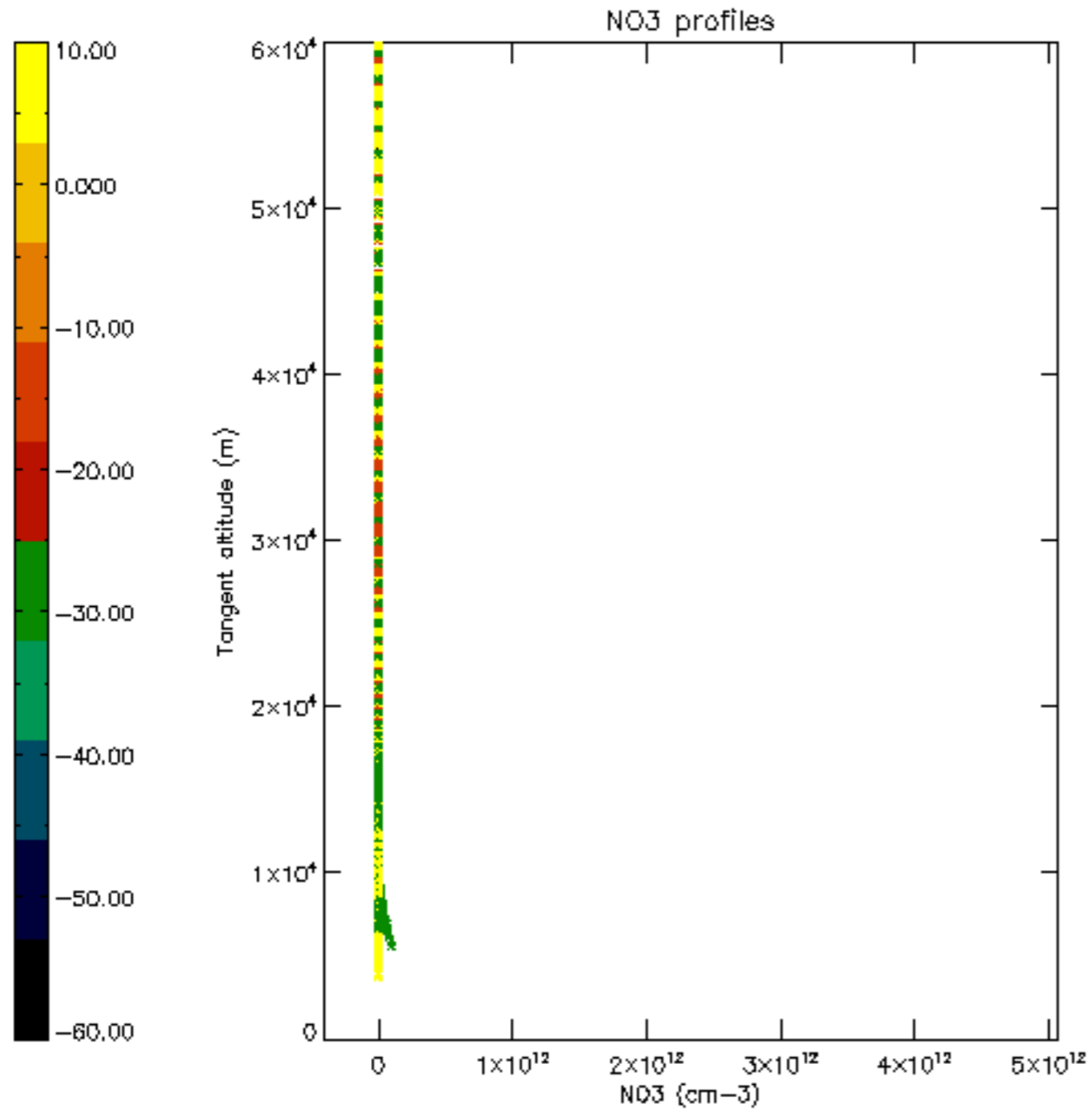




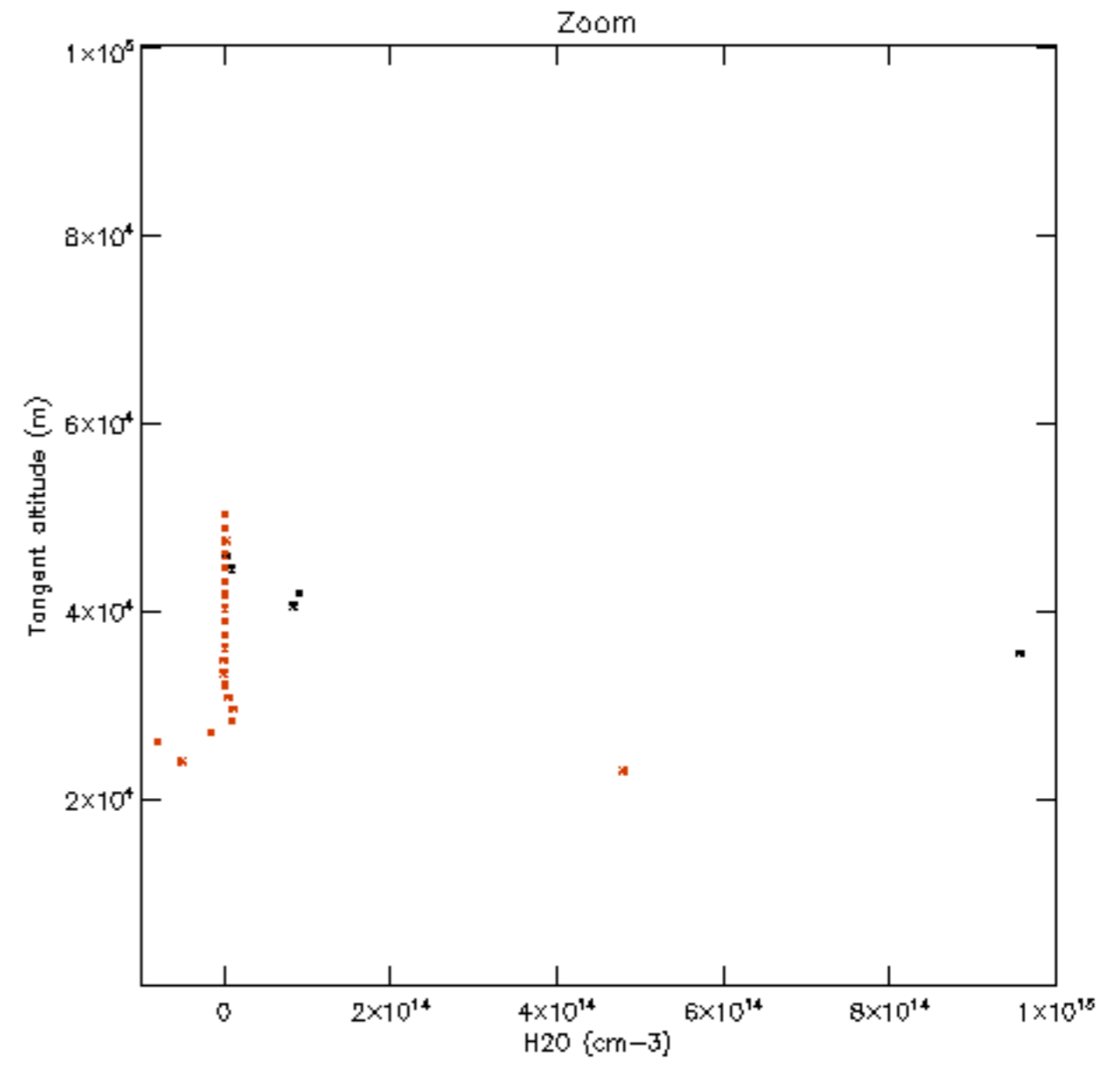
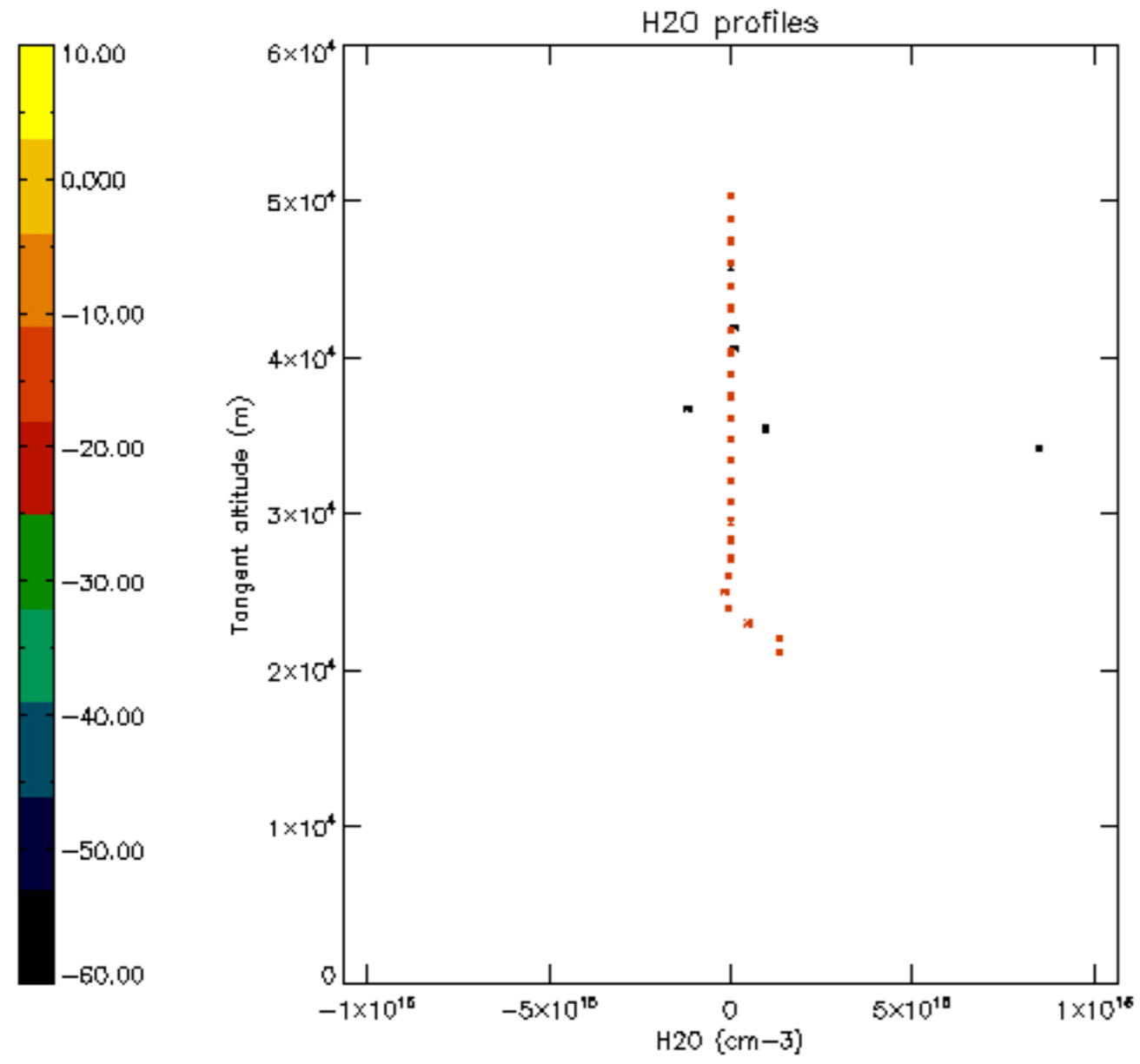


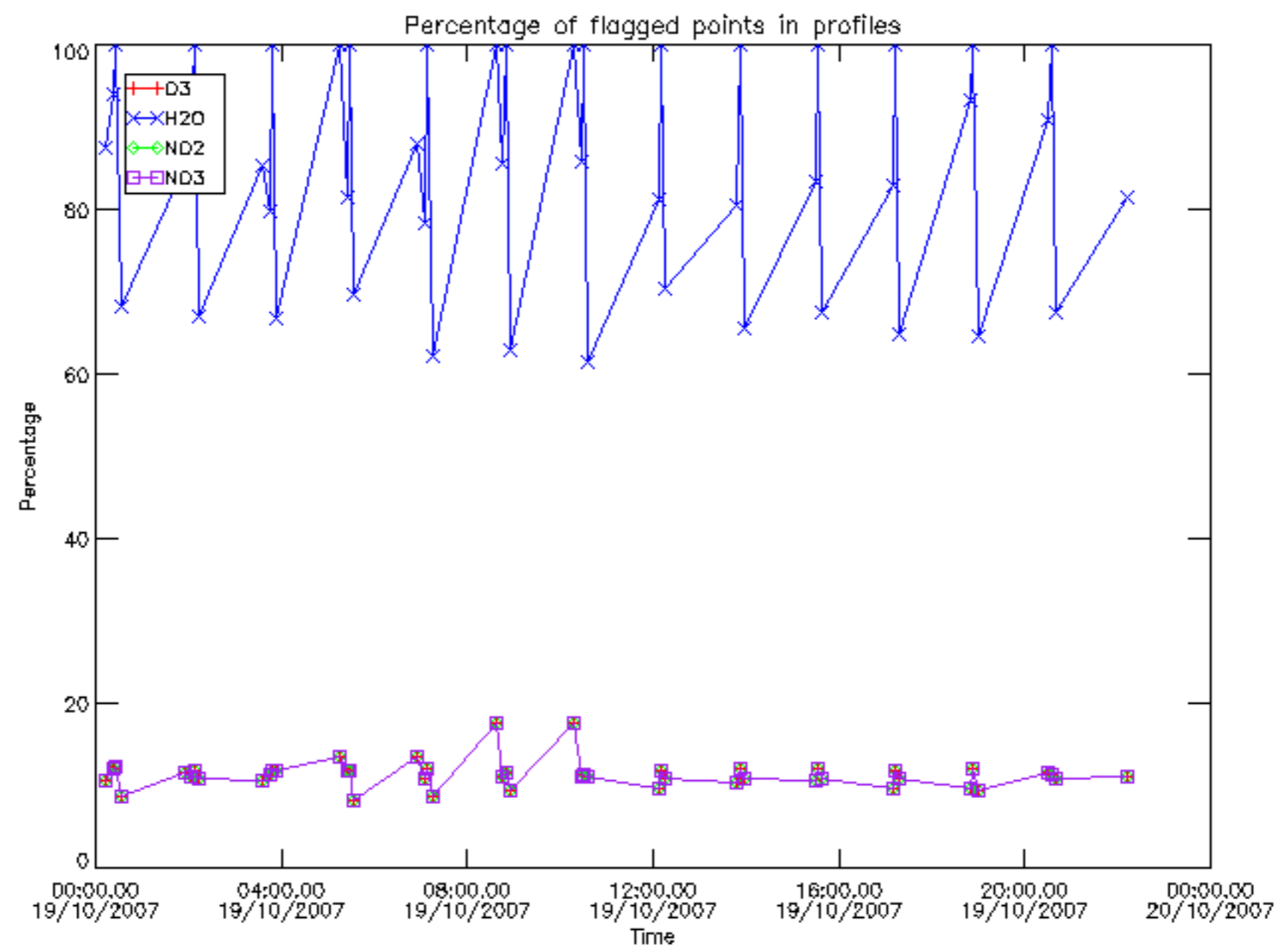




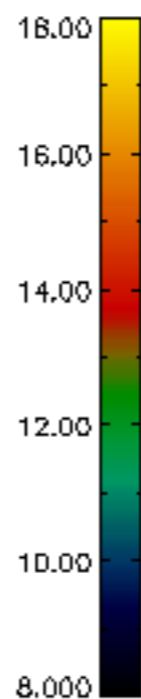
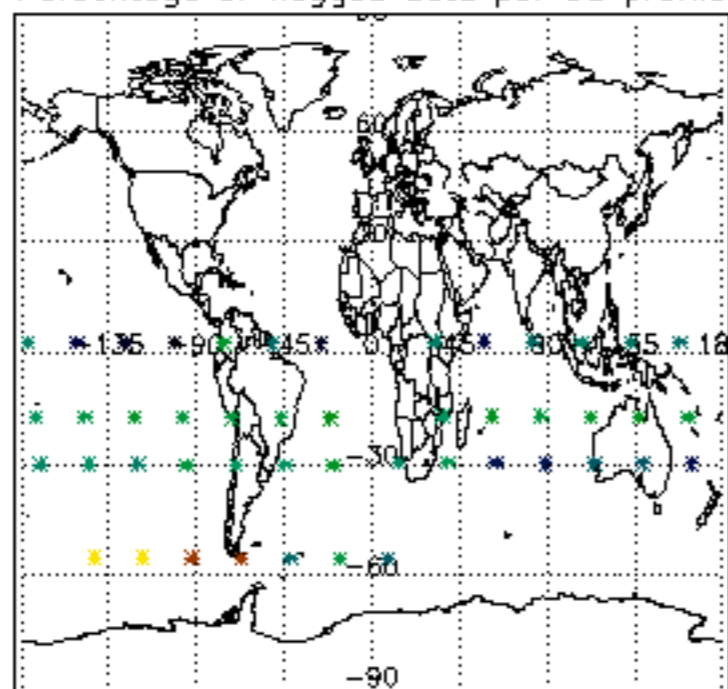




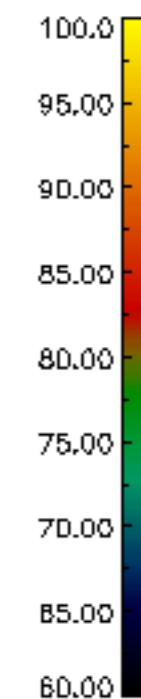
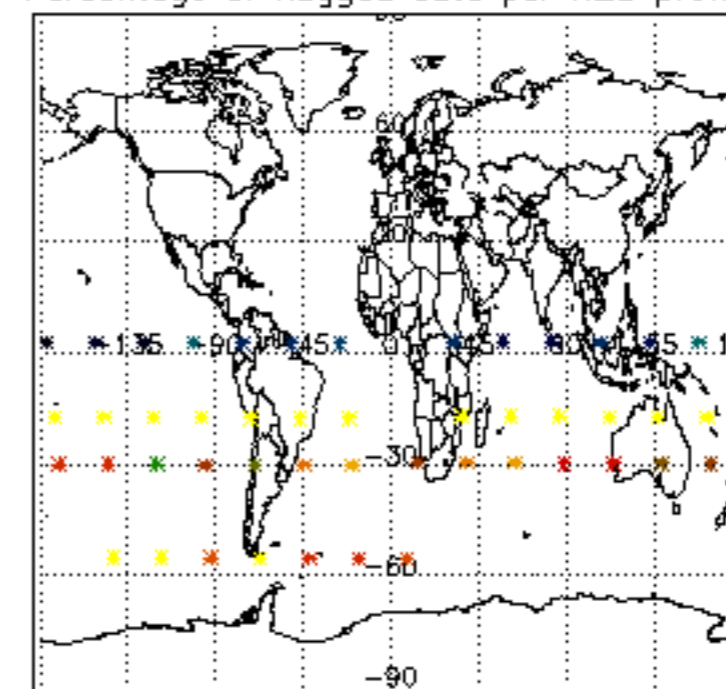




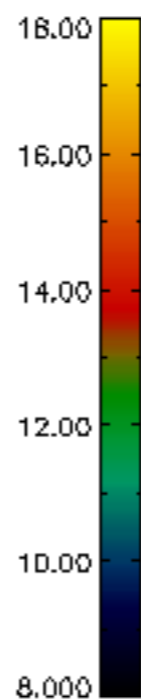
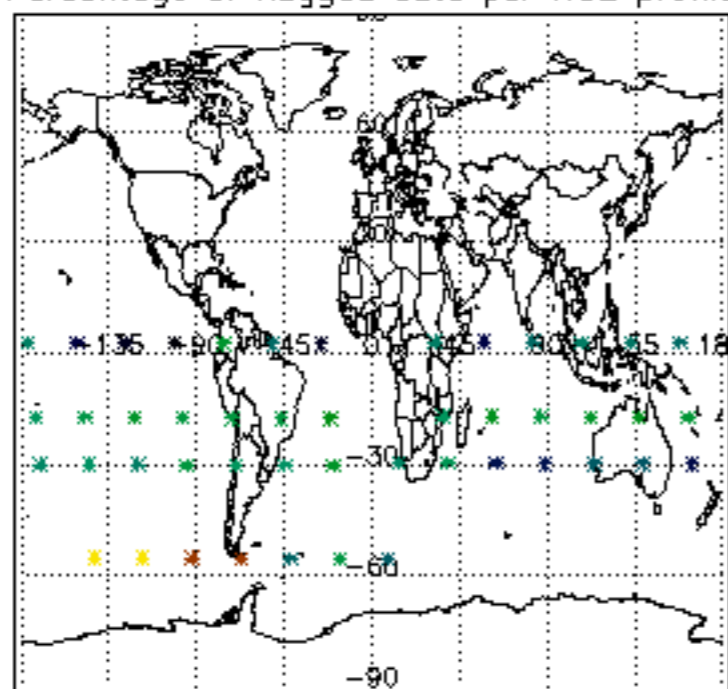
Percentage of flagged data per D3 profile



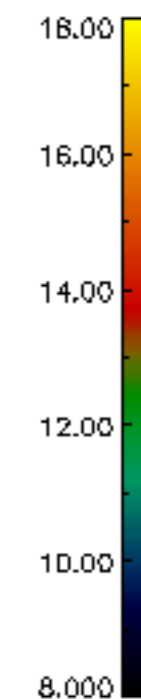
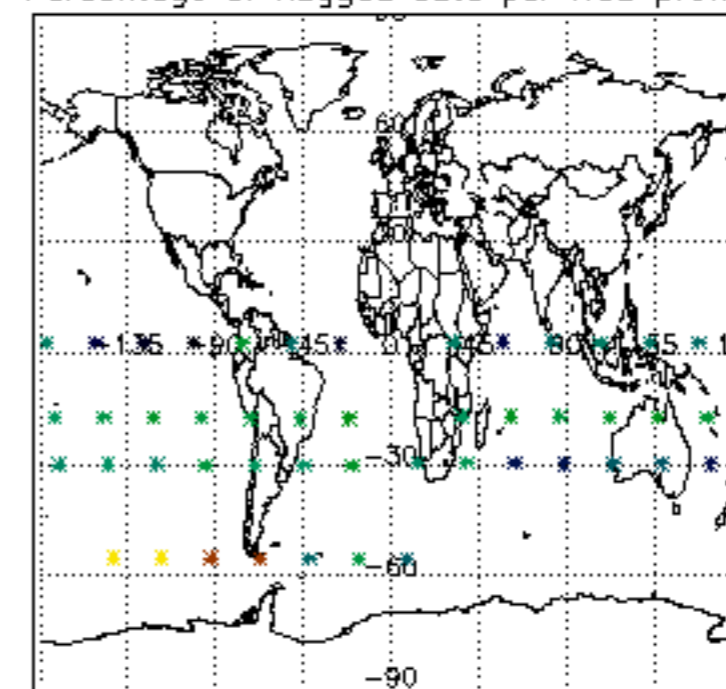
Percentage of flagged data per H2O profile

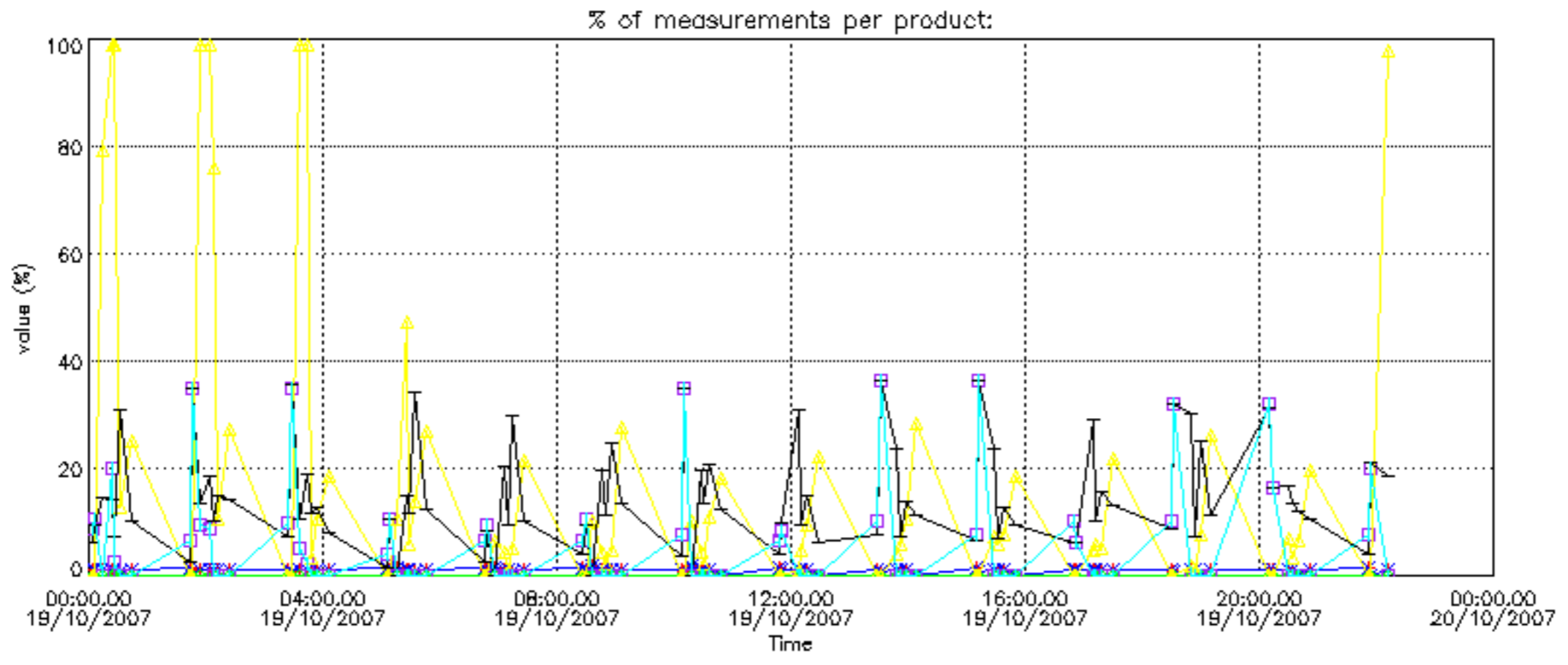


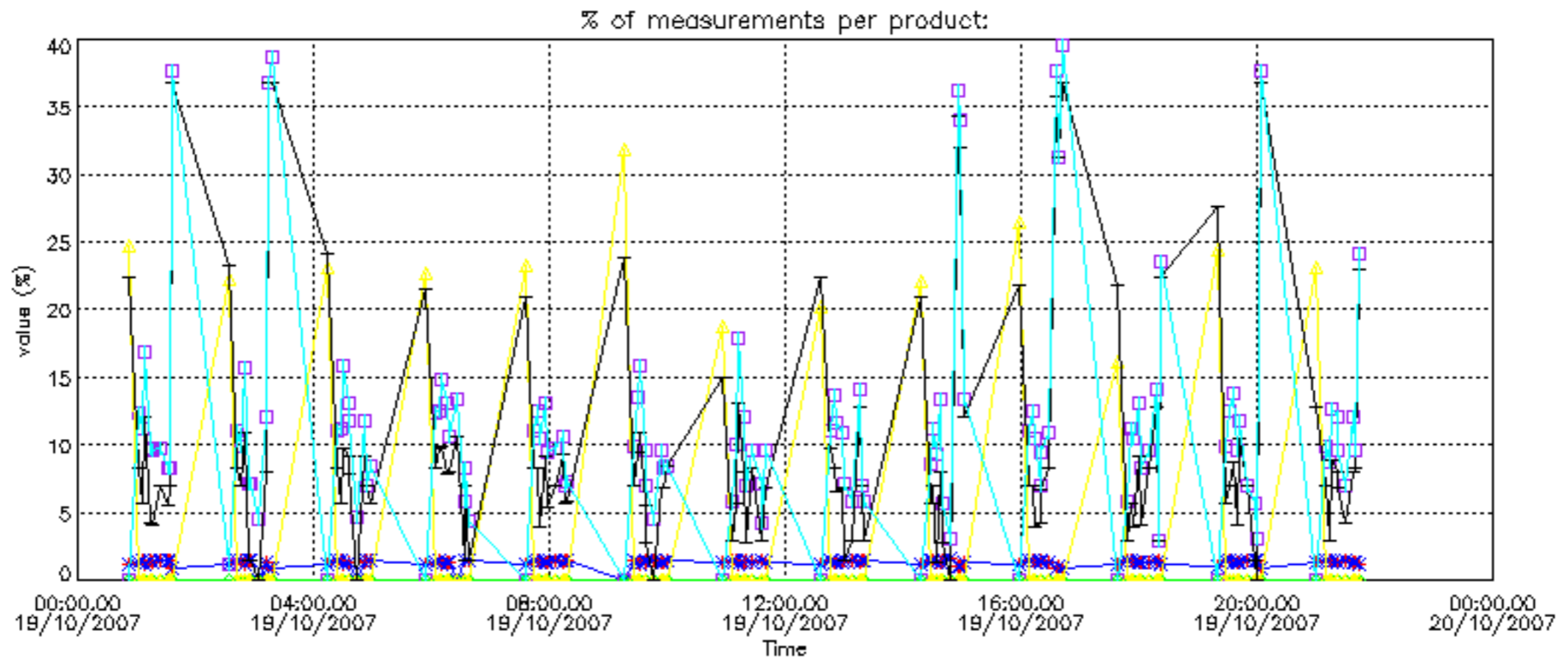
Percentage of flagged data per NO2 profile



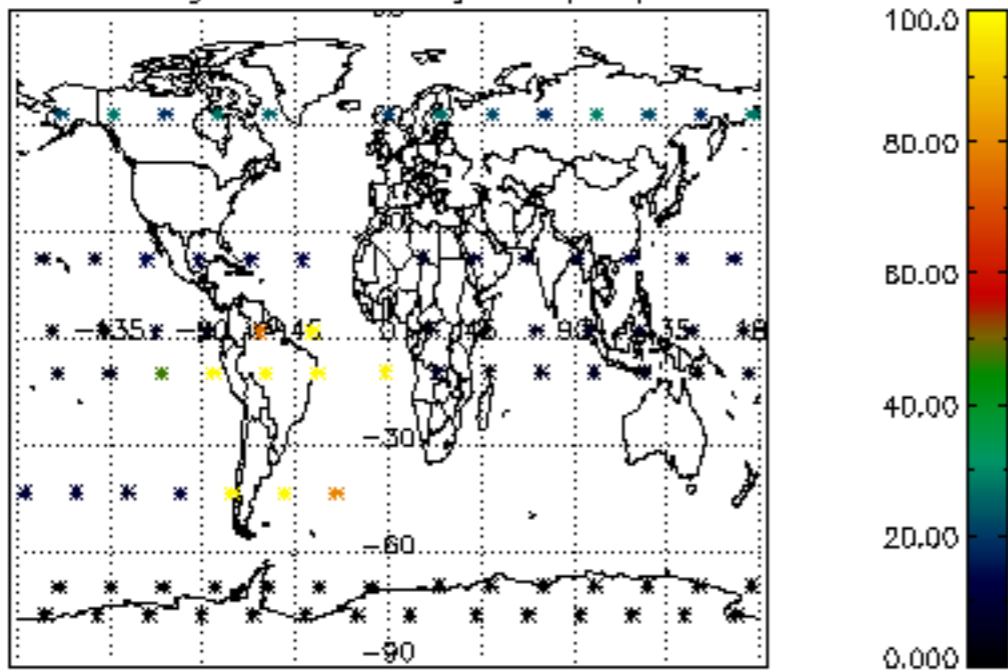
Percentage of flagged data per NO3 profile



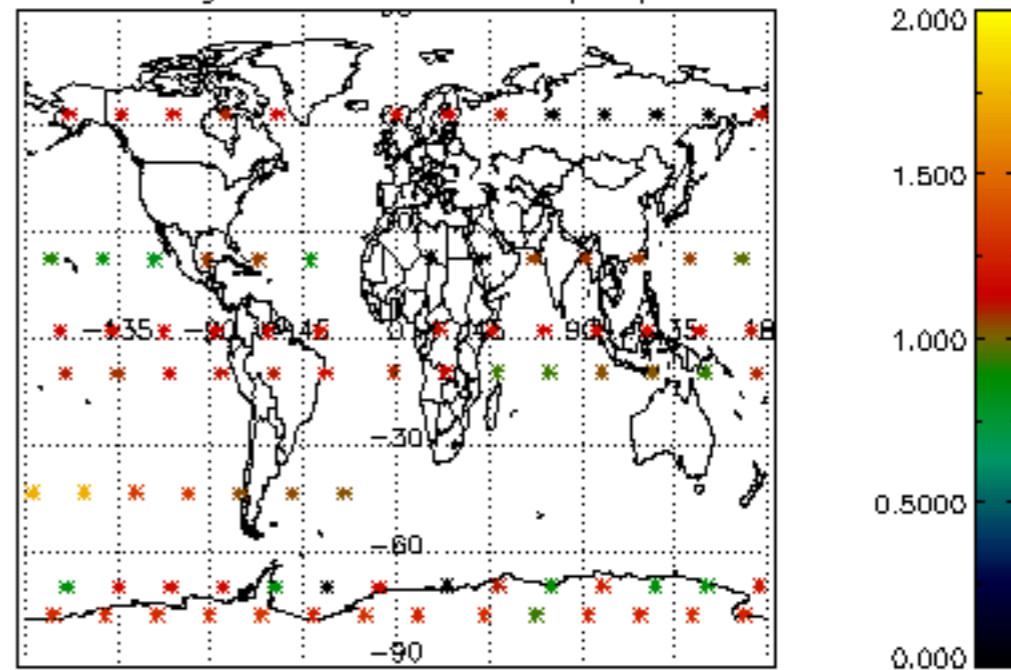




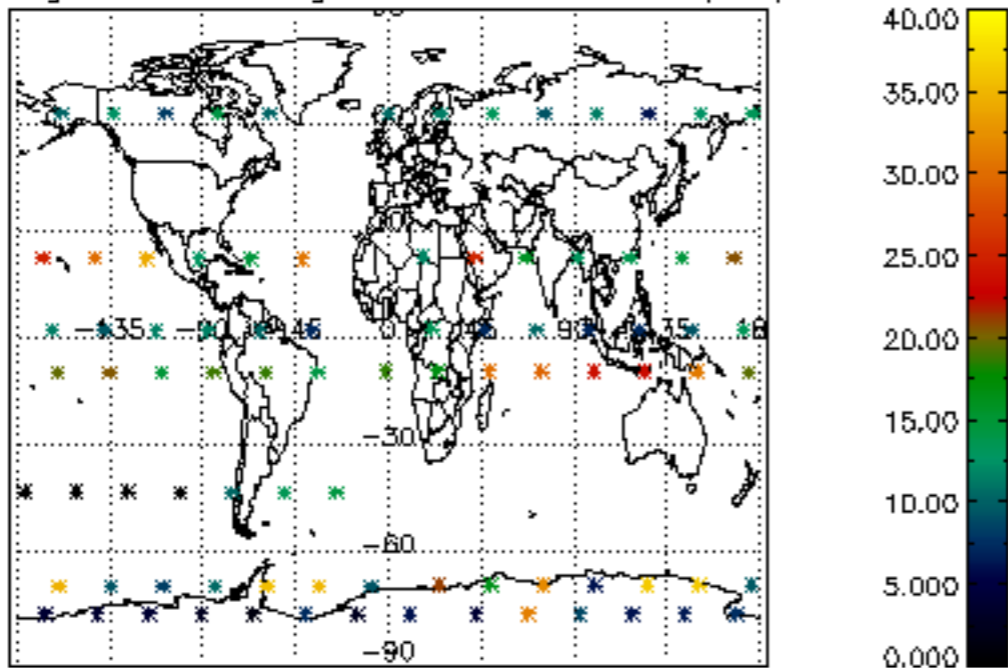
Percentage of cosmic ray hits per profile



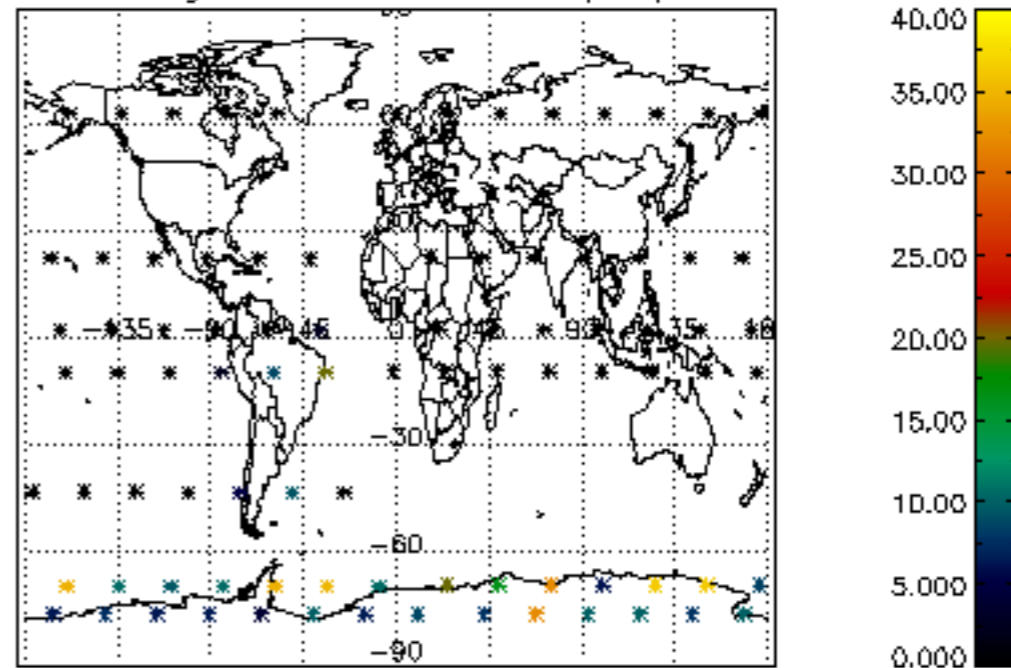
Percentage of datation errors per profile



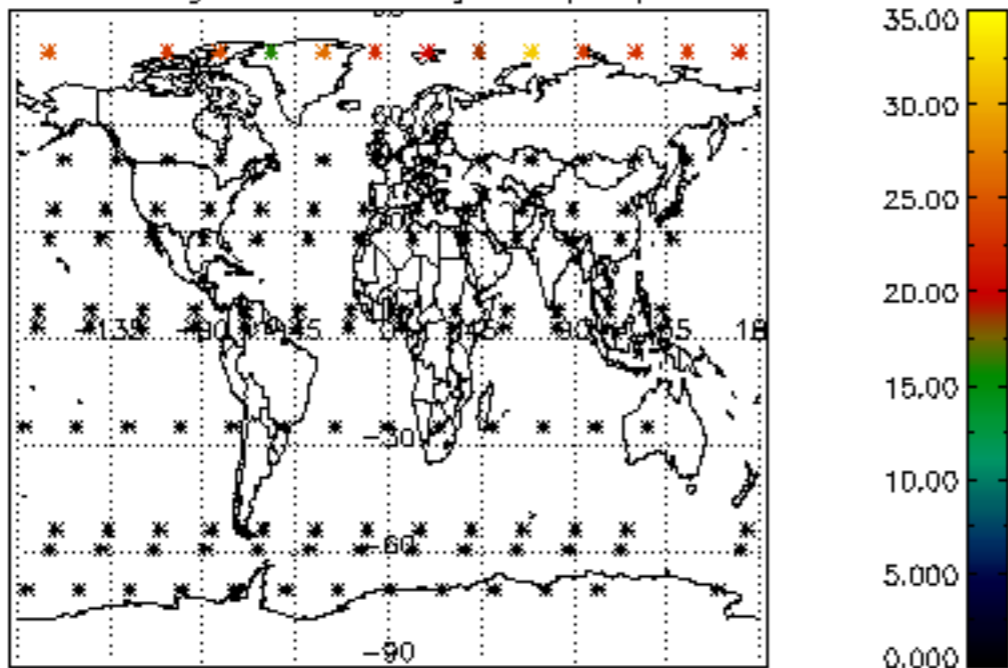
Percentage of star falling outside central band per profile



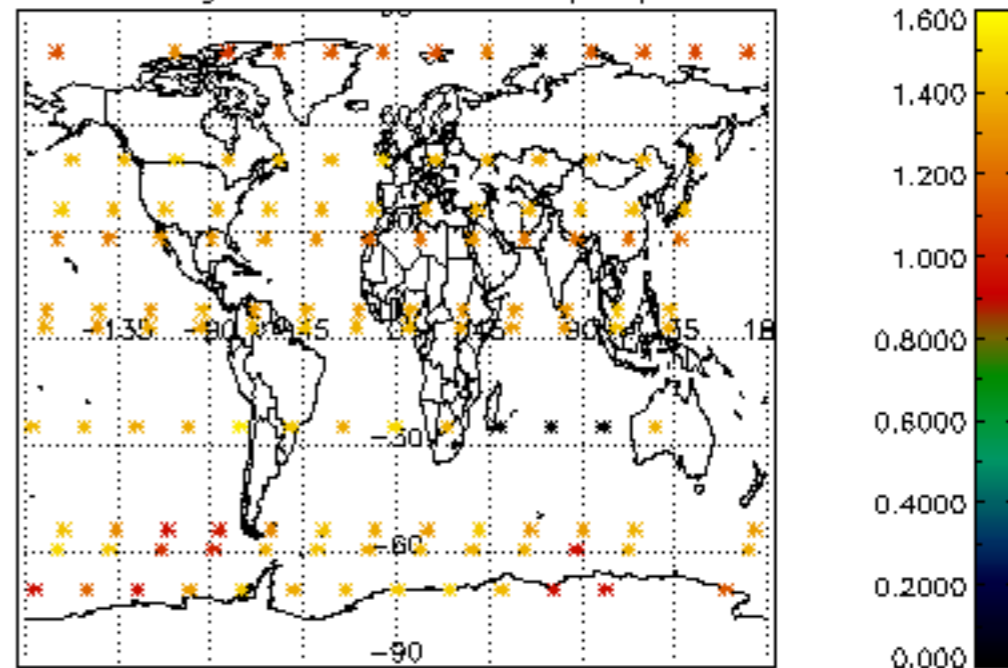
Percentage of saturation errors per profile



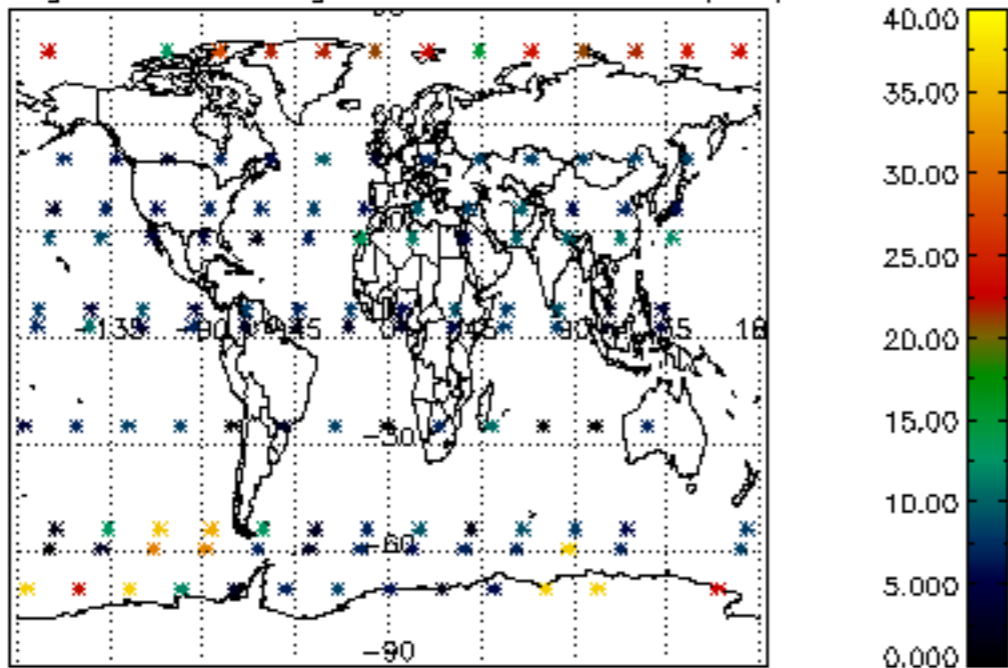
Percentage of cosmic ray hits per profile



Percentage of datation errors per profile



Percentage of star falling outside central band per profile



Percentage of saturation errors per profile

