

GOMOS Level 2 Daily Report

SUMMARY

[1. General Info](#)

[2. Summary of processed GOM_NL_2P products](#)

[3. Level 2 Quality information per product](#)

[3.1 Plot of level 2 quality information per product \(time dependant\)](#)

[3.2 Plot of level 2 quality information per product \(world map\)](#)

[4. Level 1 Quality information per product \(stored on level 2 products\)](#)

[4.1 Plot of level 1 quality information per product \(time dependant\)](#)

[4.1.1 Plot of level 1 quality information per product \(time dependant\): ASCENDING](#)

[4.1.2 Plot of level 1 quality information per product \(time dependant\): DESCENDING](#)

[4.2 Plot of level 1 quality information per product \(world map\)](#)

[4.2.1 Plot of level 1 quality information per product \(world map\): ASCENDING](#)

[4.2.2 Plot of level 1 quality information per product \(world map\): DESCENDING](#)

[5. Ozone profiles based on quality statistics and other trace gas profiles](#)

[5.1 Ozone statistics based on quality of products](#)

[5.2 Plot ozone profiles for all STD \(dark without errors\)](#)

[5.3 Plot ozone profiles where STD < 20% \(dark without errors\)](#)

[5.4. Plot ozone profiles where STD < 10% \(dark without errors\)](#)

[5.5. Plot ozone profiles where STD < 5% \(dark without errors\)](#)

[5.6 Plot NO2 profiles for all STD \(dark without errors\)](#)

[5.7 Plot NO3 profiles for all STD \(dark without errors\)](#)

[5.8 Plot H2O profiles \(only for occultations of stars 1,2,3,4,13,14,16,26,63 dark without errors\) for all STD](#)

[6. Auxiliary Data Files used for the production reported in section 2](#)

This report presents the daily analysis on parameters extracted from GOMOS level 2 data (GOM_NL__2P). It is intended to monitor some important parameters that will impact the quality of these products. A list of level 2 products (and content) that have arrived during the reporting day to the PCF is also given.

Item	Value
Time of report generation	23APR2013 08:01:47
Data source version	GOMOS/6.01
Start time of products	18-10-2007 (18OCT2007 00:00:00)
Stop time of products	19-10-2007 (19OCT2007 00:00:00)
Store outputs in DB	Yes
Nb of level 2 prods	242
Nb of prods with errors	0

2. Summary of processed GOM_NL__2P products.

Nr	Filename	UTC Start time	Limb	Duration	Star Id	Star Name	Star Mag	Star Temp	Nb Meas	Orbit	Prod. error
1	GOM_NL__2PRFIN20071018_000511_000000352062_00331_29443_4506.N1	18-OCT-2007 00:05:11	Bright	34.500	68	18Alp Cas	2.2250	4500.0	69	29443	No
2	GOM_NL__2PRFIN20071018_000631_000000362062_00331_29443_4507.N1	18-OCT-2007 00:06:31	Bright	36.000	76	27Gam Cas	2.3000	30000.	72	29443	No
3	GOM_NL__2PRFIN20071018_001415_000000372062_00331_29443_4508.N1	18-OCT-2007 00:14:15	Bright	36.500	49	1Alp UMi	1.9900	6300.0	73	29443	No
4	GOM_NL__2PRFIN20071018_002229_000000372062_00331_29443_4509.N1	18-OCT-2007 00:22:29	Bright	36.500	36	50Alp UMa	1.8000	6300.0	73	29443	No
5	GOM_NL__2PRFIN20071018_002403_000000532062_00331_29443_4510.N1	18-OCT-2007 00:24:03	Bright	53.000	82	48Bet UMa	2.3650	10600.	106	29443	No
6	GOM_NL__2PRFIN20071018_002727_000000532062_00331_29443_4511.N1	18-OCT-2007 00:27:27	Bright	53.000	174	52Psi UMa	3.0040	4400.0	106	29443	No
7	GOM_NL__2PRFIN20071018_003430_000000442062_00331_29443_4512.N1	18-OCT-2007 00:34:30	Bright	43.500	166	17Eps Leo	2.9800	6000.0	87	29443	No
8	GOM_NL__2PRFIN20071018_003748_000000582062_00331_29443_4513.N1	18-OCT-2007 00:37:48	Bright	58.000	22	32Alp Leo	1.3600	15200.	116	29443	No
9	GOM_NL__2PRFIN20071018_004521_000000492062_00331_29443_4514.N1	18-OCT-2007 00:45:21	Dark	48.500	48	30Alp Hya	1.9770	4100.0	97	29443	No
10	GOM_NL__2PRFIN20071018_005450_000000422062_00331_29443_4515.N1	18-OCT-2007 00:54:50	Dark	42.000	65	Lam Vel	2.2040	4400.0	84	29443	No
11	GOM_NL__2PRFIN20071018_005805_000000452062_00332_29444_5874.N1	18-OCT-2007 00:58:05	Dark	44.500	34	Gam2Vel	1.7930	23000.	89	29444	No
12	GOM_NL__2PRFIN20071018_010343_000000502062_00332_29444_5875.N1	18-OCT-2007 01:03:43	Dark	50.000	2	Alp Car	-0.73600	7000.0	100	29444	No
13	GOM_NL__2PRFIN20071018_011522_000000472062_00332_29444_5876.N1	18-OCT-2007 01:15:22	Straylight	46.500	157	The1Eri	2.9060	9300.0	93	29444	No
14	GOM_NL__2PRFIN20071018_012416_000000462062_00332_29444_5877.N1	18-OCT-2007 01:24:16	Straylight	45.500	52	16Bet Cet	2.0370	4500.0	91	29444	No
15	GOM_NL__2PRFIN20071018_013352_000000352062_00332_29444_5878.N1	18-OCT-2007 01:33:52	Bright	35.000	140	88Gam Peg	2.8340	26000.	70	29444	No
16	GOM_NL__2PRFIN20071018_013748_000000372062_00332_29444_5879.N1	18-OCT-2007 01:37:48	Bright	36.500	58	21Alp And	2.0730	11000.	73	29444	No
17	GOM_NL__2PRFIN20071018_014012_000000412062_00332_29444_5880.N1	18-OCT-2007 01:40:12	Bright	41.000	53	43Bet And	2.0480	3300.0	82	29444	No
18	GOM_NL__2PRFIN20071018_014547_000000382062_00332_29444_5881.N1	18-OCT-2007 01:45:47	Bright	37.500	68	18Alp Cas	2.2250	4500.0	75	29444	No
19	GOM_NL__2PRFIN20071018_014707_000000382062_00332_29444_5882.N1	18-OCT-2007 01:47:07	Bright	37.500	76	27Gam Cas	2.3000	30000.	75	29444	No
20	GOM_NL__2PRFIN20071018_015450_000000352062_00332_29444_5883.N1	18-OCT-2007 01:54:50	Bright	35.000	49	1Alp UMi	1.9900	6300.0	70	29444	No
21	GOM_NL__2PRFIN20071018_020305_000000372062_00332_29444_5884.N1	18-OCT-2007 02:03:05	Bright	36.500	36	50Alp UMa	1.8000	6300.0	73	29444	No
22	GOM_NL__2PRFIN20071018_020438_000000532062_00332_29444_5885.N1	18-OCT-2007 02:04:38	Bright	53.000	82	48Bet UMa	2.3650	10600.	106	29444	No
23	GOM_NL__2PRFIN20071018_020803_000000412062_00332_29444_5886.N1	18-OCT-2007 02:08:03	Bright	40.500	174	52Psi UMa	3.0040	4400.0	81	29444	No
24	GOM_NL__2PRFIN20071018_021506_000000422062_00332_29444_5887.N1	18-OCT-2007 02:15:06	Bright	42.000	166	17Eps Leo	2.9800	6000.0	84	29444	No
25	GOM_NL__2PRFIN20071018_021824_000000582062_00332_29444_5888.N1	18-OCT-2007 02:18:24	Bright	57.500	22	32Alp Leo	1.3600	15200.	115	29444	No
26	GOM_NL__2PRFIN20071018_022557_000000532062_00332_29444_5889.N1	18-OCT-2007 02:25:57	Dark	53.000	48	30Alp Hya	1.9770	4100.0	106	29444	No
27	GOM_NL__2PRFIN20071018_023527_000000422062_00332_29444_5890.N1	18-OCT-2007 02:35:27	Dark	41.500	65	Lam Vel	2.2040	4400.0	83	29444	No
28	GOM_NL__2PRFIN20071018_023841_000000432062_00333_29445_4531.N1	18-OCT-2007 02:38:41	Dark	42.500	34	Gam2Vel	1.7930	23000.	85	29445	No
29	GOM_NL__2PRFIN20071018_024420_000000472062_00333_29445_4532.N1	18-OCT-2007 02:44:20	Dark	47.000	2	Alp Car	-0.73600	7000.0	94	29445	No
30	GOM_NL__2PRFIN20071018_025558_000000452062_00333_29445_4533.N1	18-OCT-2007 02:55:58	Straylight	45.000	157	The1Eri	2.9060	9300.0	90	29445	No
31	GOM_NL__2PRFIN20071018_030452_000000412062_00333_29445_4534.N1	18-OCT-2007 03:04:52	Straylight	41.000	52	16Bet Cet	2.0370	4500.0	82	29445	No
32	GOM_NL__2PRFIN20071018_031428_000000372062_00333_29445_4535.N1	18-OCT-2007 03:14:28	Bright	36.500	140	88Gam Peg	2.8340	26000.	73	29445	No
33	GOM_NL__2PRFIN20071018_031824_000000372062_00333_29445_4536.N1	18-OCT-2007 03:18:24	Bright	36.500	58	21Alp And	2.0730	11000.	73	29445	No
34	GOM_NL__2PRFIN20071018_032047_000000422062_00333_29445_4537.N1	18-OCT-2007 03:20:47	Bright	42.000	53	43Bet And	2.0480	3300.0	84	29445	No
35	GOM_NL__2PRFIN20071018_032622_000000352062_00333_29445_4538.N1	18-OCT-2007 03:26:22	Bright	35.000	68	18Alp Cas	2.2250	4500.0	70	29445	No
36	GOM_NL__2PRFIN20071018_032743_000000362062_00333_29445_4539.N1	18-OCT-2007 03:27:43	Bright	35.500	76	27Gam Cas	2.3000	30000.	71	29445	No
37	GOM_NL__2PRFIN20071018_033526_000000332062_00333_29445_4540.N1	18-OCT-2007 03:35:26	Bright	32.500	49	1Alp UMi	1.9900	6300.0	65	29445	No
38	GOM_NL__2PRFIN20071018_034341_000000382062_00333_29445_4541.N1	18-OCT-2007 03:43:41	Bright	37.500	36	50Alp UMa	1.8000	6300.0	75	29445	No
39	GOM_NL__2PRFIN20071018_034515_000000522062_00333_29445_4542.N1	18-OCT-2007 03:45:15	Bright	51.500	82	48Bet UMa	2.3650	10600.	103	29445	No
40	GOM_NL__2PRFIN20071018_034839_000000502062_00333_29445_4543.N1	18-OCT-2007 03:48:39	Bright	50.000	174	52Psi UMa	3.0040	4400.0	100	29445	No
41	GOM_NL__2PRFIN20071018_035542_000000442062_00333_29445_4544.N1	18-OCT-2007 03:55:42	Bright	43.500	166	17Eps Leo	2.9800	6000.0	87	29445	No
42	GOM_NL__2PRFIN20071018_035900_000000582062_00333_29445_4545.N1	18-OCT-2007 03:59:00	Bright	58.000	22	32Alp Leo	1.3600	15200.	116	29445	No

43	GOM_NL__2PRFIN20071018_040634_000000562062_00333_29445_4546.N1	18-OCT-2007 04:06:34	Dark	56.000	48	30Alp Hya	1.9770	4100.0	112	29445	No
44	GOM_NL__2PRFIN20071018_041604_000000472062_00333_29445_4547.N1	18-OCT-2007 04:16:04	Dark	46.500	65	Lam Vel	2.2040	4400.0	93	29445	No
45	GOM_NL__2PRFIN20071018_041918_000000422062_00334_29446_5888.N1	18-OCT-2007 04:19:18	Dark	41.500	34	Gam2Vel	1.7930	23000.	83	29446	No
46	GOM_NL__2PRFIN20071018_042457_000000472062_00334_29446_5889.N1	18-OCT-2007 04:24:57	Dark	47.000	2	Alp Car	-0.73600	7000.0	94	29446	No
47	GOM_NL__2PRFIN20071018_043635_000000452062_00334_29446_5890.N1	18-OCT-2007 04:36:35	Straylight	45.000	157	The1Eri	2.9060	9300.0	90	29446	No
48	GOM_NL__2PRFIN20071018_044528_000000402062_00334_29446_5891.N1	18-OCT-2007 04:45:28	Straylight	39.500	52	16Bet Cet	2.0370	4500.0	79	29446	No
49	GOM_NL__2PRFIN20071018_045504_000000362062_00334_29446_5892.N1	18-OCT-2007 04:55:04	Bright	35.500	140	88Gam Peg	2.8340	26000.	71	29446	No
50	GOM_NL__2PRFIN20071018_045900_000000362062_00334_29446_5893.N1	18-OCT-2007 04:59:00	Bright	35.500	58	21Alp And	2.0730	11000.	71	29446	No
51	GOM_NL__2PRFIN20071018_050123_000000392062_00334_29446_5894.N1	18-OCT-2007 05:01:23	Bright	38.500	53	43Bet And	2.0480	3300.0	77	29446	No
52	GOM_NL__2PRFIN20071018_050658_000000372062_00334_29446_5895.N1	18-OCT-2007 05:06:58	Bright	36.500	68	18Alp Cas	2.2250	4500.0	73	29446	No
53	GOM_NL__2PRFIN20071018_050819_000000372062_00334_29446_5896.N1	18-OCT-2007 05:08:19	Bright	37.000	76	27Gam Cas	2.3000	30000.	74	29446	No
54	GOM_NL__2PRFIN20071018_051602_000000352062_00334_29446_5897.N1	18-OCT-2007 05:16:02	Bright	34.500	49	1Alp UMi	1.9900	6300.0	69	29446	No
55	GOM_NL__2PRFIN20071018_052417_000000382062_00334_29446_5898.N1	18-OCT-2007 05:24:17	Bright	37.500	36	50Alp UMa	1.8000	6300.0	75	29446	No
56	GOM_NL__2PRFIN20071018_052550_000000532062_00334_29446_5899.N1	18-OCT-2007 05:25:50	Bright	53.000	82	48Bet UMa	2.3650	10600.	106	29446	No
57	GOM_NL__2PRFIN20071018_052916_000000372062_00334_29446_5900.N1	18-OCT-2007 05:29:16	Bright	36.500	174	52Psi UMa	3.0040	4400.0	73	29446	No
58	GOM_NL__2PRFIN20071018_053618_000000422062_00334_29446_5901.N1	18-OCT-2007 05:36:18	Bright	41.500	166	17Eps Leo	2.9800	6000.0	83	29446	No
59	GOM_NL__2PRFIN20071018_053937_000000532062_00334_29446_5902.N1	18-OCT-2007 05:39:37	Bright	53.000	22	32Alp Leo	1.3600	15200.	106	29446	No
60	GOM_NL__2PRFIN20071018_054711_000000522062_00334_29446_5903.N1	18-OCT-2007 05:47:11	Dark	51.500	48	30Alp Hya	1.9770	4100.0	103	29446	No
61	GOM_NL__2PRFIN20071018_055640_000000442062_00334_29446_5904.N1	18-OCT-2007 05:56:40	Dark	44.000	65	Lam Vel	2.2040	4400.0	88	29446	No
62	GOM_NL__2PRFIN20071018_055955_000000432062_00335_29447_5906.N1	18-OCT-2007 05:59:55	Dark	42.500	34	Gam2Vel	1.7930	23000.	85	29447	No
63	GOM_NL__2PRFIN20071018_060533_000000502062_00335_29447_5907.N1	18-OCT-2007 06:05:33	Dark	49.500	2	Alp Car	-0.73600	7000.0	99	29447	No
64	GOM_NL__2PRFIN20071018_061712_000000432062_00335_29447_5908.N1	18-OCT-2007 06:17:12	Straylight	43.000	157	The1Eri	2.9060	9300.0	86	29447	No
65	GOM_NL__2PRFIN20071018_062604_000000442062_00335_29447_5909.N1	18-OCT-2007 06:26:04	Straylight	43.500	52	16Bet Cet	2.0370	4500.0	87	29447	No
66	GOM_NL__2PRFIN20071018_063540_000000362062_00335_29447_5910.N1	18-OCT-2007 06:35:40	Bright	36.000	140	88Gam Peg	2.8340	26000.	72	29447	No
67	GOM_NL__2PRFIN20071018_063936_000000362062_00335_29447_5911.N1	18-OCT-2007 06:39:36	Bright	36.000	58	21Alp And	2.0730	11000.	72	29447	No
68	GOM_NL__2PRFIN20071018_064159_000000392062_00335_29447_5912.N1	18-OCT-2007 06:41:59	Bright	39.000	53	43Bet And	2.0480	3300.0	78	29447	No
69	GOM_NL__2PRFIN20071018_064734_000000382062_00335_29447_5913.N1	18-OCT-2007 06:47:34	Bright	37.500	68	18Alp Cas	2.2250	4500.0	75	29447	No
70	GOM_NL__2PRFIN20071018_064854_000000372062_00335_29447_5914.N1	18-OCT-2007 06:48:54	Bright	37.000	76	27Gam Cas	2.3000	30000.	74	29447	No
71	GOM_NL__2PRFIN20071018_065638_000000352062_00335_29447_5915.N1	18-OCT-2007 06:56:38	Bright	35.000	49	1Alp UMi	1.9900	6300.0	70	29447	No
72	GOM_NL__2PRFIN20071018_070453_000000352062_00335_29447_5916.N1	18-OCT-2007 07:04:53	Bright	34.500	36	50Alp UMa	1.8000	6300.0	69	29447	No
73	GOM_NL__2PRFIN20071018_070626_000000352062_00335_29447_5917.N1	18-OCT-2007 07:06:26	Bright	35.000	82	48Bet UMa	2.3650	10600.	70	29447	No
74	GOM_NL__2PRFIN20071018_070952_000000532062_00335_29447_5918.N1	18-OCT-2007 07:09:52	Bright	53.000	174	52Psi UMa	3.0040	4400.0	106	29447	No
75	GOM_NL__2PRFIN20071018_071654_000000442062_00335_29447_5919.N1	18-OCT-2007 07:16:54	Bright	43.500	166	17Eps Leo	2.9800	6000.0	87	29447	No
76	GOM_NL__2PRFIN20071018_072013_000000422062_00335_29447_5920.N1	18-OCT-2007 07:20:13	Bright	42.000	22	32Alp Leo	1.3600	15200.	84	29447	No
77	GOM_NL__2PRFIN20071018_072747_000000542062_00335_29447_5921.N1	18-OCT-2007 07:27:47	Dark	54.000	48	30Alp Hya	1.9770	4100.0	108	29447	No
78	GOM_NL__2PRFIN20071018_073717_000000472062_00335_29447_5922.N1	18-OCT-2007 07:37:17	Dark	46.500	65	Lam Vel	2.2040	4400.0	93	29447	No
79	GOM_NL__2PRFIN20071018_074032_000000422062_00336_29448_5926.N1	18-OCT-2007 07:40:32	Dark	42.000	34	Gam2Vel	1.7930	23000.	84	29448	No
80	GOM_NL__2PRFIN20071018_074610_000000602062_00336_29448_5927.N1	18-OCT-2007 07:46:10	Dark	60.000	2	Alp Car	-0.73600	7000.0	120	29448	No
81	GOM_NL__2PRFIN20071018_075748_000000432062_00336_29448_5928.N1	18-OCT-2007 07:57:48	Straylight	43.000	157	The1Eri	2.9060	9300.0	86	29448	No
82	GOM_NL__2PRFIN20071018_080640_000000422062_00336_29448_5929.N1	18-OCT-2007 08:06:40	Straylight	42.000	52	16Bet Cet	2.0370	4500.0	84	29448	No
83	GOM_NL__2PRFIN20071018_081615_000000362062_00336_29448_5930.N1	18-OCT-2007 08:16:15	Bright	36.000	140	88Gam Peg	2.8340	26000.	72	29448	No
84	GOM_NL__2PRFIN20071018_082012_000000362062_00336_29448_5931.N1	18-OCT-2007 08:20:12	Bright	35.500	58	21Alp And	2.0730	11000.	71	29448	No
85	GOM_NL__2PRFIN20071018_082234_000000382062_00336_29448_5932.N1	18-OCT-2007 08:22:34	Bright	38.000	53	43Bet And	2.0480	3300.0	76	29448	No
86	GOM_NL__2PRFIN20071018_082810_000000382062_00336_29448_5933.N1	18-OCT-2007 08:28:10	Bright	37.500	68	18Alp Cas	2.2250	4500.0	75	29448	No
87	GOM_NL__2PRFIN20071018_082930_000000382062_00336_29448_5934.N1	18-OCT-2007 08:29:30	Bright	38.000	76	27Gam Cas	2.3000	30000.	76	29448	No
88	GOM_NL__2PRFIN20071018_083714_000000362062_00336_29448_5935.N1	18-OCT-2007 08:37:14	Bright	36.000	49	1Alp UMi	1.9900	6300.0	72	29448	No
89	GOM_NL__2PRFIN20071018_084529_000000372062_00336_29448_5936.N1	18-OCT-2007 08:45:29	Bright	36.500	36	50Alp UMa	1.8000	6300.0	73	29448	No
90	GOM_NL__2PRFIN20071018_084702_000000342062_00336_29448_5937.N1	18-OCT-2007 08:47:02	Bright	34.000	82	48Bet UMa	2.3650	10600.	68	29448	No
91	GOM_NL__2PRFIN20071018_085028_000000352062_00336_29448_5938.N1	18-OCT-2007 08:50:28	Bright	35.000	174	52Psi UMa	3.0040	4400.0	70	29448	No
92	GOM_NL__2PRFIN20071018_085730_000000442062_00336_29448_5939.N1	18-OCT-2007 08:57:30	Bright	43.500	166	17Eps Leo	2.9800	6000.0	87	29448	No
93	GOM_NL__2PRFIN20071018_090049_000000432062_00336_29448_5940.N1	18-OCT-2007 09:00:49	Bright	42.500	22	32Alp Leo	1.3600	15200.	85	29448	No
94	GOM_NL__2PRFIN20071018_090824_000000532062_00336_29448_5941.N1	18-OCT-2007 09:08:24	Dark	53.000	48	30Alp Hya	1.9770	4100.0	106	29448	No
95	GOM_NL__2PRFIN20071018_091753_000000492062_00336_29448_5942.N1	18-OCT-2007 09:17:53	Dark	48.500	65	Lam Vel	2.2040	4400.0	97	29448	No
96	GOM_NL__2PRFIN20071018_092108_000000472062_00337_29449_5932.N1	18-OCT-2007 09:21:08	Dark	46.500	34	Gam2Vel	1.7930	23000.	93	29449	No
97	GOM_NL__2PRFIN20071018_092647_000000492062_00337_29449_5933.N1	18-OCT-2007 09:26:47	Dark	49.000	2	Alp Car	-0.73600	7000.0	98	29449	No
98	GOM_NL__2PRFIN20071018_093824_000000452062_00337_29449_5934.N1	18-OCT-2007 09:38:24	Straylight	45.000	157	The1Eri	2.9060	9300.0	90	29449	No
99	GOM_NL__2PRFIN20071018_094716_000000412062_00337_29449_5935.N1	18-OCT-2007 09:47:16	Straylight	40.500	52	16Bet Cet	2.0370	4500.0	81	29449	No
100	GOM_NL__2PRFIN20071018_095652_000000362062_00337_29449_5936.N1	18-OCT-2007 09:56:52	Bright	36.000	140	88Gam Peg	2.8340	26000.	72	29449	No
101	GOM_NL__2PRFIN20071018_100048_000000362062_00337_29449_5937.N1	18-OCT-2007 10:00:48	Bright	36.000	58	21Alp And	2.0730	11000.	72	29449	No

102	GOM_NL__2PRFIN20071018_100310_000000382062_00337_29449_5938.N1	18-OCT-2007 10:03:10	Bright	37.500	53	43Bet And	2.0480	3300.0	75	29449	No
103	GOM_NL__2PRFIN20071018_100846_000000372062_00337_29449_5939.N1	18-OCT-2007 10:08:46	Bright	36.500	68	18Alp Cas	2.2250	4500.0	73	29449	No
104	GOM_NL__2PRFIN20071018_101006_000000382062_00337_29449_5940.N1	18-OCT-2007 10:10:06	Bright	38.000	76	27Gam Cas	2.3000	30000.	76	29449	No
105	GOM_NL__2PRFIN20071018_101750_000000372062_00337_29449_5941.N1	18-OCT-2007 10:17:50	Bright	36.500	49	1Alp UMi	1.9900	6300.0	73	29449	No
106	GOM_NL__2PRFIN20071018_102605_000000352062_00337_29449_5942.N1	18-OCT-2007 10:26:05	Bright	35.000	36	50Alp UMa	1.8000	6300.0	70	29449	No
107	GOM_NL__2PRFIN20071018_102738_000000342062_00337_29449_5943.N1	18-OCT-2007 10:27:38	Bright	34.000	82	48Bet UMa	2.3650	10600.	68	29449	No
108	GOM_NL__2PRFIN20071018_103104_000000342062_00337_29449_5944.N1	18-OCT-2007 10:31:04	Bright	33.500	174	52Psi UMa	3.0040	4400.0	67	29449	No
109	GOM_NL__2PRFIN20071018_103807_000000442062_00337_29449_5945.N1	18-OCT-2007 10:38:07	Bright	43.500	166	17Eps Leo	2.9800	6000.0	87	29449	No
110	GOM_NL__2PRFIN20071018_104126_000000592062_00337_29449_5946.N1	18-OCT-2007 10:41:26	Bright	59.000	22	32Alp Leo	1.3600	15200.	118	29449	No
111	GOM_NL__2PRFIN20071018_104901_000000552062_00337_29449_5947.N1	18-OCT-2007 10:49:01	Dark	54.500	48	30Alp Hya	1.9770	4100.0	109	29449	No
112	GOM_NL__2PRFIN20071018_105830_000000512062_00337_29449_5948.N1	18-OCT-2007 10:58:30	Dark	51.000	65	Lam Vel	2.2040	4400.0	102	29449	No
113	GOM_NL__2PRFIN20071018_110145_000000462062_00338_29450_5962.N1	18-OCT-2007 11:01:45	Dark	45.500	34	Gam2Vel	1.7930	23000.	91	29450	No
114	GOM_NL__2PRFIN20071018_110724_000000582062_00338_29450_5963.N1	18-OCT-2007 11:07:24	Dark	58.000	2	Alp Car	-0.73600	7000.0	116	29450	No
115	GOM_NL__2PRFIN20071018_111901_000000432062_00338_29450_5964.N1	18-OCT-2007 11:19:01	Straylight	43.000	157	The1Eri	2.9060	9300.0	86	29450	No
116	GOM_NL__2PRFIN20071018_112752_000000402062_00338_29450_5965.N1	18-OCT-2007 11:27:52	Straylight	39.500	52	16Bet Cet	2.0370	4500.0	79	29450	No
117	GOM_NL__2PRFIN20071018_113727_000000352062_00338_29450_5966.N1	18-OCT-2007 11:37:27	Bright	35.000	140	88Gam Peg	2.8340	26000.	70	29450	No
118	GOM_NL__2PRFIN20071018_114124_000000352062_00338_29450_5967.N1	18-OCT-2007 11:41:24	Bright	34.500	58	21Alp And	2.0730	11000.	69	29450	No
119	GOM_NL__2PRFIN20071018_114346_000000412062_00338_29450_5968.N1	18-OCT-2007 11:43:46	Bright	40.500	53	43Bet And	2.0480	3300.0	81	29450	No
120	GOM_NL__2PRFIN20071018_114921_000000352062_00338_29450_5969.N1	18-OCT-2007 11:49:21	Bright	35.000	68	18Alp Cas	2.2250	4500.0	70	29450	No
121	GOM_NL__2PRFIN20071018_115041_000000372062_00338_29450_5970.N1	18-OCT-2007 11:50:41	Bright	37.000	76	27Gam Cas	2.3000	30000.	74	29450	No
122	GOM_NL__2PRFIN20071018_115826_000000372062_00338_29450_5971.N1	18-OCT-2007 11:58:26	Bright	36.500	49	1Alp UMi	1.9900	6300.0	73	29450	No
123	GOM_NL__2PRFIN20071018_120640_000000352062_00338_29450_5972.N1	18-OCT-2007 12:06:40	Bright	34.500	36	50Alp UMa	1.8000	6300.0	69	29450	No
124	GOM_NL__2PRFIN20071018_120814_000000362062_00338_29450_5973.N1	18-OCT-2007 12:08:14	Bright	36.000	82	48Bet UMa	2.3650	10600.	72	29450	No
125	GOM_NL__2PRFIN20071018_121140_000000362062_00338_29450_5974.N1	18-OCT-2007 12:11:40	Bright	36.000	174	52Psi UMa	3.0040	4400.0	72	29450	No
126	GOM_NL__2PRFIN20071018_121843_000000372062_00338_29450_5975.N1	18-OCT-2007 12:18:43	Bright	37.000	166	17Eps Leo	2.9800	6000.0	74	29450	No
127	GOM_NL__2PRFIN20071018_122202_000000452062_00338_29450_5976.N1	18-OCT-2007 12:22:02	Bright	44.500	22	32Alp Leo	1.3600	15200.	89	29450	No
128	GOM_NL__2PRFIN20071018_122937_000000562062_00338_29450_5977.N1	18-OCT-2007 12:29:37	Dark	56.000	48	30Alp Hya	1.9770	4100.0	112	29450	No
129	GOM_NL__2PRFIN20071018_123906_000000482062_00338_29450_5978.N1	18-OCT-2007 12:39:06	Dark	47.500	65	Lam Vel	2.2040	4400.0	95	29450	No
130	GOM_NL__2PRFIN20071018_124800_000000472062_00339_29451_6011.N1	18-OCT-2007 12:48:00	Dark	46.500	2	Alp Car	-0.73600	7000.0	93	29451	No
131	GOM_NL__2PRFIN20071018_125937_000000432062_00339_29451_6012.N1	18-OCT-2007 12:59:37	Straylight	43.000	157	The1Eri	2.9060	9300.0	86	29451	No
132	GOM_NL__2PRFIN20071018_130828_000000422062_00339_29451_6013.N1	18-OCT-2007 13:08:28	Straylight	42.000	52	16Bet Cet	2.0370	4500.0	84	29451	No
133	GOM_NL__2PRFIN20071018_131803_000000362062_00339_29451_6014.N1	18-OCT-2007 13:18:03	Bright	36.000	140	88Gam Peg	2.8340	26000.	72	29451	No
134	GOM_NL__2PRFIN20071018_132159_000000352062_00339_29451_6015.N1	18-OCT-2007 13:21:59	Bright	35.000	58	21Alp And	2.0730	11000.	70	29451	No
135	GOM_NL__2PRFIN20071018_132421_000000402062_00339_29451_6016.N1	18-OCT-2007 13:24:21	Bright	39.500	53	43Bet And	2.0480	3300.0	79	29451	No
136	GOM_NL__2PRFIN20071018_132957_000000382062_00339_29451_6017.N1	18-OCT-2007 13:29:57	Bright	37.500	68	18Alp Cas	2.2250	4500.0	75	29451	No
137	GOM_NL__2PRFIN20071018_133117_000000362062_00339_29451_6018.N1	18-OCT-2007 13:31:17	Bright	35.500	76	27Gam Cas	2.3000	30000.	71	29451	No
138	GOM_NL__2PRFIN20071018_133902_000000342062_00339_29451_6019.N1	18-OCT-2007 13:39:02	Bright	34.000	49	1Alp UMi	1.9900	6300.0	68	29451	No
139	GOM_NL__2PRFIN20071018_134716_000000372062_00339_29451_6020.N1	18-OCT-2007 13:47:16	Bright	36.500	36	50Alp UMa	1.8000	6300.0	73	29451	No
140	GOM_NL__2PRFIN20071018_134850_000000442062_00339_29451_6021.N1	18-OCT-2007 13:48:50	Bright	43.500	82	48Bet UMa	2.3650	10600.	87	29451	No
141	GOM_NL__2PRFIN20071018_135216_000000342062_00339_29451_6022.N1	18-OCT-2007 13:52:16	Bright	33.500	174	52Psi UMa	3.0040	4400.0	67	29451	No
142	GOM_NL__2PRFIN20071018_135919_000000372062_00339_29451_6023.N1	18-OCT-2007 13:59:19	Bright	37.000	166	17Eps Leo	2.9800	6000.0	74	29451	No
143	GOM_NL__2PRFIN20071018_140238_000000592062_00339_29451_6024.N1	18-OCT-2007 14:02:38	Bright	59.000	22	32Alp Leo	1.3600	15200.	118	29451	No
144	GOM_NL__2PRFIN20071018_141014_000000542062_00339_29451_6025.N1	18-OCT-2007 14:10:14	Dark	53.500	48	30Alp Hya	1.9770	4100.0	107	29451	No
145	GOM_NL__2PRFIN20071018_141943_000000492062_00339_29451_6026.N1	18-OCT-2007 14:19:43	Dark	48.500	65	Lam Vel	2.2040	4400.0	97	29451	No
146	GOM_NL__2PRFIN20071018_142837_000000492062_00340_29452_6021.N1	18-OCT-2007 14:28:37	Dark	48.500	2	Alp Car	-0.73600	7000.0	97	29452	No
147	GOM_NL__2PRFIN20071018_144013_000000452062_00340_29452_6022.N1	18-OCT-2007 14:40:13	Straylight	44.500	157	The1Eri	2.9060	9300.0	89	29452	No
148	GOM_NL__2PRFIN20071018_144904_000000462062_00340_29452_6023.N1	18-OCT-2007 14:49:04	Straylight	45.500	52	16Bet Cet	2.0370	4500.0	91	29452	No
149	GOM_NL__2PRFIN20071018_145839_000000352062_00340_29452_6024.N1	18-OCT-2007 14:58:39	Bright	34.500	140	88Gam Peg	2.8340	26000.	69	29452	No
150	GOM_NL__2PRFIN20071018_150235_000000362062_00340_29452_6025.N1	18-OCT-2007 15:02:35	Bright	36.000	58	21Alp And	2.0730	11000.	72	29452	No
151	GOM_NL__2PRFIN20071018_150457_000000382062_00340_29452_6026.N1	18-OCT-2007 15:04:57	Bright	38.000	53	43Bet And	2.0480	3300.0	76	29452	No
152	GOM_NL__2PRFIN20071018_151033_000000382062_00340_29452_6027.N1	18-OCT-2007 15:10:33	Bright	38.000	68	18Alp Cas	2.2250	4500.0	76	29452	No
153	GOM_NL__2PRFIN20071018_151153_000000372062_00340_29452_6028.N1	18-OCT-2007 15:11:53	Bright	37.000	76	27Gam Cas	2.3000	30000.	74	29452	No
154	GOM_NL__2PRFIN20071018_151938_000000362062_00340_29452_6029.N1	18-OCT-2007 15:19:38	Bright	36.000	49	1Alp UMi	1.9900	6300.0	72	29452	No
155	GOM_NL__2PRFIN20071018_152752_000000382062_00340_29452_6030.N1	18-OCT-2007 15:27:52	Bright	37.500	36	50Alp UMa	1.8000	6300.0	75	29452	No
156	GOM_NL__2PRFIN20071018_152926_000000532062_00340_29452_6031.N1	18-OCT-2007 15:29:26	Bright	53.000	82	48Bet UMa	2.3650	10600.	106	29452	No
157	GOM_NL__2PRFIN20071018_153252_000000392062_00340_29452_6032.N1	18-OCT-2007 15:32:52	Bright	39.000	174	52Psi UMa	3.0040	4400.0	78	29452	No
158	GOM_NL__2PRFIN20071018_153955_000000262062_00340_29452_6033.N1	18-OCT-2007 15:39:55	Tw_i_and_stray	26.000	166	17Eps Leo	2.9800	6000.0	52	29452	No
159	GOM_NL__2PRFIN20071018_154315_000000592062_00340_29452_6034.N1	18-OCT-2007 15:43:15	Bright	59.000	22	32Alp Leo	1.3600	15200.	118	29452	No
160	GOM_NL__2PRFIN20071018_155051_000000552062_00340_29452_6035.N1	18-OCT-2007 15:50:51	Dark	54.500	48	30Alp Hya	1.9770	4100.0	109	29452	No

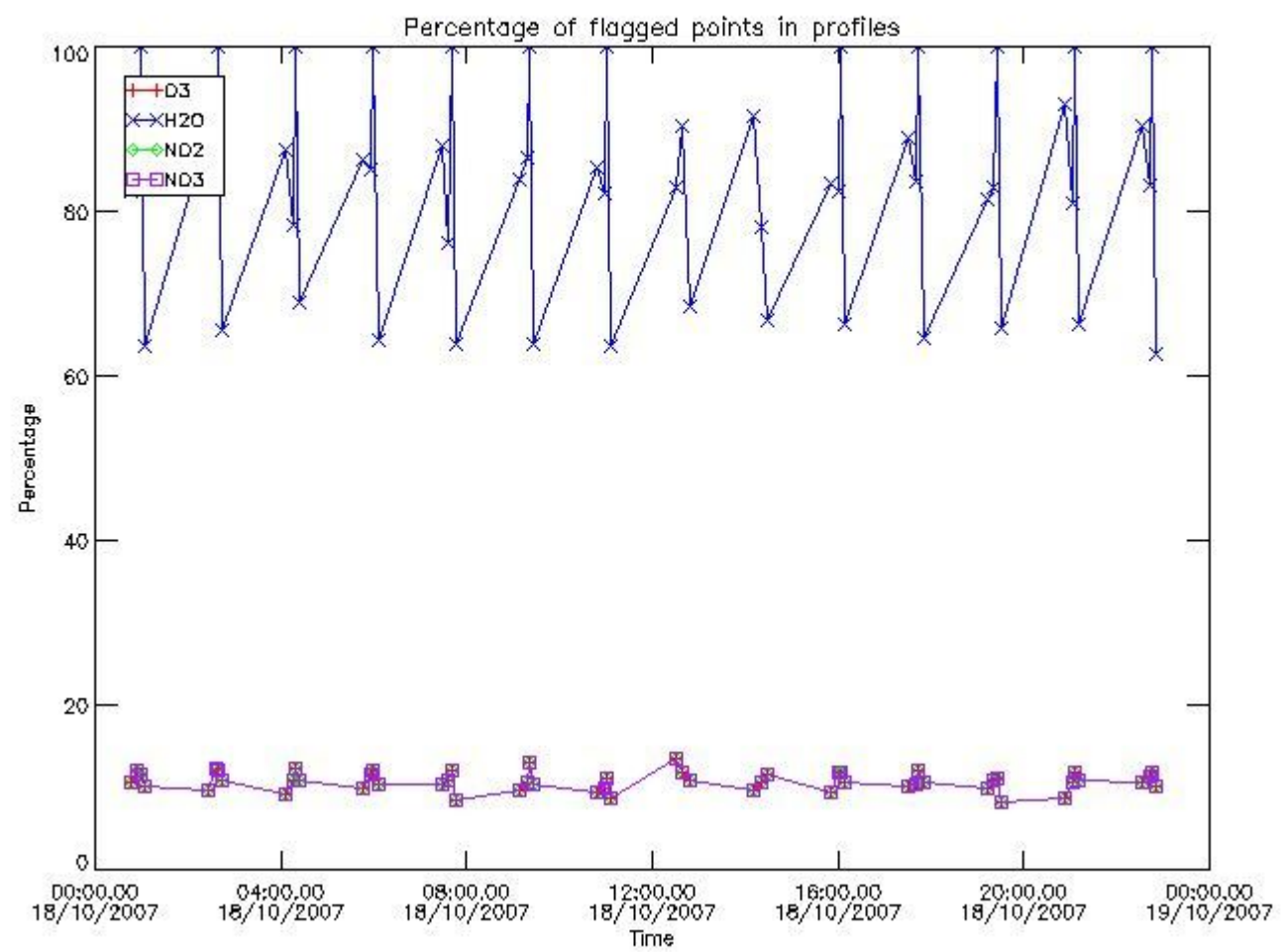
161	GOM_NL__2PRFIN20071018_160020_000000432062_00340_29452_6036.N1	18-OCT-2007 16:00:20	Dark	43.000	65	Lam Vel	2.2040	4400.0	86	29452	No
162	GOM_NL__2PRFIN20071018_160335_000000432062_00341_29453_6042.N1	18-OCT-2007 16:03:35	Dark	43.000	34	Gam2Vel	1.7930	23000.	86	29453	No
163	GOM_NL__2PRFIN20071018_160914_000000482062_00341_29453_6043.N1	18-OCT-2007 16:09:14	Dark	48.000	2	Alp Car	-0.73600	7000.0	96	29453	No
164	GOM_NL__2PRFIN20071018_162050_000000432062_00341_29453_6044.N1	18-OCT-2007 16:20:50	Straylight	42.500	157	The1Eri	2.9060	9300.0	85	29453	No
165	GOM_NL__2PRFIN20071018_162940_000000442062_00341_29453_6045.N1	18-OCT-2007 16:29:40	Straylight	43.500	52	16Bet Cet	2.0370	4500.0	87	29453	No
166	GOM_NL__2PRFIN20071018_163915_000000352062_00341_29453_6046.N1	18-OCT-2007 16:39:15	Bright	34.500	140	88Gam Peg	2.8340	26000.	69	29453	No
167	GOM_NL__2PRFIN20071018_164311_000000372062_00341_29453_6047.N1	18-OCT-2007 16:43:11	Bright	36.500	58	21Alp And	2.0730	11000.	73	29453	No
168	GOM_NL__2PRFIN20071018_164532_000000412062_00341_29453_6048.N1	18-OCT-2007 16:45:32	Bright	41.000	53	43Bet And	2.0480	3300.0	82	29453	No
169	GOM_NL__2PRFIN20071018_165109_000000382062_00341_29453_6049.N1	18-OCT-2007 16:51:09	Bright	37.500	68	18Alp Cas	2.2250	4500.0	75	29453	No
170	GOM_NL__2PRFIN20071018_165229_000000372062_00341_29453_6050.N1	18-OCT-2007 16:52:29	Bright	36.500	76	27Gam Cas	2.3000	30000.	73	29453	No
171	GOM_NL__2PRFIN20071018_170014_000000372062_00341_29453_6051.N1	18-OCT-2007 17:00:14	Bright	36.500	49	1Alp UMi	1.9900	6300.0	73	29453	No
172	GOM_NL__2PRFIN20071018_170828_000000382062_00341_29453_6052.N1	18-OCT-2007 17:08:28	Bright	38.000	36	50Alp UMa	1.8000	6300.0	76	29453	No
173	GOM_NL__2PRFIN20071018_171002_000000532062_00341_29453_6053.N1	18-OCT-2007 17:10:02	Bright	53.000	82	48Bet UMa	2.3650	10600.	106	29453	No
174	GOM_NL__2PRFIN20071018_171328_000000352062_00341_29453_6054.N1	18-OCT-2007 17:13:28	Bright	34.500	174	52Psi UMa	3.0040	4400.0	69	29453	No
175	GOM_NL__2PRFIN20071018_172032_000000262062_00341_29453_6055.N1	18-OCT-2007 17:20:32	Tw_i_and_stray	26.000	166	17Eps Leo	2.9800	6000.0	52	29453	No
176	GOM_NL__2PRFIN20071018_172351_000000592062_00341_29453_6056.N1	18-OCT-2007 17:23:51	Bright	59.000	22	32Alp Leo	1.3600	15200.	118	29453	No
177	GOM_NL__2PRFIN20071018_173127_000000502062_00341_29453_6057.N1	18-OCT-2007 17:31:27	Dark	50.000	48	30Alp Hya	1.9770	4100.0	100	29453	No
178	GOM_NL__2PRFIN20071018_174056_000000502062_00341_29453_6058.N1	18-OCT-2007 17:40:56	Dark	49.500	65	Lam Vel	2.2040	4400.0	99	29453	No
179	GOM_NL__2PRFIN20071018_174412_000000432062_00342_29454_6054.N1	18-OCT-2007 17:44:12	Dark	42.500	34	Gam2Vel	1.7930	23000.	85	29454	No
180	GOM_NL__2PRFIN20071018_174951_000000492062_00342_29454_6055.N1	18-OCT-2007 17:49:51	Dark	48.500	2	Alp Car	-0.73600	7000.0	97	29454	No
181	GOM_NL__2PRFIN20071018_180126_000000442062_00342_29454_6056.N1	18-OCT-2007 18:01:26	Straylight	44.000	157	The1Eri	2.9060	9300.0	88	29454	No
182	GOM_NL__2PRFIN20071018_181016_000000452062_00342_29454_6057.N1	18-OCT-2007 18:10:16	Straylight	45.000	52	16Bet Cet	2.0370	4500.0	90	29454	No
183	GOM_NL__2PRFIN20071018_181951_000000352062_00342_29454_6058.N1	18-OCT-2007 18:19:51	Bright	34.500	140	88Gam Peg	2.8340	26000.	69	29454	No
184	GOM_NL__2PRFIN20071018_182347_000000352062_00342_29454_6059.N1	18-OCT-2007 18:23:47	Bright	35.000	58	21Alp And	2.0730	11000.	70	29454	No
185	GOM_NL__2PRFIN20071018_182608_000000412062_00342_29454_6060.N1	18-OCT-2007 18:26:08	Bright	41.000	53	43Bet And	2.0480	3300.0	82	29454	No
186	GOM_NL__2PRFIN20071018_183144_000000382062_00342_29454_6061.N1	18-OCT-2007 18:31:44	Bright	38.000	68	18Alp Cas	2.2250	4500.0	76	29454	No
187	GOM_NL__2PRFIN20071018_183305_000000372062_00342_29454_6062.N1	18-OCT-2007 18:33:05	Bright	36.500	76	27Gam Cas	2.3000	30000.	73	29454	No
188	GOM_NL__2PRFIN20071018_184050_000000362062_00342_29454_6063.N1	18-OCT-2007 18:40:50	Bright	35.500	49	1Alp UMi	1.9900	6300.0	71	29454	No
189	GOM_NL__2PRFIN20071018_184904_000000352062_00342_29454_6064.N1	18-OCT-2007 18:49:04	Bright	35.000	36	50Alp UMa	1.8000	6300.0	70	29454	No
190	GOM_NL__2PRFIN20071018_185038_000000372062_00342_29454_6065.N1	18-OCT-2007 18:50:38	Bright	37.000	82	48Bet UMa	2.3650	10600.	74	29454	No
191	GOM_NL__2PRFIN20071018_185404_000000352062_00342_29454_6066.N1	18-OCT-2007 18:54:04	Bright	35.000	174	52Psi UMa	3.0040	4400.0	70	29454	No
192	GOM_NL__2PRFIN20071018_190149_000000572062_00342_29454_6067.N1	18-OCT-2007 19:01:49	Bright	57.000	51	41Gam1Leo	2.0100	4500.0	114	29454	No
193	GOM_NL__2PRFIN20071018_190427_000000402062_00342_29454_6068.N1	18-OCT-2007 19:04:27	Bright	39.500	22	32Alp Leo	1.3600	15200.	79	29454	No
194	GOM_NL__2PRFIN20071018_191204_000000522062_00342_29454_6069.N1	18-OCT-2007 19:12:04	Dark	51.500	48	30Alp Hya	1.9770	4100.0	103	29454	No
195	GOM_NL__2PRFIN20071018_192133_000000482062_00342_29454_6070.N1	18-OCT-2007 19:21:33	Dark	47.500	65	Lam Vel	2.2040	4400.0	95	29454	No
196	GOM_NL__2PRFIN20071018_192449_000000462062_00343_29455_6062.N1	18-OCT-2007 19:24:49	Dark	45.500	34	Gam2Vel	1.7930	23000.	91	29455	No
197	GOM_NL__2PRFIN20071018_193027_000000622062_00343_29455_6063.N1	18-OCT-2007 19:30:27	Dark	61.500	2	Alp Car	-0.73600	7000.0	123	29455	No
198	GOM_NL__2PRFIN20071018_194203_000000462062_00343_29455_6064.N1	18-OCT-2007 19:42:03	Straylight	45.500	157	The1Eri	2.9060	9300.0	91	29455	No
199	GOM_NL__2PRFIN20071018_195053_000000452062_00343_29455_6065.N1	18-OCT-2007 19:50:53	Straylight	44.500	52	16Bet Cet	2.0370	4500.0	89	29455	No
200	GOM_NL__2PRFIN20071018_200028_000000362062_00343_29455_6066.N1	18-OCT-2007 20:00:28	Bright	36.000	140	88Gam Peg	2.8340	26000.	72	29455	No
201	GOM_NL__2PRFIN20071018_200424_000000362062_00343_29455_6067.N1	18-OCT-2007 20:04:24	Bright	36.000	58	21Alp And	2.0730	11000.	72	29455	No
202	GOM_NL__2PRFIN20071018_200644_000000392062_00343_29455_6068.N1	18-OCT-2007 20:06:44	Bright	39.000	53	43Bet And	2.0480	3300.0	78	29455	No
203	GOM_NL__2PRFIN20071018_201220_000000382062_00343_29455_6069.N1	18-OCT-2007 20:12:20	Bright	37.500	68	18Alp Cas	2.2250	4500.0	75	29455	No
204	GOM_NL__2PRFIN20071018_201340_000000382062_00343_29455_6070.N1	18-OCT-2007 20:13:40	Bright	38.000	76	27Gam Cas	2.3000	30000.	76	29455	No
205	GOM_NL__2PRFIN20071018_202126_000000362062_00343_29455_6071.N1	18-OCT-2007 20:21:26	Bright	36.000	49	1Alp UMi	1.9900	6300.0	72	29455	No
206	GOM_NL__2PRFIN20071018_202940_000000372062_00343_29455_6072.N1	18-OCT-2007 20:29:40	Bright	37.000	36	50Alp UMa	1.8000	6300.0	74	29455	No
207	GOM_NL__2PRFIN20071018_203114_000000362062_00343_29455_6073.N1	18-OCT-2007 20:31:14	Bright	36.000	82	48Bet UMa	2.3650	10600.	72	29455	No
208	GOM_NL__2PRFIN20071018_203440_000000532062_00343_29455_6074.N1	18-OCT-2007 20:34:40	Bright	53.000	174	52Psi UMa	3.0040	4400.0	106	29455	No
209	GOM_NL__2PRFIN20071018_204226_000000482062_00343_29455_6075.N1	18-OCT-2007 20:42:26	Bright	48.000	51	41Gam1Leo	2.0100	4500.0	96	29455	No
210	GOM_NL__2PRFIN20071018_204503_000000412062_00343_29455_6076.N1	18-OCT-2007 20:45:03	Bright	41.000	22	32Alp Leo	1.3600	15200.	82	29455	No
211	GOM_NL__2PRFIN20071018_205241_000000582062_00343_29455_6077.N1	18-OCT-2007 20:52:41	Dark	58.000	48	30Alp Hya	1.9770	4100.0	116	29455	No
212	GOM_NL__2PRFIN20071018_210209_000000482062_00343_29455_6078.N1	18-OCT-2007 21:02:09	Dark	48.000	65	Lam Vel	2.2040	4400.0	96	29455	No
213	GOM_NL__2PRFIN20071018_210525_000000442062_00344_29456_6084.N1	18-OCT-2007 21:05:25	Dark	43.500	34	Gam2Vel	1.7930	23000.	87	29456	No
214	GOM_NL__2PRFIN20071018_211104_000000472062_00344_29456_6085.N1	18-OCT-2007 21:11:04	Dark	46.500	2	Alp Car	-0.73600	7000.0	93	29456	No
215	GOM_NL__2PRFIN20071018_212239_000000452062_00344_29456_6086.N1	18-OCT-2007 21:22:39	Straylight	44.500	157	The1Eri	2.9060	9300.0	89	29456	No
216	GOM_NL__2PRFIN20071018_213129_000000442062_00344_29456_6087.N1	18-OCT-2007 21:31:29	Straylight	43.500	52	16Bet Cet	2.0370	4500.0	87	29456	No
217	GOM_NL__2PRFIN20071018_214103_000000362062_00344_29456_6088.N1	18-OCT-2007 21:41:03	Bright	35.500	140	88Gam Peg	2.8340	26000.	71	29456	No
218	GOM_NL__2PRFIN20071018_214459_000000362062_00344_29456_6089.N1	18-OCT-2007 21:44:59	Bright	35.500	58	21Alp And	2.0730	11000.	71	29456	No
219	GOM_NL__2PRFIN20071018_214719_000000402062_00344_29456_6090.N1	18-OCT-2007 21:47:19	Bright	40.000	53	43Bet And	2.0480	3300.0	80	29456	No

220	GOM_NL__2PRFIN20071018_215256_000000382062_00344_29456_6091.N1	18-OCT-2007 21:52:56	Bright	37.500	68	18Alp Cas	2.2250	4500.0	75	29456	No
221	GOM_NL__2PRFIN20071018_215416_000000382062_00344_29456_6092.N1	18-OCT-2007 21:54:16	Bright	37.500	76	27Gam Cas	2.3000	30000.	75	29456	No
222	GOM_NL__2PRFIN20071018_220201_000000362062_00344_29456_6093.N1	18-OCT-2007 22:02:01	Bright	36.000	49	1Alp UMi	1.9900	6300.0	72	29456	No
223	GOM_NL__2PRFIN20071018_221016_000000372062_00344_29456_6094.N1	18-OCT-2007 22:10:16	Bright	37.000	36	50Alp UMa	1.8000	6300.0	74	29456	No
224	GOM_NL__2PRFIN20071018_221150_000000522062_00344_29456_6095.N1	18-OCT-2007 22:11:50	Bright	52.000	82	48Bet UMa	2.3650	10600.	104	29456	No
225	GOM_NL__2PRFIN20071018_221516_000000532062_00344_29456_6096.N1	18-OCT-2007 22:15:16	Bright	53.000	174	52Psi UMa	3.0040	4400.0	106	29456	No
226	GOM_NL__2PRFIN20071018_222302_000000382062_00344_29456_6097.N1	18-OCT-2007 22:23:02	Bright	38.000	51	41Gam1Leo	2.0100	4500.0	76	29456	No
227	GOM_NL__2PRFIN20071018_222540_000000422062_00344_29456_6098.N1	18-OCT-2007 22:25:40	Bright	42.000	22	32Alp Leo	1.3600	15200.	84	29456	No
228	GOM_NL__2PRFIN20071018_223317_000000572062_00344_29456_6099.N1	18-OCT-2007 22:33:17	Dark	57.000	48	30Alp Hya	1.9770	4100.0	114	29456	No
229	GOM_NL__2PRFIN20071018_224246_000000452062_00344_29456_6100.N1	18-OCT-2007 22:42:46	Dark	45.000	65	Lam Vel	2.2040	4400.0	90	29456	No
230	GOM_NL__2PRFIN20071018_224602_000000432062_00345_29457_6094.N1	18-OCT-2007 22:46:02	Dark	43.000	34	Gam2Vel	1.7930	23000.	86	29457	No
231	GOM_NL__2PRFIN20071018_225141_000000502062_00345_29457_6095.N1	18-OCT-2007 22:51:41	Dark	50.000	2	Alp Car	-0.73600	7000.0	100	29457	No
232	GOM_NL__2PRFIN20071018_230315_000000452062_00345_29457_6096.N1	18-OCT-2007 23:03:15	Straylight	45.000	157	The1Eri	2.9060	9300.0	90	29457	No
233	GOM_NL__2PRFIN20071018_231205_000000442062_00345_29457_6097.N1	18-OCT-2007 23:12:05	Straylight	43.500	52	16Bet Cet	2.0370	4500.0	87	29457	No
234	GOM_NL__2PRFIN20071018_232139_000000362062_00345_29457_6098.N1	18-OCT-2007 23:21:39	Bright	36.000	140	88Gam Peg	2.8340	26000.	72	29457	No
235	GOM_NL__2PRFIN20071018_232535_000000372062_00345_29457_6099.N1	18-OCT-2007 23:25:35	Bright	36.500	58	21Alp And	2.0730	11000.	73	29457	No
236	GOM_NL__2PRFIN20071018_232755_000000422062_00345_29457_6100.N1	18-OCT-2007 23:27:55	Bright	42.000	53	43Bet And	2.0480	3300.0	84	29457	No
237	GOM_NL__2PRFIN20071018_233332_000000352062_00345_29457_6101.N1	18-OCT-2007 23:33:32	Bright	34.500	68	18Alp Cas	2.2250	4500.0	69	29457	No
238	GOM_NL__2PRFIN20071018_233452_000000372062_00345_29457_6102.N1	18-OCT-2007 23:34:52	Bright	37.000	76	27Gam Cas	2.3000	30000.	74	29457	No
239	GOM_NL__2PRFIN20071018_234237_000000362062_00345_29457_6103.N1	18-OCT-2007 23:42:37	Bright	36.000	49	1Alp UMi	1.9900	6300.0	72	29457	No
240	GOM_NL__2PRFIN20071018_235052_000000382062_00345_29457_6104.N1	18-OCT-2007 23:50:52	Bright	37.500	36	50Alp UMa	1.8000	6300.0	75	29457	No
241	GOM_NL__2PRFIN20071018_235226_000000532062_00345_29457_6105.N1	18-OCT-2007 23:52:26	Bright	53.000	82	48Bet UMa	2.3650	10600.	106	29457	No
242	GOM_NL__2PRFIN20071018_235551_000000372062_00345_29457_6106.N1	18-OCT-2007 23:55:51	Bright	37.000	174	52Psi UMa	3.0040	4400.0	74	29457	No

3. Quality information per product

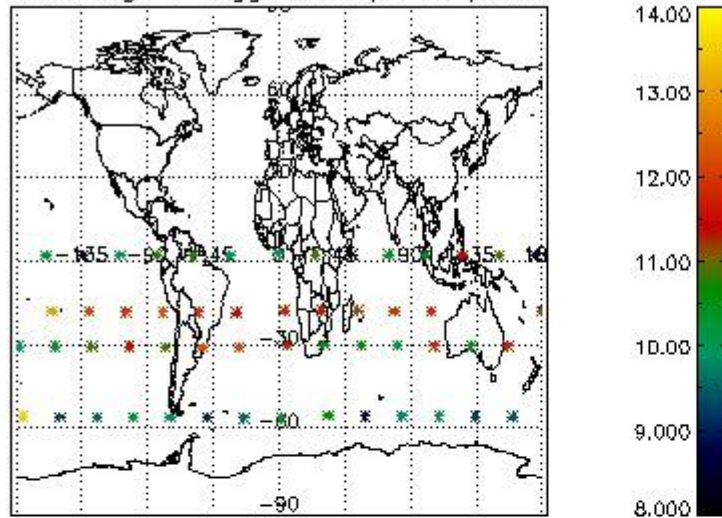
In this section it is plotted some information contained in the Quality Summary data set of the level 2 products. Only products in dark limb conditions and without errors (error flag in the MPH set to "0") are used.

3.1 Plot quality information per product (time dependant)

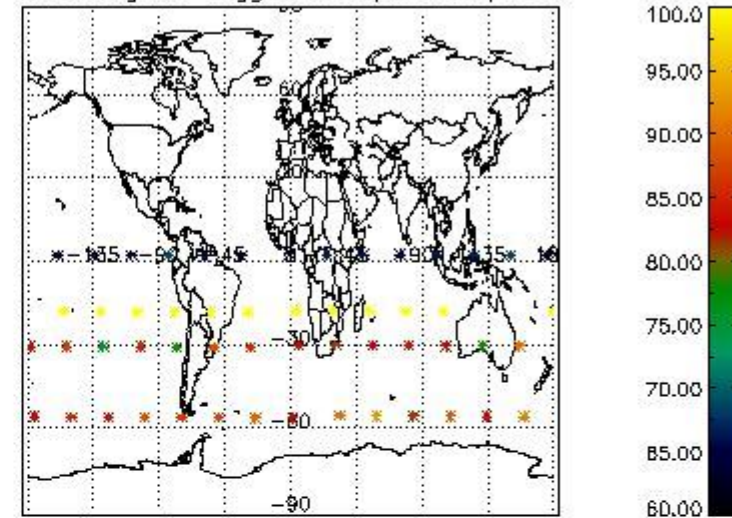


3.2 Plot quality information per product (world map)

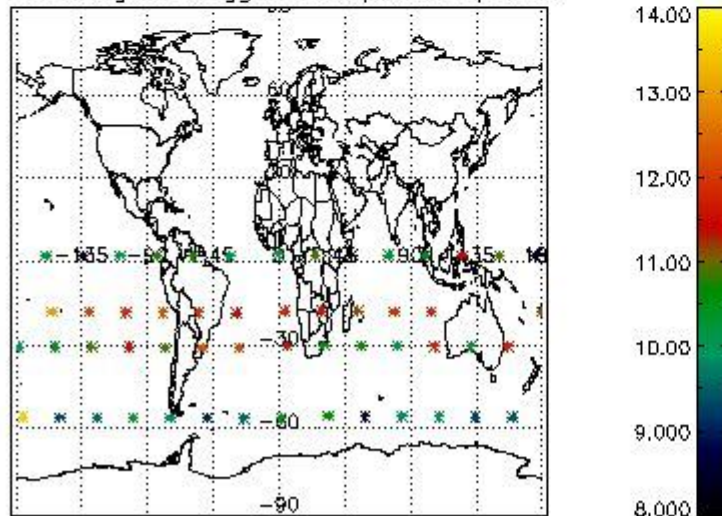
Percentage of flagged data per O3 profile



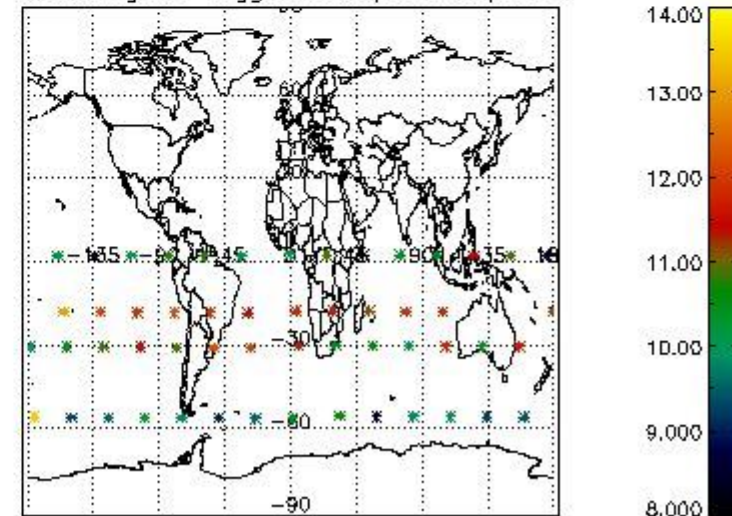
Percentage of flagged data per H2O profile



Percentage of flagged data per NO2 profile



Percentage of flagged data per NO3 profile

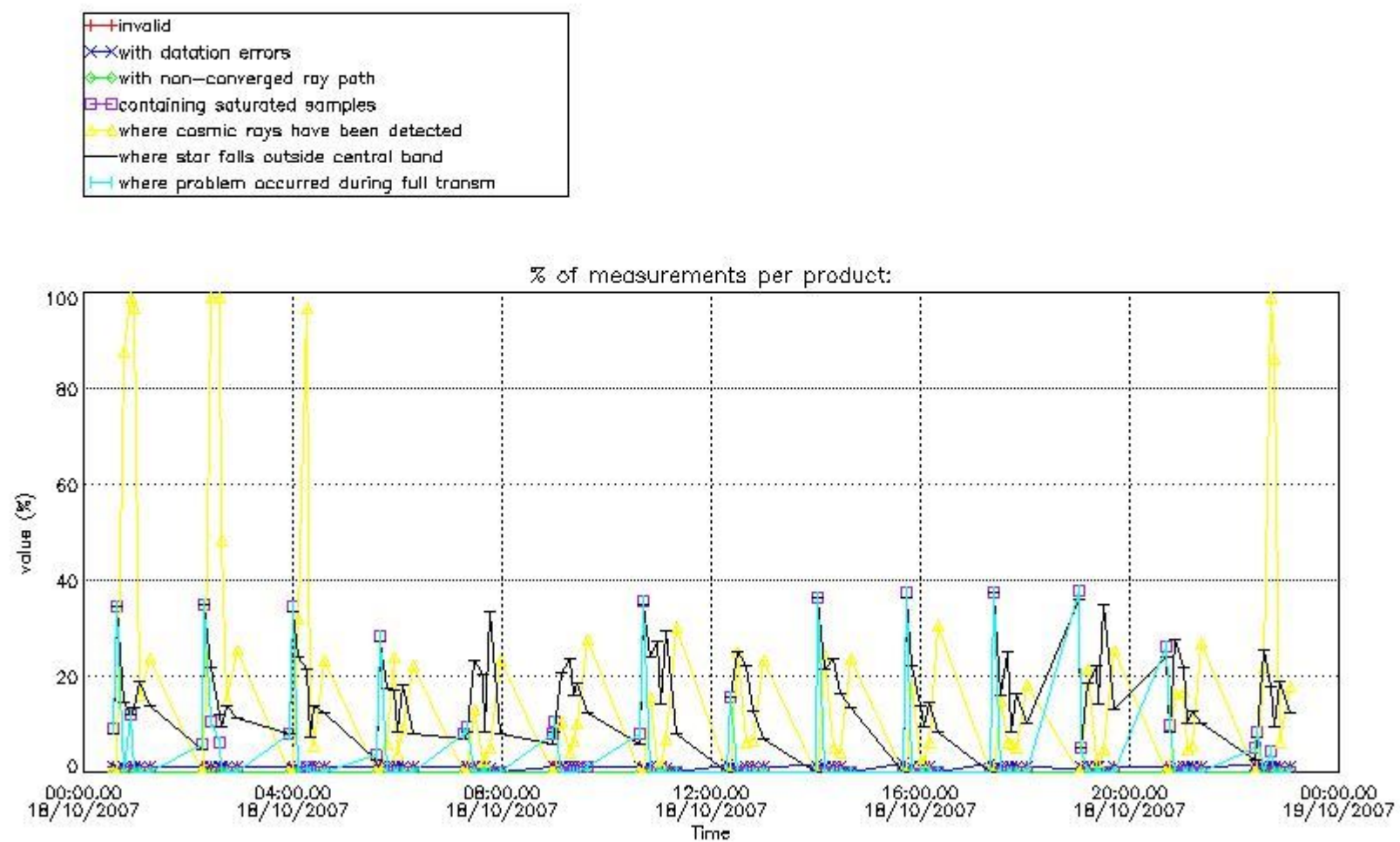


4. Level 1 quality information per product

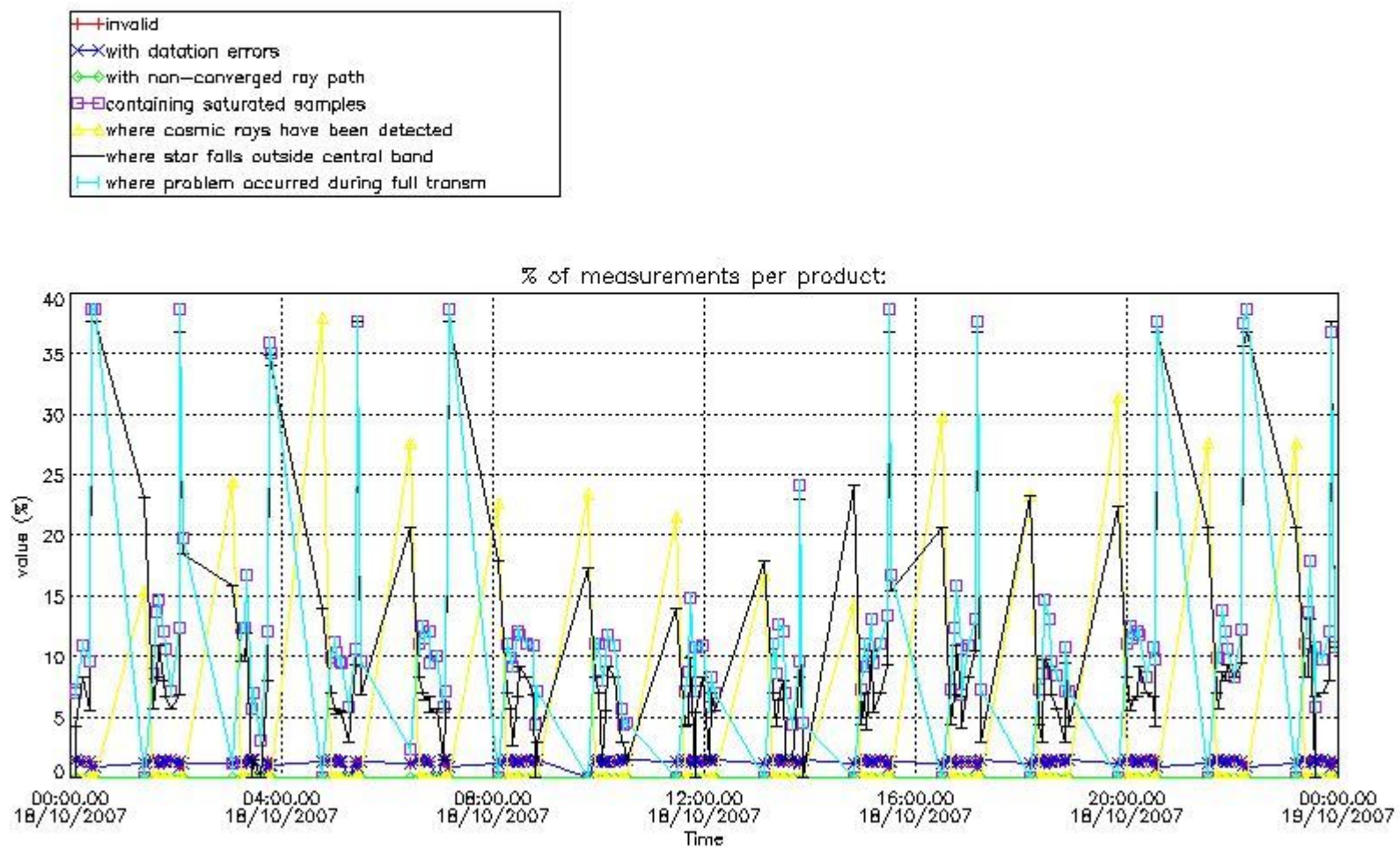
In this section it is plotted some information contained in the Quality Summary data set of the level 2 products that comes from the level 1b processing. Products without errors (error flag in the MPH set to "0") are used.

4.1 Plot quality information per product (time dependant) coming from level 1b processing

4.1.1 Plot level 1 quality information per product (time dependant): ENVISAT ASCENDING passes



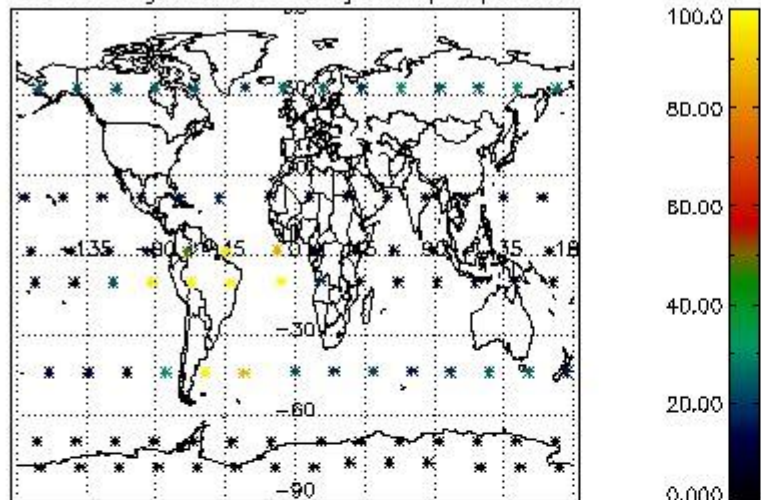
4.1.2 Plot level 1 quality information per product (time dependant): ENVI SAT DESCENDING passes



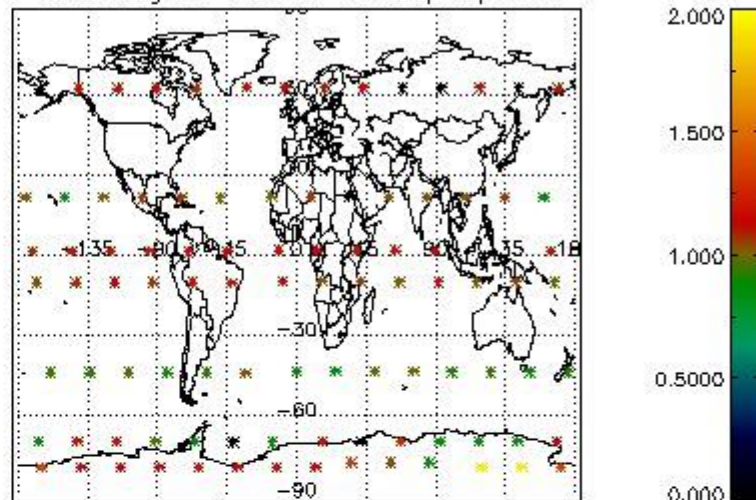
4.2 Plot quality information per product coming from level 1b processing (world map)

4.2.1 Plot level 1 quality information per product (world map): ENVISAT ASCENDING passes

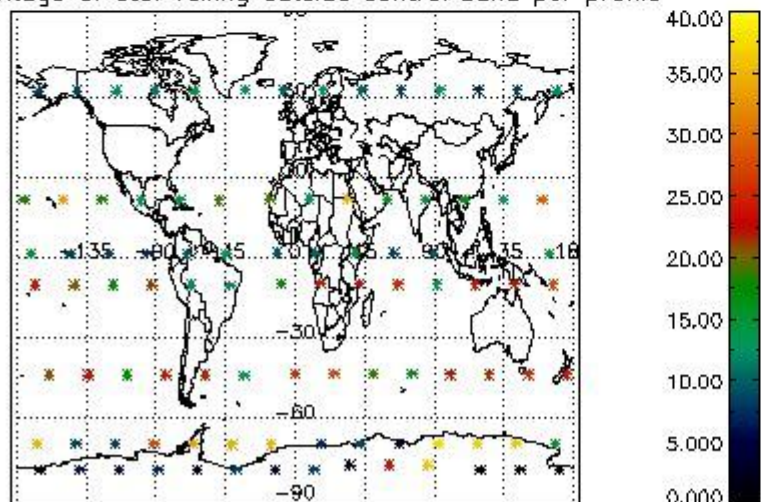
Percentage of cosmic ray hits per profile



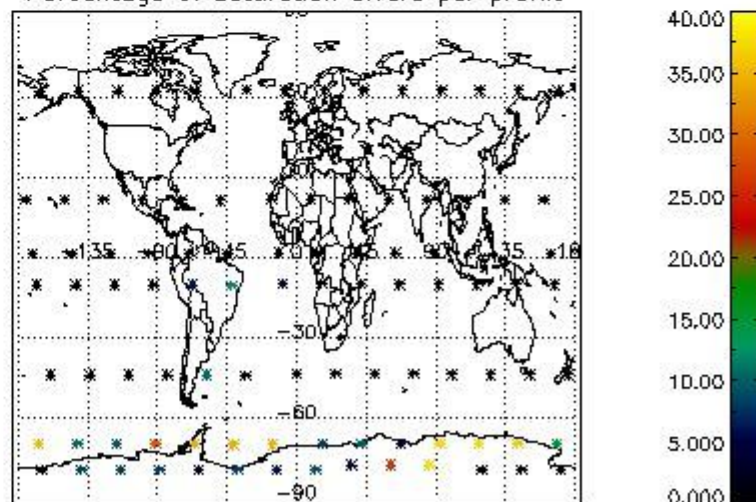
Percentage of datation errors per profile



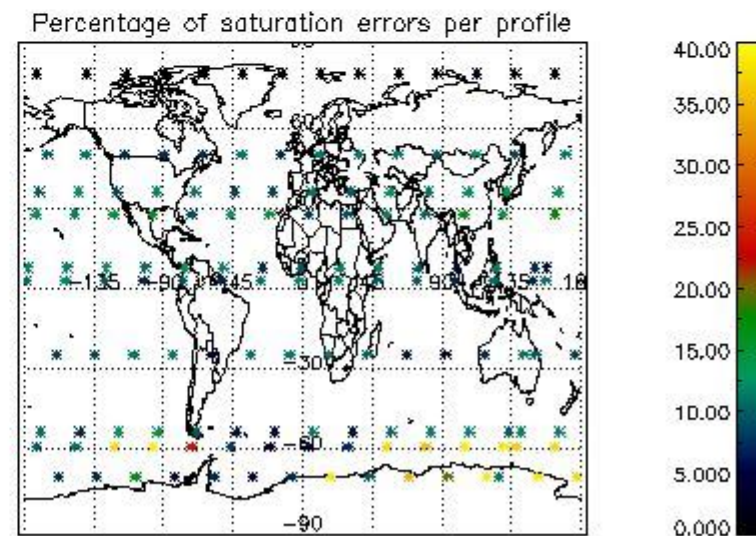
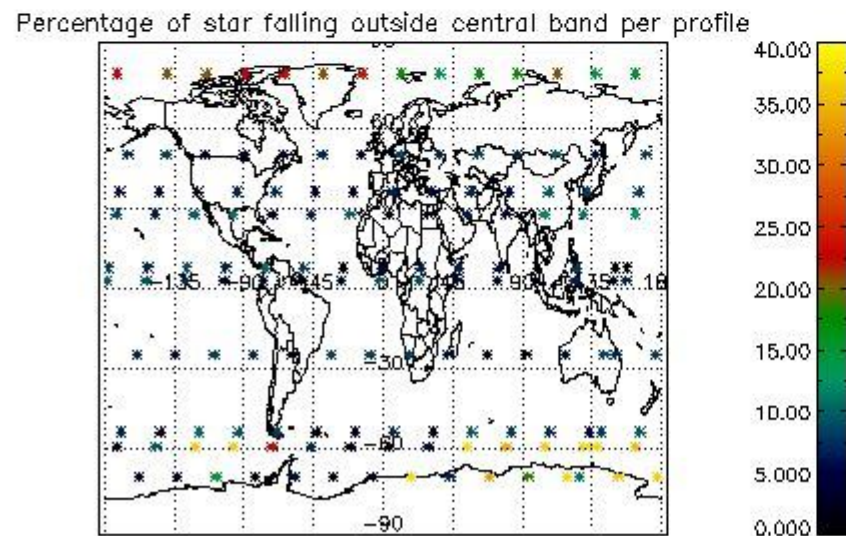
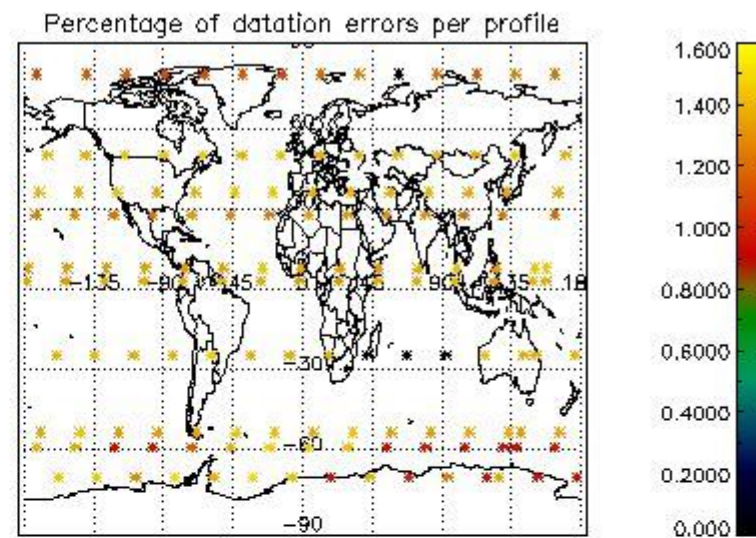
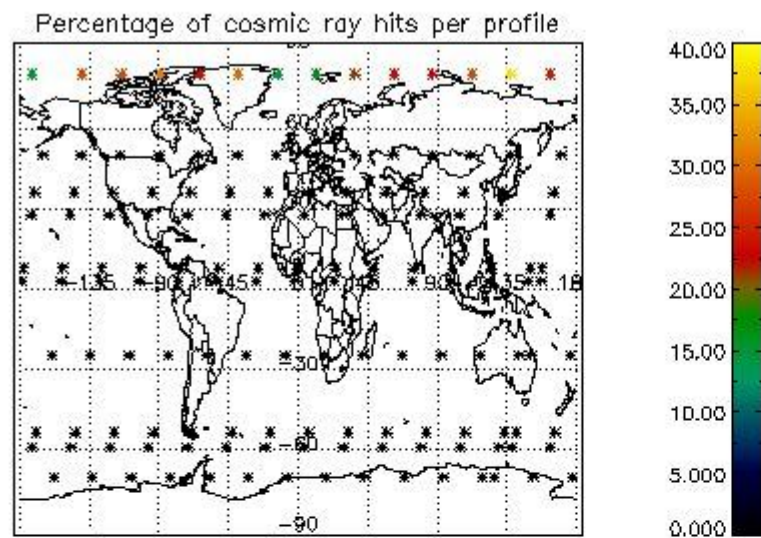
Percentage of star falling outside central band per profile



Percentage of saturation errors per profile



4.2.2 Plot level 1 quality information per product (world map): ENVISAT DESCENDING passes



5. Trace gas profiles

5.1 Ozone statistics based on quality of products

The final quality of the products can be "measured" using the STD (Standard Deviation) attached to every point profile. This information is written to the parameter GOM_NL__2P/NL_LOCAL_SPECIES_DENSITY/o3_std of the level 2 products. The table below shows the statistics for given STD ranges.

The statistics are given with respect to the overall valid production:

- Products without fatal errors: GOM_NL__2P/MPH/PRODUCT_ERR=0
- Valid point profile: GOM_NL__2P/NL_LOCAL_SPECIES_DENSITY/pcd(0)=0

The 'Criteria' is applied to valid points of dark limb products:

- Products in dark limb illumination condition: GOM_NL__2P/NL_SUMMARY_QUALITY/obs_ill_cond=0
- Products without fatal errors: GOM_NL__2P/MPH/PRODUCT_ERR=0
- Valid point profile: GOM_NL__2P/NL_LOCAL_SPECIES_DENSITY/pcd(0)=0

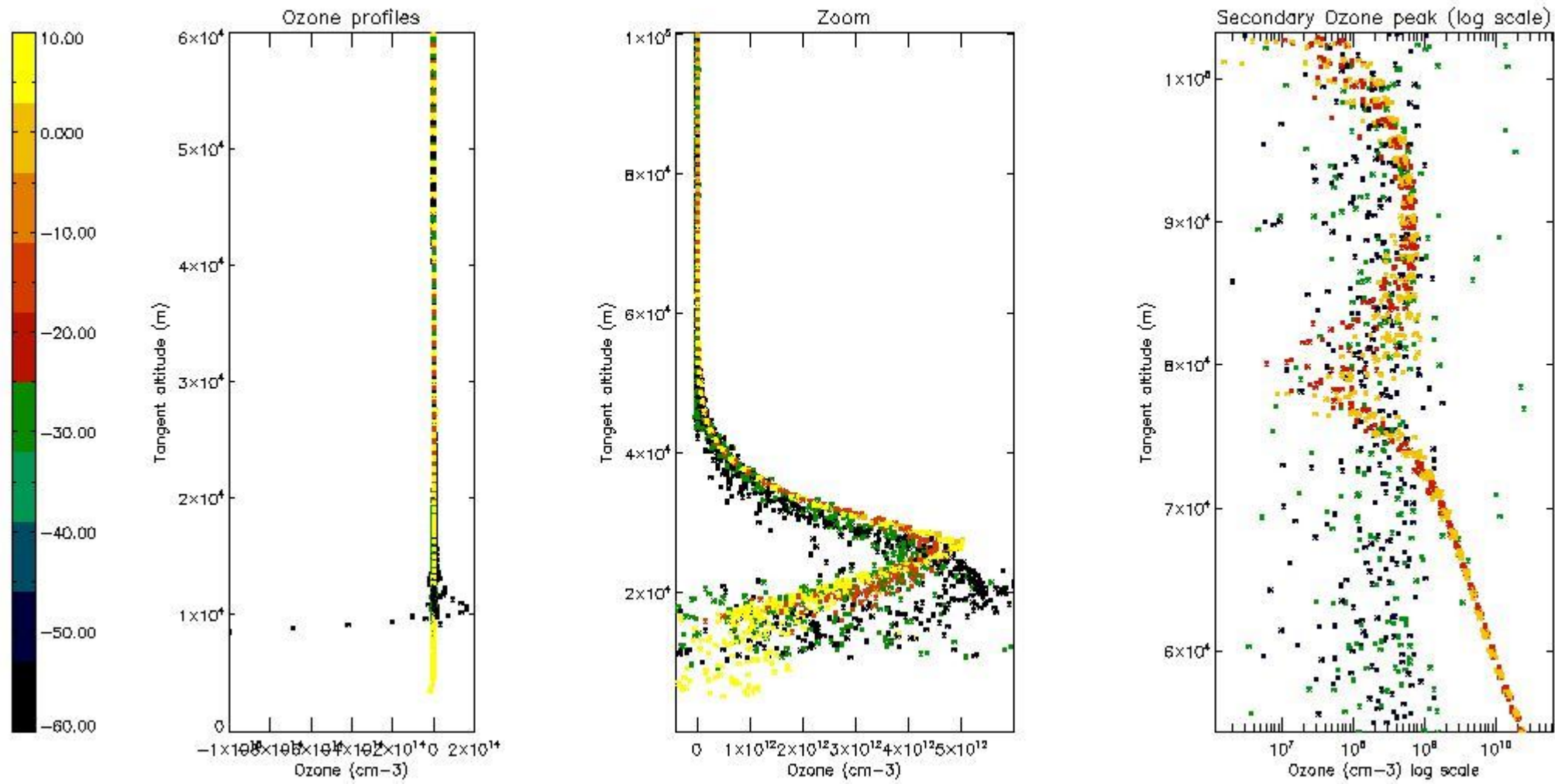
So, the table below shows the percentage of dark limb and valid observations for each criteria with respect to the overall valid daily observations.

Criteria	% of total production
All STD	27
STD < 20	14

STD < 10	10
STD < 5	8

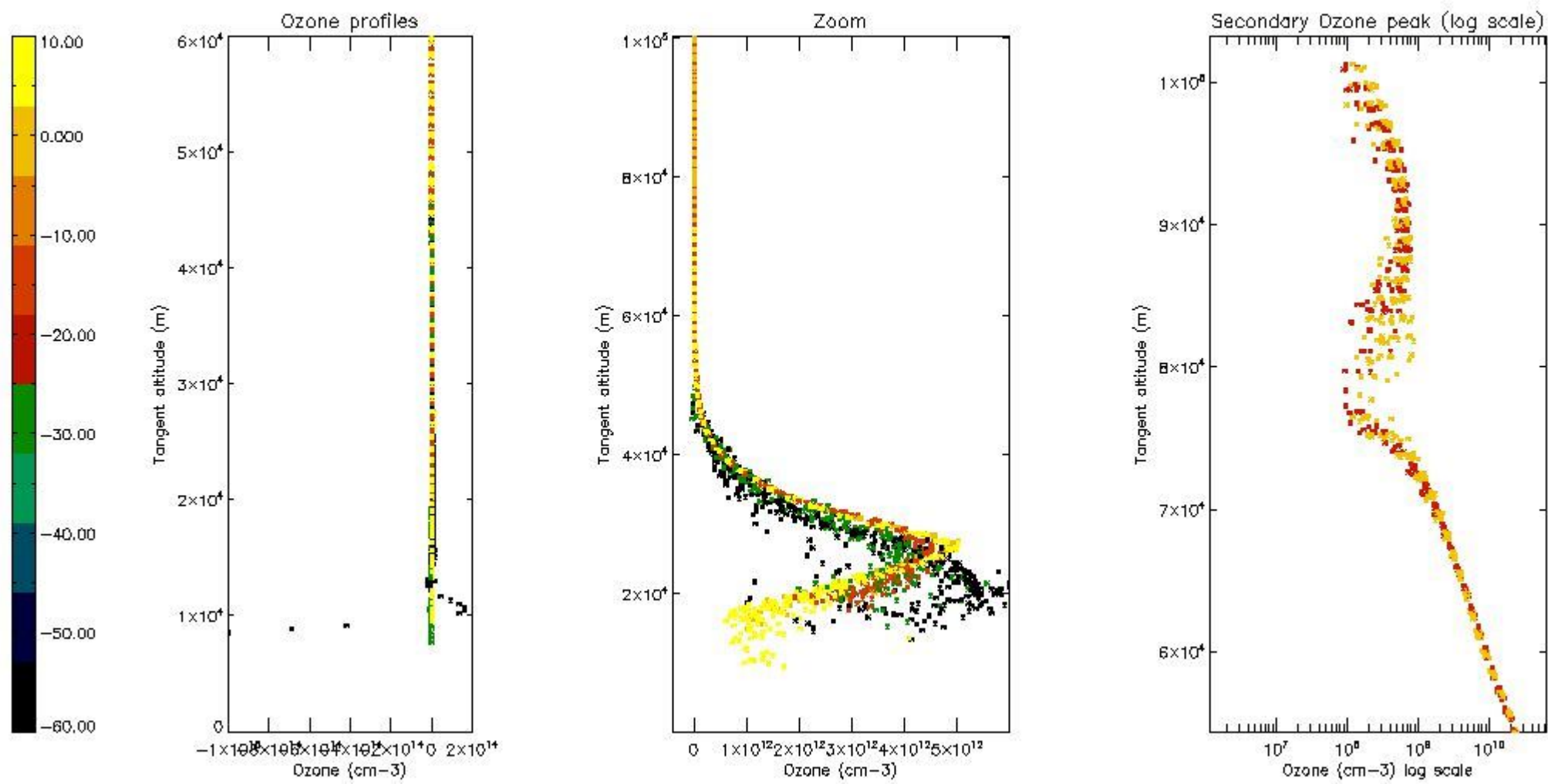
5.2 Plot ozone profiles for all STD (dark without errors)

The colorbar represents the latitude.



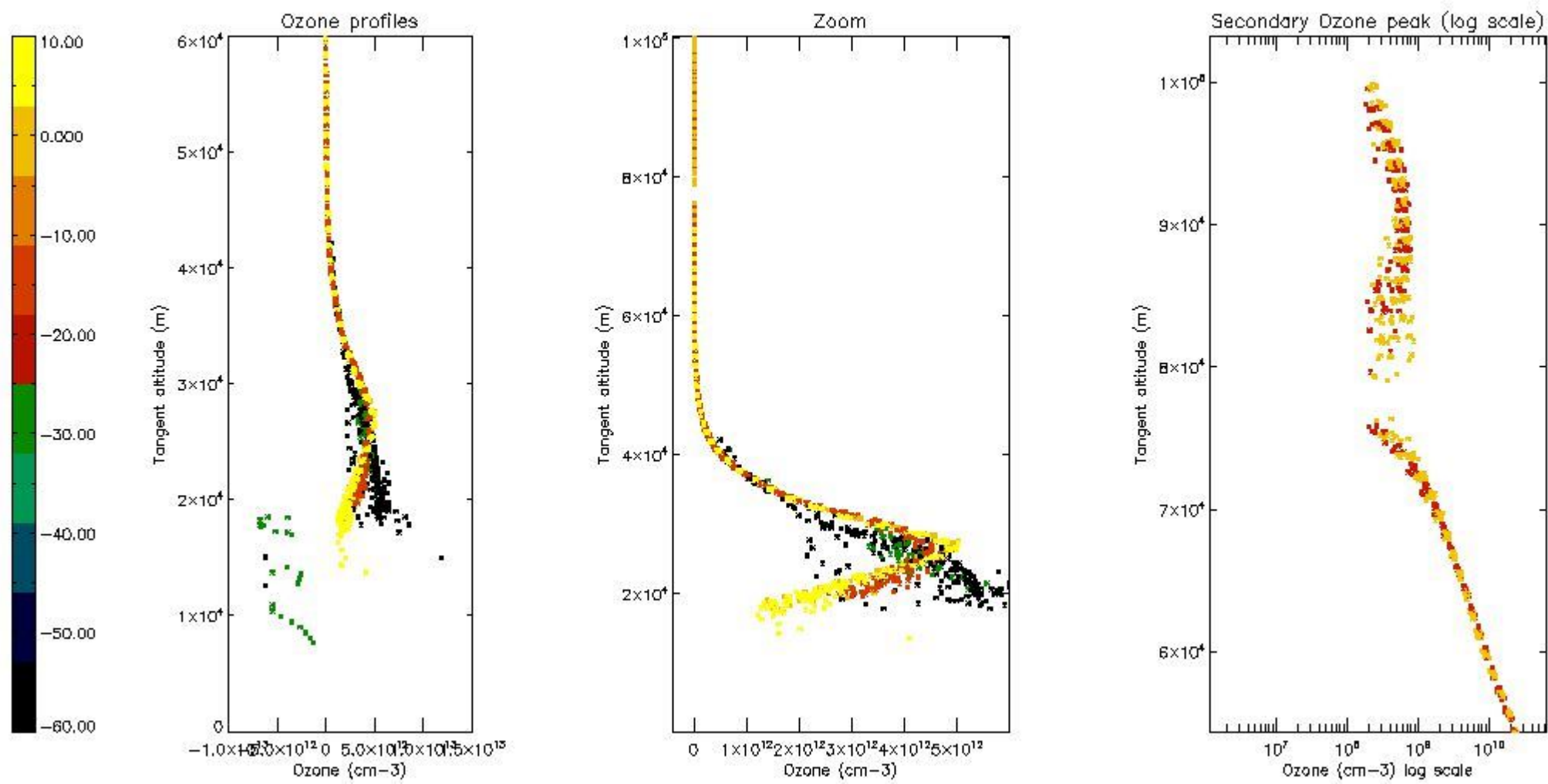
5.3 Plot ozone profiles where STD < 20% (dark without errors)

The colorbar represents the latitude.



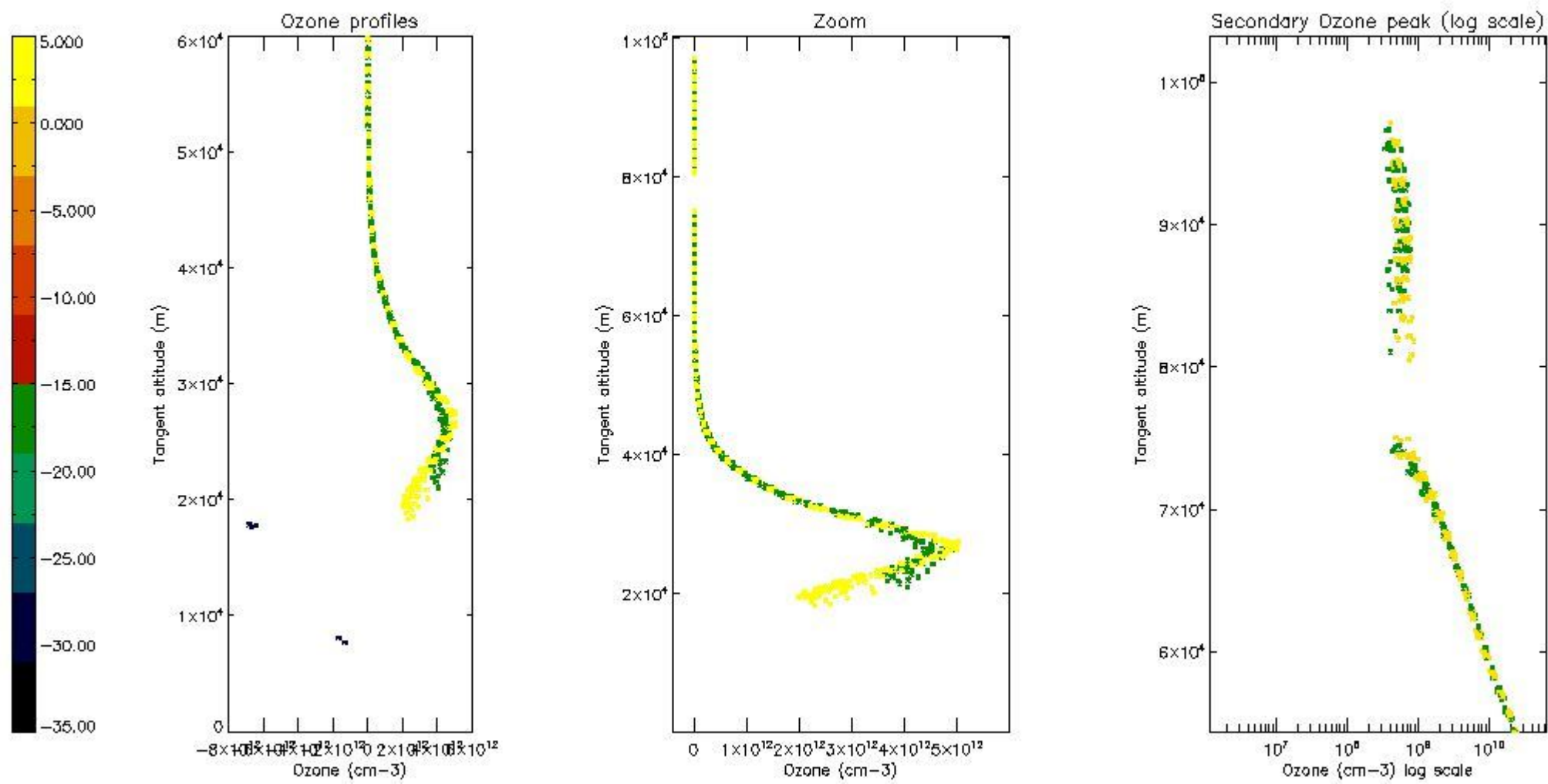
5.4 Plot ozone profiles where STD < 10% (dark without errors)

The colorbar represents the latitude.



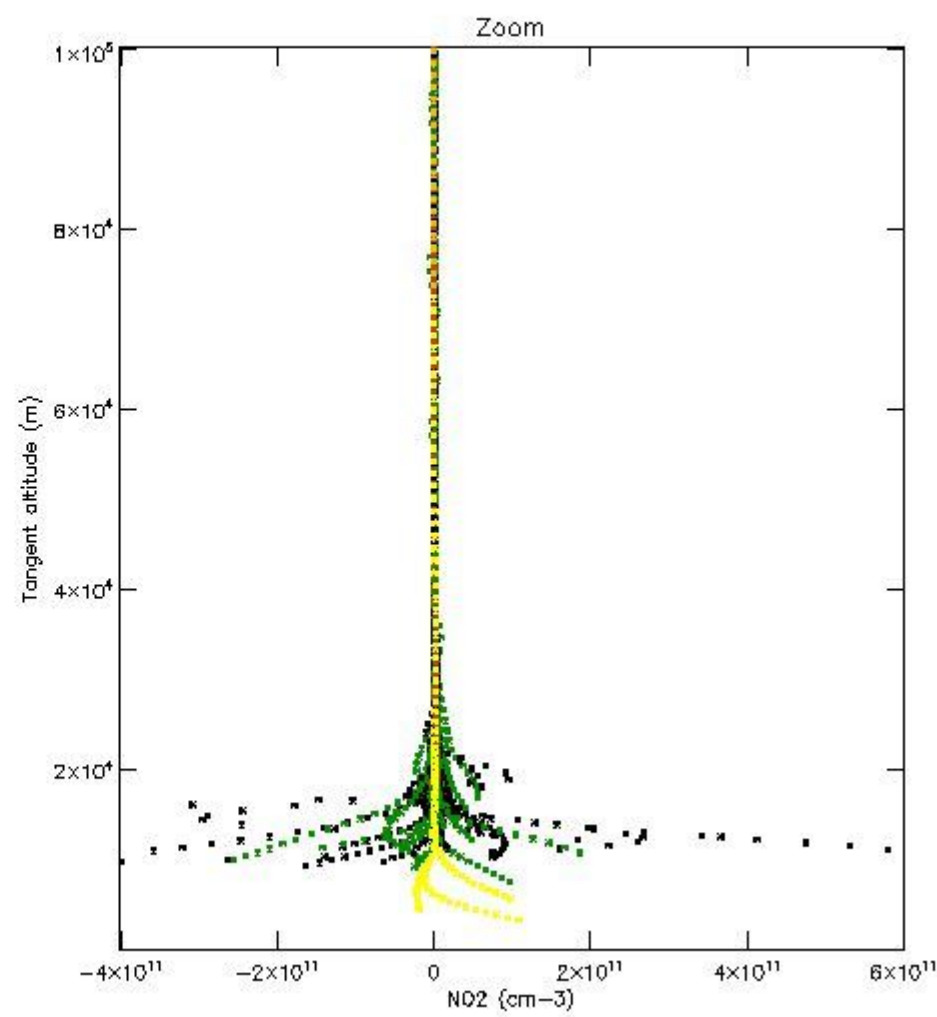
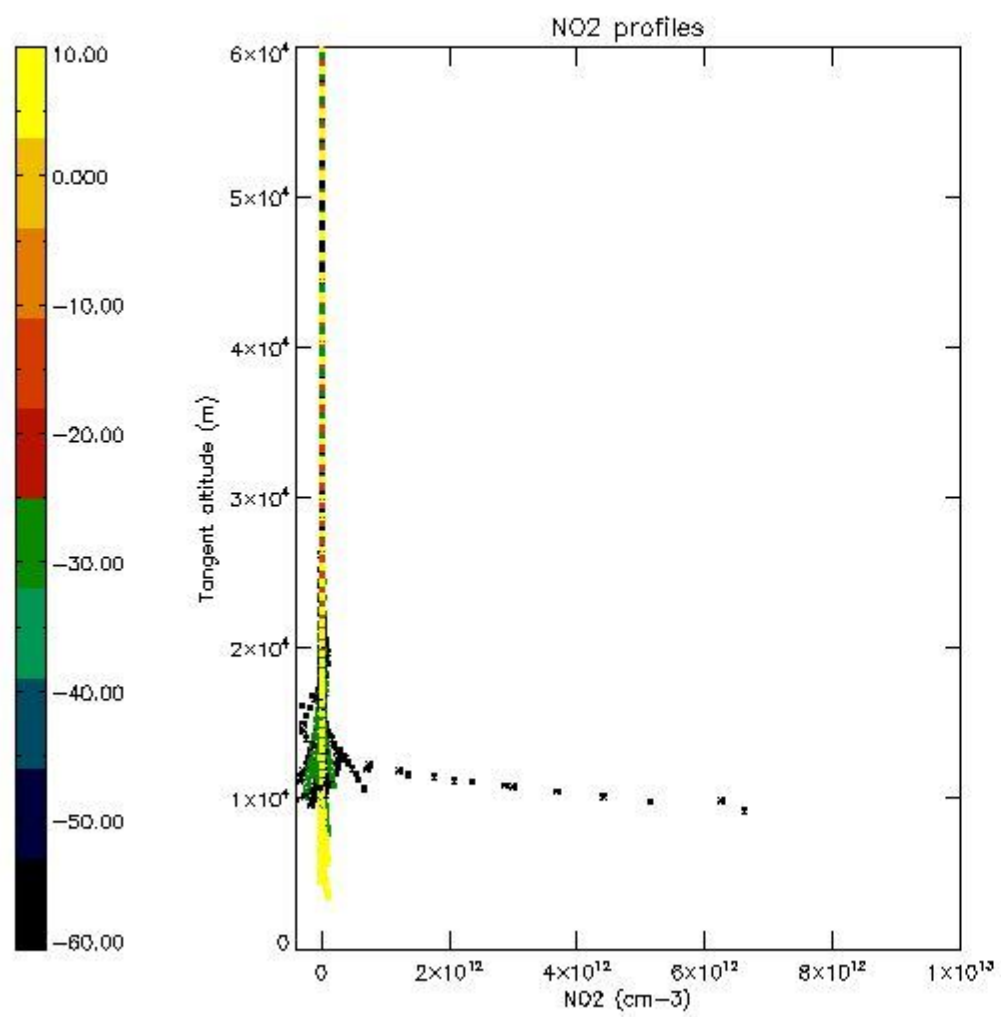
5.5 Plot ozone profiles where STD < 5% (dark without errors)

The colorbar represents the latitude.



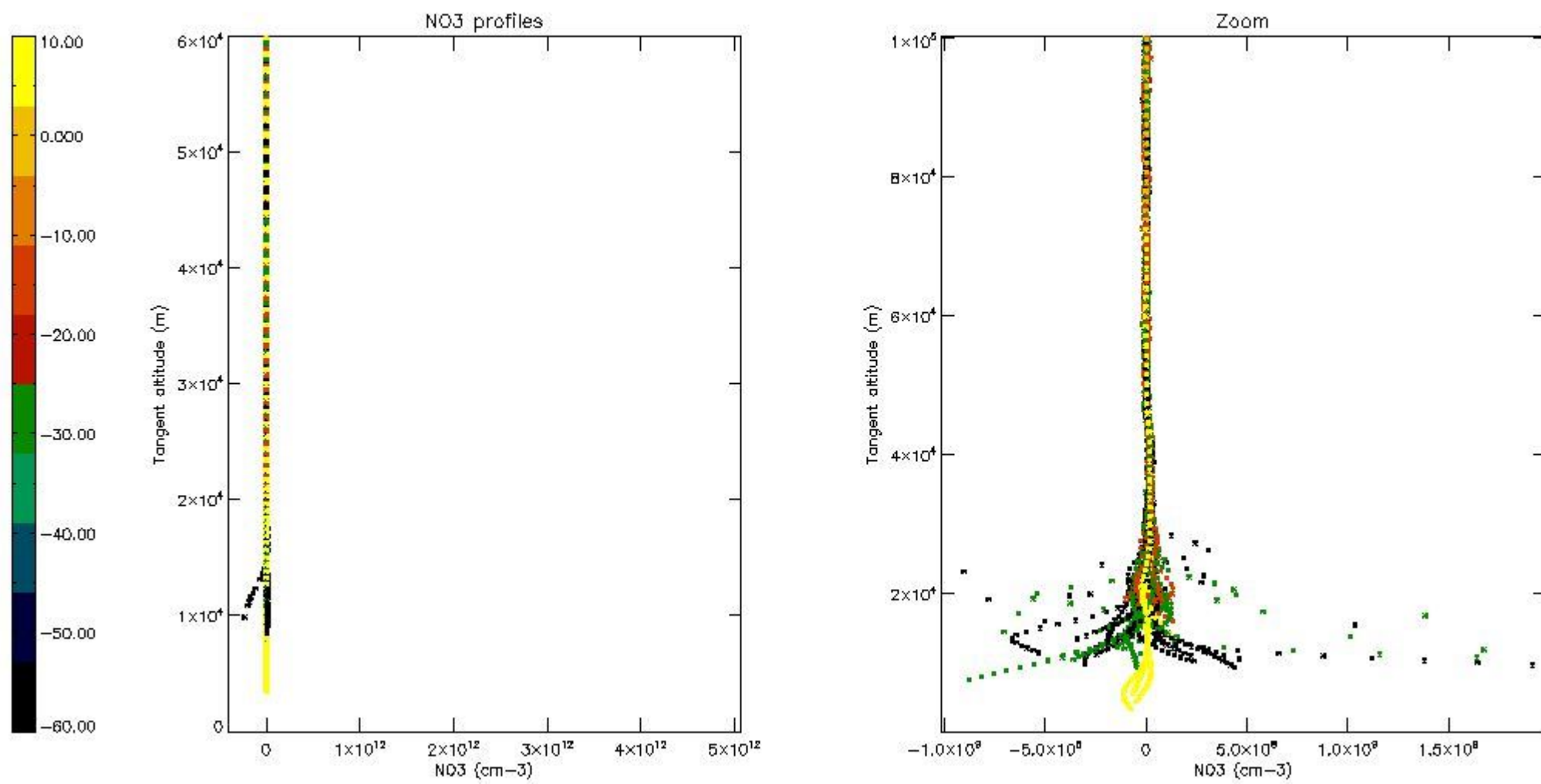
5.6 Plot NO₂ profiles for all STD (dark without errors)

The colorbar represents the latitude.



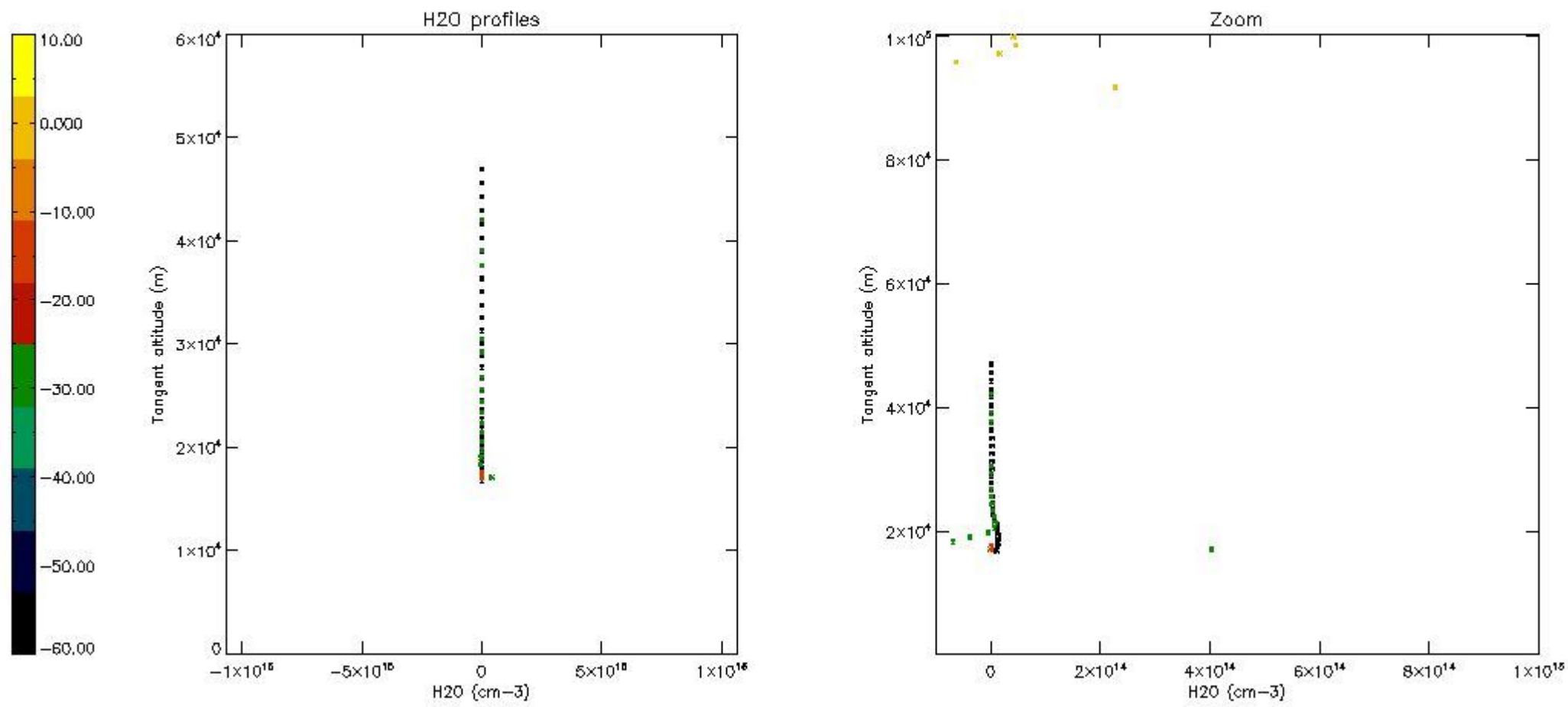
5.7 Plot NO3 profiles for all STD (dark without errors)

The colorbar represents the latitude.



5.8 Plot H₂O profiles for all STD (only for occultations of stars 1,2,3,4,13,14,16,26,63 dark without errors)

The colorbar represents the latitude.



6. Auxiliary Data Files used for the production reported in section 2

The number reported in the third column indicates since which file (see list in section 2) the corresponding auxiliary file has been used. The fourth column is the date of those product files.

Type	Auxiliary Filename	Used since product	Used since product date
INST_PHYS_CHARACTERISTICS	GOM_INS_AXVIEC20091111_143220_20030716_120000_20500101_000000	1	18-OCT-2007 00:05:11
LEVEL-2_PROC_CONFIG	GOM_PR2_AXVIEC20091111_152718_20020301_000000_20500101_000000	1	18-OCT-2007 00:05:11
CROSS_SECTIONS_FILE	GOM_CRS_AXVIEC20091111_154832_20020301_000000_20500101_000000	1	18-OCT-2007 00:05:11

GOMOS Level 2 Daily Report

SUMMARY

[1. General Info](#)

[2. Summary of processed GOM_NL_2P products](#)

[3. Level 2 Quality information per product](#)

[3.1 Plot of level 2 quality information per product \(time dependant\)](#)

[3.2 Plot of level 2 quality information per product \(world map\)](#)

[4. Level 1 Quality information per product \(stored on level 2 products\)](#)

[4.1 Plot of level 1 quality information per product \(time dependant\)](#)

[4.1.1 Plot of level 1 quality information per product \(time dependant\): ASCENDING](#)

[4.1.2 Plot of level 1 quality information per product \(time dependant\): DESCENDING](#)

[4.2 Plot of level 1 quality information per product \(world map\)](#)

[4.2.1 Plot of level 1 quality information per product \(world map\): ASCENDING](#)

[4.2.2 Plot of level 1 quality information per product \(world map\): DESCENDING](#)

[5. Ozone profiles based on quality statistics and other trace gas profiles](#)

[5.1 Ozone statistics based on quality of products](#)

[5.2 Plot ozone profiles for all STD \(dark without errors\)](#)

[5.3 Plot ozone profiles where STD < 20% \(dark without errors\)](#)

[5.4. Plot ozone profiles where STD < 10% \(dark without errors\)](#)

[5.5. Plot ozone profiles where STD < 5% \(dark without errors\)](#)

[5.6 Plot NO2 profiles for all STD \(dark without errors\)](#)

[5.7 Plot NO3 profiles for all STD \(dark without errors\)](#)

[5.8 Plot H2O profiles \(only for occultations of stars 1,2,3,4,13,14,16,26,63 dark without errors\) for all STD](#)

[6. Auxiliary Data Files used for the production reported in section 2](#)

This report presents the daily analysis on parameters extracted from GOMOS level 2 data (GOM_NL__2P). It is intended to monitor some important parameters that will impact the quality of these products. A list of level 2 products (and content) that have arrived during the reporting day to the PCF is also given.

Item	Value
Time of report generation	23APR2013 08:01:47
Data source version	GOMOS/6.01
Start time of products	18-10-2007 (18OCT2007 00:00:00)
Stop time of products	19-10-2007 (19OCT2007 00:00:00)
Store outputs in DB	Yes
Nb of level 2 prods	242
Nb of prods with errors	0

2. Summary of processed GOM_NL__2P products.

Nr	Filename	UTC Start time	Limb	Duration	Star Id	Star Name	Star Mag	Star Temp	Nb Meas	Orbit	Prod. error
1	GOM_NL__2PRFIN20071018_000511_000000352062_00331_29443_4506.N1	18-OCT-2007 00:05:11	Bright	34.500	68	18Alp Cas	2.2250	4500.0	69	29443	No
2	GOM_NL__2PRFIN20071018_000631_000000362062_00331_29443_4507.N1	18-OCT-2007 00:06:31	Bright	36.000	76	27Gam Cas	2.3000	30000.	72	29443	No
3	GOM_NL__2PRFIN20071018_001415_000000372062_00331_29443_4508.N1	18-OCT-2007 00:14:15	Bright	36.500	49	1Alp UMi	1.9900	6300.0	73	29443	No
4	GOM_NL__2PRFIN20071018_002229_000000372062_00331_29443_4509.N1	18-OCT-2007 00:22:29	Bright	36.500	36	50Alp UMa	1.8000	6300.0	73	29443	No
5	GOM_NL__2PRFIN20071018_002403_000000532062_00331_29443_4510.N1	18-OCT-2007 00:24:03	Bright	53.000	82	48Bet UMa	2.3650	10600.	106	29443	No
6	GOM_NL__2PRFIN20071018_002727_000000532062_00331_29443_4511.N1	18-OCT-2007 00:27:27	Bright	53.000	174	52Psi UMa	3.0040	4400.0	106	29443	No
7	GOM_NL__2PRFIN20071018_003430_000000442062_00331_29443_4512.N1	18-OCT-2007 00:34:30	Bright	43.500	166	17Eps Leo	2.9800	6000.0	87	29443	No
8	GOM_NL__2PRFIN20071018_003748_000000582062_00331_29443_4513.N1	18-OCT-2007 00:37:48	Bright	58.000	22	32Alp Leo	1.3600	15200.	116	29443	No
9	GOM_NL__2PRFIN20071018_004521_000000492062_00331_29443_4514.N1	18-OCT-2007 00:45:21	Dark	48.500	48	30Alp Hya	1.9770	4100.0	97	29443	No
10	GOM_NL__2PRFIN20071018_005450_000000422062_00331_29443_4515.N1	18-OCT-2007 00:54:50	Dark	42.000	65	Lam Vel	2.2040	4400.0	84	29443	No
11	GOM_NL__2PRFIN20071018_005805_000000452062_00332_29444_5874.N1	18-OCT-2007 00:58:05	Dark	44.500	34	Gam2Vel	1.7930	23000.	89	29444	No
12	GOM_NL__2PRFIN20071018_010343_000000502062_00332_29444_5875.N1	18-OCT-2007 01:03:43	Dark	50.000	2	Alp Car	-0.73600	7000.0	100	29444	No
13	GOM_NL__2PRFIN20071018_011522_000000472062_00332_29444_5876.N1	18-OCT-2007 01:15:22	Straylight	46.500	157	The1Eri	2.9060	9300.0	93	29444	No
14	GOM_NL__2PRFIN20071018_012416_000000462062_00332_29444_5877.N1	18-OCT-2007 01:24:16	Straylight	45.500	52	16Bet Cet	2.0370	4500.0	91	29444	No
15	GOM_NL__2PRFIN20071018_013352_000000352062_00332_29444_5878.N1	18-OCT-2007 01:33:52	Bright	35.000	140	88Gam Peg	2.8340	26000.	70	29444	No
16	GOM_NL__2PRFIN20071018_013748_000000372062_00332_29444_5879.N1	18-OCT-2007 01:37:48	Bright	36.500	58	21Alp And	2.0730	11000.	73	29444	No
17	GOM_NL__2PRFIN20071018_014012_000000412062_00332_29444_5880.N1	18-OCT-2007 01:40:12	Bright	41.000	53	43Bet And	2.0480	3300.0	82	29444	No
18	GOM_NL__2PRFIN20071018_014547_000000382062_00332_29444_5881.N1	18-OCT-2007 01:45:47	Bright	37.500	68	18Alp Cas	2.2250	4500.0	75	29444	No
19	GOM_NL__2PRFIN20071018_014707_000000382062_00332_29444_5882.N1	18-OCT-2007 01:47:07	Bright	37.500	76	27Gam Cas	2.3000	30000.	75	29444	No
20	GOM_NL__2PRFIN20071018_015450_000000352062_00332_29444_5883.N1	18-OCT-2007 01:54:50	Bright	35.000	49	1Alp UMi	1.9900	6300.0	70	29444	No
21	GOM_NL__2PRFIN20071018_020305_000000372062_00332_29444_5884.N1	18-OCT-2007 02:03:05	Bright	36.500	36	50Alp UMa	1.8000	6300.0	73	29444	No
22	GOM_NL__2PRFIN20071018_020438_000000532062_00332_29444_5885.N1	18-OCT-2007 02:04:38	Bright	53.000	82	48Bet UMa	2.3650	10600.	106	29444	No
23	GOM_NL__2PRFIN20071018_020803_000000412062_00332_29444_5886.N1	18-OCT-2007 02:08:03	Bright	40.500	174	52Psi UMa	3.0040	4400.0	81	29444	No
24	GOM_NL__2PRFIN20071018_021506_000000422062_00332_29444_5887.N1	18-OCT-2007 02:15:06	Bright	42.000	166	17Eps Leo	2.9800	6000.0	84	29444	No
25	GOM_NL__2PRFIN20071018_021824_000000582062_00332_29444_5888.N1	18-OCT-2007 02:18:24	Bright	57.500	22	32Alp Leo	1.3600	15200.	115	29444	No
26	GOM_NL__2PRFIN20071018_022557_000000532062_00332_29444_5889.N1	18-OCT-2007 02:25:57	Dark	53.000	48	30Alp Hya	1.9770	4100.0	106	29444	No
27	GOM_NL__2PRFIN20071018_023527_000000422062_00332_29444_5890.N1	18-OCT-2007 02:35:27	Dark	41.500	65	Lam Vel	2.2040	4400.0	83	29444	No
28	GOM_NL__2PRFIN20071018_023841_000000432062_00333_29445_4531.N1	18-OCT-2007 02:38:41	Dark	42.500	34	Gam2Vel	1.7930	23000.	85	29445	No
29	GOM_NL__2PRFIN20071018_024420_000000472062_00333_29445_4532.N1	18-OCT-2007 02:44:20	Dark	47.000	2	Alp Car	-0.73600	7000.0	94	29445	No
30	GOM_NL__2PRFIN20071018_025558_000000452062_00333_29445_4533.N1	18-OCT-2007 02:55:58	Straylight	45.000	157	The1Eri	2.9060	9300.0	90	29445	No
31	GOM_NL__2PRFIN20071018_030452_000000412062_00333_29445_4534.N1	18-OCT-2007 03:04:52	Straylight	41.000	52	16Bet Cet	2.0370	4500.0	82	29445	No
32	GOM_NL__2PRFIN20071018_031428_000000372062_00333_29445_4535.N1	18-OCT-2007 03:14:28	Bright	36.500	140	88Gam Peg	2.8340	26000.	73	29445	No
33	GOM_NL__2PRFIN20071018_031824_000000372062_00333_29445_4536.N1	18-OCT-2007 03:18:24	Bright	36.500	58	21Alp And	2.0730	11000.	73	29445	No
34	GOM_NL__2PRFIN20071018_032047_000000422062_00333_29445_4537.N1	18-OCT-2007 03:20:47	Bright	42.000	53	43Bet And	2.0480	3300.0	84	29445	No
35	GOM_NL__2PRFIN20071018_032622_000000352062_00333_29445_4538.N1	18-OCT-2007 03:26:22	Bright	35.000	68	18Alp Cas	2.2250	4500.0	70	29445	No
36	GOM_NL__2PRFIN20071018_032743_000000362062_00333_29445_4539.N1	18-OCT-2007 03:27:43	Bright	35.500	76	27Gam Cas	2.3000	30000.	71	29445	No
37	GOM_NL__2PRFIN20071018_033526_000000332062_00333_29445_4540.N1	18-OCT-2007 03:35:26	Bright	32.500	49	1Alp UMi	1.9900	6300.0	65	29445	No
38	GOM_NL__2PRFIN20071018_034341_000000382062_00333_29445_4541.N1	18-OCT-2007 03:43:41	Bright	37.500	36	50Alp UMa	1.8000	6300.0	75	29445	No
39	GOM_NL__2PRFIN20071018_034515_000000522062_00333_29445_4542.N1	18-OCT-2007 03:45:15	Bright	51.500	82	48Bet UMa	2.3650	10600.	103	29445	No
40	GOM_NL__2PRFIN20071018_034839_000000502062_00333_29445_4543.N1	18-OCT-2007 03:48:39	Bright	50.000	174	52Psi UMa	3.0040	4400.0	100	29445	No
41	GOM_NL__2PRFIN20071018_035542_000000442062_00333_29445_4544.N1	18-OCT-2007 03:55:42	Bright	43.500	166	17Eps Leo	2.9800	6000.0	87	29445	No
42	GOM_NL__2PRFIN20071018_035900_000000582062_00333_29445_4545.N1	18-OCT-2007 03:59:00	Bright	58.000	22	32Alp Leo	1.3600	15200.	116	29445	No

43	GOM_NL__2PRFIN20071018_040634_000000562062_00333_29445_4546.N1	18-OCT-2007 04:06:34	Dark	56.000	48	30Alp Hya	1.9770	4100.0	112	29445	No
44	GOM_NL__2PRFIN20071018_041604_000000472062_00333_29445_4547.N1	18-OCT-2007 04:16:04	Dark	46.500	65	Lam Vel	2.2040	4400.0	93	29445	No
45	GOM_NL__2PRFIN20071018_041918_000000422062_00334_29446_5888.N1	18-OCT-2007 04:19:18	Dark	41.500	34	Gam2Vel	1.7930	23000.	83	29446	No
46	GOM_NL__2PRFIN20071018_042457_000000472062_00334_29446_5889.N1	18-OCT-2007 04:24:57	Dark	47.000	2	Alp Car	-0.73600	7000.0	94	29446	No
47	GOM_NL__2PRFIN20071018_043635_000000452062_00334_29446_5890.N1	18-OCT-2007 04:36:35	Straylight	45.000	157	The1Eri	2.9060	9300.0	90	29446	No
48	GOM_NL__2PRFIN20071018_044528_000000402062_00334_29446_5891.N1	18-OCT-2007 04:45:28	Straylight	39.500	52	16Bet Cet	2.0370	4500.0	79	29446	No
49	GOM_NL__2PRFIN20071018_045504_000000362062_00334_29446_5892.N1	18-OCT-2007 04:55:04	Bright	35.500	140	88Gam Peg	2.8340	26000.	71	29446	No
50	GOM_NL__2PRFIN20071018_045900_000000362062_00334_29446_5893.N1	18-OCT-2007 04:59:00	Bright	35.500	58	21Alp And	2.0730	11000.	71	29446	No
51	GOM_NL__2PRFIN20071018_050123_000000392062_00334_29446_5894.N1	18-OCT-2007 05:01:23	Bright	38.500	53	43Bet And	2.0480	3300.0	77	29446	No
52	GOM_NL__2PRFIN20071018_050658_000000372062_00334_29446_5895.N1	18-OCT-2007 05:06:58	Bright	36.500	68	18Alp Cas	2.2250	4500.0	73	29446	No
53	GOM_NL__2PRFIN20071018_050819_000000372062_00334_29446_5896.N1	18-OCT-2007 05:08:19	Bright	37.000	76	27Gam Cas	2.3000	30000.	74	29446	No
54	GOM_NL__2PRFIN20071018_051602_000000352062_00334_29446_5897.N1	18-OCT-2007 05:16:02	Bright	34.500	49	1Alp UMi	1.9900	6300.0	69	29446	No
55	GOM_NL__2PRFIN20071018_052417_000000382062_00334_29446_5898.N1	18-OCT-2007 05:24:17	Bright	37.500	36	50Alp UMa	1.8000	6300.0	75	29446	No
56	GOM_NL__2PRFIN20071018_052550_000000532062_00334_29446_5899.N1	18-OCT-2007 05:25:50	Bright	53.000	82	48Bet UMa	2.3650	10600.	106	29446	No
57	GOM_NL__2PRFIN20071018_052916_000000372062_00334_29446_5900.N1	18-OCT-2007 05:29:16	Bright	36.500	174	52Psi UMa	3.0040	4400.0	73	29446	No
58	GOM_NL__2PRFIN20071018_053618_000000422062_00334_29446_5901.N1	18-OCT-2007 05:36:18	Bright	41.500	166	17Eps Leo	2.9800	6000.0	83	29446	No
59	GOM_NL__2PRFIN20071018_053937_000000532062_00334_29446_5902.N1	18-OCT-2007 05:39:37	Bright	53.000	22	32Alp Leo	1.3600	15200.	106	29446	No
60	GOM_NL__2PRFIN20071018_054711_000000522062_00334_29446_5903.N1	18-OCT-2007 05:47:11	Dark	51.500	48	30Alp Hya	1.9770	4100.0	103	29446	No
61	GOM_NL__2PRFIN20071018_055640_000000442062_00334_29446_5904.N1	18-OCT-2007 05:56:40	Dark	44.000	65	Lam Vel	2.2040	4400.0	88	29446	No
62	GOM_NL__2PRFIN20071018_055955_000000432062_00335_29447_5906.N1	18-OCT-2007 05:59:55	Dark	42.500	34	Gam2Vel	1.7930	23000.	85	29447	No
63	GOM_NL__2PRFIN20071018_060533_000000502062_00335_29447_5907.N1	18-OCT-2007 06:05:33	Dark	49.500	2	Alp Car	-0.73600	7000.0	99	29447	No
64	GOM_NL__2PRFIN20071018_061712_000000432062_00335_29447_5908.N1	18-OCT-2007 06:17:12	Straylight	43.000	157	The1Eri	2.9060	9300.0	86	29447	No
65	GOM_NL__2PRFIN20071018_062604_000000442062_00335_29447_5909.N1	18-OCT-2007 06:26:04	Straylight	43.500	52	16Bet Cet	2.0370	4500.0	87	29447	No
66	GOM_NL__2PRFIN20071018_063540_000000362062_00335_29447_5910.N1	18-OCT-2007 06:35:40	Bright	36.000	140	88Gam Peg	2.8340	26000.	72	29447	No
67	GOM_NL__2PRFIN20071018_063936_000000362062_00335_29447_5911.N1	18-OCT-2007 06:39:36	Bright	36.000	58	21Alp And	2.0730	11000.	72	29447	No
68	GOM_NL__2PRFIN20071018_064159_000000392062_00335_29447_5912.N1	18-OCT-2007 06:41:59	Bright	39.000	53	43Bet And	2.0480	3300.0	78	29447	No
69	GOM_NL__2PRFIN20071018_064734_000000382062_00335_29447_5913.N1	18-OCT-2007 06:47:34	Bright	37.500	68	18Alp Cas	2.2250	4500.0	75	29447	No
70	GOM_NL__2PRFIN20071018_064854_000000372062_00335_29447_5914.N1	18-OCT-2007 06:48:54	Bright	37.000	76	27Gam Cas	2.3000	30000.	74	29447	No
71	GOM_NL__2PRFIN20071018_065638_000000352062_00335_29447_5915.N1	18-OCT-2007 06:56:38	Bright	35.000	49	1Alp UMi	1.9900	6300.0	70	29447	No
72	GOM_NL__2PRFIN20071018_070453_000000352062_00335_29447_5916.N1	18-OCT-2007 07:04:53	Bright	34.500	36	50Alp UMa	1.8000	6300.0	69	29447	No
73	GOM_NL__2PRFIN20071018_070626_000000352062_00335_29447_5917.N1	18-OCT-2007 07:06:26	Bright	35.000	82	48Bet UMa	2.3650	10600.	70	29447	No
74	GOM_NL__2PRFIN20071018_070952_000000532062_00335_29447_5918.N1	18-OCT-2007 07:09:52	Bright	53.000	174	52Psi UMa	3.0040	4400.0	106	29447	No
75	GOM_NL__2PRFIN20071018_071654_000000442062_00335_29447_5919.N1	18-OCT-2007 07:16:54	Bright	43.500	166	17Eps Leo	2.9800	6000.0	87	29447	No
76	GOM_NL__2PRFIN20071018_072013_000000422062_00335_29447_5920.N1	18-OCT-2007 07:20:13	Bright	42.000	22	32Alp Leo	1.3600	15200.	84	29447	No
77	GOM_NL__2PRFIN20071018_072747_000000542062_00335_29447_5921.N1	18-OCT-2007 07:27:47	Dark	54.000	48	30Alp Hya	1.9770	4100.0	108	29447	No
78	GOM_NL__2PRFIN20071018_073717_000000472062_00335_29447_5922.N1	18-OCT-2007 07:37:17	Dark	46.500	65	Lam Vel	2.2040	4400.0	93	29447	No
79	GOM_NL__2PRFIN20071018_074032_000000422062_00336_29448_5926.N1	18-OCT-2007 07:40:32	Dark	42.000	34	Gam2Vel	1.7930	23000.	84	29448	No
80	GOM_NL__2PRFIN20071018_074610_000000602062_00336_29448_5927.N1	18-OCT-2007 07:46:10	Dark	60.000	2	Alp Car	-0.73600	7000.0	120	29448	No
81	GOM_NL__2PRFIN20071018_075748_000000432062_00336_29448_5928.N1	18-OCT-2007 07:57:48	Straylight	43.000	157	The1Eri	2.9060	9300.0	86	29448	No
82	GOM_NL__2PRFIN20071018_080640_000000422062_00336_29448_5929.N1	18-OCT-2007 08:06:40	Straylight	42.000	52	16Bet Cet	2.0370	4500.0	84	29448	No
83	GOM_NL__2PRFIN20071018_081615_000000362062_00336_29448_5930.N1	18-OCT-2007 08:16:15	Bright	36.000	140	88Gam Peg	2.8340	26000.	72	29448	No
84	GOM_NL__2PRFIN20071018_082012_000000362062_00336_29448_5931.N1	18-OCT-2007 08:20:12	Bright	35.500	58	21Alp And	2.0730	11000.	71	29448	No
85	GOM_NL__2PRFIN20071018_082234_000000382062_00336_29448_5932.N1	18-OCT-2007 08:22:34	Bright	38.000	53	43Bet And	2.0480	3300.0	76	29448	No
86	GOM_NL__2PRFIN20071018_082810_000000382062_00336_29448_5933.N1	18-OCT-2007 08:28:10	Bright	37.500	68	18Alp Cas	2.2250	4500.0	75	29448	No
87	GOM_NL__2PRFIN20071018_082930_000000382062_00336_29448_5934.N1	18-OCT-2007 08:29:30	Bright	38.000	76	27Gam Cas	2.3000	30000.	76	29448	No
88	GOM_NL__2PRFIN20071018_083714_000000362062_00336_29448_5935.N1	18-OCT-2007 08:37:14	Bright	36.000	49	1Alp UMi	1.9900	6300.0	72	29448	No
89	GOM_NL__2PRFIN20071018_084529_000000372062_00336_29448_5936.N1	18-OCT-2007 08:45:29	Bright	36.500	36	50Alp UMa	1.8000	6300.0	73	29448	No
90	GOM_NL__2PRFIN20071018_084702_000000342062_00336_29448_5937.N1	18-OCT-2007 08:47:02	Bright	34.000	82	48Bet UMa	2.3650	10600.	68	29448	No
91	GOM_NL__2PRFIN20071018_085028_000000352062_00336_29448_5938.N1	18-OCT-2007 08:50:28	Bright	35.000	174	52Psi UMa	3.0040	4400.0	70	29448	No
92	GOM_NL__2PRFIN20071018_085730_000000442062_00336_29448_5939.N1	18-OCT-2007 08:57:30	Bright	43.500	166	17Eps Leo	2.9800	6000.0	87	29448	No
93	GOM_NL__2PRFIN20071018_090049_000000432062_00336_29448_5940.N1	18-OCT-2007 09:00:49	Bright	42.500	22	32Alp Leo	1.3600	15200.	85	29448	No
94	GOM_NL__2PRFIN20071018_090824_000000532062_00336_29448_5941.N1	18-OCT-2007 09:08:24	Dark	53.000	48	30Alp Hya	1.9770	4100.0	106	29448	No
95	GOM_NL__2PRFIN20071018_091753_000000492062_00336_29448_5942.N1	18-OCT-2007 09:17:53	Dark	48.500	65	Lam Vel	2.2040	4400.0	97	29448	No
96	GOM_NL__2PRFIN20071018_092108_000000472062_00337_29449_5932.N1	18-OCT-2007 09:21:08	Dark	46.500	34	Gam2Vel	1.7930	23000.	93	29449	No
97	GOM_NL__2PRFIN20071018_092647_000000492062_00337_29449_5933.N1	18-OCT-2007 09:26:47	Dark	49.000	2	Alp Car	-0.73600	7000.0	98	29449	No
98	GOM_NL__2PRFIN20071018_093824_000000452062_00337_29449_5934.N1	18-OCT-2007 09:38:24	Straylight	45.000	157	The1Eri	2.9060	9300.0	90	29449	No
99	GOM_NL__2PRFIN20071018_094716_000000412062_00337_29449_5935.N1	18-OCT-2007 09:47:16	Straylight	40.500	52	16Bet Cet	2.0370	4500.0	81	29449	No
100	GOM_NL__2PRFIN20071018_095652_000000362062_00337_29449_5936.N1	18-OCT-2007 09:56:52	Bright	36.000	140	88Gam Peg	2.8340	26000.	72	29449	No
101	GOM_NL__2PRFIN20071018_100048_000000362062_00337_29449_5937.N1	18-OCT-2007 10:00:48	Bright	36.000	58	21Alp And	2.0730	11000.	72	29449	No

102	GOM_NL__2PRFIN20071018_100310_000000382062_00337_29449_5938.N1	18-OCT-2007 10:03:10	Bright	37.500	53	43Bet And	2.0480	3300.0	75	29449	No
103	GOM_NL__2PRFIN20071018_100846_000000372062_00337_29449_5939.N1	18-OCT-2007 10:08:46	Bright	36.500	68	18Alp Cas	2.2250	4500.0	73	29449	No
104	GOM_NL__2PRFIN20071018_101006_000000382062_00337_29449_5940.N1	18-OCT-2007 10:10:06	Bright	38.000	76	27Gam Cas	2.3000	30000.	76	29449	No
105	GOM_NL__2PRFIN20071018_101750_000000372062_00337_29449_5941.N1	18-OCT-2007 10:17:50	Bright	36.500	49	1Alp UMi	1.9900	6300.0	73	29449	No
106	GOM_NL__2PRFIN20071018_102605_000000352062_00337_29449_5942.N1	18-OCT-2007 10:26:05	Bright	35.000	36	50Alp UMa	1.8000	6300.0	70	29449	No
107	GOM_NL__2PRFIN20071018_102738_000000342062_00337_29449_5943.N1	18-OCT-2007 10:27:38	Bright	34.000	82	48Bet UMa	2.3650	10600.	68	29449	No
108	GOM_NL__2PRFIN20071018_103104_000000342062_00337_29449_5944.N1	18-OCT-2007 10:31:04	Bright	33.500	174	52Psi UMa	3.0040	4400.0	67	29449	No
109	GOM_NL__2PRFIN20071018_103807_000000442062_00337_29449_5945.N1	18-OCT-2007 10:38:07	Bright	43.500	166	17Eps Leo	2.9800	6000.0	87	29449	No
110	GOM_NL__2PRFIN20071018_104126_000000592062_00337_29449_5946.N1	18-OCT-2007 10:41:26	Bright	59.000	22	32Alp Leo	1.3600	15200.	118	29449	No
111	GOM_NL__2PRFIN20071018_104901_000000552062_00337_29449_5947.N1	18-OCT-2007 10:49:01	Dark	54.500	48	30Alp Hya	1.9770	4100.0	109	29449	No
112	GOM_NL__2PRFIN20071018_105830_000000512062_00337_29449_5948.N1	18-OCT-2007 10:58:30	Dark	51.000	65	Lam Vel	2.2040	4400.0	102	29449	No
113	GOM_NL__2PRFIN20071018_110145_000000462062_00338_29450_5962.N1	18-OCT-2007 11:01:45	Dark	45.500	34	Gam2Vel	1.7930	23000.	91	29450	No
114	GOM_NL__2PRFIN20071018_110724_000000582062_00338_29450_5963.N1	18-OCT-2007 11:07:24	Dark	58.000	2	Alp Car	-0.73600	7000.0	116	29450	No
115	GOM_NL__2PRFIN20071018_111901_000000432062_00338_29450_5964.N1	18-OCT-2007 11:19:01	Straylight	43.000	157	The1Eri	2.9060	9300.0	86	29450	No
116	GOM_NL__2PRFIN20071018_112752_000000402062_00338_29450_5965.N1	18-OCT-2007 11:27:52	Straylight	39.500	52	16Bet Cet	2.0370	4500.0	79	29450	No
117	GOM_NL__2PRFIN20071018_113727_000000352062_00338_29450_5966.N1	18-OCT-2007 11:37:27	Bright	35.000	140	88Gam Peg	2.8340	26000.	70	29450	No
118	GOM_NL__2PRFIN20071018_114124_000000352062_00338_29450_5967.N1	18-OCT-2007 11:41:24	Bright	34.500	58	21Alp And	2.0730	11000.	69	29450	No
119	GOM_NL__2PRFIN20071018_114346_000000412062_00338_29450_5968.N1	18-OCT-2007 11:43:46	Bright	40.500	53	43Bet And	2.0480	3300.0	81	29450	No
120	GOM_NL__2PRFIN20071018_114921_000000352062_00338_29450_5969.N1	18-OCT-2007 11:49:21	Bright	35.000	68	18Alp Cas	2.2250	4500.0	70	29450	No
121	GOM_NL__2PRFIN20071018_115041_000000372062_00338_29450_5970.N1	18-OCT-2007 11:50:41	Bright	37.000	76	27Gam Cas	2.3000	30000.	74	29450	No
122	GOM_NL__2PRFIN20071018_115826_000000372062_00338_29450_5971.N1	18-OCT-2007 11:58:26	Bright	36.500	49	1Alp UMi	1.9900	6300.0	73	29450	No
123	GOM_NL__2PRFIN20071018_120640_000000352062_00338_29450_5972.N1	18-OCT-2007 12:06:40	Bright	34.500	36	50Alp UMa	1.8000	6300.0	69	29450	No
124	GOM_NL__2PRFIN20071018_120814_000000362062_00338_29450_5973.N1	18-OCT-2007 12:08:14	Bright	36.000	82	48Bet UMa	2.3650	10600.	72	29450	No
125	GOM_NL__2PRFIN20071018_121140_000000362062_00338_29450_5974.N1	18-OCT-2007 12:11:40	Bright	36.000	174	52Psi UMa	3.0040	4400.0	72	29450	No
126	GOM_NL__2PRFIN20071018_121843_000000372062_00338_29450_5975.N1	18-OCT-2007 12:18:43	Bright	37.000	166	17Eps Leo	2.9800	6000.0	74	29450	No
127	GOM_NL__2PRFIN20071018_122202_000000452062_00338_29450_5976.N1	18-OCT-2007 12:22:02	Bright	44.500	22	32Alp Leo	1.3600	15200.	89	29450	No
128	GOM_NL__2PRFIN20071018_122937_000000562062_00338_29450_5977.N1	18-OCT-2007 12:29:37	Dark	56.000	48	30Alp Hya	1.9770	4100.0	112	29450	No
129	GOM_NL__2PRFIN20071018_123906_000000482062_00338_29450_5978.N1	18-OCT-2007 12:39:06	Dark	47.500	65	Lam Vel	2.2040	4400.0	95	29450	No
130	GOM_NL__2PRFIN20071018_124800_000000472062_00339_29451_6011.N1	18-OCT-2007 12:48:00	Dark	46.500	2	Alp Car	-0.73600	7000.0	93	29451	No
131	GOM_NL__2PRFIN20071018_125937_000000432062_00339_29451_6012.N1	18-OCT-2007 12:59:37	Straylight	43.000	157	The1Eri	2.9060	9300.0	86	29451	No
132	GOM_NL__2PRFIN20071018_130828_000000422062_00339_29451_6013.N1	18-OCT-2007 13:08:28	Straylight	42.000	52	16Bet Cet	2.0370	4500.0	84	29451	No
133	GOM_NL__2PRFIN20071018_131803_000000362062_00339_29451_6014.N1	18-OCT-2007 13:18:03	Bright	36.000	140	88Gam Peg	2.8340	26000.	72	29451	No
134	GOM_NL__2PRFIN20071018_132159_000000352062_00339_29451_6015.N1	18-OCT-2007 13:21:59	Bright	35.000	58	21Alp And	2.0730	11000.	70	29451	No
135	GOM_NL__2PRFIN20071018_132421_000000402062_00339_29451_6016.N1	18-OCT-2007 13:24:21	Bright	39.500	53	43Bet And	2.0480	3300.0	79	29451	No
136	GOM_NL__2PRFIN20071018_132957_000000382062_00339_29451_6017.N1	18-OCT-2007 13:29:57	Bright	37.500	68	18Alp Cas	2.2250	4500.0	75	29451	No
137	GOM_NL__2PRFIN20071018_133117_000000362062_00339_29451_6018.N1	18-OCT-2007 13:31:17	Bright	35.500	76	27Gam Cas	2.3000	30000.	71	29451	No
138	GOM_NL__2PRFIN20071018_133902_000000342062_00339_29451_6019.N1	18-OCT-2007 13:39:02	Bright	34.000	49	1Alp UMi	1.9900	6300.0	68	29451	No
139	GOM_NL__2PRFIN20071018_134716_000000372062_00339_29451_6020.N1	18-OCT-2007 13:47:16	Bright	36.500	36	50Alp UMa	1.8000	6300.0	73	29451	No
140	GOM_NL__2PRFIN20071018_134850_000000442062_00339_29451_6021.N1	18-OCT-2007 13:48:50	Bright	43.500	82	48Bet UMa	2.3650	10600.	87	29451	No
141	GOM_NL__2PRFIN20071018_135216_000000342062_00339_29451_6022.N1	18-OCT-2007 13:52:16	Bright	33.500	174	52Psi UMa	3.0040	4400.0	67	29451	No
142	GOM_NL__2PRFIN20071018_135919_000000372062_00339_29451_6023.N1	18-OCT-2007 13:59:19	Bright	37.000	166	17Eps Leo	2.9800	6000.0	74	29451	No
143	GOM_NL__2PRFIN20071018_140238_000000592062_00339_29451_6024.N1	18-OCT-2007 14:02:38	Bright	59.000	22	32Alp Leo	1.3600	15200.	118	29451	No
144	GOM_NL__2PRFIN20071018_141014_000000542062_00339_29451_6025.N1	18-OCT-2007 14:10:14	Dark	53.500	48	30Alp Hya	1.9770	4100.0	107	29451	No
145	GOM_NL__2PRFIN20071018_141943_000000492062_00339_29451_6026.N1	18-OCT-2007 14:19:43	Dark	48.500	65	Lam Vel	2.2040	4400.0	97	29451	No
146	GOM_NL__2PRFIN20071018_142837_000000492062_00340_29452_6021.N1	18-OCT-2007 14:28:37	Dark	48.500	2	Alp Car	-0.73600	7000.0	97	29452	No
147	GOM_NL__2PRFIN20071018_144013_000000452062_00340_29452_6022.N1	18-OCT-2007 14:40:13	Straylight	44.500	157	The1Eri	2.9060	9300.0	89	29452	No
148	GOM_NL__2PRFIN20071018_144904_000000462062_00340_29452_6023.N1	18-OCT-2007 14:49:04	Straylight	45.500	52	16Bet Cet	2.0370	4500.0	91	29452	No
149	GOM_NL__2PRFIN20071018_145839_000000352062_00340_29452_6024.N1	18-OCT-2007 14:58:39	Bright	34.500	140	88Gam Peg	2.8340	26000.	69	29452	No
150	GOM_NL__2PRFIN20071018_150235_000000362062_00340_29452_6025.N1	18-OCT-2007 15:02:35	Bright	36.000	58	21Alp And	2.0730	11000.	72	29452	No
151	GOM_NL__2PRFIN20071018_150457_000000382062_00340_29452_6026.N1	18-OCT-2007 15:04:57	Bright	38.000	53	43Bet And	2.0480	3300.0	76	29452	No
152	GOM_NL__2PRFIN20071018_151033_000000382062_00340_29452_6027.N1	18-OCT-2007 15:10:33	Bright	38.000	68	18Alp Cas	2.2250	4500.0	76	29452	No
153	GOM_NL__2PRFIN20071018_151153_000000372062_00340_29452_6028.N1	18-OCT-2007 15:11:53	Bright	37.000	76	27Gam Cas	2.3000	30000.	74	29452	No
154	GOM_NL__2PRFIN20071018_151938_000000362062_00340_29452_6029.N1	18-OCT-2007 15:19:38	Bright	36.000	49	1Alp UMi	1.9900	6300.0	72	29452	No
155	GOM_NL__2PRFIN20071018_152752_000000382062_00340_29452_6030.N1	18-OCT-2007 15:27:52	Bright	37.500	36	50Alp UMa	1.8000	6300.0	75	29452	No
156	GOM_NL__2PRFIN20071018_152926_000000532062_00340_29452_6031.N1	18-OCT-2007 15:29:26	Bright	53.000	82	48Bet UMa	2.3650	10600.	106	29452	No
157	GOM_NL__2PRFIN20071018_153252_000000392062_00340_29452_6032.N1	18-OCT-2007 15:32:52	Bright	39.000	174	52Psi UMa	3.0040	4400.0	78	29452	No
158	GOM_NL__2PRFIN20071018_153955_000000262062_00340_29452_6033.N1	18-OCT-2007 15:39:55	Tw_i_and_stray	26.000	166	17Eps Leo	2.9800	6000.0	52	29452	No
159	GOM_NL__2PRFIN20071018_154315_000000592062_00340_29452_6034.N1	18-OCT-2007 15:43:15	Bright	59.000	22	32Alp Leo	1.3600	15200.	118	29452	No
160	GOM_NL__2PRFIN20071018_155051_000000552062_00340_29452_6035.N1	18-OCT-2007 15:50:51	Dark	54.500	48	30Alp Hya	1.9770	4100.0	109	29452	No

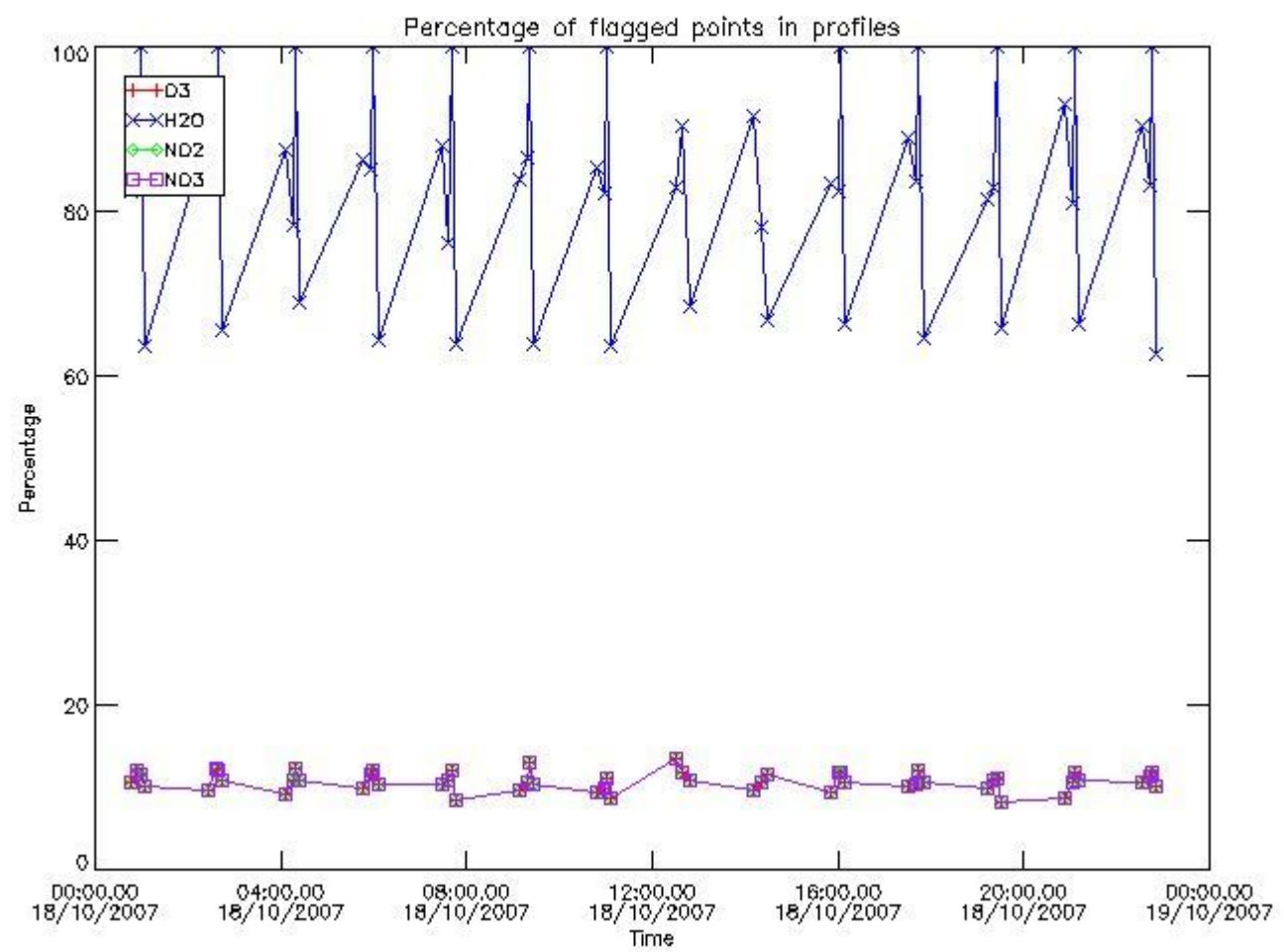
161	GOM_NL__2PRFIN20071018_160020_000000432062_00340_29452_6036.N1	18-OCT-2007 16:00:20	Dark	43.000	65	Lam Vel	2.2040	4400.0	86	29452	No
162	GOM_NL__2PRFIN20071018_160335_000000432062_00341_29453_6042.N1	18-OCT-2007 16:03:35	Dark	43.000	34	Gam2Vel	1.7930	23000.	86	29453	No
163	GOM_NL__2PRFIN20071018_160914_000000482062_00341_29453_6043.N1	18-OCT-2007 16:09:14	Dark	48.000	2	Alp Car	-0.73600	7000.0	96	29453	No
164	GOM_NL__2PRFIN20071018_162050_000000432062_00341_29453_6044.N1	18-OCT-2007 16:20:50	Straylight	42.500	157	The1Eri	2.9060	9300.0	85	29453	No
165	GOM_NL__2PRFIN20071018_162940_000000442062_00341_29453_6045.N1	18-OCT-2007 16:29:40	Straylight	43.500	52	16Bet Cet	2.0370	4500.0	87	29453	No
166	GOM_NL__2PRFIN20071018_163915_000000352062_00341_29453_6046.N1	18-OCT-2007 16:39:15	Bright	34.500	140	88Gam Peg	2.8340	26000.	69	29453	No
167	GOM_NL__2PRFIN20071018_164311_000000372062_00341_29453_6047.N1	18-OCT-2007 16:43:11	Bright	36.500	58	21Alp And	2.0730	11000.	73	29453	No
168	GOM_NL__2PRFIN20071018_164532_000000412062_00341_29453_6048.N1	18-OCT-2007 16:45:32	Bright	41.000	53	43Bet And	2.0480	3300.0	82	29453	No
169	GOM_NL__2PRFIN20071018_165109_000000382062_00341_29453_6049.N1	18-OCT-2007 16:51:09	Bright	37.500	68	18Alp Cas	2.2250	4500.0	75	29453	No
170	GOM_NL__2PRFIN20071018_165229_000000372062_00341_29453_6050.N1	18-OCT-2007 16:52:29	Bright	36.500	76	27Gam Cas	2.3000	30000.	73	29453	No
171	GOM_NL__2PRFIN20071018_170014_000000372062_00341_29453_6051.N1	18-OCT-2007 17:00:14	Bright	36.500	49	1Alp UMi	1.9900	6300.0	73	29453	No
172	GOM_NL__2PRFIN20071018_170828_000000382062_00341_29453_6052.N1	18-OCT-2007 17:08:28	Bright	38.000	36	50Alp UMa	1.8000	6300.0	76	29453	No
173	GOM_NL__2PRFIN20071018_171002_000000532062_00341_29453_6053.N1	18-OCT-2007 17:10:02	Bright	53.000	82	48Bet UMa	2.3650	10600.	106	29453	No
174	GOM_NL__2PRFIN20071018_171328_000000352062_00341_29453_6054.N1	18-OCT-2007 17:13:28	Bright	34.500	174	52Psi UMa	3.0040	4400.0	69	29453	No
175	GOM_NL__2PRFIN20071018_172032_000000262062_00341_29453_6055.N1	18-OCT-2007 17:20:32	Tw_i_and_stray	26.000	166	17Eps Leo	2.9800	6000.0	52	29453	No
176	GOM_NL__2PRFIN20071018_172351_000000592062_00341_29453_6056.N1	18-OCT-2007 17:23:51	Bright	59.000	22	32Alp Leo	1.3600	15200.	118	29453	No
177	GOM_NL__2PRFIN20071018_173127_000000502062_00341_29453_6057.N1	18-OCT-2007 17:31:27	Dark	50.000	48	30Alp Hya	1.9770	4100.0	100	29453	No
178	GOM_NL__2PRFIN20071018_174056_000000502062_00341_29453_6058.N1	18-OCT-2007 17:40:56	Dark	49.500	65	Lam Vel	2.2040	4400.0	99	29453	No
179	GOM_NL__2PRFIN20071018_174412_000000432062_00342_29454_6054.N1	18-OCT-2007 17:44:12	Dark	42.500	34	Gam2Vel	1.7930	23000.	85	29454	No
180	GOM_NL__2PRFIN20071018_174951_000000492062_00342_29454_6055.N1	18-OCT-2007 17:49:51	Dark	48.500	2	Alp Car	-0.73600	7000.0	97	29454	No
181	GOM_NL__2PRFIN20071018_180126_000000442062_00342_29454_6056.N1	18-OCT-2007 18:01:26	Straylight	44.000	157	The1Eri	2.9060	9300.0	88	29454	No
182	GOM_NL__2PRFIN20071018_181016_000000452062_00342_29454_6057.N1	18-OCT-2007 18:10:16	Straylight	45.000	52	16Bet Cet	2.0370	4500.0	90	29454	No
183	GOM_NL__2PRFIN20071018_181951_000000352062_00342_29454_6058.N1	18-OCT-2007 18:19:51	Bright	34.500	140	88Gam Peg	2.8340	26000.	69	29454	No
184	GOM_NL__2PRFIN20071018_182347_000000352062_00342_29454_6059.N1	18-OCT-2007 18:23:47	Bright	35.000	58	21Alp And	2.0730	11000.	70	29454	No
185	GOM_NL__2PRFIN20071018_182608_000000412062_00342_29454_6060.N1	18-OCT-2007 18:26:08	Bright	41.000	53	43Bet And	2.0480	3300.0	82	29454	No
186	GOM_NL__2PRFIN20071018_183144_000000382062_00342_29454_6061.N1	18-OCT-2007 18:31:44	Bright	38.000	68	18Alp Cas	2.2250	4500.0	76	29454	No
187	GOM_NL__2PRFIN20071018_183305_000000372062_00342_29454_6062.N1	18-OCT-2007 18:33:05	Bright	36.500	76	27Gam Cas	2.3000	30000.	73	29454	No
188	GOM_NL__2PRFIN20071018_184050_000000362062_00342_29454_6063.N1	18-OCT-2007 18:40:50	Bright	35.500	49	1Alp UMi	1.9900	6300.0	71	29454	No
189	GOM_NL__2PRFIN20071018_184904_000000352062_00342_29454_6064.N1	18-OCT-2007 18:49:04	Bright	35.000	36	50Alp UMa	1.8000	6300.0	70	29454	No
190	GOM_NL__2PRFIN20071018_185038_000000372062_00342_29454_6065.N1	18-OCT-2007 18:50:38	Bright	37.000	82	48Bet UMa	2.3650	10600.	74	29454	No
191	GOM_NL__2PRFIN20071018_185404_000000352062_00342_29454_6066.N1	18-OCT-2007 18:54:04	Bright	35.000	174	52Psi UMa	3.0040	4400.0	70	29454	No
192	GOM_NL__2PRFIN20071018_190149_000000572062_00342_29454_6067.N1	18-OCT-2007 19:01:49	Bright	57.000	51	41Gam1Leo	2.0100	4500.0	114	29454	No
193	GOM_NL__2PRFIN20071018_190427_000000402062_00342_29454_6068.N1	18-OCT-2007 19:04:27	Bright	39.500	22	32Alp Leo	1.3600	15200.	79	29454	No
194	GOM_NL__2PRFIN20071018_191204_000000522062_00342_29454_6069.N1	18-OCT-2007 19:12:04	Dark	51.500	48	30Alp Hya	1.9770	4100.0	103	29454	No
195	GOM_NL__2PRFIN20071018_192133_000000482062_00342_29454_6070.N1	18-OCT-2007 19:21:33	Dark	47.500	65	Lam Vel	2.2040	4400.0	95	29454	No
196	GOM_NL__2PRFIN20071018_192449_000000462062_00343_29455_6062.N1	18-OCT-2007 19:24:49	Dark	45.500	34	Gam2Vel	1.7930	23000.	91	29455	No
197	GOM_NL__2PRFIN20071018_193027_000000622062_00343_29455_6063.N1	18-OCT-2007 19:30:27	Dark	61.500	2	Alp Car	-0.73600	7000.0	123	29455	No
198	GOM_NL__2PRFIN20071018_194203_000000462062_00343_29455_6064.N1	18-OCT-2007 19:42:03	Straylight	45.500	157	The1Eri	2.9060	9300.0	91	29455	No
199	GOM_NL__2PRFIN20071018_195053_000000452062_00343_29455_6065.N1	18-OCT-2007 19:50:53	Straylight	44.500	52	16Bet Cet	2.0370	4500.0	89	29455	No
200	GOM_NL__2PRFIN20071018_200028_000000362062_00343_29455_6066.N1	18-OCT-2007 20:00:28	Bright	36.000	140	88Gam Peg	2.8340	26000.	72	29455	No
201	GOM_NL__2PRFIN20071018_200424_000000362062_00343_29455_6067.N1	18-OCT-2007 20:04:24	Bright	36.000	58	21Alp And	2.0730	11000.	72	29455	No
202	GOM_NL__2PRFIN20071018_200644_000000392062_00343_29455_6068.N1	18-OCT-2007 20:06:44	Bright	39.000	53	43Bet And	2.0480	3300.0	78	29455	No
203	GOM_NL__2PRFIN20071018_201220_000000382062_00343_29455_6069.N1	18-OCT-2007 20:12:20	Bright	37.500	68	18Alp Cas	2.2250	4500.0	75	29455	No
204	GOM_NL__2PRFIN20071018_201340_000000382062_00343_29455_6070.N1	18-OCT-2007 20:13:40	Bright	38.000	76	27Gam Cas	2.3000	30000.	76	29455	No
205	GOM_NL__2PRFIN20071018_202126_000000362062_00343_29455_6071.N1	18-OCT-2007 20:21:26	Bright	36.000	49	1Alp UMi	1.9900	6300.0	72	29455	No
206	GOM_NL__2PRFIN20071018_202940_000000372062_00343_29455_6072.N1	18-OCT-2007 20:29:40	Bright	37.000	36	50Alp UMa	1.8000	6300.0	74	29455	No
207	GOM_NL__2PRFIN20071018_203114_000000362062_00343_29455_6073.N1	18-OCT-2007 20:31:14	Bright	36.000	82	48Bet UMa	2.3650	10600.	72	29455	No
208	GOM_NL__2PRFIN20071018_203440_000000532062_00343_29455_6074.N1	18-OCT-2007 20:34:40	Bright	53.000	174	52Psi UMa	3.0040	4400.0	106	29455	No
209	GOM_NL__2PRFIN20071018_204226_000000482062_00343_29455_6075.N1	18-OCT-2007 20:42:26	Bright	48.000	51	41Gam1Leo	2.0100	4500.0	96	29455	No
210	GOM_NL__2PRFIN20071018_204503_000000412062_00343_29455_6076.N1	18-OCT-2007 20:45:03	Bright	41.000	22	32Alp Leo	1.3600	15200.	82	29455	No
211	GOM_NL__2PRFIN20071018_205241_000000582062_00343_29455_6077.N1	18-OCT-2007 20:52:41	Dark	58.000	48	30Alp Hya	1.9770	4100.0	116	29455	No
212	GOM_NL__2PRFIN20071018_210209_000000482062_00343_29455_6078.N1	18-OCT-2007 21:02:09	Dark	48.000	65	Lam Vel	2.2040	4400.0	96	29455	No
213	GOM_NL__2PRFIN20071018_210525_000000442062_00344_29456_6084.N1	18-OCT-2007 21:05:25	Dark	43.500	34	Gam2Vel	1.7930	23000.	87	29456	No
214	GOM_NL__2PRFIN20071018_211104_000000472062_00344_29456_6085.N1	18-OCT-2007 21:11:04	Dark	46.500	2	Alp Car	-0.73600	7000.0	93	29456	No
215	GOM_NL__2PRFIN20071018_212239_000000452062_00344_29456_6086.N1	18-OCT-2007 21:22:39	Straylight	44.500	157	The1Eri	2.9060	9300.0	89	29456	No
216	GOM_NL__2PRFIN20071018_213129_000000442062_00344_29456_6087.N1	18-OCT-2007 21:31:29	Straylight	43.500	52	16Bet Cet	2.0370	4500.0	87	29456	No
217	GOM_NL__2PRFIN20071018_214103_000000362062_00344_29456_6088.N1	18-OCT-2007 21:41:03	Bright	35.500	140	88Gam Peg	2.8340	26000.	71	29456	No
218	GOM_NL__2PRFIN20071018_214459_000000362062_00344_29456_6089.N1	18-OCT-2007 21:44:59	Bright	35.500	58	21Alp And	2.0730	11000.	71	29456	No
219	GOM_NL__2PRFIN20071018_214719_000000402062_00344_29456_6090.N1	18-OCT-2007 21:47:19	Bright	40.000	53	43Bet And	2.0480	3300.0	80	29456	No

220	GOM_NL__2PRFIN20071018_215256_000000382062_00344_29456_6091.N1	18-OCT-2007 21:52:56	Bright	37.500	68	18Alp Cas	2.2250	4500.0	75	29456	No
221	GOM_NL__2PRFIN20071018_215416_000000382062_00344_29456_6092.N1	18-OCT-2007 21:54:16	Bright	37.500	76	27Gam Cas	2.3000	30000.	75	29456	No
222	GOM_NL__2PRFIN20071018_220201_000000362062_00344_29456_6093.N1	18-OCT-2007 22:02:01	Bright	36.000	49	1Alp UMi	1.9900	6300.0	72	29456	No
223	GOM_NL__2PRFIN20071018_221016_000000372062_00344_29456_6094.N1	18-OCT-2007 22:10:16	Bright	37.000	36	50Alp UMa	1.8000	6300.0	74	29456	No
224	GOM_NL__2PRFIN20071018_221150_000000522062_00344_29456_6095.N1	18-OCT-2007 22:11:50	Bright	52.000	82	48Bet UMa	2.3650	10600.	104	29456	No
225	GOM_NL__2PRFIN20071018_221516_000000532062_00344_29456_6096.N1	18-OCT-2007 22:15:16	Bright	53.000	174	52Psi UMa	3.0040	4400.0	106	29456	No
226	GOM_NL__2PRFIN20071018_222302_000000382062_00344_29456_6097.N1	18-OCT-2007 22:23:02	Bright	38.000	51	41Gam1Leo	2.0100	4500.0	76	29456	No
227	GOM_NL__2PRFIN20071018_222540_000000422062_00344_29456_6098.N1	18-OCT-2007 22:25:40	Bright	42.000	22	32Alp Leo	1.3600	15200.	84	29456	No
228	GOM_NL__2PRFIN20071018_223317_000000572062_00344_29456_6099.N1	18-OCT-2007 22:33:17	Dark	57.000	48	30Alp Hya	1.9770	4100.0	114	29456	No
229	GOM_NL__2PRFIN20071018_224246_000000452062_00344_29456_6100.N1	18-OCT-2007 22:42:46	Dark	45.000	65	Lam Vel	2.2040	4400.0	90	29456	No
230	GOM_NL__2PRFIN20071018_224602_000000432062_00345_29457_6094.N1	18-OCT-2007 22:46:02	Dark	43.000	34	Gam2Vel	1.7930	23000.	86	29457	No
231	GOM_NL__2PRFIN20071018_225141_000000502062_00345_29457_6095.N1	18-OCT-2007 22:51:41	Dark	50.000	2	Alp Car	-0.73600	7000.0	100	29457	No
232	GOM_NL__2PRFIN20071018_230315_000000452062_00345_29457_6096.N1	18-OCT-2007 23:03:15	Straylight	45.000	157	The1Eri	2.9060	9300.0	90	29457	No
233	GOM_NL__2PRFIN20071018_231205_000000442062_00345_29457_6097.N1	18-OCT-2007 23:12:05	Straylight	43.500	52	16Bet Cet	2.0370	4500.0	87	29457	No
234	GOM_NL__2PRFIN20071018_232139_000000362062_00345_29457_6098.N1	18-OCT-2007 23:21:39	Bright	36.000	140	88Gam Peg	2.8340	26000.	72	29457	No
235	GOM_NL__2PRFIN20071018_232535_000000372062_00345_29457_6099.N1	18-OCT-2007 23:25:35	Bright	36.500	58	21Alp And	2.0730	11000.	73	29457	No
236	GOM_NL__2PRFIN20071018_232755_000000422062_00345_29457_6100.N1	18-OCT-2007 23:27:55	Bright	42.000	53	43Bet And	2.0480	3300.0	84	29457	No
237	GOM_NL__2PRFIN20071018_233332_000000352062_00345_29457_6101.N1	18-OCT-2007 23:33:32	Bright	34.500	68	18Alp Cas	2.2250	4500.0	69	29457	No
238	GOM_NL__2PRFIN20071018_233452_000000372062_00345_29457_6102.N1	18-OCT-2007 23:34:52	Bright	37.000	76	27Gam Cas	2.3000	30000.	74	29457	No
239	GOM_NL__2PRFIN20071018_234237_000000362062_00345_29457_6103.N1	18-OCT-2007 23:42:37	Bright	36.000	49	1Alp UMi	1.9900	6300.0	72	29457	No
240	GOM_NL__2PRFIN20071018_235052_000000382062_00345_29457_6104.N1	18-OCT-2007 23:50:52	Bright	37.500	36	50Alp UMa	1.8000	6300.0	75	29457	No
241	GOM_NL__2PRFIN20071018_235226_000000532062_00345_29457_6105.N1	18-OCT-2007 23:52:26	Bright	53.000	82	48Bet UMa	2.3650	10600.	106	29457	No
242	GOM_NL__2PRFIN20071018_235551_000000372062_00345_29457_6106.N1	18-OCT-2007 23:55:51	Bright	37.000	174	52Psi UMa	3.0040	4400.0	74	29457	No

3. Quality information per product

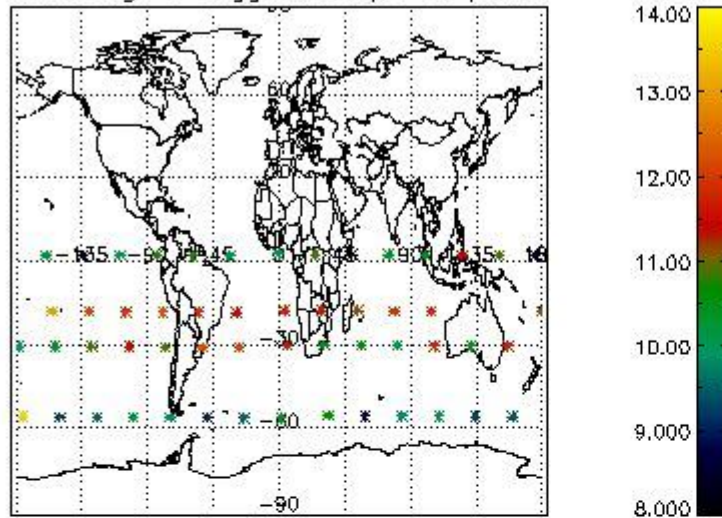
In this section it is plotted some information contained in the Quality Summary data set of the level 2 products. Only products in dark limb conditions and without errors (error flag in the MPH set to "0") are used.

3.1 Plot quality information per product (time dependant)

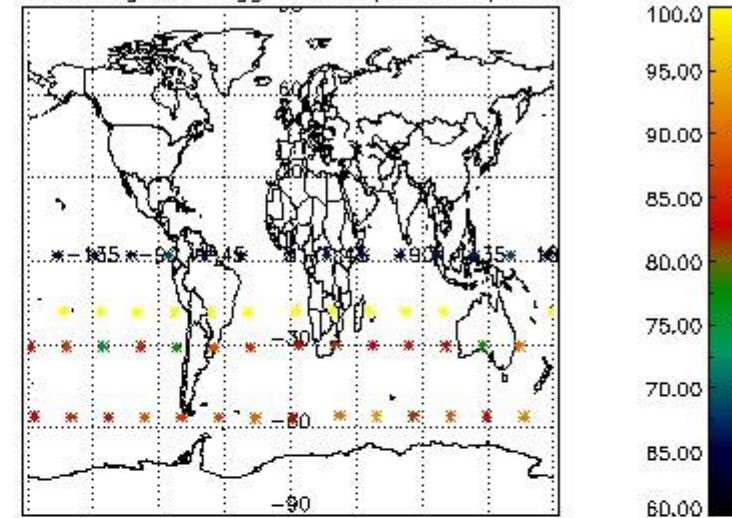


3.2 Plot quality information per product (world map)

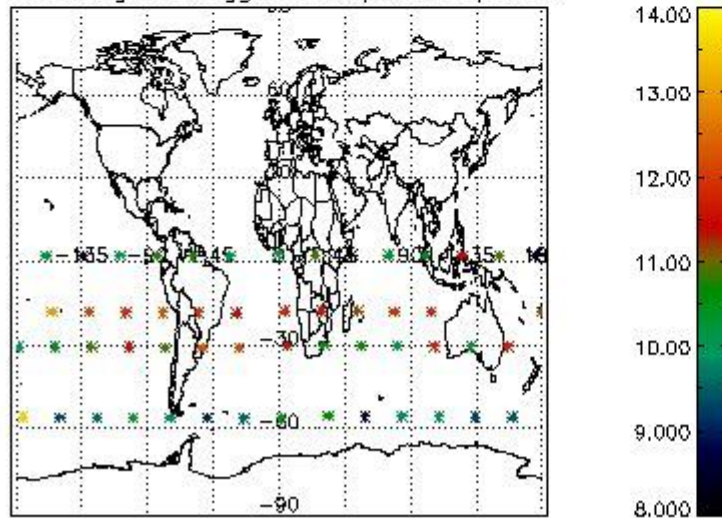
Percentage of flagged data per O3 profile



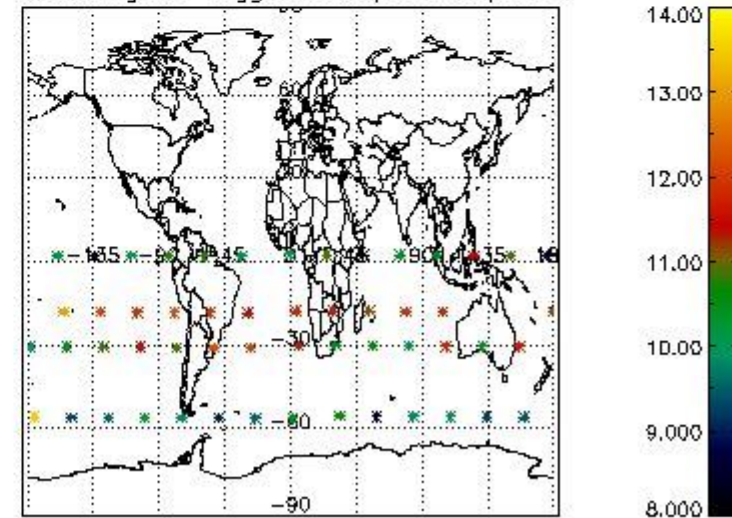
Percentage of flagged data per H2O profile



Percentage of flagged data per NO2 profile



Percentage of flagged data per NO3 profile

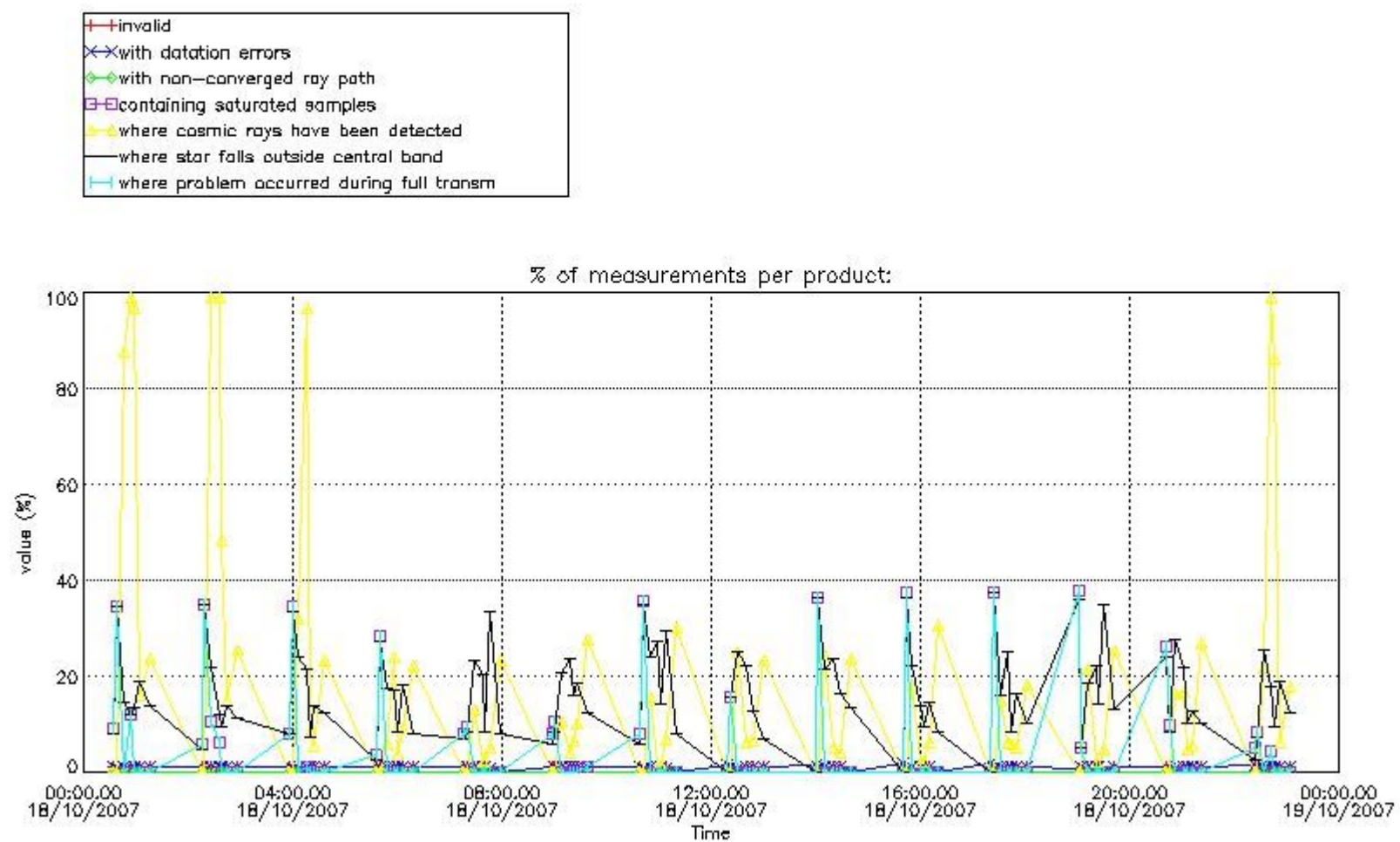


4. Level 1 quality information per product

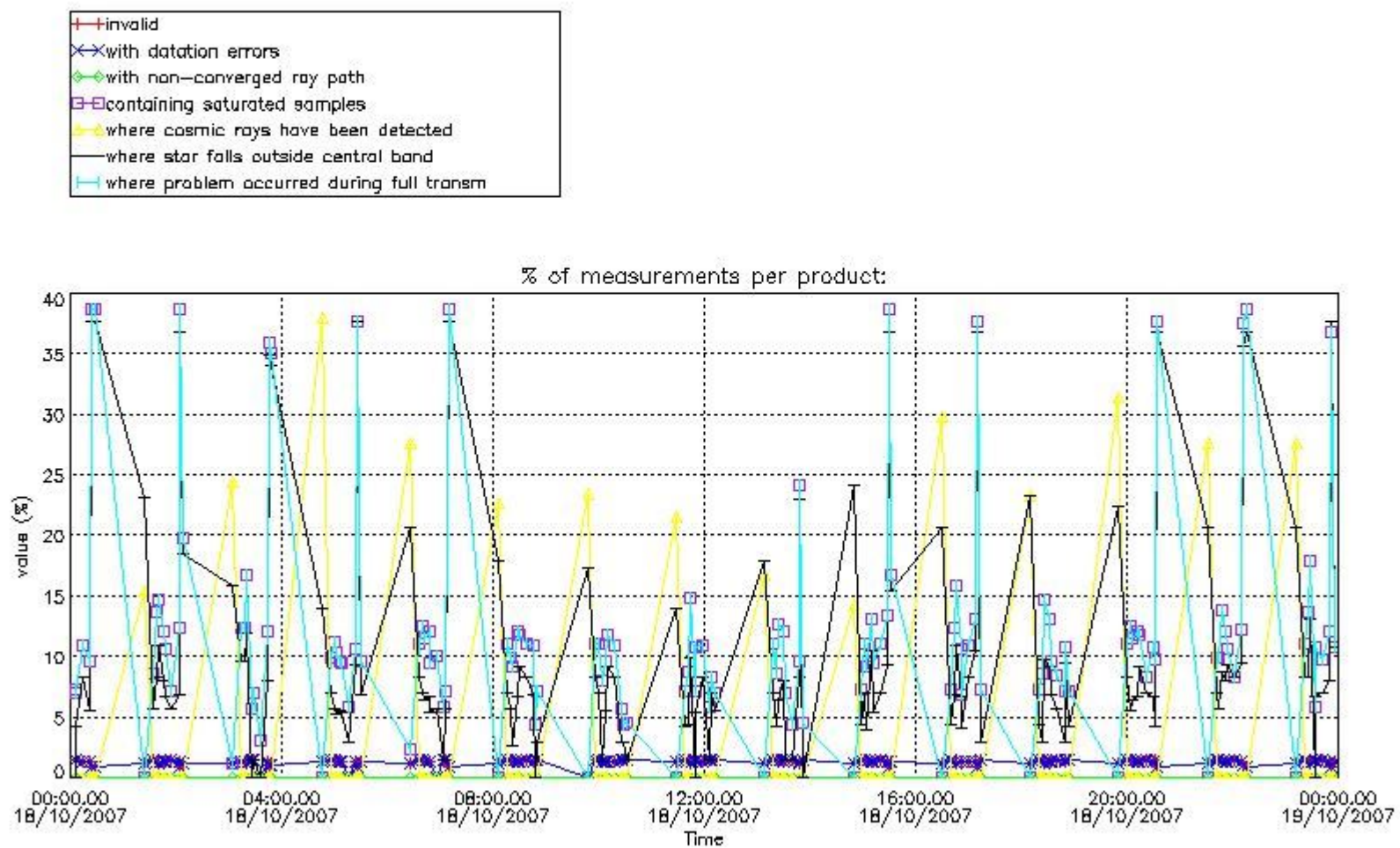
In this section it is plotted some information contained in the Quality Summary data set of the level 2 products that comes from the level 1b processing. Products without errors (error flag in the MPH set to "0") are used.

4.1 Plot quality information per product (time dependant) coming from level 1b processing

4.1.1 Plot level 1 quality information per product (time dependant): ENVISAT ASCENDING passes



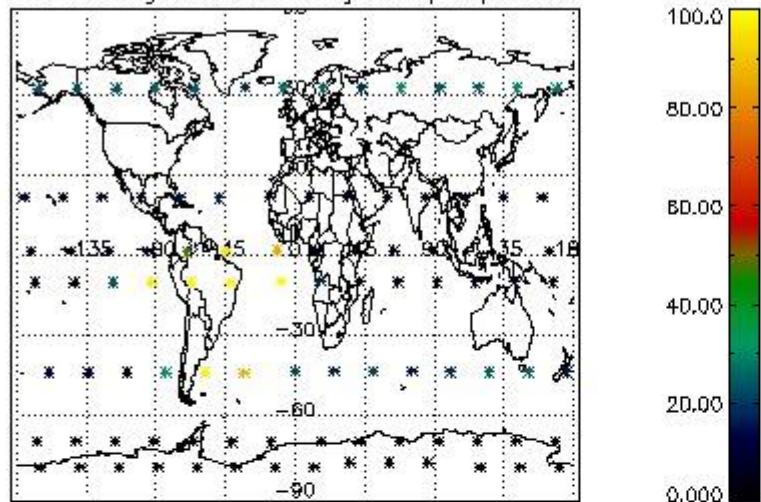
4.1.2 Plot level 1 quality information per product (time dependant): ENVI SAT DESCENDING passes



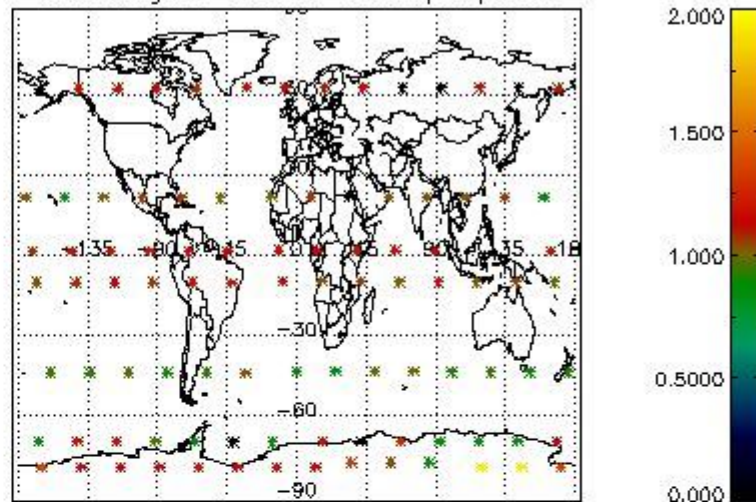
4.2 Plot quality information per product coming from level 1b processing (world map)

4.2.1 Plot level 1 quality information per product (world map): ENVISAT ASCENDING passes

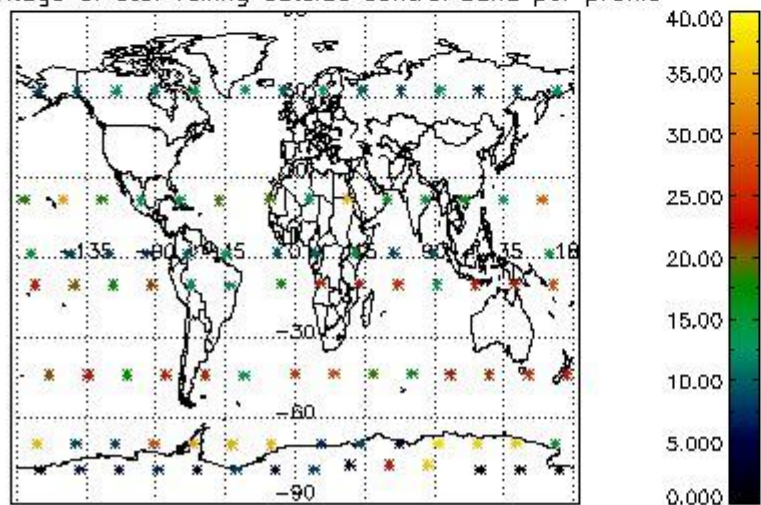
Percentage of cosmic ray hits per profile



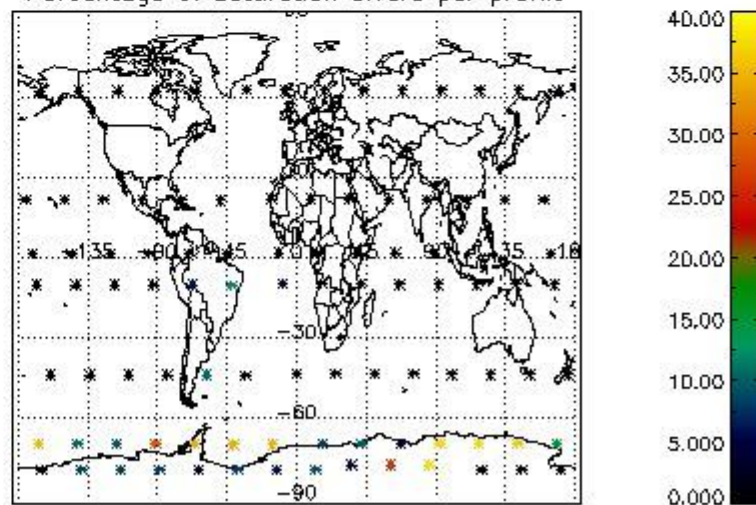
Percentage of datation errors per profile



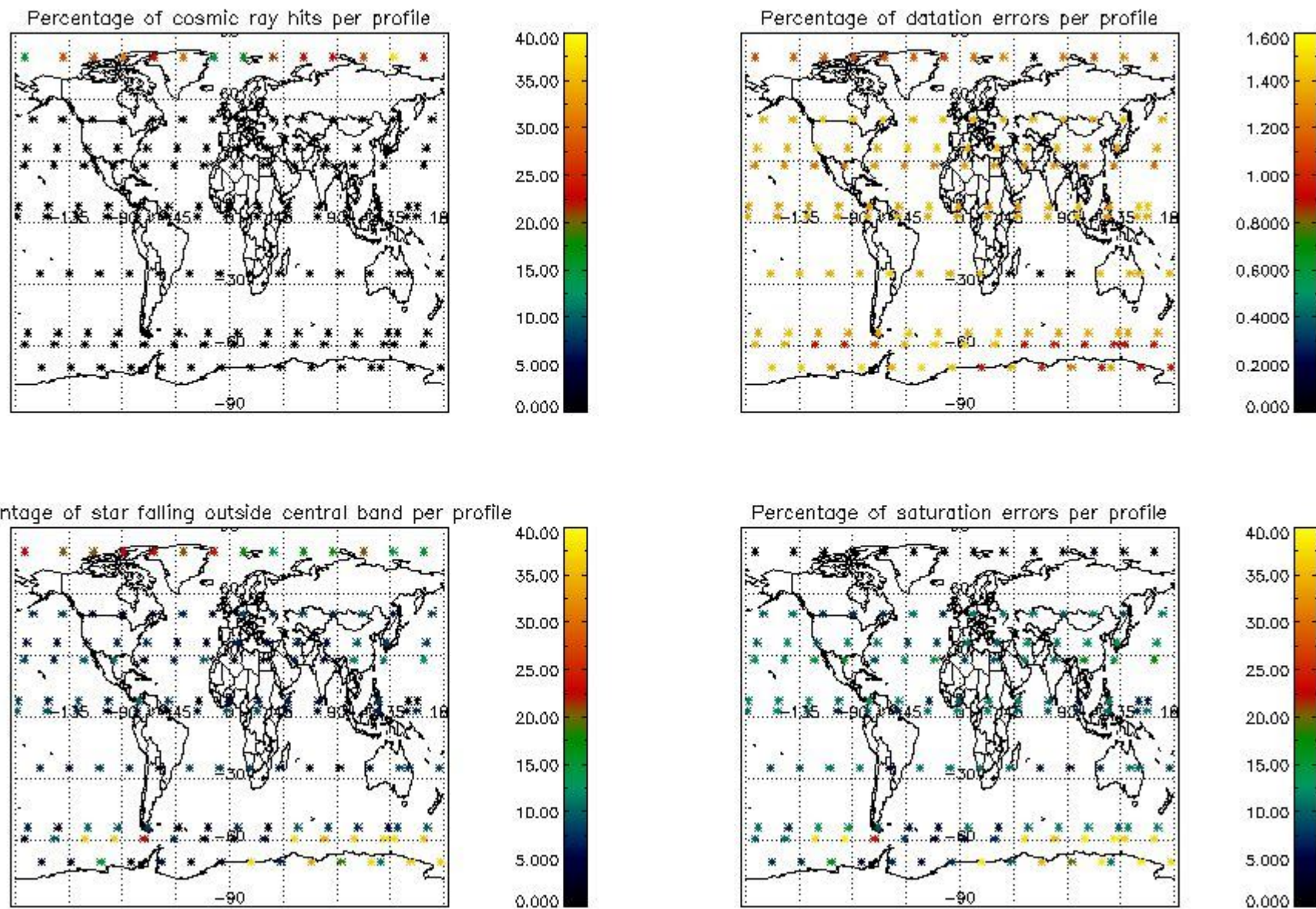
Percentage of star falling outside central band per profile



Percentage of saturation errors per profile



4.2.2 Plot level 1 quality information per product (world map): ENVISAT DESCENDING passes



5. Trace gas profiles

5.1 Ozone statistics based on quality of products

The final quality of the products can be "measured" using the STD (Standard Deviation) attached to every point profile. This information is written to the parameter GOM_NL__2P/NL_LOCAL_SPECIES_DENSITY/o3_std of the level 2 products. The table below shows the statistics for given STD ranges.

The statistics are given with respect to the overall valid production:

- Products without fatal errors: GOM_NL__2P/MPH/PRODUCT_ERR=0
- Valid point profile: GOM_NL__2P/NL_LOCAL_SPECIES_DENSITY/pcd(0)=0

The 'Criteria' is applied to valid points of dark limb products:

- Products in dark limb illumination condition: GOM_NL__2P/NL_SUMMARY_QUALITY/obs_ill_cond=0
- Products without fatal errors: GOM_NL__2P/MPH/PRODUCT_ERR=0
- Valid point profile: GOM_NL__2P/NL_LOCAL_SPECIES_DENSITY/pcd(0)=0

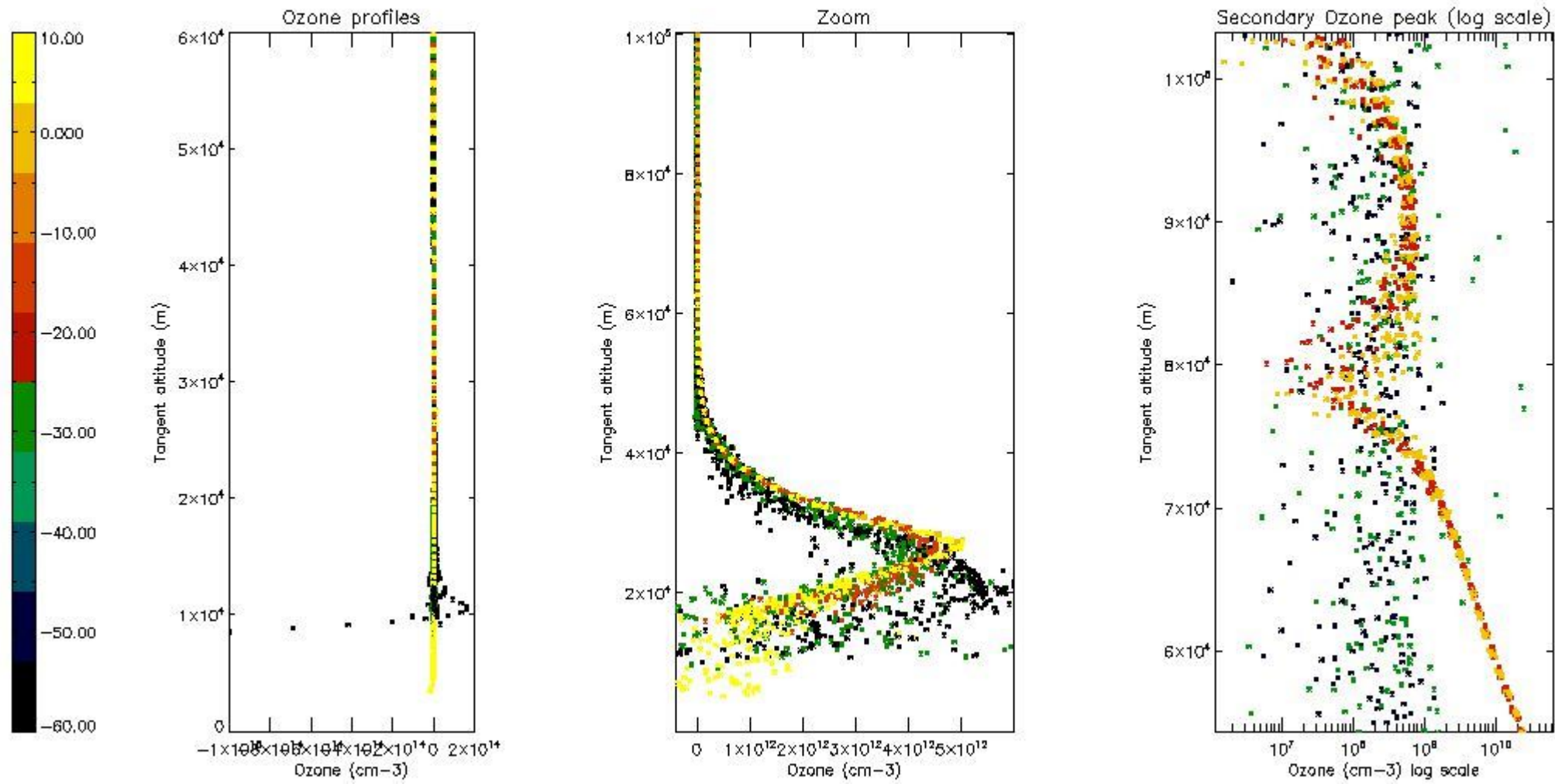
So, the table below shows the percentage of dark limb and valid observations for each criteria with respect to the overall valid daily observations.

Criteria	% of total production
All STD	27
STD < 20	14

STD < 10	10
STD < 5	8

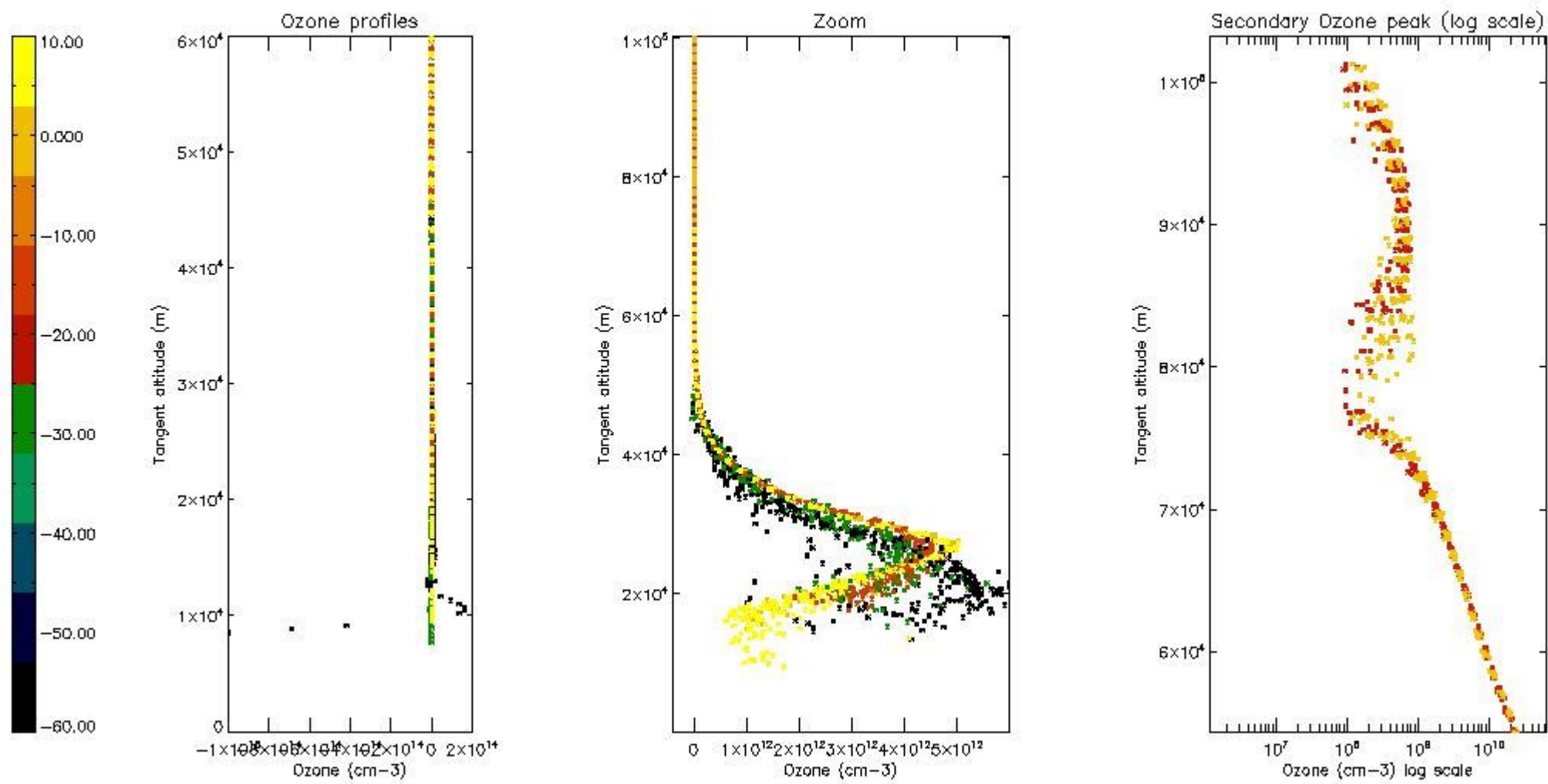
5.2 Plot ozone profiles for all STD (dark without errors)

The colorbar represents the latitude.



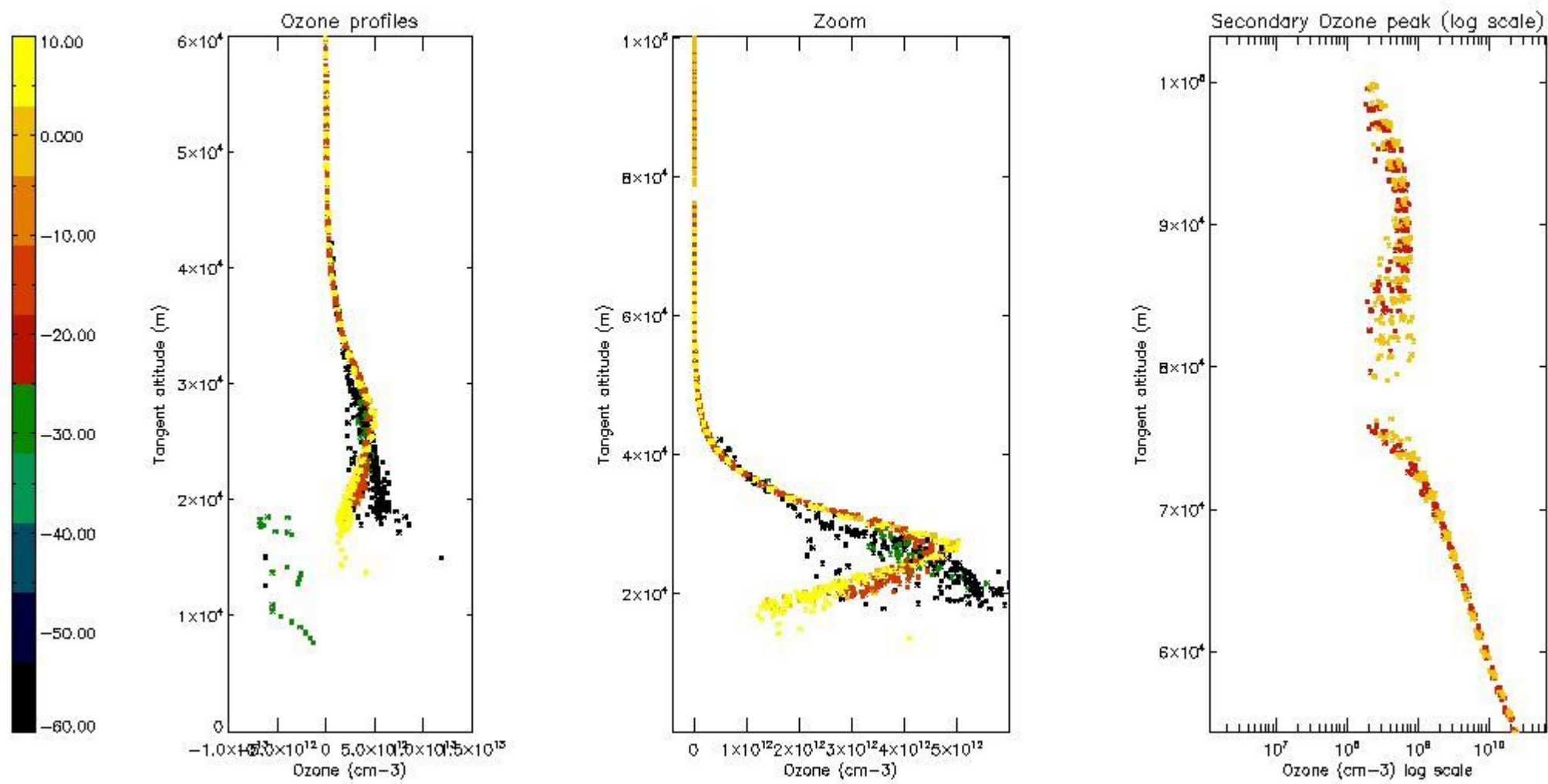
5.3 Plot ozone profiles where STD < 20% (dark without errors)

The colorbar represents the latitude.



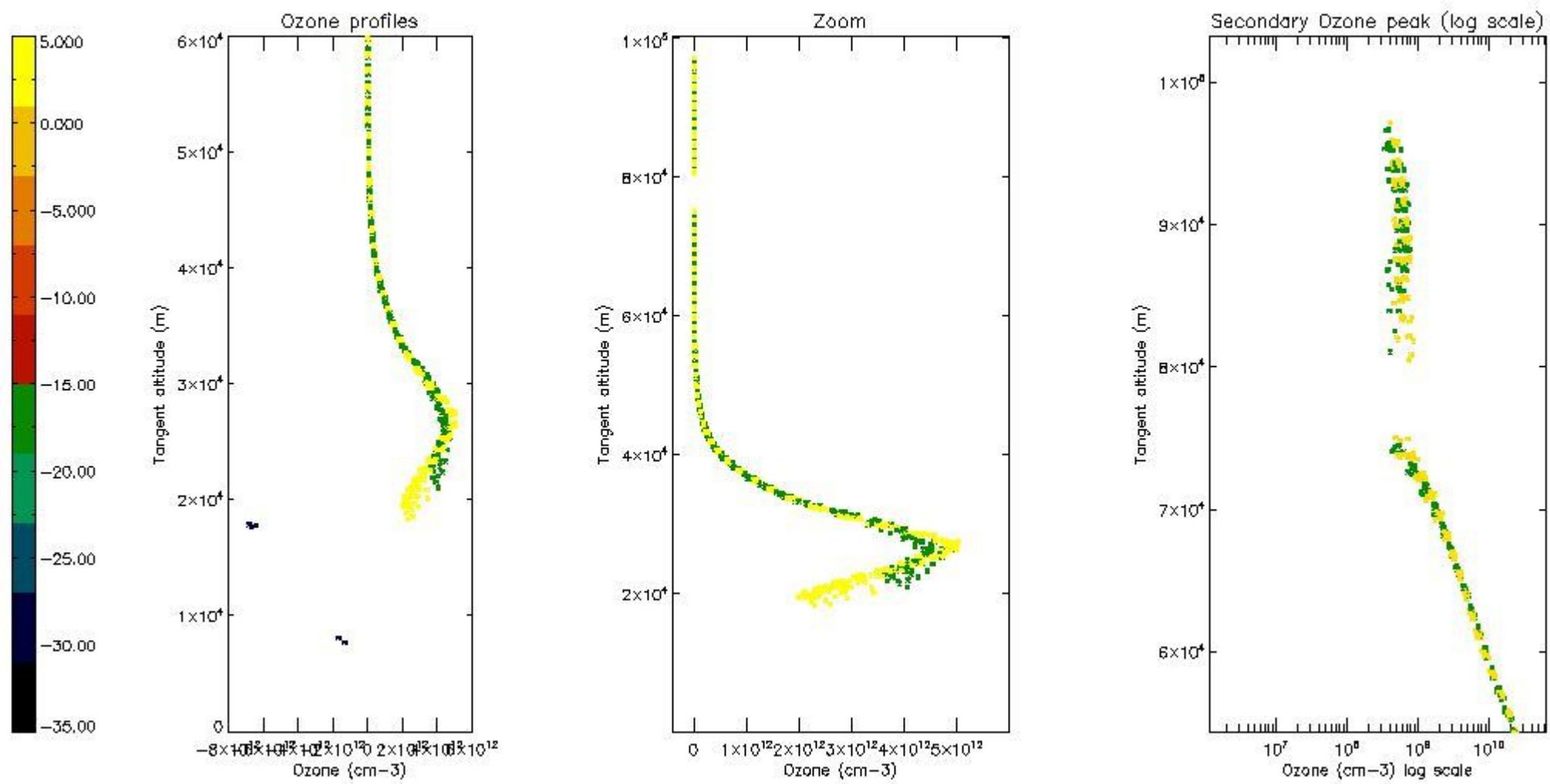
5.4 Plot ozone profiles where STD < 10% (dark without errors)

The colorbar represents the latitude.



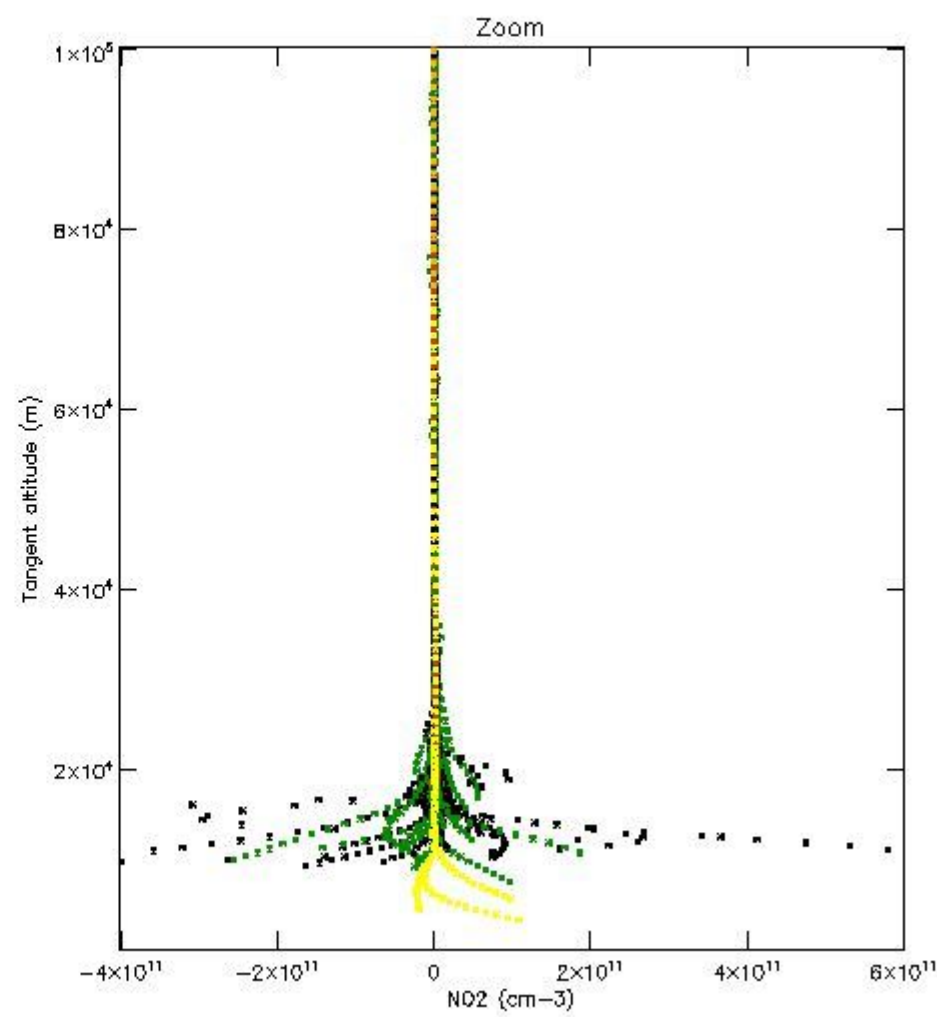
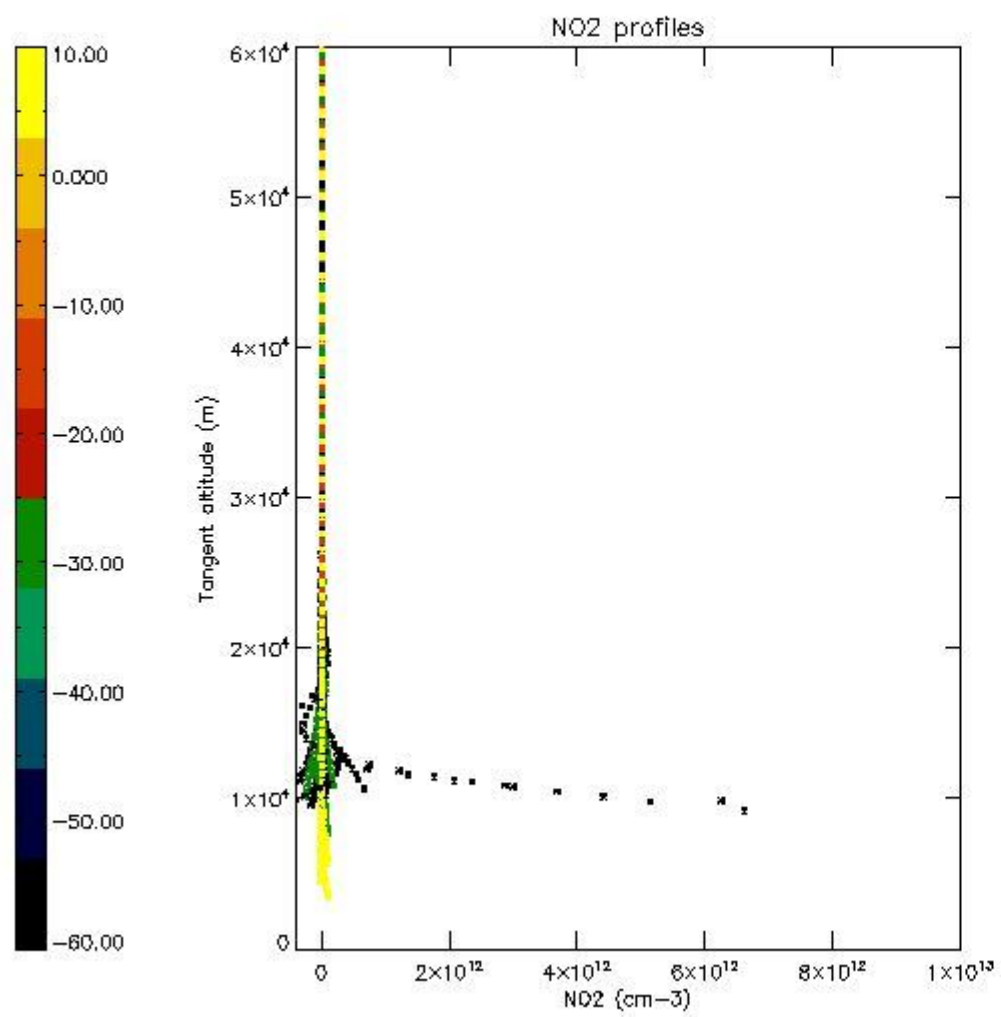
5.5 Plot ozone profiles where STD < 5% (dark without errors)

The colorbar represents the latitude.



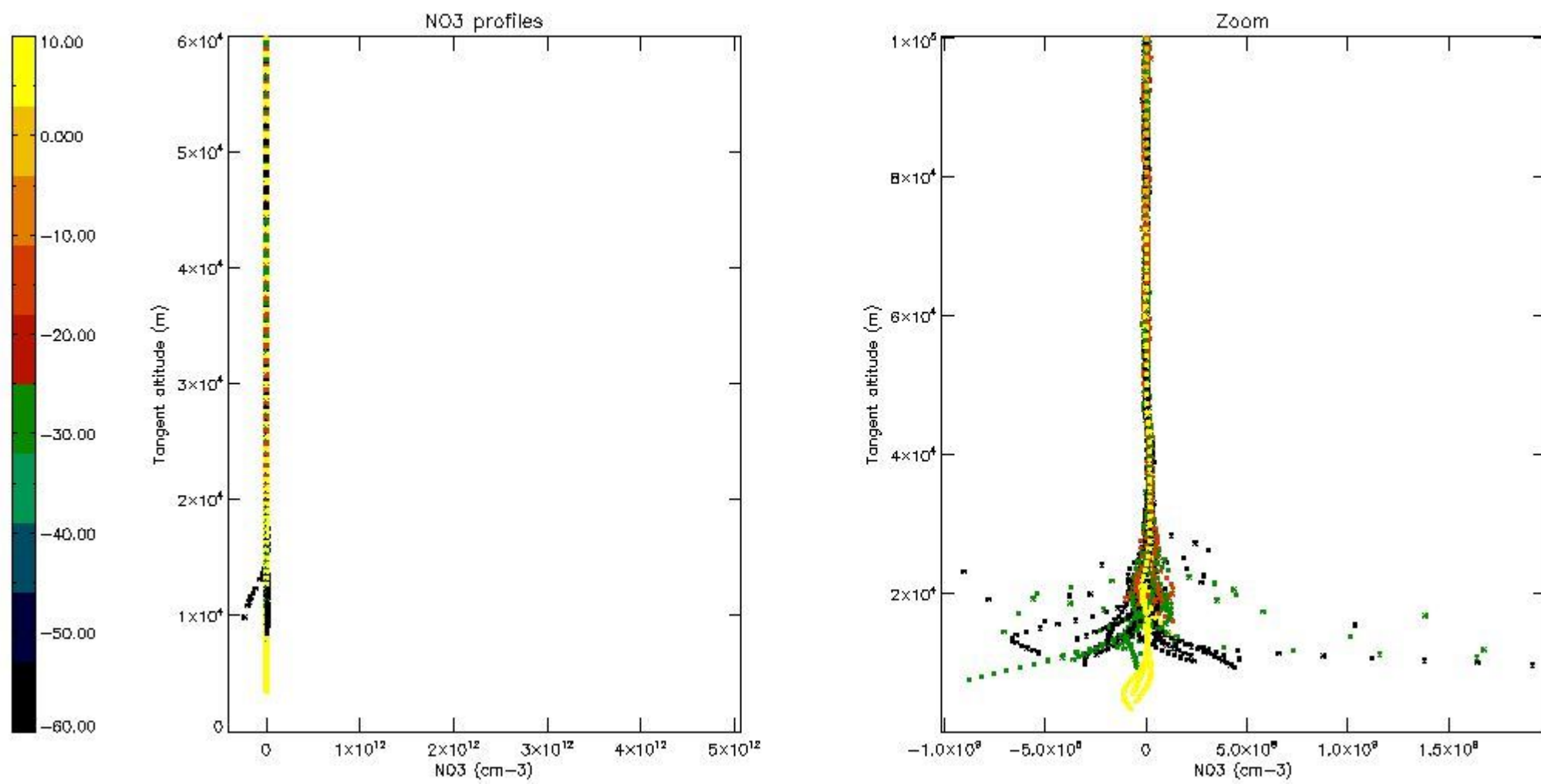
5.6 Plot NO₂ profiles for all STD (dark without errors)

The colorbar represents the latitude.



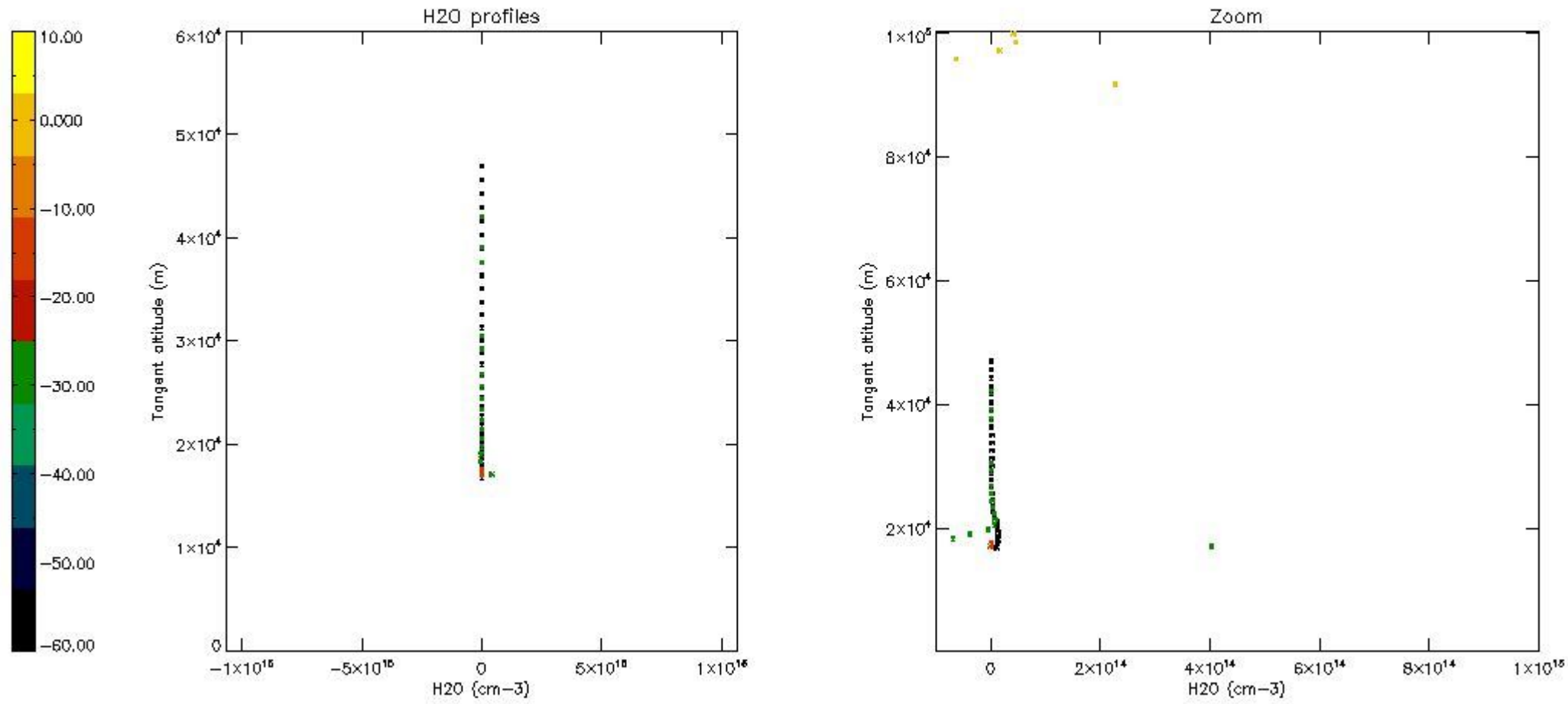
5.7 Plot NO3 profiles for all STD (dark without errors)

The colorbar represents the latitude.



5.8 Plot H2O profiles for all STD (only for occultations of stars 1,2,3,4,13,14,16,26,63 dark without errors)

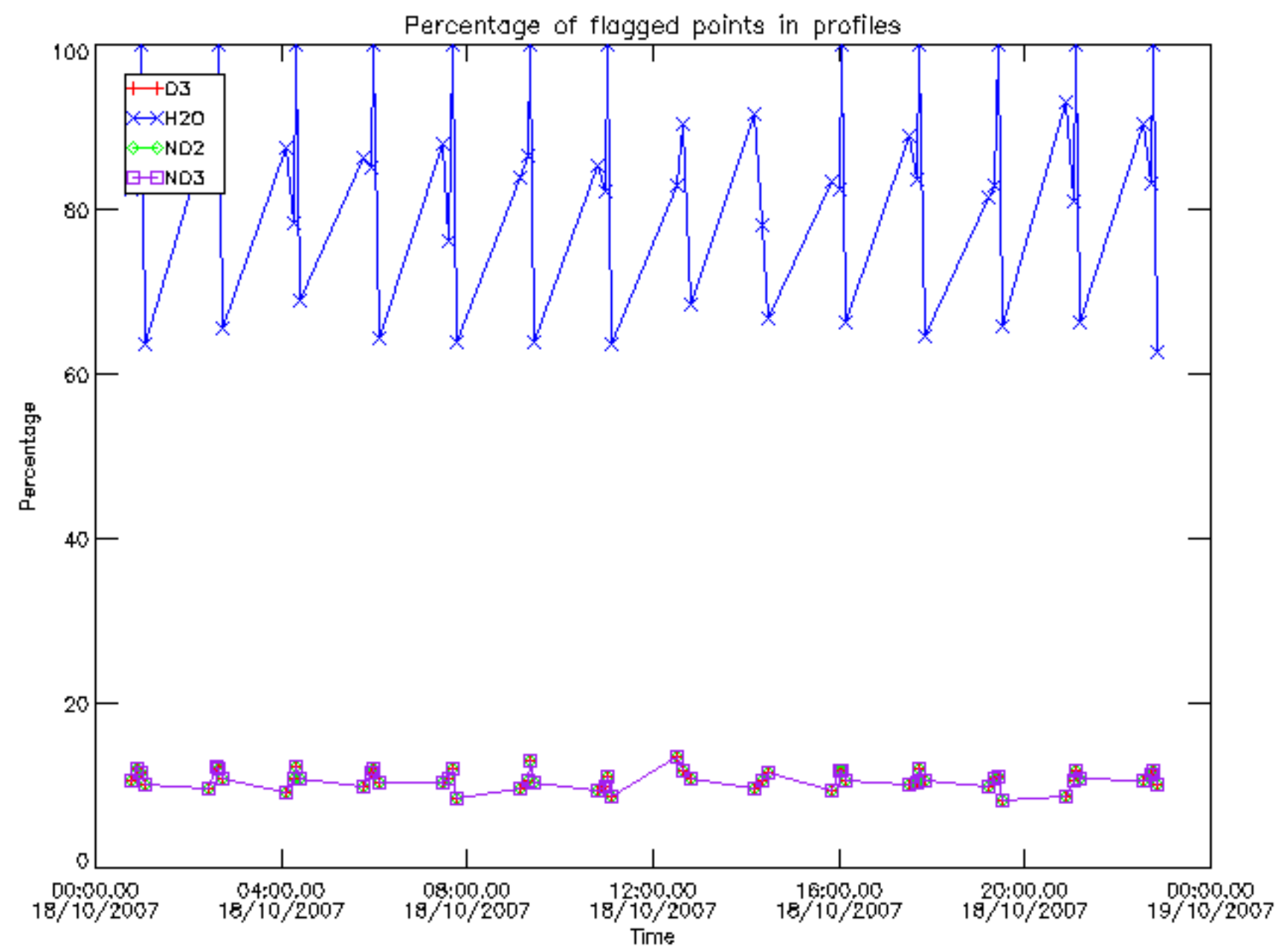
The colorbar represents the latitude.



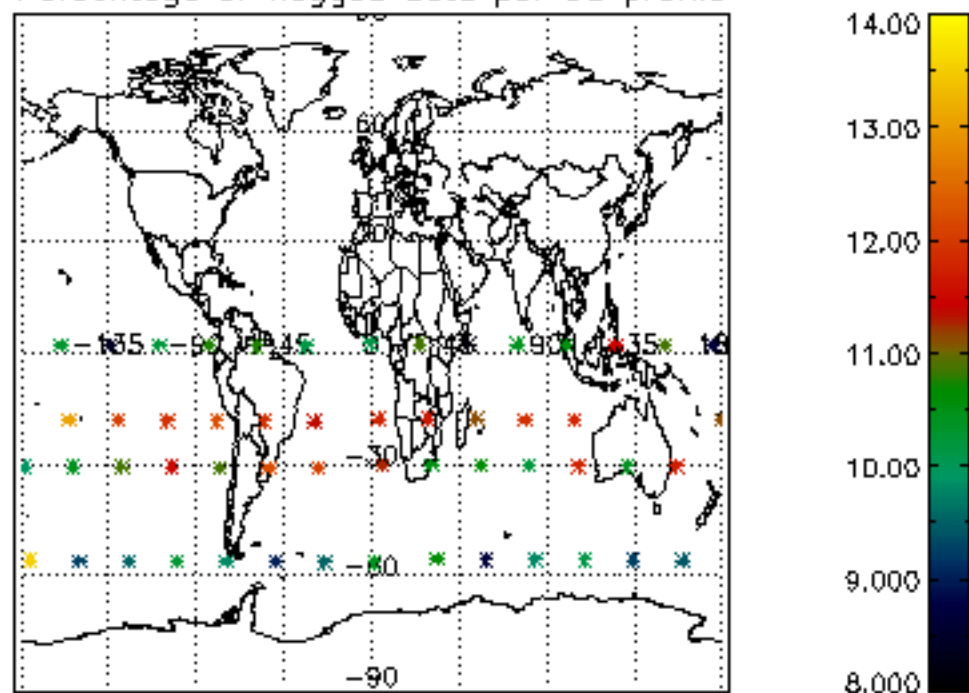
6. Auxiliary Data Files used for the production reported in section 2

The number reported in the third column indicates since which file (see list in section 2) the corresponding auxiliary file has been used. The fourth column is the date of those product files.

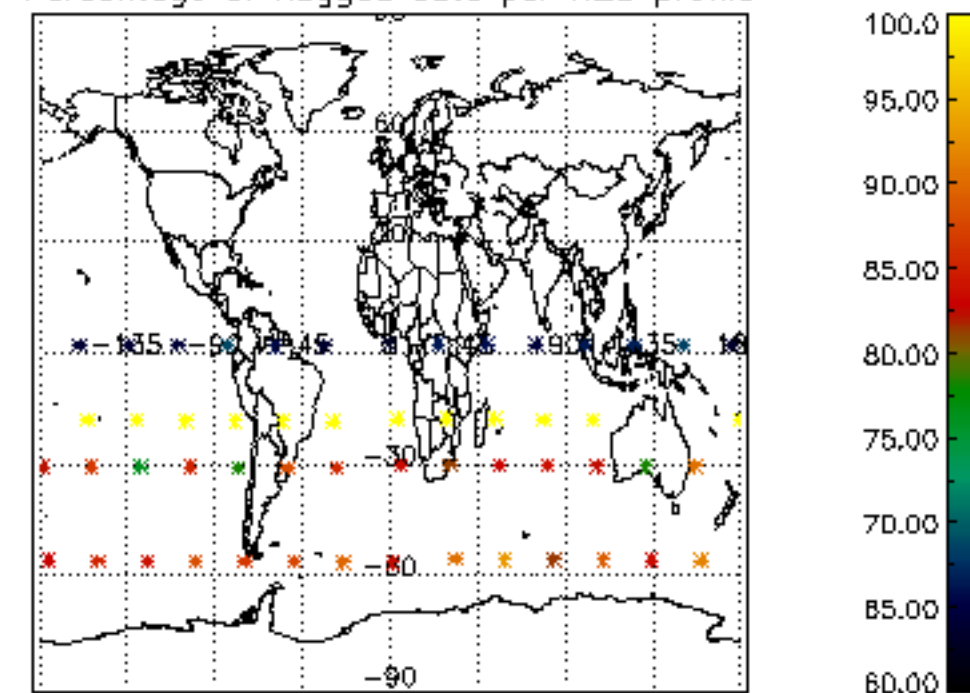
Type	Auxiliary Filename	Used since product	Used since product date
INST_PHYS_CHARACTERISTICS	GOM_INS_AXVIEC20091111_143220_20030716_120000_20500101_000000	1	18-OCT-2007 00:05:11
LEVEL-2_PROC_CONFIG	GOM_PR2_AXVIEC20091111_152718_20020301_000000_20500101_000000	1	18-OCT-2007 00:05:11
CROSS_SECTIONS_FILE	GOM_CRS_AXVIEC20091111_154832_20020301_000000_20500101_000000	1	18-OCT-2007 00:05:11



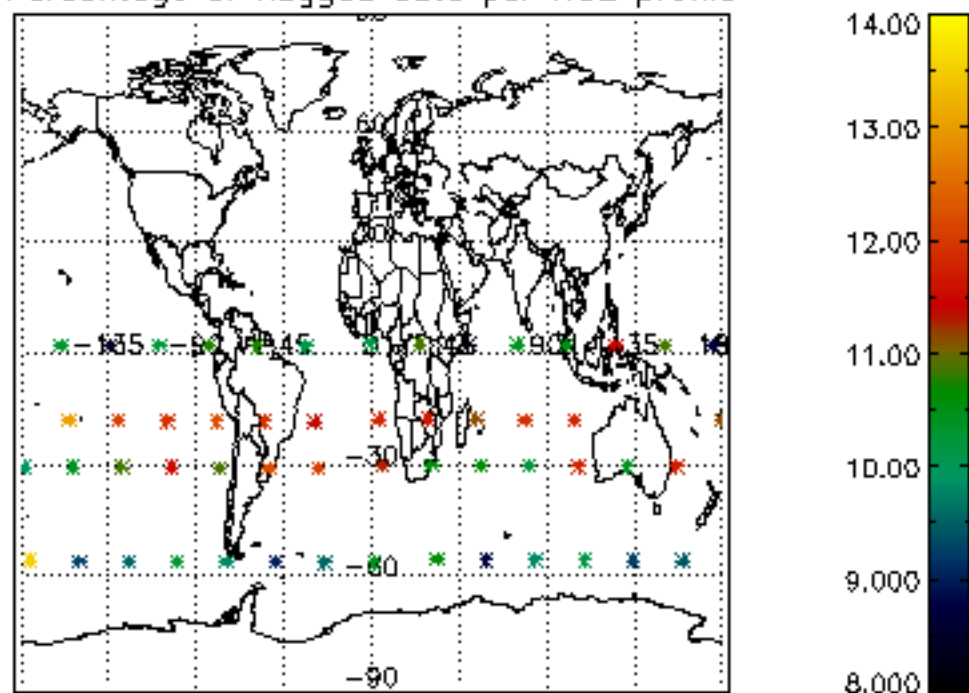
Percentage of flagged data per D3 profile



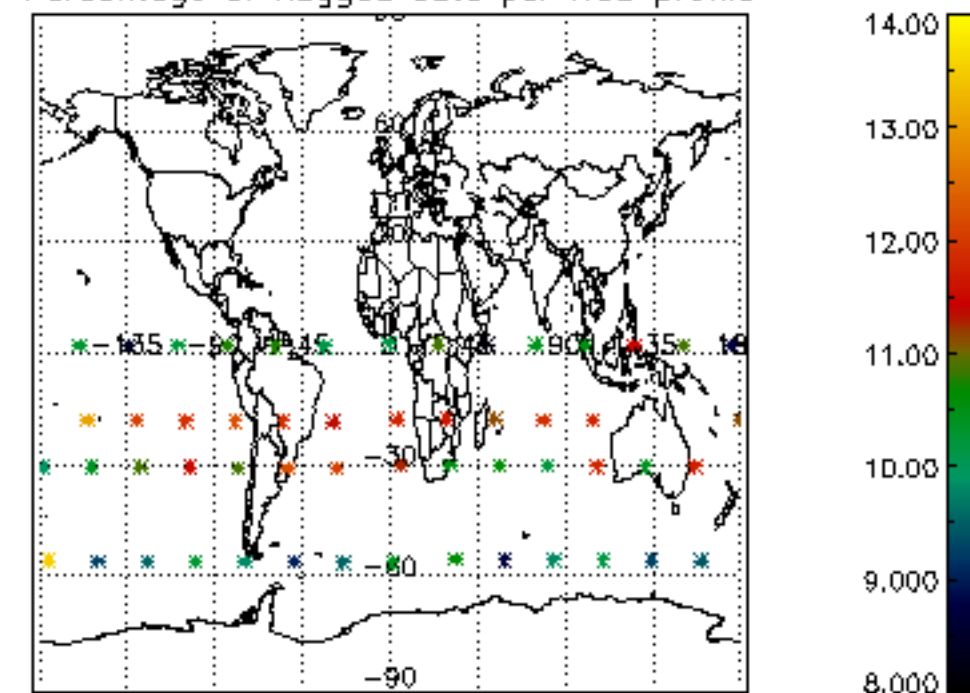
Percentage of flagged data per H2O profile

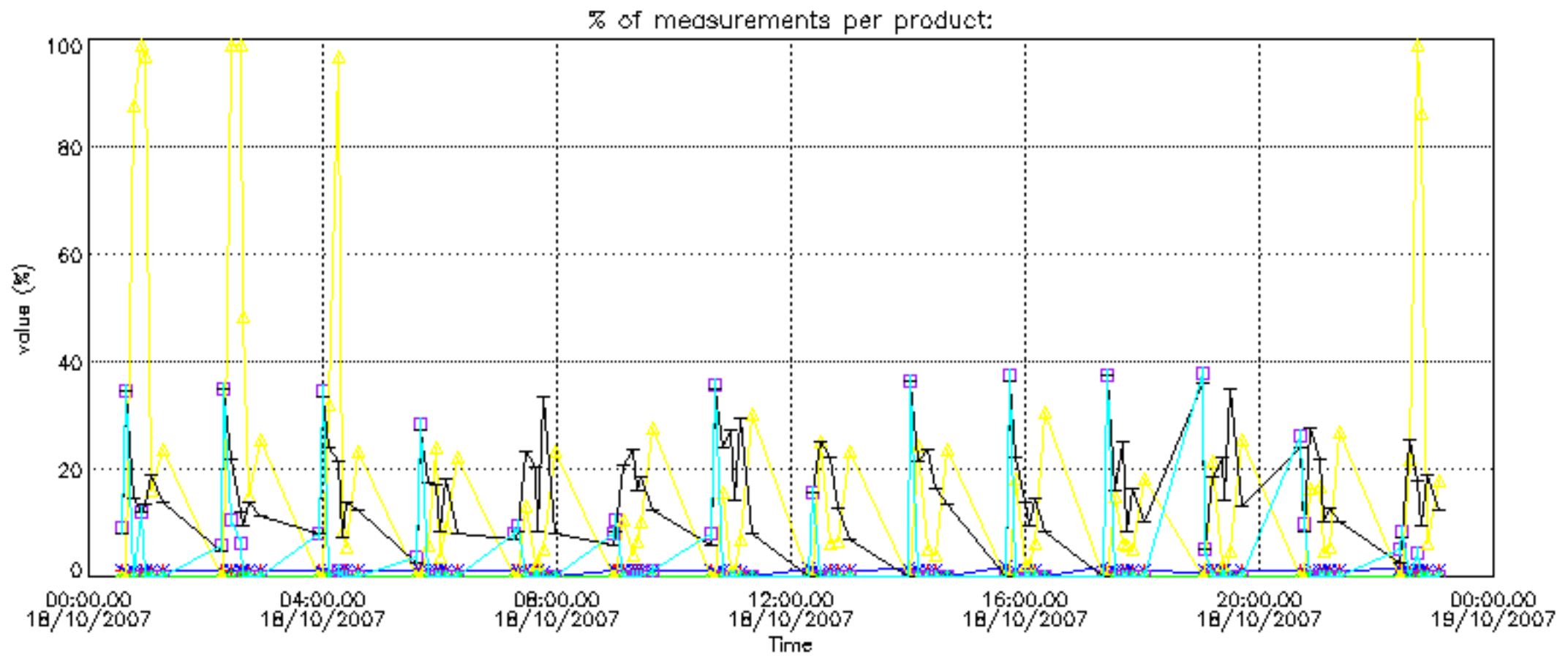


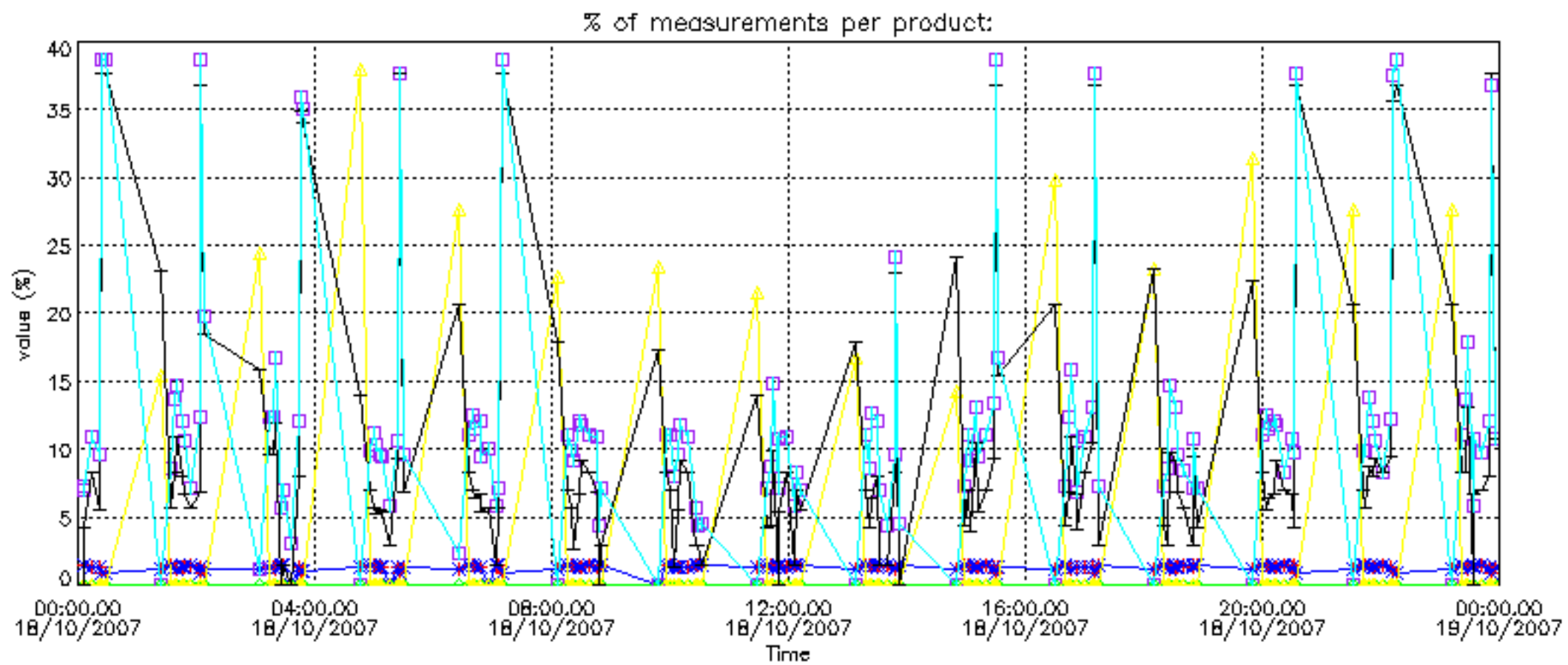
Percentage of flagged data per NO2 profile



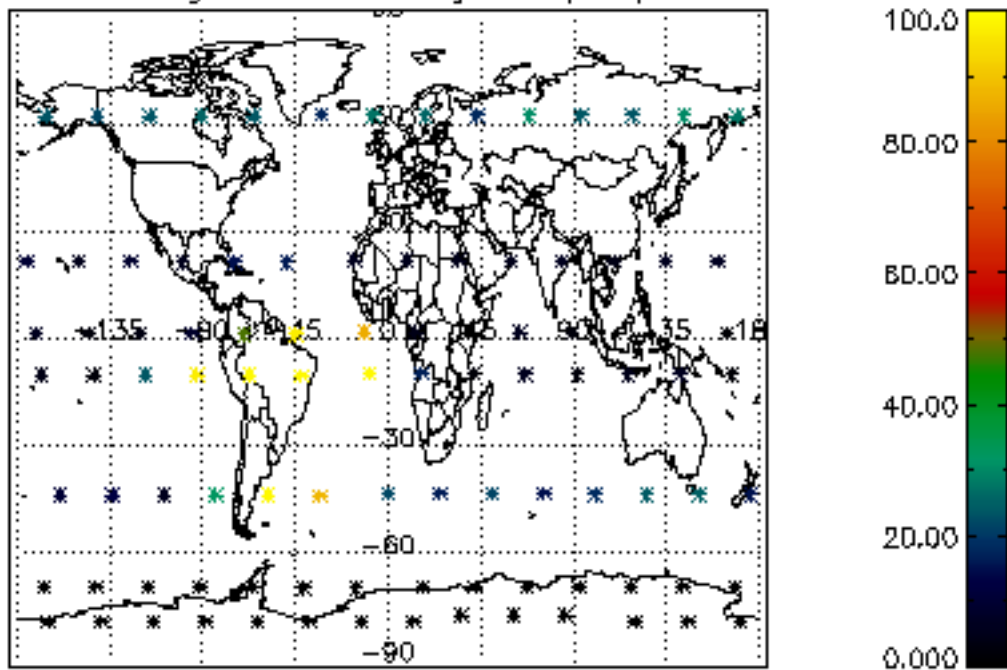
Percentage of flagged data per NO3 profile



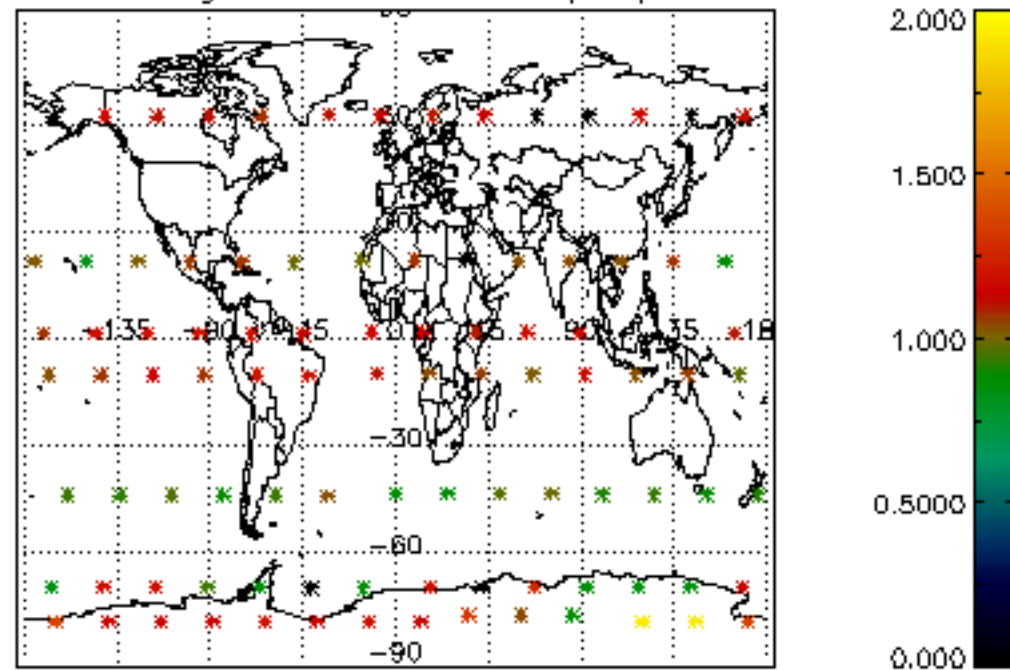




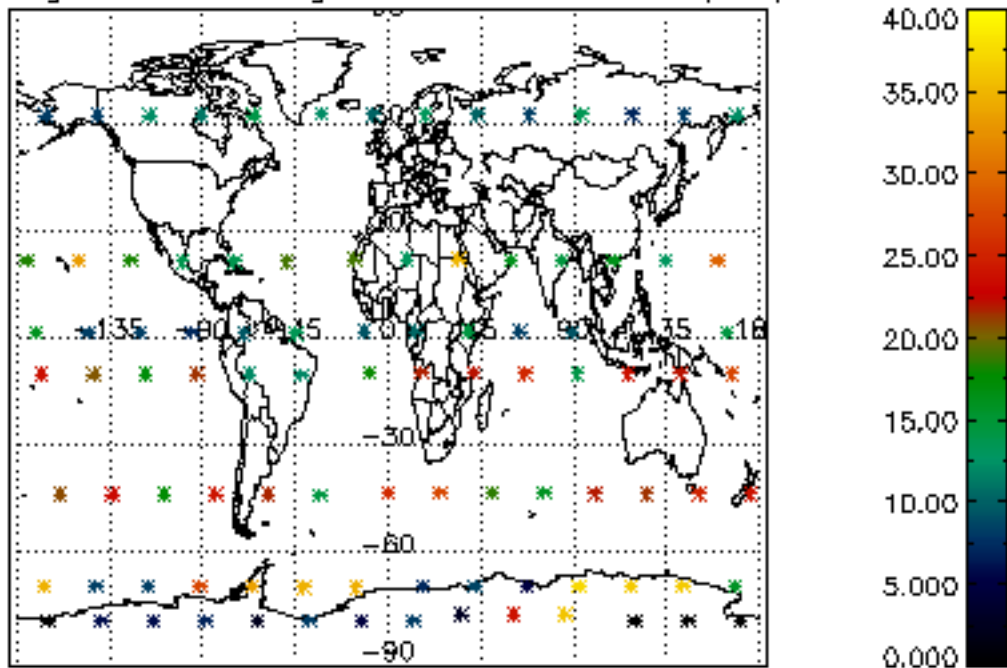
Percentage of cosmic ray hits per profile



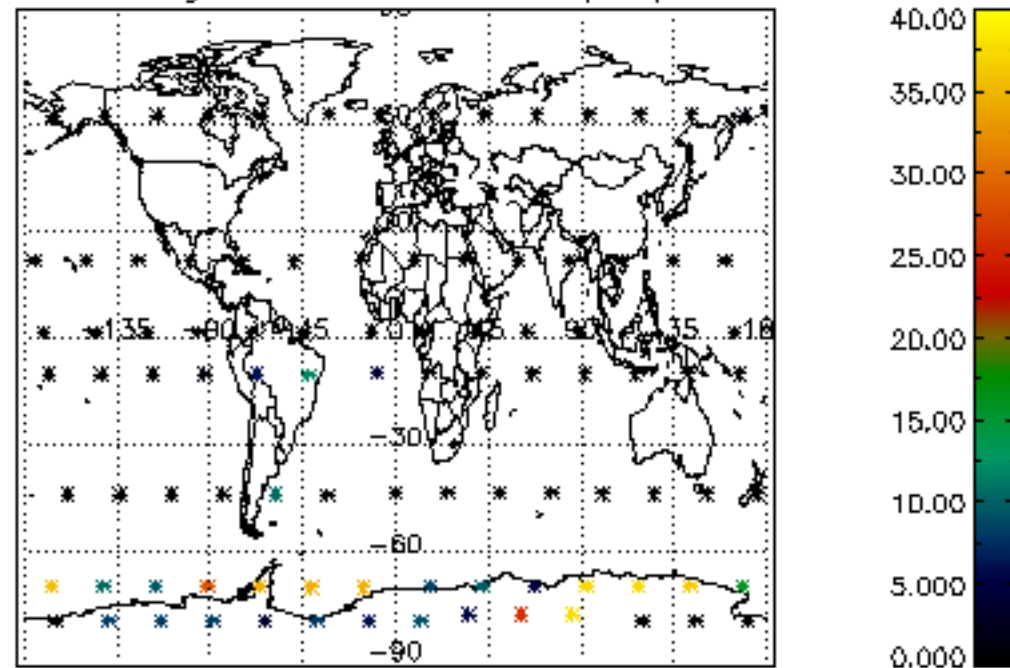
Percentage of datation errors per profile



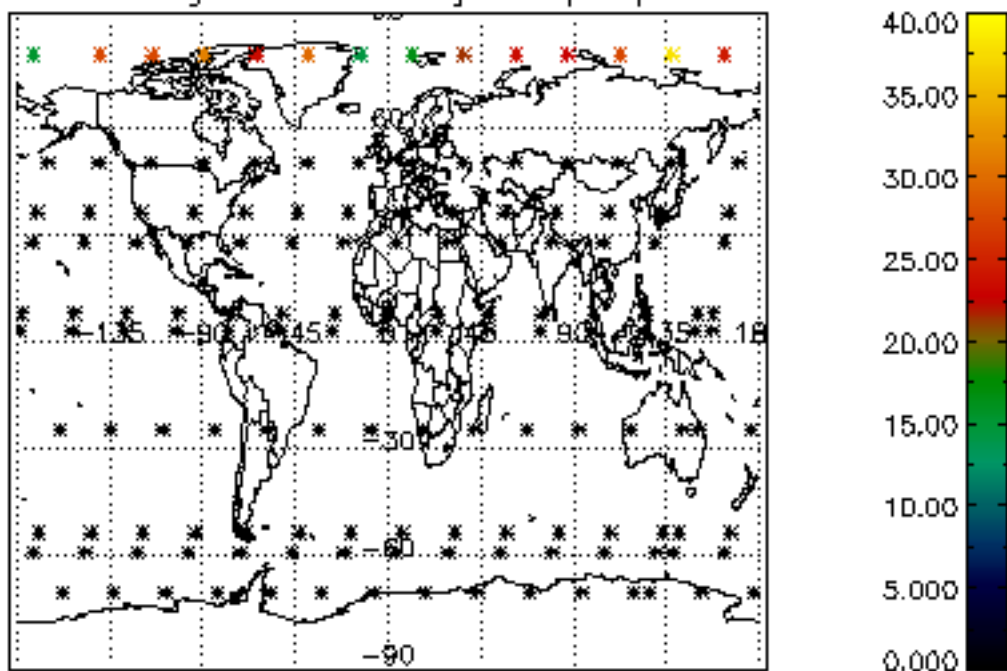
Percentage of star falling outside central band per profile



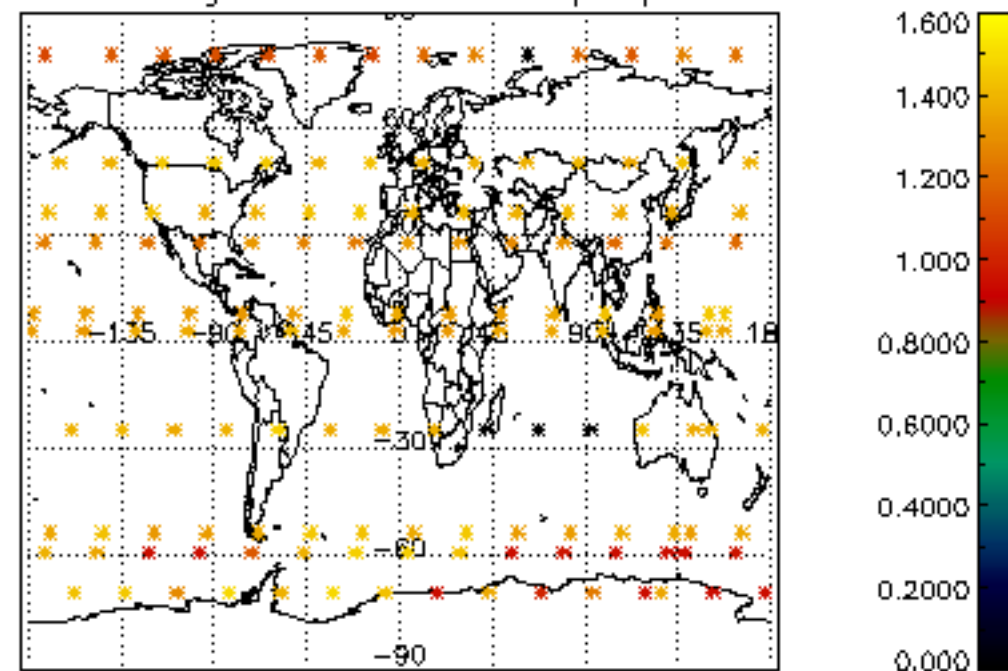
Percentage of saturation errors per profile



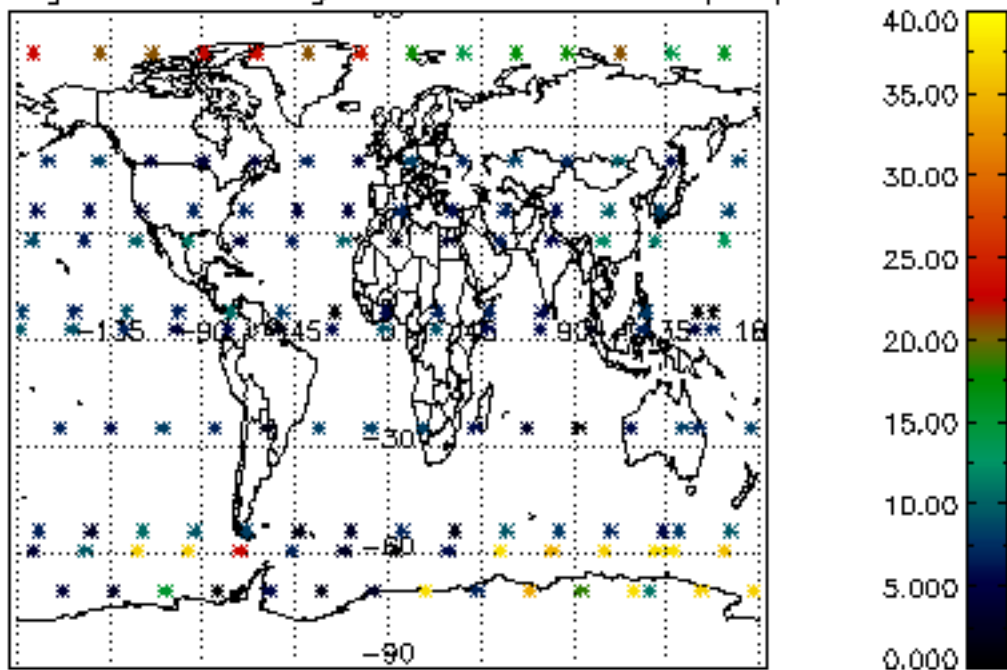
Percentage of cosmic ray hits per profile



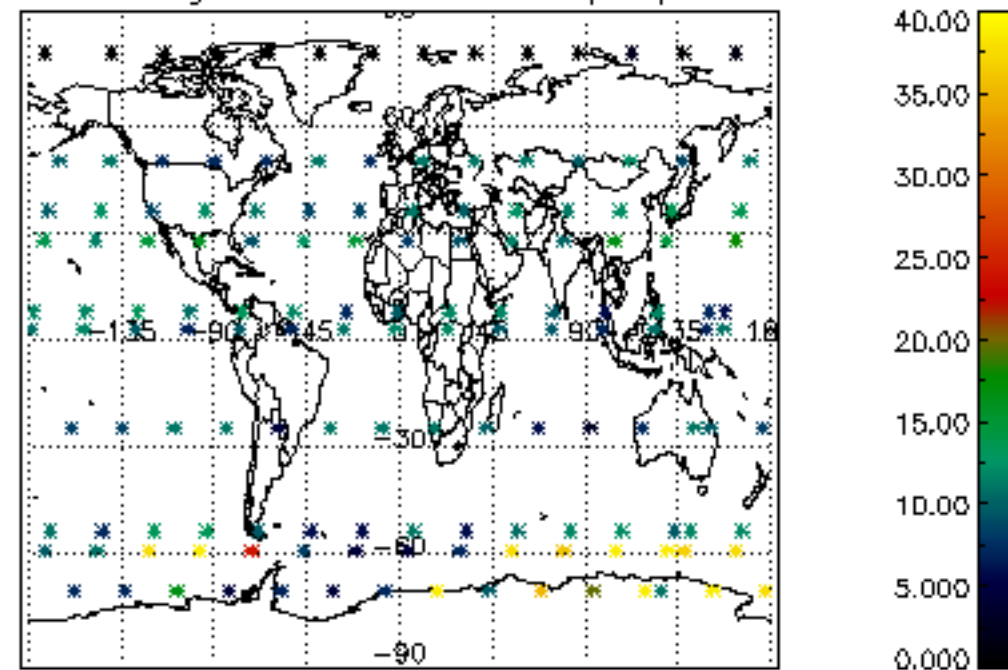
Percentage of datation errors per profile

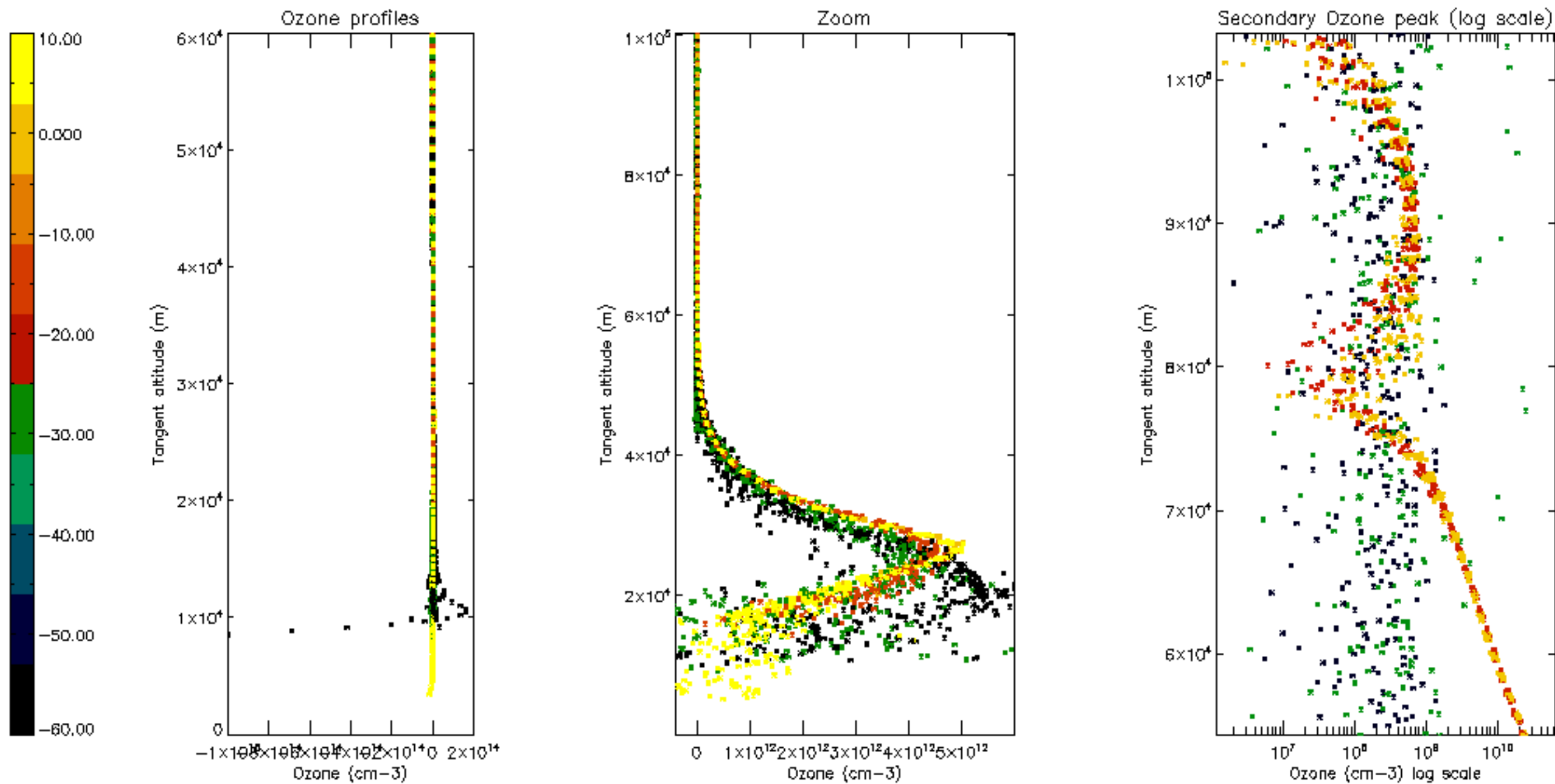


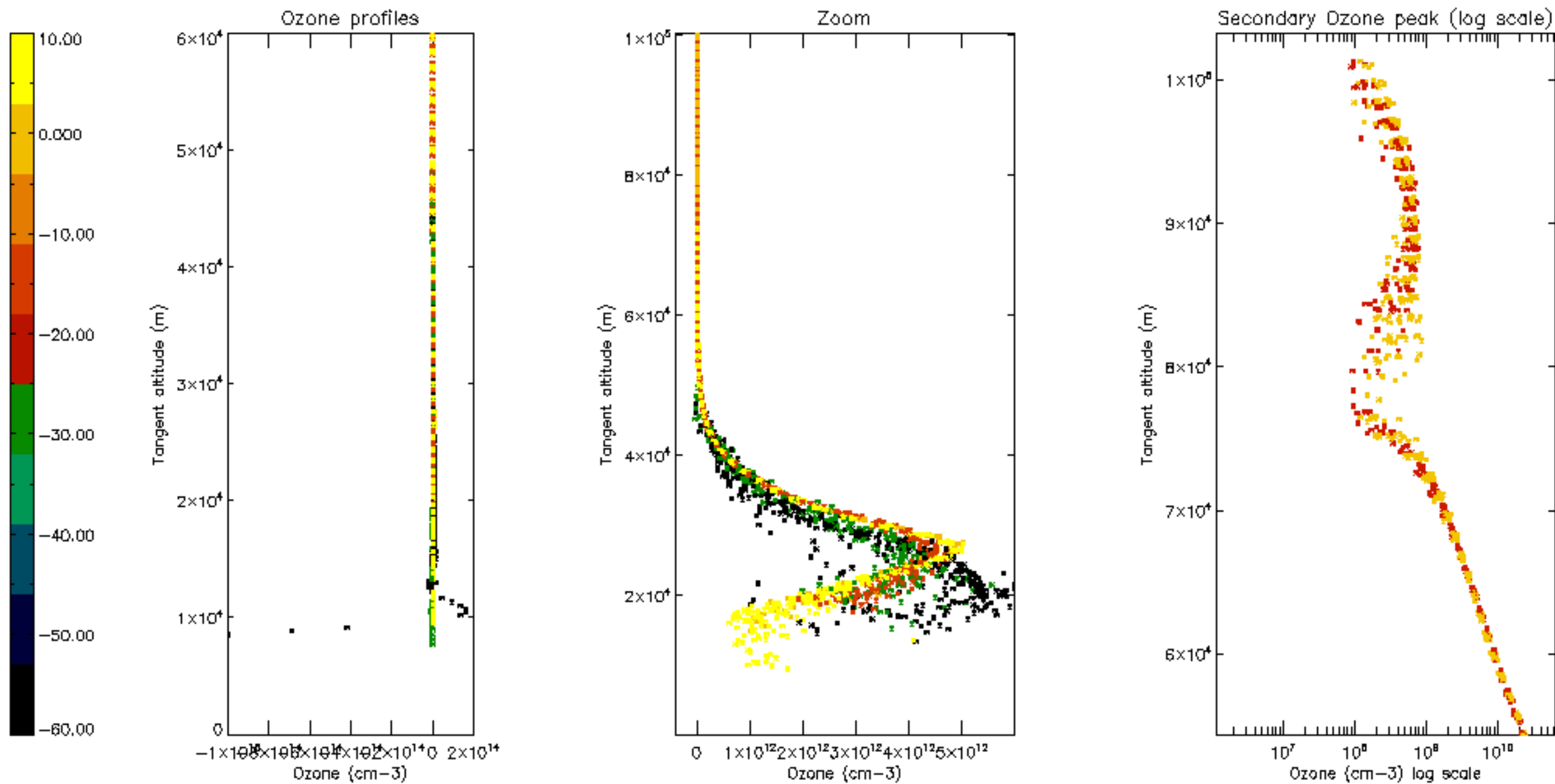
Percentage of star falling outside central band per profile

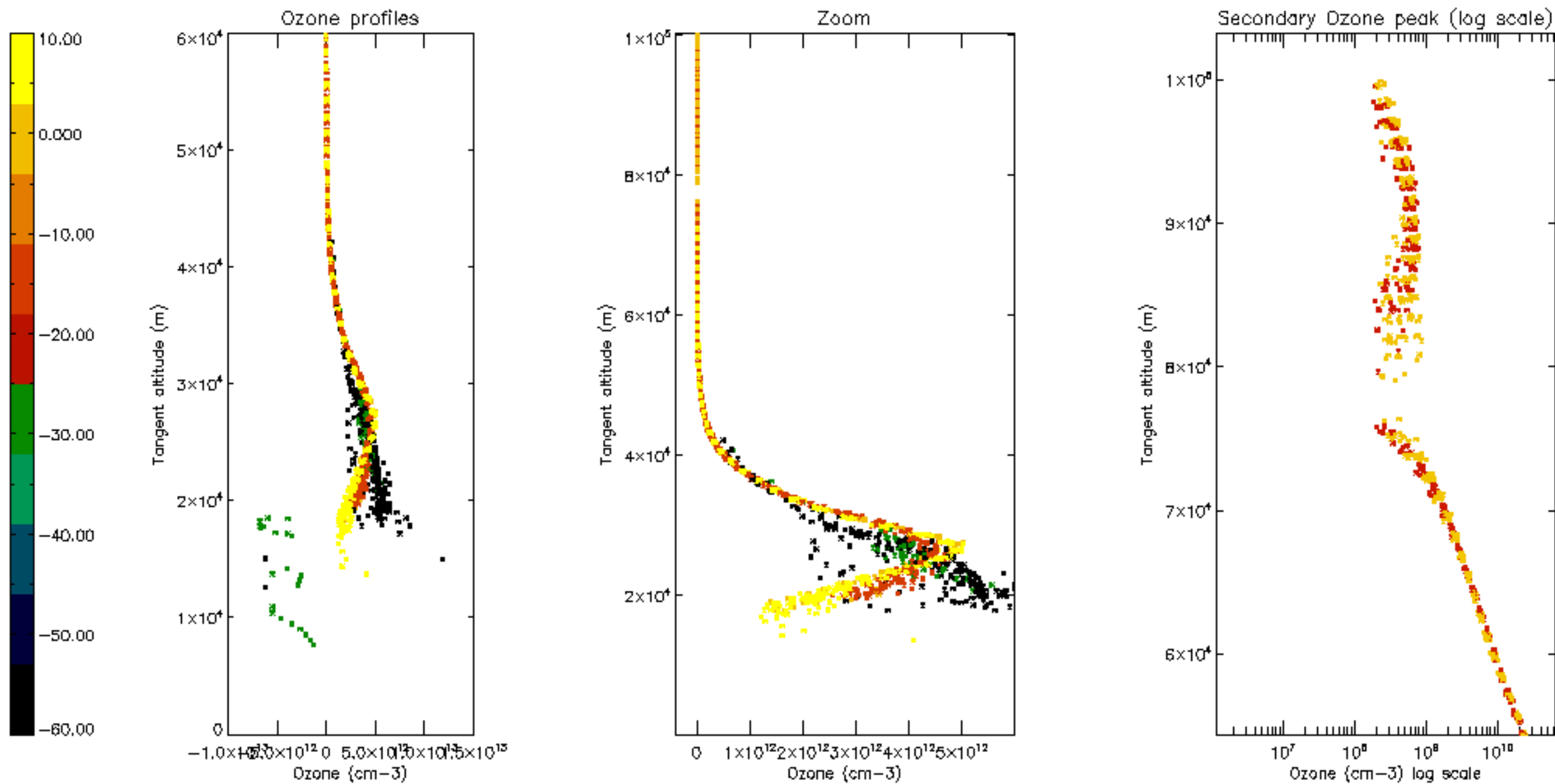


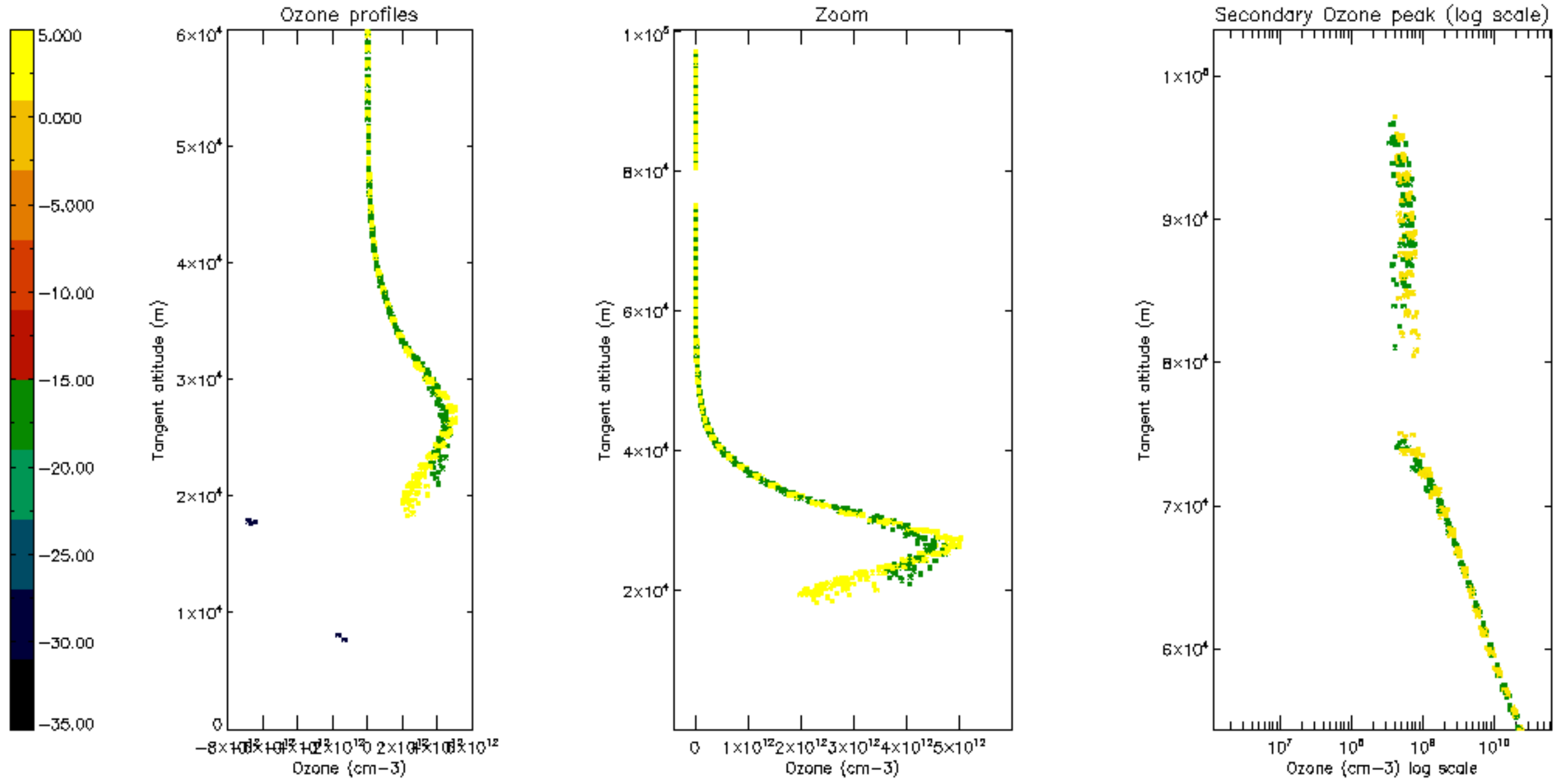
Percentage of saturation errors per profile

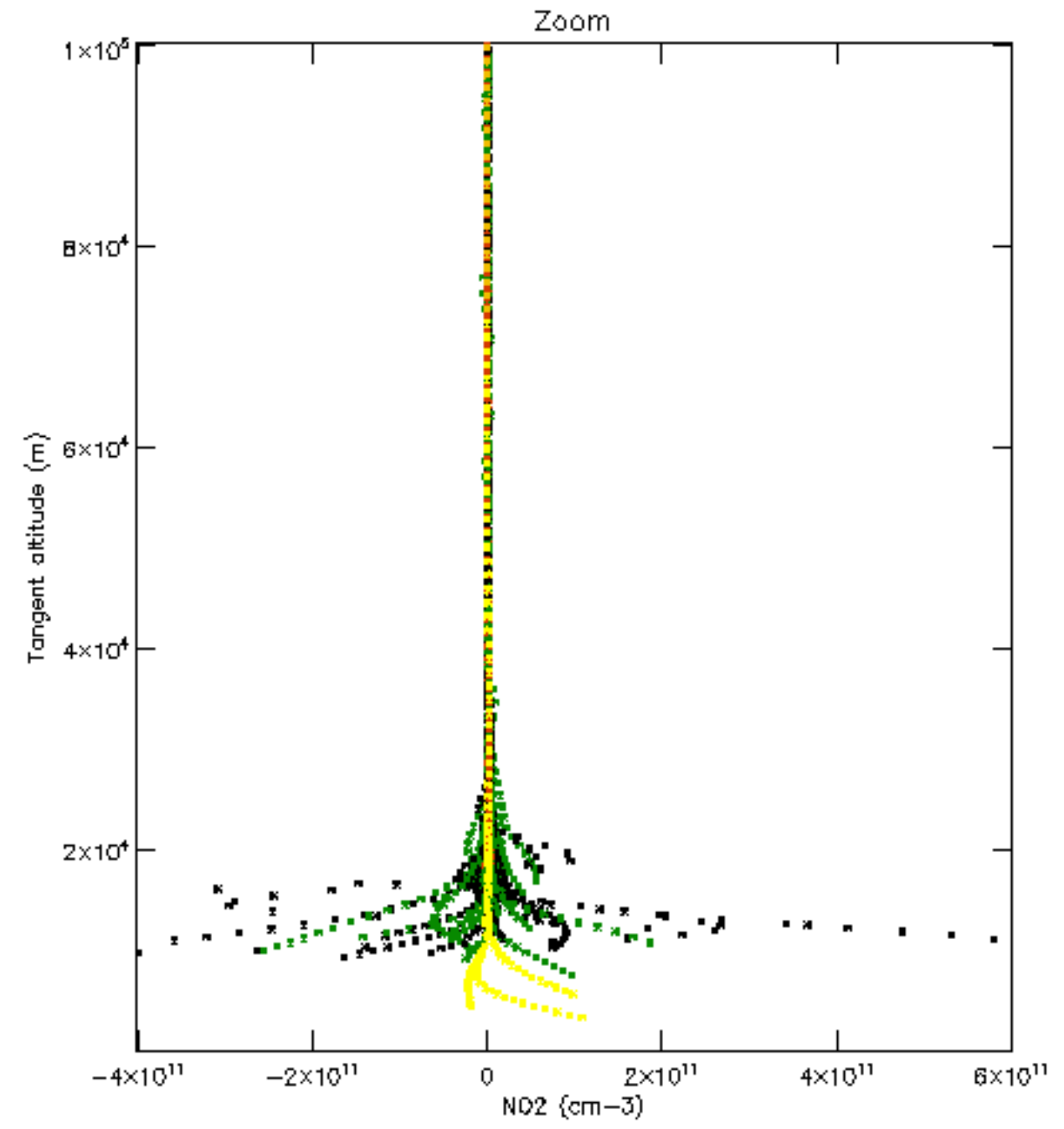
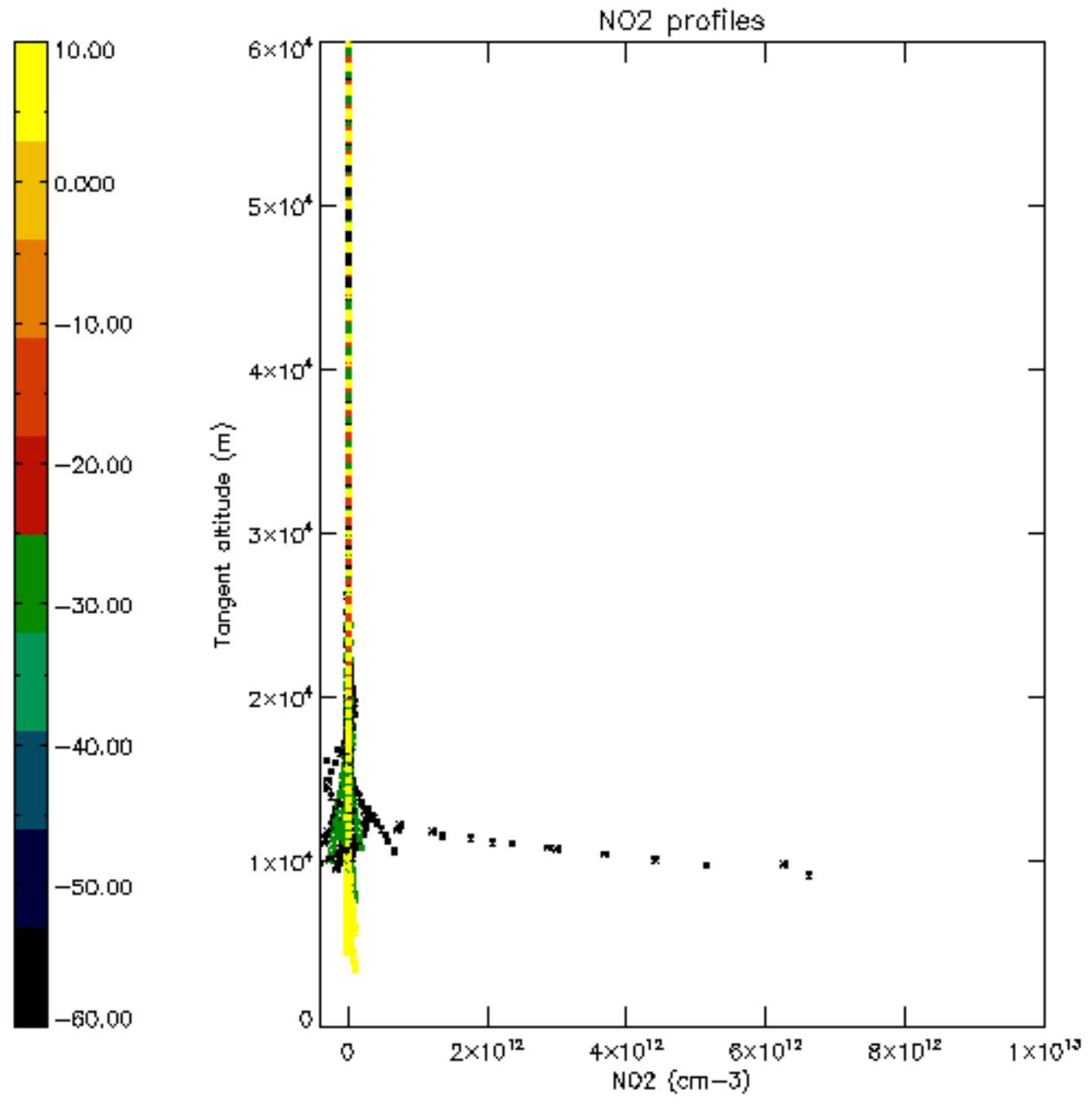


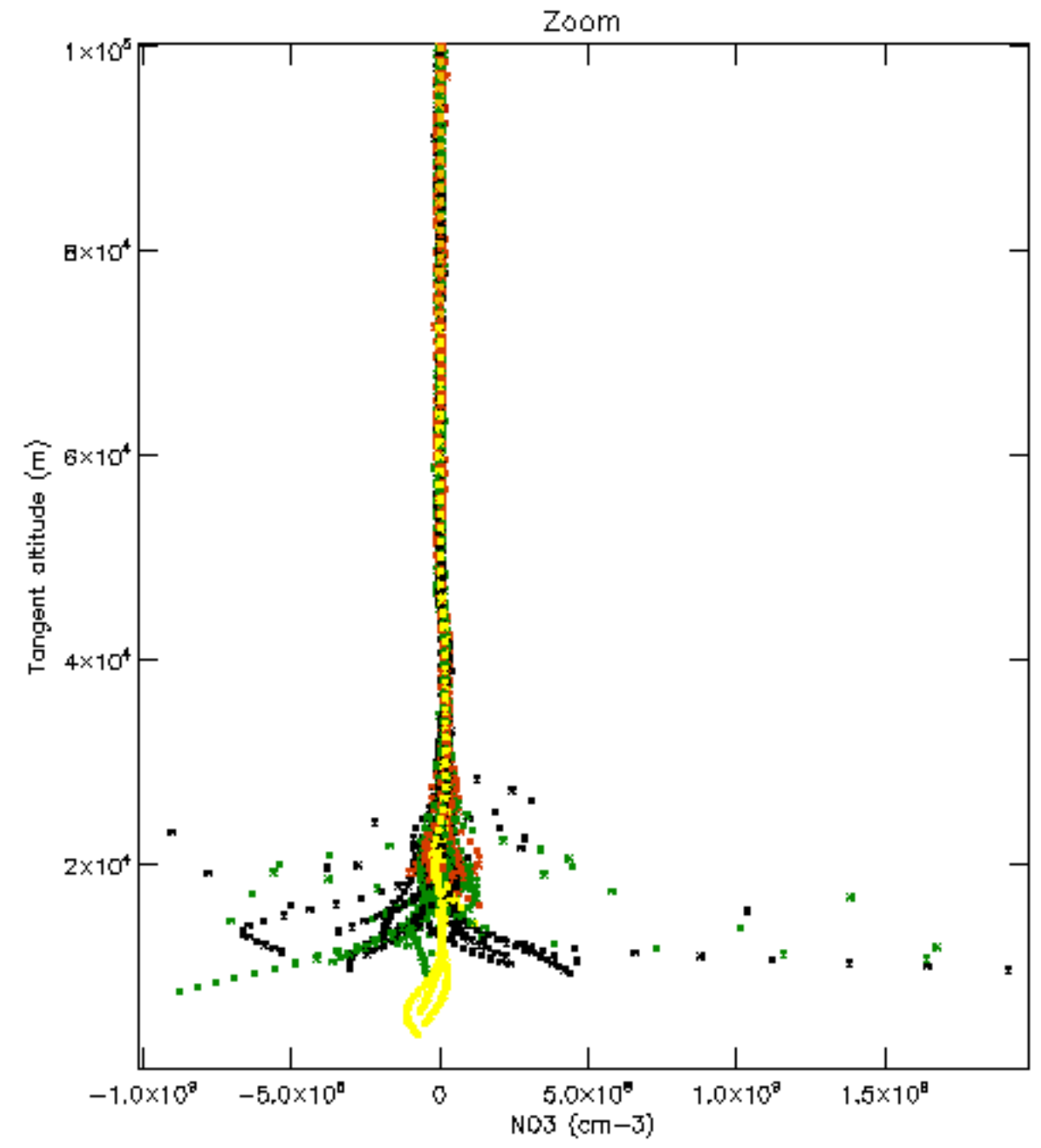
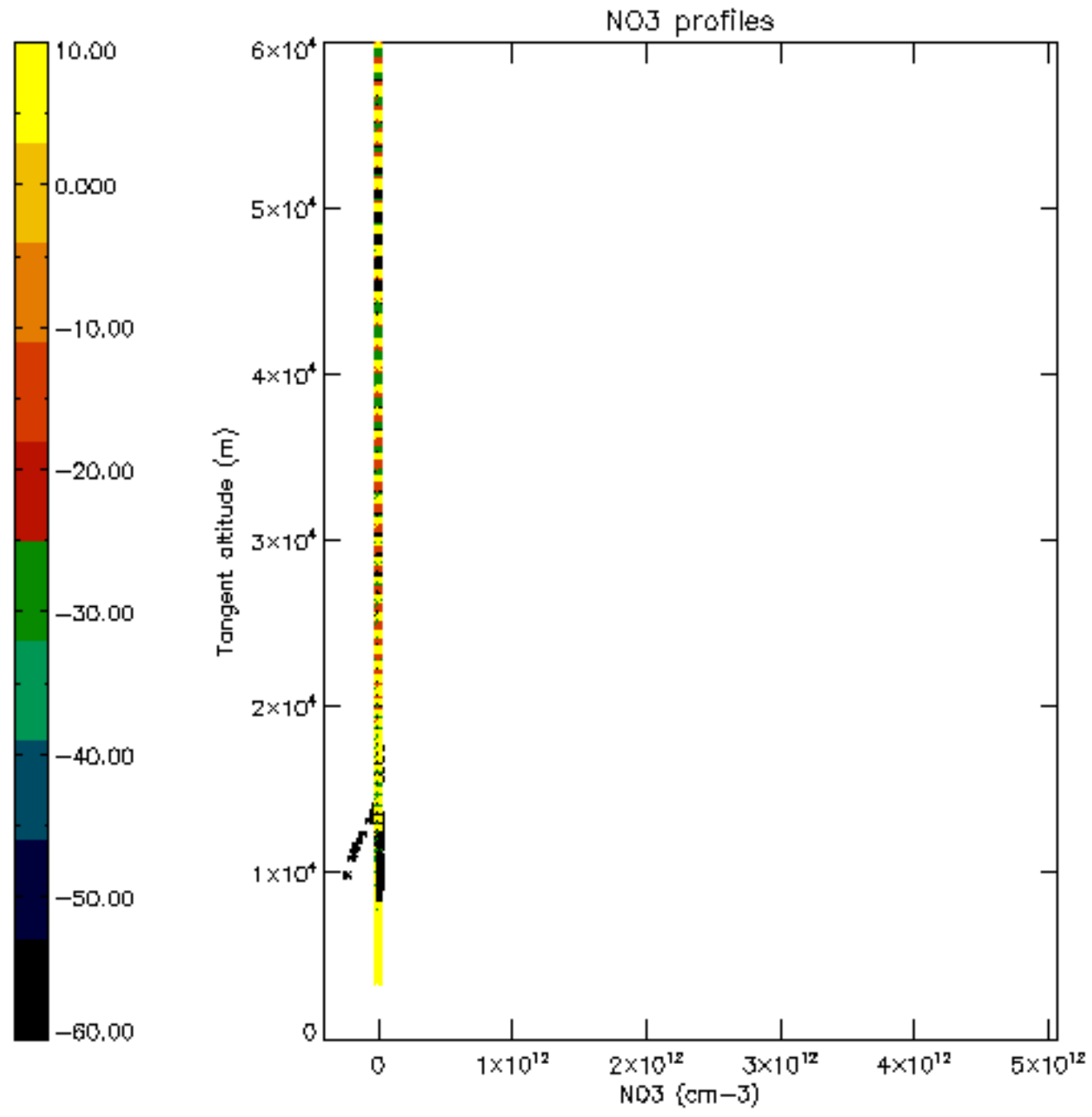


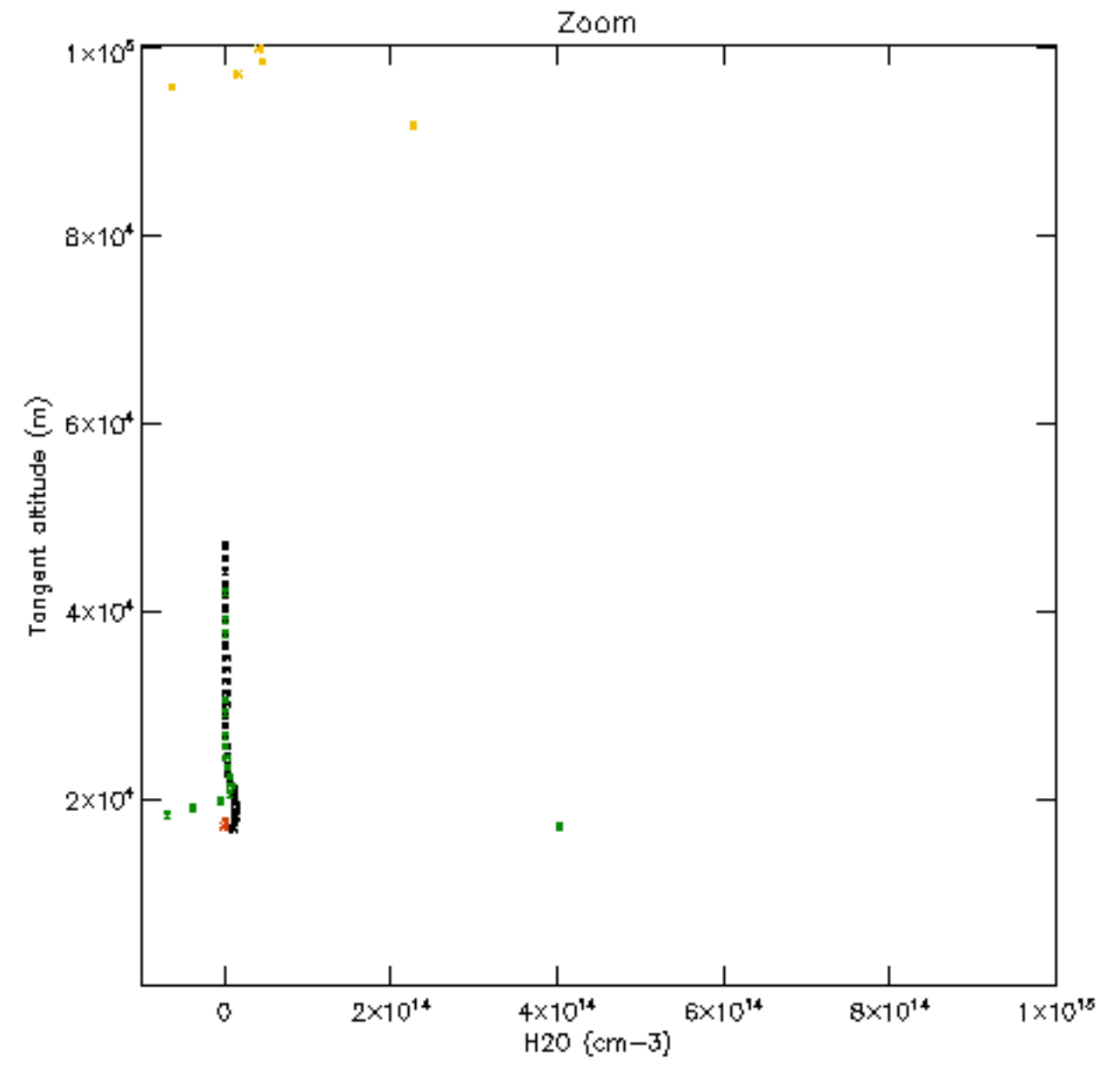
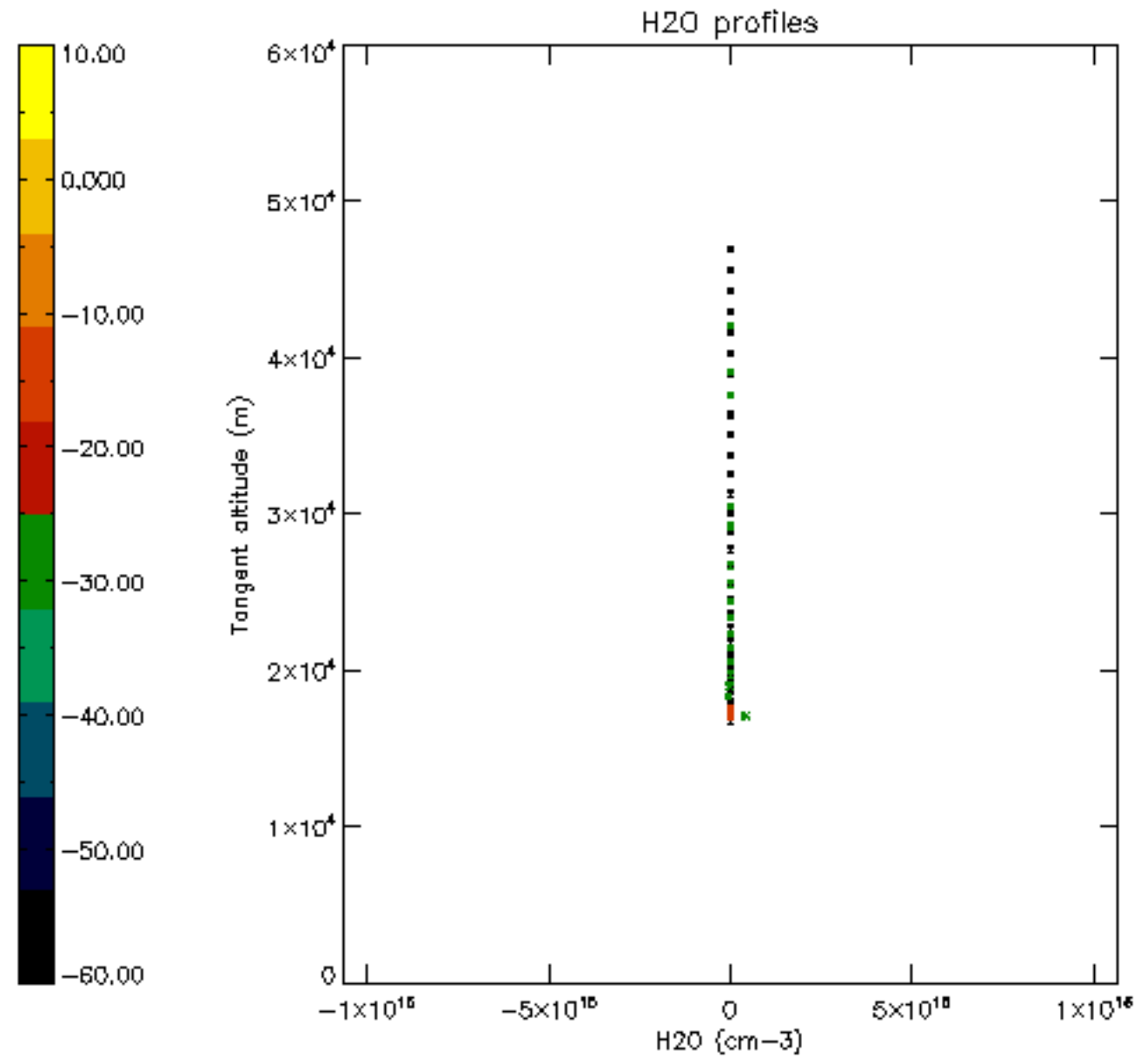


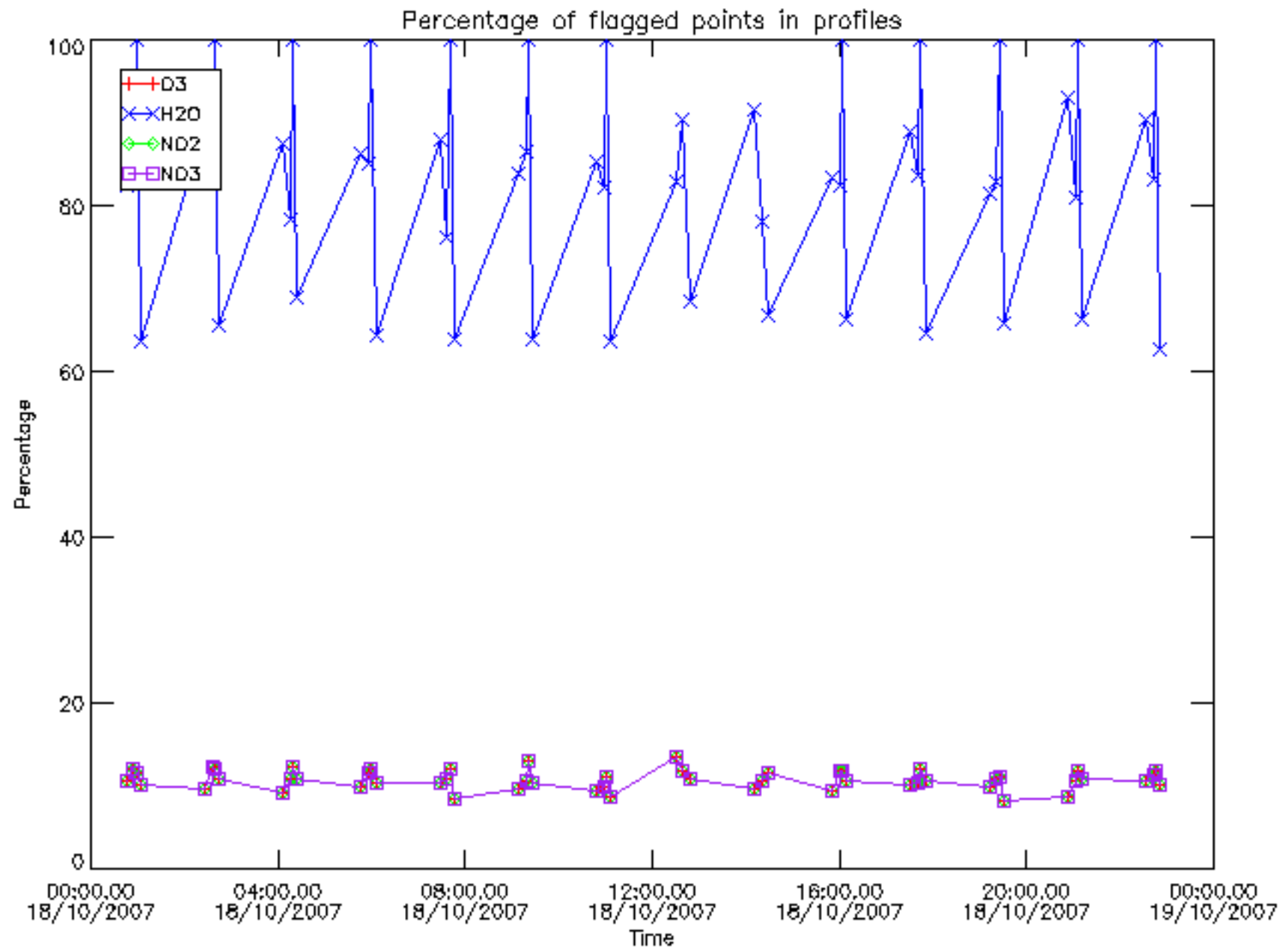




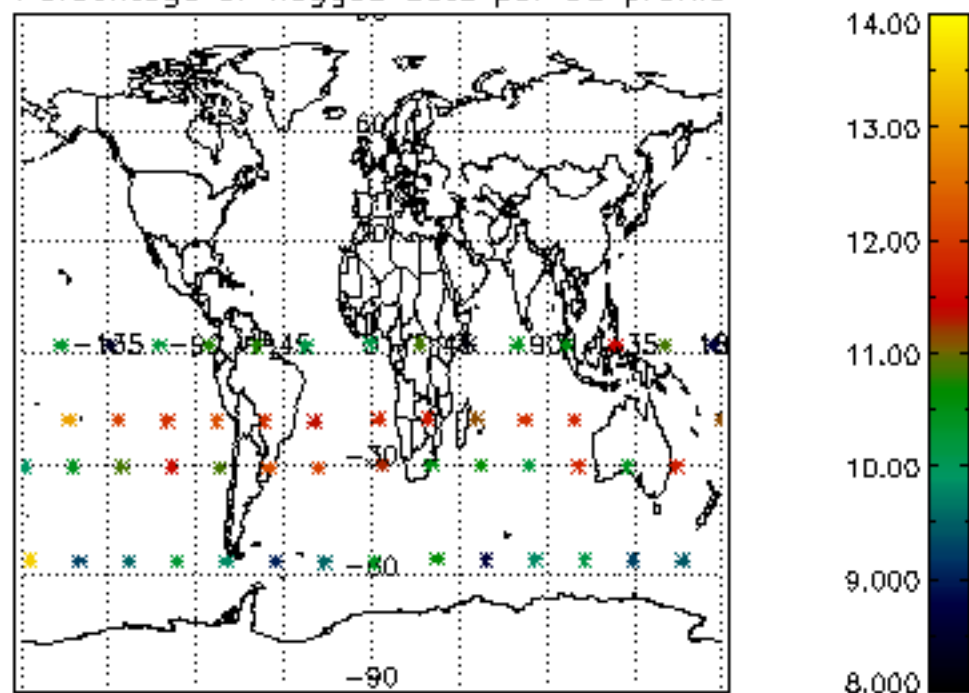




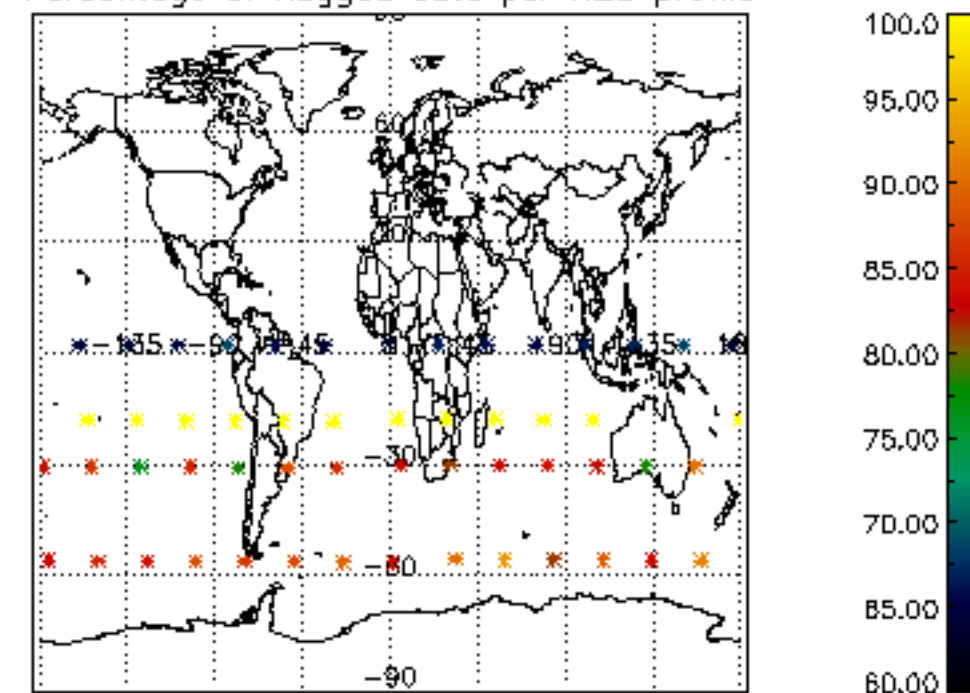




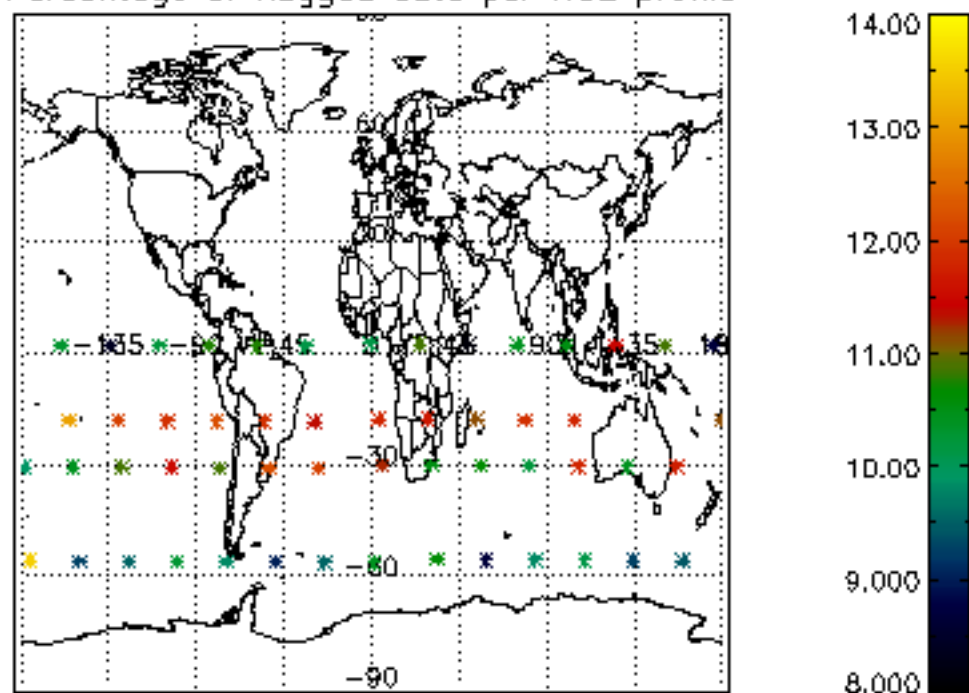
Percentage of flagged data per D3 profile



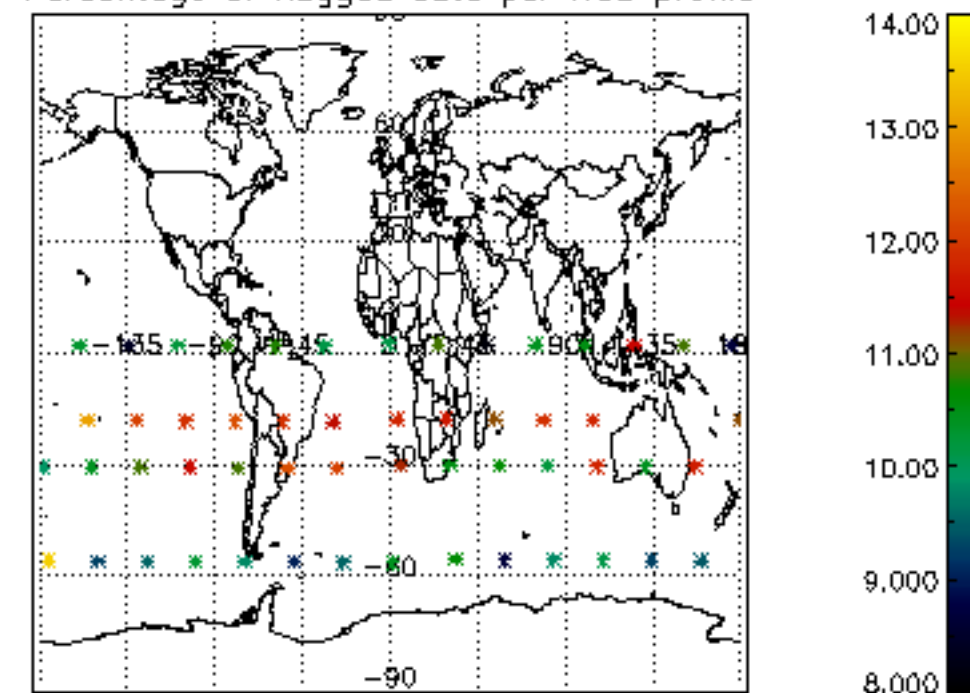
Percentage of flagged data per H2O profile

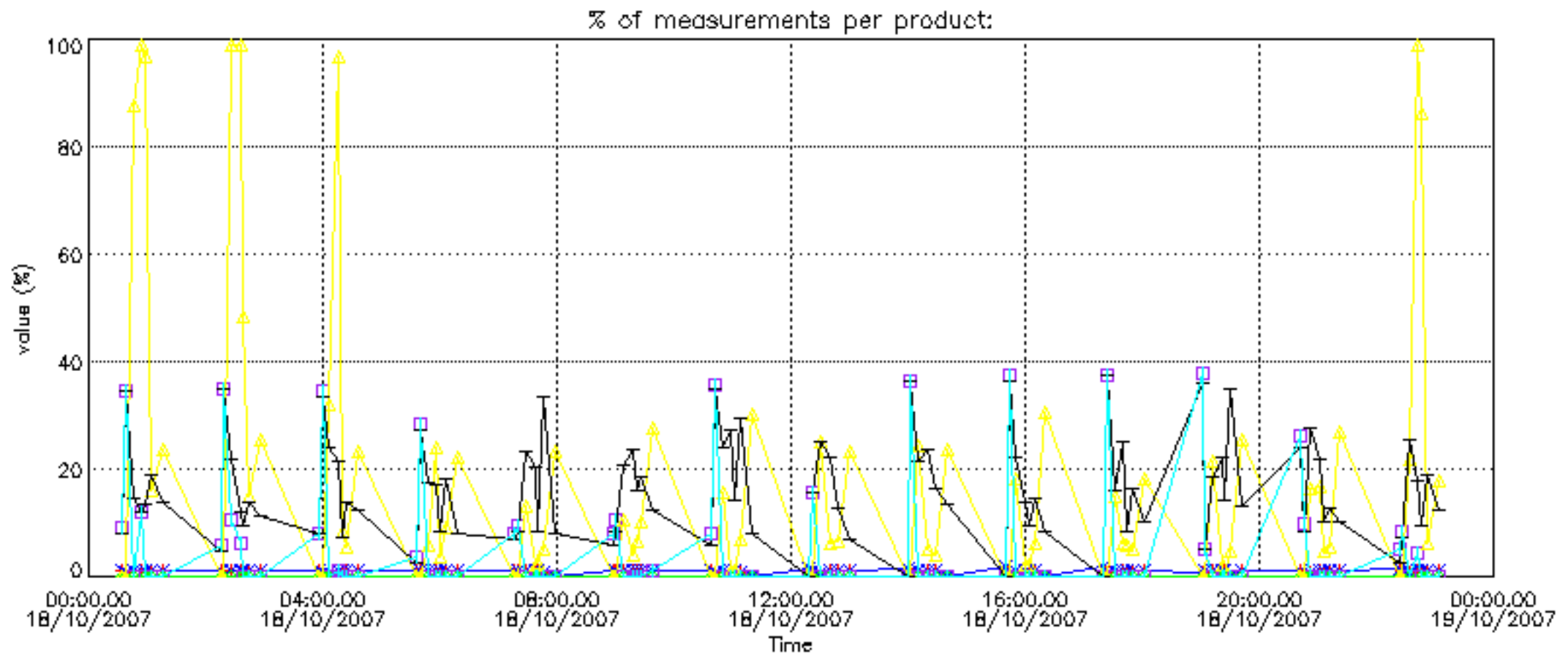


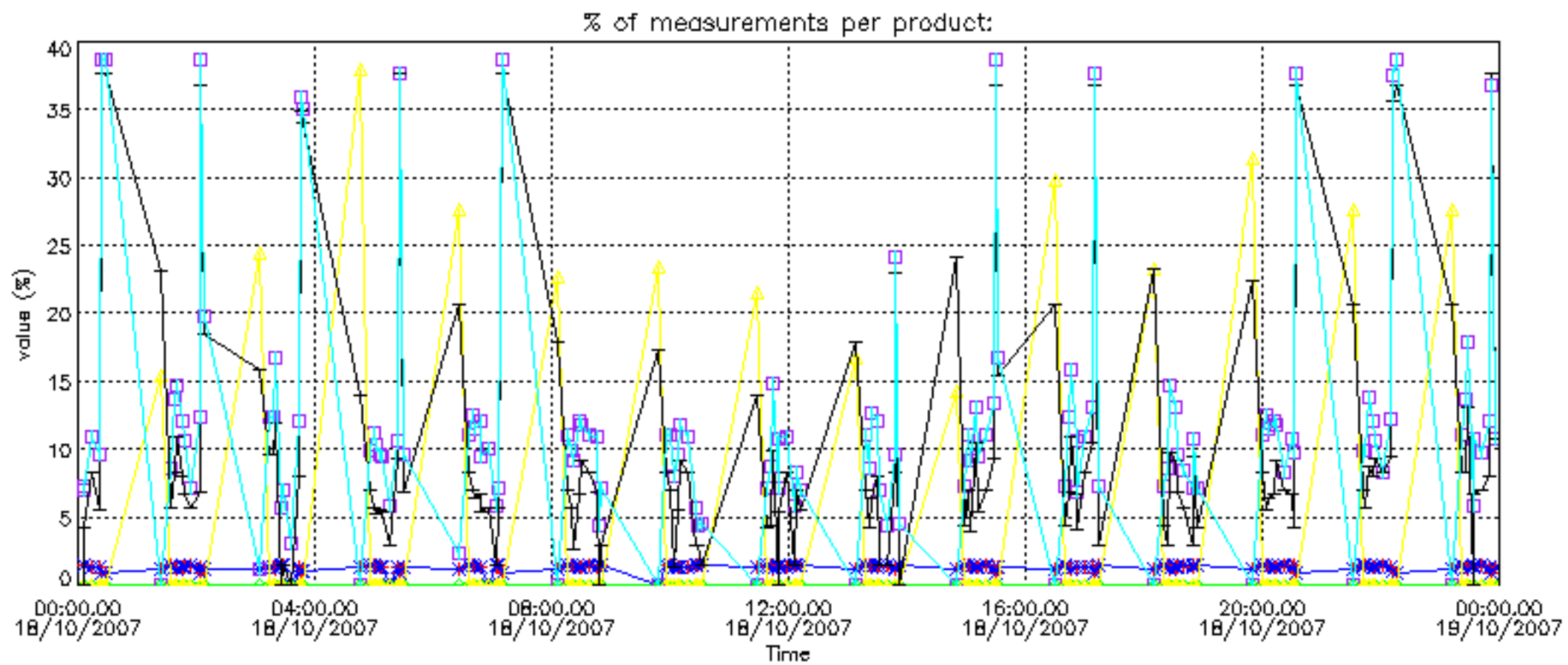
Percentage of flagged data per NO2 profile



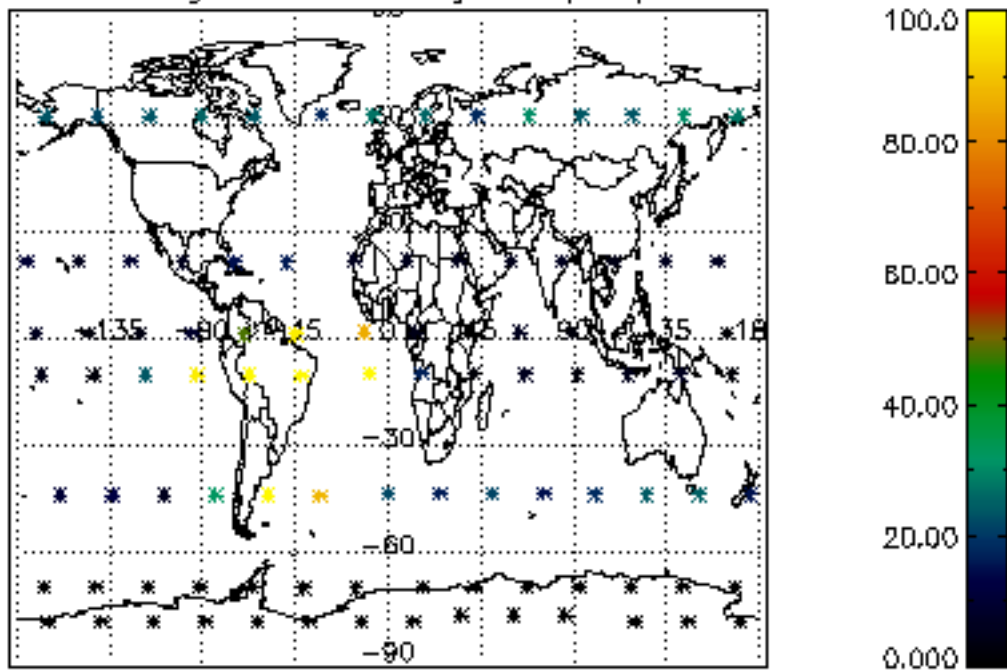
Percentage of flagged data per NO3 profile



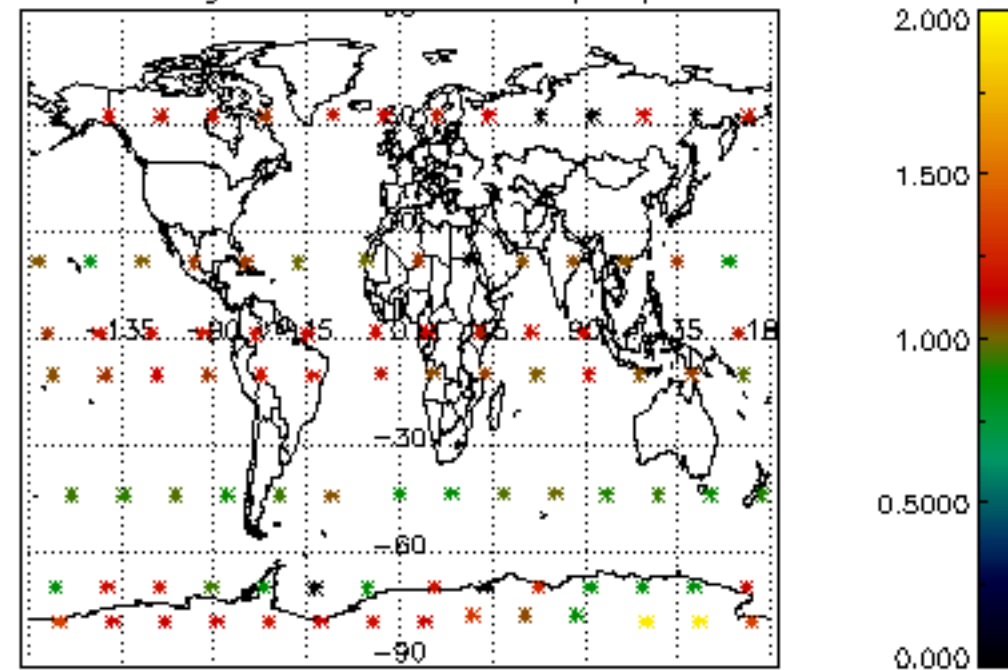




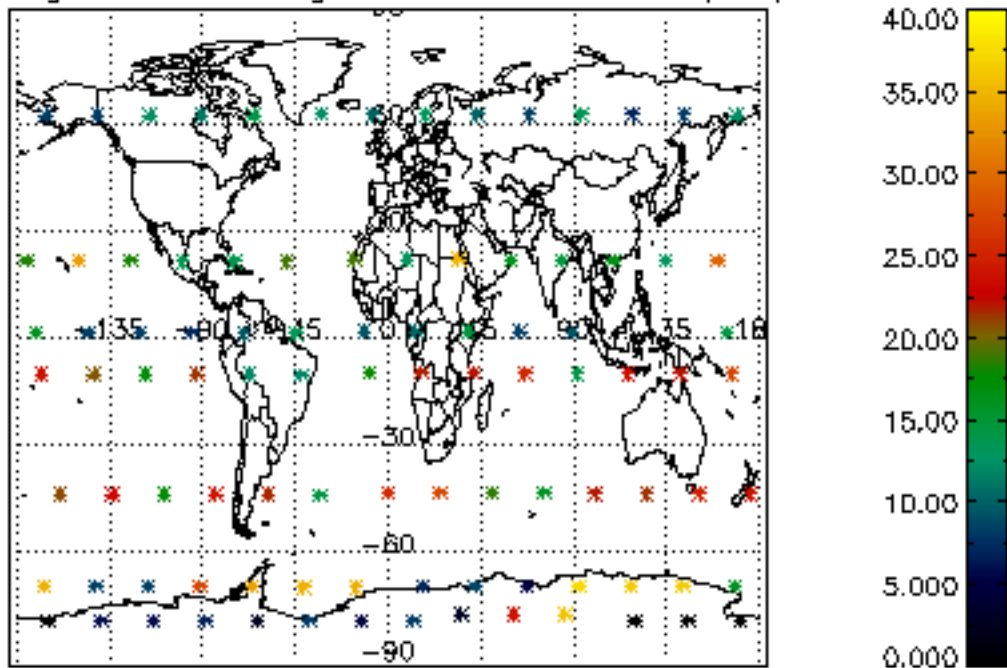
Percentage of cosmic ray hits per profile



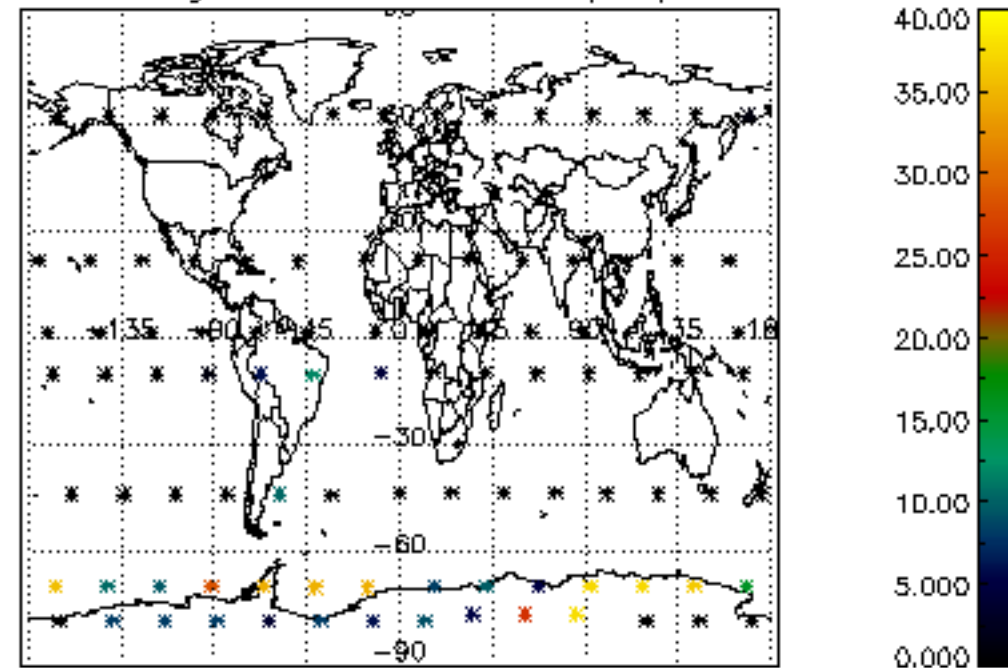
Percentage of datation errors per profile



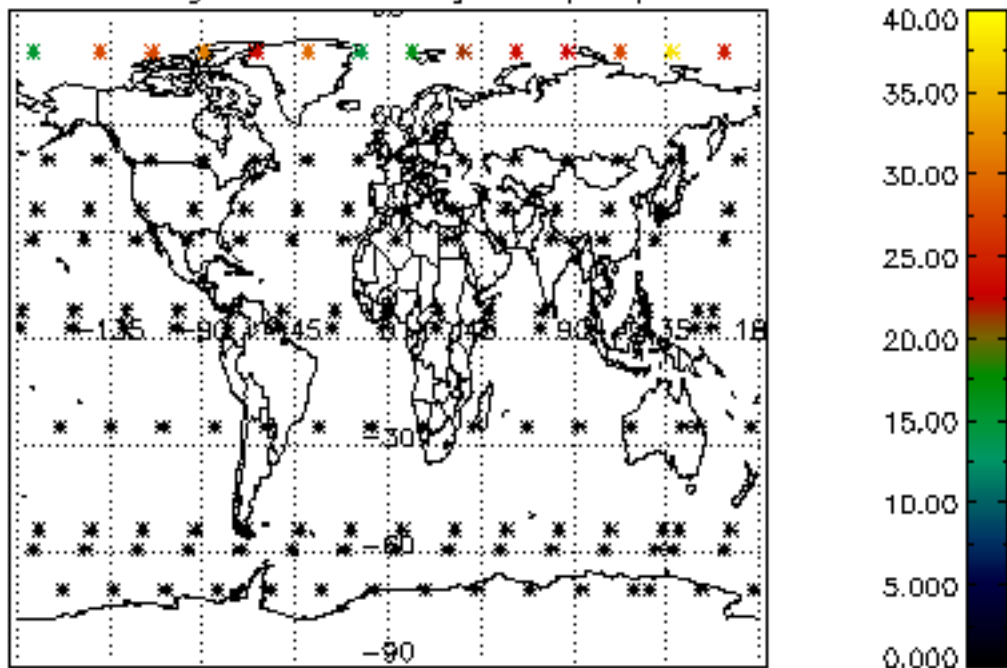
Percentage of star falling outside central band per profile



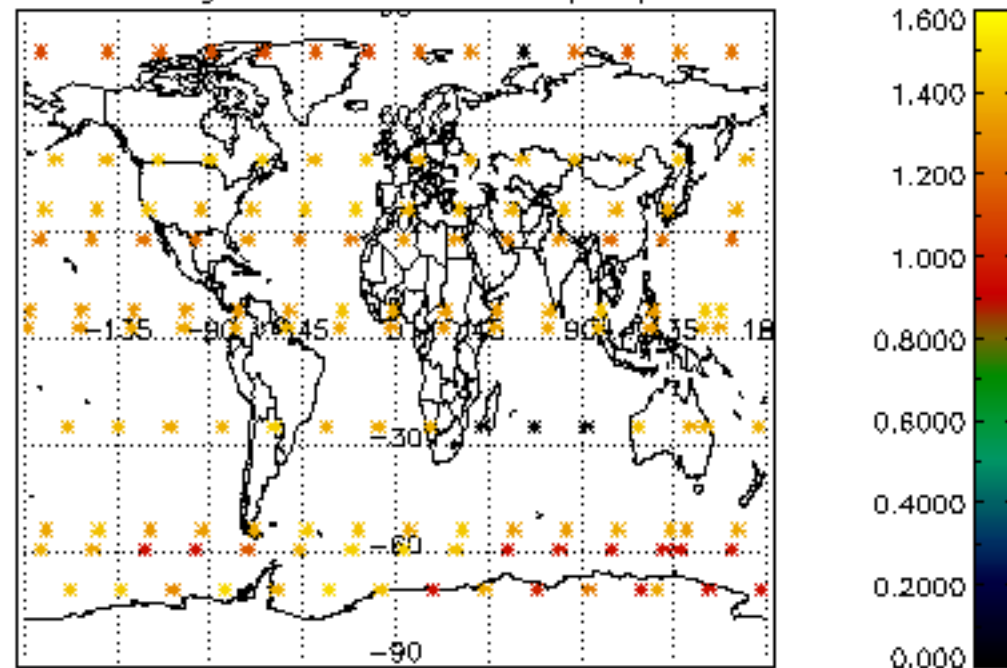
Percentage of saturation errors per profile



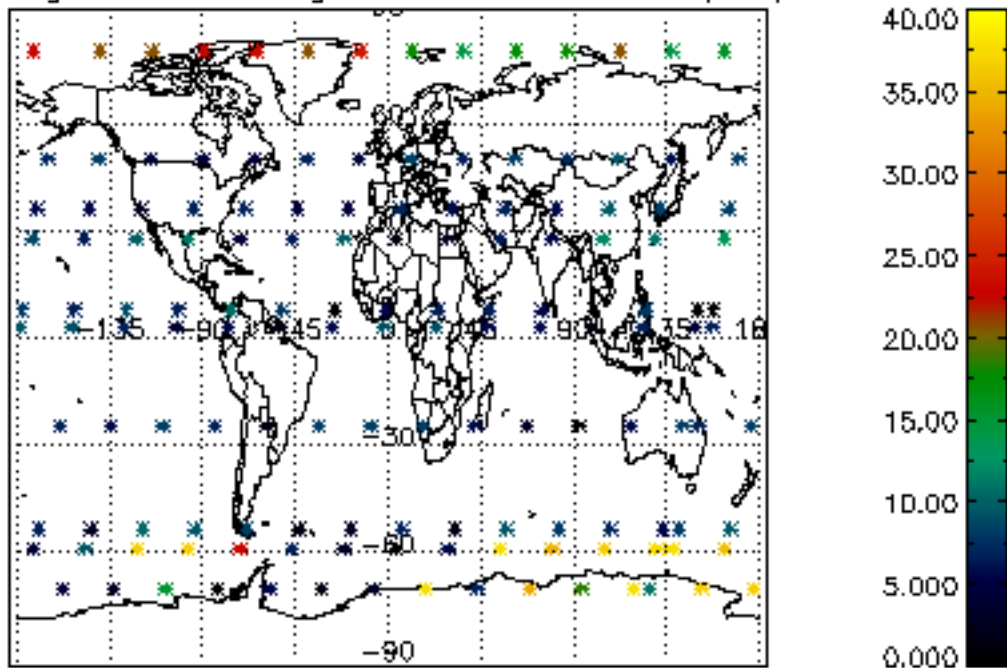
Percentage of cosmic ray hits per profile



Percentage of datation errors per profile



Percentage of star falling outside central band per profile



Percentage of saturation errors per profile

