

# GOMOS Level 2 Daily Report

## SUMMARY

### [1. General Info](#)

### [2. Summary of processed GOM\\_NL\\_2P products](#)

### [3. Level 2 Quality information per product](#)

#### [3.1 Plot of level 2 quality information per product \(time dependant\)](#)

#### [3.2 Plot of level 2 quality information per product \(world map\)](#)

### [4. Level 1 Quality information per product \(stored on level 2 products\)](#)

#### [4.1 Plot of level 1 quality information per product \(time dependant\)](#)

##### [4.1.1 Plot of level 1 quality information per product \(time dependant\): ASCENDING](#)

##### [4.1.2 Plot of level 1 quality information per product \(time dependant\): DESCENDING](#)

#### [4.2 Plot of level 1 quality information per product \(world map\)](#)

##### [4.2.1 Plot of level 1 quality information per product \(world map\): ASCENDING](#)

##### [4.2.2 Plot of level 1 quality information per product \(world map\): DESCENDING](#)

### [5. Ozone profiles based on quality statistics and other trace gas profiles](#)

#### [5.1 Ozone statistics based on quality of products](#)

#### [5.2 Plot ozone profiles for all STD \(dark without errors\)](#)

#### [5.3 Plot ozone profiles where STD < 20% \(dark without errors\)](#)

#### [5.4. Plot ozone profiles where STD < 10% \(dark without errors\)](#)

#### [5.5. Plot ozone profiles where STD < 5% \(dark without errors\)](#)

#### [5.6 Plot NO2 profiles for all STD \(dark without errors\)](#)

#### [5.7 Plot NO3 profiles for all STD \(dark without errors\)](#)

#### [5.8 Plot H2O profiles \(only for occultations of stars 1,2,3,4,13,14,16,26,63 dark without errors\) for all STD](#)

### [6. Auxiliary Data Files used for the production reported in section 2](#)

This report presents the daily analysis on parameters extracted from GOMOS level 2 data (GOM\_NL\_\_2P). It is intended to monitor some important parameters that will impact the quality of these products. A list of level 2 products (and content) that have arrived during the reporting day to the PCF is also given.

Item	Value
Time of report generation	23APR2013 07:19:48
Data source version	GOMOS/6.01
Start time of products	10-10-2007 (10OCT2007 00:00:00)
Stop time of products	11-10-2007 (11OCT2007 00:00:00)
Store outputs in DB	Yes
Nb of level 2 prods	273
Nb of prods with errors	1

## 2. Summary of processed GOM\_NL\_\_2P products.

Nr	Filename	UTC Start time	Limb	Duration	Star Id	Star Name	Star Mag	Star Temp	Nb Meas	Orbit	Prod. error
1	GOM_NL__2PRFIN20071010_000453_000000472062_00216_29328_1299.N1	10-OCT-2007 00:04:53	Dark	47.000	65	Lam Vel	2.2040	4400.0	94	29328	No
2	GOM_NL__2PRFIN20071010_000806_000000422062_00216_29328_1300.N1	10-OCT-2007 00:08:06	Dark	41.500	46	Del Vel	1.9540	10600.	83	29328	No
3	GOM_NL__2PRFIN20071010_001155_000000452062_00217_29329_1290.N1	10-OCT-2007 00:11:55	Dark	45.000	161	Tau Pup	2.9310	4500.0	90	29329	No
4	GOM_NL__2PRFIN20071010_001318_000000612062_00217_29329_1291.N1	10-OCT-2007 00:13:18	Dark	61.000	2	Alp Car	-0.73600	7000.0	122	29329	No
5	GOM_NL__2PRFIN20071010_002149_000000372062_00217_29329_1292.N1	10-OCT-2007 00:21:49	Dark	37.000	143	Alp Hyi	2.8570	7200.0	74	29329	No
6	GOM_NL__2PRFIN20071010_002316_000000412062_00217_29329_1293.N1	10-OCT-2007 00:23:16	Dark	40.500	9	Alp Eri	0.45300	24000.	81	29329	No
7	GOM_NL__2PRFIN20071010_002825_000000442062_00217_29329_1294.N1	10-OCT-2007 00:28:25	Straylight	43.500	84	Alp Phe	2.3970	4500.0	87	29329	No
8	GOM_NL__2PRFIN20071010_003507_000000462062_00217_29329_1295.N1	10-OCT-2007 00:35:07	Straylight	45.500	52	16Bet Cet	2.0370	4500.0	91	29329	No
9	GOM_NL__2PRFIN20071010_004501_000000372062_00217_29329_1296.N1	10-OCT-2007 00:45:01	Bright	37.000	140	88Gam Peg	2.8340	26000.	74	29329	No
10	GOM_NL__2PRFIN20071010_004847_000000362062_00217_29329_1297.N1	10-OCT-2007 00:48:47	Bright	35.500	93	53Bet Peg	2.5200	3100.0	71	29329	No
11	GOM_NL__2PRFIN20071010_005719_000000382062_00217_29329_1298.N1	10-OCT-2007 00:57:19	Bright	38.000	68	18Alp Cas	2.2250	4500.0	76	29329	No
12	GOM_NL__2PRFIN20071010_005843_000000392062_00217_29329_1299.N1	10-OCT-2007 00:58:43	Bright	38.500	76	27Gam Cas	2.3000	30000.	77	29329	No
13	GOM_NL__2PRFIN20071010_010600_000000332062_00217_29329_1300.N1	10-OCT-2007 01:06:00	Bright	33.000	49	1Alp UMi	1.9900	6300.0	66	29329	No
14	GOM_NL__2PRFIN20071010_011409_000000372062_00217_29329_1301.N1	10-OCT-2007 01:14:09	Bright	37.000	36	50Alp UMa	1.8000	6300.0	74	29329	No
15	GOM_NL__2PRFIN20071010_011541_000000352062_00217_29329_1302.N1	10-OCT-2007 01:15:41	Bright	34.500	82	48Bet UMa	2.3650	10600.	69	29329	No
16	GOM_NL__2PRFIN20071010_011859_000000422062_00217_29329_1303.N1	10-OCT-2007 01:18:59	Bright	42.000	174	52Psi UMa	3.0040	4400.0	84	29329	No
17	GOM_NL__2PRFIN20071010_012546_000000382062_00217_29329_1304.N1	10-OCT-2007 01:25:46	Bright	38.000	166	17Eps Leo	2.9800	6000.0	76	29329	No
18	GOM_NL__2PRFIN20071010_012855_000000382062_00217_29329_1305.N1	10-OCT-2007 01:28:55	Bright	37.500	22	32Alp Leo	1.3600	15200.	75	29329	No
19	GOM_NL__2PRFIN20071010_013552_000000502062_00217_29329_1306.N1	10-OCT-2007 01:35:52	Twilight	49.500	48	30Alp Hya	1.9770	4100.0	99	29329	No
20	GOM_NL__2PRFIN20071010_014529_000000452062_00217_29329_1307.N1	10-OCT-2007 01:45:29	Dark	45.000	65	Lam Vel	2.2040	4400.0	90	29329	No
21	GOM_NL__2PRFIN20071010_014842_000000402062_00217_29329_1308.N1	10-OCT-2007 01:48:42	Dark	39.500	46	Del Vel	1.9540	10600.	79	29329	No
22	GOM_NL__2PRFIN20071010_015232_000000422062_00218_29330_1298.N1	10-OCT-2007 01:52:32	Dark	42.000	161	Tau Pup	2.9310	4500.0	84	29330	No
23	GOM_NL__2PRFIN20071010_015355_000000522062_00218_29330_1299.N1	10-OCT-2007 01:53:55	Dark	52.000	2	Alp Car	-0.73600	7000.0	104	29330	No
24	GOM_NL__2PRFIN20071010_020225_000000392062_00218_29330_1300.N1	10-OCT-2007 02:02:25	Dark	38.500	143	Alp Hyi	2.8570	7200.0	77	29330	No
25	GOM_NL__2PRFIN20071010_020352_000000402062_00218_29330_1301.N1	10-OCT-2007 02:03:52	Dark	39.500	9	Alp Eri	0.45300	24000.	79	29330	No
26	GOM_NL__2PRFIN20071010_020902_000000392062_00218_29330_1302.N1	10-OCT-2007 02:09:02	Straylight	39.000	84	Alp Phe	2.3970	4500.0	78	29330	No
27	GOM_NL__2PRFIN20071010_021543_000000452062_00218_29330_1303.N1	10-OCT-2007 02:15:43	Straylight	45.000	52	16Bet Cet	2.0370	4500.0	90	29330	No
28	GOM_NL__2PRFIN20071010_022537_000000372062_00218_29330_1304.N1	10-OCT-2007 02:25:37	Bright	36.500	140	88Gam Peg	2.8340	26000.	73	29330	No
29	GOM_NL__2PRFIN20071010_022923_000000322062_00218_29330_1305.N1	10-OCT-2007 02:29:23	Bright	32.000	93	53Bet Peg	2.5200	3100.0	64	29330	No
30	GOM_NL__2PRFIN20071010_023755_000000372062_00218_29330_1306.N1	10-OCT-2007 02:37:55	Bright	37.000	68	18Alp Cas	2.2250	4500.0	74	29330	No
31	GOM_NL__2PRFIN20071010_023919_000000372062_00218_29330_1307.N1	10-OCT-2007 02:39:19	Bright	36.500	76	27Gam Cas	2.3000	30000.	73	29330	No
32	GOM_NL__2PRFIN20071010_024636_000000362062_00218_29330_1308.N1	10-OCT-2007 02:46:36	Bright	35.500	49	1Alp UMi	1.9900	6300.0	71	29330	No
33	GOM_NL__2PRFIN20071010_025445_000000372062_00218_29330_1309.N1	10-OCT-2007 02:54:45	Bright	37.000	36	50Alp UMa	1.8000	6300.0	74	29330	No
34	GOM_NL__2PRFIN20071010_025617_000000342062_00218_29330_1310.N1	10-OCT-2007 02:56:17	Bright	34.000	82	48Bet UMa	2.3650	10600.	68	29330	No
35	GOM_NL__2PRFIN20071010_025935_000000522062_00218_29330_1311.N1	10-OCT-2007 02:59:35	Bright	52.000	174	52Psi UMa	3.0040	4400.0	104	29330	No
36	GOM_NL__2PRFIN20071010_030622_000000372062_00218_29330_1312.N1	10-OCT-2007 03:06:22	Bright	37.000	166	17Eps Leo	2.9800	6000.0	74	29330	No
37	GOM_NL__2PRFIN20071010_030932_000000352062_00218_29330_1313.N1	10-OCT-2007 03:09:32	Bright	34.500	22	32Alp Leo	1.3600	15200.	69	29330	No
38	GOM_NL__2PRFIN20071010_031628_000000492062_00218_29330_1314.N1	10-OCT-2007 03:16:28	Twilight	49.000	48	30Alp Hya	1.9770	4100.0	98	29330	No
39	GOM_NL__2PRFIN20071010_032606_000000502062_00218_29330_1315.N1	10-OCT-2007 03:26:06	Dark	50.000	65	Lam Vel	2.2040	4400.0	100	29330	No
40	GOM_NL__2PRFIN20071010_032903_000000442062_00218_29330_1316.N1	10-OCT-2007 03:29:03	Dark	43.500	34	Gam2Vel	1.7930	23000.	87	29330	No
41	GOM_NL__2PRFIN20071010_033309_000000432062_00219_29331_1305.N1	10-OCT-2007 03:33:09	Dark	42.500	161	Tau Pup	2.9310	4500.0	85	29331	No
42	GOM_NL__2PRFIN20071010_033432_000000482062_00219_29331_1306.N1	10-OCT-2007 03:34:32	Dark	48.000	2	Alp Car	-0.73600	7000.0	96	29331	No

43	GOM_NL__2PRFIN20071010_034301_000000382062_00219_29331_1307.N1	10-OCT-2007 03:43:01	Dark	38.000	143	Alp Hyi	2.8570	7200.0	76	29331	No
44	GOM_NL__2PRFIN20071010_034429_000000482062_00219_29331_1308.N1	10-OCT-2007 03:44:29	Dark	48.000	9	Alp Eri	0.45300	24000.	96	29331	No
45	GOM_NL__2PRFIN20071010_034938_000000382062_00219_29331_1309.N1	10-OCT-2007 03:49:38	Straylight	38.000	84	Alp Phe	2.3970	4500.0	76	29331	No
46	GOM_NL__2PRFIN20071010_035620_000000462062_00219_29331_1310.N1	10-OCT-2007 03:56:20	Straylight	45.500	52	16Bet Cet	2.0370	4500.0	91	29331	No
47	GOM_NL__2PRFIN20071010_040613_000000382062_00219_29331_1311.N1	10-OCT-2007 04:06:13	Bright	37.500	140	88Gam Peg	2.8340	26000.	75	29331	No
48	GOM_NL__2PRFIN20071010_041019_000000162062_00219_29331_1312.N1	10-OCT-2007 04:10:19	Dark	16.000	93	53Bet Peg	2.5200	3100.0	32	29331	Yes
49	GOM_NL__2PRFIN20071010_041831_000000402062_00219_29331_1313.N1	10-OCT-2007 04:18:31	Bright	39.500	68	18Alp Cas	2.2250	4500.0	79	29331	No
50	GOM_NL__2PRFIN20071010_041955_000000392062_00219_29331_1314.N1	10-OCT-2007 04:19:55	Bright	39.000	76	27Gam Cas	2.3000	30000.	78	29331	No
51	GOM_NL__2PRFIN20071010_042712_000000362062_00219_29331_1315.N1	10-OCT-2007 04:27:12	Bright	35.500	49	1Alp UMi	1.9900	6300.0	71	29331	No
52	GOM_NL__2PRFIN20071010_043521_000000372062_00219_29331_1316.N1	10-OCT-2007 04:35:21	Bright	36.500	36	50Alp UMa	1.8000	6300.0	73	29331	No
53	GOM_NL__2PRFIN20071010_043653_000000342062_00219_29331_1317.N1	10-OCT-2007 04:36:53	Bright	34.000	82	48Bet UMa	2.3650	10600.	68	29331	No
54	GOM_NL__2PRFIN20071010_044012_000000352062_00219_29331_1318.N1	10-OCT-2007 04:40:12	Bright	34.500	174	52Psi UMa	3.0040	4400.0	69	29331	No
55	GOM_NL__2PRFIN20071010_044658_000000392062_00219_29331_1319.N1	10-OCT-2007 04:46:58	Bright	39.000	166	17Eps Leo	2.9800	6000.0	78	29331	No
56	GOM_NL__2PRFIN20071010_045008_000000342062_00219_29331_1320.N1	10-OCT-2007 04:50:08	Bright	33.500	22	32Alp Leo	1.3600	15200.	67	29331	No
57	GOM_NL__2PRFIN20071010_045705_000000492062_00219_29331_1321.N1	10-OCT-2007 04:57:05	Twilight	48.500	48	30Alp Hya	1.9770	4100.0	97	29331	No
58	GOM_NL__2PRFIN20071010_050643_000000482062_00219_29331_1322.N1	10-OCT-2007 05:06:43	Dark	47.500	65	Lam Vel	2.2040	4400.0	95	29331	No
59	GOM_NL__2PRFIN20071010_050939_000000452062_00219_29331_1323.N1	10-OCT-2007 05:09:39	Dark	45.000	34	Gam2Vel	1.7930	23000.	90	29331	No
60	GOM_NL__2PRFIN20071010_051345_000000412062_00220_29332_1309.N1	10-OCT-2007 05:13:45	Dark	41.000	161	Tau Pup	2.9310	4500.0	82	29332	No
61	GOM_NL__2PRFIN20071010_051509_000000462062_00220_29332_1310.N1	10-OCT-2007 05:15:09	Dark	45.500	2	Alp Car	-0.73600	7000.0	91	29332	No
62	GOM_NL__2PRFIN20071010_052338_000000392062_00220_29332_1311.N1	10-OCT-2007 05:23:38	Dark	38.500	143	Alp Hyi	2.8570	7200.0	77	29332	No
63	GOM_NL__2PRFIN20071010_052505_000000472062_00220_29332_1312.N1	10-OCT-2007 05:25:05	Dark	46.500	9	Alp Eri	0.45300	24000.	93	29332	No
64	GOM_NL__2PRFIN20071010_053014_000000372062_00220_29332_1313.N1	10-OCT-2007 05:30:14	Straylight	36.500	84	Alp Phe	2.3970	4500.0	73	29332	No
65	GOM_NL__2PRFIN20071010_053656_000000472062_00220_29332_1314.N1	10-OCT-2007 05:36:56	Straylight	47.000	52	16Bet Cet	2.0370	4500.0	94	29332	No
66	GOM_NL__2PRFIN20071010_054649_000000382062_00220_29332_1315.N1	10-OCT-2007 05:46:49	Bright	37.500	140	88Gam Peg	2.8340	26000.	75	29332	No
67	GOM_NL__2PRFIN20071010_055051_000000372062_00220_29332_1316.N1	10-OCT-2007 05:50:51	Bright	37.000	58	21Alp And	2.0730	11000.	74	29332	No
68	GOM_NL__2PRFIN20071010_055906_000000392062_00220_29332_1317.N1	10-OCT-2007 05:59:06	Bright	39.000	68	18Alp Cas	2.2250	4500.0	78	29332	No
69	GOM_NL__2PRFIN20071010_060030_000000392062_00220_29332_1318.N1	10-OCT-2007 06:00:30	Bright	38.500	76	27Gam Cas	2.3000	30000.	77	29332	No
70	GOM_NL__2PRFIN20071010_060748_000000352062_00220_29332_1319.N1	10-OCT-2007 06:07:48	Bright	35.000	49	1Alp UMi	1.9900	6300.0	70	29332	No
71	GOM_NL__2PRFIN20071010_061557_000000382062_00220_29332_1320.N1	10-OCT-2007 06:15:57	Bright	37.500	36	50Alp UMa	1.8000	6300.0	75	29332	No
72	GOM_NL__2PRFIN20071010_061729_000000372062_00220_29332_1321.N1	10-OCT-2007 06:17:29	Bright	36.500	82	48Bet UMa	2.3650	10600.	73	29332	No
73	GOM_NL__2PRFIN20071010_062048_000000432062_00220_29332_1322.N1	10-OCT-2007 06:20:48	Bright	42.500	174	52Psi UMa	3.0040	4400.0	85	29332	No
74	GOM_NL__2PRFIN20071010_062735_000000372062_00220_29332_1323.N1	10-OCT-2007 06:27:35	Bright	37.000	166	17Eps Leo	2.9800	6000.0	74	29332	No
75	GOM_NL__2PRFIN20071010_063044_000000342062_00220_29332_1324.N1	10-OCT-2007 06:30:44	Bright	34.000	22	32Alp Leo	1.3600	15200.	68	29332	No
76	GOM_NL__2PRFIN20071010_063741_000000502062_00220_29332_1325.N1	10-OCT-2007 06:37:41	Twilight	50.000	48	30Alp Hya	1.9770	4100.0	100	29332	No
77	GOM_NL__2PRFIN20071010_064719_000000472062_00220_29332_1326.N1	10-OCT-2007 06:47:19	Dark	47.000	65	Lam Vel	2.2040	4400.0	94	29332	No
78	GOM_NL__2PRFIN20071010_065016_000000412062_00220_29332_1327.N1	10-OCT-2007 06:50:16	Dark	40.500	34	Gam2Vel	1.7930	23000.	81	29332	No
79	GOM_NL__2PRFIN20071010_065422_000000462062_00221_29333_1331.N1	10-OCT-2007 06:54:22	Dark	45.500	161	Tau Pup	2.9310	4500.0	91	29333	No
80	GOM_NL__2PRFIN20071010_065546_000000612062_00221_29333_1332.N1	10-OCT-2007 06:55:46	Dark	60.500	2	Alp Car	-0.73600	7000.0	121	29333	No
81	GOM_NL__2PRFIN20071010_070414_000000392062_00221_29333_1333.N1	10-OCT-2007 07:04:14	Dark	38.500	143	Alp Hyi	2.8570	7200.0	77	29333	No
82	GOM_NL__2PRFIN20071010_070541_000000392062_00221_29333_1334.N1	10-OCT-2007 07:05:41	Dark	39.000	9	Alp Eri	0.45300	24000.	78	29333	No
83	GOM_NL__2PRFIN20071010_071050_000000412062_00221_29333_1335.N1	10-OCT-2007 07:10:50	Straylight	40.500	84	Alp Phe	2.3970	4500.0	81	29333	No
84	GOM_NL__2PRFIN20071010_071732_000000472062_00221_29333_1336.N1	10-OCT-2007 07:17:32	Straylight	46.500	52	16Bet Cet	2.0370	4500.0	93	29333	No
85	GOM_NL__2PRFIN20071010_072725_000000382062_00221_29333_1337.N1	10-OCT-2007 07:27:25	Bright	37.500	140	88Gam Peg	2.8340	26000.	75	29333	No
86	GOM_NL__2PRFIN20071010_073127_000000382062_00221_29333_1338.N1	10-OCT-2007 07:31:27	Bright	37.500	58	21Alp And	2.0730	11000.	75	29333	No
87	GOM_NL__2PRFIN20071010_073942_000000392062_00221_29333_1339.N1	10-OCT-2007 07:39:42	Bright	39.000	68	18Alp Cas	2.2250	4500.0	78	29333	No
88	GOM_NL__2PRFIN20071010_074106_000000392062_00221_29333_1340.N1	10-OCT-2007 07:41:06	Bright	38.500	76	27Gam Cas	2.3000	30000.	77	29333	No
89	GOM_NL__2PRFIN20071010_074824_000000372062_00221_29333_1341.N1	10-OCT-2007 07:48:24	Bright	36.500	49	1Alp UMi	1.9900	6300.0	73	29333	No
90	GOM_NL__2PRFIN20071010_075633_000000372062_00221_29333_1342.N1	10-OCT-2007 07:56:33	Bright	37.000	36	50Alp UMa	1.8000	6300.0	74	29333	No
91	GOM_NL__2PRFIN20071010_075805_000000352062_00221_29333_1343.N1	10-OCT-2007 07:58:05	Bright	35.000	82	48Bet UMa	2.3650	10600.	70	29333	No
92	GOM_NL__2PRFIN20071010_080124_000000342062_00221_29333_1344.N1	10-OCT-2007 08:01:24	Bright	33.500	174	52Psi UMa	3.0040	4400.0	67	29333	No
93	GOM_NL__2PRFIN20071010_080811_000000392062_00221_29333_1345.N1	10-OCT-2007 08:08:11	Bright	38.500	166	17Eps Leo	2.9800	6000.0	77	29333	No
94	GOM_NL__2PRFIN20071010_081120_000000372062_00221_29333_1346.N1	10-OCT-2007 08:11:20	Bright	37.000	22	32Alp Leo	1.3600	15200.	74	29333	No
95	GOM_NL__2PRFIN20071010_081818_000000502062_00221_29333_1347.N1	10-OCT-2007 08:18:18	Twilight	49.500	48	30Alp Hya	1.9770	4100.0	99	29333	No
96	GOM_NL__2PRFIN20071010_082756_000000432062_00221_29333_1348.N1	10-OCT-2007 08:27:56	Dark	42.500	65	Lam Vel	2.2040	4400.0	85	29333	No
97	GOM_NL__2PRFIN20071010_083053_000000412062_00221_29333_1349.N1	10-OCT-2007 08:30:53	Dark	41.000	34	Gam2Vel	1.7930	23000.	82	29333	No
98	GOM_NL__2PRFIN20071010_083459_000000442062_00222_29334_1340.N1	10-OCT-2007 08:34:59	Dark	44.000	161	Tau Pup	2.9310	4500.0	88	29334	No
99	GOM_NL__2PRFIN20071010_083622_000000612062_00222_29334_1341.N1	10-OCT-2007 08:36:22	Dark	61.000	2	Alp Car	-0.73600	7000.0	122	29334	No
100	GOM_NL__2PRFIN20071010_084450_000000392062_00222_29334_1342.N1	10-OCT-2007 08:44:50	Dark	38.500	143	Alp Hyi	2.8570	7200.0	77	29334	No
101	GOM_NL__2PRFIN20071010_084618_000000482062_00222_29334_1343.N1	10-OCT-2007 08:46:18	Dark	48.000	9	Alp Eri	0.45300	24000.	96	29334	No

102	GOM_NL__2PRFIN20071010_085126_000000382062_00222_29334_1344.N1	10-OCT-2007 08:51:26	Straylight	38.000	84	Alp Phe	2.3970	4500.0	76	29334	No
103	GOM_NL__2PRFIN20071010_085808_000000462062_00222_29334_1345.N1	10-OCT-2007 08:58:08	Straylight	45.500	52	16Bet Cet	2.0370	4500.0	91	29334	No
104	GOM_NL__2PRFIN20071010_090801_000000372062_00222_29334_1346.N1	10-OCT-2007 09:08:01	Bright	37.000	140	88Gam Peg	2.8340	26000.	74	29334	No
105	GOM_NL__2PRFIN20071010_091202_000000382062_00222_29334_1347.N1	10-OCT-2007 09:12:02	Bright	37.500	58	21Alp And	2.0730	11000.	75	29334	No
106	GOM_NL__2PRFIN20071010_092018_000000402062_00222_29334_1348.N1	10-OCT-2007 09:20:18	Bright	39.500	68	18Alp Cas	2.2250	4500.0	79	29334	No
107	GOM_NL__2PRFIN20071010_092142_000000382062_00222_29334_1349.N1	10-OCT-2007 09:21:42	Bright	38.000	76	27Gam Cas	2.3000	30000.	76	29334	No
108	GOM_NL__2PRFIN20071010_092900_000000362062_00222_29334_1350.N1	10-OCT-2007 09:29:00	Bright	35.500	49	1Alp UMi	1.9900	6300.0	71	29334	No
109	GOM_NL__2PRFIN20071010_093709_000000352062_00222_29334_1351.N1	10-OCT-2007 09:37:09	Bright	34.500	36	50Alp UMa	1.8000	6300.0	69	29334	No
110	GOM_NL__2PRFIN20071010_093841_000000352062_00222_29334_1352.N1	10-OCT-2007 09:38:41	Bright	34.500	82	48Bet UMa	2.3650	10600.	69	29334	No
111	GOM_NL__2PRFIN20071010_094200_000000522062_00222_29334_1353.N1	10-OCT-2007 09:42:00	Bright	52.000	174	52Psi UMa	3.0040	4400.0	104	29334	No
112	GOM_NL__2PRFIN20071010_094847_000000392062_00222_29334_1354.N1	10-OCT-2007 09:48:47	Bright	39.000	166	17Eps Leo	2.9800	6000.0	78	29334	No
113	GOM_NL__2PRFIN20071010_095157_000000362062_00222_29334_1355.N1	10-OCT-2007 09:51:57	Bright	36.000	22	32Alp Leo	1.3600	15200.	72	29334	No
114	GOM_NL__2PRFIN20071010_095854_000000462062_00222_29334_1356.N1	10-OCT-2007 09:58:54	Twilight	46.000	48	30Alp Hya	1.9770	4100.0	92	29334	No
115	GOM_NL__2PRFIN20071010_100832_000000462062_00222_29334_1357.N1	10-OCT-2007 10:08:32	Dark	45.500	65	Lam Vel	2.2040	4400.0	91	29334	No
116	GOM_NL__2PRFIN20071010_101129_000000422062_00222_29334_1358.N1	10-OCT-2007 10:11:29	Dark	42.000	34	Gam2Vel	1.7930	23000.	84	29334	No
117	GOM_NL__2PRFIN20071010_101536_000000442062_00223_29335_1349.N1	10-OCT-2007 10:15:36	Dark	43.500	161	Tau Pup	2.9310	4500.0	87	29335	No
118	GOM_NL__2PRFIN20071010_101659_000000532062_00223_29335_1350.N1	10-OCT-2007 10:16:59	Dark	52.500	2	Alp Car	-0.73600	7000.0	105	29335	No
119	GOM_NL__2PRFIN20071010_102527_000000372062_00223_29335_1351.N1	10-OCT-2007 10:25:27	Dark	37.000	143	Alp Hyi	2.8570	7200.0	74	29335	No
120	GOM_NL__2PRFIN20071010_102654_000000462062_00223_29335_1352.N1	10-OCT-2007 10:26:54	Dark	45.500	9	Alp Eri	0.45300	24000.	91	29335	No
121	GOM_NL__2PRFIN20071010_103203_000000432062_00223_29335_1353.N1	10-OCT-2007 10:32:03	Straylight	42.500	84	Alp Phe	2.3970	4500.0	85	29335	No
122	GOM_NL__2PRFIN20071010_103844_000000432062_00223_29335_1354.N1	10-OCT-2007 10:38:44	Straylight	43.000	52	16Bet Cet	2.0370	4500.0	86	29335	No
123	GOM_NL__2PRFIN20071010_104837_000000372062_00223_29335_1355.N1	10-OCT-2007 10:48:37	Bright	36.500	140	88Gam Peg	2.8340	26000.	73	29335	No
124	GOM_NL__2PRFIN20071010_105238_000000362062_00223_29335_1356.N1	10-OCT-2007 10:52:38	Bright	35.500	58	21Alp And	2.0730	11000.	71	29335	No
125	GOM_NL__2PRFIN20071010_110053_000000392062_00223_29335_1357.N1	10-OCT-2007 11:00:53	Bright	39.000	68	18Alp Cas	2.2250	4500.0	78	29335	No
126	GOM_NL__2PRFIN20071010_110217_000000402062_00223_29335_1358.N1	10-OCT-2007 11:02:17	Bright	39.500	76	27Gam Cas	2.3000	30000.	79	29335	No
127	GOM_NL__2PRFIN20071010_110936_000000362062_00223_29335_1359.N1	10-OCT-2007 11:09:36	Bright	35.500	49	1Alp UMi	1.9900	6300.0	71	29335	No
128	GOM_NL__2PRFIN20071010_111745_000000382062_00223_29335_1360.N1	10-OCT-2007 11:17:45	Bright	37.500	36	50Alp UMa	1.8000	6300.0	75	29335	No
129	GOM_NL__2PRFIN20071010_111917_000000362062_00223_29335_1361.N1	10-OCT-2007 11:19:17	Bright	35.500	82	48Bet UMa	2.3650	10600.	71	29335	No
130	GOM_NL__2PRFIN20071010_112236_000000332062_00223_29335_1362.N1	10-OCT-2007 11:22:36	Bright	33.000	174	52Psi UMa	3.0040	4400.0	66	29335	No
131	GOM_NL__2PRFIN20071010_112923_000000382062_00223_29335_1363.N1	10-OCT-2007 11:29:23	Bright	37.500	166	17Eps Leo	2.9800	6000.0	75	29335	No
132	GOM_NL__2PRFIN20071010_113233_000000552062_00223_29335_1364.N1	10-OCT-2007 11:32:33	Bright	55.000	22	32Alp Leo	1.3600	15200.	110	29335	No
133	GOM_NL__2PRFIN20071010_113931_000000492062_00223_29335_1365.N1	10-OCT-2007 11:39:31	Twilight	49.000	48	30Alp Hya	1.9770	4100.0	98	29335	No
134	GOM_NL__2PRFIN20071010_114908_000000492062_00223_29335_1366.N1	10-OCT-2007 11:49:08	Dark	48.500	65	Lam Vel	2.2040	4400.0	97	29335	No
135	GOM_NL__2PRFIN20071010_115206_000000412062_00223_29335_1367.N1	10-OCT-2007 11:52:06	Dark	41.000	34	Gam2Vel	1.7930	23000.	82	29335	No
136	GOM_NL__2PRFIN20071010_115612_000000442062_00224_29336_1354.N1	10-OCT-2007 11:56:12	Dark	44.000	161	Tau Pup	2.9310	4500.0	88	29336	No
137	GOM_NL__2PRFIN20071010_115736_000000472062_00224_29336_1355.N1	10-OCT-2007 11:57:36	Dark	46.500	2	Alp Car	-0.73600	7000.0	93	29336	No
138	GOM_NL__2PRFIN20071010_120603_000000402062_00224_29336_1356.N1	10-OCT-2007 12:06:03	Dark	39.500	143	Alp Hyi	2.8570	7200.0	79	29336	No
139	GOM_NL__2PRFIN20071010_120730_000000472062_00224_29336_1357.N1	10-OCT-2007 12:07:30	Dark	47.000	9	Alp Eri	0.45300	24000.	94	29336	No
140	GOM_NL__2PRFIN20071010_121239_000000422062_00224_29336_1358.N1	10-OCT-2007 12:12:39	Straylight	41.500	84	Alp Phe	2.3970	4500.0	83	29336	No
141	GOM_NL__2PRFIN20071010_121920_000000452062_00224_29336_1359.N1	10-OCT-2007 12:19:20	Straylight	44.500	52	16Bet Cet	2.0370	4500.0	89	29336	No
142	GOM_NL__2PRFIN20071010_122912_000000372062_00224_29336_1360.N1	10-OCT-2007 12:29:12	Bright	37.000	140	88Gam Peg	2.8340	26000.	74	29336	No
143	GOM_NL__2PRFIN20071010_123314_000000382062_00224_29336_1361.N1	10-OCT-2007 12:33:14	Bright	38.000	58	21Alp And	2.0730	11000.	76	29336	No
144	GOM_NL__2PRFIN20071010_124129_000000372062_00224_29336_1362.N1	10-OCT-2007 12:41:29	Bright	36.500	68	18Alp Cas	2.2250	4500.0	73	29336	No
145	GOM_NL__2PRFIN20071010_124253_000000382062_00224_29336_1363.N1	10-OCT-2007 12:42:53	Bright	38.000	76	27Gam Cas	2.3000	30000.	76	29336	No
146	GOM_NL__2PRFIN20071010_125011_000000352062_00224_29336_1364.N1	10-OCT-2007 12:50:11	Bright	34.500	49	1Alp UMi	1.9900	6300.0	69	29336	No
147	GOM_NL__2PRFIN20071010_125821_000000332062_00224_29336_1365.N1	10-OCT-2007 12:58:21	Bright	32.500	36	50Alp UMa	1.8000	6300.0	65	29336	No
148	GOM_NL__2PRFIN20071010_125953_000000382062_00224_29336_1366.N1	10-OCT-2007 12:59:53	Bright	38.000	82	48Bet UMa	2.3650	10600.	76	29336	No
149	GOM_NL__2PRFIN20071010_130312_000000352062_00224_29336_1367.N1	10-OCT-2007 13:03:12	Bright	34.500	174	52Psi UMa	3.0040	4400.0	69	29336	No
150	GOM_NL__2PRFIN20071010_130959_000000392062_00224_29336_1368.N1	10-OCT-2007 13:09:59	Bright	39.000	166	17Eps Leo	2.9800	6000.0	78	29336	No
151	GOM_NL__2PRFIN20071010_131309_000000392062_00224_29336_1369.N1	10-OCT-2007 13:13:09	Bright	39.000	22	32Alp Leo	1.3600	15200.	78	29336	No
152	GOM_NL__2PRFIN20071010_132007_000000482062_00224_29336_1370.N1	10-OCT-2007 13:20:07	Twilight	47.500	48	30Alp Hya	1.9770	4100.0	95	29336	No
153	GOM_NL__2PRFIN20071010_132945_000000482062_00224_29336_1371.N1	10-OCT-2007 13:29:45	Dark	48.000	65	Lam Vel	2.2040	4400.0	96	29336	No
154	GOM_NL__2PRFIN20071010_133242_000000412062_00224_29336_1372.N1	10-OCT-2007 13:32:42	Dark	40.500	34	Gam2Vel	1.7930	23000.	81	29336	No
155	GOM_NL__2PRFIN20071010_133649_000000442062_00225_29337_1481.N1	10-OCT-2007 13:36:49	Dark	44.000	161	Tau Pup	2.9310	4500.0	88	29337	No
156	GOM_NL__2PRFIN20071010_133812_000000492062_00225_29337_1482.N1	10-OCT-2007 13:38:12	Dark	49.000	2	Alp Car	-0.73600	7000.0	98	29337	No
157	GOM_NL__2PRFIN20071010_134639_000000372062_00225_29337_1483.N1	10-OCT-2007 13:46:39	Dark	37.000	143	Alp Hyi	2.8570	7200.0	74	29337	No
158	GOM_NL__2PRFIN20071010_134806_000000502062_00225_29337_1484.N1	10-OCT-2007 13:48:06	Dark	49.500	9	Alp Eri	0.45300	24000.	99	29337	No
159	GOM_NL__2PRFIN20071010_135315_000000422062_00225_29337_1485.N1	10-OCT-2007 13:53:15	Straylight	42.000	84	Alp Phe	2.3970	4500.0	84	29337	No
160	GOM_NL__2PRFIN20071010_135956_000000412062_00225_29337_1486.N1	10-OCT-2007 13:59:56	Straylight	40.500	52	16Bet Cet	2.0370	4500.0	81	29337	No



161	GOM_NL__2PRFIN20071010_140948_000000372062_00225_29337_1487.N1	10-OCT-2007 14:09:48	Bright	36.500	140	88Gam Peg	2.8340	26000.	73	29337	No
162	GOM_NL__2PRFIN20071010_141350_000000372062_00225_29337_1488.N1	10-OCT-2007 14:13:50	Bright	37.000	58	21Alp And	2.0730	11000.	74	29337	No
163	GOM_NL__2PRFIN20071010_142205_000000402062_00225_29337_1489.N1	10-OCT-2007 14:22:05	Bright	40.000	68	18Alp Cas	2.2250	4500.0	80	29337	No
164	GOM_NL__2PRFIN20071010_142329_000000372062_00225_29337_1490.N1	10-OCT-2007 14:23:29	Bright	37.000	76	27Gam Cas	2.3000	30000.	74	29337	No
165	GOM_NL__2PRFIN20071010_143047_000000342062_00225_29337_1491.N1	10-OCT-2007 14:30:47	Bright	33.500	49	1Alp UMi	1.9900	6300.0	67	29337	No
166	GOM_NL__2PRFIN20071010_143857_000000372062_00225_29337_1492.N1	10-OCT-2007 14:38:57	Bright	36.500	36	50Alp UMa	1.8000	6300.0	73	29337	No
167	GOM_NL__2PRFIN20071010_144029_000000402062_00225_29337_1493.N1	10-OCT-2007 14:40:29	Bright	39.500	82	48Bet UMa	2.3650	10600.	79	29337	No
168	GOM_NL__2PRFIN20071010_144348_000000512062_00225_29337_1494.N1	10-OCT-2007 14:43:48	Bright	51.000	174	52Psi UMa	3.0040	4400.0	102	29337	No
169	GOM_NL__2PRFIN20071010_145035_000000462062_00225_29337_1495.N1	10-OCT-2007 14:50:35	Bright	45.500	166	17Eps Leo	2.9800	6000.0	91	29337	No
170	GOM_NL__2PRFIN20071010_145345_000000372062_00225_29337_1496.N1	10-OCT-2007 14:53:45	Bright	37.000	22	32Alp Leo	1.3600	15200.	74	29337	No
171	GOM_NL__2PRFIN20071010_150043_000000512062_00225_29337_1497.N1	10-OCT-2007 15:00:43	Twilight	51.000	48	30Alp Hya	1.9770	4100.0	102	29337	No
172	GOM_NL__2PRFIN20071010_151021_000000472062_00225_29337_1498.N1	10-OCT-2007 15:10:21	Dark	46.500	65	Lam Vel	2.2040	4400.0	93	29337	No
173	GOM_NL__2PRFIN20071010_151319_000000422062_00225_29337_1499.N1	10-OCT-2007 15:13:19	Dark	42.000	34	Gam2Vel	1.7930	23000.	84	29337	No
174	GOM_NL__2PRFIN20071010_151726_000000442062_00226_29338_1486.N1	10-OCT-2007 15:17:26	Dark	43.500	161	Tau Pup	2.9310	4500.0	87	29338	No
175	GOM_NL__2PRFIN20071010_151849_000000472062_00226_29338_1487.N1	10-OCT-2007 15:18:49	Dark	46.500	2	Alp Car	-0.73600	7000.0	93	29338	No
176	GOM_NL__2PRFIN20071010_152715_000000382062_00226_29338_1488.N1	10-OCT-2007 15:27:15	Dark	37.500	143	Alp Hyi	2.8570	7200.0	75	29338	No
177	GOM_NL__2PRFIN20071010_152843_000000442062_00226_29338_1489.N1	10-OCT-2007 15:28:43	Dark	44.000	9	Alp Eri	0.45300	24000.	88	29338	No
178	GOM_NL__2PRFIN20071010_153351_000000432062_00226_29338_1490.N1	10-OCT-2007 15:33:51	Straylight	43.000	84	Alp Phe	2.3970	4500.0	86	29338	No
179	GOM_NL__2PRFIN20071010_154032_000000442062_00226_29338_1491.N1	10-OCT-2007 15:40:32	Straylight	44.000	52	16Bet Cet	2.0370	4500.0	88	29338	No
180	GOM_NL__2PRFIN20071010_155024_000000372062_00226_29338_1492.N1	10-OCT-2007 15:50:24	Bright	37.000	140	88Gam Peg	2.8340	26000.	74	29338	No
181	GOM_NL__2PRFIN20071010_155425_000000372062_00226_29338_1493.N1	10-OCT-2007 15:54:25	Bright	37.000	58	21Alp And	2.0730	11000.	74	29338	No
182	GOM_NL__2PRFIN20071010_160240_000000392062_00226_29338_1494.N1	10-OCT-2007 16:02:40	Bright	39.000	68	18Alp Cas	2.2250	4500.0	78	29338	No
183	GOM_NL__2PRFIN20071010_160404_000000382062_00226_29338_1495.N1	10-OCT-2007 16:04:04	Bright	37.500	76	27Gam Cas	2.3000	30000.	75	29338	No
184	GOM_NL__2PRFIN20071010_161123_000000362062_00226_29338_1496.N1	10-OCT-2007 16:11:23	Bright	36.000	49	1Alp UMi	1.9900	6300.0	72	29338	No
185	GOM_NL__2PRFIN20071010_161933_000000382062_00226_29338_1497.N1	10-OCT-2007 16:19:33	Bright	37.500	36	50Alp UMa	1.8000	6300.0	75	29338	No
186	GOM_NL__2PRFIN20071010_162105_000000522062_00226_29338_1498.N1	10-OCT-2007 16:21:05	Bright	52.000	82	48Bet UMa	2.3650	10600.	104	29338	No
187	GOM_NL__2PRFIN20071010_162424_000000342062_00226_29338_1499.N1	10-OCT-2007 16:24:24	Bright	34.000	174	52Psi UMa	3.0040	4400.0	68	29338	No
188	GOM_NL__2PRFIN20071010_163112_000000392062_00226_29338_1500.N1	10-OCT-2007 16:31:12	Bright	38.500	166	17Eps Leo	2.9800	6000.0	77	29338	No
189	GOM_NL__2PRFIN20071010_163422_000000552062_00226_29338_1501.N1	10-OCT-2007 16:34:22	Bright	55.000	22	32Alp Leo	1.3600	15200.	110	29338	No
190	GOM_NL__2PRFIN20071010_164120_000000552062_00226_29338_1502.N1	10-OCT-2007 16:41:20	Twilight	55.000	48	30Alp Hya	1.9770	4100.0	110	29338	No
191	GOM_NL__2PRFIN20071010_165058_000000442062_00226_29338_1503.N1	10-OCT-2007 16:50:58	Dark	44.000	65	Lam Vel	2.2040	4400.0	88	29338	No
192	GOM_NL__2PRFIN20071010_165356_000000432062_00226_29338_1504.N1	10-OCT-2007 16:53:56	Dark	43.000	34	Gam2Vel	1.7930	23000.	86	29338	No
193	GOM_NL__2PRFIN20071010_165803_000000442062_00227_29339_1494.N1	10-OCT-2007 16:58:03	Dark	43.500	161	Tau Pup	2.9310	4500.0	87	29339	No
194	GOM_NL__2PRFIN20071010_165926_000000502062_00227_29339_1495.N1	10-OCT-2007 16:59:26	Dark	49.500	2	Alp Car	-0.73600	7000.0	99	29339	No
195	GOM_NL__2PRFIN20071010_170752_000000382062_00227_29339_1496.N1	10-OCT-2007 17:07:52	Dark	37.500	143	Alp Hyi	2.8570	7200.0	75	29339	No
196	GOM_NL__2PRFIN20071010_170919_000000482062_00227_29339_1497.N1	10-OCT-2007 17:09:19	Dark	47.500	9	Alp Eri	0.45300	24000.	95	29339	No
197	GOM_NL__2PRFIN20071010_171427_000000432062_00227_29339_1498.N1	10-OCT-2007 17:14:27	Straylight	43.000	84	Alp Phe	2.3970	4500.0	86	29339	No
198	GOM_NL__2PRFIN20071010_172108_000000462062_00227_29339_1499.N1	10-OCT-2007 17:21:08	Straylight	45.500	52	16Bet Cet	2.0370	4500.0	91	29339	No
199	GOM_NL__2PRFIN20071010_173100_000000382062_00227_29339_1500.N1	10-OCT-2007 17:31:00	Bright	37.500	140	88Gam Peg	2.8340	26000.	75	29339	No
200	GOM_NL__2PRFIN20071010_173501_000000372062_00227_29339_1501.N1	10-OCT-2007 17:35:01	Bright	37.000	58	21Alp And	2.0730	11000.	74	29339	No
201	GOM_NL__2PRFIN20071010_174316_000000392062_00227_29339_1502.N1	10-OCT-2007 17:43:16	Bright	39.000	68	18Alp Cas	2.2250	4500.0	78	29339	No
202	GOM_NL__2PRFIN20071010_174440_000000382062_00227_29339_1503.N1	10-OCT-2007 17:44:40	Bright	37.500	76	27Gam Cas	2.3000	30000.	75	29339	No
203	GOM_NL__2PRFIN20071010_175159_000000372062_00227_29339_1504.N1	10-OCT-2007 17:51:59	Bright	37.000	49	1Alp UMi	1.9900	6300.0	74	29339	No
204	GOM_NL__2PRFIN20071010_180009_000000382062_00227_29339_1505.N1	10-OCT-2007 18:00:09	Bright	38.000	36	50Alp UMa	1.8000	6300.0	76	29339	No
205	GOM_NL__2PRFIN20071010_180141_000000352062_00227_29339_1506.N1	10-OCT-2007 18:01:41	Bright	35.000	82	48Bet UMa	2.3650	10600.	70	29339	No
206	GOM_NL__2PRFIN20071010_180500_000000522062_00227_29339_1507.N1	10-OCT-2007 18:05:00	Bright	52.000	174	52Psi UMa	3.0040	4400.0	104	29339	No
207	GOM_NL__2PRFIN20071010_181148_000000572062_00227_29339_1508.N1	10-OCT-2007 18:11:48	Bright	57.000	166	17Eps Leo	2.9800	6000.0	114	29339	No
208	GOM_NL__2PRFIN20071010_181458_000000512062_00227_29339_1509.N1	10-OCT-2007 18:14:58	Bright	50.500	22	32Alp Leo	1.3600	15200.	101	29339	No
209	GOM_NL__2PRFIN20071010_182157_000000502062_00227_29339_1510.N1	10-OCT-2007 18:21:57	Twilight	49.500	48	30Alp Hya	1.9770	4100.0	99	29339	No
210	GOM_NL__2PRFIN20071010_183134_000000452062_00227_29339_1511.N1	10-OCT-2007 18:31:34	Dark	44.500	65	Lam Vel	2.2040	4400.0	89	29339	No
211	GOM_NL__2PRFIN20071010_183432_000000412062_00227_29339_1512.N1	10-OCT-2007 18:34:32	Dark	40.500	34	Gam2Vel	1.7930	23000.	81	29339	No
212	GOM_NL__2PRFIN20071010_183840_000000452062_00228_29340_1534.N1	10-OCT-2007 18:38:40	Dark	44.500	161	Tau Pup	2.9310	4500.0	89	29340	No
213	GOM_NL__2PRFIN20071010_184003_000000482062_00228_29340_1535.N1	10-OCT-2007 18:40:03	Dark	47.500	2	Alp Car	-0.73600	7000.0	95	29340	No
214	GOM_NL__2PRFIN20071010_184828_000000392062_00228_29340_1536.N1	10-OCT-2007 18:48:28	Dark	38.500	143	Alp Hyi	2.8570	7200.0	77	29340	No
215	GOM_NL__2PRFIN20071010_184955_000000512062_00228_29340_1537.N1	10-OCT-2007 18:49:55	Dark	50.500	9	Alp Eri	0.45300	24000.	101	29340	No
216	GOM_NL__2PRFIN20071010_185503_000000402062_00228_29340_1538.N1	10-OCT-2007 18:55:03	Straylight	39.500	84	Alp Phe	2.3970	4500.0	79	29340	No
217	GOM_NL__2PRFIN20071010_190144_000000442062_00228_29340_1539.N1	10-OCT-2007 19:01:44	Straylight	44.000	52	16Bet Cet	2.0370	4500.0	88	29340	No
218	GOM_NL__2PRFIN20071010_191136_000000362062_00228_29340_1540.N1	10-OCT-2007 19:11:36	Bright	35.500	140	88Gam Peg	2.8340	26000.	71	29340	No
219	GOM_NL__2PRFIN20071010_191537_000000372062_00228_29340_1541.N1	10-OCT-2007 19:15:37	Bright	37.000	58	21Alp And	2.0730	11000.	74	29340	No

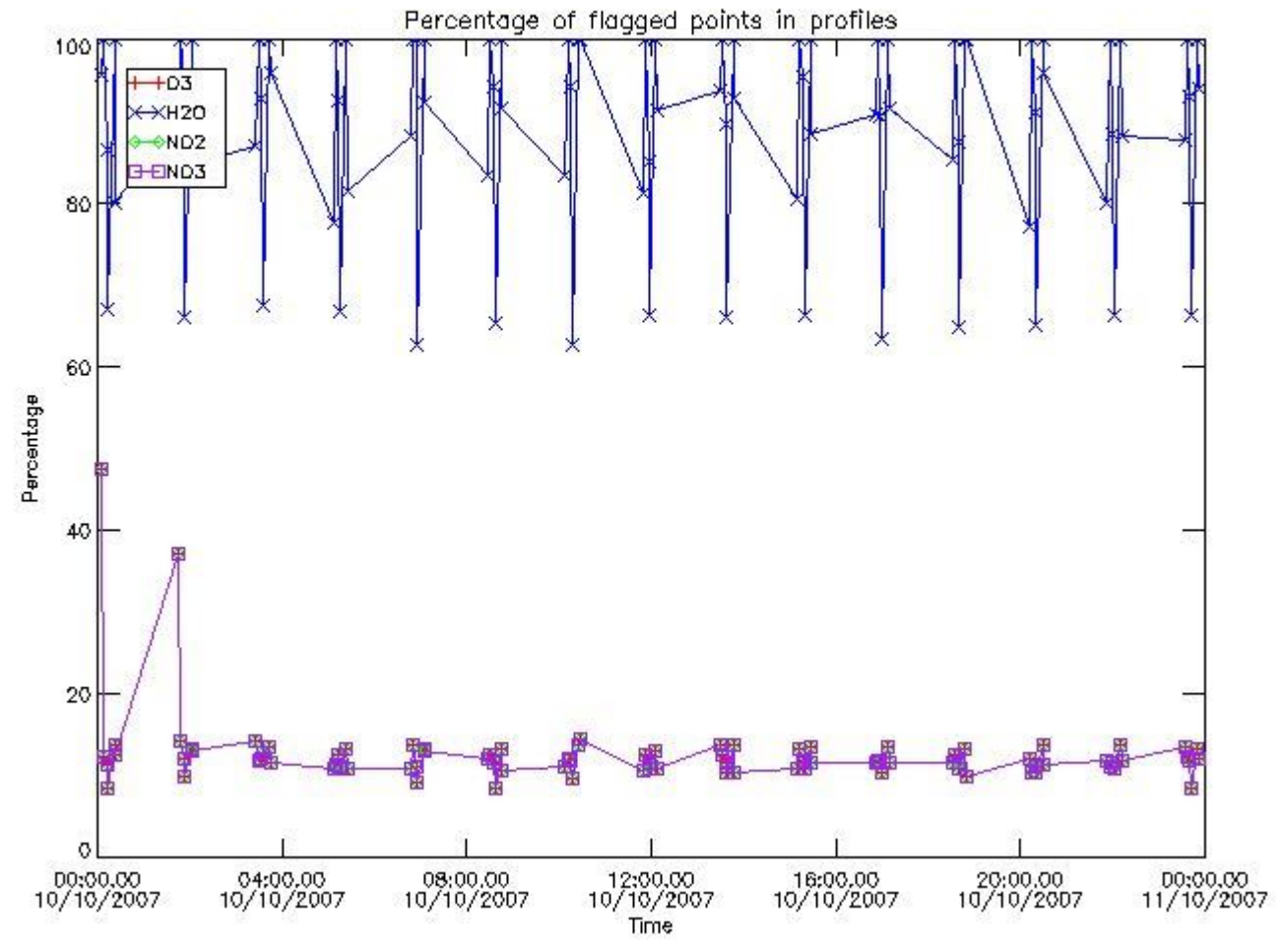
220	GOM_NL__2PRFIN20071010_192352_000000382062_00228_29340_1542.N1	10-OCT-2007 19:23:52	Bright	38.000	68	18Alp Cas	2.2250	4500.0	76	29340	No
221	GOM_NL__2PRFIN20071010_192516_000000382062_00228_29340_1543.N1	10-OCT-2007 19:25:16	Bright	38.000	76	27Gam Cas	2.3000	30000.	76	29340	No
222	GOM_NL__2PRFIN20071010_193235_000000372062_00228_29340_1544.N1	10-OCT-2007 19:32:35	Bright	36.500	49	1Alp UMi	1.9900	6300.0	73	29340	No
223	GOM_NL__2PRFIN20071010_194045_000000382062_00228_29340_1545.N1	10-OCT-2007 19:40:45	Bright	37.500	36	50Alp UMa	1.8000	6300.0	75	29340	No
224	GOM_NL__2PRFIN20071010_194217_000000362062_00228_29340_1546.N1	10-OCT-2007 19:42:17	Bright	36.000	82	48Bet UMa	2.3650	10600.	72	29340	No
225	GOM_NL__2PRFIN20071010_194536_000000382062_00228_29340_1547.N1	10-OCT-2007 19:45:36	Bright	37.500	174	52Psi UMa	3.0040	4400.0	75	29340	No
226	GOM_NL__2PRFIN20071010_195224_000000572062_00228_29340_1548.N1	10-OCT-2007 19:52:24	Bright	57.000	166	17Eps Leo	2.9800	6000.0	114	29340	No
227	GOM_NL__2PRFIN20071010_195534_000000432062_00228_29340_1549.N1	10-OCT-2007 19:55:34	Bright	42.500	22	32Alp Leo	1.3600	15200.	85	29340	No
228	GOM_NL__2PRFIN20071010_200233_000000492062_00228_29340_1550.N1	10-OCT-2007 20:02:33	Twilight	48.500	48	30Alp Hya	1.9770	4100.0	97	29340	No
229	GOM_NL__2PRFIN20071010_201211_000000422062_00228_29340_1551.N1	10-OCT-2007 20:12:11	Dark	42.000	65	Lam Vel	2.2040	4400.0	84	29340	No
230	GOM_NL__2PRFIN20071010_201509_000000492062_00228_29340_1552.N1	10-OCT-2007 20:15:09	Dark	49.000	34	Gam2Vel	1.7930	23000.	98	29340	No
231	GOM_NL__2PRFIN20071010_201916_000000462062_00229_29341_1544.N1	10-OCT-2007 20:19:16	Dark	45.500	161	Tau Pup	2.9310	4500.0	91	29341	No
232	GOM_NL__2PRFIN20071010_202039_000000492062_00229_29341_1545.N1	10-OCT-2007 20:20:39	Dark	49.000	2	Alp Car	-0.73600	7000.0	98	29341	No
233	GOM_NL__2PRFIN20071010_202904_000000372062_00229_29341_1546.N1	10-OCT-2007 20:29:04	Dark	37.000	143	Alp Hyi	2.8570	7200.0	74	29341	No
234	GOM_NL__2PRFIN20071010_203031_000000492062_00229_29341_1547.N1	10-OCT-2007 20:30:31	Dark	49.000	9	Alp Eri	0.45300	24000.	98	29341	No
235	GOM_NL__2PRFIN20071010_203540_000000432062_00229_29341_1548.N1	10-OCT-2007 20:35:40	Straylight	42.500	84	Alp Phe	2.3970	4500.0	85	29341	No
236	GOM_NL__2PRFIN20071010_204220_000000462062_00229_29341_1549.N1	10-OCT-2007 20:42:20	Straylight	46.000	52	16Bet Cet	2.0370	4500.0	92	29341	No
237	GOM_NL__2PRFIN20071010_205212_000000352062_00229_29341_1550.N1	10-OCT-2007 20:52:12	Bright	35.000	140	88Gam Peg	2.8340	26000.	70	29341	No
238	GOM_NL__2PRFIN20071010_205613_000000362062_00229_29341_1551.N1	10-OCT-2007 20:56:13	Bright	36.000	58	21Alp And	2.0730	11000.	72	29341	No
239	GOM_NL__2PRFIN20071010_210428_000000392062_00229_29341_1552.N1	10-OCT-2007 21:04:28	Bright	39.000	68	18Alp Cas	2.2250	4500.0	78	29341	No
240	GOM_NL__2PRFIN20071010_210551_000000392062_00229_29341_1553.N1	10-OCT-2007 21:05:51	Bright	38.500	76	27Gam Cas	2.3000	30000.	77	29341	No
241	GOM_NL__2PRFIN20071010_211311_000000372062_00229_29341_1554.N1	10-OCT-2007 21:13:11	Bright	36.500	49	1Alp UMi	1.9900	6300.0	73	29341	No
242	GOM_NL__2PRFIN20071010_212121_000000352062_00229_29341_1555.N1	10-OCT-2007 21:21:21	Bright	34.500	36	50Alp UMa	1.8000	6300.0	69	29341	No
243	GOM_NL__2PRFIN20071010_212253_000000352062_00229_29341_1556.N1	10-OCT-2007 21:22:53	Bright	34.500	82	48Bet UMa	2.3650	10600.	69	29341	No
244	GOM_NL__2PRFIN20071010_212612_000000342062_00229_29341_1557.N1	10-OCT-2007 21:26:12	Bright	33.500	174	52Psi UMa	3.0040	4400.0	67	29341	No
245	GOM_NL__2PRFIN20071010_213300_000000572062_00229_29341_1558.N1	10-OCT-2007 21:33:00	Bright	57.000	166	17Eps Leo	2.9800	6000.0	114	29341	No
246	GOM_NL__2PRFIN20071010_213610_000000542062_00229_29341_1559.N1	10-OCT-2007 21:36:10	Bright	54.000	22	32Alp Leo	1.3600	15200.	108	29341	No
247	GOM_NL__2PRFIN20071010_214310_000000502062_00229_29341_1560.N1	10-OCT-2007 21:43:10	Twilight	50.000	48	30Alp Hya	1.9770	4100.0	100	29341	No
248	GOM_NL__2PRFIN20071010_215247_000000432062_00229_29341_1561.N1	10-OCT-2007 21:52:47	Dark	43.000	65	Lam Vel	2.2040	4400.0	86	29341	No
249	GOM_NL__2PRFIN20071010_215545_000000462062_00229_29341_1562.N1	10-OCT-2007 21:55:45	Dark	45.500	34	Gam2Vel	1.7930	23000.	91	29341	No
250	GOM_NL__2PRFIN20071010_215953_000000442062_00230_29342_1565.N1	10-OCT-2007 21:59:53	Dark	44.000	161	Tau Pup	2.9310	4500.0	88	29342	No
251	GOM_NL__2PRFIN20071010_220116_000000472062_00230_29342_1566.N1	10-OCT-2007 22:01:16	Dark	46.500	2	Alp Car	-0.73600	7000.0	93	29342	No
252	GOM_NL__2PRFIN20071010_220940_000000372062_00230_29342_1567.N1	10-OCT-2007 22:09:40	Dark	37.000	143	Alp Hyi	2.8570	7200.0	74	29342	No
253	GOM_NL__2PRFIN20071010_221108_000000432062_00230_29342_1568.N1	10-OCT-2007 22:11:08	Dark	43.000	9	Alp Eri	0.45300	24000.	86	29342	No
254	GOM_NL__2PRFIN20071010_221616_000000442062_00230_29342_1569.N1	10-OCT-2007 22:16:16	Straylight	43.500	84	Alp Phe	2.3970	4500.0	87	29342	No
255	GOM_NL__2PRFIN20071010_222256_000000472062_00230_29342_1570.N1	10-OCT-2007 22:22:56	Straylight	47.000	52	16Bet Cet	2.0370	4500.0	94	29342	No
256	GOM_NL__2PRFIN20071010_223248_000000362062_00230_29342_1571.N1	10-OCT-2007 22:32:48	Bright	35.500	140	88Gam Peg	2.8340	26000.	71	29342	No
257	GOM_NL__2PRFIN20071010_223649_000000382062_00230_29342_1572.N1	10-OCT-2007 22:36:49	Bright	37.500	58	21Alp And	2.0730	11000.	75	29342	No
258	GOM_NL__2PRFIN20071010_224503_000000402062_00230_29342_1573.N1	10-OCT-2007 22:45:03	Bright	39.500	68	18Alp Cas	2.2250	4500.0	79	29342	No
259	GOM_NL__2PRFIN20071010_224627_000000372062_00230_29342_1574.N1	10-OCT-2007 22:46:27	Bright	37.000	76	27Gam Cas	2.3000	30000.	74	29342	No
260	GOM_NL__2PRFIN20071010_225347_000000372062_00230_29342_1575.N1	10-OCT-2007 22:53:47	Bright	36.500	49	1Alp UMi	1.9900	6300.0	73	29342	No
261	GOM_NL__2PRFIN20071010_230157_000000352062_00230_29342_1576.N1	10-OCT-2007 23:01:57	Bright	34.500	36	50Alp UMa	1.8000	6300.0	69	29342	No
262	GOM_NL__2PRFIN20071010_230329_000000372062_00230_29342_1577.N1	10-OCT-2007 23:03:29	Bright	36.500	82	48Bet UMa	2.3650	10600.	73	29342	No
263	GOM_NL__2PRFIN20071010_230648_000000522062_00230_29342_1578.N1	10-OCT-2007 23:06:48	Bright	52.000	174	52Psi UMa	3.0040	4400.0	104	29342	No
264	GOM_NL__2PRFIN20071010_231336_000000582062_00230_29342_1579.N1	10-OCT-2007 23:13:36	Bright	58.000	166	17Eps Leo	2.9800	6000.0	116	29342	No
265	GOM_NL__2PRFIN20071010_231646_000000392062_00230_29342_1580.N1	10-OCT-2007 23:16:46	Bright	38.500	22	32Alp Leo	1.3600	15200.	77	29342	No
266	GOM_NL__2PRFIN20071010_232346_000000492062_00230_29342_1581.N1	10-OCT-2007 23:23:46	Twilight	48.500	48	30Alp Hya	1.9770	4100.0	97	29342	No
267	GOM_NL__2PRFIN20071010_233323_000000422062_00230_29342_1582.N1	10-OCT-2007 23:33:23	Dark	41.500	65	Lam Vel	2.2040	4400.0	83	29342	No
268	GOM_NL__2PRFIN20071010_233622_000000422062_00230_29342_1583.N1	10-OCT-2007 23:36:22	Dark	41.500	34	Gam2Vel	1.7930	23000.	83	29342	No
269	GOM_NL__2PRFIN20071010_234030_000000442062_00231_29343_1577.N1	10-OCT-2007 23:40:30	Dark	43.500	161	Tau Pup	2.9310	4500.0	87	29343	No
270	GOM_NL__2PRFIN20071010_234153_000000612062_00231_29343_1578.N1	10-OCT-2007 23:41:53	Dark	61.000	2	Alp Car	-0.73600	7000.0	122	29343	No
271	GOM_NL__2PRFIN20071010_235016_000000392062_00231_29343_1579.N1	10-OCT-2007 23:50:16	Dark	38.500	143	Alp Hyi	2.8570	7200.0	77	29343	No
272	GOM_NL__2PRFIN20071010_235144_000000422062_00231_29343_1580.N1	10-OCT-2007 23:51:44	Dark	42.000	9	Alp Eri	0.45300	24000.	84	29343	No
273	GOM_NL__2PRFIN20071010_235652_000000392062_00231_29343_1581.N1	10-OCT-2007 23:56:52	Straylight	38.500	84	Alp Phe	2.3970	4500.0	77	29343	No

### 3. Quality information per product

In this section it is plotted some information contained in the Quality Summary data set of

the level 2 products. Only products in dark limb conditions and without errors (error flag in the MPH set to "0") are used.

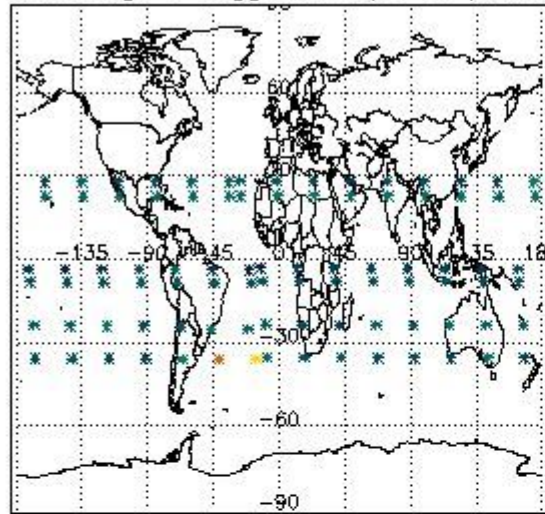
### 3.1 Plot quality information per product (time dependant)



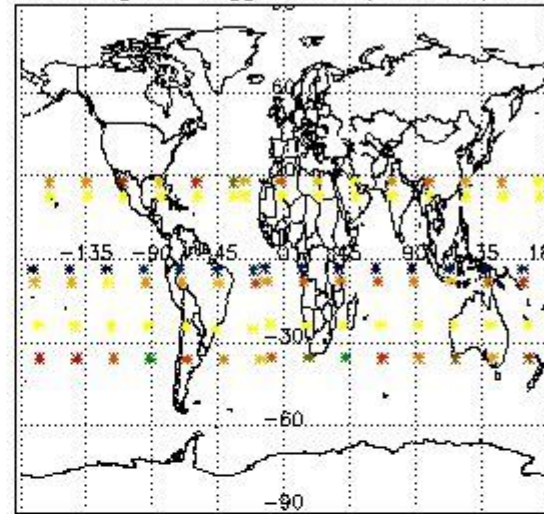
### 3.2 Plot quality information per product (world map)




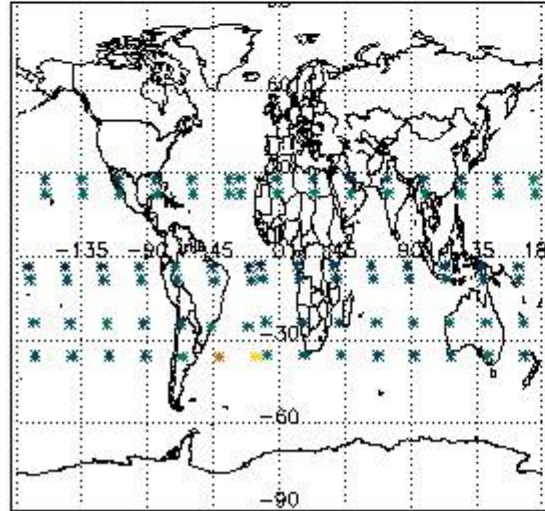
Percentage of flagged data per O3 profile



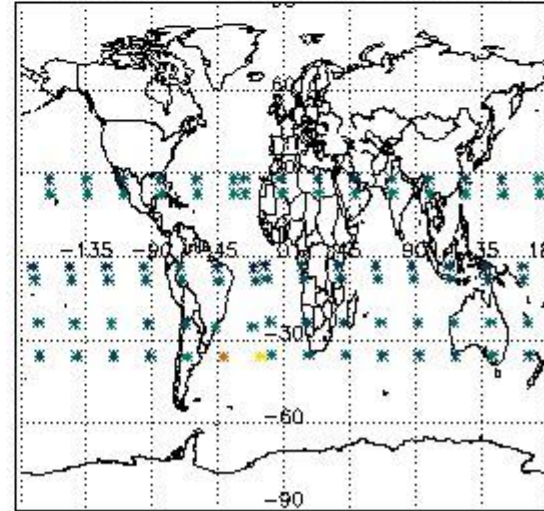
Percentage of flagged data per H2O profile



Percentage of flagged data per NO2 profile



Percentage of flagged data per NO3 profile



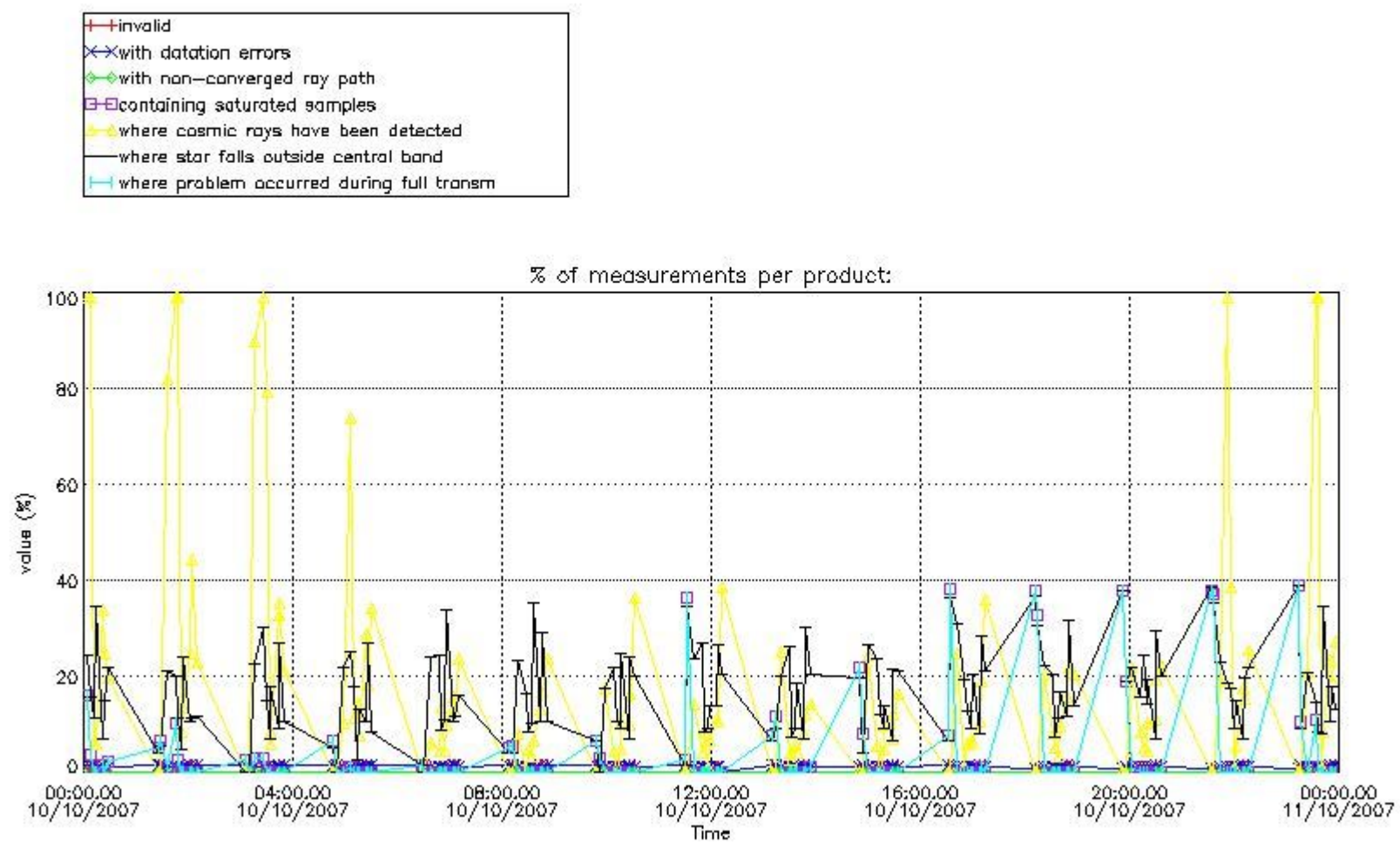
#### 4. Level 1 quality information per product

In this section it is plotted some information contained in the Quality Summary data set of the level 2 products that comes from the level 1b processing. Products without errors (error flag in the MPH set to "0") are used.

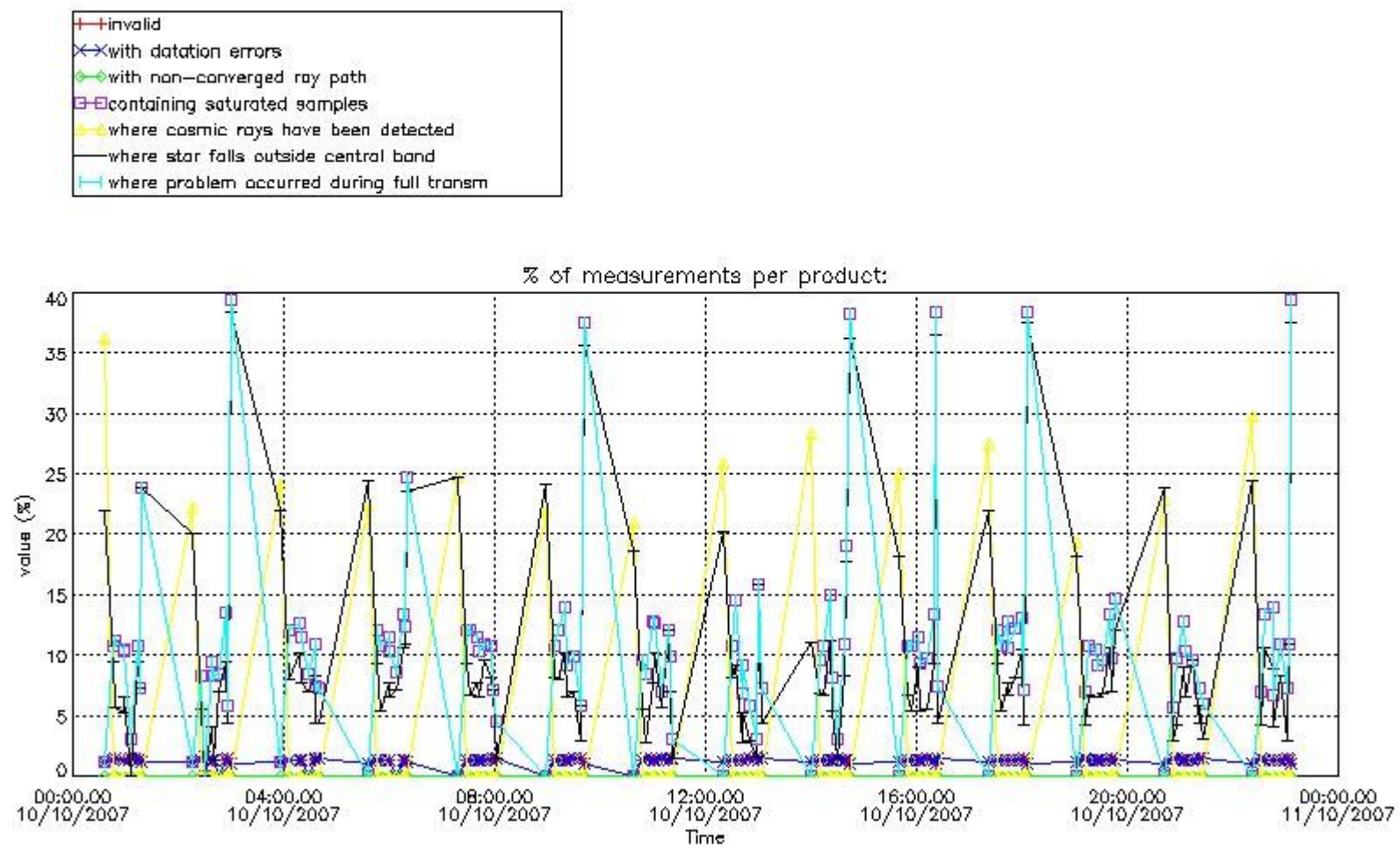
##### 4.1 Plot quality information per product (time dependant) coming from level 1b processing

###### 4.1.1 Plot level 1 quality information per product (time dependant): ENVISAT ASCENDING passes





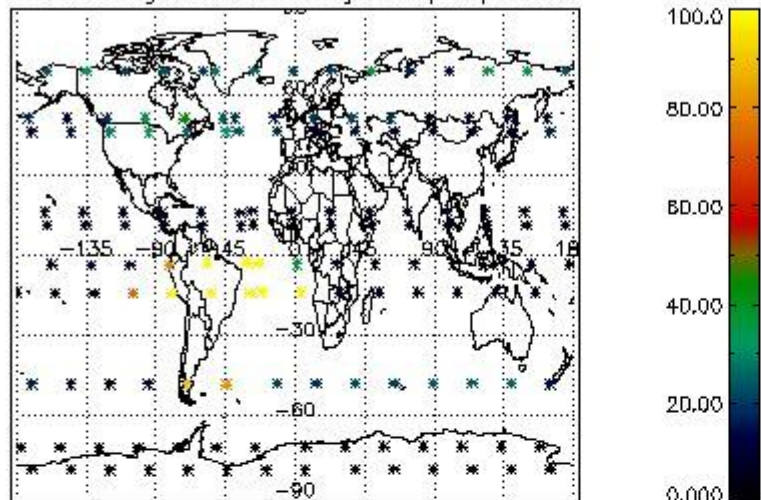
4.1.2 Plot level 1 quality information per product (time dependant): ENVI SAT DESCENDING passes



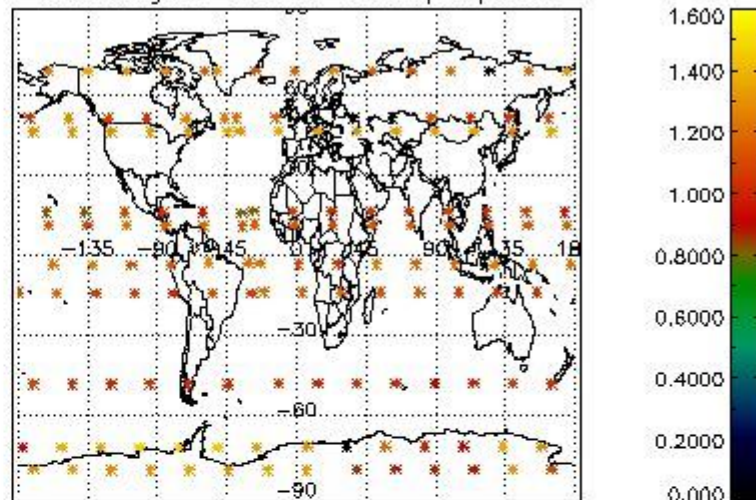
#### 4.2 Plot quality information per product coming from level 1b processing (world map)

##### 4.2.1 Plot level 1 quality information per product (world map): ENVISAT ASCENDING passes

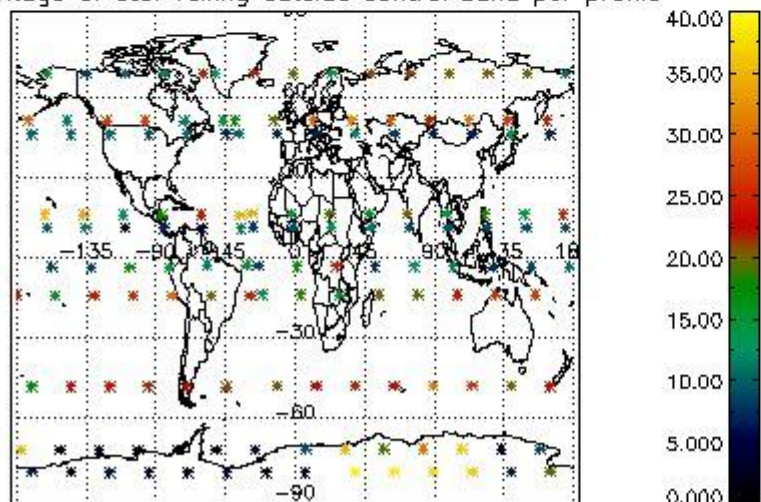
Percentage of cosmic ray hits per profile



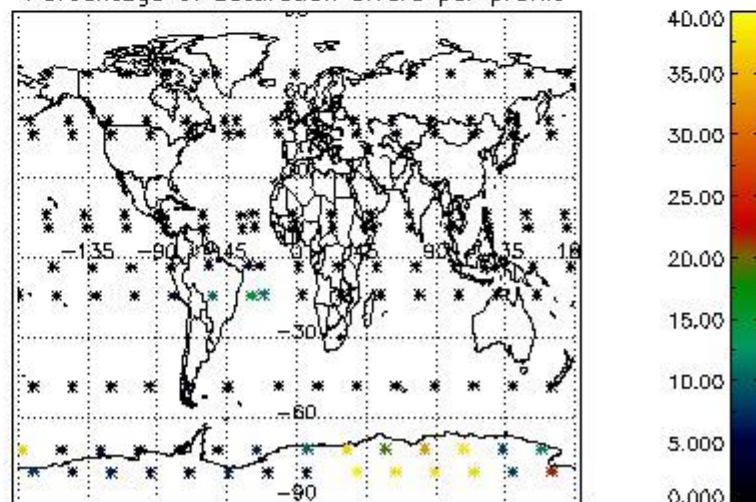
Percentage of datation errors per profile



Percentage of star falling outside central band per profile

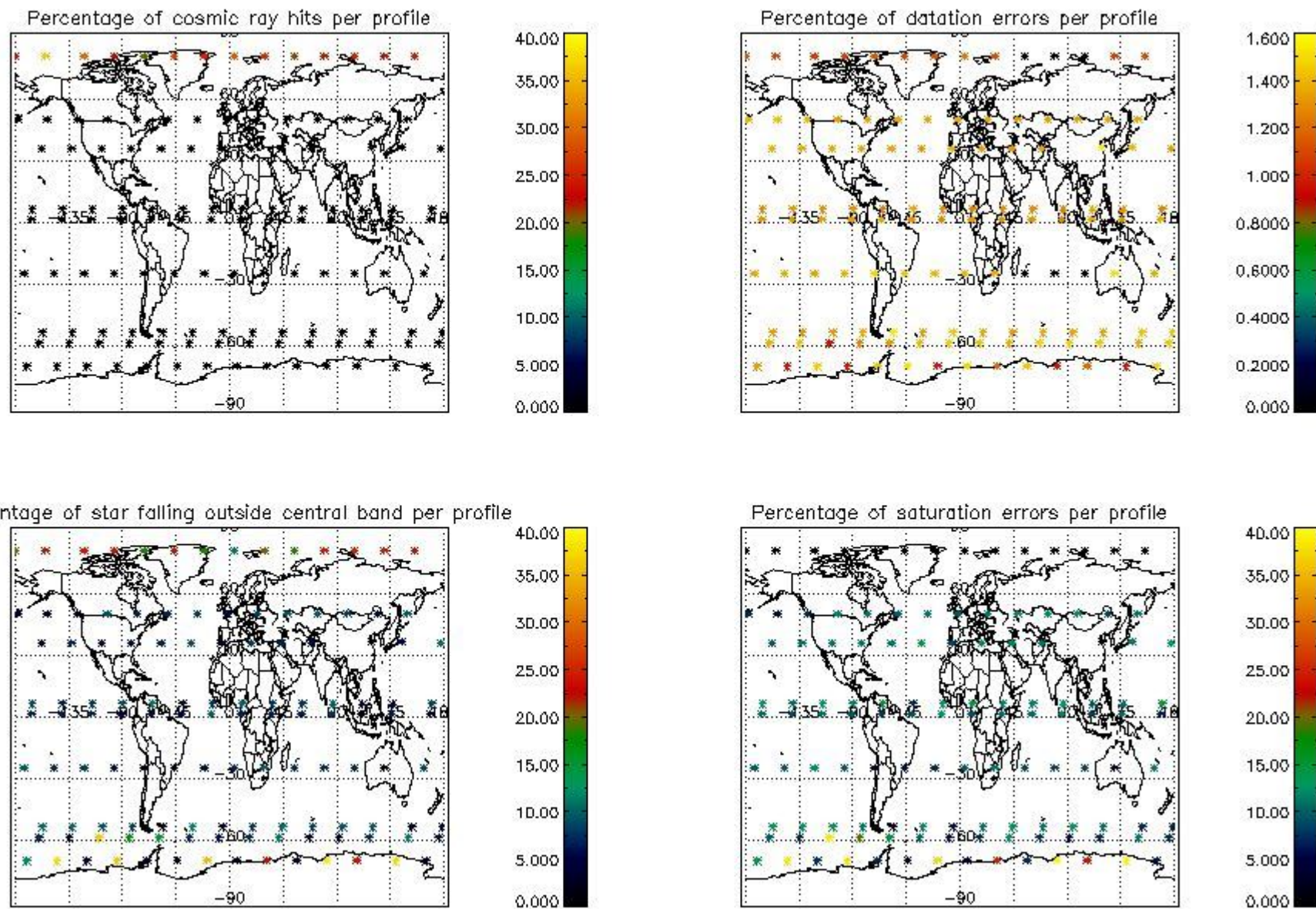


Percentage of saturation errors per profile



4.2.2 Plot level 1 quality information per product (world map): ENVISAT DESCENDING passes





## 5. Trace gas profiles

### 5.1 Ozone statistics based on quality of products

The final quality of the products can be "measured" using the STD (Standard Deviation) attached to every point profile. This information is written to the parameter GOM\_NL\_\_2P/NL\_LOCAL\_SPECIES\_DENSITY/o3\_std of the level 2 products. The table below shows the statistics for given STD ranges.

The statistics are given with respect to the overall valid production:

- Products without fatal errors: GOM\_NL\_\_2P/MPH/PRODUCT\_ERR=0
- Valid point profile: GOM\_NL\_\_2P/NL\_LOCAL\_SPECIES\_DENSITY/pcd(0)=0

The 'Criteria' is applied to valid points of dark limb products:

- Products in dark limb illumination condition: GOM\_NL\_\_2P/NL\_SUMMARY\_QUALITY/obs\_ill\_cond=0
- Products without fatal errors: GOM\_NL\_\_2P/MPH/PRODUCT\_ERR=0
- Valid point profile: GOM\_NL\_\_2P/NL\_LOCAL\_SPECIES\_DENSITY/pcd(0)=0

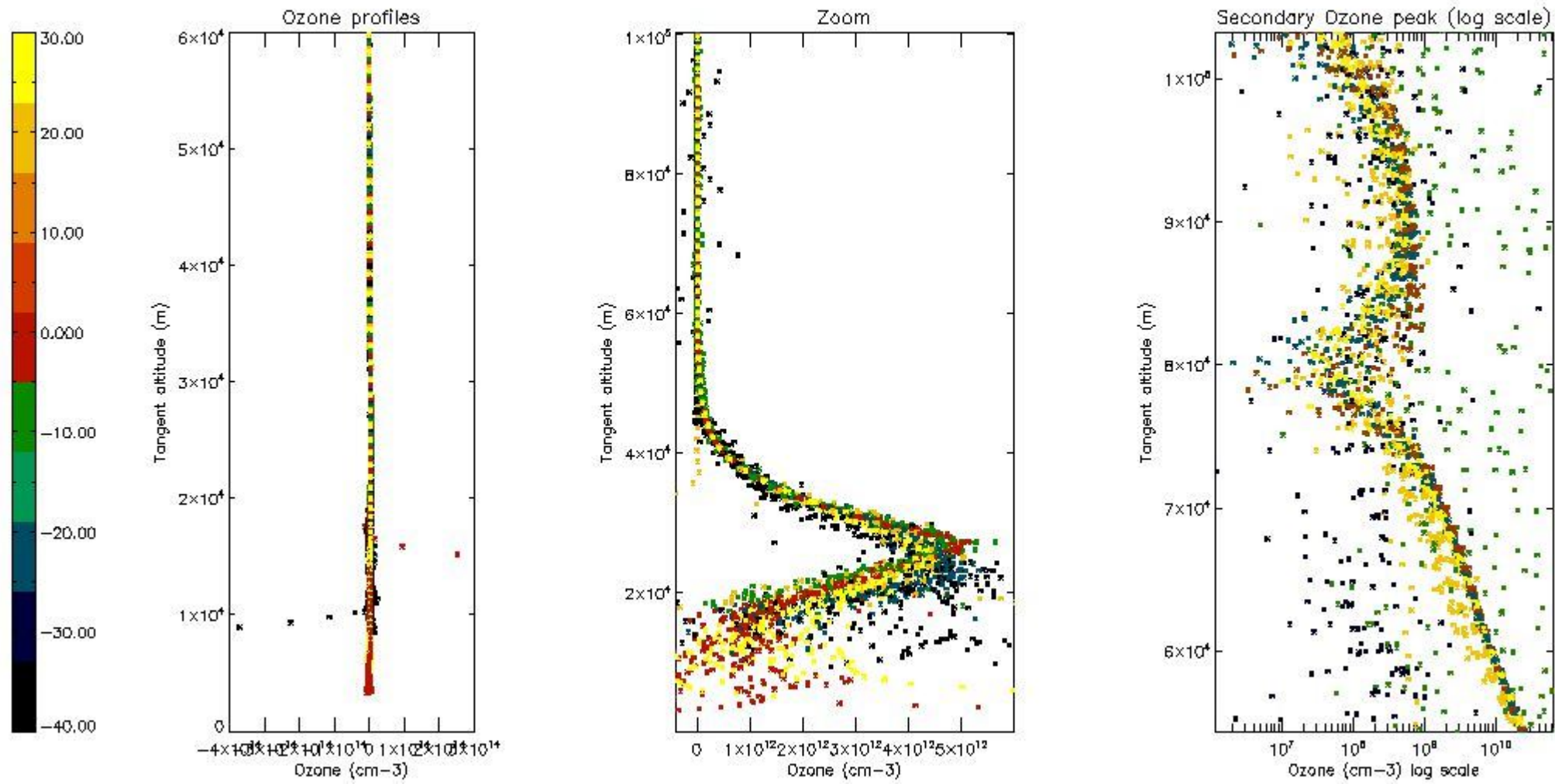
So, the table below shows the percentage of dark limb and valid observations for each criteria with respect to the overall valid daily observations.

Criteria	% of total production
All STD	36
STD < 20	19

STD < 10	14
STD < 5	11

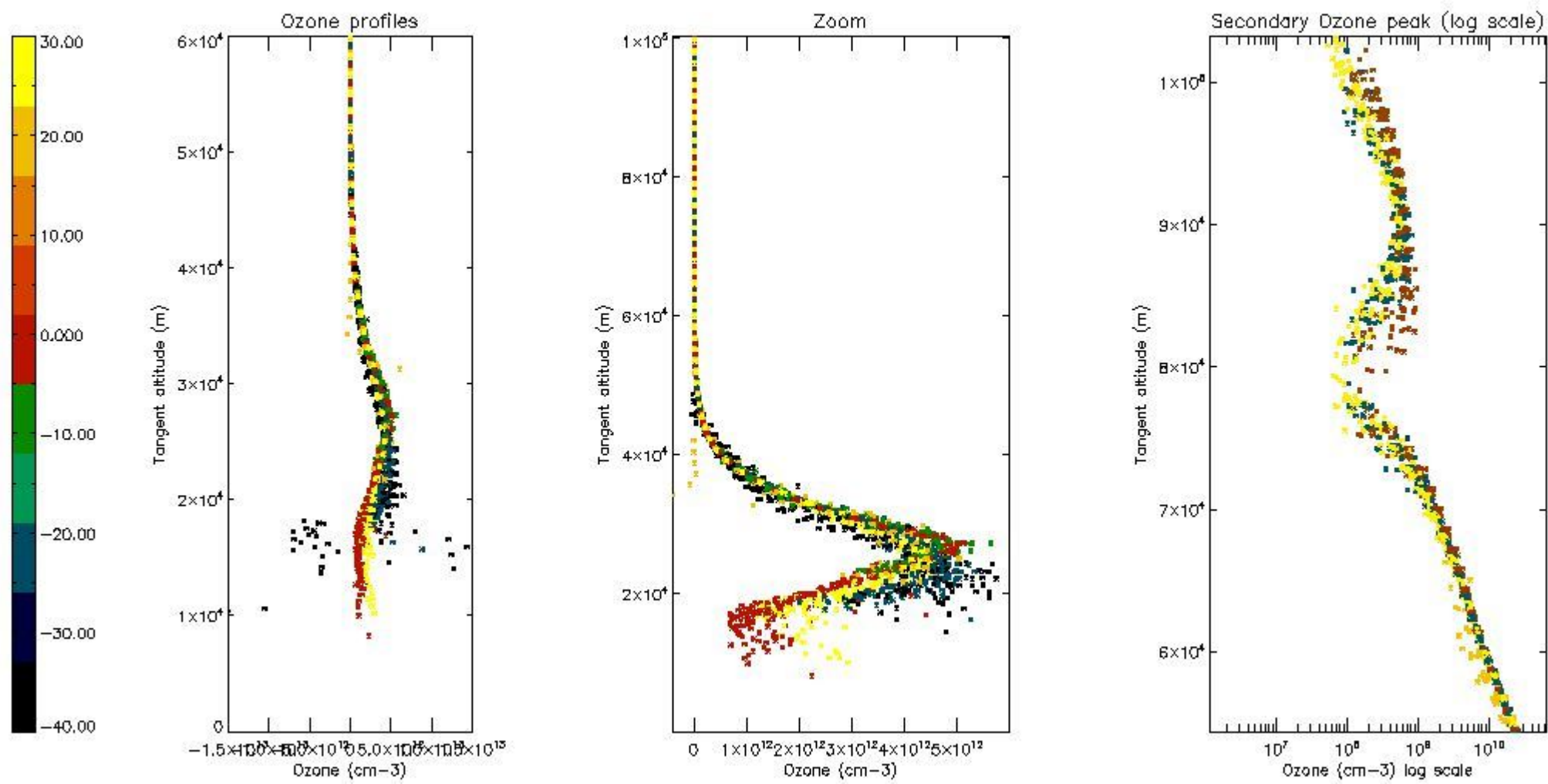
5.2 Plot ozone profiles for all STD (dark without errors)

The colorbar represents the latitude.



5.3 Plot ozone profiles where STD < 20% (dark without errors)

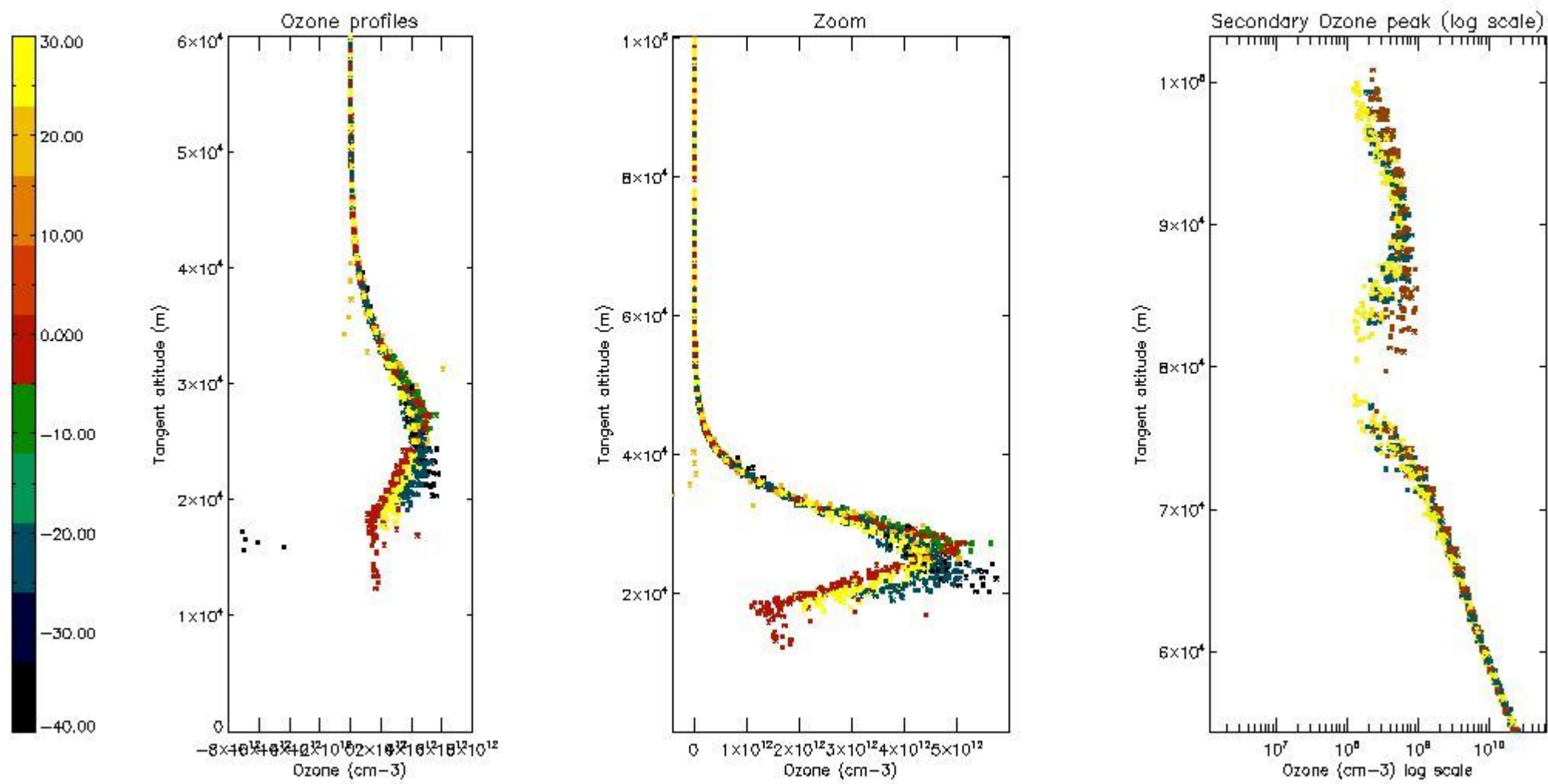
The colorbar represents the latitude.



*5.4 Plot ozone profiles where STD < 10% (dark without errors)*

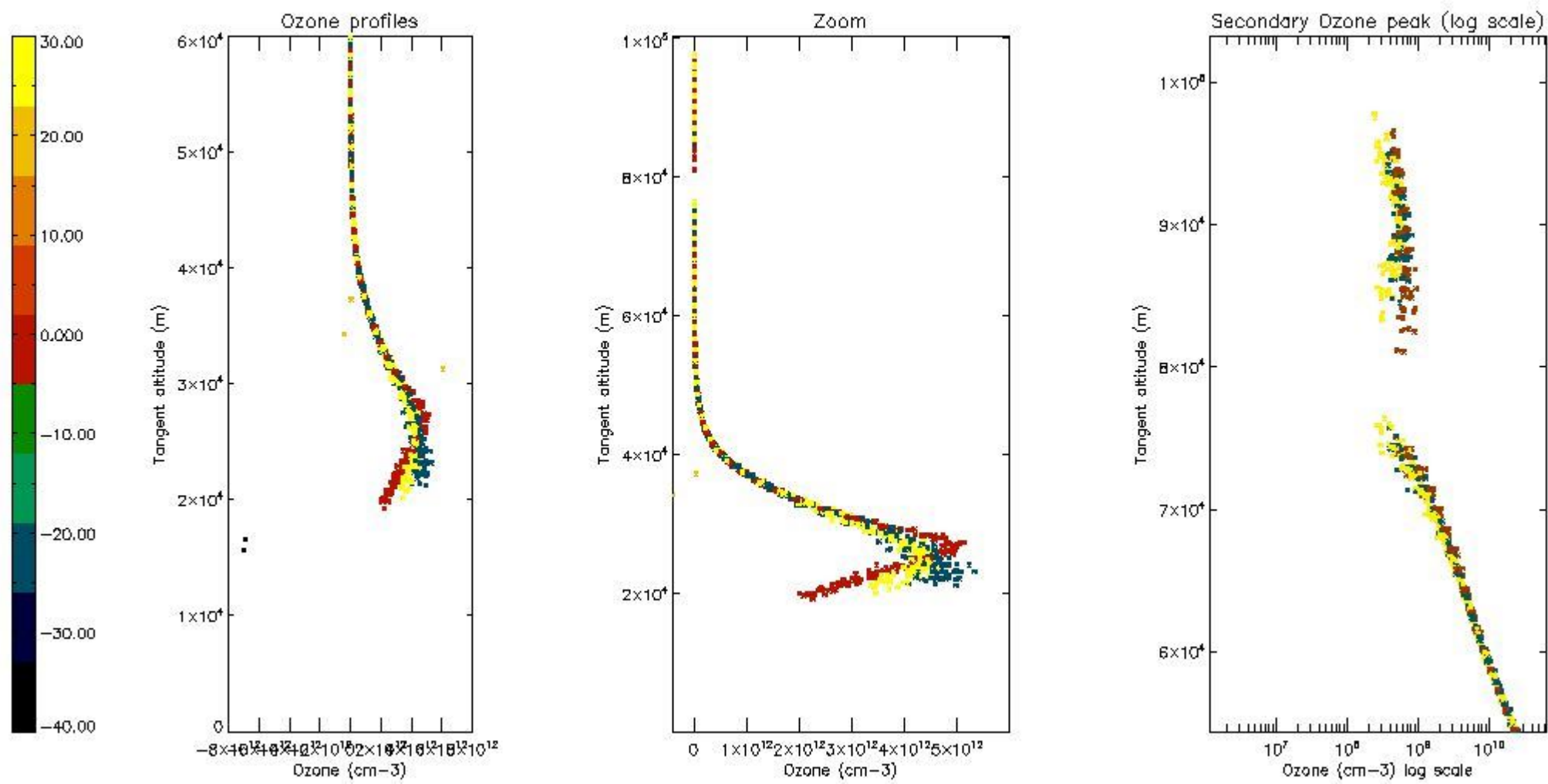
The colorbar represents the latitude.





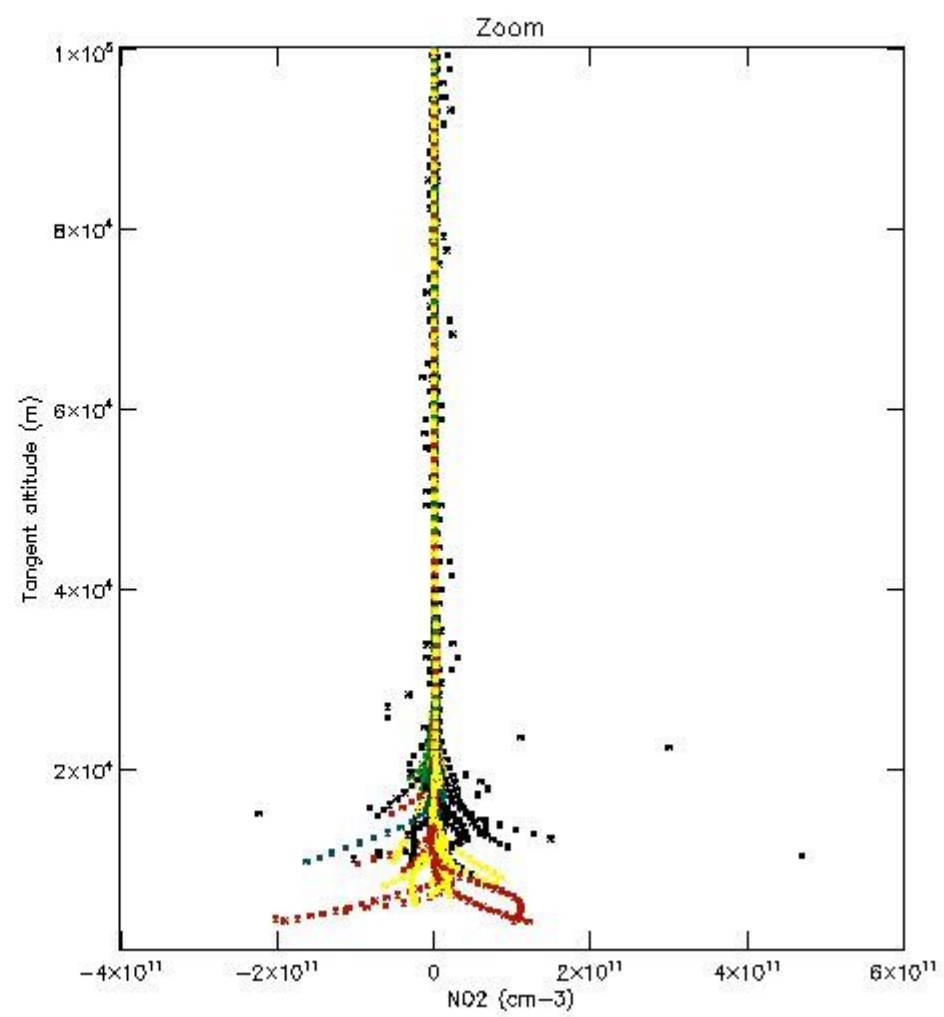
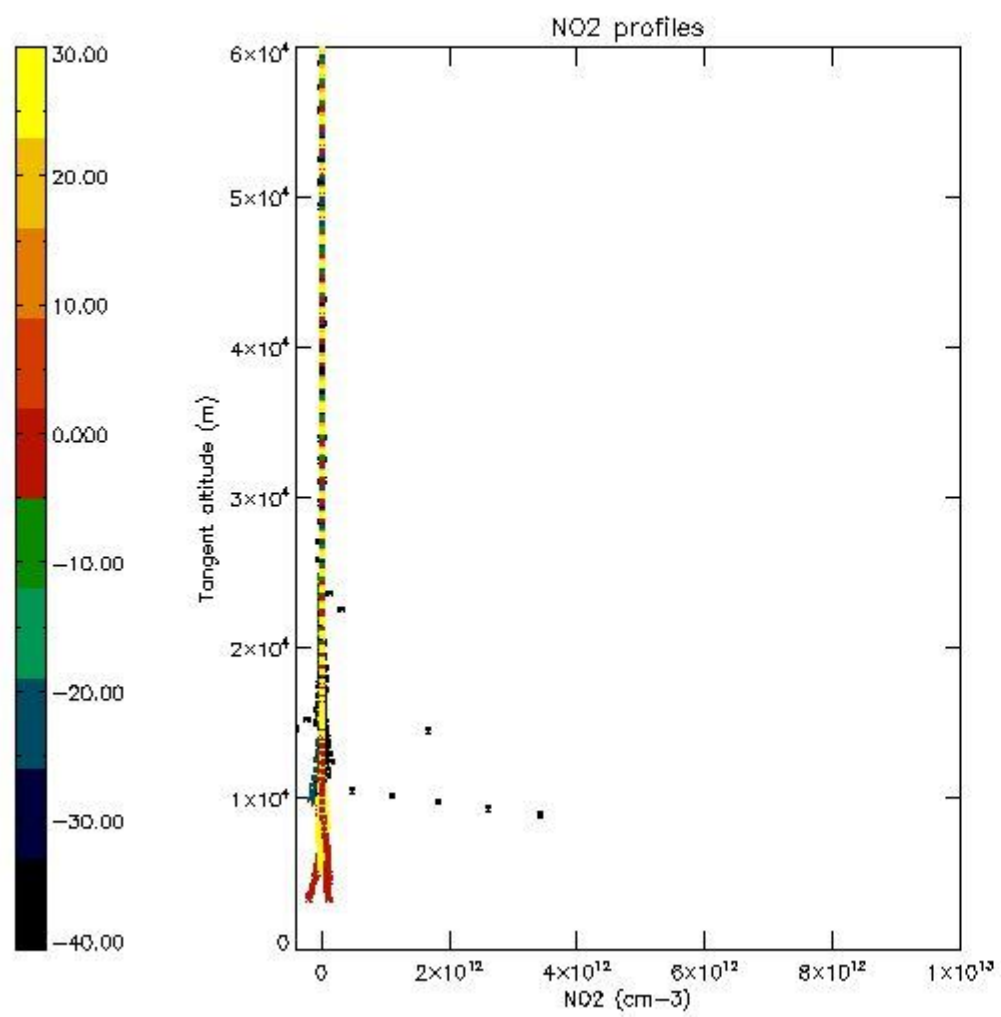
*5.5 Plot ozone profiles where STD < 5% (dark without errors)*

The colorbar represents the latitude.



*5.6 Plot NO<sub>2</sub> profiles for all STD (dark without errors)*

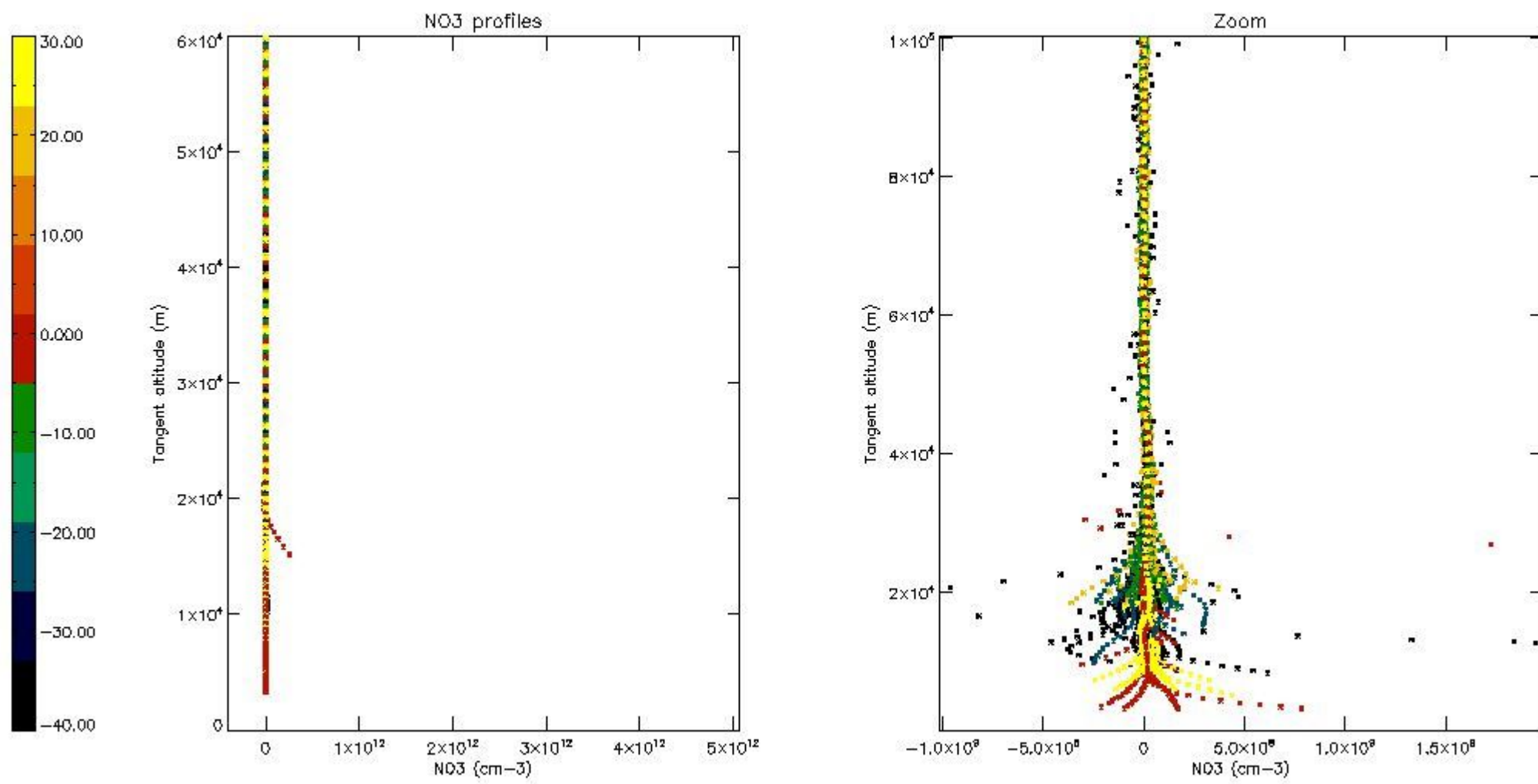
The colorbar represents the latitude.



*5.7 Plot NO3 profiles for all STD (dark without errors)*

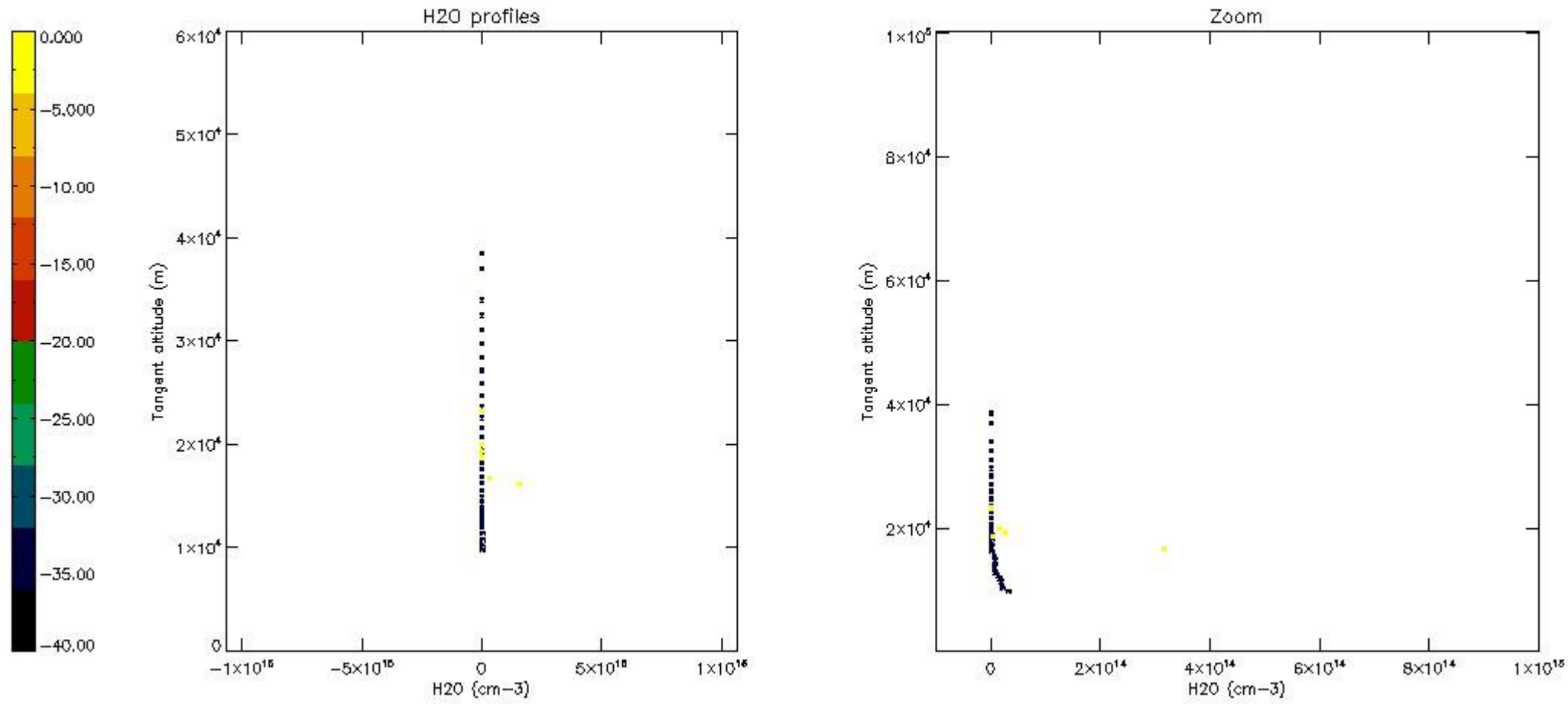
The colorbar represents the latitude.





5.8 Plot H<sub>2</sub>O profiles for all STD (only for occultations of stars 1,2,3,4,13,14,16,26,63 dark without errors)

The colorbar represents the latitude.



## 6. Auxiliary Data Files used for the production reported in section 2

The number reported in the third column indicates since which file (see list in section 2) the corresponding auxiliary file has been used. The fourth column is the date of those product files.

Type	Auxiliary Filename	Used since product	Used since product date
INST_PHYS_CHARACTERISTICS	GOM_INS_AXVIEC20091111_143220_20030716_120000_20500101_000000	1	10-OCT-2007 00:04:53
LEVEL-2_PROC_CONFIG	GOM_PR2_AXVIEC20091111_152718_20020301_000000_20500101_000000	1	10-OCT-2007 00:04:53
CROSS_SECTIONS_FILE	GOM_CRS_AXVIEC20091111_154832_20020301_000000_20500101_000000	1	10-OCT-2007 00:04:53

# GOMOS Level 2 Daily Report

## SUMMARY

### [1. General Info](#)

### [2. Summary of processed GOM\\_NL\\_2P products](#)

### [3. Level 2 Quality information per product](#)

#### [3.1 Plot of level 2 quality information per product \(time dependant\)](#)

#### [3.2 Plot of level 2 quality information per product \(world map\)](#)

### [4. Level 1 Quality information per product \(stored on level 2 products\)](#)

#### [4.1 Plot of level 1 quality information per product \(time dependant\)](#)

##### [4.1.1 Plot of level 1 quality information per product \(time dependant\): ASCENDING](#)

##### [4.1.2 Plot of level 1 quality information per product \(time dependant\): DESCENDING](#)

#### [4.2 Plot of level 1 quality information per product \(world map\)](#)

##### [4.2.1 Plot of level 1 quality information per product \(world map\): ASCENDING](#)

##### [4.2.2 Plot of level 1 quality information per product \(world map\): DESCENDING](#)

### [5. Ozone profiles based on quality statistics and other trace gas profiles](#)

#### [5.1 Ozone statistics based on quality of products](#)

#### [5.2 Plot ozone profiles for all STD \(dark without errors\)](#)

#### [5.3 Plot ozone profiles where STD < 20% \(dark without errors\)](#)

#### [5.4. Plot ozone profiles where STD < 10% \(dark without errors\)](#)

#### [5.5. Plot ozone profiles where STD < 5% \(dark without errors\)](#)

#### [5.6 Plot NO2 profiles for all STD \(dark without errors\)](#)

#### [5.7 Plot NO3 profiles for all STD \(dark without errors\)](#)

#### [5.8 Plot H2O profiles \(only for occultations of stars 1,2,3,4,13,14,16,26,63 dark without errors\) for all STD](#)

### [6. Auxiliary Data Files used for the production reported in section 2](#)



This report presents the daily analysis on parameters extracted from GOMOS level 2 data (GOM\_NL\_\_2P). It is intended to monitor some important parameters that will impact the quality of these products. A list of level 2 products (and content) that have arrived during the reporting day to the PCF is also given.

Item	Value
Time of report generation	23APR2013 07:19:48
Data source version	GOMOS/6.01
Start time of products	10-10-2007 (10OCT2007 00:00:00)
Stop time of products	11-10-2007 (11OCT2007 00:00:00)
Store outputs in DB	Yes
Nb of level 2 prods	273
Nb of prods with errors	1

## 2. Summary of processed GOM\_NL\_\_2P products.

Nr	Filename	UTC Start time	Limb	Duration	Star Id	Star Name	Star Mag	Star Temp	Nb Meas	Orbit	Prod. error
1	GOM_NL__2PRFIN20071010_000453_000000472062_00216_29328_1299.N1	10-OCT-2007 00:04:53	Dark	47.000	65	Lam Vel	2.2040	4400.0	94	29328	No
2	GOM_NL__2PRFIN20071010_000806_000000422062_00216_29328_1300.N1	10-OCT-2007 00:08:06	Dark	41.500	46	Del Vel	1.9540	10600.	83	29328	No
3	GOM_NL__2PRFIN20071010_001155_000000452062_00217_29329_1290.N1	10-OCT-2007 00:11:55	Dark	45.000	161	Tau Pup	2.9310	4500.0	90	29329	No
4	GOM_NL__2PRFIN20071010_001318_000000612062_00217_29329_1291.N1	10-OCT-2007 00:13:18	Dark	61.000	2	Alp Car	-0.73600	7000.0	122	29329	No
5	GOM_NL__2PRFIN20071010_002149_000000372062_00217_29329_1292.N1	10-OCT-2007 00:21:49	Dark	37.000	143	Alp Hyi	2.8570	7200.0	74	29329	No
6	GOM_NL__2PRFIN20071010_002316_000000412062_00217_29329_1293.N1	10-OCT-2007 00:23:16	Dark	40.500	9	Alp Eri	0.45300	24000.	81	29329	No
7	GOM_NL__2PRFIN20071010_002825_000000442062_00217_29329_1294.N1	10-OCT-2007 00:28:25	Straylight	43.500	84	Alp Phe	2.3970	4500.0	87	29329	No
8	GOM_NL__2PRFIN20071010_003507_000000462062_00217_29329_1295.N1	10-OCT-2007 00:35:07	Straylight	45.500	52	16Bet Cet	2.0370	4500.0	91	29329	No
9	GOM_NL__2PRFIN20071010_004501_000000372062_00217_29329_1296.N1	10-OCT-2007 00:45:01	Bright	37.000	140	88Gam Peg	2.8340	26000.	74	29329	No
10	GOM_NL__2PRFIN20071010_004847_000000362062_00217_29329_1297.N1	10-OCT-2007 00:48:47	Bright	35.500	93	53Bet Peg	2.5200	3100.0	71	29329	No
11	GOM_NL__2PRFIN20071010_005719_000000382062_00217_29329_1298.N1	10-OCT-2007 00:57:19	Bright	38.000	68	18Alp Cas	2.2250	4500.0	76	29329	No
12	GOM_NL__2PRFIN20071010_005843_000000392062_00217_29329_1299.N1	10-OCT-2007 00:58:43	Bright	38.500	76	27Gam Cas	2.3000	30000.	77	29329	No
13	GOM_NL__2PRFIN20071010_010600_000000332062_00217_29329_1300.N1	10-OCT-2007 01:06:00	Bright	33.000	49	1Alp UMi	1.9900	6300.0	66	29329	No
14	GOM_NL__2PRFIN20071010_011409_000000372062_00217_29329_1301.N1	10-OCT-2007 01:14:09	Bright	37.000	36	50Alp UMa	1.8000	6300.0	74	29329	No
15	GOM_NL__2PRFIN20071010_011541_000000352062_00217_29329_1302.N1	10-OCT-2007 01:15:41	Bright	34.500	82	48Bet UMa	2.3650	10600.	69	29329	No
16	GOM_NL__2PRFIN20071010_011859_000000422062_00217_29329_1303.N1	10-OCT-2007 01:18:59	Bright	42.000	174	52Psi UMa	3.0040	4400.0	84	29329	No
17	GOM_NL__2PRFIN20071010_012546_000000382062_00217_29329_1304.N1	10-OCT-2007 01:25:46	Bright	38.000	166	17Eps Leo	2.9800	6000.0	76	29329	No
18	GOM_NL__2PRFIN20071010_012855_000000382062_00217_29329_1305.N1	10-OCT-2007 01:28:55	Bright	37.500	22	32Alp Leo	1.3600	15200.	75	29329	No
19	GOM_NL__2PRFIN20071010_013552_000000502062_00217_29329_1306.N1	10-OCT-2007 01:35:52	Twilight	49.500	48	30Alp Hya	1.9770	4100.0	99	29329	No
20	GOM_NL__2PRFIN20071010_014529_000000452062_00217_29329_1307.N1	10-OCT-2007 01:45:29	Dark	45.000	65	Lam Vel	2.2040	4400.0	90	29329	No
21	GOM_NL__2PRFIN20071010_014842_000000402062_00217_29329_1308.N1	10-OCT-2007 01:48:42	Dark	39.500	46	Del Vel	1.9540	10600.	79	29329	No
22	GOM_NL__2PRFIN20071010_015232_000000422062_00218_29330_1298.N1	10-OCT-2007 01:52:32	Dark	42.000	161	Tau Pup	2.9310	4500.0	84	29330	No
23	GOM_NL__2PRFIN20071010_015355_000000522062_00218_29330_1299.N1	10-OCT-2007 01:53:55	Dark	52.000	2	Alp Car	-0.73600	7000.0	104	29330	No
24	GOM_NL__2PRFIN20071010_020225_000000392062_00218_29330_1300.N1	10-OCT-2007 02:02:25	Dark	38.500	143	Alp Hyi	2.8570	7200.0	77	29330	No
25	GOM_NL__2PRFIN20071010_020352_000000402062_00218_29330_1301.N1	10-OCT-2007 02:03:52	Dark	39.500	9	Alp Eri	0.45300	24000.	79	29330	No
26	GOM_NL__2PRFIN20071010_020902_000000392062_00218_29330_1302.N1	10-OCT-2007 02:09:02	Straylight	39.000	84	Alp Phe	2.3970	4500.0	78	29330	No
27	GOM_NL__2PRFIN20071010_021543_000000452062_00218_29330_1303.N1	10-OCT-2007 02:15:43	Straylight	45.000	52	16Bet Cet	2.0370	4500.0	90	29330	No
28	GOM_NL__2PRFIN20071010_022537_000000372062_00218_29330_1304.N1	10-OCT-2007 02:25:37	Bright	36.500	140	88Gam Peg	2.8340	26000.	73	29330	No
29	GOM_NL__2PRFIN20071010_022923_000000322062_00218_29330_1305.N1	10-OCT-2007 02:29:23	Bright	32.000	93	53Bet Peg	2.5200	3100.0	64	29330	No
30	GOM_NL__2PRFIN20071010_023755_000000372062_00218_29330_1306.N1	10-OCT-2007 02:37:55	Bright	37.000	68	18Alp Cas	2.2250	4500.0	74	29330	No
31	GOM_NL__2PRFIN20071010_023919_000000372062_00218_29330_1307.N1	10-OCT-2007 02:39:19	Bright	36.500	76	27Gam Cas	2.3000	30000.	73	29330	No
32	GOM_NL__2PRFIN20071010_024636_000000362062_00218_29330_1308.N1	10-OCT-2007 02:46:36	Bright	35.500	49	1Alp UMi	1.9900	6300.0	71	29330	No
33	GOM_NL__2PRFIN20071010_025445_000000372062_00218_29330_1309.N1	10-OCT-2007 02:54:45	Bright	37.000	36	50Alp UMa	1.8000	6300.0	74	29330	No
34	GOM_NL__2PRFIN20071010_025617_000000342062_00218_29330_1310.N1	10-OCT-2007 02:56:17	Bright	34.000	82	48Bet UMa	2.3650	10600.	68	29330	No
35	GOM_NL__2PRFIN20071010_025935_000000522062_00218_29330_1311.N1	10-OCT-2007 02:59:35	Bright	52.000	174	52Psi UMa	3.0040	4400.0	104	29330	No
36	GOM_NL__2PRFIN20071010_030622_000000372062_00218_29330_1312.N1	10-OCT-2007 03:06:22	Bright	37.000	166	17Eps Leo	2.9800	6000.0	74	29330	No
37	GOM_NL__2PRFIN20071010_030932_000000352062_00218_29330_1313.N1	10-OCT-2007 03:09:32	Bright	34.500	22	32Alp Leo	1.3600	15200.	69	29330	No
38	GOM_NL__2PRFIN20071010_031628_000000492062_00218_29330_1314.N1	10-OCT-2007 03:16:28	Twilight	49.000	48	30Alp Hya	1.9770	4100.0	98	29330	No
39	GOM_NL__2PRFIN20071010_032606_000000502062_00218_29330_1315.N1	10-OCT-2007 03:26:06	Dark	50.000	65	Lam Vel	2.2040	4400.0	100	29330	No
40	GOM_NL__2PRFIN20071010_032903_000000442062_00218_29330_1316.N1	10-OCT-2007 03:29:03	Dark	43.500	34	Gam2Vel	1.7930	23000.	87	29330	No
41	GOM_NL__2PRFIN20071010_033309_000000432062_00219_29331_1305.N1	10-OCT-2007 03:33:09	Dark	42.500	161	Tau Pup	2.9310	4500.0	85	29331	No
42	GOM_NL__2PRFIN20071010_033432_000000482062_00219_29331_1306.N1	10-OCT-2007 03:34:32	Dark	48.000	2	Alp Car	-0.73600	7000.0	96	29331	No

43	GOM_NL__2PRFIN20071010_034301_000000382062_00219_29331_1307.N1	10-OCT-2007 03:43:01	Dark	38.000	143	Alp Hyi	2.8570	7200.0	76	29331	No
44	GOM_NL__2PRFIN20071010_034429_000000482062_00219_29331_1308.N1	10-OCT-2007 03:44:29	Dark	48.000	9	Alp Eri	0.45300	24000.	96	29331	No
45	GOM_NL__2PRFIN20071010_034938_000000382062_00219_29331_1309.N1	10-OCT-2007 03:49:38	Straylight	38.000	84	Alp Phe	2.3970	4500.0	76	29331	No
46	GOM_NL__2PRFIN20071010_035620_000000462062_00219_29331_1310.N1	10-OCT-2007 03:56:20	Straylight	45.500	52	16Bet Cet	2.0370	4500.0	91	29331	No
47	GOM_NL__2PRFIN20071010_040613_000000382062_00219_29331_1311.N1	10-OCT-2007 04:06:13	Bright	37.500	140	88Gam Peg	2.8340	26000.	75	29331	No
48	GOM_NL__2PRFIN20071010_041019_000000162062_00219_29331_1312.N1	10-OCT-2007 04:10:19	Dark	16.000	93	53Bet Peg	2.5200	3100.0	32	29331	Yes
49	GOM_NL__2PRFIN20071010_041831_000000402062_00219_29331_1313.N1	10-OCT-2007 04:18:31	Bright	39.500	68	18Alp Cas	2.2250	4500.0	79	29331	No
50	GOM_NL__2PRFIN20071010_041955_000000392062_00219_29331_1314.N1	10-OCT-2007 04:19:55	Bright	39.000	76	27Gam Cas	2.3000	30000.	78	29331	No
51	GOM_NL__2PRFIN20071010_042712_000000362062_00219_29331_1315.N1	10-OCT-2007 04:27:12	Bright	35.500	49	1Alp UMi	1.9900	6300.0	71	29331	No
52	GOM_NL__2PRFIN20071010_043521_000000372062_00219_29331_1316.N1	10-OCT-2007 04:35:21	Bright	36.500	36	50Alp UMa	1.8000	6300.0	73	29331	No
53	GOM_NL__2PRFIN20071010_043653_000000342062_00219_29331_1317.N1	10-OCT-2007 04:36:53	Bright	34.000	82	48Bet UMa	2.3650	10600.	68	29331	No
54	GOM_NL__2PRFIN20071010_044012_000000352062_00219_29331_1318.N1	10-OCT-2007 04:40:12	Bright	34.500	174	52Psi UMa	3.0040	4400.0	69	29331	No
55	GOM_NL__2PRFIN20071010_044658_000000392062_00219_29331_1319.N1	10-OCT-2007 04:46:58	Bright	39.000	166	17Eps Leo	2.9800	6000.0	78	29331	No
56	GOM_NL__2PRFIN20071010_045008_000000342062_00219_29331_1320.N1	10-OCT-2007 04:50:08	Bright	33.500	22	32Alp Leo	1.3600	15200.	67	29331	No
57	GOM_NL__2PRFIN20071010_045705_000000492062_00219_29331_1321.N1	10-OCT-2007 04:57:05	Twilight	48.500	48	30Alp Hya	1.9770	4100.0	97	29331	No
58	GOM_NL__2PRFIN20071010_050643_000000482062_00219_29331_1322.N1	10-OCT-2007 05:06:43	Dark	47.500	65	Lam Vel	2.2040	4400.0	95	29331	No
59	GOM_NL__2PRFIN20071010_050939_000000452062_00219_29331_1323.N1	10-OCT-2007 05:09:39	Dark	45.000	34	Gam2Vel	1.7930	23000.	90	29331	No
60	GOM_NL__2PRFIN20071010_051345_000000412062_00220_29332_1309.N1	10-OCT-2007 05:13:45	Dark	41.000	161	Tau Pup	2.9310	4500.0	82	29332	No
61	GOM_NL__2PRFIN20071010_051509_000000462062_00220_29332_1310.N1	10-OCT-2007 05:15:09	Dark	45.500	2	Alp Car	-0.73600	7000.0	91	29332	No
62	GOM_NL__2PRFIN20071010_052338_000000392062_00220_29332_1311.N1	10-OCT-2007 05:23:38	Dark	38.500	143	Alp Hyi	2.8570	7200.0	77	29332	No
63	GOM_NL__2PRFIN20071010_052505_000000472062_00220_29332_1312.N1	10-OCT-2007 05:25:05	Dark	46.500	9	Alp Eri	0.45300	24000.	93	29332	No
64	GOM_NL__2PRFIN20071010_053014_000000372062_00220_29332_1313.N1	10-OCT-2007 05:30:14	Straylight	36.500	84	Alp Phe	2.3970	4500.0	73	29332	No
65	GOM_NL__2PRFIN20071010_053656_000000472062_00220_29332_1314.N1	10-OCT-2007 05:36:56	Straylight	47.000	52	16Bet Cet	2.0370	4500.0	94	29332	No
66	GOM_NL__2PRFIN20071010_054649_000000382062_00220_29332_1315.N1	10-OCT-2007 05:46:49	Bright	37.500	140	88Gam Peg	2.8340	26000.	75	29332	No
67	GOM_NL__2PRFIN20071010_055051_000000372062_00220_29332_1316.N1	10-OCT-2007 05:50:51	Bright	37.000	58	21Alp And	2.0730	11000.	74	29332	No
68	GOM_NL__2PRFIN20071010_055906_000000392062_00220_29332_1317.N1	10-OCT-2007 05:59:06	Bright	39.000	68	18Alp Cas	2.2250	4500.0	78	29332	No
69	GOM_NL__2PRFIN20071010_060030_000000392062_00220_29332_1318.N1	10-OCT-2007 06:00:30	Bright	38.500	76	27Gam Cas	2.3000	30000.	77	29332	No
70	GOM_NL__2PRFIN20071010_060748_000000352062_00220_29332_1319.N1	10-OCT-2007 06:07:48	Bright	35.000	49	1Alp UMi	1.9900	6300.0	70	29332	No
71	GOM_NL__2PRFIN20071010_061557_000000382062_00220_29332_1320.N1	10-OCT-2007 06:15:57	Bright	37.500	36	50Alp UMa	1.8000	6300.0	75	29332	No
72	GOM_NL__2PRFIN20071010_061729_000000372062_00220_29332_1321.N1	10-OCT-2007 06:17:29	Bright	36.500	82	48Bet UMa	2.3650	10600.	73	29332	No
73	GOM_NL__2PRFIN20071010_062048_000000432062_00220_29332_1322.N1	10-OCT-2007 06:20:48	Bright	42.500	174	52Psi UMa	3.0040	4400.0	85	29332	No
74	GOM_NL__2PRFIN20071010_062735_000000372062_00220_29332_1323.N1	10-OCT-2007 06:27:35	Bright	37.000	166	17Eps Leo	2.9800	6000.0	74	29332	No
75	GOM_NL__2PRFIN20071010_063044_000000342062_00220_29332_1324.N1	10-OCT-2007 06:30:44	Bright	34.000	22	32Alp Leo	1.3600	15200.	68	29332	No
76	GOM_NL__2PRFIN20071010_063741_000000502062_00220_29332_1325.N1	10-OCT-2007 06:37:41	Twilight	50.000	48	30Alp Hya	1.9770	4100.0	100	29332	No
77	GOM_NL__2PRFIN20071010_064719_000000472062_00220_29332_1326.N1	10-OCT-2007 06:47:19	Dark	47.000	65	Lam Vel	2.2040	4400.0	94	29332	No
78	GOM_NL__2PRFIN20071010_065016_000000412062_00220_29332_1327.N1	10-OCT-2007 06:50:16	Dark	40.500	34	Gam2Vel	1.7930	23000.	81	29332	No
79	GOM_NL__2PRFIN20071010_065422_000000462062_00221_29333_1331.N1	10-OCT-2007 06:54:22	Dark	45.500	161	Tau Pup	2.9310	4500.0	91	29333	No
80	GOM_NL__2PRFIN20071010_065546_000000612062_00221_29333_1332.N1	10-OCT-2007 06:55:46	Dark	60.500	2	Alp Car	-0.73600	7000.0	121	29333	No
81	GOM_NL__2PRFIN20071010_070414_000000392062_00221_29333_1333.N1	10-OCT-2007 07:04:14	Dark	38.500	143	Alp Hyi	2.8570	7200.0	77	29333	No
82	GOM_NL__2PRFIN20071010_070541_000000392062_00221_29333_1334.N1	10-OCT-2007 07:05:41	Dark	39.000	9	Alp Eri	0.45300	24000.	78	29333	No
83	GOM_NL__2PRFIN20071010_071050_000000412062_00221_29333_1335.N1	10-OCT-2007 07:10:50	Straylight	40.500	84	Alp Phe	2.3970	4500.0	81	29333	No
84	GOM_NL__2PRFIN20071010_071732_000000472062_00221_29333_1336.N1	10-OCT-2007 07:17:32	Straylight	46.500	52	16Bet Cet	2.0370	4500.0	93	29333	No
85	GOM_NL__2PRFIN20071010_072725_000000382062_00221_29333_1337.N1	10-OCT-2007 07:27:25	Bright	37.500	140	88Gam Peg	2.8340	26000.	75	29333	No
86	GOM_NL__2PRFIN20071010_073127_000000382062_00221_29333_1338.N1	10-OCT-2007 07:31:27	Bright	37.500	58	21Alp And	2.0730	11000.	75	29333	No
87	GOM_NL__2PRFIN20071010_073942_000000392062_00221_29333_1339.N1	10-OCT-2007 07:39:42	Bright	39.000	68	18Alp Cas	2.2250	4500.0	78	29333	No
88	GOM_NL__2PRFIN20071010_074106_000000392062_00221_29333_1340.N1	10-OCT-2007 07:41:06	Bright	38.500	76	27Gam Cas	2.3000	30000.	77	29333	No
89	GOM_NL__2PRFIN20071010_074824_000000372062_00221_29333_1341.N1	10-OCT-2007 07:48:24	Bright	36.500	49	1Alp UMi	1.9900	6300.0	73	29333	No
90	GOM_NL__2PRFIN20071010_075633_000000372062_00221_29333_1342.N1	10-OCT-2007 07:56:33	Bright	37.000	36	50Alp UMa	1.8000	6300.0	74	29333	No
91	GOM_NL__2PRFIN20071010_075805_000000352062_00221_29333_1343.N1	10-OCT-2007 07:58:05	Bright	35.000	82	48Bet UMa	2.3650	10600.	70	29333	No
92	GOM_NL__2PRFIN20071010_080124_000000342062_00221_29333_1344.N1	10-OCT-2007 08:01:24	Bright	33.500	174	52Psi UMa	3.0040	4400.0	67	29333	No
93	GOM_NL__2PRFIN20071010_080811_000000392062_00221_29333_1345.N1	10-OCT-2007 08:08:11	Bright	38.500	166	17Eps Leo	2.9800	6000.0	77	29333	No
94	GOM_NL__2PRFIN20071010_081120_000000372062_00221_29333_1346.N1	10-OCT-2007 08:11:20	Bright	37.000	22	32Alp Leo	1.3600	15200.	74	29333	No
95	GOM_NL__2PRFIN20071010_081818_000000502062_00221_29333_1347.N1	10-OCT-2007 08:18:18	Twilight	49.500	48	30Alp Hya	1.9770	4100.0	99	29333	No
96	GOM_NL__2PRFIN20071010_082756_000000432062_00221_29333_1348.N1	10-OCT-2007 08:27:56	Dark	42.500	65	Lam Vel	2.2040	4400.0	85	29333	No
97	GOM_NL__2PRFIN20071010_083053_000000412062_00221_29333_1349.N1	10-OCT-2007 08:30:53	Dark	41.000	34	Gam2Vel	1.7930	23000.	82	29333	No
98	GOM_NL__2PRFIN20071010_083459_000000442062_00222_29334_1340.N1	10-OCT-2007 08:34:59	Dark	44.000	161	Tau Pup	2.9310	4500.0	88	29334	No
99	GOM_NL__2PRFIN20071010_083622_000000612062_00222_29334_1341.N1	10-OCT-2007 08:36:22	Dark	61.000	2	Alp Car	-0.73600	7000.0	122	29334	No
100	GOM_NL__2PRFIN20071010_084450_000000392062_00222_29334_1342.N1	10-OCT-2007 08:44:50	Dark	38.500	143	Alp Hyi	2.8570	7200.0	77	29334	No
101	GOM_NL__2PRFIN20071010_084618_000000482062_00222_29334_1343.N1	10-OCT-2007 08:46:18	Dark	48.000	9	Alp Eri	0.45300	24000.	96	29334	No

102	GOM_NL__2PRFIN20071010_085126_000000382062_00222_29334_1344.N1	10-OCT-2007 08:51:26	Straylight	38.000	84	Alp Phe	2.3970	4500.0	76	29334	No
103	GOM_NL__2PRFIN20071010_085808_000000462062_00222_29334_1345.N1	10-OCT-2007 08:58:08	Straylight	45.500	52	16Bet Cet	2.0370	4500.0	91	29334	No
104	GOM_NL__2PRFIN20071010_090801_000000372062_00222_29334_1346.N1	10-OCT-2007 09:08:01	Bright	37.000	140	88Gam Peg	2.8340	26000.	74	29334	No
105	GOM_NL__2PRFIN20071010_091202_000000382062_00222_29334_1347.N1	10-OCT-2007 09:12:02	Bright	37.500	58	21Alp And	2.0730	11000.	75	29334	No
106	GOM_NL__2PRFIN20071010_092018_000000402062_00222_29334_1348.N1	10-OCT-2007 09:20:18	Bright	39.500	68	18Alp Cas	2.2250	4500.0	79	29334	No
107	GOM_NL__2PRFIN20071010_092142_000000382062_00222_29334_1349.N1	10-OCT-2007 09:21:42	Bright	38.000	76	27Gam Cas	2.3000	30000.	76	29334	No
108	GOM_NL__2PRFIN20071010_092900_000000362062_00222_29334_1350.N1	10-OCT-2007 09:29:00	Bright	35.500	49	1Alp UMi	1.9900	6300.0	71	29334	No
109	GOM_NL__2PRFIN20071010_093709_000000352062_00222_29334_1351.N1	10-OCT-2007 09:37:09	Bright	34.500	36	50Alp UMa	1.8000	6300.0	69	29334	No
110	GOM_NL__2PRFIN20071010_093841_000000352062_00222_29334_1352.N1	10-OCT-2007 09:38:41	Bright	34.500	82	48Bet UMa	2.3650	10600.	69	29334	No
111	GOM_NL__2PRFIN20071010_094200_000000522062_00222_29334_1353.N1	10-OCT-2007 09:42:00	Bright	52.000	174	52Psi UMa	3.0040	4400.0	104	29334	No
112	GOM_NL__2PRFIN20071010_094847_000000392062_00222_29334_1354.N1	10-OCT-2007 09:48:47	Bright	39.000	166	17Eps Leo	2.9800	6000.0	78	29334	No
113	GOM_NL__2PRFIN20071010_095157_000000362062_00222_29334_1355.N1	10-OCT-2007 09:51:57	Bright	36.000	22	32Alp Leo	1.3600	15200.	72	29334	No
114	GOM_NL__2PRFIN20071010_095854_000000462062_00222_29334_1356.N1	10-OCT-2007 09:58:54	Twilight	46.000	48	30Alp Hya	1.9770	4100.0	92	29334	No
115	GOM_NL__2PRFIN20071010_100832_000000462062_00222_29334_1357.N1	10-OCT-2007 10:08:32	Dark	45.500	65	Lam Vel	2.2040	4400.0	91	29334	No
116	GOM_NL__2PRFIN20071010_101129_000000422062_00222_29334_1358.N1	10-OCT-2007 10:11:29	Dark	42.000	34	Gam2Vel	1.7930	23000.	84	29334	No
117	GOM_NL__2PRFIN20071010_101536_000000442062_00223_29335_1349.N1	10-OCT-2007 10:15:36	Dark	43.500	161	Tau Pup	2.9310	4500.0	87	29335	No
118	GOM_NL__2PRFIN20071010_101659_000000532062_00223_29335_1350.N1	10-OCT-2007 10:16:59	Dark	52.500	2	Alp Car	-0.73600	7000.0	105	29335	No
119	GOM_NL__2PRFIN20071010_102527_000000372062_00223_29335_1351.N1	10-OCT-2007 10:25:27	Dark	37.000	143	Alp Hyi	2.8570	7200.0	74	29335	No
120	GOM_NL__2PRFIN20071010_102654_000000462062_00223_29335_1352.N1	10-OCT-2007 10:26:54	Dark	45.500	9	Alp Eri	0.45300	24000.	91	29335	No
121	GOM_NL__2PRFIN20071010_103203_000000432062_00223_29335_1353.N1	10-OCT-2007 10:32:03	Straylight	42.500	84	Alp Phe	2.3970	4500.0	85	29335	No
122	GOM_NL__2PRFIN20071010_103844_000000432062_00223_29335_1354.N1	10-OCT-2007 10:38:44	Straylight	43.000	52	16Bet Cet	2.0370	4500.0	86	29335	No
123	GOM_NL__2PRFIN20071010_104837_000000372062_00223_29335_1355.N1	10-OCT-2007 10:48:37	Bright	36.500	140	88Gam Peg	2.8340	26000.	73	29335	No
124	GOM_NL__2PRFIN20071010_105238_000000362062_00223_29335_1356.N1	10-OCT-2007 10:52:38	Bright	35.500	58	21Alp And	2.0730	11000.	71	29335	No
125	GOM_NL__2PRFIN20071010_110053_000000392062_00223_29335_1357.N1	10-OCT-2007 11:00:53	Bright	39.000	68	18Alp Cas	2.2250	4500.0	78	29335	No
126	GOM_NL__2PRFIN20071010_110217_000000402062_00223_29335_1358.N1	10-OCT-2007 11:02:17	Bright	39.500	76	27Gam Cas	2.3000	30000.	79	29335	No
127	GOM_NL__2PRFIN20071010_110936_000000362062_00223_29335_1359.N1	10-OCT-2007 11:09:36	Bright	35.500	49	1Alp UMi	1.9900	6300.0	71	29335	No
128	GOM_NL__2PRFIN20071010_111745_000000382062_00223_29335_1360.N1	10-OCT-2007 11:17:45	Bright	37.500	36	50Alp UMa	1.8000	6300.0	75	29335	No
129	GOM_NL__2PRFIN20071010_111917_000000362062_00223_29335_1361.N1	10-OCT-2007 11:19:17	Bright	35.500	82	48Bet UMa	2.3650	10600.	71	29335	No
130	GOM_NL__2PRFIN20071010_112236_000000332062_00223_29335_1362.N1	10-OCT-2007 11:22:36	Bright	33.000	174	52Psi UMa	3.0040	4400.0	66	29335	No
131	GOM_NL__2PRFIN20071010_112923_000000382062_00223_29335_1363.N1	10-OCT-2007 11:29:23	Bright	37.500	166	17Eps Leo	2.9800	6000.0	75	29335	No
132	GOM_NL__2PRFIN20071010_113233_000000552062_00223_29335_1364.N1	10-OCT-2007 11:32:33	Bright	55.000	22	32Alp Leo	1.3600	15200.	110	29335	No
133	GOM_NL__2PRFIN20071010_113931_000000492062_00223_29335_1365.N1	10-OCT-2007 11:39:31	Twilight	49.000	48	30Alp Hya	1.9770	4100.0	98	29335	No
134	GOM_NL__2PRFIN20071010_114908_000000492062_00223_29335_1366.N1	10-OCT-2007 11:49:08	Dark	48.500	65	Lam Vel	2.2040	4400.0	97	29335	No
135	GOM_NL__2PRFIN20071010_115206_000000412062_00223_29335_1367.N1	10-OCT-2007 11:52:06	Dark	41.000	34	Gam2Vel	1.7930	23000.	82	29335	No
136	GOM_NL__2PRFIN20071010_115612_000000442062_00224_29336_1354.N1	10-OCT-2007 11:56:12	Dark	44.000	161	Tau Pup	2.9310	4500.0	88	29336	No
137	GOM_NL__2PRFIN20071010_115736_000000472062_00224_29336_1355.N1	10-OCT-2007 11:57:36	Dark	46.500	2	Alp Car	-0.73600	7000.0	93	29336	No
138	GOM_NL__2PRFIN20071010_120603_000000402062_00224_29336_1356.N1	10-OCT-2007 12:06:03	Dark	39.500	143	Alp Hyi	2.8570	7200.0	79	29336	No
139	GOM_NL__2PRFIN20071010_120730_000000472062_00224_29336_1357.N1	10-OCT-2007 12:07:30	Dark	47.000	9	Alp Eri	0.45300	24000.	94	29336	No
140	GOM_NL__2PRFIN20071010_121239_000000422062_00224_29336_1358.N1	10-OCT-2007 12:12:39	Straylight	41.500	84	Alp Phe	2.3970	4500.0	83	29336	No
141	GOM_NL__2PRFIN20071010_121920_000000452062_00224_29336_1359.N1	10-OCT-2007 12:19:20	Straylight	44.500	52	16Bet Cet	2.0370	4500.0	89	29336	No
142	GOM_NL__2PRFIN20071010_122912_000000372062_00224_29336_1360.N1	10-OCT-2007 12:29:12	Bright	37.000	140	88Gam Peg	2.8340	26000.	74	29336	No
143	GOM_NL__2PRFIN20071010_123314_000000382062_00224_29336_1361.N1	10-OCT-2007 12:33:14	Bright	38.000	58	21Alp And	2.0730	11000.	76	29336	No
144	GOM_NL__2PRFIN20071010_124129_000000372062_00224_29336_1362.N1	10-OCT-2007 12:41:29	Bright	36.500	68	18Alp Cas	2.2250	4500.0	73	29336	No
145	GOM_NL__2PRFIN20071010_124253_000000382062_00224_29336_1363.N1	10-OCT-2007 12:42:53	Bright	38.000	76	27Gam Cas	2.3000	30000.	76	29336	No
146	GOM_NL__2PRFIN20071010_125011_000000352062_00224_29336_1364.N1	10-OCT-2007 12:50:11	Bright	34.500	49	1Alp UMi	1.9900	6300.0	69	29336	No
147	GOM_NL__2PRFIN20071010_125821_000000332062_00224_29336_1365.N1	10-OCT-2007 12:58:21	Bright	32.500	36	50Alp UMa	1.8000	6300.0	65	29336	No
148	GOM_NL__2PRFIN20071010_125953_000000382062_00224_29336_1366.N1	10-OCT-2007 12:59:53	Bright	38.000	82	48Bet UMa	2.3650	10600.	76	29336	No
149	GOM_NL__2PRFIN20071010_130312_000000352062_00224_29336_1367.N1	10-OCT-2007 13:03:12	Bright	34.500	174	52Psi UMa	3.0040	4400.0	69	29336	No
150	GOM_NL__2PRFIN20071010_130959_000000392062_00224_29336_1368.N1	10-OCT-2007 13:09:59	Bright	39.000	166	17Eps Leo	2.9800	6000.0	78	29336	No
151	GOM_NL__2PRFIN20071010_131309_000000392062_00224_29336_1369.N1	10-OCT-2007 13:13:09	Bright	39.000	22	32Alp Leo	1.3600	15200.	78	29336	No
152	GOM_NL__2PRFIN20071010_132007_000000482062_00224_29336_1370.N1	10-OCT-2007 13:20:07	Twilight	47.500	48	30Alp Hya	1.9770	4100.0	95	29336	No
153	GOM_NL__2PRFIN20071010_132945_000000482062_00224_29336_1371.N1	10-OCT-2007 13:29:45	Dark	48.000	65	Lam Vel	2.2040	4400.0	96	29336	No
154	GOM_NL__2PRFIN20071010_133242_000000412062_00224_29336_1372.N1	10-OCT-2007 13:32:42	Dark	40.500	34	Gam2Vel	1.7930	23000.	81	29336	No
155	GOM_NL__2PRFIN20071010_133649_000000442062_00225_29337_1481.N1	10-OCT-2007 13:36:49	Dark	44.000	161	Tau Pup	2.9310	4500.0	88	29337	No
156	GOM_NL__2PRFIN20071010_133812_000000492062_00225_29337_1482.N1	10-OCT-2007 13:38:12	Dark	49.000	2	Alp Car	-0.73600	7000.0	98	29337	No
157	GOM_NL__2PRFIN20071010_134639_000000372062_00225_29337_1483.N1	10-OCT-2007 13:46:39	Dark	37.000	143	Alp Hyi	2.8570	7200.0	74	29337	No
158	GOM_NL__2PRFIN20071010_134806_000000502062_00225_29337_1484.N1	10-OCT-2007 13:48:06	Dark	49.500	9	Alp Eri	0.45300	24000.	99	29337	No
159	GOM_NL__2PRFIN20071010_135315_000000422062_00225_29337_1485.N1	10-OCT-2007 13:53:15	Straylight	42.000	84	Alp Phe	2.3970	4500.0	84	29337	No
160	GOM_NL__2PRFIN20071010_135956_000000412062_00225_29337_1486.N1	10-OCT-2007 13:59:56	Straylight	40.500	52	16Bet Cet	2.0370	4500.0	81	29337	No



161	GOM_NL__2PRFIN20071010_140948_000000372062_00225_29337_1487.N1	10-OCT-2007 14:09:48	Bright	36.500	140	88Gam Peg	2.8340	26000.	73	29337	No
162	GOM_NL__2PRFIN20071010_141350_000000372062_00225_29337_1488.N1	10-OCT-2007 14:13:50	Bright	37.000	58	21Alp And	2.0730	11000.	74	29337	No
163	GOM_NL__2PRFIN20071010_142205_000000402062_00225_29337_1489.N1	10-OCT-2007 14:22:05	Bright	40.000	68	18Alp Cas	2.2250	4500.0	80	29337	No
164	GOM_NL__2PRFIN20071010_142329_000000372062_00225_29337_1490.N1	10-OCT-2007 14:23:29	Bright	37.000	76	27Gam Cas	2.3000	30000.	74	29337	No
165	GOM_NL__2PRFIN20071010_143047_000000342062_00225_29337_1491.N1	10-OCT-2007 14:30:47	Bright	33.500	49	1Alp UMi	1.9900	6300.0	67	29337	No
166	GOM_NL__2PRFIN20071010_143857_000000372062_00225_29337_1492.N1	10-OCT-2007 14:38:57	Bright	36.500	36	50Alp UMa	1.8000	6300.0	73	29337	No
167	GOM_NL__2PRFIN20071010_144029_000000402062_00225_29337_1493.N1	10-OCT-2007 14:40:29	Bright	39.500	82	48Bet UMa	2.3650	10600.	79	29337	No
168	GOM_NL__2PRFIN20071010_144348_000000512062_00225_29337_1494.N1	10-OCT-2007 14:43:48	Bright	51.000	174	52Psi UMa	3.0040	4400.0	102	29337	No
169	GOM_NL__2PRFIN20071010_145035_000000462062_00225_29337_1495.N1	10-OCT-2007 14:50:35	Bright	45.500	166	17Eps Leo	2.9800	6000.0	91	29337	No
170	GOM_NL__2PRFIN20071010_145345_000000372062_00225_29337_1496.N1	10-OCT-2007 14:53:45	Bright	37.000	22	32Alp Leo	1.3600	15200.	74	29337	No
171	GOM_NL__2PRFIN20071010_150043_000000512062_00225_29337_1497.N1	10-OCT-2007 15:00:43	Twilight	51.000	48	30Alp Hya	1.9770	4100.0	102	29337	No
172	GOM_NL__2PRFIN20071010_151021_000000472062_00225_29337_1498.N1	10-OCT-2007 15:10:21	Dark	46.500	65	Lam Vel	2.2040	4400.0	93	29337	No
173	GOM_NL__2PRFIN20071010_151319_000000422062_00225_29337_1499.N1	10-OCT-2007 15:13:19	Dark	42.000	34	Gam2Vel	1.7930	23000.	84	29337	No
174	GOM_NL__2PRFIN20071010_151726_000000442062_00226_29338_1486.N1	10-OCT-2007 15:17:26	Dark	43.500	161	Tau Pup	2.9310	4500.0	87	29338	No
175	GOM_NL__2PRFIN20071010_151849_000000472062_00226_29338_1487.N1	10-OCT-2007 15:18:49	Dark	46.500	2	Alp Car	-0.73600	7000.0	93	29338	No
176	GOM_NL__2PRFIN20071010_152715_000000382062_00226_29338_1488.N1	10-OCT-2007 15:27:15	Dark	37.500	143	Alp Hyi	2.8570	7200.0	75	29338	No
177	GOM_NL__2PRFIN20071010_152843_000000442062_00226_29338_1489.N1	10-OCT-2007 15:28:43	Dark	44.000	9	Alp Eri	0.45300	24000.	88	29338	No
178	GOM_NL__2PRFIN20071010_153351_000000432062_00226_29338_1490.N1	10-OCT-2007 15:33:51	Straylight	43.000	84	Alp Phe	2.3970	4500.0	86	29338	No
179	GOM_NL__2PRFIN20071010_154032_000000442062_00226_29338_1491.N1	10-OCT-2007 15:40:32	Straylight	44.000	52	16Bet Cet	2.0370	4500.0	88	29338	No
180	GOM_NL__2PRFIN20071010_155024_000000372062_00226_29338_1492.N1	10-OCT-2007 15:50:24	Bright	37.000	140	88Gam Peg	2.8340	26000.	74	29338	No
181	GOM_NL__2PRFIN20071010_155425_000000372062_00226_29338_1493.N1	10-OCT-2007 15:54:25	Bright	37.000	58	21Alp And	2.0730	11000.	74	29338	No
182	GOM_NL__2PRFIN20071010_160240_000000392062_00226_29338_1494.N1	10-OCT-2007 16:02:40	Bright	39.000	68	18Alp Cas	2.2250	4500.0	78	29338	No
183	GOM_NL__2PRFIN20071010_160404_000000382062_00226_29338_1495.N1	10-OCT-2007 16:04:04	Bright	37.500	76	27Gam Cas	2.3000	30000.	75	29338	No
184	GOM_NL__2PRFIN20071010_161123_000000362062_00226_29338_1496.N1	10-OCT-2007 16:11:23	Bright	36.000	49	1Alp UMi	1.9900	6300.0	72	29338	No
185	GOM_NL__2PRFIN20071010_161933_000000382062_00226_29338_1497.N1	10-OCT-2007 16:19:33	Bright	37.500	36	50Alp UMa	1.8000	6300.0	75	29338	No
186	GOM_NL__2PRFIN20071010_162105_000000522062_00226_29338_1498.N1	10-OCT-2007 16:21:05	Bright	52.000	82	48Bet UMa	2.3650	10600.	104	29338	No
187	GOM_NL__2PRFIN20071010_162424_000000342062_00226_29338_1499.N1	10-OCT-2007 16:24:24	Bright	34.000	174	52Psi UMa	3.0040	4400.0	68	29338	No
188	GOM_NL__2PRFIN20071010_163112_000000392062_00226_29338_1500.N1	10-OCT-2007 16:31:12	Bright	38.500	166	17Eps Leo	2.9800	6000.0	77	29338	No
189	GOM_NL__2PRFIN20071010_163422_000000552062_00226_29338_1501.N1	10-OCT-2007 16:34:22	Bright	55.000	22	32Alp Leo	1.3600	15200.	110	29338	No
190	GOM_NL__2PRFIN20071010_164120_000000552062_00226_29338_1502.N1	10-OCT-2007 16:41:20	Twilight	55.000	48	30Alp Hya	1.9770	4100.0	110	29338	No
191	GOM_NL__2PRFIN20071010_165058_000000442062_00226_29338_1503.N1	10-OCT-2007 16:50:58	Dark	44.000	65	Lam Vel	2.2040	4400.0	88	29338	No
192	GOM_NL__2PRFIN20071010_165356_000000432062_00226_29338_1504.N1	10-OCT-2007 16:53:56	Dark	43.000	34	Gam2Vel	1.7930	23000.	86	29338	No
193	GOM_NL__2PRFIN20071010_165803_000000442062_00227_29339_1494.N1	10-OCT-2007 16:58:03	Dark	43.500	161	Tau Pup	2.9310	4500.0	87	29339	No
194	GOM_NL__2PRFIN20071010_165926_000000502062_00227_29339_1495.N1	10-OCT-2007 16:59:26	Dark	49.500	2	Alp Car	-0.73600	7000.0	99	29339	No
195	GOM_NL__2PRFIN20071010_170752_000000382062_00227_29339_1496.N1	10-OCT-2007 17:07:52	Dark	37.500	143	Alp Hyi	2.8570	7200.0	75	29339	No
196	GOM_NL__2PRFIN20071010_170919_000000482062_00227_29339_1497.N1	10-OCT-2007 17:09:19	Dark	47.500	9	Alp Eri	0.45300	24000.	95	29339	No
197	GOM_NL__2PRFIN20071010_171427_000000432062_00227_29339_1498.N1	10-OCT-2007 17:14:27	Straylight	43.000	84	Alp Phe	2.3970	4500.0	86	29339	No
198	GOM_NL__2PRFIN20071010_172108_000000462062_00227_29339_1499.N1	10-OCT-2007 17:21:08	Straylight	45.500	52	16Bet Cet	2.0370	4500.0	91	29339	No
199	GOM_NL__2PRFIN20071010_173100_000000382062_00227_29339_1500.N1	10-OCT-2007 17:31:00	Bright	37.500	140	88Gam Peg	2.8340	26000.	75	29339	No
200	GOM_NL__2PRFIN20071010_173501_000000372062_00227_29339_1501.N1	10-OCT-2007 17:35:01	Bright	37.000	58	21Alp And	2.0730	11000.	74	29339	No
201	GOM_NL__2PRFIN20071010_174316_000000392062_00227_29339_1502.N1	10-OCT-2007 17:43:16	Bright	39.000	68	18Alp Cas	2.2250	4500.0	78	29339	No
202	GOM_NL__2PRFIN20071010_174440_000000382062_00227_29339_1503.N1	10-OCT-2007 17:44:40	Bright	37.500	76	27Gam Cas	2.3000	30000.	75	29339	No
203	GOM_NL__2PRFIN20071010_175159_000000372062_00227_29339_1504.N1	10-OCT-2007 17:51:59	Bright	37.000	49	1Alp UMi	1.9900	6300.0	74	29339	No
204	GOM_NL__2PRFIN20071010_180009_000000382062_00227_29339_1505.N1	10-OCT-2007 18:00:09	Bright	38.000	36	50Alp UMa	1.8000	6300.0	76	29339	No
205	GOM_NL__2PRFIN20071010_180141_000000352062_00227_29339_1506.N1	10-OCT-2007 18:01:41	Bright	35.000	82	48Bet UMa	2.3650	10600.	70	29339	No
206	GOM_NL__2PRFIN20071010_180500_000000522062_00227_29339_1507.N1	10-OCT-2007 18:05:00	Bright	52.000	174	52Psi UMa	3.0040	4400.0	104	29339	No
207	GOM_NL__2PRFIN20071010_181148_000000572062_00227_29339_1508.N1	10-OCT-2007 18:11:48	Bright	57.000	166	17Eps Leo	2.9800	6000.0	114	29339	No
208	GOM_NL__2PRFIN20071010_181458_000000512062_00227_29339_1509.N1	10-OCT-2007 18:14:58	Bright	50.500	22	32Alp Leo	1.3600	15200.	101	29339	No
209	GOM_NL__2PRFIN20071010_182157_000000502062_00227_29339_1510.N1	10-OCT-2007 18:21:57	Twilight	49.500	48	30Alp Hya	1.9770	4100.0	99	29339	No
210	GOM_NL__2PRFIN20071010_183134_000000452062_00227_29339_1511.N1	10-OCT-2007 18:31:34	Dark	44.500	65	Lam Vel	2.2040	4400.0	89	29339	No
211	GOM_NL__2PRFIN20071010_183432_000000412062_00227_29339_1512.N1	10-OCT-2007 18:34:32	Dark	40.500	34	Gam2Vel	1.7930	23000.	81	29339	No
212	GOM_NL__2PRFIN20071010_183840_000000452062_00228_29340_1534.N1	10-OCT-2007 18:38:40	Dark	44.500	161	Tau Pup	2.9310	4500.0	89	29340	No
213	GOM_NL__2PRFIN20071010_184003_000000482062_00228_29340_1535.N1	10-OCT-2007 18:40:03	Dark	47.500	2	Alp Car	-0.73600	7000.0	95	29340	No
214	GOM_NL__2PRFIN20071010_184828_000000392062_00228_29340_1536.N1	10-OCT-2007 18:48:28	Dark	38.500	143	Alp Hyi	2.8570	7200.0	77	29340	No
215	GOM_NL__2PRFIN20071010_184955_000000512062_00228_29340_1537.N1	10-OCT-2007 18:49:55	Dark	50.500	9	Alp Eri	0.45300	24000.	101	29340	No
216	GOM_NL__2PRFIN20071010_185503_000000402062_00228_29340_1538.N1	10-OCT-2007 18:55:03	Straylight	39.500	84	Alp Phe	2.3970	4500.0	79	29340	No
217	GOM_NL__2PRFIN20071010_190144_000000442062_00228_29340_1539.N1	10-OCT-2007 19:01:44	Straylight	44.000	52	16Bet Cet	2.0370	4500.0	88	29340	No
218	GOM_NL__2PRFIN20071010_191136_000000362062_00228_29340_1540.N1	10-OCT-2007 19:11:36	Bright	35.500	140	88Gam Peg	2.8340	26000.	71	29340	No
219	GOM_NL__2PRFIN20071010_191537_000000372062_00228_29340_1541.N1	10-OCT-2007 19:15:37	Bright	37.000	58	21Alp And	2.0730	11000.	74	29340	No

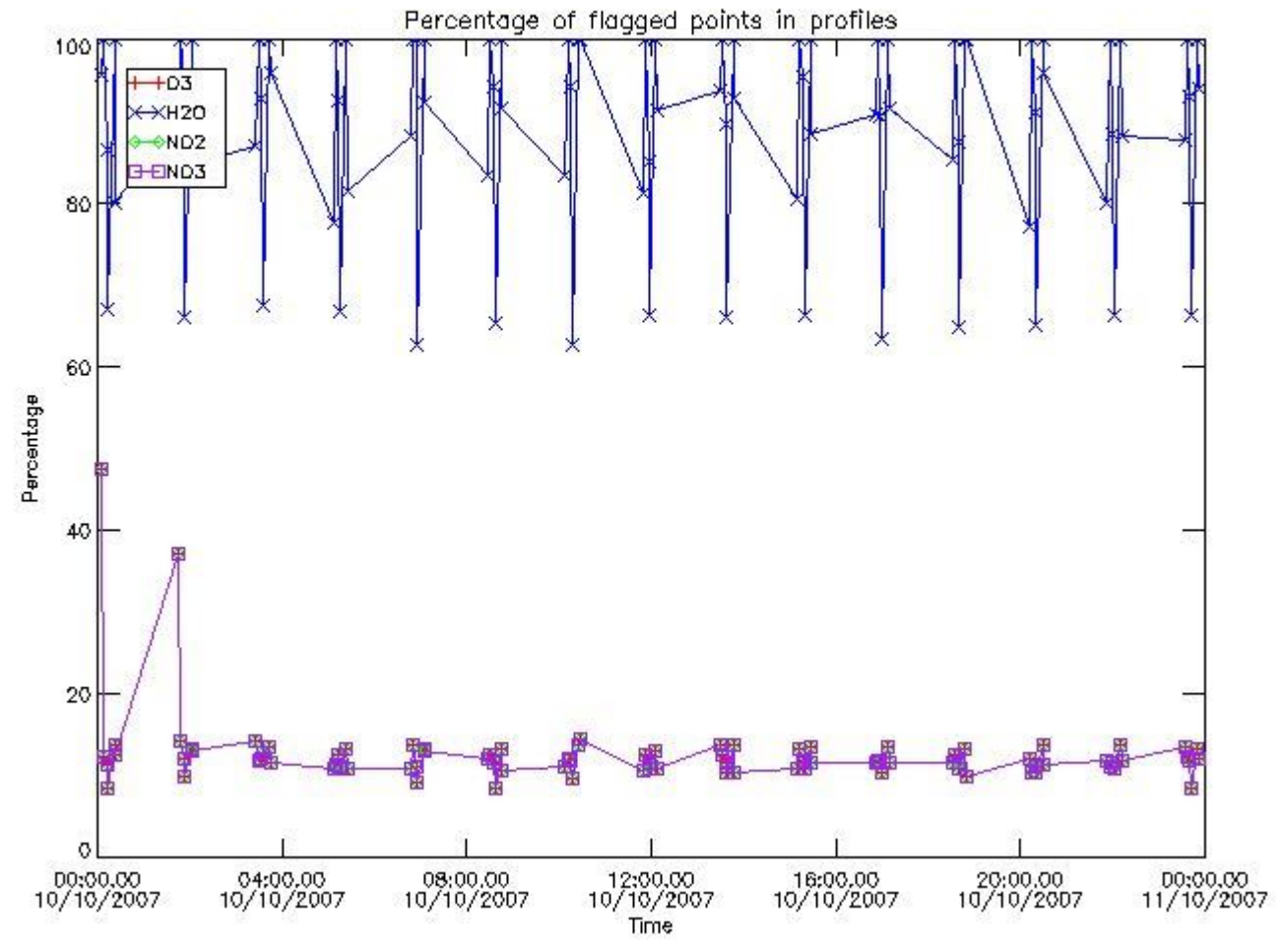
220	GOM_NL__2PRFIN20071010_192352_000000382062_00228_29340_1542.N1	10-OCT-2007 19:23:52	Bright	38.000	68	18Alp Cas	2.2250	4500.0	76	29340	No
221	GOM_NL__2PRFIN20071010_192516_000000382062_00228_29340_1543.N1	10-OCT-2007 19:25:16	Bright	38.000	76	27Gam Cas	2.3000	30000.	76	29340	No
222	GOM_NL__2PRFIN20071010_193235_000000372062_00228_29340_1544.N1	10-OCT-2007 19:32:35	Bright	36.500	49	1Alp UMi	1.9900	6300.0	73	29340	No
223	GOM_NL__2PRFIN20071010_194045_000000382062_00228_29340_1545.N1	10-OCT-2007 19:40:45	Bright	37.500	36	50Alp UMa	1.8000	6300.0	75	29340	No
224	GOM_NL__2PRFIN20071010_194217_000000362062_00228_29340_1546.N1	10-OCT-2007 19:42:17	Bright	36.000	82	48Bet UMa	2.3650	10600.	72	29340	No
225	GOM_NL__2PRFIN20071010_194536_000000382062_00228_29340_1547.N1	10-OCT-2007 19:45:36	Bright	37.500	174	52Psi UMa	3.0040	4400.0	75	29340	No
226	GOM_NL__2PRFIN20071010_195224_000000572062_00228_29340_1548.N1	10-OCT-2007 19:52:24	Bright	57.000	166	17Eps Leo	2.9800	6000.0	114	29340	No
227	GOM_NL__2PRFIN20071010_195534_000000432062_00228_29340_1549.N1	10-OCT-2007 19:55:34	Bright	42.500	22	32Alp Leo	1.3600	15200.	85	29340	No
228	GOM_NL__2PRFIN20071010_200233_000000492062_00228_29340_1550.N1	10-OCT-2007 20:02:33	Twilight	48.500	48	30Alp Hya	1.9770	4100.0	97	29340	No
229	GOM_NL__2PRFIN20071010_201211_000000422062_00228_29340_1551.N1	10-OCT-2007 20:12:11	Dark	42.000	65	Lam Vel	2.2040	4400.0	84	29340	No
230	GOM_NL__2PRFIN20071010_201509_000000492062_00228_29340_1552.N1	10-OCT-2007 20:15:09	Dark	49.000	34	Gam2Vel	1.7930	23000.	98	29340	No
231	GOM_NL__2PRFIN20071010_201916_000000462062_00229_29341_1544.N1	10-OCT-2007 20:19:16	Dark	45.500	161	Tau Pup	2.9310	4500.0	91	29341	No
232	GOM_NL__2PRFIN20071010_202039_000000492062_00229_29341_1545.N1	10-OCT-2007 20:20:39	Dark	49.000	2	Alp Car	-0.73600	7000.0	98	29341	No
233	GOM_NL__2PRFIN20071010_202904_000000372062_00229_29341_1546.N1	10-OCT-2007 20:29:04	Dark	37.000	143	Alp Hyi	2.8570	7200.0	74	29341	No
234	GOM_NL__2PRFIN20071010_203031_000000492062_00229_29341_1547.N1	10-OCT-2007 20:30:31	Dark	49.000	9	Alp Eri	0.45300	24000.	98	29341	No
235	GOM_NL__2PRFIN20071010_203540_000000432062_00229_29341_1548.N1	10-OCT-2007 20:35:40	Straylight	42.500	84	Alp Phe	2.3970	4500.0	85	29341	No
236	GOM_NL__2PRFIN20071010_204220_000000462062_00229_29341_1549.N1	10-OCT-2007 20:42:20	Straylight	46.000	52	16Bet Cet	2.0370	4500.0	92	29341	No
237	GOM_NL__2PRFIN20071010_205212_000000352062_00229_29341_1550.N1	10-OCT-2007 20:52:12	Bright	35.000	140	88Gam Peg	2.8340	26000.	70	29341	No
238	GOM_NL__2PRFIN20071010_205613_000000362062_00229_29341_1551.N1	10-OCT-2007 20:56:13	Bright	36.000	58	21Alp And	2.0730	11000.	72	29341	No
239	GOM_NL__2PRFIN20071010_210428_000000392062_00229_29341_1552.N1	10-OCT-2007 21:04:28	Bright	39.000	68	18Alp Cas	2.2250	4500.0	78	29341	No
240	GOM_NL__2PRFIN20071010_210551_000000392062_00229_29341_1553.N1	10-OCT-2007 21:05:51	Bright	38.500	76	27Gam Cas	2.3000	30000.	77	29341	No
241	GOM_NL__2PRFIN20071010_211311_000000372062_00229_29341_1554.N1	10-OCT-2007 21:13:11	Bright	36.500	49	1Alp UMi	1.9900	6300.0	73	29341	No
242	GOM_NL__2PRFIN20071010_212121_000000352062_00229_29341_1555.N1	10-OCT-2007 21:21:21	Bright	34.500	36	50Alp UMa	1.8000	6300.0	69	29341	No
243	GOM_NL__2PRFIN20071010_212253_000000352062_00229_29341_1556.N1	10-OCT-2007 21:22:53	Bright	34.500	82	48Bet UMa	2.3650	10600.	69	29341	No
244	GOM_NL__2PRFIN20071010_212612_000000342062_00229_29341_1557.N1	10-OCT-2007 21:26:12	Bright	33.500	174	52Psi UMa	3.0040	4400.0	67	29341	No
245	GOM_NL__2PRFIN20071010_213300_000000572062_00229_29341_1558.N1	10-OCT-2007 21:33:00	Bright	57.000	166	17Eps Leo	2.9800	6000.0	114	29341	No
246	GOM_NL__2PRFIN20071010_213610_000000542062_00229_29341_1559.N1	10-OCT-2007 21:36:10	Bright	54.000	22	32Alp Leo	1.3600	15200.	108	29341	No
247	GOM_NL__2PRFIN20071010_214310_000000502062_00229_29341_1560.N1	10-OCT-2007 21:43:10	Twilight	50.000	48	30Alp Hya	1.9770	4100.0	100	29341	No
248	GOM_NL__2PRFIN20071010_215247_000000432062_00229_29341_1561.N1	10-OCT-2007 21:52:47	Dark	43.000	65	Lam Vel	2.2040	4400.0	86	29341	No
249	GOM_NL__2PRFIN20071010_215545_000000462062_00229_29341_1562.N1	10-OCT-2007 21:55:45	Dark	45.500	34	Gam2Vel	1.7930	23000.	91	29341	No
250	GOM_NL__2PRFIN20071010_215953_000000442062_00230_29342_1565.N1	10-OCT-2007 21:59:53	Dark	44.000	161	Tau Pup	2.9310	4500.0	88	29342	No
251	GOM_NL__2PRFIN20071010_220116_000000472062_00230_29342_1566.N1	10-OCT-2007 22:01:16	Dark	46.500	2	Alp Car	-0.73600	7000.0	93	29342	No
252	GOM_NL__2PRFIN20071010_220940_000000372062_00230_29342_1567.N1	10-OCT-2007 22:09:40	Dark	37.000	143	Alp Hyi	2.8570	7200.0	74	29342	No
253	GOM_NL__2PRFIN20071010_221108_000000432062_00230_29342_1568.N1	10-OCT-2007 22:11:08	Dark	43.000	9	Alp Eri	0.45300	24000.	86	29342	No
254	GOM_NL__2PRFIN20071010_221616_000000442062_00230_29342_1569.N1	10-OCT-2007 22:16:16	Straylight	43.500	84	Alp Phe	2.3970	4500.0	87	29342	No
255	GOM_NL__2PRFIN20071010_222256_000000472062_00230_29342_1570.N1	10-OCT-2007 22:22:56	Straylight	47.000	52	16Bet Cet	2.0370	4500.0	94	29342	No
256	GOM_NL__2PRFIN20071010_223248_000000362062_00230_29342_1571.N1	10-OCT-2007 22:32:48	Bright	35.500	140	88Gam Peg	2.8340	26000.	71	29342	No
257	GOM_NL__2PRFIN20071010_223649_000000382062_00230_29342_1572.N1	10-OCT-2007 22:36:49	Bright	37.500	58	21Alp And	2.0730	11000.	75	29342	No
258	GOM_NL__2PRFIN20071010_224503_000000402062_00230_29342_1573.N1	10-OCT-2007 22:45:03	Bright	39.500	68	18Alp Cas	2.2250	4500.0	79	29342	No
259	GOM_NL__2PRFIN20071010_224627_000000372062_00230_29342_1574.N1	10-OCT-2007 22:46:27	Bright	37.000	76	27Gam Cas	2.3000	30000.	74	29342	No
260	GOM_NL__2PRFIN20071010_225347_000000372062_00230_29342_1575.N1	10-OCT-2007 22:53:47	Bright	36.500	49	1Alp UMi	1.9900	6300.0	73	29342	No
261	GOM_NL__2PRFIN20071010_230157_000000352062_00230_29342_1576.N1	10-OCT-2007 23:01:57	Bright	34.500	36	50Alp UMa	1.8000	6300.0	69	29342	No
262	GOM_NL__2PRFIN20071010_230329_000000372062_00230_29342_1577.N1	10-OCT-2007 23:03:29	Bright	36.500	82	48Bet UMa	2.3650	10600.	73	29342	No
263	GOM_NL__2PRFIN20071010_230648_000000522062_00230_29342_1578.N1	10-OCT-2007 23:06:48	Bright	52.000	174	52Psi UMa	3.0040	4400.0	104	29342	No
264	GOM_NL__2PRFIN20071010_231336_000000582062_00230_29342_1579.N1	10-OCT-2007 23:13:36	Bright	58.000	166	17Eps Leo	2.9800	6000.0	116	29342	No
265	GOM_NL__2PRFIN20071010_231646_000000392062_00230_29342_1580.N1	10-OCT-2007 23:16:46	Bright	38.500	22	32Alp Leo	1.3600	15200.	77	29342	No
266	GOM_NL__2PRFIN20071010_232346_000000492062_00230_29342_1581.N1	10-OCT-2007 23:23:46	Twilight	48.500	48	30Alp Hya	1.9770	4100.0	97	29342	No
267	GOM_NL__2PRFIN20071010_233323_000000422062_00230_29342_1582.N1	10-OCT-2007 23:33:23	Dark	41.500	65	Lam Vel	2.2040	4400.0	83	29342	No
268	GOM_NL__2PRFIN20071010_233622_000000422062_00230_29342_1583.N1	10-OCT-2007 23:36:22	Dark	41.500	34	Gam2Vel	1.7930	23000.	83	29342	No
269	GOM_NL__2PRFIN20071010_234030_000000442062_00231_29343_1577.N1	10-OCT-2007 23:40:30	Dark	43.500	161	Tau Pup	2.9310	4500.0	87	29343	No
270	GOM_NL__2PRFIN20071010_234153_000000612062_00231_29343_1578.N1	10-OCT-2007 23:41:53	Dark	61.000	2	Alp Car	-0.73600	7000.0	122	29343	No
271	GOM_NL__2PRFIN20071010_235016_000000392062_00231_29343_1579.N1	10-OCT-2007 23:50:16	Dark	38.500	143	Alp Hyi	2.8570	7200.0	77	29343	No
272	GOM_NL__2PRFIN20071010_235144_000000422062_00231_29343_1580.N1	10-OCT-2007 23:51:44	Dark	42.000	9	Alp Eri	0.45300	24000.	84	29343	No
273	GOM_NL__2PRFIN20071010_235652_000000392062_00231_29343_1581.N1	10-OCT-2007 23:56:52	Straylight	38.500	84	Alp Phe	2.3970	4500.0	77	29343	No

### 3. Quality information per product

In this section it is plotted some information contained in the Quality Summary data set of

the level 2 products. Only products in dark limb conditions and without errors (error flag in the MPH set to "0") are used.

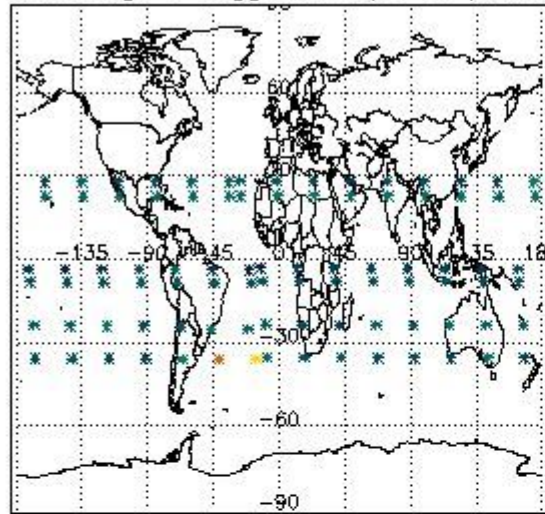
### 3.1 Plot quality information per product (time dependant)



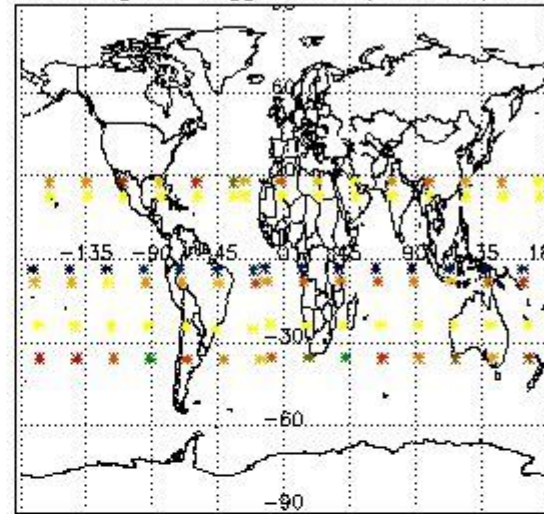
### 3.2 Plot quality information per product (world map)




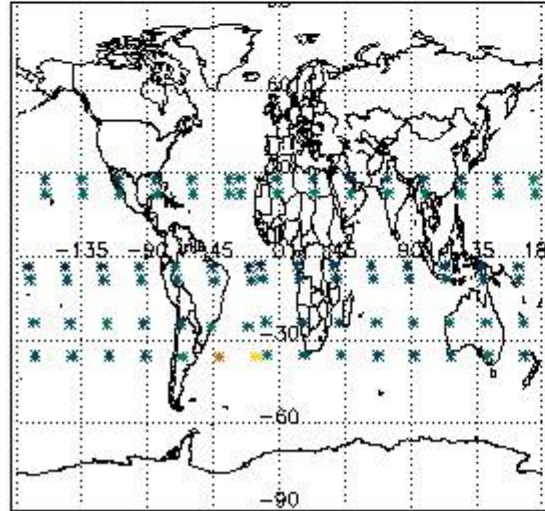
Percentage of flagged data per O3 profile



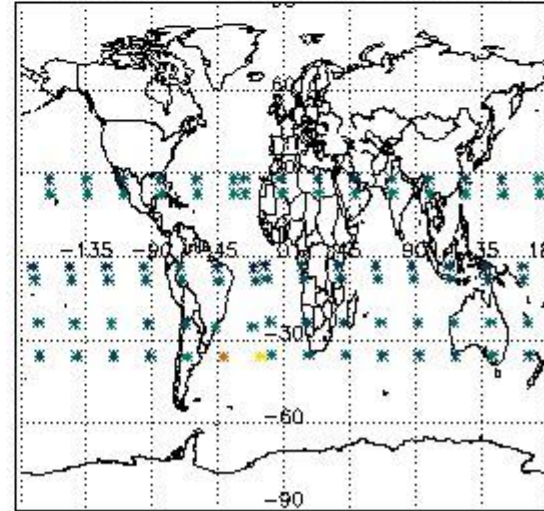
Percentage of flagged data per H2O profile



Percentage of flagged data per NO2 profile



Percentage of flagged data per NO3 profile

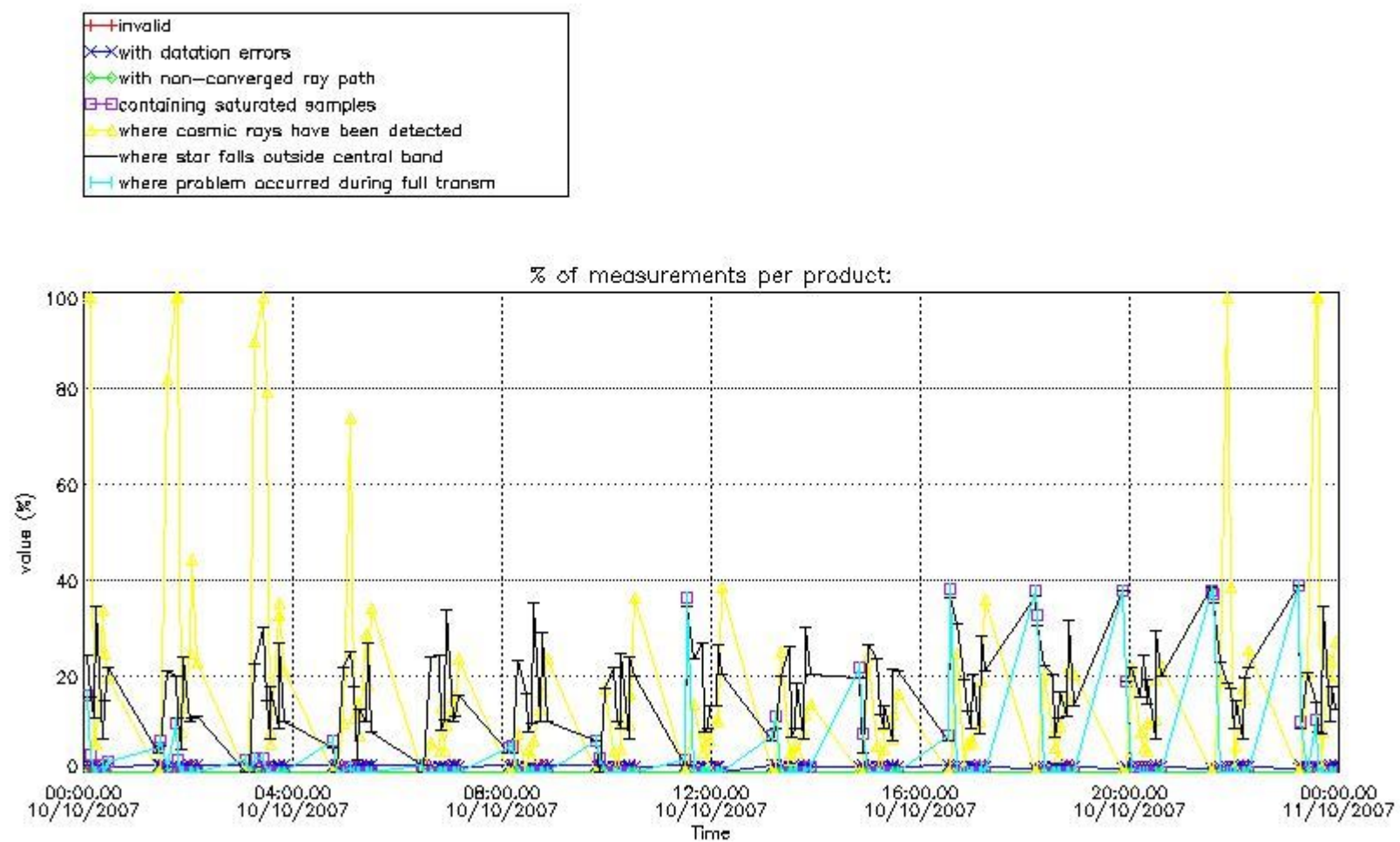


#### 4. Level 1 quality information per product

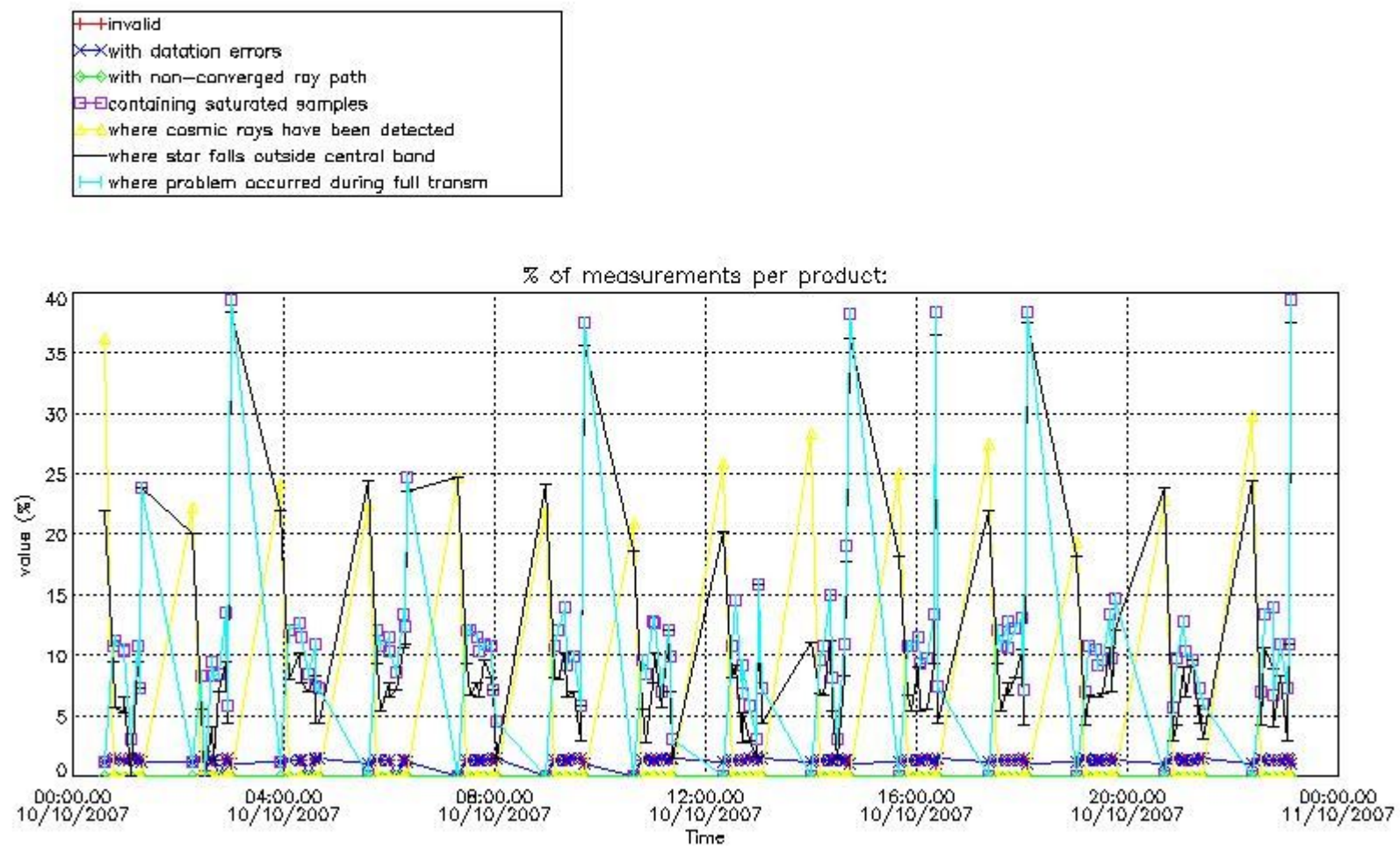
In this section it is plotted some information contained in the Quality Summary data set of the level 2 products that comes from the level 1b processing. Products without errors (error flag in the MPH set to "0") are used.

##### 4.1 Plot quality information per product (time dependant) coming from level 1b processing

###### 4.1.1 Plot level 1 quality information per product (time dependant): ENVISAT ASCENDING passes



4.1.2 Plot level 1 quality information per product (time dependant): ENVI SAT DESCENDING passes

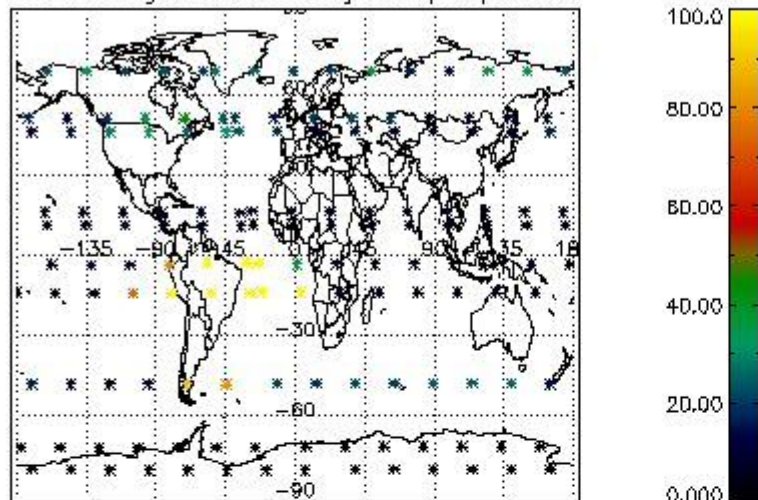


#### 4.2 Plot quality information per product coming from level 1b processing (world map)

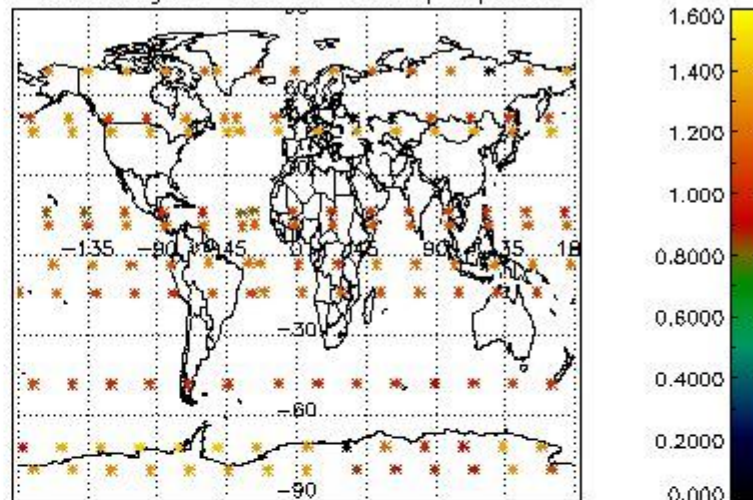
##### 4.2.1 Plot level 1 quality information per product (world map): ENVISAT ASCENDING passes



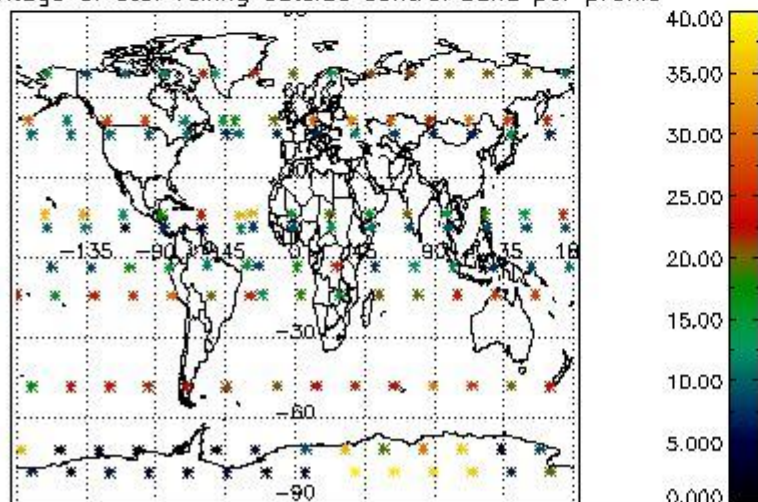
Percentage of cosmic ray hits per profile



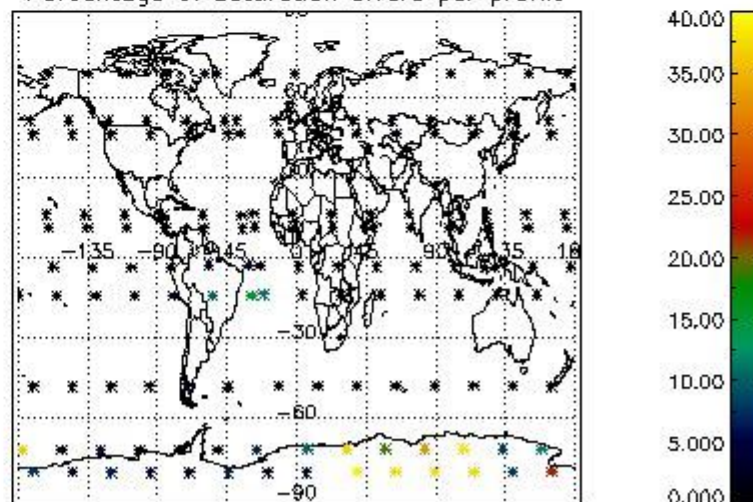
Percentage of datation errors per profile



Percentage of star falling outside central band per profile

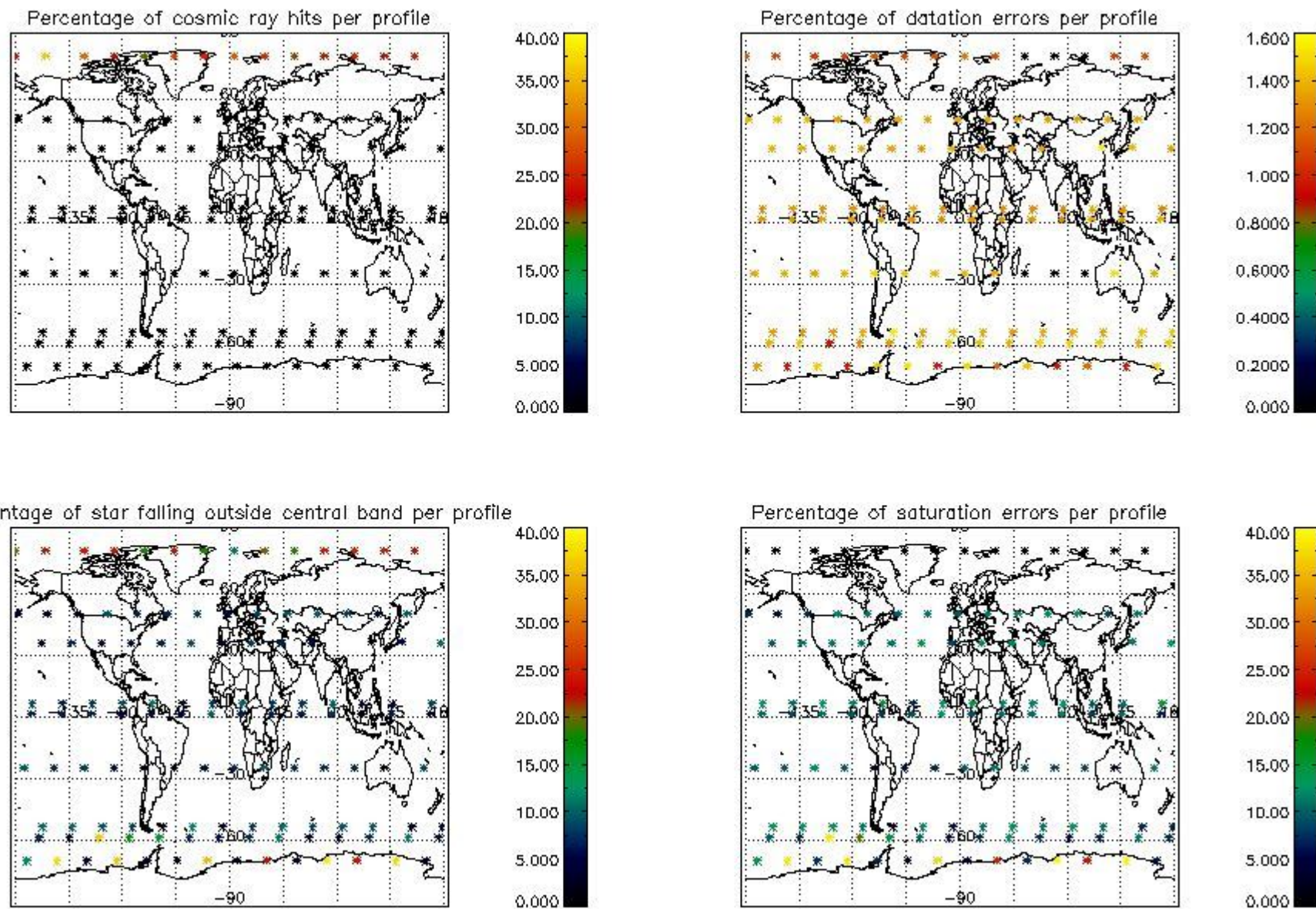


Percentage of saturation errors per profile



4.2.2 Plot level 1 quality information per product (world map): ENVISAT DESCENDING passes





## 5. Trace gas profiles

### 5.1 Ozone statistics based on quality of products

The final quality of the products can be "measured" using the STD (Standard Deviation) attached to every point profile. This information is written to the parameter GOM\_NL\_\_2P/NL\_LOCAL\_SPECIES\_DENSITY/o3\_std of the level 2 products. The table below shows the statistics for given STD ranges.

The statistics are given with respect to the overall valid production:

- Products without fatal errors: GOM\_NL\_\_2P/MPH/PRODUCT\_ERR=0
- Valid point profile: GOM\_NL\_\_2P/NL\_LOCAL\_SPECIES\_DENSITY/pcd(0)=0

The 'Criteria' is applied to valid points of dark limb products:

- Products in dark limb illumination condition: GOM\_NL\_\_2P/NL\_SUMMARY\_QUALITY/obs\_ill\_cond=0
- Products without fatal errors: GOM\_NL\_\_2P/MPH/PRODUCT\_ERR=0
- Valid point profile: GOM\_NL\_\_2P/NL\_LOCAL\_SPECIES\_DENSITY/pcd(0)=0

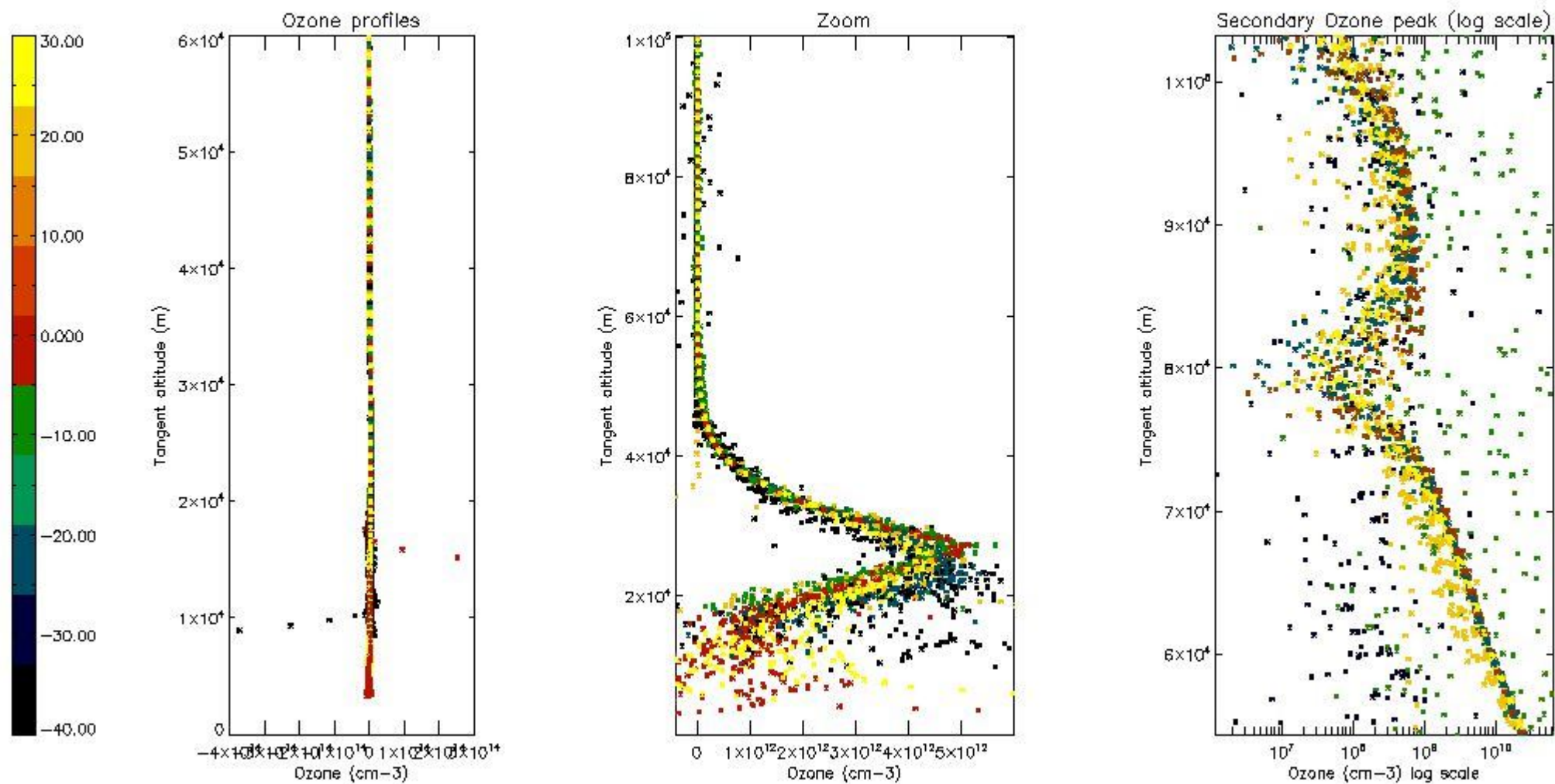
So, the table below shows the percentage of dark limb and valid observations for each criteria with respect to the overall valid daily observations.

Criteria	% of total production
All STD	36
STD < 20	19

STD < 10	14
STD < 5	11

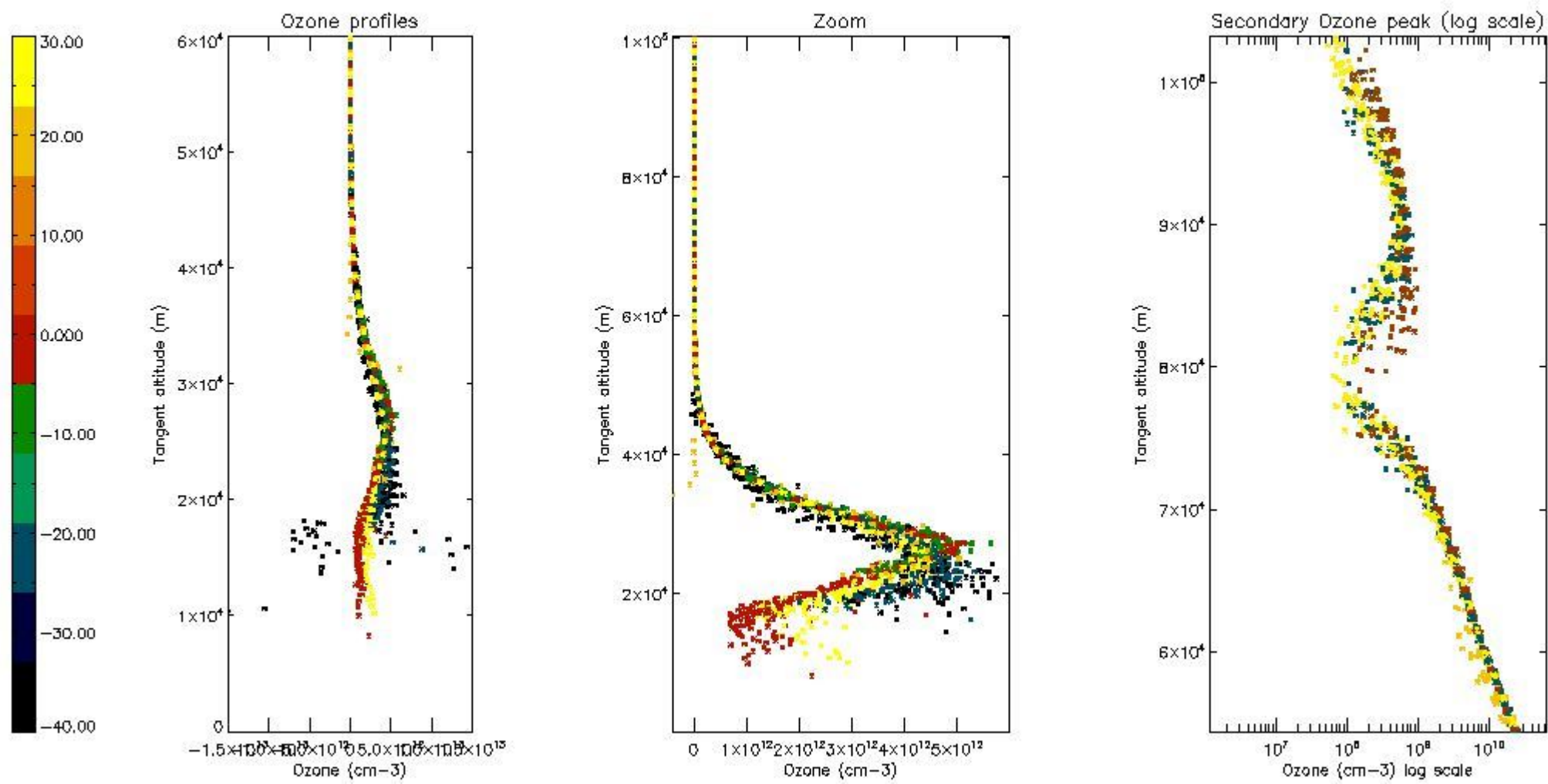
5.2 Plot ozone profiles for all STD (dark without errors)

The colorbar represents the latitude.



5.3 Plot ozone profiles where STD < 20% (dark without errors)

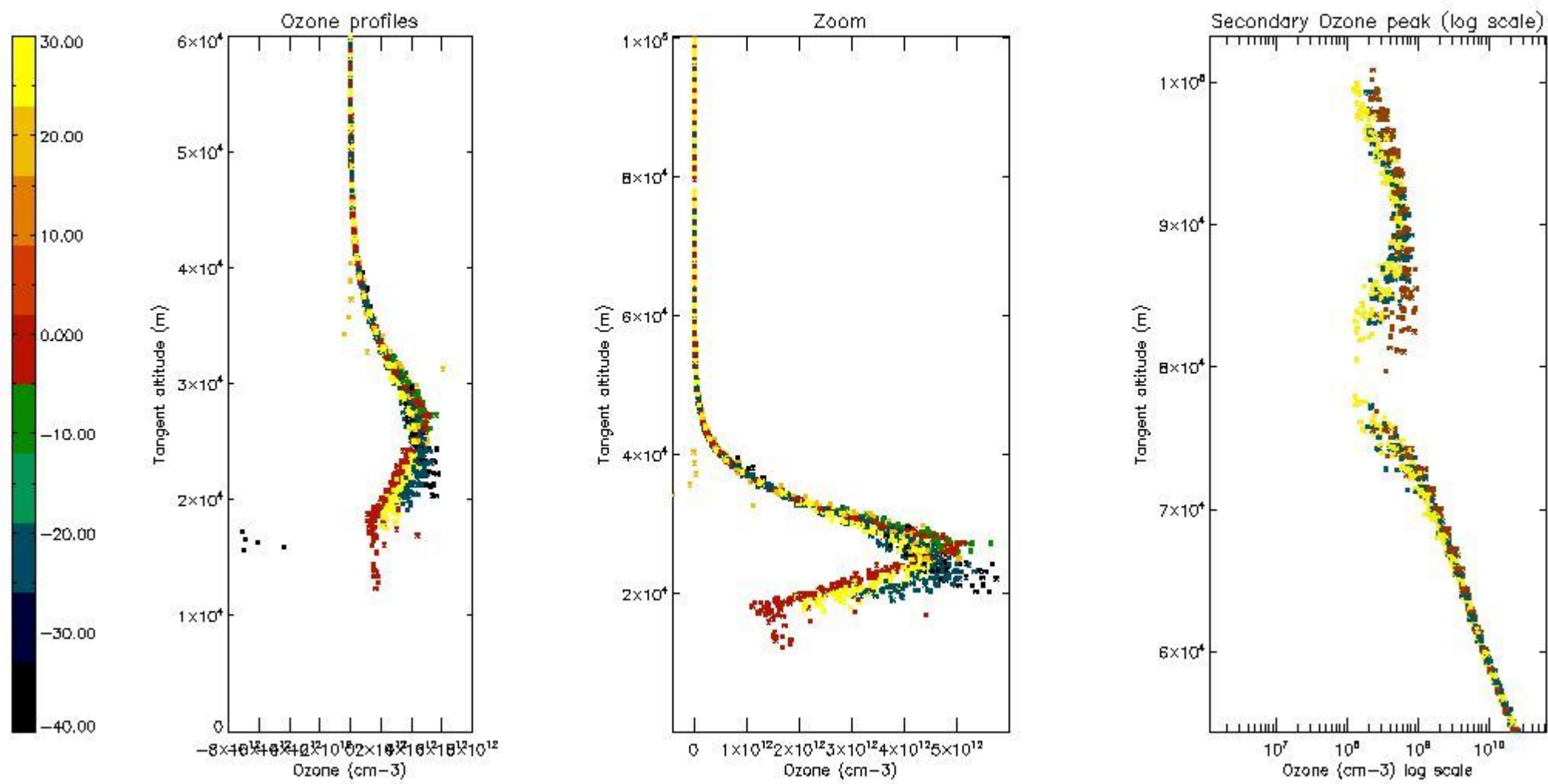
The colorbar represents the latitude.



*5.4 Plot ozone profiles where STD < 10% (dark without errors)*

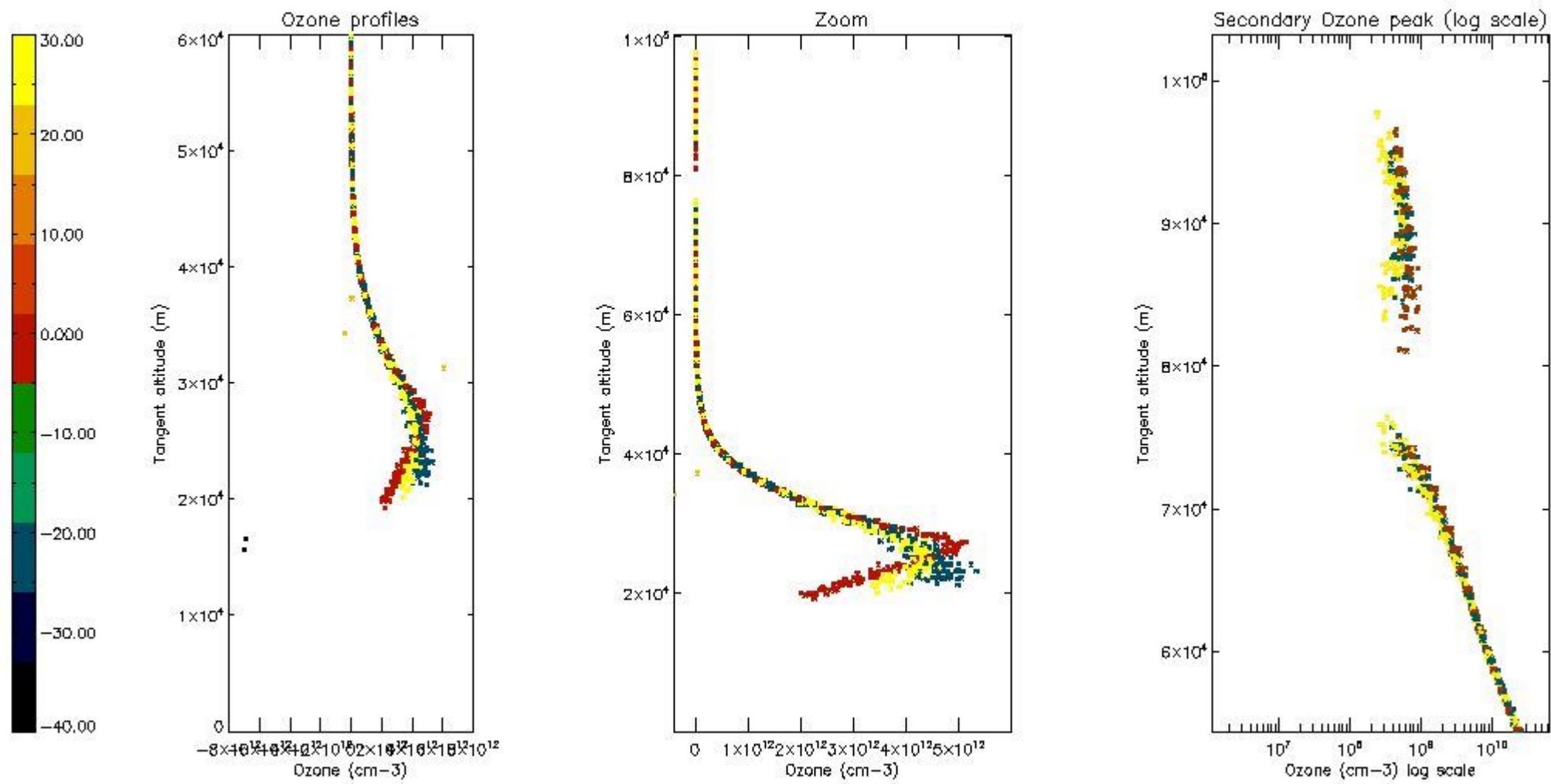
The colorbar represents the latitude.





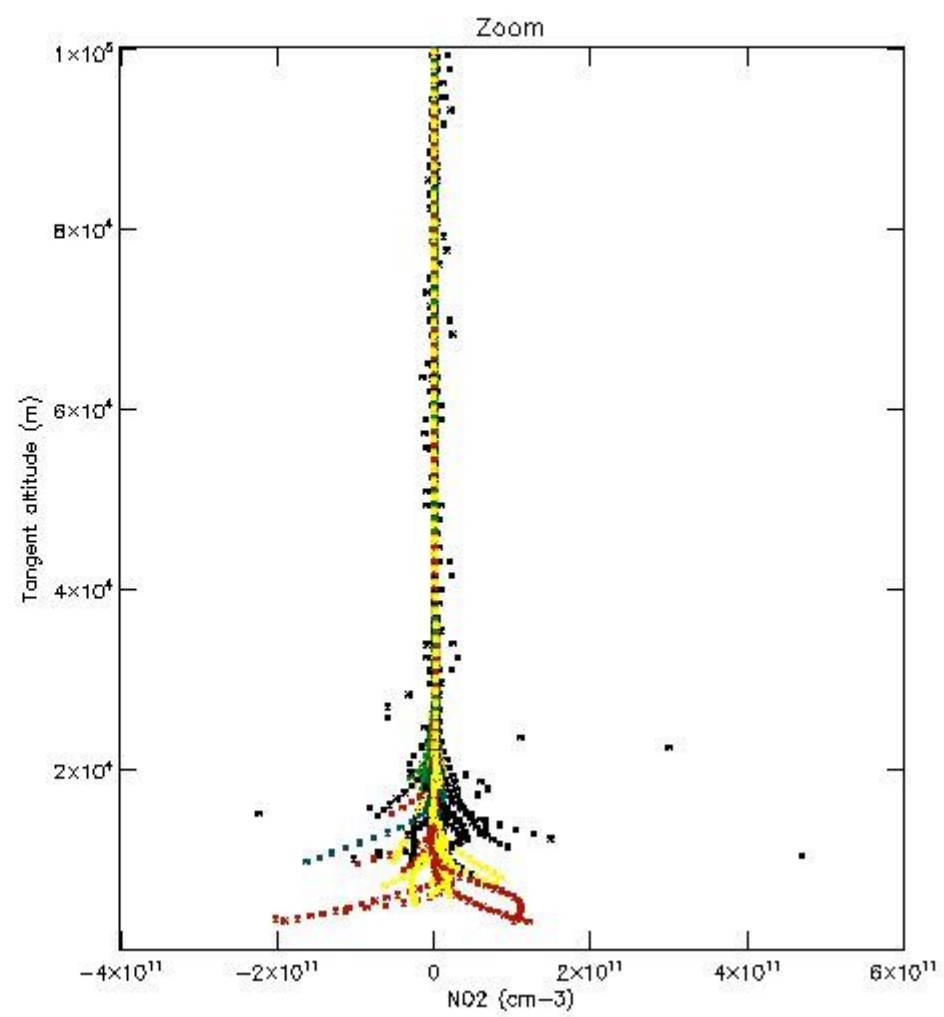
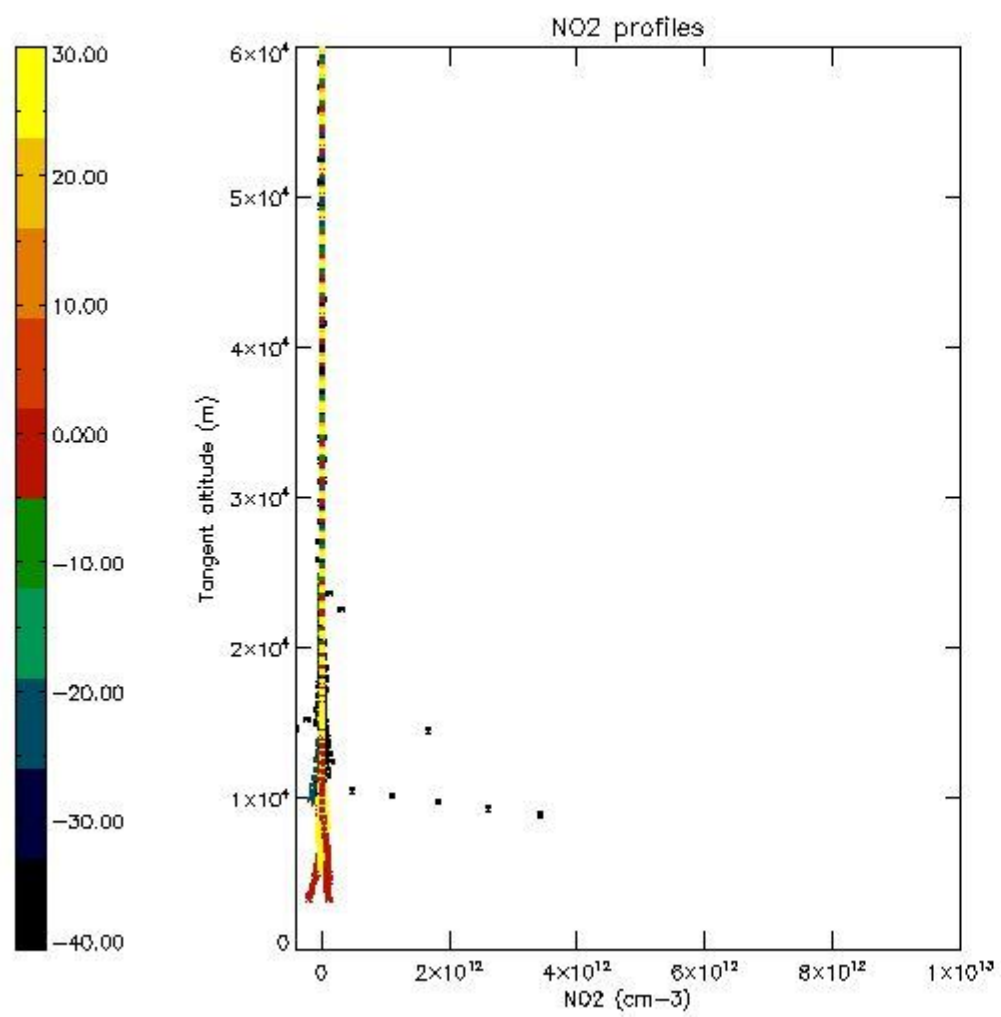
*5.5 Plot ozone profiles where STD < 5% (dark without errors)*

The colorbar represents the latitude.



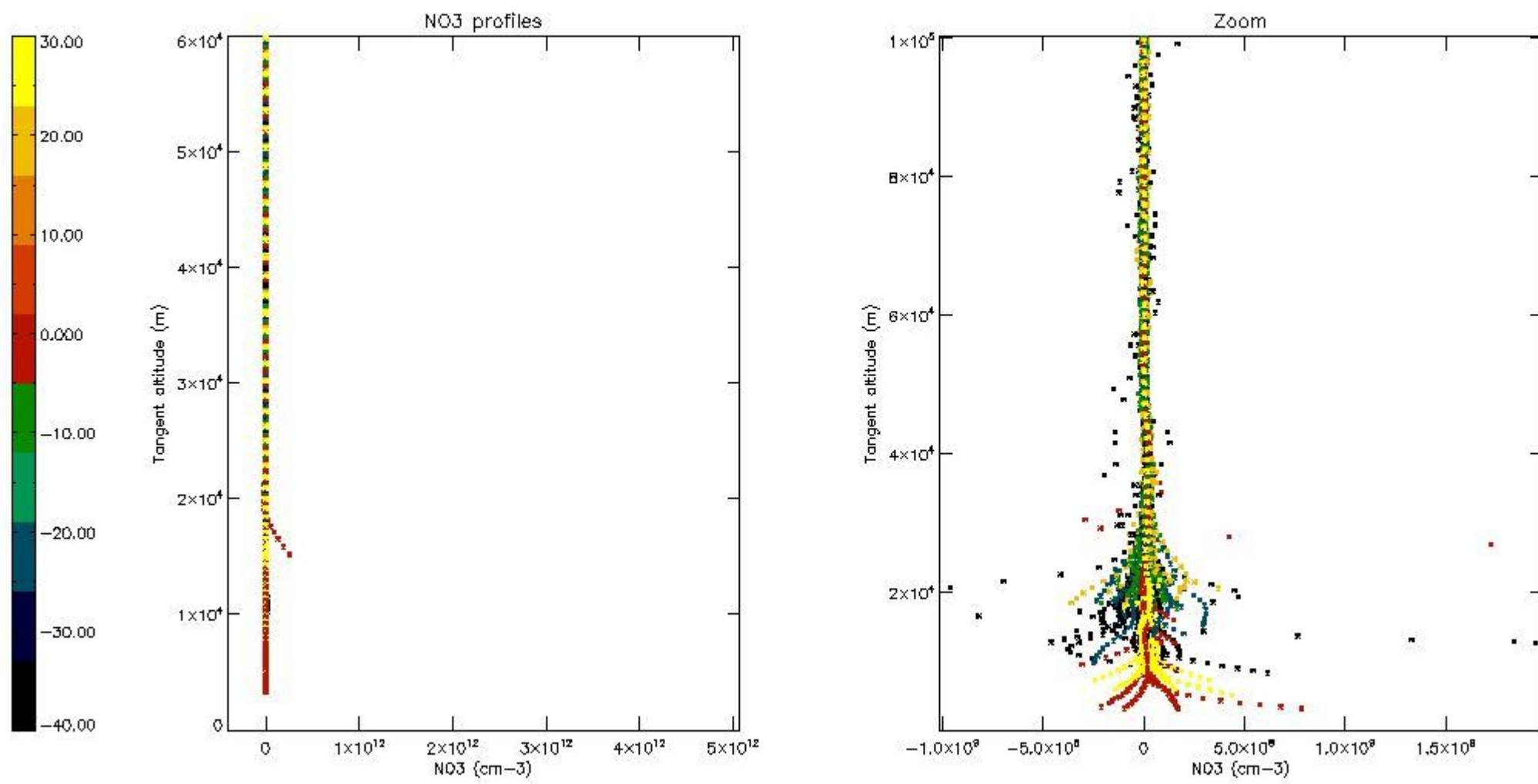
*5.6 Plot NO<sub>2</sub> profiles for all STD (dark without errors)*

The colorbar represents the latitude.



*5.7 Plot NO3 profiles for all STD (dark without errors)*

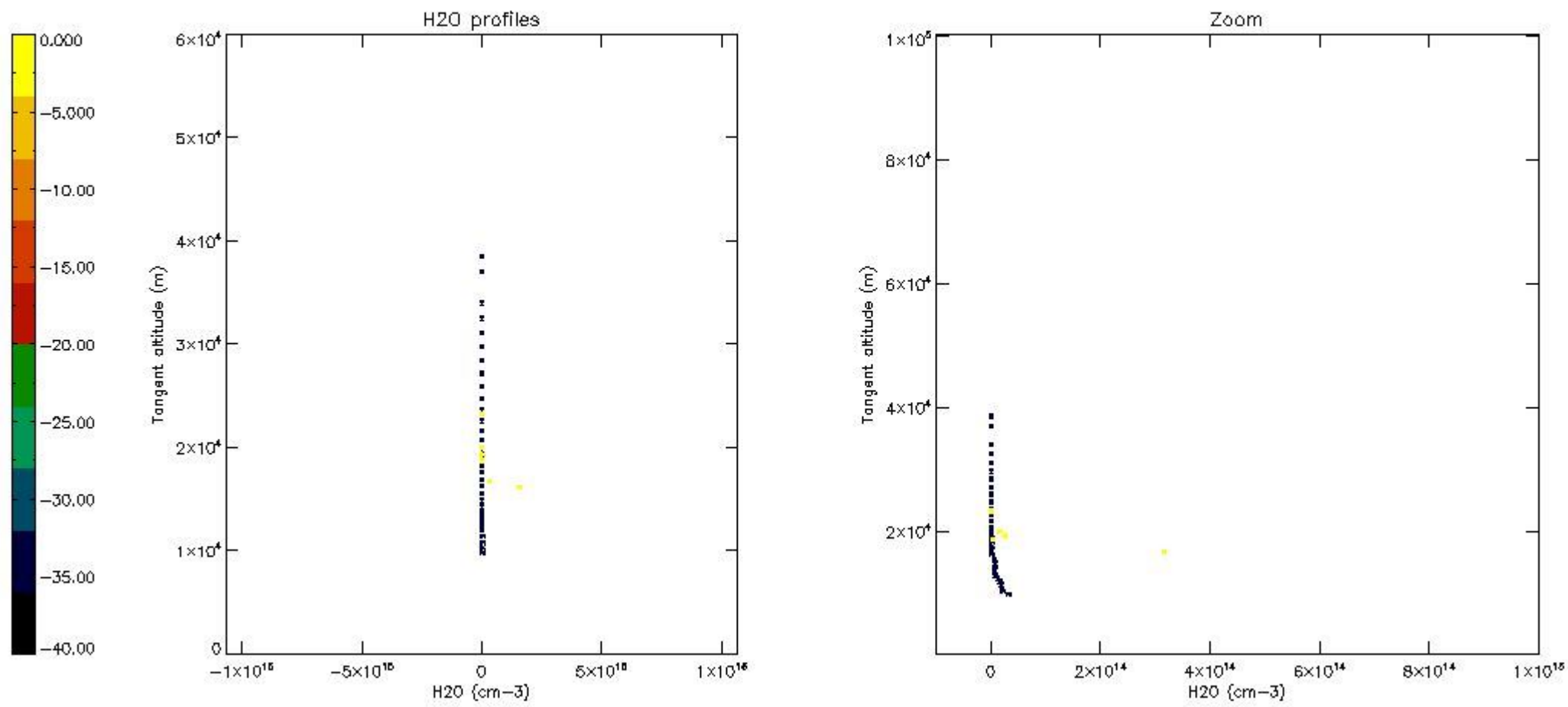
The colorbar represents the latitude.



5.8 Plot H<sub>2</sub>O profiles for all STD (only for occultations of stars 1,2,3,4,13,14,16,26,63 dark without errors)

The colorbar represents the latitude.

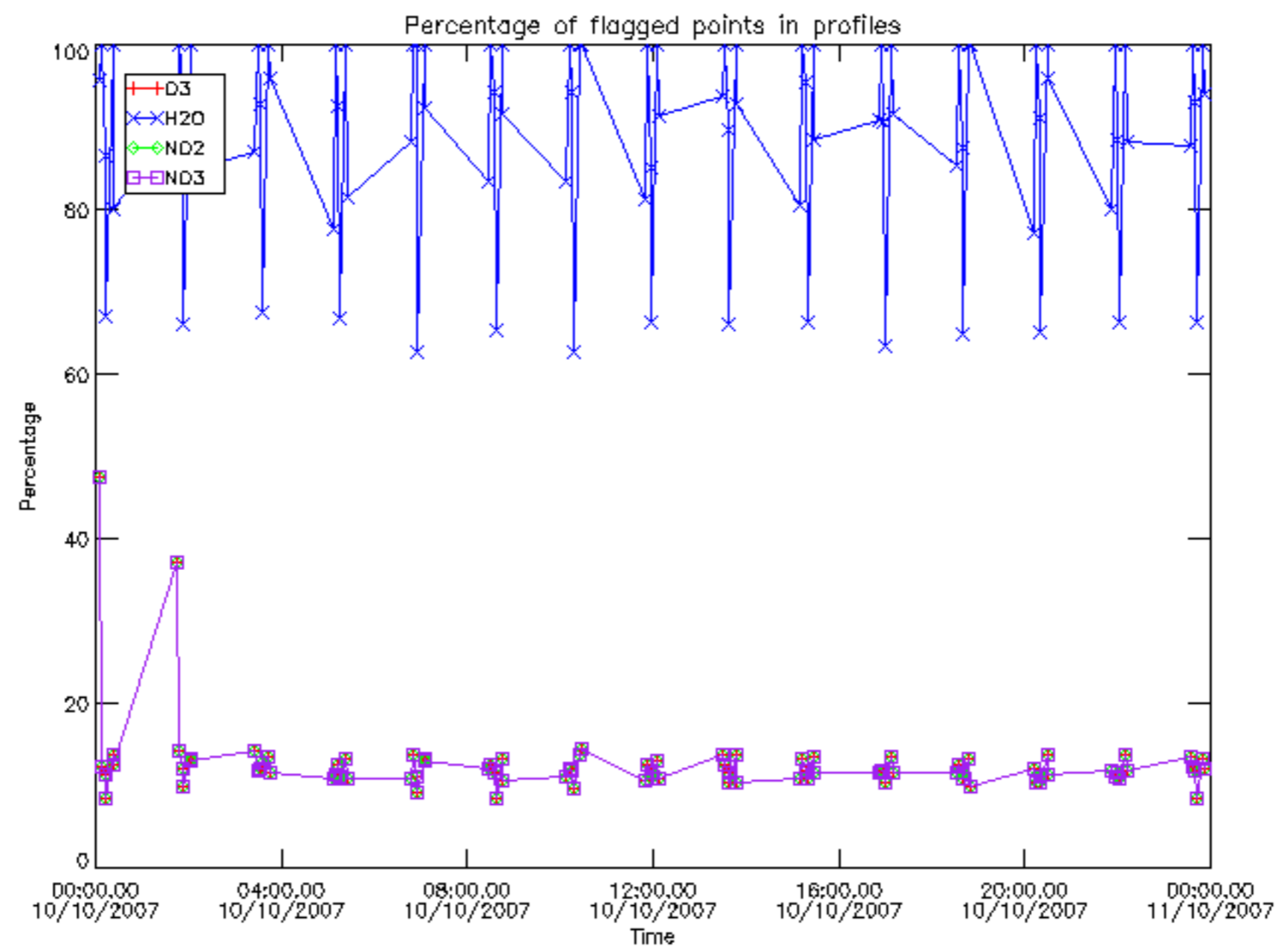




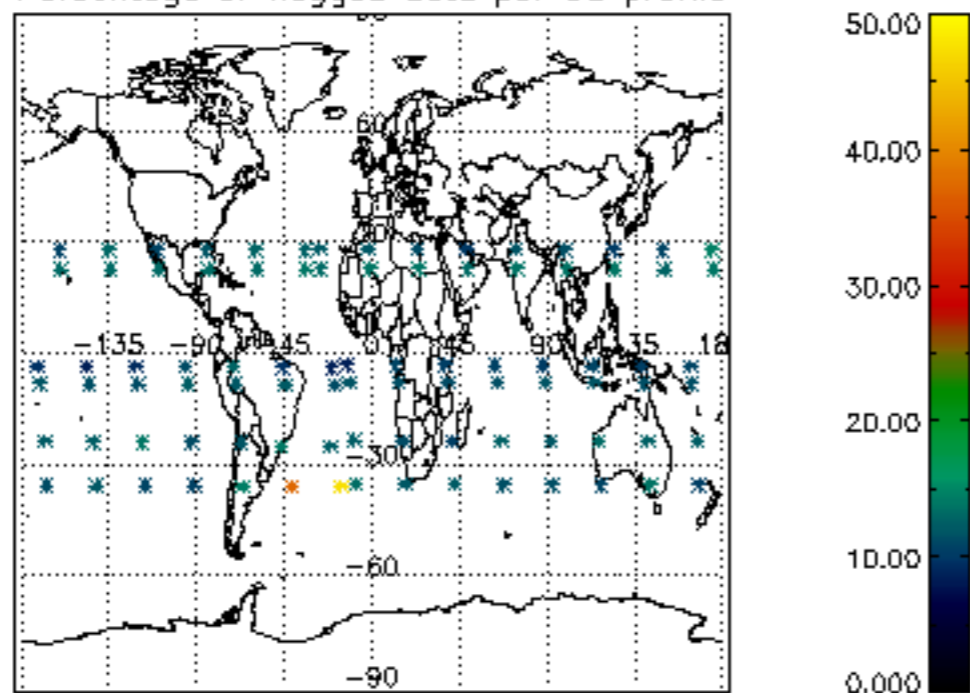
## 6. Auxiliary Data Files used for the production reported in section 2

The number reported in the third column indicates since which file (see list in section 2) the corresponding auxiliary file has been used. The fourth column is the date of those product files.

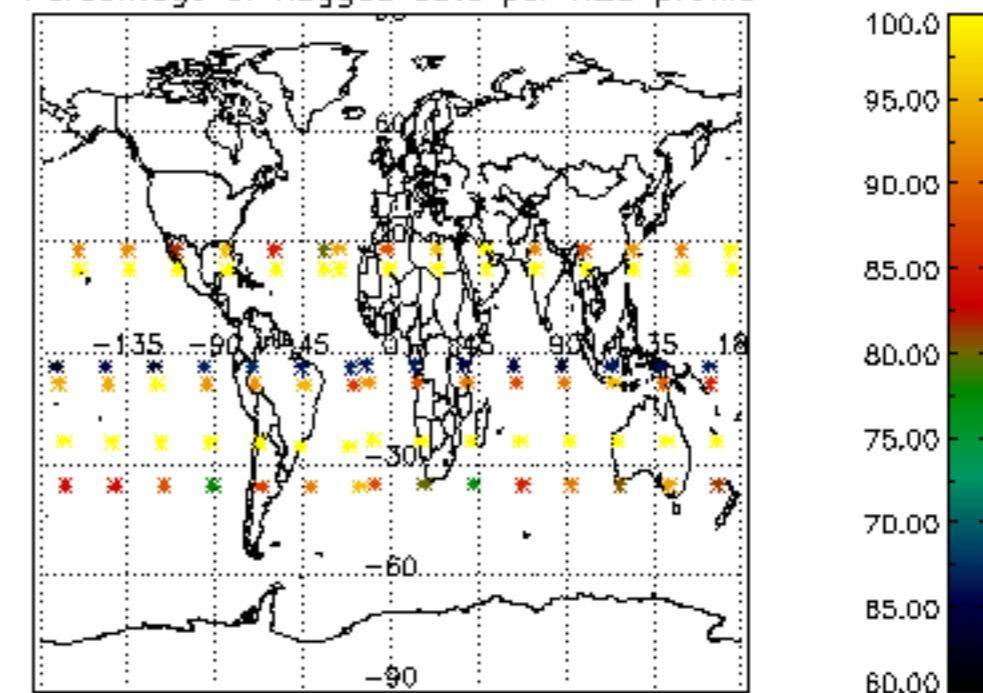
Type	Auxiliary Filename	Used since product	Used since product date
INST_PHYS_CHARACTERISTICS	GOM_INS_AXVIEC20091111_143220_20030716_120000_20500101_000000	1	10-OCT-2007 00:04:53
LEVEL-2_PROC_CONFIG	GOM_PR2_AXVIEC20091111_152718_20020301_000000_20500101_000000	1	10-OCT-2007 00:04:53
CROSS_SECTIONS_FILE	GOM_CRS_AXVIEC20091111_154832_20020301_000000_20500101_000000	1	10-OCT-2007 00:04:53



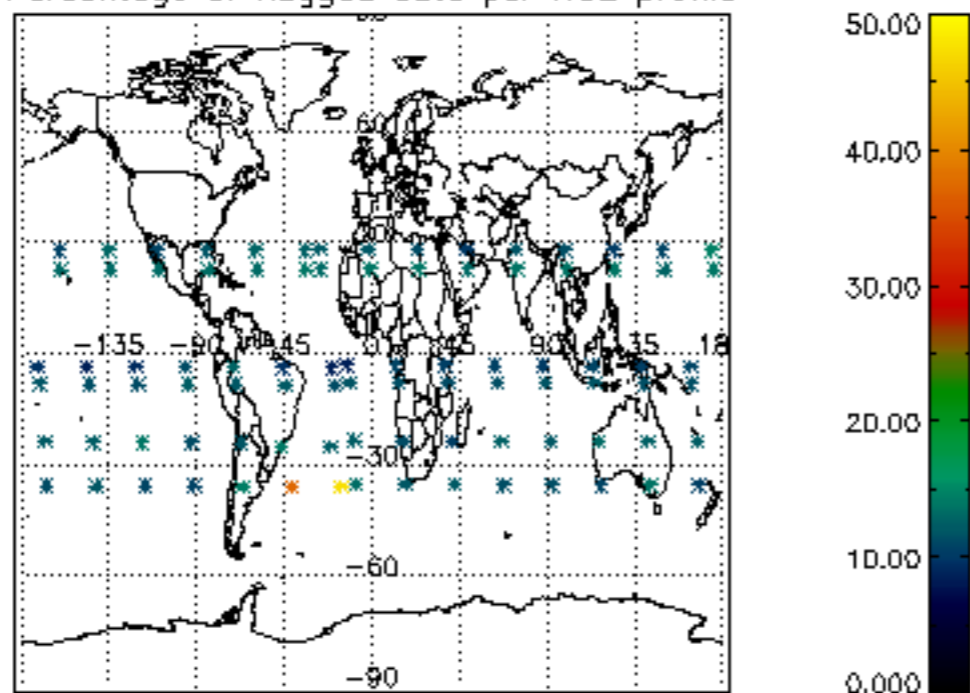
Percentage of flagged data per D3 profile



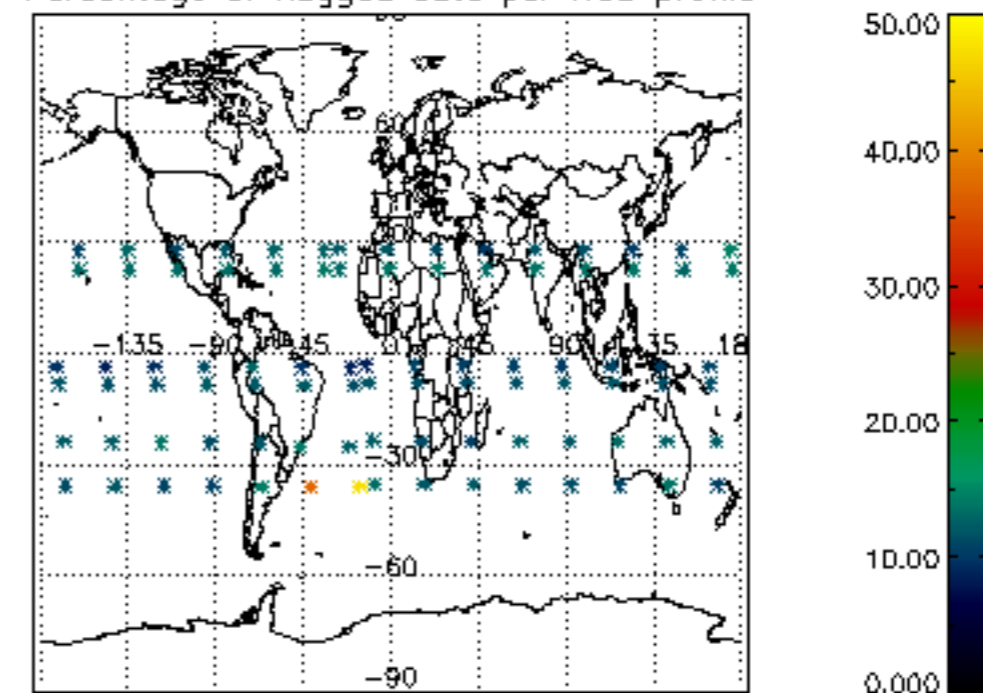
Percentage of flagged data per H2O profile

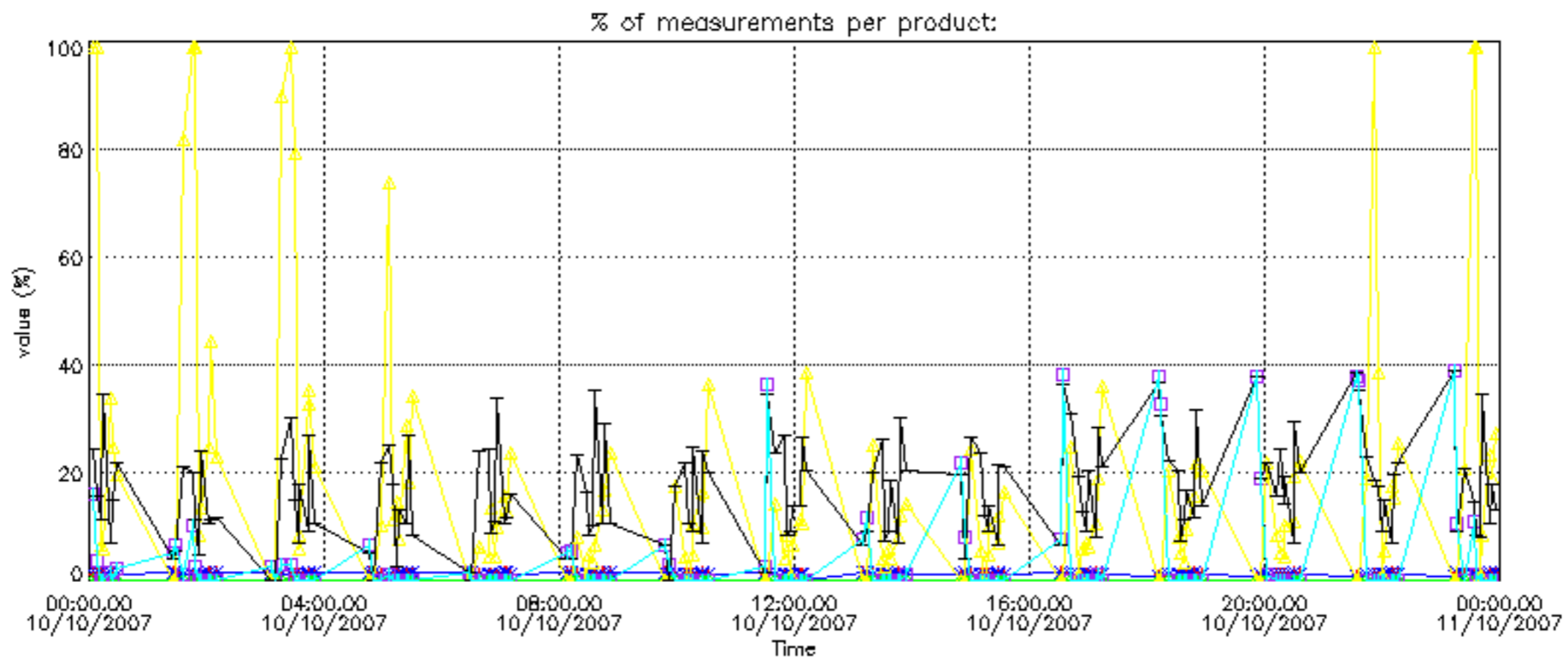


Percentage of flagged data per NO2 profile

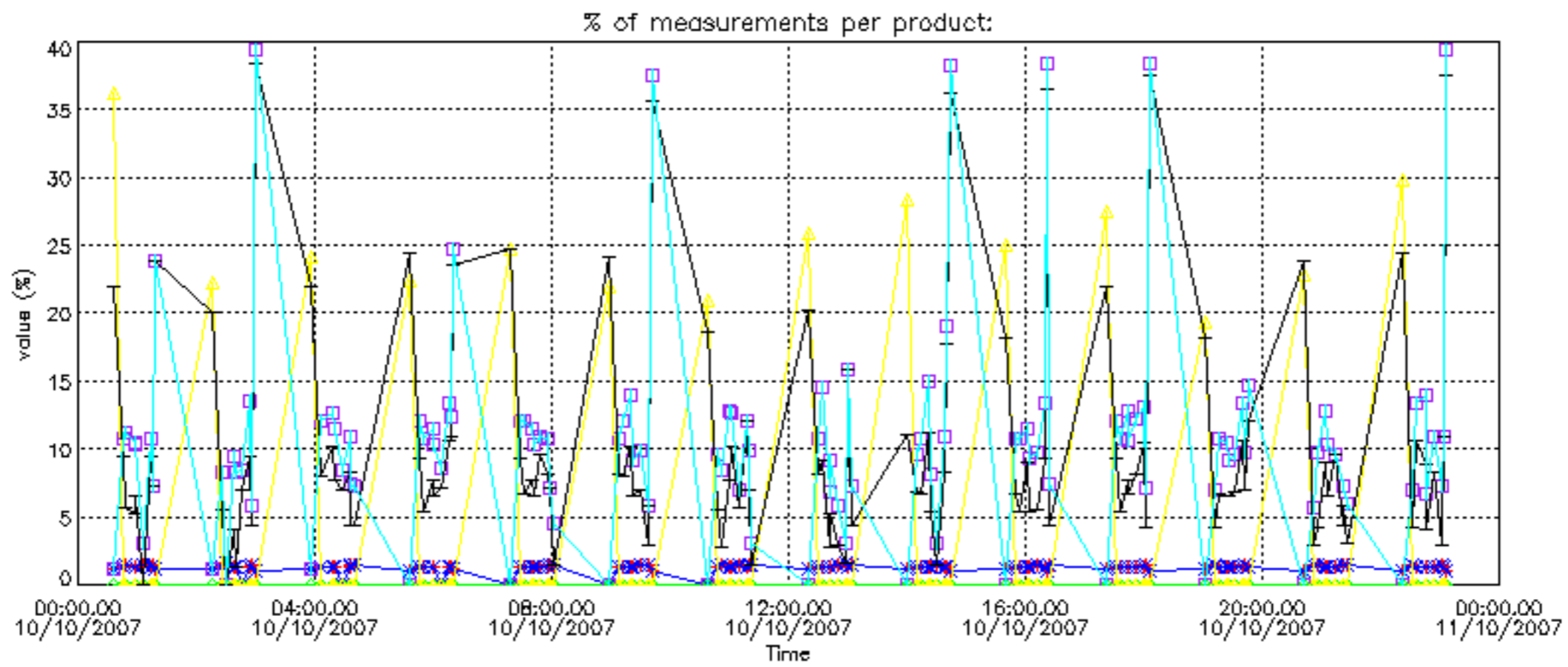


Percentage of flagged data per NO3 profile

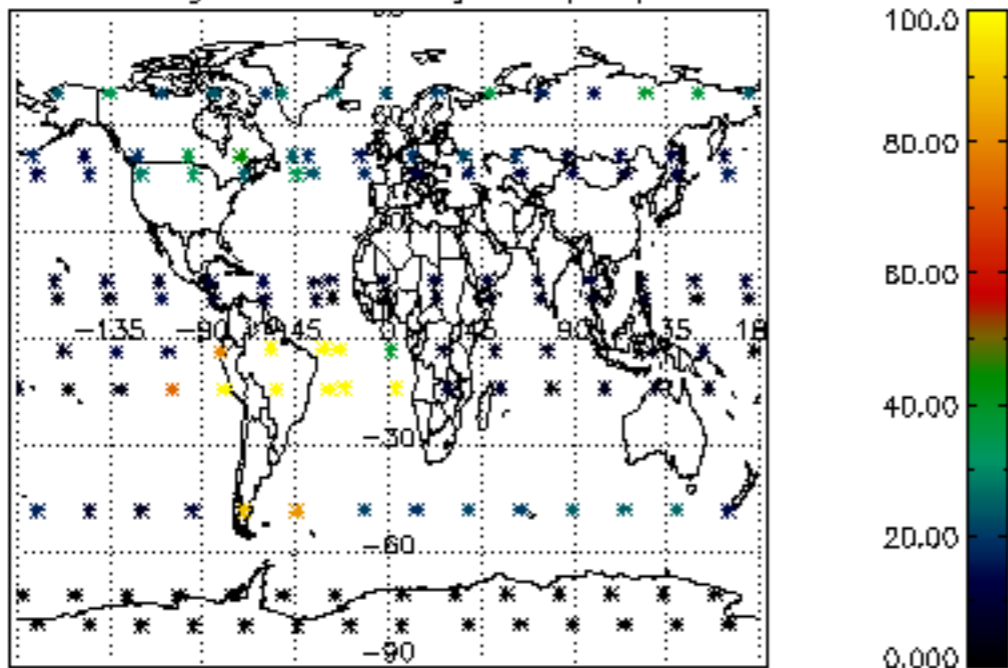




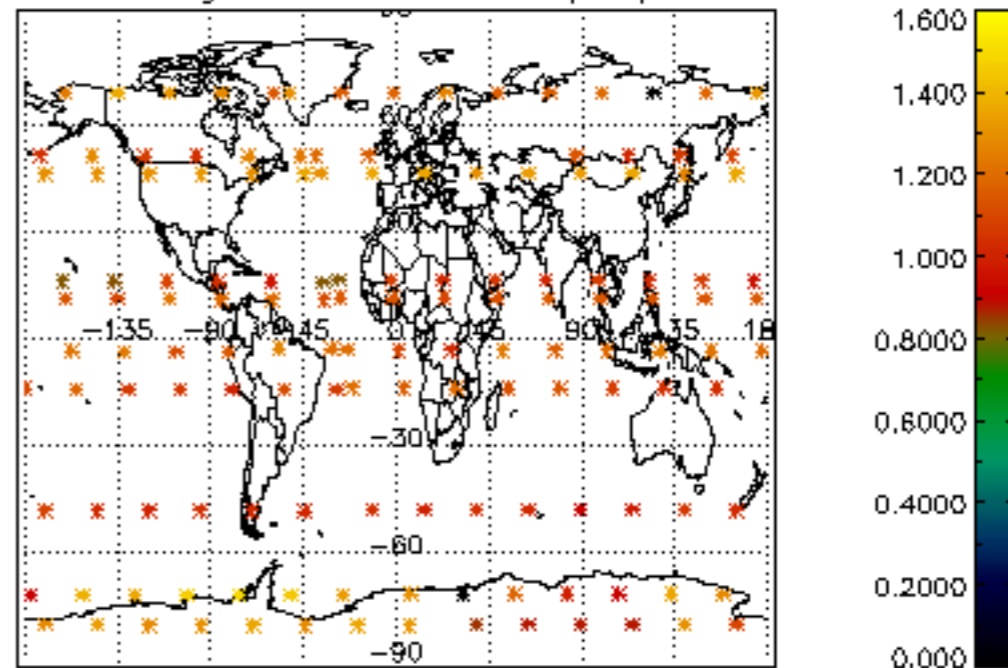




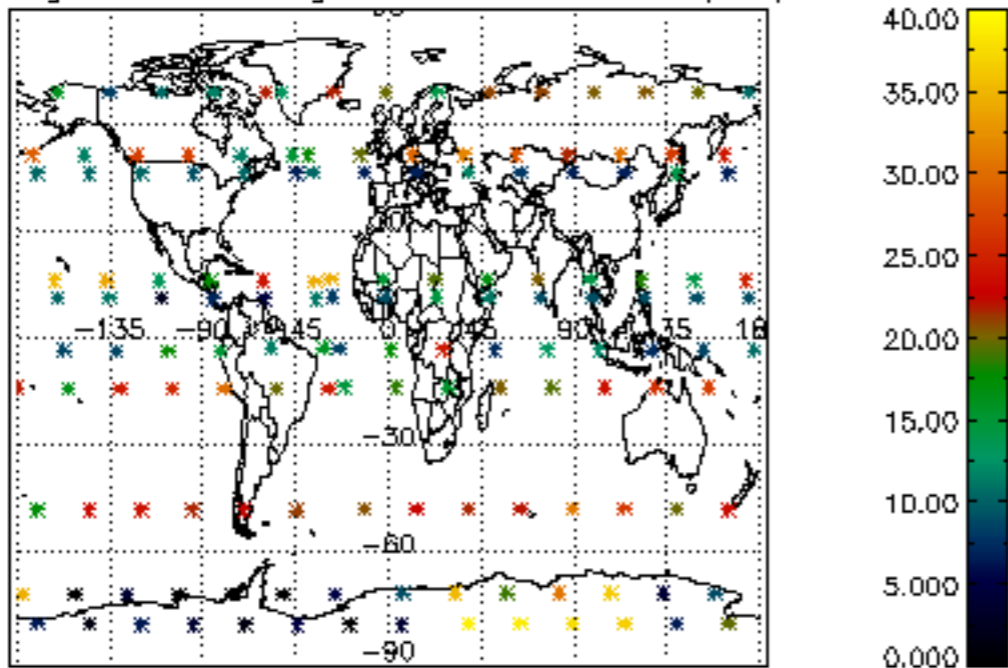
Percentage of cosmic ray hits per profile



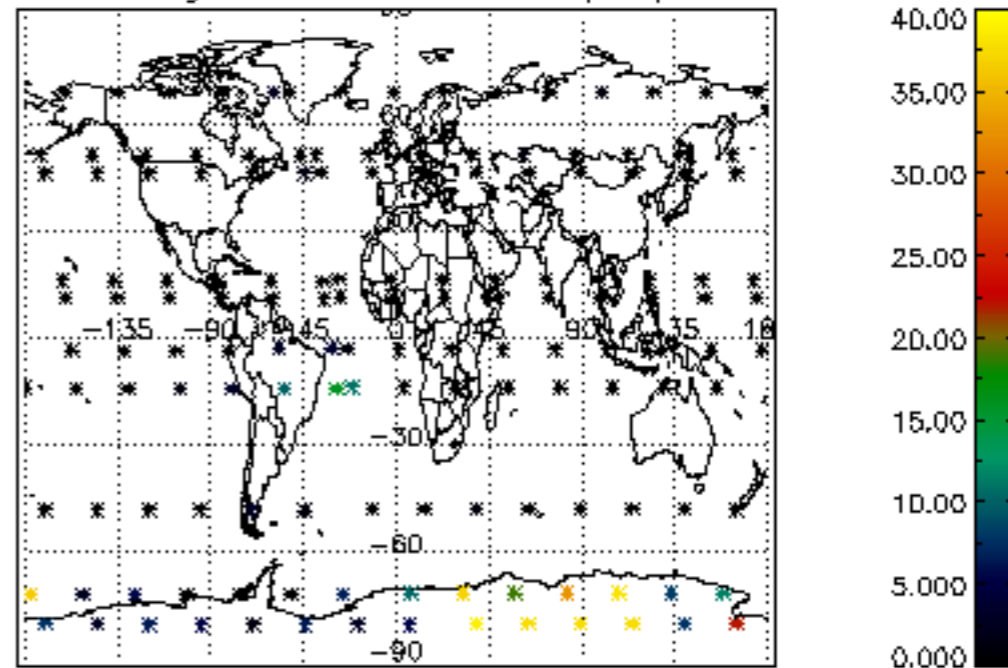
Percentage of datation errors per profile



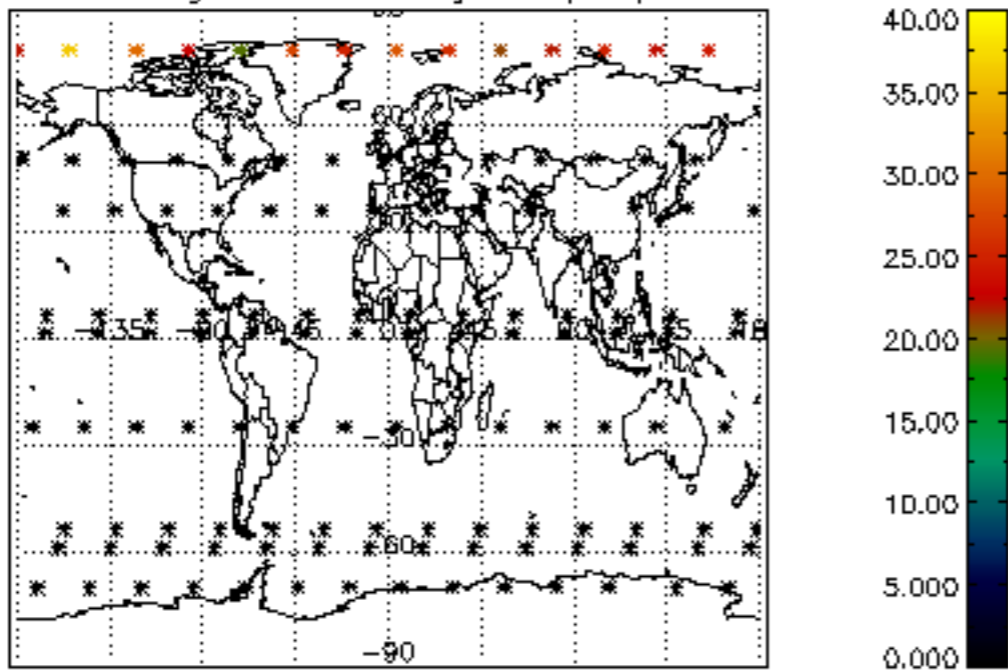
Percentage of star falling outside central band per profile



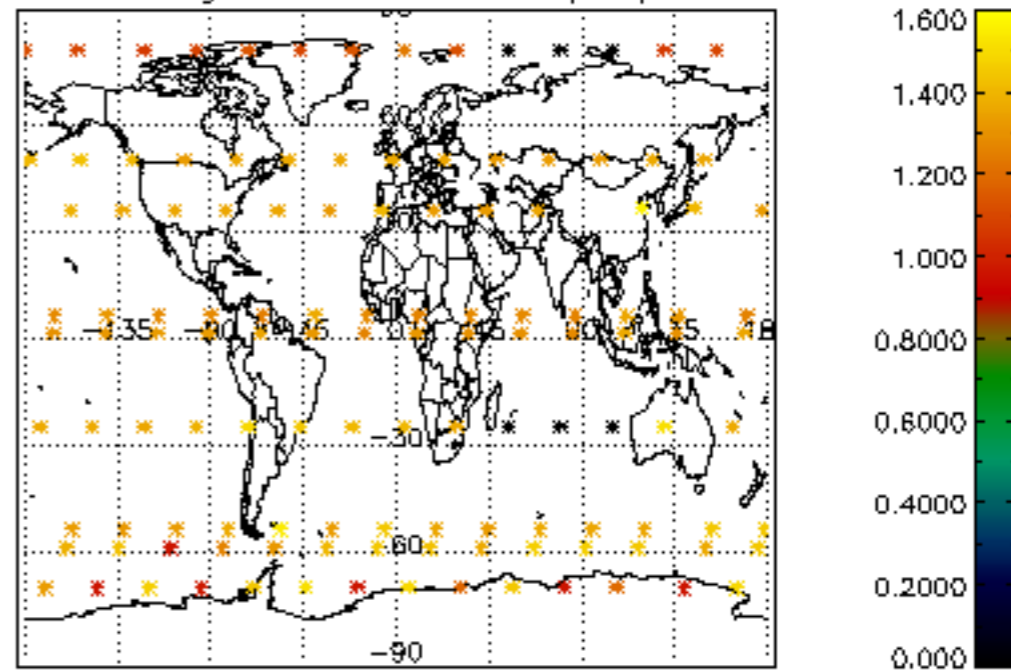
Percentage of saturation errors per profile



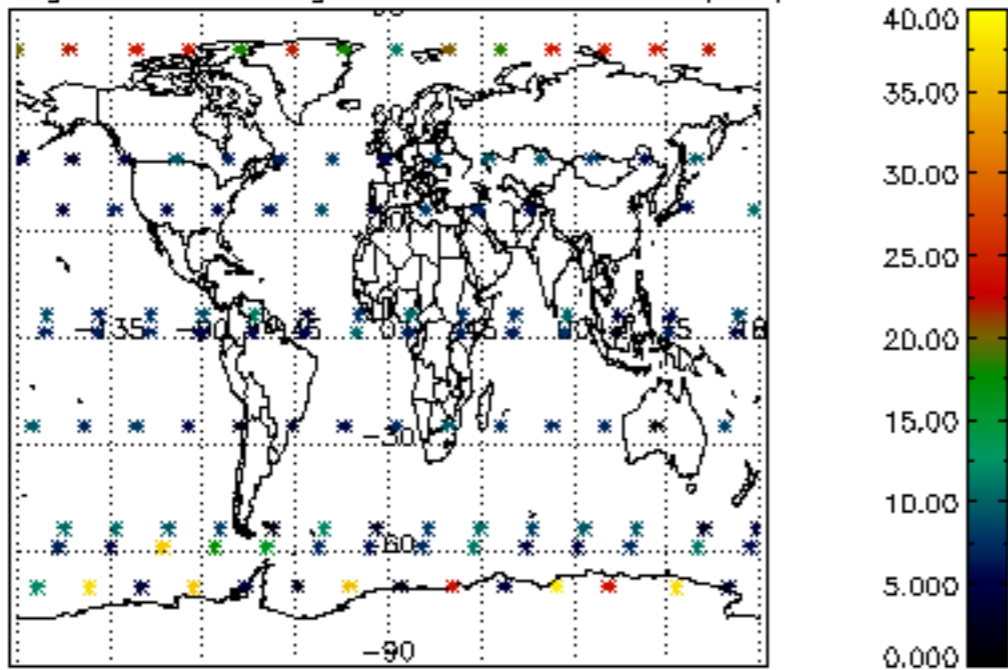
Percentage of cosmic ray hits per profile



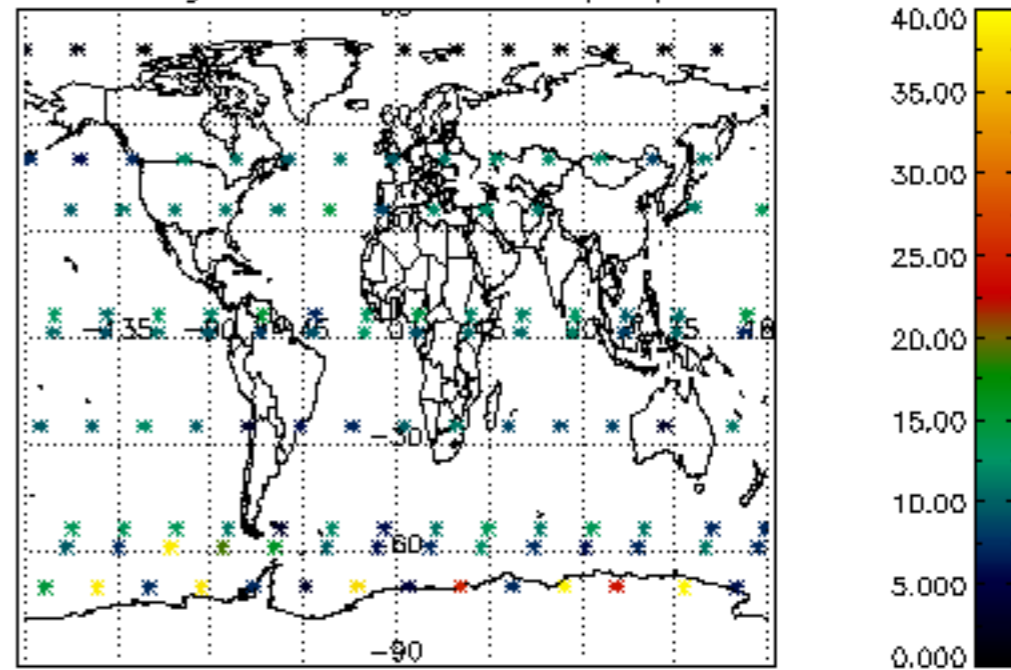
Percentage of datation errors per profile

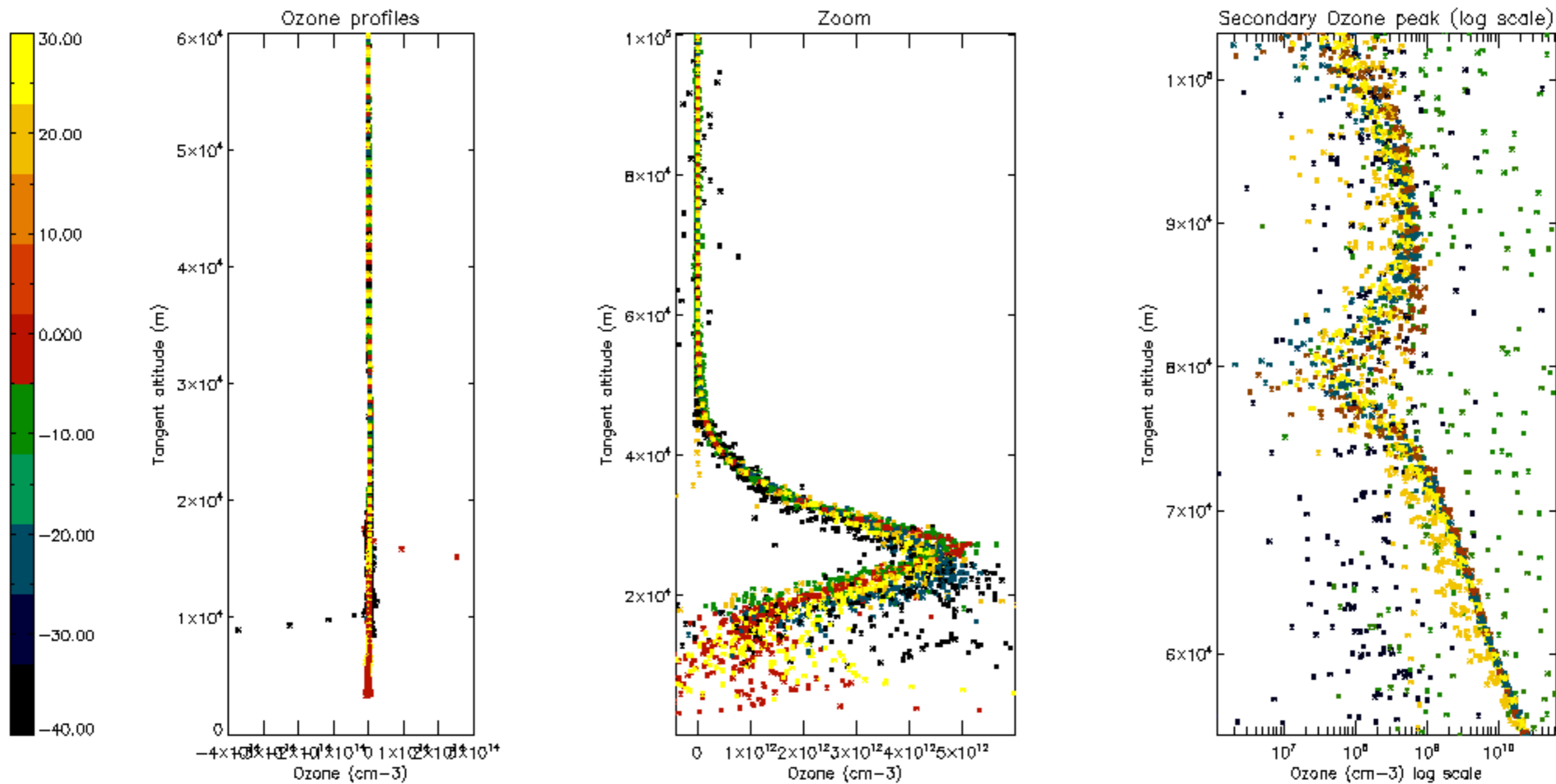


Percentage of star falling outside central band per profile

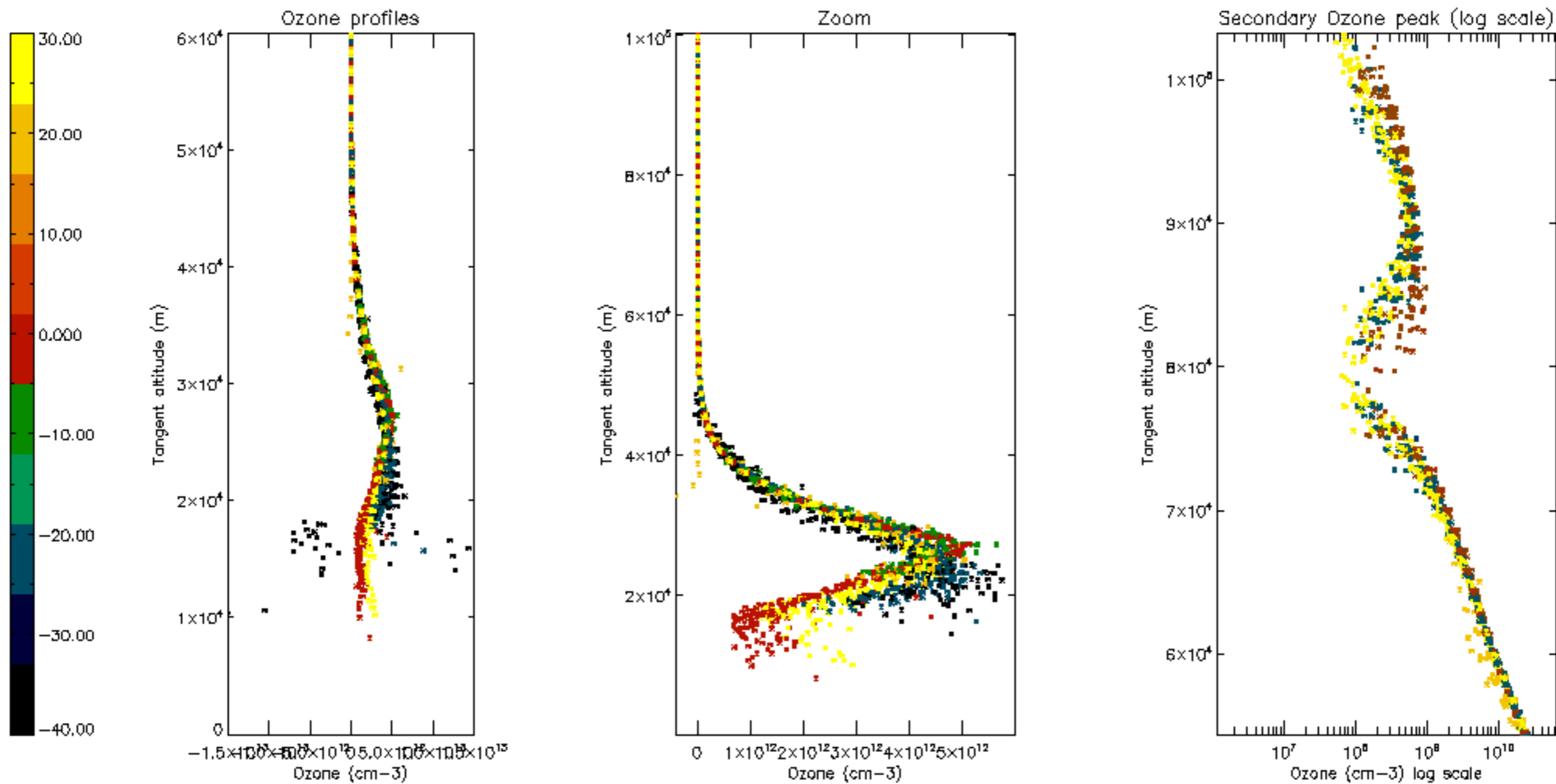


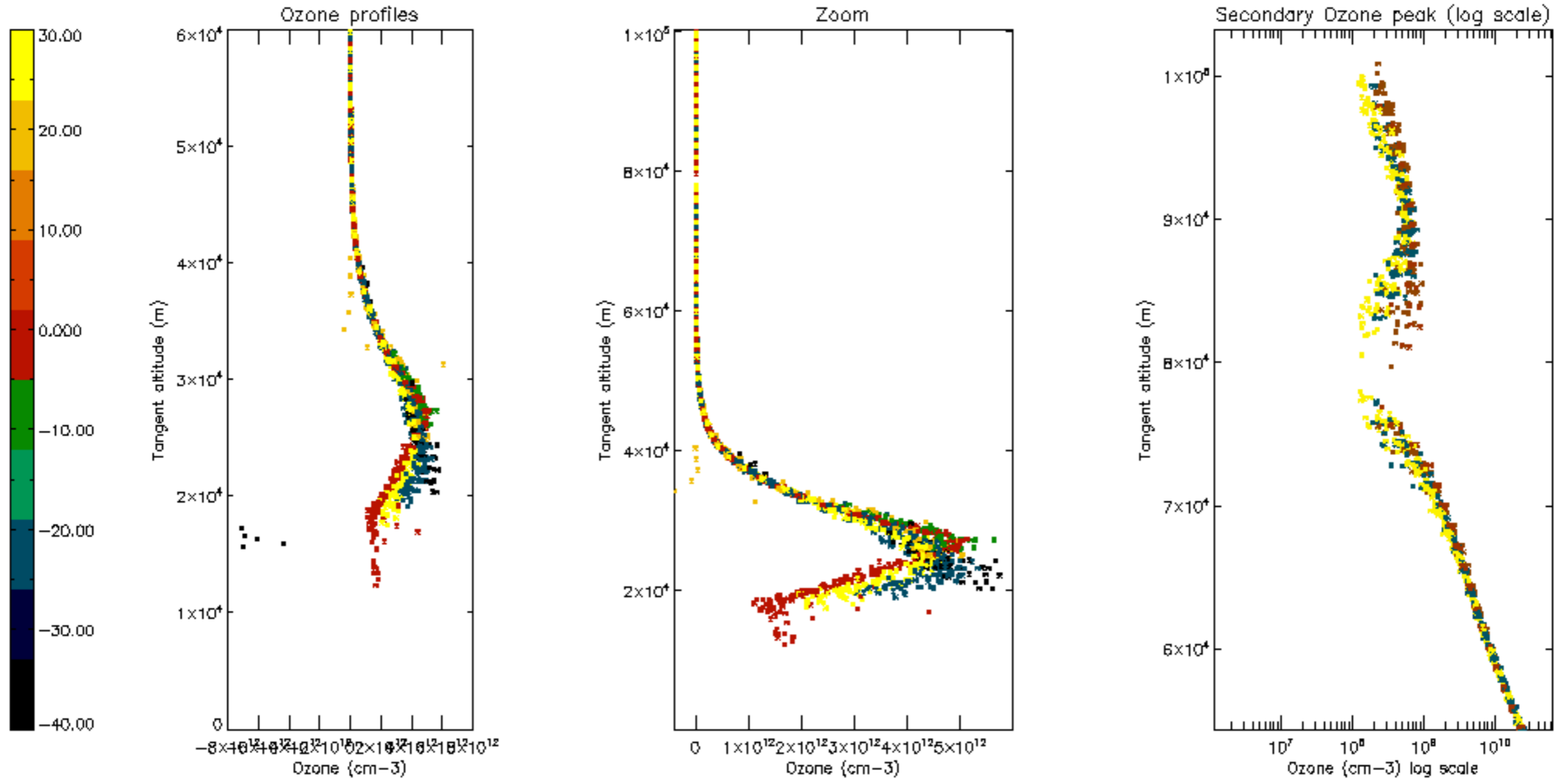
Percentage of saturation errors per profile

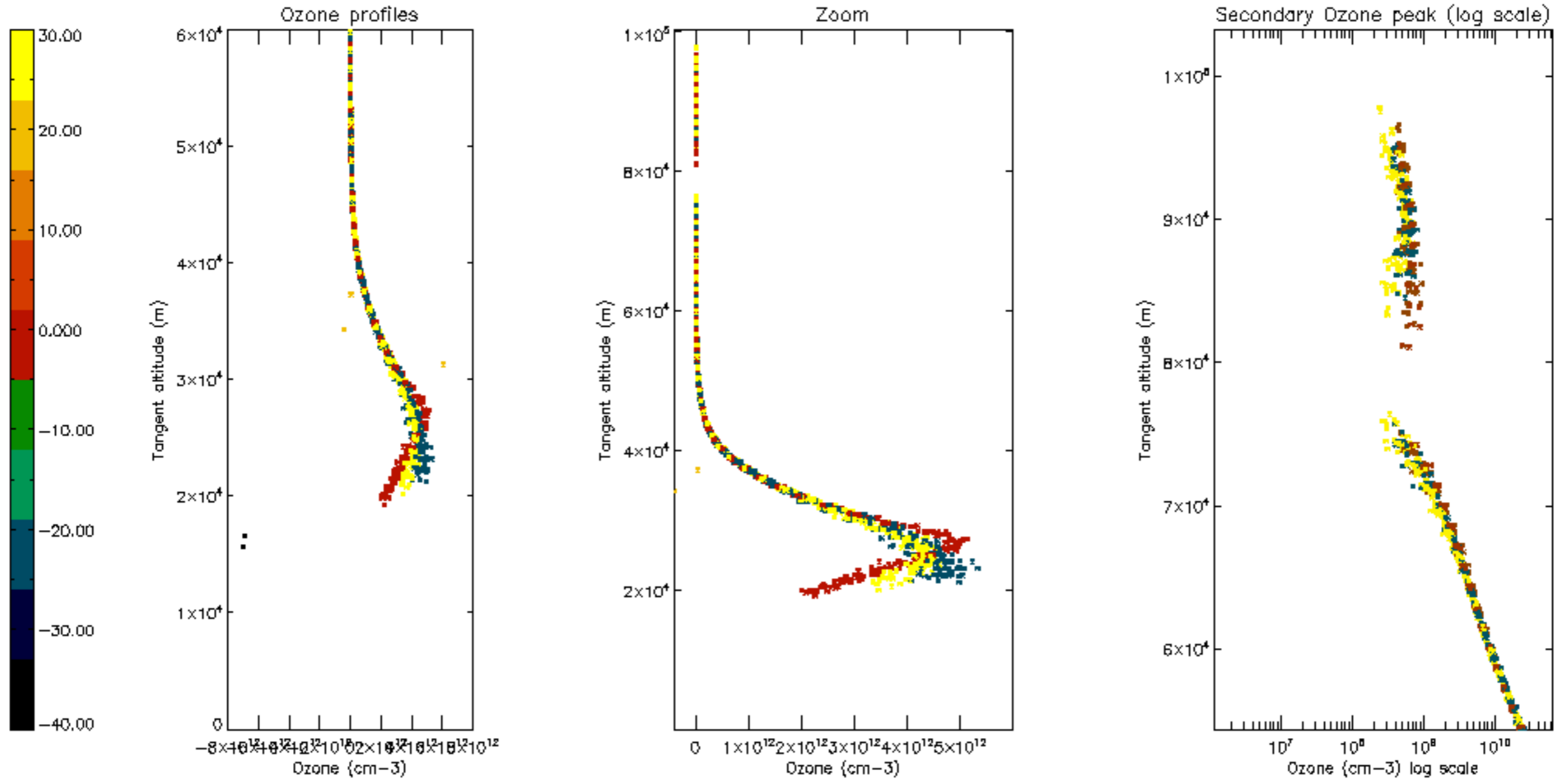


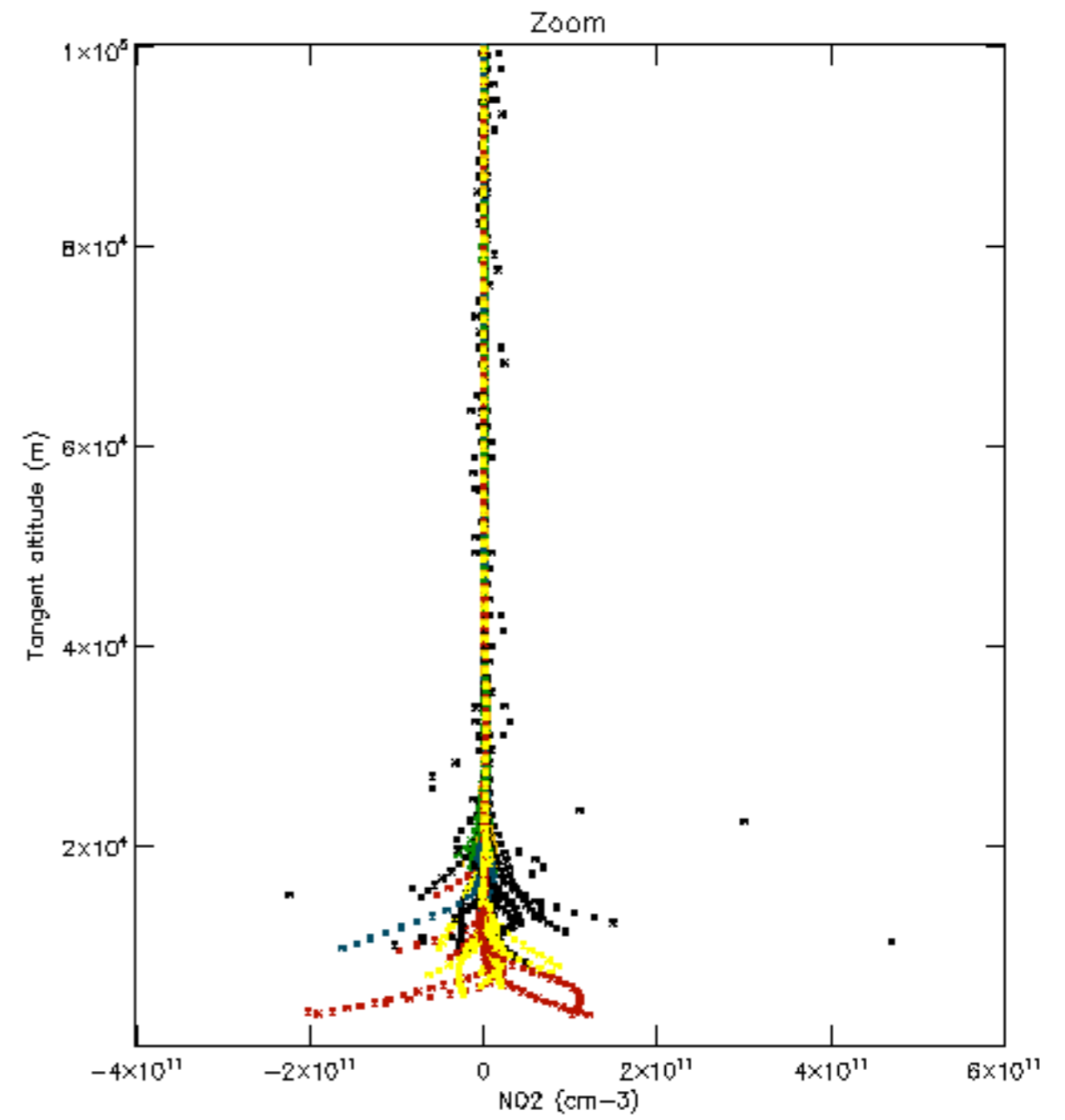
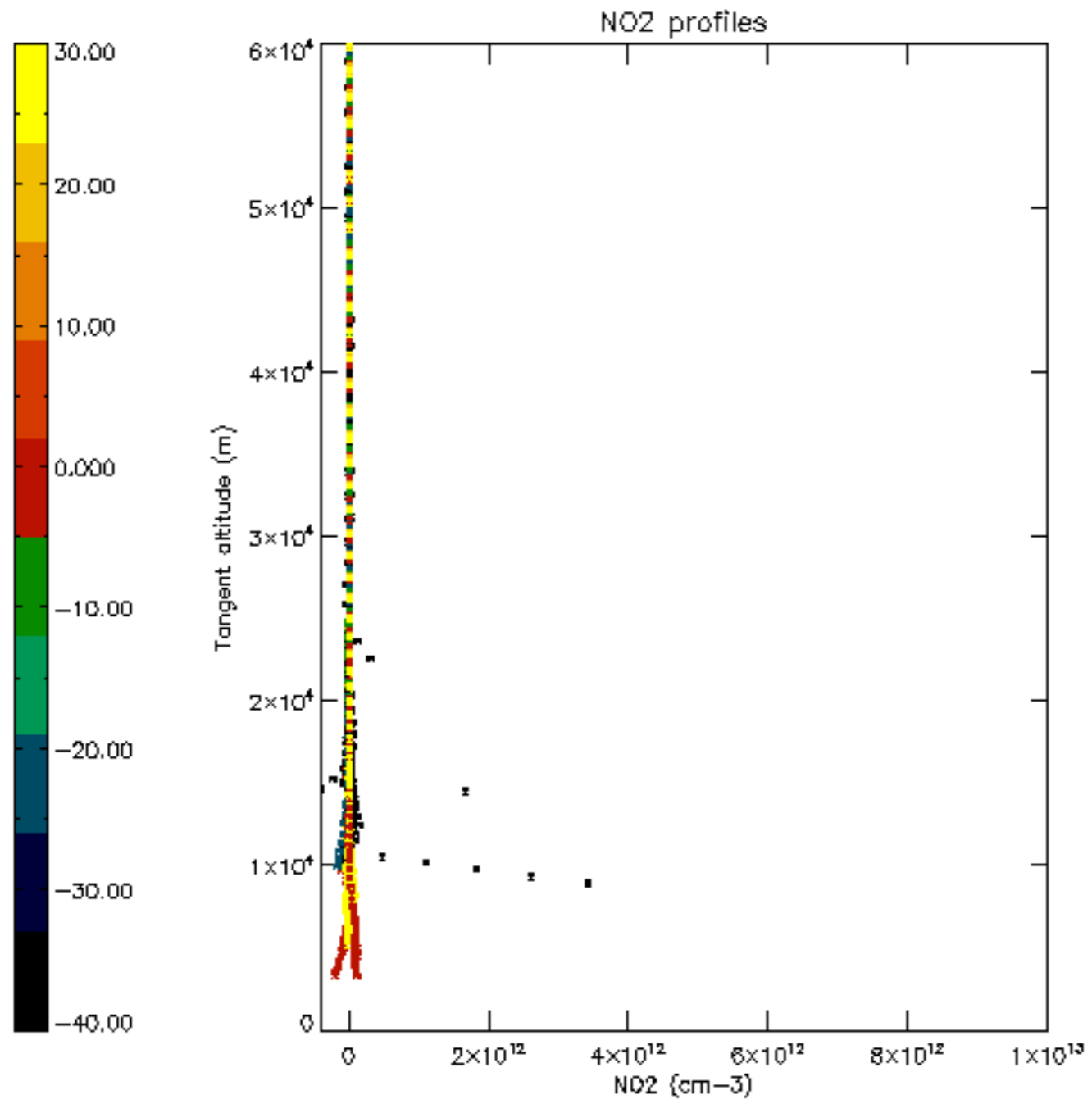




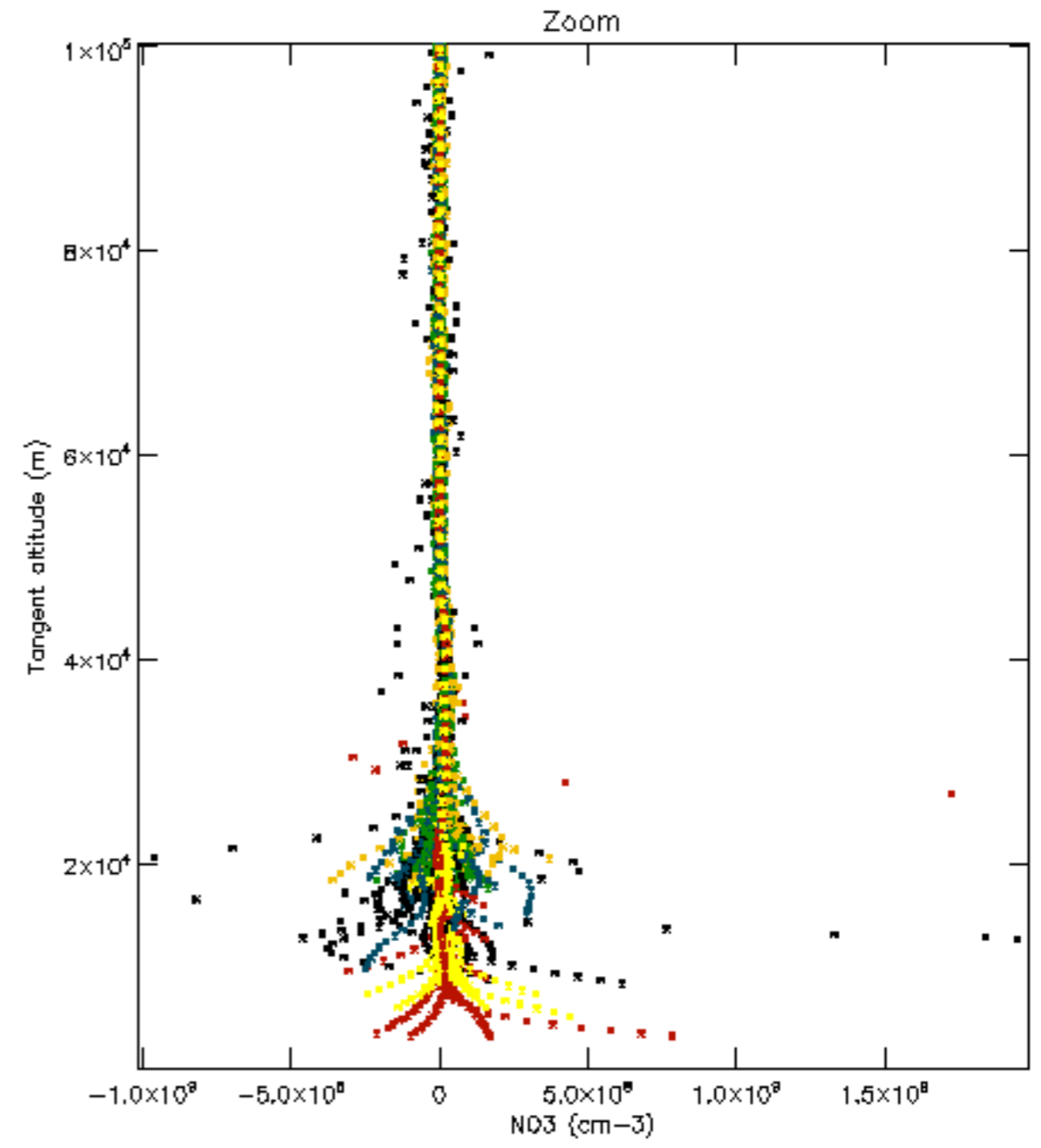
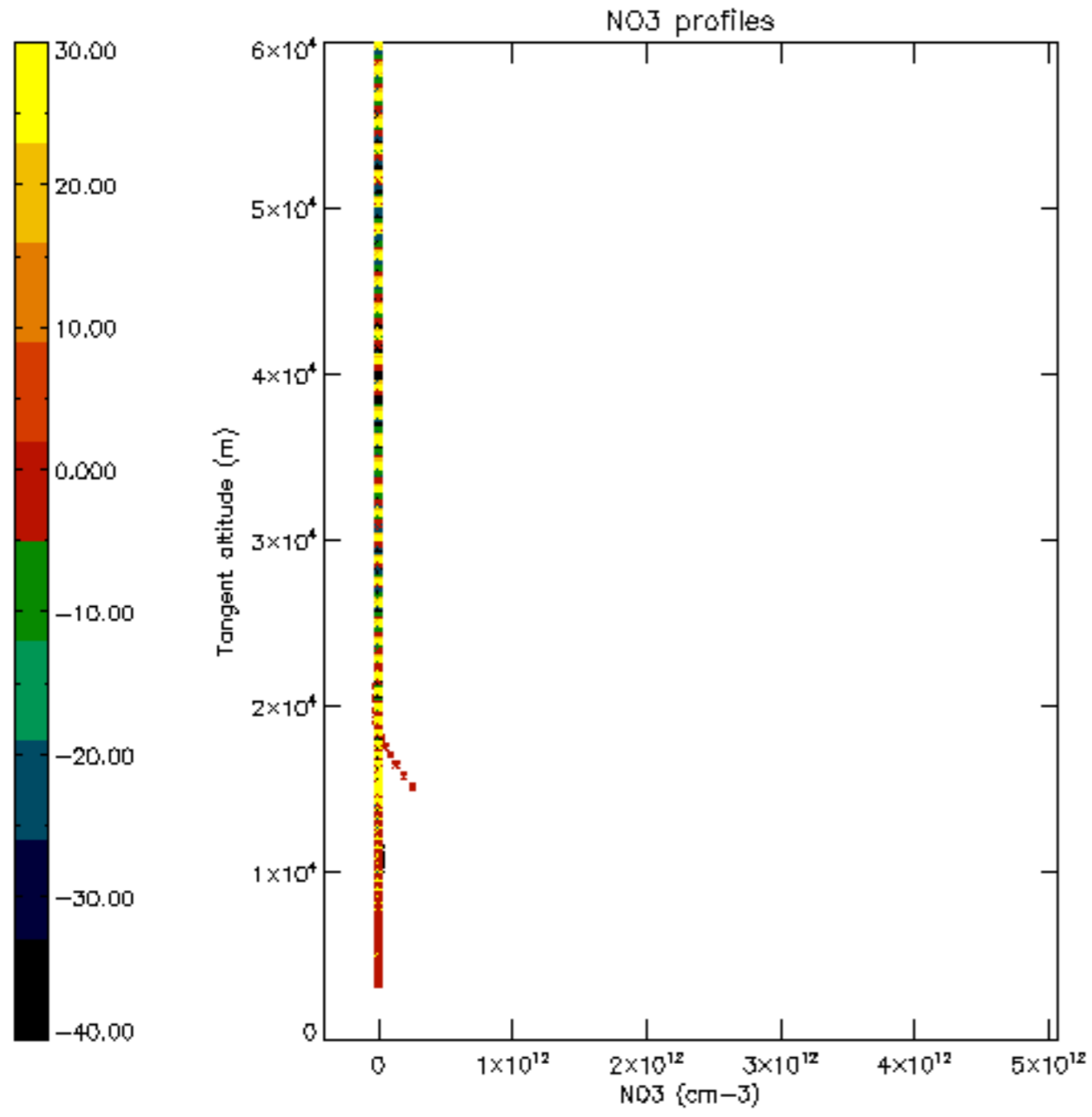


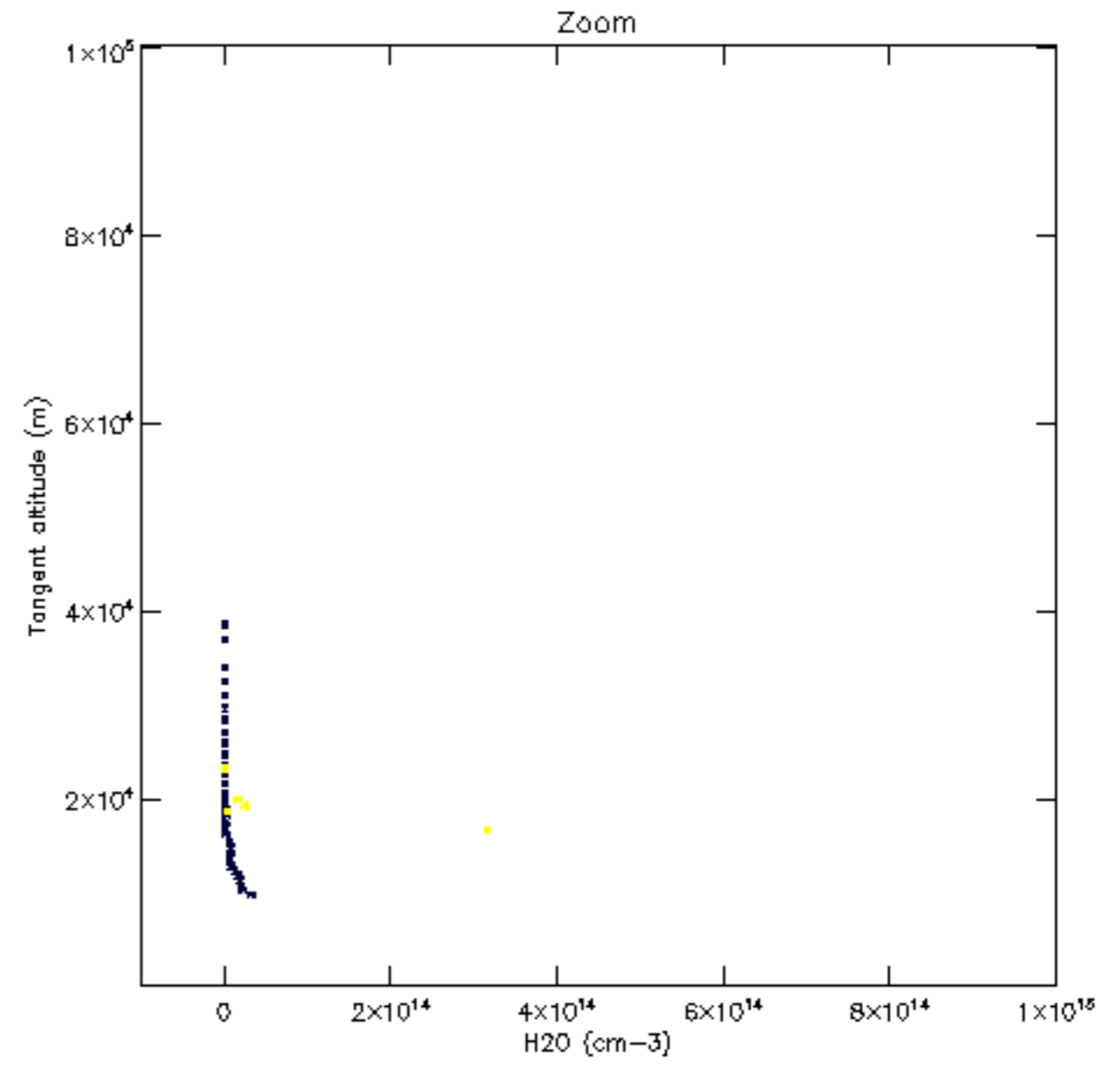
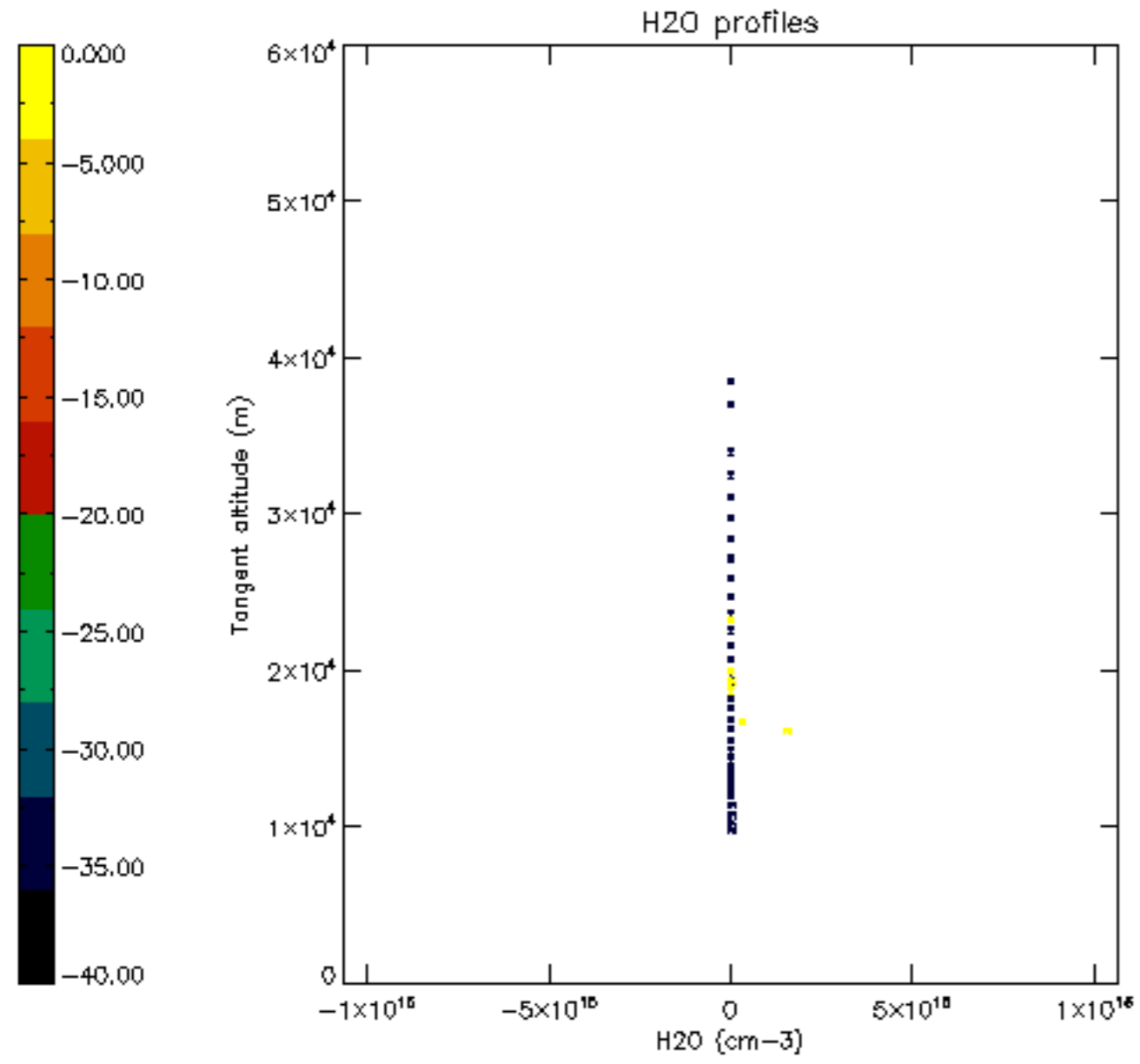


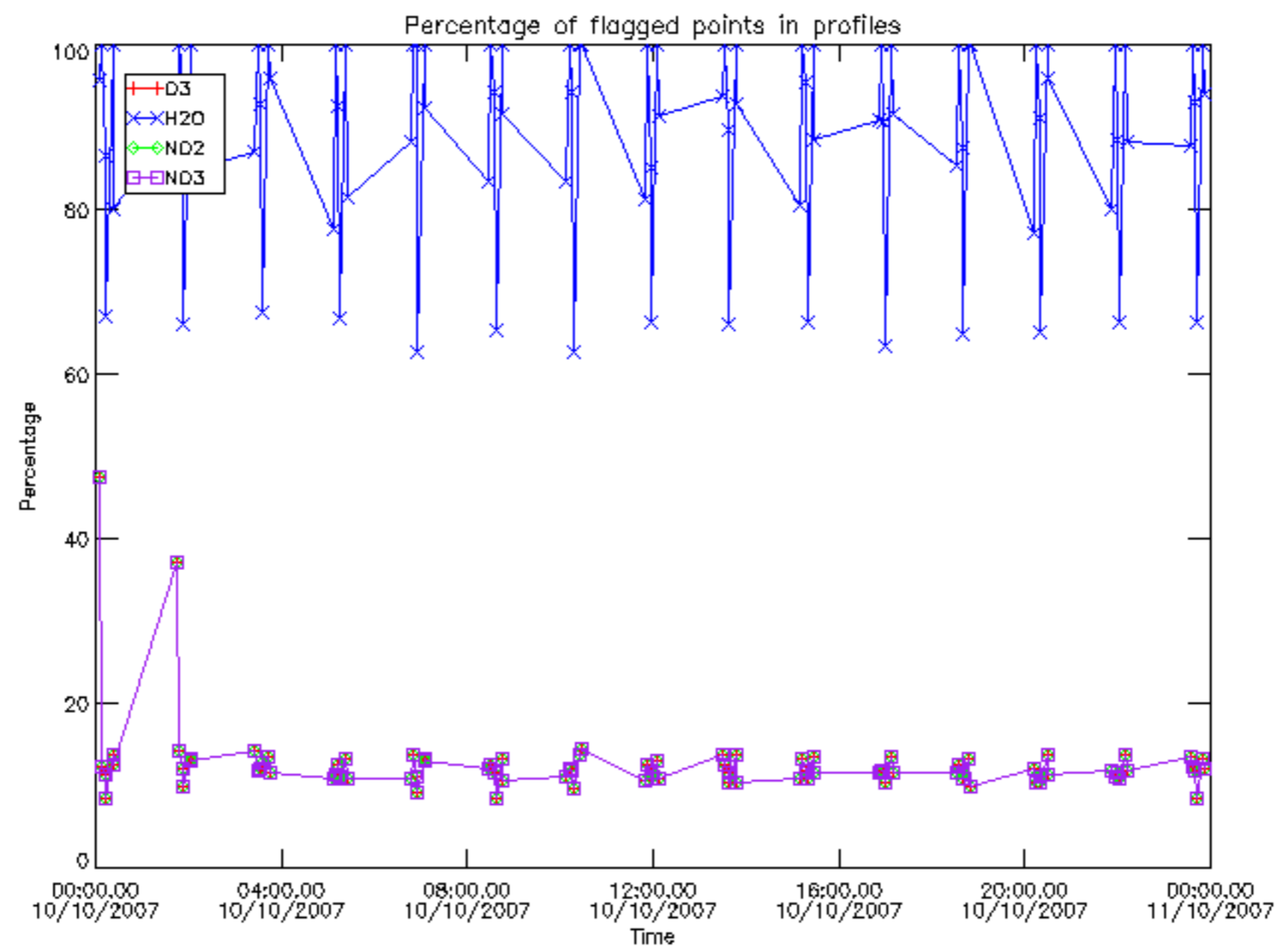




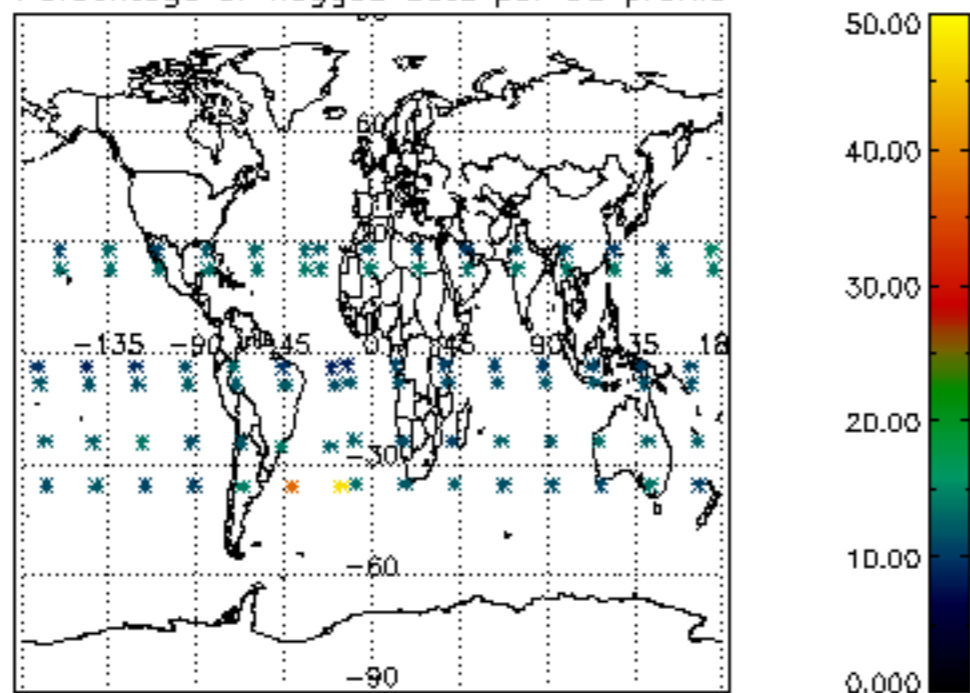




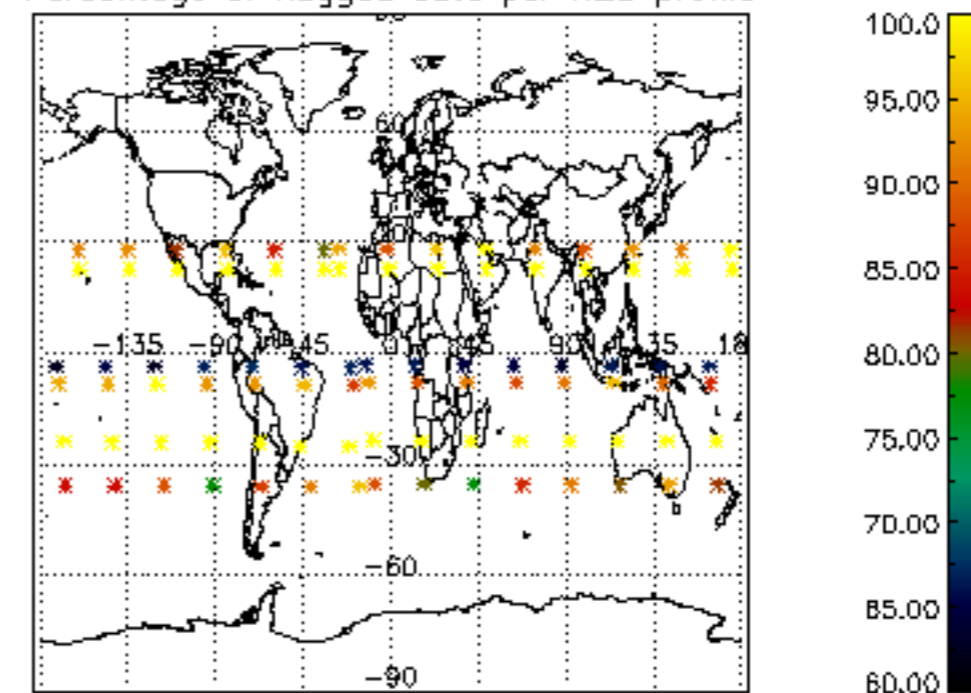




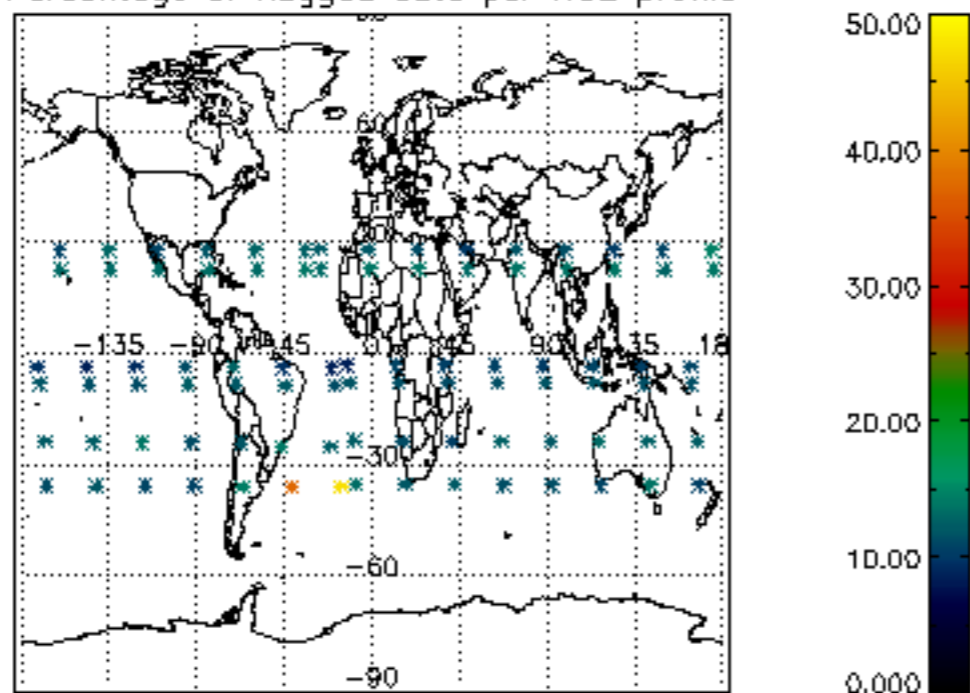
Percentage of flagged data per D3 profile



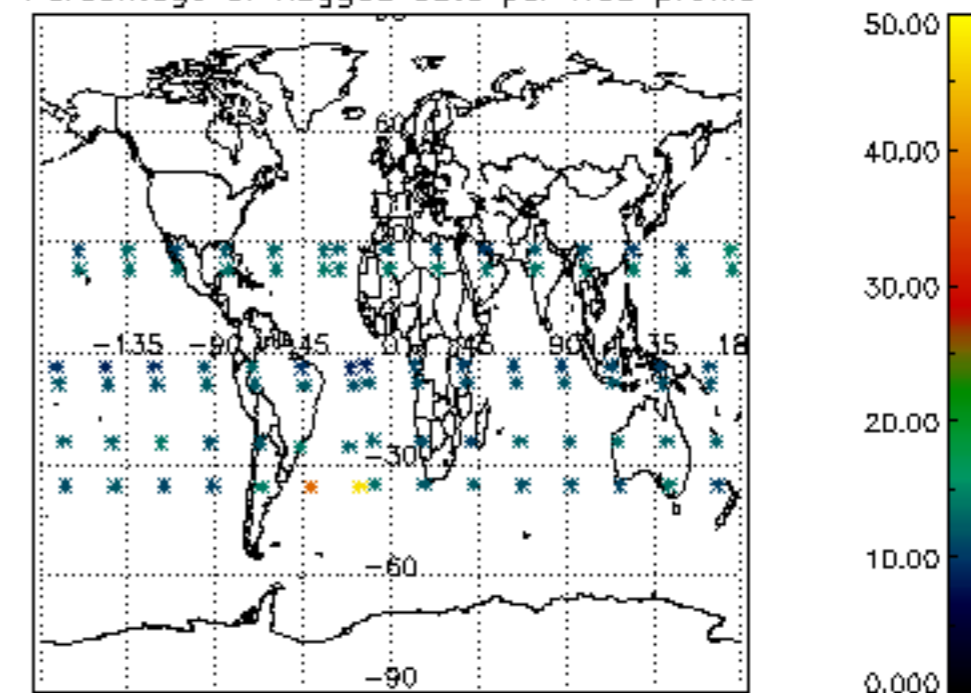
Percentage of flagged data per H2O profile



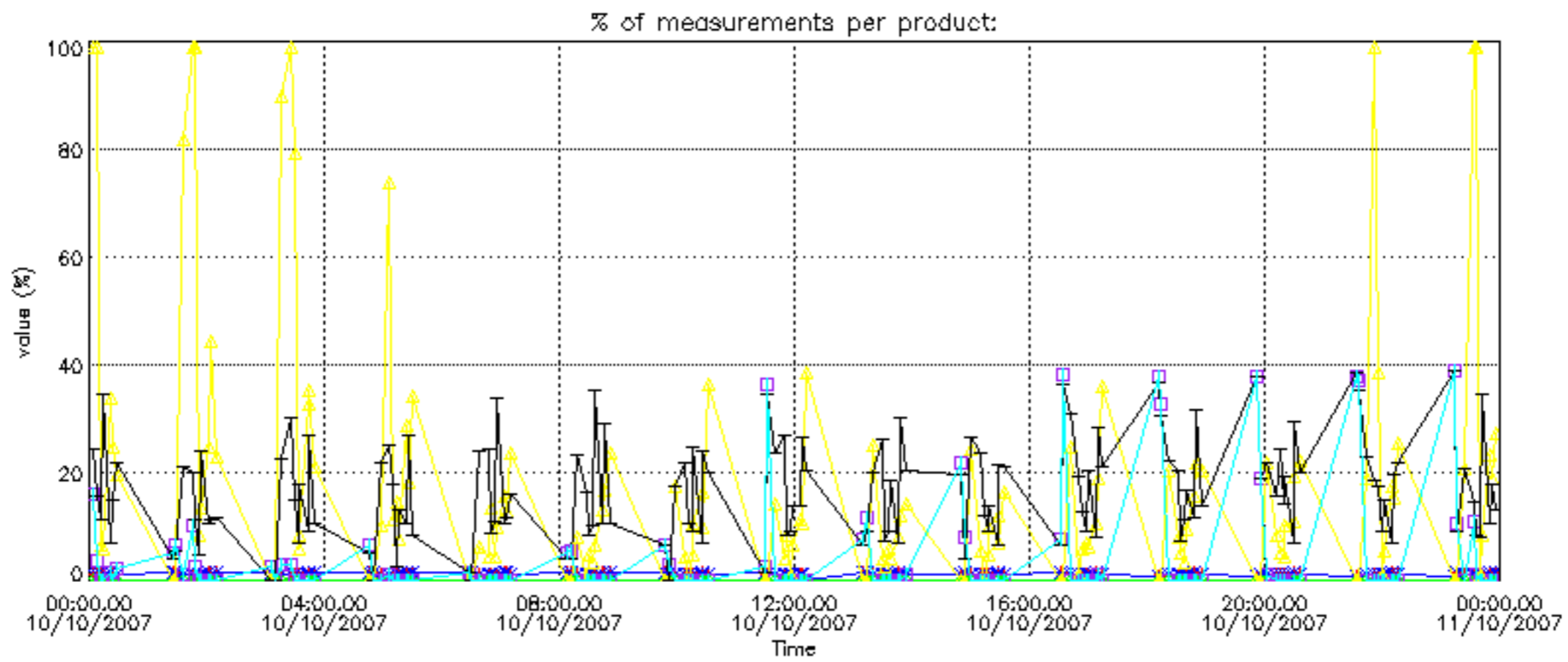
Percentage of flagged data per NO2 profile

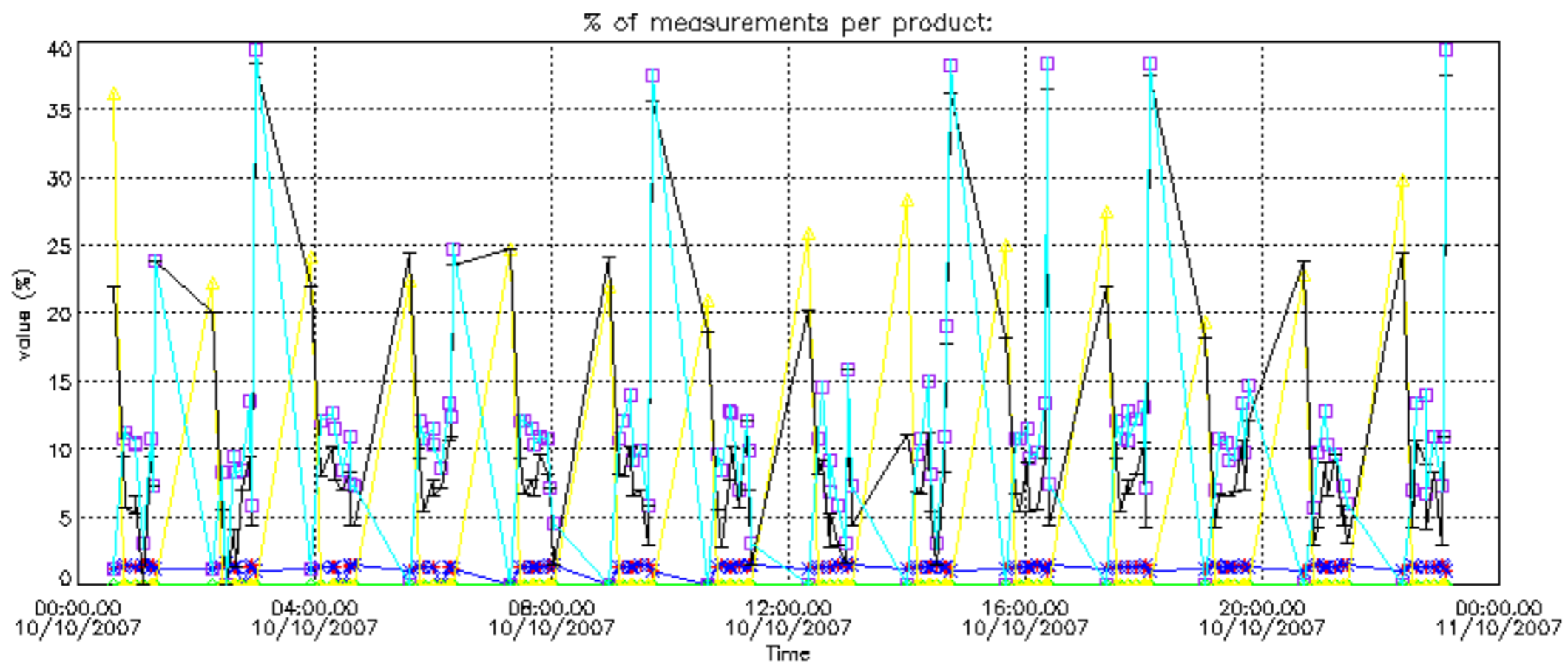


Percentage of flagged data per NO3 profile

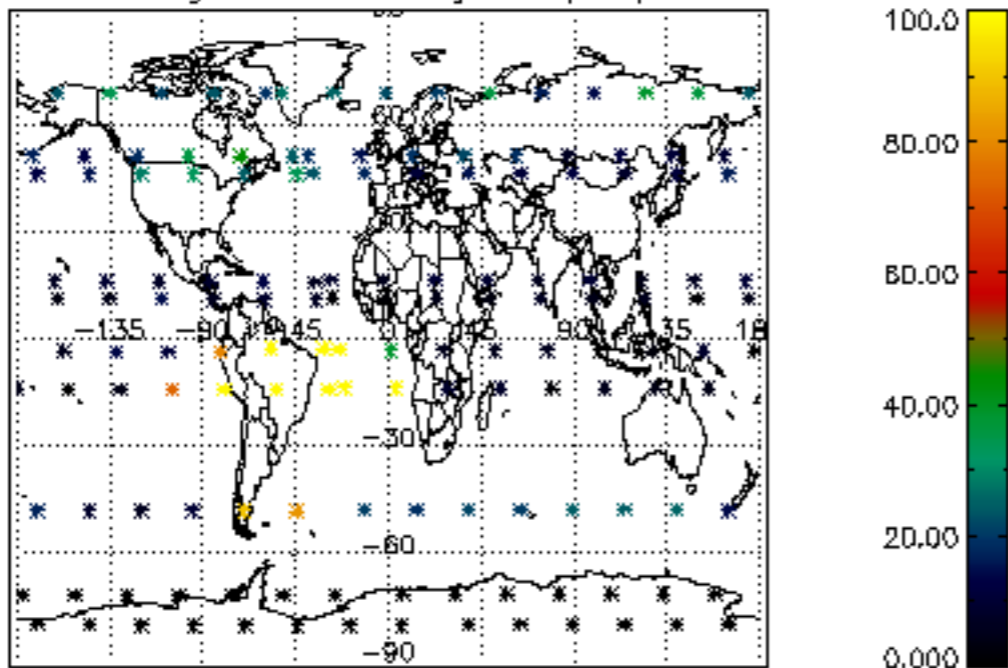




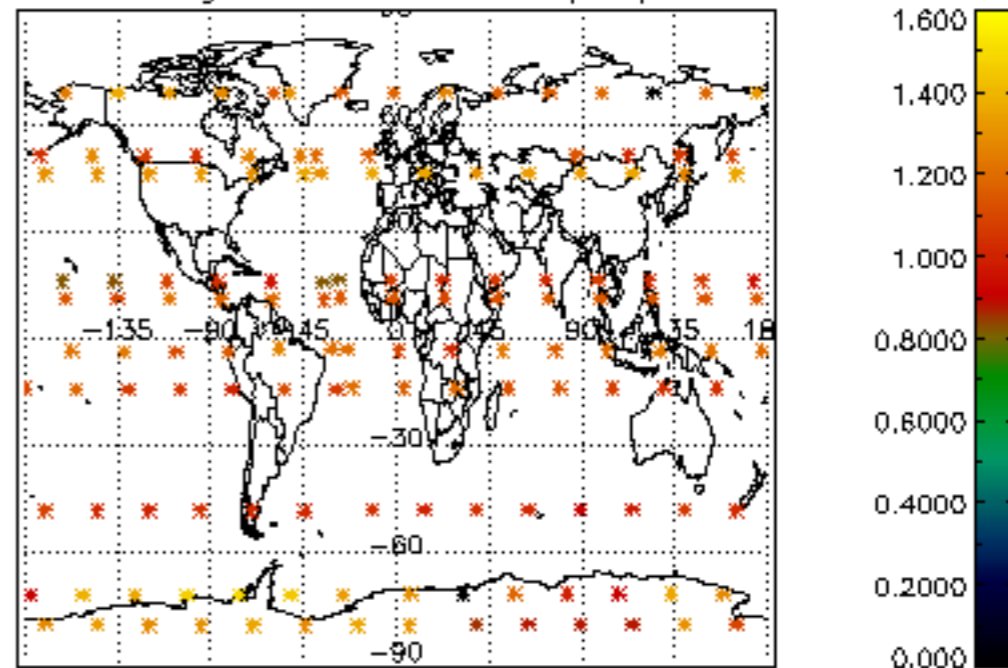




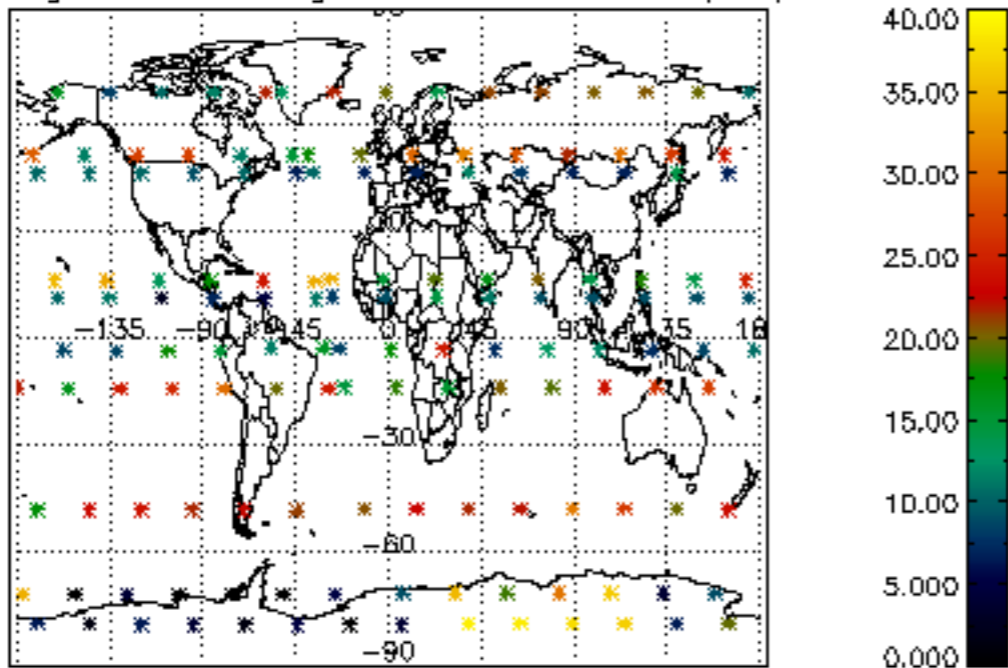
Percentage of cosmic ray hits per profile



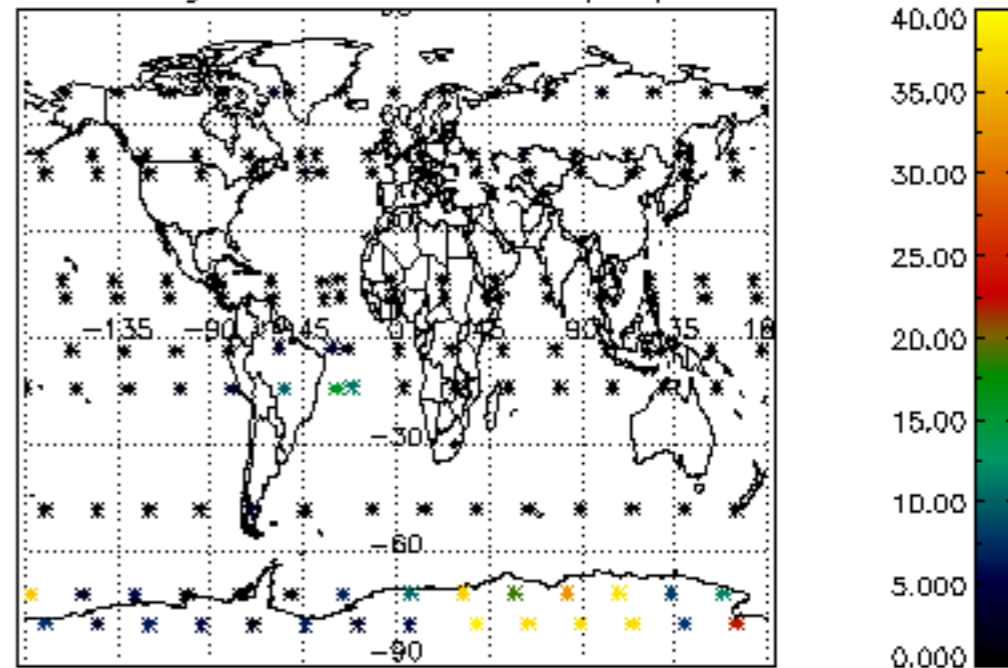
Percentage of datation errors per profile



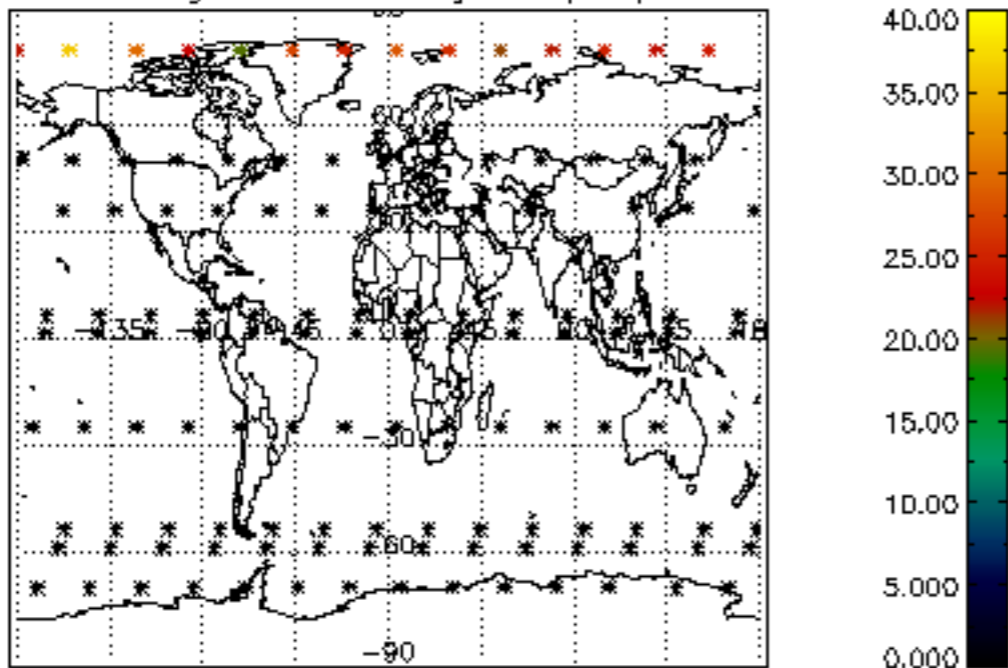
Percentage of star falling outside central band per profile



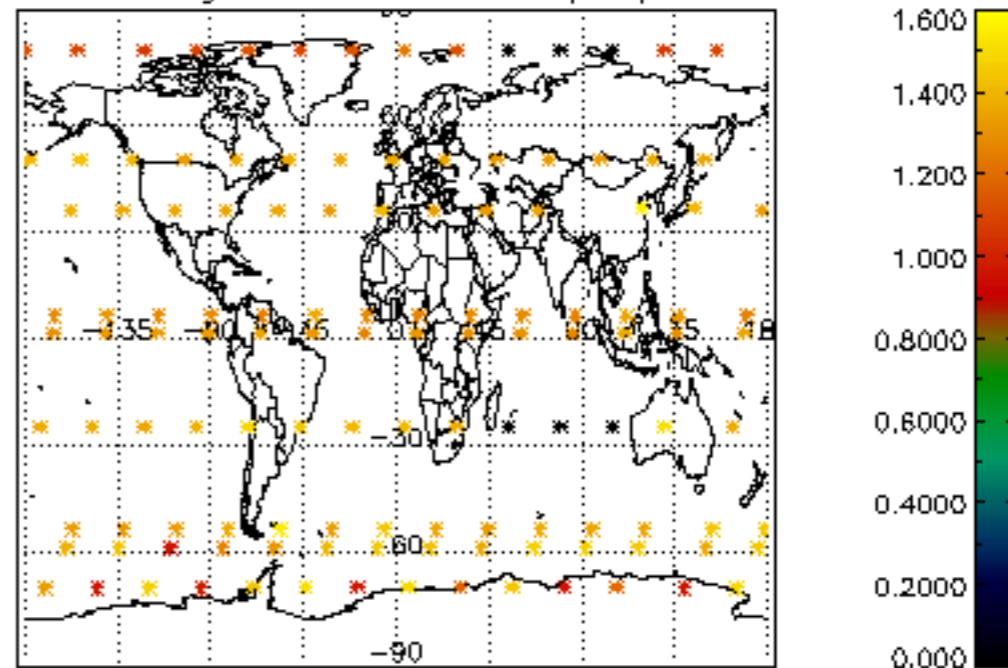
Percentage of saturation errors per profile



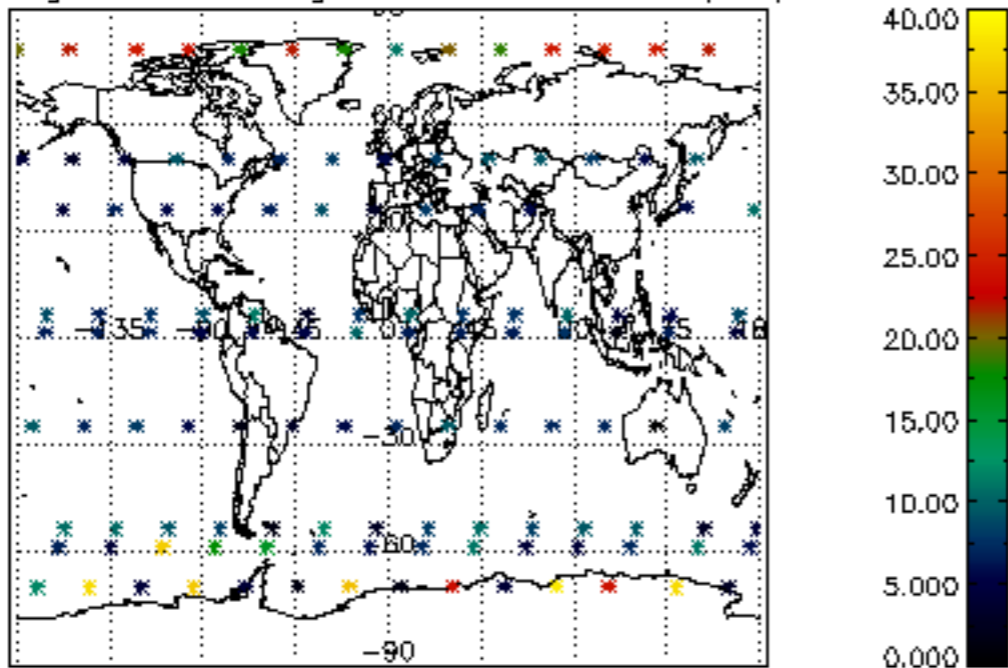
Percentage of cosmic ray hits per profile



Percentage of datation errors per profile



Percentage of star falling outside central band per profile



Percentage of saturation errors per profile

