

GOMOS Level 2 Daily Report

SUMMARY

[1. General Info](#)

[2. Summary of processed GOM_NL_2P products](#)

[3. Level 2 Quality information per product](#)

[3.1 Plot of level 2 quality information per product \(time dependant\)](#)

[3.2 Plot of level 2 quality information per product \(world map\)](#)

[4. Level 1 Quality information per product \(stored on level 2 products\)](#)

[4.1 Plot of level 1 quality information per product \(time dependant\)](#)

[4.1.1 Plot of level 1 quality information per product \(time dependant\): ASCENDING](#)

[4.1.2 Plot of level 1 quality information per product \(time dependant\): DESCENDING](#)

[4.2 Plot of level 1 quality information per product \(world map\)](#)

[4.2.1 Plot of level 1 quality information per product \(world map\): ASCENDING](#)

[4.2.2 Plot of level 1 quality information per product \(world map\): DESCENDING](#)

[5. Ozone profiles based on quality statistics and other trace gas profiles](#)

[5.1 Ozone statistics based on quality of products](#)

[5.2 Plot ozone profiles for all STD \(dark without errors\)](#)

[5.3 Plot ozone profiles where STD < 20% \(dark without errors\)](#)

[5.4. Plot ozone profiles where STD < 10% \(dark without errors\)](#)

[5.5. Plot ozone profiles where STD < 5% \(dark without errors\)](#)

[5.6 Plot NO2 profiles for all STD \(dark without errors\)](#)

[5.7 Plot NO3 profiles for all STD \(dark without errors\)](#)

[5.8 Plot H2O profiles \(only for occultations of stars 1,2,3,4,13,14,16,26,63 dark without errors\) for all STD](#)

[6. Auxiliary Data Files used for the production reported in section 2](#)

This report presents the daily analysis on parameters extracted from GOMOS level 2 data (GOM_NL__2P). It is intended to monitor some important parameters that will impact the quality of these products. A list of level 2 products (and content) that have arrived during the reporting day to the PCF is also given.

Item	Value
Time of report generation	23APR2013 07:07:22
Data source version	GOMOS/6.01
Start time of products	08-10-2007 (08OCT2007 00:00:00)
Stop time of products	09-10-2007 (09OCT2007 00:00:00)
Store outputs in DB	Yes
Nb of level 2 prods	285
Nb of prods with errors	0

2. Summary of processed GOM_NL__2P products.

Nr	Filename	UTC Start time	Limb	Duration	Star Id	Star Name	Star Mag	Star Temp	Nb Meas	Orbit	Prod. error
1	GOM_NL__2PRFIN20071008_000742_000000382062_00188_29300_0815.N1	08-OCT-2007 00:07:42	Bright	38.000	140	88Gam Peg	2.8340	26000.	76	29300	No
2	GOM_NL__2PRFIN20071008_001122_000000382062_00188_29300_0816.N1	08-OCT-2007 00:11:22	Bright	37.500	93	53Bet Peg	2.5200	3100.0	75	29300	No
3	GOM_NL__2PRFIN20071008_002005_000000382062_00188_29300_0817.N1	08-OCT-2007 00:20:05	Bright	38.000	68	18Alp Cas	2.2250	4500.0	76	29300	No
4	GOM_NL__2PRFIN20071008_002130_000000402062_00188_29300_0818.N1	08-OCT-2007 00:21:30	Bright	39.500	76	27Gam Cas	2.3000	30000.	79	29300	No
5	GOM_NL__2PRFIN20071008_002838_000000352062_00188_29300_0819.N1	08-OCT-2007 00:28:38	Bright	35.000	49	1Alp UMi	1.9900	6300.0	70	29300	No
6	GOM_NL__2PRFIN20071008_003645_000000372062_00188_29300_0820.N1	08-OCT-2007 00:36:45	Bright	36.500	36	50Alp UMa	1.8000	6300.0	73	29300	No
7	GOM_NL__2PRFIN20071008_003817_000000382062_00188_29300_0821.N1	08-OCT-2007 00:38:17	Bright	37.500	82	48Bet UMa	2.3650	10600.	75	29300	No
8	GOM_NL__2PRFIN20071008_004134_000000522062_00188_29300_0822.N1	08-OCT-2007 00:41:34	Bright	52.000	174	52Psi UMa	3.0040	4400.0	104	29300	No
9	GOM_NL__2PRFIN20071008_004818_000000462062_00188_29300_0823.N1	08-OCT-2007 00:48:18	Bright	46.000	166	17Eps Leo	2.9800	6000.0	92	29300	No
10	GOM_NL__2PRFIN20071008_005125_000000352062_00188_29300_0824.N1	08-OCT-2007 00:51:25	Bright	35.000	22	32Alp Leo	1.3600	15200.	70	29300	No
11	GOM_NL__2PRFIN20071008_005814_000000502062_00188_29300_0825.N1	08-OCT-2007 00:58:14	Twilight	50.000	48	30Alp Hya	1.9770	4100.0	100	29300	No
12	GOM_NL__2PRFIN20071008_010753_000000422062_00188_29300_0826.N1	08-OCT-2007 01:07:53	Dark	42.000	65	Lam Vel	2.2040	4400.0	84	29300	No
13	GOM_NL__2PRFIN20071008_010935_000000462062_00188_29300_0827.N1	08-OCT-2007 01:09:35	Dark	45.500	70	Zet Pup	2.2460	39000.	91	29300	No
14	GOM_NL__2PRFIN20071008_011108_000000392062_00188_29300_0828.N1	08-OCT-2007 01:11:08	Dark	38.500	46	Del Vel	1.9540	10600.	77	29300	No
15	GOM_NL__2PRFIN20071008_011446_000000452062_00189_29301_0823.N1	08-OCT-2007 01:14:46	Dark	44.500	161	Tau Pup	2.9310	4500.0	89	29301	No
16	GOM_NL__2PRFIN20071008_011610_000000592062_00189_29301_0824.N1	08-OCT-2007 01:16:10	Dark	59.000	2	Alp Car	-0.73600	7000.0	118	29301	No
17	GOM_NL__2PRFIN20071008_012453_000000392062_00189_29301_0825.N1	08-OCT-2007 01:24:53	Dark	39.000	143	Alp Hyi	2.8570	7200.0	78	29301	No
18	GOM_NL__2PRFIN20071008_012621_000000422062_00189_29301_0826.N1	08-OCT-2007 01:26:21	Dark	42.000	9	Alp Eri	0.45300	24000.	84	29301	No
19	GOM_NL__2PRFIN20071008_013133_000000442062_00189_29301_0827.N1	08-OCT-2007 01:31:33	Straylight	43.500	84	Alp Phe	2.3970	4500.0	87	29301	No
20	GOM_NL__2PRFIN20071008_013817_000000522062_00189_29301_0828.N1	08-OCT-2007 01:38:17	Straylight	52.000	52	16Bet Cet	2.0370	4500.0	104	29301	No
21	GOM_NL__2PRFIN20071008_014818_000000382062_00189_29301_0829.N1	08-OCT-2007 01:48:18	Bright	38.000	140	88Gam Peg	2.8340	26000.	76	29301	No
22	GOM_NL__2PRFIN20071008_015158_000000352062_00189_29301_0830.N1	08-OCT-2007 01:51:58	Bright	35.000	93	53Bet Peg	2.5200	3100.0	70	29301	No
23	GOM_NL__2PRFIN20071008_020041_000000392062_00189_29301_0831.N1	08-OCT-2007 02:00:41	Bright	39.000	68	18Alp Cas	2.2250	4500.0	78	29301	No
24	GOM_NL__2PRFIN20071008_020206_000000382062_00189_29301_0832.N1	08-OCT-2007 02:02:06	Bright	38.000	76	27Gam Cas	2.3000	30000.	76	29301	No
25	GOM_NL__2PRFIN20071008_020914_000000322062_00189_29301_0833.N1	08-OCT-2007 02:09:14	Bright	32.000	49	1Alp UMi	1.9900	6300.0	64	29301	No
26	GOM_NL__2PRFIN20071008_021721_000000372062_00189_29301_0834.N1	08-OCT-2007 02:17:21	Bright	37.000	36	50Alp UMa	1.8000	6300.0	74	29301	No
27	GOM_NL__2PRFIN20071008_021853_000000372062_00189_29301_0835.N1	08-OCT-2007 02:18:53	Bright	36.500	82	48Bet UMa	2.3650	10600.	73	29301	No
28	GOM_NL__2PRFIN20071008_022210_000000522062_00189_29301_0836.N1	08-OCT-2007 02:22:10	Bright	52.000	174	52Psi UMa	3.0040	4400.0	104	29301	No
29	GOM_NL__2PRFIN20071008_022854_000000392062_00189_29301_0837.N1	08-OCT-2007 02:28:54	Bright	38.500	166	17Eps Leo	2.9800	6000.0	77	29301	No
30	GOM_NL__2PRFIN20071008_023202_000000362062_00189_29301_0838.N1	08-OCT-2007 02:32:02	Bright	36.000	22	32Alp Leo	1.3600	15200.	72	29301	No
31	GOM_NL__2PRFIN20071008_023851_000000472062_00189_29301_0839.N1	08-OCT-2007 02:38:51	Twilight	47.000	48	30Alp Hya	1.9770	4100.0	94	29301	No
32	GOM_NL__2PRFIN20071008_024830_000000462062_00189_29301_0840.N1	08-OCT-2007 02:48:30	Dark	45.500	65	Lam Vel	2.2040	4400.0	91	29301	No
33	GOM_NL__2PRFIN20071008_025012_000000422062_00189_29301_0841.N1	08-OCT-2007 02:50:12	Dark	41.500	70	Zet Pup	2.2460	39000.	83	29301	No
34	GOM_NL__2PRFIN20071008_025144_000000382062_00189_29301_0842.N1	08-OCT-2007 02:51:44	Dark	37.500	46	Del Vel	1.9540	10600.	75	29301	No
35	GOM_NL__2PRFIN20071008_025523_000000442062_00190_29302_0830.N1	08-OCT-2007 02:55:23	Dark	43.500	161	Tau Pup	2.9310	4500.0	87	29302	No
36	GOM_NL__2PRFIN20071008_025647_000000452062_00190_29302_0831.N1	08-OCT-2007 02:56:47	Dark	45.000	2	Alp Car	-0.73600	7000.0	90	29302	No
37	GOM_NL__2PRFIN20071008_030530_000000392062_00190_29302_0832.N1	08-OCT-2007 03:05:30	Dark	38.500	143	Alp Hyi	2.8570	7200.0	77	29302	No
38	GOM_NL__2PRFIN20071008_030657_000000412062_00190_29302_0833.N1	08-OCT-2007 03:06:57	Dark	40.500	9	Alp Eri	0.45300	24000.	81	29302	No
39	GOM_NL__2PRFIN20071008_031209_000000382062_00190_29302_0834.N1	08-OCT-2007 03:12:09	Straylight	38.000	84	Alp Phe	2.3970	4500.0	76	29302	No
40	GOM_NL__2PRFIN20071008_031854_000000462062_00190_29302_0835.N1	08-OCT-2007 03:18:54	Straylight	46.000	52	16Bet Cet	2.0370	4500.0	92	29302	No
41	GOM_NL__2PRFIN20071008_032854_000000382062_00190_29302_0836.N1	08-OCT-2007 03:28:54	Bright	38.000	140	88Gam Peg	2.8340	26000.	76	29302	No
42	GOM_NL__2PRFIN20071008_033234_000000382062_00190_29302_0837.N1	08-OCT-2007 03:32:34	Bright	37.500	93	53Bet Peg	2.5200	3100.0	75	29302	No

43	GOM_NL__2PRFIN20071008_034117_000000372062_00190_29302_0838.N1	08-OCT-2007 03:41:17	Bright	36.500	68	18Alp Cas	2.2250	4500.0	73	29302	No
44	GOM_NL__2PRFIN20071008_034241_000000372062_00190_29302_0839.N1	08-OCT-2007 03:42:41	Bright	36.500	76	27Gam Cas	2.3000	30000.	73	29302	No
45	GOM_NL__2PRFIN20071008_034950_000000352062_00190_29302_0840.N1	08-OCT-2007 03:49:50	Bright	35.000	49	1Alp UMi	1.9900	6300.0	70	29302	No
46	GOM_NL__2PRFIN20071008_035757_000000372062_00190_29302_0841.N1	08-OCT-2007 03:57:57	Bright	36.500	36	50Alp UMa	1.8000	6300.0	73	29302	No
47	GOM_NL__2PRFIN20071008_035929_000000352062_00190_29302_0842.N1	08-OCT-2007 03:59:29	Bright	35.000	82	48Bet UMa	2.3650	10600.	70	29302	No
48	GOM_NL__2PRFIN20071008_040246_000000402062_00190_29302_0843.N1	08-OCT-2007 04:02:46	Bright	40.000	174	52Psi UMa	3.0040	4400.0	80	29302	No
49	GOM_NL__2PRFIN20071008_040930_000000372062_00190_29302_0844.N1	08-OCT-2007 04:09:30	Bright	37.000	166	17Eps Leo	2.9800	6000.0	74	29302	No
50	GOM_NL__2PRFIN20071008_041238_000000362062_00190_29302_0845.N1	08-OCT-2007 04:12:38	Bright	35.500	22	32Alp Leo	1.3600	15200.	71	29302	No
51	GOM_NL__2PRFIN20071008_041927_000000472062_00190_29302_0846.N1	08-OCT-2007 04:19:27	Twilight	46.500	48	30Alp Hya	1.9770	4100.0	93	29302	No
52	GOM_NL__2PRFIN20071008_042906_000000492062_00190_29302_0847.N1	08-OCT-2007 04:29:06	Dark	49.000	65	Lam Vel	2.2040	4400.0	98	29302	No
53	GOM_NL__2PRFIN20071008_043049_000000442062_00190_29302_0848.N1	08-OCT-2007 04:30:49	Dark	43.500	70	Zet Pup	2.2460	39000.	87	29302	No
54	GOM_NL__2PRFIN20071008_043220_000000392062_00190_29302_0849.N1	08-OCT-2007 04:32:20	Dark	39.000	46	Del Vel	1.9540	10600.	78	29302	No
55	GOM_NL__2PRFIN20071008_043600_000000432062_00191_29303_0834.N1	08-OCT-2007 04:36:00	Dark	43.000	161	Tau Pup	2.9310	4500.0	86	29303	No
56	GOM_NL__2PRFIN20071008_043724_000000582062_00191_29303_0835.N1	08-OCT-2007 04:37:24	Dark	58.000	2	Alp Car	-0.73600	7000.0	116	29303	No
57	GOM_NL__2PRFIN20071008_044606_000000382062_00191_29303_0836.N1	08-OCT-2007 04:46:06	Dark	37.500	143	Alp Hyi	2.8570	7200.0	75	29303	No
58	GOM_NL__2PRFIN20071008_044733_000000482062_00191_29303_0837.N1	08-OCT-2007 04:47:33	Dark	48.000	9	Alp Eri	0.45300	24000.	96	29303	No
59	GOM_NL__2PRFIN20071008_045245_000000432062_00191_29303_0838.N1	08-OCT-2007 04:52:45	Straylight	43.000	84	Alp Phe	2.3970	4500.0	86	29303	No
60	GOM_NL__2PRFIN20071008_045930_000000442062_00191_29303_0839.N1	08-OCT-2007 04:59:30	Straylight	43.500	52	16Bet Cet	2.0370	4500.0	87	29303	No
61	GOM_NL__2PRFIN20071008_050930_000000362062_00191_29303_0840.N1	08-OCT-2007 05:09:30	Bright	36.000	140	88Gam Peg	2.8340	26000.	72	29303	No
62	GOM_NL__2PRFIN20071008_051310_000000382062_00191_29303_0841.N1	08-OCT-2007 05:13:10	Bright	38.000	93	53Bet Peg	2.5200	3100.0	76	29303	No
63	GOM_NL__2PRFIN20071008_052152_000000402062_00191_29303_0842.N1	08-OCT-2007 05:21:52	Bright	39.500	68	18Alp Cas	2.2250	4500.0	79	29303	No
64	GOM_NL__2PRFIN20071008_052317_000000392062_00191_29303_0843.N1	08-OCT-2007 05:23:17	Bright	38.500	76	27Gam Cas	2.3000	30000.	77	29303	No
65	GOM_NL__2PRFIN20071008_053026_000000332062_00191_29303_0844.N1	08-OCT-2007 05:30:26	Bright	33.000	49	1Alp UMi	1.9900	6300.0	66	29303	No
66	GOM_NL__2PRFIN20071008_053833_000000372062_00191_29303_0845.N1	08-OCT-2007 05:38:33	Bright	37.000	36	50Alp UMa	1.8000	6300.0	74	29303	No
67	GOM_NL__2PRFIN20071008_054005_000000522062_00191_29303_0846.N1	08-OCT-2007 05:40:05	Bright	52.000	82	48Bet UMa	2.3650	10600.	104	29303	No
68	GOM_NL__2PRFIN20071008_054322_000000352062_00191_29303_0847.N1	08-OCT-2007 05:43:22	Bright	34.500	174	52Psi UMa	3.0040	4400.0	69	29303	No
69	GOM_NL__2PRFIN20071008_055006_000000372062_00191_29303_0848.N1	08-OCT-2007 05:50:06	Bright	37.000	166	17Eps Leo	2.9800	6000.0	74	29303	No
70	GOM_NL__2PRFIN20071008_055314_000000342062_00191_29303_0849.N1	08-OCT-2007 05:53:14	Bright	33.500	22	32Alp Leo	1.3600	15200.	67	29303	No
71	GOM_NL__2PRFIN20071008_060004_000000492062_00191_29303_0850.N1	08-OCT-2007 06:00:04	Twilight	49.000	48	30Alp Hya	1.9770	4100.0	98	29303	No
72	GOM_NL__2PRFIN20071008_060943_000000462062_00191_29303_0851.N1	08-OCT-2007 06:09:43	Dark	45.500	65	Lam Vel	2.2040	4400.0	91	29303	No
73	GOM_NL__2PRFIN20071008_061125_000000442062_00191_29303_0852.N1	08-OCT-2007 06:11:25	Dark	43.500	70	Zet Pup	2.2460	39000.	87	29303	No
74	GOM_NL__2PRFIN20071008_061257_000000422062_00191_29303_0853.N1	08-OCT-2007 06:12:57	Dark	41.500	46	Del Vel	1.9540	10600.	83	29303	No
75	GOM_NL__2PRFIN20071008_061637_000000422062_00192_29304_0865.N1	08-OCT-2007 06:16:37	Dark	41.500	161	Tau Pup	2.9310	4500.0	83	29304	No
76	GOM_NL__2PRFIN20071008_061801_000000582062_00192_29304_0866.N1	08-OCT-2007 06:18:01	Dark	58.000	2	Alp Car	-0.73600	7000.0	116	29304	No
77	GOM_NL__2PRFIN20071008_062642_000000382062_00192_29304_0867.N1	08-OCT-2007 06:26:42	Dark	38.000	143	Alp Hyi	2.8570	7200.0	76	29304	No
78	GOM_NL__2PRFIN20071008_062810_000000532062_00192_29304_0868.N1	08-OCT-2007 06:28:10	Dark	53.000	9	Alp Eri	0.45300	24000.	106	29304	No
79	GOM_NL__2PRFIN20071008_063322_000000442062_00192_29304_0869.N1	08-OCT-2007 06:33:22	Straylight	44.000	84	Alp Phe	2.3970	4500.0	88	29304	No
80	GOM_NL__2PRFIN20071008_064006_000000442062_00192_29304_0870.N1	08-OCT-2007 06:40:06	Straylight	43.500	52	16Bet Cet	2.0370	4500.0	87	29304	No
81	GOM_NL__2PRFIN20071008_065006_000000372062_00192_29304_0871.N1	08-OCT-2007 06:50:06	Bright	36.500	140	88Gam Peg	2.8340	26000.	73	29304	No
82	GOM_NL__2PRFIN20071008_065346_000000392062_00192_29304_0872.N1	08-OCT-2007 06:53:46	Bright	38.500	93	53Bet Peg	2.5200	3100.0	77	29304	No
83	GOM_NL__2PRFIN20071008_070228_000000392062_00192_29304_0873.N1	08-OCT-2007 07:02:28	Bright	39.000	68	18Alp Cas	2.2250	4500.0	78	29304	No
84	GOM_NL__2PRFIN20071008_070353_000000382062_00192_29304_0874.N1	08-OCT-2007 07:03:53	Bright	37.500	76	27Gam Cas	2.3000	30000.	75	29304	No
85	GOM_NL__2PRFIN20071008_071102_000000362062_00192_29304_0875.N1	08-OCT-2007 07:11:02	Bright	36.000	49	1Alp UMi	1.9900	6300.0	72	29304	No
86	GOM_NL__2PRFIN20071008_071909_000000342062_00192_29304_0876.N1	08-OCT-2007 07:19:09	Bright	34.000	36	50Alp UMa	1.8000	6300.0	68	29304	No
87	GOM_NL__2PRFIN20071008_072041_000000352062_00192_29304_0877.N1	08-OCT-2007 07:20:41	Bright	34.500	82	48Bet UMa	2.3650	10600.	69	29304	No
88	GOM_NL__2PRFIN20071008_072358_000000332062_00192_29304_0878.N1	08-OCT-2007 07:23:58	Bright	33.000	174	52Psi UMa	3.0040	4400.0	66	29304	No
89	GOM_NL__2PRFIN20071008_073042_000000362062_00192_29304_0879.N1	08-OCT-2007 07:30:42	Bright	35.500	166	17Eps Leo	2.9800	6000.0	71	29304	No
90	GOM_NL__2PRFIN20071008_073350_000000342062_00192_29304_0880.N1	08-OCT-2007 07:33:50	Bright	34.000	22	32Alp Leo	1.3600	15200.	68	29304	No
91	GOM_NL__2PRFIN20071008_074040_000000482062_00192_29304_0881.N1	08-OCT-2007 07:40:40	Twilight	47.500	48	30Alp Hya	1.9770	4100.0	95	29304	No
92	GOM_NL__2PRFIN20071008_075019_000000462062_00192_29304_0882.N1	08-OCT-2007 07:50:19	Dark	45.500	65	Lam Vel	2.2040	4400.0	91	29304	No
93	GOM_NL__2PRFIN20071008_075202_000000442062_00192_29304_0883.N1	08-OCT-2007 07:52:02	Dark	43.500	70	Zet Pup	2.2460	39000.	87	29304	No
94	GOM_NL__2PRFIN20071008_075333_000000402062_00192_29304_0884.N1	08-OCT-2007 07:53:33	Dark	39.500	46	Del Vel	1.9540	10600.	79	29304	No
95	GOM_NL__2PRFIN20071008_075713_000000452062_00193_29305_0928.N1	08-OCT-2007 07:57:13	Dark	45.000	161	Tau Pup	2.9310	4500.0	90	29305	No
96	GOM_NL__2PRFIN20071008_075837_000000592062_00193_29305_0929.N1	08-OCT-2007 07:58:37	Dark	59.000	2	Alp Car	-0.73600	7000.0	118	29305	No
97	GOM_NL__2PRFIN20071008_080719_000000382062_00193_29305_0930.N1	08-OCT-2007 08:07:19	Dark	37.500	143	Alp Hyi	2.8570	7200.0	75	29305	No
98	GOM_NL__2PRFIN20071008_080846_000000512062_00193_29305_0931.N1	08-OCT-2007 08:08:46	Dark	50.500	9	Alp Eri	0.45300	24000.	101	29305	No
99	GOM_NL__2PRFIN20071008_081358_000000422062_00193_29305_0932.N1	08-OCT-2007 08:13:58	Straylight	41.500	84	Alp Phe	2.3970	4500.0	83	29305	No
100	GOM_NL__2PRFIN20071008_082042_000000462062_00193_29305_0933.N1	08-OCT-2007 08:20:42	Straylight	45.500	52	16Bet Cet	2.0370	4500.0	91	29305	No
101	GOM_NL__2PRFIN20071008_083041_000000372062_00193_29305_0934.N1	08-OCT-2007 08:30:41	Bright	37.000	140	88Gam Peg	2.8340	26000.	74	29305	No

102	GOM_NL__2PRFIN20071008_083422_000000362062_00193_29305_0935.N1	08-OCT-2007 08:34:22	Bright	36.000	93	53Bet Peg	2.5200	3100.0	72	29305	No
103	GOM_NL__2PRFIN20071008_084304_000000392062_00193_29305_0936.N1	08-OCT-2007 08:43:04	Bright	39.000	68	18Alp Cas	2.2250	4500.0	78	29305	No
104	GOM_NL__2PRFIN20071008_084428_000000392062_00193_29305_0937.N1	08-OCT-2007 08:44:28	Bright	39.000	76	27Gam Cas	2.3000	30000.	78	29305	No
105	GOM_NL__2PRFIN20071008_085138_000000342062_00193_29305_0938.N1	08-OCT-2007 08:51:38	Bright	33.500	49	1Alp UMi	1.9900	6300.0	67	29305	No
106	GOM_NL__2PRFIN20071008_085945_000000372062_00193_29305_0939.N1	08-OCT-2007 08:59:45	Bright	37.000	36	50Alp UMa	1.8000	6300.0	74	29305	No
107	GOM_NL__2PRFIN20071008_090117_000000342062_00193_29305_0940.N1	08-OCT-2007 09:01:17	Bright	34.000	82	48Bet UMa	2.3650	10600.	68	29305	No
108	GOM_NL__2PRFIN20071008_090434_000000382062_00193_29305_0941.N1	08-OCT-2007 09:04:34	Bright	37.500	174	52Psi UMa	3.0040	4400.0	75	29305	No
109	GOM_NL__2PRFIN20071008_091119_000000372062_00193_29305_0942.N1	08-OCT-2007 09:11:19	Bright	36.500	166	17Eps Leo	2.9800	6000.0	73	29305	No
110	GOM_NL__2PRFIN20071008_091427_000000372062_00193_29305_0943.N1	08-OCT-2007 09:14:27	Bright	37.000	22	32Alp Leo	1.3600	15200.	74	29305	No
111	GOM_NL__2PRFIN20071008_092117_000000482062_00193_29305_0944.N1	08-OCT-2007 09:21:17	Twilight	47.500	48	30Alp Hya	1.9770	4100.0	95	29305	No
112	GOM_NL__2PRFIN20071008_093055_000000432062_00193_29305_0945.N1	08-OCT-2007 09:30:55	Dark	43.000	65	Lam Vel	2.2040	4400.0	86	29305	No
113	GOM_NL__2PRFIN20071008_093239_000000442062_00193_29305_0946.N1	08-OCT-2007 09:32:39	Dark	44.000	70	Zet Pup	2.2460	39000.	88	29305	No
114	GOM_NL__2PRFIN20071008_093410_000000402062_00193_29305_0947.N1	08-OCT-2007 09:34:10	Dark	39.500	46	Del Vel	1.9540	10600.	79	29305	No
115	GOM_NL__2PRFIN20071008_093750_000000432062_00194_29306_0912.N1	08-OCT-2007 09:37:50	Dark	43.000	161	Tau Pup	2.9310	4500.0	86	29306	No
116	GOM_NL__2PRFIN20071008_093914_000000492062_00194_29306_0913.N1	08-OCT-2007 09:39:14	Dark	49.000	2	Alp Car	-0.73600	7000.0	98	29306	No
117	GOM_NL__2PRFIN20071008_094755_000000382062_00194_29306_0914.N1	08-OCT-2007 09:47:55	Dark	37.500	143	Alp Hyi	2.8570	7200.0	75	29306	No
118	GOM_NL__2PRFIN20071008_094922_000000392062_00194_29306_0915.N1	08-OCT-2007 09:49:22	Dark	39.000	9	Alp Eri	0.45300	24000.	78	29306	No
119	GOM_NL__2PRFIN20071008_095434_000000392062_00194_29306_0916.N1	08-OCT-2007 09:54:34	Straylight	39.000	84	Alp Phe	2.3970	4500.0	78	29306	No
120	GOM_NL__2PRFIN20071008_100118_000000462062_00194_29306_0917.N1	08-OCT-2007 10:01:18	Straylight	45.500	52	16Bet Cet	2.0370	4500.0	91	29306	No
121	GOM_NL__2PRFIN20071008_101117_000000382062_00194_29306_0918.N1	08-OCT-2007 10:11:17	Bright	37.500	140	88Gam Peg	2.8340	26000.	75	29306	No
122	GOM_NL__2PRFIN20071008_101458_000000382062_00194_29306_0919.N1	08-OCT-2007 10:14:58	Bright	37.500	93	53Bet Peg	2.5200	3100.0	75	29306	No
123	GOM_NL__2PRFIN20071008_102339_000000392062_00194_29306_0920.N1	08-OCT-2007 10:23:39	Bright	38.500	68	18Alp Cas	2.2250	4500.0	77	29306	No
124	GOM_NL__2PRFIN20071008_102504_000000392062_00194_29306_0921.N1	08-OCT-2007 10:25:04	Bright	38.500	76	27Gam Cas	2.3000	30000.	77	29306	No
125	GOM_NL__2PRFIN20071008_103214_000000362062_00194_29306_0922.N1	08-OCT-2007 10:32:14	Bright	36.000	49	1Alp UMi	1.9900	6300.0	72	29306	No
126	GOM_NL__2PRFIN20071008_104021_000000382062_00194_29306_0923.N1	08-OCT-2007 10:40:21	Bright	37.500	36	50Alp UMa	1.8000	6300.0	75	29306	No
127	GOM_NL__2PRFIN20071008_104153_000000352062_00194_29306_0924.N1	08-OCT-2007 10:41:53	Bright	34.500	82	48Bet UMa	2.3650	10600.	69	29306	No
128	GOM_NL__2PRFIN20071008_104510_000000342062_00194_29306_0925.N1	08-OCT-2007 10:45:10	Bright	34.000	174	52Psi UMa	3.0040	4400.0	68	29306	No
129	GOM_NL__2PRFIN20071008_105155_000000392062_00194_29306_0926.N1	08-OCT-2007 10:51:55	Bright	38.500	166	17Eps Leo	2.9800	6000.0	77	29306	No
130	GOM_NL__2PRFIN20071008_105503_000000382062_00194_29306_0927.N1	08-OCT-2007 10:55:03	Bright	37.500	22	32Alp Leo	1.3600	15200.	75	29306	No
131	GOM_NL__2PRFIN20071008_110153_000000522062_00194_29306_0928.N1	08-OCT-2007 11:01:53	Twilight	51.500	48	30Alp Hya	1.9770	4100.0	103	29306	No
132	GOM_NL__2PRFIN20071008_111132_000000442062_00194_29306_0929.N1	08-OCT-2007 11:11:32	Dark	44.000	65	Lam Vel	2.2040	4400.0	88	29306	No
133	GOM_NL__2PRFIN20071008_111316_000000432062_00194_29306_0930.N1	08-OCT-2007 11:13:16	Dark	43.000	70	Zet Pup	2.2460	39000.	86	29306	No
134	GOM_NL__2PRFIN20071008_111446_000000402062_00194_29306_0931.N1	08-OCT-2007 11:14:46	Dark	40.000	46	Del Vel	1.9540	10600.	80	29306	No
135	GOM_NL__2PRFIN20071008_111827_000000442062_00195_29307_0921.N1	08-OCT-2007 11:18:27	Dark	44.000	161	Tau Pup	2.9310	4500.0	88	29307	No
136	GOM_NL__2PRFIN20071008_111951_000000602062_00195_29307_0922.N1	08-OCT-2007 11:19:51	Dark	60.000	2	Alp Car	-0.73600	7000.0	120	29307	No
137	GOM_NL__2PRFIN20071008_112831_000000392062_00195_29307_0923.N1	08-OCT-2007 11:28:31	Dark	38.500	143	Alp Hyi	2.8570	7200.0	77	29307	No
138	GOM_NL__2PRFIN20071008_112958_000000502062_00195_29307_0924.N1	08-OCT-2007 11:29:58	Dark	49.500	9	Alp Eri	0.45300	24000.	99	29307	No
139	GOM_NL__2PRFIN20071008_113510_000000412062_00195_29307_0925.N1	08-OCT-2007 11:35:10	Straylight	40.500	84	Alp Phe	2.3970	4500.0	81	29307	No
140	GOM_NL__2PRFIN20071008_114154_000000442062_00195_29307_0926.N1	08-OCT-2007 11:41:54	Straylight	44.000	52	16Bet Cet	2.0370	4500.0	88	29307	No
141	GOM_NL__2PRFIN20071008_115153_000000372062_00195_29307_0927.N1	08-OCT-2007 11:51:53	Bright	37.000	140	88Gam Peg	2.8340	26000.	74	29307	No
142	GOM_NL__2PRFIN20071008_115534_000000352062_00195_29307_0928.N1	08-OCT-2007 11:55:34	Bright	35.000	93	53Bet Peg	2.5200	3100.0	70	29307	No
143	GOM_NL__2PRFIN20071008_120415_000000402062_00195_29307_0929.N1	08-OCT-2007 12:04:15	Bright	39.500	68	18Alp Cas	2.2250	4500.0	79	29307	No
144	GOM_NL__2PRFIN20071008_120539_000000402062_00195_29307_0930.N1	08-OCT-2007 12:05:39	Bright	39.500	76	27Gam Cas	2.3000	30000.	79	29307	No
145	GOM_NL__2PRFIN20071008_121250_000000422062_00195_29307_0931.N1	08-OCT-2007 12:12:50	Bright	41.500	49	1Alp UMi	1.9900	6300.0	83	29307	No
146	GOM_NL__2PRFIN20071008_122057_000000362062_00195_29307_0932.N1	08-OCT-2007 12:20:57	Bright	35.500	36	50Alp UMa	1.8000	6300.0	71	29307	No
147	GOM_NL__2PRFIN20071008_122229_000000342062_00195_29307_0933.N1	08-OCT-2007 12:22:29	Bright	34.000	82	48Bet UMa	2.3650	10600.	68	29307	No
148	GOM_NL__2PRFIN20071008_122546_000000352062_00195_29307_0934.N1	08-OCT-2007 12:25:46	Bright	35.000	174	52Psi UMa	3.0040	4400.0	70	29307	No
149	GOM_NL__2PRFIN20071008_123231_000000372062_00195_29307_0935.N1	08-OCT-2007 12:32:31	Bright	36.500	166	17Eps Leo	2.9800	6000.0	73	29307	No
150	GOM_NL__2PRFIN20071008_123539_000000372062_00195_29307_0936.N1	08-OCT-2007 12:35:39	Bright	36.500	22	32Alp Leo	1.3600	15200.	73	29307	No
151	GOM_NL__2PRFIN20071008_124229_000000492062_00195_29307_0937.N1	08-OCT-2007 12:42:29	Twilight	48.500	48	30Alp Hya	1.9770	4100.0	97	29307	No
152	GOM_NL__2PRFIN20071008_125208_000000522062_00195_29307_0938.N1	08-OCT-2007 12:52:08	Dark	51.500	65	Lam Vel	2.2040	4400.0	103	29307	No
153	GOM_NL__2PRFIN20071008_125352_000000432062_00195_29307_0939.N1	08-OCT-2007 12:53:52	Dark	43.000	70	Zet Pup	2.2460	39000.	86	29307	No
154	GOM_NL__2PRFIN20071008_125522_000000392062_00195_29307_0940.N1	08-OCT-2007 12:55:22	Dark	38.500	46	Del Vel	1.9540	10600.	77	29307	No
155	GOM_NL__2PRFIN20071008_125904_000000442062_00196_29308_0961.N1	08-OCT-2007 12:59:04	Dark	43.500	161	Tau Pup	2.9310	4500.0	87	29308	No
156	GOM_NL__2PRFIN20071008_130027_000000462062_00196_29308_0962.N1	08-OCT-2007 13:00:27	Dark	46.000	2	Alp Car	-0.73600	7000.0	92	29308	No
157	GOM_NL__2PRFIN20071008_130907_000000392062_00196_29308_0963.N1	08-OCT-2007 13:09:07	Dark	38.500	143	Alp Hyi	2.8570	7200.0	77	29308	No
158	GOM_NL__2PRFIN20071008_131035_000000432062_00196_29308_0964.N1	08-OCT-2007 13:10:35	Dark	43.000	9	Alp Eri	0.45300	24000.	86	29308	No
159	GOM_NL__2PRFIN20071008_131546_000000392062_00196_29308_0965.N1	08-OCT-2007 13:15:46	Straylight	38.500	84	Alp Phe	2.3970	4500.0	77	29308	No
160	GOM_NL__2PRFIN20071008_132230_000000472062_00196_29308_0966.N1	08-OCT-2007 13:22:30	Straylight	46.500	52	16Bet Cet	2.0370	4500.0	93	29308	No

161	GOM_NL__2PRFIN20071008_133229_000000382062_00196_29308_0967.N1	08-OCT-2007 13:32:29	Bright	37.500	140	88Gam Peg	2.8340	26000.	75	29308	No
162	GOM_NL__2PRFIN20071008_133610_000000362062_00196_29308_0968.N1	08-OCT-2007 13:36:10	Bright	35.500	93	53Bet Peg	2.5200	3100.0	71	29308	No
163	GOM_NL__2PRFIN20071008_134450_000000382062_00196_29308_0969.N1	08-OCT-2007 13:44:50	Bright	37.500	68	18Alp Cas	2.2250	4500.0	75	29308	No
164	GOM_NL__2PRFIN20071008_134615_000000362062_00196_29308_0970.N1	08-OCT-2007 13:46:15	Bright	35.500	76	27Gam Cas	2.3000	30000.	71	29308	No
165	GOM_NL__2PRFIN20071008_135326_000000352062_00196_29308_0971.N1	08-OCT-2007 13:53:26	Bright	35.000	49	1Alp UMi	1.9900	6300.0	70	29308	No
166	GOM_NL__2PRFIN20071008_140133_000000512062_00196_29308_0972.N1	08-OCT-2007 14:01:33	Bright	51.000	36	50Alp UMa	1.8000	6300.0	102	29308	No
167	GOM_NL__2PRFIN20071008_140305_000000342062_00196_29308_0973.N1	08-OCT-2007 14:03:05	Bright	34.000	82	48Bet UMa	2.3650	10600.	68	29308	No
168	GOM_NL__2PRFIN20071008_140622_000000522062_00196_29308_0974.N1	08-OCT-2007 14:06:22	Bright	52.000	174	52Psi UMa	3.0040	4400.0	104	29308	No
169	GOM_NL__2PRFIN20071008_141307_000000562062_00196_29308_0975.N1	08-OCT-2007 14:13:07	Bright	56.000	166	17Eps Leo	2.9800	6000.0	112	29308	No
170	GOM_NL__2PRFIN20071008_141615_000000362062_00196_29308_0976.N1	08-OCT-2007 14:16:15	Bright	36.000	22	32Alp Leo	1.3600	15200.	72	29308	No
171	GOM_NL__2PRFIN20071008_142306_000000512062_00196_29308_0977.N1	08-OCT-2007 14:23:06	Twilight	51.000	48	30Alp Hya	1.9770	4100.0	102	29308	No
172	GOM_NL__2PRFIN20071008_143245_000000452062_00196_29308_0978.N1	08-OCT-2007 14:32:45	Dark	45.000	65	Lam Vel	2.2040	4400.0	90	29308	No
173	GOM_NL__2PRFIN20071008_143429_000000442062_00196_29308_0979.N1	08-OCT-2007 14:34:29	Dark	44.000	70	Zet Pup	2.2460	39000.	88	29308	No
174	GOM_NL__2PRFIN20071008_143559_000000382062_00196_29308_0980.N1	08-OCT-2007 14:35:59	Dark	38.000	46	Del Vel	1.9540	10600.	76	29308	No
175	GOM_NL__2PRFIN20071008_143940_000000422062_00197_29309_0977.N1	08-OCT-2007 14:39:40	Dark	41.500	161	Tau Pup	2.9310	4500.0	83	29309	No
176	GOM_NL__2PRFIN20071008_144104_000000582062_00197_29309_0978.N1	08-OCT-2007 14:41:04	Dark	57.500	2	Alp Car	-0.73600	7000.0	115	29309	No
177	GOM_NL__2PRFIN20071008_144944_000000392062_00197_29309_0979.N1	08-OCT-2007 14:49:44	Dark	38.500	143	Alp Hyi	2.8570	7200.0	77	29309	No
178	GOM_NL__2PRFIN20071008_145111_000000502062_00197_29309_0980.N1	08-OCT-2007 14:51:11	Dark	49.500	9	Alp Eri	0.45300	24000.	99	29309	No
179	GOM_NL__2PRFIN20071008_145622_000000432062_00197_29309_0981.N1	08-OCT-2007 14:56:22	Straylight	42.500	84	Alp Phe	2.3970	4500.0	85	29309	No
180	GOM_NL__2PRFIN20071008_150306_000000482062_00197_29309_0982.N1	08-OCT-2007 15:03:06	Straylight	48.000	52	16Bet Cet	2.0370	4500.0	96	29309	No
181	GOM_NL__2PRFIN20071008_151304_000000362062_00197_29309_0983.N1	08-OCT-2007 15:13:04	Bright	36.000	140	88Gam Peg	2.8340	26000.	72	29309	No
182	GOM_NL__2PRFIN20071008_151646_000000372062_00197_29309_0984.N1	08-OCT-2007 15:16:46	Bright	36.500	93	53Bet Peg	2.5200	3100.0	73	29309	No
183	GOM_NL__2PRFIN20071008_152526_000000382062_00197_29309_0985.N1	08-OCT-2007 15:25:26	Bright	38.000	68	18Alp Cas	2.2250	4500.0	76	29309	No
184	GOM_NL__2PRFIN20071008_152651_000000382062_00197_29309_0986.N1	08-OCT-2007 15:26:51	Bright	38.000	76	27Gam Cas	2.3000	30000.	76	29309	No
185	GOM_NL__2PRFIN20071008_153402_000000372062_00197_29309_0987.N1	08-OCT-2007 15:34:02	Bright	37.000	49	1Alp UMi	1.9900	6300.0	74	29309	No
186	GOM_NL__2PRFIN20071008_154209_000000362062_00197_29309_0988.N1	08-OCT-2007 15:42:09	Bright	36.000	36	50Alp UMa	1.8000	6300.0	72	29309	No
187	GOM_NL__2PRFIN20071008_154341_000000332062_00197_29309_0989.N1	08-OCT-2007 15:43:41	Bright	33.000	82	48Bet UMa	2.3650	10600.	66	29309	No
188	GOM_NL__2PRFIN20071008_154658_000000472062_00197_29309_0990.N1	08-OCT-2007 15:46:58	Bright	47.000	174	52Psi UMa	3.0040	4400.0	94	29309	No
189	GOM_NL__2PRFIN20071008_155343_000000562062_00197_29309_0991.N1	08-OCT-2007 15:53:43	Bright	56.000	166	17Eps Leo	2.9800	6000.0	112	29309	No
190	GOM_NL__2PRFIN20071008_155651_000000542062_00197_29309_0992.N1	08-OCT-2007 15:56:51	Bright	54.000	22	32Alp Leo	1.3600	15200.	108	29309	No
191	GOM_NL__2PRFIN20071008_160342_000000522062_00197_29309_0993.N1	08-OCT-2007 16:03:42	Twilight	51.500	48	30Alp Hya	1.9770	4100.0	103	29309	No
192	GOM_NL__2PRFIN20071008_161321_000000442062_00197_29309_0994.N1	08-OCT-2007 16:13:21	Dark	44.000	65	Lam Vel	2.2040	4400.0	88	29309	No
193	GOM_NL__2PRFIN20071008_161506_000000452062_00197_29309_0995.N1	08-OCT-2007 16:15:06	Dark	45.000	70	Zet Pup	2.2460	39000.	90	29309	No
194	GOM_NL__2PRFIN20071008_161635_000000392062_00197_29309_0996.N1	08-OCT-2007 16:16:35	Dark	39.000	46	Del Vel	1.9540	10600.	78	29309	No
195	GOM_NL__2PRFIN20071008_162017_000000422062_00198_29310_0992.N1	08-OCT-2007 16:20:17	Dark	42.000	161	Tau Pup	2.9310	4500.0	84	29310	No
196	GOM_NL__2PRFIN20071008_162141_000000472062_00198_29310_0993.N1	08-OCT-2007 16:21:41	Dark	46.500	2	Alp Car	-0.73600	7000.0	93	29310	No
197	GOM_NL__2PRFIN20071008_163020_000000392062_00198_29310_0994.N1	08-OCT-2007 16:30:20	Dark	38.500	143	Alp Hyi	2.8570	7200.0	77	29310	No
198	GOM_NL__2PRFIN20071008_163147_000000402062_00198_29310_0995.N1	08-OCT-2007 16:31:47	Dark	40.000	9	Alp Eri	0.45300	24000.	80	29310	No
199	GOM_NL__2PRFIN20071008_163658_000000432062_00198_29310_0996.N1	08-OCT-2007 16:36:58	Straylight	43.000	84	Alp Phe	2.3970	4500.0	86	29310	No
200	GOM_NL__2PRFIN20071008_164342_000000462062_00198_29310_0997.N1	08-OCT-2007 16:43:42	Straylight	46.000	52	16Bet Cet	2.0370	4500.0	92	29310	No
201	GOM_NL__2PRFIN20071008_165340_000000372062_00198_29310_0998.N1	08-OCT-2007 16:53:40	Bright	36.500	140	88Gam Peg	2.8340	26000.	73	29310	No
202	GOM_NL__2PRFIN20071008_165723_000000372062_00198_29310_0999.N1	08-OCT-2007 16:57:23	Bright	37.000	93	53Bet Peg	2.5200	3100.0	74	29310	No
203	GOM_NL__2PRFIN20071008_170602_000000412062_00198_29310_1000.N1	08-OCT-2007 17:06:02	Bright	40.500	68	18Alp Cas	2.2250	4500.0	81	29310	No
204	GOM_NL__2PRFIN20071008_170726_000000402062_00198_29310_1001.N1	08-OCT-2007 17:07:26	Bright	39.500	76	27Gam Cas	2.3000	30000.	79	29310	No
205	GOM_NL__2PRFIN20071008_171438_000000372062_00198_29310_1002.N1	08-OCT-2007 17:14:38	Bright	37.000	49	1Alp UMi	1.9900	6300.0	74	29310	No
206	GOM_NL__2PRFIN20071008_172245_000000382062_00198_29310_1003.N1	08-OCT-2007 17:22:45	Bright	37.500	36	50Alp UMa	1.8000	6300.0	75	29310	No
207	GOM_NL__2PRFIN20071008_172417_000000502062_00198_29310_1004.N1	08-OCT-2007 17:24:17	Bright	50.000	82	48Bet UMa	2.3650	10600.	100	29310	No
208	GOM_NL__2PRFIN20071008_172734_000000342062_00198_29310_1005.N1	08-OCT-2007 17:27:34	Bright	34.000	174	52Psi UMa	3.0040	4400.0	68	29310	No
209	GOM_NL__2PRFIN20071008_173419_000000492062_00198_29310_1006.N1	08-OCT-2007 17:34:19	Bright	48.500	166	17Eps Leo	2.9800	6000.0	97	29310	No
210	GOM_NL__2PRFIN20071008_173728_000000452062_00198_29310_1007.N1	08-OCT-2007 17:37:28	Bright	45.000	22	32Alp Leo	1.3600	15200.	90	29310	No
211	GOM_NL__2PRFIN20071008_174419_000000502062_00198_29310_1008.N1	08-OCT-2007 17:44:19	Twilight	49.500	48	30Alp Hya	1.9770	4100.0	99	29310	No
212	GOM_NL__2PRFIN20071008_175357_000000412062_00198_29310_1009.N1	08-OCT-2007 17:53:57	Dark	40.500	65	Lam Vel	2.2040	4400.0	81	29310	No
213	GOM_NL__2PRFIN20071008_175543_000000432062_00198_29310_1010.N1	08-OCT-2007 17:55:43	Dark	43.000	70	Zet Pup	2.2460	39000.	86	29310	No
214	GOM_NL__2PRFIN20071008_175711_000000402062_00198_29310_1011.N1	08-OCT-2007 17:57:11	Dark	40.000	46	Del Vel	1.9540	10600.	80	29310	No
215	GOM_NL__2PRFIN20071008_180054_000000442062_00199_29311_1008.N1	08-OCT-2007 18:00:54	Dark	43.500	161	Tau Pup	2.9310	4500.0	87	29311	No
216	GOM_NL__2PRFIN20071008_180218_000000472062_00199_29311_1009.N1	08-OCT-2007 18:02:18	Dark	46.500	2	Alp Car	-0.73600	7000.0	93	29311	No
217	GOM_NL__2PRFIN20071008_181056_000000382062_00199_29311_1010.N1	08-OCT-2007 18:10:56	Dark	37.500	143	Alp Hyi	2.8570	7200.0	75	29311	No
218	GOM_NL__2PRFIN20071008_181224_000000392062_00199_29311_1011.N1	08-OCT-2007 18:12:24	Dark	39.000	9	Alp Eri	0.45300	24000.	78	29311	No
219	GOM_NL__2PRFIN20071008_181735_000000412062_00199_29311_1012.N1	08-OCT-2007 18:17:35	Straylight	41.000	84	Alp Phe	2.3970	4500.0	82	29311	No

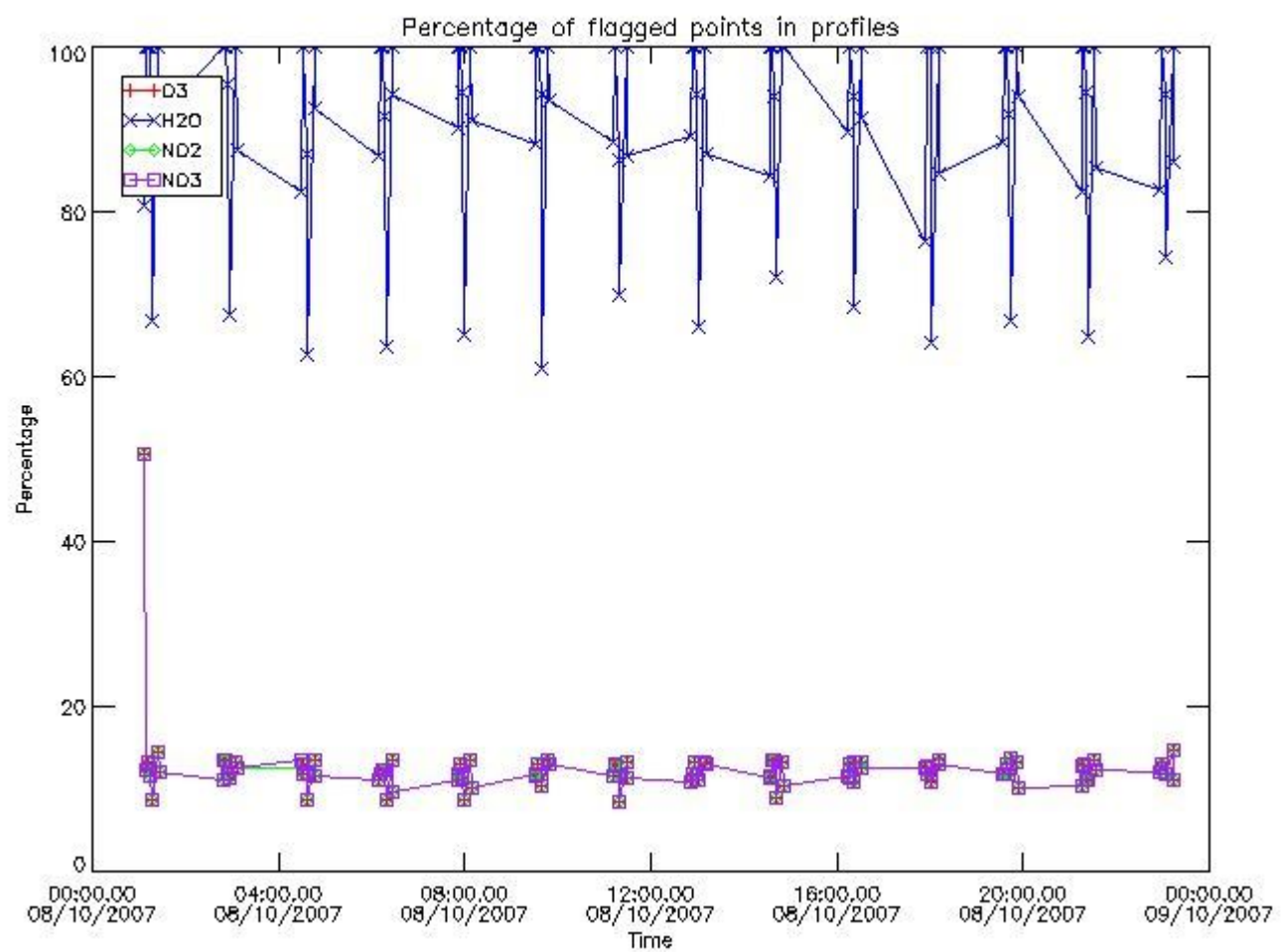
220	GOM_NL__2PRFIN20071008_182418_000000472062_00199_29311_1013.N1	08-OCT-2007 18:24:18	Straylight	47.000	52	16Bet Cet	2.0370	4500.0	94	29311	No
221	GOM_NL__2PRFIN20071008_183416_000000372062_00199_29311_1014.N1	08-OCT-2007 18:34:16	Bright	37.000	140	88Gam Peg	2.8340	26000.	74	29311	No
222	GOM_NL__2PRFIN20071008_183759_000000382062_00199_29311_1015.N1	08-OCT-2007 18:37:59	Bright	37.500	93	53Bet Peg	2.5200	3100.0	75	29311	No
223	GOM_NL__2PRFIN20071008_184638_000000392062_00199_29311_1016.N1	08-OCT-2007 18:46:38	Bright	38.500	68	18Alp Cas	2.2250	4500.0	77	29311	No
224	GOM_NL__2PRFIN20071008_184802_000000402062_00199_29311_1017.N1	08-OCT-2007 18:48:02	Bright	39.500	76	27Gam Cas	2.3000	30000.	79	29311	No
225	GOM_NL__2PRFIN20071008_185513_000000372062_00199_29311_1018.N1	08-OCT-2007 18:55:13	Bright	36.500	49	1Alp UMi	1.9900	6300.0	73	29311	No
226	GOM_NL__2PRFIN20071008_190321_000000382062_00199_29311_1019.N1	08-OCT-2007 19:03:21	Bright	37.500	36	50Alp UMa	1.8000	6300.0	75	29311	No
227	GOM_NL__2PRFIN20071008_190453_000000522062_00199_29311_1020.N1	08-OCT-2007 19:04:53	Bright	52.000	82	48Bet UMa	2.3650	10600.	104	29311	No
228	GOM_NL__2PRFIN20071008_190811_000000432062_00199_29311_1021.N1	08-OCT-2007 19:08:11	Bright	42.500	174	52Psi UMa	3.0040	4400.0	85	29311	No
229	GOM_NL__2PRFIN20071008_191456_000000402062_00199_29311_1022.N1	08-OCT-2007 19:14:56	Bright	40.000	166	17Eps Leo	2.9800	6000.0	80	29311	No
230	GOM_NL__2PRFIN20071008_191804_000000542062_00199_29311_1023.N1	08-OCT-2007 19:18:04	Bright	54.000	22	32Alp Leo	1.3600	15200.	108	29311	No
231	GOM_NL__2PRFIN20071008_192455_000000452062_00199_29311_1024.N1	08-OCT-2007 19:24:55	Twilight	45.000	48	30Alp Hya	1.9770	4100.0	90	29311	No
232	GOM_NL__2PRFIN20071008_193434_000000442062_00199_29311_1025.N1	08-OCT-2007 19:34:34	Dark	43.500	65	Lam Vel	2.2040	4400.0	87	29311	No
233	GOM_NL__2PRFIN20071008_193620_000000432062_00199_29311_1026.N1	08-OCT-2007 19:36:20	Dark	43.000	70	Zet Pup	2.2460	39000.	86	29311	No
234	GOM_NL__2PRFIN20071008_193748_000000402062_00199_29311_1027.N1	08-OCT-2007 19:37:48	Dark	39.500	46	Del Vel	1.9540	10600.	79	29311	No
235	GOM_NL__2PRFIN20071008_194131_000000442062_00200_29312_1021.N1	08-OCT-2007 19:41:31	Dark	43.500	161	Tau Pup	2.9310	4500.0	87	29312	No
236	GOM_NL__2PRFIN20071008_194254_000000522062_00200_29312_1022.N1	08-OCT-2007 19:42:54	Dark	51.500	2	Alp Car	-0.73600	7000.0	103	29312	No
237	GOM_NL__2PRFIN20071008_195132_000000392062_00200_29312_1023.N1	08-OCT-2007 19:51:32	Dark	38.500	143	Alp Hyi	2.8570	7200.0	77	29312	No
238	GOM_NL__2PRFIN20071008_195300_000000512062_00200_29312_1024.N1	08-OCT-2007 19:53:00	Dark	50.500	9	Alp Eri	0.45300	24000.	101	29312	No
239	GOM_NL__2PRFIN20071008_195811_000000432062_00200_29312_1025.N1	08-OCT-2007 19:58:11	Straylight	43.000	84	Alp Phe	2.3970	4500.0	86	29312	No
240	GOM_NL__2PRFIN20071008_200454_000000432062_00200_29312_1026.N1	08-OCT-2007 20:04:54	Straylight	43.000	52	16Bet Cet	2.0370	4500.0	86	29312	No
241	GOM_NL__2PRFIN20071008_201452_000000382062_00200_29312_1027.N1	08-OCT-2007 20:14:52	Bright	37.500	140	88Gam Peg	2.8340	26000.	75	29312	No
242	GOM_NL__2PRFIN20071008_201835_000000362062_00200_29312_1028.N1	08-OCT-2007 20:18:35	Bright	36.000	93	53Bet Peg	2.5200	3100.0	72	29312	No
243	GOM_NL__2PRFIN20071008_202713_000000382062_00200_29312_1029.N1	08-OCT-2007 20:27:13	Bright	37.500	68	18Alp Cas	2.2250	4500.0	75	29312	No
244	GOM_NL__2PRFIN20071008_202838_000000402062_00200_29312_1030.N1	08-OCT-2007 20:28:38	Bright	39.500	76	27Gam Cas	2.3000	30000.	79	29312	No
245	GOM_NL__2PRFIN20071008_203549_000000382062_00200_29312_1031.N1	08-OCT-2007 20:35:49	Bright	37.500	49	1Alp UMi	1.9900	6300.0	75	29312	No
246	GOM_NL__2PRFIN20071008_204357_000000342062_00200_29312_1032.N1	08-OCT-2007 20:43:57	Bright	34.000	36	50Alp UMa	1.8000	6300.0	68	29312	No
247	GOM_NL__2PRFIN20071008_204529_000000342062_00200_29312_1033.N1	08-OCT-2007 20:45:29	Bright	34.000	82	48Bet UMa	2.3650	10600.	68	29312	No
248	GOM_NL__2PRFIN20071008_204847_000000522062_00200_29312_1034.N1	08-OCT-2007 20:48:47	Bright	52.000	174	52Psi UMa	3.0040	4400.0	104	29312	No
249	GOM_NL__2PRFIN20071008_205532_000000372062_00200_29312_1035.N1	08-OCT-2007 20:55:32	Bright	36.500	166	17Eps Leo	2.9800	6000.0	73	29312	No
250	GOM_NL__2PRFIN20071008_205840_000000392062_00200_29312_1036.N1	08-OCT-2007 20:58:40	Bright	38.500	22	32Alp Leo	1.3600	15200.	77	29312	No
251	GOM_NL__2PRFIN20071008_210532_000000472062_00200_29312_1037.N1	08-OCT-2007 21:05:32	Twilight	47.000	48	30Alp Hya	1.9770	4100.0	94	29312	No
252	GOM_NL__2PRFIN20071008_211510_000000492062_00200_29312_1038.N1	08-OCT-2007 21:15:10	Dark	49.000	65	Lam Vel	2.2040	4400.0	98	29312	No
253	GOM_NL__2PRFIN20071008_211656_000000442062_00200_29312_1039.N1	08-OCT-2007 21:16:56	Dark	43.500	70	Zet Pup	2.2460	39000.	87	29312	No
254	GOM_NL__2PRFIN20071008_211824_000000402062_00200_29312_1040.N1	08-OCT-2007 21:18:24	Dark	39.500	46	Del Vel	1.9540	10600.	79	29312	No
255	GOM_NL__2PRFIN20071008_212207_000000462062_00201_29313_1041.N1	08-OCT-2007 21:22:07	Dark	45.500	161	Tau Pup	2.9310	4500.0	91	29313	No
256	GOM_NL__2PRFIN20071008_212331_000000462062_00201_29313_1042.N1	08-OCT-2007 21:23:31	Dark	46.000	2	Alp Car	-0.73600	7000.0	92	29313	No
257	GOM_NL__2PRFIN20071008_213209_000000382062_00201_29313_1043.N1	08-OCT-2007 21:32:09	Dark	37.500	143	Alp Hyi	2.8570	7200.0	75	29313	No
258	GOM_NL__2PRFIN20071008_213336_000000422062_00201_29313_1044.N1	08-OCT-2007 21:33:36	Dark	41.500	9	Alp Eri	0.45300	24000.	83	29313	No
259	GOM_NL__2PRFIN20071008_213847_000000452062_00201_29313_1045.N1	08-OCT-2007 21:38:47	Straylight	44.500	84	Alp Phe	2.3970	4500.0	89	29313	No
260	GOM_NL__2PRFIN20071008_214530_000000472062_00201_29313_1046.N1	08-OCT-2007 21:45:30	Straylight	47.000	52	16Bet Cet	2.0370	4500.0	94	29313	No
261	GOM_NL__2PRFIN20071008_215528_000000362062_00201_29313_1047.N1	08-OCT-2007 21:55:28	Bright	36.000	140	88Gam Peg	2.8340	26000.	72	29313	No
262	GOM_NL__2PRFIN20071008_215911_000000382062_00201_29313_1048.N1	08-OCT-2007 21:59:11	Bright	37.500	93	53Bet Peg	2.5200	3100.0	75	29313	No
263	GOM_NL__2PRFIN20071008_220749_000000402062_00201_29313_1049.N1	08-OCT-2007 22:07:49	Bright	40.000	68	18Alp Cas	2.2250	4500.0	80	29313	No
264	GOM_NL__2PRFIN20071008_220913_000000402062_00201_29313_1050.N1	08-OCT-2007 22:09:13	Bright	39.500	76	27Gam Cas	2.3000	30000.	79	29313	No
265	GOM_NL__2PRFIN20071008_221625_000000362062_00201_29313_1051.N1	08-OCT-2007 22:16:25	Bright	36.000	49	1Alp UMi	1.9900	6300.0	72	29313	No
266	GOM_NL__2PRFIN20071008_222433_000000342062_00201_29313_1052.N1	08-OCT-2007 22:24:33	Bright	34.000	36	50Alp UMa	1.8000	6300.0	68	29313	No
267	GOM_NL__2PRFIN20071008_222605_000000342062_00201_29313_1053.N1	08-OCT-2007 22:26:05	Bright	33.500	82	48Bet UMa	2.3650	10600.	67	29313	No
268	GOM_NL__2PRFIN20071008_222923_000000522062_00201_29313_1054.N1	08-OCT-2007 22:29:23	Bright	52.000	174	52Psi UMa	3.0040	4400.0	104	29313	No
269	GOM_NL__2PRFIN20071008_223608_000000392062_00201_29313_1055.N1	08-OCT-2007 22:36:08	Bright	38.500	166	17Eps Leo	2.9800	6000.0	77	29313	No
270	GOM_NL__2PRFIN20071008_223916_000000362062_00201_29313_1056.N1	08-OCT-2007 22:39:16	Bright	35.500	22	32Alp Leo	1.3600	15200.	71	29313	No
271	GOM_NL__2PRFIN20071008_224608_000000472062_00201_29313_1057.N1	08-OCT-2007 22:46:08	Twilight	47.000	48	30Alp Hya	1.9770	4100.0	94	29313	No
272	GOM_NL__2PRFIN20071008_225547_000000472062_00201_29313_1058.N1	08-OCT-2007 22:55:47	Dark	46.500	65	Lam Vel	2.2040	4400.0	93	29313	No
273	GOM_NL__2PRFIN20071008_225733_000000452062_00201_29313_1059.N1	08-OCT-2007 22:57:33	Dark	44.500	70	Zet Pup	2.2460	39000.	89	29313	No
274	GOM_NL__2PRFIN20071008_225900_000000392062_00201_29313_1060.N1	08-OCT-2007 22:59:00	Dark	39.000	46	Del Vel	1.9540	10600.	78	29313	No
275	GOM_NL__2PRFIN20071008_230244_000000442062_00202_29314_1053.N1	08-OCT-2007 23:02:44	Dark	43.500	161	Tau Pup	2.9310	4500.0	87	29314	No
276	GOM_NL__2PRFIN20071008_230408_000000442062_00202_29314_1054.N1	08-OCT-2007 23:04:08	Dark	43.500	2	Alp Car	-0.73600	7000.0	87	29314	No
277	GOM_NL__2PRFIN20071008_231245_000000382062_00202_29314_1055.N1	08-OCT-2007 23:12:45	Dark	38.000	143	Alp Hyi	2.8570	7200.0	76	29314	No
278	GOM_NL__2PRFIN20071008_231412_000000512062_00202_29314_1056.N1	08-OCT-2007 23:14:12	Dark	50.500	9	Alp Eri	0.45300	24000.	101	29314	No

279	GOM_NL__2PRFIN20071008_231923_000000402062_00202_29314_1057.N1	08-OCT-2007 23:19:23	Straylight	39.500	84	Alp Phe	2.3970	4500.0	79	29314	No
280	GOM_NL__2PRFIN20071008_232606_000000422062_00202_29314_1058.N1	08-OCT-2007 23:26:06	Straylight	42.000	52	16Bet Cet	2.0370	4500.0	84	29314	No
281	GOM_NL__2PRFIN20071008_233604_000000372062_00202_29314_1059.N1	08-OCT-2007 23:36:04	Bright	36.500	140	88Gam Peg	2.8340	26000.	73	29314	No
282	GOM_NL__2PRFIN20071008_233947_000000372062_00202_29314_1060.N1	08-OCT-2007 23:39:47	Bright	36.500	93	53Bet Peg	2.5200	3100.0	73	29314	No
283	GOM_NL__2PRFIN20071008_234824_000000392062_00202_29314_1061.N1	08-OCT-2007 23:48:24	Bright	38.500	68	18Alp Cas	2.2250	4500.0	77	29314	No
284	GOM_NL__2PRFIN20071008_234949_000000392062_00202_29314_1062.N1	08-OCT-2007 23:49:49	Bright	39.000	76	27Gam Cas	2.3000	30000.	78	29314	No
285	GOM_NL__2PRFIN20071008_235701_000000332062_00202_29314_1063.N1	08-OCT-2007 23:57:01	Bright	32.500	49	1Alp UMi	1.9900	6300.0	65	29314	No

3. Quality information per product

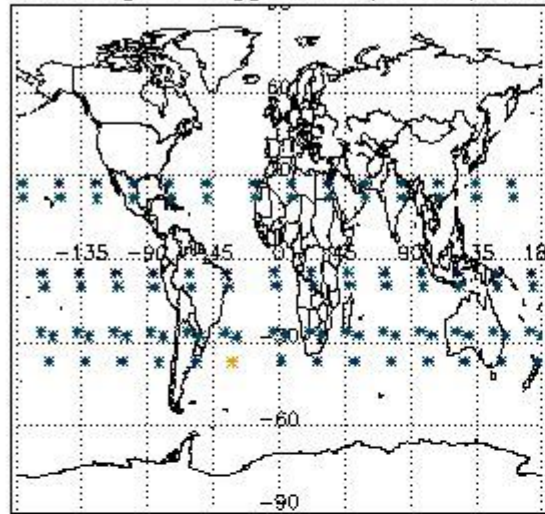
In this section it is plotted some information contained in the Quality Summary data set of the level 2 products. Only products in dark limb conditions and without errors (error flag in the MPH set to "0") are used.

3.1 Plot quality information per product (time dependant)

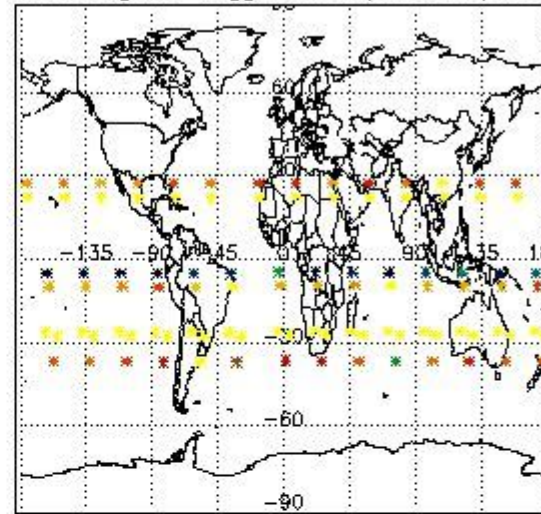


3.2 Plot quality information per product (world map)


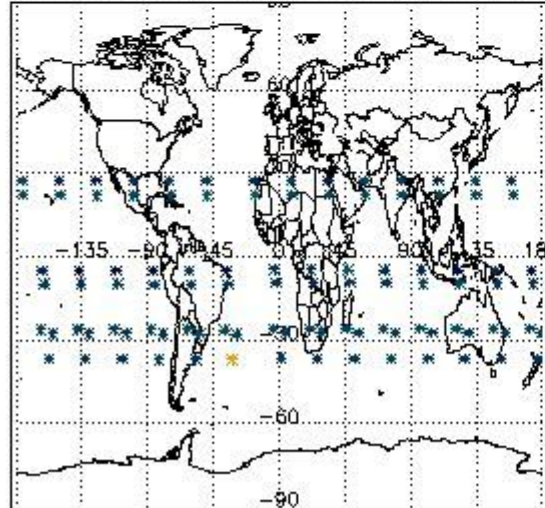
Percentage of flagged data per O3 profile



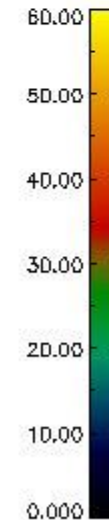
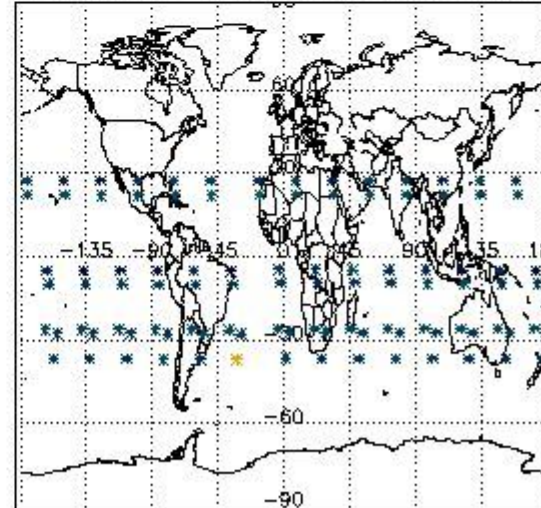
Percentage of flagged data per H2O profile



Percentage of flagged data per NO2 profile



Percentage of flagged data per NO3 profile

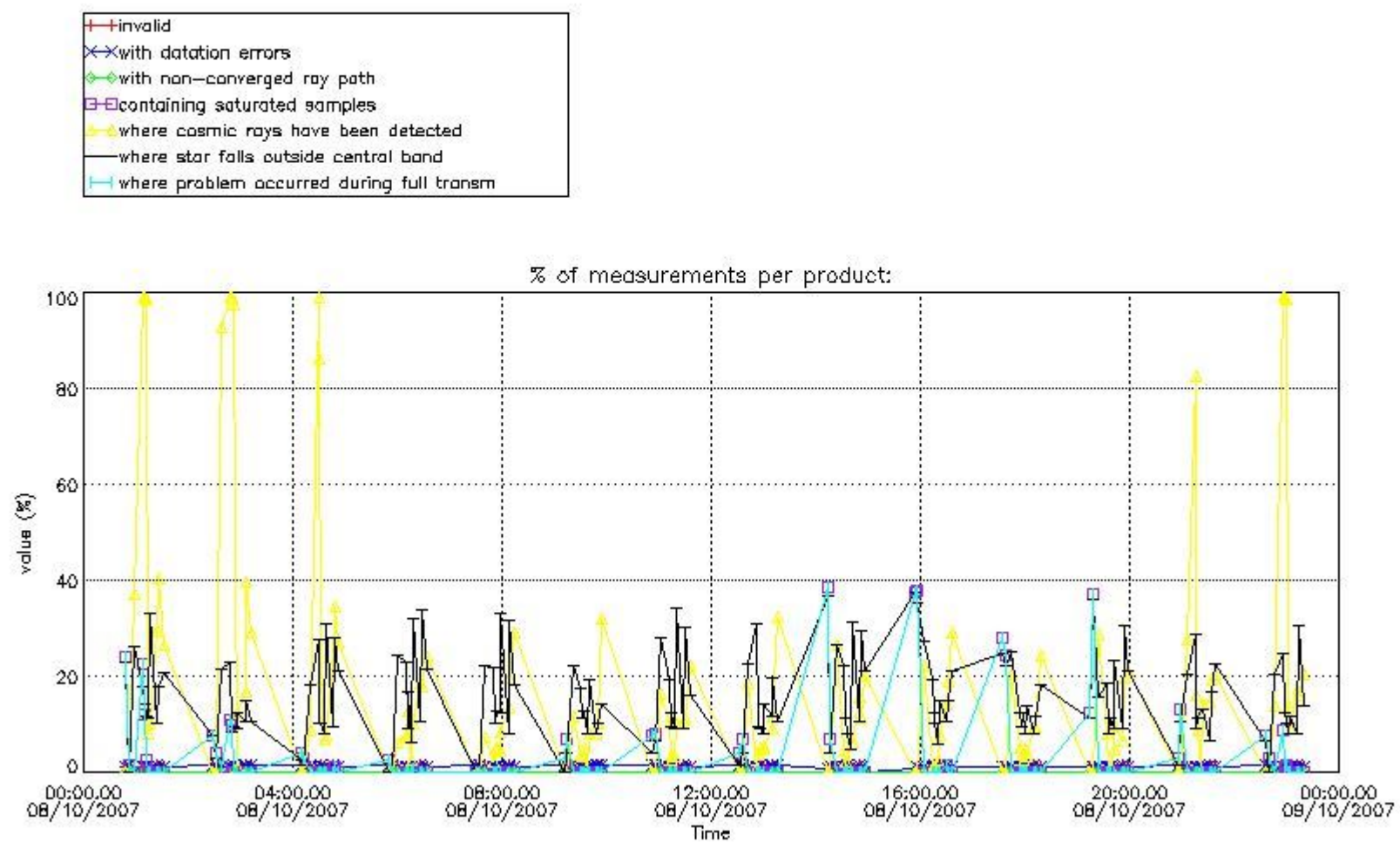


4. Level 1 quality information per product

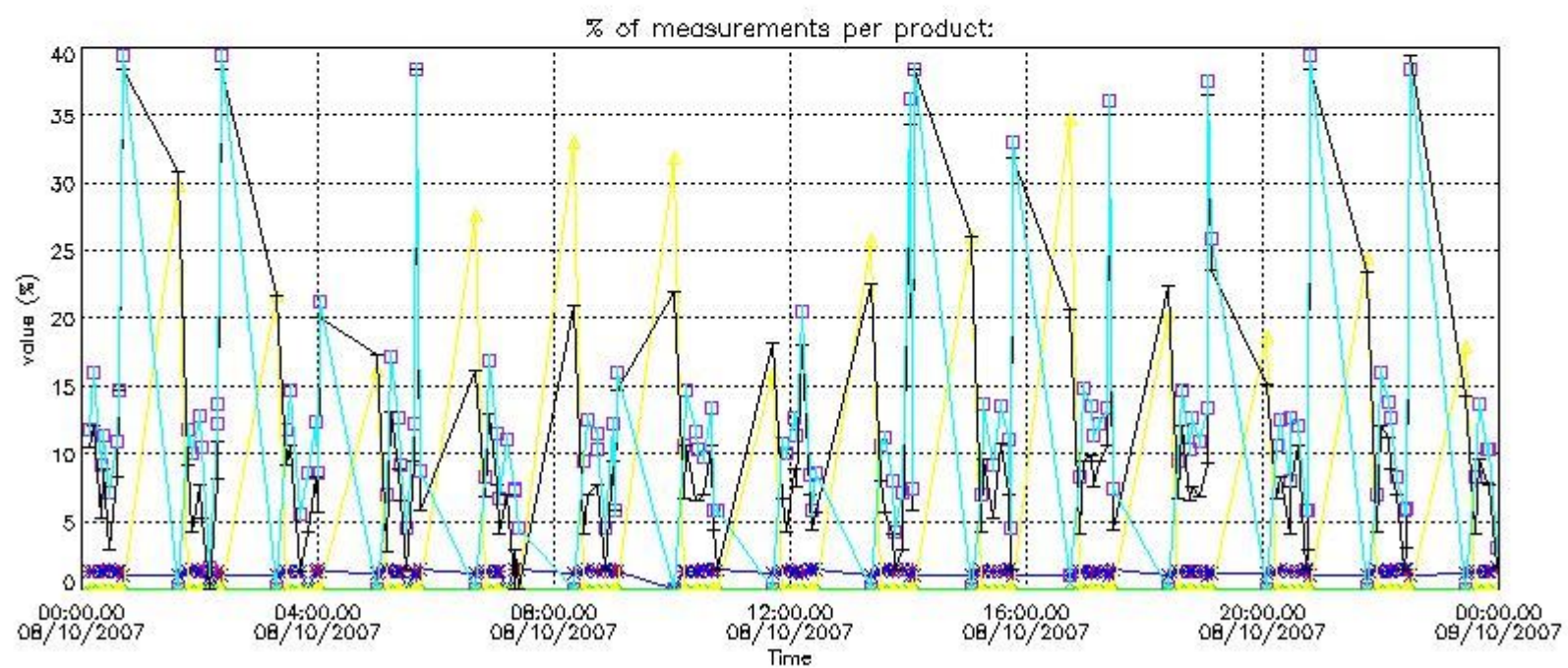
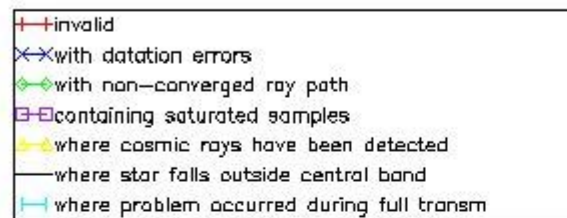
In this section it is plotted some information contained in the Quality Summary data set of the level 2 products that comes from the level 1b processing. Products without errors (error flag in the MPH set to "0") are used.

4.1 Plot quality information per product (time dependant) coming from level 1b processing

4.1.1 Plot level 1 quality information per product (time dependant): ENVISAT ASCENDING passes



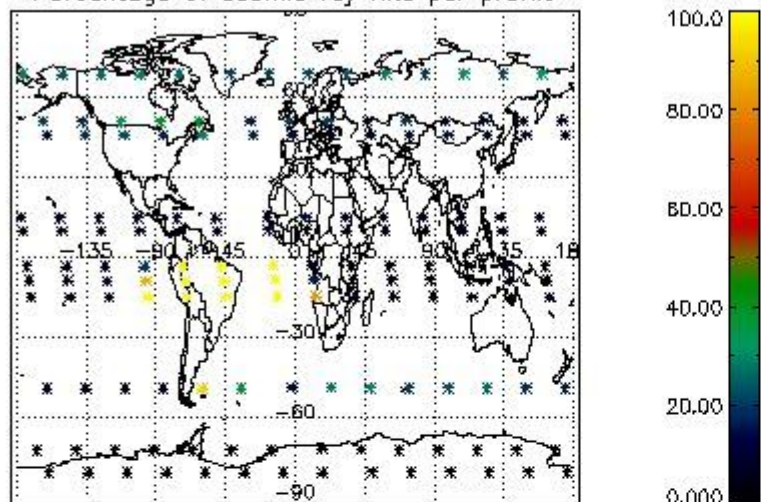
4.1.2 Plot level 1 quality information per product (time dependant): ENVI SAT DESCENDING passes



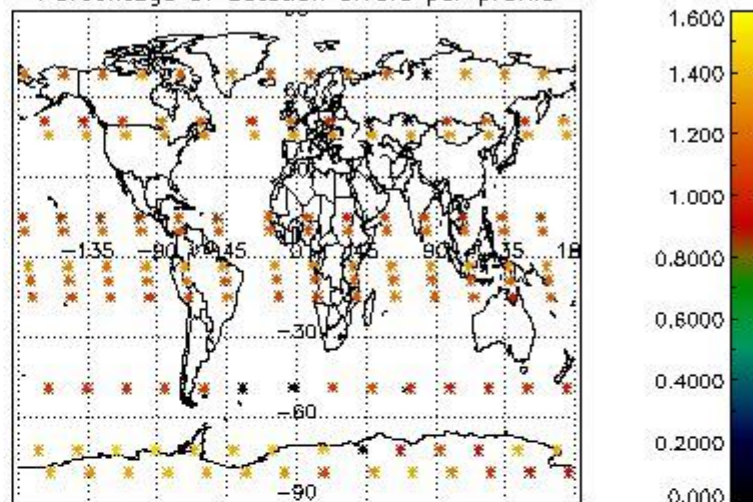
4.2 Plot quality information per product coming from level 1b processing (world map)

4.2.1 Plot level 1 quality information per product (world map): ENVISAT ASCENDING passes

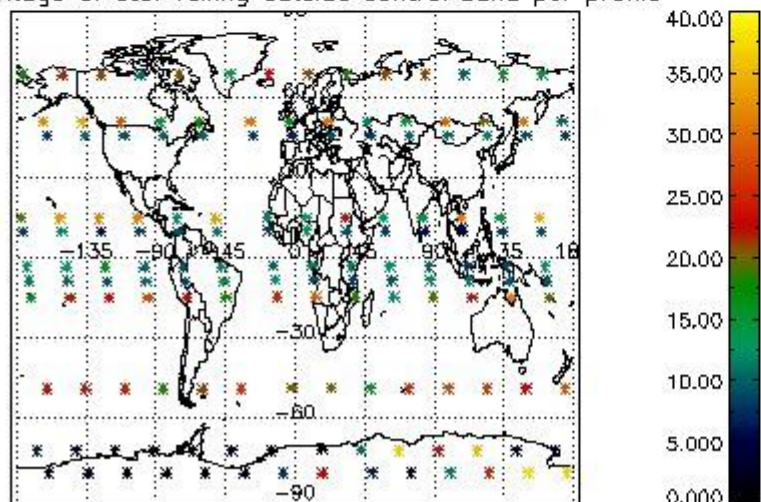
Percentage of cosmic ray hits per profile



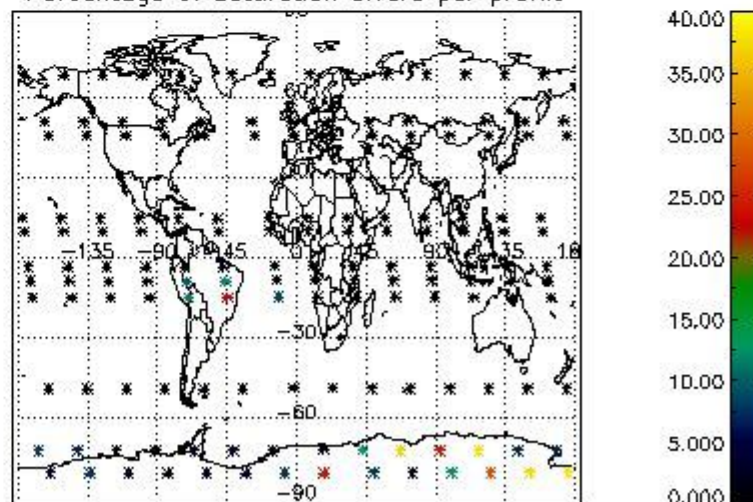
Percentage of datation errors per profile



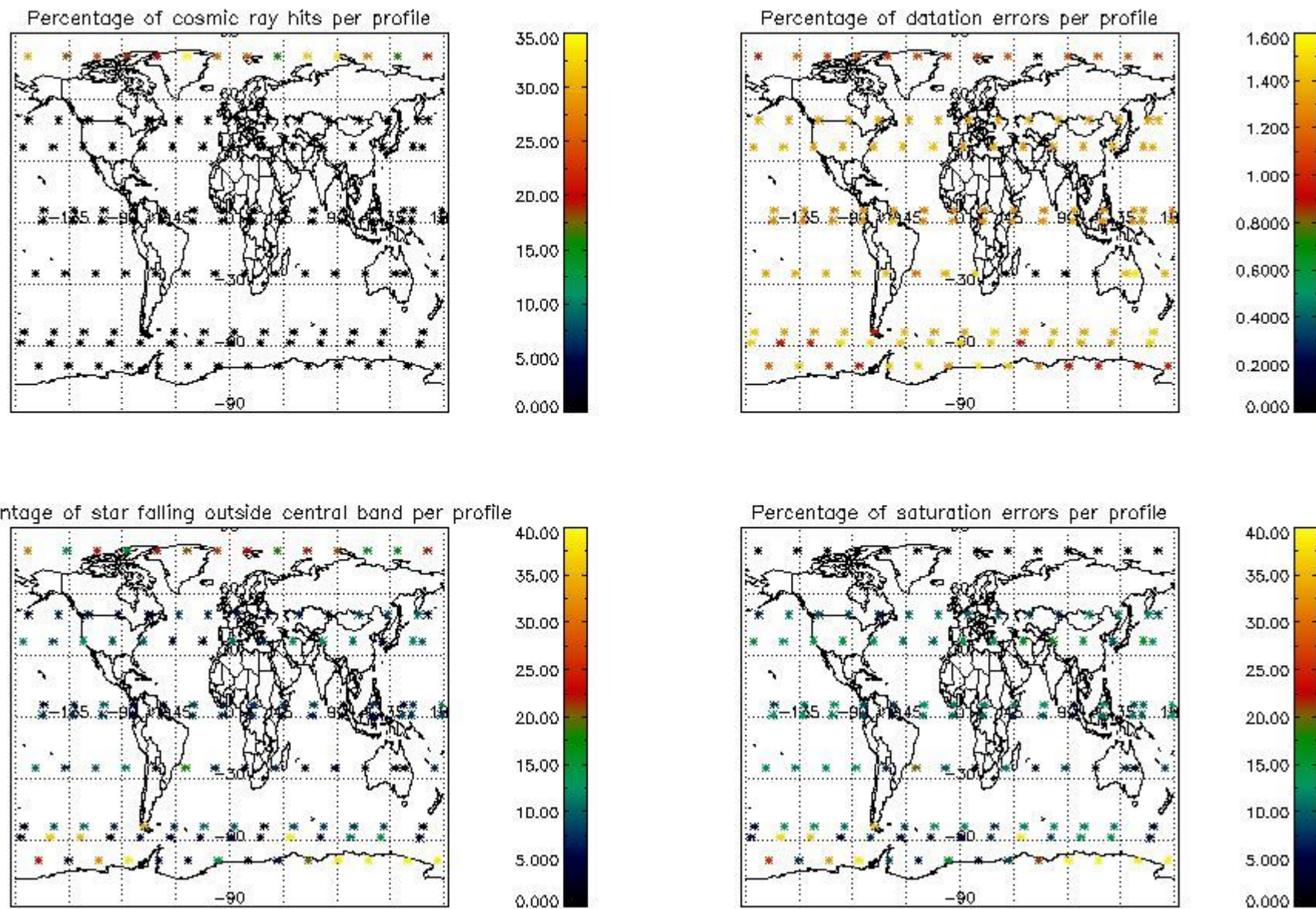
Percentage of star falling outside central band per profile



Percentage of saturation errors per profile



4.2.2 Plot level 1 quality information per product (world map): ENVISAT DESCENDING passes



5. Trace gas profiles

5.1 Ozone statistics based on quality of products

The final quality of the products can be "measured" using the STD (Standard Deviation) attached to every point profile. This information is written to the parameter GOM_NL__2P/NL_LOCAL_SPECIES_DENSITY/o3_std of the level 2 products. The table below shows the statistics for given STD ranges.

The statistics are given with respect to the overall valid production:

- Products without fatal errors: GOM_NL__2P/MPH/PRODUCT_ERR=0
- Valid point profile: GOM_NL__2P/NL_LOCAL_SPECIES_DENSITY/pcd(0)=0

The 'Criteria' is applied to valid points of dark limb products:

- Products in dark limb illumination condition: GOM_NL__2P/NL_SUMMARY_QUALITY/obs_ill_cond=0
- Products without fatal errors: GOM_NL__2P/MPH/PRODUCT_ERR=0
- Valid point profile: GOM_NL__2P/NL_LOCAL_SPECIES_DENSITY/pcd(0)=0

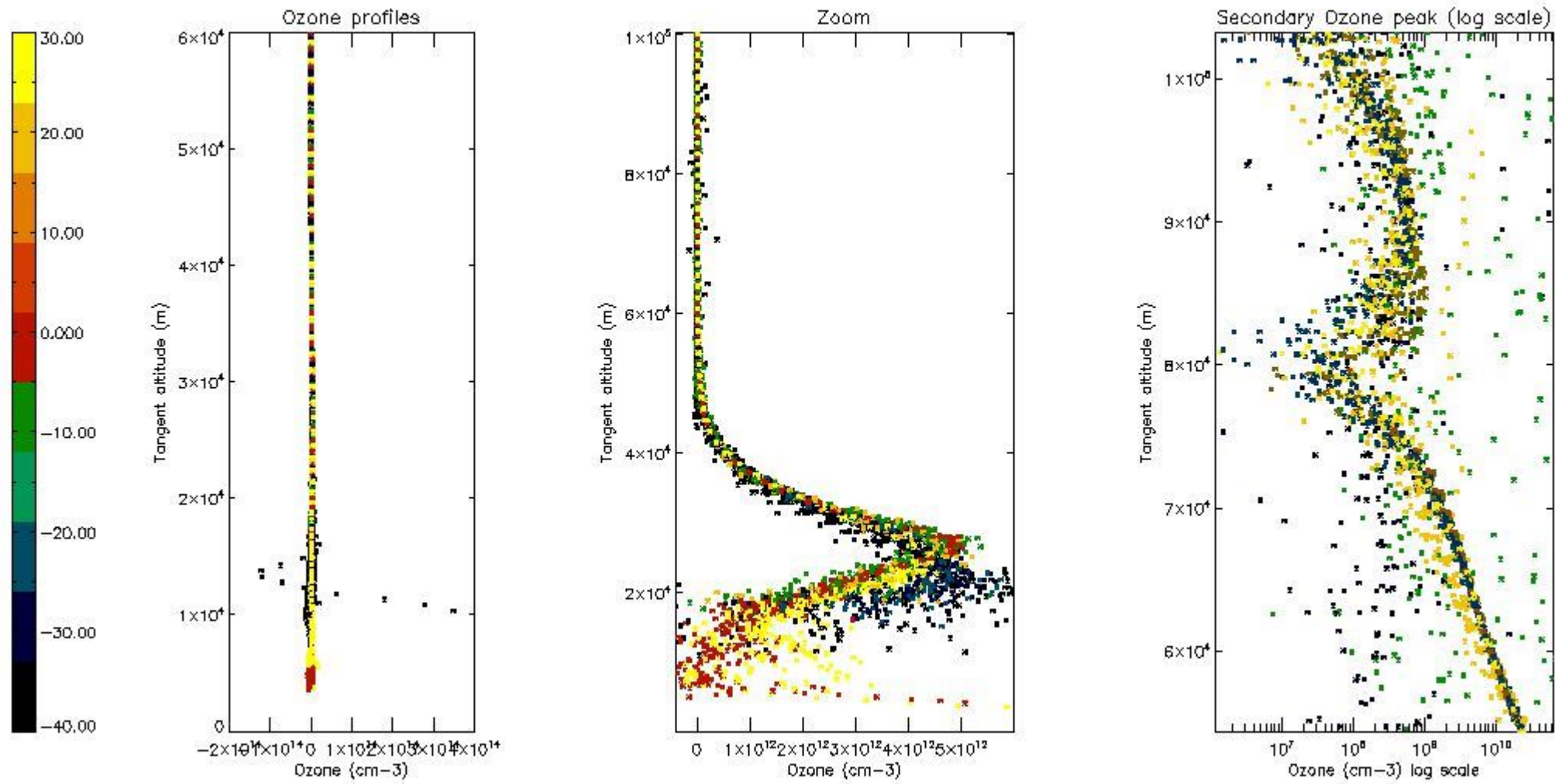
So, the table below shows the percentage of dark limb and valid observations for each criteria with respect to the overall valid daily observations.

Criteria	% of total production
All STD	37
STD < 20	20

STD < 10	15
STD < 5	11

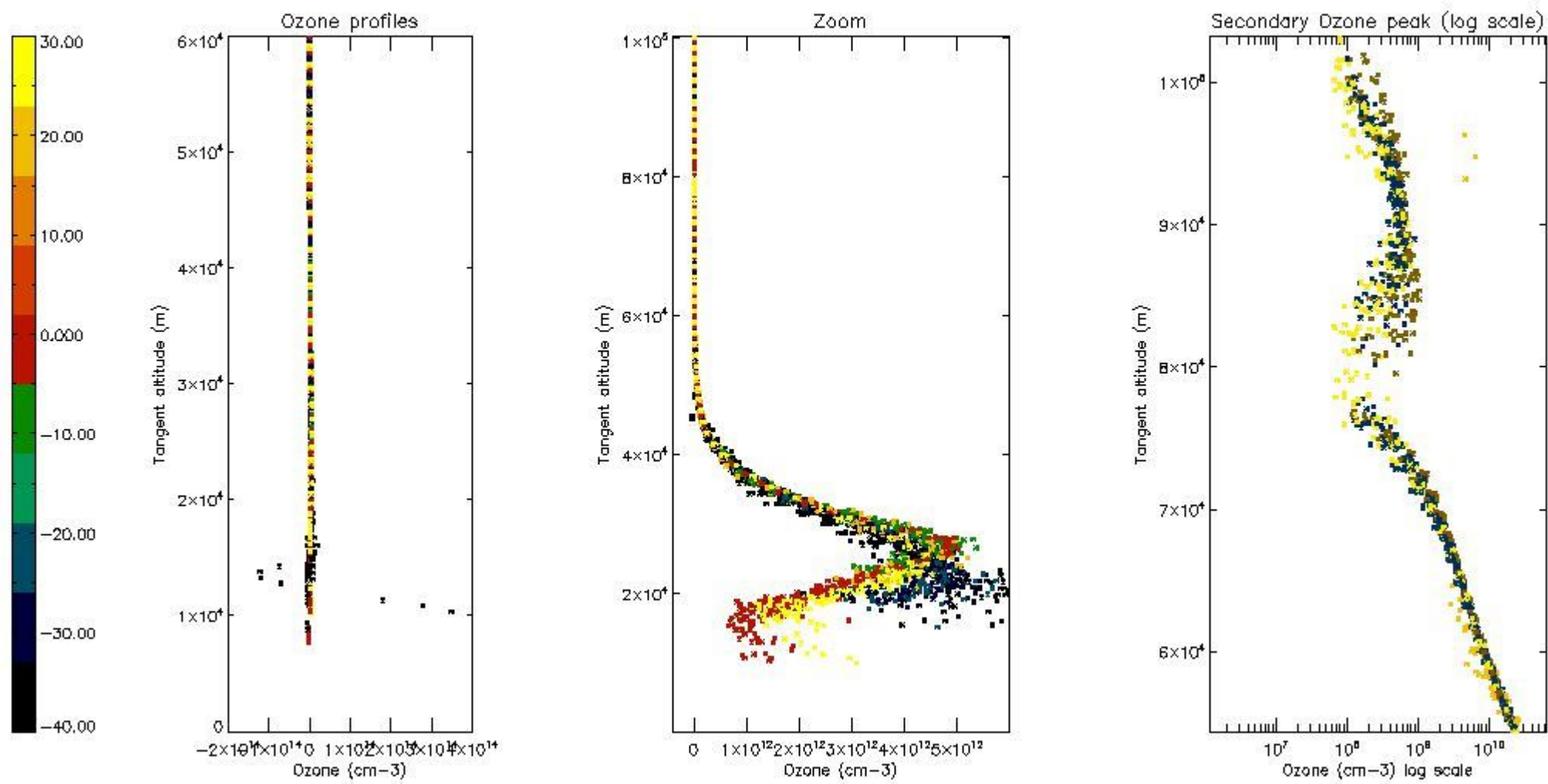
5.2 Plot ozone profiles for all STD (dark without errors)

The colorbar represents the latitude.



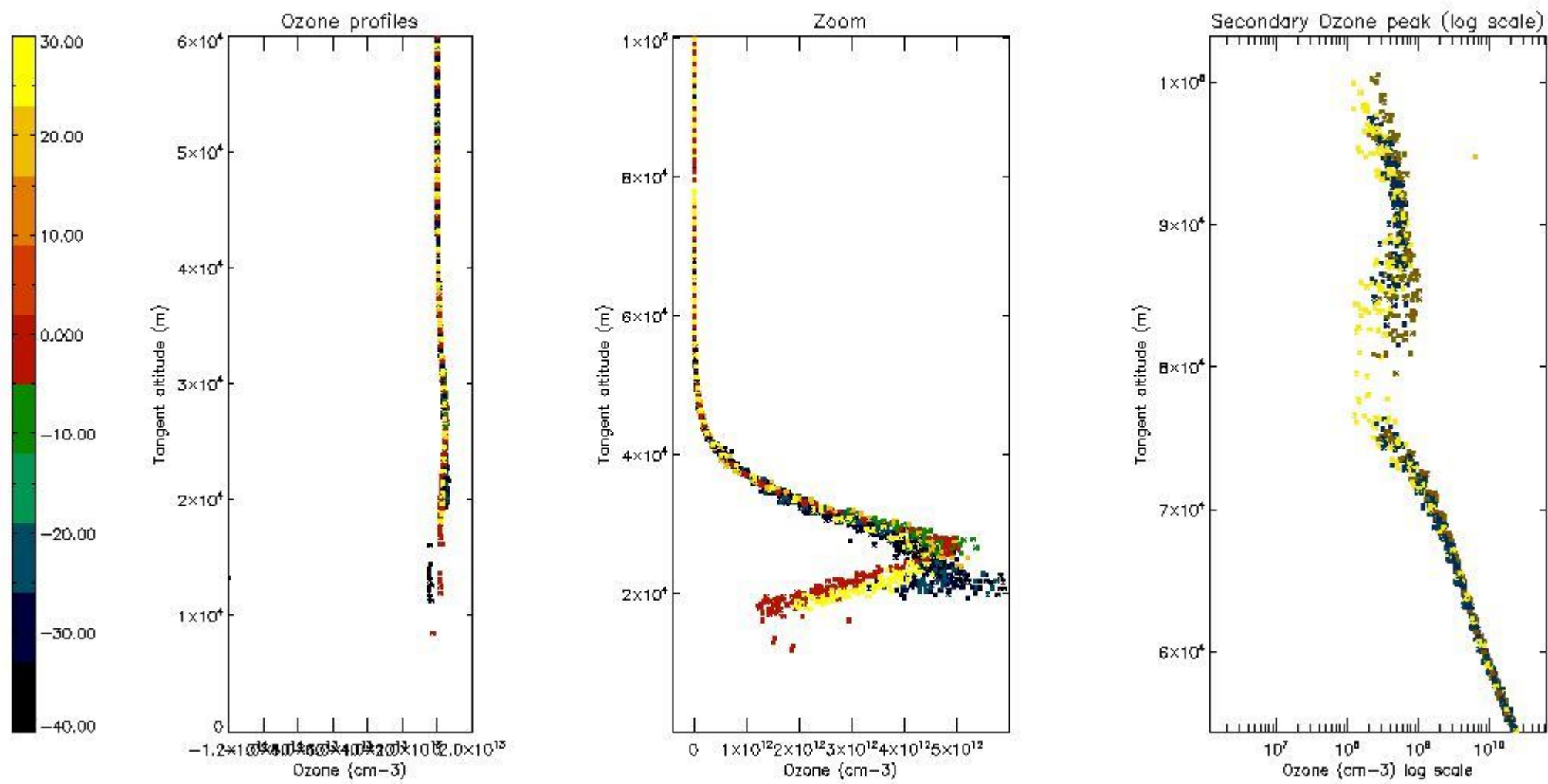
5.3 Plot ozone profiles where STD < 20% (dark without errors)

The colorbar represents the latitude.



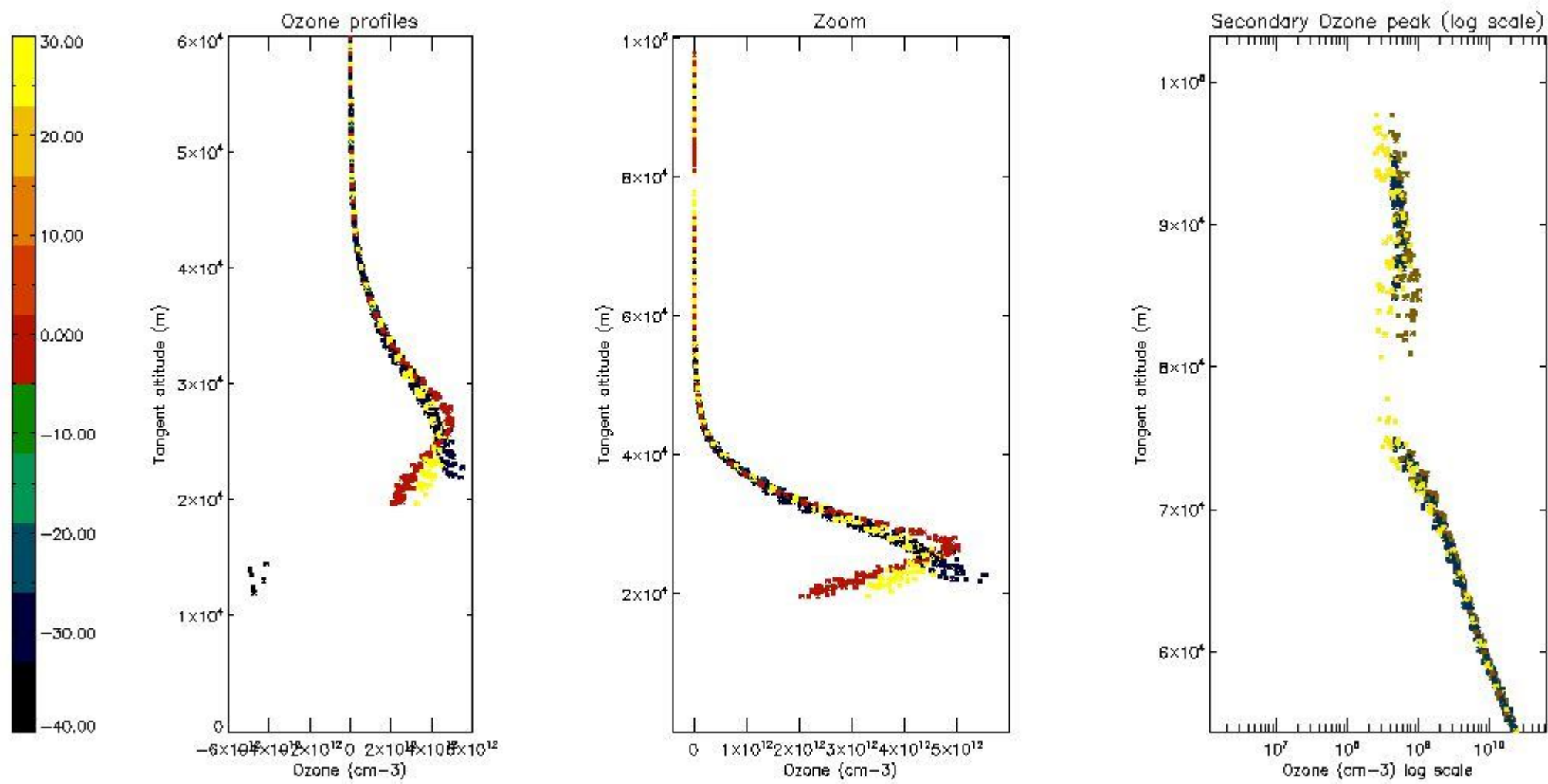
5.4 Plot ozone profiles where $STD < 10\%$ (dark without errors)

The colorbar represents the latitude.



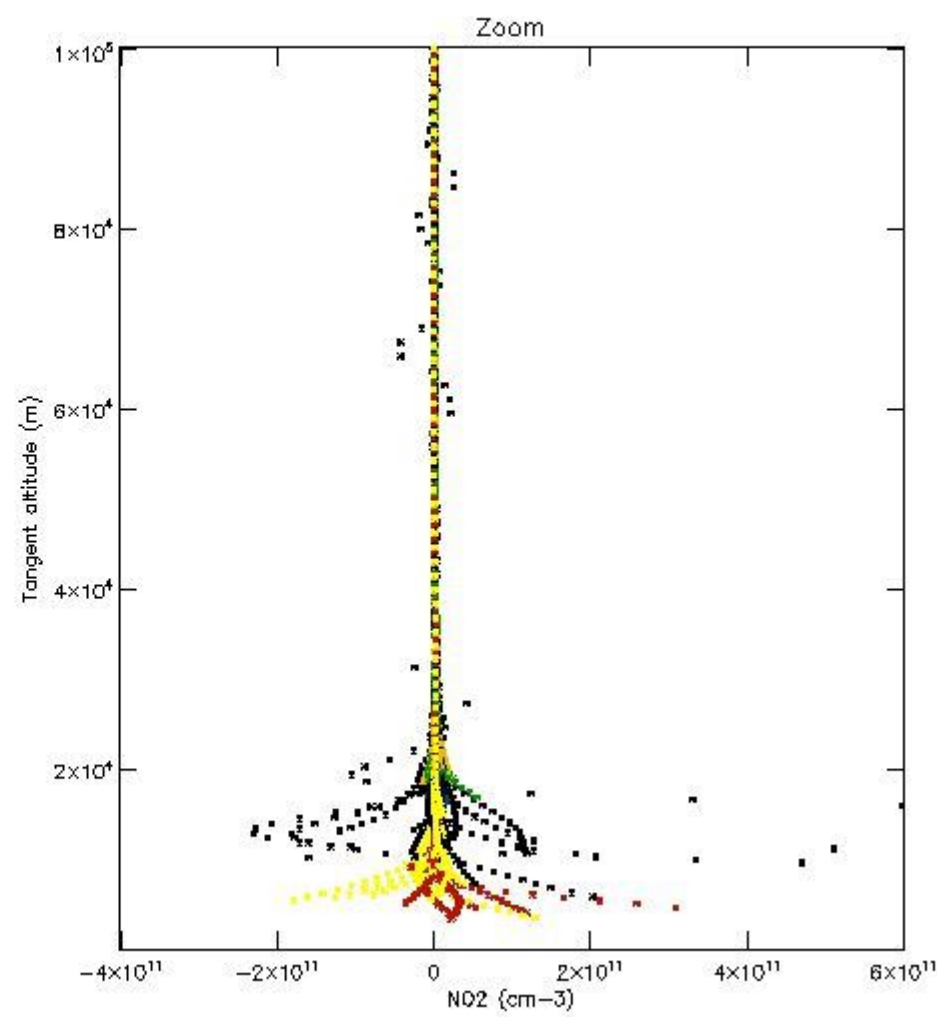
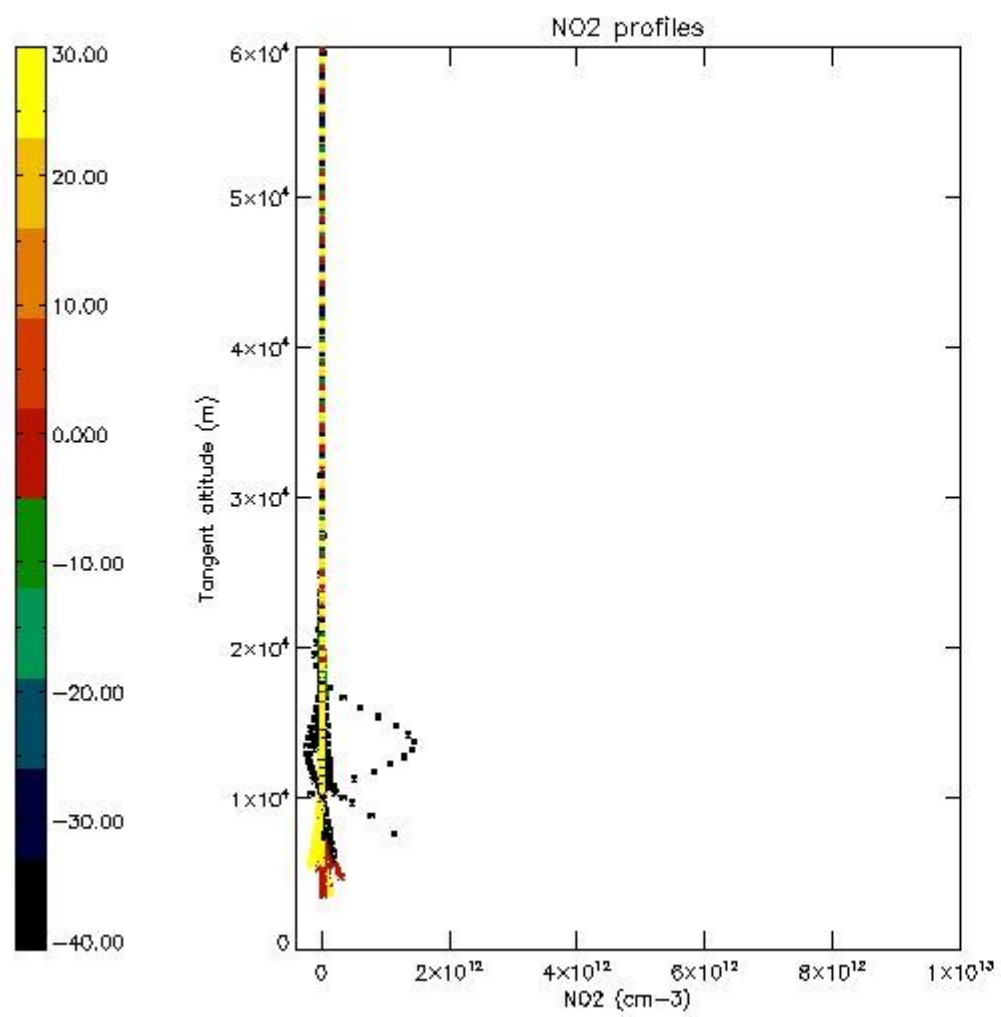
5.5 Plot ozone profiles where $STD < 5\%$ (dark without errors)

The colorbar represents the latitude.



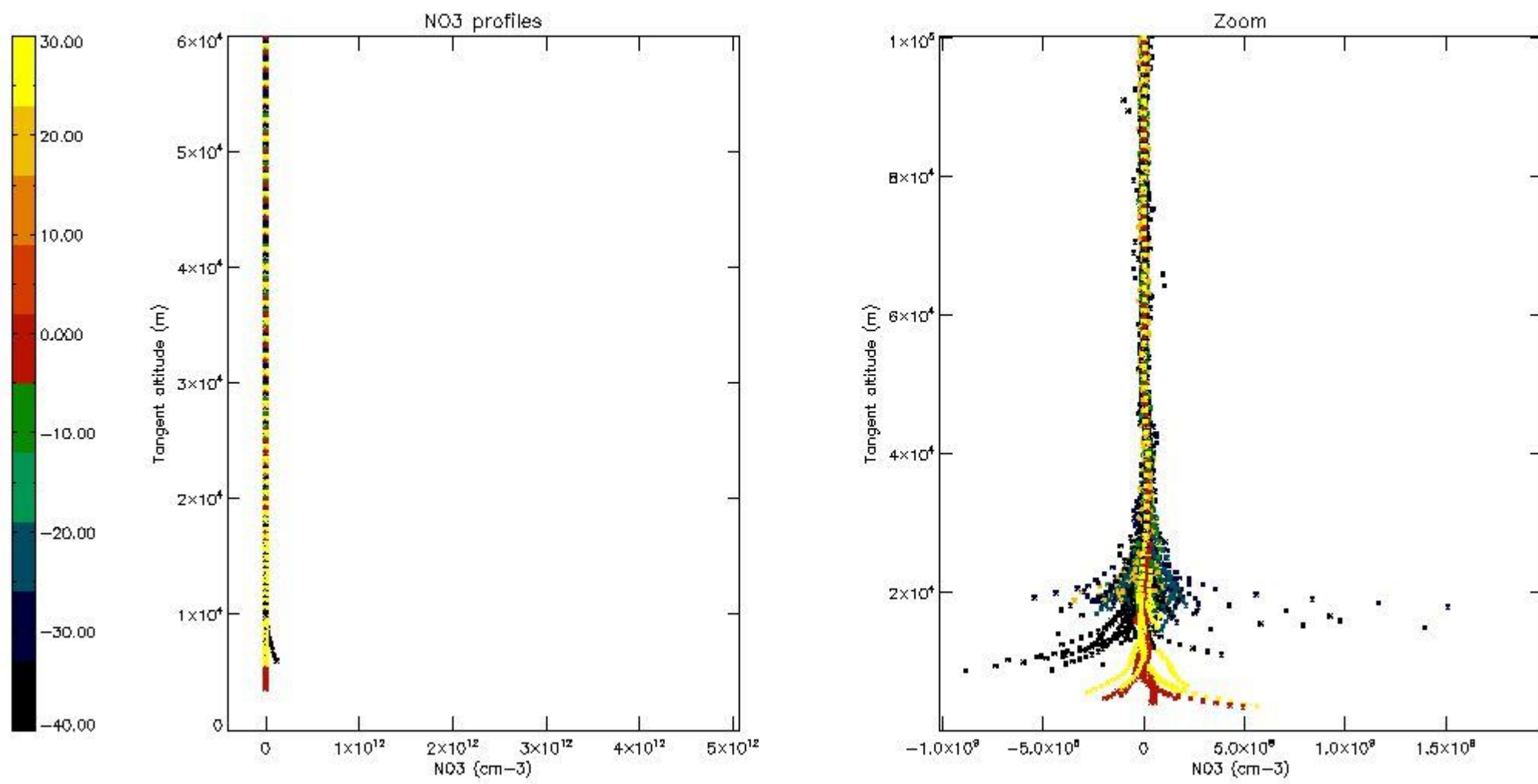
5.6 Plot NO₂ profiles for all STD (dark without errors)

The colorbar represents the latitude.



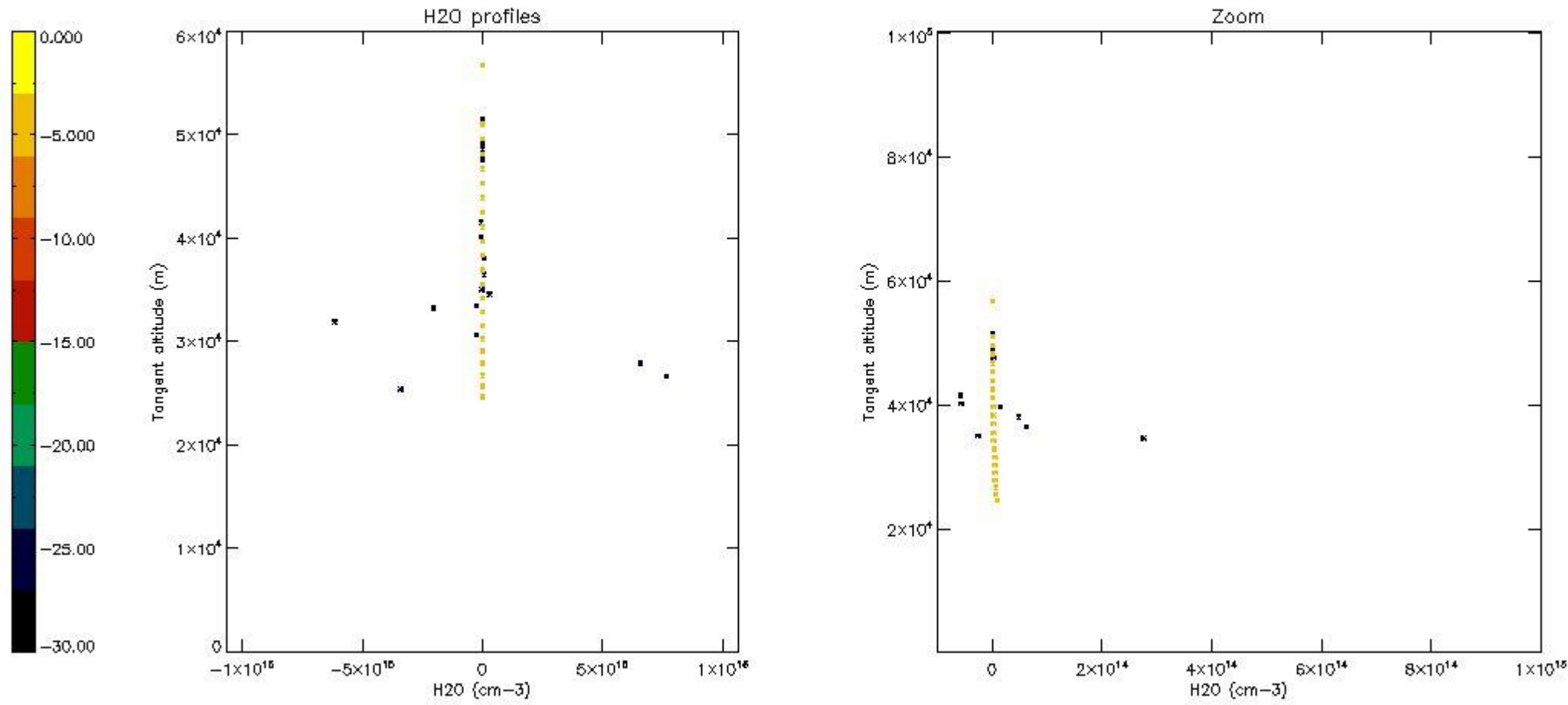
5.7 Plot NO3 profiles for all STD (dark without errors)

The colorbar represents the latitude.



5.8 Plot H2O profiles for all STD (only for occultations of stars 1,2,3,4,13,14,16,26,63 dark without errors)

The colorbar represents the latitude.



6. Auxiliary Data Files used for the production reported in section 2

The number reported in the third column indicates since which file (see list in section 2) the corresponding auxiliary file has been used. The fourth column is the date of those product files.

Type	Auxiliary Filename	Used since product	Used since product date
INST_PHYS_CHARACTERISTICS	GOM_INS_AXVIEC20091111_143220_20030716_120000_20500101_000000	1	08-OCT-2007 00:07:42
LEVEL-2_PROC_CONFIG	GOM_PR2_AXVIEC20091111_152718_20020301_000000_20500101_000000	1	08-OCT-2007 00:07:42
CROSS_SECTIONS_FILE	GOM_CRS_AXVIEC20091111_154832_20020301_000000_20500101_000000	1	08-OCT-2007 00:07:42

GOMOS Level 2 Daily Report

SUMMARY

[1. General Info](#)

[2. Summary of processed GOM_NL_2P products](#)

[3. Level 2 Quality information per product](#)

[3.1 Plot of level 2 quality information per product \(time dependant\)](#)

[3.2 Plot of level 2 quality information per product \(world map\)](#)

[4. Level 1 Quality information per product \(stored on level 2 products\)](#)

[4.1 Plot of level 1 quality information per product \(time dependant\)](#)

[4.1.1 Plot of level 1 quality information per product \(time dependant\): ASCENDING](#)

[4.1.2 Plot of level 1 quality information per product \(time dependant\): DESCENDING](#)

[4.2 Plot of level 1 quality information per product \(world map\)](#)

[4.2.1 Plot of level 1 quality information per product \(world map\): ASCENDING](#)

[4.2.2 Plot of level 1 quality information per product \(world map\): DESCENDING](#)

[5. Ozone profiles based on quality statistics and other trace gas profiles](#)

[5.1 Ozone statistics based on quality of products](#)

[5.2 Plot ozone profiles for all STD \(dark without errors\)](#)

[5.3 Plot ozone profiles where STD < 20% \(dark without errors\)](#)

[5.4. Plot ozone profiles where STD < 10% \(dark without errors\)](#)

[5.5. Plot ozone profiles where STD < 5% \(dark without errors\)](#)

[5.6 Plot NO2 profiles for all STD \(dark without errors\)](#)

[5.7 Plot NO3 profiles for all STD \(dark without errors\)](#)

[5.8 Plot H2O profiles \(only for occultations of stars 1,2,3,4,13,14,16,26,63 dark without errors\) for all STD](#)

[6. Auxiliary Data Files used for the production reported in section 2](#)

This report presents the daily analysis on parameters extracted from GOMOS level 2 data (GOM_NL__2P). It is intended to monitor some important parameters that will impact the quality of these products. A list of level 2 products (and content) that have arrived during the reporting day to the PCF is also given.

Item	Value
Time of report generation	23APR2013 07:07:22
Data source version	GOMOS/6.01
Start time of products	08-10-2007 (08OCT2007 00:00:00)
Stop time of products	09-10-2007 (09OCT2007 00:00:00)
Store outputs in DB	Yes
Nb of level 2 prods	285
Nb of prods with errors	0

2. Summary of processed GOM_NL__2P products.

Nr	Filename	UTC Start time	Limb	Duration	Star Id	Star Name	Star Mag	Star Temp	Nb Meas	Orbit	Prod. error
1	GOM_NL__2PRFIN20071008_000742_000000382062_00188_29300_0815.N1	08-OCT-2007 00:07:42	Bright	38.000	140	88Gam Peg	2.8340	26000.	76	29300	No
2	GOM_NL__2PRFIN20071008_001122_000000382062_00188_29300_0816.N1	08-OCT-2007 00:11:22	Bright	37.500	93	53Bet Peg	2.5200	3100.0	75	29300	No
3	GOM_NL__2PRFIN20071008_002005_000000382062_00188_29300_0817.N1	08-OCT-2007 00:20:05	Bright	38.000	68	18Alp Cas	2.2250	4500.0	76	29300	No
4	GOM_NL__2PRFIN20071008_002130_000000402062_00188_29300_0818.N1	08-OCT-2007 00:21:30	Bright	39.500	76	27Gam Cas	2.3000	30000.	79	29300	No
5	GOM_NL__2PRFIN20071008_002838_000000352062_00188_29300_0819.N1	08-OCT-2007 00:28:38	Bright	35.000	49	1Alp UMi	1.9900	6300.0	70	29300	No
6	GOM_NL__2PRFIN20071008_003645_000000372062_00188_29300_0820.N1	08-OCT-2007 00:36:45	Bright	36.500	36	50Alp UMa	1.8000	6300.0	73	29300	No
7	GOM_NL__2PRFIN20071008_003817_000000382062_00188_29300_0821.N1	08-OCT-2007 00:38:17	Bright	37.500	82	48Bet UMa	2.3650	10600.	75	29300	No
8	GOM_NL__2PRFIN20071008_004134_000000522062_00188_29300_0822.N1	08-OCT-2007 00:41:34	Bright	52.000	174	52Psi UMa	3.0040	4400.0	104	29300	No
9	GOM_NL__2PRFIN20071008_004818_000000462062_00188_29300_0823.N1	08-OCT-2007 00:48:18	Bright	46.000	166	17Eps Leo	2.9800	6000.0	92	29300	No
10	GOM_NL__2PRFIN20071008_005125_000000352062_00188_29300_0824.N1	08-OCT-2007 00:51:25	Bright	35.000	22	32Alp Leo	1.3600	15200.	70	29300	No
11	GOM_NL__2PRFIN20071008_005814_000000502062_00188_29300_0825.N1	08-OCT-2007 00:58:14	Twilight	50.000	48	30Alp Hya	1.9770	4100.0	100	29300	No
12	GOM_NL__2PRFIN20071008_010753_000000422062_00188_29300_0826.N1	08-OCT-2007 01:07:53	Dark	42.000	65	Lam Vel	2.2040	4400.0	84	29300	No
13	GOM_NL__2PRFIN20071008_010935_000000462062_00188_29300_0827.N1	08-OCT-2007 01:09:35	Dark	45.500	70	Zet Pup	2.2460	39000.	91	29300	No
14	GOM_NL__2PRFIN20071008_011108_000000392062_00188_29300_0828.N1	08-OCT-2007 01:11:08	Dark	38.500	46	Del Vel	1.9540	10600.	77	29300	No
15	GOM_NL__2PRFIN20071008_011446_000000452062_00189_29301_0823.N1	08-OCT-2007 01:14:46	Dark	44.500	161	Tau Pup	2.9310	4500.0	89	29301	No
16	GOM_NL__2PRFIN20071008_011610_000000592062_00189_29301_0824.N1	08-OCT-2007 01:16:10	Dark	59.000	2	Alp Car	-0.73600	7000.0	118	29301	No
17	GOM_NL__2PRFIN20071008_012453_000000392062_00189_29301_0825.N1	08-OCT-2007 01:24:53	Dark	39.000	143	Alp Hyi	2.8570	7200.0	78	29301	No
18	GOM_NL__2PRFIN20071008_012621_000000422062_00189_29301_0826.N1	08-OCT-2007 01:26:21	Dark	42.000	9	Alp Eri	0.45300	24000.	84	29301	No
19	GOM_NL__2PRFIN20071008_013133_000000442062_00189_29301_0827.N1	08-OCT-2007 01:31:33	Straylight	43.500	84	Alp Phe	2.3970	4500.0	87	29301	No
20	GOM_NL__2PRFIN20071008_013817_000000522062_00189_29301_0828.N1	08-OCT-2007 01:38:17	Straylight	52.000	52	16Bet Cet	2.0370	4500.0	104	29301	No
21	GOM_NL__2PRFIN20071008_014818_000000382062_00189_29301_0829.N1	08-OCT-2007 01:48:18	Bright	38.000	140	88Gam Peg	2.8340	26000.	76	29301	No
22	GOM_NL__2PRFIN20071008_015158_000000352062_00189_29301_0830.N1	08-OCT-2007 01:51:58	Bright	35.000	93	53Bet Peg	2.5200	3100.0	70	29301	No
23	GOM_NL__2PRFIN20071008_020041_000000392062_00189_29301_0831.N1	08-OCT-2007 02:00:41	Bright	39.000	68	18Alp Cas	2.2250	4500.0	78	29301	No
24	GOM_NL__2PRFIN20071008_020206_000000382062_00189_29301_0832.N1	08-OCT-2007 02:02:06	Bright	38.000	76	27Gam Cas	2.3000	30000.	76	29301	No
25	GOM_NL__2PRFIN20071008_020914_000000322062_00189_29301_0833.N1	08-OCT-2007 02:09:14	Bright	32.000	49	1Alp UMi	1.9900	6300.0	64	29301	No
26	GOM_NL__2PRFIN20071008_021721_000000372062_00189_29301_0834.N1	08-OCT-2007 02:17:21	Bright	37.000	36	50Alp UMa	1.8000	6300.0	74	29301	No
27	GOM_NL__2PRFIN20071008_021853_000000372062_00189_29301_0835.N1	08-OCT-2007 02:18:53	Bright	36.500	82	48Bet UMa	2.3650	10600.	73	29301	No
28	GOM_NL__2PRFIN20071008_022210_000000522062_00189_29301_0836.N1	08-OCT-2007 02:22:10	Bright	52.000	174	52Psi UMa	3.0040	4400.0	104	29301	No
29	GOM_NL__2PRFIN20071008_022854_000000392062_00189_29301_0837.N1	08-OCT-2007 02:28:54	Bright	38.500	166	17Eps Leo	2.9800	6000.0	77	29301	No
30	GOM_NL__2PRFIN20071008_023202_000000362062_00189_29301_0838.N1	08-OCT-2007 02:32:02	Bright	36.000	22	32Alp Leo	1.3600	15200.	72	29301	No
31	GOM_NL__2PRFIN20071008_023851_000000472062_00189_29301_0839.N1	08-OCT-2007 02:38:51	Twilight	47.000	48	30Alp Hya	1.9770	4100.0	94	29301	No
32	GOM_NL__2PRFIN20071008_024830_000000462062_00189_29301_0840.N1	08-OCT-2007 02:48:30	Dark	45.500	65	Lam Vel	2.2040	4400.0	91	29301	No
33	GOM_NL__2PRFIN20071008_025012_000000422062_00189_29301_0841.N1	08-OCT-2007 02:50:12	Dark	41.500	70	Zet Pup	2.2460	39000.	83	29301	No
34	GOM_NL__2PRFIN20071008_025144_000000382062_00189_29301_0842.N1	08-OCT-2007 02:51:44	Dark	37.500	46	Del Vel	1.9540	10600.	75	29301	No
35	GOM_NL__2PRFIN20071008_025523_000000442062_00190_29302_0830.N1	08-OCT-2007 02:55:23	Dark	43.500	161	Tau Pup	2.9310	4500.0	87	29302	No
36	GOM_NL__2PRFIN20071008_025647_000000452062_00190_29302_0831.N1	08-OCT-2007 02:56:47	Dark	45.000	2	Alp Car	-0.73600	7000.0	90	29302	No
37	GOM_NL__2PRFIN20071008_030530_000000392062_00190_29302_0832.N1	08-OCT-2007 03:05:30	Dark	38.500	143	Alp Hyi	2.8570	7200.0	77	29302	No
38	GOM_NL__2PRFIN20071008_030657_000000412062_00190_29302_0833.N1	08-OCT-2007 03:06:57	Dark	40.500	9	Alp Eri	0.45300	24000.	81	29302	No
39	GOM_NL__2PRFIN20071008_031209_000000382062_00190_29302_0834.N1	08-OCT-2007 03:12:09	Straylight	38.000	84	Alp Phe	2.3970	4500.0	76	29302	No
40	GOM_NL__2PRFIN20071008_031854_000000462062_00190_29302_0835.N1	08-OCT-2007 03:18:54	Straylight	46.000	52	16Bet Cet	2.0370	4500.0	92	29302	No
41	GOM_NL__2PRFIN20071008_032854_000000382062_00190_29302_0836.N1	08-OCT-2007 03:28:54	Bright	38.000	140	88Gam Peg	2.8340	26000.	76	29302	No
42	GOM_NL__2PRFIN20071008_033234_000000382062_00190_29302_0837.N1	08-OCT-2007 03:32:34	Bright	37.500	93	53Bet Peg	2.5200	3100.0	75	29302	No

43	GOM_NL__2PRFIN20071008_034117_000000372062_00190_29302_0838.N1	08-OCT-2007 03:41:17	Bright	36.500	68	18Alp Cas	2.2250	4500.0	73	29302	No
44	GOM_NL__2PRFIN20071008_034241_000000372062_00190_29302_0839.N1	08-OCT-2007 03:42:41	Bright	36.500	76	27Gam Cas	2.3000	30000.	73	29302	No
45	GOM_NL__2PRFIN20071008_034950_000000352062_00190_29302_0840.N1	08-OCT-2007 03:49:50	Bright	35.000	49	1Alp UMi	1.9900	6300.0	70	29302	No
46	GOM_NL__2PRFIN20071008_035757_000000372062_00190_29302_0841.N1	08-OCT-2007 03:57:57	Bright	36.500	36	50Alp UMa	1.8000	6300.0	73	29302	No
47	GOM_NL__2PRFIN20071008_035929_000000352062_00190_29302_0842.N1	08-OCT-2007 03:59:29	Bright	35.000	82	48Bet UMa	2.3650	10600.	70	29302	No
48	GOM_NL__2PRFIN20071008_040246_000000402062_00190_29302_0843.N1	08-OCT-2007 04:02:46	Bright	40.000	174	52Psi UMa	3.0040	4400.0	80	29302	No
49	GOM_NL__2PRFIN20071008_040930_000000372062_00190_29302_0844.N1	08-OCT-2007 04:09:30	Bright	37.000	166	17Eps Leo	2.9800	6000.0	74	29302	No
50	GOM_NL__2PRFIN20071008_041238_000000362062_00190_29302_0845.N1	08-OCT-2007 04:12:38	Bright	35.500	22	32Alp Leo	1.3600	15200.	71	29302	No
51	GOM_NL__2PRFIN20071008_041927_000000472062_00190_29302_0846.N1	08-OCT-2007 04:19:27	Twilight	46.500	48	30Alp Hya	1.9770	4100.0	93	29302	No
52	GOM_NL__2PRFIN20071008_042906_000000492062_00190_29302_0847.N1	08-OCT-2007 04:29:06	Dark	49.000	65	Lam Vel	2.2040	4400.0	98	29302	No
53	GOM_NL__2PRFIN20071008_043049_000000442062_00190_29302_0848.N1	08-OCT-2007 04:30:49	Dark	43.500	70	Zet Pup	2.2460	39000.	87	29302	No
54	GOM_NL__2PRFIN20071008_043220_000000392062_00190_29302_0849.N1	08-OCT-2007 04:32:20	Dark	39.000	46	Del Vel	1.9540	10600.	78	29302	No
55	GOM_NL__2PRFIN20071008_043600_000000432062_00191_29303_0834.N1	08-OCT-2007 04:36:00	Dark	43.000	161	Tau Pup	2.9310	4500.0	86	29303	No
56	GOM_NL__2PRFIN20071008_043724_000000582062_00191_29303_0835.N1	08-OCT-2007 04:37:24	Dark	58.000	2	Alp Car	-0.73600	7000.0	116	29303	No
57	GOM_NL__2PRFIN20071008_044606_000000382062_00191_29303_0836.N1	08-OCT-2007 04:46:06	Dark	37.500	143	Alp Hyi	2.8570	7200.0	75	29303	No
58	GOM_NL__2PRFIN20071008_044733_000000482062_00191_29303_0837.N1	08-OCT-2007 04:47:33	Dark	48.000	9	Alp Eri	0.45300	24000.	96	29303	No
59	GOM_NL__2PRFIN20071008_045245_000000432062_00191_29303_0838.N1	08-OCT-2007 04:52:45	Straylight	43.000	84	Alp Phe	2.3970	4500.0	86	29303	No
60	GOM_NL__2PRFIN20071008_045930_000000442062_00191_29303_0839.N1	08-OCT-2007 04:59:30	Straylight	43.500	52	16Bet Cet	2.0370	4500.0	87	29303	No
61	GOM_NL__2PRFIN20071008_050930_000000362062_00191_29303_0840.N1	08-OCT-2007 05:09:30	Bright	36.000	140	88Gam Peg	2.8340	26000.	72	29303	No
62	GOM_NL__2PRFIN20071008_051310_000000382062_00191_29303_0841.N1	08-OCT-2007 05:13:10	Bright	38.000	93	53Bet Peg	2.5200	3100.0	76	29303	No
63	GOM_NL__2PRFIN20071008_052152_000000402062_00191_29303_0842.N1	08-OCT-2007 05:21:52	Bright	39.500	68	18Alp Cas	2.2250	4500.0	79	29303	No
64	GOM_NL__2PRFIN20071008_052317_000000392062_00191_29303_0843.N1	08-OCT-2007 05:23:17	Bright	38.500	76	27Gam Cas	2.3000	30000.	77	29303	No
65	GOM_NL__2PRFIN20071008_053026_000000332062_00191_29303_0844.N1	08-OCT-2007 05:30:26	Bright	33.000	49	1Alp UMi	1.9900	6300.0	66	29303	No
66	GOM_NL__2PRFIN20071008_053833_000000372062_00191_29303_0845.N1	08-OCT-2007 05:38:33	Bright	37.000	36	50Alp UMa	1.8000	6300.0	74	29303	No
67	GOM_NL__2PRFIN20071008_054005_000000522062_00191_29303_0846.N1	08-OCT-2007 05:40:05	Bright	52.000	82	48Bet UMa	2.3650	10600.	104	29303	No
68	GOM_NL__2PRFIN20071008_054322_000000352062_00191_29303_0847.N1	08-OCT-2007 05:43:22	Bright	34.500	174	52Psi UMa	3.0040	4400.0	69	29303	No
69	GOM_NL__2PRFIN20071008_055006_000000372062_00191_29303_0848.N1	08-OCT-2007 05:50:06	Bright	37.000	166	17Eps Leo	2.9800	6000.0	74	29303	No
70	GOM_NL__2PRFIN20071008_055314_000000342062_00191_29303_0849.N1	08-OCT-2007 05:53:14	Bright	33.500	22	32Alp Leo	1.3600	15200.	67	29303	No
71	GOM_NL__2PRFIN20071008_060004_000000492062_00191_29303_0850.N1	08-OCT-2007 06:00:04	Twilight	49.000	48	30Alp Hya	1.9770	4100.0	98	29303	No
72	GOM_NL__2PRFIN20071008_060943_000000462062_00191_29303_0851.N1	08-OCT-2007 06:09:43	Dark	45.500	65	Lam Vel	2.2040	4400.0	91	29303	No
73	GOM_NL__2PRFIN20071008_061125_000000442062_00191_29303_0852.N1	08-OCT-2007 06:11:25	Dark	43.500	70	Zet Pup	2.2460	39000.	87	29303	No
74	GOM_NL__2PRFIN20071008_061257_000000422062_00191_29303_0853.N1	08-OCT-2007 06:12:57	Dark	41.500	46	Del Vel	1.9540	10600.	83	29303	No
75	GOM_NL__2PRFIN20071008_061637_000000422062_00192_29304_0865.N1	08-OCT-2007 06:16:37	Dark	41.500	161	Tau Pup	2.9310	4500.0	83	29304	No
76	GOM_NL__2PRFIN20071008_061801_000000582062_00192_29304_0866.N1	08-OCT-2007 06:18:01	Dark	58.000	2	Alp Car	-0.73600	7000.0	116	29304	No
77	GOM_NL__2PRFIN20071008_062642_000000382062_00192_29304_0867.N1	08-OCT-2007 06:26:42	Dark	38.000	143	Alp Hyi	2.8570	7200.0	76	29304	No
78	GOM_NL__2PRFIN20071008_062810_000000532062_00192_29304_0868.N1	08-OCT-2007 06:28:10	Dark	53.000	9	Alp Eri	0.45300	24000.	106	29304	No
79	GOM_NL__2PRFIN20071008_063322_000000442062_00192_29304_0869.N1	08-OCT-2007 06:33:22	Straylight	44.000	84	Alp Phe	2.3970	4500.0	88	29304	No
80	GOM_NL__2PRFIN20071008_064006_000000442062_00192_29304_0870.N1	08-OCT-2007 06:40:06	Straylight	43.500	52	16Bet Cet	2.0370	4500.0	87	29304	No
81	GOM_NL__2PRFIN20071008_065006_000000372062_00192_29304_0871.N1	08-OCT-2007 06:50:06	Bright	36.500	140	88Gam Peg	2.8340	26000.	73	29304	No
82	GOM_NL__2PRFIN20071008_065346_000000392062_00192_29304_0872.N1	08-OCT-2007 06:53:46	Bright	38.500	93	53Bet Peg	2.5200	3100.0	77	29304	No
83	GOM_NL__2PRFIN20071008_070228_000000392062_00192_29304_0873.N1	08-OCT-2007 07:02:28	Bright	39.000	68	18Alp Cas	2.2250	4500.0	78	29304	No
84	GOM_NL__2PRFIN20071008_070353_000000382062_00192_29304_0874.N1	08-OCT-2007 07:03:53	Bright	37.500	76	27Gam Cas	2.3000	30000.	75	29304	No
85	GOM_NL__2PRFIN20071008_071102_000000362062_00192_29304_0875.N1	08-OCT-2007 07:11:02	Bright	36.000	49	1Alp UMi	1.9900	6300.0	72	29304	No
86	GOM_NL__2PRFIN20071008_071909_000000342062_00192_29304_0876.N1	08-OCT-2007 07:19:09	Bright	34.000	36	50Alp UMa	1.8000	6300.0	68	29304	No
87	GOM_NL__2PRFIN20071008_072041_000000352062_00192_29304_0877.N1	08-OCT-2007 07:20:41	Bright	34.500	82	48Bet UMa	2.3650	10600.	69	29304	No
88	GOM_NL__2PRFIN20071008_072358_000000332062_00192_29304_0878.N1	08-OCT-2007 07:23:58	Bright	33.000	174	52Psi UMa	3.0040	4400.0	66	29304	No
89	GOM_NL__2PRFIN20071008_073042_000000362062_00192_29304_0879.N1	08-OCT-2007 07:30:42	Bright	35.500	166	17Eps Leo	2.9800	6000.0	71	29304	No
90	GOM_NL__2PRFIN20071008_073350_000000342062_00192_29304_0880.N1	08-OCT-2007 07:33:50	Bright	34.000	22	32Alp Leo	1.3600	15200.	68	29304	No
91	GOM_NL__2PRFIN20071008_074040_000000482062_00192_29304_0881.N1	08-OCT-2007 07:40:40	Twilight	47.500	48	30Alp Hya	1.9770	4100.0	95	29304	No
92	GOM_NL__2PRFIN20071008_075019_000000462062_00192_29304_0882.N1	08-OCT-2007 07:50:19	Dark	45.500	65	Lam Vel	2.2040	4400.0	91	29304	No
93	GOM_NL__2PRFIN20071008_075202_000000442062_00192_29304_0883.N1	08-OCT-2007 07:52:02	Dark	43.500	70	Zet Pup	2.2460	39000.	87	29304	No
94	GOM_NL__2PRFIN20071008_075333_000000402062_00192_29304_0884.N1	08-OCT-2007 07:53:33	Dark	39.500	46	Del Vel	1.9540	10600.	79	29304	No
95	GOM_NL__2PRFIN20071008_075713_000000452062_00193_29305_0928.N1	08-OCT-2007 07:57:13	Dark	45.000	161	Tau Pup	2.9310	4500.0	90	29305	No
96	GOM_NL__2PRFIN20071008_075837_000000592062_00193_29305_0929.N1	08-OCT-2007 07:58:37	Dark	59.000	2	Alp Car	-0.73600	7000.0	118	29305	No
97	GOM_NL__2PRFIN20071008_080719_000000382062_00193_29305_0930.N1	08-OCT-2007 08:07:19	Dark	37.500	143	Alp Hyi	2.8570	7200.0	75	29305	No
98	GOM_NL__2PRFIN20071008_080846_000000512062_00193_29305_0931.N1	08-OCT-2007 08:08:46	Dark	50.500	9	Alp Eri	0.45300	24000.	101	29305	No
99	GOM_NL__2PRFIN20071008_081358_000000422062_00193_29305_0932.N1	08-OCT-2007 08:13:58	Straylight	41.500	84	Alp Phe	2.3970	4500.0	83	29305	No
100	GOM_NL__2PRFIN20071008_082042_000000462062_00193_29305_0933.N1	08-OCT-2007 08:20:42	Straylight	45.500	52	16Bet Cet	2.0370	4500.0	91	29305	No
101	GOM_NL__2PRFIN20071008_083041_000000372062_00193_29305_0934.N1	08-OCT-2007 08:30:41	Bright	37.000	140	88Gam Peg	2.8340	26000.	74	29305	No

102	GOM_NL__2PRFIN20071008_083422_000000362062_00193_29305_0935.N1	08-OCT-2007 08:34:22	Bright	36.000	93	53Bet Peg	2.5200	3100.0	72	29305	No
103	GOM_NL__2PRFIN20071008_084304_000000392062_00193_29305_0936.N1	08-OCT-2007 08:43:04	Bright	39.000	68	18Alp Cas	2.2250	4500.0	78	29305	No
104	GOM_NL__2PRFIN20071008_084428_000000392062_00193_29305_0937.N1	08-OCT-2007 08:44:28	Bright	39.000	76	27Gam Cas	2.3000	30000.	78	29305	No
105	GOM_NL__2PRFIN20071008_085138_000000342062_00193_29305_0938.N1	08-OCT-2007 08:51:38	Bright	33.500	49	1Alp UMi	1.9900	6300.0	67	29305	No
106	GOM_NL__2PRFIN20071008_085945_000000372062_00193_29305_0939.N1	08-OCT-2007 08:59:45	Bright	37.000	36	50Alp UMa	1.8000	6300.0	74	29305	No
107	GOM_NL__2PRFIN20071008_090117_000000342062_00193_29305_0940.N1	08-OCT-2007 09:01:17	Bright	34.000	82	48Bet UMa	2.3650	10600.	68	29305	No
108	GOM_NL__2PRFIN20071008_090434_000000382062_00193_29305_0941.N1	08-OCT-2007 09:04:34	Bright	37.500	174	52Psi UMa	3.0040	4400.0	75	29305	No
109	GOM_NL__2PRFIN20071008_091119_000000372062_00193_29305_0942.N1	08-OCT-2007 09:11:19	Bright	36.500	166	17Eps Leo	2.9800	6000.0	73	29305	No
110	GOM_NL__2PRFIN20071008_091427_000000372062_00193_29305_0943.N1	08-OCT-2007 09:14:27	Bright	37.000	22	32Alp Leo	1.3600	15200.	74	29305	No
111	GOM_NL__2PRFIN20071008_092117_000000482062_00193_29305_0944.N1	08-OCT-2007 09:21:17	Twilight	47.500	48	30Alp Hya	1.9770	4100.0	95	29305	No
112	GOM_NL__2PRFIN20071008_093055_000000432062_00193_29305_0945.N1	08-OCT-2007 09:30:55	Dark	43.000	65	Lam Vel	2.2040	4400.0	86	29305	No
113	GOM_NL__2PRFIN20071008_093239_000000442062_00193_29305_0946.N1	08-OCT-2007 09:32:39	Dark	44.000	70	Zet Pup	2.2460	39000.	88	29305	No
114	GOM_NL__2PRFIN20071008_093410_000000402062_00193_29305_0947.N1	08-OCT-2007 09:34:10	Dark	39.500	46	Del Vel	1.9540	10600.	79	29305	No
115	GOM_NL__2PRFIN20071008_093750_000000432062_00194_29306_0912.N1	08-OCT-2007 09:37:50	Dark	43.000	161	Tau Pup	2.9310	4500.0	86	29306	No
116	GOM_NL__2PRFIN20071008_093914_000000492062_00194_29306_0913.N1	08-OCT-2007 09:39:14	Dark	49.000	2	Alp Car	-0.73600	7000.0	98	29306	No
117	GOM_NL__2PRFIN20071008_094755_000000382062_00194_29306_0914.N1	08-OCT-2007 09:47:55	Dark	37.500	143	Alp Hyi	2.8570	7200.0	75	29306	No
118	GOM_NL__2PRFIN20071008_094922_000000392062_00194_29306_0915.N1	08-OCT-2007 09:49:22	Dark	39.000	9	Alp Eri	0.45300	24000.	78	29306	No
119	GOM_NL__2PRFIN20071008_095434_000000392062_00194_29306_0916.N1	08-OCT-2007 09:54:34	Straylight	39.000	84	Alp Phe	2.3970	4500.0	78	29306	No
120	GOM_NL__2PRFIN20071008_100118_000000462062_00194_29306_0917.N1	08-OCT-2007 10:01:18	Straylight	45.500	52	16Bet Cet	2.0370	4500.0	91	29306	No
121	GOM_NL__2PRFIN20071008_101117_000000382062_00194_29306_0918.N1	08-OCT-2007 10:11:17	Bright	37.500	140	88Gam Peg	2.8340	26000.	75	29306	No
122	GOM_NL__2PRFIN20071008_101458_000000382062_00194_29306_0919.N1	08-OCT-2007 10:14:58	Bright	37.500	93	53Bet Peg	2.5200	3100.0	75	29306	No
123	GOM_NL__2PRFIN20071008_102339_000000392062_00194_29306_0920.N1	08-OCT-2007 10:23:39	Bright	38.500	68	18Alp Cas	2.2250	4500.0	77	29306	No
124	GOM_NL__2PRFIN20071008_102504_000000392062_00194_29306_0921.N1	08-OCT-2007 10:25:04	Bright	38.500	76	27Gam Cas	2.3000	30000.	77	29306	No
125	GOM_NL__2PRFIN20071008_103214_000000362062_00194_29306_0922.N1	08-OCT-2007 10:32:14	Bright	36.000	49	1Alp UMi	1.9900	6300.0	72	29306	No
126	GOM_NL__2PRFIN20071008_104021_000000382062_00194_29306_0923.N1	08-OCT-2007 10:40:21	Bright	37.500	36	50Alp UMa	1.8000	6300.0	75	29306	No
127	GOM_NL__2PRFIN20071008_104153_000000352062_00194_29306_0924.N1	08-OCT-2007 10:41:53	Bright	34.500	82	48Bet UMa	2.3650	10600.	69	29306	No
128	GOM_NL__2PRFIN20071008_104510_000000342062_00194_29306_0925.N1	08-OCT-2007 10:45:10	Bright	34.000	174	52Psi UMa	3.0040	4400.0	68	29306	No
129	GOM_NL__2PRFIN20071008_105155_000000392062_00194_29306_0926.N1	08-OCT-2007 10:51:55	Bright	38.500	166	17Eps Leo	2.9800	6000.0	77	29306	No
130	GOM_NL__2PRFIN20071008_105503_000000382062_00194_29306_0927.N1	08-OCT-2007 10:55:03	Bright	37.500	22	32Alp Leo	1.3600	15200.	75	29306	No
131	GOM_NL__2PRFIN20071008_110153_000000522062_00194_29306_0928.N1	08-OCT-2007 11:01:53	Twilight	51.500	48	30Alp Hya	1.9770	4100.0	103	29306	No
132	GOM_NL__2PRFIN20071008_111132_000000442062_00194_29306_0929.N1	08-OCT-2007 11:11:32	Dark	44.000	65	Lam Vel	2.2040	4400.0	88	29306	No
133	GOM_NL__2PRFIN20071008_111316_000000432062_00194_29306_0930.N1	08-OCT-2007 11:13:16	Dark	43.000	70	Zet Pup	2.2460	39000.	86	29306	No
134	GOM_NL__2PRFIN20071008_111446_000000402062_00194_29306_0931.N1	08-OCT-2007 11:14:46	Dark	40.000	46	Del Vel	1.9540	10600.	80	29306	No
135	GOM_NL__2PRFIN20071008_111827_000000442062_00195_29307_0921.N1	08-OCT-2007 11:18:27	Dark	44.000	161	Tau Pup	2.9310	4500.0	88	29307	No
136	GOM_NL__2PRFIN20071008_111951_000000602062_00195_29307_0922.N1	08-OCT-2007 11:19:51	Dark	60.000	2	Alp Car	-0.73600	7000.0	120	29307	No
137	GOM_NL__2PRFIN20071008_112831_000000392062_00195_29307_0923.N1	08-OCT-2007 11:28:31	Dark	38.500	143	Alp Hyi	2.8570	7200.0	77	29307	No
138	GOM_NL__2PRFIN20071008_112958_000000502062_00195_29307_0924.N1	08-OCT-2007 11:29:58	Dark	49.500	9	Alp Eri	0.45300	24000.	99	29307	No
139	GOM_NL__2PRFIN20071008_113510_000000412062_00195_29307_0925.N1	08-OCT-2007 11:35:10	Straylight	40.500	84	Alp Phe	2.3970	4500.0	81	29307	No
140	GOM_NL__2PRFIN20071008_114154_000000442062_00195_29307_0926.N1	08-OCT-2007 11:41:54	Straylight	44.000	52	16Bet Cet	2.0370	4500.0	88	29307	No
141	GOM_NL__2PRFIN20071008_115153_000000372062_00195_29307_0927.N1	08-OCT-2007 11:51:53	Bright	37.000	140	88Gam Peg	2.8340	26000.	74	29307	No
142	GOM_NL__2PRFIN20071008_115534_000000352062_00195_29307_0928.N1	08-OCT-2007 11:55:34	Bright	35.000	93	53Bet Peg	2.5200	3100.0	70	29307	No
143	GOM_NL__2PRFIN20071008_120415_000000402062_00195_29307_0929.N1	08-OCT-2007 12:04:15	Bright	39.500	68	18Alp Cas	2.2250	4500.0	79	29307	No
144	GOM_NL__2PRFIN20071008_120539_000000402062_00195_29307_0930.N1	08-OCT-2007 12:05:39	Bright	39.500	76	27Gam Cas	2.3000	30000.	79	29307	No
145	GOM_NL__2PRFIN20071008_121250_000000422062_00195_29307_0931.N1	08-OCT-2007 12:12:50	Bright	41.500	49	1Alp UMi	1.9900	6300.0	83	29307	No
146	GOM_NL__2PRFIN20071008_122057_000000362062_00195_29307_0932.N1	08-OCT-2007 12:20:57	Bright	35.500	36	50Alp UMa	1.8000	6300.0	71	29307	No
147	GOM_NL__2PRFIN20071008_122229_000000342062_00195_29307_0933.N1	08-OCT-2007 12:22:29	Bright	34.000	82	48Bet UMa	2.3650	10600.	68	29307	No
148	GOM_NL__2PRFIN20071008_122546_000000352062_00195_29307_0934.N1	08-OCT-2007 12:25:46	Bright	35.000	174	52Psi UMa	3.0040	4400.0	70	29307	No
149	GOM_NL__2PRFIN20071008_123231_000000372062_00195_29307_0935.N1	08-OCT-2007 12:32:31	Bright	36.500	166	17Eps Leo	2.9800	6000.0	73	29307	No
150	GOM_NL__2PRFIN20071008_123539_000000372062_00195_29307_0936.N1	08-OCT-2007 12:35:39	Bright	36.500	22	32Alp Leo	1.3600	15200.	73	29307	No
151	GOM_NL__2PRFIN20071008_124229_000000492062_00195_29307_0937.N1	08-OCT-2007 12:42:29	Twilight	48.500	48	30Alp Hya	1.9770	4100.0	97	29307	No
152	GOM_NL__2PRFIN20071008_125208_000000522062_00195_29307_0938.N1	08-OCT-2007 12:52:08	Dark	51.500	65	Lam Vel	2.2040	4400.0	103	29307	No
153	GOM_NL__2PRFIN20071008_125352_000000432062_00195_29307_0939.N1	08-OCT-2007 12:53:52	Dark	43.000	70	Zet Pup	2.2460	39000.	86	29307	No
154	GOM_NL__2PRFIN20071008_125522_000000392062_00195_29307_0940.N1	08-OCT-2007 12:55:22	Dark	38.500	46	Del Vel	1.9540	10600.	77	29307	No
155	GOM_NL__2PRFIN20071008_125904_000000442062_00196_29308_0961.N1	08-OCT-2007 12:59:04	Dark	43.500	161	Tau Pup	2.9310	4500.0	87	29308	No
156	GOM_NL__2PRFIN20071008_130027_000000462062_00196_29308_0962.N1	08-OCT-2007 13:00:27	Dark	46.000	2	Alp Car	-0.73600	7000.0	92	29308	No
157	GOM_NL__2PRFIN20071008_130907_000000392062_00196_29308_0963.N1	08-OCT-2007 13:09:07	Dark	38.500	143	Alp Hyi	2.8570	7200.0	77	29308	No
158	GOM_NL__2PRFIN20071008_131035_000000432062_00196_29308_0964.N1	08-OCT-2007 13:10:35	Dark	43.000	9	Alp Eri	0.45300	24000.	86	29308	No
159	GOM_NL__2PRFIN20071008_131546_000000392062_00196_29308_0965.N1	08-OCT-2007 13:15:46	Straylight	38.500	84	Alp Phe	2.3970	4500.0	77	29308	No
160	GOM_NL__2PRFIN20071008_132230_000000472062_00196_29308_0966.N1	08-OCT-2007 13:22:30	Straylight	46.500	52	16Bet Cet	2.0370	4500.0	93	29308	No

161	GOM_NL__2PRFIN20071008_133229_000000382062_00196_29308_0967.N1	08-OCT-2007 13:32:29	Bright	37.500	140	88Gam Peg	2.8340	26000.	75	29308	No
162	GOM_NL__2PRFIN20071008_133610_000000362062_00196_29308_0968.N1	08-OCT-2007 13:36:10	Bright	35.500	93	53Bet Peg	2.5200	3100.0	71	29308	No
163	GOM_NL__2PRFIN20071008_134450_000000382062_00196_29308_0969.N1	08-OCT-2007 13:44:50	Bright	37.500	68	18Alp Cas	2.2250	4500.0	75	29308	No
164	GOM_NL__2PRFIN20071008_134615_000000362062_00196_29308_0970.N1	08-OCT-2007 13:46:15	Bright	35.500	76	27Gam Cas	2.3000	30000.	71	29308	No
165	GOM_NL__2PRFIN20071008_135326_000000352062_00196_29308_0971.N1	08-OCT-2007 13:53:26	Bright	35.000	49	1Alp UMi	1.9900	6300.0	70	29308	No
166	GOM_NL__2PRFIN20071008_140133_000000512062_00196_29308_0972.N1	08-OCT-2007 14:01:33	Bright	51.000	36	50Alp UMa	1.8000	6300.0	102	29308	No
167	GOM_NL__2PRFIN20071008_140305_000000342062_00196_29308_0973.N1	08-OCT-2007 14:03:05	Bright	34.000	82	48Bet UMa	2.3650	10600.	68	29308	No
168	GOM_NL__2PRFIN20071008_140622_000000522062_00196_29308_0974.N1	08-OCT-2007 14:06:22	Bright	52.000	174	52Psi UMa	3.0040	4400.0	104	29308	No
169	GOM_NL__2PRFIN20071008_141307_000000562062_00196_29308_0975.N1	08-OCT-2007 14:13:07	Bright	56.000	166	17Eps Leo	2.9800	6000.0	112	29308	No
170	GOM_NL__2PRFIN20071008_141615_000000362062_00196_29308_0976.N1	08-OCT-2007 14:16:15	Bright	36.000	22	32Alp Leo	1.3600	15200.	72	29308	No
171	GOM_NL__2PRFIN20071008_142306_000000512062_00196_29308_0977.N1	08-OCT-2007 14:23:06	Twilight	51.000	48	30Alp Hya	1.9770	4100.0	102	29308	No
172	GOM_NL__2PRFIN20071008_143245_000000452062_00196_29308_0978.N1	08-OCT-2007 14:32:45	Dark	45.000	65	Lam Vel	2.2040	4400.0	90	29308	No
173	GOM_NL__2PRFIN20071008_143429_000000442062_00196_29308_0979.N1	08-OCT-2007 14:34:29	Dark	44.000	70	Zet Pup	2.2460	39000.	88	29308	No
174	GOM_NL__2PRFIN20071008_143559_000000382062_00196_29308_0980.N1	08-OCT-2007 14:35:59	Dark	38.000	46	Del Vel	1.9540	10600.	76	29308	No
175	GOM_NL__2PRFIN20071008_143940_000000422062_00197_29309_0977.N1	08-OCT-2007 14:39:40	Dark	41.500	161	Tau Pup	2.9310	4500.0	83	29309	No
176	GOM_NL__2PRFIN20071008_144104_000000582062_00197_29309_0978.N1	08-OCT-2007 14:41:04	Dark	57.500	2	Alp Car	-0.73600	7000.0	115	29309	No
177	GOM_NL__2PRFIN20071008_144944_000000392062_00197_29309_0979.N1	08-OCT-2007 14:49:44	Dark	38.500	143	Alp Hyi	2.8570	7200.0	77	29309	No
178	GOM_NL__2PRFIN20071008_145111_000000502062_00197_29309_0980.N1	08-OCT-2007 14:51:11	Dark	49.500	9	Alp Eri	0.45300	24000.	99	29309	No
179	GOM_NL__2PRFIN20071008_145622_000000432062_00197_29309_0981.N1	08-OCT-2007 14:56:22	Straylight	42.500	84	Alp Phe	2.3970	4500.0	85	29309	No
180	GOM_NL__2PRFIN20071008_150306_000000482062_00197_29309_0982.N1	08-OCT-2007 15:03:06	Straylight	48.000	52	16Bet Cet	2.0370	4500.0	96	29309	No
181	GOM_NL__2PRFIN20071008_151304_000000362062_00197_29309_0983.N1	08-OCT-2007 15:13:04	Bright	36.000	140	88Gam Peg	2.8340	26000.	72	29309	No
182	GOM_NL__2PRFIN20071008_151646_000000372062_00197_29309_0984.N1	08-OCT-2007 15:16:46	Bright	36.500	93	53Bet Peg	2.5200	3100.0	73	29309	No
183	GOM_NL__2PRFIN20071008_152526_000000382062_00197_29309_0985.N1	08-OCT-2007 15:25:26	Bright	38.000	68	18Alp Cas	2.2250	4500.0	76	29309	No
184	GOM_NL__2PRFIN20071008_152651_000000382062_00197_29309_0986.N1	08-OCT-2007 15:26:51	Bright	38.000	76	27Gam Cas	2.3000	30000.	76	29309	No
185	GOM_NL__2PRFIN20071008_153402_000000372062_00197_29309_0987.N1	08-OCT-2007 15:34:02	Bright	37.000	49	1Alp UMi	1.9900	6300.0	74	29309	No
186	GOM_NL__2PRFIN20071008_154209_000000362062_00197_29309_0988.N1	08-OCT-2007 15:42:09	Bright	36.000	36	50Alp UMa	1.8000	6300.0	72	29309	No
187	GOM_NL__2PRFIN20071008_154341_000000332062_00197_29309_0989.N1	08-OCT-2007 15:43:41	Bright	33.000	82	48Bet UMa	2.3650	10600.	66	29309	No
188	GOM_NL__2PRFIN20071008_154658_000000472062_00197_29309_0990.N1	08-OCT-2007 15:46:58	Bright	47.000	174	52Psi UMa	3.0040	4400.0	94	29309	No
189	GOM_NL__2PRFIN20071008_155343_000000562062_00197_29309_0991.N1	08-OCT-2007 15:53:43	Bright	56.000	166	17Eps Leo	2.9800	6000.0	112	29309	No
190	GOM_NL__2PRFIN20071008_155651_000000542062_00197_29309_0992.N1	08-OCT-2007 15:56:51	Bright	54.000	22	32Alp Leo	1.3600	15200.	108	29309	No
191	GOM_NL__2PRFIN20071008_160342_000000522062_00197_29309_0993.N1	08-OCT-2007 16:03:42	Twilight	51.500	48	30Alp Hya	1.9770	4100.0	103	29309	No
192	GOM_NL__2PRFIN20071008_161321_000000442062_00197_29309_0994.N1	08-OCT-2007 16:13:21	Dark	44.000	65	Lam Vel	2.2040	4400.0	88	29309	No
193	GOM_NL__2PRFIN20071008_161506_000000452062_00197_29309_0995.N1	08-OCT-2007 16:15:06	Dark	45.000	70	Zet Pup	2.2460	39000.	90	29309	No
194	GOM_NL__2PRFIN20071008_161635_000000392062_00197_29309_0996.N1	08-OCT-2007 16:16:35	Dark	39.000	46	Del Vel	1.9540	10600.	78	29309	No
195	GOM_NL__2PRFIN20071008_162017_000000422062_00198_29310_0992.N1	08-OCT-2007 16:20:17	Dark	42.000	161	Tau Pup	2.9310	4500.0	84	29310	No
196	GOM_NL__2PRFIN20071008_162141_000000472062_00198_29310_0993.N1	08-OCT-2007 16:21:41	Dark	46.500	2	Alp Car	-0.73600	7000.0	93	29310	No
197	GOM_NL__2PRFIN20071008_163020_000000392062_00198_29310_0994.N1	08-OCT-2007 16:30:20	Dark	38.500	143	Alp Hyi	2.8570	7200.0	77	29310	No
198	GOM_NL__2PRFIN20071008_163147_000000402062_00198_29310_0995.N1	08-OCT-2007 16:31:47	Dark	40.000	9	Alp Eri	0.45300	24000.	80	29310	No
199	GOM_NL__2PRFIN20071008_163658_000000432062_00198_29310_0996.N1	08-OCT-2007 16:36:58	Straylight	43.000	84	Alp Phe	2.3970	4500.0	86	29310	No
200	GOM_NL__2PRFIN20071008_164342_000000462062_00198_29310_0997.N1	08-OCT-2007 16:43:42	Straylight	46.000	52	16Bet Cet	2.0370	4500.0	92	29310	No
201	GOM_NL__2PRFIN20071008_165340_000000372062_00198_29310_0998.N1	08-OCT-2007 16:53:40	Bright	36.500	140	88Gam Peg	2.8340	26000.	73	29310	No
202	GOM_NL__2PRFIN20071008_165723_000000372062_00198_29310_0999.N1	08-OCT-2007 16:57:23	Bright	37.000	93	53Bet Peg	2.5200	3100.0	74	29310	No
203	GOM_NL__2PRFIN20071008_170602_000000412062_00198_29310_1000.N1	08-OCT-2007 17:06:02	Bright	40.500	68	18Alp Cas	2.2250	4500.0	81	29310	No
204	GOM_NL__2PRFIN20071008_170726_000000402062_00198_29310_1001.N1	08-OCT-2007 17:07:26	Bright	39.500	76	27Gam Cas	2.3000	30000.	79	29310	No
205	GOM_NL__2PRFIN20071008_171438_000000372062_00198_29310_1002.N1	08-OCT-2007 17:14:38	Bright	37.000	49	1Alp UMi	1.9900	6300.0	74	29310	No
206	GOM_NL__2PRFIN20071008_172245_000000382062_00198_29310_1003.N1	08-OCT-2007 17:22:45	Bright	37.500	36	50Alp UMa	1.8000	6300.0	75	29310	No
207	GOM_NL__2PRFIN20071008_172417_000000502062_00198_29310_1004.N1	08-OCT-2007 17:24:17	Bright	50.000	82	48Bet UMa	2.3650	10600.	100	29310	No
208	GOM_NL__2PRFIN20071008_172734_000000342062_00198_29310_1005.N1	08-OCT-2007 17:27:34	Bright	34.000	174	52Psi UMa	3.0040	4400.0	68	29310	No
209	GOM_NL__2PRFIN20071008_173419_000000492062_00198_29310_1006.N1	08-OCT-2007 17:34:19	Bright	48.500	166	17Eps Leo	2.9800	6000.0	97	29310	No
210	GOM_NL__2PRFIN20071008_173728_000000452062_00198_29310_1007.N1	08-OCT-2007 17:37:28	Bright	45.000	22	32Alp Leo	1.3600	15200.	90	29310	No
211	GOM_NL__2PRFIN20071008_174419_000000502062_00198_29310_1008.N1	08-OCT-2007 17:44:19	Twilight	49.500	48	30Alp Hya	1.9770	4100.0	99	29310	No
212	GOM_NL__2PRFIN20071008_175357_000000412062_00198_29310_1009.N1	08-OCT-2007 17:53:57	Dark	40.500	65	Lam Vel	2.2040	4400.0	81	29310	No
213	GOM_NL__2PRFIN20071008_175543_000000432062_00198_29310_1010.N1	08-OCT-2007 17:55:43	Dark	43.000	70	Zet Pup	2.2460	39000.	86	29310	No
214	GOM_NL__2PRFIN20071008_175711_000000402062_00198_29310_1011.N1	08-OCT-2007 17:57:11	Dark	40.000	46	Del Vel	1.9540	10600.	80	29310	No
215	GOM_NL__2PRFIN20071008_180054_000000442062_00199_29311_1008.N1	08-OCT-2007 18:00:54	Dark	43.500	161	Tau Pup	2.9310	4500.0	87	29311	No
216	GOM_NL__2PRFIN20071008_180218_000000472062_00199_29311_1009.N1	08-OCT-2007 18:02:18	Dark	46.500	2	Alp Car	-0.73600	7000.0	93	29311	No
217	GOM_NL__2PRFIN20071008_181056_000000382062_00199_29311_1010.N1	08-OCT-2007 18:10:56	Dark	37.500	143	Alp Hyi	2.8570	7200.0	75	29311	No
218	GOM_NL__2PRFIN20071008_181224_000000392062_00199_29311_1011.N1	08-OCT-2007 18:12:24	Dark	39.000	9	Alp Eri	0.45300	24000.	78	29311	No
219	GOM_NL__2PRFIN20071008_181735_000000412062_00199_29311_1012.N1	08-OCT-2007 18:17:35	Straylight	41.000	84	Alp Phe	2.3970	4500.0	82	29311	No

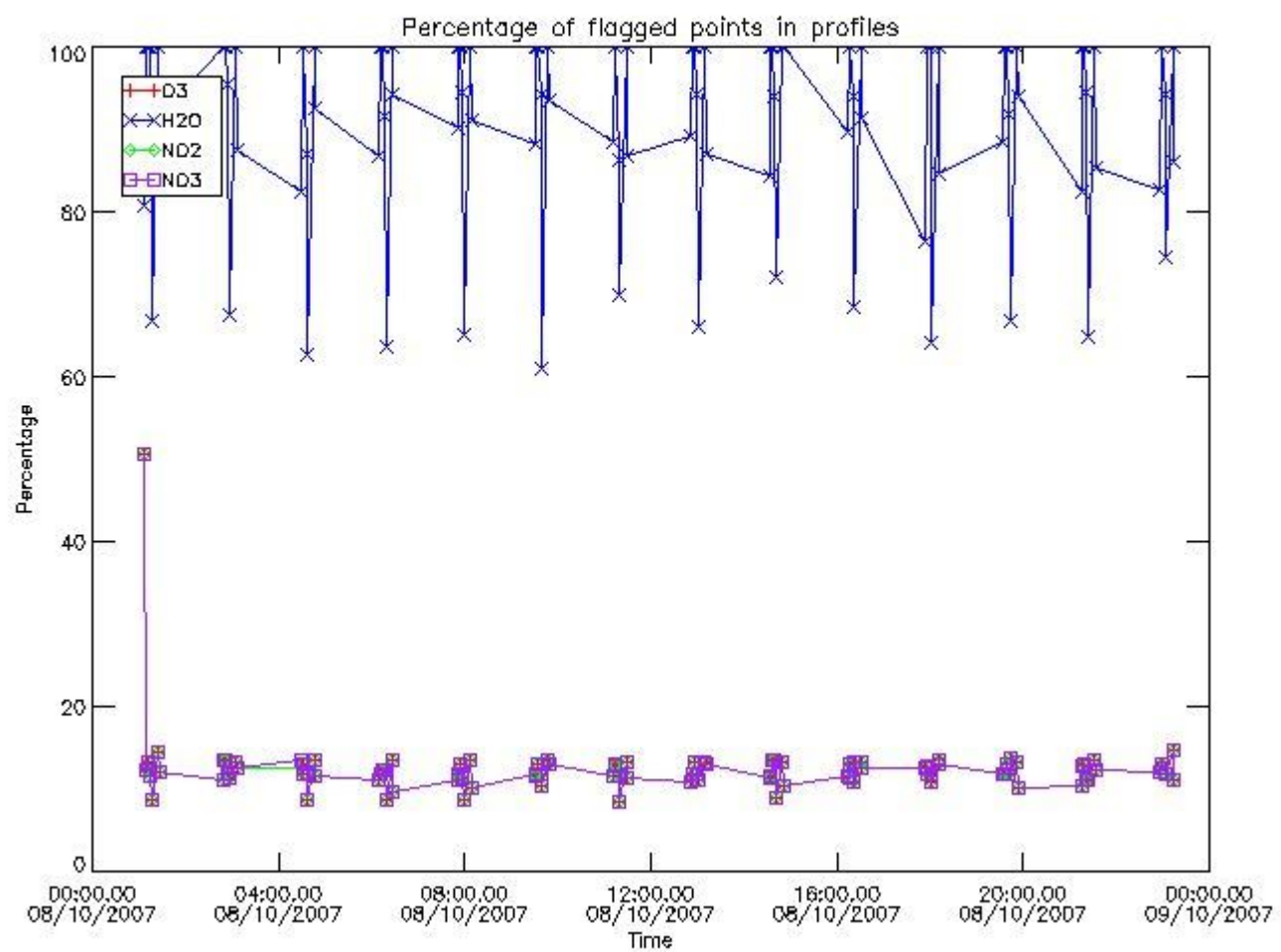
220	GOM_NL__2PRFIN20071008_182418_000000472062_00199_29311_1013.N1	08-OCT-2007 18:24:18	Straylight	47.000	52	16Bet Cet	2.0370	4500.0	94	29311	No
221	GOM_NL__2PRFIN20071008_183416_000000372062_00199_29311_1014.N1	08-OCT-2007 18:34:16	Bright	37.000	140	88Gam Peg	2.8340	26000.	74	29311	No
222	GOM_NL__2PRFIN20071008_183759_000000382062_00199_29311_1015.N1	08-OCT-2007 18:37:59	Bright	37.500	93	53Bet Peg	2.5200	3100.0	75	29311	No
223	GOM_NL__2PRFIN20071008_184638_000000392062_00199_29311_1016.N1	08-OCT-2007 18:46:38	Bright	38.500	68	18Alp Cas	2.2250	4500.0	77	29311	No
224	GOM_NL__2PRFIN20071008_184802_000000402062_00199_29311_1017.N1	08-OCT-2007 18:48:02	Bright	39.500	76	27Gam Cas	2.3000	30000.	79	29311	No
225	GOM_NL__2PRFIN20071008_185513_000000372062_00199_29311_1018.N1	08-OCT-2007 18:55:13	Bright	36.500	49	1Alp UMi	1.9900	6300.0	73	29311	No
226	GOM_NL__2PRFIN20071008_190321_000000382062_00199_29311_1019.N1	08-OCT-2007 19:03:21	Bright	37.500	36	50Alp UMa	1.8000	6300.0	75	29311	No
227	GOM_NL__2PRFIN20071008_190453_000000522062_00199_29311_1020.N1	08-OCT-2007 19:04:53	Bright	52.000	82	48Bet UMa	2.3650	10600.	104	29311	No
228	GOM_NL__2PRFIN20071008_190811_000000432062_00199_29311_1021.N1	08-OCT-2007 19:08:11	Bright	42.500	174	52Psi UMa	3.0040	4400.0	85	29311	No
229	GOM_NL__2PRFIN20071008_191456_000000402062_00199_29311_1022.N1	08-OCT-2007 19:14:56	Bright	40.000	166	17Eps Leo	2.9800	6000.0	80	29311	No
230	GOM_NL__2PRFIN20071008_191804_000000542062_00199_29311_1023.N1	08-OCT-2007 19:18:04	Bright	54.000	22	32Alp Leo	1.3600	15200.	108	29311	No
231	GOM_NL__2PRFIN20071008_192455_000000452062_00199_29311_1024.N1	08-OCT-2007 19:24:55	Twilight	45.000	48	30Alp Hya	1.9770	4100.0	90	29311	No
232	GOM_NL__2PRFIN20071008_193434_000000442062_00199_29311_1025.N1	08-OCT-2007 19:34:34	Dark	43.500	65	Lam Vel	2.2040	4400.0	87	29311	No
233	GOM_NL__2PRFIN20071008_193620_000000432062_00199_29311_1026.N1	08-OCT-2007 19:36:20	Dark	43.000	70	Zet Pup	2.2460	39000.	86	29311	No
234	GOM_NL__2PRFIN20071008_193748_000000402062_00199_29311_1027.N1	08-OCT-2007 19:37:48	Dark	39.500	46	Del Vel	1.9540	10600.	79	29311	No
235	GOM_NL__2PRFIN20071008_194131_000000442062_00200_29312_1021.N1	08-OCT-2007 19:41:31	Dark	43.500	161	Tau Pup	2.9310	4500.0	87	29312	No
236	GOM_NL__2PRFIN20071008_194254_000000522062_00200_29312_1022.N1	08-OCT-2007 19:42:54	Dark	51.500	2	Alp Car	-0.73600	7000.0	103	29312	No
237	GOM_NL__2PRFIN20071008_195132_000000392062_00200_29312_1023.N1	08-OCT-2007 19:51:32	Dark	38.500	143	Alp Hyi	2.8570	7200.0	77	29312	No
238	GOM_NL__2PRFIN20071008_195300_000000512062_00200_29312_1024.N1	08-OCT-2007 19:53:00	Dark	50.500	9	Alp Eri	0.45300	24000.	101	29312	No
239	GOM_NL__2PRFIN20071008_195811_000000432062_00200_29312_1025.N1	08-OCT-2007 19:58:11	Straylight	43.000	84	Alp Phe	2.3970	4500.0	86	29312	No
240	GOM_NL__2PRFIN20071008_200454_000000432062_00200_29312_1026.N1	08-OCT-2007 20:04:54	Straylight	43.000	52	16Bet Cet	2.0370	4500.0	86	29312	No
241	GOM_NL__2PRFIN20071008_201452_000000382062_00200_29312_1027.N1	08-OCT-2007 20:14:52	Bright	37.500	140	88Gam Peg	2.8340	26000.	75	29312	No
242	GOM_NL__2PRFIN20071008_201835_000000362062_00200_29312_1028.N1	08-OCT-2007 20:18:35	Bright	36.000	93	53Bet Peg	2.5200	3100.0	72	29312	No
243	GOM_NL__2PRFIN20071008_202713_000000382062_00200_29312_1029.N1	08-OCT-2007 20:27:13	Bright	37.500	68	18Alp Cas	2.2250	4500.0	75	29312	No
244	GOM_NL__2PRFIN20071008_202838_000000402062_00200_29312_1030.N1	08-OCT-2007 20:28:38	Bright	39.500	76	27Gam Cas	2.3000	30000.	79	29312	No
245	GOM_NL__2PRFIN20071008_203549_000000382062_00200_29312_1031.N1	08-OCT-2007 20:35:49	Bright	37.500	49	1Alp UMi	1.9900	6300.0	75	29312	No
246	GOM_NL__2PRFIN20071008_204357_000000342062_00200_29312_1032.N1	08-OCT-2007 20:43:57	Bright	34.000	36	50Alp UMa	1.8000	6300.0	68	29312	No
247	GOM_NL__2PRFIN20071008_204529_000000342062_00200_29312_1033.N1	08-OCT-2007 20:45:29	Bright	34.000	82	48Bet UMa	2.3650	10600.	68	29312	No
248	GOM_NL__2PRFIN20071008_204847_000000522062_00200_29312_1034.N1	08-OCT-2007 20:48:47	Bright	52.000	174	52Psi UMa	3.0040	4400.0	104	29312	No
249	GOM_NL__2PRFIN20071008_205532_000000372062_00200_29312_1035.N1	08-OCT-2007 20:55:32	Bright	36.500	166	17Eps Leo	2.9800	6000.0	73	29312	No
250	GOM_NL__2PRFIN20071008_205840_000000392062_00200_29312_1036.N1	08-OCT-2007 20:58:40	Bright	38.500	22	32Alp Leo	1.3600	15200.	77	29312	No
251	GOM_NL__2PRFIN20071008_210532_000000472062_00200_29312_1037.N1	08-OCT-2007 21:05:32	Twilight	47.000	48	30Alp Hya	1.9770	4100.0	94	29312	No
252	GOM_NL__2PRFIN20071008_211510_000000492062_00200_29312_1038.N1	08-OCT-2007 21:15:10	Dark	49.000	65	Lam Vel	2.2040	4400.0	98	29312	No
253	GOM_NL__2PRFIN20071008_211656_000000442062_00200_29312_1039.N1	08-OCT-2007 21:16:56	Dark	43.500	70	Zet Pup	2.2460	39000.	87	29312	No
254	GOM_NL__2PRFIN20071008_211824_000000402062_00200_29312_1040.N1	08-OCT-2007 21:18:24	Dark	39.500	46	Del Vel	1.9540	10600.	79	29312	No
255	GOM_NL__2PRFIN20071008_212207_000000462062_00201_29313_1041.N1	08-OCT-2007 21:22:07	Dark	45.500	161	Tau Pup	2.9310	4500.0	91	29313	No
256	GOM_NL__2PRFIN20071008_212331_000000462062_00201_29313_1042.N1	08-OCT-2007 21:23:31	Dark	46.000	2	Alp Car	-0.73600	7000.0	92	29313	No
257	GOM_NL__2PRFIN20071008_213209_000000382062_00201_29313_1043.N1	08-OCT-2007 21:32:09	Dark	37.500	143	Alp Hyi	2.8570	7200.0	75	29313	No
258	GOM_NL__2PRFIN20071008_213336_000000422062_00201_29313_1044.N1	08-OCT-2007 21:33:36	Dark	41.500	9	Alp Eri	0.45300	24000.	83	29313	No
259	GOM_NL__2PRFIN20071008_213847_000000452062_00201_29313_1045.N1	08-OCT-2007 21:38:47	Straylight	44.500	84	Alp Phe	2.3970	4500.0	89	29313	No
260	GOM_NL__2PRFIN20071008_214530_000000472062_00201_29313_1046.N1	08-OCT-2007 21:45:30	Straylight	47.000	52	16Bet Cet	2.0370	4500.0	94	29313	No
261	GOM_NL__2PRFIN20071008_215528_000000362062_00201_29313_1047.N1	08-OCT-2007 21:55:28	Bright	36.000	140	88Gam Peg	2.8340	26000.	72	29313	No
262	GOM_NL__2PRFIN20071008_215911_000000382062_00201_29313_1048.N1	08-OCT-2007 21:59:11	Bright	37.500	93	53Bet Peg	2.5200	3100.0	75	29313	No
263	GOM_NL__2PRFIN20071008_220749_000000402062_00201_29313_1049.N1	08-OCT-2007 22:07:49	Bright	40.000	68	18Alp Cas	2.2250	4500.0	80	29313	No
264	GOM_NL__2PRFIN20071008_220913_000000402062_00201_29313_1050.N1	08-OCT-2007 22:09:13	Bright	39.500	76	27Gam Cas	2.3000	30000.	79	29313	No
265	GOM_NL__2PRFIN20071008_221625_000000362062_00201_29313_1051.N1	08-OCT-2007 22:16:25	Bright	36.000	49	1Alp UMi	1.9900	6300.0	72	29313	No
266	GOM_NL__2PRFIN20071008_222433_000000342062_00201_29313_1052.N1	08-OCT-2007 22:24:33	Bright	34.000	36	50Alp UMa	1.8000	6300.0	68	29313	No
267	GOM_NL__2PRFIN20071008_222605_000000342062_00201_29313_1053.N1	08-OCT-2007 22:26:05	Bright	33.500	82	48Bet UMa	2.3650	10600.	67	29313	No
268	GOM_NL__2PRFIN20071008_222923_000000522062_00201_29313_1054.N1	08-OCT-2007 22:29:23	Bright	52.000	174	52Psi UMa	3.0040	4400.0	104	29313	No
269	GOM_NL__2PRFIN20071008_223608_000000392062_00201_29313_1055.N1	08-OCT-2007 22:36:08	Bright	38.500	166	17Eps Leo	2.9800	6000.0	77	29313	No
270	GOM_NL__2PRFIN20071008_223916_000000362062_00201_29313_1056.N1	08-OCT-2007 22:39:16	Bright	35.500	22	32Alp Leo	1.3600	15200.	71	29313	No
271	GOM_NL__2PRFIN20071008_224608_000000472062_00201_29313_1057.N1	08-OCT-2007 22:46:08	Twilight	47.000	48	30Alp Hya	1.9770	4100.0	94	29313	No
272	GOM_NL__2PRFIN20071008_225547_000000472062_00201_29313_1058.N1	08-OCT-2007 22:55:47	Dark	46.500	65	Lam Vel	2.2040	4400.0	93	29313	No
273	GOM_NL__2PRFIN20071008_225733_000000452062_00201_29313_1059.N1	08-OCT-2007 22:57:33	Dark	44.500	70	Zet Pup	2.2460	39000.	89	29313	No
274	GOM_NL__2PRFIN20071008_225900_000000392062_00201_29313_1060.N1	08-OCT-2007 22:59:00	Dark	39.000	46	Del Vel	1.9540	10600.	78	29313	No
275	GOM_NL__2PRFIN20071008_230244_000000442062_00202_29314_1053.N1	08-OCT-2007 23:02:44	Dark	43.500	161	Tau Pup	2.9310	4500.0	87	29314	No
276	GOM_NL__2PRFIN20071008_230408_000000442062_00202_29314_1054.N1	08-OCT-2007 23:04:08	Dark	43.500	2	Alp Car	-0.73600	7000.0	87	29314	No
277	GOM_NL__2PRFIN20071008_231245_000000382062_00202_29314_1055.N1	08-OCT-2007 23:12:45	Dark	38.000	143	Alp Hyi	2.8570	7200.0	76	29314	No
278	GOM_NL__2PRFIN20071008_231412_000000512062_00202_29314_1056.N1	08-OCT-2007 23:14:12	Dark	50.500	9	Alp Eri	0.45300	24000.	101	29314	No

279	GOM_NL__2PRFIN20071008_231923_000000402062_00202_29314_1057.N1	08-OCT-2007 23:19:23	Straylight	39.500	84	Alp Phe	2.3970	4500.0	79	29314	No
280	GOM_NL__2PRFIN20071008_232606_000000422062_00202_29314_1058.N1	08-OCT-2007 23:26:06	Straylight	42.000	52	16Bet Cet	2.0370	4500.0	84	29314	No
281	GOM_NL__2PRFIN20071008_233604_000000372062_00202_29314_1059.N1	08-OCT-2007 23:36:04	Bright	36.500	140	88Gam Peg	2.8340	26000.	73	29314	No
282	GOM_NL__2PRFIN20071008_233947_000000372062_00202_29314_1060.N1	08-OCT-2007 23:39:47	Bright	36.500	93	53Bet Peg	2.5200	3100.0	73	29314	No
283	GOM_NL__2PRFIN20071008_234824_000000392062_00202_29314_1061.N1	08-OCT-2007 23:48:24	Bright	38.500	68	18Alp Cas	2.2250	4500.0	77	29314	No
284	GOM_NL__2PRFIN20071008_234949_000000392062_00202_29314_1062.N1	08-OCT-2007 23:49:49	Bright	39.000	76	27Gam Cas	2.3000	30000.	78	29314	No
285	GOM_NL__2PRFIN20071008_235701_000000332062_00202_29314_1063.N1	08-OCT-2007 23:57:01	Bright	32.500	49	1Alp UMi	1.9900	6300.0	65	29314	No

3. Quality information per product

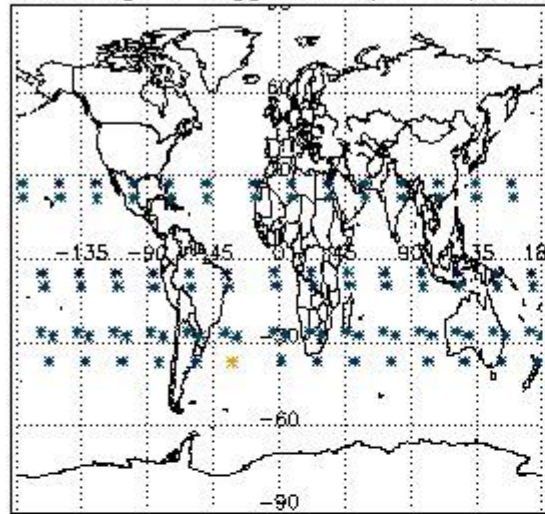
In this section it is plotted some information contained in the Quality Summary data set of the level 2 products. Only products in dark limb conditions and without errors (error flag in the MPH set to "0") are used.

3.1 Plot quality information per product (time dependant)


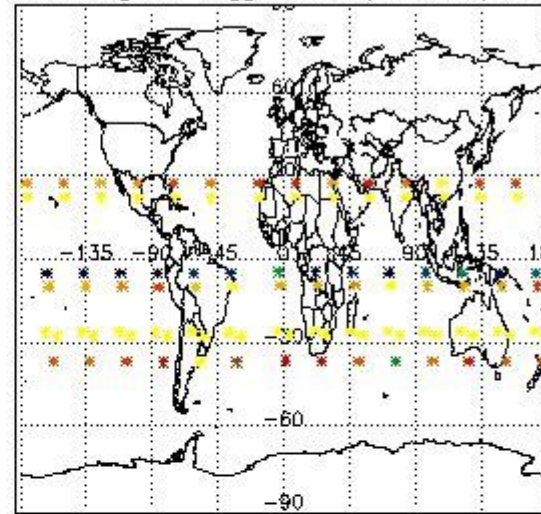


3.2 Plot quality information per product (world map)

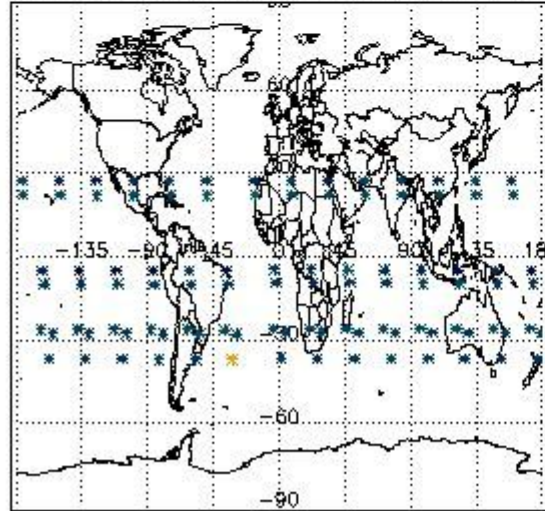
Percentage of flagged data per O3 profile




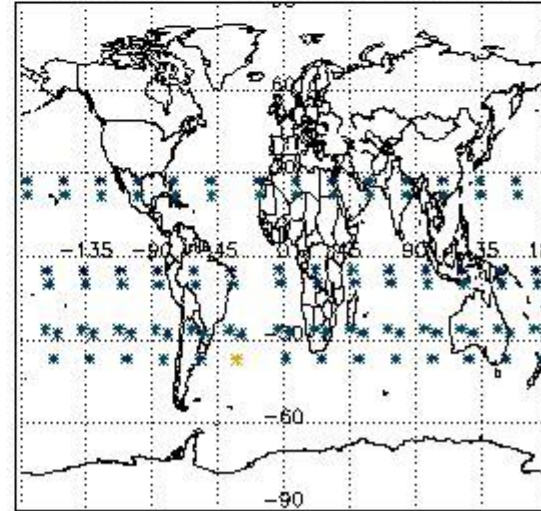
Percentage of flagged data per H2O profile



Percentage of flagged data per NO2 profile



Percentage of flagged data per NO3 profile

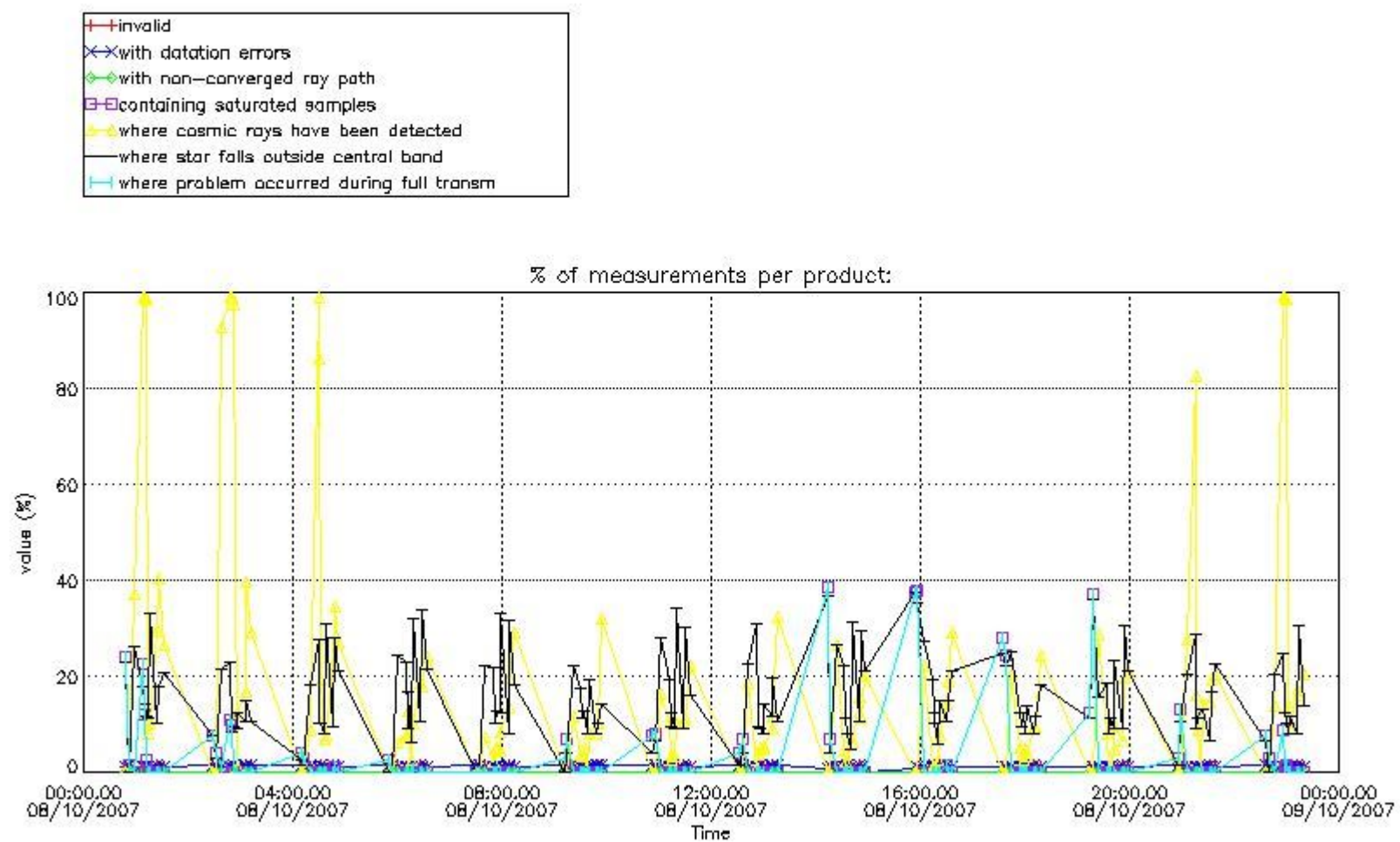


4. Level 1 quality information per product

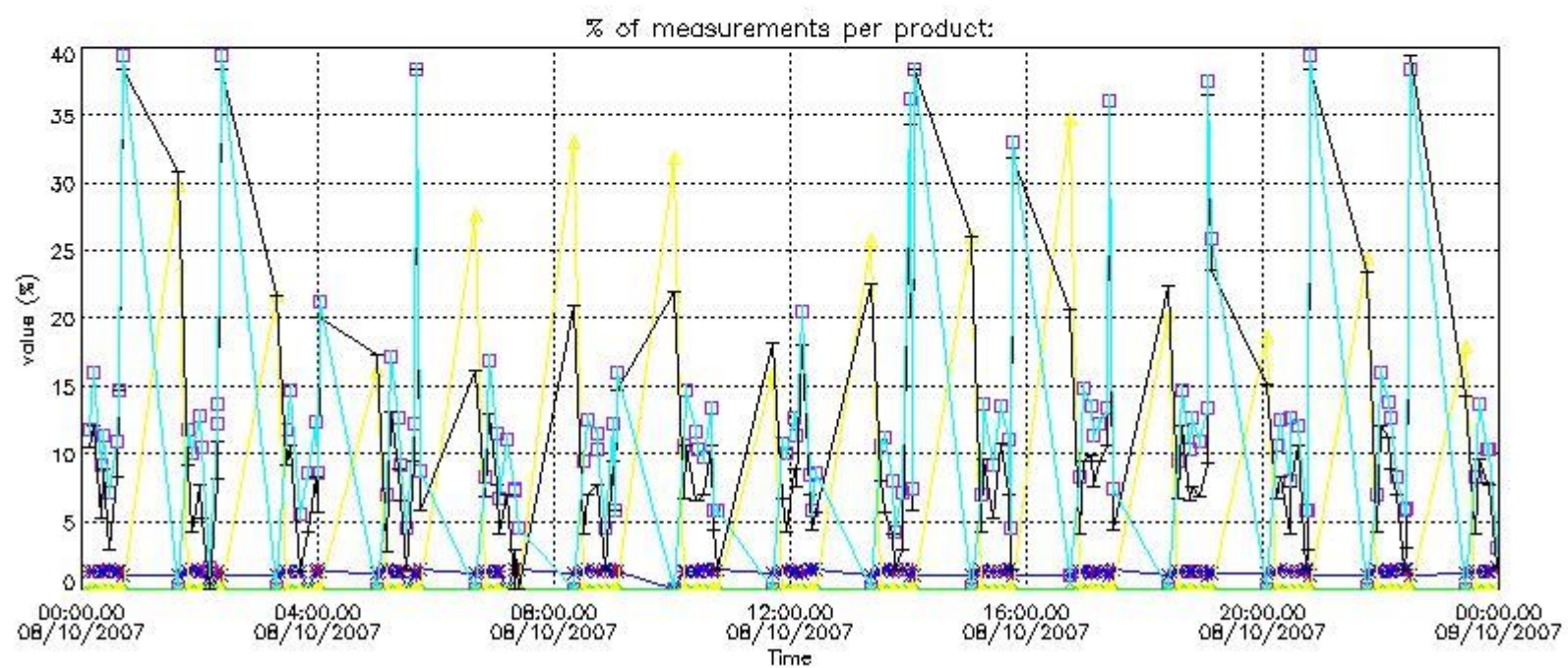
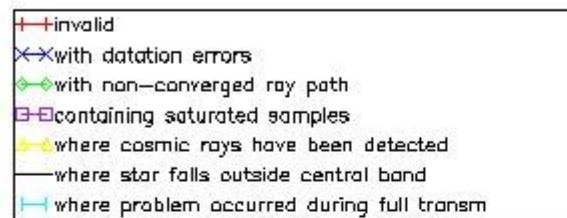
In this section it is plotted some information contained in the Quality Summary data set of the level 2 products that comes from the level 1b processing. Products without errors (error flag in the MPH set to "0") are used.

4.1 Plot quality information per product (time dependant) coming from level 1b processing

4.1.1 Plot level 1 quality information per product (time dependant): ENVISAT ASCENDING passes



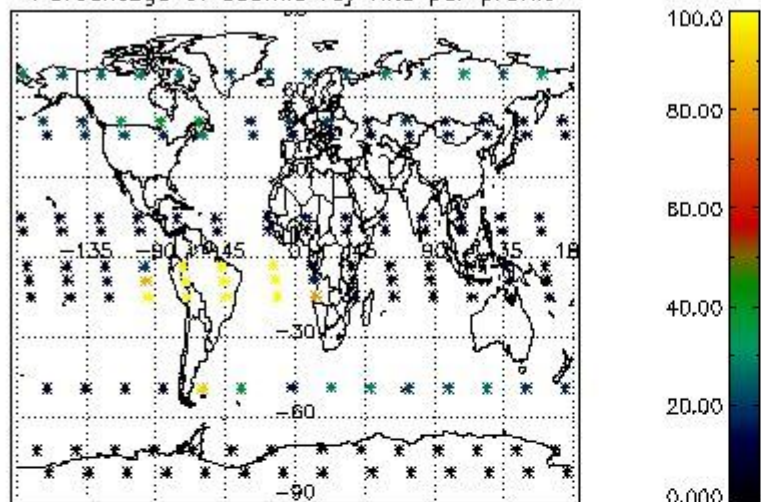
4.1.2 Plot level 1 quality information per product (time dependant): ENVI SAT DESCENDING passes



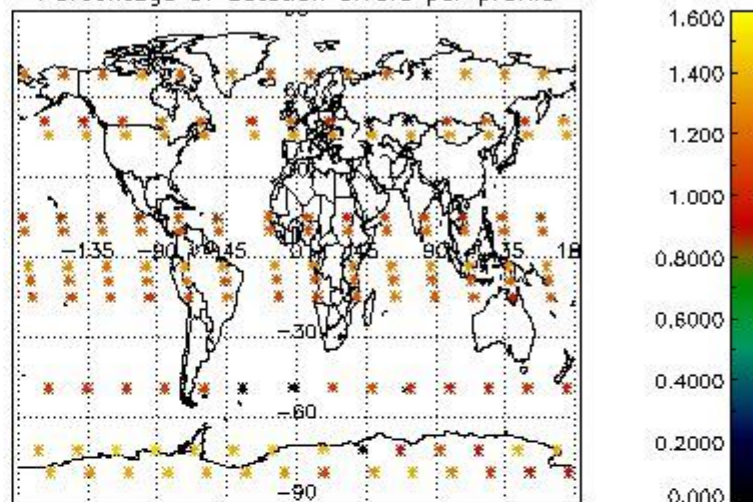
4.2 Plot quality information per product coming from level 1b processing (world map)

4.2.1 Plot level 1 quality information per product (world map): ENVISAT ASCENDING passes

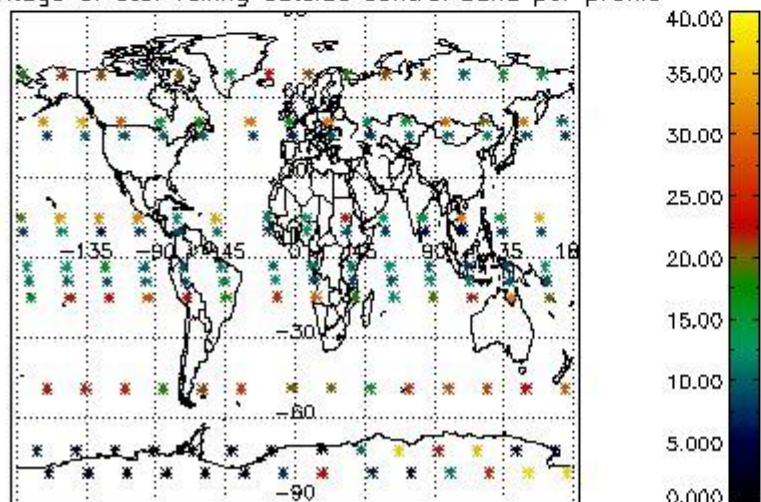
Percentage of cosmic ray hits per profile



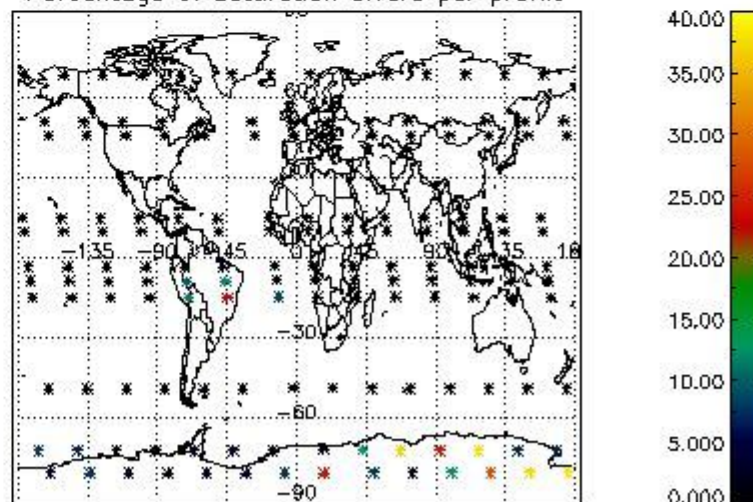
Percentage of datation errors per profile



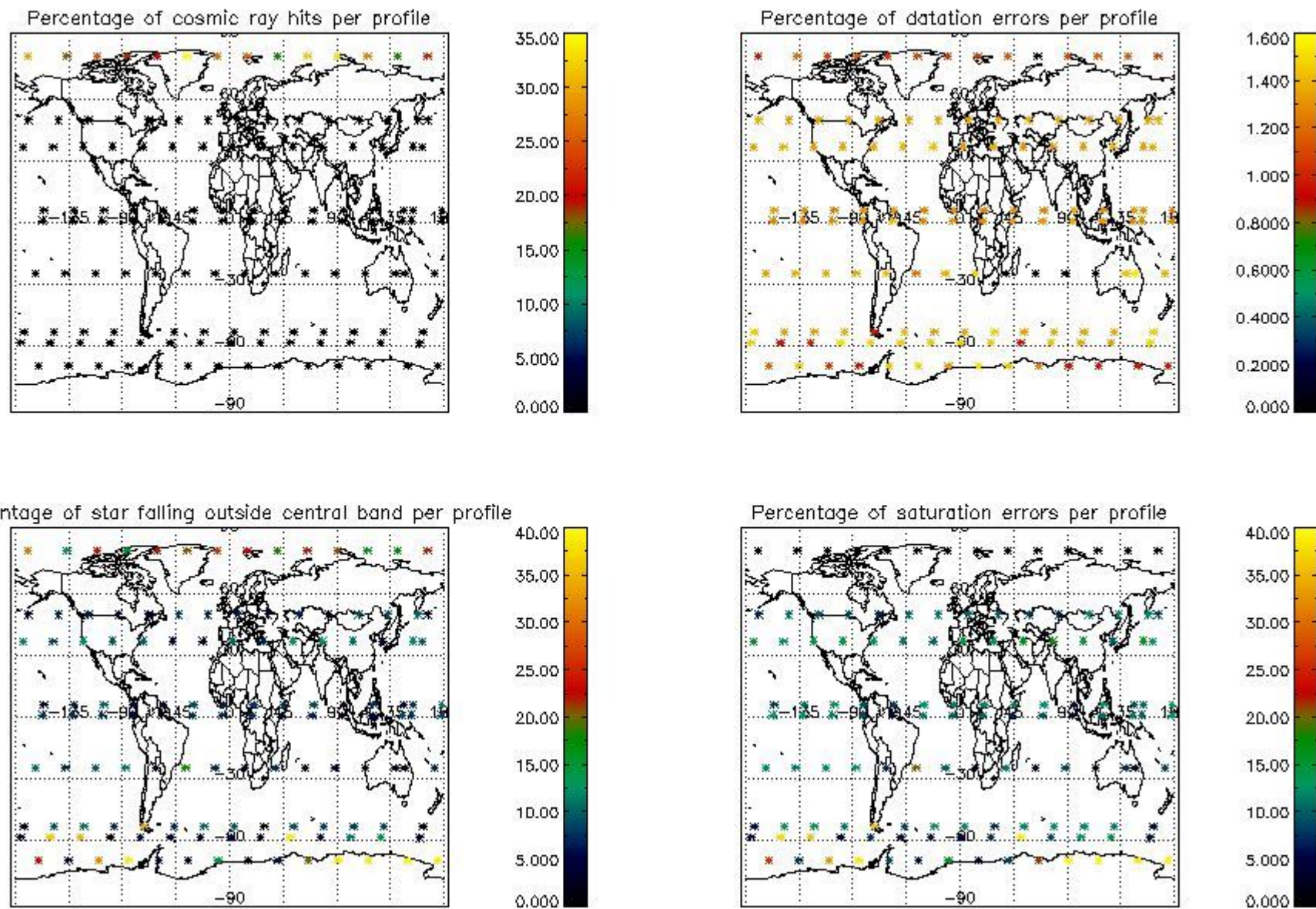
Percentage of star falling outside central band per profile



Percentage of saturation errors per profile



4.2.2 Plot level 1 quality information per product (world map): ENVISAT DESCENDING passes



5. Trace gas profiles

5.1 Ozone statistics based on quality of products

The final quality of the products can be "measured" using the STD (Standard Deviation) attached to every point profile. This information is written to the parameter GOM_NL__2P/NL_LOCAL_SPECIES_DENSITY/o3_std of the level 2 products. The table below shows the statistics for given STD ranges.

The statistics are given with respect to the overall valid production:

- Products without fatal errors: GOM_NL__2P/MPH/PRODUCT_ERR=0
- Valid point profile: GOM_NL__2P/NL_LOCAL_SPECIES_DENSITY/pcd(0)=0

The 'Criteria' is applied to valid points of dark limb products:

- Products in dark limb illumination condition: GOM_NL__2P/NL_SUMMARY_QUALITY/obs_ill_cond=0
- Products without fatal errors: GOM_NL__2P/MPH/PRODUCT_ERR=0
- Valid point profile: GOM_NL__2P/NL_LOCAL_SPECIES_DENSITY/pcd(0)=0

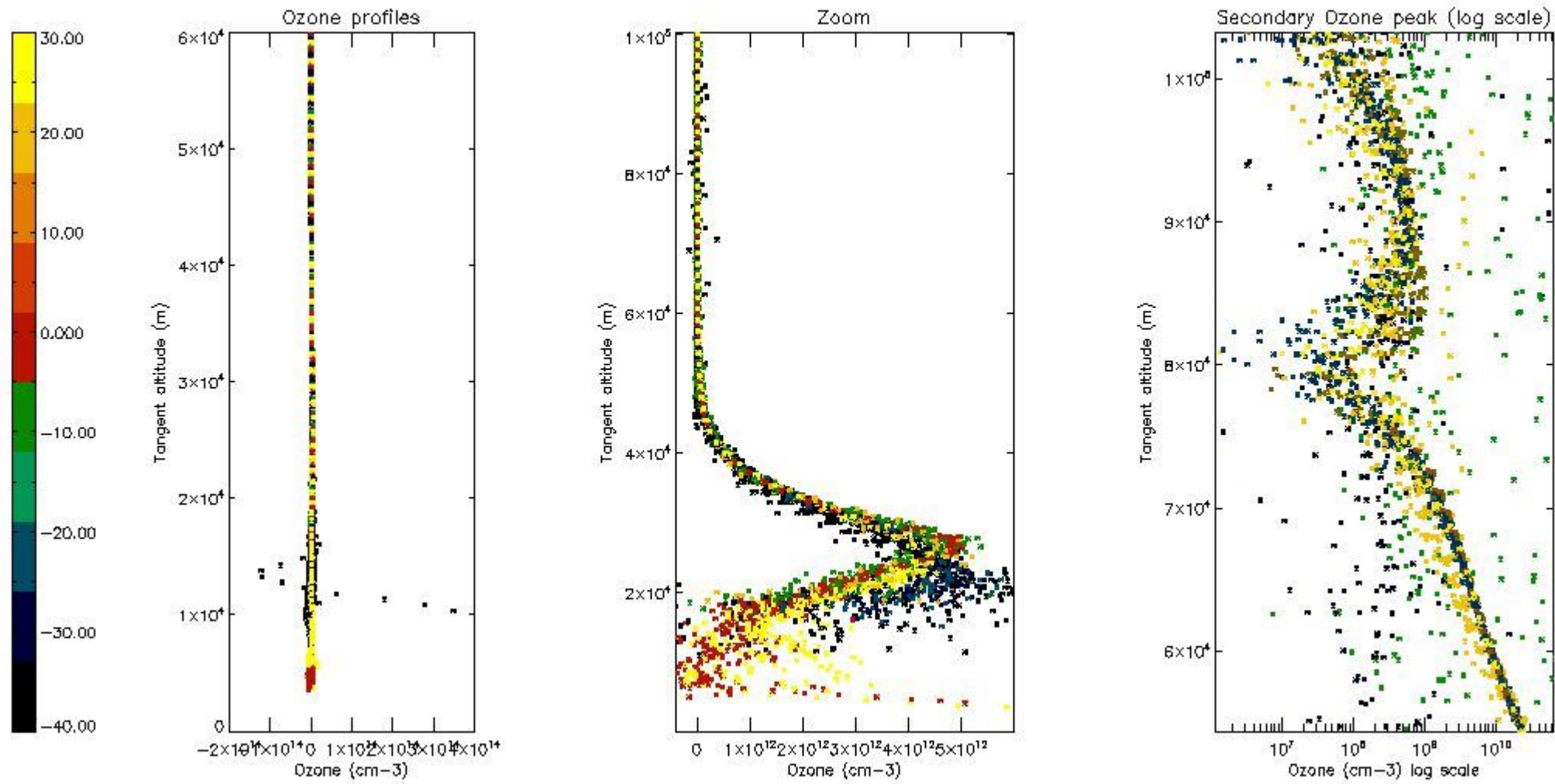
So, the table below shows the percentage of dark limb and valid observations for each criteria with respect to the overall valid daily observations.

Criteria	% of total production
All STD	37
STD < 20	20

STD < 10	15
STD < 5	11

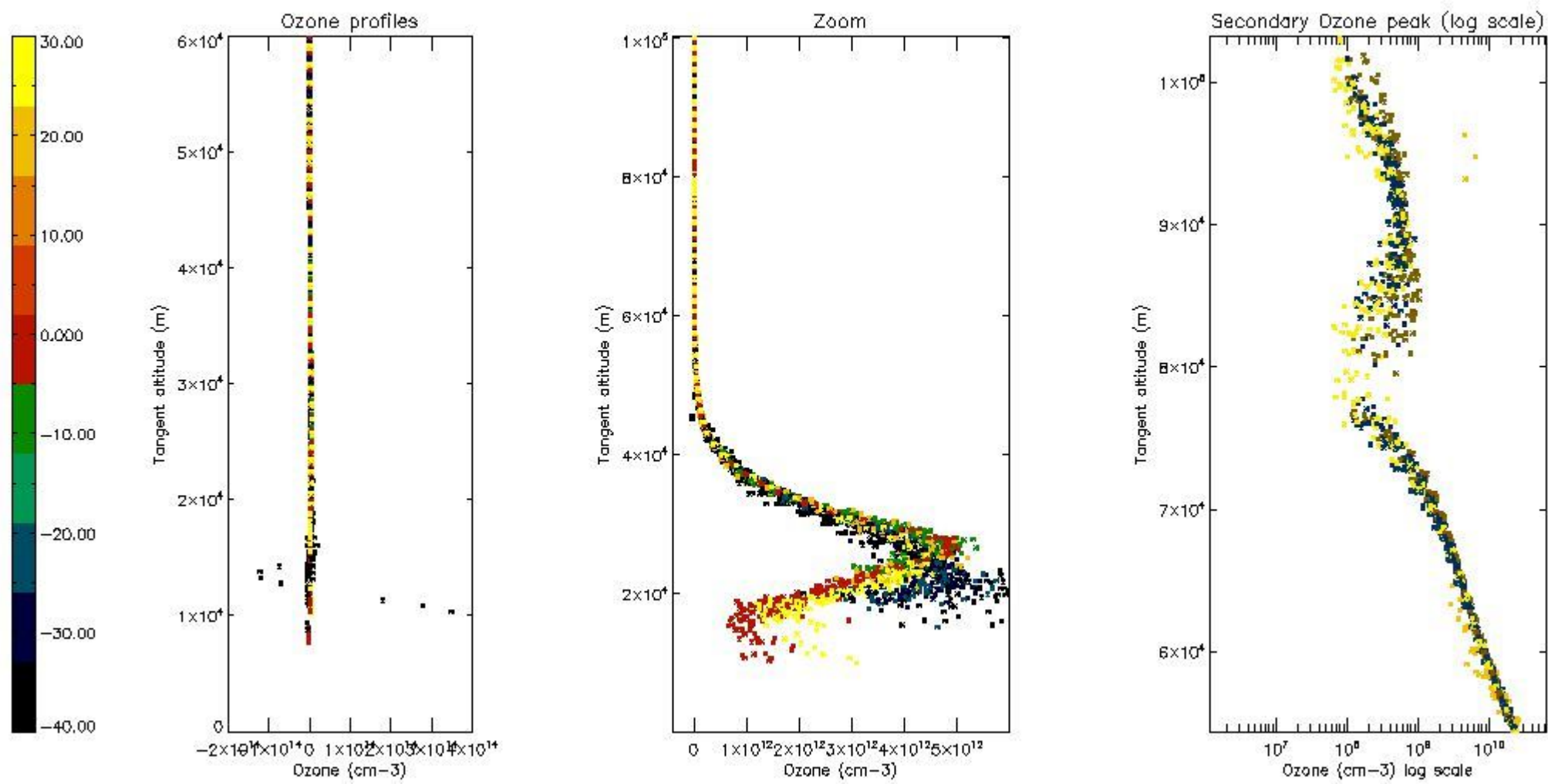
5.2 Plot ozone profiles for all STD (dark without errors)

The colorbar represents the latitude.



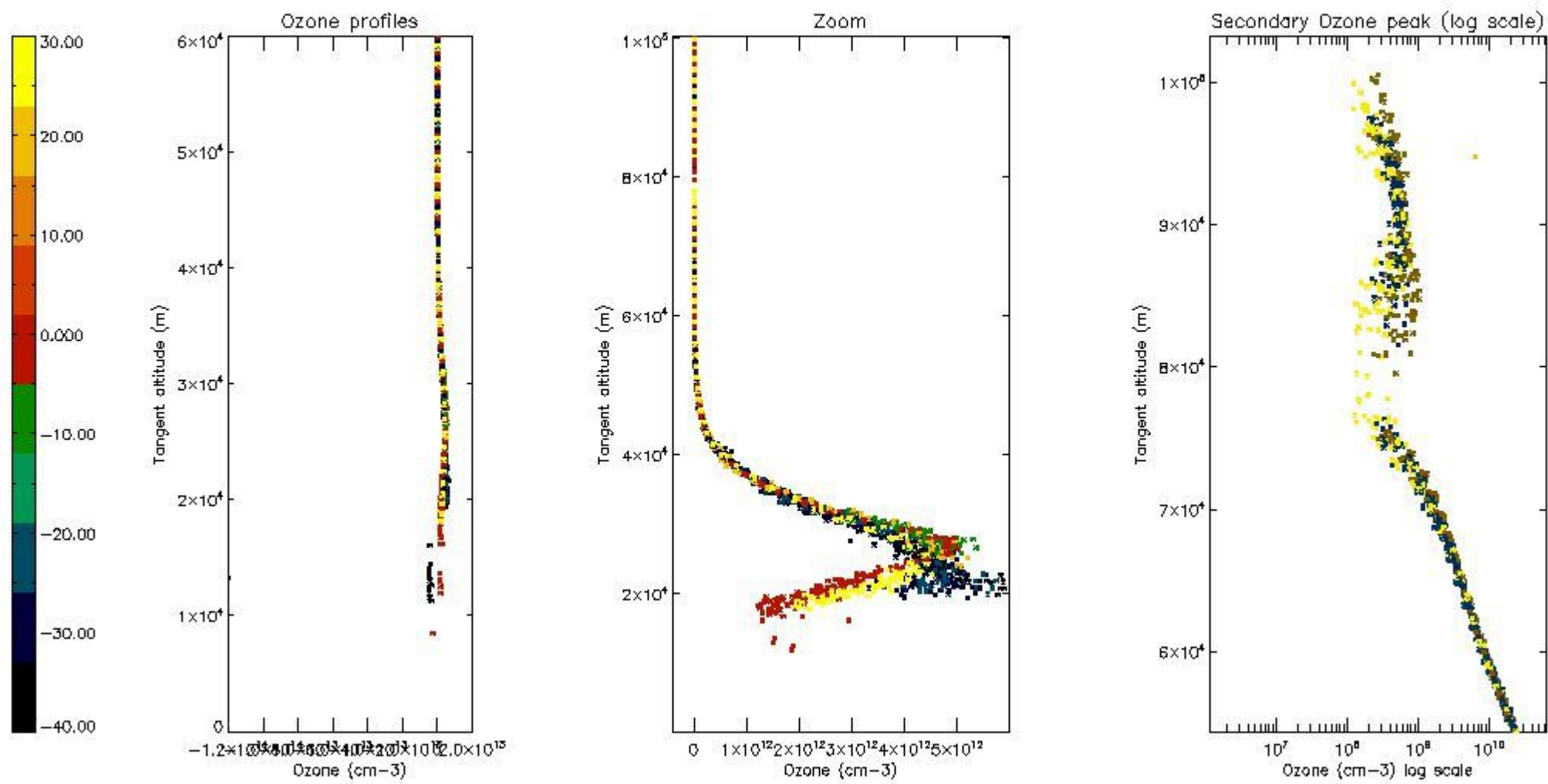
5.3 Plot ozone profiles where STD < 20% (dark without errors)

The colorbar represents the latitude.



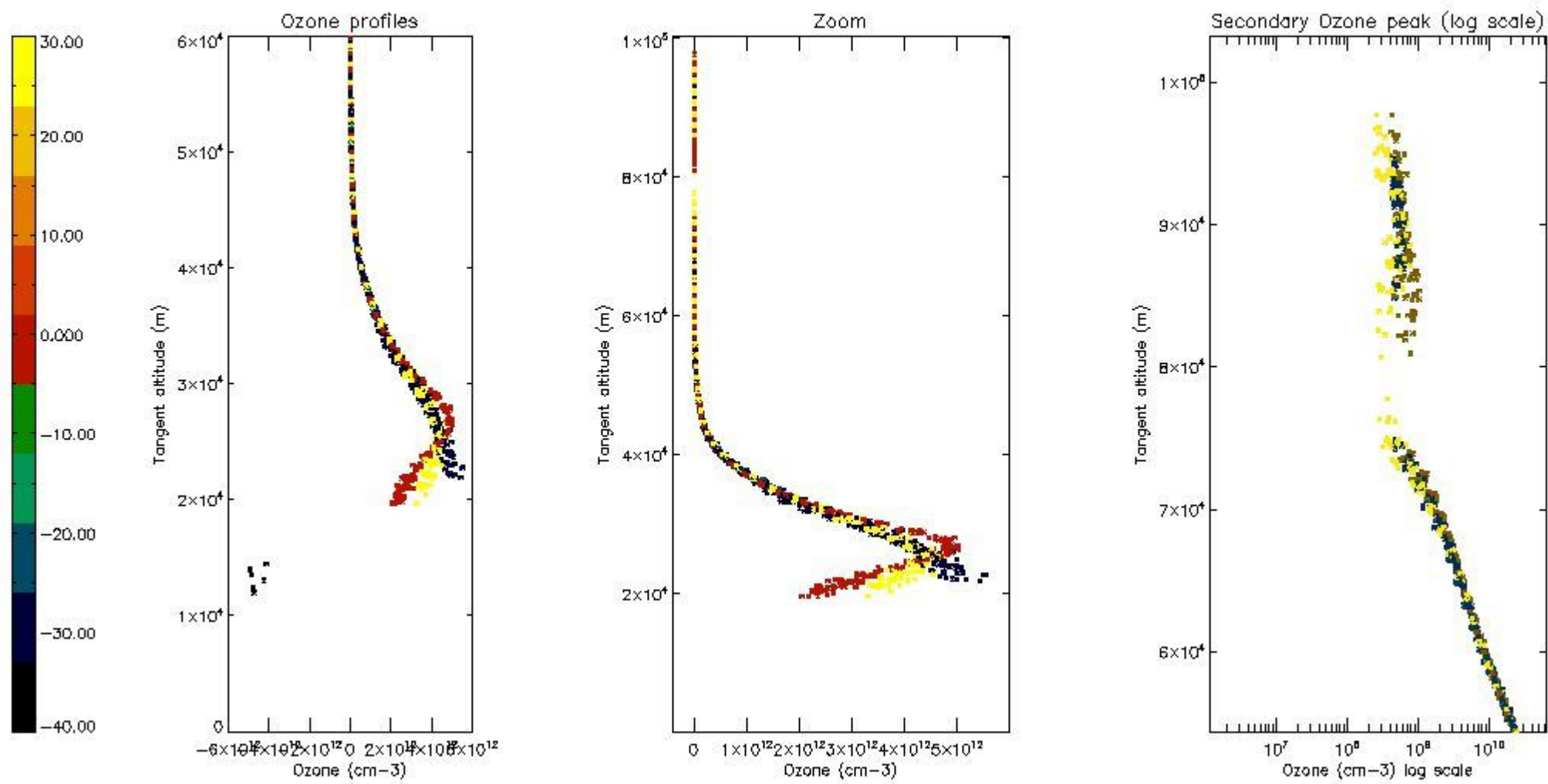
5.4 Plot ozone profiles where STD < 10% (dark without errors)

The colorbar represents the latitude.



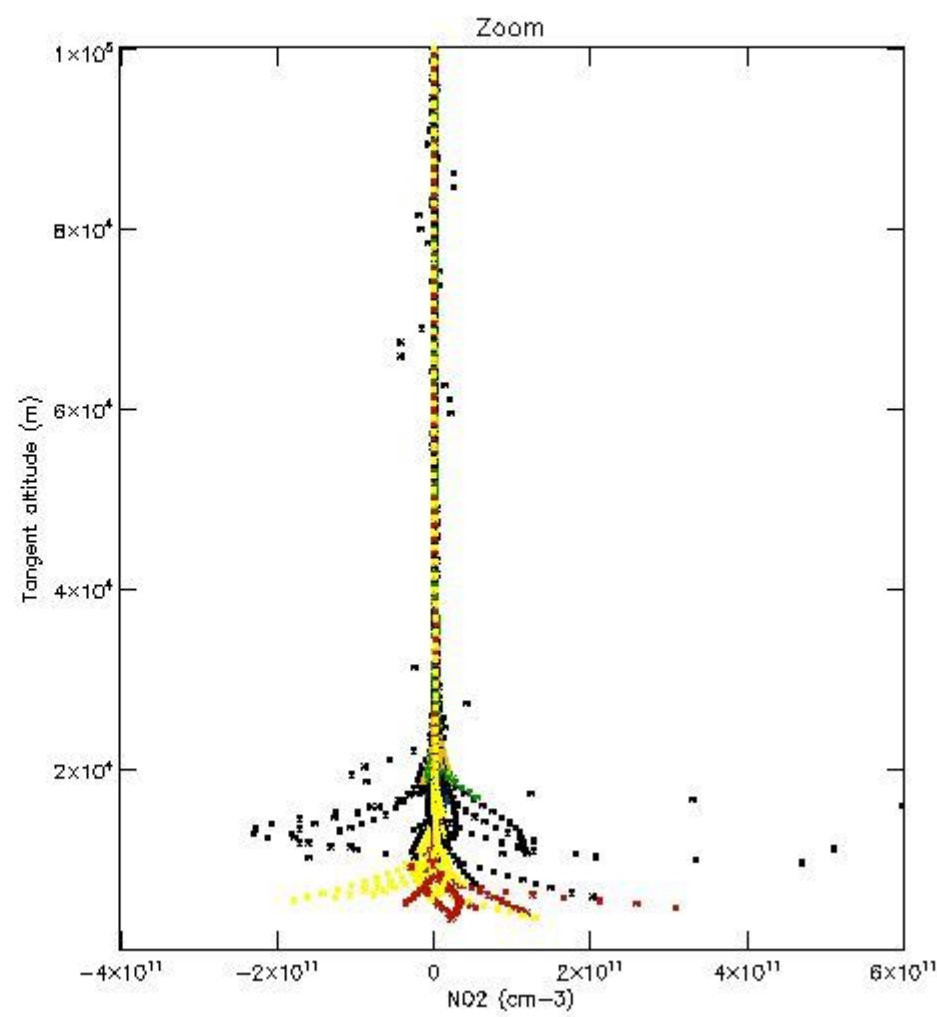
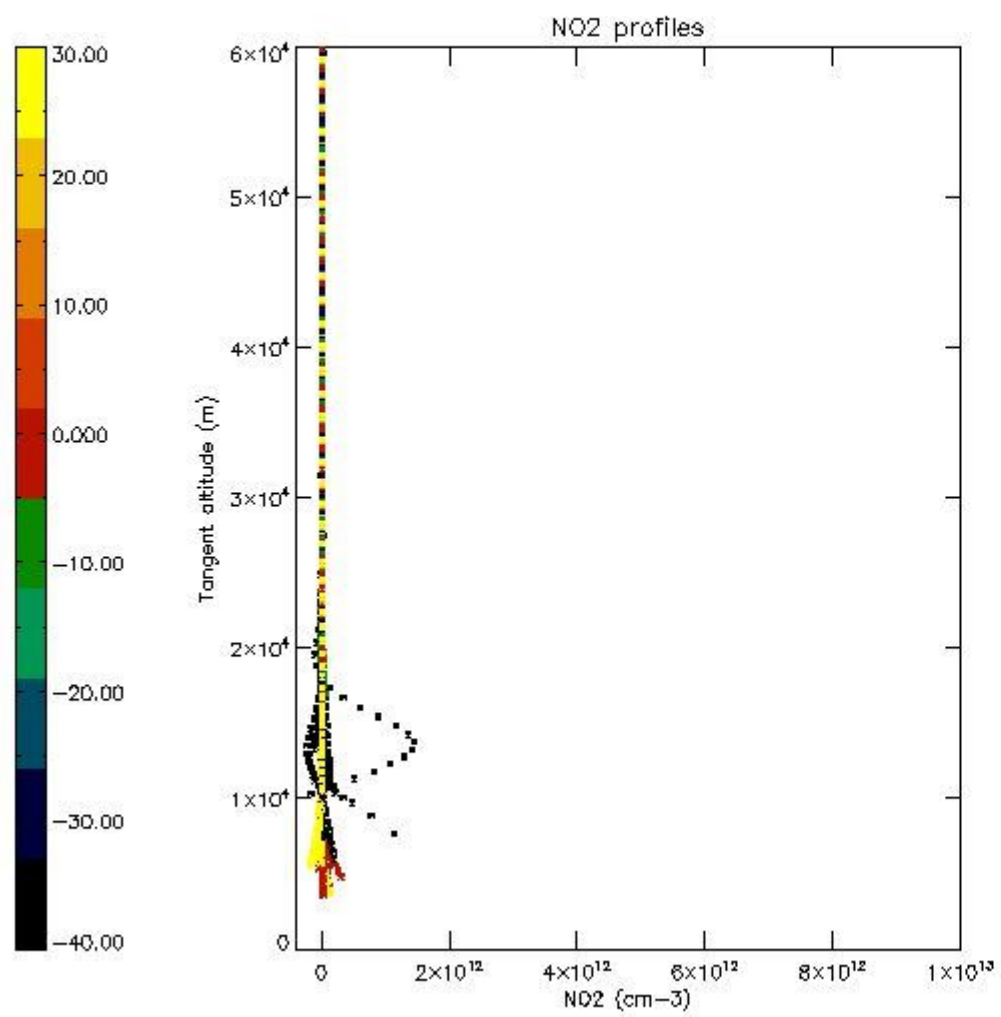
5.5 Plot ozone profiles where STD < 5% (dark without errors)

The colorbar represents the latitude.



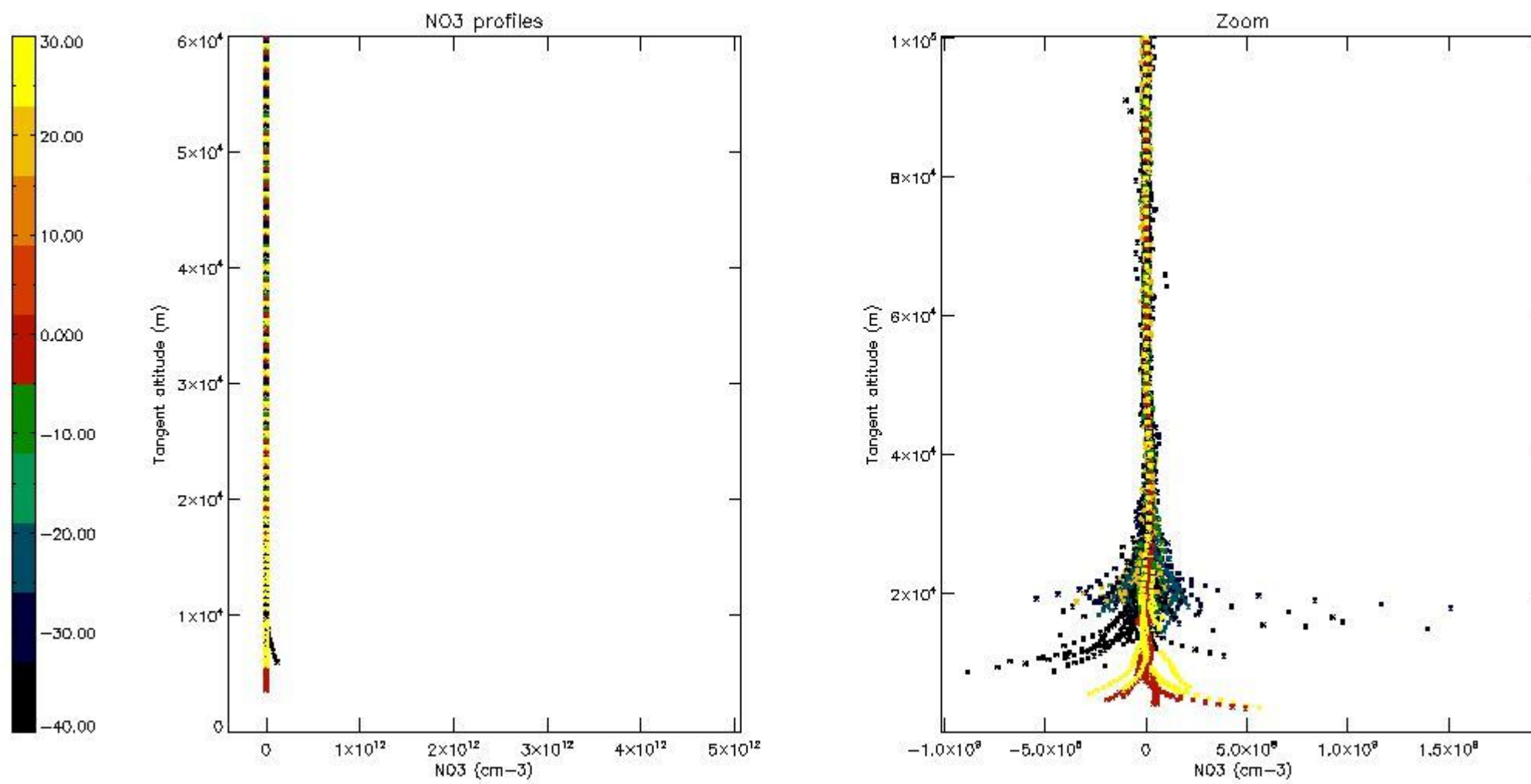
5.6 Plot NO₂ profiles for all STD (dark without errors)

The colorbar represents the latitude.



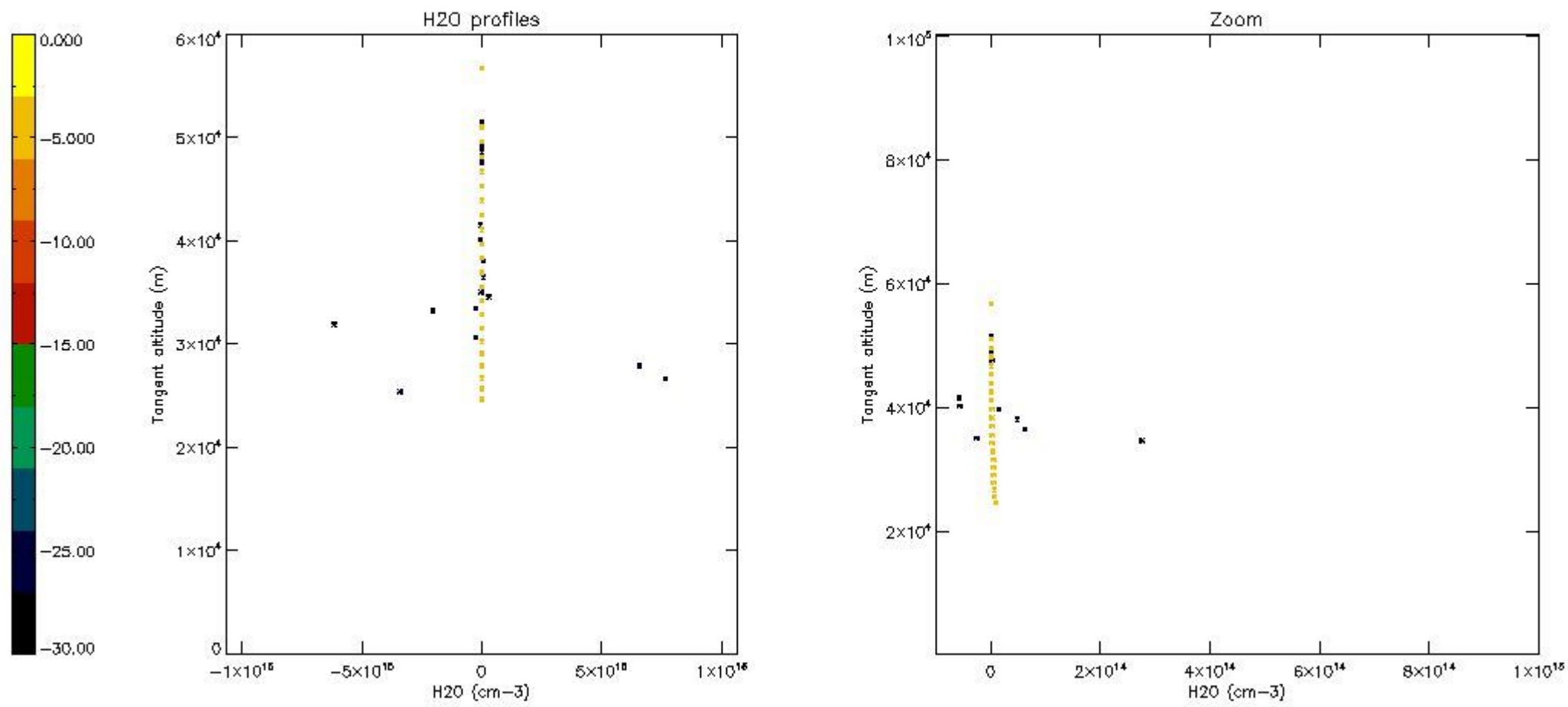
5.7 Plot NO3 profiles for all STD (dark without errors)

The colorbar represents the latitude.



5.8 Plot H₂O profiles for all STD (only for occultations of stars 1,2,3,4,13,14,16,26,63 dark without errors)

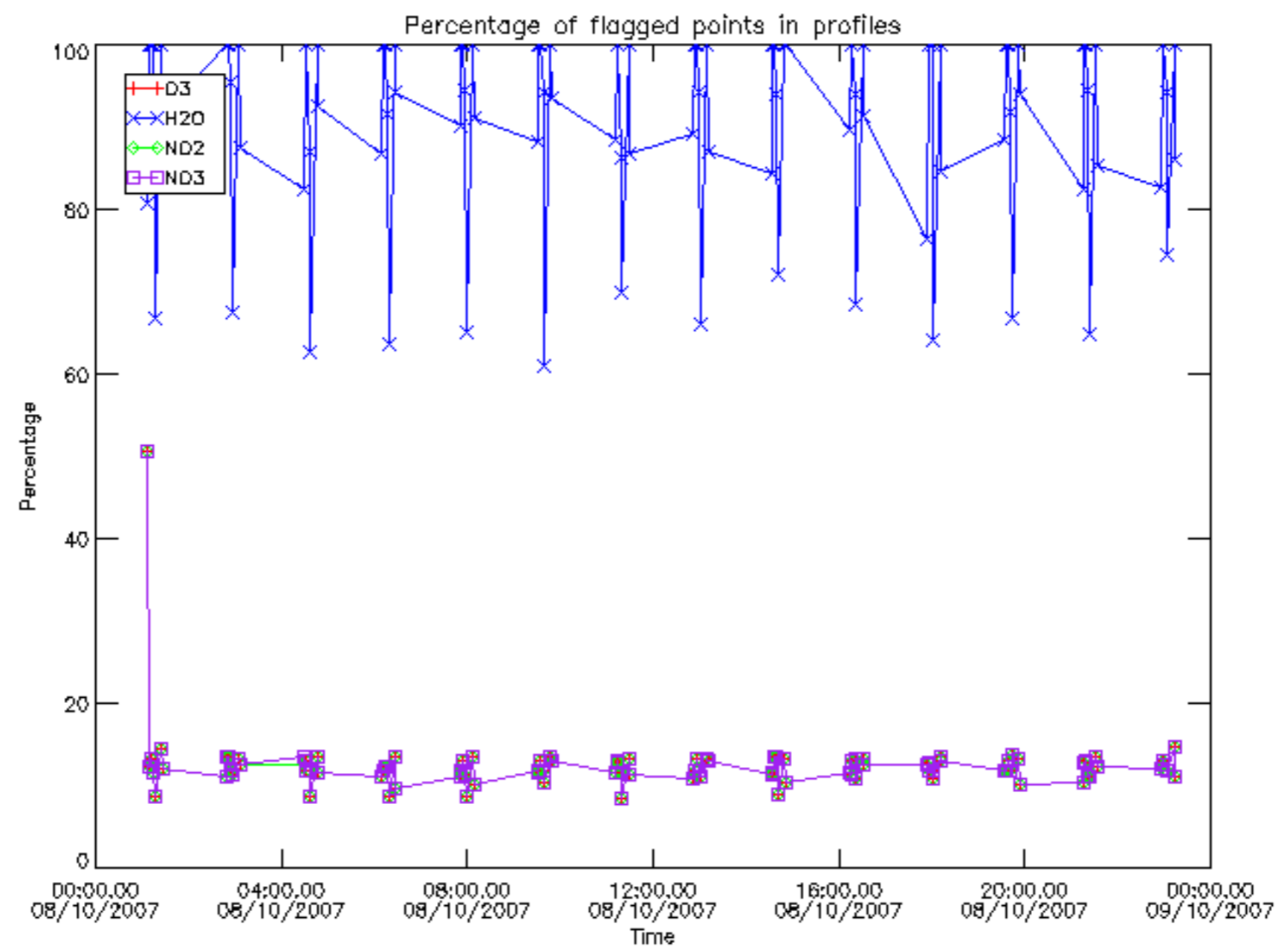
The colorbar represents the latitude.



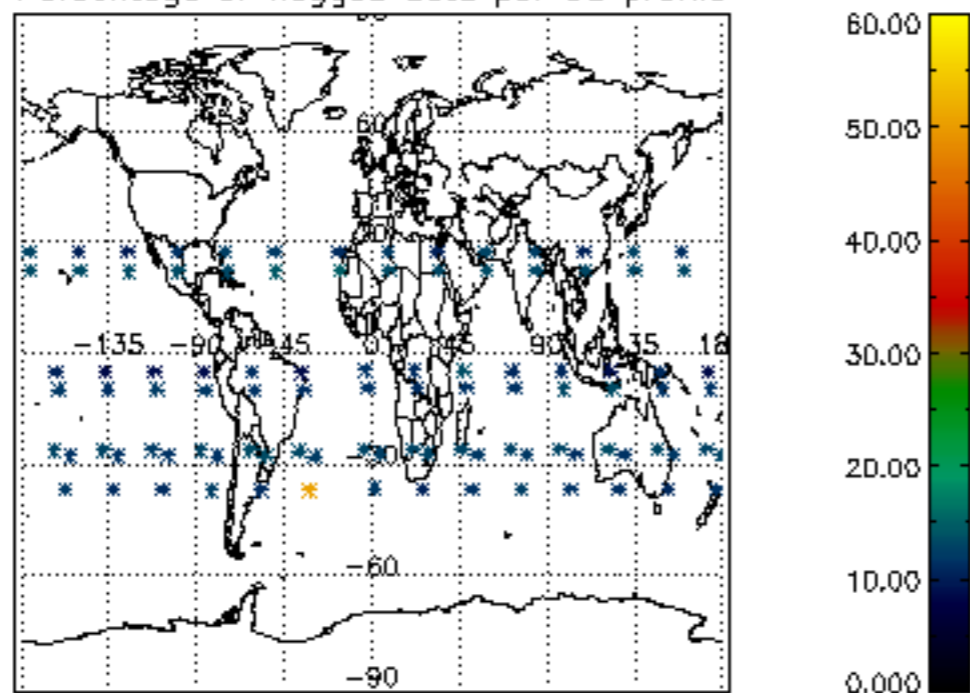
6. Auxiliary Data Files used for the production reported in section 2

The number reported in the third column indicates since which file (see list in section 2) the corresponding auxiliary file has been used. The fourth column is the date of those product files.

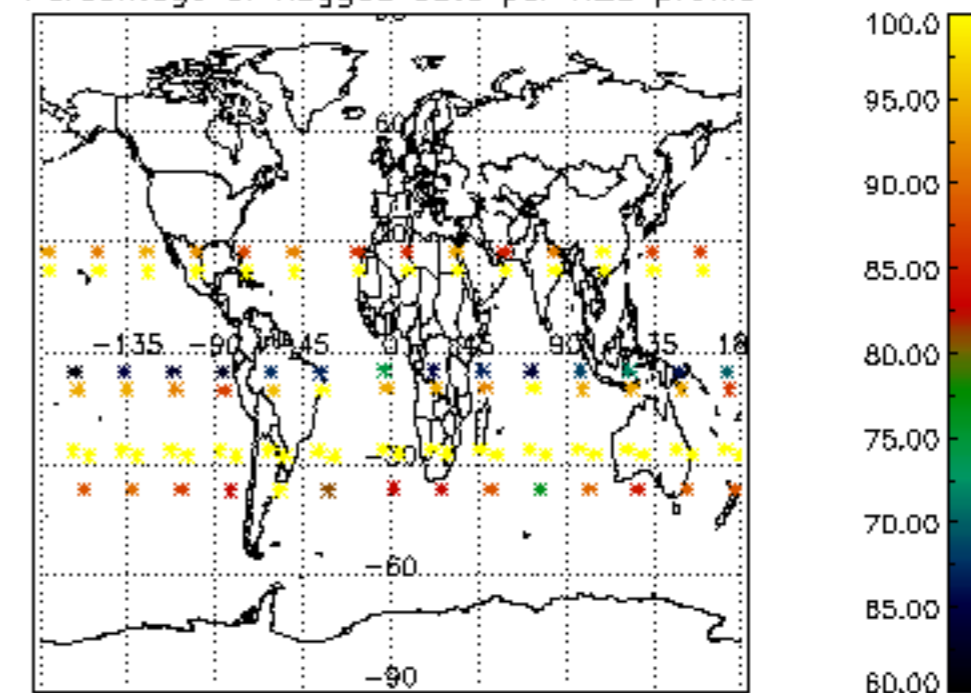
Type	Auxiliary Filename	Used since product	Used since product date
INST_PHYS_CHARACTERISTICS	GOM_INS_AXVIEC20091111_143220_20030716_120000_20500101_000000	1	08-OCT-2007 00:07:42
LEVEL-2_PROC_CONFIG	GOM_PR2_AXVIEC20091111_152718_20020301_000000_20500101_000000	1	08-OCT-2007 00:07:42
CROSS_SECTIONS_FILE	GOM_CRS_AXVIEC20091111_154832_20020301_000000_20500101_000000	1	08-OCT-2007 00:07:42



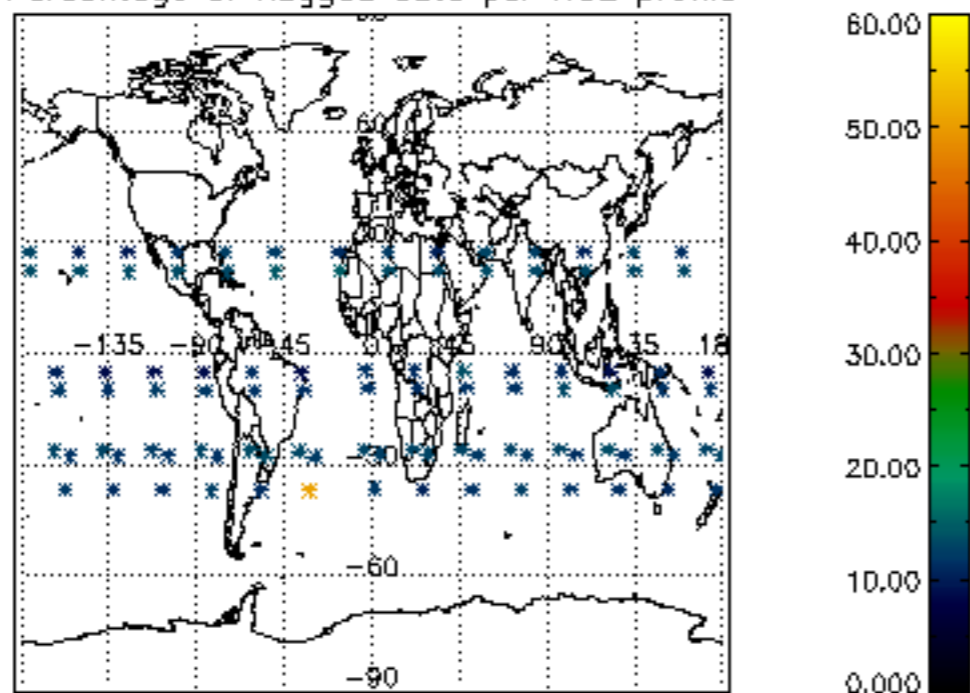
Percentage of flagged data per D3 profile



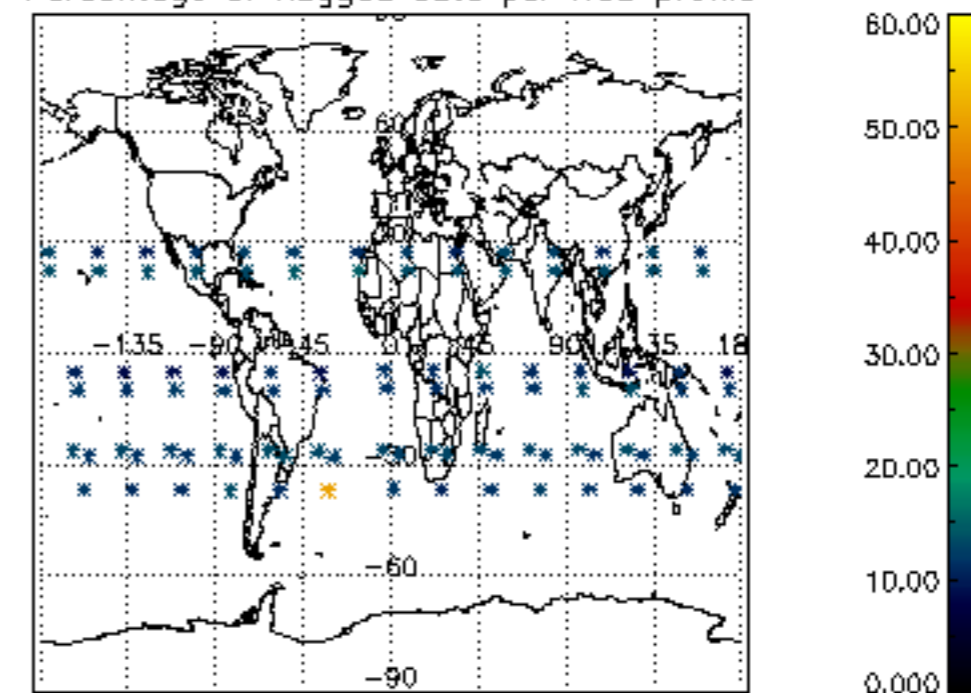
Percentage of flagged data per H2O profile

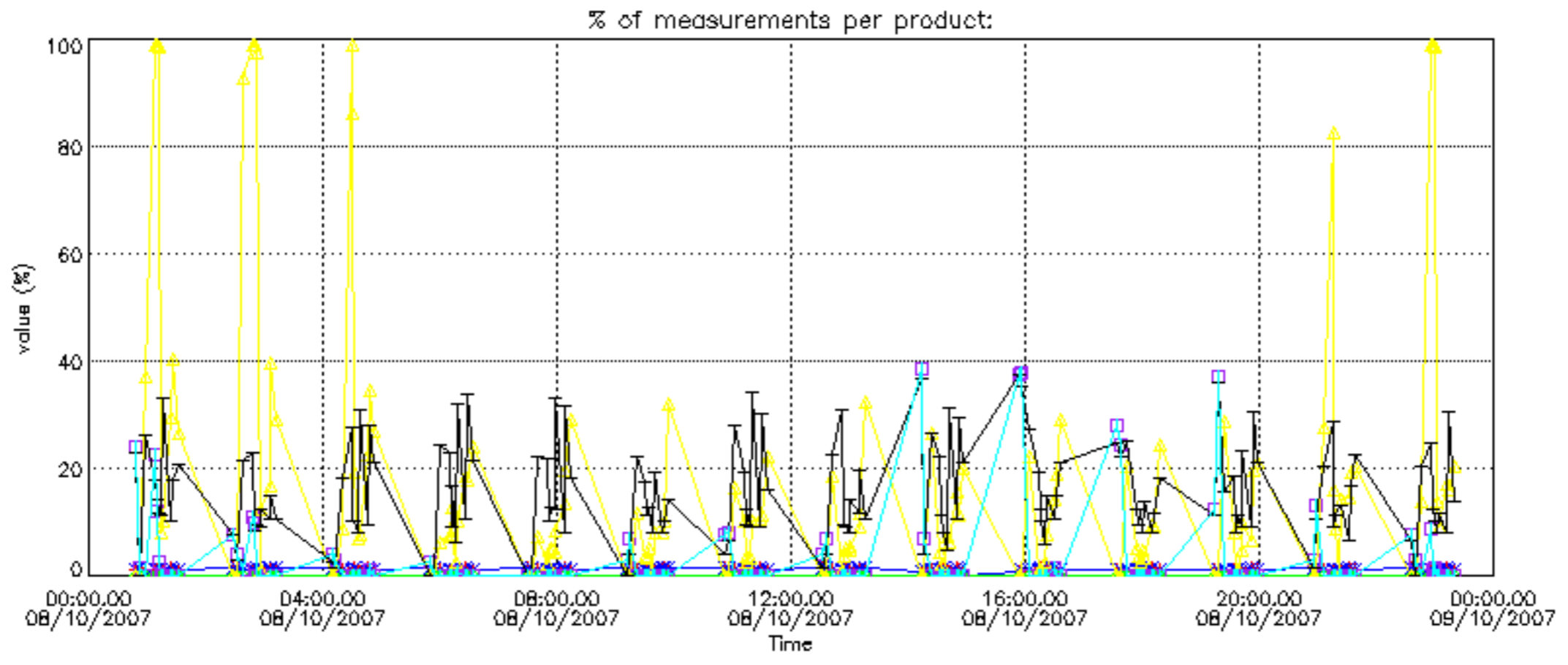
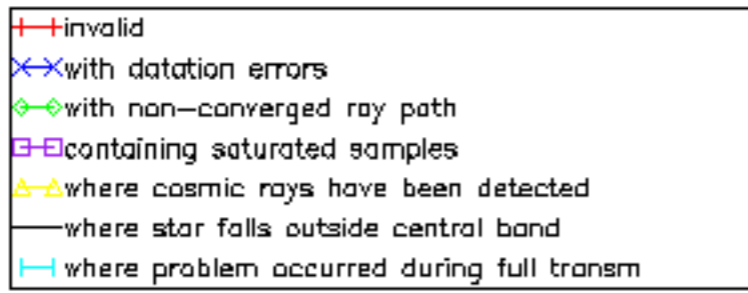


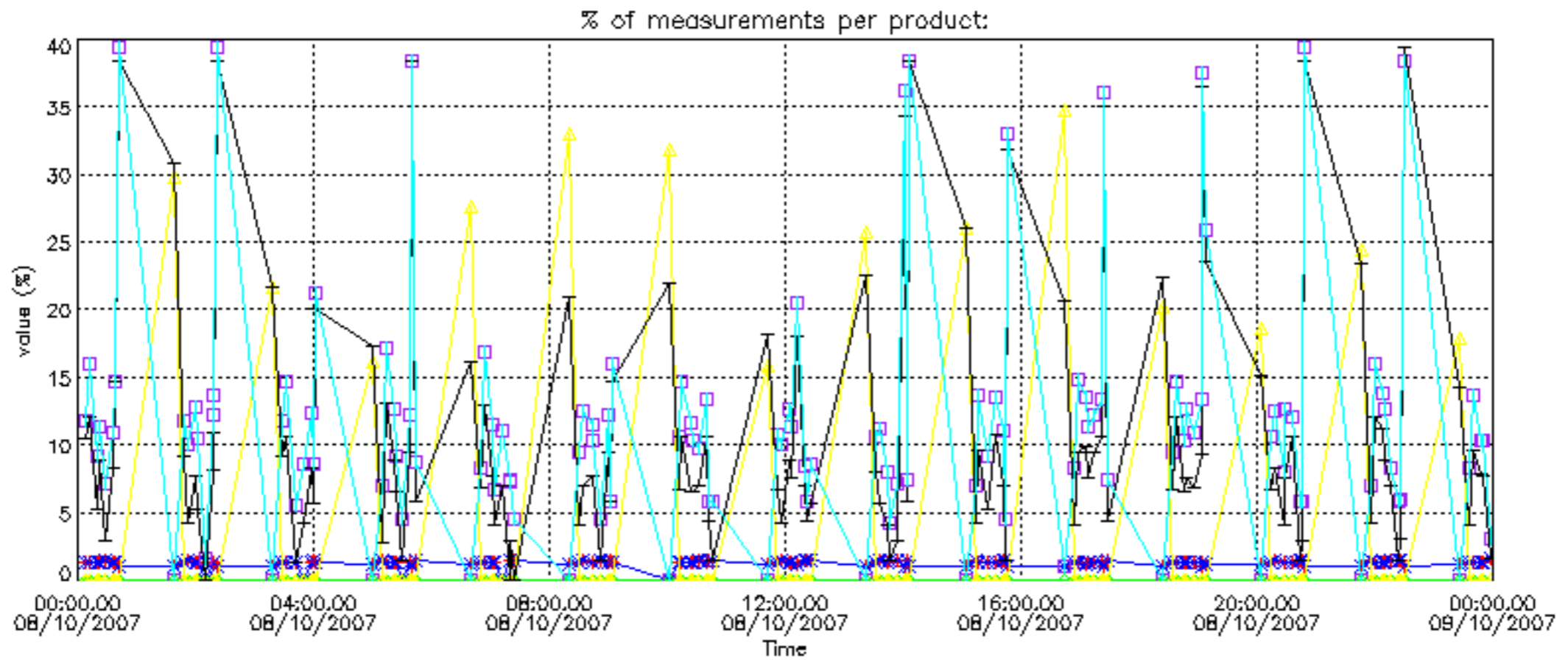
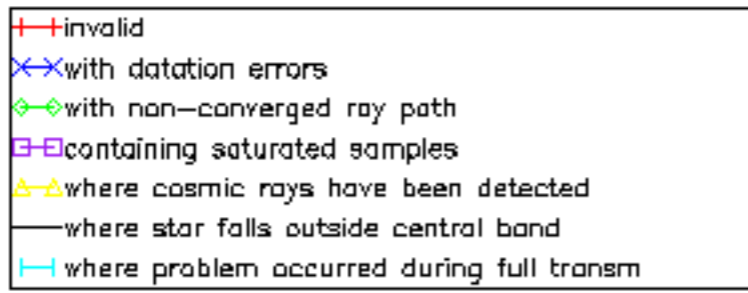
Percentage of flagged data per NO2 profile



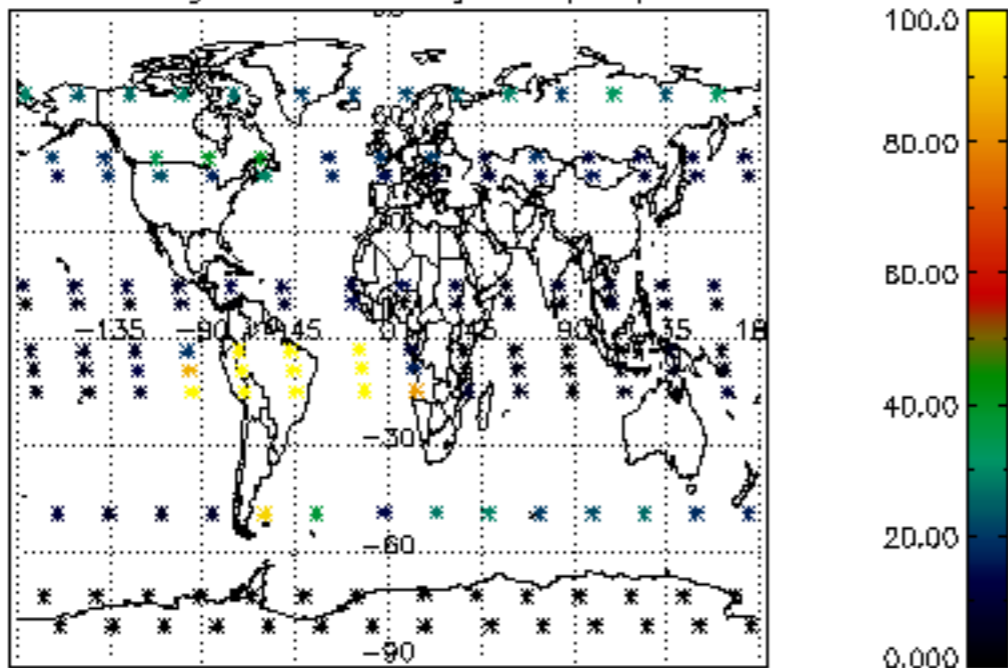
Percentage of flagged data per NO3 profile



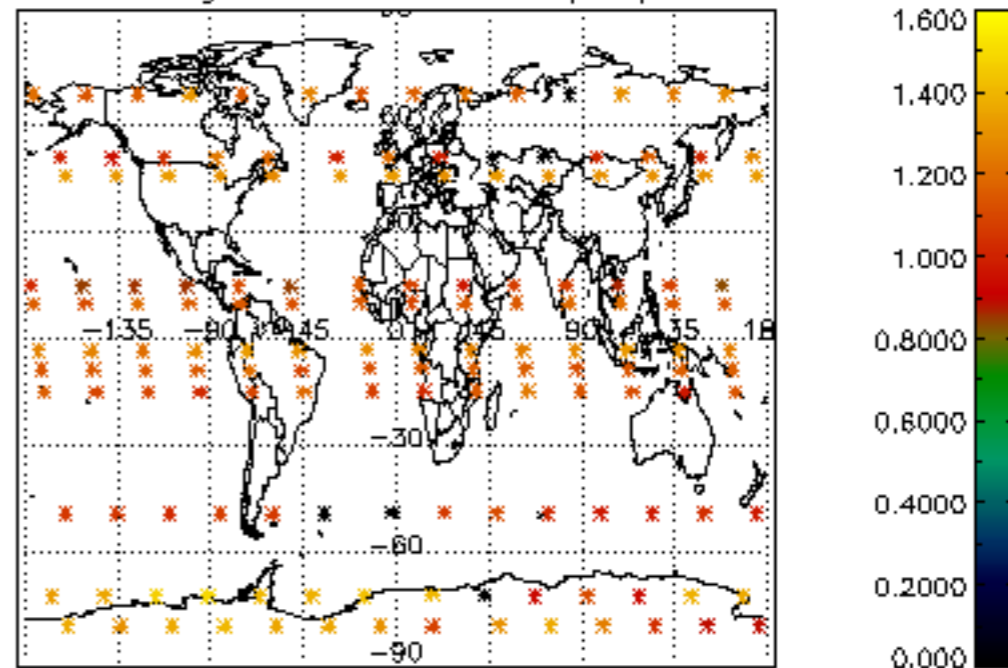




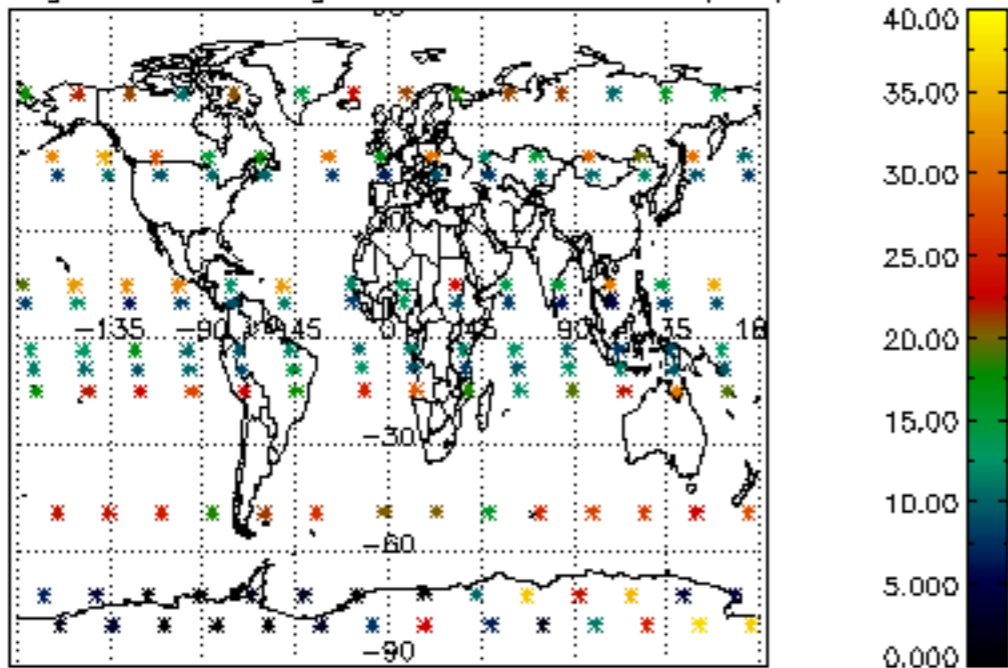
Percentage of cosmic ray hits per profile



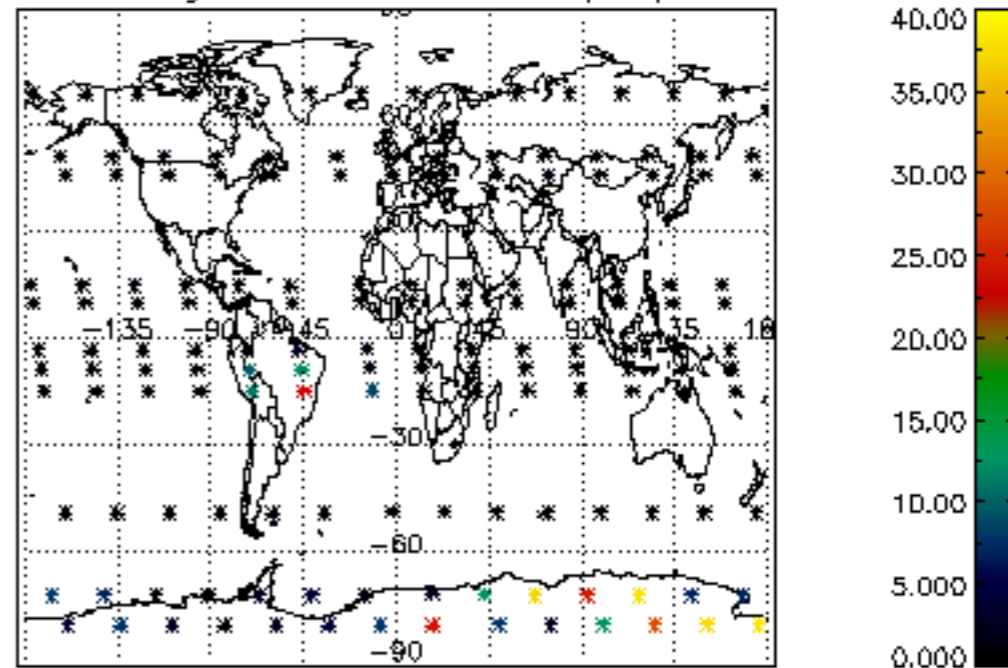
Percentage of datation errors per profile



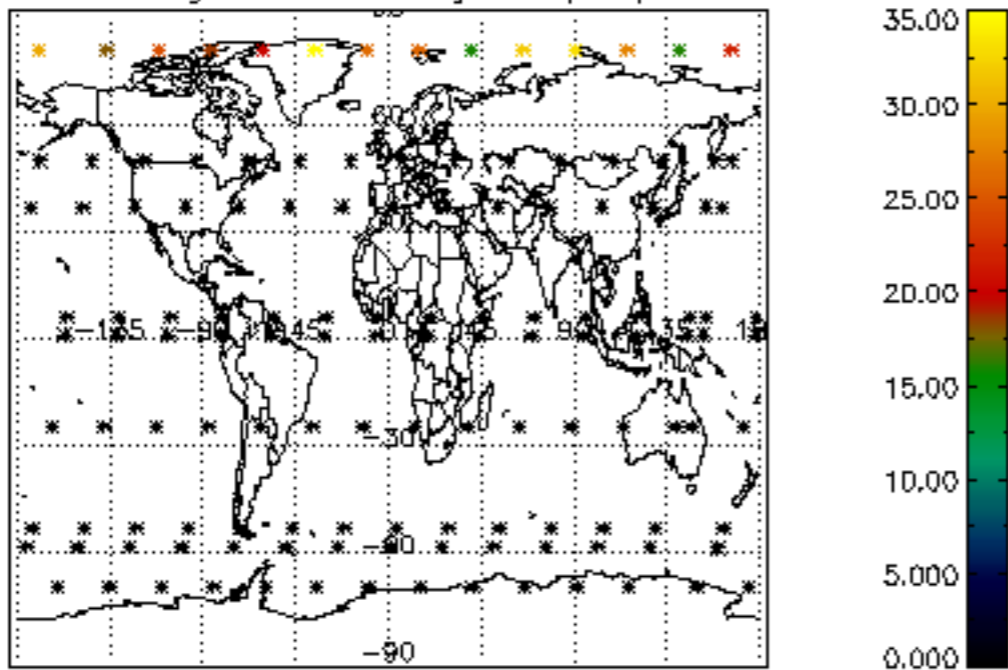
Percentage of star falling outside central band per profile



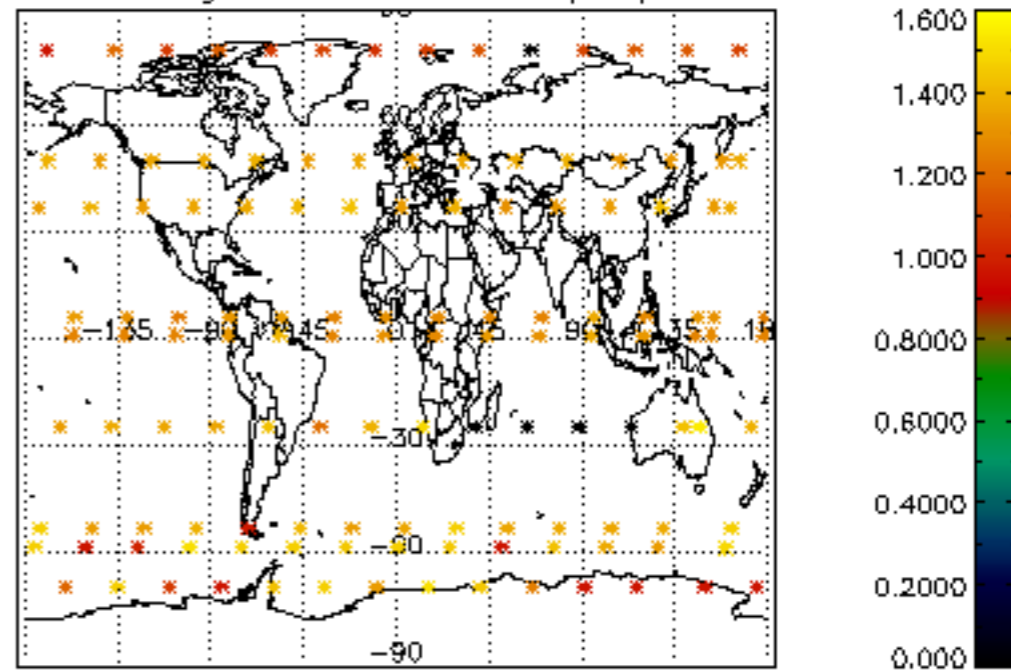
Percentage of saturation errors per profile



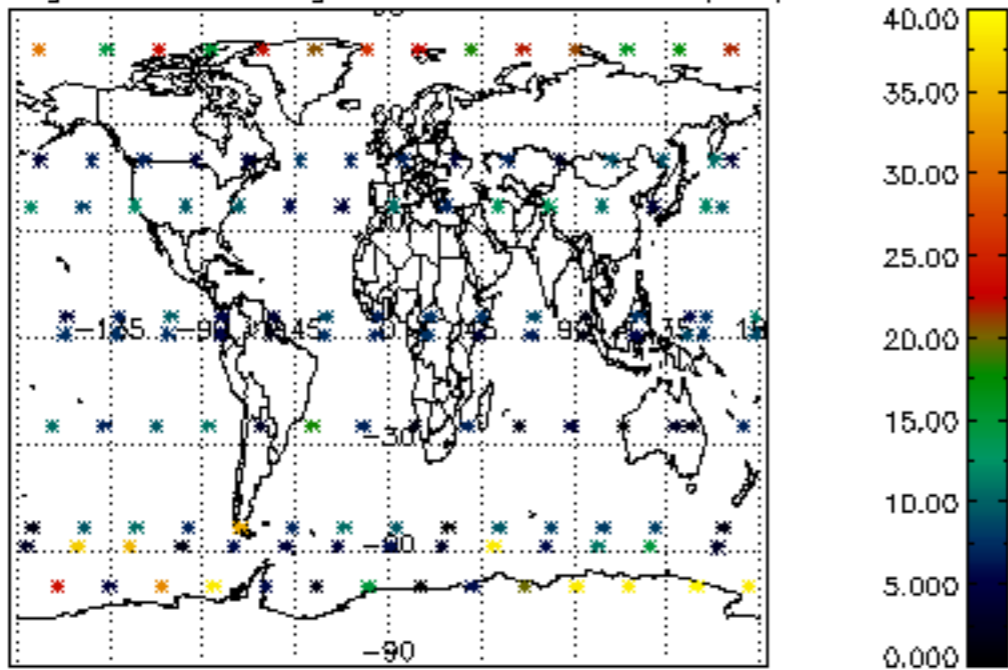
Percentage of cosmic ray hits per profile



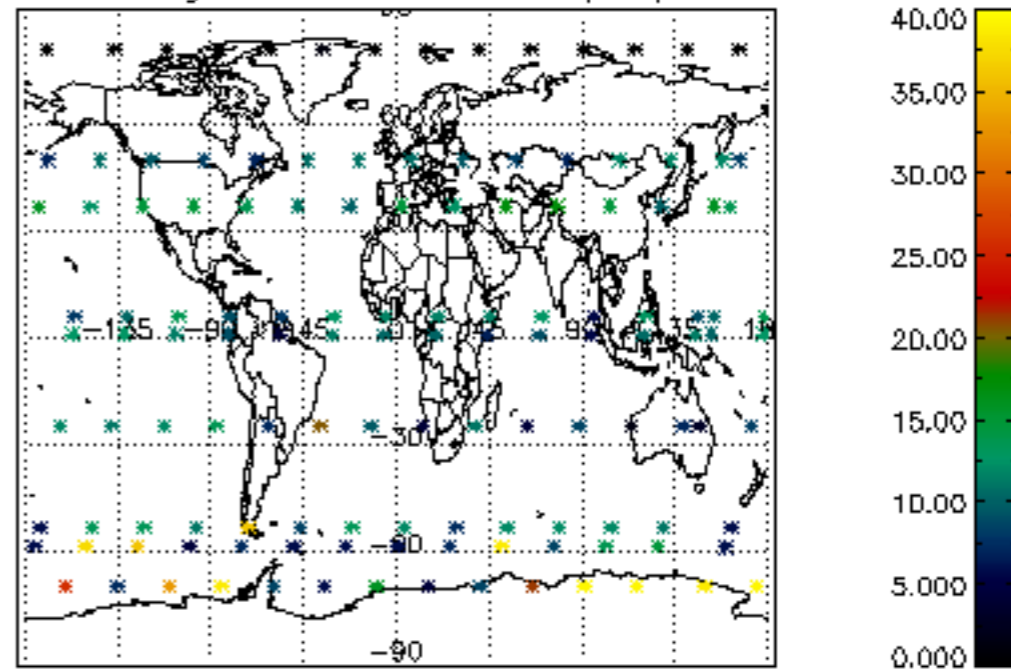
Percentage of datation errors per profile

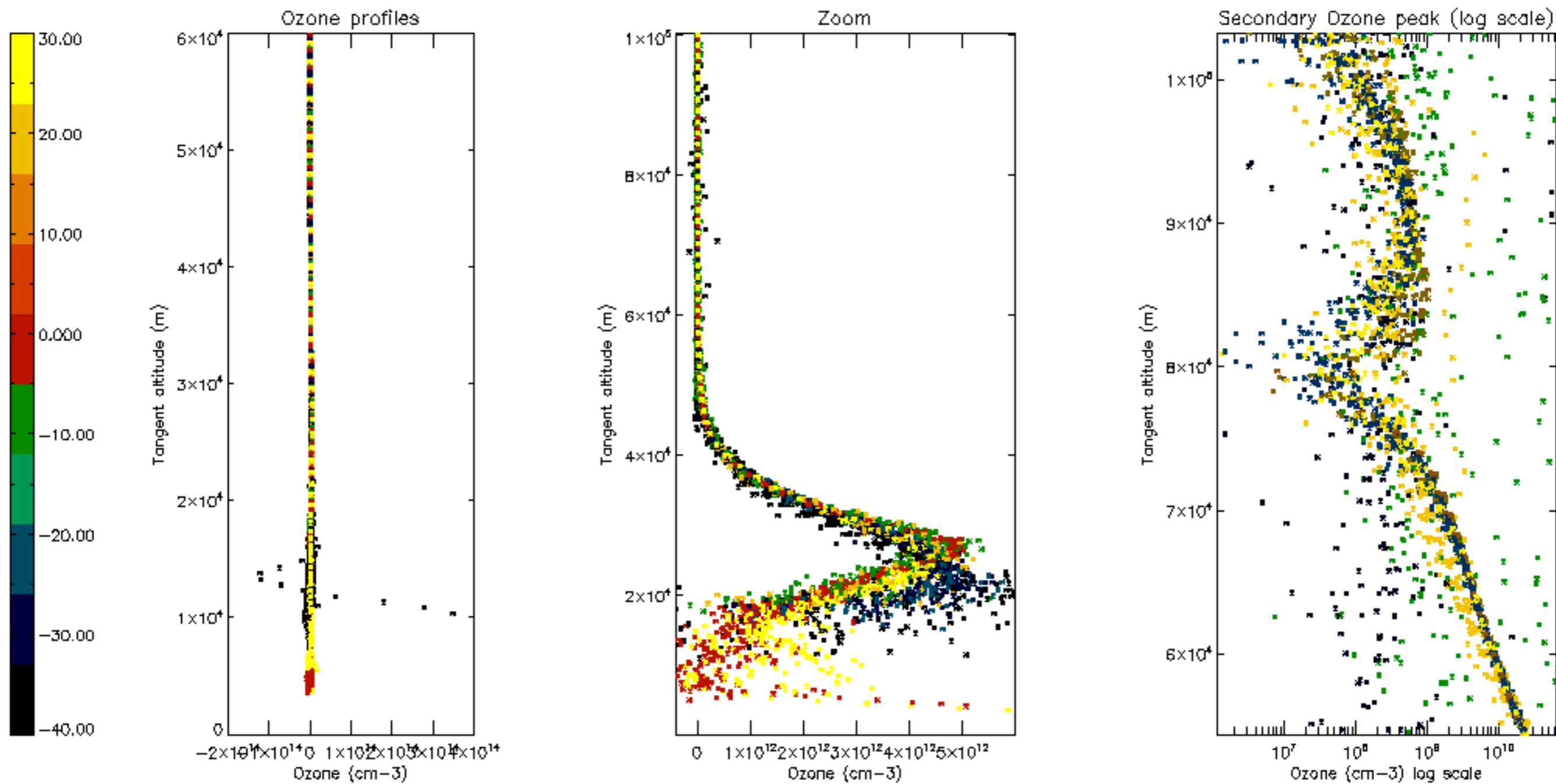


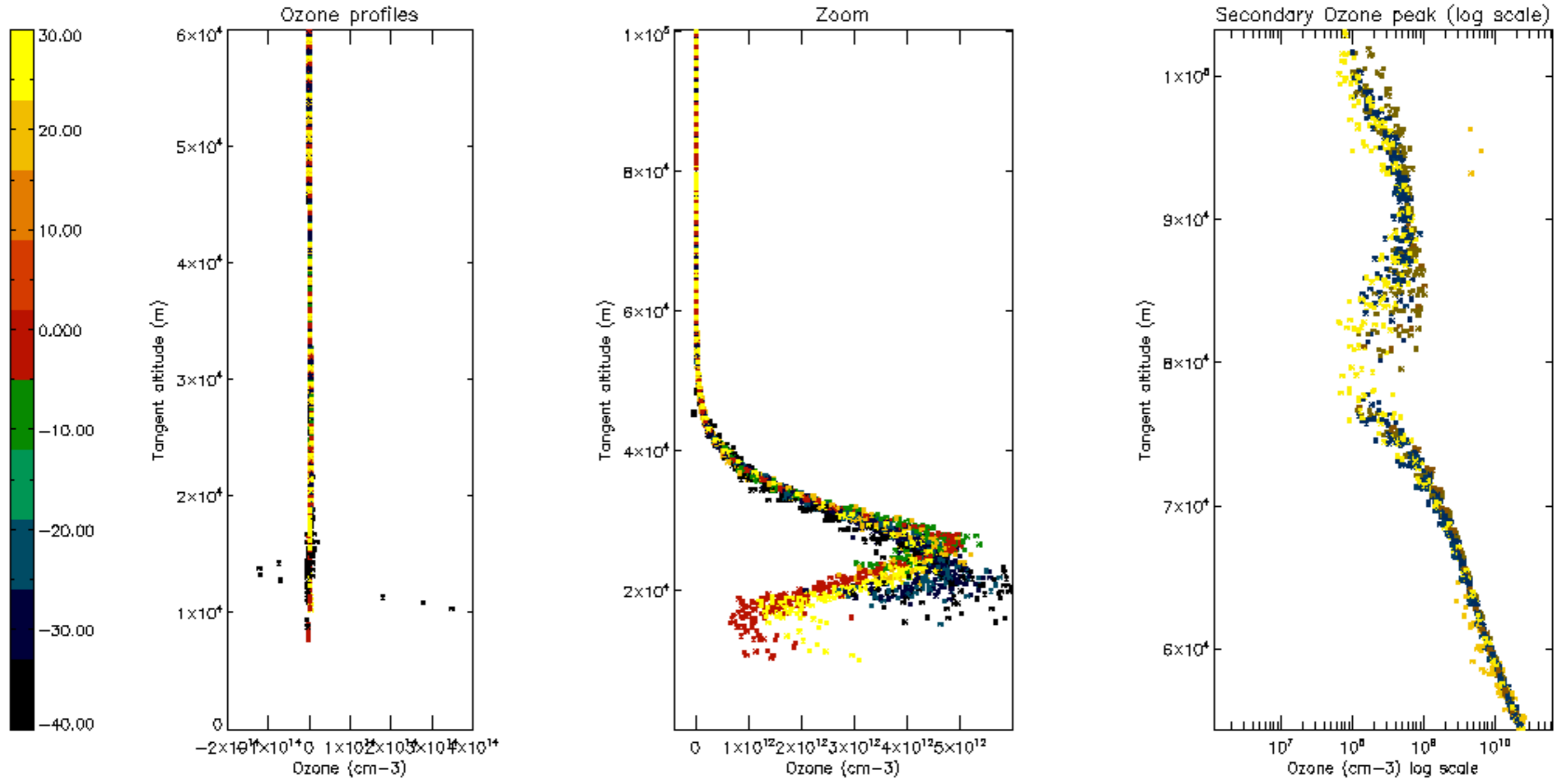
Percentage of star falling outside central band per profile

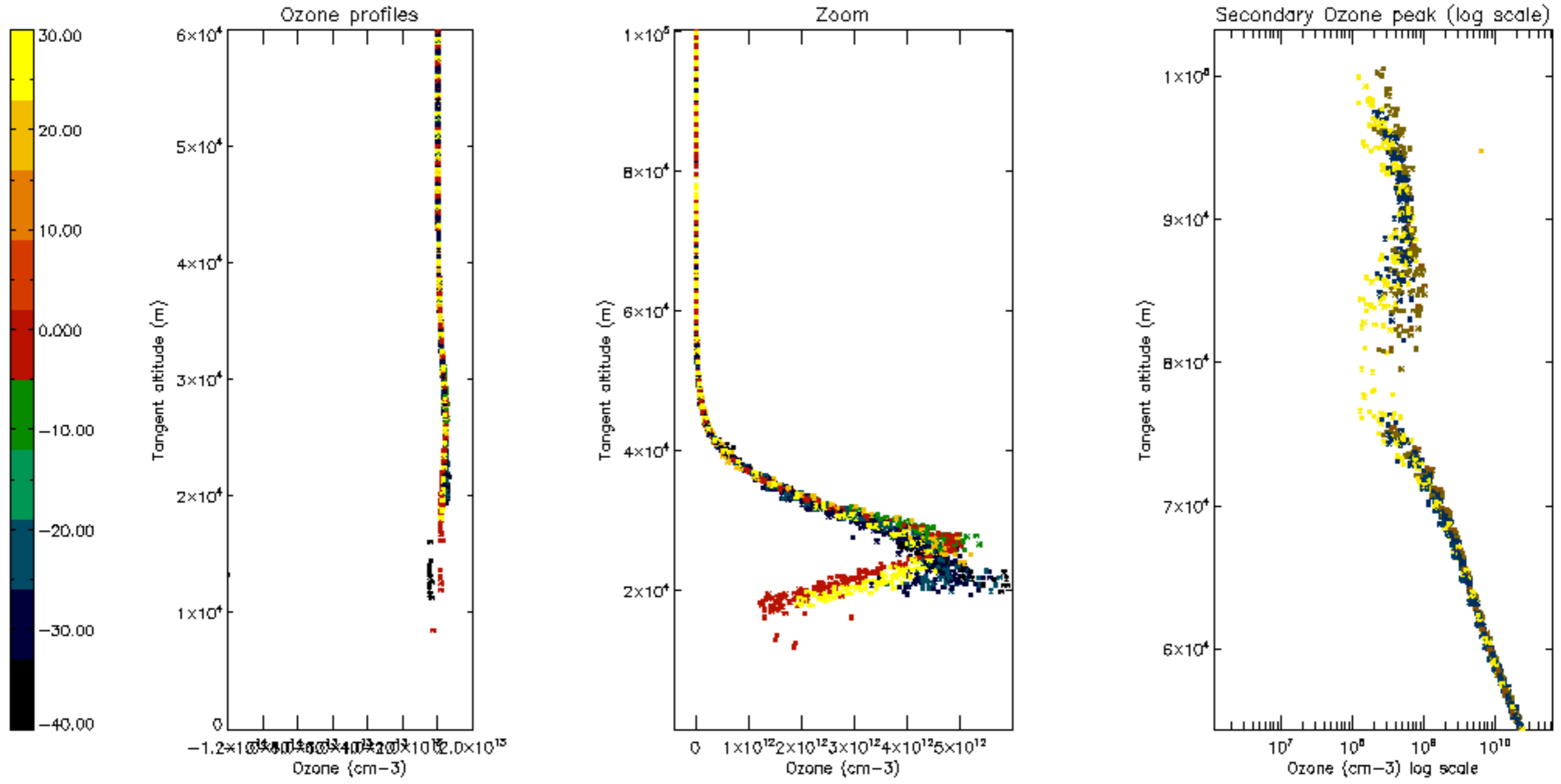


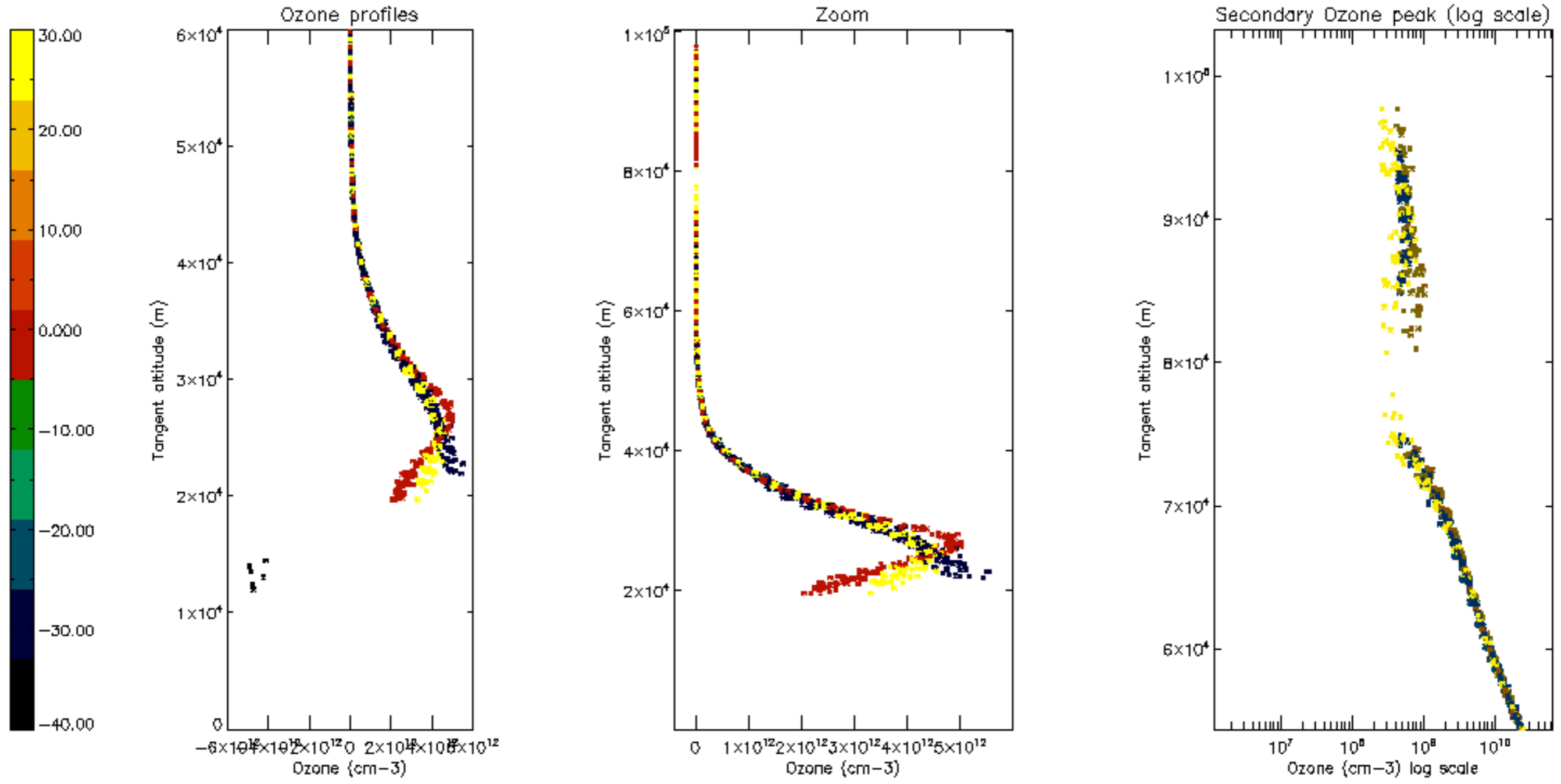
Percentage of saturation errors per profile

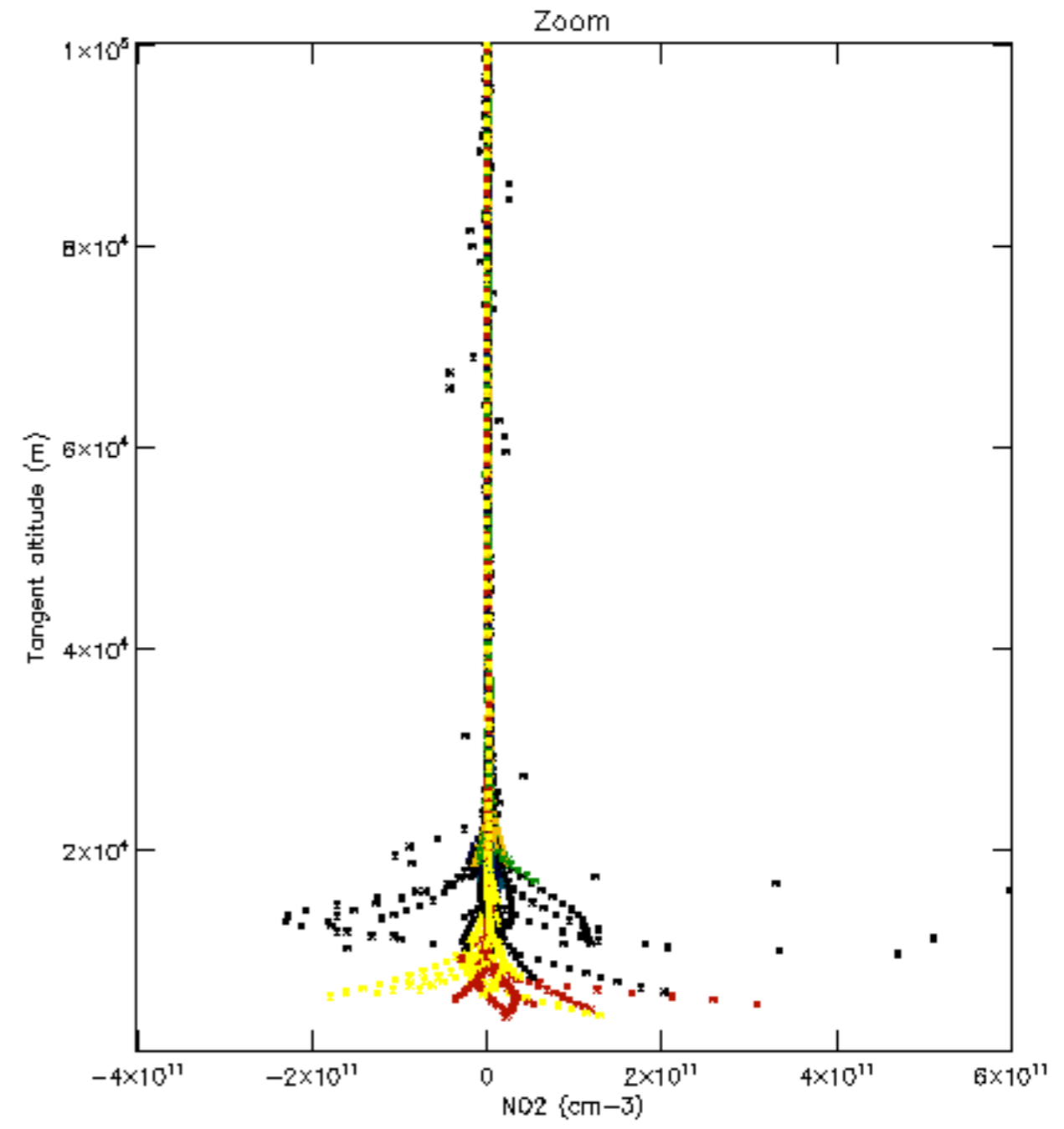
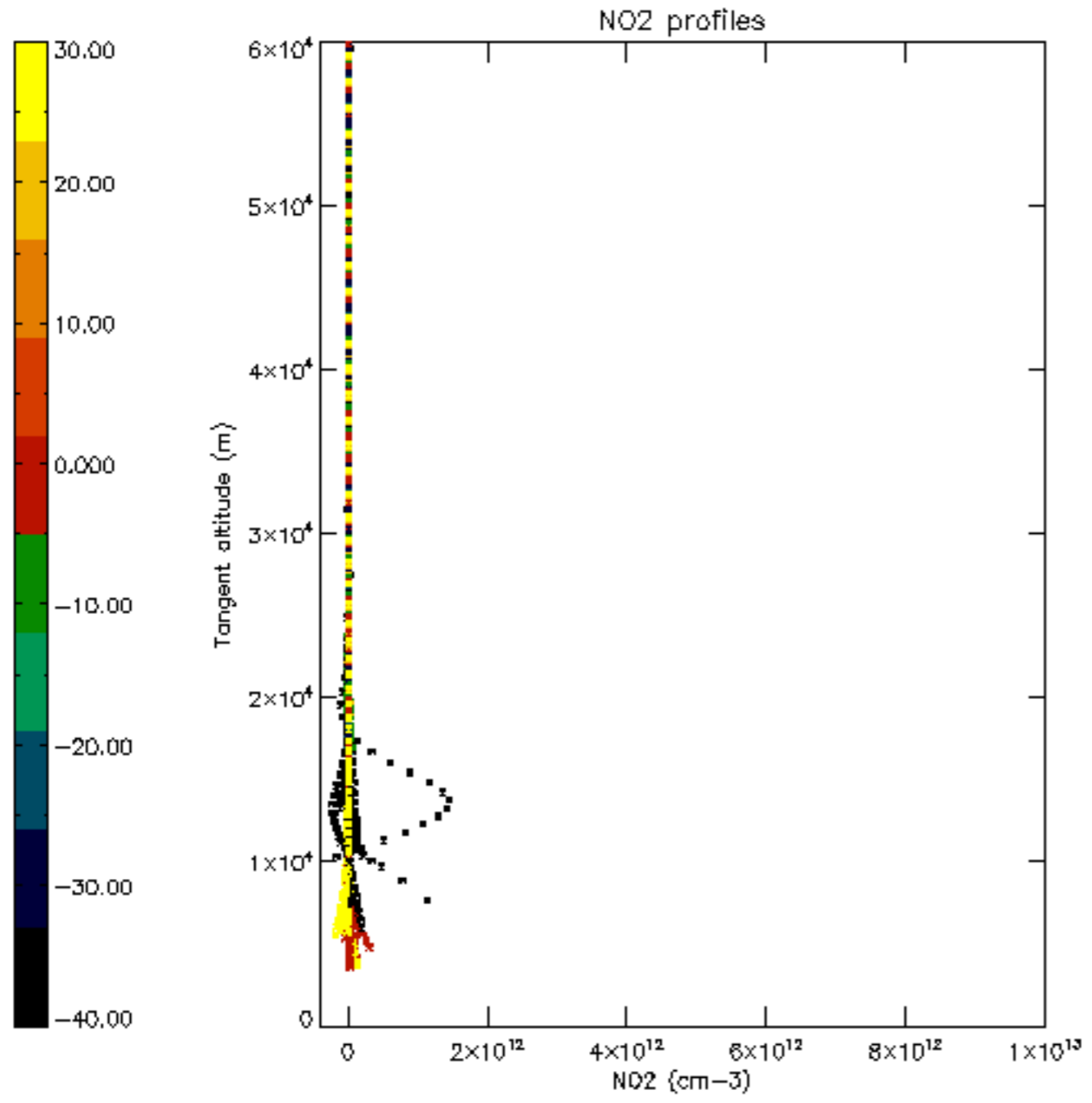


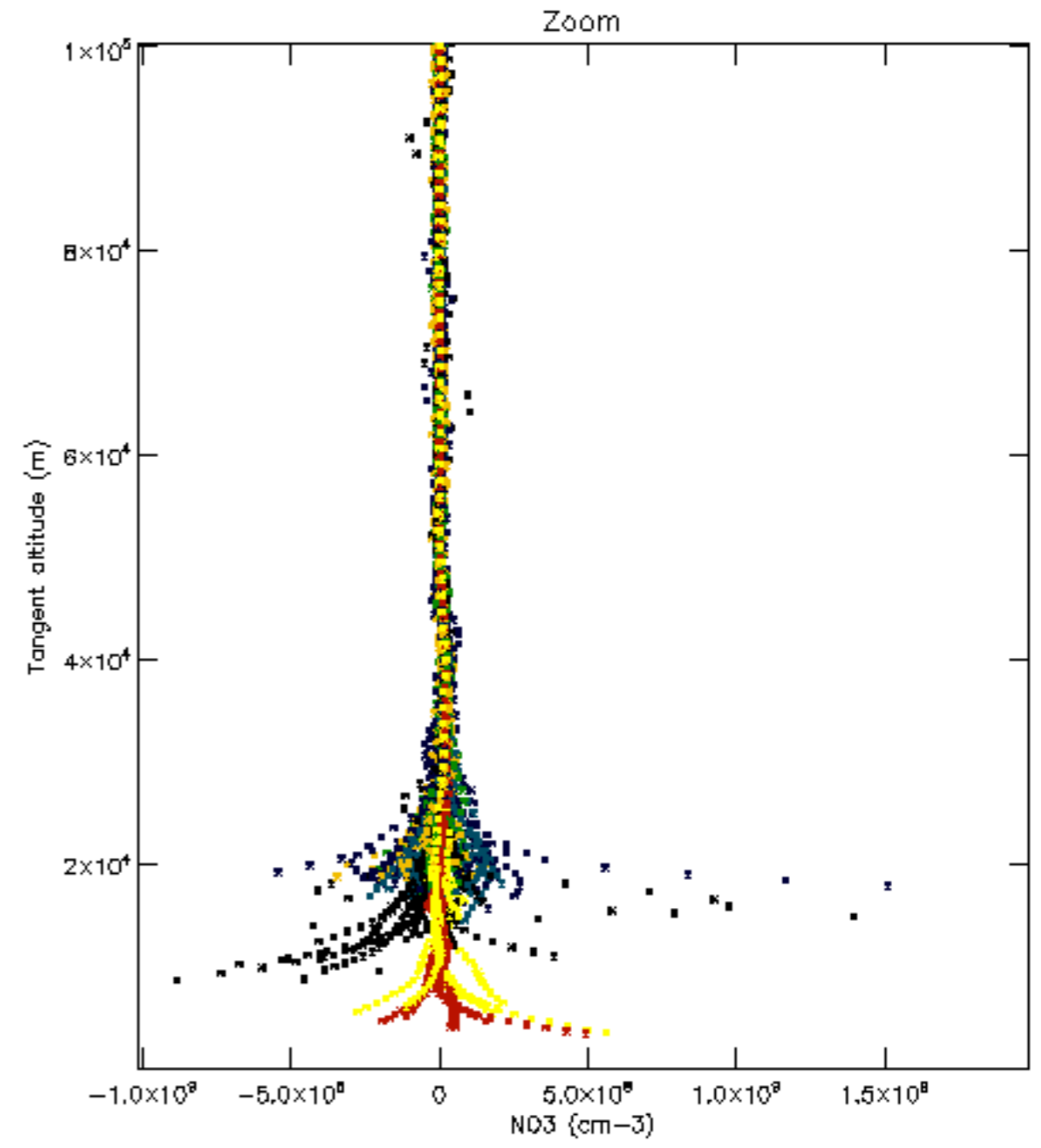
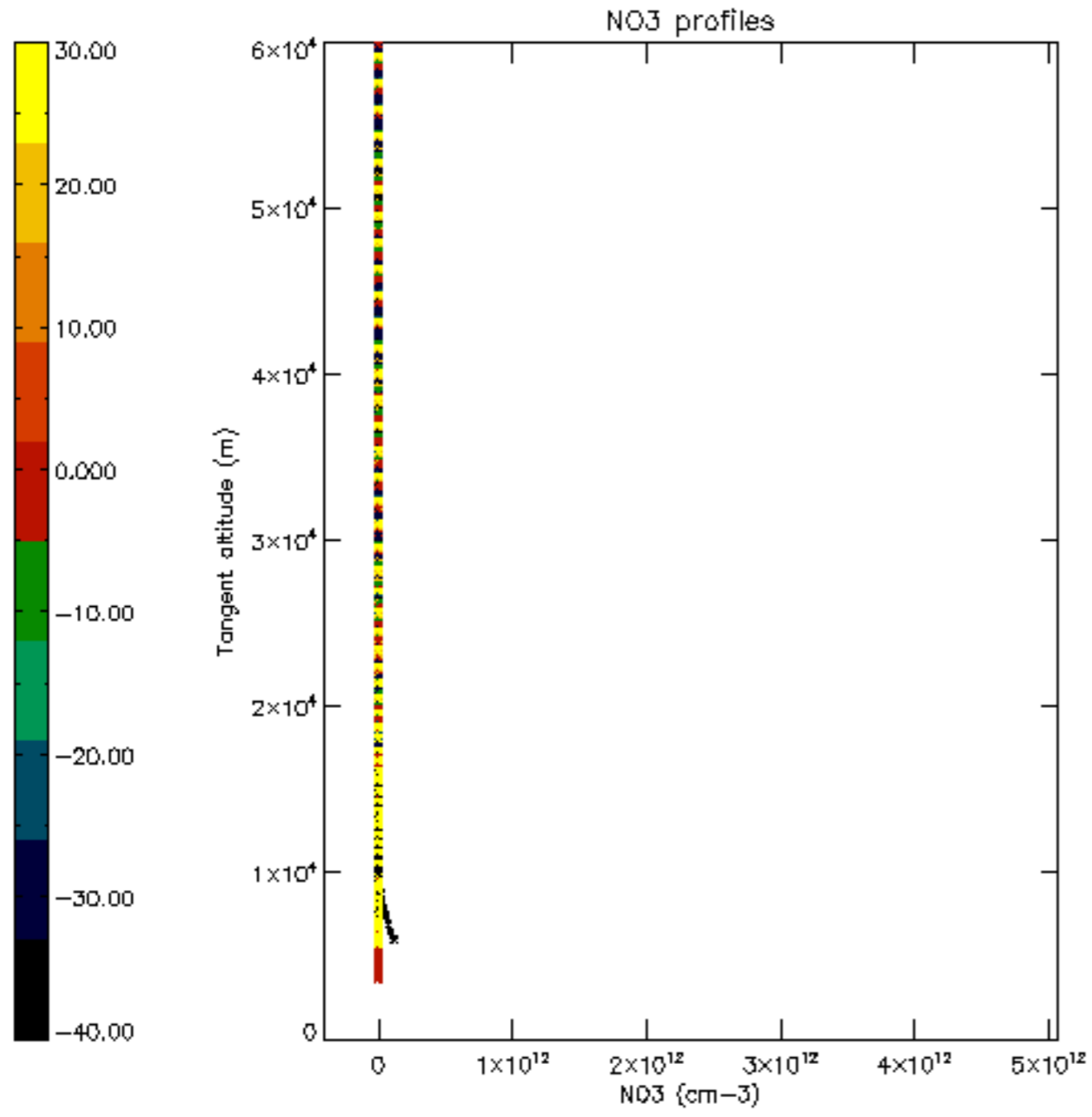


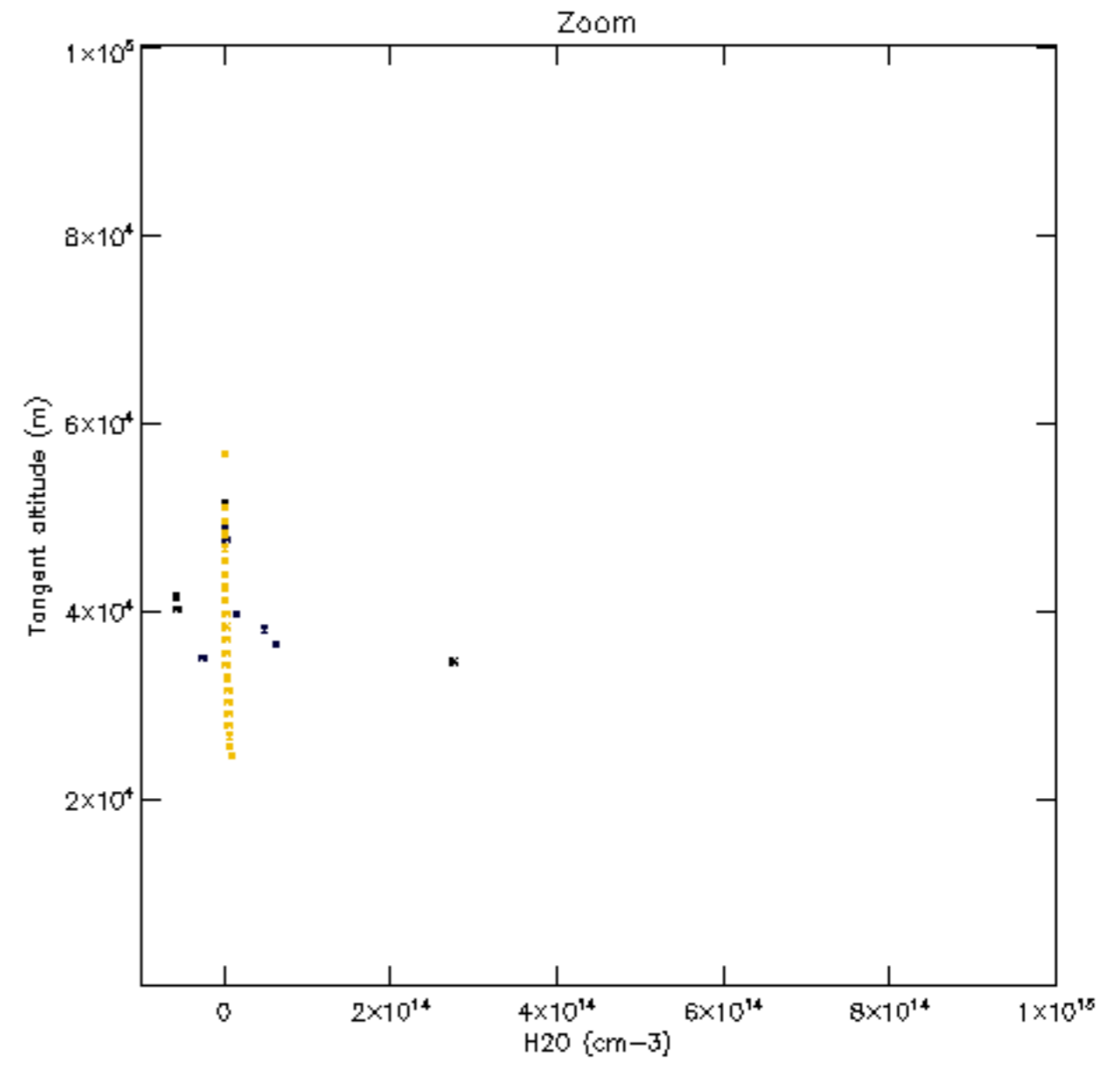
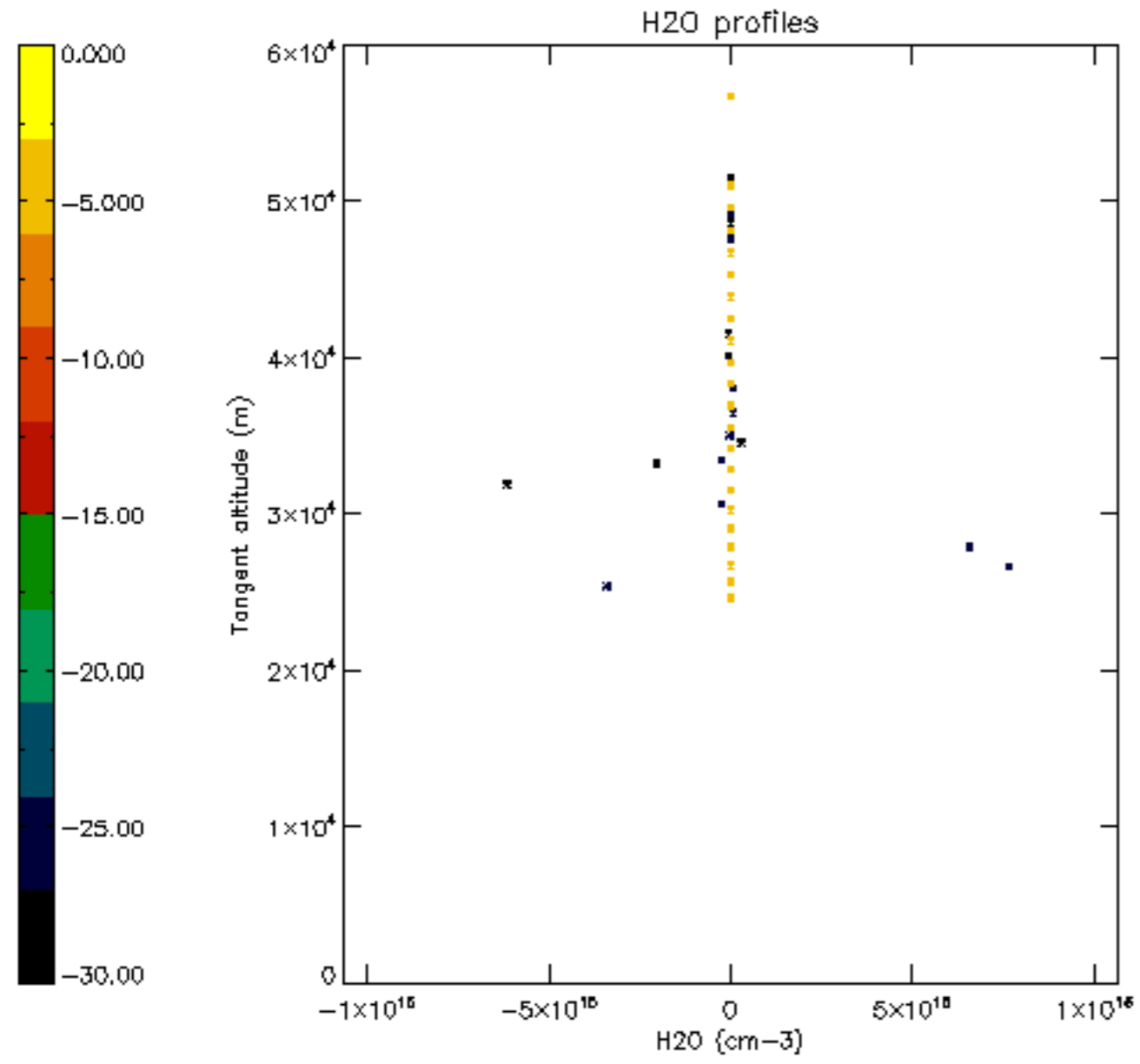


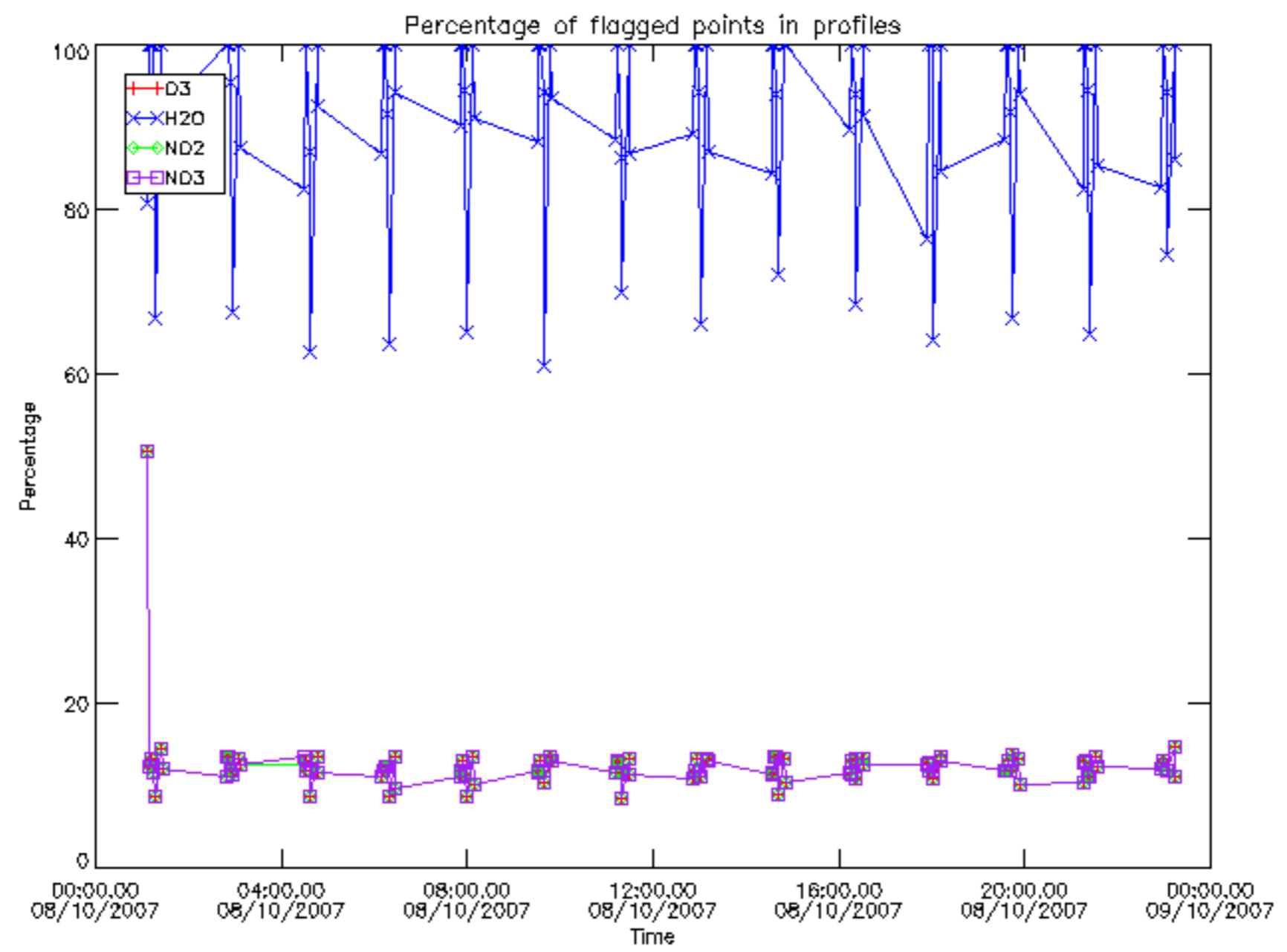




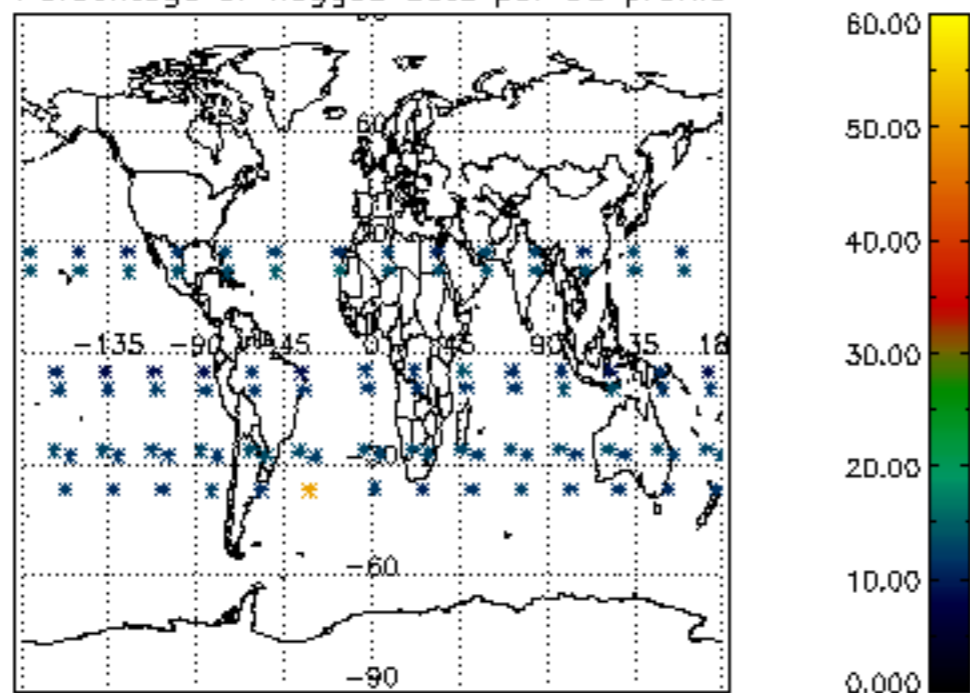




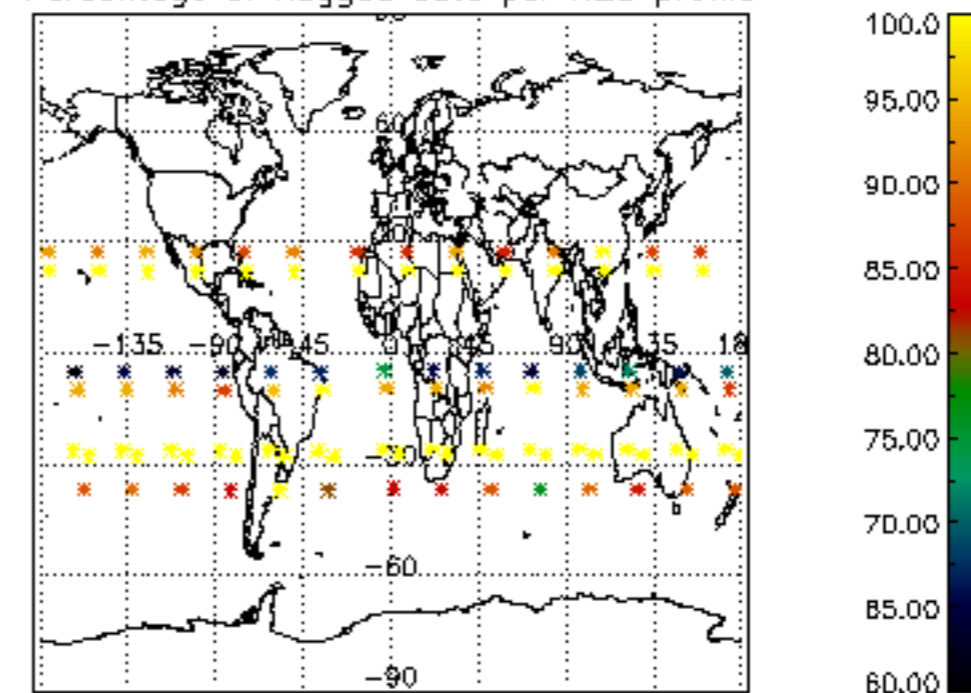




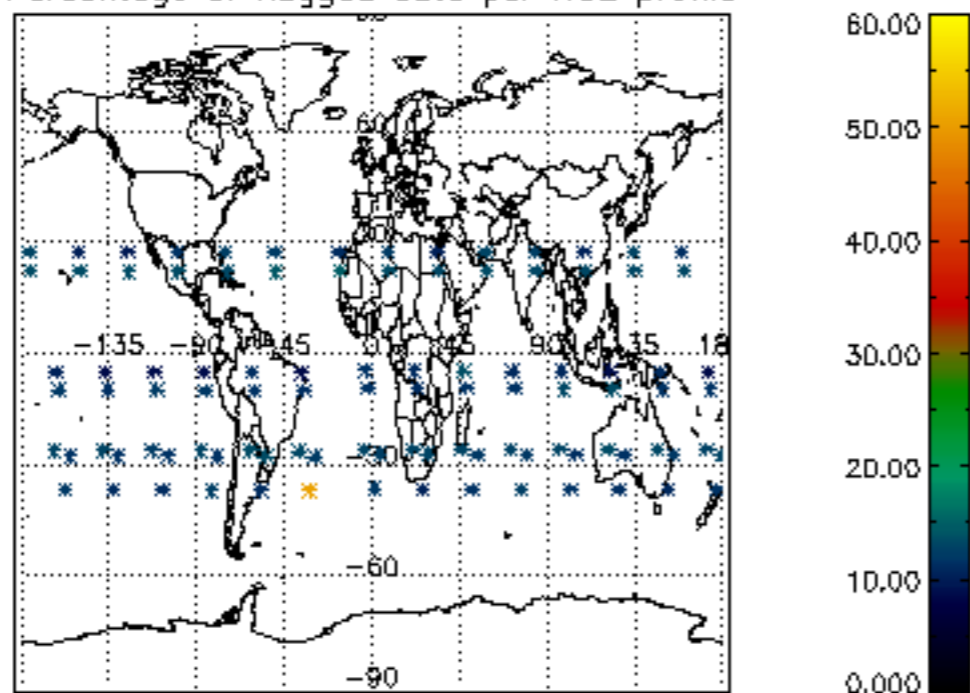
Percentage of flagged data per D3 profile



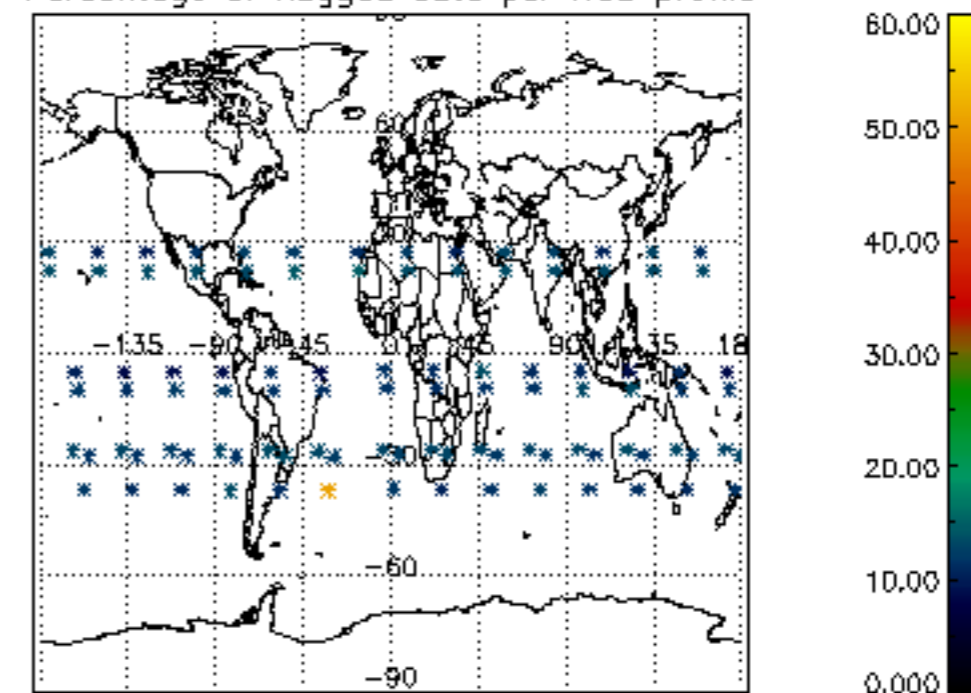
Percentage of flagged data per H2O profile

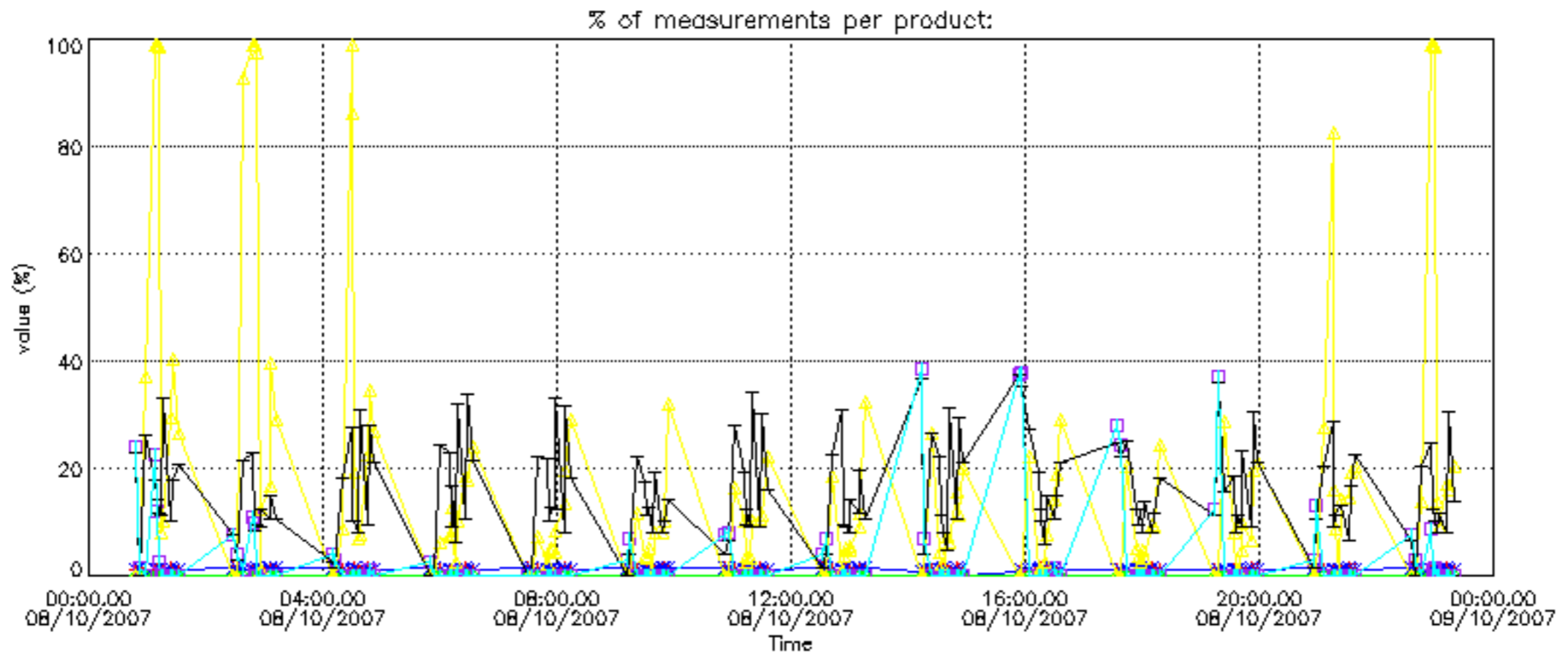
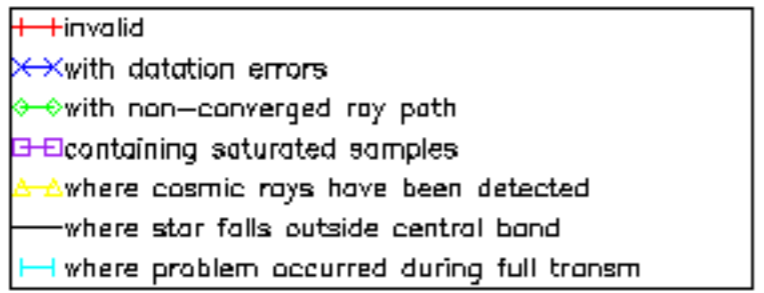


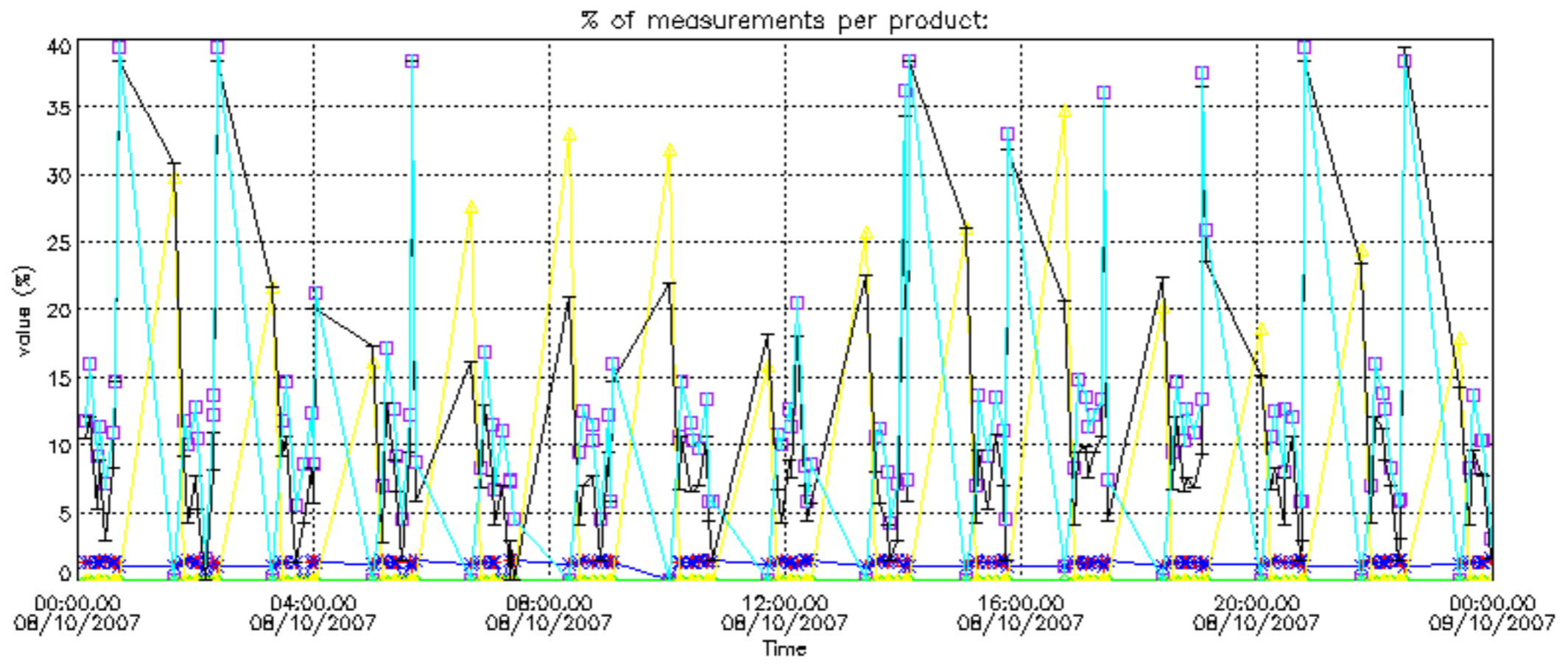
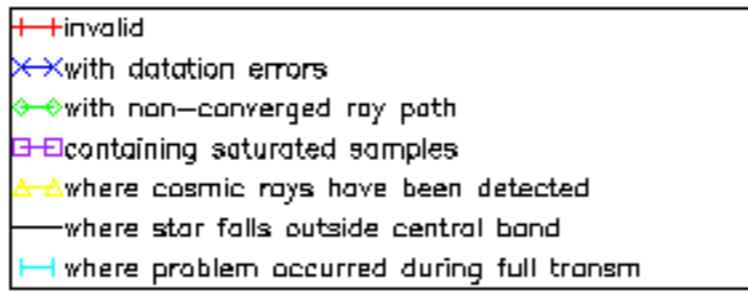
Percentage of flagged data per NO2 profile



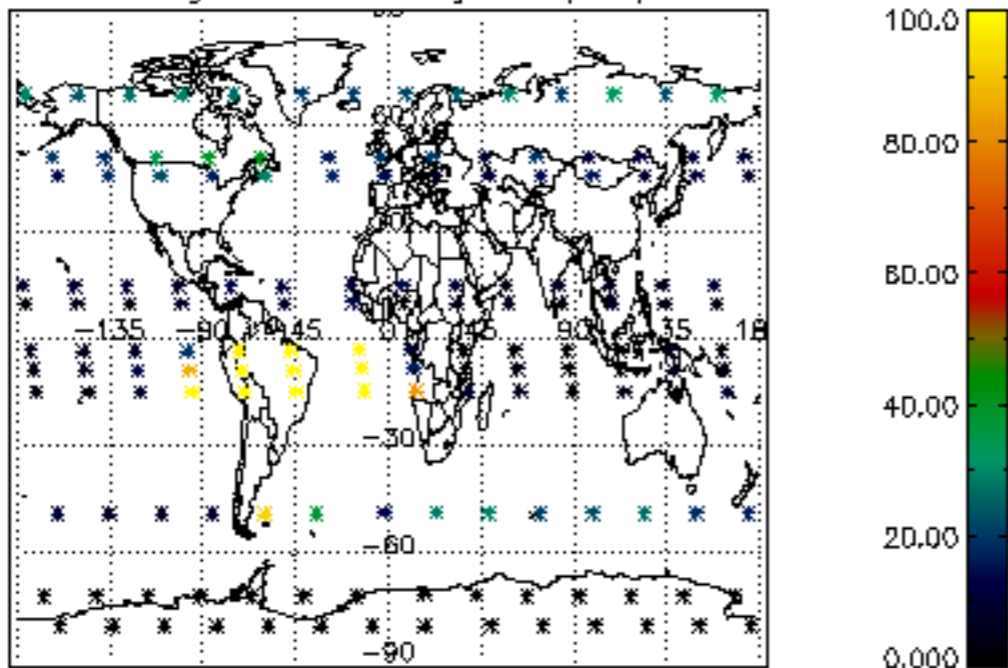
Percentage of flagged data per NO3 profile



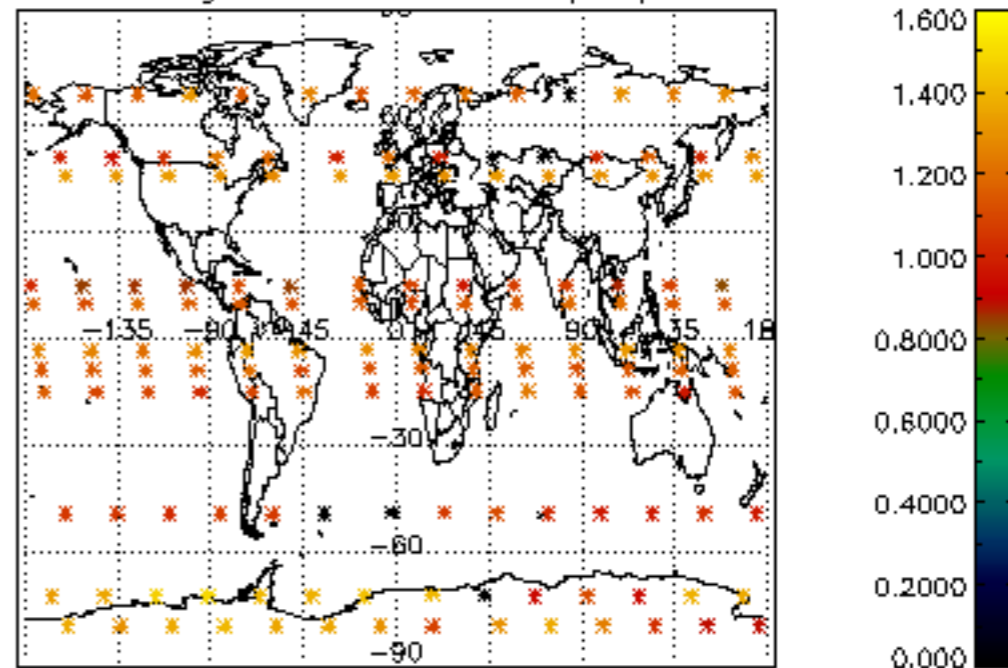




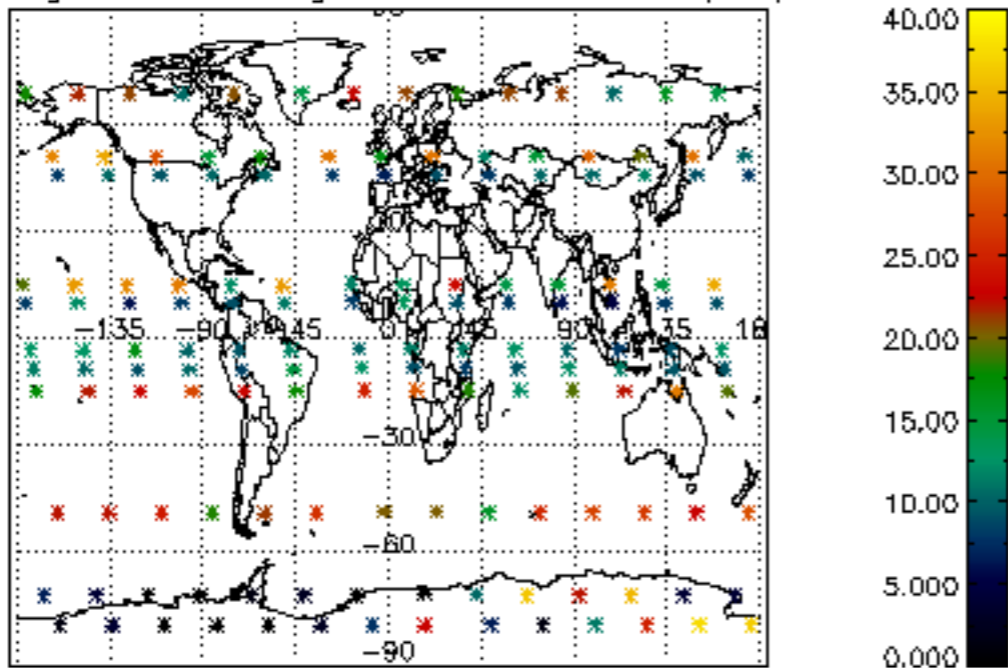
Percentage of cosmic ray hits per profile



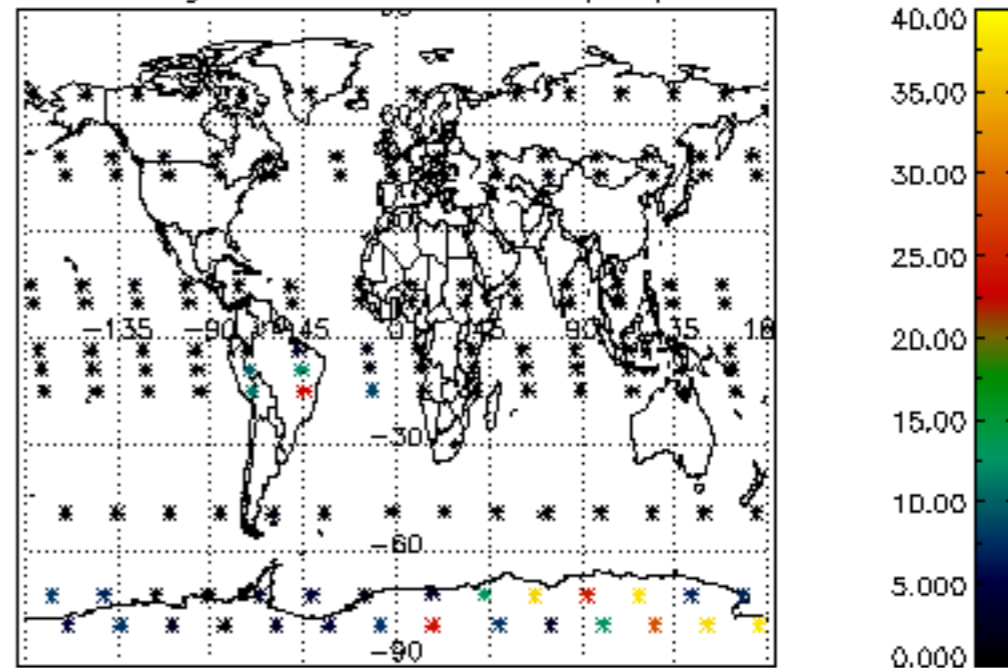
Percentage of datation errors per profile



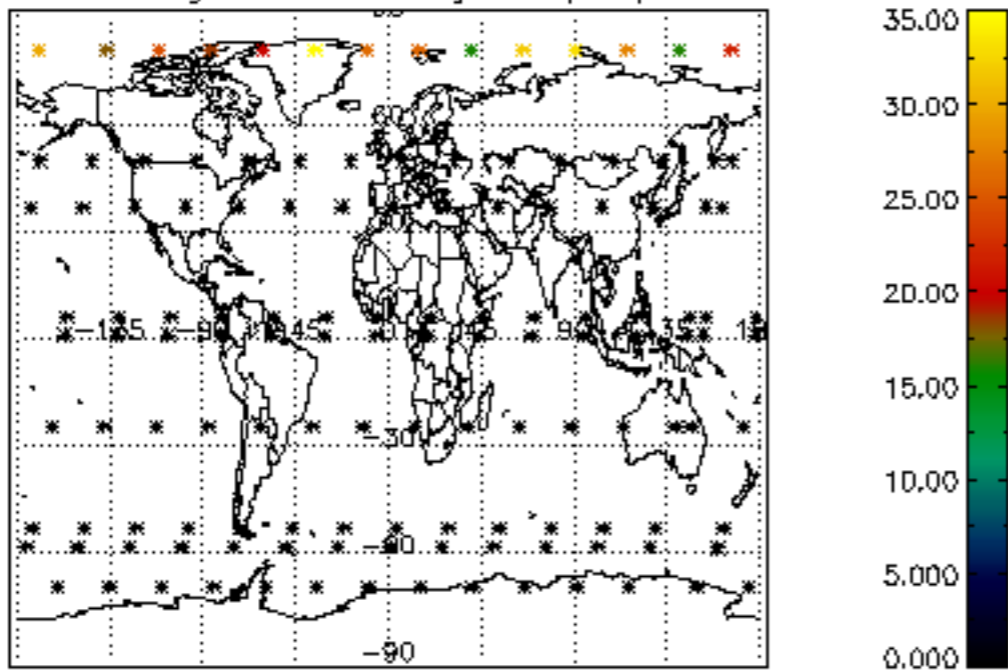
Percentage of star falling outside central band per profile



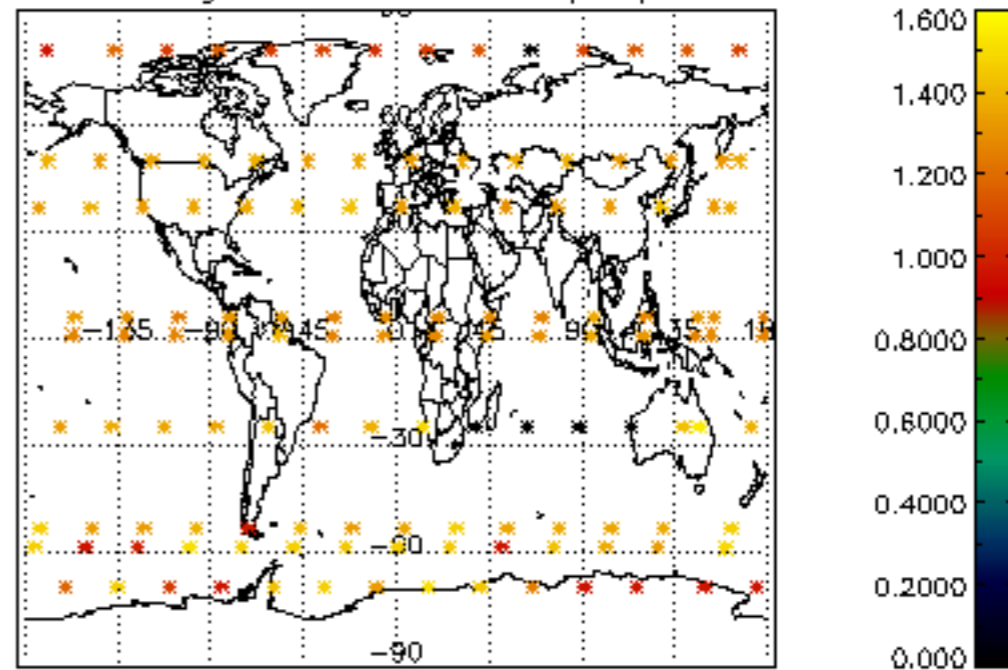
Percentage of saturation errors per profile



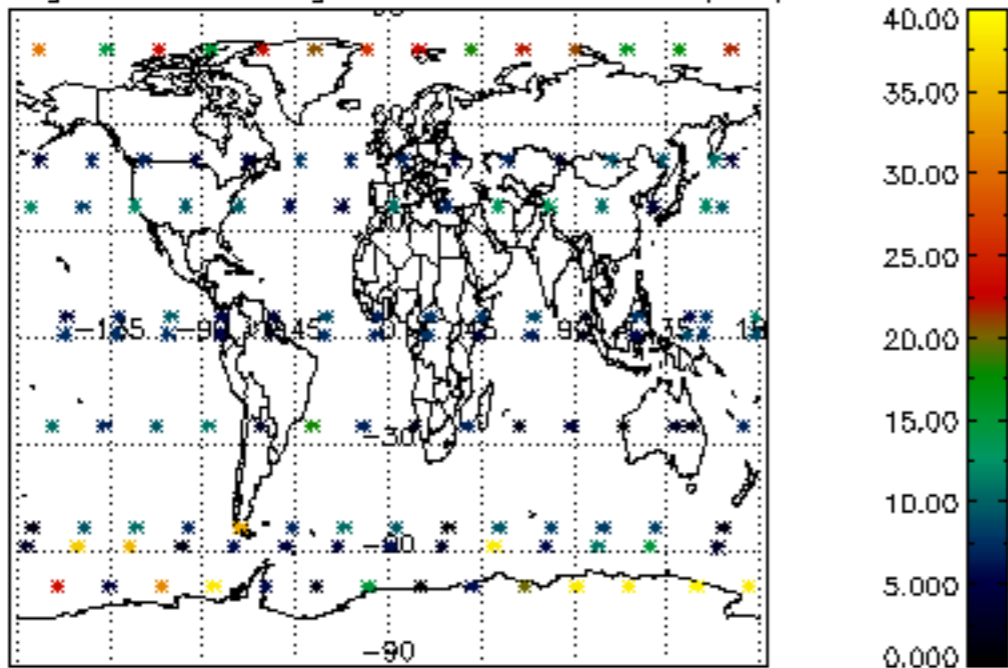
Percentage of cosmic ray hits per profile



Percentage of datation errors per profile



Percentage of star falling outside central band per profile



Percentage of saturation errors per profile

