

GOMOS Level 2 Daily Report

SUMMARY

[1. General Info](#)

[2. Summary of processed GOM_NL_2P products](#)

[3. Level 2 Quality information per product](#)

[3.1 Plot of level 2 quality information per product \(time dependant\)](#)

[3.2 Plot of level 2 quality information per product \(world map\)](#)

[4. Level 1 Quality information per product \(stored on level 2 products\)](#)

[4.1 Plot of level 1 quality information per product \(time dependant\)](#)

[4.1.1 Plot of level 1 quality information per product \(time dependant\): ASCENDING](#)

[4.1.2 Plot of level 1 quality information per product \(time dependant\): DESCENDING](#)

[4.2 Plot of level 1 quality information per product \(world map\)](#)

[4.2.1 Plot of level 1 quality information per product \(world map\): ASCENDING](#)

[4.2.2 Plot of level 1 quality information per product \(world map\): DESCENDING](#)

[5. Ozone profiles based on quality statistics and other trace gas profiles](#)

[5.1 Ozone statistics based on quality of products](#)

[5.2 Plot ozone profiles for all STD \(dark without errors\)](#)

[5.3 Plot ozone profiles where STD < 20% \(dark without errors\)](#)

[5.4. Plot ozone profiles where STD < 10% \(dark without errors\)](#)

[5.5. Plot ozone profiles where STD < 5% \(dark without errors\)](#)

[5.6 Plot NO2 profiles for all STD \(dark without errors\)](#)

[5.7 Plot NO3 profiles for all STD \(dark without errors\)](#)

[5.8 Plot H2O profiles \(only for occultations of stars 1,2,3,4,13,14,16,26,63 dark without errors\) for all STD](#)

[6. Auxiliary Data Files used for the production reported in section 2](#)

This report presents the daily analysis on parameters extracted from GOMOS level 2 data (GOM_NL__2P). It is intended to monitor some important parameters that will impact the quality of these products. A list of level 2 products (and content) that have arrived during the reporting day to the PCF is also given.

Item	Value
Time of report generation	23APR2013 06:56:16
Data source version	GOMOS/6.01
Start time of products	06-10-2007 (06OCT2007 00:00:00)
Stop time of products	07-10-2007 (07OCT2007 00:00:00)
Store outputs in DB	Yes
Nb of level 2 prods	241
Nb of prods with errors	0

2. Summary of processed GOM_NL__2P products.

Nr	Filename	UTC Start time	Limb	Duration	Star Id	Star Name	Star Mag	Star Temp	Nb Meas	Orbit	Prod. error
1	GOM_NL__2PRFIN20071006_003509_000000432062_00160_29272_0351.N1	06-OCT-2007 00:35:09	Dark	43.000	41	Eps Car	1.8600	4100.0	86	29272	No
2	GOM_NL__2PRFIN20071006_003701_000000442062_00160_29272_0352.N1	06-OCT-2007 00:37:01	Dark	44.000	161	Tau Pup	2.9310	4500.0	88	29272	No
3	GOM_NL__2PRFIN20071006_003825_000000612062_00160_29272_0353.N1	06-OCT-2007 00:38:25	Dark	61.000	2	Alp Car	-0.73600	7000.0	122	29272	No
4	GOM_NL__2PRFIN20071006_004721_000000392062_00160_29272_0354.N1	06-OCT-2007 00:47:21	Dark	38.500	143	Alp Hyi	2.8570	7200.0	77	29272	No
5	GOM_NL__2PRFIN20071006_004849_000000422062_00160_29272_0355.N1	06-OCT-2007 00:48:49	Dark	41.500	9	Alp Eri	0.45300	24000.	83	29272	No
6	GOM_NL__2PRFIN20071006_005404_000000402062_00160_29272_0356.N1	06-OCT-2007 00:54:04	Straylight	40.000	84	Alp Phe	2.3970	4500.0	80	29272	No
7	GOM_NL__2PRFIN20071006_010051_000000432062_00160_29272_0357.N1	06-OCT-2007 01:00:51	Straylight	42.500	52	16Bet Cet	2.0370	4500.0	85	29272	No
8	GOM_NL__2PRFIN20071006_011058_000000372062_00160_29272_0358.N1	06-OCT-2007 01:10:58	Bright	36.500	90	54Alp Peg	2.4870	11000.	73	29272	No
9	GOM_NL__2PRFIN20071006_011433_000000382062_00160_29272_0359.N1	06-OCT-2007 01:14:33	Bright	38.000	93	53Bet Peg	2.5200	3100.0	76	29272	No
10	GOM_NL__2PRFIN20071006_012328_000000362062_00160_29272_0360.N1	06-OCT-2007 01:23:28	Bright	35.500	68	18Alp Cas	2.2250	4500.0	71	29272	No
11	GOM_NL__2PRFIN20071006_012453_000000352062_00160_29272_0361.N1	06-OCT-2007 01:24:53	Bright	35.000	76	27Gam Cas	2.3000	30000.	70	29272	No
12	GOM_NL__2PRFIN20071006_013152_000000362062_00160_29272_0362.N1	06-OCT-2007 01:31:52	Bright	35.500	49	1Alp UMi	1.9900	6300.0	71	29272	No
13	GOM_NL__2PRFIN20071006_013957_000000372062_00160_29272_0363.N1	06-OCT-2007 01:39:57	Bright	37.000	36	50Alp UMa	1.8000	6300.0	74	29272	No
14	GOM_NL__2PRFIN20071006_014128_000000352062_00160_29272_0364.N1	06-OCT-2007 01:41:28	Bright	35.000	82	48Bet UMa	2.3650	10600.	70	29272	No
15	GOM_NL__2PRFIN20071006_014444_000000332062_00160_29272_0365.N1	06-OCT-2007 01:44:44	Bright	32.500	174	52Psi UMa	3.0040	4400.0	65	29272	No
16	GOM_NL__2PRFIN20071006_015126_000000362062_00160_29272_0366.N1	06-OCT-2007 01:51:26	Bright	36.000	166	17Eps Leo	2.9800	6000.0	72	29272	No
17	GOM_NL__2PRFIN20071006_015432_000000342062_00160_29272_0367.N1	06-OCT-2007 01:54:32	Bright	34.000	22	32Alp Leo	1.3600	15200.	68	29272	No
18	GOM_NL__2PRFIN20071006_020114_000000452062_00160_29272_0368.N1	06-OCT-2007 02:01:14	Twilight	45.000	48	30Alp Hya	1.9770	4100.0	90	29272	No
19	GOM_NL__2PRFIN20071006_021054_000000402062_00160_29272_0369.N1	06-OCT-2007 02:10:54	Dark	39.500	65	Lam Vel	2.2040	4400.0	79	29272	No
20	GOM_NL__2PRFIN20071006_021410_000000392062_00160_29272_0370.N1	06-OCT-2007 02:14:10	Dark	39.000	46	Del Vel	1.9540	10600.	78	29272	No
21	GOM_NL__2PRFIN20071006_021545_000000432062_00161_29273_0380.N1	06-OCT-2007 02:15:45	Dark	42.500	41	Eps Car	1.8600	4100.0	85	29273	No
22	GOM_NL__2PRFIN20071006_021738_000000462062_00161_29273_0381.N1	06-OCT-2007 02:17:38	Dark	46.000	161	Tau Pup	2.9310	4500.0	92	29273	No
23	GOM_NL__2PRFIN20071006_021902_000000492062_00161_29273_0382.N1	06-OCT-2007 02:19:02	Dark	48.500	2	Alp Car	-0.73600	7000.0	97	29273	No
24	GOM_NL__2PRFIN20071006_022757_000000382062_00161_29273_0383.N1	06-OCT-2007 02:27:57	Dark	37.500	143	Alp Hyi	2.8570	7200.0	75	29273	No
25	GOM_NL__2PRFIN20071006_022925_000000392062_00161_29273_0384.N1	06-OCT-2007 02:29:25	Dark	38.500	9	Alp Eri	0.45300	24000.	77	29273	No
26	GOM_NL__2PRFIN20071006_023440_000000442062_00161_29273_0385.N1	06-OCT-2007 02:34:40	Straylight	43.500	84	Alp Phe	2.3970	4500.0	87	29273	No
27	GOM_NL__2PRFIN20071006_024127_000000472062_00161_29273_0386.N1	06-OCT-2007 02:41:27	Straylight	47.000	52	16Bet Cet	2.0370	4500.0	94	29273	No
28	GOM_NL__2PRFIN20071006_025134_000000372062_00161_29273_0387.N1	06-OCT-2007 02:51:34	Bright	36.500	90	54Alp Peg	2.4870	11000.	73	29273	No
29	GOM_NL__2PRFIN20071006_025509_000000352062_00161_29273_0388.N1	06-OCT-2007 02:55:09	Bright	35.000	93	53Bet Peg	2.5200	3100.0	70	29273	No
30	GOM_NL__2PRFIN20071006_030403_000000392062_00161_29273_0389.N1	06-OCT-2007 03:04:03	Bright	38.500	68	18Alp Cas	2.2250	4500.0	77	29273	No
31	GOM_NL__2PRFIN20071006_030529_000000352062_00161_29273_0390.N1	06-OCT-2007 03:05:29	Bright	34.500	76	27Gam Cas	2.3000	30000.	69	29273	No
32	GOM_NL__2PRFIN20071006_031228_000000362062_00161_29273_0391.N1	06-OCT-2007 03:12:28	Bright	36.000	49	1Alp UMi	1.9900	6300.0	72	29273	No
33	GOM_NL__2PRFIN20071006_032033_000000372062_00161_29273_0392.N1	06-OCT-2007 03:20:33	Bright	36.500	36	50Alp UMa	1.8000	6300.0	73	29273	No
34	GOM_NL__2PRFIN20071006_032204_000000342062_00161_29273_0393.N1	06-OCT-2007 03:22:04	Bright	33.500	82	48Bet UMa	2.3650	10600.	67	29273	No
35	GOM_NL__2PRFIN20071006_032520_000000392062_00161_29273_0394.N1	06-OCT-2007 03:25:20	Bright	39.000	174	52Psi UMa	3.0040	4400.0	78	29273	No
36	GOM_NL__2PRFIN20071006_033202_000000372062_00161_29273_0395.N1	06-OCT-2007 03:32:02	Bright	36.500	166	17Eps Leo	2.9800	6000.0	73	29273	No
37	GOM_NL__2PRFIN20071006_033508_000000342062_00161_29273_0396.N1	06-OCT-2007 03:35:08	Bright	34.000	22	32Alp Leo	1.3600	15200.	68	29273	No
38	GOM_NL__2PRFIN20071006_034151_000000552062_00161_29273_0397.N1	06-OCT-2007 03:41:51	Twilight	55.000	48	30Alp Hya	1.9770	4100.0	110	29273	No
39	GOM_NL__2PRFIN20071006_035131_000000522062_00161_29273_0398.N1	06-OCT-2007 03:51:31	Dark	51.500	65	Lam Vel	2.2040	4400.0	103	29273	No
40	GOM_NL__2PRFIN20071006_035446_000000382062_00161_29273_0399.N1	06-OCT-2007 03:54:46	Dark	37.500	46	Del Vel	1.9540	10600.	75	29273	No
41	GOM_NL__2PRFIN20071006_035621_000000502062_00162_29274_0387.N1	06-OCT-2007 03:56:21	Dark	50.000	41	Eps Car	1.8600	4100.0	100	29274	No
42	GOM_NL__2PRFIN20071006_035815_000000472062_00162_29274_0388.N1	06-OCT-2007 03:58:15	Dark	47.000	161	Tau Pup	2.9310	4500.0	94	29274	No

43	GOM_NL__2PRFIN20071006_035939_000000472062_00162_29274_0389.N1	06-OCT-2007 03:59:39	Dark	47.000	2	Alp Car	-0.73600	7000.0	94	29274	No
44	GOM_NL__2PRFIN20071006_040834_000000382062_00162_29274_0390.N1	06-OCT-2007 04:08:34	Dark	38.000	143	Alp Hyi	2.8570	7200.0	76	29274	No
45	GOM_NL__2PRFIN20071006_041001_000000432062_00162_29274_0391.N1	06-OCT-2007 04:10:01	Dark	43.000	9	Alp Eri	0.45300	24000.	86	29274	No
46	GOM_NL__2PRFIN20071006_041516_000000392062_00162_29274_0392.N1	06-OCT-2007 04:15:16	Straylight	38.500	84	Alp Phe	2.3970	4500.0	77	29274	No
47	GOM_NL__2PRFIN20071006_042204_000000452062_00162_29274_0393.N1	06-OCT-2007 04:22:04	Straylight	45.000	52	16Bet Cet	2.0370	4500.0	90	29274	No
48	GOM_NL__2PRFIN20071006_043210_000000362062_00162_29274_0394.N1	06-OCT-2007 04:32:10	Bright	36.000	90	54Alp Peg	2.4870	11000.	72	29274	No
49	GOM_NL__2PRFIN20071006_043546_000000352062_00162_29274_0395.N1	06-OCT-2007 04:35:46	Bright	34.500	93	53Bet Peg	2.5200	3100.0	69	29274	No
50	GOM_NL__2PRFIN20071006_044439_000000402062_00162_29274_0396.N1	06-OCT-2007 04:44:39	Bright	39.500	68	18Alp Cas	2.2250	4500.0	79	29274	No
51	GOM_NL__2PRFIN20071006_044604_000000392062_00162_29274_0397.N1	06-OCT-2007 04:46:04	Bright	38.500	76	27Gam Cas	2.3000	30000.	77	29274	No
52	GOM_NL__2PRFIN20071006_045304_000000362062_00162_29274_0398.N1	06-OCT-2007 04:53:04	Bright	36.000	49	1Alp UMi	1.9900	6300.0	72	29274	No
53	GOM_NL__2PRFIN20071006_050109_000000362062_00162_29274_0399.N1	06-OCT-2007 05:01:09	Bright	36.000	36	50Alp UMa	1.8000	6300.0	72	29274	No
54	GOM_NL__2PRFIN20071006_050240_000000522062_00162_29274_0400.N1	06-OCT-2007 05:02:40	Bright	52.000	82	48Bet UMa	2.3650	10600.	104	29274	No
55	GOM_NL__2PRFIN20071006_050556_000000352062_00162_29274_0401.N1	06-OCT-2007 05:05:56	Bright	34.500	174	52Psi UMa	3.0040	4400.0	69	29274	No
56	GOM_NL__2PRFIN20071006_051238_000000362062_00162_29274_0402.N1	06-OCT-2007 05:12:38	Bright	36.000	166	17Eps Leo	2.9800	6000.0	72	29274	No
57	GOM_NL__2PRFIN20071006_051545_000000332062_00162_29274_0403.N1	06-OCT-2007 05:15:45	Bright	33.000	22	32Alp Leo	1.3600	15200.	66	29274	No
58	GOM_NL__2PRFIN20071006_052227_000000432062_00162_29274_0404.N1	06-OCT-2007 05:22:27	Twilight	43.000	48	30Alp Hya	1.9770	4100.0	86	29274	No
59	GOM_NL__2PRFIN20071006_053207_000000452062_00162_29274_0405.N1	06-OCT-2007 05:32:07	Dark	45.000	65	Lam Vel	2.2040	4400.0	90	29274	No
60	GOM_NL__2PRFIN20071006_053522_000000392062_00162_29274_0406.N1	06-OCT-2007 05:35:22	Dark	39.000	46	Del Vel	1.9540	10600.	78	29274	No
61	GOM_NL__2PRFIN20071006_053658_000000502062_00163_29275_0410.N1	06-OCT-2007 05:36:58	Dark	49.500	41	Eps Car	1.8600	4100.0	99	29275	No
62	GOM_NL__2PRFIN20071006_053852_000000442062_00163_29275_0411.N1	06-OCT-2007 05:38:52	Dark	43.500	161	Tau Pup	2.9310	4500.0	87	29275	No
63	GOM_NL__2PRFIN20071006_054016_000000592062_00163_29275_0412.N1	06-OCT-2007 05:40:16	Dark	58.500	2	Alp Car	-0.73600	7000.0	117	29275	No
64	GOM_NL__2PRFIN20071006_054910_000000382062_00163_29275_0413.N1	06-OCT-2007 05:49:10	Dark	38.000	143	Alp Hyi	2.8570	7200.0	76	29275	No
65	GOM_NL__2PRFIN20071006_055038_000000392062_00163_29275_0414.N1	06-OCT-2007 05:50:38	Dark	39.000	9	Alp Eri	0.45300	24000.	78	29275	No
66	GOM_NL__2PRFIN20071006_055552_000000412062_00163_29275_0415.N1	06-OCT-2007 05:55:52	Straylight	40.500	84	Alp Phe	2.3970	4500.0	81	29275	No
67	GOM_NL__2PRFIN20071006_060240_000000472062_00163_29275_0416.N1	06-OCT-2007 06:02:40	Straylight	46.500	52	16Bet Cet	2.0370	4500.0	93	29275	No
68	GOM_NL__2PRFIN20071006_061246_000000362062_00163_29275_0417.N1	06-OCT-2007 06:12:46	Bright	36.000	90	54Alp Peg	2.4870	11000.	72	29275	No
69	GOM_NL__2PRFIN20071006_061622_000000382062_00163_29275_0418.N1	06-OCT-2007 06:16:22	Bright	38.000	93	53Bet Peg	2.5200	3100.0	76	29275	No
70	GOM_NL__2PRFIN20071006_062515_000000392062_00163_29275_0419.N1	06-OCT-2007 06:25:15	Bright	39.000	68	18Alp Cas	2.2250	4500.0	78	29275	No
71	GOM_NL__2PRFIN20071006_062640_000000392062_00163_29275_0420.N1	06-OCT-2007 06:26:40	Bright	39.000	76	27Gam Cas	2.3000	30000.	78	29275	No
72	GOM_NL__2PRFIN20071006_063340_000000382062_00163_29275_0421.N1	06-OCT-2007 06:33:40	Bright	37.500	49	1Alp UMi	1.9900	6300.0	75	29275	No
73	GOM_NL__2PRFIN20071006_064145_000000372062_00163_29275_0422.N1	06-OCT-2007 06:41:45	Bright	36.500	36	50Alp UMa	1.8000	6300.0	73	29275	No
74	GOM_NL__2PRFIN20071006_064316_000000332062_00163_29275_0423.N1	06-OCT-2007 06:43:16	Bright	33.000	82	48Bet UMa	2.3650	10600.	66	29275	No
75	GOM_NL__2PRFIN20071006_064632_000000462062_00163_29275_0424.N1	06-OCT-2007 06:46:32	Bright	45.500	174	52Psi UMa	3.0040	4400.0	91	29275	No
76	GOM_NL__2PRFIN20071006_065314_000000352062_00163_29275_0425.N1	06-OCT-2007 06:53:14	Bright	34.500	166	17Eps Leo	2.9800	6000.0	69	29275	No
77	GOM_NL__2PRFIN20071006_065621_000000342062_00163_29275_0426.N1	06-OCT-2007 06:56:21	Bright	34.000	22	32Alp Leo	1.3600	15200.	68	29275	No
78	GOM_NL__2PRFIN20071006_070304_000000452062_00163_29275_0427.N1	06-OCT-2007 07:03:04	Twilight	45.000	48	30Alp Hya	1.9770	4100.0	90	29275	No
79	GOM_NL__2PRFIN20071006_071244_000000472062_00163_29275_0428.N1	06-OCT-2007 07:12:44	Dark	46.500	65	Lam Vel	2.2040	4400.0	93	29275	No
80	GOM_NL__2PRFIN20071006_071559_000000422062_00163_29275_0429.N1	06-OCT-2007 07:15:59	Dark	41.500	46	Del Vel	1.9540	10600.	83	29275	No
81	GOM_NL__2PRFIN20071006_071734_000000482062_00164_29276_0429.N1	06-OCT-2007 07:17:34	Dark	47.500	41	Eps Car	1.8600	4100.0	95	29276	No
82	GOM_NL__2PRFIN20071006_071928_000000412062_00164_29276_0430.N1	06-OCT-2007 07:19:28	Dark	40.500	161	Tau Pup	2.9310	4500.0	81	29276	No
83	GOM_NL__2PRFIN20071006_072053_000000612062_00164_29276_0431.N1	06-OCT-2007 07:20:53	Dark	60.500	2	Alp Car	-0.73600	7000.0	121	29276	No
84	GOM_NL__2PRFIN20071006_072947_000000382062_00164_29276_0432.N1	06-OCT-2007 07:29:47	Dark	38.000	143	Alp Hyi	2.8570	7200.0	76	29276	No
85	GOM_NL__2PRFIN20071006_073114_000000402062_00164_29276_0433.N1	06-OCT-2007 07:31:14	Dark	39.500	9	Alp Eri	0.45300	24000.	79	29276	No
86	GOM_NL__2PRFIN20071006_073629_000000432062_00164_29276_0434.N1	06-OCT-2007 07:36:29	Straylight	42.500	84	Alp Phe	2.3970	4500.0	85	29276	No
87	GOM_NL__2PRFIN20071006_074316_000000492062_00164_29276_0435.N1	06-OCT-2007 07:43:16	Straylight	48.500	52	16Bet Cet	2.0370	4500.0	97	29276	No
88	GOM_NL__2PRFIN20071006_075322_000000372062_00164_29276_0436.N1	06-OCT-2007 07:53:22	Bright	36.500	90	54Alp Peg	2.4870	11000.	73	29276	No
89	GOM_NL__2PRFIN20071006_075658_000000362062_00164_29276_0437.N1	06-OCT-2007 07:56:58	Bright	35.500	93	53Bet Peg	2.5200	3100.0	71	29276	No
90	GOM_NL__2PRFIN20071006_080550_000000402062_00164_29276_0438.N1	06-OCT-2007 08:05:50	Bright	40.000	68	18Alp Cas	2.2250	4500.0	80	29276	No
91	GOM_NL__2PRFIN20071006_080716_000000392062_00164_29276_0439.N1	06-OCT-2007 08:07:16	Bright	38.500	76	27Gam Cas	2.3000	30000.	77	29276	No
92	GOM_NL__2PRFIN20071006_081416_000000372062_00164_29276_0440.N1	06-OCT-2007 08:14:16	Bright	36.500	49	1Alp UMi	1.9900	6300.0	73	29276	No
93	GOM_NL__2PRFIN20071006_082221_000000362062_00164_29276_0441.N1	06-OCT-2007 08:22:21	Bright	36.000	36	50Alp UMa	1.8000	6300.0	72	29276	No
94	GOM_NL__2PRFIN20071006_082352_000000352062_00164_29276_0442.N1	06-OCT-2007 08:23:52	Bright	35.000	82	48Bet UMa	2.3650	10600.	70	29276	No
95	GOM_NL__2PRFIN20071006_082708_000000342062_00164_29276_0443.N1	06-OCT-2007 08:27:08	Bright	34.000	174	52Psi UMa	3.0040	4400.0	68	29276	No
96	GOM_NL__2PRFIN20071006_083351_000000372062_00164_29276_0444.N1	06-OCT-2007 08:33:51	Bright	36.500	166	17Eps Leo	2.9800	6000.0	73	29276	No
97	GOM_NL__2PRFIN20071006_083657_000000352062_00164_29276_0445.N1	06-OCT-2007 08:36:57	Bright	35.000	22	32Alp Leo	1.3600	15200.	70	29276	No
98	GOM_NL__2PRFIN20071006_084340_000000462062_00164_29276_0446.N1	06-OCT-2007 08:43:40	Twilight	45.500	48	30Alp Hya	1.9770	4100.0	91	29276	No
99	GOM_NL__2PRFIN20071006_085320_000000522062_00164_29276_0447.N1	06-OCT-2007 08:53:20	Dark	52.000	65	Lam Vel	2.2040	4400.0	104	29276	No
100	GOM_NL__2PRFIN20071006_085635_000000422062_00164_29276_0448.N1	06-OCT-2007 08:56:35	Dark	42.000	46	Del Vel	1.9540	10600.	84	29276	No
101	GOM_NL__2PRFIN20071006_085811_000000392062_00165_29277_0445.N1	06-OCT-2007 08:58:11	Dark	39.000	41	Eps Car	1.8600	4100.0	78	29277	No

102	GOM_NL__2PRFIN20071006_090005_000000452062_00165_29277_0446.N1	06-OCT-2007 09:00:05	Dark	45.000	161	Tau Pup	2.9310	4500.0	90	29277	No
103	GOM_NL__2PRFIN20071006_090129_000000422062_00165_29277_0447.N1	06-OCT-2007 09:01:29	Dark	42.000	2	Alp Car	-0.73600	7000.0	84	29277	No
104	GOM_NL__2PRFIN20071006_091023_000000402062_00165_29277_0448.N1	06-OCT-2007 09:10:23	Dark	39.500	143	Alp Hyi	2.8570	7200.0	79	29277	No
105	GOM_NL__2PRFIN20071006_091150_000000462062_00165_29277_0449.N1	06-OCT-2007 09:11:50	Dark	46.000	9	Alp Eri	0.45300	24000.	92	29277	No
106	GOM_NL__2PRFIN20071006_091705_000000412062_00165_29277_0450.N1	06-OCT-2007 09:17:05	Straylight	41.000	84	Alp Phe	2.3970	4500.0	82	29277	No
107	GOM_NL__2PRFIN20071006_092352_000000472062_00165_29277_0451.N1	06-OCT-2007 09:23:52	Straylight	47.000	52	16Bet Cet	2.0370	4500.0	94	29277	No
108	GOM_NL__2PRFIN20071006_093358_000000362062_00165_29277_0452.N1	06-OCT-2007 09:33:58	Bright	35.500	90	54Alp Peg	2.4870	11000.	71	29277	No
109	GOM_NL__2PRFIN20071006_093734_000000372062_00165_29277_0453.N1	06-OCT-2007 09:37:34	Bright	36.500	93	53Bet Peg	2.5200	3100.0	73	29277	No
110	GOM_NL__2PRFIN20071006_094626_000000402062_00165_29277_0454.N1	06-OCT-2007 09:46:26	Bright	40.000	68	18Alp Cas	2.2250	4500.0	80	29277	No
111	GOM_NL__2PRFIN20071006_094751_000000392062_00165_29277_0455.N1	06-OCT-2007 09:47:51	Bright	38.500	76	27Gam Cas	2.3000	30000.	77	29277	No
112	GOM_NL__2PRFIN20071006_095452_000000362062_00165_29277_0456.N1	06-OCT-2007 09:54:52	Bright	36.000	49	1Alp UMi	1.9900	6300.0	72	29277	No
113	GOM_NL__2PRFIN20071006_100257_000000352062_00165_29277_0457.N1	06-OCT-2007 10:02:57	Bright	35.000	36	50Alp UMa	1.8000	6300.0	70	29277	No
114	GOM_NL__2PRFIN20071006_100428_000000342062_00165_29277_0458.N1	06-OCT-2007 10:04:28	Bright	34.000	82	48Bet UMa	2.3650	10600.	68	29277	No
115	GOM_NL__2PRFIN20071006_100744_000000382062_00165_29277_0459.N1	06-OCT-2007 10:07:44	Bright	37.500	174	52Psi UMa	3.0040	4400.0	75	29277	No
116	GOM_NL__2PRFIN20071006_101427_000000362062_00165_29277_0460.N1	06-OCT-2007 10:14:27	Bright	35.500	166	17Eps Leo	2.9800	6000.0	71	29277	No
117	GOM_NL__2PRFIN20071006_101733_000000332062_00165_29277_0461.N1	06-OCT-2007 10:17:33	Bright	33.000	22	32Alp Leo	1.3600	15200.	66	29277	No
118	GOM_NL__2PRFIN20071006_102417_000000492062_00165_29277_0462.N1	06-OCT-2007 10:24:17	Twilight	48.500	48	30Alp Hya	1.9770	4100.0	97	29277	No
119	GOM_NL__2PRFIN20071006_103356_000000462062_00165_29277_0463.N1	06-OCT-2007 10:33:56	Dark	45.500	65	Lam Vel	2.2040	4400.0	91	29277	No
120	GOM_NL__2PRFIN20071006_103712_000000382062_00165_29277_0464.N1	06-OCT-2007 10:37:12	Dark	37.500	46	Del Vel	1.9540	10600.	75	29277	No
121	GOM_NL__2PRFIN20071006_103847_000000402062_00166_29278_0455.N1	06-OCT-2007 10:38:47	Dark	39.500	41	Eps Car	1.8600	4100.0	79	29278	No
122	GOM_NL__2PRFIN20071006_104042_000000442062_00166_29278_0456.N1	06-OCT-2007 10:40:42	Dark	44.000	161	Tau Pup	2.9310	4500.0	88	29278	No
123	GOM_NL__2PRFIN20071006_104206_000000462062_00166_29278_0457.N1	06-OCT-2007 10:42:06	Dark	46.000	2	Alp Car	-0.73600	7000.0	92	29278	No
124	GOM_NL__2PRFIN20071006_105059_000000382062_00166_29278_0458.N1	06-OCT-2007 10:50:59	Dark	38.000	143	Alp Hyi	2.8570	7200.0	76	29278	No
125	GOM_NL__2PRFIN20071006_105227_000000432062_00166_29278_0459.N1	06-OCT-2007 10:52:27	Dark	42.500	9	Alp Eri	0.45300	24000.	85	29278	No
126	GOM_NL__2PRFIN20071006_105741_000000402062_00166_29278_0460.N1	06-OCT-2007 10:57:41	Straylight	40.000	84	Alp Phe	2.3970	4500.0	80	29278	No
127	GOM_NL__2PRFIN20071006_110428_000000452062_00166_29278_0461.N1	06-OCT-2007 11:04:28	Straylight	44.500	52	16Bet Cet	2.0370	4500.0	89	29278	No
128	GOM_NL__2PRFIN20071006_111434_000000362062_00166_29278_0462.N1	06-OCT-2007 11:14:34	Bright	36.000	90	54Alp Peg	2.4870	11000.	72	29278	No
129	GOM_NL__2PRFIN20071006_111810_000000382062_00166_29278_0463.N1	06-OCT-2007 11:18:10	Bright	37.500	93	53Bet Peg	2.5200	3100.0	75	29278	No
130	GOM_NL__2PRFIN20071006_112702_000000392062_00166_29278_0464.N1	06-OCT-2007 11:27:02	Bright	39.000	68	18Alp Cas	2.2250	4500.0	78	29278	No
131	GOM_NL__2PRFIN20071006_112827_000000382062_00166_29278_0465.N1	06-OCT-2007 11:28:27	Bright	37.500	76	27Gam Cas	2.3000	30000.	75	29278	No
132	GOM_NL__2PRFIN20071006_113528_000000362062_00166_29278_0466.N1	06-OCT-2007 11:35:28	Bright	36.000	49	1Alp UMi	1.9900	6300.0	72	29278	No
133	GOM_NL__2PRFIN20071006_114333_000000382062_00166_29278_0467.N1	06-OCT-2007 11:43:33	Bright	37.500	36	50Alp UMa	1.8000	6300.0	75	29278	No
134	GOM_NL__2PRFIN20071006_114504_000000342062_00166_29278_0468.N1	06-OCT-2007 11:45:04	Bright	34.000	82	48Bet UMa	2.3650	10600.	68	29278	No
135	GOM_NL__2PRFIN20071006_114820_000000322062_00166_29278_0469.N1	06-OCT-2007 11:48:20	Bright	32.000	174	52Psi UMa	3.0040	4400.0	64	29278	No
136	GOM_NL__2PRFIN20071006_115503_000000362062_00166_29278_0470.N1	06-OCT-2007 11:55:03	Bright	35.500	166	17Eps Leo	2.9800	6000.0	71	29278	No
137	GOM_NL__2PRFIN20071006_115809_000000372062_00166_29278_0471.N1	06-OCT-2007 11:58:09	Bright	37.000	22	32Alp Leo	1.3600	15200.	74	29278	No
138	GOM_NL__2PRFIN20071006_120453_000000472062_00166_29278_0472.N1	06-OCT-2007 12:04:53	Twilight	47.000	48	30Alp Hya	1.9770	4100.0	94	29278	No
139	GOM_NL__2PRFIN20071006_121433_000000412062_00166_29278_0473.N1	06-OCT-2007 12:14:33	Dark	40.500	65	Lam Vel	2.2040	4400.0	81	29278	No
140	GOM_NL__2PRFIN20071006_121748_000000382062_00166_29278_0474.N1	06-OCT-2007 12:17:48	Dark	38.000	46	Del Vel	1.9540	10600.	76	29278	No
141	GOM_NL__2PRFIN20071006_121923_000000492062_00167_29279_0476.N1	06-OCT-2007 12:19:23	Dark	49.000	41	Eps Car	1.8600	4100.0	98	29279	No
142	GOM_NL__2PRFIN20071006_140155_000000432062_00168_29280_0487.N1	06-OCT-2007 14:01:55	Dark	43.000	161	Tau Pup	2.9310	4500.0	86	29280	No
143	GOM_NL__2PRFIN20071006_140319_000000462062_00168_29280_0488.N1	06-OCT-2007 14:03:19	Dark	45.500	2	Alp Car	-0.73600	7000.0	91	29280	No
144	GOM_NL__2PRFIN20071006_141211_000000382062_00168_29280_0489.N1	06-OCT-2007 14:12:11	Dark	38.000	143	Alp Hyi	2.8570	7200.0	76	29280	No
145	GOM_NL__2PRFIN20071006_141339_000000422062_00168_29280_0490.N1	06-OCT-2007 14:13:39	Dark	41.500	9	Alp Eri	0.45300	24000.	83	29280	No
146	GOM_NL__2PRFIN20071006_141853_000000462062_00168_29280_0491.N1	06-OCT-2007 14:18:53	Straylight	45.500	84	Alp Phe	2.3970	4500.0	91	29280	No
147	GOM_NL__2PRFIN20071006_142540_000000462062_00168_29280_0492.N1	06-OCT-2007 14:25:40	Straylight	46.000	52	16Bet Cet	2.0370	4500.0	92	29280	No
148	GOM_NL__2PRFIN20071006_143546_000000362062_00168_29280_0493.N1	06-OCT-2007 14:35:46	Bright	35.500	90	54Alp Peg	2.4870	11000.	71	29280	No
149	GOM_NL__2PRFIN20071006_143922_000000362062_00168_29280_0494.N1	06-OCT-2007 14:39:22	Bright	36.000	93	53Bet Peg	2.5200	3100.0	72	29280	No
150	GOM_NL__2PRFIN20071006_144813_000000402062_00168_29280_0495.N1	06-OCT-2007 14:48:13	Bright	40.000	68	18Alp Cas	2.2250	4500.0	80	29280	No
151	GOM_NL__2PRFIN20071006_153721_000000412062_00168_29280_0496.N1	06-OCT-2007 15:37:21	Dark	41.000	70	Zet Pup	2.2460	39000.	82	29280	No
152	GOM_NL__2PRFIN20071006_153900_000000382062_00168_29280_0497.N1	06-OCT-2007 15:39:00	Dark	38.000	46	Del Vel	1.9540	10600.	76	29280	No
153	GOM_NL__2PRFIN20071006_154232_000000432062_00169_29281_0501.N1	06-OCT-2007 15:42:32	Dark	43.000	161	Tau Pup	2.9310	4500.0	86	29281	No
154	GOM_NL__2PRFIN20071006_154356_000000462062_00169_29281_0502.N1	06-OCT-2007 15:43:56	Dark	45.500	2	Alp Car	-0.73600	7000.0	91	29281	No
155	GOM_NL__2PRFIN20071006_155248_000000382062_00169_29281_0503.N1	06-OCT-2007 15:52:48	Dark	37.500	143	Alp Hyi	2.8570	7200.0	75	29281	No
156	GOM_NL__2PRFIN20071006_155415_000000412062_00169_29281_0504.N1	06-OCT-2007 15:54:15	Dark	41.000	9	Alp Eri	0.45300	24000.	82	29281	No
157	GOM_NL__2PRFIN20071006_155929_000000432062_00169_29281_0505.N1	06-OCT-2007 15:59:29	Straylight	42.500	84	Alp Phe	2.3970	4500.0	85	29281	No
158	GOM_NL__2PRFIN20071006_160616_000000492062_00169_29281_0506.N1	06-OCT-2007 16:06:16	Straylight	48.500	52	16Bet Cet	2.0370	4500.0	97	29281	No
159	GOM_NL__2PRFIN20071006_161622_000000372062_00169_29281_0507.N1	06-OCT-2007 16:16:22	Bright	36.500	90	54Alp Peg	2.4870	11000.	73	29281	No
160	GOM_NL__2PRFIN20071006_161958_000000362062_00169_29281_0508.N1	06-OCT-2007 16:19:58	Bright	35.500	93	53Bet Peg	2.5200	3100.0	71	29281	No

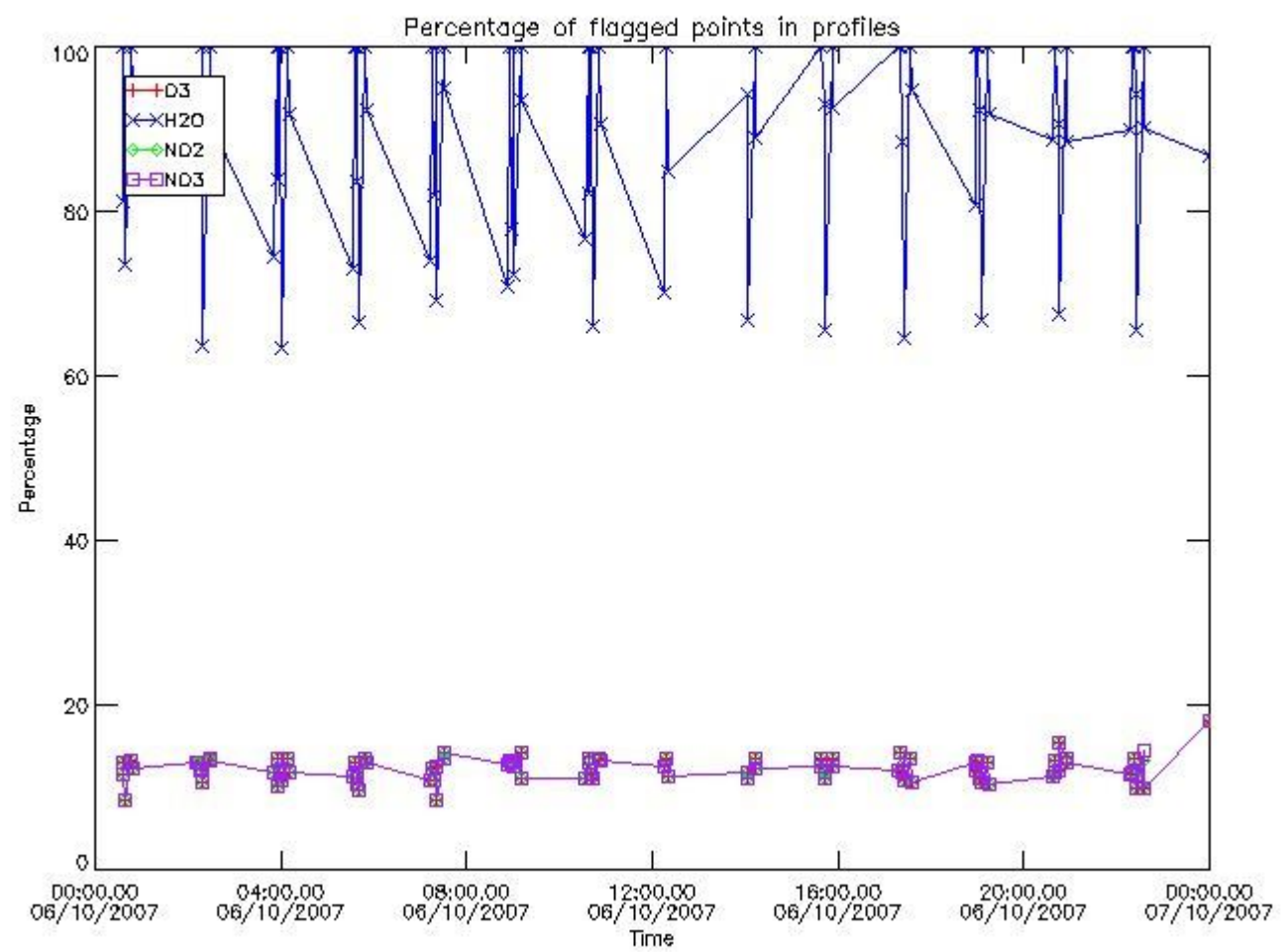
161	GOM_NL__2PRFIN20071006_162848_000000402062_00169_29281_0509.N1	06-OCT-2007 16:28:48	Bright	40.000	68	18Alp Cas	2.2250	4500.0	80	29281	No
162	GOM_NL__2PRFIN20071006_171758_000000432062_00169_29281_0510.N1	06-OCT-2007 17:17:58	Dark	42.500	70	Zet Pup	2.2460	39000.	85	29281	No
163	GOM_NL__2PRFIN20071006_171937_000000402062_00169_29281_0511.N1	06-OCT-2007 17:19:37	Dark	39.500	46	Del Vel	1.9540	10600.	79	29281	No
164	GOM_NL__2PRFIN20071006_172309_000000442062_00170_29282_0515.N1	06-OCT-2007 17:23:09	Dark	43.500	161	Tau Pup	2.9310	4500.0	87	29282	No
165	GOM_NL__2PRFIN20071006_172433_000000472062_00170_29282_0516.N1	06-OCT-2007 17:24:33	Dark	47.000	2	Alp Car	-0.73600	7000.0	94	29282	No
166	GOM_NL__2PRFIN20071006_173324_000000382062_00170_29282_0517.N1	06-OCT-2007 17:33:24	Dark	37.500	143	Alp Hyi	2.8570	7200.0	75	29282	No
167	GOM_NL__2PRFIN20071006_173452_000000482062_00170_29282_0518.N1	06-OCT-2007 17:34:52	Dark	47.500	9	Alp Eri	0.45300	24000.	95	29282	No
168	GOM_NL__2PRFIN20071006_174006_000000432062_00170_29282_0519.N1	06-OCT-2007 17:40:06	Straylight	43.000	84	Alp Phe	2.3970	4500.0	86	29282	No
169	GOM_NL__2PRFIN20071006_174652_000000492062_00170_29282_0520.N1	06-OCT-2007 17:46:52	Straylight	49.000	52	16Bet Cet	2.0370	4500.0	98	29282	No
170	GOM_NL__2PRFIN20071006_175659_000000372062_00170_29282_0521.N1	06-OCT-2007 17:56:59	Bright	36.500	90	54Alp Peg	2.4870	11000.	73	29282	No
171	GOM_NL__2PRFIN20071006_180034_000000362062_00170_29282_0522.N1	06-OCT-2007 18:00:34	Bright	35.500	93	53Bet Peg	2.5200	3100.0	71	29282	No
172	GOM_NL__2PRFIN20071006_180924_000000402062_00170_29282_0523.N1	06-OCT-2007 18:09:24	Bright	40.000	68	18Alp Cas	2.2250	4500.0	80	29282	No
173	GOM_NL__2PRFIN20071006_181049_000000392062_00170_29282_0524.N1	06-OCT-2007 18:10:49	Bright	38.500	76	27Gam Cas	2.3000	30000.	77	29282	No
174	GOM_NL__2PRFIN20071006_181752_000000372062_00170_29282_0525.N1	06-OCT-2007 18:17:52	Bright	36.500	49	1Alp UMi	1.9900	6300.0	73	29282	No
175	GOM_NL__2PRFIN20071006_182557_000000352062_00170_29282_0526.N1	06-OCT-2007 18:25:57	Bright	34.500	36	50Alp UMa	1.8000	6300.0	69	29282	No
176	GOM_NL__2PRFIN20071006_182728_000000522062_00170_29282_0527.N1	06-OCT-2007 18:27:28	Bright	52.000	82	48Bet UMa	2.3650	10600.	104	29282	No
177	GOM_NL__2PRFIN20071006_183044_000000522062_00170_29282_0528.N1	06-OCT-2007 18:30:44	Bright	52.000	174	52Psi UMa	3.0040	4400.0	104	29282	No
178	GOM_NL__2PRFIN20071006_183727_000000412062_00170_29282_0529.N1	06-OCT-2007 18:37:27	Bright	41.000	166	17Eps Leo	2.9800	6000.0	82	29282	No
179	GOM_NL__2PRFIN20071006_184034_000000392062_00170_29282_0530.N1	06-OCT-2007 18:40:34	Bright	39.000	22	32Alp Leo	1.3600	15200.	78	29282	No
180	GOM_NL__2PRFIN20071006_184719_000000472062_00170_29282_0531.N1	06-OCT-2007 18:47:19	Twilight	46.500	48	30Alp Hya	1.9770	4100.0	93	29282	No
181	GOM_NL__2PRFIN20071006_185658_000000402062_00170_29282_0532.N1	06-OCT-2007 18:56:58	Dark	39.500	65	Lam Vel	2.2040	4400.0	79	29282	No
182	GOM_NL__2PRFIN20071006_185835_000000422062_00170_29282_0533.N1	06-OCT-2007 18:58:35	Dark	42.000	70	Zet Pup	2.2460	39000.	84	29282	No
183	GOM_NL__2PRFIN20071006_190013_000000392062_00170_29282_0534.N1	06-OCT-2007 19:00:13	Dark	38.500	46	Del Vel	1.9540	10600.	77	29282	No
184	GOM_NL__2PRFIN20071006_190345_000000462062_00171_29283_0547.N1	06-OCT-2007 19:03:45	Dark	46.000	161	Tau Pup	2.9310	4500.0	92	29283	No
185	GOM_NL__2PRFIN20071006_190509_000000492062_00171_29283_0548.N1	06-OCT-2007 19:05:09	Dark	48.500	2	Alp Car	-0.73600	7000.0	97	29283	No
186	GOM_NL__2PRFIN20071006_191400_000000402062_00171_29283_0549.N1	06-OCT-2007 19:14:00	Dark	39.500	143	Alp Hyi	2.8570	7200.0	79	29283	No
187	GOM_NL__2PRFIN20071006_191528_000000492062_00171_29283_0550.N1	06-OCT-2007 19:15:28	Dark	49.000	9	Alp Eri	0.45300	24000.	98	29283	No
188	GOM_NL__2PRFIN20071006_192042_000000422062_00171_29283_0551.N1	06-OCT-2007 19:20:42	Straylight	41.500	84	Alp Phe	2.3970	4500.0	83	29283	No
189	GOM_NL__2PRFIN20071006_192728_000000512062_00171_29283_0552.N1	06-OCT-2007 19:27:28	Straylight	51.000	52	16Bet Cet	2.0370	4500.0	102	29283	No
190	GOM_NL__2PRFIN20071006_193735_000000362062_00171_29283_0553.N1	06-OCT-2007 19:37:35	Bright	35.500	90	54Alp Peg	2.4870	11000.	71	29283	No
191	GOM_NL__2PRFIN20071006_194110_000000362062_00171_29283_0554.N1	06-OCT-2007 19:41:10	Bright	35.500	93	53Bet Peg	2.5200	3100.0	71	29283	No
192	GOM_NL__2PRFIN20071006_195000_000000412062_00171_29283_0555.N1	06-OCT-2007 19:50:00	Bright	40.500	68	18Alp Cas	2.2250	4500.0	81	29283	No
193	GOM_NL__2PRFIN20071006_195125_000000392062_00171_29283_0556.N1	06-OCT-2007 19:51:25	Bright	39.000	76	27Gam Cas	2.3000	30000.	78	29283	No
194	GOM_NL__2PRFIN20071006_195828_000000382062_00171_29283_0557.N1	06-OCT-2007 19:58:28	Bright	37.500	49	1Alp UMi	1.9900	6300.0	75	29283	No
195	GOM_NL__2PRFIN20071006_200633_000000362062_00171_29283_0558.N1	06-OCT-2007 20:06:33	Bright	36.000	36	50Alp UMa	1.8000	6300.0	72	29283	No
196	GOM_NL__2PRFIN20071006_200804_000000522062_00171_29283_0559.N1	06-OCT-2007 20:08:04	Bright	52.000	82	48Bet UMa	2.3650	10600.	104	29283	No
197	GOM_NL__2PRFIN20071006_201121_000000442062_00171_29283_0560.N1	06-OCT-2007 20:11:21	Bright	44.000	174	52Psi UMa	3.0040	4400.0	88	29283	No
198	GOM_NL__2PRFIN20071006_201803_000000372062_00171_29283_0561.N1	06-OCT-2007 20:18:03	Bright	36.500	166	17Eps Leo	2.9800	6000.0	73	29283	No
199	GOM_NL__2PRFIN20071006_202110_000000362062_00171_29283_0562.N1	06-OCT-2007 20:21:10	Bright	36.000	22	32Alp Leo	1.3600	15200.	72	29283	No
200	GOM_NL__2PRFIN20071006_202755_000000542062_00171_29283_0563.N1	06-OCT-2007 20:27:55	Twilight	53.500	48	30Alp Hya	1.9770	4100.0	107	29283	No
201	GOM_NL__2PRFIN20071006_203735_000000452062_00171_29283_0564.N1	06-OCT-2007 20:37:35	Dark	45.000	65	Lam Vel	2.2040	4400.0	90	29283	No
202	GOM_NL__2PRFIN20071006_203911_000000442062_00171_29283_0565.N1	06-OCT-2007 20:39:11	Dark	43.500	70	Zet Pup	2.2460	39000.	87	29283	No
203	GOM_NL__2PRFIN20071006_204050_000000392062_00171_29283_0566.N1	06-OCT-2007 20:40:50	Dark	38.500	46	Del Vel	1.9540	10600.	77	29283	No
204	GOM_NL__2PRFIN20071006_204422_000000432062_00172_29284_0567.N1	06-OCT-2007 20:44:22	Dark	42.500	161	Tau Pup	2.9310	4500.0	85	29284	No
205	GOM_NL__2PRFIN20071006_204546_000000502062_00172_29284_0568.N1	06-OCT-2007 20:45:46	Dark	49.500	2	Alp Car	-0.73600	7000.0	99	29284	No
206	GOM_NL__2PRFIN20071006_205437_000000382062_00172_29284_0569.N1	06-OCT-2007 20:54:37	Dark	37.500	143	Alp Hyi	2.8570	7200.0	75	29284	No
207	GOM_NL__2PRFIN20071006_205604_000000392062_00172_29284_0570.N1	06-OCT-2007 20:56:04	Dark	39.000	9	Alp Eri	0.45300	24000.	78	29284	No
208	GOM_NL__2PRFIN20071006_210118_000000422062_00172_29284_0571.N1	06-OCT-2007 21:01:18	Straylight	42.000	84	Alp Phe	2.3970	4500.0	84	29284	No
209	GOM_NL__2PRFIN20071006_210804_000000462062_00172_29284_0572.N1	06-OCT-2007 21:08:04	Straylight	45.500	52	16Bet Cet	2.0370	4500.0	91	29284	No
210	GOM_NL__2PRFIN20071006_211811_000000352062_00172_29284_0573.N1	06-OCT-2007 21:18:11	Bright	34.500	90	54Alp Peg	2.4870	11000.	69	29284	No
211	GOM_NL__2PRFIN20071006_212146_000000372062_00172_29284_0574.N1	06-OCT-2007 21:21:46	Bright	36.500	93	53Bet Peg	2.5200	3100.0	73	29284	No
212	GOM_NL__2PRFIN20071006_213035_000000412062_00172_29284_0575.N1	06-OCT-2007 21:30:35	Bright	40.500	68	18Alp Cas	2.2250	4500.0	81	29284	No
213	GOM_NL__2PRFIN20071006_213201_000000392062_00172_29284_0576.N1	06-OCT-2007 21:32:01	Bright	39.000	76	27Gam Cas	2.3000	30000.	78	29284	No
214	GOM_NL__2PRFIN20071006_213904_000000372062_00172_29284_0577.N1	06-OCT-2007 21:39:04	Bright	36.500	49	1Alp UMi	1.9900	6300.0	73	29284	No
215	GOM_NL__2PRFIN20071006_214709_000000372062_00172_29284_0578.N1	06-OCT-2007 21:47:09	Bright	36.500	36	50Alp UMa	1.8000	6300.0	73	29284	No
216	GOM_NL__2PRFIN20071006_214840_000000362062_00172_29284_0579.N1	06-OCT-2007 21:48:40	Bright	36.000	82	48Bet UMa	2.3650	10600.	72	29284	No
217	GOM_NL__2PRFIN20071006_215157_000000522062_00172_29284_0580.N1	06-OCT-2007 21:51:57	Bright	52.000	174	52Psi UMa	3.0040	4400.0	104	29284	No
218	GOM_NL__2PRFIN20071006_215840_000000422062_00172_29284_0581.N1	06-OCT-2007 21:58:40	Bright	42.000	166	17Eps Leo	2.9800	6000.0	84	29284	No
219	GOM_NL__2PRFIN20071006_220146_000000362062_00172_29284_0582.N1	06-OCT-2007 22:01:46	Bright	36.000	22	32Alp Leo	1.3600	15200.	72	29284	No

220	GOM_NL__2PRFIN20071006_220832_000000472062_00172_29284_0583.N1	06-OCT-2007 22:08:32	Twilight	46.500	48	30Alp Hya	1.9770	4100.0	93	29284	No
221	GOM_NL__2PRFIN20071006_221811_000000452062_00172_29284_0584.N1	06-OCT-2007 22:18:11	Dark	44.500	65	Lam Vel	2.2040	4400.0	89	29284	No
222	GOM_NL__2PRFIN20071006_221948_000000442062_00172_29284_0585.N1	06-OCT-2007 22:19:48	Dark	43.500	70	Zet Pup	2.2460	39000.	87	29284	No
223	GOM_NL__2PRFIN20071006_222126_000000382062_00172_29284_0586.N1	06-OCT-2007 22:21:26	Dark	37.500	46	Del Vel	1.9540	10600.	75	29284	No
224	GOM_NL__2PRFIN20071006_222459_000000442062_00173_29285_0578.N1	06-OCT-2007 22:24:59	Dark	44.000	161	Tau Pup	2.9310	4500.0	88	29285	No
225	GOM_NL__2PRFIN20071006_222623_000000572062_00173_29285_0579.N1	06-OCT-2007 22:26:23	Dark	57.000	2	Alp Car	-0.73600	7000.0	114	29285	No
226	GOM_NL__2PRFIN20071006_223513_000000422062_00173_29285_0580.N1	06-OCT-2007 22:35:13	Dark	42.000	143	Alp Hyi	2.8570	7200.0	84	29285	No
227	GOM_NL__2PRFIN20071006_223640_000000512062_00173_29285_0581.N1	06-OCT-2007 22:36:40	Dark	51.000	9	Alp Eri	0.45300	24000.	102	29285	No
228	GOM_NL__2PRFIN20071006_224154_000000422062_00173_29285_0582.N1	06-OCT-2007 22:41:54	Straylight	42.000	84	Alp Phe	2.3970	4500.0	84	29285	No
229	GOM_NL__2PRFIN20071006_224840_000000452062_00173_29285_0583.N1	06-OCT-2007 22:48:40	Straylight	44.500	52	16Bet Cet	2.0370	4500.0	89	29285	No
230	GOM_NL__2PRFIN20071006_225847_000000362062_00173_29285_0584.N1	06-OCT-2007 22:58:47	Bright	35.500	90	54Alp Peg	2.4870	11000.	71	29285	No
231	GOM_NL__2PRFIN20071006_230222_000000392062_00173_29285_0585.N1	06-OCT-2007 23:02:22	Bright	38.500	93	53Bet Peg	2.5200	3100.0	77	29285	No
232	GOM_NL__2PRFIN20071006_231111_000000402062_00173_29285_0586.N1	06-OCT-2007 23:11:11	Bright	39.500	68	18Alp Cas	2.2250	4500.0	79	29285	No
233	GOM_NL__2PRFIN20071006_231236_000000392062_00173_29285_0587.N1	06-OCT-2007 23:12:36	Bright	38.500	76	27Gam Cas	2.3000	30000.	77	29285	No
234	GOM_NL__2PRFIN20071006_231940_000000362062_00173_29285_0588.N1	06-OCT-2007 23:19:40	Bright	36.000	49	1Alp UMi	1.9900	6300.0	72	29285	No
235	GOM_NL__2PRFIN20071006_232745_000000372062_00173_29285_0589.N1	06-OCT-2007 23:27:45	Bright	36.500	36	50Alp UMa	1.8000	6300.0	73	29285	No
236	GOM_NL__2PRFIN20071006_232916_000000352062_00173_29285_0590.N1	06-OCT-2007 23:29:16	Bright	34.500	82	48Bet UMa	2.3650	10600.	69	29285	No
237	GOM_NL__2PRFIN20071006_233233_000000522062_00173_29285_0591.N1	06-OCT-2007 23:32:33	Bright	52.000	174	52Psi UMa	3.0040	4400.0	104	29285	No
238	GOM_NL__2PRFIN20071006_233916_000000422062_00173_29285_0592.N1	06-OCT-2007 23:39:16	Bright	42.000	166	17Eps Leo	2.9800	6000.0	84	29285	No
239	GOM_NL__2PRFIN20071006_234223_000000342062_00173_29285_0593.N1	06-OCT-2007 23:42:23	Bright	34.000	22	32Alp Leo	1.3600	15200.	68	29285	No
240	GOM_NL__2PRFIN20071006_234908_000000432062_00173_29285_0594.N1	06-OCT-2007 23:49:08	Twilight	43.000	48	30Alp Hya	1.9770	4100.0	86	29285	No
241	GOM_NL__2PRFIN20071006_235847_000000422062_00173_29285_0595.N1	06-OCT-2007 23:58:47	Dark	42.000	65	Lam Vel	2.2040	4400.0	84	29285	No

3. Quality information per product

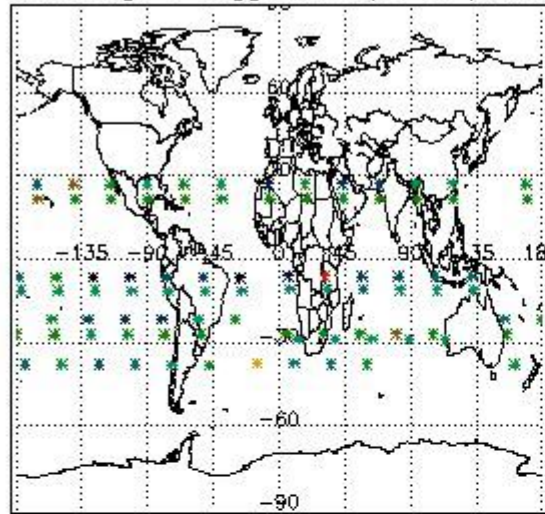
In this section it is plotted some information contained in the Quality Summary data set of the level 2 products. Only products in dark limb conditions and without errors (error flag in the MPH set to "0") are used.

3.1 Plot quality information per product (time dependant)

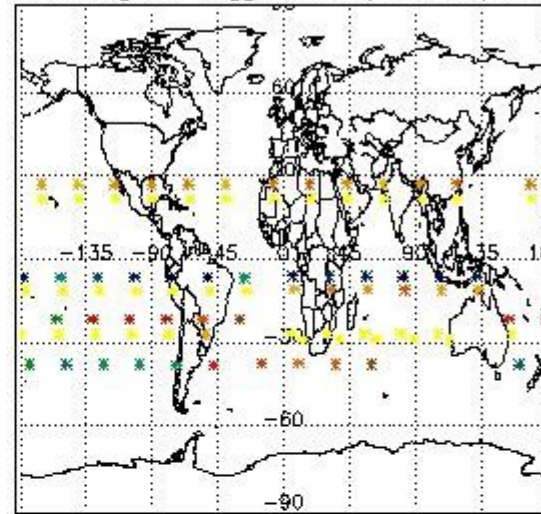


3.2 Plot quality information per product (world map)

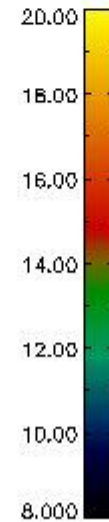
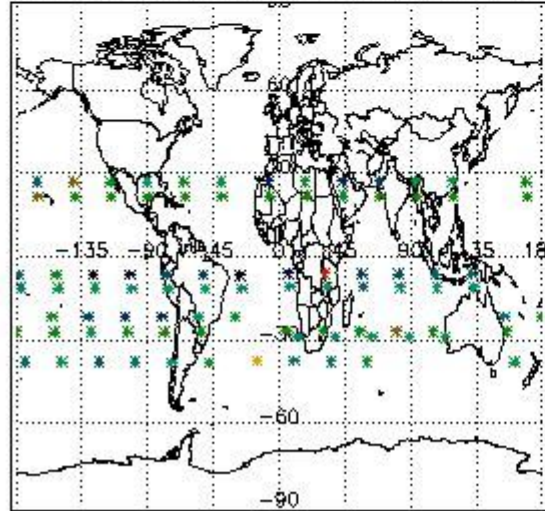
Percentage of flagged data per O3 profile



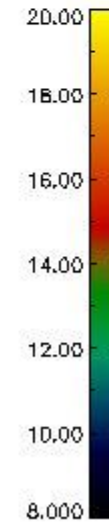
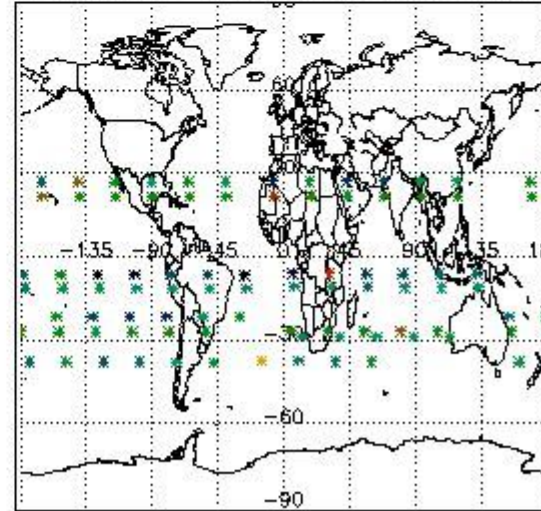
Percentage of flagged data per H2O profile



Percentage of flagged data per NO2 profile



Percentage of flagged data per NO3 profile

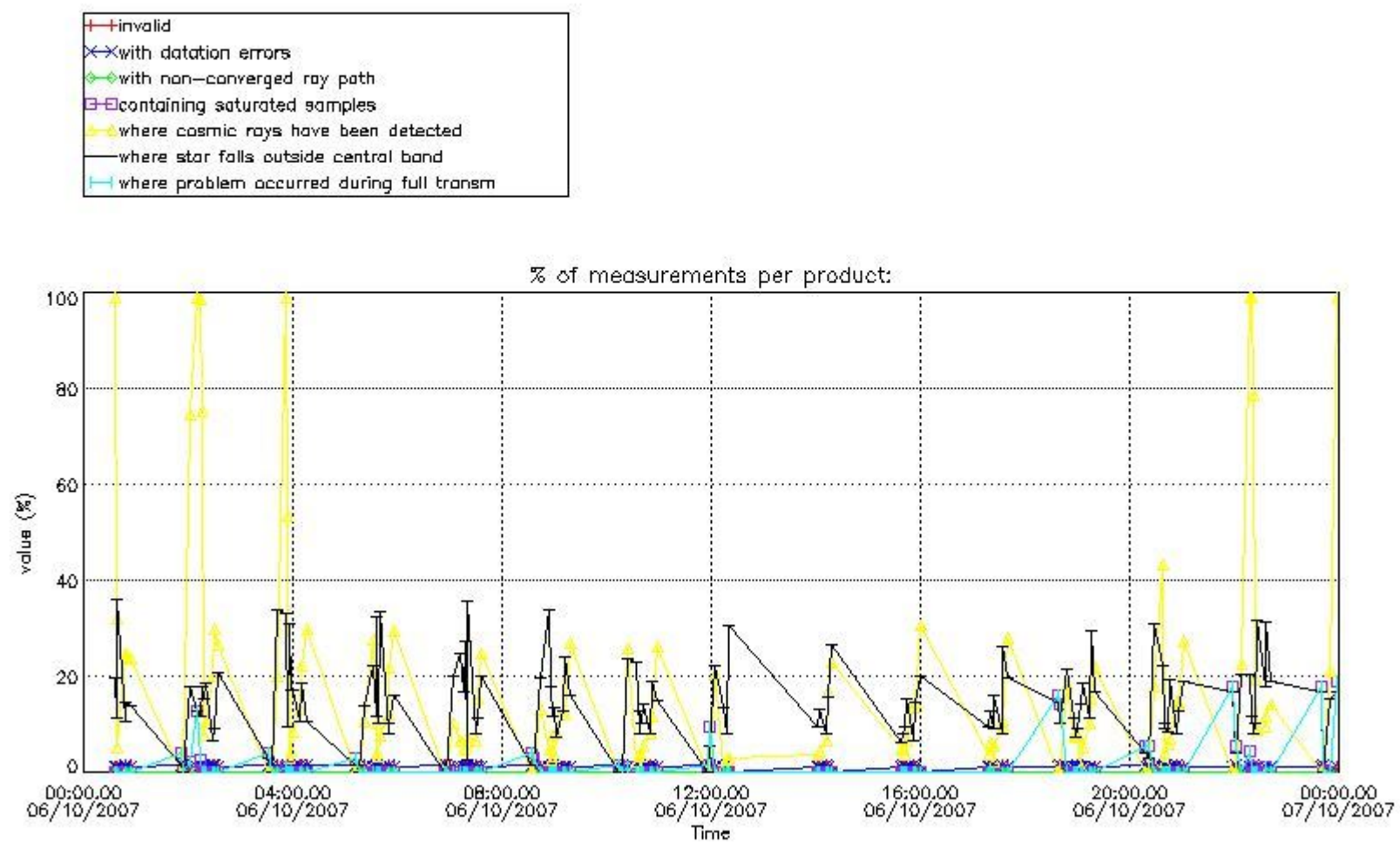


4. Level 1 quality information per product

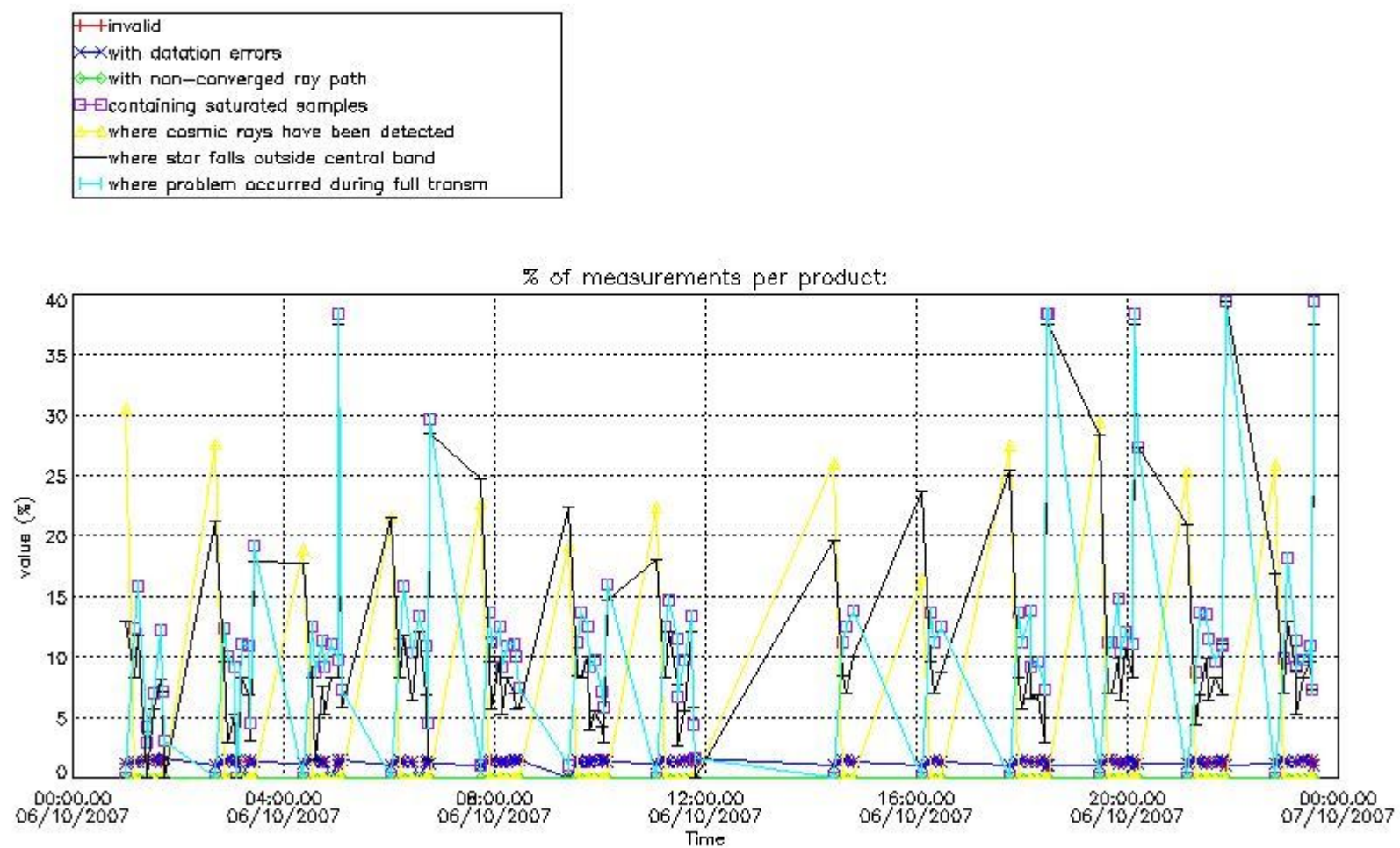
In this section it is plotted some information contained in the Quality Summary data set of the level 2 products that comes from the level 1b processing. Products without errors (error flag in the MPH set to "0") are used.

4.1 Plot quality information per product (time dependant) coming from level 1b processing

4.1.1 Plot level 1 quality information per product (time dependant): ENVISAT ASCENDING passes



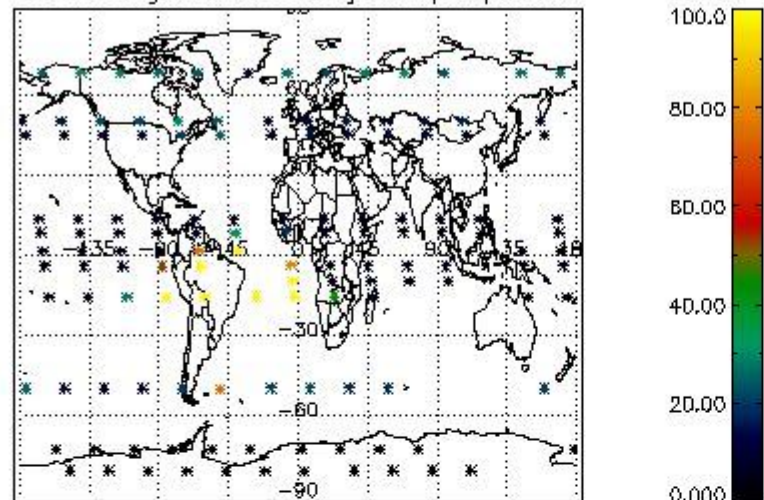
4.1.2 Plot level 1 quality information per product (time dependant): ENVI SAT DESCENDING passes



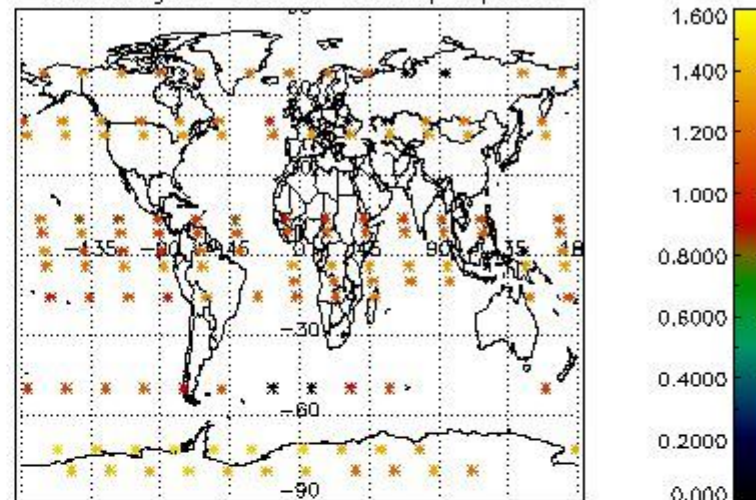
4.2 Plot quality information per product coming from level 1b processing (world map)

4.2.1 Plot level 1 quality information per product (world map): ENVISAT ASCENDING passes

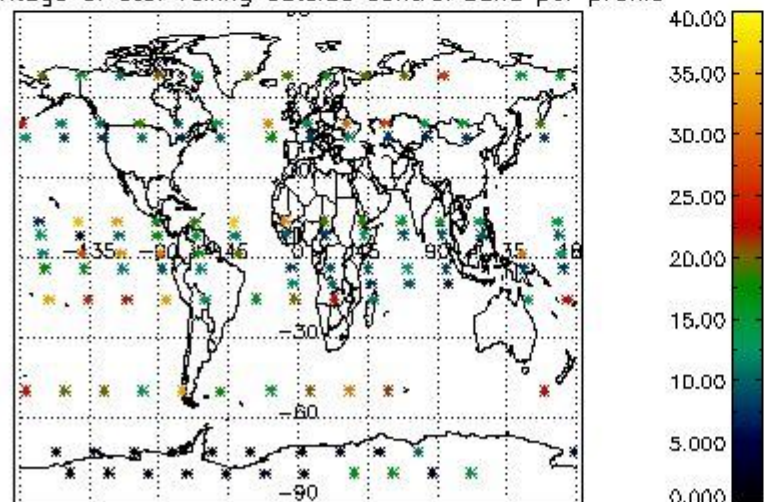
Percentage of cosmic ray hits per profile



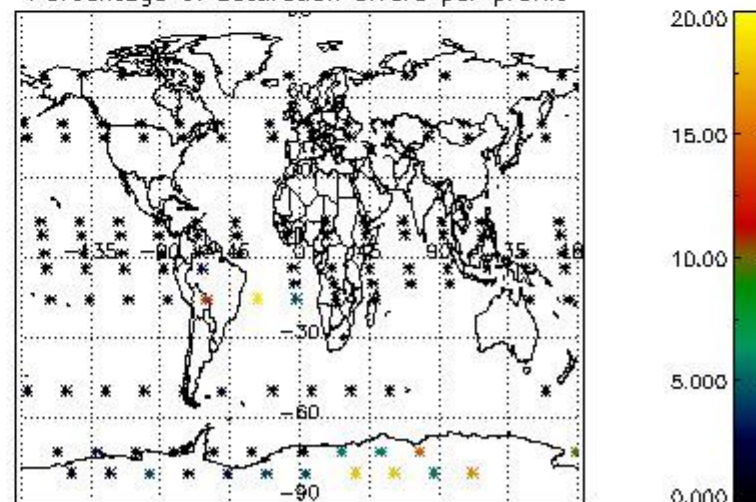
Percentage of datation errors per profile



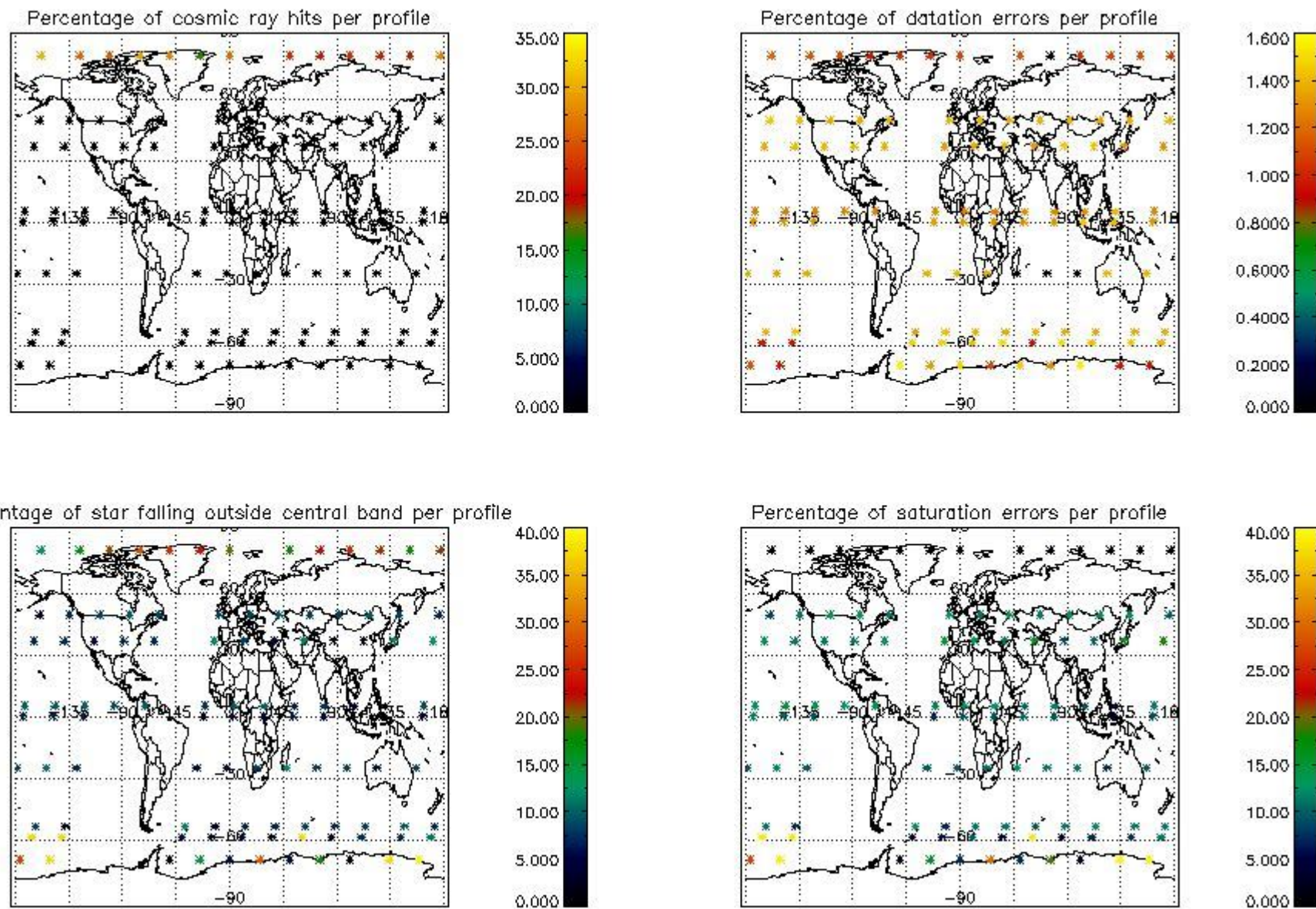
Percentage of star falling outside central band per profile



Percentage of saturation errors per profile



4.2.2 Plot level 1 quality information per product (world map): ENVISAT DESCENDING passes



5. Trace gas profiles

5.1 Ozone statistics based on quality of products

The final quality of the products can be "measured" using the STD (Standard Deviation) attached to every point profile. This information is written to the parameter GOM_NL__2P/NL_LOCAL_SPECIES_DENSITY/o3_std of the level 2 products. The table below shows the statistics for given STD ranges.

The statistics are given with respect to the overall valid production:

- Products without fatal errors: GOM_NL__2P/MPH/PRODUCT_ERR=0
- Valid point profile: GOM_NL__2P/NL_LOCAL_SPECIES_DENSITY/pcd(0)=0

The 'Criteria' is applied to valid points of dark limb products:

- Products in dark limb illumination condition: GOM_NL__2P/NL_SUMMARY_QUALITY/obs_ill_cond=0
- Products without fatal errors: GOM_NL__2P/MPH/PRODUCT_ERR=0
- Valid point profile: GOM_NL__2P/NL_LOCAL_SPECIES_DENSITY/pcd(0)=0

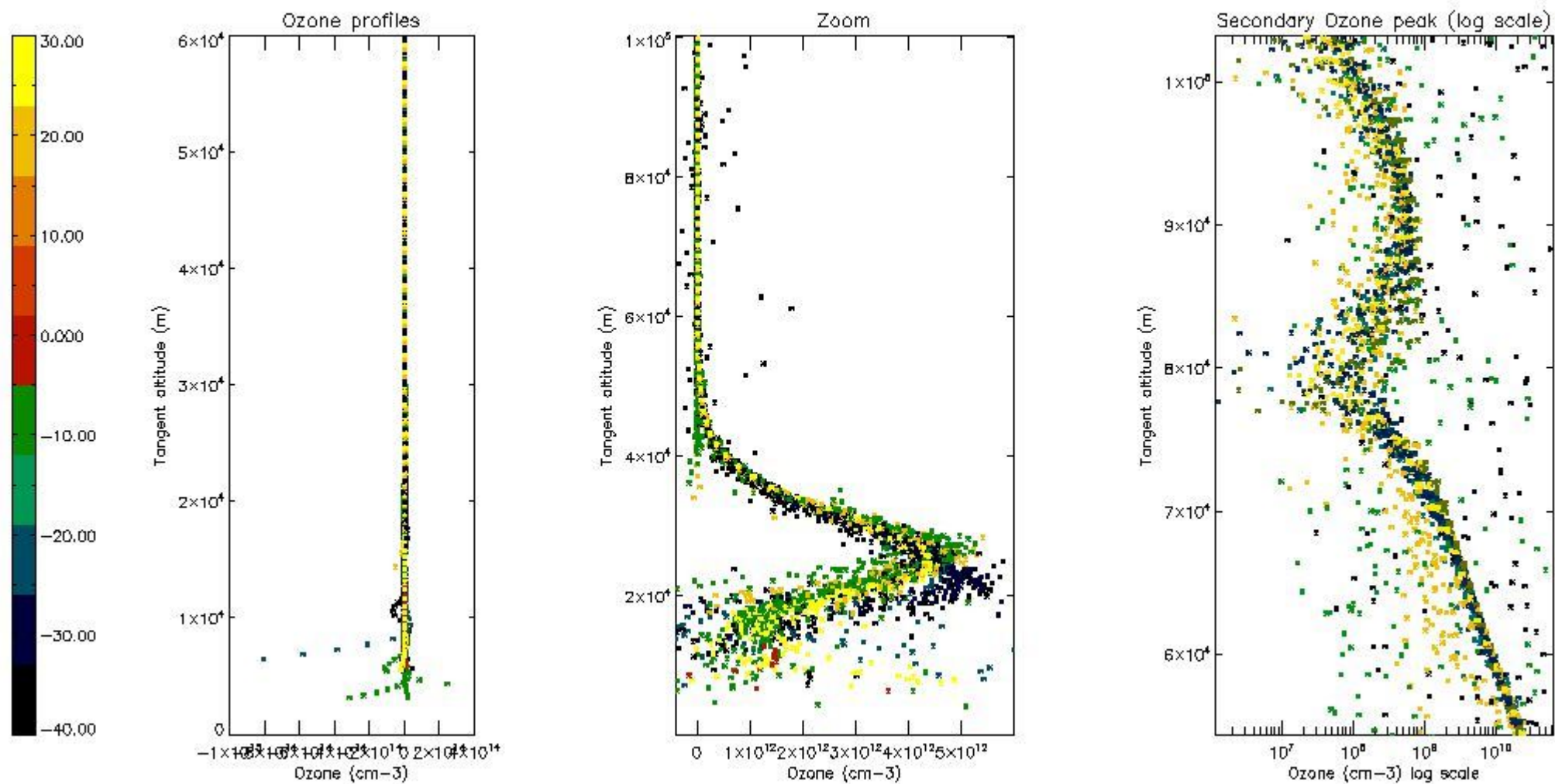
So, the table below shows the percentage of dark limb and valid observations for each criteria with respect to the overall valid daily observations.

Criteria	% of total production
All STD	40
STD < 20	21

STD < 10	16
STD < 5	10

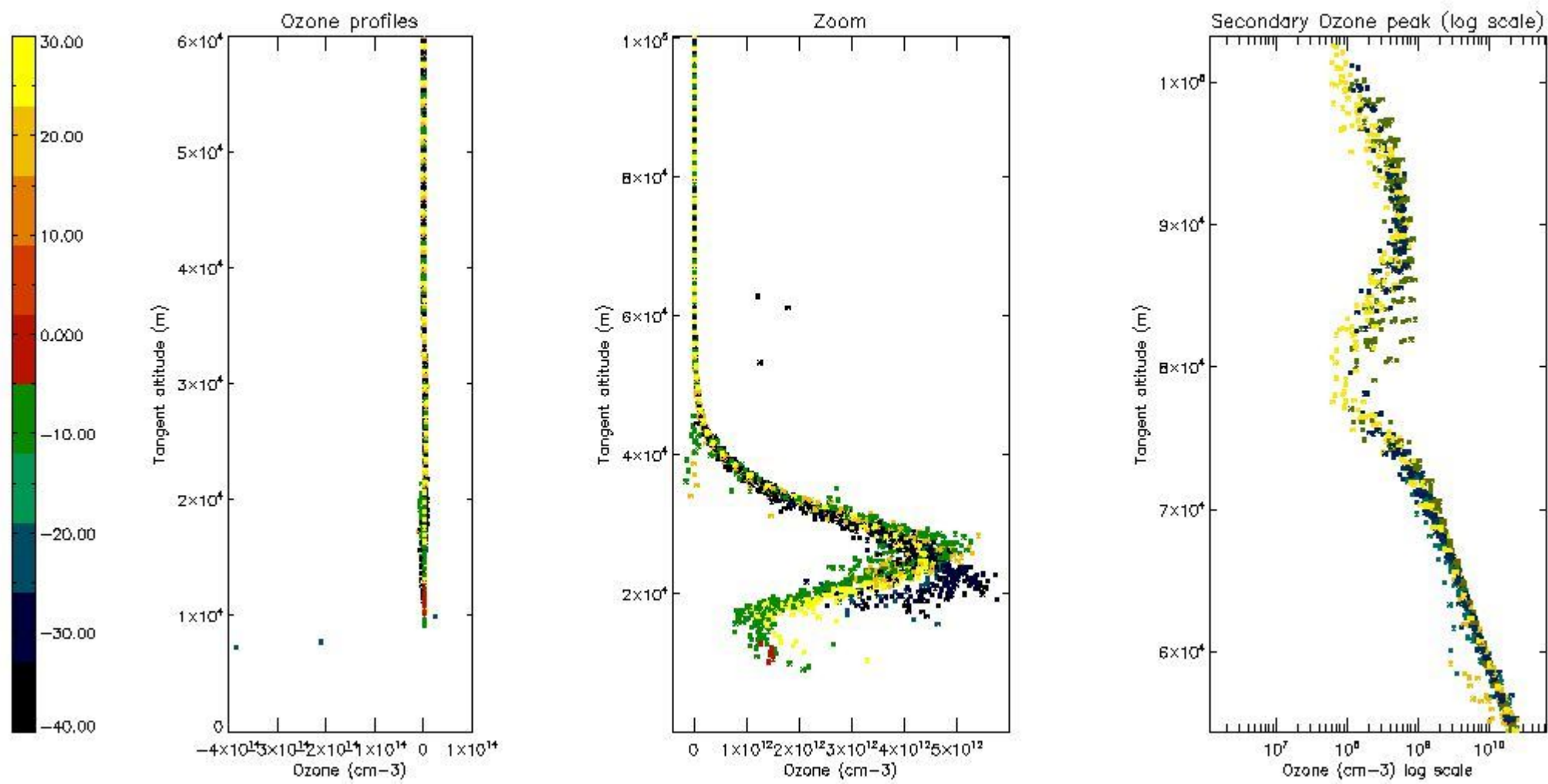
5.2 Plot ozone profiles for all STD (dark without errors)

The colorbar represents the latitude.



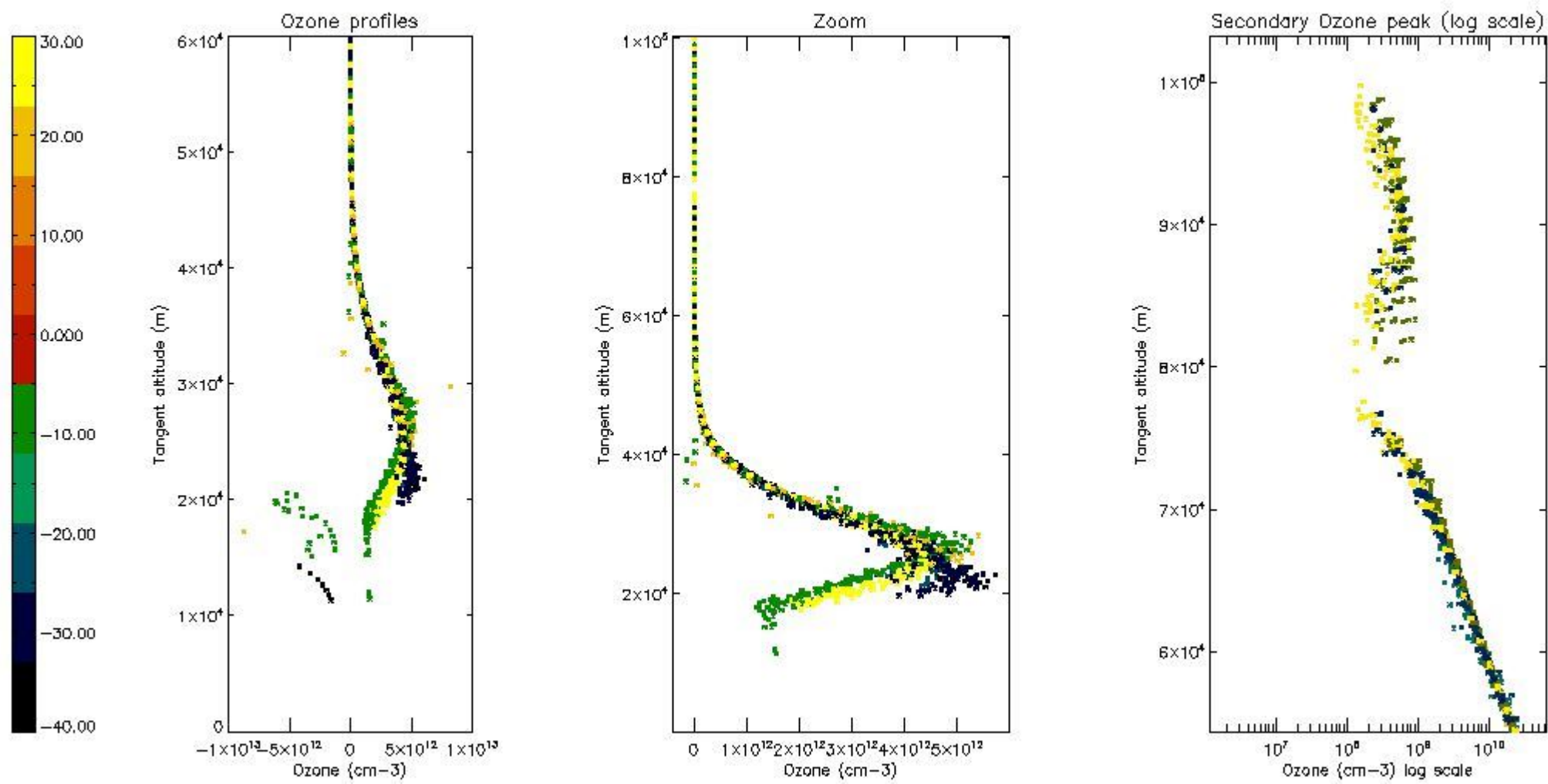
5.3 Plot ozone profiles where STD < 20% (dark without errors)

The colorbar represents the latitude.



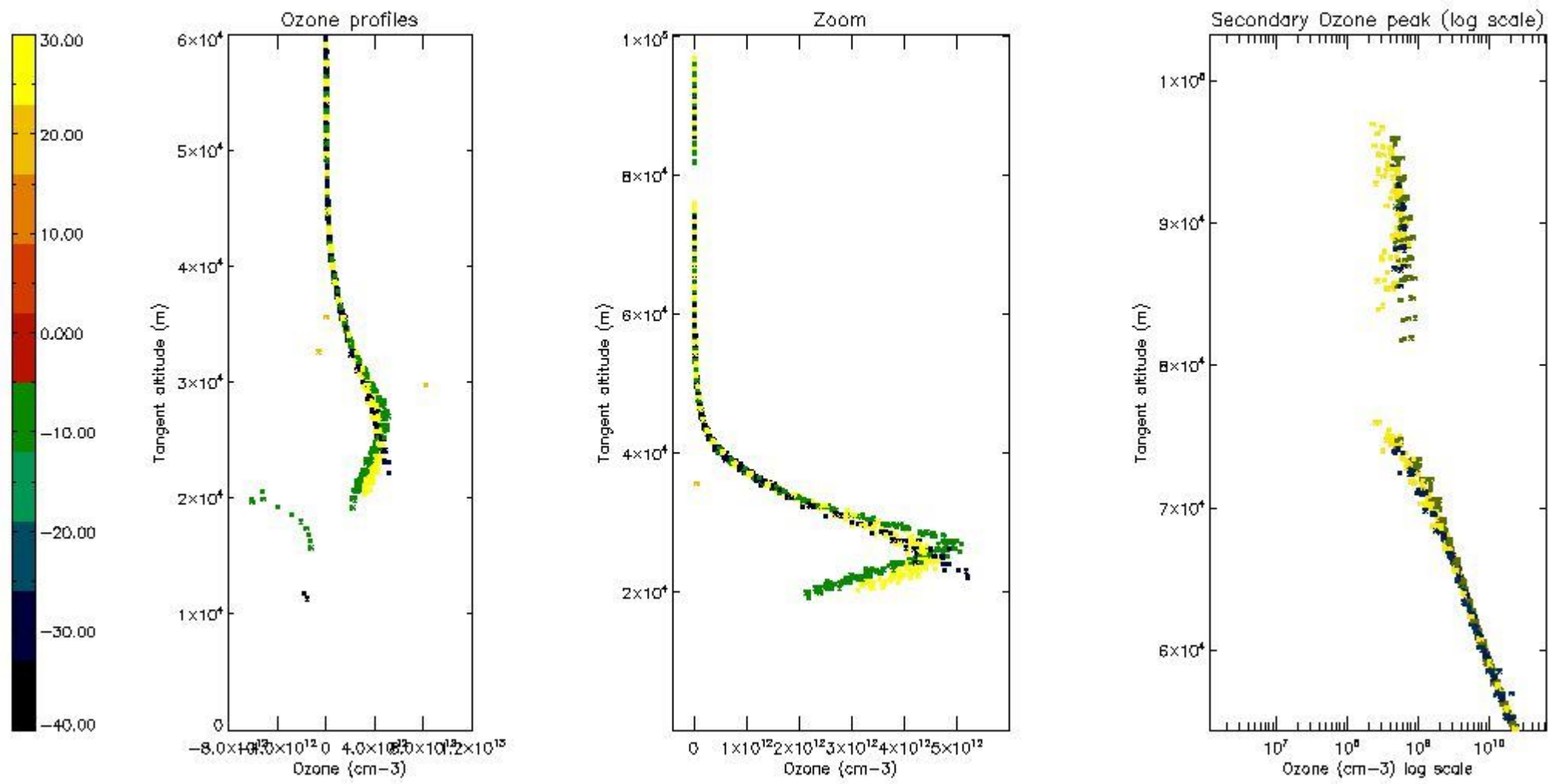
5.4 Plot ozone profiles where STD < 10% (dark without errors)

The colorbar represents the latitude.



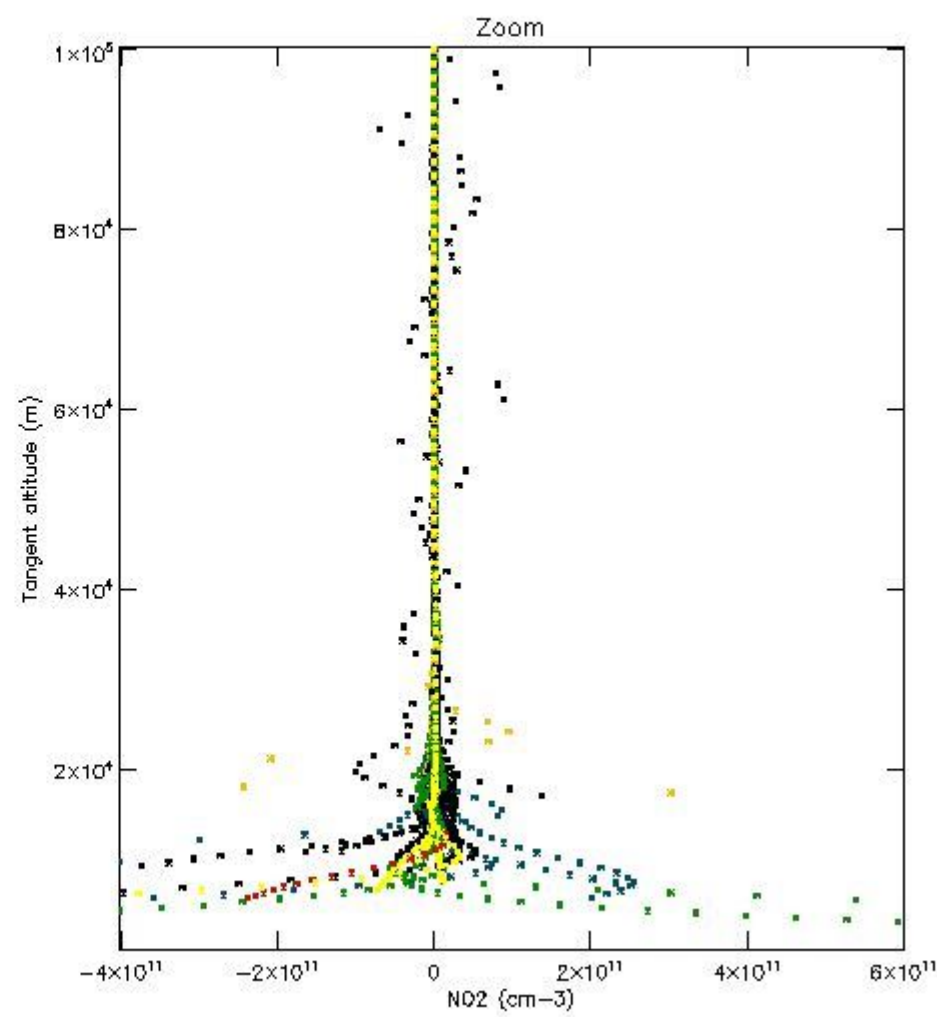
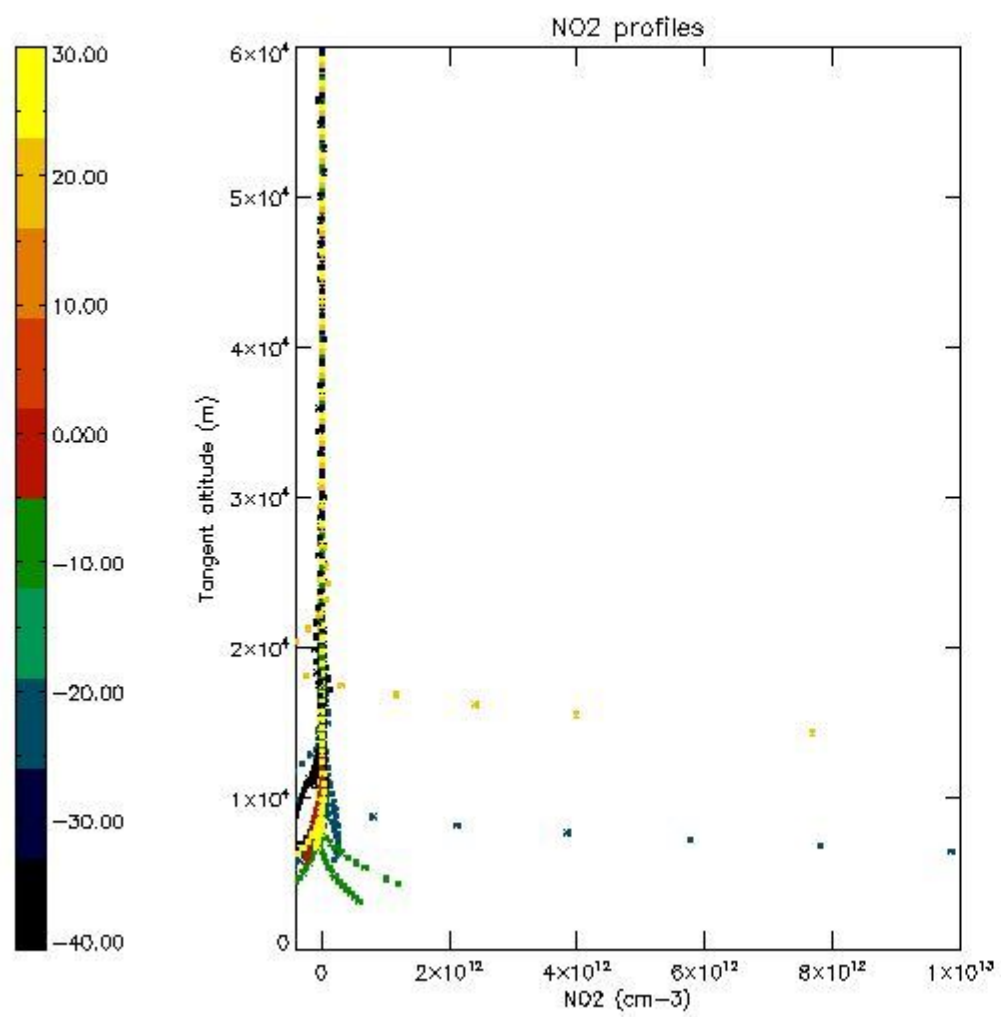
5.5 Plot ozone profiles where $STD < 5\%$ (dark without errors)

The colorbar represents the latitude.



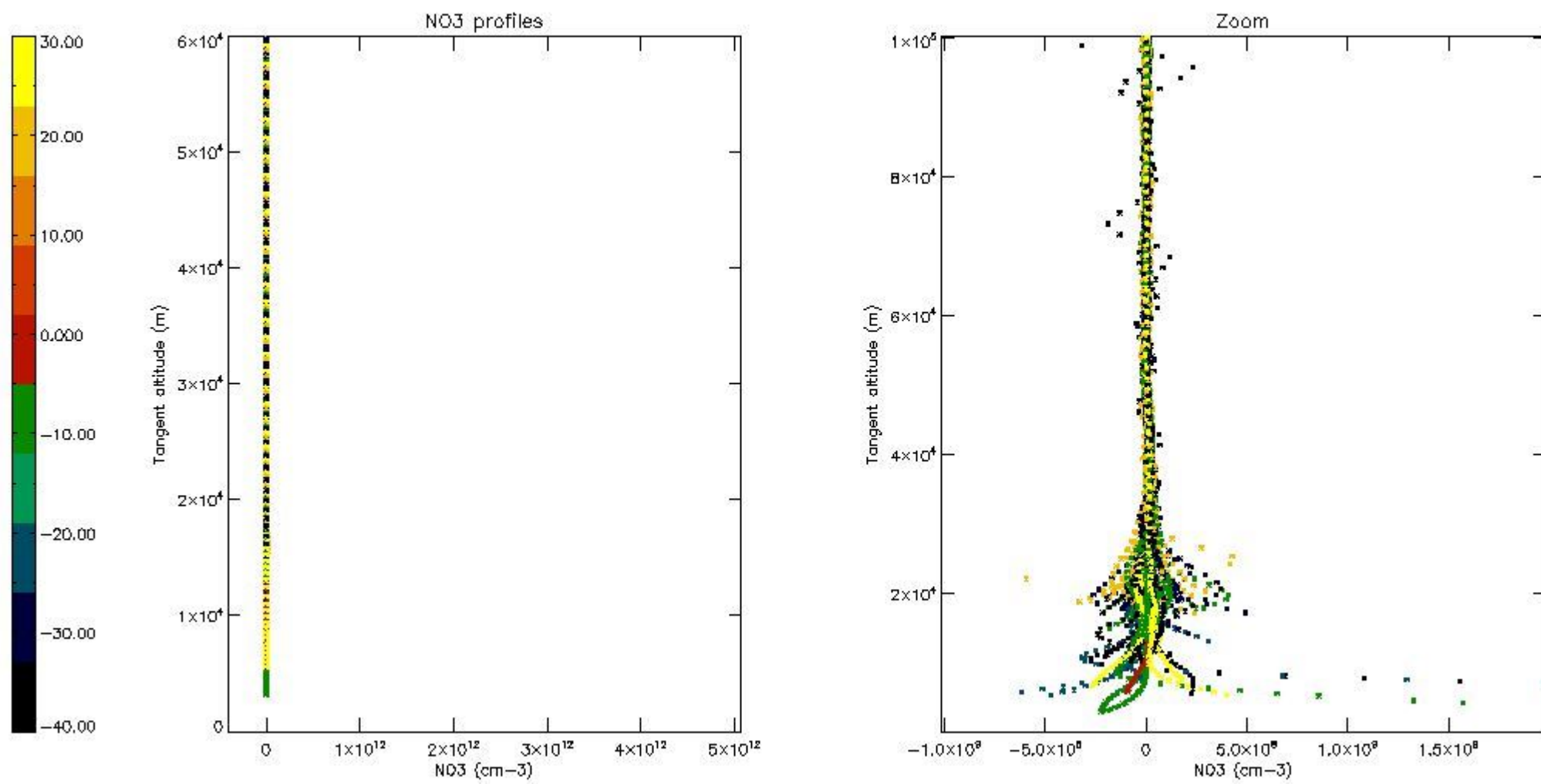
5.6 Plot NO₂ profiles for all STD (dark without errors)

The colorbar represents the latitude.



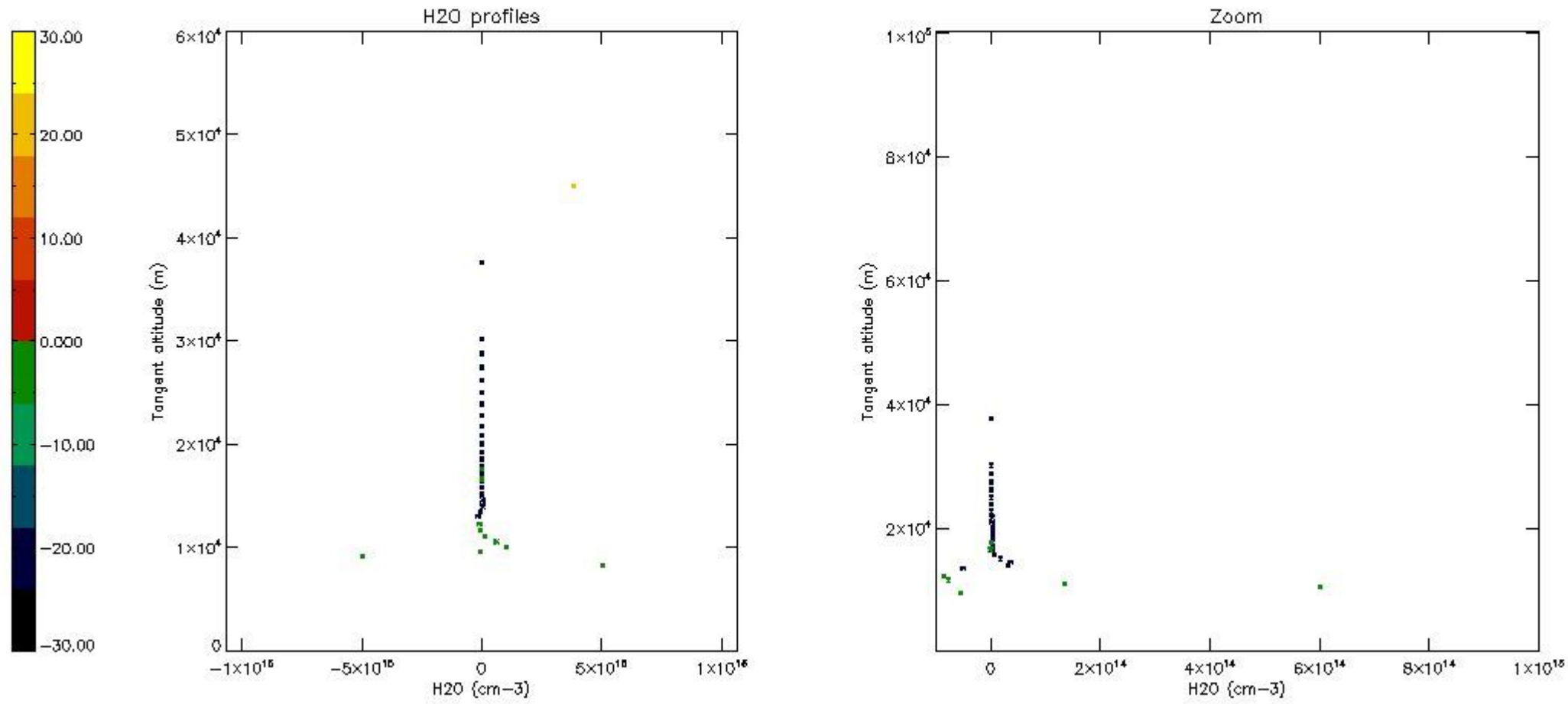
5.7 Plot NO3 profiles for all STD (dark without errors)

The colorbar represents the latitude.



5.8 Plot H₂O profiles for all STD (only for occultations of stars 1,2,3,4,13,14,16,26,63 dark without errors)

The colorbar represents the latitude.



6. Auxiliary Data Files used for the production reported in section 2

The number reported in the third column indicates since which file (see list in section 2) the corresponding auxiliary file has been used. The fourth column is the date of those product files.

Type	Auxiliary Filename	Used since product	Used since product date
INST_PHYS_CHARACTERISTICS	GOM_INS_AXVIEC20091111_143220_20030716_120000_20500101_000000	1	06-OCT-2007 00:35:09
LEVEL-2_PROC_CONFIG	GOM_PR2_AXVIEC20091111_152718_20020301_000000_20500101_000000	1	06-OCT-2007 00:35:09
CROSS_SECTIONS_FILE	GOM_CRS_AXVIEC20091111_154832_20020301_000000_20500101_000000	1	06-OCT-2007 00:35:09

GOMOS Level 2 Daily Report

SUMMARY

[1. General Info](#)

[2. Summary of processed GOM_NL_2P products](#)

[3. Level 2 Quality information per product](#)

[3.1 Plot of level 2 quality information per product \(time dependant\)](#)

[3.2 Plot of level 2 quality information per product \(world map\)](#)

[4. Level 1 Quality information per product \(stored on level 2 products\)](#)

[4.1 Plot of level 1 quality information per product \(time dependant\)](#)

[4.1.1 Plot of level 1 quality information per product \(time dependant\): ASCENDING](#)

[4.1.2 Plot of level 1 quality information per product \(time dependant\): DESCENDING](#)

[4.2 Plot of level 1 quality information per product \(world map\)](#)

[4.2.1 Plot of level 1 quality information per product \(world map\): ASCENDING](#)

[4.2.2 Plot of level 1 quality information per product \(world map\): DESCENDING](#)

[5. Ozone profiles based on quality statistics and other trace gas profiles](#)

[5.1 Ozone statistics based on quality of products](#)

[5.2 Plot ozone profiles for all STD \(dark without errors\)](#)

[5.3 Plot ozone profiles where STD < 20% \(dark without errors\)](#)

[5.4. Plot ozone profiles where STD < 10% \(dark without errors\)](#)

[5.5. Plot ozone profiles where STD < 5% \(dark without errors\)](#)

[5.6 Plot NO2 profiles for all STD \(dark without errors\)](#)

[5.7 Plot NO3 profiles for all STD \(dark without errors\)](#)

[5.8 Plot H2O profiles \(only for occultations of stars 1,2,3,4,13,14,16,26,63 dark without errors\) for all STD](#)

[6. Auxiliary Data Files used for the production reported in section 2](#)

This report presents the daily analysis on parameters extracted from GOMOS level 2 data (GOM_NL__2P). It is intended to monitor some important parameters that will impact the quality of these products. A list of level 2 products (and content) that have arrived during the reporting day to the PCF is also given.

Item	Value
Time of report generation	23APR2013 06:56:16
Data source version	GOMOS/6.01
Start time of products	06-10-2007 (06OCT2007 00:00:00)
Stop time of products	07-10-2007 (07OCT2007 00:00:00)
Store outputs in DB	Yes
Nb of level 2 prods	241
Nb of prods with errors	0

2. Summary of processed GOM_NL__2P products.

Nr	Filename	UTC Start time	Limb	Duration	Star Id	Star Name	Star Mag	Star Temp	Nb Meas	Orbit	Prod. error
1	GOM_NL__2PRFIN20071006_003509_000000432062_00160_29272_0351.N1	06-OCT-2007 00:35:09	Dark	43.000	41	Eps Car	1.8600	4100.0	86	29272	No
2	GOM_NL__2PRFIN20071006_003701_000000442062_00160_29272_0352.N1	06-OCT-2007 00:37:01	Dark	44.000	161	Tau Pup	2.9310	4500.0	88	29272	No
3	GOM_NL__2PRFIN20071006_003825_000000612062_00160_29272_0353.N1	06-OCT-2007 00:38:25	Dark	61.000	2	Alp Car	-0.73600	7000.0	122	29272	No
4	GOM_NL__2PRFIN20071006_004721_000000392062_00160_29272_0354.N1	06-OCT-2007 00:47:21	Dark	38.500	143	Alp Hyi	2.8570	7200.0	77	29272	No
5	GOM_NL__2PRFIN20071006_004849_000000422062_00160_29272_0355.N1	06-OCT-2007 00:48:49	Dark	41.500	9	Alp Eri	0.45300	24000.	83	29272	No
6	GOM_NL__2PRFIN20071006_005404_000000402062_00160_29272_0356.N1	06-OCT-2007 00:54:04	Straylight	40.000	84	Alp Phe	2.3970	4500.0	80	29272	No
7	GOM_NL__2PRFIN20071006_010051_000000432062_00160_29272_0357.N1	06-OCT-2007 01:00:51	Straylight	42.500	52	16Bet Cet	2.0370	4500.0	85	29272	No
8	GOM_NL__2PRFIN20071006_011058_000000372062_00160_29272_0358.N1	06-OCT-2007 01:10:58	Bright	36.500	90	54Alp Peg	2.4870	11000.	73	29272	No
9	GOM_NL__2PRFIN20071006_011433_000000382062_00160_29272_0359.N1	06-OCT-2007 01:14:33	Bright	38.000	93	53Bet Peg	2.5200	3100.0	76	29272	No
10	GOM_NL__2PRFIN20071006_012328_000000362062_00160_29272_0360.N1	06-OCT-2007 01:23:28	Bright	35.500	68	18Alp Cas	2.2250	4500.0	71	29272	No
11	GOM_NL__2PRFIN20071006_012453_000000352062_00160_29272_0361.N1	06-OCT-2007 01:24:53	Bright	35.000	76	27Gam Cas	2.3000	30000.	70	29272	No
12	GOM_NL__2PRFIN20071006_013152_000000362062_00160_29272_0362.N1	06-OCT-2007 01:31:52	Bright	35.500	49	1Alp UMi	1.9900	6300.0	71	29272	No
13	GOM_NL__2PRFIN20071006_013957_000000372062_00160_29272_0363.N1	06-OCT-2007 01:39:57	Bright	37.000	36	50Alp UMa	1.8000	6300.0	74	29272	No
14	GOM_NL__2PRFIN20071006_014128_000000352062_00160_29272_0364.N1	06-OCT-2007 01:41:28	Bright	35.000	82	48Bet UMa	2.3650	10600.	70	29272	No
15	GOM_NL__2PRFIN20071006_014444_000000332062_00160_29272_0365.N1	06-OCT-2007 01:44:44	Bright	32.500	174	52Psi UMa	3.0040	4400.0	65	29272	No
16	GOM_NL__2PRFIN20071006_015126_000000362062_00160_29272_0366.N1	06-OCT-2007 01:51:26	Bright	36.000	166	17Eps Leo	2.9800	6000.0	72	29272	No
17	GOM_NL__2PRFIN20071006_015432_000000342062_00160_29272_0367.N1	06-OCT-2007 01:54:32	Bright	34.000	22	32Alp Leo	1.3600	15200.	68	29272	No
18	GOM_NL__2PRFIN20071006_020114_000000452062_00160_29272_0368.N1	06-OCT-2007 02:01:14	Twilight	45.000	48	30Alp Hya	1.9770	4100.0	90	29272	No
19	GOM_NL__2PRFIN20071006_021054_000000402062_00160_29272_0369.N1	06-OCT-2007 02:10:54	Dark	39.500	65	Lam Vel	2.2040	4400.0	79	29272	No
20	GOM_NL__2PRFIN20071006_021410_000000392062_00160_29272_0370.N1	06-OCT-2007 02:14:10	Dark	39.000	46	Del Vel	1.9540	10600.	78	29272	No
21	GOM_NL__2PRFIN20071006_021545_000000432062_00161_29273_0380.N1	06-OCT-2007 02:15:45	Dark	42.500	41	Eps Car	1.8600	4100.0	85	29273	No
22	GOM_NL__2PRFIN20071006_021738_000000462062_00161_29273_0381.N1	06-OCT-2007 02:17:38	Dark	46.000	161	Tau Pup	2.9310	4500.0	92	29273	No
23	GOM_NL__2PRFIN20071006_021902_000000492062_00161_29273_0382.N1	06-OCT-2007 02:19:02	Dark	48.500	2	Alp Car	-0.73600	7000.0	97	29273	No
24	GOM_NL__2PRFIN20071006_022757_000000382062_00161_29273_0383.N1	06-OCT-2007 02:27:57	Dark	37.500	143	Alp Hyi	2.8570	7200.0	75	29273	No
25	GOM_NL__2PRFIN20071006_022925_000000392062_00161_29273_0384.N1	06-OCT-2007 02:29:25	Dark	38.500	9	Alp Eri	0.45300	24000.	77	29273	No
26	GOM_NL__2PRFIN20071006_023440_000000442062_00161_29273_0385.N1	06-OCT-2007 02:34:40	Straylight	43.500	84	Alp Phe	2.3970	4500.0	87	29273	No
27	GOM_NL__2PRFIN20071006_024127_000000472062_00161_29273_0386.N1	06-OCT-2007 02:41:27	Straylight	47.000	52	16Bet Cet	2.0370	4500.0	94	29273	No
28	GOM_NL__2PRFIN20071006_025134_000000372062_00161_29273_0387.N1	06-OCT-2007 02:51:34	Bright	36.500	90	54Alp Peg	2.4870	11000.	73	29273	No
29	GOM_NL__2PRFIN20071006_025509_000000352062_00161_29273_0388.N1	06-OCT-2007 02:55:09	Bright	35.000	93	53Bet Peg	2.5200	3100.0	70	29273	No
30	GOM_NL__2PRFIN20071006_030403_000000392062_00161_29273_0389.N1	06-OCT-2007 03:04:03	Bright	38.500	68	18Alp Cas	2.2250	4500.0	77	29273	No
31	GOM_NL__2PRFIN20071006_030529_000000352062_00161_29273_0390.N1	06-OCT-2007 03:05:29	Bright	34.500	76	27Gam Cas	2.3000	30000.	69	29273	No
32	GOM_NL__2PRFIN20071006_031228_000000362062_00161_29273_0391.N1	06-OCT-2007 03:12:28	Bright	36.000	49	1Alp UMi	1.9900	6300.0	72	29273	No
33	GOM_NL__2PRFIN20071006_032033_000000372062_00161_29273_0392.N1	06-OCT-2007 03:20:33	Bright	36.500	36	50Alp UMa	1.8000	6300.0	73	29273	No
34	GOM_NL__2PRFIN20071006_032204_000000342062_00161_29273_0393.N1	06-OCT-2007 03:22:04	Bright	33.500	82	48Bet UMa	2.3650	10600.	67	29273	No
35	GOM_NL__2PRFIN20071006_032520_000000392062_00161_29273_0394.N1	06-OCT-2007 03:25:20	Bright	39.000	174	52Psi UMa	3.0040	4400.0	78	29273	No
36	GOM_NL__2PRFIN20071006_033202_000000372062_00161_29273_0395.N1	06-OCT-2007 03:32:02	Bright	36.500	166	17Eps Leo	2.9800	6000.0	73	29273	No
37	GOM_NL__2PRFIN20071006_033508_000000342062_00161_29273_0396.N1	06-OCT-2007 03:35:08	Bright	34.000	22	32Alp Leo	1.3600	15200.	68	29273	No
38	GOM_NL__2PRFIN20071006_034151_000000552062_00161_29273_0397.N1	06-OCT-2007 03:41:51	Twilight	55.000	48	30Alp Hya	1.9770	4100.0	110	29273	No
39	GOM_NL__2PRFIN20071006_035131_000000522062_00161_29273_0398.N1	06-OCT-2007 03:51:31	Dark	51.500	65	Lam Vel	2.2040	4400.0	103	29273	No
40	GOM_NL__2PRFIN20071006_035446_000000382062_00161_29273_0399.N1	06-OCT-2007 03:54:46	Dark	37.500	46	Del Vel	1.9540	10600.	75	29273	No
41	GOM_NL__2PRFIN20071006_035621_000000502062_00162_29274_0387.N1	06-OCT-2007 03:56:21	Dark	50.000	41	Eps Car	1.8600	4100.0	100	29274	No
42	GOM_NL__2PRFIN20071006_035815_000000472062_00162_29274_0388.N1	06-OCT-2007 03:58:15	Dark	47.000	161	Tau Pup	2.9310	4500.0	94	29274	No

43	GOM_NL__2PRFIN20071006_035939_000000472062_00162_29274_0389.N1	06-OCT-2007 03:59:39	Dark	47.000	2	Alp Car	-0.73600	7000.0	94	29274	No
44	GOM_NL__2PRFIN20071006_040834_000000382062_00162_29274_0390.N1	06-OCT-2007 04:08:34	Dark	38.000	143	Alp Hyi	2.8570	7200.0	76	29274	No
45	GOM_NL__2PRFIN20071006_041001_000000432062_00162_29274_0391.N1	06-OCT-2007 04:10:01	Dark	43.000	9	Alp Eri	0.45300	24000.	86	29274	No
46	GOM_NL__2PRFIN20071006_041516_000000392062_00162_29274_0392.N1	06-OCT-2007 04:15:16	Straylight	38.500	84	Alp Phe	2.3970	4500.0	77	29274	No
47	GOM_NL__2PRFIN20071006_042204_000000452062_00162_29274_0393.N1	06-OCT-2007 04:22:04	Straylight	45.000	52	16Bet Cet	2.0370	4500.0	90	29274	No
48	GOM_NL__2PRFIN20071006_043210_000000362062_00162_29274_0394.N1	06-OCT-2007 04:32:10	Bright	36.000	90	54Alp Peg	2.4870	11000.	72	29274	No
49	GOM_NL__2PRFIN20071006_043546_000000352062_00162_29274_0395.N1	06-OCT-2007 04:35:46	Bright	34.500	93	53Bet Peg	2.5200	3100.0	69	29274	No
50	GOM_NL__2PRFIN20071006_044439_000000402062_00162_29274_0396.N1	06-OCT-2007 04:44:39	Bright	39.500	68	18Alp Cas	2.2250	4500.0	79	29274	No
51	GOM_NL__2PRFIN20071006_044604_000000392062_00162_29274_0397.N1	06-OCT-2007 04:46:04	Bright	38.500	76	27Gam Cas	2.3000	30000.	77	29274	No
52	GOM_NL__2PRFIN20071006_045304_000000362062_00162_29274_0398.N1	06-OCT-2007 04:53:04	Bright	36.000	49	1Alp UMi	1.9900	6300.0	72	29274	No
53	GOM_NL__2PRFIN20071006_050109_000000362062_00162_29274_0399.N1	06-OCT-2007 05:01:09	Bright	36.000	36	50Alp UMa	1.8000	6300.0	72	29274	No
54	GOM_NL__2PRFIN20071006_050240_000000522062_00162_29274_0400.N1	06-OCT-2007 05:02:40	Bright	52.000	82	48Bet UMa	2.3650	10600.	104	29274	No
55	GOM_NL__2PRFIN20071006_050556_000000352062_00162_29274_0401.N1	06-OCT-2007 05:05:56	Bright	34.500	174	52Psi UMa	3.0040	4400.0	69	29274	No
56	GOM_NL__2PRFIN20071006_051238_000000362062_00162_29274_0402.N1	06-OCT-2007 05:12:38	Bright	36.000	166	17Eps Leo	2.9800	6000.0	72	29274	No
57	GOM_NL__2PRFIN20071006_051545_000000332062_00162_29274_0403.N1	06-OCT-2007 05:15:45	Bright	33.000	22	32Alp Leo	1.3600	15200.	66	29274	No
58	GOM_NL__2PRFIN20071006_052227_000000432062_00162_29274_0404.N1	06-OCT-2007 05:22:27	Twilight	43.000	48	30Alp Hya	1.9770	4100.0	86	29274	No
59	GOM_NL__2PRFIN20071006_053207_000000452062_00162_29274_0405.N1	06-OCT-2007 05:32:07	Dark	45.000	65	Lam Vel	2.2040	4400.0	90	29274	No
60	GOM_NL__2PRFIN20071006_053522_000000392062_00162_29274_0406.N1	06-OCT-2007 05:35:22	Dark	39.000	46	Del Vel	1.9540	10600.	78	29274	No
61	GOM_NL__2PRFIN20071006_053658_000000502062_00163_29275_0410.N1	06-OCT-2007 05:36:58	Dark	49.500	41	Eps Car	1.8600	4100.0	99	29275	No
62	GOM_NL__2PRFIN20071006_053852_000000442062_00163_29275_0411.N1	06-OCT-2007 05:38:52	Dark	43.500	161	Tau Pup	2.9310	4500.0	87	29275	No
63	GOM_NL__2PRFIN20071006_054016_000000592062_00163_29275_0412.N1	06-OCT-2007 05:40:16	Dark	58.500	2	Alp Car	-0.73600	7000.0	117	29275	No
64	GOM_NL__2PRFIN20071006_054910_000000382062_00163_29275_0413.N1	06-OCT-2007 05:49:10	Dark	38.000	143	Alp Hyi	2.8570	7200.0	76	29275	No
65	GOM_NL__2PRFIN20071006_055038_000000392062_00163_29275_0414.N1	06-OCT-2007 05:50:38	Dark	39.000	9	Alp Eri	0.45300	24000.	78	29275	No
66	GOM_NL__2PRFIN20071006_055552_000000412062_00163_29275_0415.N1	06-OCT-2007 05:55:52	Straylight	40.500	84	Alp Phe	2.3970	4500.0	81	29275	No
67	GOM_NL__2PRFIN20071006_060240_000000472062_00163_29275_0416.N1	06-OCT-2007 06:02:40	Straylight	46.500	52	16Bet Cet	2.0370	4500.0	93	29275	No
68	GOM_NL__2PRFIN20071006_061246_000000362062_00163_29275_0417.N1	06-OCT-2007 06:12:46	Bright	36.000	90	54Alp Peg	2.4870	11000.	72	29275	No
69	GOM_NL__2PRFIN20071006_061622_000000382062_00163_29275_0418.N1	06-OCT-2007 06:16:22	Bright	38.000	93	53Bet Peg	2.5200	3100.0	76	29275	No
70	GOM_NL__2PRFIN20071006_062515_000000392062_00163_29275_0419.N1	06-OCT-2007 06:25:15	Bright	39.000	68	18Alp Cas	2.2250	4500.0	78	29275	No
71	GOM_NL__2PRFIN20071006_062640_000000392062_00163_29275_0420.N1	06-OCT-2007 06:26:40	Bright	39.000	76	27Gam Cas	2.3000	30000.	78	29275	No
72	GOM_NL__2PRFIN20071006_063340_000000382062_00163_29275_0421.N1	06-OCT-2007 06:33:40	Bright	37.500	49	1Alp UMi	1.9900	6300.0	75	29275	No
73	GOM_NL__2PRFIN20071006_064145_000000372062_00163_29275_0422.N1	06-OCT-2007 06:41:45	Bright	36.500	36	50Alp UMa	1.8000	6300.0	73	29275	No
74	GOM_NL__2PRFIN20071006_064316_000000332062_00163_29275_0423.N1	06-OCT-2007 06:43:16	Bright	33.000	82	48Bet UMa	2.3650	10600.	66	29275	No
75	GOM_NL__2PRFIN20071006_064632_000000462062_00163_29275_0424.N1	06-OCT-2007 06:46:32	Bright	45.500	174	52Psi UMa	3.0040	4400.0	91	29275	No
76	GOM_NL__2PRFIN20071006_065314_000000352062_00163_29275_0425.N1	06-OCT-2007 06:53:14	Bright	34.500	166	17Eps Leo	2.9800	6000.0	69	29275	No
77	GOM_NL__2PRFIN20071006_065621_000000342062_00163_29275_0426.N1	06-OCT-2007 06:56:21	Bright	34.000	22	32Alp Leo	1.3600	15200.	68	29275	No
78	GOM_NL__2PRFIN20071006_070304_000000452062_00163_29275_0427.N1	06-OCT-2007 07:03:04	Twilight	45.000	48	30Alp Hya	1.9770	4100.0	90	29275	No
79	GOM_NL__2PRFIN20071006_071244_000000472062_00163_29275_0428.N1	06-OCT-2007 07:12:44	Dark	46.500	65	Lam Vel	2.2040	4400.0	93	29275	No
80	GOM_NL__2PRFIN20071006_071559_000000422062_00163_29275_0429.N1	06-OCT-2007 07:15:59	Dark	41.500	46	Del Vel	1.9540	10600.	83	29275	No
81	GOM_NL__2PRFIN20071006_071734_000000482062_00164_29276_0429.N1	06-OCT-2007 07:17:34	Dark	47.500	41	Eps Car	1.8600	4100.0	95	29276	No
82	GOM_NL__2PRFIN20071006_071928_000000412062_00164_29276_0430.N1	06-OCT-2007 07:19:28	Dark	40.500	161	Tau Pup	2.9310	4500.0	81	29276	No
83	GOM_NL__2PRFIN20071006_072053_000000612062_00164_29276_0431.N1	06-OCT-2007 07:20:53	Dark	60.500	2	Alp Car	-0.73600	7000.0	121	29276	No
84	GOM_NL__2PRFIN20071006_072947_000000382062_00164_29276_0432.N1	06-OCT-2007 07:29:47	Dark	38.000	143	Alp Hyi	2.8570	7200.0	76	29276	No
85	GOM_NL__2PRFIN20071006_073114_000000402062_00164_29276_0433.N1	06-OCT-2007 07:31:14	Dark	39.500	9	Alp Eri	0.45300	24000.	79	29276	No
86	GOM_NL__2PRFIN20071006_073629_000000432062_00164_29276_0434.N1	06-OCT-2007 07:36:29	Straylight	42.500	84	Alp Phe	2.3970	4500.0	85	29276	No
87	GOM_NL__2PRFIN20071006_074316_000000492062_00164_29276_0435.N1	06-OCT-2007 07:43:16	Straylight	48.500	52	16Bet Cet	2.0370	4500.0	97	29276	No
88	GOM_NL__2PRFIN20071006_075322_000000372062_00164_29276_0436.N1	06-OCT-2007 07:53:22	Bright	36.500	90	54Alp Peg	2.4870	11000.	73	29276	No
89	GOM_NL__2PRFIN20071006_075658_000000362062_00164_29276_0437.N1	06-OCT-2007 07:56:58	Bright	35.500	93	53Bet Peg	2.5200	3100.0	71	29276	No
90	GOM_NL__2PRFIN20071006_080550_000000402062_00164_29276_0438.N1	06-OCT-2007 08:05:50	Bright	40.000	68	18Alp Cas	2.2250	4500.0	80	29276	No
91	GOM_NL__2PRFIN20071006_080716_000000392062_00164_29276_0439.N1	06-OCT-2007 08:07:16	Bright	38.500	76	27Gam Cas	2.3000	30000.	77	29276	No
92	GOM_NL__2PRFIN20071006_081416_000000372062_00164_29276_0440.N1	06-OCT-2007 08:14:16	Bright	36.500	49	1Alp UMi	1.9900	6300.0	73	29276	No
93	GOM_NL__2PRFIN20071006_082221_000000362062_00164_29276_0441.N1	06-OCT-2007 08:22:21	Bright	36.000	36	50Alp UMa	1.8000	6300.0	72	29276	No
94	GOM_NL__2PRFIN20071006_082352_000000352062_00164_29276_0442.N1	06-OCT-2007 08:23:52	Bright	35.000	82	48Bet UMa	2.3650	10600.	70	29276	No
95	GOM_NL__2PRFIN20071006_082708_000000342062_00164_29276_0443.N1	06-OCT-2007 08:27:08	Bright	34.000	174	52Psi UMa	3.0040	4400.0	68	29276	No
96	GOM_NL__2PRFIN20071006_083351_000000372062_00164_29276_0444.N1	06-OCT-2007 08:33:51	Bright	36.500	166	17Eps Leo	2.9800	6000.0	73	29276	No
97	GOM_NL__2PRFIN20071006_083657_000000352062_00164_29276_0445.N1	06-OCT-2007 08:36:57	Bright	35.000	22	32Alp Leo	1.3600	15200.	70	29276	No
98	GOM_NL__2PRFIN20071006_084340_000000462062_00164_29276_0446.N1	06-OCT-2007 08:43:40	Twilight	45.500	48	30Alp Hya	1.9770	4100.0	91	29276	No
99	GOM_NL__2PRFIN20071006_085320_000000522062_00164_29276_0447.N1	06-OCT-2007 08:53:20	Dark	52.000	65	Lam Vel	2.2040	4400.0	104	29276	No
100	GOM_NL__2PRFIN20071006_085635_000000422062_00164_29276_0448.N1	06-OCT-2007 08:56:35	Dark	42.000	46	Del Vel	1.9540	10600.	84	29276	No
101	GOM_NL__2PRFIN20071006_085811_000000392062_00165_29277_0445.N1	06-OCT-2007 08:58:11	Dark	39.000	41	Eps Car	1.8600	4100.0	78	29277	No

102	GOM_NL__2PRFIN20071006_090005_000000452062_00165_29277_0446.N1	06-OCT-2007 09:00:05	Dark	45.000	161	Tau Pup	2.9310	4500.0	90	29277	No
103	GOM_NL__2PRFIN20071006_090129_000000422062_00165_29277_0447.N1	06-OCT-2007 09:01:29	Dark	42.000	2	Alp Car	-0.73600	7000.0	84	29277	No
104	GOM_NL__2PRFIN20071006_091023_000000402062_00165_29277_0448.N1	06-OCT-2007 09:10:23	Dark	39.500	143	Alp Hyi	2.8570	7200.0	79	29277	No
105	GOM_NL__2PRFIN20071006_091150_000000462062_00165_29277_0449.N1	06-OCT-2007 09:11:50	Dark	46.000	9	Alp Eri	0.45300	24000.	92	29277	No
106	GOM_NL__2PRFIN20071006_091705_000000412062_00165_29277_0450.N1	06-OCT-2007 09:17:05	Straylight	41.000	84	Alp Phe	2.3970	4500.0	82	29277	No
107	GOM_NL__2PRFIN20071006_092352_000000472062_00165_29277_0451.N1	06-OCT-2007 09:23:52	Straylight	47.000	52	16Bet Cet	2.0370	4500.0	94	29277	No
108	GOM_NL__2PRFIN20071006_093358_000000362062_00165_29277_0452.N1	06-OCT-2007 09:33:58	Bright	35.500	90	54Alp Peg	2.4870	11000.	71	29277	No
109	GOM_NL__2PRFIN20071006_093734_000000372062_00165_29277_0453.N1	06-OCT-2007 09:37:34	Bright	36.500	93	53Bet Peg	2.5200	3100.0	73	29277	No
110	GOM_NL__2PRFIN20071006_094626_000000402062_00165_29277_0454.N1	06-OCT-2007 09:46:26	Bright	40.000	68	18Alp Cas	2.2250	4500.0	80	29277	No
111	GOM_NL__2PRFIN20071006_094751_000000392062_00165_29277_0455.N1	06-OCT-2007 09:47:51	Bright	38.500	76	27Gam Cas	2.3000	30000.	77	29277	No
112	GOM_NL__2PRFIN20071006_095452_000000362062_00165_29277_0456.N1	06-OCT-2007 09:54:52	Bright	36.000	49	1Alp UMi	1.9900	6300.0	72	29277	No
113	GOM_NL__2PRFIN20071006_100257_000000352062_00165_29277_0457.N1	06-OCT-2007 10:02:57	Bright	35.000	36	50Alp UMa	1.8000	6300.0	70	29277	No
114	GOM_NL__2PRFIN20071006_100428_000000342062_00165_29277_0458.N1	06-OCT-2007 10:04:28	Bright	34.000	82	48Bet UMa	2.3650	10600.	68	29277	No
115	GOM_NL__2PRFIN20071006_100744_000000382062_00165_29277_0459.N1	06-OCT-2007 10:07:44	Bright	37.500	174	52Psi UMa	3.0040	4400.0	75	29277	No
116	GOM_NL__2PRFIN20071006_101427_000000362062_00165_29277_0460.N1	06-OCT-2007 10:14:27	Bright	35.500	166	17Eps Leo	2.9800	6000.0	71	29277	No
117	GOM_NL__2PRFIN20071006_101733_000000332062_00165_29277_0461.N1	06-OCT-2007 10:17:33	Bright	33.000	22	32Alp Leo	1.3600	15200.	66	29277	No
118	GOM_NL__2PRFIN20071006_102417_000000492062_00165_29277_0462.N1	06-OCT-2007 10:24:17	Twilight	48.500	48	30Alp Hya	1.9770	4100.0	97	29277	No
119	GOM_NL__2PRFIN20071006_103356_000000462062_00165_29277_0463.N1	06-OCT-2007 10:33:56	Dark	45.500	65	Lam Vel	2.2040	4400.0	91	29277	No
120	GOM_NL__2PRFIN20071006_103712_000000382062_00165_29277_0464.N1	06-OCT-2007 10:37:12	Dark	37.500	46	Del Vel	1.9540	10600.	75	29277	No
121	GOM_NL__2PRFIN20071006_103847_000000402062_00166_29278_0455.N1	06-OCT-2007 10:38:47	Dark	39.500	41	Eps Car	1.8600	4100.0	79	29278	No
122	GOM_NL__2PRFIN20071006_104042_000000442062_00166_29278_0456.N1	06-OCT-2007 10:40:42	Dark	44.000	161	Tau Pup	2.9310	4500.0	88	29278	No
123	GOM_NL__2PRFIN20071006_104206_000000462062_00166_29278_0457.N1	06-OCT-2007 10:42:06	Dark	46.000	2	Alp Car	-0.73600	7000.0	92	29278	No
124	GOM_NL__2PRFIN20071006_105059_000000382062_00166_29278_0458.N1	06-OCT-2007 10:50:59	Dark	38.000	143	Alp Hyi	2.8570	7200.0	76	29278	No
125	GOM_NL__2PRFIN20071006_105227_000000432062_00166_29278_0459.N1	06-OCT-2007 10:52:27	Dark	42.500	9	Alp Eri	0.45300	24000.	85	29278	No
126	GOM_NL__2PRFIN20071006_105741_000000402062_00166_29278_0460.N1	06-OCT-2007 10:57:41	Straylight	40.000	84	Alp Phe	2.3970	4500.0	80	29278	No
127	GOM_NL__2PRFIN20071006_110428_000000452062_00166_29278_0461.N1	06-OCT-2007 11:04:28	Straylight	44.500	52	16Bet Cet	2.0370	4500.0	89	29278	No
128	GOM_NL__2PRFIN20071006_111434_000000362062_00166_29278_0462.N1	06-OCT-2007 11:14:34	Bright	36.000	90	54Alp Peg	2.4870	11000.	72	29278	No
129	GOM_NL__2PRFIN20071006_111810_000000382062_00166_29278_0463.N1	06-OCT-2007 11:18:10	Bright	37.500	93	53Bet Peg	2.5200	3100.0	75	29278	No
130	GOM_NL__2PRFIN20071006_112702_000000392062_00166_29278_0464.N1	06-OCT-2007 11:27:02	Bright	39.000	68	18Alp Cas	2.2250	4500.0	78	29278	No
131	GOM_NL__2PRFIN20071006_112827_000000382062_00166_29278_0465.N1	06-OCT-2007 11:28:27	Bright	37.500	76	27Gam Cas	2.3000	30000.	75	29278	No
132	GOM_NL__2PRFIN20071006_113528_000000362062_00166_29278_0466.N1	06-OCT-2007 11:35:28	Bright	36.000	49	1Alp UMi	1.9900	6300.0	72	29278	No
133	GOM_NL__2PRFIN20071006_114333_000000382062_00166_29278_0467.N1	06-OCT-2007 11:43:33	Bright	37.500	36	50Alp UMa	1.8000	6300.0	75	29278	No
134	GOM_NL__2PRFIN20071006_114504_000000342062_00166_29278_0468.N1	06-OCT-2007 11:45:04	Bright	34.000	82	48Bet UMa	2.3650	10600.	68	29278	No
135	GOM_NL__2PRFIN20071006_114820_000000322062_00166_29278_0469.N1	06-OCT-2007 11:48:20	Bright	32.000	174	52Psi UMa	3.0040	4400.0	64	29278	No
136	GOM_NL__2PRFIN20071006_115503_000000362062_00166_29278_0470.N1	06-OCT-2007 11:55:03	Bright	35.500	166	17Eps Leo	2.9800	6000.0	71	29278	No
137	GOM_NL__2PRFIN20071006_115809_000000372062_00166_29278_0471.N1	06-OCT-2007 11:58:09	Bright	37.000	22	32Alp Leo	1.3600	15200.	74	29278	No
138	GOM_NL__2PRFIN20071006_120453_000000472062_00166_29278_0472.N1	06-OCT-2007 12:04:53	Twilight	47.000	48	30Alp Hya	1.9770	4100.0	94	29278	No
139	GOM_NL__2PRFIN20071006_121433_000000412062_00166_29278_0473.N1	06-OCT-2007 12:14:33	Dark	40.500	65	Lam Vel	2.2040	4400.0	81	29278	No
140	GOM_NL__2PRFIN20071006_121748_000000382062_00166_29278_0474.N1	06-OCT-2007 12:17:48	Dark	38.000	46	Del Vel	1.9540	10600.	76	29278	No
141	GOM_NL__2PRFIN20071006_121923_000000492062_00167_29279_0476.N1	06-OCT-2007 12:19:23	Dark	49.000	41	Eps Car	1.8600	4100.0	98	29279	No
142	GOM_NL__2PRFIN20071006_140155_000000432062_00168_29280_0487.N1	06-OCT-2007 14:01:55	Dark	43.000	161	Tau Pup	2.9310	4500.0	86	29280	No
143	GOM_NL__2PRFIN20071006_140319_000000462062_00168_29280_0488.N1	06-OCT-2007 14:03:19	Dark	45.500	2	Alp Car	-0.73600	7000.0	91	29280	No
144	GOM_NL__2PRFIN20071006_141211_000000382062_00168_29280_0489.N1	06-OCT-2007 14:12:11	Dark	38.000	143	Alp Hyi	2.8570	7200.0	76	29280	No
145	GOM_NL__2PRFIN20071006_141339_000000422062_00168_29280_0490.N1	06-OCT-2007 14:13:39	Dark	41.500	9	Alp Eri	0.45300	24000.	83	29280	No
146	GOM_NL__2PRFIN20071006_141853_000000462062_00168_29280_0491.N1	06-OCT-2007 14:18:53	Straylight	45.500	84	Alp Phe	2.3970	4500.0	91	29280	No
147	GOM_NL__2PRFIN20071006_142540_000000462062_00168_29280_0492.N1	06-OCT-2007 14:25:40	Straylight	46.000	52	16Bet Cet	2.0370	4500.0	92	29280	No
148	GOM_NL__2PRFIN20071006_143546_000000362062_00168_29280_0493.N1	06-OCT-2007 14:35:46	Bright	35.500	90	54Alp Peg	2.4870	11000.	71	29280	No
149	GOM_NL__2PRFIN20071006_143922_000000362062_00168_29280_0494.N1	06-OCT-2007 14:39:22	Bright	36.000	93	53Bet Peg	2.5200	3100.0	72	29280	No
150	GOM_NL__2PRFIN20071006_144813_000000402062_00168_29280_0495.N1	06-OCT-2007 14:48:13	Bright	40.000	68	18Alp Cas	2.2250	4500.0	80	29280	No
151	GOM_NL__2PRFIN20071006_153721_000000412062_00168_29280_0496.N1	06-OCT-2007 15:37:21	Dark	41.000	70	Zet Pup	2.2460	39000.	82	29280	No
152	GOM_NL__2PRFIN20071006_153900_000000382062_00168_29280_0497.N1	06-OCT-2007 15:39:00	Dark	38.000	46	Del Vel	1.9540	10600.	76	29280	No
153	GOM_NL__2PRFIN20071006_154232_000000432062_00169_29281_0501.N1	06-OCT-2007 15:42:32	Dark	43.000	161	Tau Pup	2.9310	4500.0	86	29281	No
154	GOM_NL__2PRFIN20071006_154356_000000462062_00169_29281_0502.N1	06-OCT-2007 15:43:56	Dark	45.500	2	Alp Car	-0.73600	7000.0	91	29281	No
155	GOM_NL__2PRFIN20071006_155248_000000382062_00169_29281_0503.N1	06-OCT-2007 15:52:48	Dark	37.500	143	Alp Hyi	2.8570	7200.0	75	29281	No
156	GOM_NL__2PRFIN20071006_155415_000000412062_00169_29281_0504.N1	06-OCT-2007 15:54:15	Dark	41.000	9	Alp Eri	0.45300	24000.	82	29281	No
157	GOM_NL__2PRFIN20071006_155929_000000432062_00169_29281_0505.N1	06-OCT-2007 15:59:29	Straylight	42.500	84	Alp Phe	2.3970	4500.0	85	29281	No
158	GOM_NL__2PRFIN20071006_160616_000000492062_00169_29281_0506.N1	06-OCT-2007 16:06:16	Straylight	48.500	52	16Bet Cet	2.0370	4500.0	97	29281	No
159	GOM_NL__2PRFIN20071006_161622_000000372062_00169_29281_0507.N1	06-OCT-2007 16:16:22	Bright	36.500	90	54Alp Peg	2.4870	11000.	73	29281	No
160	GOM_NL__2PRFIN20071006_161958_000000362062_00169_29281_0508.N1	06-OCT-2007 16:19:58	Bright	35.500	93	53Bet Peg	2.5200	3100.0	71	29281	No

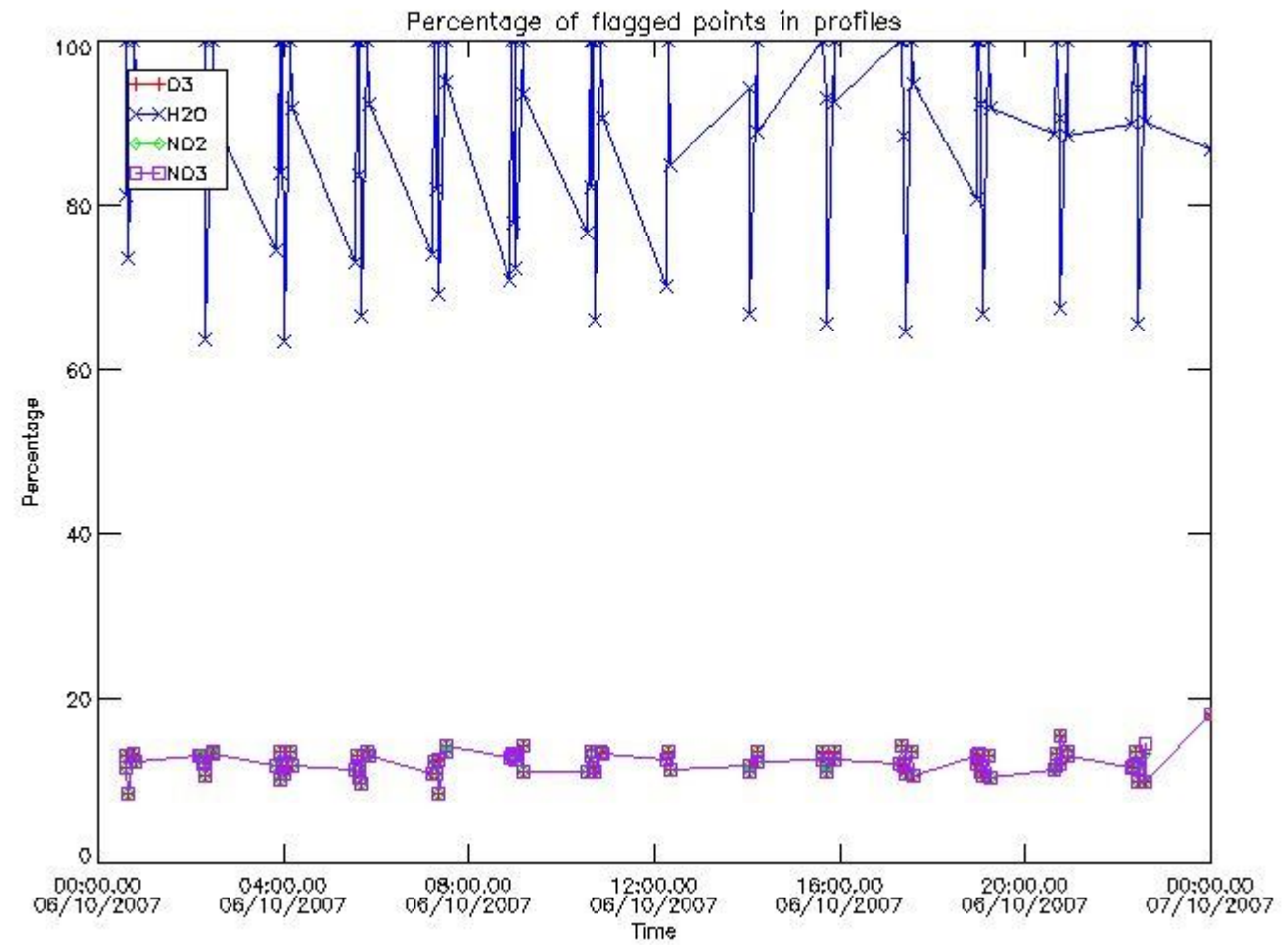
161	GOM_NL__2PRFIN20071006_162848_000000402062_00169_29281_0509.N1	06-OCT-2007 16:28:48	Bright	40.000	68	18Alp Cas	2.2250	4500.0	80	29281	No
162	GOM_NL__2PRFIN20071006_171758_000000432062_00169_29281_0510.N1	06-OCT-2007 17:17:58	Dark	42.500	70	Zet Pup	2.2460	39000.	85	29281	No
163	GOM_NL__2PRFIN20071006_171937_000000402062_00169_29281_0511.N1	06-OCT-2007 17:19:37	Dark	39.500	46	Del Vel	1.9540	10600.	79	29281	No
164	GOM_NL__2PRFIN20071006_172309_000000442062_00170_29282_0515.N1	06-OCT-2007 17:23:09	Dark	43.500	161	Tau Pup	2.9310	4500.0	87	29282	No
165	GOM_NL__2PRFIN20071006_172433_000000472062_00170_29282_0516.N1	06-OCT-2007 17:24:33	Dark	47.000	2	Alp Car	-0.73600	7000.0	94	29282	No
166	GOM_NL__2PRFIN20071006_173324_000000382062_00170_29282_0517.N1	06-OCT-2007 17:33:24	Dark	37.500	143	Alp Hyi	2.8570	7200.0	75	29282	No
167	GOM_NL__2PRFIN20071006_173452_000000482062_00170_29282_0518.N1	06-OCT-2007 17:34:52	Dark	47.500	9	Alp Eri	0.45300	24000.	95	29282	No
168	GOM_NL__2PRFIN20071006_174006_000000432062_00170_29282_0519.N1	06-OCT-2007 17:40:06	Straylight	43.000	84	Alp Phe	2.3970	4500.0	86	29282	No
169	GOM_NL__2PRFIN20071006_174652_000000492062_00170_29282_0520.N1	06-OCT-2007 17:46:52	Straylight	49.000	52	16Bet Cet	2.0370	4500.0	98	29282	No
170	GOM_NL__2PRFIN20071006_175659_000000372062_00170_29282_0521.N1	06-OCT-2007 17:56:59	Bright	36.500	90	54Alp Peg	2.4870	11000.	73	29282	No
171	GOM_NL__2PRFIN20071006_180034_000000362062_00170_29282_0522.N1	06-OCT-2007 18:00:34	Bright	35.500	93	53Bet Peg	2.5200	3100.0	71	29282	No
172	GOM_NL__2PRFIN20071006_180924_000000402062_00170_29282_0523.N1	06-OCT-2007 18:09:24	Bright	40.000	68	18Alp Cas	2.2250	4500.0	80	29282	No
173	GOM_NL__2PRFIN20071006_181049_000000392062_00170_29282_0524.N1	06-OCT-2007 18:10:49	Bright	38.500	76	27Gam Cas	2.3000	30000.	77	29282	No
174	GOM_NL__2PRFIN20071006_181752_000000372062_00170_29282_0525.N1	06-OCT-2007 18:17:52	Bright	36.500	49	1Alp UMi	1.9900	6300.0	73	29282	No
175	GOM_NL__2PRFIN20071006_182557_000000352062_00170_29282_0526.N1	06-OCT-2007 18:25:57	Bright	34.500	36	50Alp UMa	1.8000	6300.0	69	29282	No
176	GOM_NL__2PRFIN20071006_182728_000000522062_00170_29282_0527.N1	06-OCT-2007 18:27:28	Bright	52.000	82	48Bet UMa	2.3650	10600.	104	29282	No
177	GOM_NL__2PRFIN20071006_183044_000000522062_00170_29282_0528.N1	06-OCT-2007 18:30:44	Bright	52.000	174	52Psi UMa	3.0040	4400.0	104	29282	No
178	GOM_NL__2PRFIN20071006_183727_000000412062_00170_29282_0529.N1	06-OCT-2007 18:37:27	Bright	41.000	166	17Eps Leo	2.9800	6000.0	82	29282	No
179	GOM_NL__2PRFIN20071006_184034_000000392062_00170_29282_0530.N1	06-OCT-2007 18:40:34	Bright	39.000	22	32Alp Leo	1.3600	15200.	78	29282	No
180	GOM_NL__2PRFIN20071006_184719_000000472062_00170_29282_0531.N1	06-OCT-2007 18:47:19	Twilight	46.500	48	30Alp Hya	1.9770	4100.0	93	29282	No
181	GOM_NL__2PRFIN20071006_185658_000000402062_00170_29282_0532.N1	06-OCT-2007 18:56:58	Dark	39.500	65	Lam Vel	2.2040	4400.0	79	29282	No
182	GOM_NL__2PRFIN20071006_185835_000000422062_00170_29282_0533.N1	06-OCT-2007 18:58:35	Dark	42.000	70	Zet Pup	2.2460	39000.	84	29282	No
183	GOM_NL__2PRFIN20071006_190013_000000392062_00170_29282_0534.N1	06-OCT-2007 19:00:13	Dark	38.500	46	Del Vel	1.9540	10600.	77	29282	No
184	GOM_NL__2PRFIN20071006_190345_000000462062_00171_29283_0547.N1	06-OCT-2007 19:03:45	Dark	46.000	161	Tau Pup	2.9310	4500.0	92	29283	No
185	GOM_NL__2PRFIN20071006_190509_000000492062_00171_29283_0548.N1	06-OCT-2007 19:05:09	Dark	48.500	2	Alp Car	-0.73600	7000.0	97	29283	No
186	GOM_NL__2PRFIN20071006_191400_000000402062_00171_29283_0549.N1	06-OCT-2007 19:14:00	Dark	39.500	143	Alp Hyi	2.8570	7200.0	79	29283	No
187	GOM_NL__2PRFIN20071006_191528_000000492062_00171_29283_0550.N1	06-OCT-2007 19:15:28	Dark	49.000	9	Alp Eri	0.45300	24000.	98	29283	No
188	GOM_NL__2PRFIN20071006_192042_000000422062_00171_29283_0551.N1	06-OCT-2007 19:20:42	Straylight	41.500	84	Alp Phe	2.3970	4500.0	83	29283	No
189	GOM_NL__2PRFIN20071006_192728_000000512062_00171_29283_0552.N1	06-OCT-2007 19:27:28	Straylight	51.000	52	16Bet Cet	2.0370	4500.0	102	29283	No
190	GOM_NL__2PRFIN20071006_193735_000000362062_00171_29283_0553.N1	06-OCT-2007 19:37:35	Bright	35.500	90	54Alp Peg	2.4870	11000.	71	29283	No
191	GOM_NL__2PRFIN20071006_194110_000000362062_00171_29283_0554.N1	06-OCT-2007 19:41:10	Bright	35.500	93	53Bet Peg	2.5200	3100.0	71	29283	No
192	GOM_NL__2PRFIN20071006_195000_000000412062_00171_29283_0555.N1	06-OCT-2007 19:50:00	Bright	40.500	68	18Alp Cas	2.2250	4500.0	81	29283	No
193	GOM_NL__2PRFIN20071006_195125_000000392062_00171_29283_0556.N1	06-OCT-2007 19:51:25	Bright	39.000	76	27Gam Cas	2.3000	30000.	78	29283	No
194	GOM_NL__2PRFIN20071006_195828_000000382062_00171_29283_0557.N1	06-OCT-2007 19:58:28	Bright	37.500	49	1Alp UMi	1.9900	6300.0	75	29283	No
195	GOM_NL__2PRFIN20071006_200633_000000362062_00171_29283_0558.N1	06-OCT-2007 20:06:33	Bright	36.000	36	50Alp UMa	1.8000	6300.0	72	29283	No
196	GOM_NL__2PRFIN20071006_200804_000000522062_00171_29283_0559.N1	06-OCT-2007 20:08:04	Bright	52.000	82	48Bet UMa	2.3650	10600.	104	29283	No
197	GOM_NL__2PRFIN20071006_201121_000000442062_00171_29283_0560.N1	06-OCT-2007 20:11:21	Bright	44.000	174	52Psi UMa	3.0040	4400.0	88	29283	No
198	GOM_NL__2PRFIN20071006_201803_000000372062_00171_29283_0561.N1	06-OCT-2007 20:18:03	Bright	36.500	166	17Eps Leo	2.9800	6000.0	73	29283	No
199	GOM_NL__2PRFIN20071006_202110_000000362062_00171_29283_0562.N1	06-OCT-2007 20:21:10	Bright	36.000	22	32Alp Leo	1.3600	15200.	72	29283	No
200	GOM_NL__2PRFIN20071006_202755_000000542062_00171_29283_0563.N1	06-OCT-2007 20:27:55	Twilight	53.500	48	30Alp Hya	1.9770	4100.0	107	29283	No
201	GOM_NL__2PRFIN20071006_203735_000000452062_00171_29283_0564.N1	06-OCT-2007 20:37:35	Dark	45.000	65	Lam Vel	2.2040	4400.0	90	29283	No
202	GOM_NL__2PRFIN20071006_203911_000000442062_00171_29283_0565.N1	06-OCT-2007 20:39:11	Dark	43.500	70	Zet Pup	2.2460	39000.	87	29283	No
203	GOM_NL__2PRFIN20071006_204050_000000392062_00171_29283_0566.N1	06-OCT-2007 20:40:50	Dark	38.500	46	Del Vel	1.9540	10600.	77	29283	No
204	GOM_NL__2PRFIN20071006_204422_000000432062_00172_29284_0567.N1	06-OCT-2007 20:44:22	Dark	42.500	161	Tau Pup	2.9310	4500.0	85	29284	No
205	GOM_NL__2PRFIN20071006_204546_000000502062_00172_29284_0568.N1	06-OCT-2007 20:45:46	Dark	49.500	2	Alp Car	-0.73600	7000.0	99	29284	No
206	GOM_NL__2PRFIN20071006_205437_000000382062_00172_29284_0569.N1	06-OCT-2007 20:54:37	Dark	37.500	143	Alp Hyi	2.8570	7200.0	75	29284	No
207	GOM_NL__2PRFIN20071006_205604_000000392062_00172_29284_0570.N1	06-OCT-2007 20:56:04	Dark	39.000	9	Alp Eri	0.45300	24000.	78	29284	No
208	GOM_NL__2PRFIN20071006_210118_000000422062_00172_29284_0571.N1	06-OCT-2007 21:01:18	Straylight	42.000	84	Alp Phe	2.3970	4500.0	84	29284	No
209	GOM_NL__2PRFIN20071006_210804_000000462062_00172_29284_0572.N1	06-OCT-2007 21:08:04	Straylight	45.500	52	16Bet Cet	2.0370	4500.0	91	29284	No
210	GOM_NL__2PRFIN20071006_211811_000000352062_00172_29284_0573.N1	06-OCT-2007 21:18:11	Bright	34.500	90	54Alp Peg	2.4870	11000.	69	29284	No
211	GOM_NL__2PRFIN20071006_212146_000000372062_00172_29284_0574.N1	06-OCT-2007 21:21:46	Bright	36.500	93	53Bet Peg	2.5200	3100.0	73	29284	No
212	GOM_NL__2PRFIN20071006_213035_000000412062_00172_29284_0575.N1	06-OCT-2007 21:30:35	Bright	40.500	68	18Alp Cas	2.2250	4500.0	81	29284	No
213	GOM_NL__2PRFIN20071006_213201_000000392062_00172_29284_0576.N1	06-OCT-2007 21:32:01	Bright	39.000	76	27Gam Cas	2.3000	30000.	78	29284	No
214	GOM_NL__2PRFIN20071006_213904_000000372062_00172_29284_0577.N1	06-OCT-2007 21:39:04	Bright	36.500	49	1Alp UMi	1.9900	6300.0	73	29284	No
215	GOM_NL__2PRFIN20071006_214709_000000372062_00172_29284_0578.N1	06-OCT-2007 21:47:09	Bright	36.500	36	50Alp UMa	1.8000	6300.0	73	29284	No
216	GOM_NL__2PRFIN20071006_214840_000000362062_00172_29284_0579.N1	06-OCT-2007 21:48:40	Bright	36.000	82	48Bet UMa	2.3650	10600.	72	29284	No
217	GOM_NL__2PRFIN20071006_215157_000000522062_00172_29284_0580.N1	06-OCT-2007 21:51:57	Bright	52.000	174	52Psi UMa	3.0040	4400.0	104	29284	No
218	GOM_NL__2PRFIN20071006_215840_000000422062_00172_29284_0581.N1	06-OCT-2007 21:58:40	Bright	42.000	166	17Eps Leo	2.9800	6000.0	84	29284	No
219	GOM_NL__2PRFIN20071006_220146_000000362062_00172_29284_0582.N1	06-OCT-2007 22:01:46	Bright	36.000	22	32Alp Leo	1.3600	15200.	72	29284	No

220	GOM_NL__2PRFIN20071006_220832_000000472062_00172_29284_0583.N1	06-OCT-2007 22:08:32	Twilight	46.500	48	30Alp Hya	1.9770	4100.0	93	29284	No
221	GOM_NL__2PRFIN20071006_221811_000000452062_00172_29284_0584.N1	06-OCT-2007 22:18:11	Dark	44.500	65	Lam Vel	2.2040	4400.0	89	29284	No
222	GOM_NL__2PRFIN20071006_221948_000000442062_00172_29284_0585.N1	06-OCT-2007 22:19:48	Dark	43.500	70	Zet Pup	2.2460	39000.	87	29284	No
223	GOM_NL__2PRFIN20071006_222126_000000382062_00172_29284_0586.N1	06-OCT-2007 22:21:26	Dark	37.500	46	Del Vel	1.9540	10600.	75	29284	No
224	GOM_NL__2PRFIN20071006_222459_000000442062_00173_29285_0578.N1	06-OCT-2007 22:24:59	Dark	44.000	161	Tau Pup	2.9310	4500.0	88	29285	No
225	GOM_NL__2PRFIN20071006_222623_000000572062_00173_29285_0579.N1	06-OCT-2007 22:26:23	Dark	57.000	2	Alp Car	-0.73600	7000.0	114	29285	No
226	GOM_NL__2PRFIN20071006_223513_000000422062_00173_29285_0580.N1	06-OCT-2007 22:35:13	Dark	42.000	143	Alp Hyi	2.8570	7200.0	84	29285	No
227	GOM_NL__2PRFIN20071006_223640_000000512062_00173_29285_0581.N1	06-OCT-2007 22:36:40	Dark	51.000	9	Alp Eri	0.45300	24000.	102	29285	No
228	GOM_NL__2PRFIN20071006_224154_000000422062_00173_29285_0582.N1	06-OCT-2007 22:41:54	Straylight	42.000	84	Alp Phe	2.3970	4500.0	84	29285	No
229	GOM_NL__2PRFIN20071006_224840_000000452062_00173_29285_0583.N1	06-OCT-2007 22:48:40	Straylight	44.500	52	16Bet Cet	2.0370	4500.0	89	29285	No
230	GOM_NL__2PRFIN20071006_225847_000000362062_00173_29285_0584.N1	06-OCT-2007 22:58:47	Bright	35.500	90	54Alp Peg	2.4870	11000.	71	29285	No
231	GOM_NL__2PRFIN20071006_230222_000000392062_00173_29285_0585.N1	06-OCT-2007 23:02:22	Bright	38.500	93	53Bet Peg	2.5200	3100.0	77	29285	No
232	GOM_NL__2PRFIN20071006_231111_000000402062_00173_29285_0586.N1	06-OCT-2007 23:11:11	Bright	39.500	68	18Alp Cas	2.2250	4500.0	79	29285	No
233	GOM_NL__2PRFIN20071006_231236_000000392062_00173_29285_0587.N1	06-OCT-2007 23:12:36	Bright	38.500	76	27Gam Cas	2.3000	30000.	77	29285	No
234	GOM_NL__2PRFIN20071006_231940_000000362062_00173_29285_0588.N1	06-OCT-2007 23:19:40	Bright	36.000	49	1Alp UMi	1.9900	6300.0	72	29285	No
235	GOM_NL__2PRFIN20071006_232745_000000372062_00173_29285_0589.N1	06-OCT-2007 23:27:45	Bright	36.500	36	50Alp UMa	1.8000	6300.0	73	29285	No
236	GOM_NL__2PRFIN20071006_232916_000000352062_00173_29285_0590.N1	06-OCT-2007 23:29:16	Bright	34.500	82	48Bet UMa	2.3650	10600.	69	29285	No
237	GOM_NL__2PRFIN20071006_233233_000000522062_00173_29285_0591.N1	06-OCT-2007 23:32:33	Bright	52.000	174	52Psi UMa	3.0040	4400.0	104	29285	No
238	GOM_NL__2PRFIN20071006_233916_000000422062_00173_29285_0592.N1	06-OCT-2007 23:39:16	Bright	42.000	166	17Eps Leo	2.9800	6000.0	84	29285	No
239	GOM_NL__2PRFIN20071006_234223_000000342062_00173_29285_0593.N1	06-OCT-2007 23:42:23	Bright	34.000	22	32Alp Leo	1.3600	15200.	68	29285	No
240	GOM_NL__2PRFIN20071006_234908_000000432062_00173_29285_0594.N1	06-OCT-2007 23:49:08	Twilight	43.000	48	30Alp Hya	1.9770	4100.0	86	29285	No
241	GOM_NL__2PRFIN20071006_235847_000000422062_00173_29285_0595.N1	06-OCT-2007 23:58:47	Dark	42.000	65	Lam Vel	2.2040	4400.0	84	29285	No

3. Quality information per product

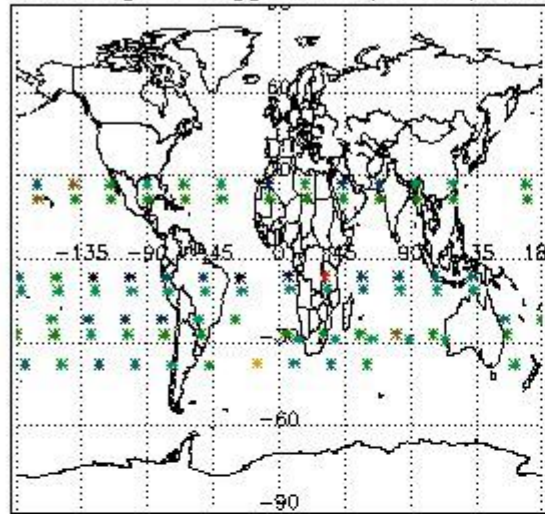
In this section it is plotted some information contained in the Quality Summary data set of the level 2 products. Only products in dark limb conditions and without errors (error flag in the MPH set to "0") are used.

3.1 Plot quality information per product (time dependant)

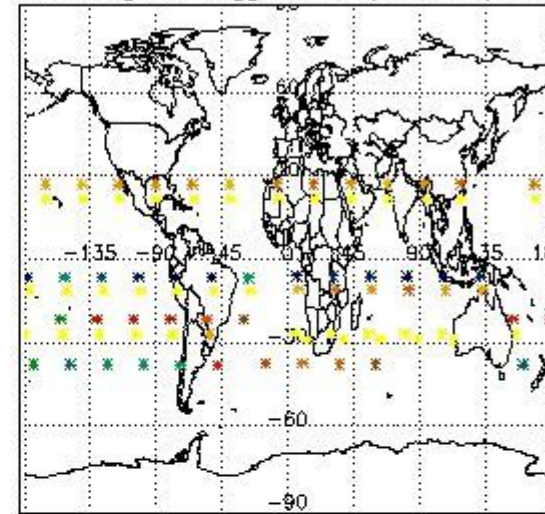


3.2 Plot quality information per product (world map)

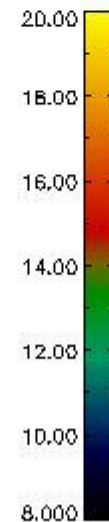
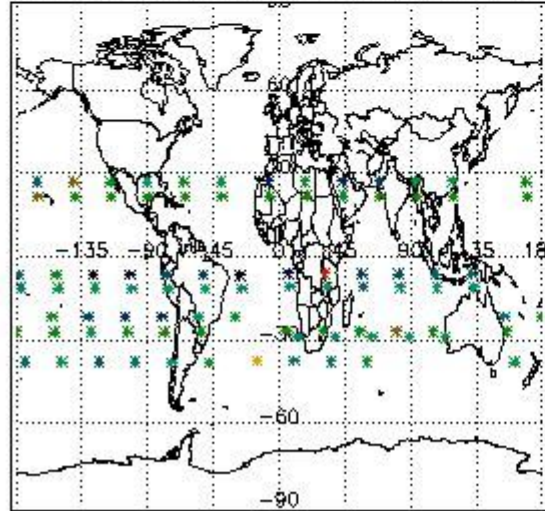
Percentage of flagged data per O3 profile



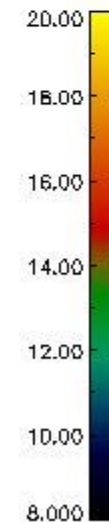
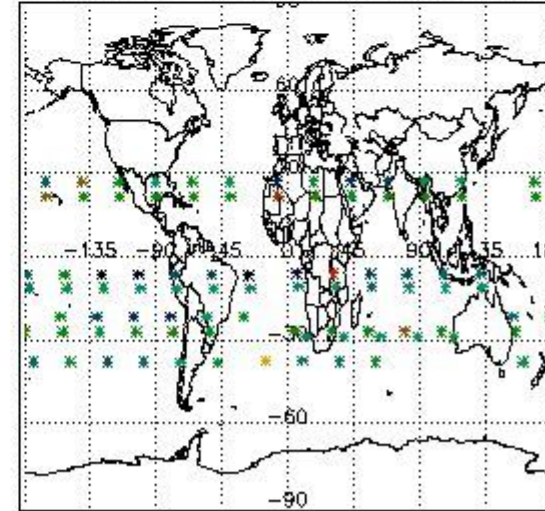
Percentage of flagged data per H2O profile



Percentage of flagged data per NO2 profile



Percentage of flagged data per NO3 profile

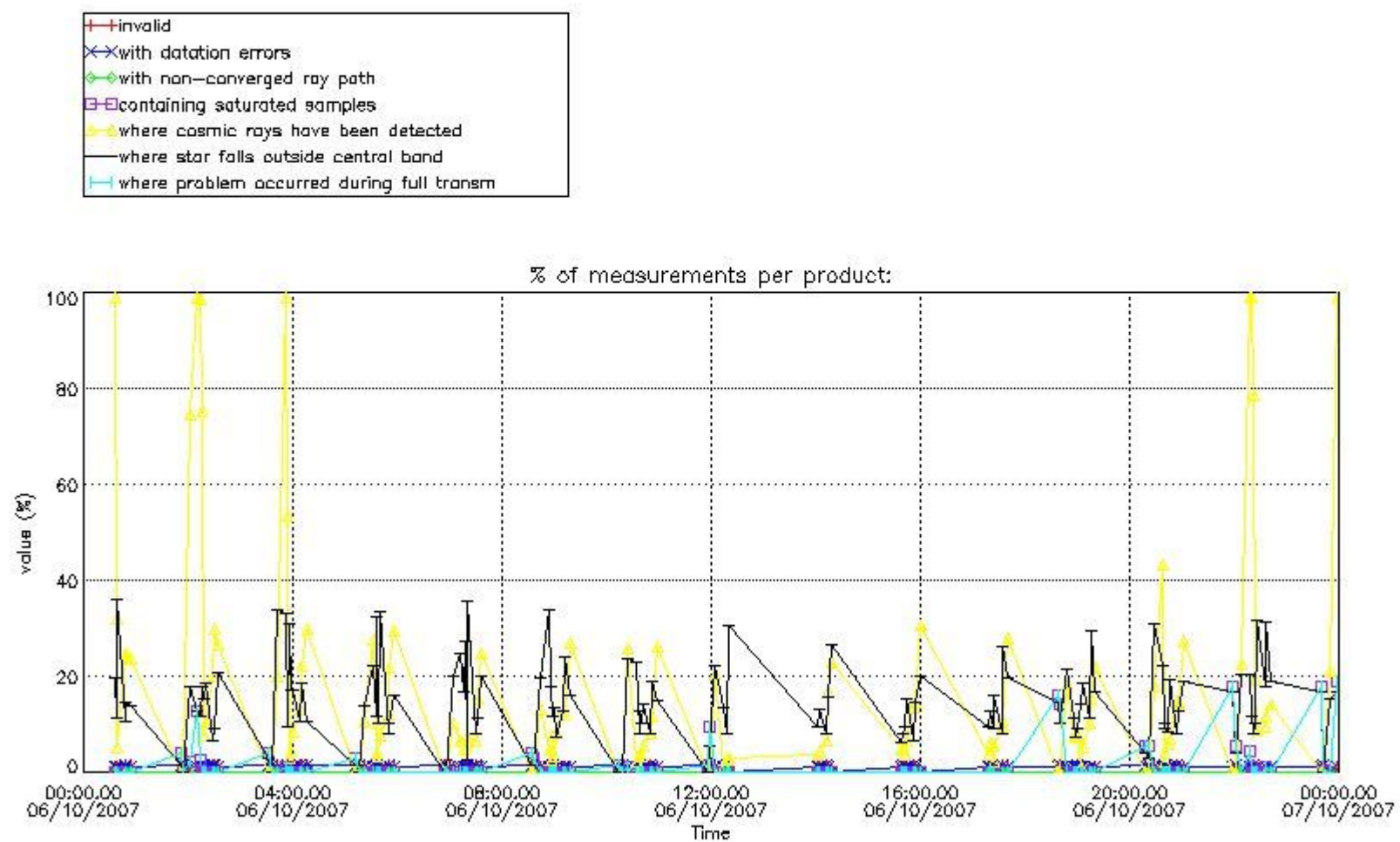


4. Level 1 quality information per product

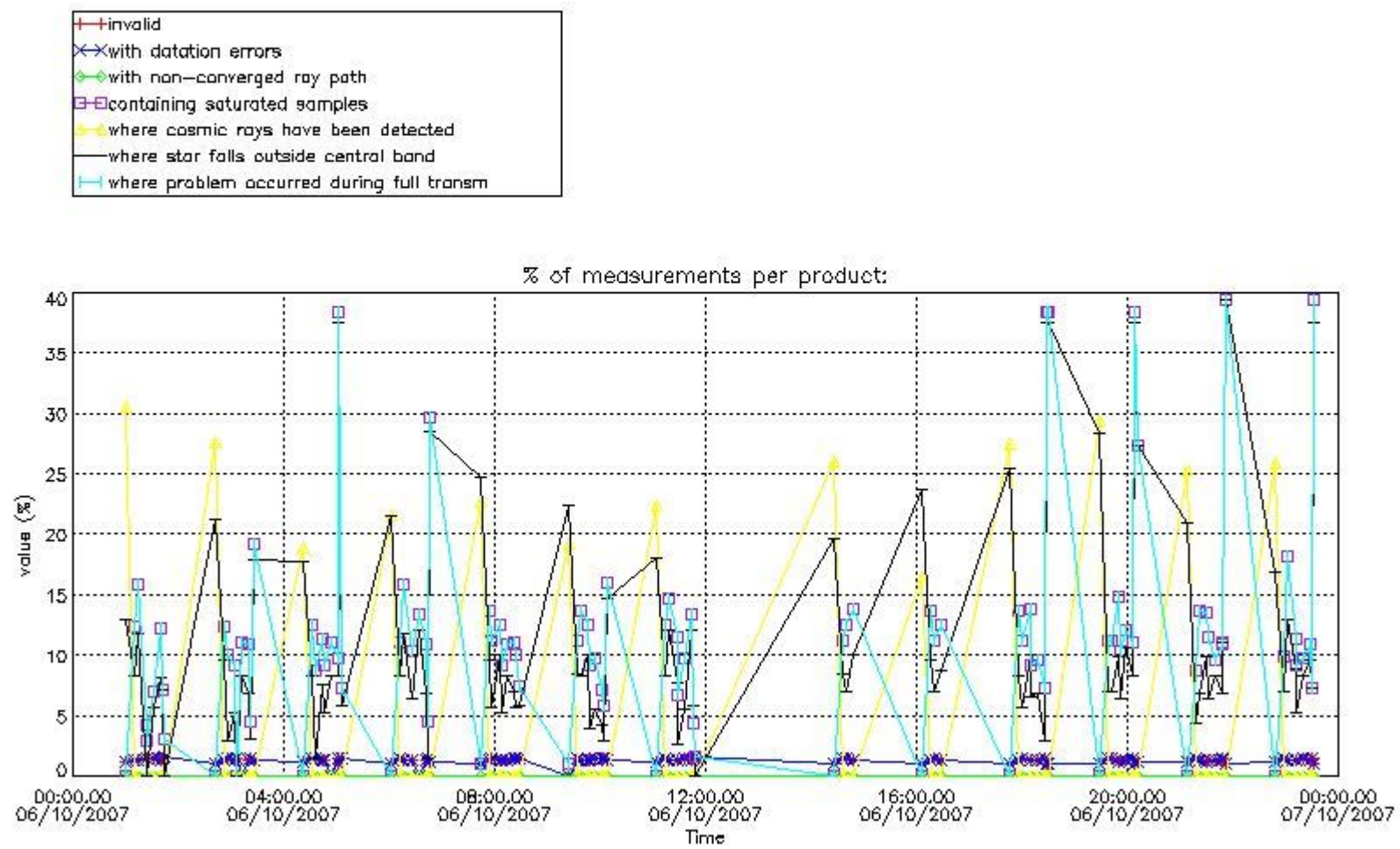
In this section it is plotted some information contained in the Quality Summary data set of the level 2 products that comes from the level 1b processing. Products without errors (error flag in the MPH set to "0") are used.

4.1 Plot quality information per product (time dependant) coming from level 1b processing

4.1.1 Plot level 1 quality information per product (time dependant): ENVISAT ASCENDING passes



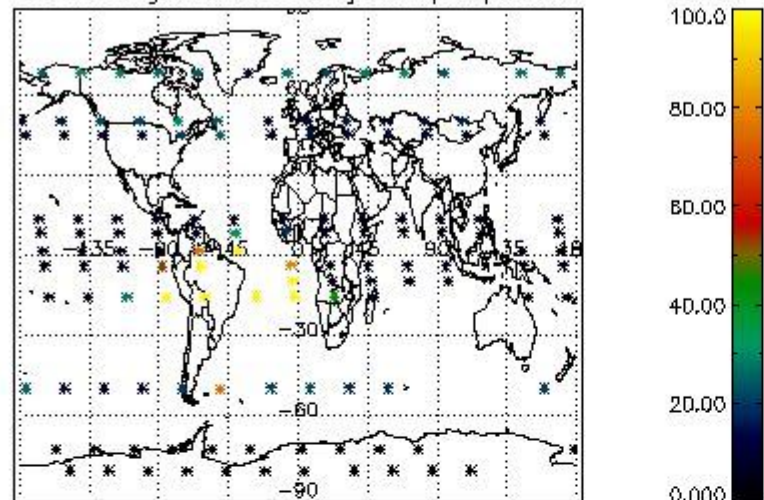
4.1.2 Plot level 1 quality information per product (time dependant): ENVI SAT DESCENDING passes



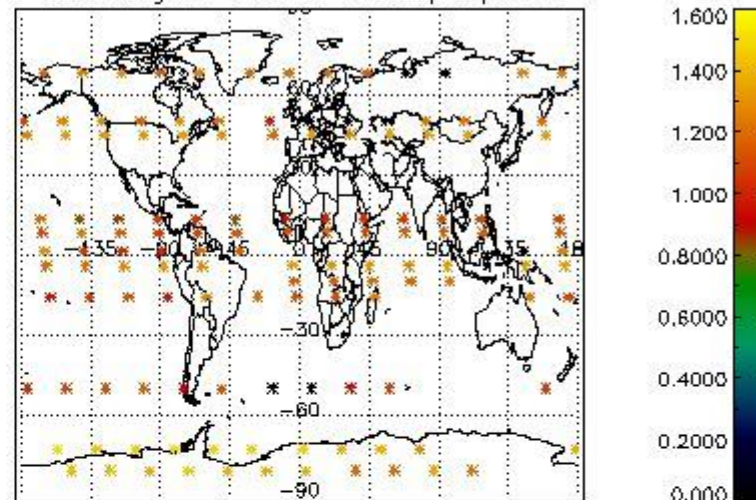
4.2 Plot quality information per product coming from level 1b processing (world map)

4.2.1 Plot level 1 quality information per product (world map): ENVISAT ASCENDING passes

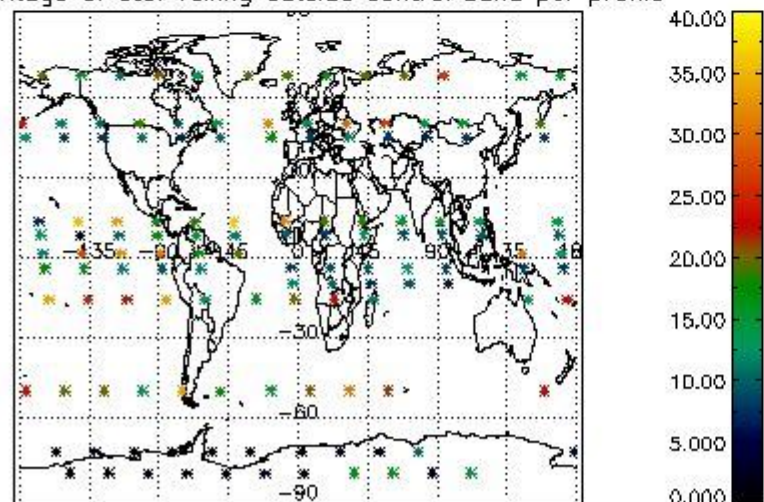
Percentage of cosmic ray hits per profile



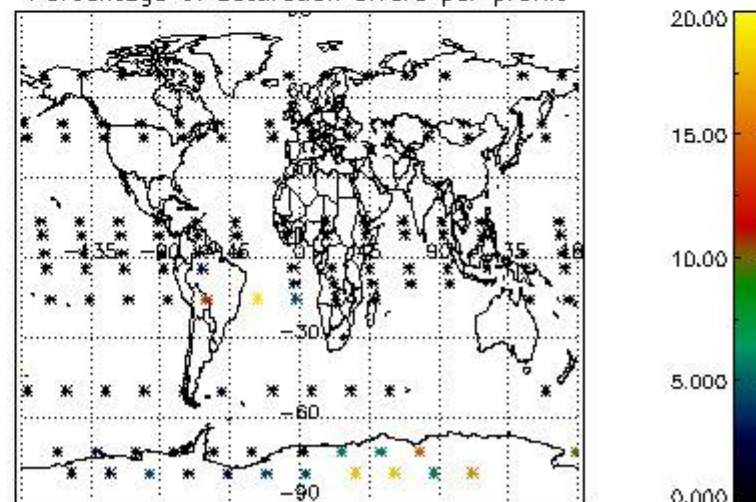
Percentage of datation errors per profile



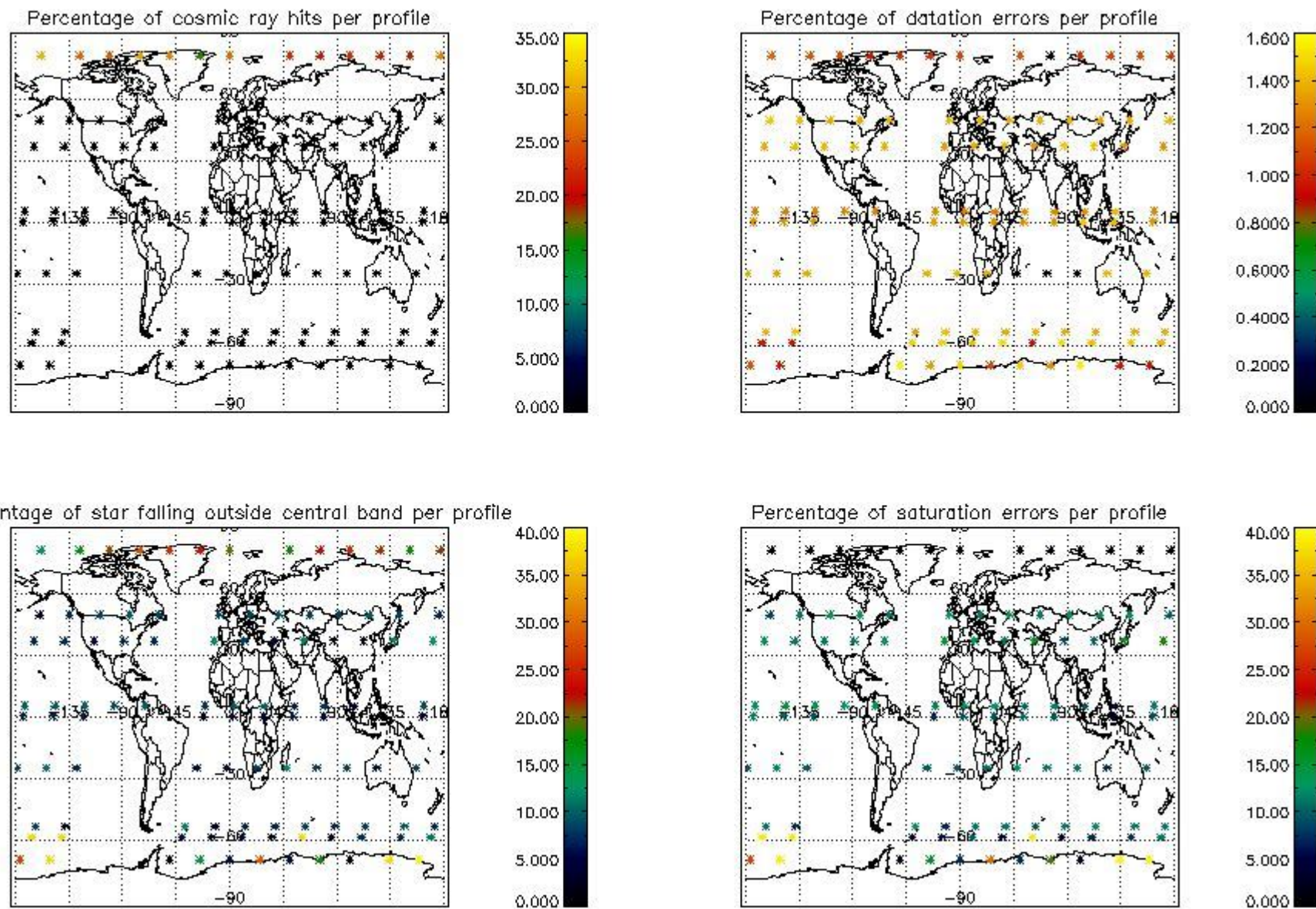
Percentage of star falling outside central band per profile



Percentage of saturation errors per profile



4.2.2 Plot level 1 quality information per product (world map): ENVISAT DESCENDING passes



5. Trace gas profiles

5.1 Ozone statistics based on quality of products

The final quality of the products can be "measured" using the STD (Standard Deviation) attached to every point profile. This information is written to the parameter GOM_NL__2P/NL_LOCAL_SPECIES_DENSITY/o3_std of the level 2 products. The table below shows the statistics for given STD ranges.

The statistics are given with respect to the overall valid production:

- Products without fatal errors: GOM_NL__2P/MPH/PRODUCT_ERR=0
- Valid point profile: GOM_NL__2P/NL_LOCAL_SPECIES_DENSITY/pcd(0)=0

The 'Criteria' is applied to valid points of dark limb products:

- Products in dark limb illumination condition: GOM_NL__2P/NL_SUMMARY_QUALITY/obs_ill_cond=0
- Products without fatal errors: GOM_NL__2P/MPH/PRODUCT_ERR=0
- Valid point profile: GOM_NL__2P/NL_LOCAL_SPECIES_DENSITY/pcd(0)=0

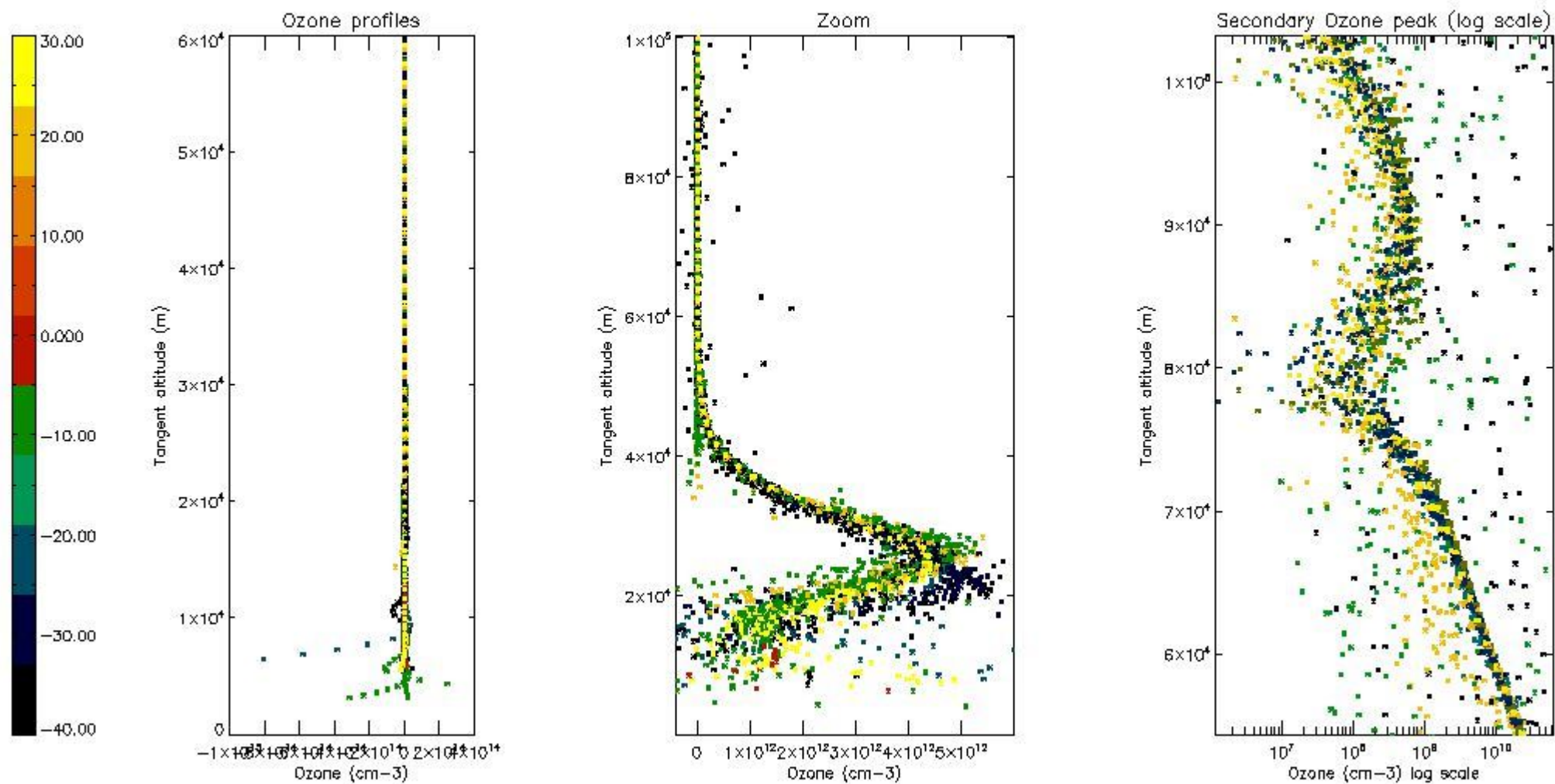
So, the table below shows the percentage of dark limb and valid observations for each criteria with respect to the overall valid daily observations.

Criteria	% of total production
All STD	40
STD < 20	21

STD < 10	16
STD < 5	10

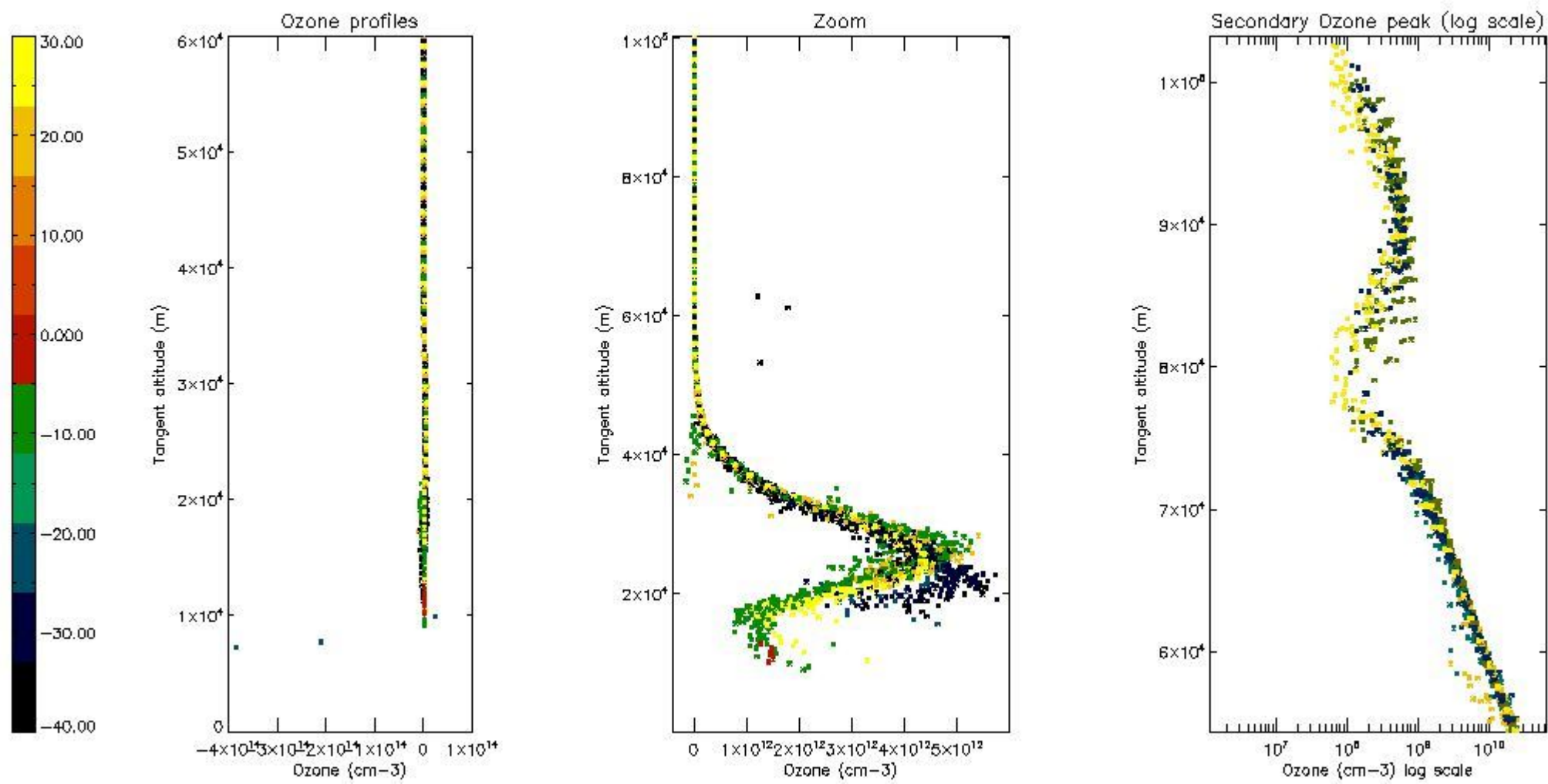
5.2 Plot ozone profiles for all STD (dark without errors)

The colorbar represents the latitude.



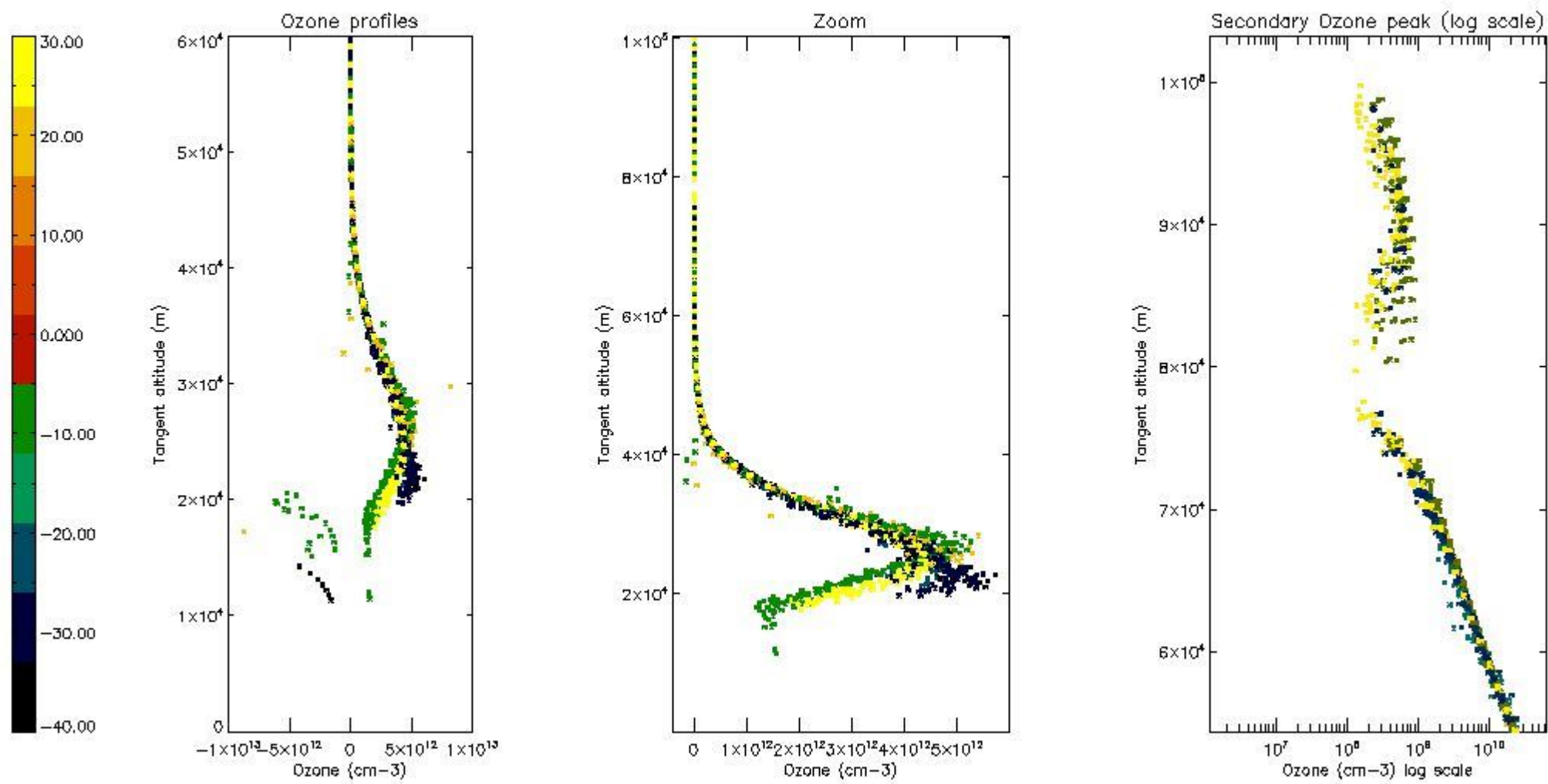
5.3 Plot ozone profiles where STD < 20% (dark without errors)

The colorbar represents the latitude.



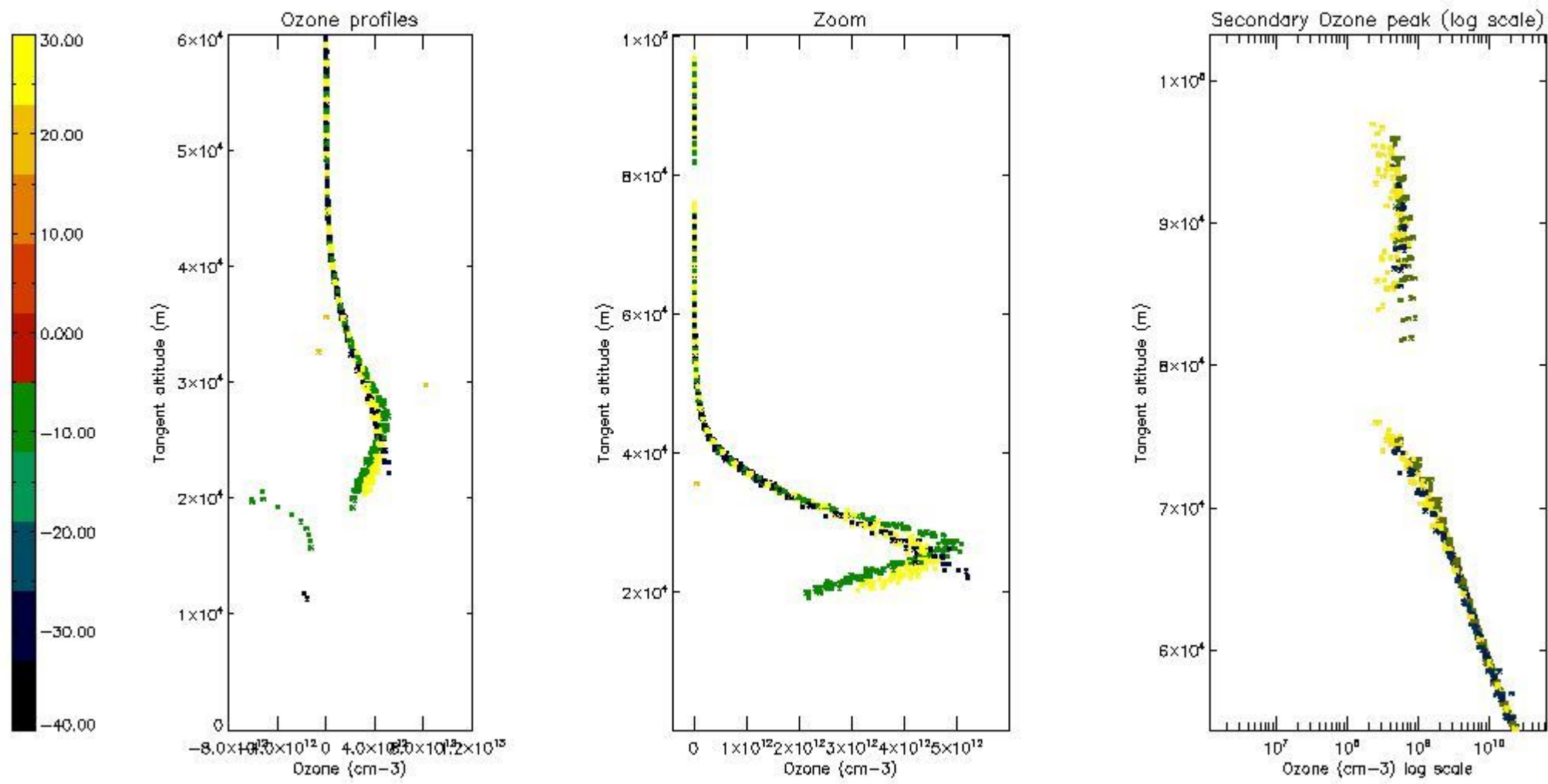
5.4 Plot ozone profiles where STD < 10% (dark without errors)

The colorbar represents the latitude.



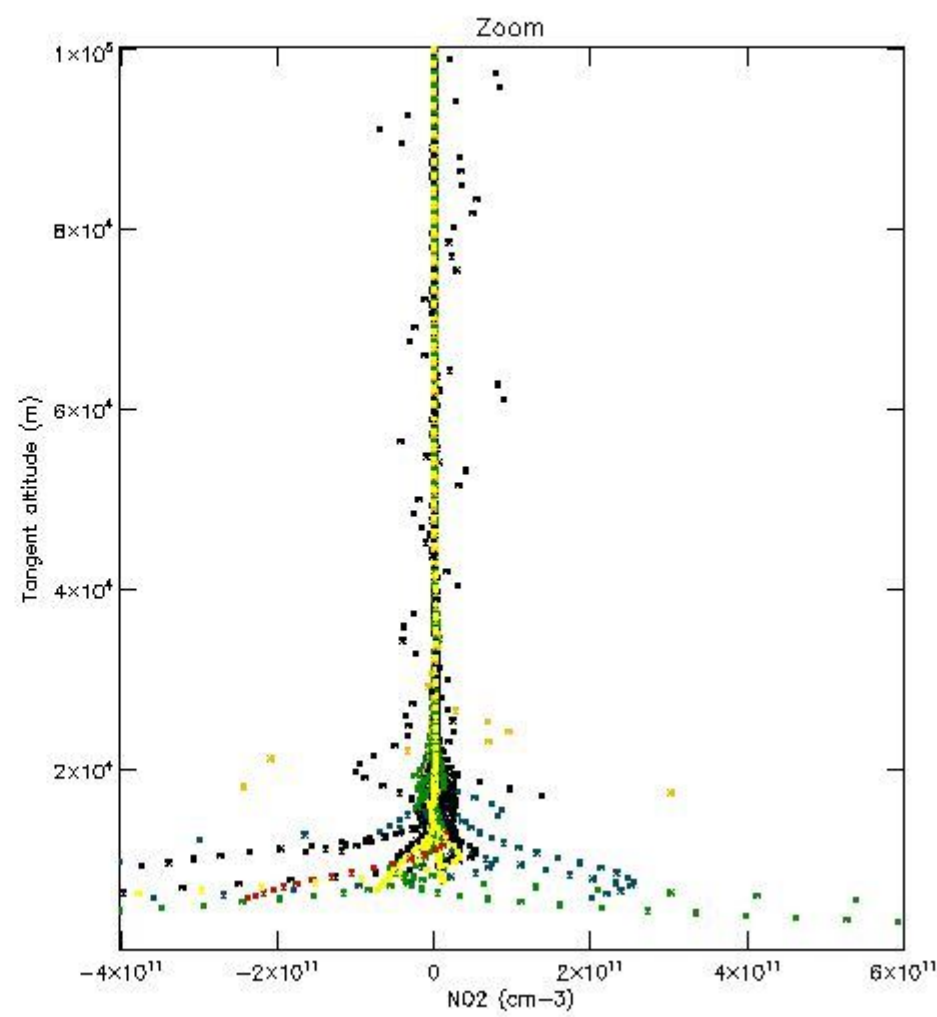
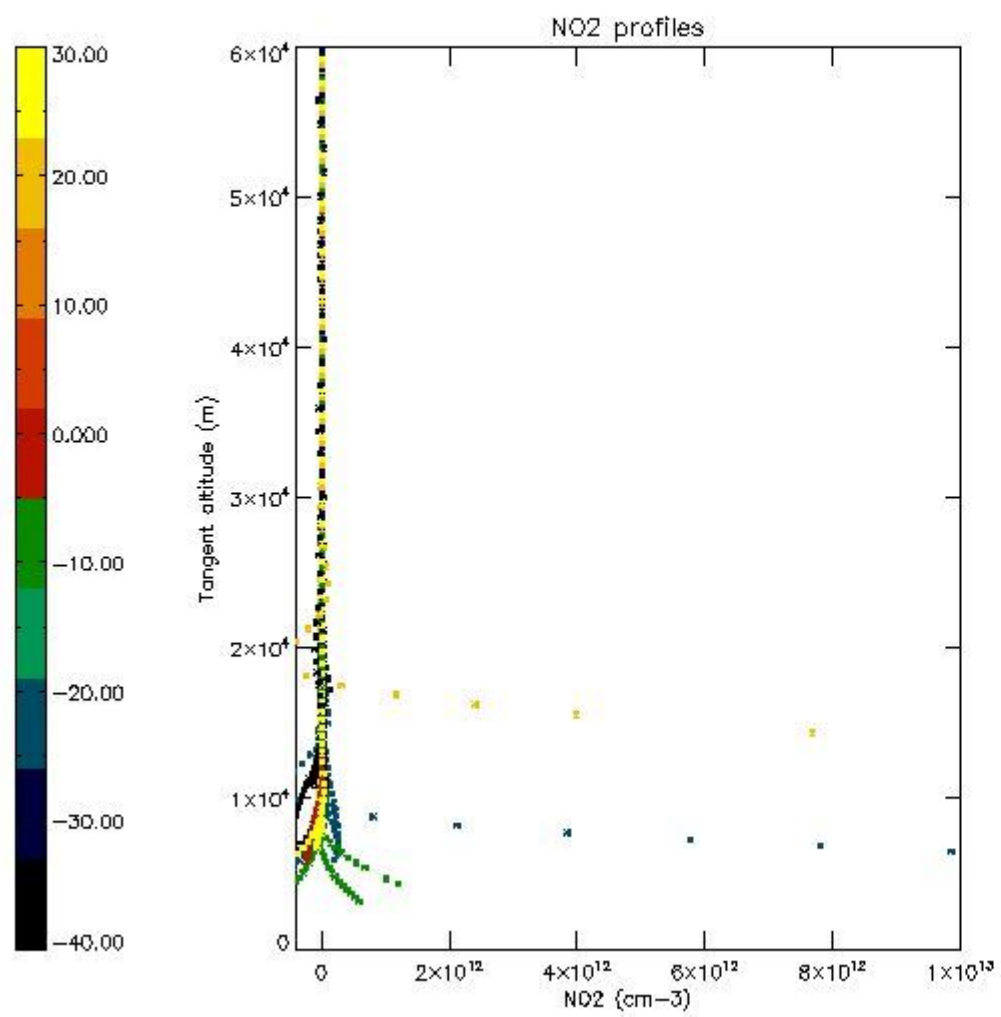
5.5 Plot ozone profiles where $STD < 5\%$ (dark without errors)

The colorbar represents the latitude.



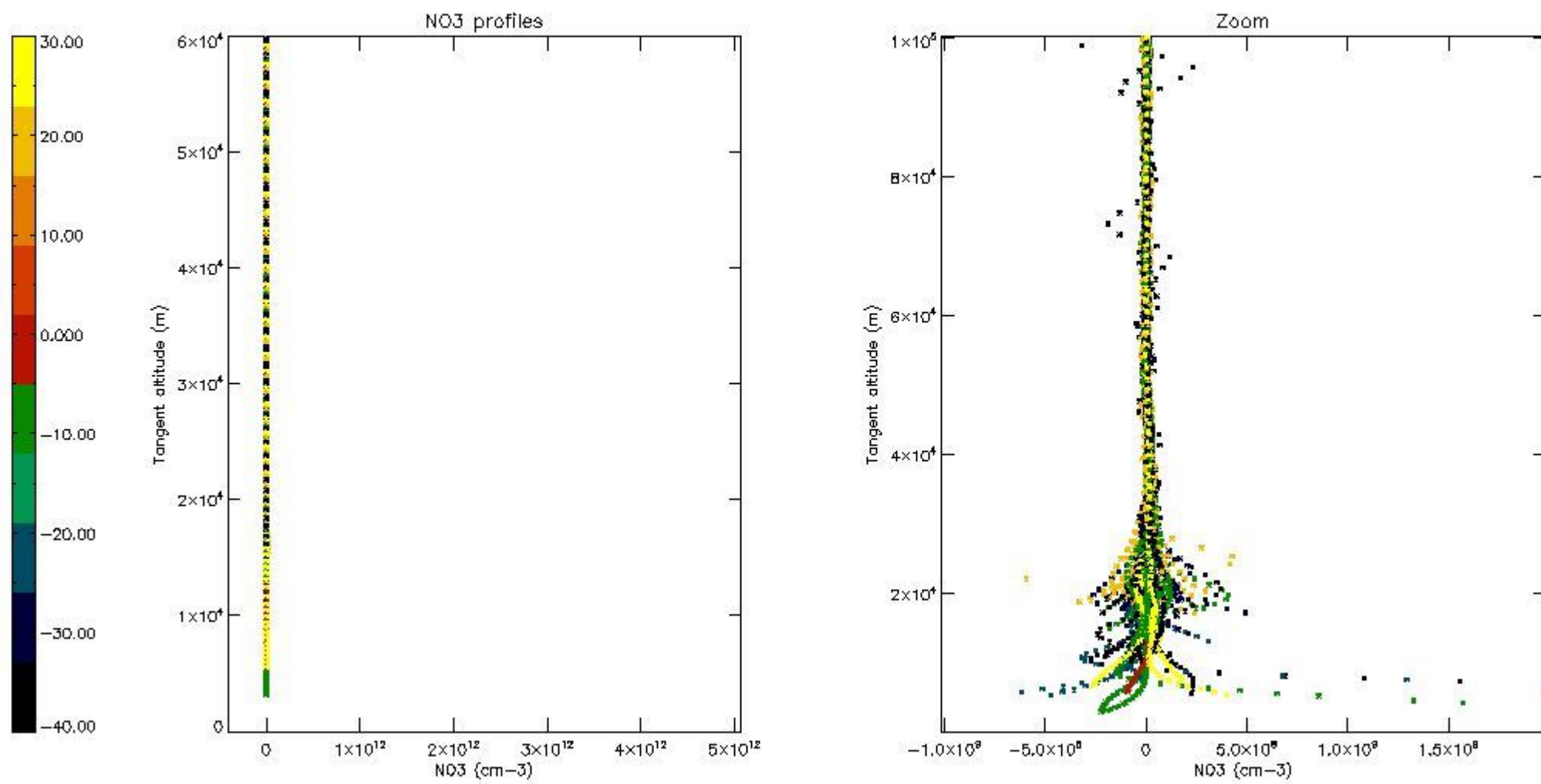
5.6 Plot NO₂ profiles for all STD (dark without errors)

The colorbar represents the latitude.



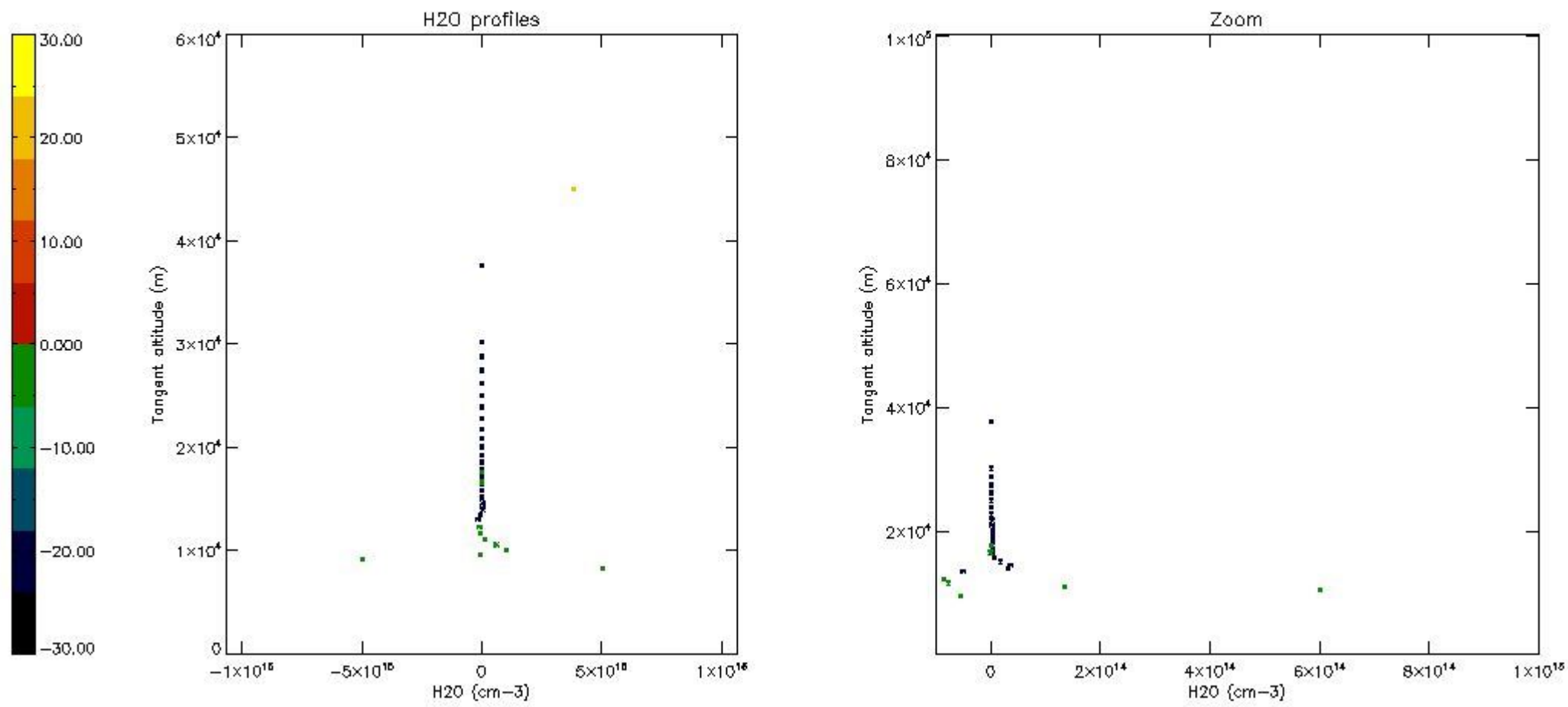
5.7 Plot NO3 profiles for all STD (dark without errors)

The colorbar represents the latitude.



5.8 Plot H2O profiles for all STD (only for occultations of stars 1,2,3,4,13,14,16,26,63 dark without errors)

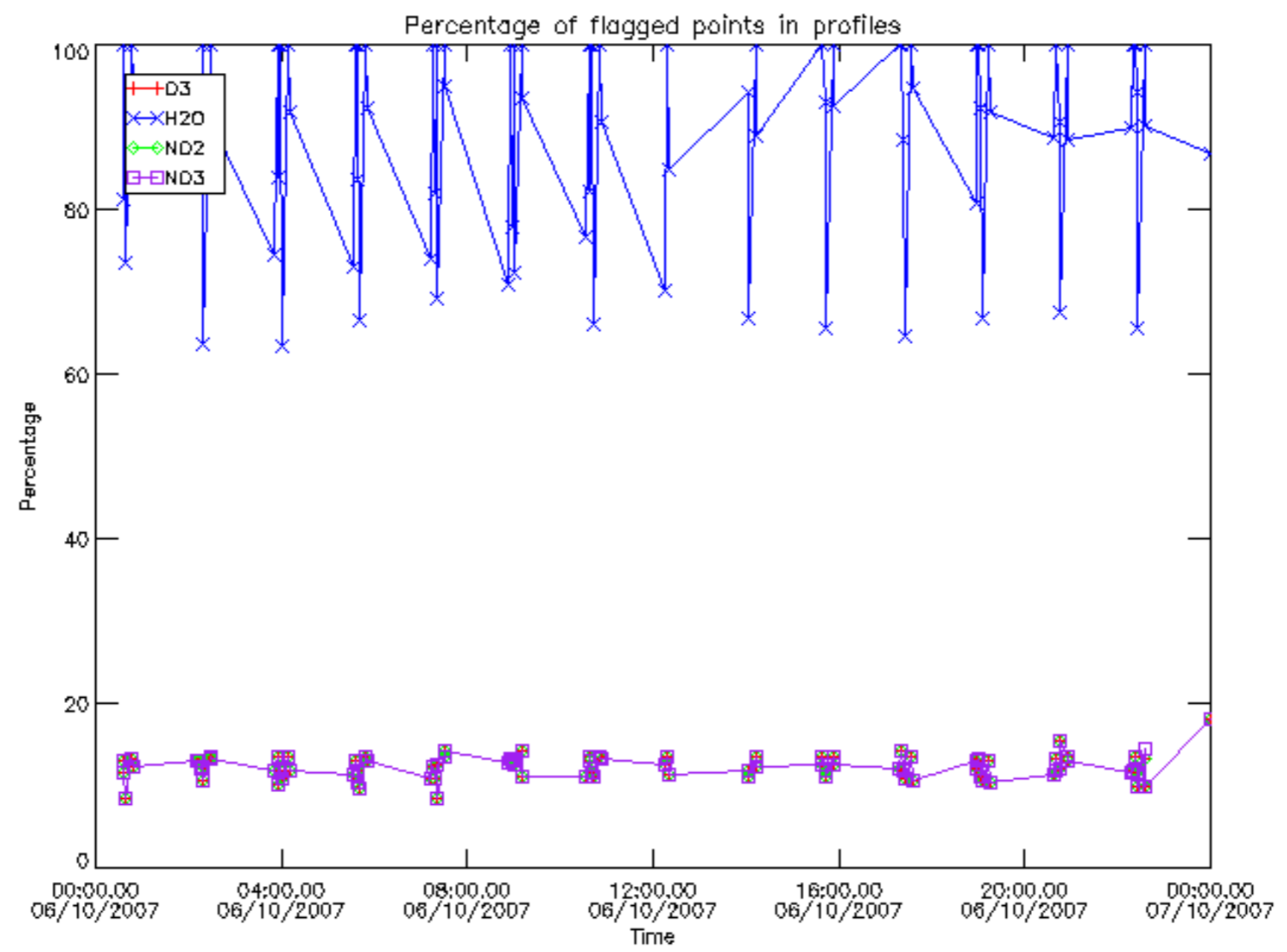
The colorbar represents the latitude.



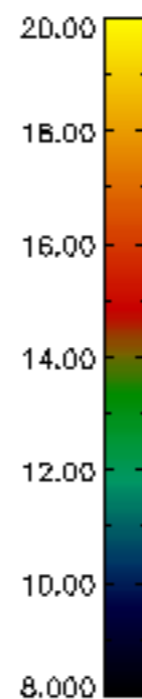
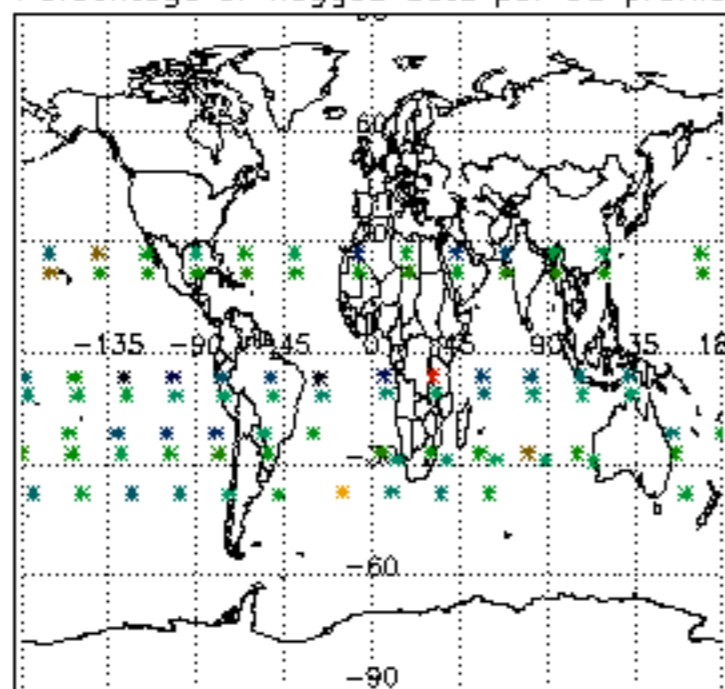
6. Auxiliary Data Files used for the production reported in section 2

The number reported in the third column indicates since which file (see list in section 2) the corresponding auxiliary file has been used. The fourth column is the date of those product files.

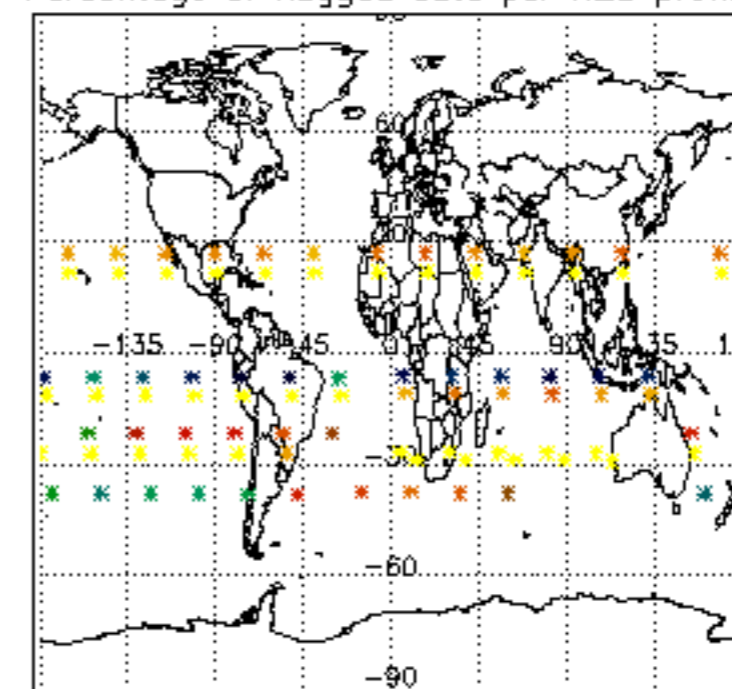
Type	Auxiliary Filename	Used since product	Used since product date
INST_PHYS_CHARACTERISTICS	GOM_INS_AXVIEC20091111_143220_20030716_120000_20500101_000000	1	06-OCT-2007 00:35:09
LEVEL-2_PROC_CONFIG	GOM_PR2_AXVIEC20091111_152718_20020301_000000_20500101_000000	1	06-OCT-2007 00:35:09
CROSS_SECTIONS_FILE	GOM_CRS_AXVIEC20091111_154832_20020301_000000_20500101_000000	1	06-OCT-2007 00:35:09



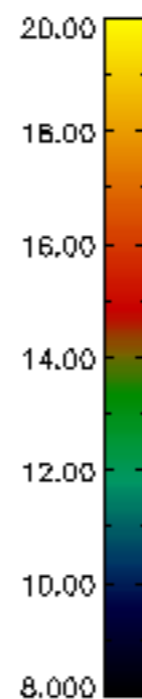
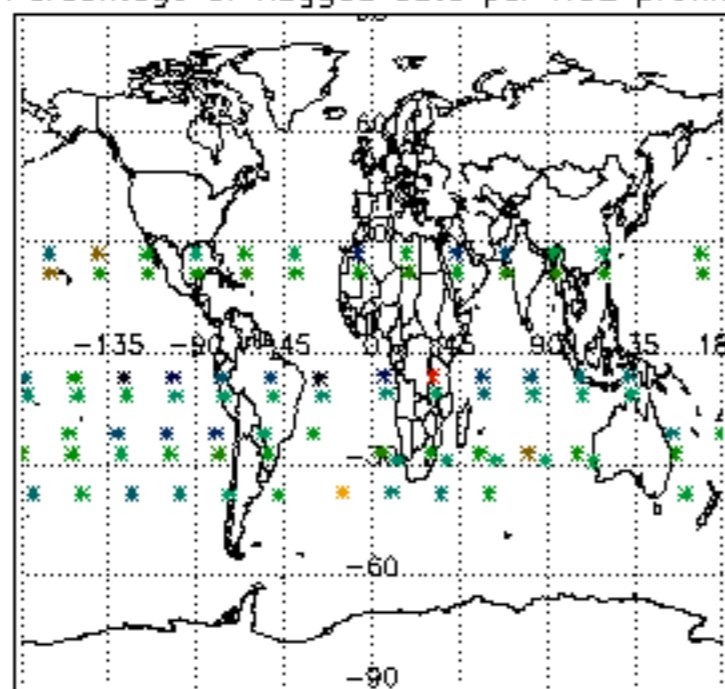
Percentage of flagged data per D3 profile



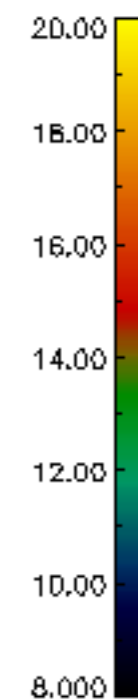
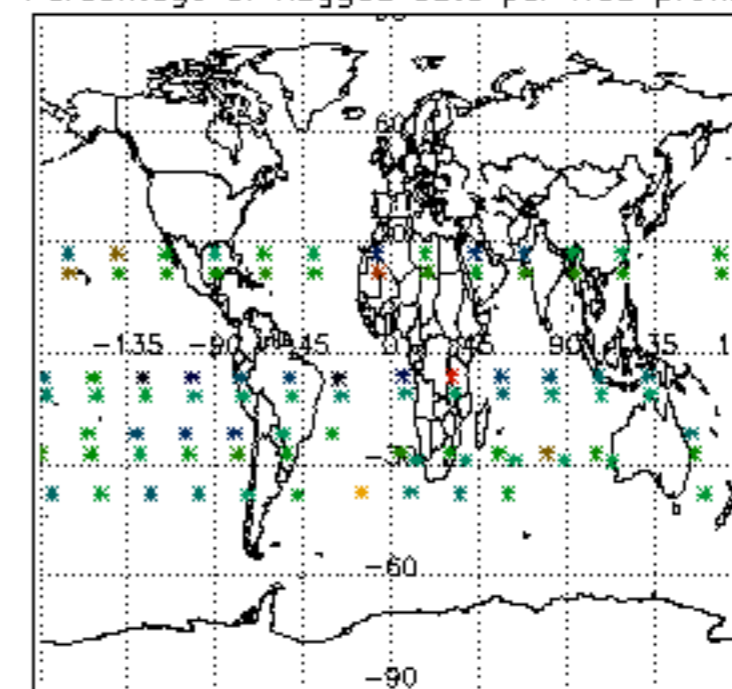
Percentage of flagged data per H2O profile

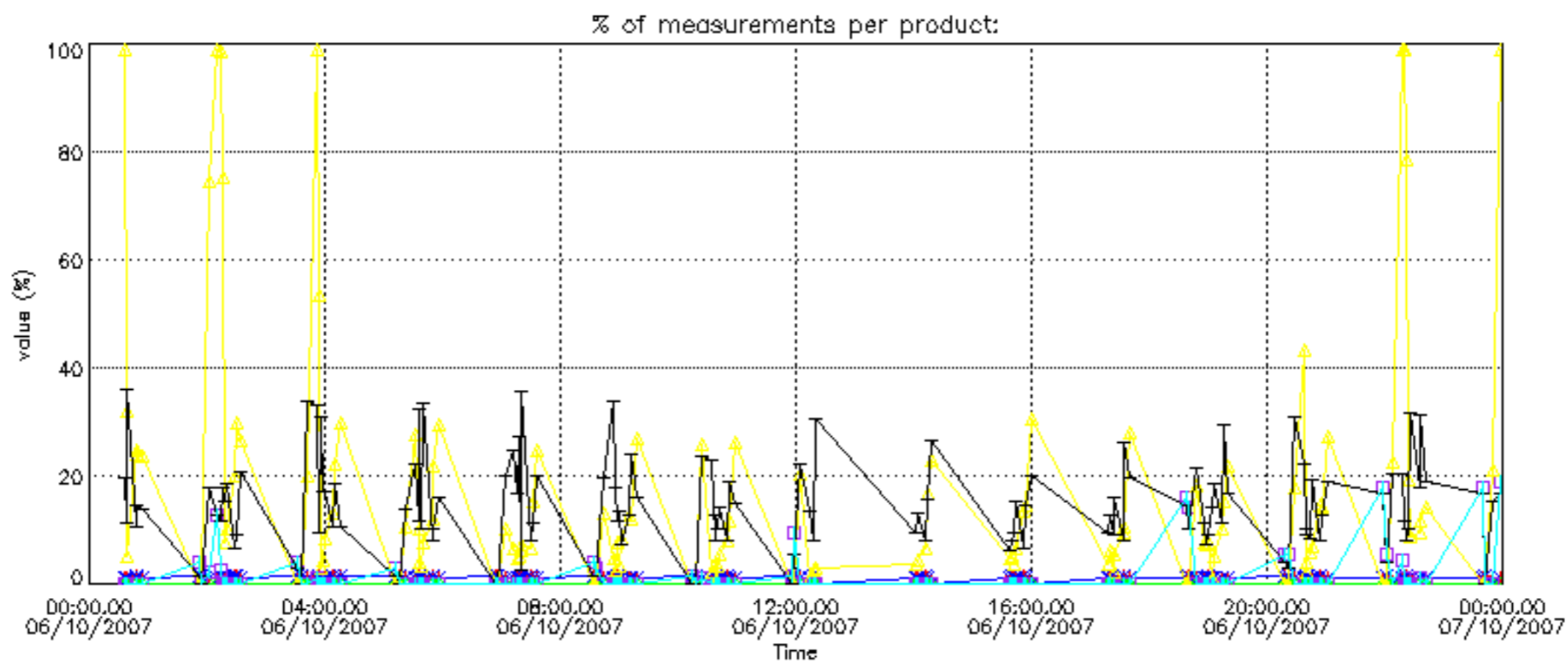


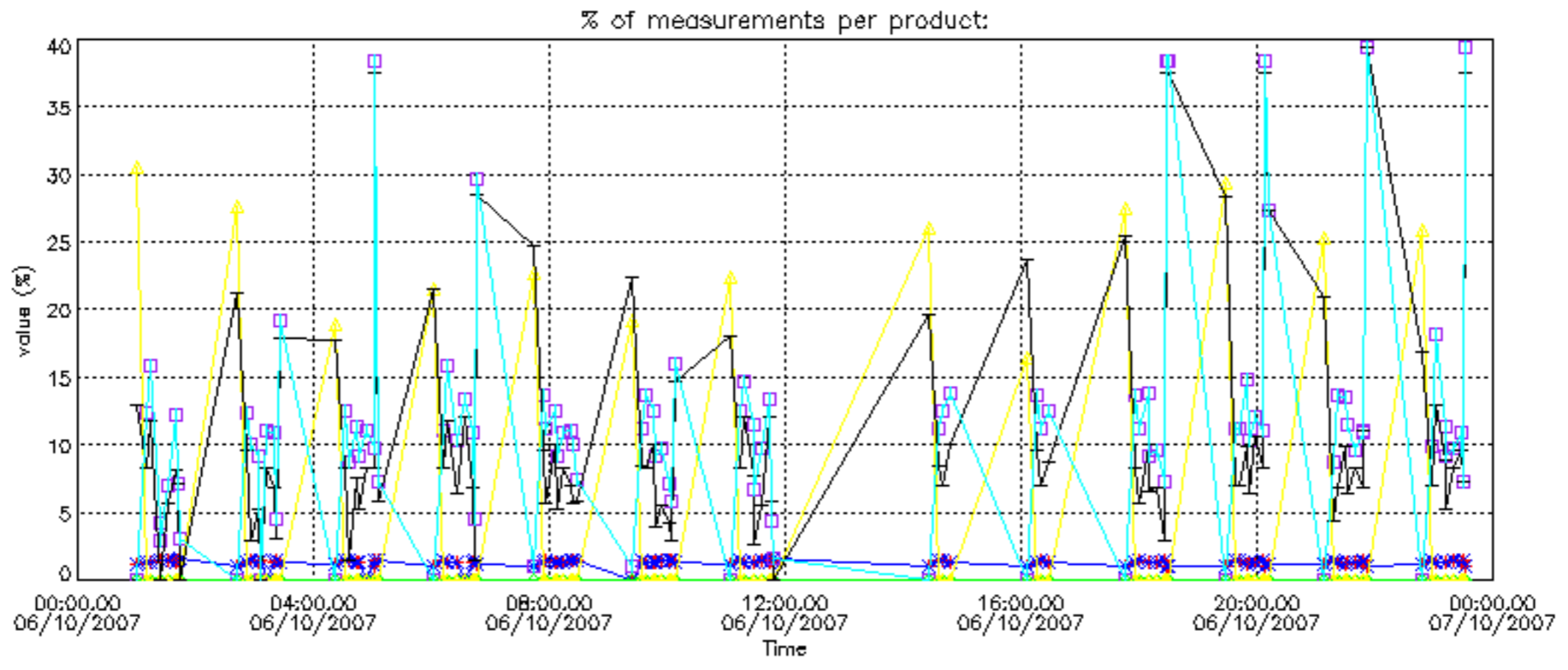
Percentage of flagged data per NO2 profile



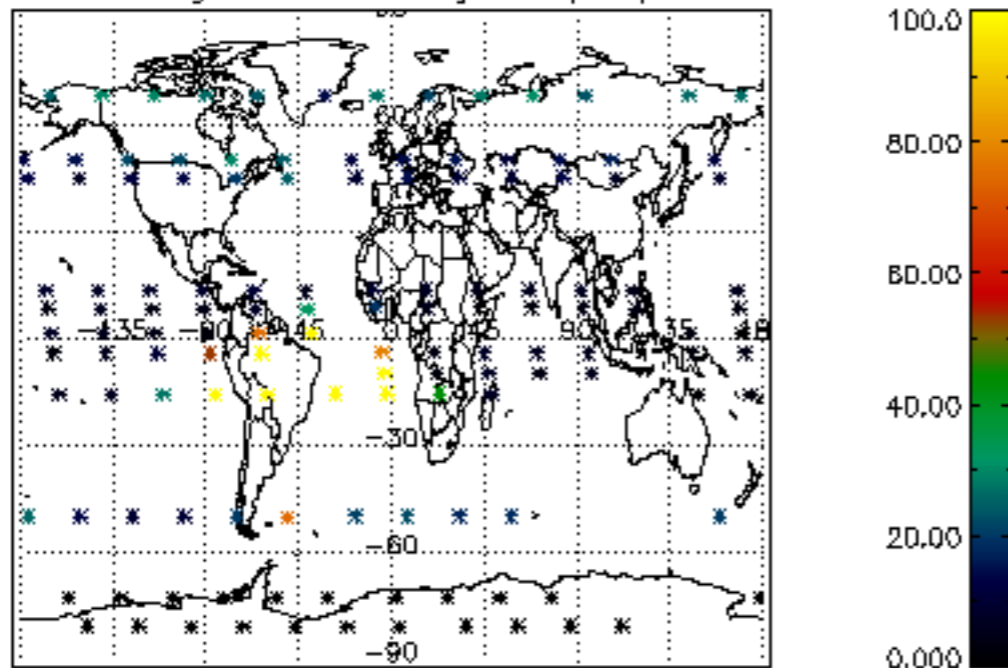
Percentage of flagged data per NO3 profile



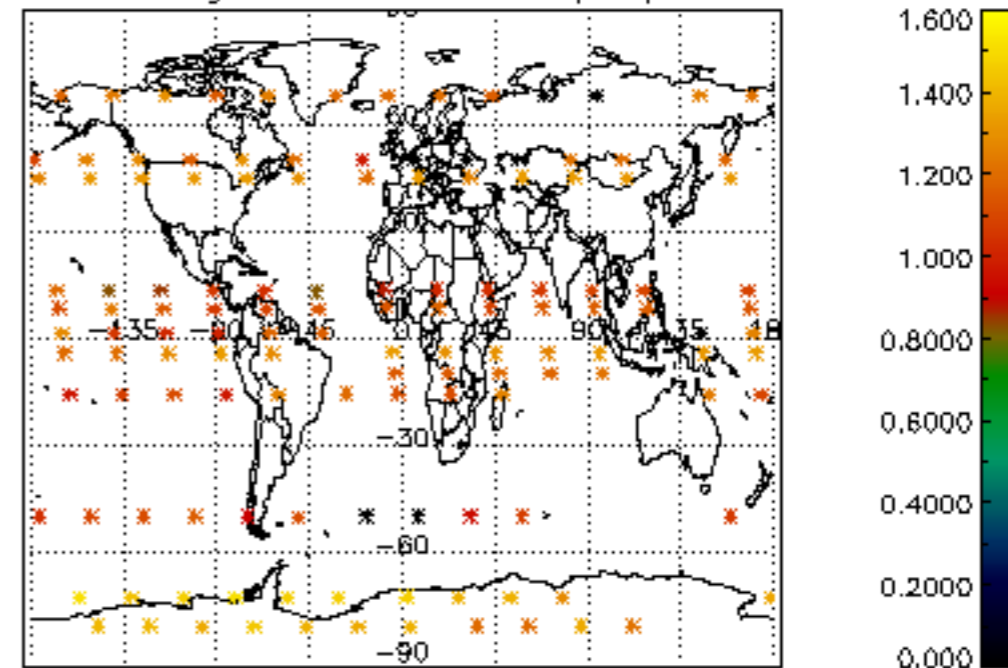




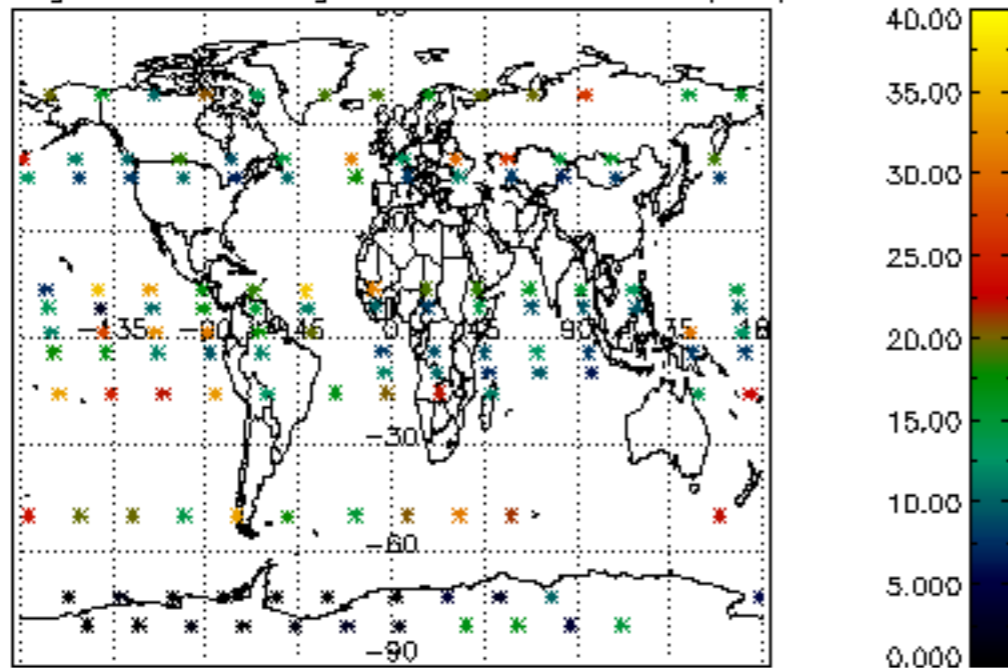
Percentage of cosmic ray hits per profile



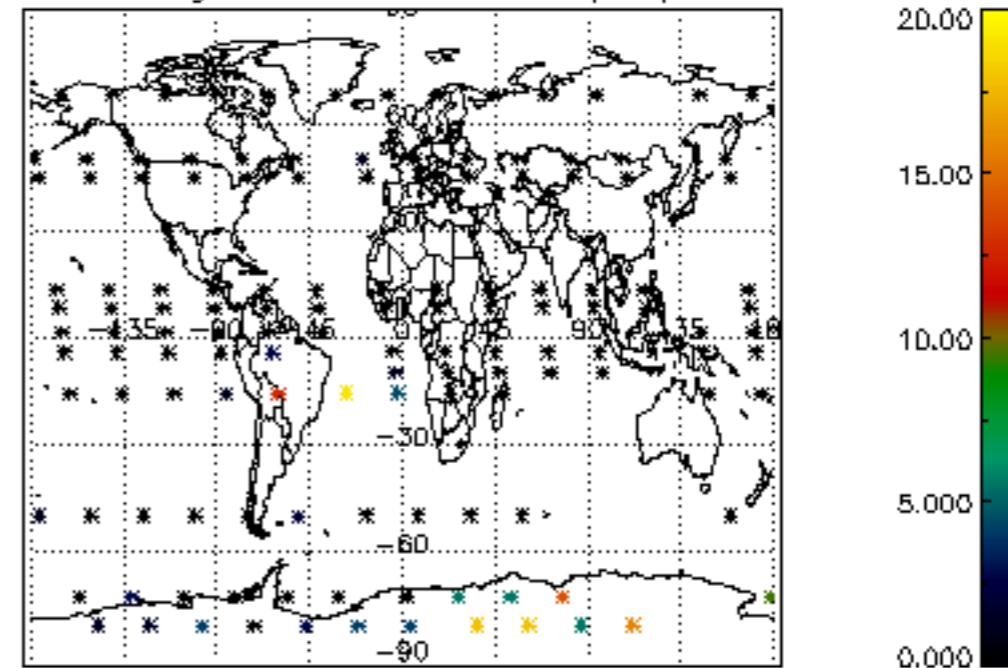
Percentage of datation errors per profile



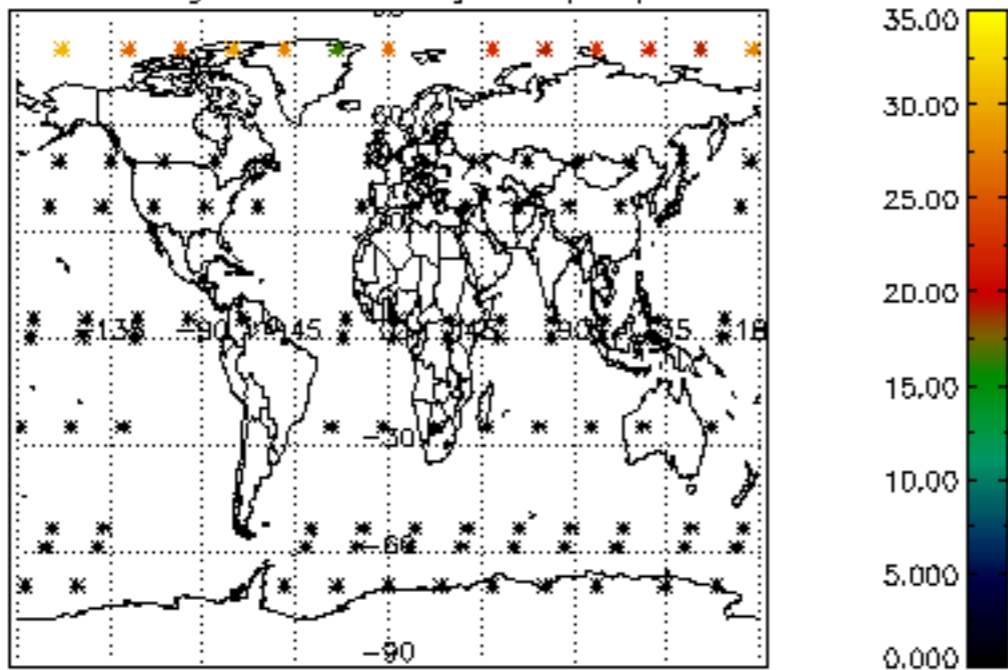
Percentage of star falling outside central band per profile



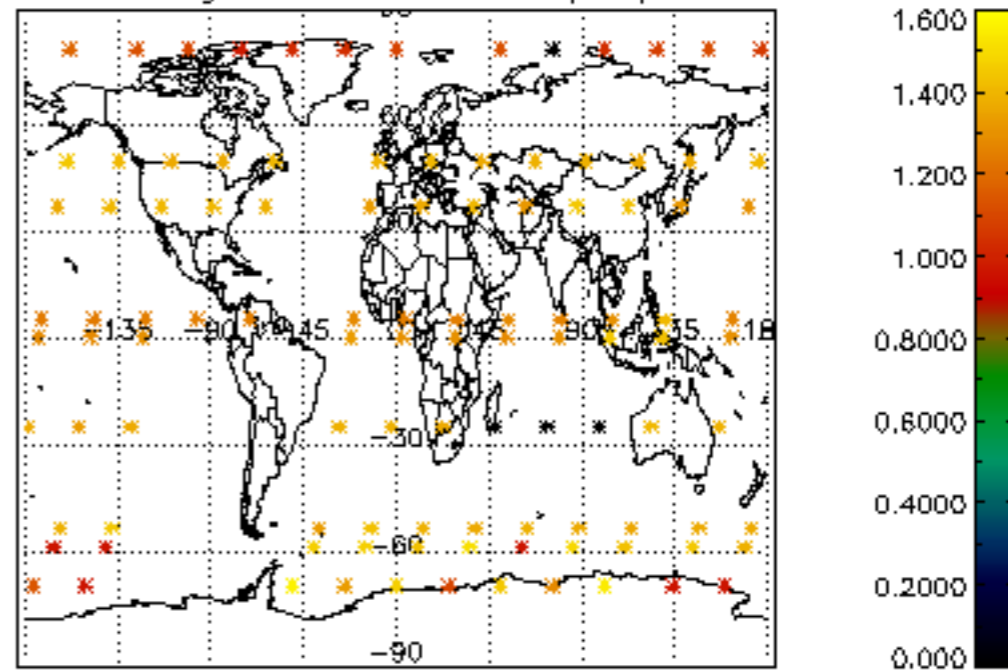
Percentage of saturation errors per profile



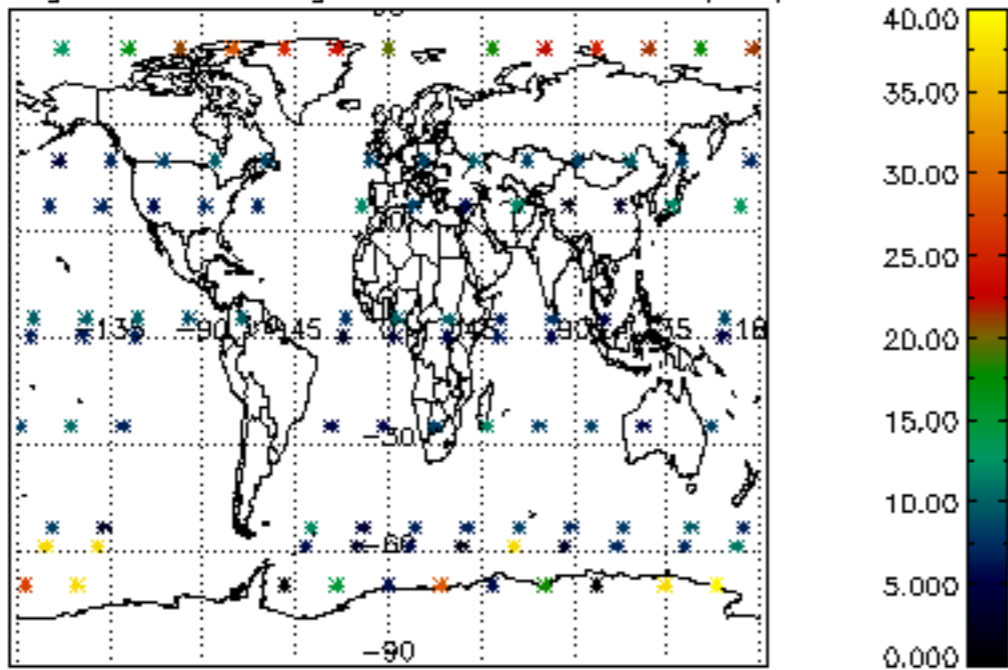
Percentage of cosmic ray hits per profile



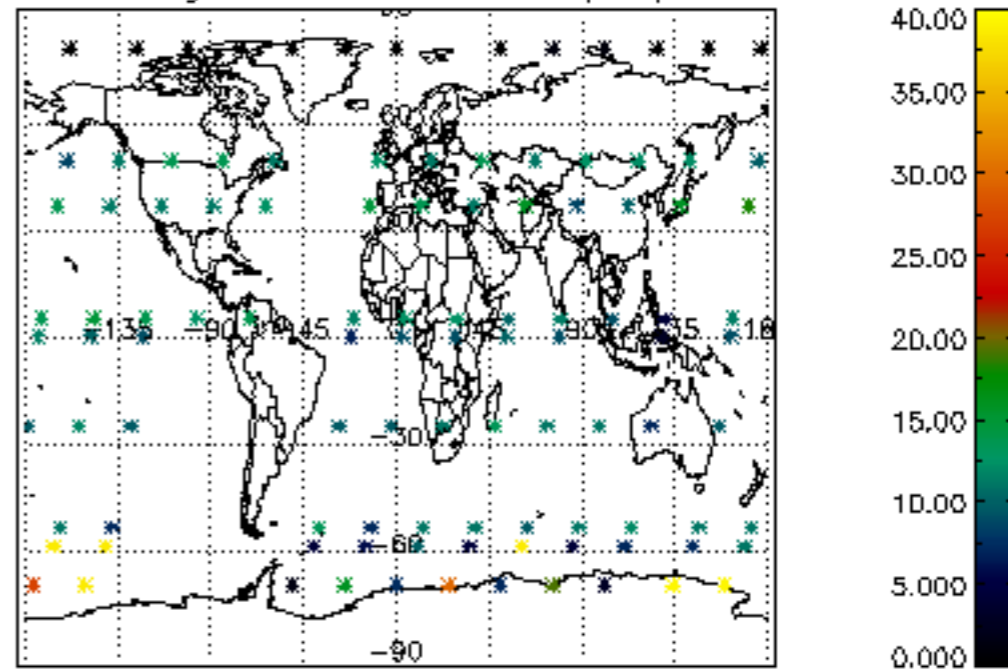
Percentage of datation errors per profile

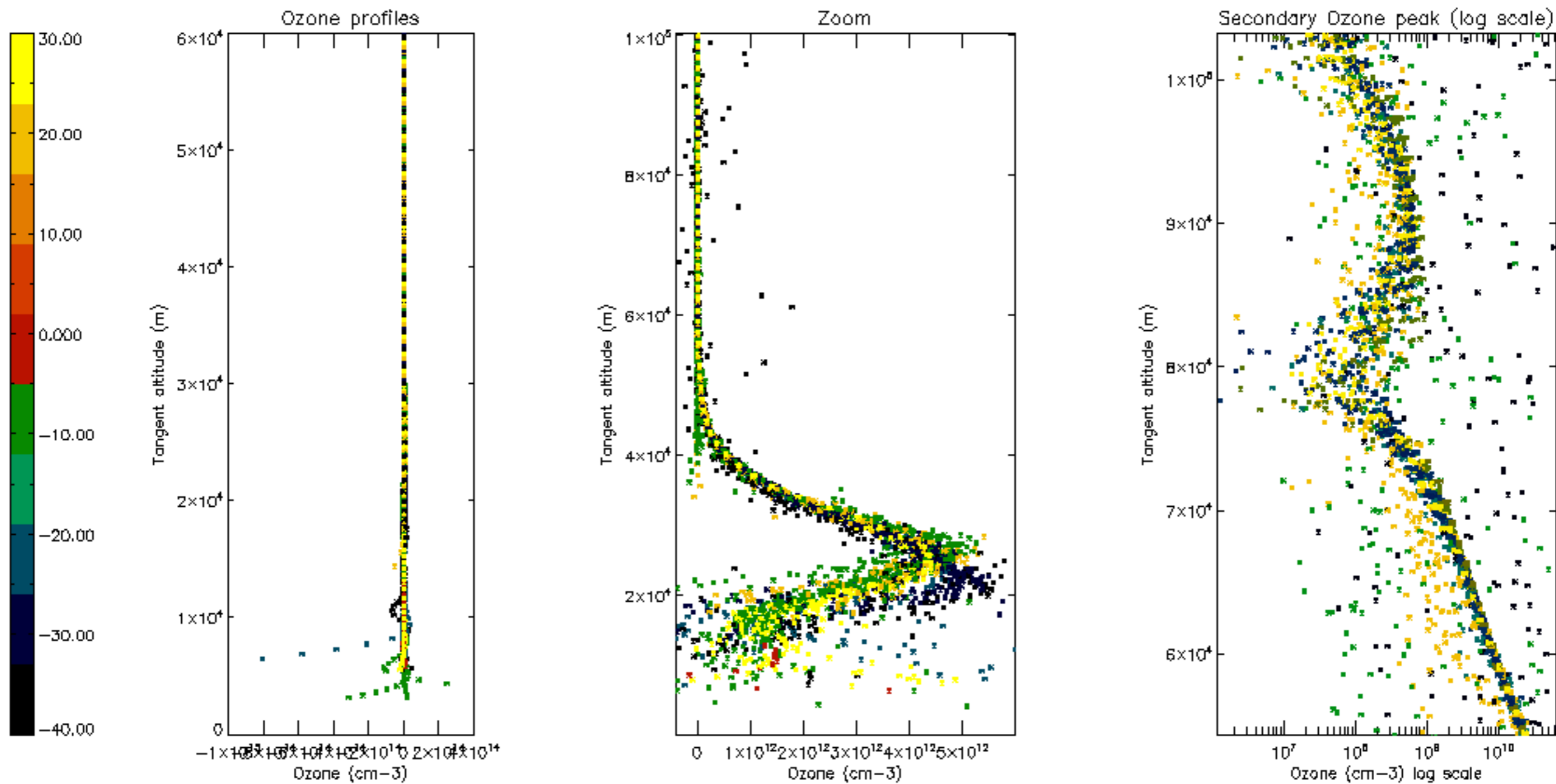


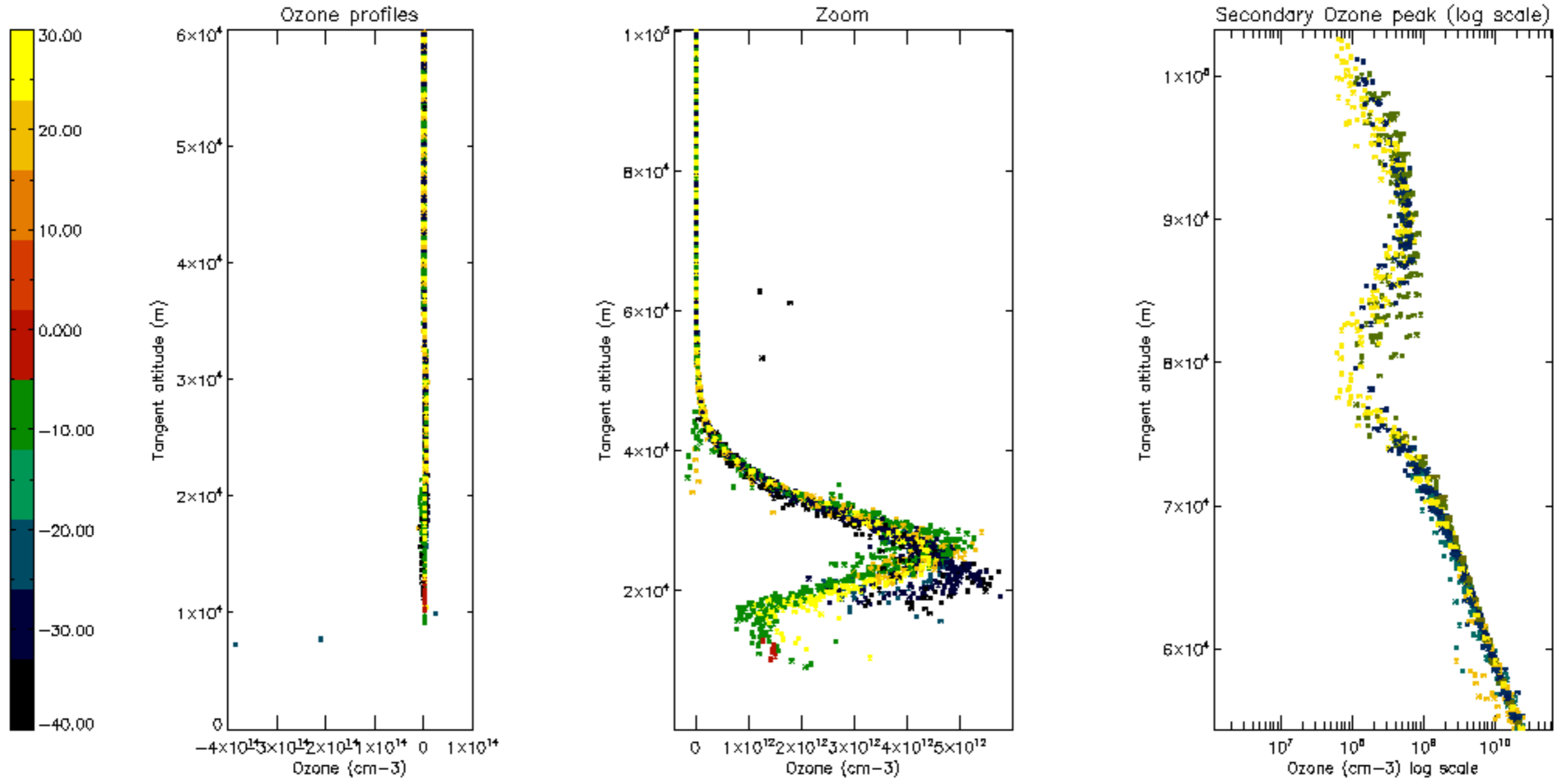
Percentage of star falling outside central band per profile

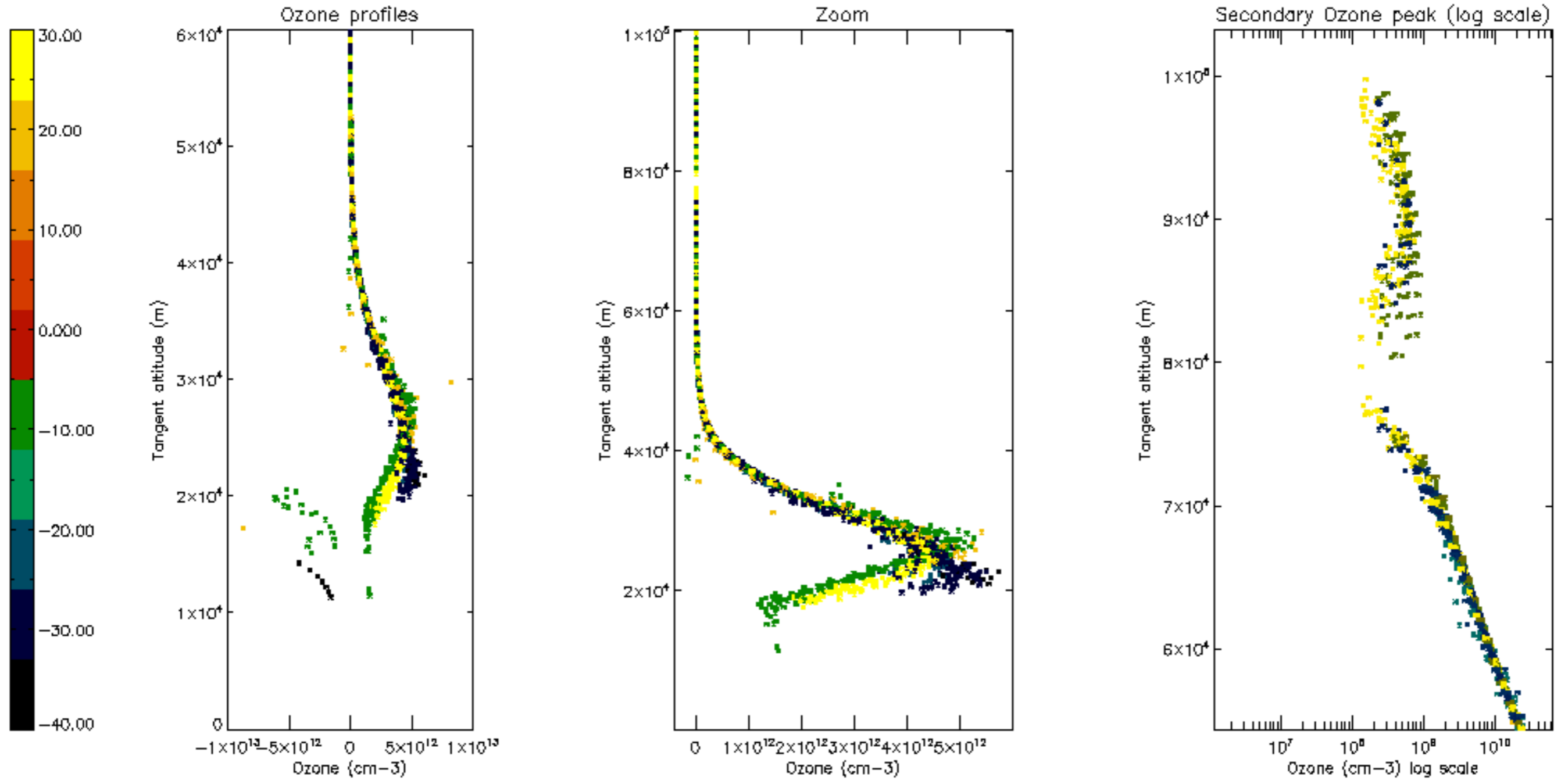


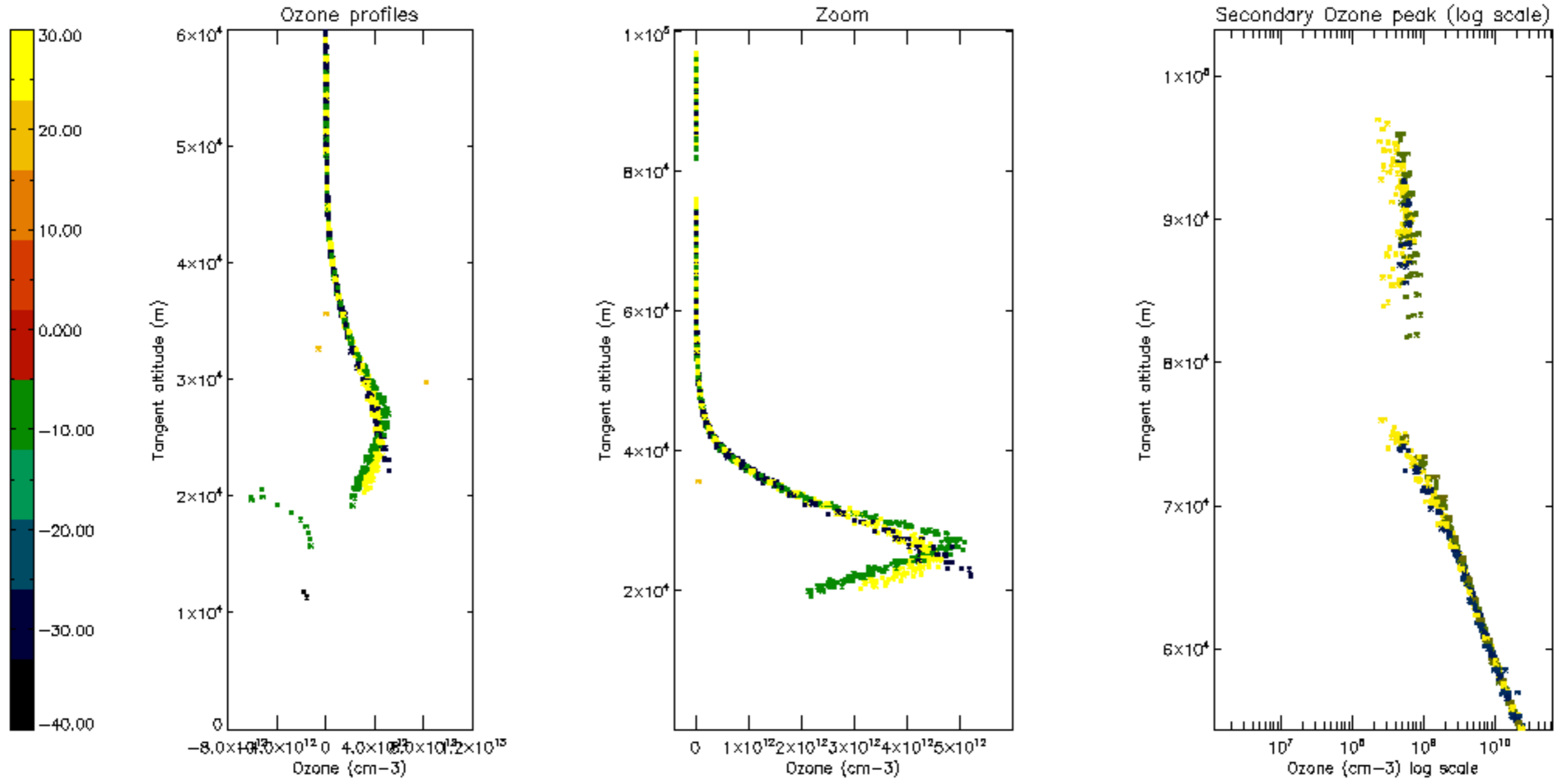
Percentage of saturation errors per profile

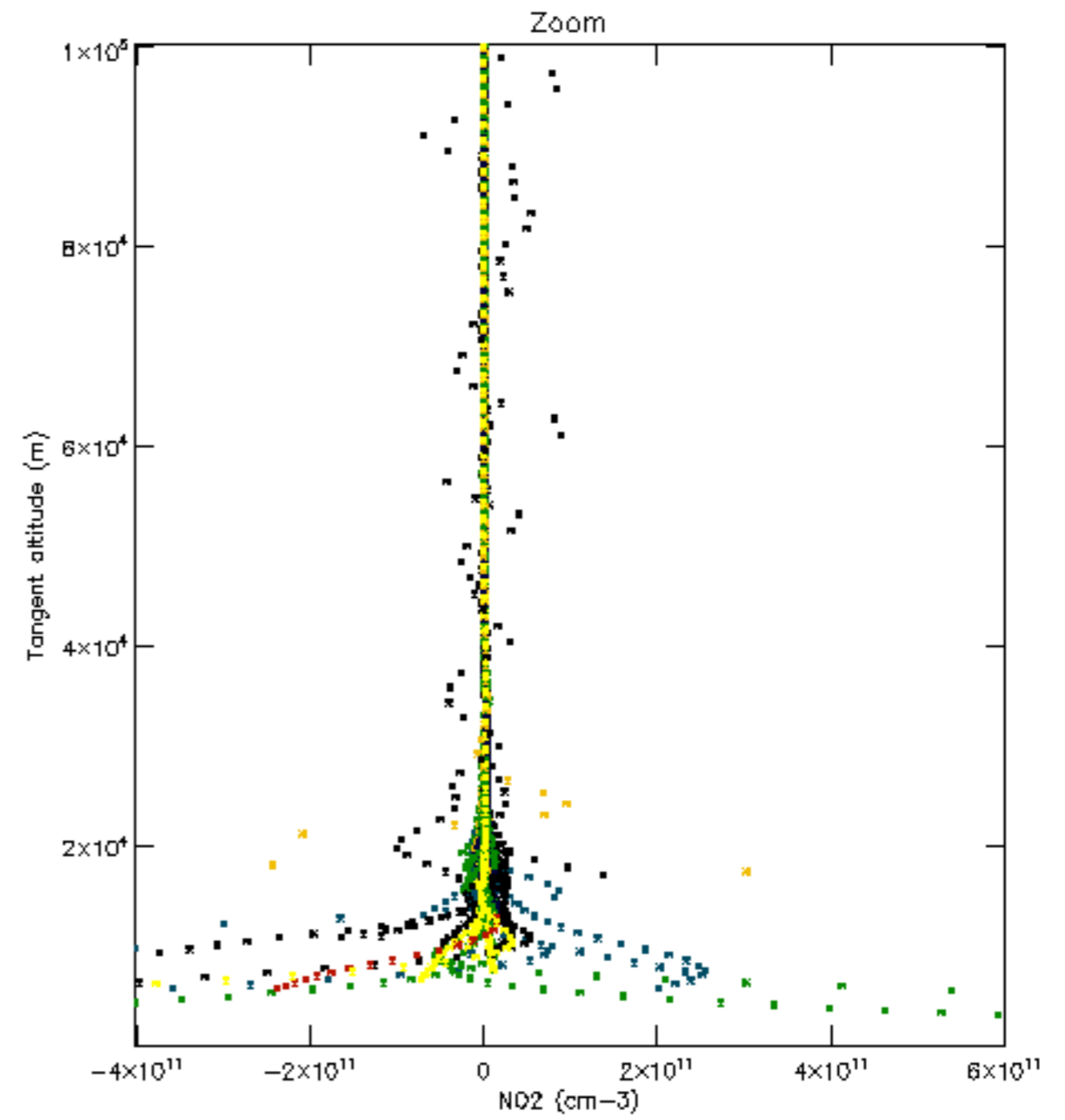
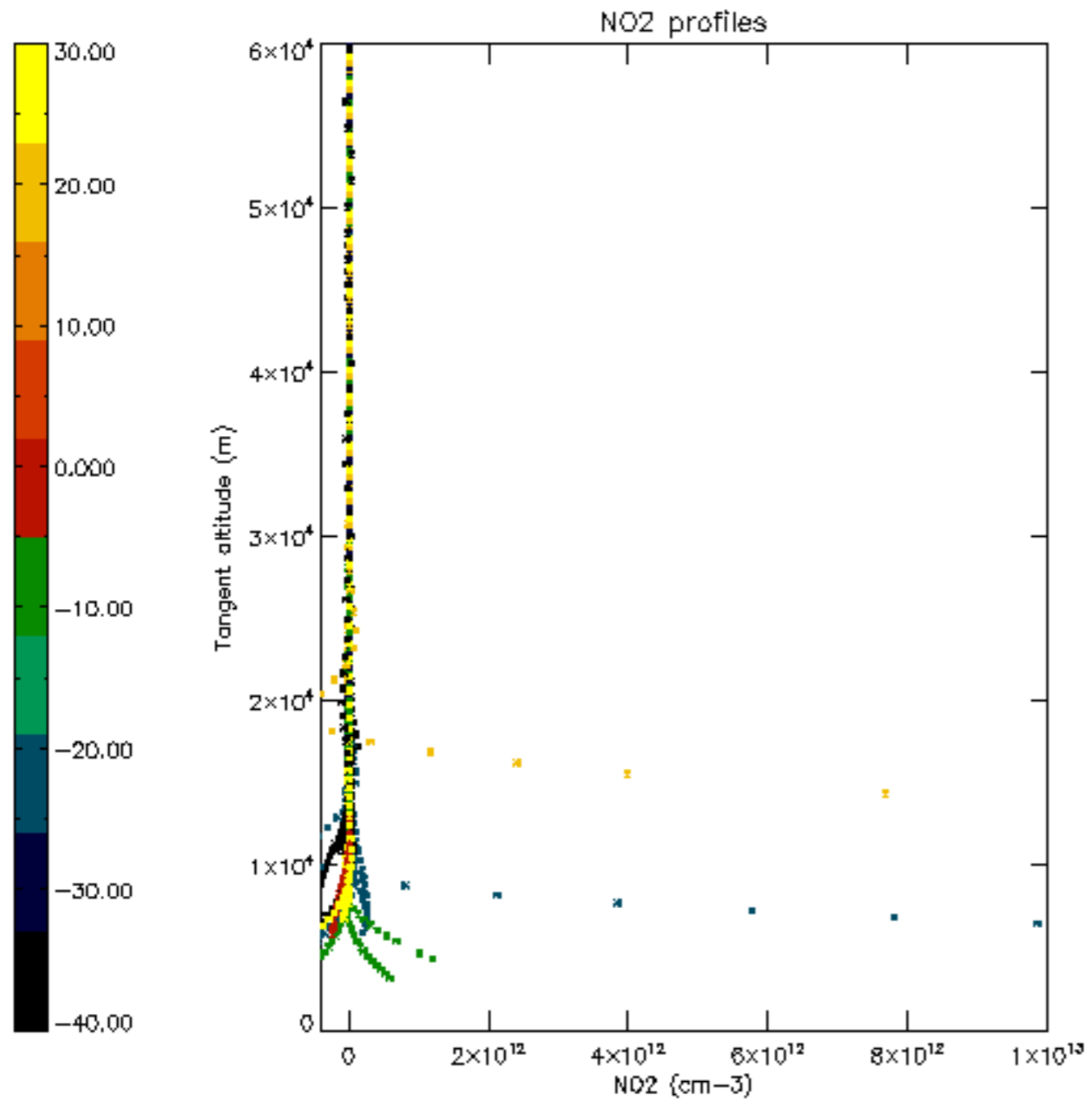


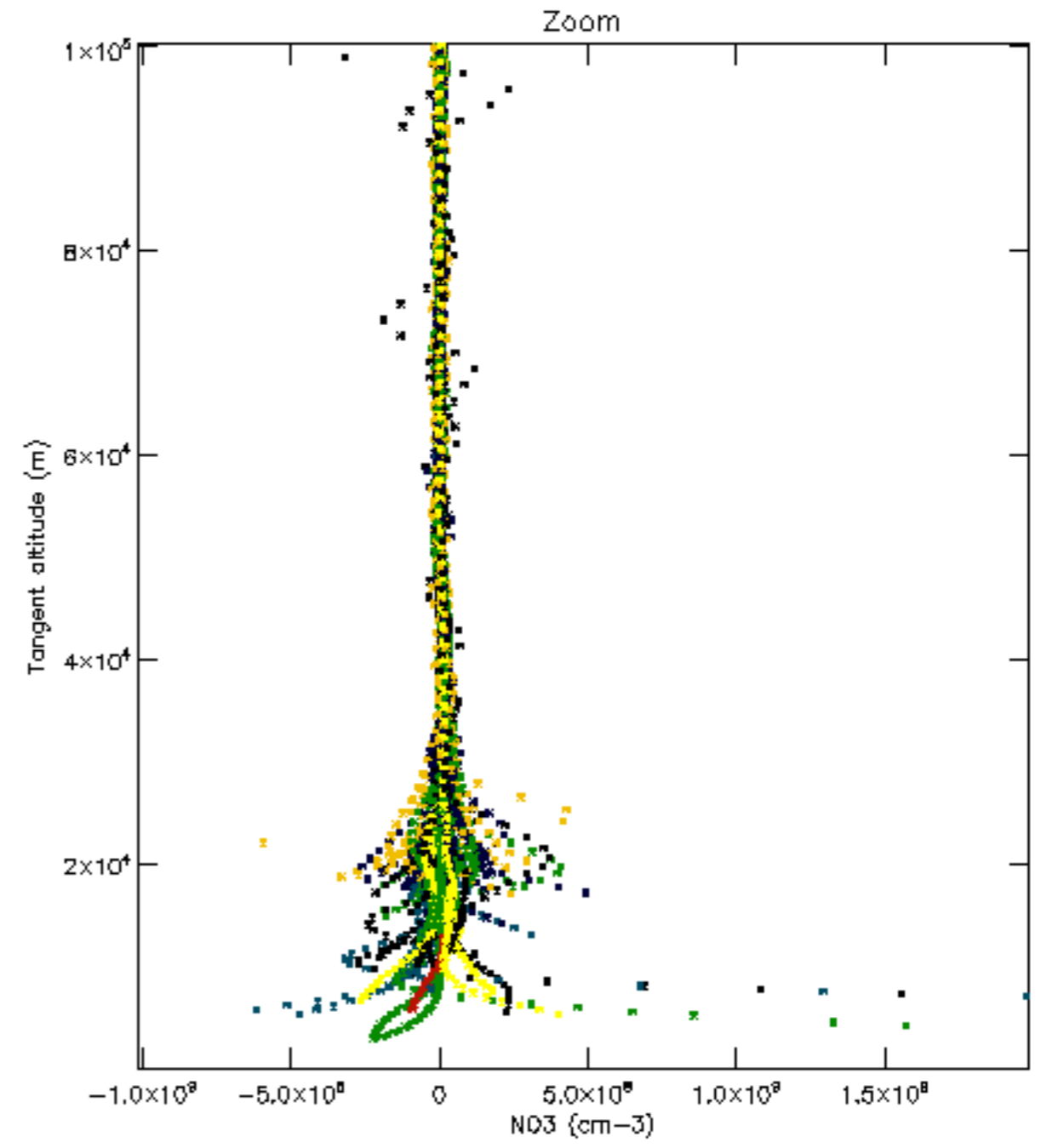
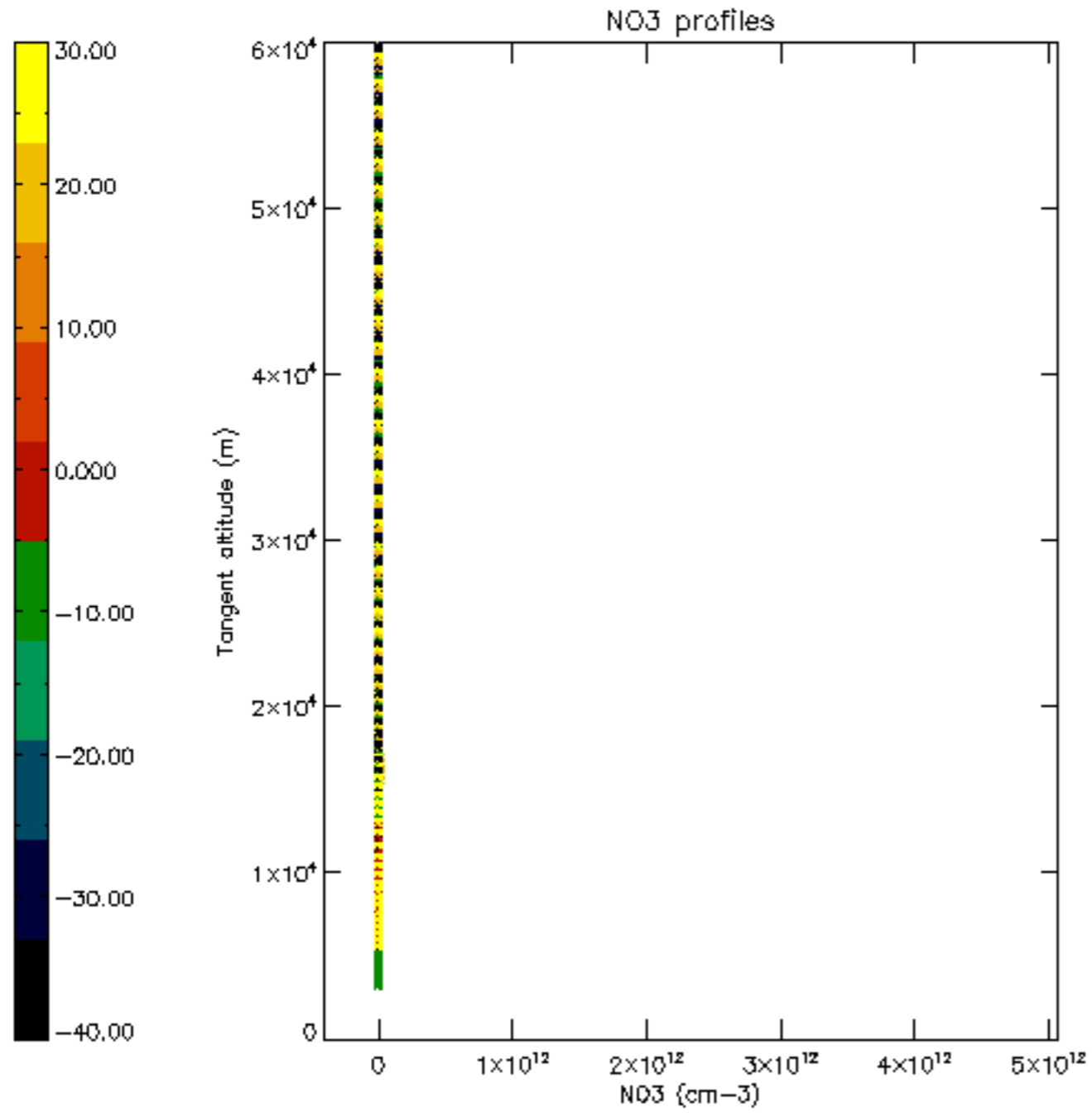


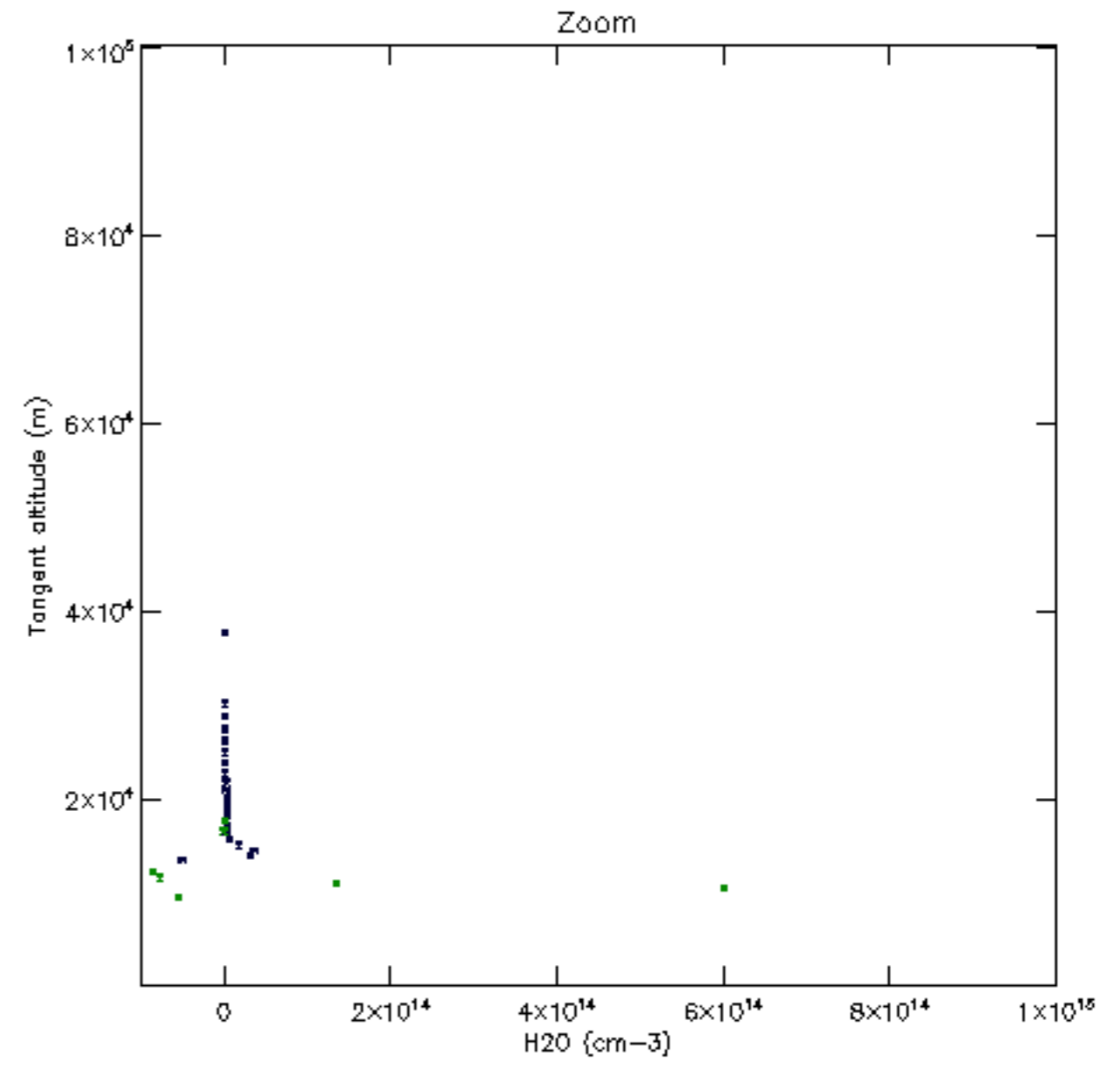
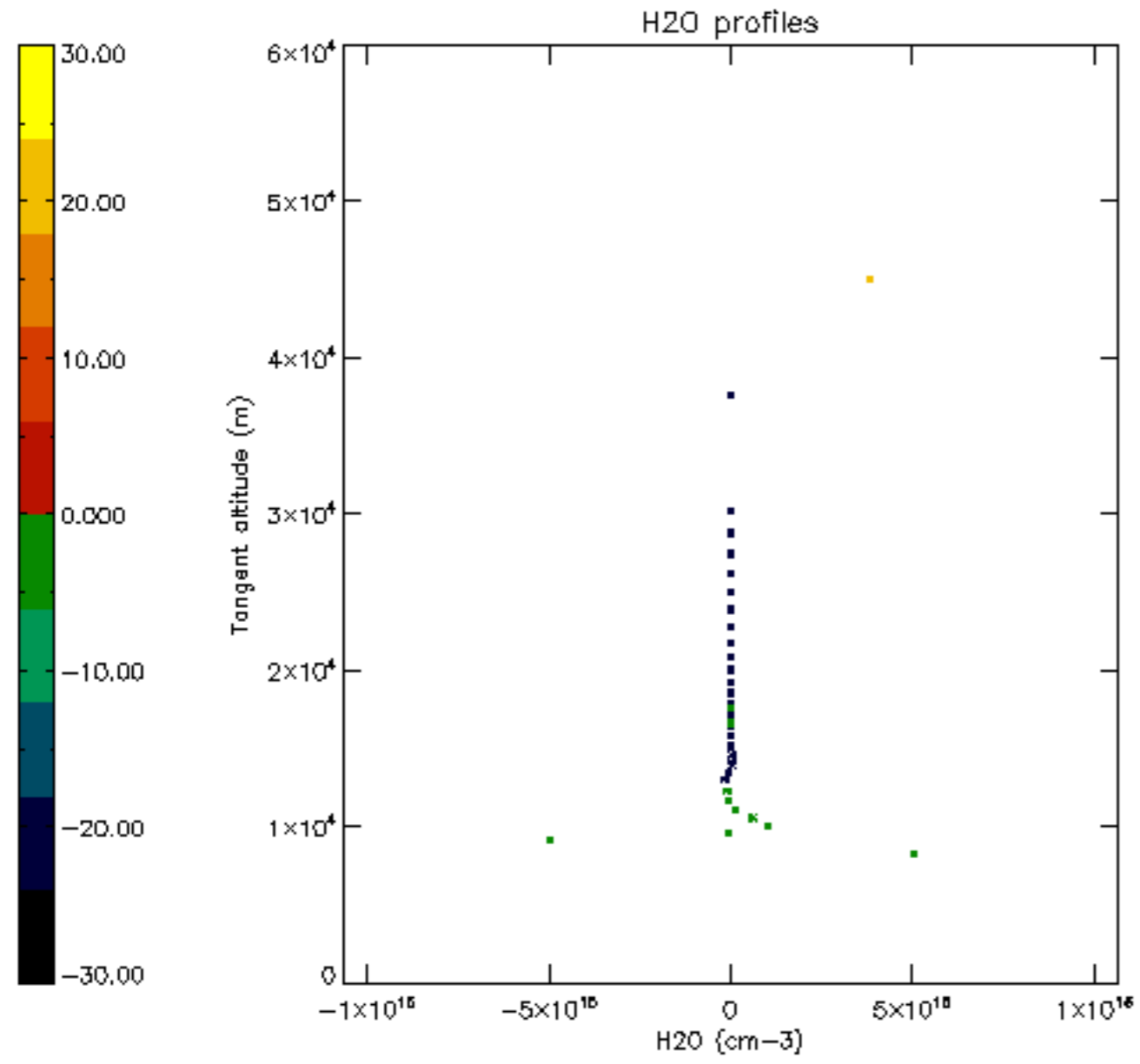


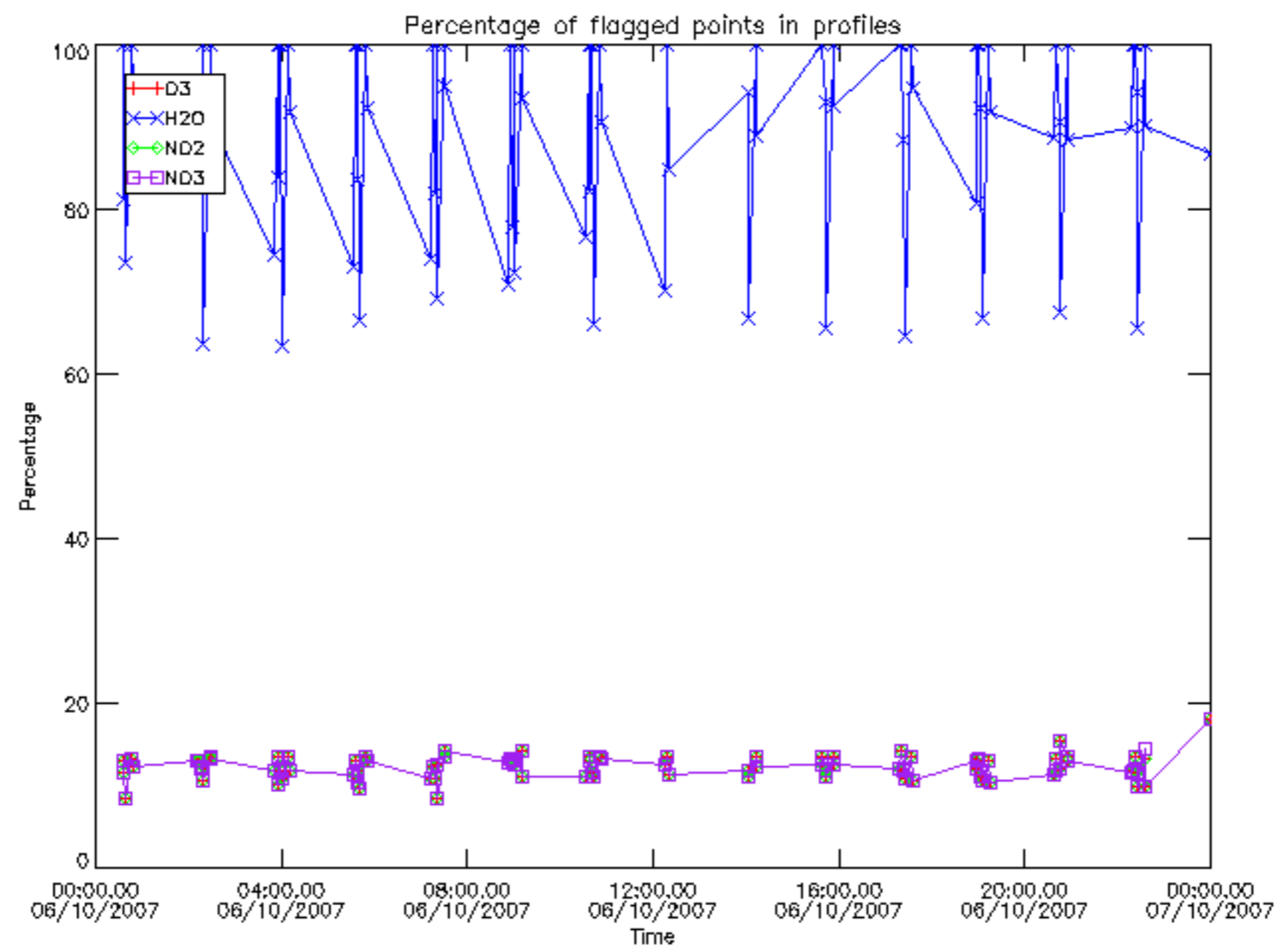




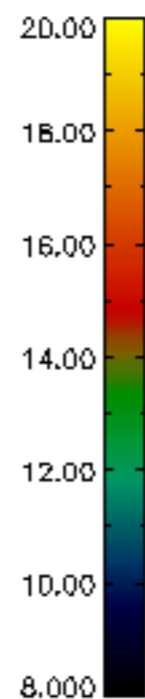
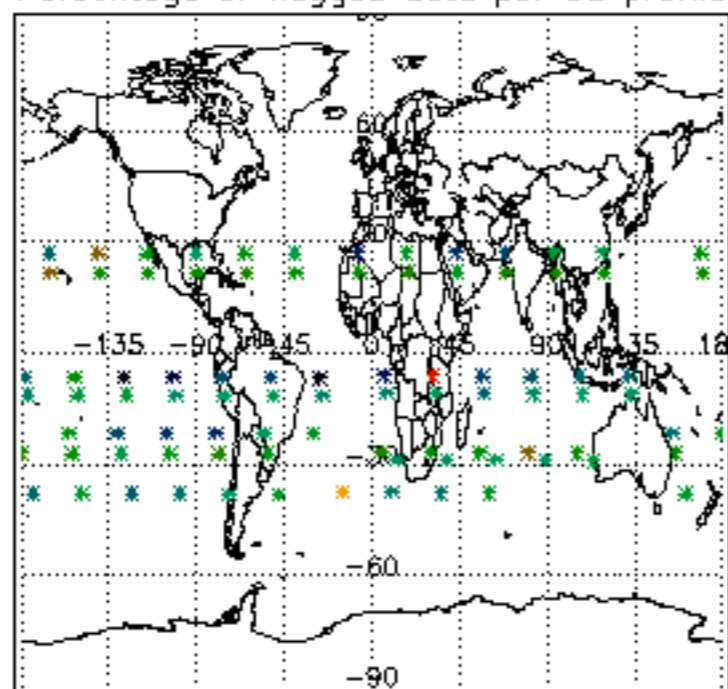




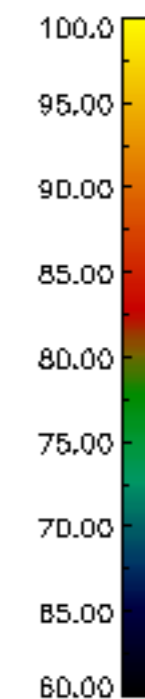
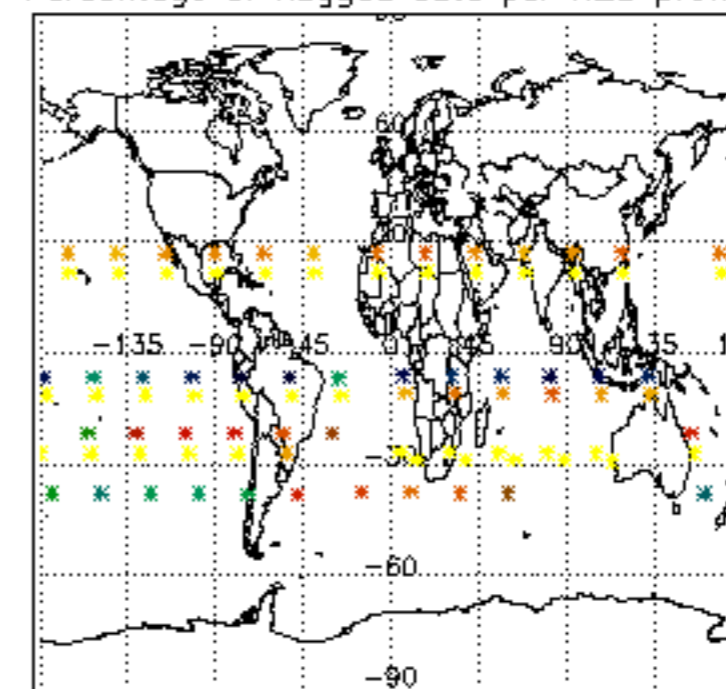




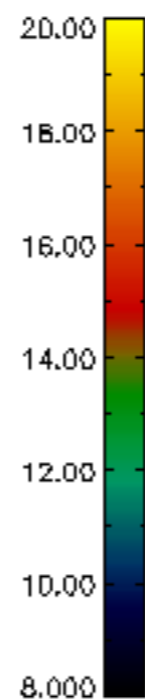
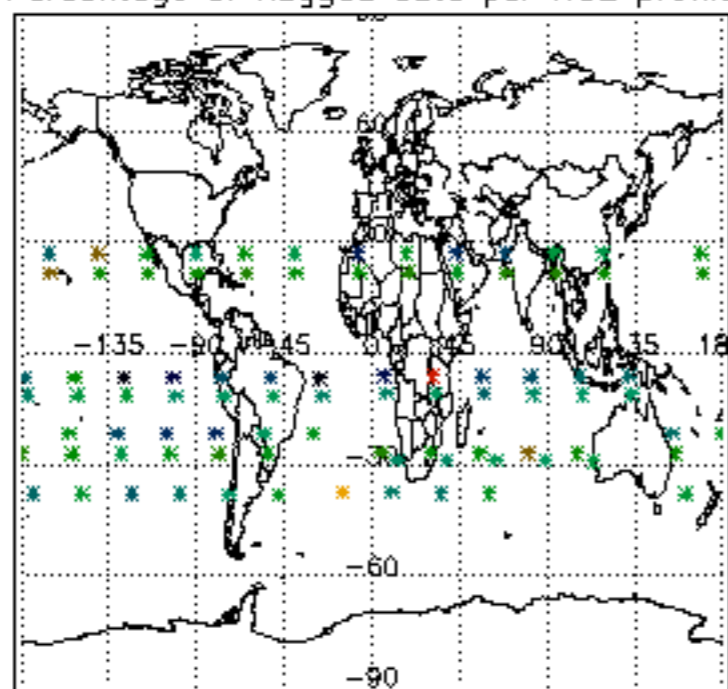
Percentage of flagged data per D3 profile



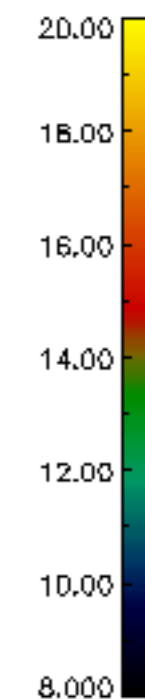
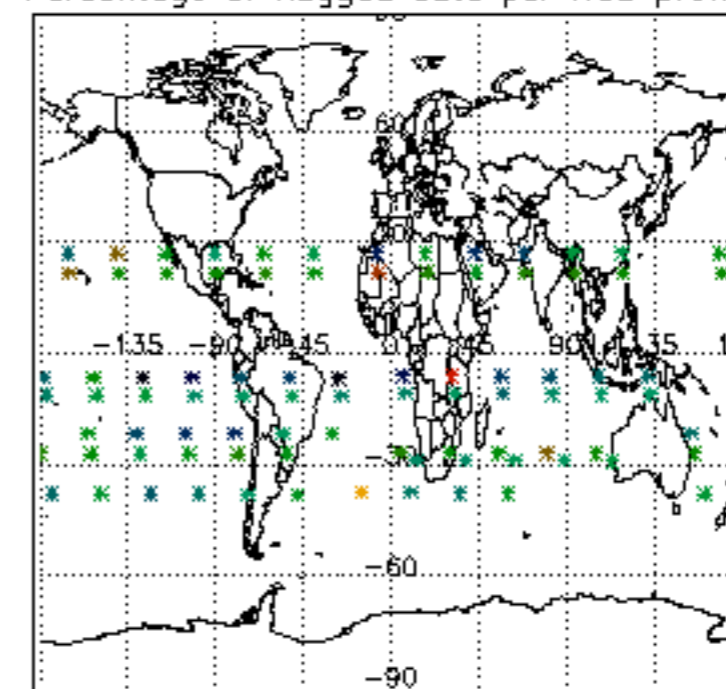
Percentage of flagged data per H2O profile

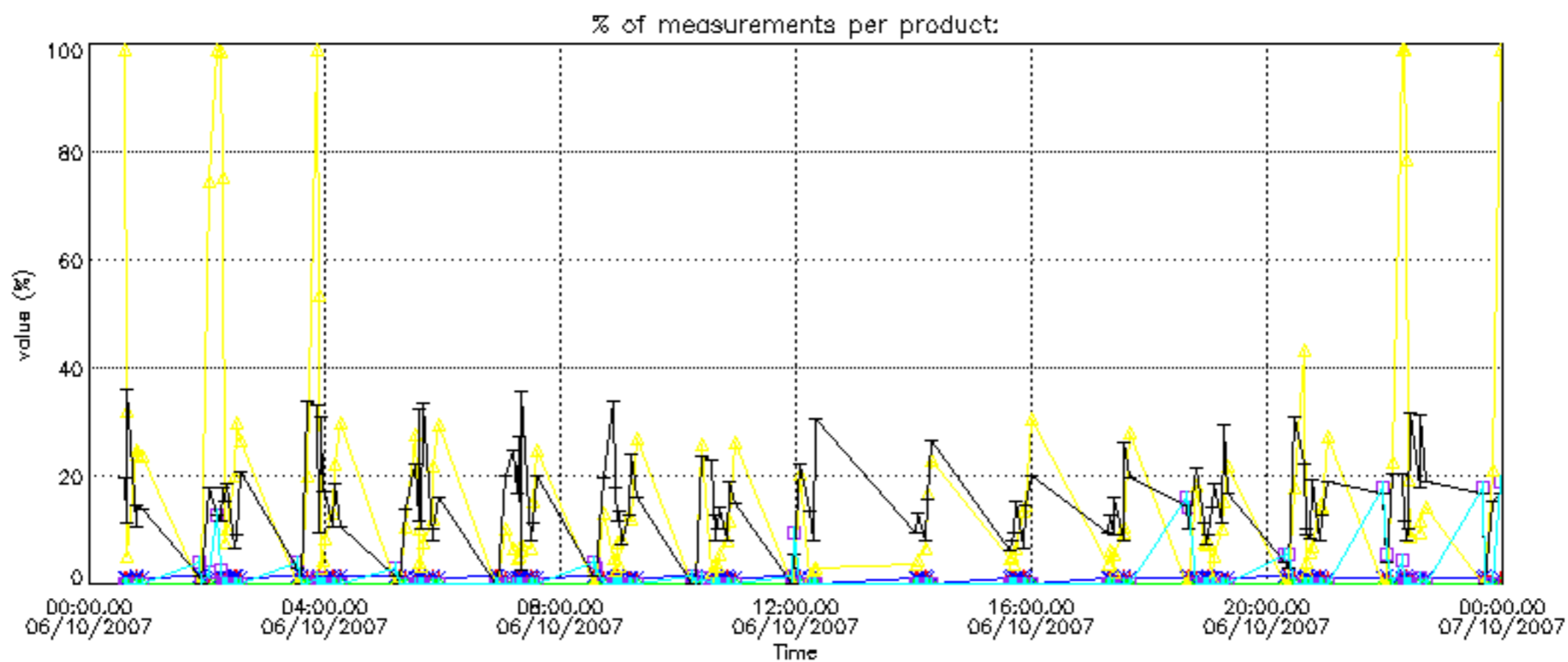


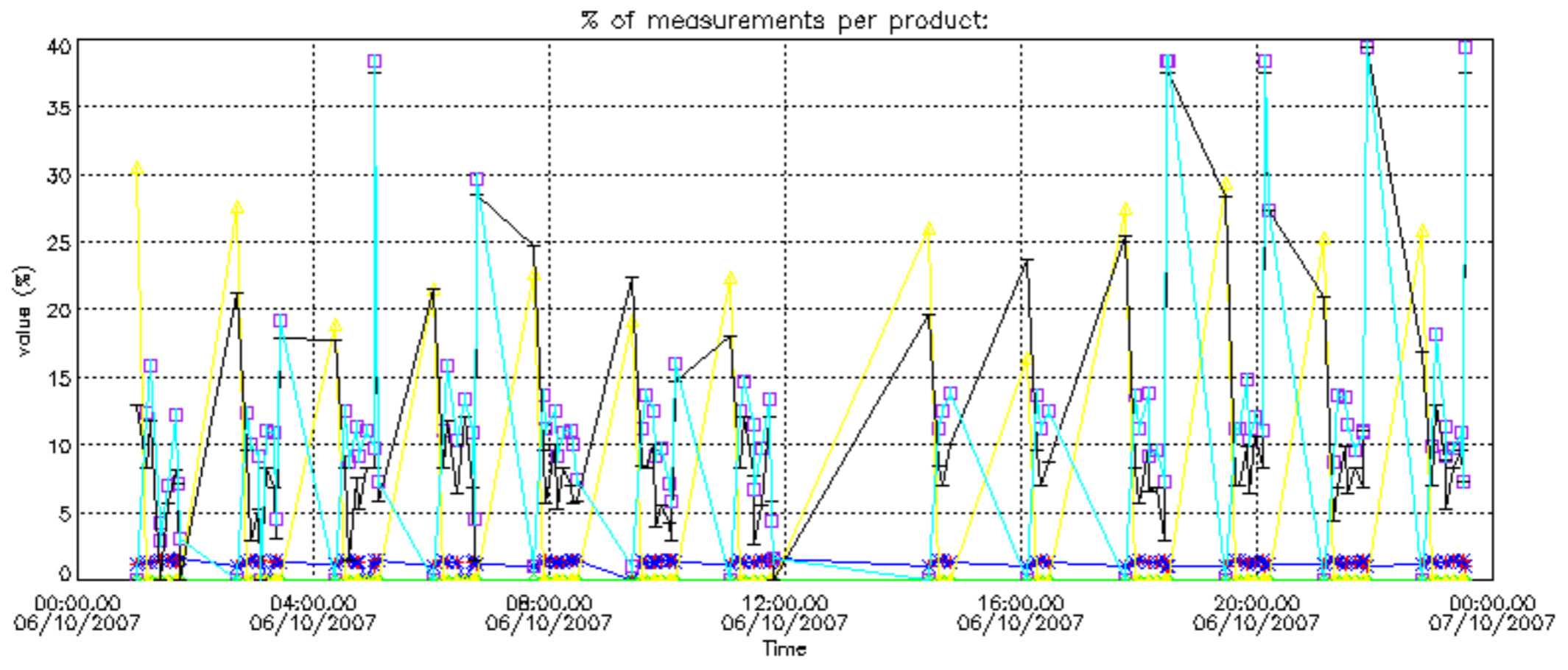
Percentage of flagged data per NO2 profile



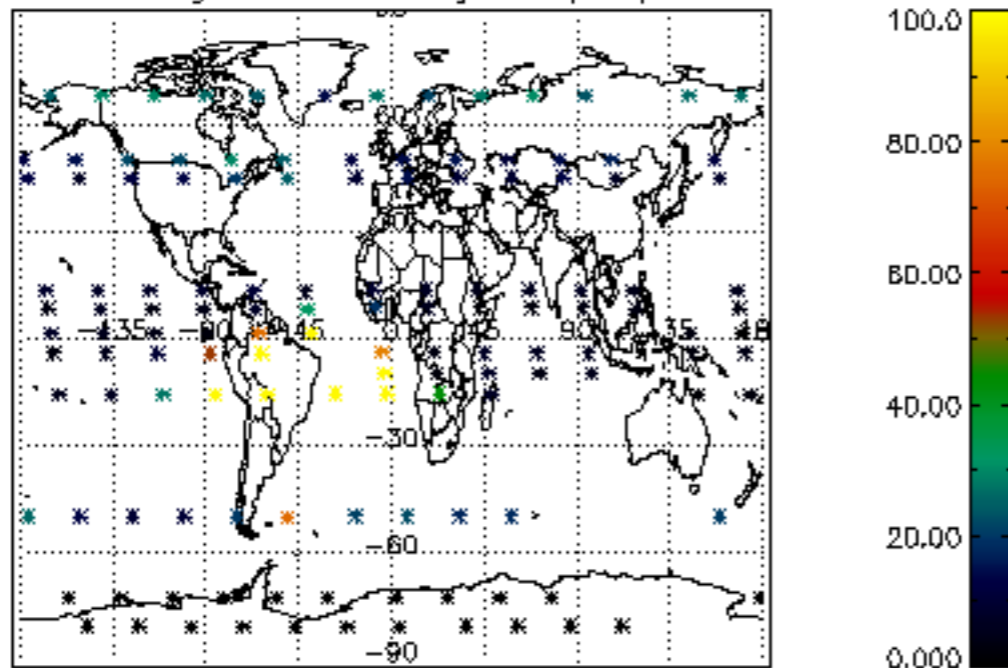
Percentage of flagged data per NO3 profile



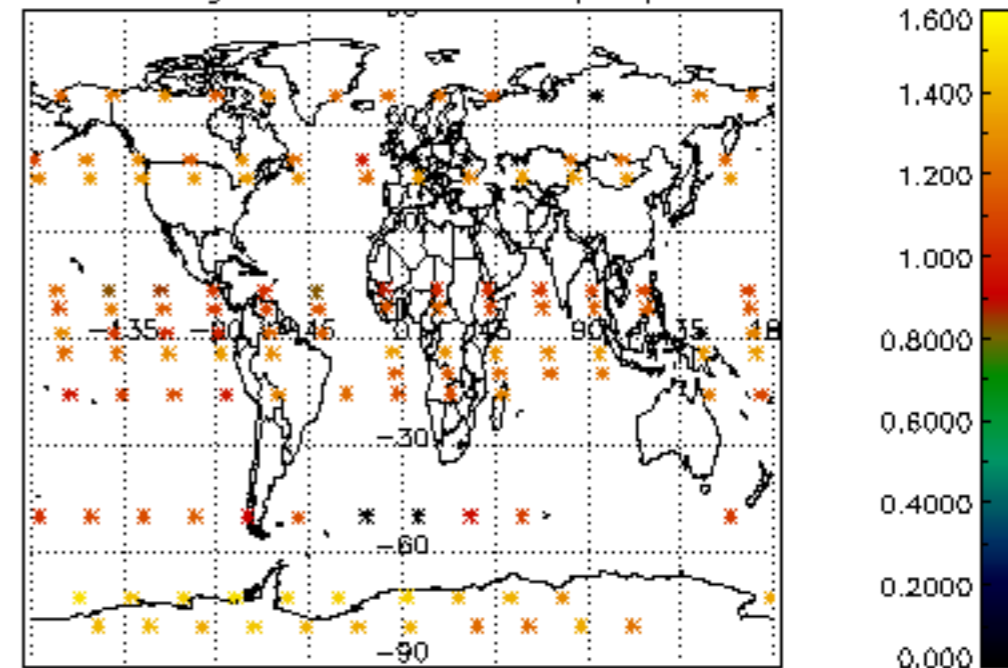




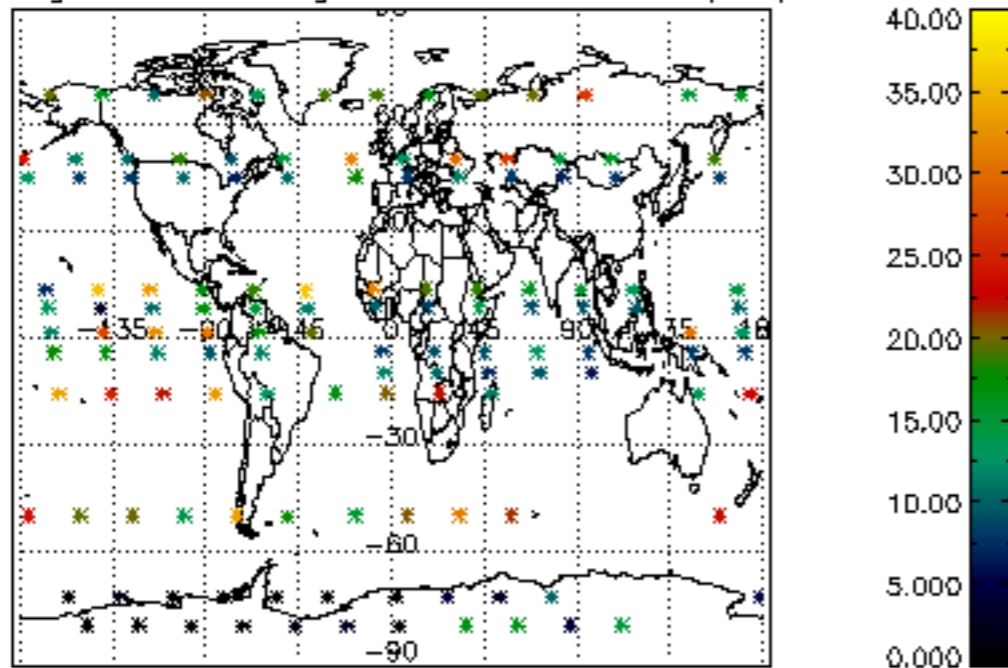
Percentage of cosmic ray hits per profile



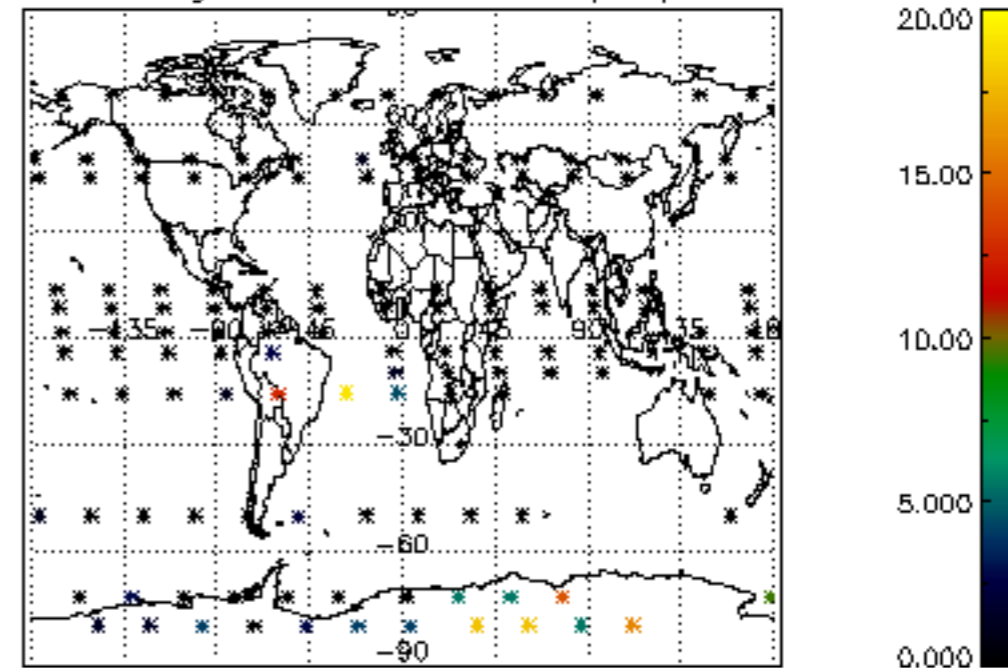
Percentage of datation errors per profile



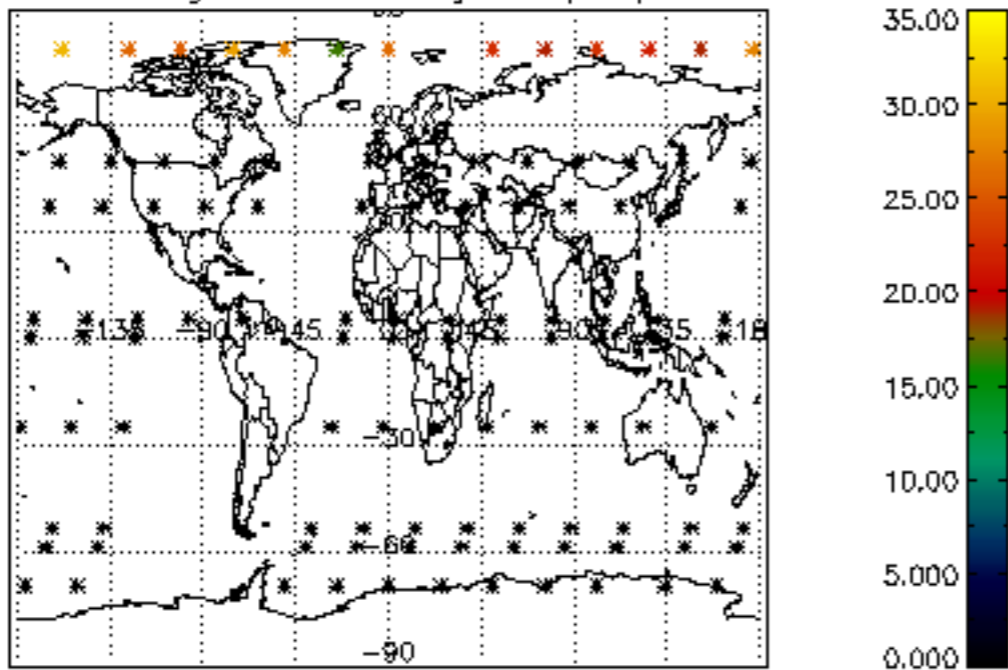
Percentage of star falling outside central band per profile



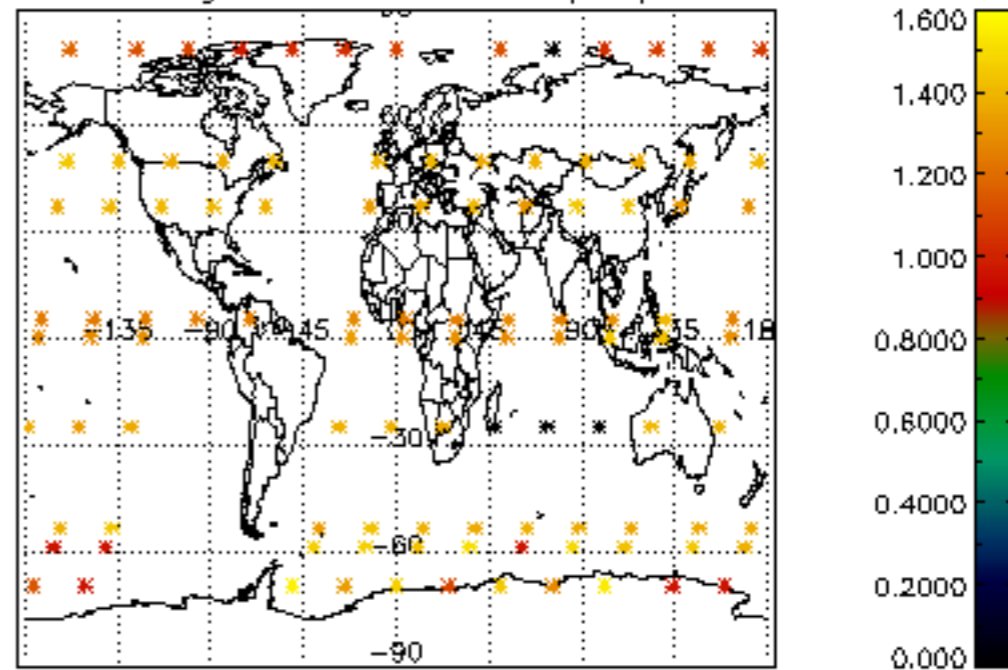
Percentage of saturation errors per profile



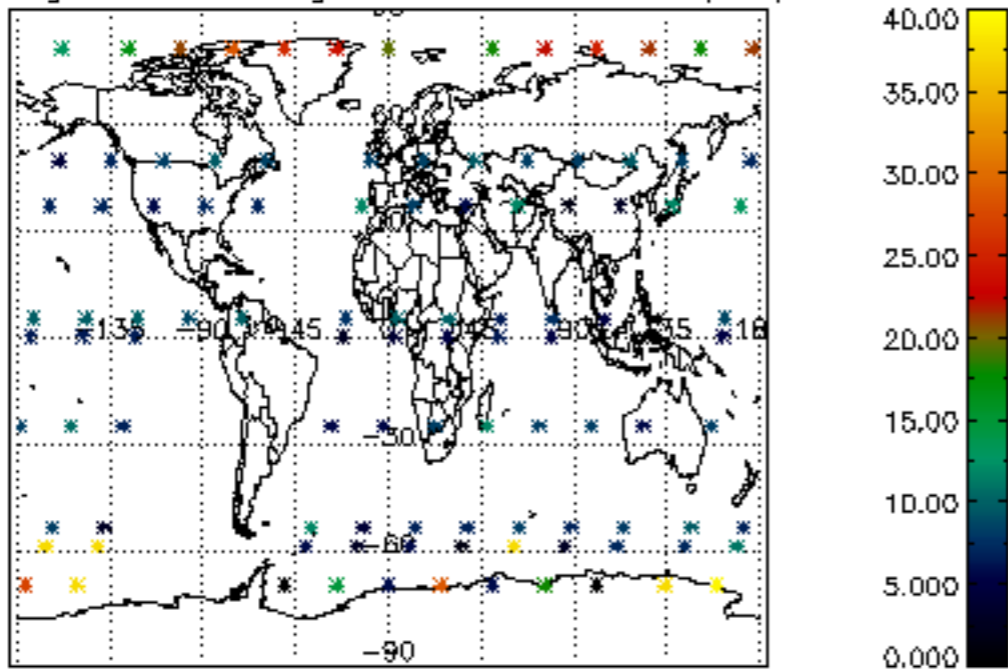
Percentage of cosmic ray hits per profile



Percentage of datation errors per profile



Percentage of star falling outside central band per profile



Percentage of saturation errors per profile

