

GOMOS Level 2 Daily Report

SUMMARY

[1. General Info](#)

[2. Summary of processed GOM_NL_2P products](#)

[3. Level 2 Quality information per product](#)

[3.1 Plot of level 2 quality information per product \(time dependant\)](#)

[3.2 Plot of level 2 quality information per product \(world map\)](#)

[4. Level 1 Quality information per product \(stored on level 2 products\)](#)

[4.1 Plot of level 1 quality information per product \(time dependant\)](#)

[4.1.1 Plot of level 1 quality information per product \(time dependant\): ASCENDING](#)

[4.1.2 Plot of level 1 quality information per product \(time dependant\): DESCENDING](#)

[4.2 Plot of level 1 quality information per product \(world map\)](#)

[4.2.1 Plot of level 1 quality information per product \(world map\): ASCENDING](#)

[4.2.2 Plot of level 1 quality information per product \(world map\): DESCENDING](#)

[5. Ozone profiles based on quality statistics and other trace gas profiles](#)

[5.1 Ozone statistics based on quality of products](#)

[5.2 Plot ozone profiles for all STD \(dark without errors\)](#)

[5.3 Plot ozone profiles where STD < 20% \(dark without errors\)](#)

[5.4. Plot ozone profiles where STD < 10% \(dark without errors\)](#)

[5.5. Plot ozone profiles where STD < 5% \(dark without errors\)](#)

[5.6 Plot NO2 profiles for all STD \(dark without errors\)](#)

[5.7 Plot NO3 profiles for all STD \(dark without errors\)](#)

[5.8 Plot H2O profiles \(only for occultations of stars 1,2,3,4,13,14,16,26,63 dark without errors\) for all STD](#)

[6. Auxiliary Data Files used for the production reported in section 2](#)

This report presents the daily analysis on parameters extracted from GOMOS level 2 data (GOM_NL__2P). It is intended to monitor some important parameters that will impact the quality of these products. A list of level 2 products (and content) that have arrived during the reporting day to the PCF is also given.

Item	Value
Time of report generation	23APR2013 06:50:59
Data source version	GOMOS/6.01
Start time of products	05-10-2007 (05OCT2007 00:00:00)
Stop time of products	06-10-2007 (06OCT2007 00:00:00)
Store outputs in DB	Yes
Nb of level 2 prods	258
Nb of prods with errors	0

2. Summary of processed GOM_NL__2P products.

Nr	Filename	UTC Start time	Limb	Duration	Star Id	Star Name	Star Mag	Star Temp	Nb Meas	Orbit	Prod. error
1	GOM_NL__2PRFIN20071005_000157_000000352062_00145_29257_0124.N1	05-OCT-2007 00:01:57	Bright	35.000	90	54Alp Peg	2.4870	11000.	70	29257	No
2	GOM_NL__2PRFIN20071005_000534_000000382062_00145_29257_0125.N1	05-OCT-2007 00:05:34	Bright	37.500	93	53Bet Peg	2.5200	3100.0	75	29257	No
3	GOM_NL__2PRFIN20071005_001446_000000372062_00145_29257_0126.N1	05-OCT-2007 00:14:46	Bright	37.000	74	11Bet Cas	2.2680	6600.0	74	29257	No
4	GOM_NL__2PRFIN20071005_002254_000000362062_00145_29257_0127.N1	05-OCT-2007 00:22:54	Bright	35.500	49	1Alp UMi	1.9900	6300.0	71	29257	No
5	GOM_NL__2PRFIN20071005_003057_000000372062_00145_29257_0128.N1	05-OCT-2007 00:30:57	Bright	36.500	36	50Alp UMa	1.8000	6300.0	73	29257	No
6	GOM_NL__2PRFIN20071005_003227_000000362062_00145_29257_0129.N1	05-OCT-2007 00:32:27	Bright	36.000	82	48Bet UMa	2.3650	10600.	72	29257	No
7	GOM_NL__2PRFIN20071005_004224_000000372062_00145_29257_0130.N1	05-OCT-2007 00:42:24	Bright	37.000	166	17Eps Leo	2.9800	6000.0	74	29257	No
8	GOM_NL__2PRFIN20071005_004529_000000352062_00145_29257_0131.N1	05-OCT-2007 00:45:29	Bright	35.000	22	32Alp Leo	1.3600	15200.	70	29257	No
9	GOM_NL__2PRFIN20071005_005209_000000462062_00145_29257_0132.N1	05-OCT-2007 00:52:09	Twilight	45.500	48	30Alp Hya	1.9770	4100.0	91	29257	No
10	GOM_NL__2PRFIN20071005_010149_000000442062_00145_29257_0133.N1	05-OCT-2007 01:01:49	Dark	43.500	65	Lam Vel	2.2040	4400.0	87	29257	No
11	GOM_NL__2PRFIN20071005_010317_000000452062_00145_29257_0134.N1	05-OCT-2007 01:03:17	Dark	44.500	70	Zet Pup	2.2460	39000.	89	29257	No
12	GOM_NL__2PRFIN20071005_010505_000000422062_00145_29257_0135.N1	05-OCT-2007 01:05:05	Dark	42.000	46	Del Vel	1.9540	10600.	84	29257	No
13	GOM_NL__2PRFIN20071005_010827_000000452062_00146_29258_0132.N1	05-OCT-2007 01:08:27	Dark	44.500	161	Tau Pup	2.9310	4500.0	89	29258	No
14	GOM_NL__2PRFIN20071005_010952_000000482062_00146_29258_0133.N1	05-OCT-2007 01:09:52	Dark	48.000	2	Alp Car	-0.73600	7000.0	96	29258	No
15	GOM_NL__2PRFIN20071005_011853_000000392062_00146_29258_0134.N1	05-OCT-2007 01:18:53	Dark	39.000	143	Alp Hyi	2.8570	7200.0	78	29258	No
16	GOM_NL__2PRFIN20071005_012021_000000432062_00146_29258_0135.N1	05-OCT-2007 01:20:21	Dark	42.500	9	Alp Eri	0.45300	24000.	85	29258	No
17	GOM_NL__2PRFIN20071005_012537_000000422062_00146_29258_0136.N1	05-OCT-2007 01:25:37	Straylight	42.000	84	Alp Phe	2.3970	4500.0	84	29258	No
18	GOM_NL__2PRFIN20071005_013226_000000462062_00146_29258_0137.N1	05-OCT-2007 01:32:26	Straylight	45.500	52	16Bet Cet	2.0370	4500.0	91	29258	No
19	GOM_NL__2PRFIN20071005_014233_000000372062_00146_29258_0138.N1	05-OCT-2007 01:42:33	Bright	36.500	90	54Alp Peg	2.4870	11000.	73	29258	No
20	GOM_NL__2PRFIN20071005_014610_000000362062_00146_29258_0139.N1	05-OCT-2007 01:46:10	Bright	35.500	93	53Bet Peg	2.5200	3100.0	71	29258	No
21	GOM_NL__2PRFIN20071005_015509_000000402062_00146_29258_0140.N1	05-OCT-2007 01:55:09	Bright	39.500	68	18Alp Cas	2.2250	4500.0	79	29258	No
22	GOM_NL__2PRFIN20071005_015635_000000402062_00146_29258_0141.N1	05-OCT-2007 01:56:35	Bright	40.000	76	27Gam Cas	2.3000	30000.	80	29258	No
23	GOM_NL__2PRFIN20071005_020330_000000352062_00146_29258_0142.N1	05-OCT-2007 02:03:30	Bright	35.000	49	1Alp UMi	1.9900	6300.0	70	29258	No
24	GOM_NL__2PRFIN20071005_021133_000000362062_00146_29258_0143.N1	05-OCT-2007 02:11:33	Bright	36.000	36	50Alp UMa	1.8000	6300.0	72	29258	No
25	GOM_NL__2PRFIN20071005_021303_000000382062_00146_29258_0144.N1	05-OCT-2007 02:13:03	Bright	38.000	82	48Bet UMa	2.3650	10600.	76	29258	No
26	GOM_NL__2PRFIN20071005_022300_000000362062_00146_29258_0145.N1	05-OCT-2007 02:23:00	Bright	36.000	166	17Eps Leo	2.9800	6000.0	72	29258	No
27	GOM_NL__2PRFIN20071005_022606_000000342062_00146_29258_0146.N1	05-OCT-2007 02:26:06	Bright	34.000	22	32Alp Leo	1.3600	15200.	68	29258	No
28	GOM_NL__2PRFIN20071005_023245_000000462062_00146_29258_0147.N1	05-OCT-2007 02:32:45	Twilight	45.500	48	30Alp Hya	1.9770	4100.0	91	29258	No
29	GOM_NL__2PRFIN20071005_024225_000000432062_00146_29258_0148.N1	05-OCT-2007 02:42:25	Dark	43.000	65	Lam Vel	2.2040	4400.0	86	29258	No
30	GOM_NL__2PRFIN20071005_024354_000000412062_00146_29258_0149.N1	05-OCT-2007 02:43:54	Dark	40.500	70	Zet Pup	2.2460	39000.	81	29258	No
31	GOM_NL__2PRFIN20071005_024541_000000382062_00146_29258_0150.N1	05-OCT-2007 02:45:41	Dark	38.000	46	Del Vel	1.9540	10600.	76	29258	No
32	GOM_NL__2PRFIN20071005_024904_000000432062_00147_29259_0136.N1	05-OCT-2007 02:49:04	Dark	43.000	161	Tau Pup	2.9310	4500.0	86	29259	No
33	GOM_NL__2PRFIN20071005_025028_000000512062_00147_29259_0137.N1	05-OCT-2007 02:50:28	Dark	50.500	2	Alp Car	-0.73600	7000.0	101	29259	No
34	GOM_NL__2PRFIN20071005_025929_000000392062_00147_29259_0138.N1	05-OCT-2007 02:59:29	Dark	39.000	143	Alp Hyi	2.8570	7200.0	78	29259	No
35	GOM_NL__2PRFIN20071005_030057_000000502062_00147_29259_0139.N1	05-OCT-2007 03:00:57	Dark	49.500	9	Alp Eri	0.45300	24000.	99	29259	No
36	GOM_NL__2PRFIN20071005_030613_000000432062_00147_29259_0140.N1	05-OCT-2007 03:06:13	Straylight	43.000	84	Alp Phe	2.3970	4500.0	86	29259	No
37	GOM_NL__2PRFIN20071005_031303_000000462062_00147_29259_0141.N1	05-OCT-2007 03:13:03	Straylight	46.000	52	16Bet Cet	2.0370	4500.0	92	29259	No
38	GOM_NL__2PRFIN20071005_032310_000000362062_00147_29259_0142.N1	05-OCT-2007 03:23:10	Bright	36.000	90	54Alp Peg	2.4870	11000.	72	29259	No
39	GOM_NL__2PRFIN20071005_032646_000000362062_00147_29259_0143.N1	05-OCT-2007 03:26:46	Bright	36.000	93	53Bet Peg	2.5200	3100.0	72	29259	No
40	GOM_NL__2PRFIN20071005_033545_000000402062_00147_29259_0144.N1	05-OCT-2007 03:35:45	Bright	39.500	68	18Alp Cas	2.2250	4500.0	79	29259	No
41	GOM_NL__2PRFIN20071005_033710_000000392062_00147_29259_0145.N1	05-OCT-2007 03:37:10	Bright	39.000	76	27Gam Cas	2.3000	30000.	78	29259	No
42	GOM_NL__2PRFIN20071005_034406_000000352062_00147_29259_0146.N1	05-OCT-2007 03:44:06	Bright	35.000	49	1Alp UMi	1.9900	6300.0	70	29259	No

43	GOM_NL__2PRFIN20071005_035209_000000372062_00147_29259_0147.N1	05-OCT-2007 03:52:09	Bright	36.500	36	50Alp UMa	1.8000	6300.0	73	29259	No
44	GOM_NL__2PRFIN20071005_035340_000000522062_00147_29259_0148.N1	05-OCT-2007 03:53:40	Bright	52.000	82	48Bet UMa	2.3650	10600.	104	29259	No
45	GOM_NL__2PRFIN20071005_040336_000000362062_00147_29259_0149.N1	05-OCT-2007 04:03:36	Bright	35.500	166	17Eps Leo	2.9800	6000.0	71	29259	No
46	GOM_NL__2PRFIN20071005_040642_000000342062_00147_29259_0150.N1	05-OCT-2007 04:06:42	Bright	33.500	22	32Alp Leo	1.3600	15200.	67	29259	No
47	GOM_NL__2PRFIN20071005_041321_000000482062_00147_29259_0151.N1	05-OCT-2007 04:13:21	Twilight	48.000	48	30Alp Hya	1.9770	4100.0	96	29259	No
48	GOM_NL__2PRFIN20071005_042301_000000532062_00147_29259_0152.N1	05-OCT-2007 04:23:01	Dark	52.500	65	Lam Vel	2.2040	4400.0	105	29259	No
49	GOM_NL__2PRFIN20071005_042431_000000432062_00147_29259_0153.N1	05-OCT-2007 04:24:31	Dark	43.000	70	Zet Pup	2.2460	39000.	86	29259	No
50	GOM_NL__2PRFIN20071005_042617_000000382062_00147_29259_0154.N1	05-OCT-2007 04:26:17	Dark	38.000	46	Del Vel	1.9540	10600.	76	29259	No
51	GOM_NL__2PRFIN20071005_042941_000000412062_00148_29260_0159.N1	05-OCT-2007 04:29:41	Dark	41.000	161	Tau Pup	2.9310	4500.0	82	29260	No
52	GOM_NL__2PRFIN20071005_043105_000000582062_00148_29260_0160.N1	05-OCT-2007 04:31:05	Dark	57.500	2	Alp Car	-0.73600	7000.0	115	29260	No
53	GOM_NL__2PRFIN20071005_044006_000000392062_00148_29260_0161.N1	05-OCT-2007 04:40:06	Dark	38.500	143	Alp Hyi	2.8570	7200.0	77	29260	No
54	GOM_NL__2PRFIN20071005_044133_000000492062_00148_29260_0162.N1	05-OCT-2007 04:41:33	Dark	49.000	9	Alp Eri	0.45300	24000.	98	29260	No
55	GOM_NL__2PRFIN20071005_044650_000000412062_00148_29260_0163.N1	05-OCT-2007 04:46:50	Straylight	41.000	84	Alp Phe	2.3970	4500.0	82	29260	No
56	GOM_NL__2PRFIN20071005_045339_000000462062_00148_29260_0164.N1	05-OCT-2007 04:53:39	Straylight	46.000	52	16Bet Cet	2.0370	4500.0	92	29260	No
57	GOM_NL__2PRFIN20071005_050346_000000352062_00148_29260_0165.N1	05-OCT-2007 05:03:46	Bright	34.500	90	54Alp Peg	2.4870	11000.	69	29260	No
58	GOM_NL__2PRFIN20071005_050722_000000352062_00148_29260_0166.N1	05-OCT-2007 05:07:22	Bright	34.500	93	53Bet Peg	2.5200	3100.0	69	29260	No
59	GOM_NL__2PRFIN20071005_051621_000000402062_00148_29260_0167.N1	05-OCT-2007 05:16:21	Bright	40.000	68	18Alp Cas	2.2250	4500.0	80	29260	No
60	GOM_NL__2PRFIN20071005_051746_000000402062_00148_29260_0168.N1	05-OCT-2007 05:17:46	Bright	40.000	76	27Gam Cas	2.3000	30000.	80	29260	No
61	GOM_NL__2PRFIN20071005_052442_000000362062_00148_29260_0169.N1	05-OCT-2007 05:24:42	Bright	35.500	49	1Alp UMi	1.9900	6300.0	71	29260	No
62	GOM_NL__2PRFIN20071005_053245_000000372062_00148_29260_0170.N1	05-OCT-2007 05:32:45	Bright	37.000	36	50Alp UMa	1.8000	6300.0	74	29260	No
63	GOM_NL__2PRFIN20071005_053416_000000372062_00148_29260_0171.N1	05-OCT-2007 05:34:16	Bright	36.500	82	48Bet UMa	2.3650	10600.	73	29260	No
64	GOM_NL__2PRFIN20071005_054412_000000362062_00148_29260_0172.N1	05-OCT-2007 05:44:12	Bright	35.500	166	17Eps Leo	2.9800	6000.0	71	29260	No
65	GOM_NL__2PRFIN20071005_054718_000000332062_00148_29260_0173.N1	05-OCT-2007 05:47:18	Bright	33.000	22	32Alp Leo	1.3600	15200.	66	29260	No
66	GOM_NL__2PRFIN20071005_055358_000000452062_00148_29260_0174.N1	05-OCT-2007 05:53:58	Twilight	45.000	48	30Alp Hya	1.9770	4100.0	90	29260	No
67	GOM_NL__2PRFIN20071005_060338_000000452062_00148_29260_0175.N1	05-OCT-2007 06:03:38	Dark	45.000	65	Lam Vel	2.2040	4400.0	90	29260	No
68	GOM_NL__2PRFIN20071005_060654_000000392062_00148_29260_0176.N1	05-OCT-2007 06:06:54	Dark	39.000	46	Del Vel	1.9540	10600.	78	29260	No
69	GOM_NL__2PRFIN20071005_060829_000000512062_00149_29261_0171.N1	05-OCT-2007 06:08:29	Dark	51.000	41	Eps Car	1.8600	4100.0	102	29261	No
70	GOM_NL__2PRFIN20071005_061018_000000432062_00149_29261_0172.N1	05-OCT-2007 06:10:18	Dark	43.000	161	Tau Pup	2.9310	4500.0	86	29261	No
71	GOM_NL__2PRFIN20071005_061142_000000592062_00149_29261_0173.N1	05-OCT-2007 06:11:42	Dark	59.000	2	Alp Car	-0.73600	7000.0	118	29261	No
72	GOM_NL__2PRFIN20071005_062042_000000382062_00149_29261_0174.N1	05-OCT-2007 06:20:42	Dark	38.000	143	Alp Hyi	2.8570	7200.0	76	29261	No
73	GOM_NL__2PRFIN20071005_062210_000000472062_00149_29261_0175.N1	05-OCT-2007 06:22:10	Dark	46.500	9	Alp Eri	0.45300	24000.	93	29261	No
74	GOM_NL__2PRFIN20071005_062726_000000432062_00149_29261_0176.N1	05-OCT-2007 06:27:26	Straylight	43.000	84	Alp Phe	2.3970	4500.0	86	29261	No
75	GOM_NL__2PRFIN20071005_063415_000000492062_00149_29261_0177.N1	05-OCT-2007 06:34:15	Straylight	49.000	52	16Bet Cet	2.0370	4500.0	98	29261	No
76	GOM_NL__2PRFIN20071005_064422_000000362062_00149_29261_0178.N1	05-OCT-2007 06:44:22	Bright	35.500	90	54Alp Peg	2.4870	11000.	71	29261	No
77	GOM_NL__2PRFIN20071005_064758_000000392062_00149_29261_0179.N1	05-OCT-2007 06:47:58	Bright	38.500	93	53Bet Peg	2.5200	3100.0	77	29261	No
78	GOM_NL__2PRFIN20071005_065656_000000412062_00149_29261_0180.N1	05-OCT-2007 06:56:56	Bright	40.500	68	18Alp Cas	2.2250	4500.0	81	29261	No
79	GOM_NL__2PRFIN20071005_065822_000000392062_00149_29261_0181.N1	05-OCT-2007 06:58:22	Bright	39.000	76	27Gam Cas	2.3000	30000.	78	29261	No
80	GOM_NL__2PRFIN20071005_070518_000000372062_00149_29261_0182.N1	05-OCT-2007 07:05:18	Bright	36.500	49	1Alp UMi	1.9900	6300.0	73	29261	No
81	GOM_NL__2PRFIN20071005_071321_000000342062_00149_29261_0183.N1	05-OCT-2007 07:13:21	Bright	34.000	36	50Alp UMa	1.8000	6300.0	68	29261	No
82	GOM_NL__2PRFIN20071005_071452_000000352062_00149_29261_0184.N1	05-OCT-2007 07:14:52	Bright	34.500	82	48Bet UMa	2.3650	10600.	69	29261	No
83	GOM_NL__2PRFIN20071005_072448_000000372062_00149_29261_0185.N1	05-OCT-2007 07:24:48	Bright	36.500	166	17Eps Leo	2.9800	6000.0	73	29261	No
84	GOM_NL__2PRFIN20071005_072754_000000322062_00149_29261_0186.N1	05-OCT-2007 07:27:54	Bright	32.000	22	32Alp Leo	1.3600	15200.	64	29261	No
85	GOM_NL__2PRFIN20071005_073434_000000452062_00149_29261_0187.N1	05-OCT-2007 07:34:34	Twilight	45.000	48	30Alp Hya	1.9770	4100.0	90	29261	No
86	GOM_NL__2PRFIN20071005_074414_000000422062_00149_29261_0188.N1	05-OCT-2007 07:44:14	Dark	42.000	65	Lam Vel	2.2040	4400.0	84	29261	No
87	GOM_NL__2PRFIN20071005_074730_000000382062_00149_29261_0189.N1	05-OCT-2007 07:47:30	Dark	38.000	46	Del Vel	1.9540	10600.	76	29261	No
88	GOM_NL__2PRFIN20071005_074905_000000442062_00150_29262_0202.N1	05-OCT-2007 07:49:05	Dark	43.500	41	Eps Car	1.8600	4100.0	87	29262	No
89	GOM_NL__2PRFIN20071005_075054_000000422062_00150_29262_0203.N1	05-OCT-2007 07:50:54	Dark	42.000	161	Tau Pup	2.9310	4500.0	84	29262	No
90	GOM_NL__2PRFIN20071005_075219_000000572062_00150_29262_0204.N1	05-OCT-2007 07:52:19	Dark	57.000	2	Alp Car	-0.73600	7000.0	114	29262	No
91	GOM_NL__2PRFIN20071005_080118_000000382062_00150_29262_0205.N1	05-OCT-2007 08:01:18	Dark	38.000	143	Alp Hyi	2.8570	7200.0	76	29262	No
92	GOM_NL__2PRFIN20071005_080246_000000512062_00150_29262_0206.N1	05-OCT-2007 08:02:46	Dark	51.000	9	Alp Eri	0.45300	24000.	102	29262	No
93	GOM_NL__2PRFIN20071005_080802_000000482062_00150_29262_0207.N1	05-OCT-2007 08:08:02	Straylight	47.500	84	Alp Phe	2.3970	4500.0	95	29262	No
94	GOM_NL__2PRFIN20071005_081451_000000472062_00150_29262_0208.N1	05-OCT-2007 08:14:51	Straylight	47.000	52	16Bet Cet	2.0370	4500.0	94	29262	No
95	GOM_NL__2PRFIN20071005_082458_000000352062_00150_29262_0209.N1	05-OCT-2007 08:24:58	Bright	34.500	90	54Alp Peg	2.4870	11000.	69	29262	No
96	GOM_NL__2PRFIN20071005_082834_000000362062_00150_29262_0210.N1	05-OCT-2007 08:28:34	Bright	36.000	93	53Bet Peg	2.5200	3100.0	72	29262	No
97	GOM_NL__2PRFIN20071005_083732_000000402062_00150_29262_0211.N1	05-OCT-2007 08:37:32	Bright	40.000	68	18Alp Cas	2.2250	4500.0	80	29262	No
98	GOM_NL__2PRFIN20071005_083857_000000392062_00150_29262_0212.N1	05-OCT-2007 08:38:57	Bright	38.500	76	27Gam Cas	2.3000	30000.	77	29262	No
99	GOM_NL__2PRFIN20071005_084554_000000332062_00150_29262_0213.N1	05-OCT-2007 08:45:54	Bright	33.000	49	1Alp UMi	1.9900	6300.0	66	29262	No
100	GOM_NL__2PRFIN20071005_085357_000000352062_00150_29262_0214.N1	05-OCT-2007 08:53:57	Bright	35.000	36	50Alp UMa	1.8000	6300.0	70	29262	No
101	GOM_NL__2PRFIN20071005_085528_000000352062_00150_29262_0215.N1	05-OCT-2007 08:55:28	Bright	34.500	82	48Bet UMa	2.3650	10600.	69	29262	No

102	GOM_NL__2PRFIN20071005_090525_000000352062_00150_29262_0216.N1	05-OCT-2007 09:05:25	Bright	35.000	166	17Eps Leo	2.9800	6000.0	70	29262	No
103	GOM_NL__2PRFIN20071005_090830_000000332062_00150_29262_0217.N1	05-OCT-2007 09:08:30	Bright	33.000	22	32Alp Leo	1.3600	15200.	66	29262	No
104	GOM_NL__2PRFIN20071005_091511_000000472062_00150_29262_0218.N1	05-OCT-2007 09:15:11	Twilight	46.500	48	30Alp Hya	1.9770	4100.0	93	29262	No
105	GOM_NL__2PRFIN20071005_092451_000000432062_00150_29262_0219.N1	05-OCT-2007 09:24:51	Dark	43.000	65	Lam Vel	2.2040	4400.0	86	29262	No
106	GOM_NL__2PRFIN20071005_092806_000000382062_00150_29262_0220.N1	05-OCT-2007 09:28:06	Dark	37.500	46	Del Vel	1.9540	10600.	75	29262	No
107	GOM_NL__2PRFIN20071005_092942_000000472062_00151_29263_0219.N1	05-OCT-2007 09:29:42	Dark	46.500	41	Eps Car	1.8600	4100.0	93	29263	No
108	GOM_NL__2PRFIN20071005_093131_000000432062_00151_29263_0220.N1	05-OCT-2007 09:31:31	Dark	42.500	161	Tau Pup	2.9310	4500.0	85	29263	No
109	GOM_NL__2PRFIN20071005_093255_000000592062_00151_29263_0221.N1	05-OCT-2007 09:32:55	Dark	59.000	2	Alp Car	-0.73600	7000.0	118	29263	No
110	GOM_NL__2PRFIN20071005_094155_000000382062_00151_29263_0222.N1	05-OCT-2007 09:41:55	Dark	37.500	143	Alp Hyi	2.8570	7200.0	75	29263	No
111	GOM_NL__2PRFIN20071005_094322_000000442062_00151_29263_0223.N1	05-OCT-2007 09:43:22	Dark	43.500	9	Alp Eri	0.45300	24000.	87	29263	No
112	GOM_NL__2PRFIN20071005_094838_000000412062_00151_29263_0224.N1	05-OCT-2007 09:48:38	Straylight	40.500	84	Alp Phe	2.3970	4500.0	81	29263	No
113	GOM_NL__2PRFIN20071005_095527_000000472062_00151_29263_0225.N1	05-OCT-2007 09:55:27	Straylight	47.000	52	16Bet Cet	2.0370	4500.0	94	29263	No
114	GOM_NL__2PRFIN20071005_100534_000000362062_00151_29263_0226.N1	05-OCT-2007 10:05:34	Bright	35.500	90	54Alp Peg	2.4870	11000.	71	29263	No
115	GOM_NL__2PRFIN20071005_100910_000000392062_00151_29263_0227.N1	05-OCT-2007 10:09:10	Bright	38.500	93	53Bet Peg	2.5200	3100.0	77	29263	No
116	GOM_NL__2PRFIN20071005_101807_000000412062_00151_29263_0228.N1	05-OCT-2007 10:18:07	Bright	40.500	68	18Alp Cas	2.2250	4500.0	81	29263	No
117	GOM_NL__2PRFIN20071005_101933_000000382062_00151_29263_0229.N1	05-OCT-2007 10:19:33	Bright	38.000	76	27Gam Cas	2.3000	30000.	76	29263	No
118	GOM_NL__2PRFIN20071005_102629_000000362062_00151_29263_0230.N1	05-OCT-2007 10:26:29	Bright	35.500	49	1Alp UMi	1.9900	6300.0	71	29263	No
119	GOM_NL__2PRFIN20071005_103433_000000372062_00151_29263_0231.N1	05-OCT-2007 10:34:33	Bright	36.500	36	50Alp UMa	1.8000	6300.0	73	29263	No
120	GOM_NL__2PRFIN20071005_103604_000000372062_00151_29263_0232.N1	05-OCT-2007 10:36:04	Bright	36.500	82	48Bet UMa	2.3650	10600.	73	29263	No
121	GOM_NL__2PRFIN20071005_104601_000000362062_00151_29263_0233.N1	05-OCT-2007 10:46:01	Bright	35.500	166	17Eps Leo	2.9800	6000.0	71	29263	No
122	GOM_NL__2PRFIN20071005_104906_000000342062_00151_29263_0234.N1	05-OCT-2007 10:49:06	Bright	34.000	22	32Alp Leo	1.3600	15200.	68	29263	No
123	GOM_NL__2PRFIN20071005_105547_000000502062_00151_29263_0235.N1	05-OCT-2007 10:55:47	Twilight	49.500	48	30Alp Hya	1.9770	4100.0	99	29263	No
124	GOM_NL__2PRFIN20071005_110527_000000442062_00151_29263_0236.N1	05-OCT-2007 11:05:27	Dark	44.000	65	Lam Vel	2.2040	4400.0	88	29263	No
125	GOM_NL__2PRFIN20071005_110843_000000382062_00151_29263_0237.N1	05-OCT-2007 11:08:43	Dark	37.500	46	Del Vel	1.9540	10600.	75	29263	No
126	GOM_NL__2PRFIN20071005_111018_000000482062_00152_29264_0236.N1	05-OCT-2007 11:10:18	Dark	48.000	41	Eps Car	1.8600	4100.0	96	29264	No
127	GOM_NL__2PRFIN20071005_111208_000000412062_00152_29264_0237.N1	05-OCT-2007 11:12:08	Dark	41.000	161	Tau Pup	2.9310	4500.0	82	29264	No
128	GOM_NL__2PRFIN20071005_111332_000000552062_00152_29264_0238.N1	05-OCT-2007 11:13:32	Dark	55.000	2	Alp Car	-0.73600	7000.0	110	29264	No
129	GOM_NL__2PRFIN20071005_112231_000000412062_00152_29264_0239.N1	05-OCT-2007 11:22:31	Dark	41.000	143	Alp Hyi	2.8570	7200.0	82	29264	No
130	GOM_NL__2PRFIN20071005_112359_000000432062_00152_29264_0240.N1	05-OCT-2007 11:23:59	Dark	43.000	9	Alp Eri	0.45300	24000.	86	29264	No
131	GOM_NL__2PRFIN20071005_112914_000000442062_00152_29264_0241.N1	05-OCT-2007 11:29:14	Straylight	43.500	84	Alp Phe	2.3970	4500.0	87	29264	No
132	GOM_NL__2PRFIN20071005_113603_000000482062_00152_29264_0242.N1	05-OCT-2007 11:36:03	Straylight	48.000	52	16Bet Cet	2.0370	4500.0	96	29264	No
133	GOM_NL__2PRFIN20071005_114610_000000362062_00152_29264_0243.N1	05-OCT-2007 11:46:10	Bright	36.000	90	54Alp Peg	2.4870	11000.	72	29264	No
134	GOM_NL__2PRFIN20071005_114946_000000382062_00152_29264_0244.N1	05-OCT-2007 11:49:46	Bright	37.500	93	53Bet Peg	2.5200	3100.0	75	29264	No
135	GOM_NL__2PRFIN20071005_115843_000000392062_00152_29264_0245.N1	05-OCT-2007 11:58:43	Bright	39.000	68	18Alp Cas	2.2250	4500.0	78	29264	No
136	GOM_NL__2PRFIN20071005_120008_000000402062_00152_29264_0246.N1	05-OCT-2007 12:00:08	Bright	39.500	76	27Gam Cas	2.3000	30000.	79	29264	No
137	GOM_NL__2PRFIN20071005_120705_000000372062_00152_29264_0247.N1	05-OCT-2007 12:07:05	Bright	36.500	49	1Alp UMi	1.9900	6300.0	73	29264	No
138	GOM_NL__2PRFIN20071005_121509_000000362062_00152_29264_0248.N1	05-OCT-2007 12:15:09	Bright	36.000	36	50Alp UMa	1.8000	6300.0	72	29264	No
139	GOM_NL__2PRFIN20071005_121640_000000352062_00152_29264_0249.N1	05-OCT-2007 12:16:40	Bright	34.500	82	48Bet UMa	2.3650	10600.	69	29264	No
140	GOM_NL__2PRFIN20071005_122637_000000362062_00152_29264_0250.N1	05-OCT-2007 12:26:37	Bright	35.500	166	17Eps Leo	2.9800	6000.0	71	29264	No
141	GOM_NL__2PRFIN20071005_122943_000000342062_00152_29264_0251.N1	05-OCT-2007 12:29:43	Bright	33.500	22	32Alp Leo	1.3600	15200.	67	29264	No
142	GOM_NL__2PRFIN20071005_123623_000000462062_00152_29264_0252.N1	05-OCT-2007 12:36:23	Twilight	45.500	48	30Alp Hya	1.9770	4100.0	91	29264	No
143	GOM_NL__2PRFIN20071005_124603_000000462062_00152_29264_0253.N1	05-OCT-2007 12:46:03	Dark	46.000	65	Lam Vel	2.2040	4400.0	92	29264	No
144	GOM_NL__2PRFIN20071005_124919_000000382062_00152_29264_0254.N1	05-OCT-2007 12:49:19	Dark	38.000	46	Del Vel	1.9540	10600.	76	29264	No
145	GOM_NL__2PRFIN20071005_125054_000000392062_00153_29265_0252.N1	05-OCT-2007 12:50:54	Dark	39.000	41	Eps Car	1.8600	4100.0	78	29265	No
146	GOM_NL__2PRFIN20071005_125244_000000522062_00153_29265_0253.N1	05-OCT-2007 12:52:44	Dark	51.500	161	Tau Pup	2.9310	4500.0	103	29265	No
147	GOM_NL__2PRFIN20071005_125409_000000512062_00153_29265_0254.N1	05-OCT-2007 12:54:09	Dark	51.000	2	Alp Car	-0.73600	7000.0	102	29265	No
148	GOM_NL__2PRFIN20071005_130307_000000392062_00153_29265_0255.N1	05-OCT-2007 13:03:07	Dark	38.500	143	Alp Hyi	2.8570	7200.0	77	29265	No
149	GOM_NL__2PRFIN20071005_130435_000000442062_00153_29265_0256.N1	05-OCT-2007 13:04:35	Dark	44.000	9	Alp Eri	0.45300	24000.	88	29265	No
150	GOM_NL__2PRFIN20071005_130950_000000442062_00153_29265_0257.N1	05-OCT-2007 13:09:50	Straylight	44.000	84	Alp Phe	2.3970	4500.0	88	29265	No
151	GOM_NL__2PRFIN20071005_131639_000000472062_00153_29265_0258.N1	05-OCT-2007 13:16:39	Straylight	46.500	52	16Bet Cet	2.0370	4500.0	93	29265	No
152	GOM_NL__2PRFIN20071005_132646_000000352062_00153_29265_0259.N1	05-OCT-2007 13:26:46	Bright	35.000	90	54Alp Peg	2.4870	11000.	70	29265	No
153	GOM_NL__2PRFIN20071005_133022_000000382062_00153_29265_0260.N1	05-OCT-2007 13:30:22	Bright	37.500	93	53Bet Peg	2.5200	3100.0	75	29265	No
154	GOM_NL__2PRFIN20071005_133919_000000412062_00153_29265_0261.N1	05-OCT-2007 13:39:19	Bright	40.500	68	18Alp Cas	2.2250	4500.0	81	29265	No
155	GOM_NL__2PRFIN20071005_134044_000000372062_00153_29265_0262.N1	05-OCT-2007 13:40:44	Bright	37.000	76	27Gam Cas	2.3000	30000.	74	29265	No
156	GOM_NL__2PRFIN20071005_134741_000000362062_00153_29265_0263.N1	05-OCT-2007 13:47:41	Bright	35.500	49	1Alp UMi	1.9900	6300.0	71	29265	No
157	GOM_NL__2PRFIN20071005_135545_000000362062_00153_29265_0264.N1	05-OCT-2007 13:55:45	Bright	36.000	36	50Alp UMa	1.8000	6300.0	72	29265	No
158	GOM_NL__2PRFIN20071005_135716_000000342062_00153_29265_0265.N1	05-OCT-2007 13:57:16	Bright	34.000	82	48Bet UMa	2.3650	10600.	68	29265	No
159	GOM_NL__2PRFIN20071005_140713_000000362062_00153_29265_0266.N1	05-OCT-2007 14:07:13	Bright	35.500	166	17Eps Leo	2.9800	6000.0	71	29265	No
160	GOM_NL__2PRFIN20071005_141019_000000532062_00153_29265_0267.N1	05-OCT-2007 14:10:19	Bright	53.000	22	32Alp Leo	1.3600	15200.	106	29265	No

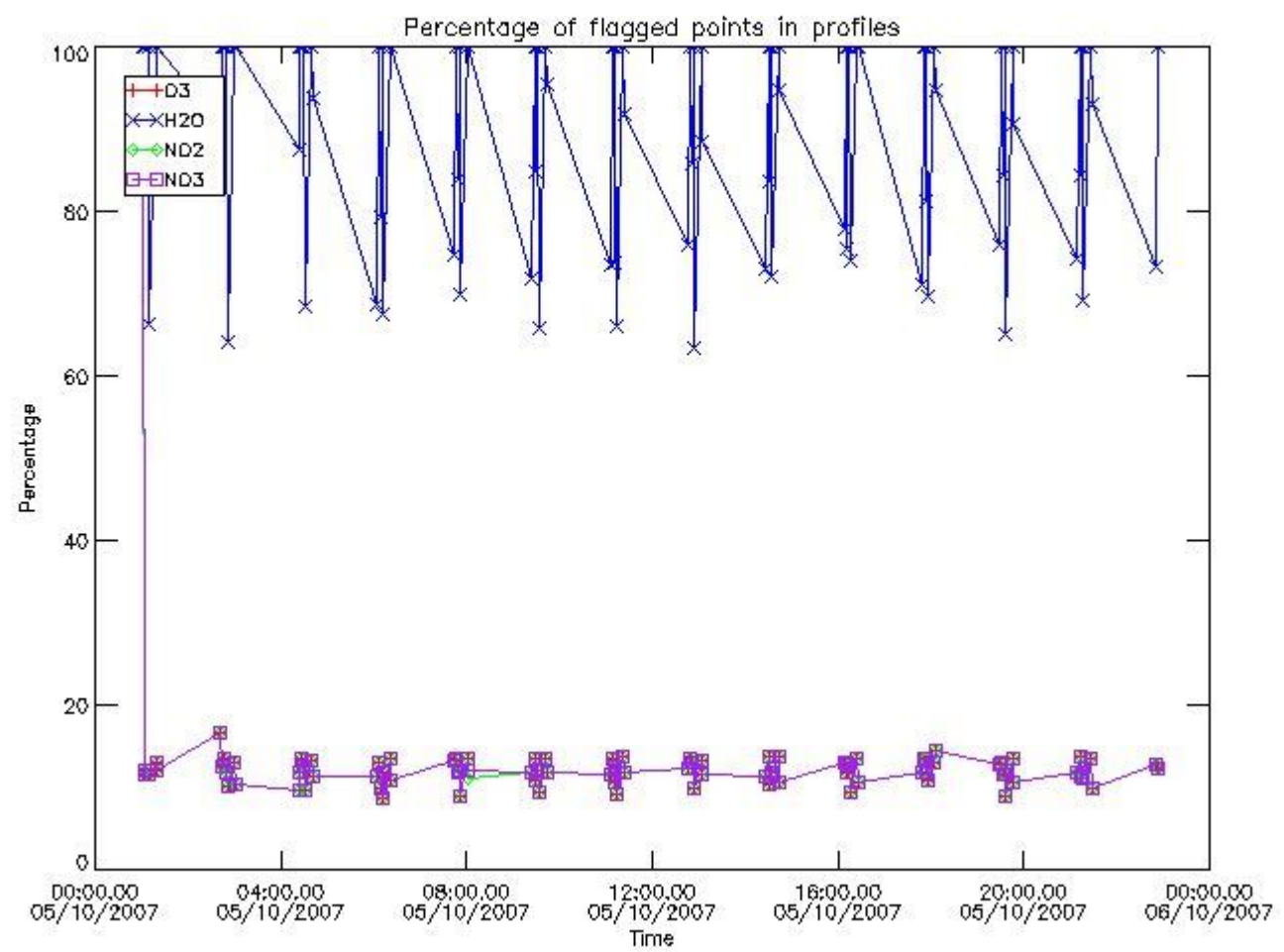
161	GOM_NL__2PRFIN20071005_141700_000000532062_00153_29265_0268.N1	05-OCT-2007 14:17:00	Twilight	52.500	48	30Alp Hya	1.9770	4100.0	105	29265	No
162	GOM_NL__2PRFIN20071005_142640_000000452062_00153_29265_0269.N1	05-OCT-2007 14:26:40	Dark	45.000	65	Lam Vel	2.2040	4400.0	90	29265	No
163	GOM_NL__2PRFIN20071005_142955_000000372062_00153_29265_0270.N1	05-OCT-2007 14:29:55	Dark	37.000	46	Del Vel	1.9540	10600.	74	29265	No
164	GOM_NL__2PRFIN20071005_143131_000000492062_00154_29266_0265.N1	05-OCT-2007 14:31:31	Dark	49.000	41	Eps Car	1.8600	4100.0	98	29266	No
165	GOM_NL__2PRFIN20071005_143321_000000432062_00154_29266_0266.N1	05-OCT-2007 14:33:21	Dark	43.000	161	Tau Pup	2.9310	4500.0	86	29266	No
166	GOM_NL__2PRFIN20071005_143445_000000452062_00154_29266_0267.N1	05-OCT-2007 14:34:45	Dark	45.000	2	Alp Car	-0.73600	7000.0	90	29266	No
167	GOM_NL__2PRFIN20071005_144343_000000372062_00154_29266_0268.N1	05-OCT-2007 14:43:43	Dark	37.000	143	Alp Hyi	2.8570	7200.0	74	29266	No
168	GOM_NL__2PRFIN20071005_144511_000000482062_00154_29266_0269.N1	05-OCT-2007 14:45:11	Dark	48.000	9	Alp Eri	0.45300	24000.	96	29266	No
169	GOM_NL__2PRFIN20071005_145027_000000452062_00154_29266_0270.N1	05-OCT-2007 14:50:27	Straylight	44.500	84	Alp Phe	2.3970	4500.0	89	29266	No
170	GOM_NL__2PRFIN20071005_145715_000000492062_00154_29266_0271.N1	05-OCT-2007 14:57:15	Straylight	48.500	52	16Bet Cet	2.0370	4500.0	97	29266	No
171	GOM_NL__2PRFIN20071005_150722_000000372062_00154_29266_0272.N1	05-OCT-2007 15:07:22	Bright	36.500	90	54Alp Peg	2.4870	11000.	73	29266	No
172	GOM_NL__2PRFIN20071005_151058_000000362062_00154_29266_0273.N1	05-OCT-2007 15:10:58	Bright	36.000	93	53Bet Peg	2.5200	3100.0	72	29266	No
173	GOM_NL__2PRFIN20071005_151954_000000402062_00154_29266_0274.N1	05-OCT-2007 15:19:54	Bright	39.500	68	18Alp Cas	2.2250	4500.0	79	29266	No
174	GOM_NL__2PRFIN20071005_152120_000000402062_00154_29266_0275.N1	05-OCT-2007 15:21:20	Bright	39.500	76	27Gam Cas	2.3000	30000.	79	29266	No
175	GOM_NL__2PRFIN20071005_152817_000000362062_00154_29266_0276.N1	05-OCT-2007 15:28:17	Bright	36.000	49	1Alp UMi	1.9900	6300.0	72	29266	No
176	GOM_NL__2PRFIN20071005_153621_000000372062_00154_29266_0277.N1	05-OCT-2007 15:36:21	Bright	36.500	36	50Alp UMa	1.8000	6300.0	73	29266	No
177	GOM_NL__2PRFIN20071005_153752_000000522062_00154_29266_0278.N1	05-OCT-2007 15:37:52	Bright	52.000	82	48Bet UMa	2.3650	10600.	104	29266	No
178	GOM_NL__2PRFIN20071005_154749_000000482062_00154_29266_0279.N1	05-OCT-2007 15:47:49	Bright	48.000	166	17Eps Leo	2.9800	6000.0	96	29266	No
179	GOM_NL__2PRFIN20071005_155055_000000412062_00154_29266_0280.N1	05-OCT-2007 15:50:55	Bright	41.000	22	32Alp Leo	1.3600	15200.	82	29266	No
180	GOM_NL__2PRFIN20071005_155736_000000492062_00154_29266_0281.N1	05-OCT-2007 15:57:36	Twilight	49.000	48	30Alp Hya	1.9770	4100.0	98	29266	No
181	GOM_NL__2PRFIN20071005_160716_000000392062_00154_29266_0282.N1	05-OCT-2007 16:07:16	Dark	39.000	65	Lam Vel	2.2040	4400.0	78	29266	No
182	GOM_NL__2PRFIN20071005_161032_000000402062_00154_29266_0283.N1	05-OCT-2007 16:10:32	Dark	39.500	46	Del Vel	1.9540	10600.	79	29266	No
183	GOM_NL__2PRFIN20071005_161207_000000432062_00155_29267_0279.N1	05-OCT-2007 16:12:07	Dark	43.000	41	Eps Car	1.8600	4100.0	86	29267	No
184	GOM_NL__2PRFIN20071005_161358_000000442062_00155_29267_0280.N1	05-OCT-2007 16:13:58	Dark	43.500	161	Tau Pup	2.9310	4500.0	87	29267	No
185	GOM_NL__2PRFIN20071005_161522_000000602062_00155_29267_0281.N1	05-OCT-2007 16:15:22	Dark	60.000	2	Alp Car	-0.73600	7000.0	120	29267	No
186	GOM_NL__2PRFIN20071005_162420_000000382062_00155_29267_0282.N1	05-OCT-2007 16:24:20	Dark	38.000	143	Alp Hyi	2.8570	7200.0	76	29267	No
187	GOM_NL__2PRFIN20071005_162547_000000482062_00155_29267_0283.N1	05-OCT-2007 16:25:47	Dark	48.000	9	Alp Eri	0.45300	24000.	96	29267	No
188	GOM_NL__2PRFIN20071005_163103_000000452062_00155_29267_0284.N1	05-OCT-2007 16:31:03	Straylight	45.000	84	Alp Phe	2.3970	4500.0	90	29267	No
189	GOM_NL__2PRFIN20071005_163751_000000452062_00155_29267_0285.N1	05-OCT-2007 16:37:51	Straylight	45.000	52	16Bet Cet	2.0370	4500.0	90	29267	No
190	GOM_NL__2PRFIN20071005_164758_000000362062_00155_29267_0286.N1	05-OCT-2007 16:47:58	Bright	35.500	90	54Alp Peg	2.4870	11000.	71	29267	No
191	GOM_NL__2PRFIN20071005_165134_000000362062_00155_29267_0287.N1	05-OCT-2007 16:51:34	Bright	36.000	93	53Bet Peg	2.5200	3100.0	72	29267	No
192	GOM_NL__2PRFIN20071005_170030_000000402062_00155_29267_0288.N1	05-OCT-2007 17:00:30	Bright	40.000	68	18Alp Cas	2.2250	4500.0	80	29267	No
193	GOM_NL__2PRFIN20071005_170155_000000402062_00155_29267_0289.N1	05-OCT-2007 17:01:55	Bright	39.500	76	27Gam Cas	2.3000	30000.	79	29267	No
194	GOM_NL__2PRFIN20071005_170853_000000382062_00155_29267_0290.N1	05-OCT-2007 17:08:53	Bright	37.500	49	1Alp UMi	1.9900	6300.0	75	29267	No
195	GOM_NL__2PRFIN20071005_171657_000000382062_00155_29267_0291.N1	05-OCT-2007 17:16:57	Bright	37.500	36	50Alp UMa	1.8000	6300.0	75	29267	No
196	GOM_NL__2PRFIN20071005_171828_000000522062_00155_29267_0292.N1	05-OCT-2007 17:18:28	Bright	52.000	82	48Bet UMa	2.3650	10600.	104	29267	No
197	GOM_NL__2PRFIN20071005_172825_000000552062_00155_29267_0293.N1	05-OCT-2007 17:28:25	Bright	55.000	166	17Eps Leo	2.9800	6000.0	110	29267	No
198	GOM_NL__2PRFIN20071005_173131_000000392062_00155_29267_0294.N1	05-OCT-2007 17:31:31	Bright	38.500	22	32Alp Leo	1.3600	15200.	77	29267	No
199	GOM_NL__2PRFIN20071005_173813_000000482062_00155_29267_0295.N1	05-OCT-2007 17:38:13	Twilight	48.000	48	30Alp Hya	1.9770	4100.0	96	29267	No
200	GOM_NL__2PRFIN20071005_174752_000000472062_00155_29267_0296.N1	05-OCT-2007 17:47:52	Dark	47.000	65	Lam Vel	2.2040	4400.0	94	29267	No
201	GOM_NL__2PRFIN20071005_175108_000000382062_00155_29267_0297.N1	05-OCT-2007 17:51:08	Dark	38.000	46	Del Vel	1.9540	10600.	76	29267	No
202	GOM_NL__2PRFIN20071005_175243_000000382062_00156_29268_0293.N1	05-OCT-2007 17:52:43	Dark	37.500	41	Eps Car	1.8600	4100.0	75	29268	No
203	GOM_NL__2PRFIN20071005_175435_000000432062_00156_29268_0294.N1	05-OCT-2007 17:54:35	Dark	43.000	161	Tau Pup	2.9310	4500.0	86	29268	No
204	GOM_NL__2PRFIN20071005_175559_000000472062_00156_29268_0295.N1	05-OCT-2007 17:55:59	Dark	46.500	2	Alp Car	-0.73600	7000.0	93	29268	No
205	GOM_NL__2PRFIN20071005_180456_000000392062_00156_29268_0296.N1	05-OCT-2007 18:04:56	Dark	39.000	143	Alp Hyi	2.8570	7200.0	78	29268	No
206	GOM_NL__2PRFIN20071005_180624_000000392062_00156_29268_0297.N1	05-OCT-2007 18:06:24	Dark	38.500	9	Alp Eri	0.45300	24000.	77	29268	No
207	GOM_NL__2PRFIN20071005_181139_000000432062_00156_29268_0298.N1	05-OCT-2007 18:11:39	Straylight	42.500	84	Alp Phe	2.3970	4500.0	85	29268	No
208	GOM_NL__2PRFIN20071005_181827_000000472062_00156_29268_0299.N1	05-OCT-2007 18:18:27	Straylight	46.500	52	16Bet Cet	2.0370	4500.0	93	29268	No
209	GOM_NL__2PRFIN20071005_182834_000000362062_00156_29268_0300.N1	05-OCT-2007 18:28:34	Bright	36.000	90	54Alp Peg	2.4870	11000.	72	29268	No
210	GOM_NL__2PRFIN20071005_183210_000000382062_00156_29268_0301.N1	05-OCT-2007 18:32:10	Bright	37.500	93	53Bet Peg	2.5200	3100.0	75	29268	No
211	GOM_NL__2PRFIN20071005_184106_000000402062_00156_29268_0302.N1	05-OCT-2007 18:41:06	Bright	39.500	68	18Alp Cas	2.2250	4500.0	79	29268	No
212	GOM_NL__2PRFIN20071005_184231_000000402062_00156_29268_0303.N1	05-OCT-2007 18:42:31	Bright	39.500	76	27Gam Cas	2.3000	30000.	79	29268	No
213	GOM_NL__2PRFIN20071005_184929_000000372062_00156_29268_0304.N1	05-OCT-2007 18:49:29	Bright	36.500	49	1Alp UMi	1.9900	6300.0	73	29268	No
214	GOM_NL__2PRFIN20071005_185733_000000372062_00156_29268_0305.N1	05-OCT-2007 18:57:33	Bright	36.500	36	50Alp UMa	1.8000	6300.0	73	29268	No
215	GOM_NL__2PRFIN20071005_185904_000000522062_00156_29268_0306.N1	05-OCT-2007 18:59:04	Bright	52.000	82	48Bet UMa	2.3650	10600.	104	29268	No
216	GOM_NL__2PRFIN20071005_190901_000000372062_00156_29268_0307.N1	05-OCT-2007 19:09:01	Bright	37.000	166	17Eps Leo	2.9800	6000.0	74	29268	No
217	GOM_NL__2PRFIN20071005_191207_000000342062_00156_29268_0308.N1	05-OCT-2007 19:12:07	Bright	34.000	22	32Alp Leo	1.3600	15200.	68	29268	No
218	GOM_NL__2PRFIN20071005_191849_000000472062_00156_29268_0309.N1	05-OCT-2007 19:18:49	Twilight	47.000	48	30Alp Hya	1.9770	4100.0	94	29268	No
219	GOM_NL__2PRFIN20071005_192829_000000402062_00156_29268_0310.N1	05-OCT-2007 19:28:29	Dark	40.000	65	Lam Vel	2.2040	4400.0	80	29268	No

220	GOM_NL__2PRFIN20071005_193144_000000402062_00156_29268_0311.N1	05-OCT-2007 19:31:44	Dark	39.500	46	Del Vel	1.9540	10600.	79	29268	No
221	GOM_NL__2PRFIN20071005_193320_000000482062_00157_29269_0308.N1	05-OCT-2007 19:33:20	Dark	48.000	41	Eps Car	1.8600	4100.0	96	29269	No
222	GOM_NL__2PRFIN20071005_193511_000000442062_00157_29269_0309.N1	05-OCT-2007 19:35:11	Dark	44.000	161	Tau Pup	2.9310	4500.0	88	29269	No
223	GOM_NL__2PRFIN20071005_193636_000000582062_00157_29269_0310.N1	05-OCT-2007 19:36:36	Dark	57.500	2	Alp Car	-0.73600	7000.0	115	29269	No
224	GOM_NL__2PRFIN20071005_194532_000000382062_00157_29269_0311.N1	05-OCT-2007 19:45:32	Dark	37.500	143	Alp Hyi	2.8570	7200.0	75	29269	No
225	GOM_NL__2PRFIN20071005_194700_000000482062_00157_29269_0312.N1	05-OCT-2007 19:47:00	Dark	47.500	9	Alp Eri	0.45300	24000.	95	29269	No
226	GOM_NL__2PRFIN20071005_195215_000000422062_00157_29269_0313.N1	05-OCT-2007 19:52:15	Straylight	42.000	84	Alp Phe	2.3970	4500.0	84	29269	No
227	GOM_NL__2PRFIN20071005_195903_000000442062_00157_29269_0314.N1	05-OCT-2007 19:59:03	Straylight	44.000	52	16Bet Cet	2.0370	4500.0	88	29269	No
228	GOM_NL__2PRFIN20071005_200910_000000352062_00157_29269_0315.N1	05-OCT-2007 20:09:10	Bright	35.000	90	54Alp Peg	2.4870	11000.	70	29269	No
229	GOM_NL__2PRFIN20071005_201246_000000362062_00157_29269_0316.N1	05-OCT-2007 20:12:46	Bright	35.500	93	53Bet Peg	2.5200	3100.0	71	29269	No
230	GOM_NL__2PRFIN20071005_202141_000000412062_00157_29269_0317.N1	05-OCT-2007 20:21:41	Bright	40.500	68	18Alp Cas	2.2250	4500.0	81	29269	No
231	GOM_NL__2PRFIN20071005_202306_000000392062_00157_29269_0318.N1	05-OCT-2007 20:23:06	Bright	38.500	76	27Gam Cas	2.3000	30000.	77	29269	No
232	GOM_NL__2PRFIN20071005_203005_000000382062_00157_29269_0319.N1	05-OCT-2007 20:30:05	Bright	37.500	49	1Alp UMi	1.9900	6300.0	75	29269	No
233	GOM_NL__2PRFIN20071005_203809_000000372062_00157_29269_0320.N1	05-OCT-2007 20:38:09	Bright	36.500	36	50Alp UMa	1.8000	6300.0	73	29269	No
234	GOM_NL__2PRFIN20071005_203940_000000352062_00157_29269_0321.N1	05-OCT-2007 20:39:40	Bright	34.500	82	48Bet UMa	2.3650	10600.	69	29269	No
235	GOM_NL__2PRFIN20071005_204937_000000462062_00157_29269_0322.N1	05-OCT-2007 20:49:37	Bright	45.500	166	17Eps Leo	2.9800	6000.0	91	29269	No
236	GOM_NL__2PRFIN20071005_205244_000000342062_00157_29269_0323.N1	05-OCT-2007 20:52:44	Bright	34.000	22	32Alp Leo	1.3600	15200.	68	29269	No
237	GOM_NL__2PRFIN20071005_205925_000000512062_00157_29269_0324.N1	05-OCT-2007 20:59:25	Twilight	50.500	48	30Alp Hya	1.9770	4100.0	101	29269	No
238	GOM_NL__2PRFIN20071005_210905_000000432062_00157_29269_0325.N1	05-OCT-2007 21:09:05	Dark	43.000	65	Lam Vel	2.2040	4400.0	86	29269	No
239	GOM_NL__2PRFIN20071005_211221_000000412062_00157_29269_0326.N1	05-OCT-2007 21:12:21	Dark	41.000	46	Del Vel	1.9540	10600.	82	29269	No
240	GOM_NL__2PRFIN20071005_211356_000000452062_00158_29270_0328.N1	05-OCT-2007 21:13:56	Dark	45.000	41	Eps Car	1.8600	4100.0	90	29270	No
241	GOM_NL__2PRFIN20071005_211548_000000442062_00158_29270_0329.N1	05-OCT-2007 21:15:48	Dark	43.500	161	Tau Pup	2.9310	4500.0	87	29270	No
242	GOM_NL__2PRFIN20071005_211712_000000462062_00158_29270_0330.N1	05-OCT-2007 21:17:12	Dark	46.000	2	Alp Car	-0.73600	7000.0	92	29270	No
243	GOM_NL__2PRFIN20071005_212609_000000382062_00158_29270_0331.N1	05-OCT-2007 21:26:09	Dark	38.000	143	Alp Hyi	2.8570	7200.0	76	29270	No
244	GOM_NL__2PRFIN20071005_212736_000000512062_00158_29270_0332.N1	05-OCT-2007 21:27:36	Dark	51.000	9	Alp Eri	0.45300	24000.	102	29270	No
245	GOM_NL__2PRFIN20071005_213251_000000432062_00158_29270_0333.N1	05-OCT-2007 21:32:51	Straylight	43.000	84	Alp Phe	2.3970	4500.0	86	29270	No
246	GOM_NL__2PRFIN20071005_213939_000000432062_00158_29270_0334.N1	05-OCT-2007 21:39:39	Straylight	43.000	52	16Bet Cet	2.0370	4500.0	86	29270	No
247	GOM_NL__2PRFIN20071005_214946_000000362062_00158_29270_0335.N1	05-OCT-2007 21:49:46	Bright	36.000	90	54Alp Peg	2.4870	11000.	72	29270	No
248	GOM_NL__2PRFIN20071005_215322_000000372062_00158_29270_0336.N1	05-OCT-2007 21:53:22	Bright	37.000	93	53Bet Peg	2.5200	3100.0	74	29270	No
249	GOM_NL__2PRFIN20071005_220217_000000372062_00158_29270_0337.N1	05-OCT-2007 22:02:17	Bright	36.500	68	18Alp Cas	2.2250	4500.0	73	29270	No
250	GOM_NL__2PRFIN20071005_220342_000000402062_00158_29270_0338.N1	05-OCT-2007 22:03:42	Bright	40.000	76	27Gam Cas	2.3000	30000.	80	29270	No
251	GOM_NL__2PRFIN20071005_221041_000000362062_00158_29270_0339.N1	05-OCT-2007 22:10:41	Bright	36.000	49	1Alp UMi	1.9900	6300.0	72	29270	No
252	GOM_NL__2PRFIN20071005_221845_000000372062_00158_29270_0340.N1	05-OCT-2007 22:18:45	Bright	36.500	36	50Alp UMa	1.8000	6300.0	73	29270	No
253	GOM_NL__2PRFIN20071005_222016_000000522062_00158_29270_0341.N1	05-OCT-2007 22:20:16	Bright	52.000	82	48Bet UMa	2.3650	10600.	104	29270	No
254	GOM_NL__2PRFIN20071005_223014_000000362062_00158_29270_0342.N1	05-OCT-2007 22:30:14	Bright	36.000	166	17Eps Leo	2.9800	6000.0	72	29270	No
255	GOM_NL__2PRFIN20071005_223320_000000362062_00158_29270_0343.N1	05-OCT-2007 22:33:20	Bright	35.500	22	32Alp Leo	1.3600	15200.	71	29270	No
256	GOM_NL__2PRFIN20071005_224002_000000482062_00158_29270_0344.N1	05-OCT-2007 22:40:02	Twilight	48.000	48	30Alp Hya	1.9770	4100.0	96	29270	No
257	GOM_NL__2PRFIN20071005_224941_000000442062_00158_29270_0345.N1	05-OCT-2007 22:49:41	Dark	43.500	65	Lam Vel	2.2040	4400.0	87	29270	No
258	GOM_NL__2PRFIN20071005_225257_000000422062_00158_29270_0346.N1	05-OCT-2007 22:52:57	Dark	41.500	46	Del Vel	1.9540	10600.	83	29270	No

3. Quality information per product

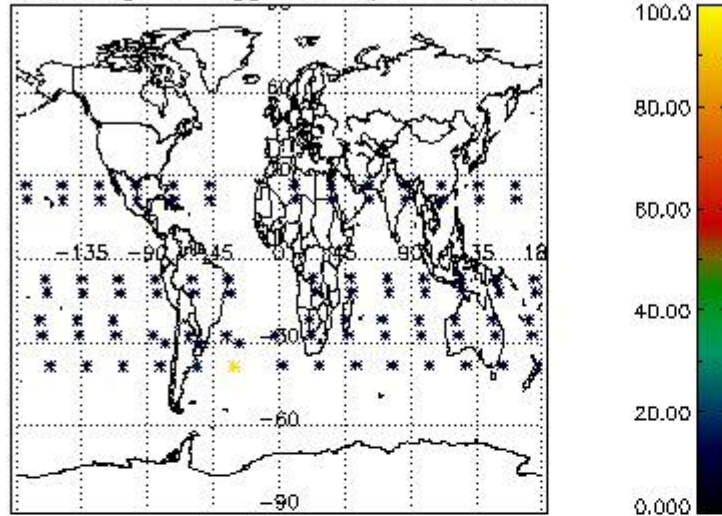
In this section it is plotted some information contained in the Quality Summary data set of the level 2 products. Only products in dark limb conditions and without errors (error flag in the MPH set to "0") are used.

3.1 Plot quality information per product (time dependant)

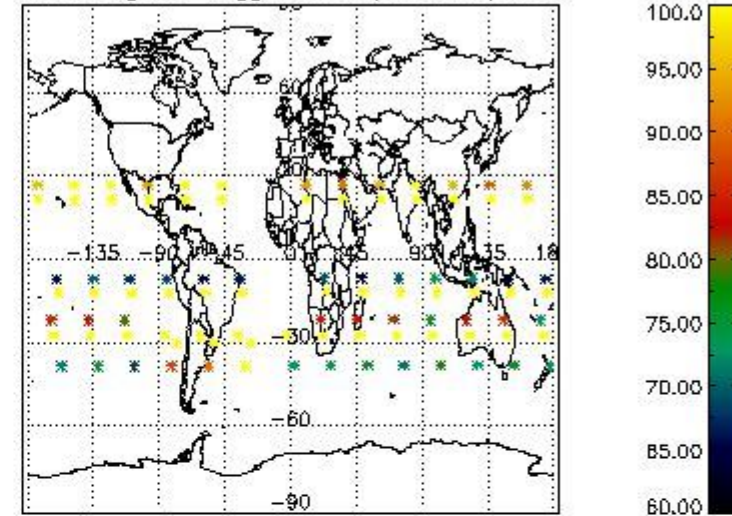


3.2 Plot quality information per product (world map)

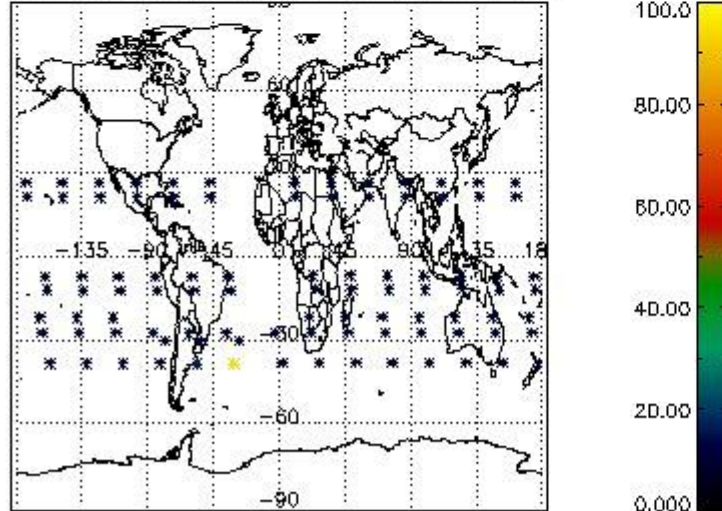
Percentage of flagged data per O3 profile



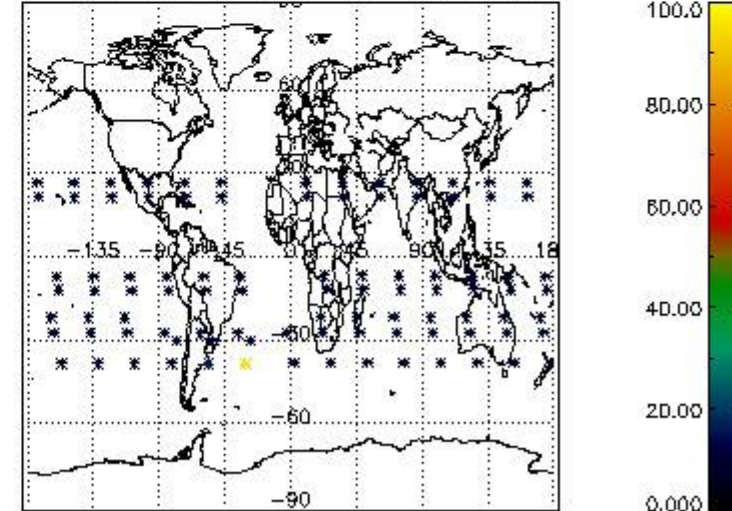
Percentage of flagged data per H2O profile



Percentage of flagged data per NO2 profile



Percentage of flagged data per NO3 profile

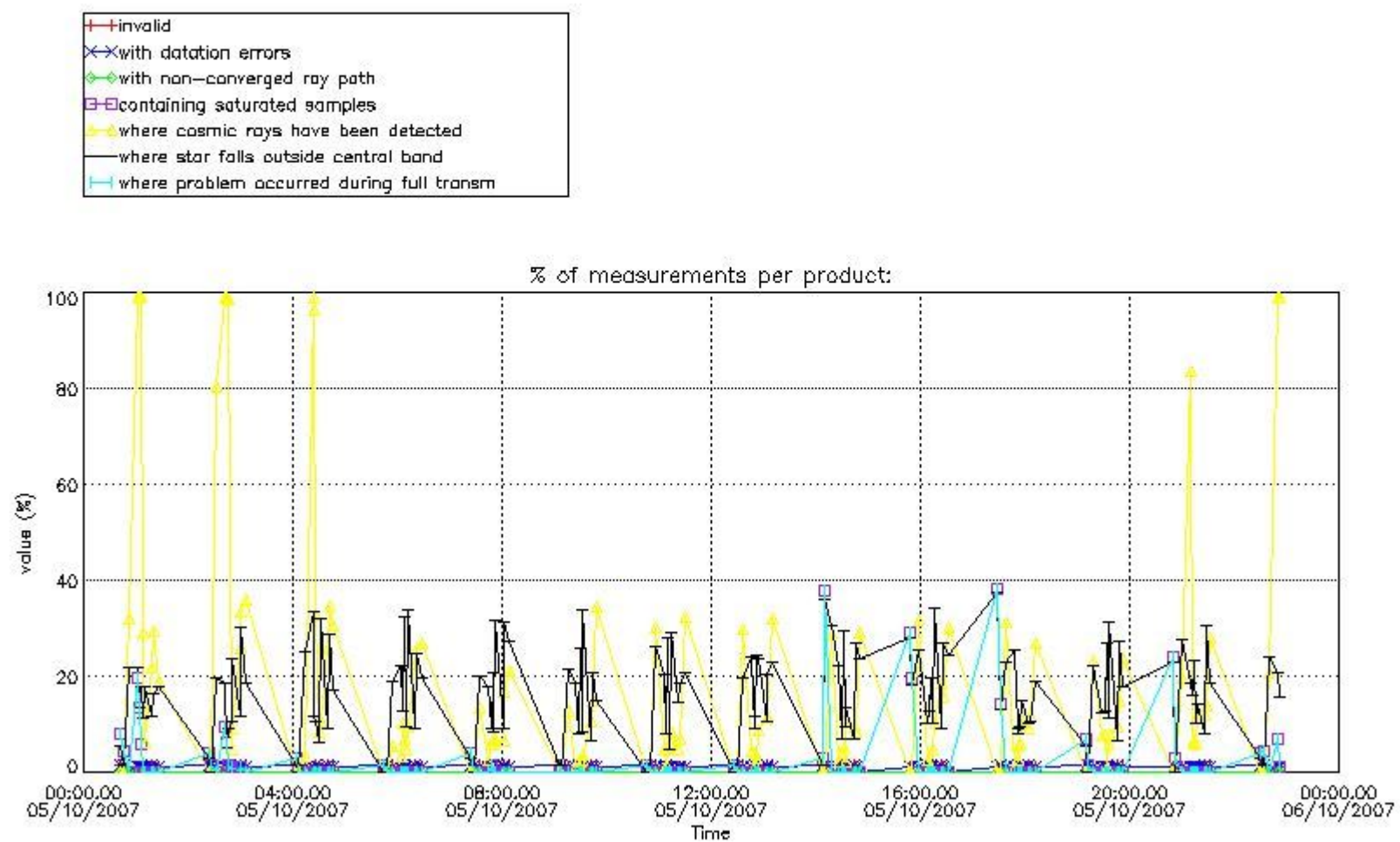


4. Level 1 quality information per product

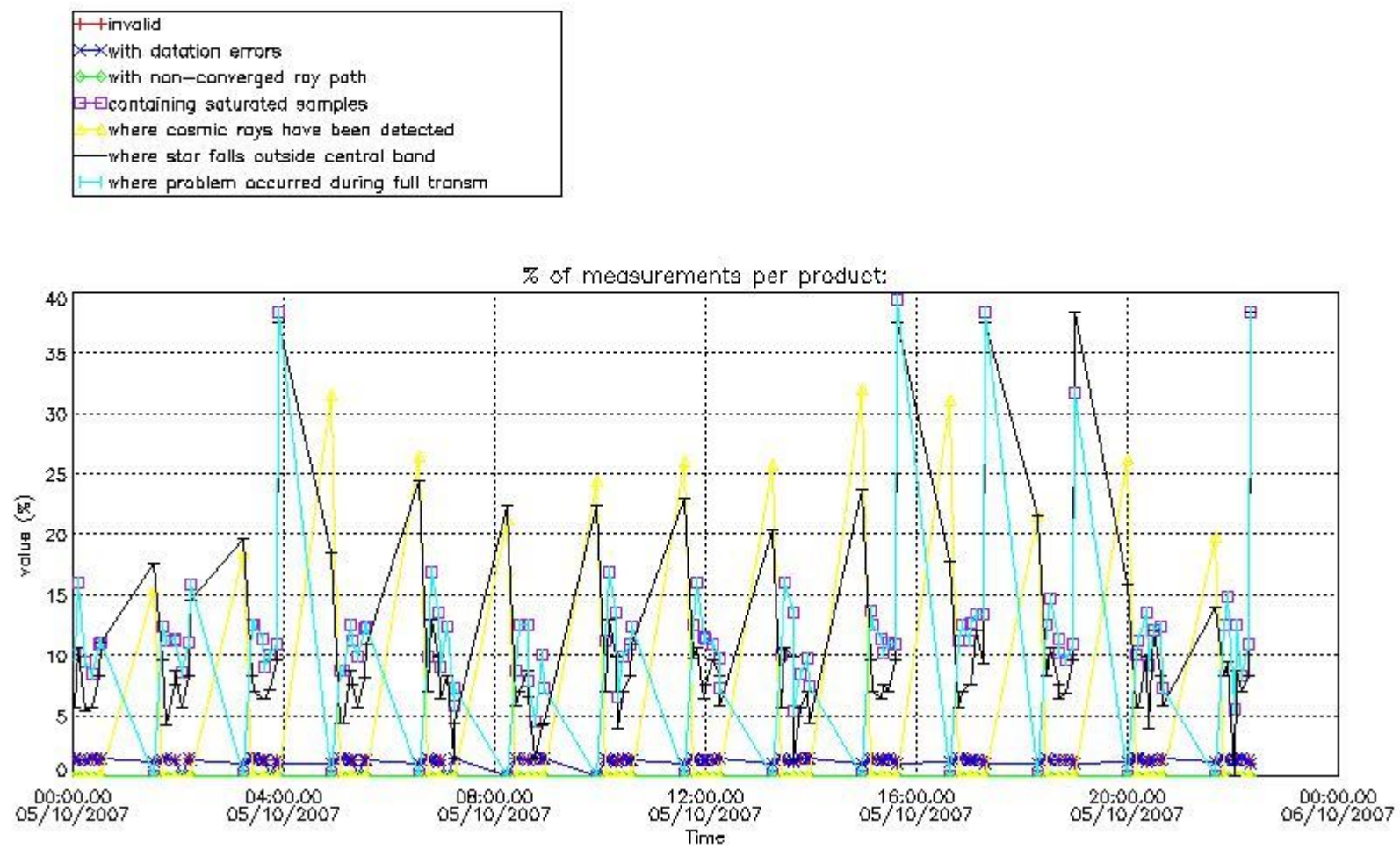
In this section it is plotted some information contained in the Quality Summary data set of the level 2 products that comes from the level 1b processing. Products without errors (error flag in the MPH set to "0") are used.

4.1 Plot quality information per product (time dependant) coming from level 1b processing

4.1.1 Plot level 1 quality information per product (time dependant): ENVISAT ASCENDING passes



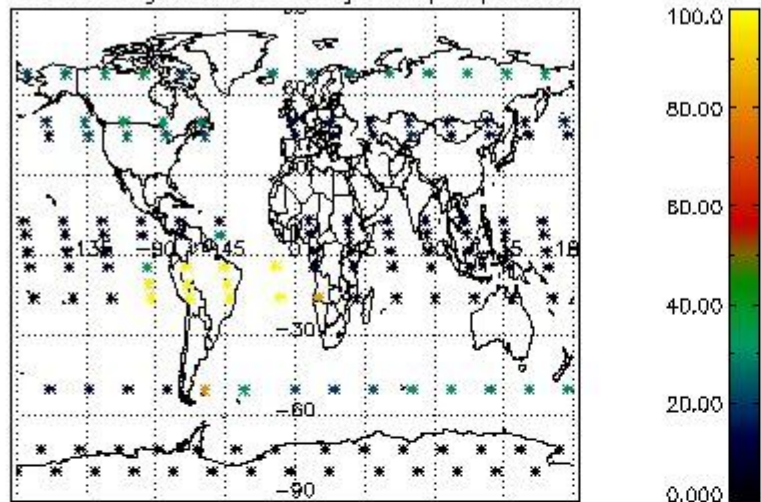
4.1.2 Plot level 1 quality information per product (time dependant): ENVI SAT DESCENDING passes



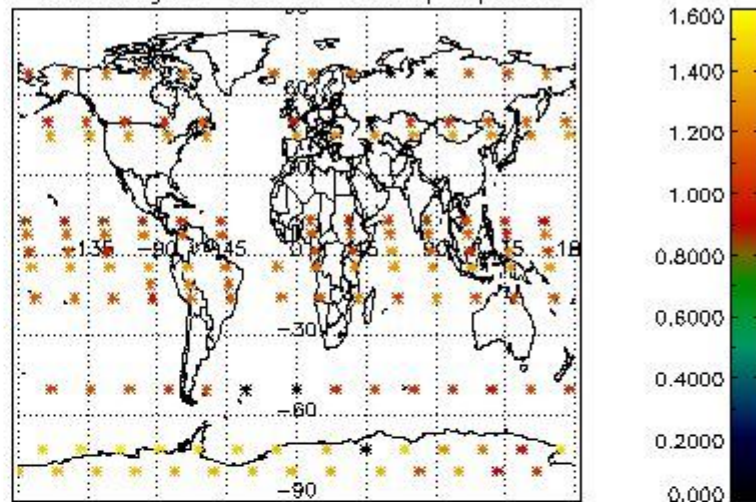
4.2 Plot quality information per product coming from level 1b processing (world map)

4.2.1 Plot level 1 quality information per product (world map): ENVISAT ASCENDING passes

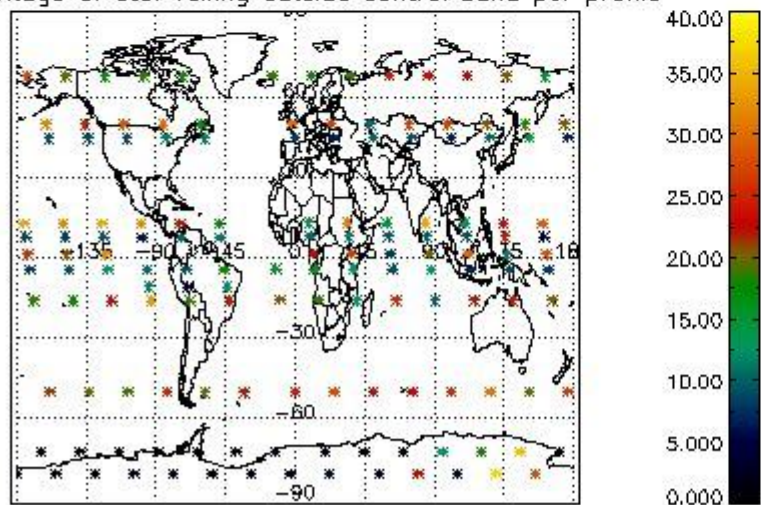
Percentage of cosmic ray hits per profile



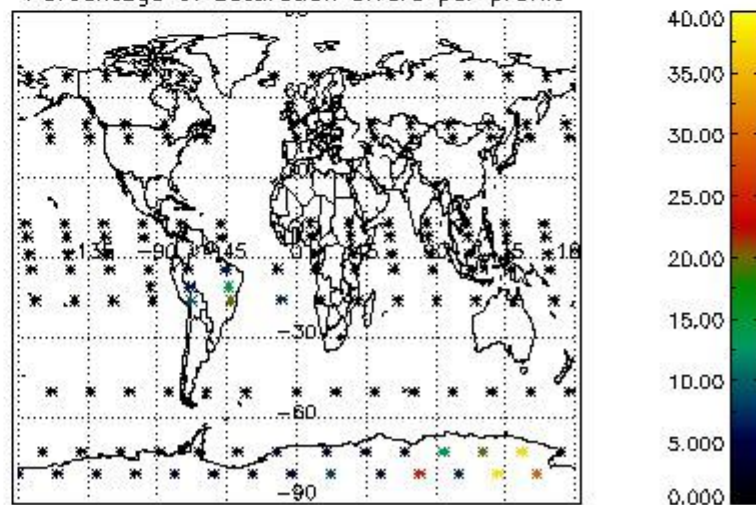
Percentage of datation errors per profile



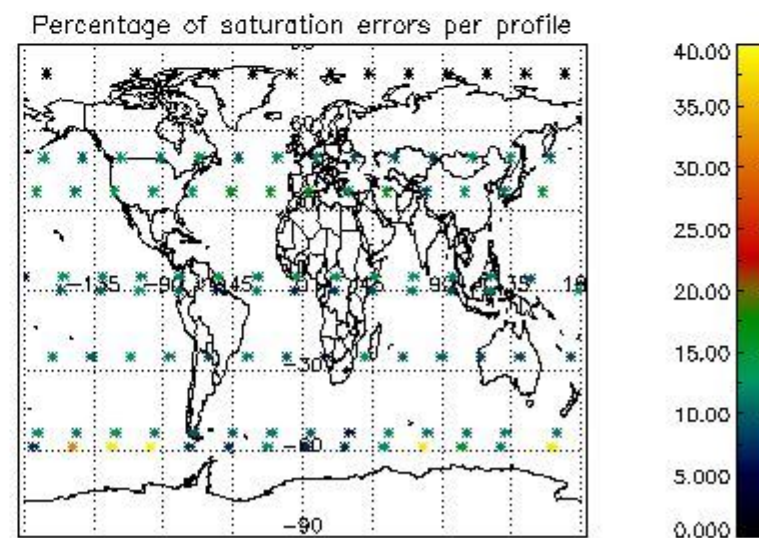
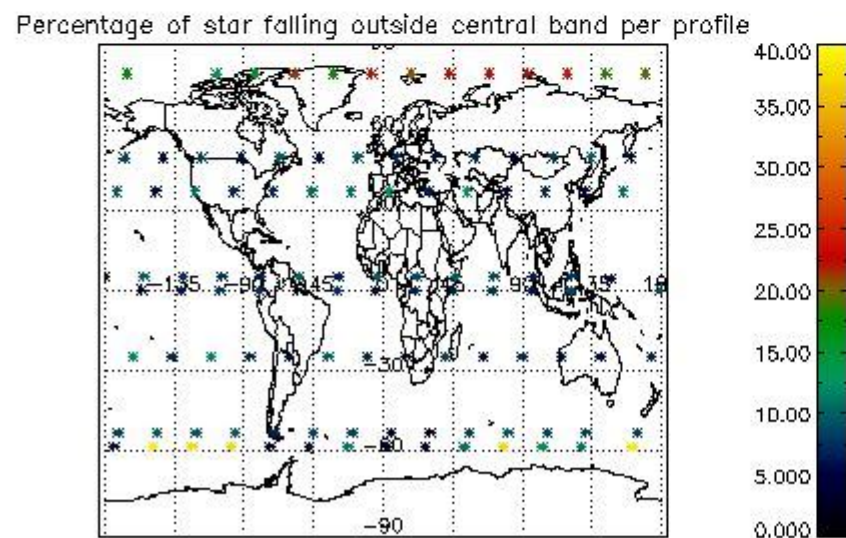
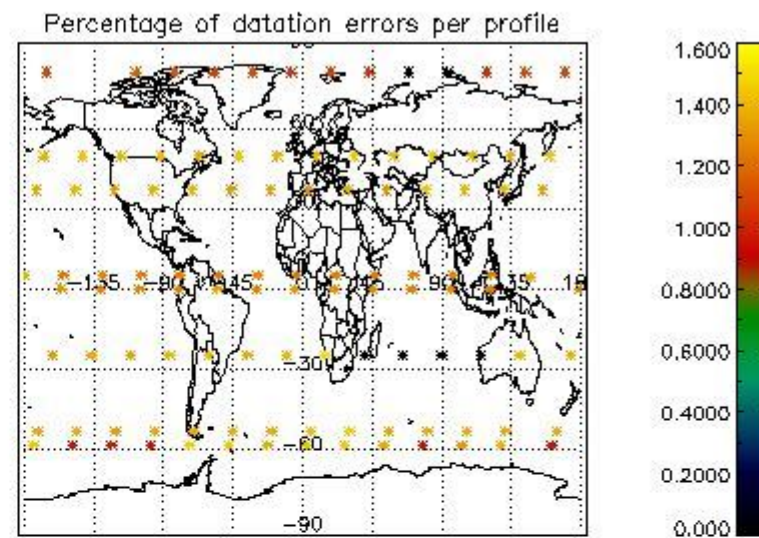
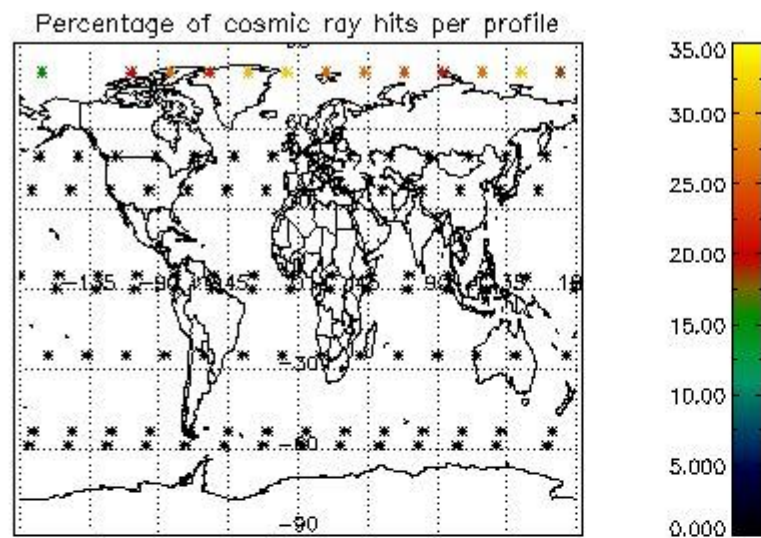
Percentage of star falling outside central band per profile



Percentage of saturation errors per profile



4.2.2 Plot level 1 quality information per product (world map): ENVISAT DESCENDING passes



5. Trace gas profiles

5.1 Ozone statistics based on quality of products

The final quality of the products can be "measured" using the STD (Standard Deviation) attached to every point profile. This information is written to the parameter GOM_NL__2P/NL_LOCAL_SPECIES_DENSITY/o3_std of the level 2 products. The table below shows the statistics for given STD ranges.

The statistics are given with respect to the overall valid production:

- Products without fatal errors: GOM_NL__2P/MPH/PRODUCT_ERR=0
- Valid point profile: GOM_NL__2P/NL_LOCAL_SPECIES_DENSITY/pcd(0)=0

The 'Criteria' is applied to valid points of dark limb products:

- Products in dark limb illumination condition: GOM_NL__2P/NL_SUMMARY_QUALITY/obs_ill_cond=0
- Products without fatal errors: GOM_NL__2P/MPH/PRODUCT_ERR=0
- Valid point profile: GOM_NL__2P/NL_LOCAL_SPECIES_DENSITY/pcd(0)=0

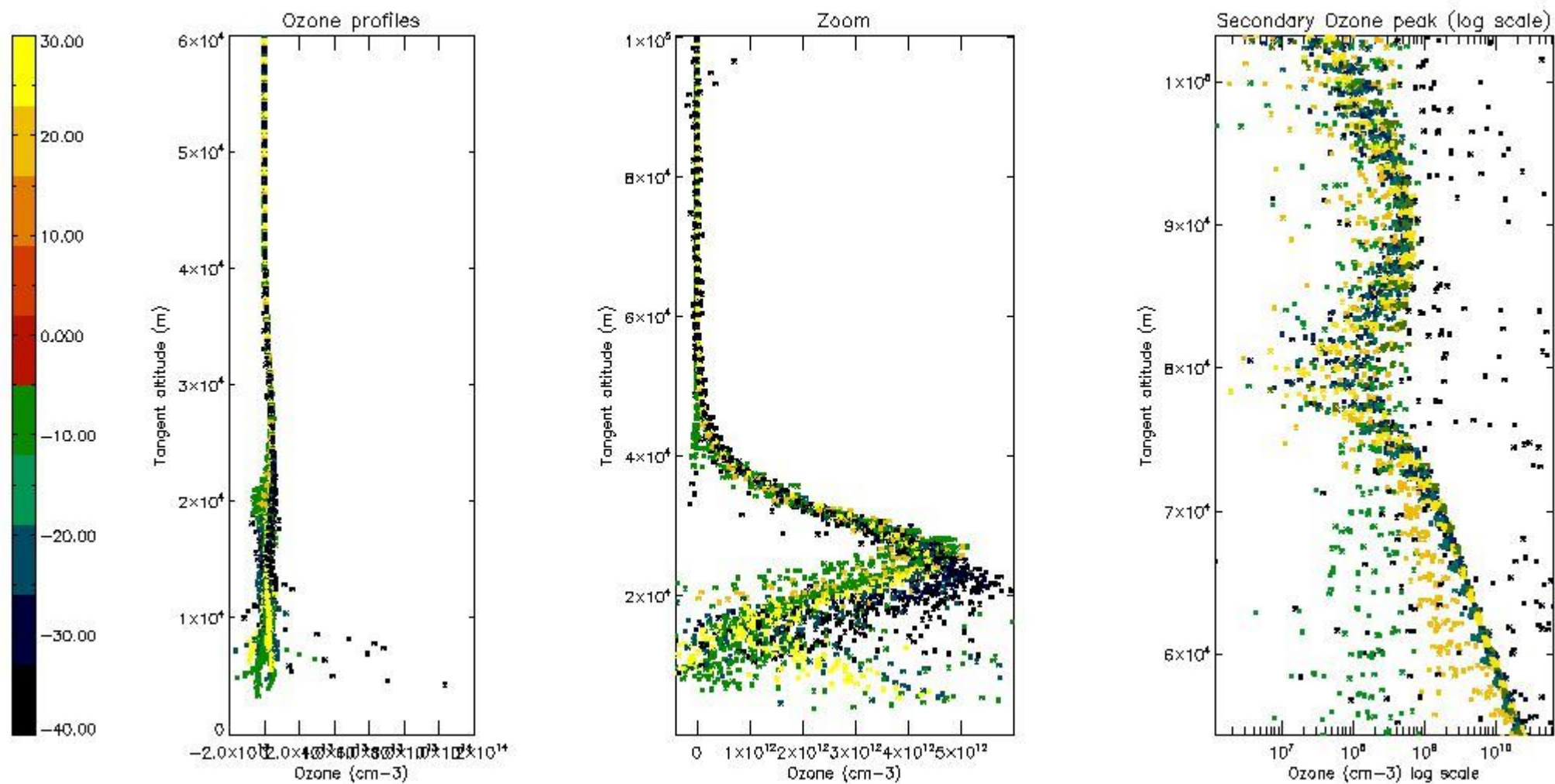
So, the table below shows the percentage of dark limb and valid observations for each criteria with respect to the overall valid daily observations.

Criteria	% of total production
All STD	39
STD < 20	20

STD < 10	15
STD < 5	8

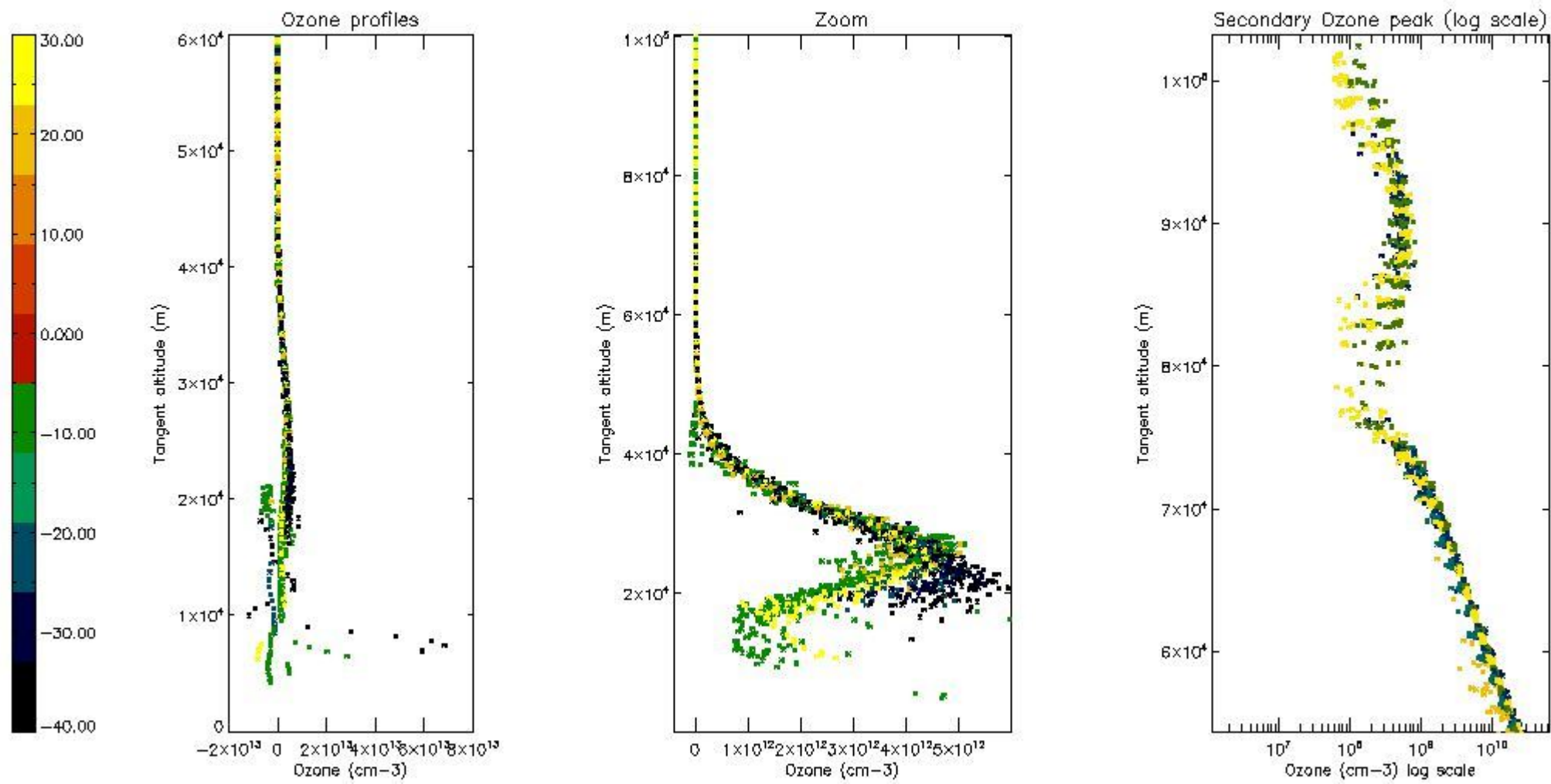
5.2 Plot ozone profiles for all STD (dark without errors)

The colorbar represents the latitude.



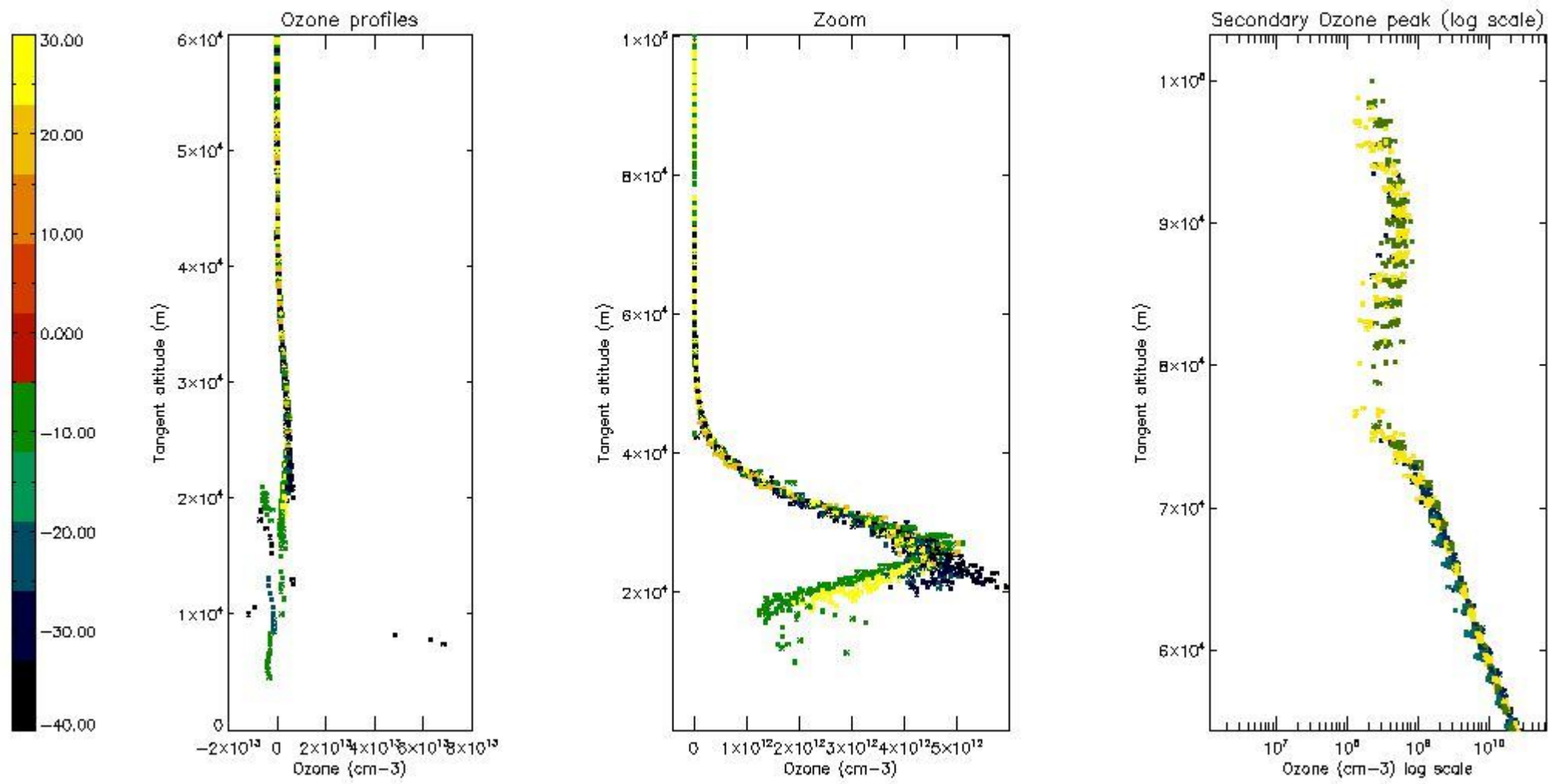
5.3 Plot ozone profiles where STD < 20% (dark without errors)

The colorbar represents the latitude.



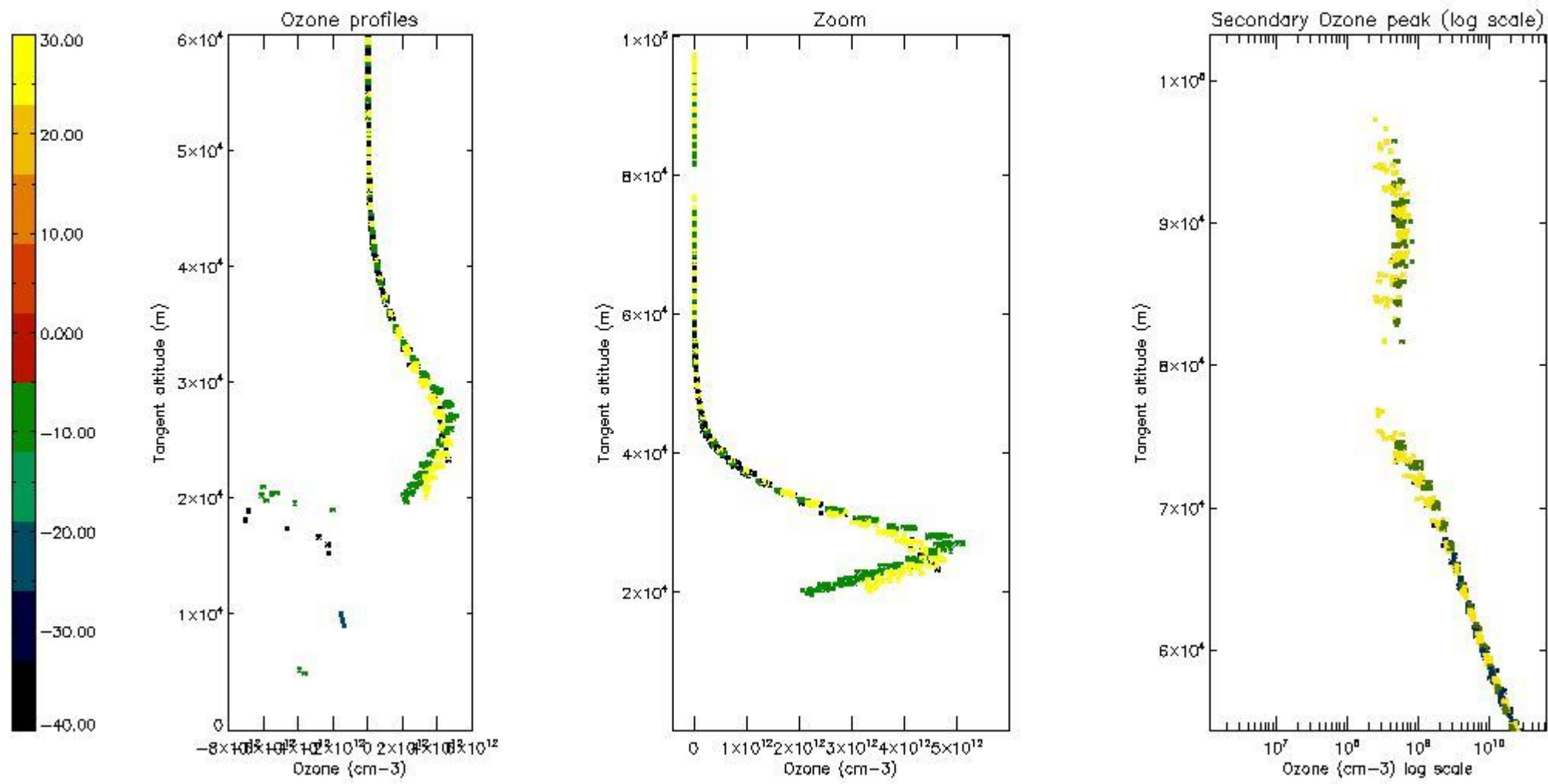
5.4 Plot ozone profiles where STD < 10% (dark without errors)

The colorbar represents the latitude.



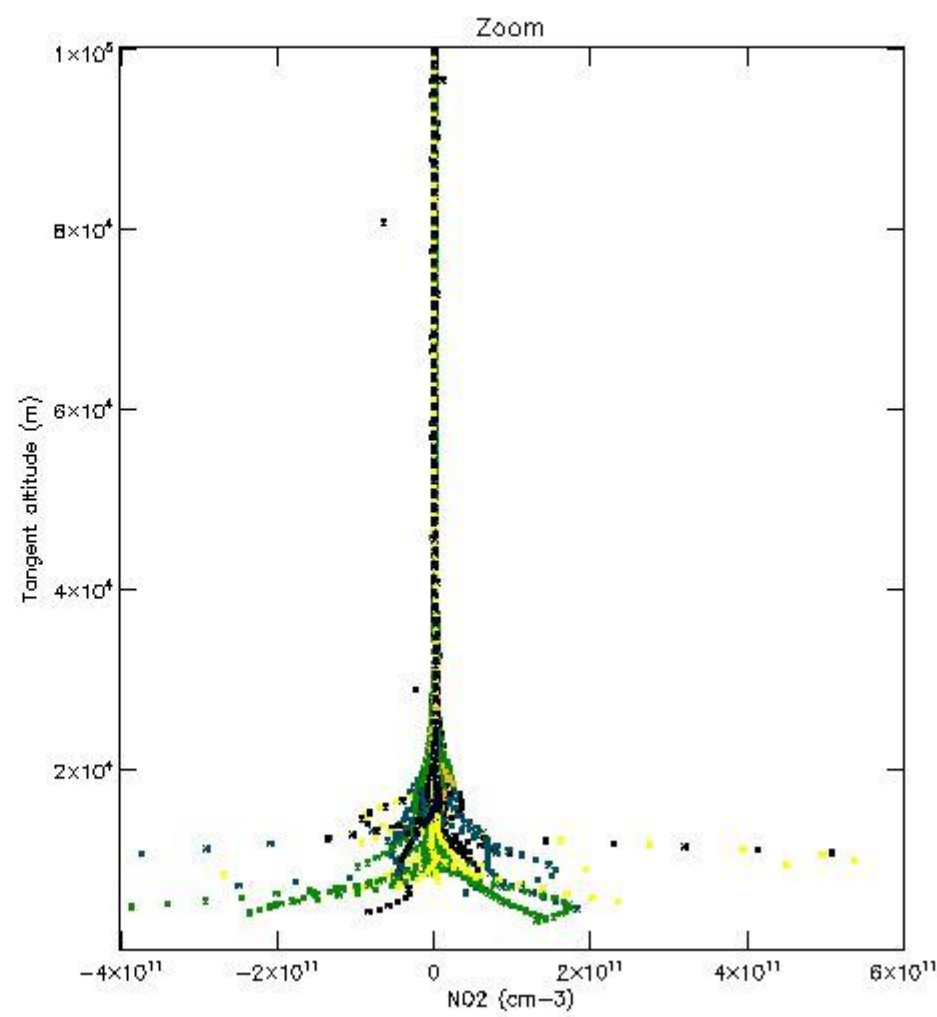
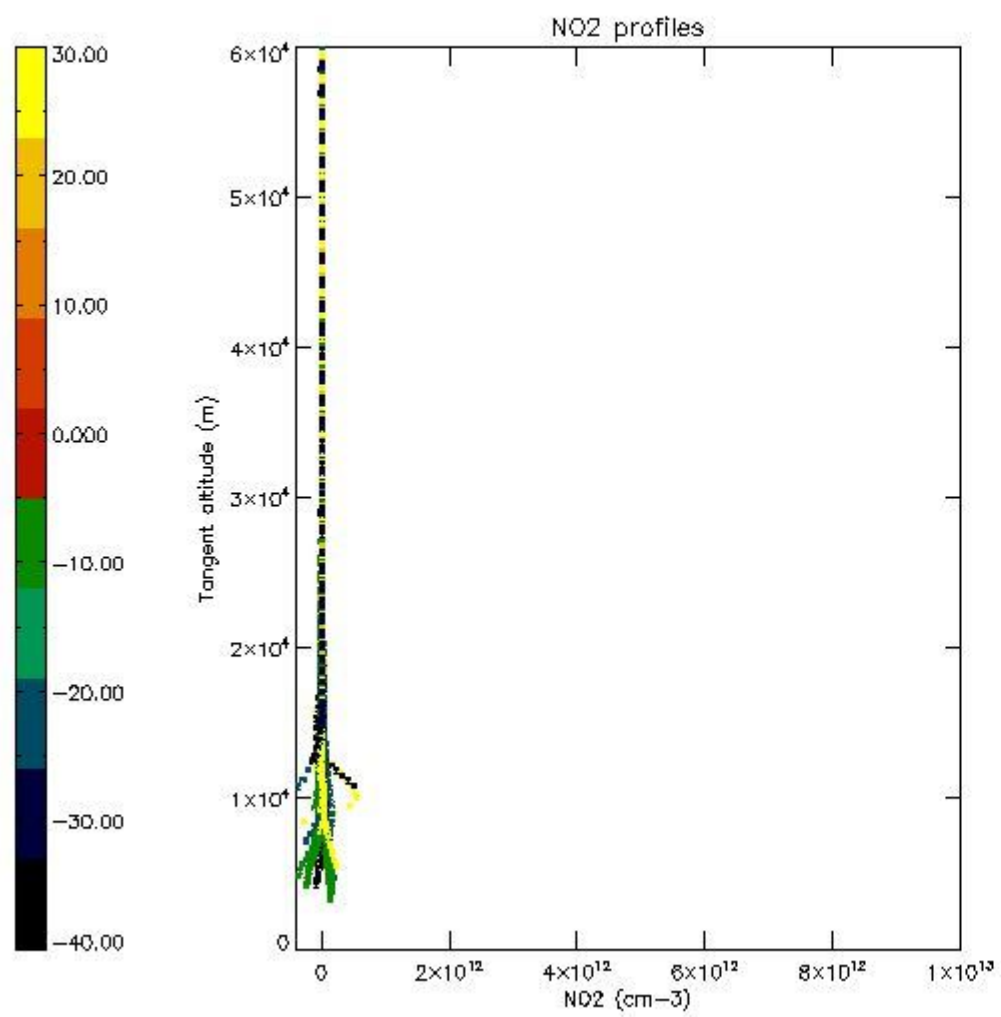
5.5 Plot ozone profiles where STD < 5% (dark without errors)

The colorbar represents the latitude.



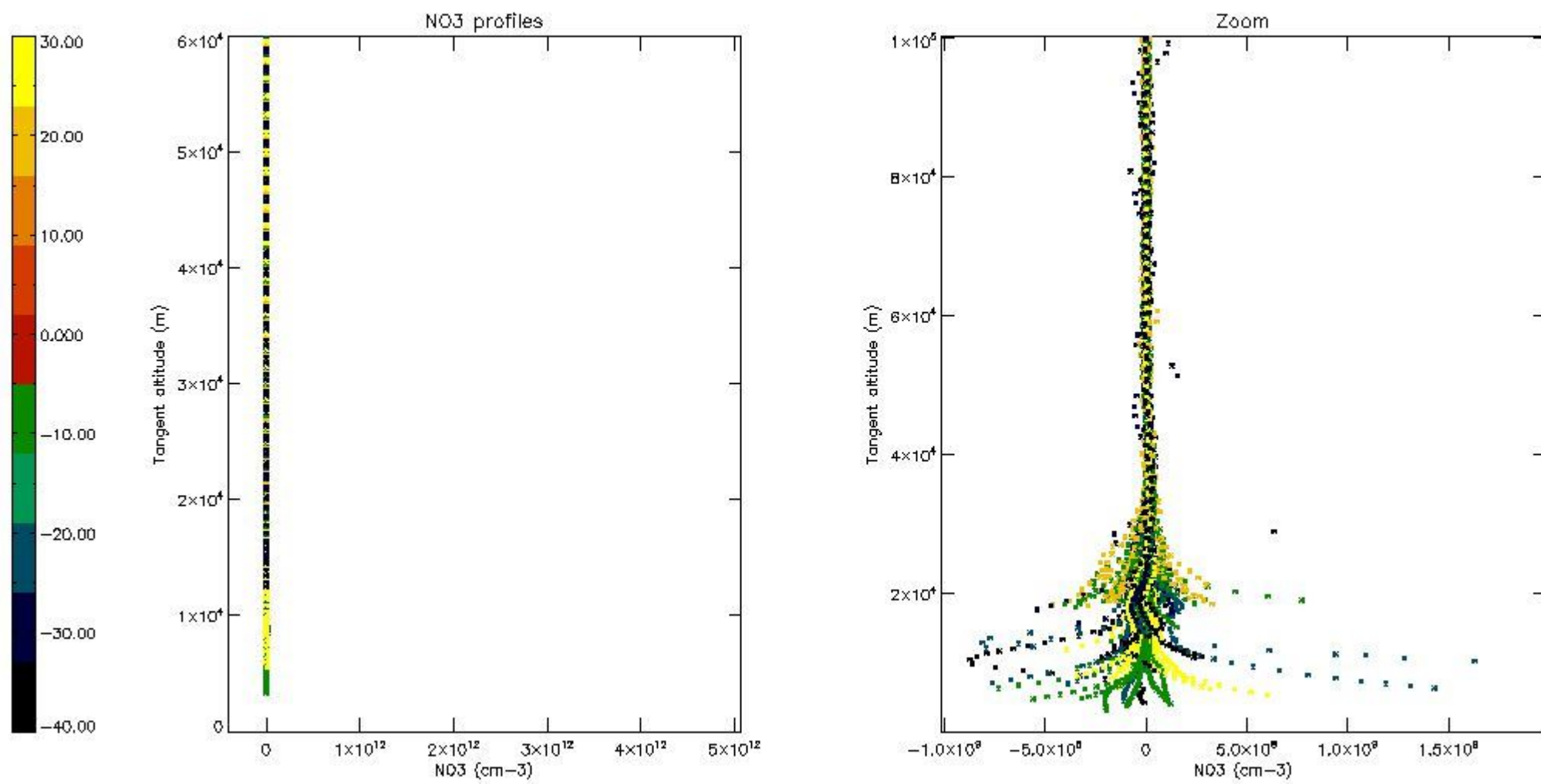
5.6 Plot NO₂ profiles for all STD (dark without errors)

The colorbar represents the latitude.



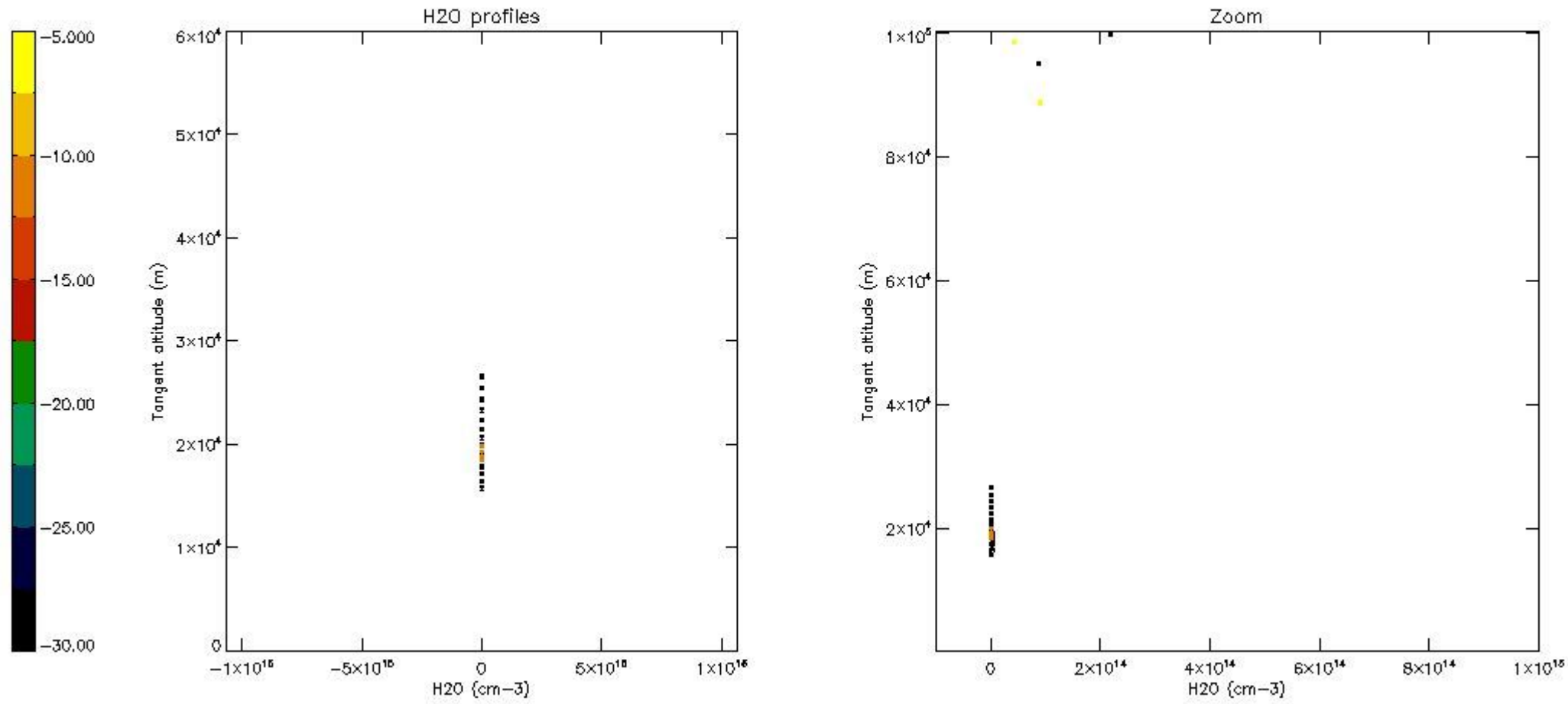
5.7 Plot NO3 profiles for all STD (dark without errors)

The colorbar represents the latitude.



5.8 Plot H2O profiles for all STD (only for occultations of stars 1,2,3,4,13,14,16,26,63 dark without errors)

The colorbar represents the latitude.



6. Auxiliary Data Files used for the production reported in section 2

The number reported in the third column indicates since which file (see list in section 2) the corresponding auxiliary file has been used. The fourth column is the date of those product files.

Type	Auxiliary Filename	Used since product	Used since product date
INST_PHYS_CHARACTERISTICS	GOM_INS_AXVIEC20091111_143220_20030716_120000_20500101_000000	1	05-OCT-2007 00:01:57
LEVEL-2_PROC_CONFIG	GOM_PR2_AXVIEC20091111_152718_20020301_000000_20500101_000000	1	05-OCT-2007 00:01:57
CROSS_SECTIONS_FILE	GOM_CRS_AXVIEC20091111_154832_20020301_000000_20500101_000000	1	05-OCT-2007 00:01:57

GOMOS Level 2 Daily Report

SUMMARY

[1. General Info](#)

[2. Summary of processed GOM_NL_2P products](#)

[3. Level 2 Quality information per product](#)

[3.1 Plot of level 2 quality information per product \(time dependant\)](#)

[3.2 Plot of level 2 quality information per product \(world map\)](#)

[4. Level 1 Quality information per product \(stored on level 2 products\)](#)

[4.1 Plot of level 1 quality information per product \(time dependant\)](#)

[4.1.1 Plot of level 1 quality information per product \(time dependant\): ASCENDING](#)

[4.1.2 Plot of level 1 quality information per product \(time dependant\): DESCENDING](#)

[4.2 Plot of level 1 quality information per product \(world map\)](#)

[4.2.1 Plot of level 1 quality information per product \(world map\): ASCENDING](#)

[4.2.2 Plot of level 1 quality information per product \(world map\): DESCENDING](#)

[5. Ozone profiles based on quality statistics and other trace gas profiles](#)

[5.1 Ozone statistics based on quality of products](#)

[5.2 Plot ozone profiles for all STD \(dark without errors\)](#)

[5.3 Plot ozone profiles where STD < 20% \(dark without errors\)](#)

[5.4. Plot ozone profiles where STD < 10% \(dark without errors\)](#)

[5.5. Plot ozone profiles where STD < 5% \(dark without errors\)](#)

[5.6 Plot NO2 profiles for all STD \(dark without errors\)](#)

[5.7 Plot NO3 profiles for all STD \(dark without errors\)](#)

[5.8 Plot H2O profiles \(only for occultations of stars 1,2,3,4,13,14,16,26,63 dark without errors\) for all STD](#)

[6. Auxiliary Data Files used for the production reported in section 2](#)

This report presents the daily analysis on parameters extracted from GOMOS level 2 data (GOM_NL__2P). It is intended to monitor some important parameters that will impact the quality of these products. A list of level 2 products (and content) that have arrived during the reporting day to the PCF is also given.

Item	Value
Time of report generation	23APR2013 06:50:59
Data source version	GOMOS/6.01
Start time of products	05-10-2007 (05OCT2007 00:00:00)
Stop time of products	06-10-2007 (06OCT2007 00:00:00)
Store outputs in DB	Yes
Nb of level 2 prods	258
Nb of prods with errors	0

2. Summary of processed GOM_NL__2P products.

Nr	Filename	UTC Start time	Limb	Duration	Star Id	Star Name	Star Mag	Star Temp	Nb Meas	Orbit	Prod. error
1	GOM_NL__2PRFIN20071005_000157_000000352062_00145_29257_0124.N1	05-OCT-2007 00:01:57	Bright	35.000	90	54Alp Peg	2.4870	11000.	70	29257	No
2	GOM_NL__2PRFIN20071005_000534_000000382062_00145_29257_0125.N1	05-OCT-2007 00:05:34	Bright	37.500	93	53Bet Peg	2.5200	3100.0	75	29257	No
3	GOM_NL__2PRFIN20071005_001446_000000372062_00145_29257_0126.N1	05-OCT-2007 00:14:46	Bright	37.000	74	11Bet Cas	2.2680	6600.0	74	29257	No
4	GOM_NL__2PRFIN20071005_002254_000000362062_00145_29257_0127.N1	05-OCT-2007 00:22:54	Bright	35.500	49	1Alp UMi	1.9900	6300.0	71	29257	No
5	GOM_NL__2PRFIN20071005_003057_000000372062_00145_29257_0128.N1	05-OCT-2007 00:30:57	Bright	36.500	36	50Alp UMa	1.8000	6300.0	73	29257	No
6	GOM_NL__2PRFIN20071005_003227_000000362062_00145_29257_0129.N1	05-OCT-2007 00:32:27	Bright	36.000	82	48Bet UMa	2.3650	10600.	72	29257	No
7	GOM_NL__2PRFIN20071005_004224_000000372062_00145_29257_0130.N1	05-OCT-2007 00:42:24	Bright	37.000	166	17Eps Leo	2.9800	6000.0	74	29257	No
8	GOM_NL__2PRFIN20071005_004529_000000352062_00145_29257_0131.N1	05-OCT-2007 00:45:29	Bright	35.000	22	32Alp Leo	1.3600	15200.	70	29257	No
9	GOM_NL__2PRFIN20071005_005209_000000462062_00145_29257_0132.N1	05-OCT-2007 00:52:09	Twilight	45.500	48	30Alp Hya	1.9770	4100.0	91	29257	No
10	GOM_NL__2PRFIN20071005_010149_000000442062_00145_29257_0133.N1	05-OCT-2007 01:01:49	Dark	43.500	65	Lam Vel	2.2040	4400.0	87	29257	No
11	GOM_NL__2PRFIN20071005_010317_000000452062_00145_29257_0134.N1	05-OCT-2007 01:03:17	Dark	44.500	70	Zet Pup	2.2460	39000.	89	29257	No
12	GOM_NL__2PRFIN20071005_010505_000000422062_00145_29257_0135.N1	05-OCT-2007 01:05:05	Dark	42.000	46	Del Vel	1.9540	10600.	84	29257	No
13	GOM_NL__2PRFIN20071005_010827_000000452062_00146_29258_0132.N1	05-OCT-2007 01:08:27	Dark	44.500	161	Tau Pup	2.9310	4500.0	89	29258	No
14	GOM_NL__2PRFIN20071005_010952_000000482062_00146_29258_0133.N1	05-OCT-2007 01:09:52	Dark	48.000	2	Alp Car	-0.73600	7000.0	96	29258	No
15	GOM_NL__2PRFIN20071005_011853_000000392062_00146_29258_0134.N1	05-OCT-2007 01:18:53	Dark	39.000	143	Alp Hyi	2.8570	7200.0	78	29258	No
16	GOM_NL__2PRFIN20071005_012021_000000432062_00146_29258_0135.N1	05-OCT-2007 01:20:21	Dark	42.500	9	Alp Eri	0.45300	24000.	85	29258	No
17	GOM_NL__2PRFIN20071005_012537_000000422062_00146_29258_0136.N1	05-OCT-2007 01:25:37	Straylight	42.000	84	Alp Phe	2.3970	4500.0	84	29258	No
18	GOM_NL__2PRFIN20071005_013226_000000462062_00146_29258_0137.N1	05-OCT-2007 01:32:26	Straylight	45.500	52	16Bet Cet	2.0370	4500.0	91	29258	No
19	GOM_NL__2PRFIN20071005_014233_000000372062_00146_29258_0138.N1	05-OCT-2007 01:42:33	Bright	36.500	90	54Alp Peg	2.4870	11000.	73	29258	No
20	GOM_NL__2PRFIN20071005_014610_000000362062_00146_29258_0139.N1	05-OCT-2007 01:46:10	Bright	35.500	93	53Bet Peg	2.5200	3100.0	71	29258	No
21	GOM_NL__2PRFIN20071005_015509_000000402062_00146_29258_0140.N1	05-OCT-2007 01:55:09	Bright	39.500	68	18Alp Cas	2.2250	4500.0	79	29258	No
22	GOM_NL__2PRFIN20071005_015635_000000402062_00146_29258_0141.N1	05-OCT-2007 01:56:35	Bright	40.000	76	27Gam Cas	2.3000	30000.	80	29258	No
23	GOM_NL__2PRFIN20071005_020330_000000352062_00146_29258_0142.N1	05-OCT-2007 02:03:30	Bright	35.000	49	1Alp UMi	1.9900	6300.0	70	29258	No
24	GOM_NL__2PRFIN20071005_021133_000000362062_00146_29258_0143.N1	05-OCT-2007 02:11:33	Bright	36.000	36	50Alp UMa	1.8000	6300.0	72	29258	No
25	GOM_NL__2PRFIN20071005_021303_000000382062_00146_29258_0144.N1	05-OCT-2007 02:13:03	Bright	38.000	82	48Bet UMa	2.3650	10600.	76	29258	No
26	GOM_NL__2PRFIN20071005_022300_000000362062_00146_29258_0145.N1	05-OCT-2007 02:23:00	Bright	36.000	166	17Eps Leo	2.9800	6000.0	72	29258	No
27	GOM_NL__2PRFIN20071005_022606_000000342062_00146_29258_0146.N1	05-OCT-2007 02:26:06	Bright	34.000	22	32Alp Leo	1.3600	15200.	68	29258	No
28	GOM_NL__2PRFIN20071005_023245_000000462062_00146_29258_0147.N1	05-OCT-2007 02:32:45	Twilight	45.500	48	30Alp Hya	1.9770	4100.0	91	29258	No
29	GOM_NL__2PRFIN20071005_024225_000000432062_00146_29258_0148.N1	05-OCT-2007 02:42:25	Dark	43.000	65	Lam Vel	2.2040	4400.0	86	29258	No
30	GOM_NL__2PRFIN20071005_024354_000000412062_00146_29258_0149.N1	05-OCT-2007 02:43:54	Dark	40.500	70	Zet Pup	2.2460	39000.	81	29258	No
31	GOM_NL__2PRFIN20071005_024541_000000382062_00146_29258_0150.N1	05-OCT-2007 02:45:41	Dark	38.000	46	Del Vel	1.9540	10600.	76	29258	No
32	GOM_NL__2PRFIN20071005_024904_000000432062_00147_29259_0136.N1	05-OCT-2007 02:49:04	Dark	43.000	161	Tau Pup	2.9310	4500.0	86	29259	No
33	GOM_NL__2PRFIN20071005_025028_000000512062_00147_29259_0137.N1	05-OCT-2007 02:50:28	Dark	50.500	2	Alp Car	-0.73600	7000.0	101	29259	No
34	GOM_NL__2PRFIN20071005_025929_000000392062_00147_29259_0138.N1	05-OCT-2007 02:59:29	Dark	39.000	143	Alp Hyi	2.8570	7200.0	78	29259	No
35	GOM_NL__2PRFIN20071005_030057_000000502062_00147_29259_0139.N1	05-OCT-2007 03:00:57	Dark	49.500	9	Alp Eri	0.45300	24000.	99	29259	No
36	GOM_NL__2PRFIN20071005_030613_000000432062_00147_29259_0140.N1	05-OCT-2007 03:06:13	Straylight	43.000	84	Alp Phe	2.3970	4500.0	86	29259	No
37	GOM_NL__2PRFIN20071005_031303_000000462062_00147_29259_0141.N1	05-OCT-2007 03:13:03	Straylight	46.000	52	16Bet Cet	2.0370	4500.0	92	29259	No
38	GOM_NL__2PRFIN20071005_032310_000000362062_00147_29259_0142.N1	05-OCT-2007 03:23:10	Bright	36.000	90	54Alp Peg	2.4870	11000.	72	29259	No
39	GOM_NL__2PRFIN20071005_032646_000000362062_00147_29259_0143.N1	05-OCT-2007 03:26:46	Bright	36.000	93	53Bet Peg	2.5200	3100.0	72	29259	No
40	GOM_NL__2PRFIN20071005_033545_000000402062_00147_29259_0144.N1	05-OCT-2007 03:35:45	Bright	39.500	68	18Alp Cas	2.2250	4500.0	79	29259	No
41	GOM_NL__2PRFIN20071005_033710_000000392062_00147_29259_0145.N1	05-OCT-2007 03:37:10	Bright	39.000	76	27Gam Cas	2.3000	30000.	78	29259	No
42	GOM_NL__2PRFIN20071005_034406_000000352062_00147_29259_0146.N1	05-OCT-2007 03:44:06	Bright	35.000	49	1Alp UMi	1.9900	6300.0	70	29259	No

43	GOM_NL__2PRFIN20071005_035209_000000372062_00147_29259_0147.N1	05-OCT-2007 03:52:09	Bright	36.500	36	50Alp UMa	1.8000	6300.0	73	29259	No
44	GOM_NL__2PRFIN20071005_035340_000000522062_00147_29259_0148.N1	05-OCT-2007 03:53:40	Bright	52.000	82	48Bet UMa	2.3650	10600.	104	29259	No
45	GOM_NL__2PRFIN20071005_040336_000000362062_00147_29259_0149.N1	05-OCT-2007 04:03:36	Bright	35.500	166	17Eps Leo	2.9800	6000.0	71	29259	No
46	GOM_NL__2PRFIN20071005_040642_000000342062_00147_29259_0150.N1	05-OCT-2007 04:06:42	Bright	33.500	22	32Alp Leo	1.3600	15200.	67	29259	No
47	GOM_NL__2PRFIN20071005_041321_000000482062_00147_29259_0151.N1	05-OCT-2007 04:13:21	Twilight	48.000	48	30Alp Hya	1.9770	4100.0	96	29259	No
48	GOM_NL__2PRFIN20071005_042301_000000532062_00147_29259_0152.N1	05-OCT-2007 04:23:01	Dark	52.500	65	Lam Vel	2.2040	4400.0	105	29259	No
49	GOM_NL__2PRFIN20071005_042431_000000432062_00147_29259_0153.N1	05-OCT-2007 04:24:31	Dark	43.000	70	Zet Pup	2.2460	39000.	86	29259	No
50	GOM_NL__2PRFIN20071005_042617_000000382062_00147_29259_0154.N1	05-OCT-2007 04:26:17	Dark	38.000	46	Del Vel	1.9540	10600.	76	29259	No
51	GOM_NL__2PRFIN20071005_042941_000000412062_00148_29260_0159.N1	05-OCT-2007 04:29:41	Dark	41.000	161	Tau Pup	2.9310	4500.0	82	29260	No
52	GOM_NL__2PRFIN20071005_043105_000000582062_00148_29260_0160.N1	05-OCT-2007 04:31:05	Dark	57.500	2	Alp Car	-0.73600	7000.0	115	29260	No
53	GOM_NL__2PRFIN20071005_044006_000000392062_00148_29260_0161.N1	05-OCT-2007 04:40:06	Dark	38.500	143	Alp Hyi	2.8570	7200.0	77	29260	No
54	GOM_NL__2PRFIN20071005_044133_000000492062_00148_29260_0162.N1	05-OCT-2007 04:41:33	Dark	49.000	9	Alp Eri	0.45300	24000.	98	29260	No
55	GOM_NL__2PRFIN20071005_044650_000000412062_00148_29260_0163.N1	05-OCT-2007 04:46:50	Straylight	41.000	84	Alp Phe	2.3970	4500.0	82	29260	No
56	GOM_NL__2PRFIN20071005_045339_000000462062_00148_29260_0164.N1	05-OCT-2007 04:53:39	Straylight	46.000	52	16Bet Cet	2.0370	4500.0	92	29260	No
57	GOM_NL__2PRFIN20071005_050346_000000352062_00148_29260_0165.N1	05-OCT-2007 05:03:46	Bright	34.500	90	54Alp Peg	2.4870	11000.	69	29260	No
58	GOM_NL__2PRFIN20071005_050722_000000352062_00148_29260_0166.N1	05-OCT-2007 05:07:22	Bright	34.500	93	53Bet Peg	2.5200	3100.0	69	29260	No
59	GOM_NL__2PRFIN20071005_051621_000000402062_00148_29260_0167.N1	05-OCT-2007 05:16:21	Bright	40.000	68	18Alp Cas	2.2250	4500.0	80	29260	No
60	GOM_NL__2PRFIN20071005_051746_000000402062_00148_29260_0168.N1	05-OCT-2007 05:17:46	Bright	40.000	76	27Gam Cas	2.3000	30000.	80	29260	No
61	GOM_NL__2PRFIN20071005_052442_000000362062_00148_29260_0169.N1	05-OCT-2007 05:24:42	Bright	35.500	49	1Alp UMi	1.9900	6300.0	71	29260	No
62	GOM_NL__2PRFIN20071005_053245_000000372062_00148_29260_0170.N1	05-OCT-2007 05:32:45	Bright	37.000	36	50Alp UMa	1.8000	6300.0	74	29260	No
63	GOM_NL__2PRFIN20071005_053416_000000372062_00148_29260_0171.N1	05-OCT-2007 05:34:16	Bright	36.500	82	48Bet UMa	2.3650	10600.	73	29260	No
64	GOM_NL__2PRFIN20071005_054412_000000362062_00148_29260_0172.N1	05-OCT-2007 05:44:12	Bright	35.500	166	17Eps Leo	2.9800	6000.0	71	29260	No
65	GOM_NL__2PRFIN20071005_054718_000000332062_00148_29260_0173.N1	05-OCT-2007 05:47:18	Bright	33.000	22	32Alp Leo	1.3600	15200.	66	29260	No
66	GOM_NL__2PRFIN20071005_055358_000000452062_00148_29260_0174.N1	05-OCT-2007 05:53:58	Twilight	45.000	48	30Alp Hya	1.9770	4100.0	90	29260	No
67	GOM_NL__2PRFIN20071005_060338_000000452062_00148_29260_0175.N1	05-OCT-2007 06:03:38	Dark	45.000	65	Lam Vel	2.2040	4400.0	90	29260	No
68	GOM_NL__2PRFIN20071005_060654_000000392062_00148_29260_0176.N1	05-OCT-2007 06:06:54	Dark	39.000	46	Del Vel	1.9540	10600.	78	29260	No
69	GOM_NL__2PRFIN20071005_060829_000000512062_00149_29261_0171.N1	05-OCT-2007 06:08:29	Dark	51.000	41	Eps Car	1.8600	4100.0	102	29261	No
70	GOM_NL__2PRFIN20071005_061018_000000432062_00149_29261_0172.N1	05-OCT-2007 06:10:18	Dark	43.000	161	Tau Pup	2.9310	4500.0	86	29261	No
71	GOM_NL__2PRFIN20071005_061142_000000592062_00149_29261_0173.N1	05-OCT-2007 06:11:42	Dark	59.000	2	Alp Car	-0.73600	7000.0	118	29261	No
72	GOM_NL__2PRFIN20071005_062042_000000382062_00149_29261_0174.N1	05-OCT-2007 06:20:42	Dark	38.000	143	Alp Hyi	2.8570	7200.0	76	29261	No
73	GOM_NL__2PRFIN20071005_062210_000000472062_00149_29261_0175.N1	05-OCT-2007 06:22:10	Dark	46.500	9	Alp Eri	0.45300	24000.	93	29261	No
74	GOM_NL__2PRFIN20071005_062726_000000432062_00149_29261_0176.N1	05-OCT-2007 06:27:26	Straylight	43.000	84	Alp Phe	2.3970	4500.0	86	29261	No
75	GOM_NL__2PRFIN20071005_063415_000000492062_00149_29261_0177.N1	05-OCT-2007 06:34:15	Straylight	49.000	52	16Bet Cet	2.0370	4500.0	98	29261	No
76	GOM_NL__2PRFIN20071005_064422_000000362062_00149_29261_0178.N1	05-OCT-2007 06:44:22	Bright	35.500	90	54Alp Peg	2.4870	11000.	71	29261	No
77	GOM_NL__2PRFIN20071005_064758_000000392062_00149_29261_0179.N1	05-OCT-2007 06:47:58	Bright	38.500	93	53Bet Peg	2.5200	3100.0	77	29261	No
78	GOM_NL__2PRFIN20071005_065656_000000412062_00149_29261_0180.N1	05-OCT-2007 06:56:56	Bright	40.500	68	18Alp Cas	2.2250	4500.0	81	29261	No
79	GOM_NL__2PRFIN20071005_065822_000000392062_00149_29261_0181.N1	05-OCT-2007 06:58:22	Bright	39.000	76	27Gam Cas	2.3000	30000.	78	29261	No
80	GOM_NL__2PRFIN20071005_070518_000000372062_00149_29261_0182.N1	05-OCT-2007 07:05:18	Bright	36.500	49	1Alp UMi	1.9900	6300.0	73	29261	No
81	GOM_NL__2PRFIN20071005_071321_000000342062_00149_29261_0183.N1	05-OCT-2007 07:13:21	Bright	34.000	36	50Alp UMa	1.8000	6300.0	68	29261	No
82	GOM_NL__2PRFIN20071005_071452_000000352062_00149_29261_0184.N1	05-OCT-2007 07:14:52	Bright	34.500	82	48Bet UMa	2.3650	10600.	69	29261	No
83	GOM_NL__2PRFIN20071005_072448_000000372062_00149_29261_0185.N1	05-OCT-2007 07:24:48	Bright	36.500	166	17Eps Leo	2.9800	6000.0	73	29261	No
84	GOM_NL__2PRFIN20071005_072754_000000322062_00149_29261_0186.N1	05-OCT-2007 07:27:54	Bright	32.000	22	32Alp Leo	1.3600	15200.	64	29261	No
85	GOM_NL__2PRFIN20071005_073434_000000452062_00149_29261_0187.N1	05-OCT-2007 07:34:34	Twilight	45.000	48	30Alp Hya	1.9770	4100.0	90	29261	No
86	GOM_NL__2PRFIN20071005_074414_000000422062_00149_29261_0188.N1	05-OCT-2007 07:44:14	Dark	42.000	65	Lam Vel	2.2040	4400.0	84	29261	No
87	GOM_NL__2PRFIN20071005_074730_000000382062_00149_29261_0189.N1	05-OCT-2007 07:47:30	Dark	38.000	46	Del Vel	1.9540	10600.	76	29261	No
88	GOM_NL__2PRFIN20071005_074905_000000442062_00150_29262_0202.N1	05-OCT-2007 07:49:05	Dark	43.500	41	Eps Car	1.8600	4100.0	87	29262	No
89	GOM_NL__2PRFIN20071005_075054_000000422062_00150_29262_0203.N1	05-OCT-2007 07:50:54	Dark	42.000	161	Tau Pup	2.9310	4500.0	84	29262	No
90	GOM_NL__2PRFIN20071005_075219_000000572062_00150_29262_0204.N1	05-OCT-2007 07:52:19	Dark	57.000	2	Alp Car	-0.73600	7000.0	114	29262	No
91	GOM_NL__2PRFIN20071005_080118_000000382062_00150_29262_0205.N1	05-OCT-2007 08:01:18	Dark	38.000	143	Alp Hyi	2.8570	7200.0	76	29262	No
92	GOM_NL__2PRFIN20071005_080246_000000512062_00150_29262_0206.N1	05-OCT-2007 08:02:46	Dark	51.000	9	Alp Eri	0.45300	24000.	102	29262	No
93	GOM_NL__2PRFIN20071005_080802_000000482062_00150_29262_0207.N1	05-OCT-2007 08:08:02	Straylight	47.500	84	Alp Phe	2.3970	4500.0	95	29262	No
94	GOM_NL__2PRFIN20071005_081451_000000472062_00150_29262_0208.N1	05-OCT-2007 08:14:51	Straylight	47.000	52	16Bet Cet	2.0370	4500.0	94	29262	No
95	GOM_NL__2PRFIN20071005_082458_000000352062_00150_29262_0209.N1	05-OCT-2007 08:24:58	Bright	34.500	90	54Alp Peg	2.4870	11000.	69	29262	No
96	GOM_NL__2PRFIN20071005_082834_000000362062_00150_29262_0210.N1	05-OCT-2007 08:28:34	Bright	36.000	93	53Bet Peg	2.5200	3100.0	72	29262	No
97	GOM_NL__2PRFIN20071005_083732_000000402062_00150_29262_0211.N1	05-OCT-2007 08:37:32	Bright	40.000	68	18Alp Cas	2.2250	4500.0	80	29262	No
98	GOM_NL__2PRFIN20071005_083857_000000392062_00150_29262_0212.N1	05-OCT-2007 08:38:57	Bright	38.500	76	27Gam Cas	2.3000	30000.	77	29262	No
99	GOM_NL__2PRFIN20071005_084554_000000332062_00150_29262_0213.N1	05-OCT-2007 08:45:54	Bright	33.000	49	1Alp UMi	1.9900	6300.0	66	29262	No
100	GOM_NL__2PRFIN20071005_085357_000000352062_00150_29262_0214.N1	05-OCT-2007 08:53:57	Bright	35.000	36	50Alp UMa	1.8000	6300.0	70	29262	No
101	GOM_NL__2PRFIN20071005_085528_000000352062_00150_29262_0215.N1	05-OCT-2007 08:55:28	Bright	34.500	82	48Bet UMa	2.3650	10600.	69	29262	No

102	GOM_NL__2PRFIN20071005_090525_000000352062_00150_29262_0216.N1	05-OCT-2007 09:05:25	Bright	35.000	166	17Eps Leo	2.9800	6000.0	70	29262	No
103	GOM_NL__2PRFIN20071005_090830_000000332062_00150_29262_0217.N1	05-OCT-2007 09:08:30	Bright	33.000	22	32Alp Leo	1.3600	15200.	66	29262	No
104	GOM_NL__2PRFIN20071005_091511_000000472062_00150_29262_0218.N1	05-OCT-2007 09:15:11	Twilight	46.500	48	30Alp Hya	1.9770	4100.0	93	29262	No
105	GOM_NL__2PRFIN20071005_092451_000000432062_00150_29262_0219.N1	05-OCT-2007 09:24:51	Dark	43.000	65	Lam Vel	2.2040	4400.0	86	29262	No
106	GOM_NL__2PRFIN20071005_092806_000000382062_00150_29262_0220.N1	05-OCT-2007 09:28:06	Dark	37.500	46	Del Vel	1.9540	10600.	75	29262	No
107	GOM_NL__2PRFIN20071005_092942_000000472062_00151_29263_0219.N1	05-OCT-2007 09:29:42	Dark	46.500	41	Eps Car	1.8600	4100.0	93	29263	No
108	GOM_NL__2PRFIN20071005_093131_000000432062_00151_29263_0220.N1	05-OCT-2007 09:31:31	Dark	42.500	161	Tau Pup	2.9310	4500.0	85	29263	No
109	GOM_NL__2PRFIN20071005_093255_000000592062_00151_29263_0221.N1	05-OCT-2007 09:32:55	Dark	59.000	2	Alp Car	-0.73600	7000.0	118	29263	No
110	GOM_NL__2PRFIN20071005_094155_000000382062_00151_29263_0222.N1	05-OCT-2007 09:41:55	Dark	37.500	143	Alp Hyi	2.8570	7200.0	75	29263	No
111	GOM_NL__2PRFIN20071005_094322_000000442062_00151_29263_0223.N1	05-OCT-2007 09:43:22	Dark	43.500	9	Alp Eri	0.45300	24000.	87	29263	No
112	GOM_NL__2PRFIN20071005_094838_000000412062_00151_29263_0224.N1	05-OCT-2007 09:48:38	Straylight	40.500	84	Alp Phe	2.3970	4500.0	81	29263	No
113	GOM_NL__2PRFIN20071005_095527_000000472062_00151_29263_0225.N1	05-OCT-2007 09:55:27	Straylight	47.000	52	16Bet Cet	2.0370	4500.0	94	29263	No
114	GOM_NL__2PRFIN20071005_100534_000000362062_00151_29263_0226.N1	05-OCT-2007 10:05:34	Bright	35.500	90	54Alp Peg	2.4870	11000.	71	29263	No
115	GOM_NL__2PRFIN20071005_100910_000000392062_00151_29263_0227.N1	05-OCT-2007 10:09:10	Bright	38.500	93	53Bet Peg	2.5200	3100.0	77	29263	No
116	GOM_NL__2PRFIN20071005_101807_000000412062_00151_29263_0228.N1	05-OCT-2007 10:18:07	Bright	40.500	68	18Alp Cas	2.2250	4500.0	81	29263	No
117	GOM_NL__2PRFIN20071005_101933_000000382062_00151_29263_0229.N1	05-OCT-2007 10:19:33	Bright	38.000	76	27Gam Cas	2.3000	30000.	76	29263	No
118	GOM_NL__2PRFIN20071005_102629_000000362062_00151_29263_0230.N1	05-OCT-2007 10:26:29	Bright	35.500	49	1Alp UMi	1.9900	6300.0	71	29263	No
119	GOM_NL__2PRFIN20071005_103433_000000372062_00151_29263_0231.N1	05-OCT-2007 10:34:33	Bright	36.500	36	50Alp UMa	1.8000	6300.0	73	29263	No
120	GOM_NL__2PRFIN20071005_103604_000000372062_00151_29263_0232.N1	05-OCT-2007 10:36:04	Bright	36.500	82	48Bet UMa	2.3650	10600.	73	29263	No
121	GOM_NL__2PRFIN20071005_104601_000000362062_00151_29263_0233.N1	05-OCT-2007 10:46:01	Bright	35.500	166	17Eps Leo	2.9800	6000.0	71	29263	No
122	GOM_NL__2PRFIN20071005_104906_000000342062_00151_29263_0234.N1	05-OCT-2007 10:49:06	Bright	34.000	22	32Alp Leo	1.3600	15200.	68	29263	No
123	GOM_NL__2PRFIN20071005_105547_000000502062_00151_29263_0235.N1	05-OCT-2007 10:55:47	Twilight	49.500	48	30Alp Hya	1.9770	4100.0	99	29263	No
124	GOM_NL__2PRFIN20071005_110527_000000442062_00151_29263_0236.N1	05-OCT-2007 11:05:27	Dark	44.000	65	Lam Vel	2.2040	4400.0	88	29263	No
125	GOM_NL__2PRFIN20071005_110843_000000382062_00151_29263_0237.N1	05-OCT-2007 11:08:43	Dark	37.500	46	Del Vel	1.9540	10600.	75	29263	No
126	GOM_NL__2PRFIN20071005_111018_000000482062_00152_29264_0236.N1	05-OCT-2007 11:10:18	Dark	48.000	41	Eps Car	1.8600	4100.0	96	29264	No
127	GOM_NL__2PRFIN20071005_111208_000000412062_00152_29264_0237.N1	05-OCT-2007 11:12:08	Dark	41.000	161	Tau Pup	2.9310	4500.0	82	29264	No
128	GOM_NL__2PRFIN20071005_111332_000000552062_00152_29264_0238.N1	05-OCT-2007 11:13:32	Dark	55.000	2	Alp Car	-0.73600	7000.0	110	29264	No
129	GOM_NL__2PRFIN20071005_112231_000000412062_00152_29264_0239.N1	05-OCT-2007 11:22:31	Dark	41.000	143	Alp Hyi	2.8570	7200.0	82	29264	No
130	GOM_NL__2PRFIN20071005_112359_000000432062_00152_29264_0240.N1	05-OCT-2007 11:23:59	Dark	43.000	9	Alp Eri	0.45300	24000.	86	29264	No
131	GOM_NL__2PRFIN20071005_112914_000000442062_00152_29264_0241.N1	05-OCT-2007 11:29:14	Straylight	43.500	84	Alp Phe	2.3970	4500.0	87	29264	No
132	GOM_NL__2PRFIN20071005_113603_000000482062_00152_29264_0242.N1	05-OCT-2007 11:36:03	Straylight	48.000	52	16Bet Cet	2.0370	4500.0	96	29264	No
133	GOM_NL__2PRFIN20071005_114610_000000362062_00152_29264_0243.N1	05-OCT-2007 11:46:10	Bright	36.000	90	54Alp Peg	2.4870	11000.	72	29264	No
134	GOM_NL__2PRFIN20071005_114946_000000382062_00152_29264_0244.N1	05-OCT-2007 11:49:46	Bright	37.500	93	53Bet Peg	2.5200	3100.0	75	29264	No
135	GOM_NL__2PRFIN20071005_115843_000000392062_00152_29264_0245.N1	05-OCT-2007 11:58:43	Bright	39.000	68	18Alp Cas	2.2250	4500.0	78	29264	No
136	GOM_NL__2PRFIN20071005_120008_000000402062_00152_29264_0246.N1	05-OCT-2007 12:00:08	Bright	39.500	76	27Gam Cas	2.3000	30000.	79	29264	No
137	GOM_NL__2PRFIN20071005_120705_000000372062_00152_29264_0247.N1	05-OCT-2007 12:07:05	Bright	36.500	49	1Alp UMi	1.9900	6300.0	73	29264	No
138	GOM_NL__2PRFIN20071005_121509_000000362062_00152_29264_0248.N1	05-OCT-2007 12:15:09	Bright	36.000	36	50Alp UMa	1.8000	6300.0	72	29264	No
139	GOM_NL__2PRFIN20071005_121640_000000352062_00152_29264_0249.N1	05-OCT-2007 12:16:40	Bright	34.500	82	48Bet UMa	2.3650	10600.	69	29264	No
140	GOM_NL__2PRFIN20071005_122637_000000362062_00152_29264_0250.N1	05-OCT-2007 12:26:37	Bright	35.500	166	17Eps Leo	2.9800	6000.0	71	29264	No
141	GOM_NL__2PRFIN20071005_122943_000000342062_00152_29264_0251.N1	05-OCT-2007 12:29:43	Bright	33.500	22	32Alp Leo	1.3600	15200.	67	29264	No
142	GOM_NL__2PRFIN20071005_123623_000000462062_00152_29264_0252.N1	05-OCT-2007 12:36:23	Twilight	45.500	48	30Alp Hya	1.9770	4100.0	91	29264	No
143	GOM_NL__2PRFIN20071005_124603_000000462062_00152_29264_0253.N1	05-OCT-2007 12:46:03	Dark	46.000	65	Lam Vel	2.2040	4400.0	92	29264	No
144	GOM_NL__2PRFIN20071005_124919_000000382062_00152_29264_0254.N1	05-OCT-2007 12:49:19	Dark	38.000	46	Del Vel	1.9540	10600.	76	29264	No
145	GOM_NL__2PRFIN20071005_125054_000000392062_00153_29265_0252.N1	05-OCT-2007 12:50:54	Dark	39.000	41	Eps Car	1.8600	4100.0	78	29265	No
146	GOM_NL__2PRFIN20071005_125244_000000522062_00153_29265_0253.N1	05-OCT-2007 12:52:44	Dark	51.500	161	Tau Pup	2.9310	4500.0	103	29265	No
147	GOM_NL__2PRFIN20071005_125409_000000512062_00153_29265_0254.N1	05-OCT-2007 12:54:09	Dark	51.000	2	Alp Car	-0.73600	7000.0	102	29265	No
148	GOM_NL__2PRFIN20071005_130307_000000392062_00153_29265_0255.N1	05-OCT-2007 13:03:07	Dark	38.500	143	Alp Hyi	2.8570	7200.0	77	29265	No
149	GOM_NL__2PRFIN20071005_130435_000000442062_00153_29265_0256.N1	05-OCT-2007 13:04:35	Dark	44.000	9	Alp Eri	0.45300	24000.	88	29265	No
150	GOM_NL__2PRFIN20071005_130950_000000442062_00153_29265_0257.N1	05-OCT-2007 13:09:50	Straylight	44.000	84	Alp Phe	2.3970	4500.0	88	29265	No
151	GOM_NL__2PRFIN20071005_131639_000000472062_00153_29265_0258.N1	05-OCT-2007 13:16:39	Straylight	46.500	52	16Bet Cet	2.0370	4500.0	93	29265	No
152	GOM_NL__2PRFIN20071005_132646_000000352062_00153_29265_0259.N1	05-OCT-2007 13:26:46	Bright	35.000	90	54Alp Peg	2.4870	11000.	70	29265	No
153	GOM_NL__2PRFIN20071005_133022_000000382062_00153_29265_0260.N1	05-OCT-2007 13:30:22	Bright	37.500	93	53Bet Peg	2.5200	3100.0	75	29265	No
154	GOM_NL__2PRFIN20071005_133919_000000412062_00153_29265_0261.N1	05-OCT-2007 13:39:19	Bright	40.500	68	18Alp Cas	2.2250	4500.0	81	29265	No
155	GOM_NL__2PRFIN20071005_134044_000000372062_00153_29265_0262.N1	05-OCT-2007 13:40:44	Bright	37.000	76	27Gam Cas	2.3000	30000.	74	29265	No
156	GOM_NL__2PRFIN20071005_134741_000000362062_00153_29265_0263.N1	05-OCT-2007 13:47:41	Bright	35.500	49	1Alp UMi	1.9900	6300.0	71	29265	No
157	GOM_NL__2PRFIN20071005_135545_000000362062_00153_29265_0264.N1	05-OCT-2007 13:55:45	Bright	36.000	36	50Alp UMa	1.8000	6300.0	72	29265	No
158	GOM_NL__2PRFIN20071005_135716_000000342062_00153_29265_0265.N1	05-OCT-2007 13:57:16	Bright	34.000	82	48Bet UMa	2.3650	10600.	68	29265	No
159	GOM_NL__2PRFIN20071005_140713_000000362062_00153_29265_0266.N1	05-OCT-2007 14:07:13	Bright	35.500	166	17Eps Leo	2.9800	6000.0	71	29265	No
160	GOM_NL__2PRFIN20071005_141019_000000532062_00153_29265_0267.N1	05-OCT-2007 14:10:19	Bright	53.000	22	32Alp Leo	1.3600	15200.	106	29265	No

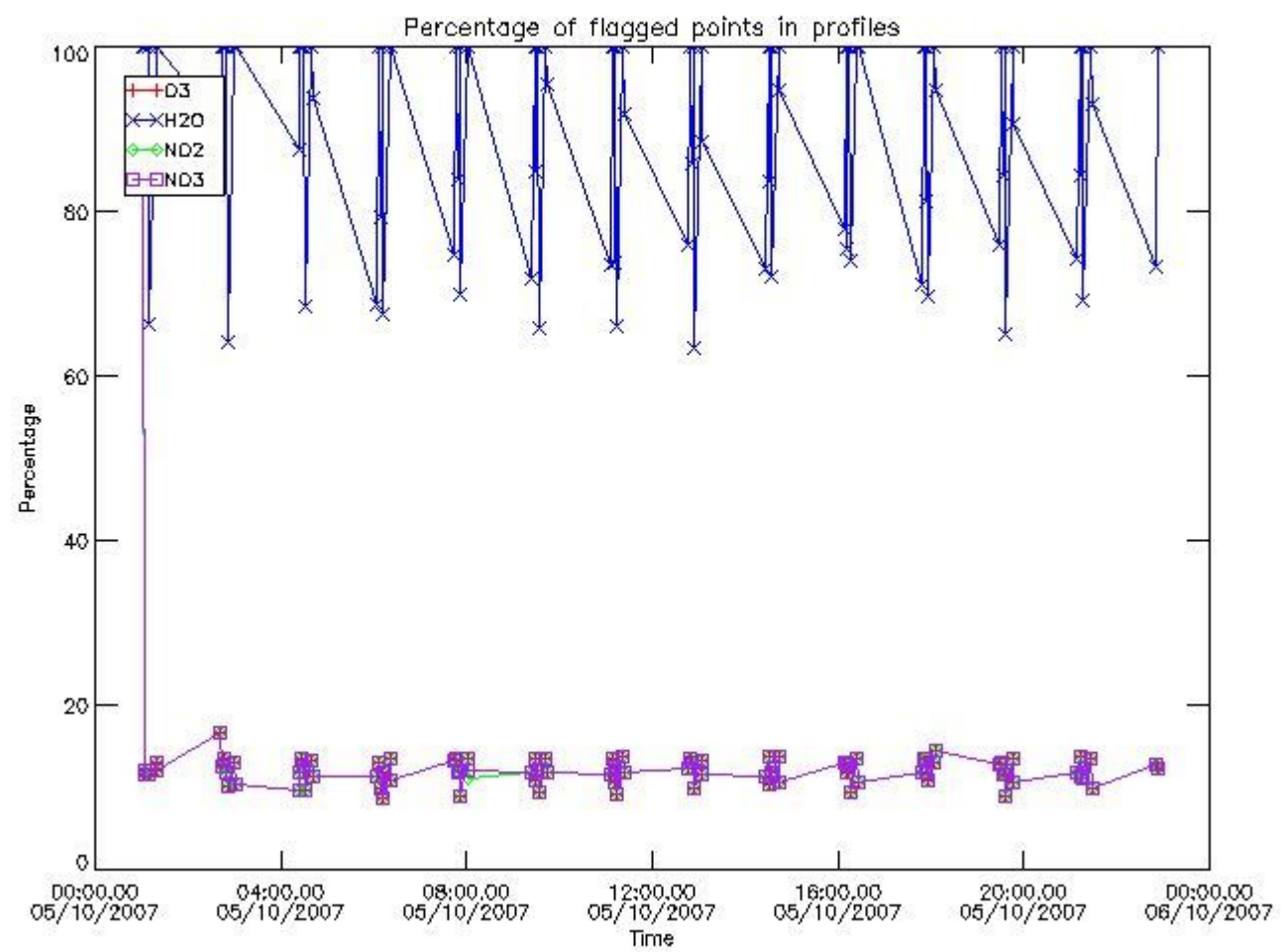
161	GOM_NL__2PRFIN20071005_141700_000000532062_00153_29265_0268.N1	05-OCT-2007 14:17:00	Twilight	52.500	48	30Alp Hya	1.9770	4100.0	105	29265	No
162	GOM_NL__2PRFIN20071005_142640_000000452062_00153_29265_0269.N1	05-OCT-2007 14:26:40	Dark	45.000	65	Lam Vel	2.2040	4400.0	90	29265	No
163	GOM_NL__2PRFIN20071005_142955_000000372062_00153_29265_0270.N1	05-OCT-2007 14:29:55	Dark	37.000	46	Del Vel	1.9540	10600.	74	29265	No
164	GOM_NL__2PRFIN20071005_143131_000000492062_00154_29266_0265.N1	05-OCT-2007 14:31:31	Dark	49.000	41	Eps Car	1.8600	4100.0	98	29266	No
165	GOM_NL__2PRFIN20071005_143321_000000432062_00154_29266_0266.N1	05-OCT-2007 14:33:21	Dark	43.000	161	Tau Pup	2.9310	4500.0	86	29266	No
166	GOM_NL__2PRFIN20071005_143445_000000452062_00154_29266_0267.N1	05-OCT-2007 14:34:45	Dark	45.000	2	Alp Car	-0.73600	7000.0	90	29266	No
167	GOM_NL__2PRFIN20071005_144343_000000372062_00154_29266_0268.N1	05-OCT-2007 14:43:43	Dark	37.000	143	Alp Hyi	2.8570	7200.0	74	29266	No
168	GOM_NL__2PRFIN20071005_144511_000000482062_00154_29266_0269.N1	05-OCT-2007 14:45:11	Dark	48.000	9	Alp Eri	0.45300	24000.	96	29266	No
169	GOM_NL__2PRFIN20071005_145027_000000452062_00154_29266_0270.N1	05-OCT-2007 14:50:27	Straylight	44.500	84	Alp Phe	2.3970	4500.0	89	29266	No
170	GOM_NL__2PRFIN20071005_145715_000000492062_00154_29266_0271.N1	05-OCT-2007 14:57:15	Straylight	48.500	52	16Bet Cet	2.0370	4500.0	97	29266	No
171	GOM_NL__2PRFIN20071005_150722_000000372062_00154_29266_0272.N1	05-OCT-2007 15:07:22	Bright	36.500	90	54Alp Peg	2.4870	11000.	73	29266	No
172	GOM_NL__2PRFIN20071005_151058_000000362062_00154_29266_0273.N1	05-OCT-2007 15:10:58	Bright	36.000	93	53Bet Peg	2.5200	3100.0	72	29266	No
173	GOM_NL__2PRFIN20071005_151954_000000402062_00154_29266_0274.N1	05-OCT-2007 15:19:54	Bright	39.500	68	18Alp Cas	2.2250	4500.0	79	29266	No
174	GOM_NL__2PRFIN20071005_152120_000000402062_00154_29266_0275.N1	05-OCT-2007 15:21:20	Bright	39.500	76	27Gam Cas	2.3000	30000.	79	29266	No
175	GOM_NL__2PRFIN20071005_152817_000000362062_00154_29266_0276.N1	05-OCT-2007 15:28:17	Bright	36.000	49	1Alp UMi	1.9900	6300.0	72	29266	No
176	GOM_NL__2PRFIN20071005_153621_000000372062_00154_29266_0277.N1	05-OCT-2007 15:36:21	Bright	36.500	36	50Alp UMa	1.8000	6300.0	73	29266	No
177	GOM_NL__2PRFIN20071005_153752_000000522062_00154_29266_0278.N1	05-OCT-2007 15:37:52	Bright	52.000	82	48Bet UMa	2.3650	10600.	104	29266	No
178	GOM_NL__2PRFIN20071005_154749_000000482062_00154_29266_0279.N1	05-OCT-2007 15:47:49	Bright	48.000	166	17Eps Leo	2.9800	6000.0	96	29266	No
179	GOM_NL__2PRFIN20071005_155055_000000412062_00154_29266_0280.N1	05-OCT-2007 15:50:55	Bright	41.000	22	32Alp Leo	1.3600	15200.	82	29266	No
180	GOM_NL__2PRFIN20071005_155736_000000492062_00154_29266_0281.N1	05-OCT-2007 15:57:36	Twilight	49.000	48	30Alp Hya	1.9770	4100.0	98	29266	No
181	GOM_NL__2PRFIN20071005_160716_000000392062_00154_29266_0282.N1	05-OCT-2007 16:07:16	Dark	39.000	65	Lam Vel	2.2040	4400.0	78	29266	No
182	GOM_NL__2PRFIN20071005_161032_000000402062_00154_29266_0283.N1	05-OCT-2007 16:10:32	Dark	39.500	46	Del Vel	1.9540	10600.	79	29266	No
183	GOM_NL__2PRFIN20071005_161207_000000432062_00155_29267_0279.N1	05-OCT-2007 16:12:07	Dark	43.000	41	Eps Car	1.8600	4100.0	86	29267	No
184	GOM_NL__2PRFIN20071005_161358_000000442062_00155_29267_0280.N1	05-OCT-2007 16:13:58	Dark	43.500	161	Tau Pup	2.9310	4500.0	87	29267	No
185	GOM_NL__2PRFIN20071005_161522_000000602062_00155_29267_0281.N1	05-OCT-2007 16:15:22	Dark	60.000	2	Alp Car	-0.73600	7000.0	120	29267	No
186	GOM_NL__2PRFIN20071005_162420_000000382062_00155_29267_0282.N1	05-OCT-2007 16:24:20	Dark	38.000	143	Alp Hyi	2.8570	7200.0	76	29267	No
187	GOM_NL__2PRFIN20071005_162547_000000482062_00155_29267_0283.N1	05-OCT-2007 16:25:47	Dark	48.000	9	Alp Eri	0.45300	24000.	96	29267	No
188	GOM_NL__2PRFIN20071005_163103_000000452062_00155_29267_0284.N1	05-OCT-2007 16:31:03	Straylight	45.000	84	Alp Phe	2.3970	4500.0	90	29267	No
189	GOM_NL__2PRFIN20071005_163751_000000452062_00155_29267_0285.N1	05-OCT-2007 16:37:51	Straylight	45.000	52	16Bet Cet	2.0370	4500.0	90	29267	No
190	GOM_NL__2PRFIN20071005_164758_000000362062_00155_29267_0286.N1	05-OCT-2007 16:47:58	Bright	35.500	90	54Alp Peg	2.4870	11000.	71	29267	No
191	GOM_NL__2PRFIN20071005_165134_000000362062_00155_29267_0287.N1	05-OCT-2007 16:51:34	Bright	36.000	93	53Bet Peg	2.5200	3100.0	72	29267	No
192	GOM_NL__2PRFIN20071005_170030_000000402062_00155_29267_0288.N1	05-OCT-2007 17:00:30	Bright	40.000	68	18Alp Cas	2.2250	4500.0	80	29267	No
193	GOM_NL__2PRFIN20071005_170155_000000402062_00155_29267_0289.N1	05-OCT-2007 17:01:55	Bright	39.500	76	27Gam Cas	2.3000	30000.	79	29267	No
194	GOM_NL__2PRFIN20071005_170853_000000382062_00155_29267_0290.N1	05-OCT-2007 17:08:53	Bright	37.500	49	1Alp UMi	1.9900	6300.0	75	29267	No
195	GOM_NL__2PRFIN20071005_171657_000000382062_00155_29267_0291.N1	05-OCT-2007 17:16:57	Bright	37.500	36	50Alp UMa	1.8000	6300.0	75	29267	No
196	GOM_NL__2PRFIN20071005_171828_000000522062_00155_29267_0292.N1	05-OCT-2007 17:18:28	Bright	52.000	82	48Bet UMa	2.3650	10600.	104	29267	No
197	GOM_NL__2PRFIN20071005_172825_000000552062_00155_29267_0293.N1	05-OCT-2007 17:28:25	Bright	55.000	166	17Eps Leo	2.9800	6000.0	110	29267	No
198	GOM_NL__2PRFIN20071005_173131_000000392062_00155_29267_0294.N1	05-OCT-2007 17:31:31	Bright	38.500	22	32Alp Leo	1.3600	15200.	77	29267	No
199	GOM_NL__2PRFIN20071005_173813_000000482062_00155_29267_0295.N1	05-OCT-2007 17:38:13	Twilight	48.000	48	30Alp Hya	1.9770	4100.0	96	29267	No
200	GOM_NL__2PRFIN20071005_174752_000000472062_00155_29267_0296.N1	05-OCT-2007 17:47:52	Dark	47.000	65	Lam Vel	2.2040	4400.0	94	29267	No
201	GOM_NL__2PRFIN20071005_175108_000000382062_00155_29267_0297.N1	05-OCT-2007 17:51:08	Dark	38.000	46	Del Vel	1.9540	10600.	76	29267	No
202	GOM_NL__2PRFIN20071005_175243_000000382062_00156_29268_0293.N1	05-OCT-2007 17:52:43	Dark	37.500	41	Eps Car	1.8600	4100.0	75	29268	No
203	GOM_NL__2PRFIN20071005_175435_000000432062_00156_29268_0294.N1	05-OCT-2007 17:54:35	Dark	43.000	161	Tau Pup	2.9310	4500.0	86	29268	No
204	GOM_NL__2PRFIN20071005_175559_000000472062_00156_29268_0295.N1	05-OCT-2007 17:55:59	Dark	46.500	2	Alp Car	-0.73600	7000.0	93	29268	No
205	GOM_NL__2PRFIN20071005_180456_000000392062_00156_29268_0296.N1	05-OCT-2007 18:04:56	Dark	39.000	143	Alp Hyi	2.8570	7200.0	78	29268	No
206	GOM_NL__2PRFIN20071005_180624_000000392062_00156_29268_0297.N1	05-OCT-2007 18:06:24	Dark	38.500	9	Alp Eri	0.45300	24000.	77	29268	No
207	GOM_NL__2PRFIN20071005_181139_000000432062_00156_29268_0298.N1	05-OCT-2007 18:11:39	Straylight	42.500	84	Alp Phe	2.3970	4500.0	85	29268	No
208	GOM_NL__2PRFIN20071005_181827_000000472062_00156_29268_0299.N1	05-OCT-2007 18:18:27	Straylight	46.500	52	16Bet Cet	2.0370	4500.0	93	29268	No
209	GOM_NL__2PRFIN20071005_182834_000000362062_00156_29268_0300.N1	05-OCT-2007 18:28:34	Bright	36.000	90	54Alp Peg	2.4870	11000.	72	29268	No
210	GOM_NL__2PRFIN20071005_183210_000000382062_00156_29268_0301.N1	05-OCT-2007 18:32:10	Bright	37.500	93	53Bet Peg	2.5200	3100.0	75	29268	No
211	GOM_NL__2PRFIN20071005_184106_000000402062_00156_29268_0302.N1	05-OCT-2007 18:41:06	Bright	39.500	68	18Alp Cas	2.2250	4500.0	79	29268	No
212	GOM_NL__2PRFIN20071005_184231_000000402062_00156_29268_0303.N1	05-OCT-2007 18:42:31	Bright	39.500	76	27Gam Cas	2.3000	30000.	79	29268	No
213	GOM_NL__2PRFIN20071005_184929_000000372062_00156_29268_0304.N1	05-OCT-2007 18:49:29	Bright	36.500	49	1Alp UMi	1.9900	6300.0	73	29268	No
214	GOM_NL__2PRFIN20071005_185733_000000372062_00156_29268_0305.N1	05-OCT-2007 18:57:33	Bright	36.500	36	50Alp UMa	1.8000	6300.0	73	29268	No
215	GOM_NL__2PRFIN20071005_185904_000000522062_00156_29268_0306.N1	05-OCT-2007 18:59:04	Bright	52.000	82	48Bet UMa	2.3650	10600.	104	29268	No
216	GOM_NL__2PRFIN20071005_190901_000000372062_00156_29268_0307.N1	05-OCT-2007 19:09:01	Bright	37.000	166	17Eps Leo	2.9800	6000.0	74	29268	No
217	GOM_NL__2PRFIN20071005_191207_000000342062_00156_29268_0308.N1	05-OCT-2007 19:12:07	Bright	34.000	22	32Alp Leo	1.3600	15200.	68	29268	No
218	GOM_NL__2PRFIN20071005_191849_000000472062_00156_29268_0309.N1	05-OCT-2007 19:18:49	Twilight	47.000	48	30Alp Hya	1.9770	4100.0	94	29268	No
219	GOM_NL__2PRFIN20071005_192829_000000402062_00156_29268_0310.N1	05-OCT-2007 19:28:29	Dark	40.000	65	Lam Vel	2.2040	4400.0	80	29268	No

220	GOM_NL__2PRFIN20071005_193144_000000402062_00156_29268_0311.N1	05-OCT-2007 19:31:44	Dark	39.500	46	Del Vel	1.9540	10600.	79	29268	No
221	GOM_NL__2PRFIN20071005_193320_000000482062_00157_29269_0308.N1	05-OCT-2007 19:33:20	Dark	48.000	41	Eps Car	1.8600	4100.0	96	29269	No
222	GOM_NL__2PRFIN20071005_193511_000000442062_00157_29269_0309.N1	05-OCT-2007 19:35:11	Dark	44.000	161	Tau Pup	2.9310	4500.0	88	29269	No
223	GOM_NL__2PRFIN20071005_193636_000000582062_00157_29269_0310.N1	05-OCT-2007 19:36:36	Dark	57.500	2	Alp Car	-0.73600	7000.0	115	29269	No
224	GOM_NL__2PRFIN20071005_194532_000000382062_00157_29269_0311.N1	05-OCT-2007 19:45:32	Dark	37.500	143	Alp Hyi	2.8570	7200.0	75	29269	No
225	GOM_NL__2PRFIN20071005_194700_000000482062_00157_29269_0312.N1	05-OCT-2007 19:47:00	Dark	47.500	9	Alp Eri	0.45300	24000.	95	29269	No
226	GOM_NL__2PRFIN20071005_195215_000000422062_00157_29269_0313.N1	05-OCT-2007 19:52:15	Straylight	42.000	84	Alp Phe	2.3970	4500.0	84	29269	No
227	GOM_NL__2PRFIN20071005_195903_000000442062_00157_29269_0314.N1	05-OCT-2007 19:59:03	Straylight	44.000	52	16Bet Cet	2.0370	4500.0	88	29269	No
228	GOM_NL__2PRFIN20071005_200910_000000352062_00157_29269_0315.N1	05-OCT-2007 20:09:10	Bright	35.000	90	54Alp Peg	2.4870	11000.	70	29269	No
229	GOM_NL__2PRFIN20071005_201246_000000362062_00157_29269_0316.N1	05-OCT-2007 20:12:46	Bright	35.500	93	53Bet Peg	2.5200	3100.0	71	29269	No
230	GOM_NL__2PRFIN20071005_202141_000000412062_00157_29269_0317.N1	05-OCT-2007 20:21:41	Bright	40.500	68	18Alp Cas	2.2250	4500.0	81	29269	No
231	GOM_NL__2PRFIN20071005_202306_000000392062_00157_29269_0318.N1	05-OCT-2007 20:23:06	Bright	38.500	76	27Gam Cas	2.3000	30000.	77	29269	No
232	GOM_NL__2PRFIN20071005_203005_000000382062_00157_29269_0319.N1	05-OCT-2007 20:30:05	Bright	37.500	49	1Alp UMi	1.9900	6300.0	75	29269	No
233	GOM_NL__2PRFIN20071005_203809_000000372062_00157_29269_0320.N1	05-OCT-2007 20:38:09	Bright	36.500	36	50Alp UMa	1.8000	6300.0	73	29269	No
234	GOM_NL__2PRFIN20071005_203940_000000352062_00157_29269_0321.N1	05-OCT-2007 20:39:40	Bright	34.500	82	48Bet UMa	2.3650	10600.	69	29269	No
235	GOM_NL__2PRFIN20071005_204937_000000462062_00157_29269_0322.N1	05-OCT-2007 20:49:37	Bright	45.500	166	17Eps Leo	2.9800	6000.0	91	29269	No
236	GOM_NL__2PRFIN20071005_205244_000000342062_00157_29269_0323.N1	05-OCT-2007 20:52:44	Bright	34.000	22	32Alp Leo	1.3600	15200.	68	29269	No
237	GOM_NL__2PRFIN20071005_205925_000000512062_00157_29269_0324.N1	05-OCT-2007 20:59:25	Twilight	50.500	48	30Alp Hya	1.9770	4100.0	101	29269	No
238	GOM_NL__2PRFIN20071005_210905_000000432062_00157_29269_0325.N1	05-OCT-2007 21:09:05	Dark	43.000	65	Lam Vel	2.2040	4400.0	86	29269	No
239	GOM_NL__2PRFIN20071005_211221_000000412062_00157_29269_0326.N1	05-OCT-2007 21:12:21	Dark	41.000	46	Del Vel	1.9540	10600.	82	29269	No
240	GOM_NL__2PRFIN20071005_211356_000000452062_00158_29270_0328.N1	05-OCT-2007 21:13:56	Dark	45.000	41	Eps Car	1.8600	4100.0	90	29270	No
241	GOM_NL__2PRFIN20071005_211548_000000442062_00158_29270_0329.N1	05-OCT-2007 21:15:48	Dark	43.500	161	Tau Pup	2.9310	4500.0	87	29270	No
242	GOM_NL__2PRFIN20071005_211712_000000462062_00158_29270_0330.N1	05-OCT-2007 21:17:12	Dark	46.000	2	Alp Car	-0.73600	7000.0	92	29270	No
243	GOM_NL__2PRFIN20071005_212609_000000382062_00158_29270_0331.N1	05-OCT-2007 21:26:09	Dark	38.000	143	Alp Hyi	2.8570	7200.0	76	29270	No
244	GOM_NL__2PRFIN20071005_212736_000000512062_00158_29270_0332.N1	05-OCT-2007 21:27:36	Dark	51.000	9	Alp Eri	0.45300	24000.	102	29270	No
245	GOM_NL__2PRFIN20071005_213251_000000432062_00158_29270_0333.N1	05-OCT-2007 21:32:51	Straylight	43.000	84	Alp Phe	2.3970	4500.0	86	29270	No
246	GOM_NL__2PRFIN20071005_213939_000000432062_00158_29270_0334.N1	05-OCT-2007 21:39:39	Straylight	43.000	52	16Bet Cet	2.0370	4500.0	86	29270	No
247	GOM_NL__2PRFIN20071005_214946_000000362062_00158_29270_0335.N1	05-OCT-2007 21:49:46	Bright	36.000	90	54Alp Peg	2.4870	11000.	72	29270	No
248	GOM_NL__2PRFIN20071005_215322_000000372062_00158_29270_0336.N1	05-OCT-2007 21:53:22	Bright	37.000	93	53Bet Peg	2.5200	3100.0	74	29270	No
249	GOM_NL__2PRFIN20071005_220217_000000372062_00158_29270_0337.N1	05-OCT-2007 22:02:17	Bright	36.500	68	18Alp Cas	2.2250	4500.0	73	29270	No
250	GOM_NL__2PRFIN20071005_220342_000000402062_00158_29270_0338.N1	05-OCT-2007 22:03:42	Bright	40.000	76	27Gam Cas	2.3000	30000.	80	29270	No
251	GOM_NL__2PRFIN20071005_221041_000000362062_00158_29270_0339.N1	05-OCT-2007 22:10:41	Bright	36.000	49	1Alp UMi	1.9900	6300.0	72	29270	No
252	GOM_NL__2PRFIN20071005_221845_000000372062_00158_29270_0340.N1	05-OCT-2007 22:18:45	Bright	36.500	36	50Alp UMa	1.8000	6300.0	73	29270	No
253	GOM_NL__2PRFIN20071005_222016_000000522062_00158_29270_0341.N1	05-OCT-2007 22:20:16	Bright	52.000	82	48Bet UMa	2.3650	10600.	104	29270	No
254	GOM_NL__2PRFIN20071005_223014_000000362062_00158_29270_0342.N1	05-OCT-2007 22:30:14	Bright	36.000	166	17Eps Leo	2.9800	6000.0	72	29270	No
255	GOM_NL__2PRFIN20071005_223320_000000362062_00158_29270_0343.N1	05-OCT-2007 22:33:20	Bright	35.500	22	32Alp Leo	1.3600	15200.	71	29270	No
256	GOM_NL__2PRFIN20071005_224002_000000482062_00158_29270_0344.N1	05-OCT-2007 22:40:02	Twilight	48.000	48	30Alp Hya	1.9770	4100.0	96	29270	No
257	GOM_NL__2PRFIN20071005_224941_000000442062_00158_29270_0345.N1	05-OCT-2007 22:49:41	Dark	43.500	65	Lam Vel	2.2040	4400.0	87	29270	No
258	GOM_NL__2PRFIN20071005_225257_000000422062_00158_29270_0346.N1	05-OCT-2007 22:52:57	Dark	41.500	46	Del Vel	1.9540	10600.	83	29270	No

3. Quality information per product

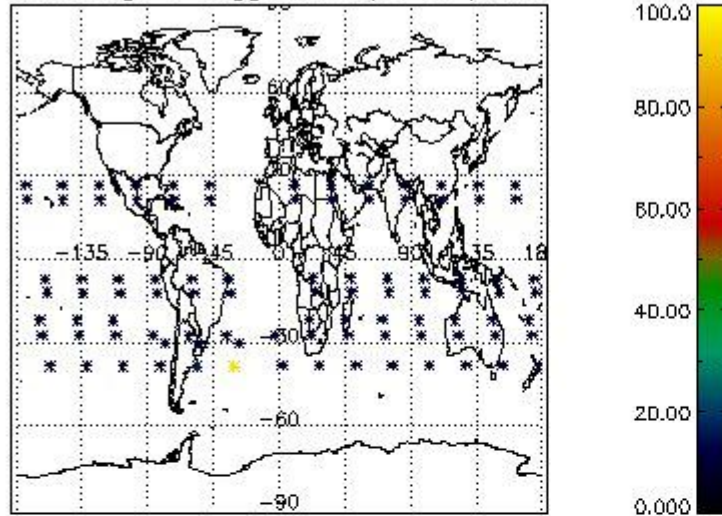
In this section it is plotted some information contained in the Quality Summary data set of the level 2 products. Only products in dark limb conditions and without errors (error flag in the MPH set to "0") are used.

3.1 Plot quality information per product (time dependant)

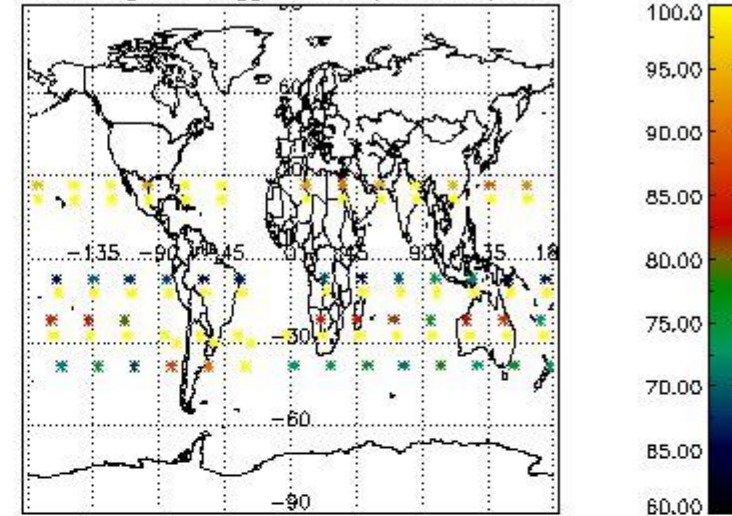


3.2 Plot quality information per product (world map)

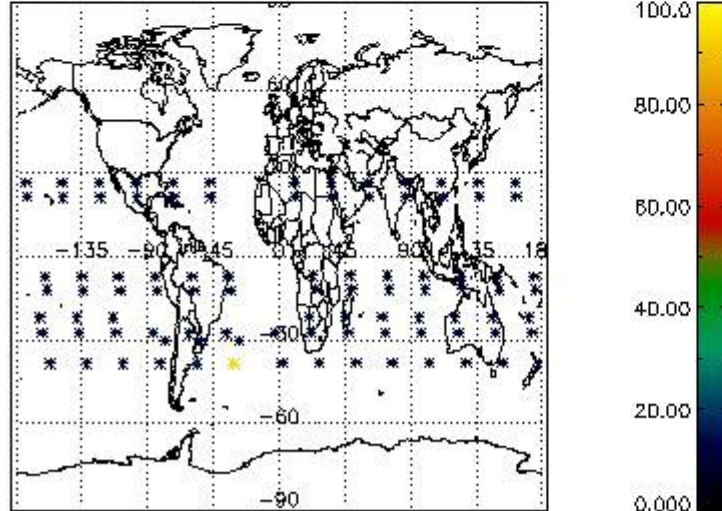
Percentage of flagged data per O3 profile



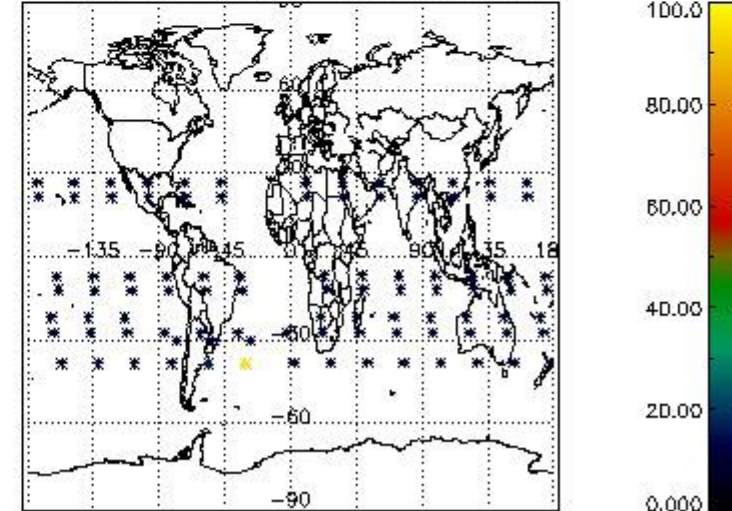
Percentage of flagged data per H2O profile



Percentage of flagged data per NO2 profile



Percentage of flagged data per NO3 profile

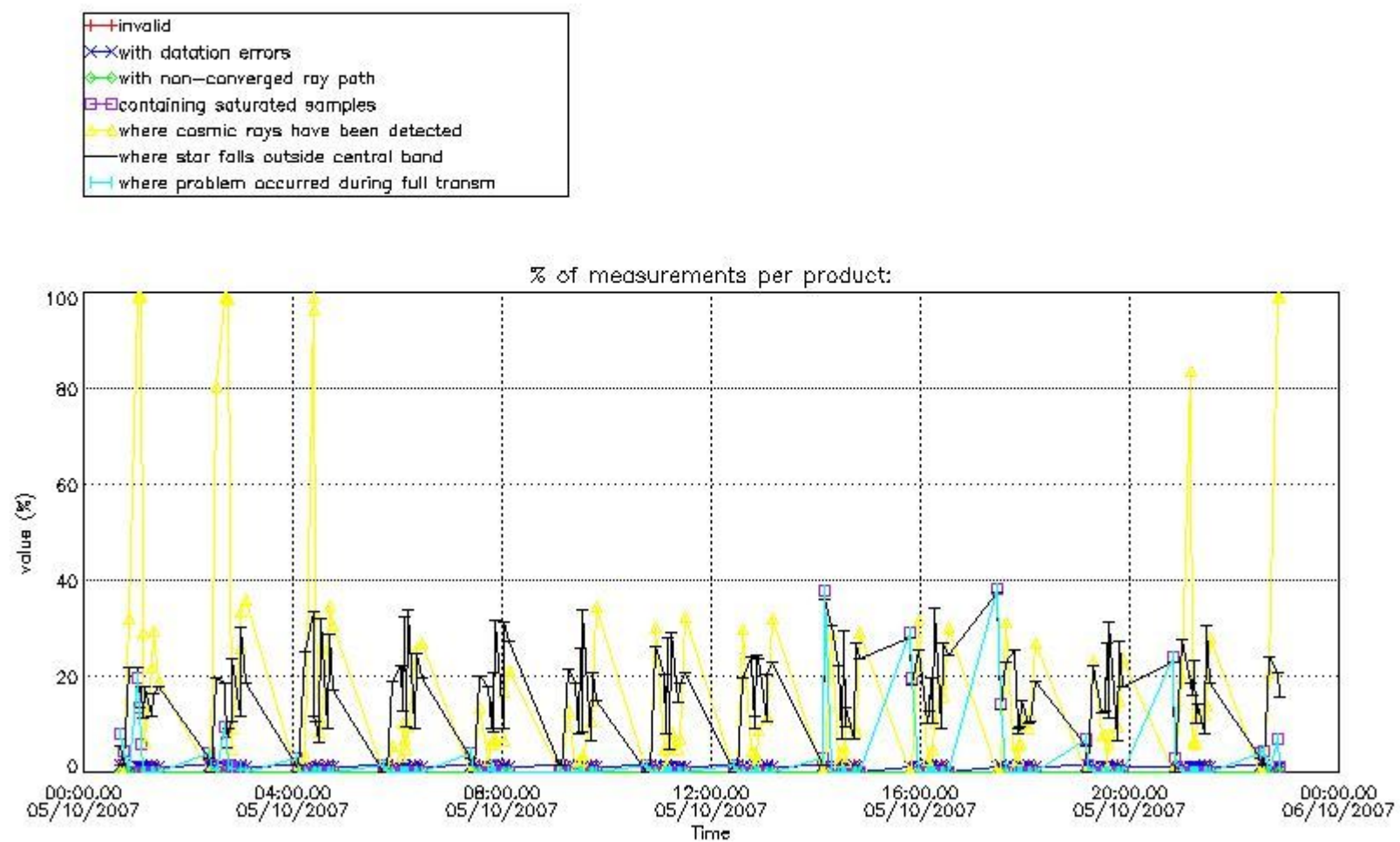


4. Level 1 quality information per product

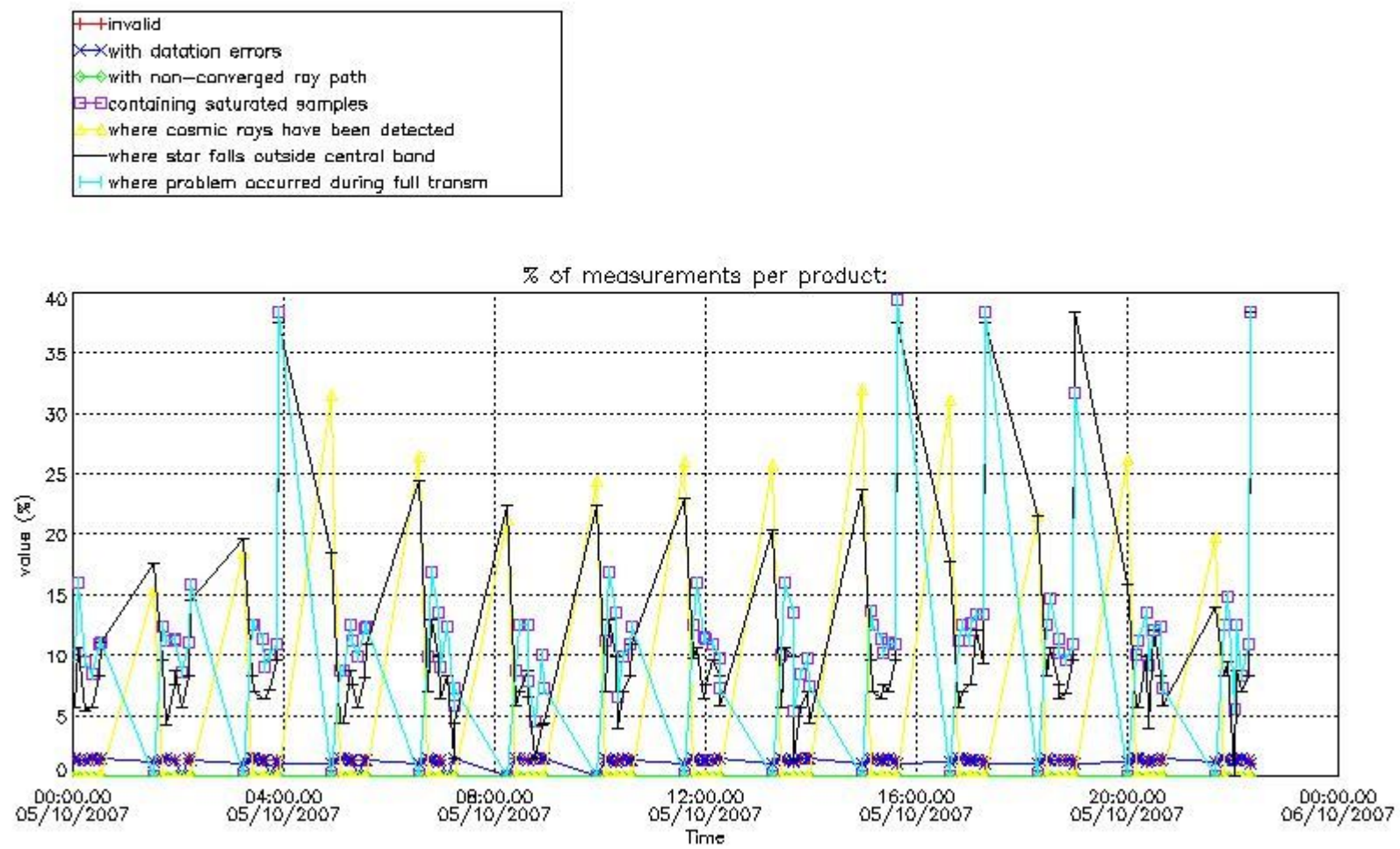
In this section it is plotted some information contained in the Quality Summary data set of the level 2 products that comes from the level 1b processing. Products without errors (error flag in the MPH set to "0") are used.

4.1 Plot quality information per product (time dependant) coming from level 1b processing

4.1.1 Plot level 1 quality information per product (time dependant): ENVISAT ASCENDING passes



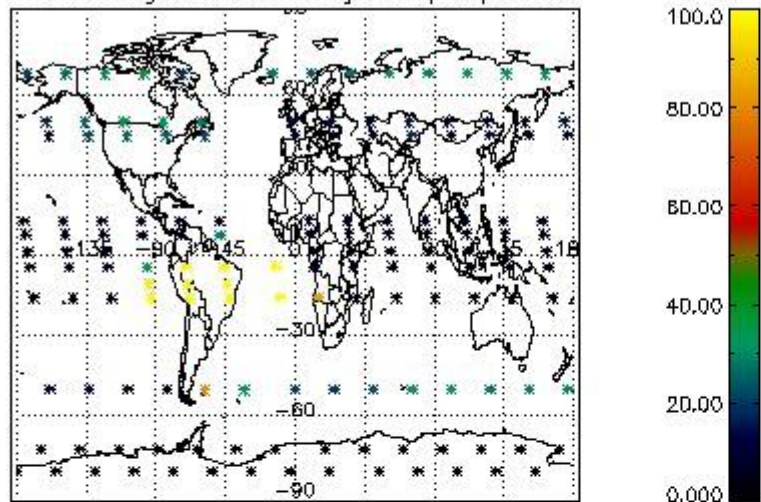
4.1.2 Plot level 1 quality information per product (time dependant): ENVI SAT DESCENDING passes



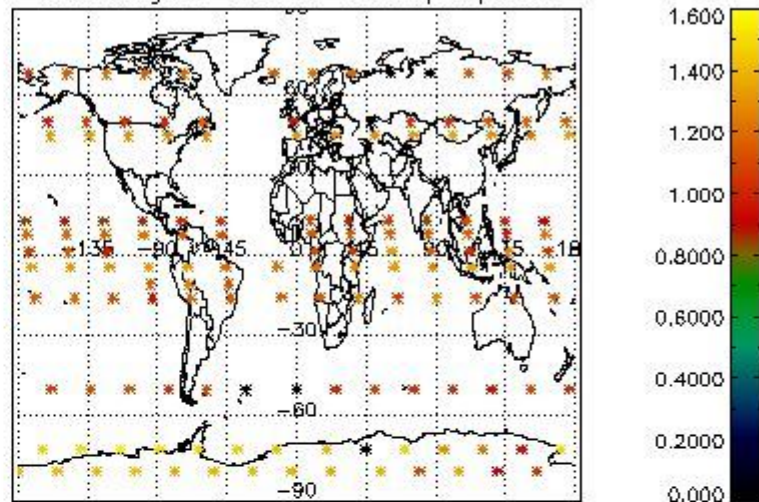
4.2 Plot quality information per product coming from level 1b processing (world map)

4.2.1 Plot level 1 quality information per product (world map): ENVI SAT ASCENDING passes

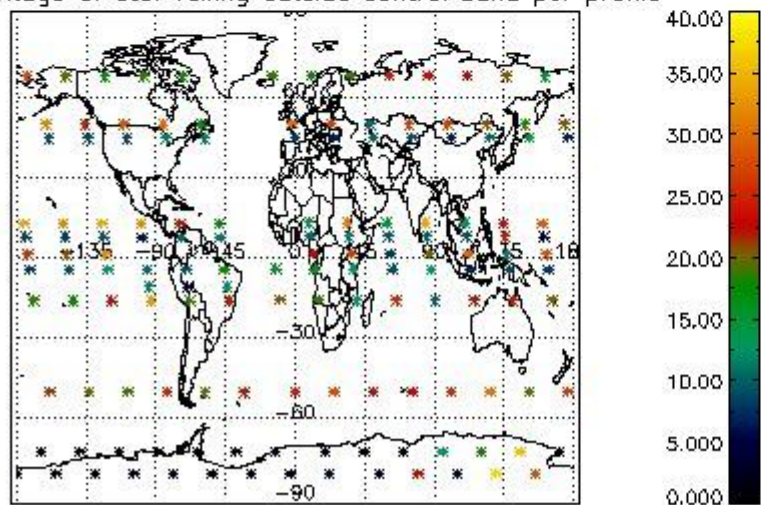
Percentage of cosmic ray hits per profile



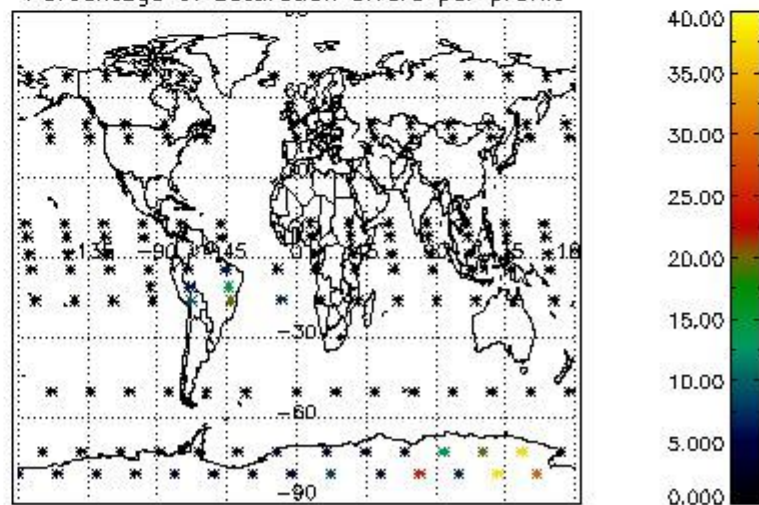
Percentage of datation errors per profile



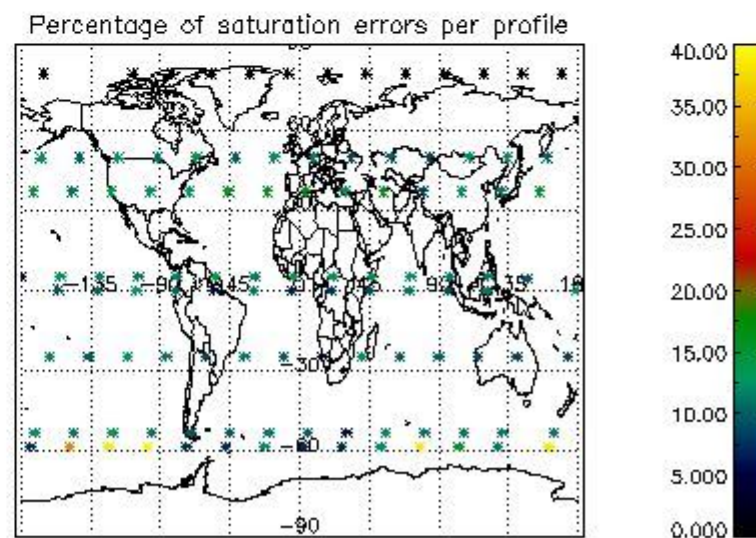
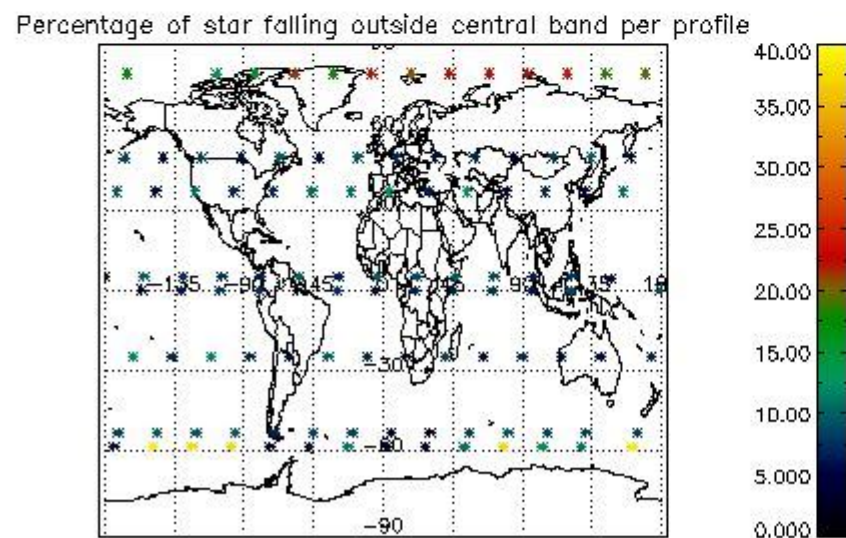
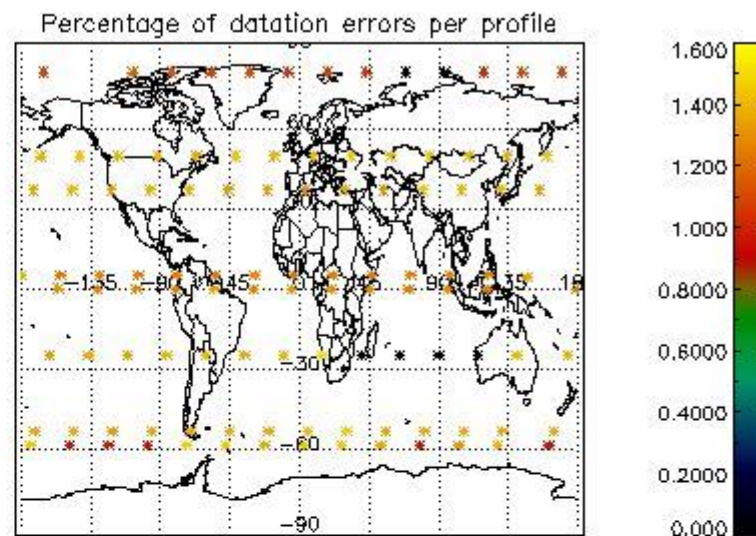
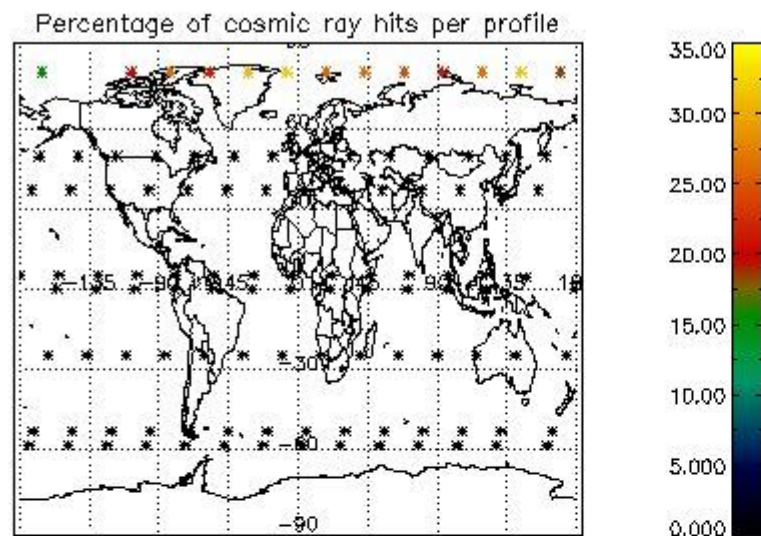
Percentage of star falling outside central band per profile



Percentage of saturation errors per profile



4.2.2 Plot level 1 quality information per product (world map): ENVISAT DESCENDING passes



5. Trace gas profiles

5.1 Ozone statistics based on quality of products

The final quality of the products can be "measured" using the STD (Standard Deviation) attached to every point profile. This information is written to the parameter GOM_NL__2P/NL_LOCAL_SPECIES_DENSITY/o3_std of the level 2 products. The table below shows the statistics for given STD ranges.

The statistics are given with respect to the overall valid production:

- Products without fatal errors: GOM_NL__2P/MPH/PRODUCT_ERR=0
- Valid point profile: GOM_NL__2P/NL_LOCAL_SPECIES_DENSITY/pcd(0)=0

The 'Criteria' is applied to valid points of dark limb products:

- Products in dark limb illumination condition: GOM_NL__2P/NL_SUMMARY_QUALITY/obs_ill_cond=0
- Products without fatal errors: GOM_NL__2P/MPH/PRODUCT_ERR=0
- Valid point profile: GOM_NL__2P/NL_LOCAL_SPECIES_DENSITY/pcd(0)=0

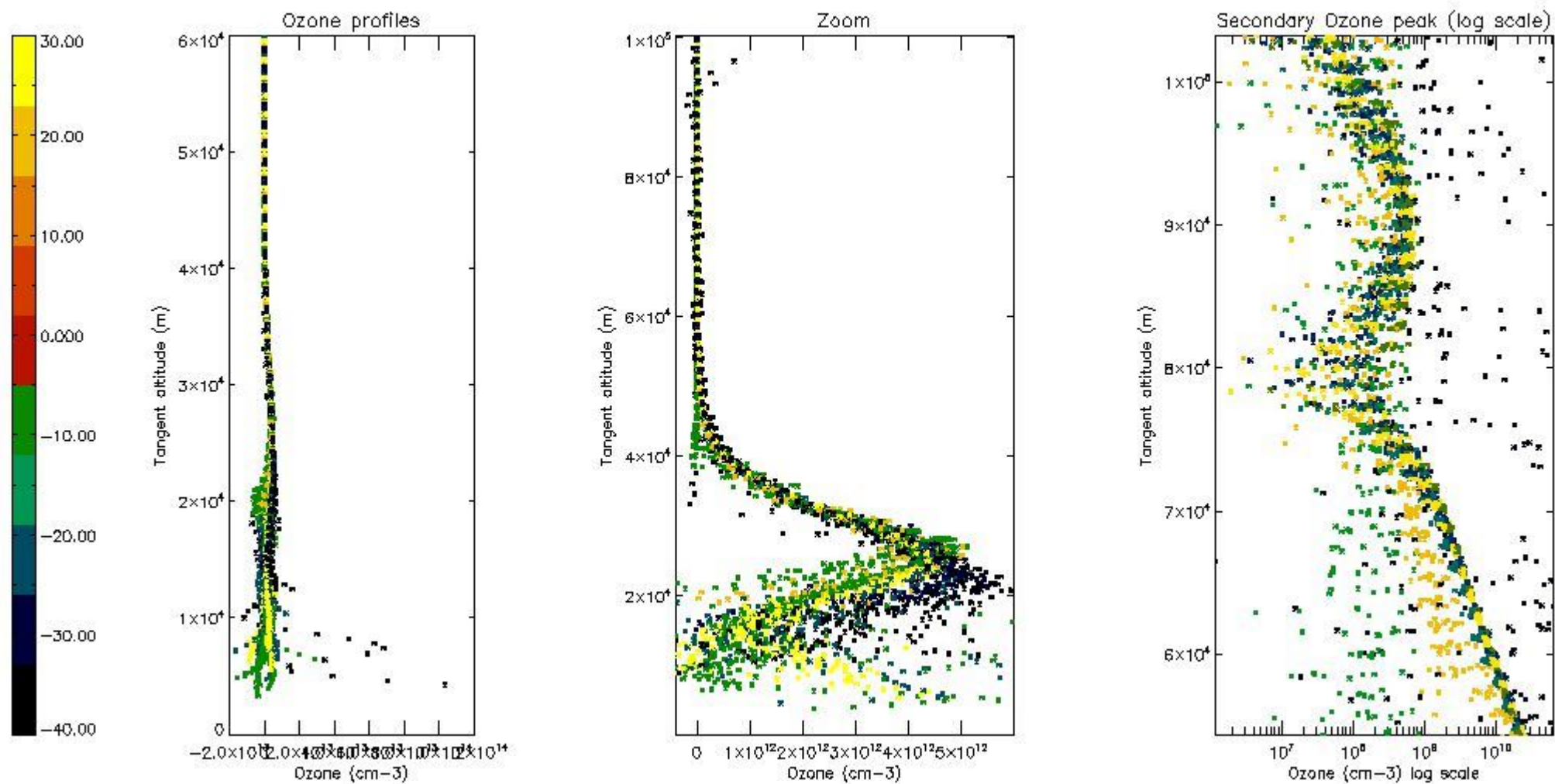
So, the table below shows the percentage of dark limb and valid observations for each criteria with respect to the overall valid daily observations.

Criteria	% of total production
All STD	39
STD < 20	20

STD < 10	15
STD < 5	8

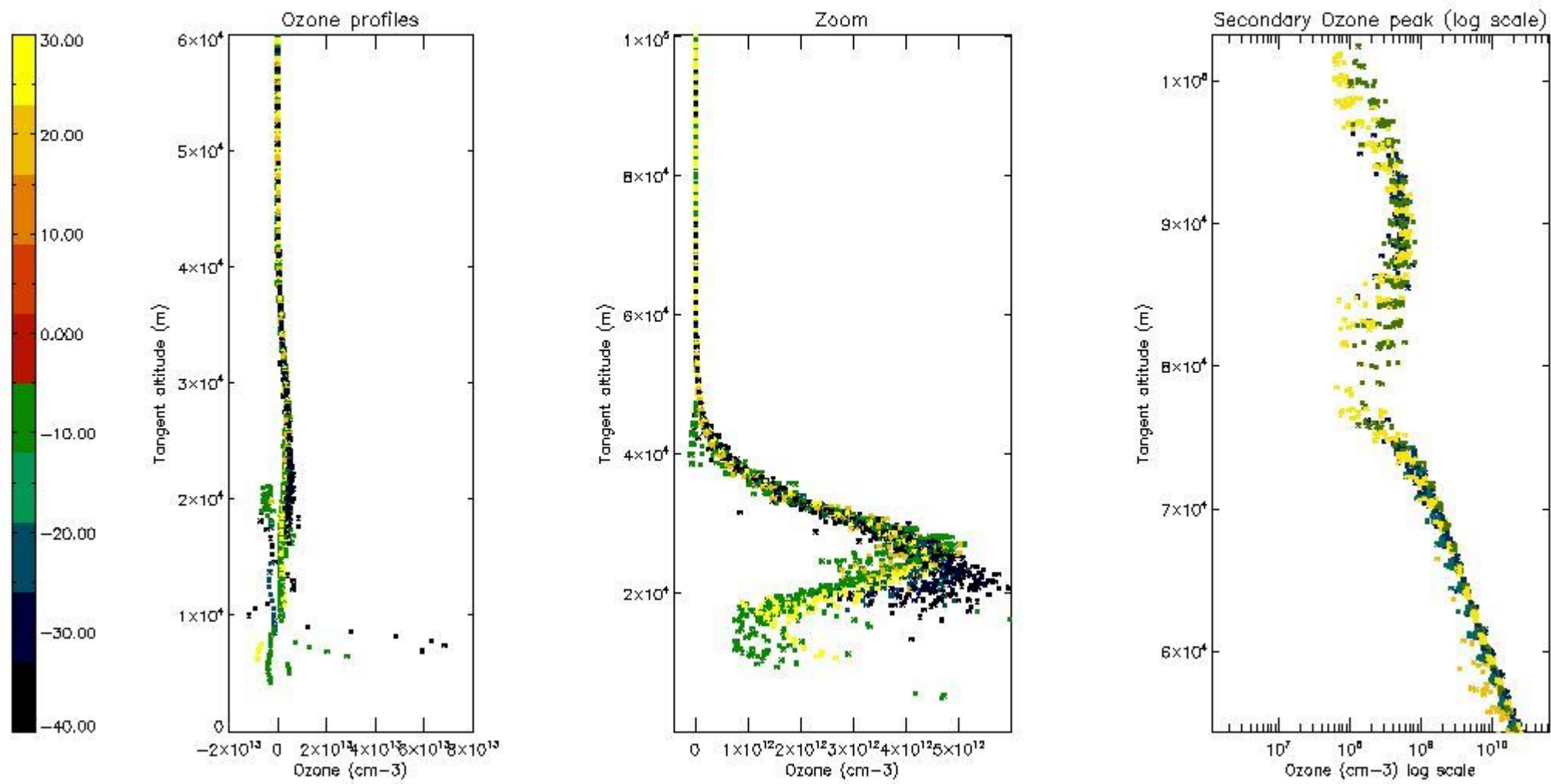
5.2 Plot ozone profiles for all STD (dark without errors)

The colorbar represents the latitude.



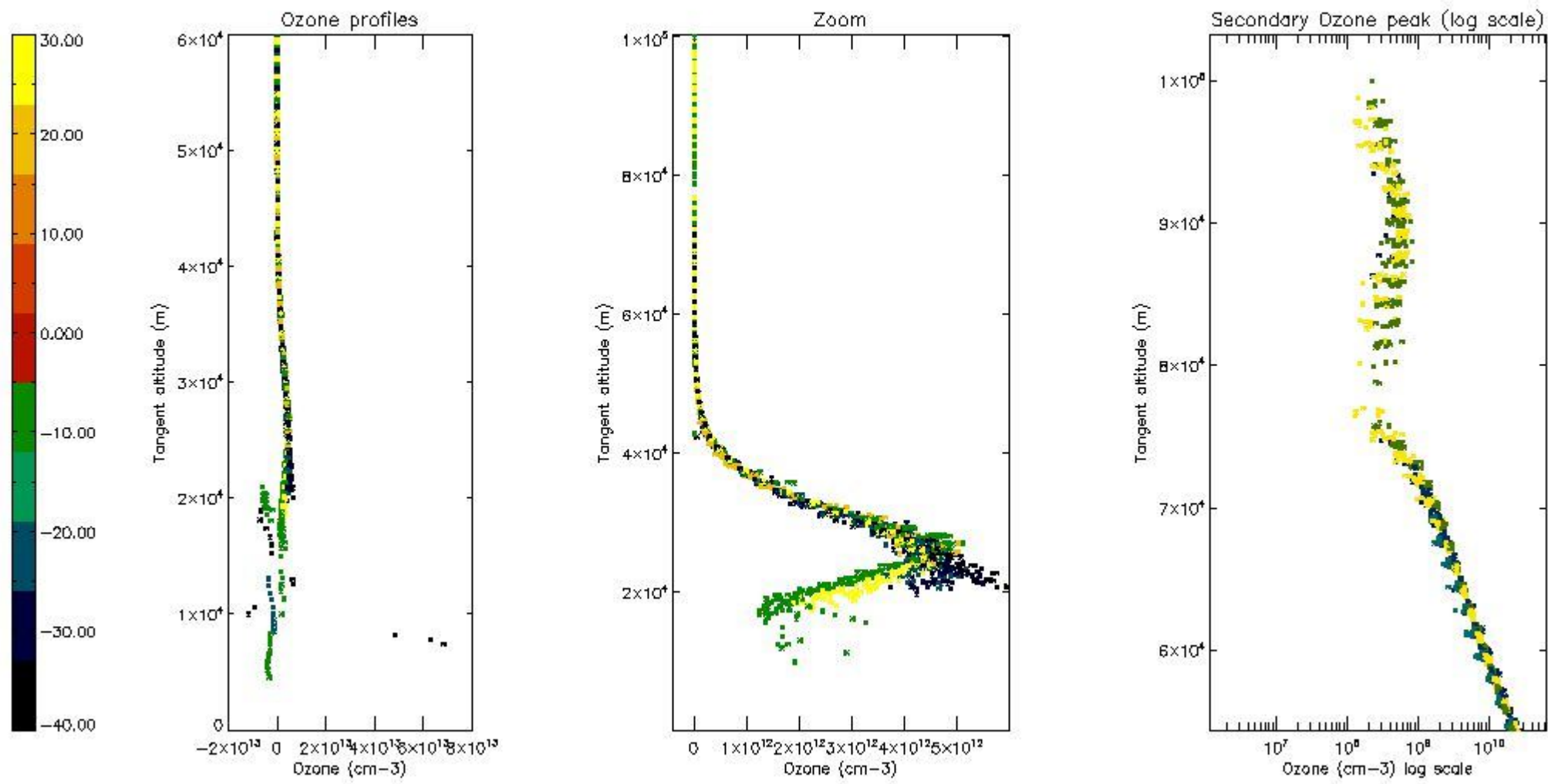
5.3 Plot ozone profiles where STD < 20% (dark without errors)

The colorbar represents the latitude.



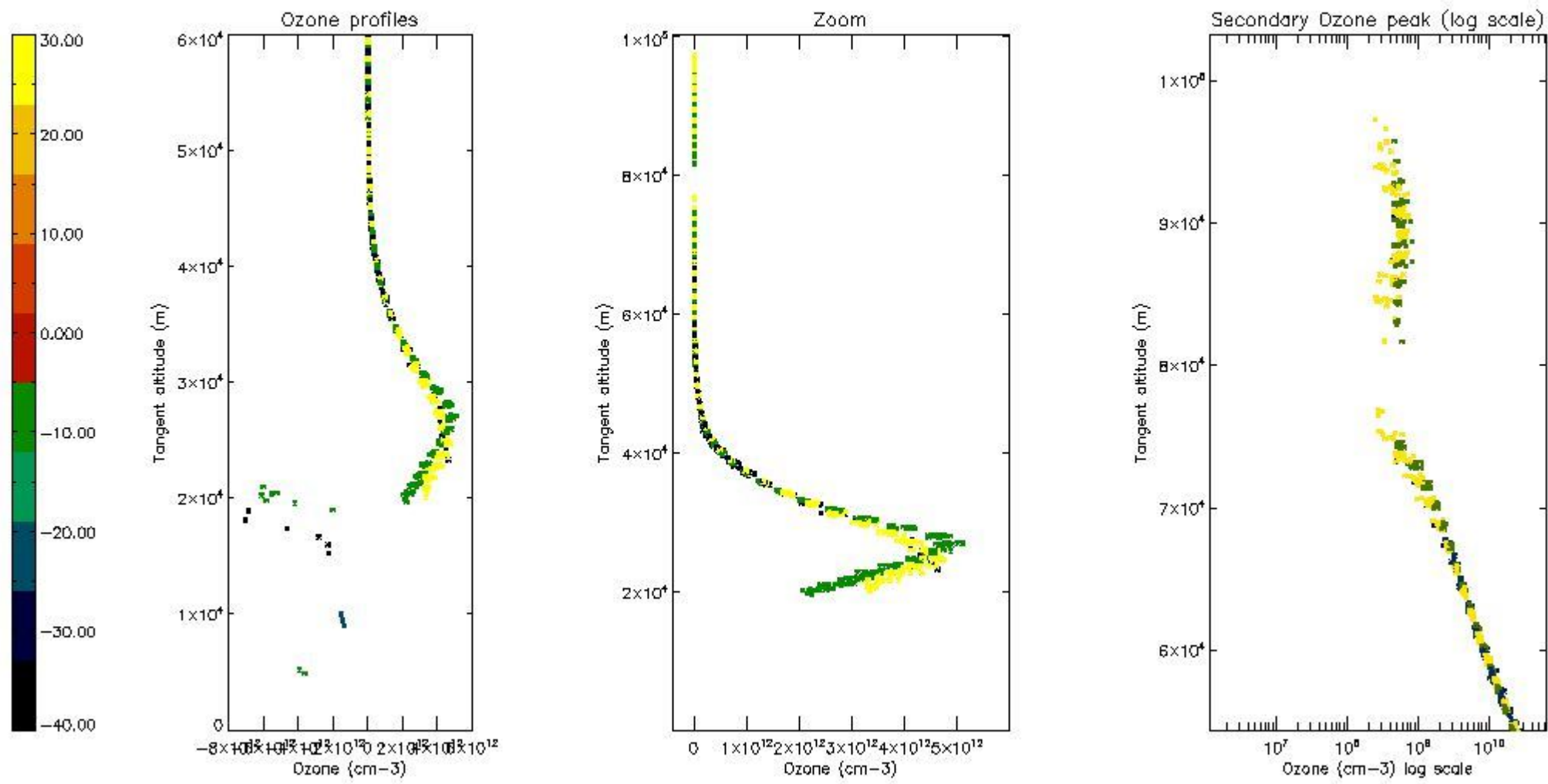
5.4 Plot ozone profiles where $STD < 10\%$ (dark without errors)

The colorbar represents the latitude.



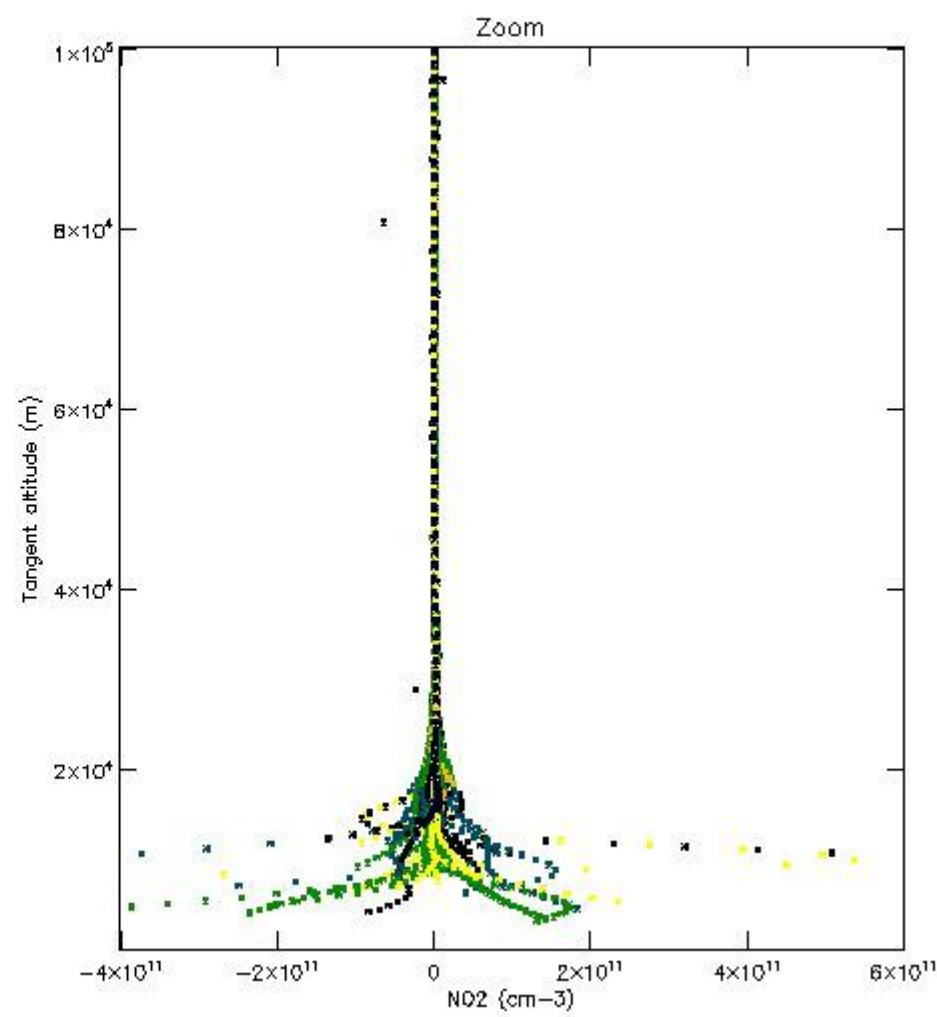
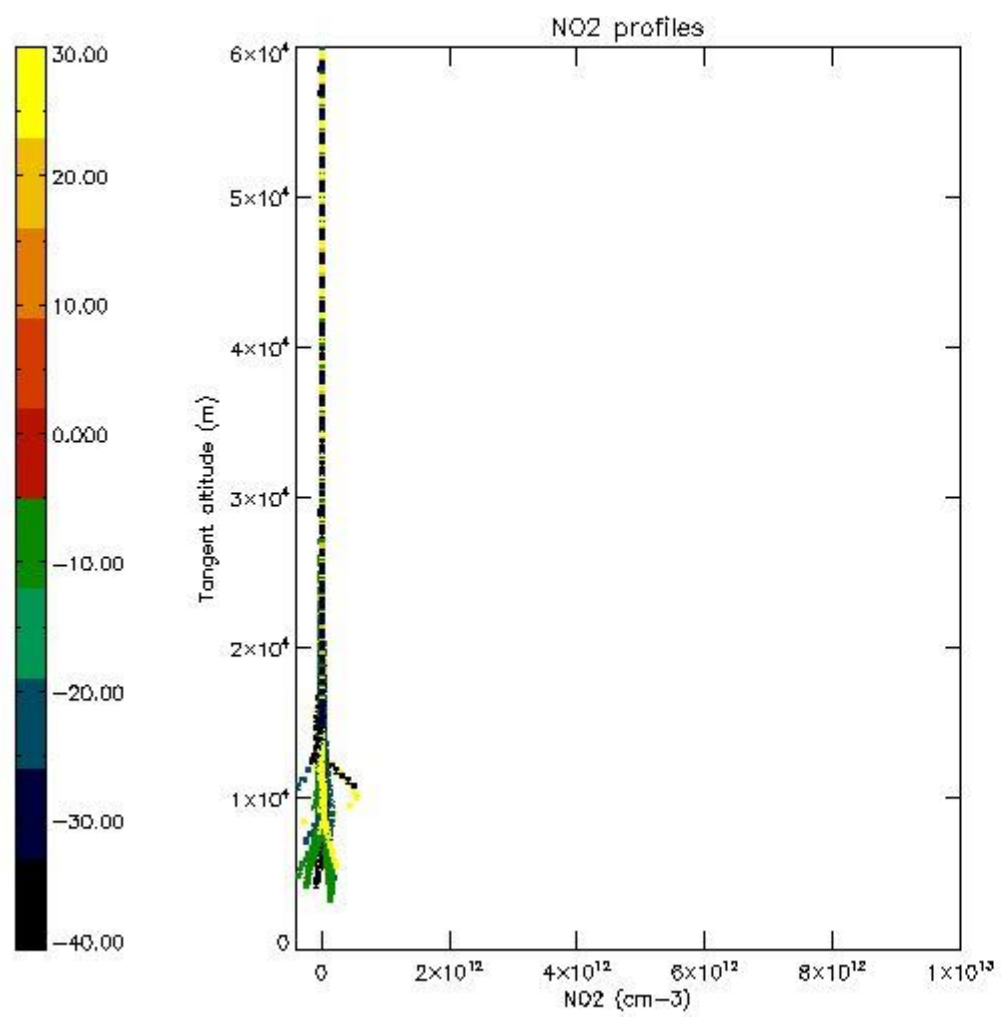
5.5 Plot ozone profiles where $STD < 5\%$ (dark without errors)

The colorbar represents the latitude.



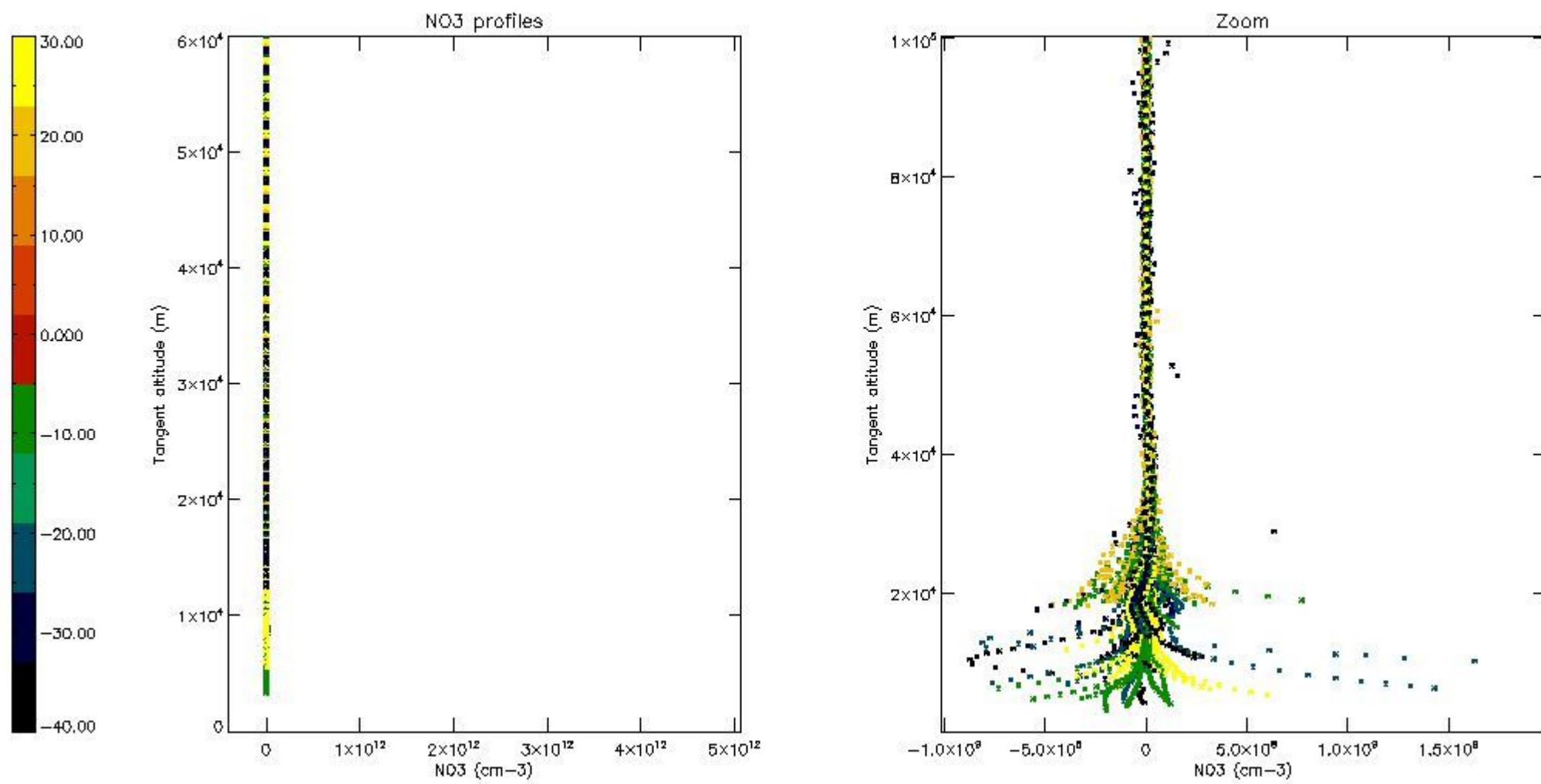
5.6 Plot NO₂ profiles for all STD (dark without errors)

The colorbar represents the latitude.



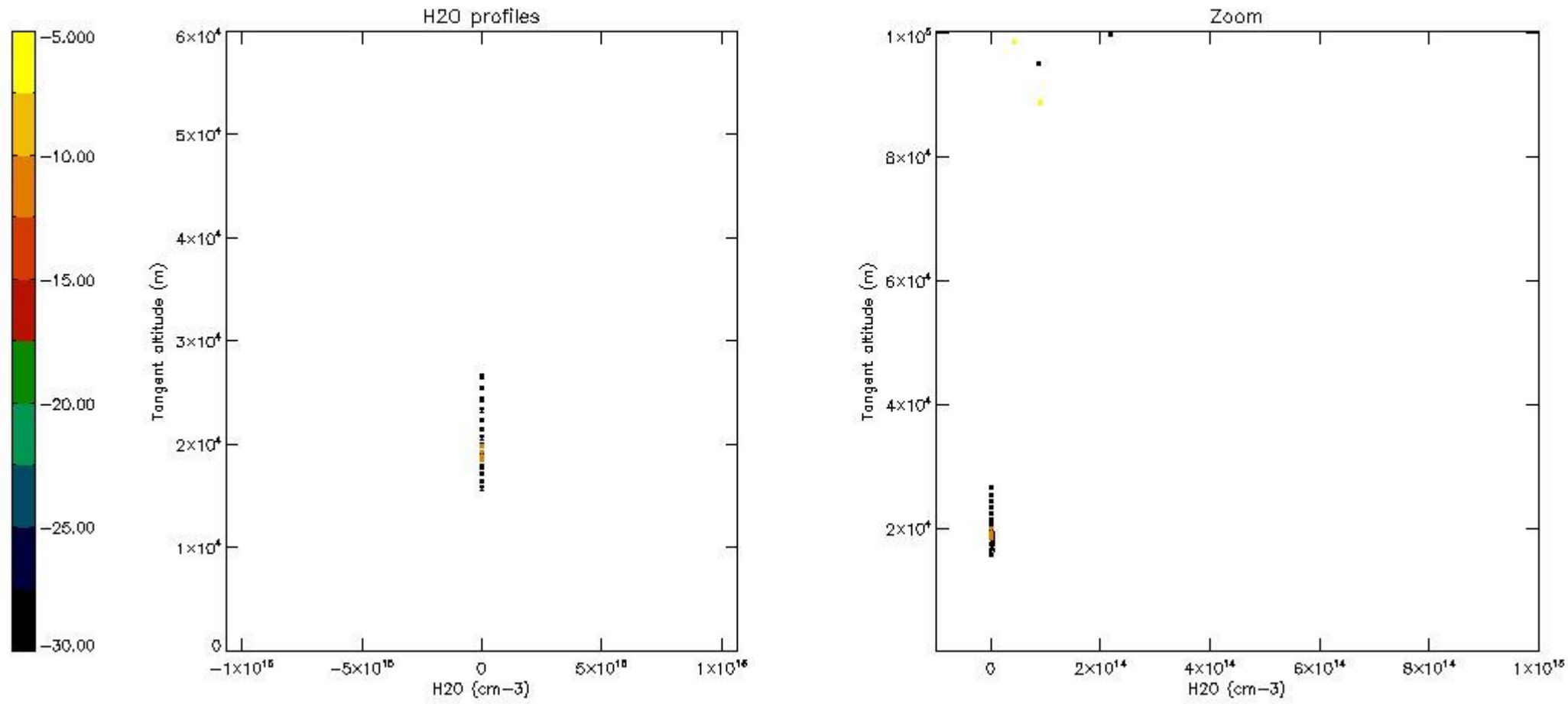
5.7 Plot NO3 profiles for all STD (dark without errors)

The colorbar represents the latitude.



5.8 Plot H2O profiles for all STD (only for occultations of stars 1,2,3,4,13,14,16,26,63 dark without errors)

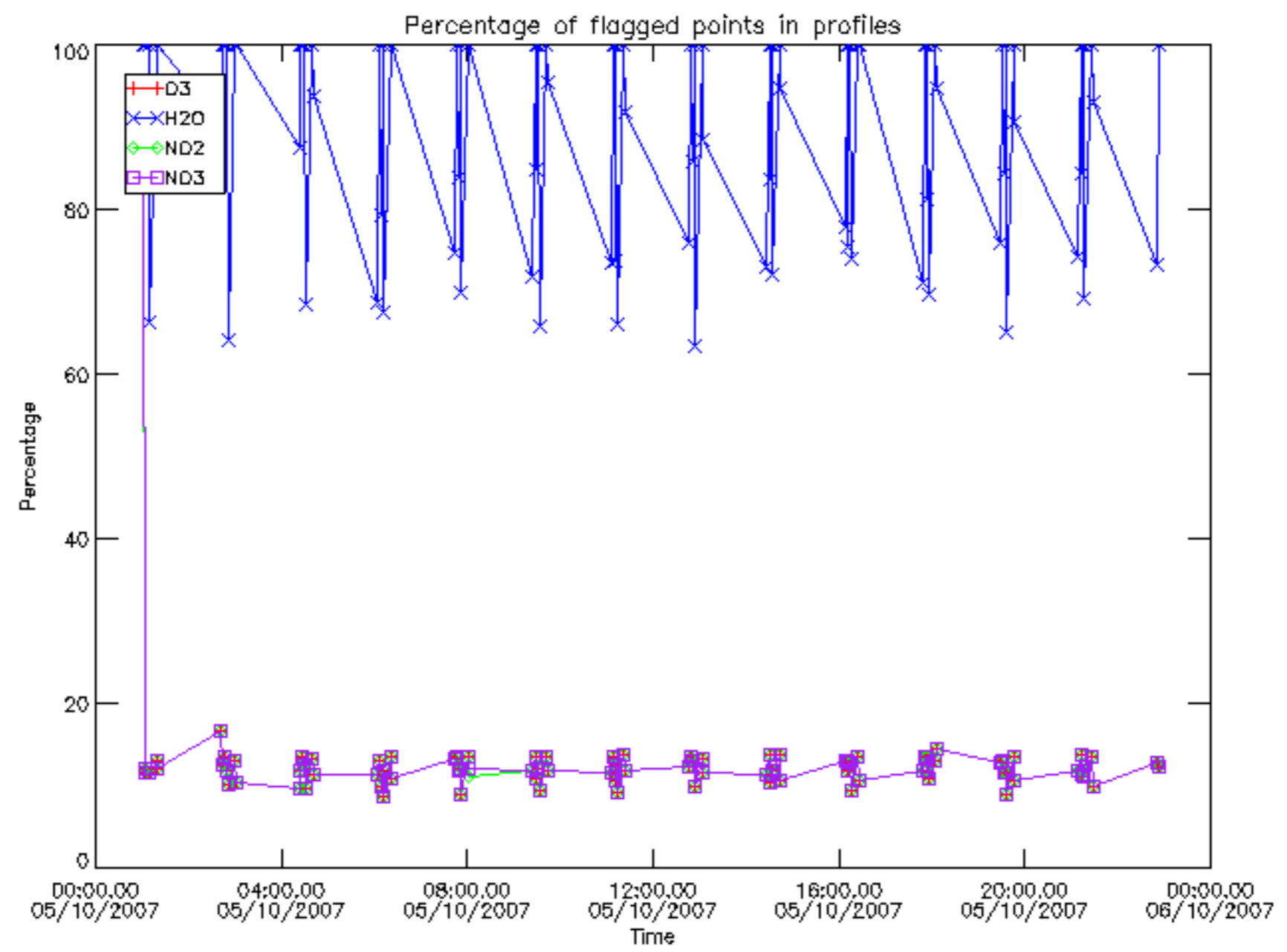
The colorbar represents the latitude.



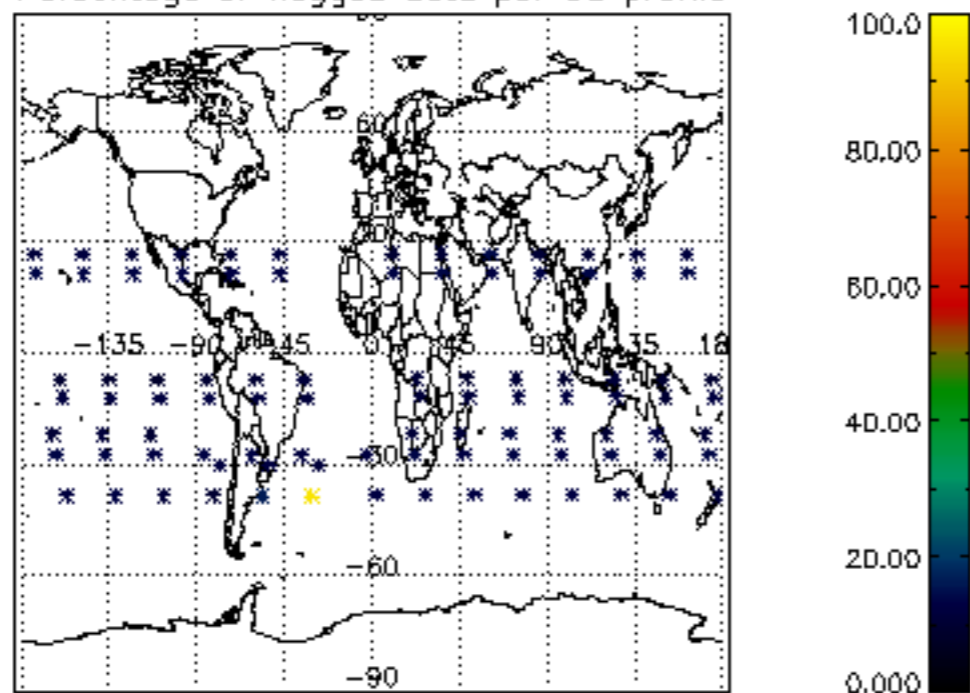
6. Auxiliary Data Files used for the production reported in section 2

The number reported in the third column indicates since which file (see list in section 2) the corresponding auxiliary file has been used. The fourth column is the date of those product files.

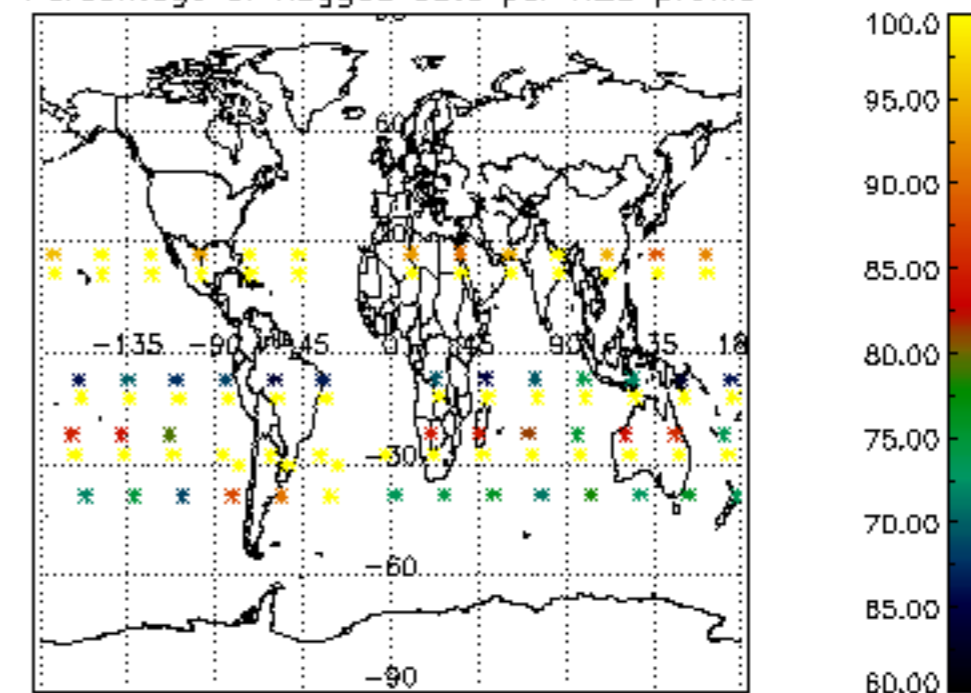
Type	Auxiliary Filename	Used since product	Used since product date
INST_PHYS_CHARACTERISTICS	GOM_INS_AXVIEC20091111_143220_20030716_120000_20500101_000000	1	05-OCT-2007 00:01:57
LEVEL-2_PROC_CONFIG	GOM_PR2_AXVIEC20091111_152718_20020301_000000_20500101_000000	1	05-OCT-2007 00:01:57
CROSS_SECTIONS_FILE	GOM_CRS_AXVIEC20091111_154832_20020301_000000_20500101_000000	1	05-OCT-2007 00:01:57



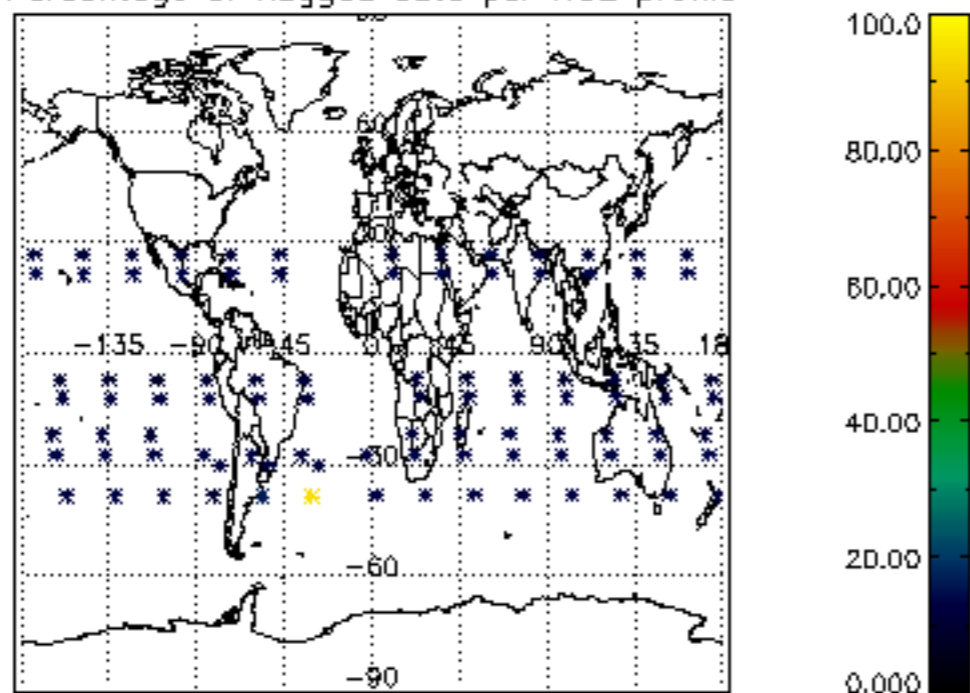
Percentage of flagged data per D3 profile



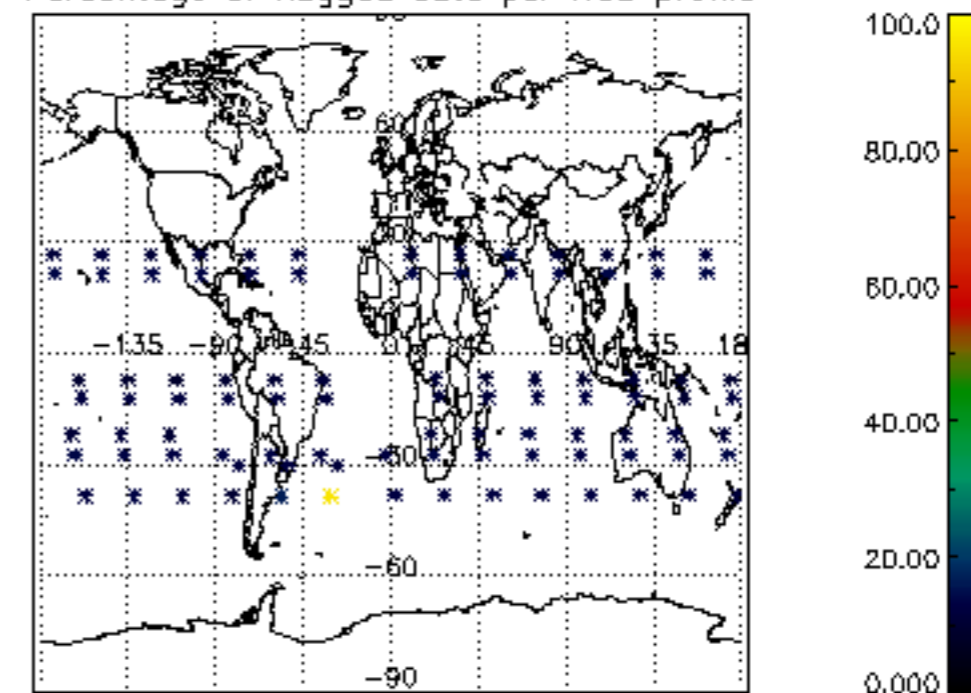
Percentage of flagged data per H2O profile

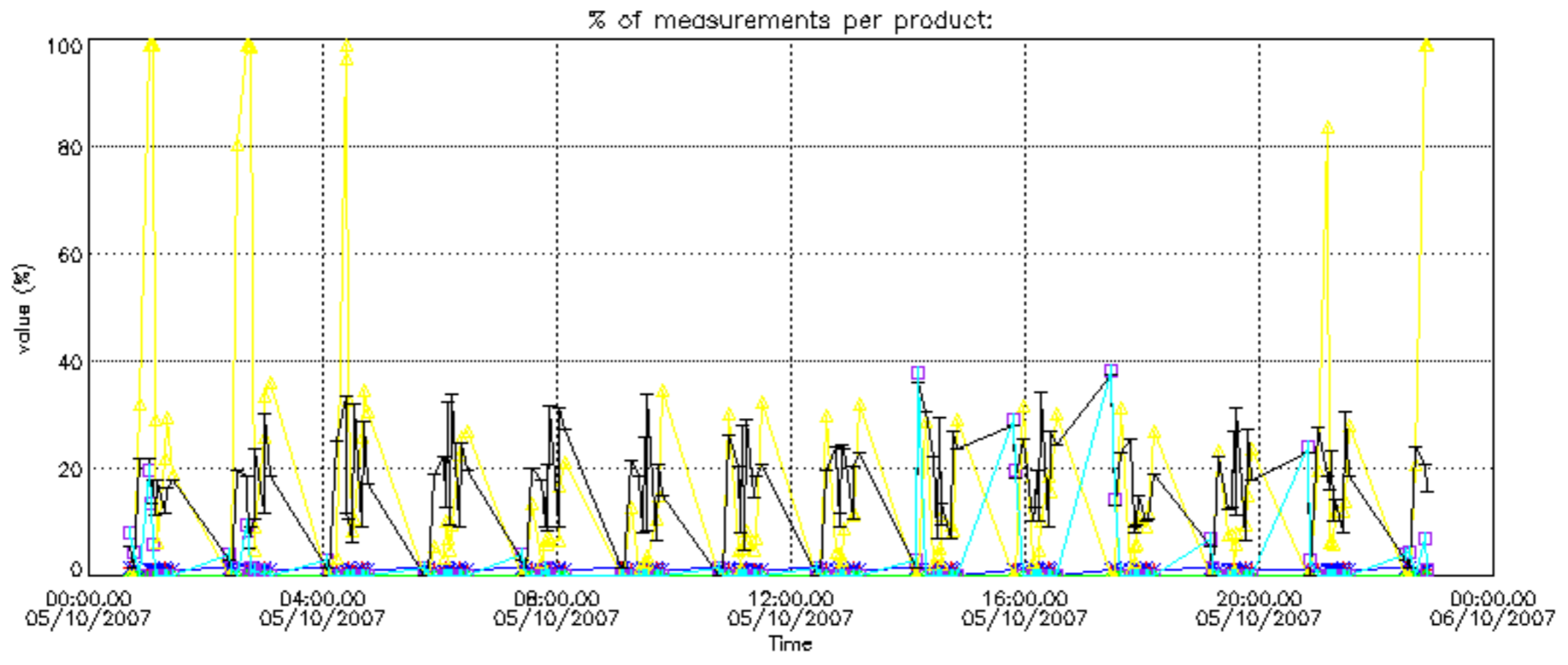


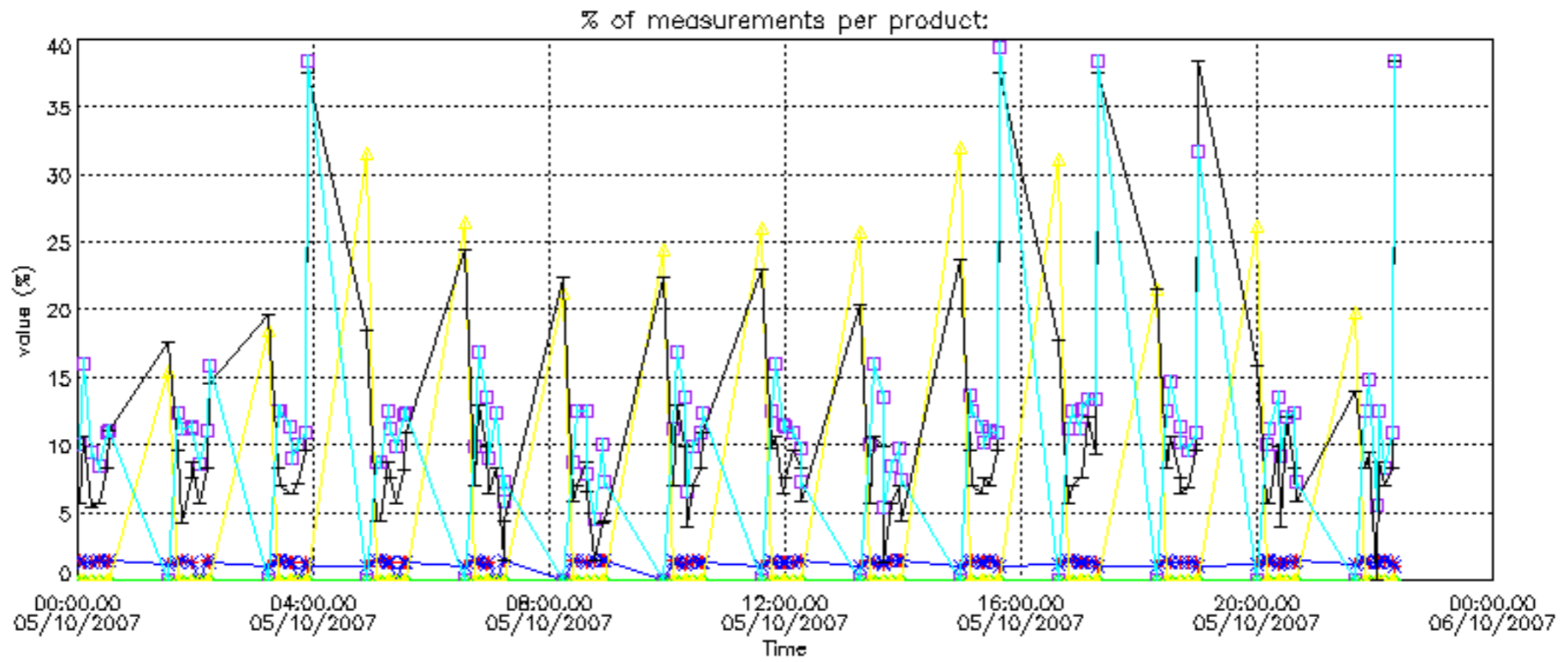
Percentage of flagged data per NO2 profile



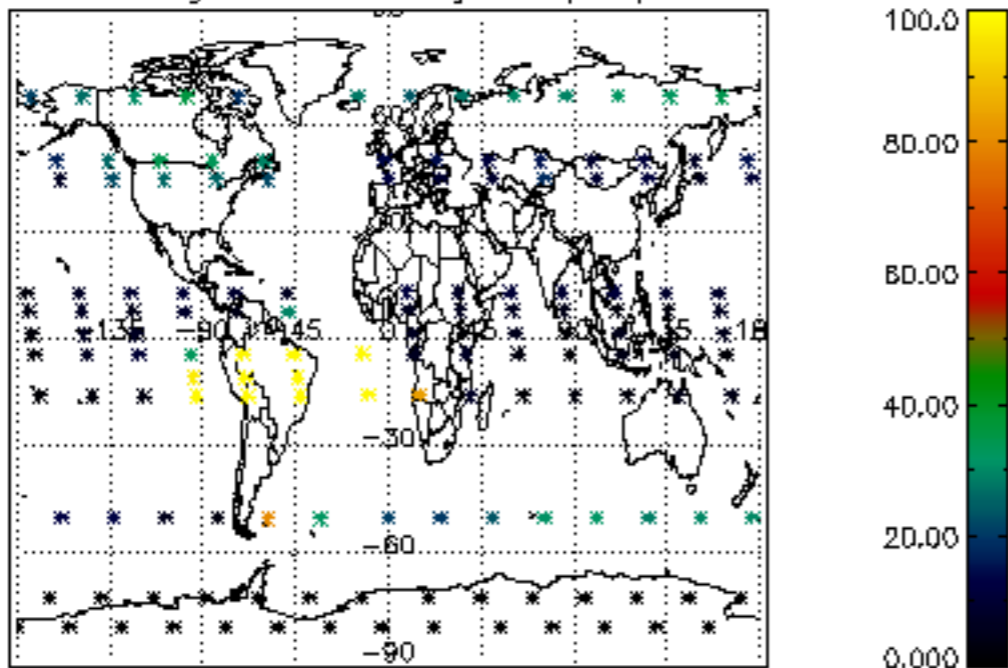
Percentage of flagged data per NO3 profile



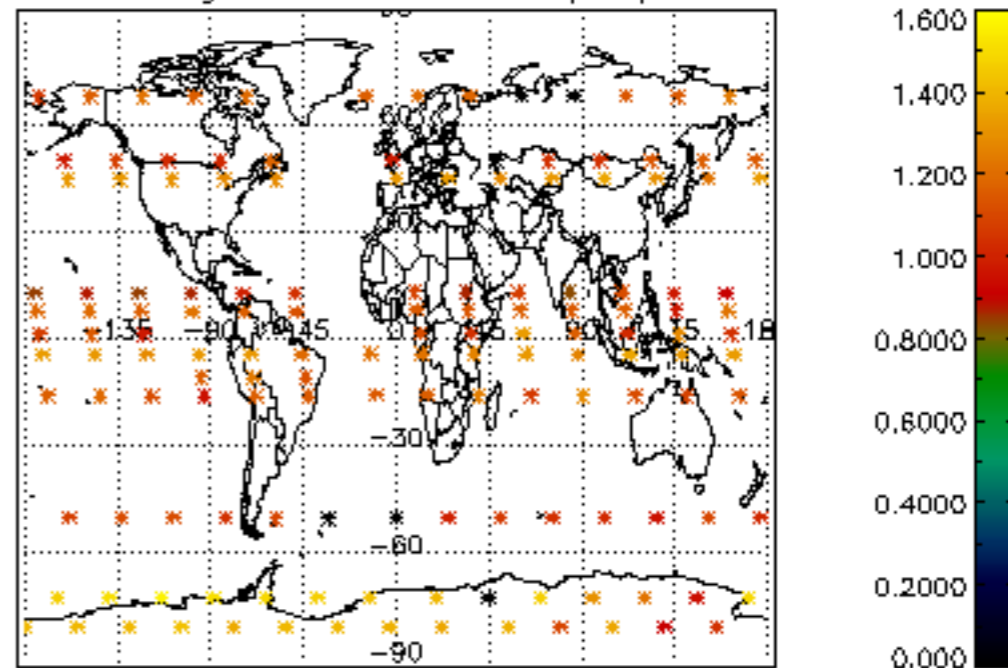




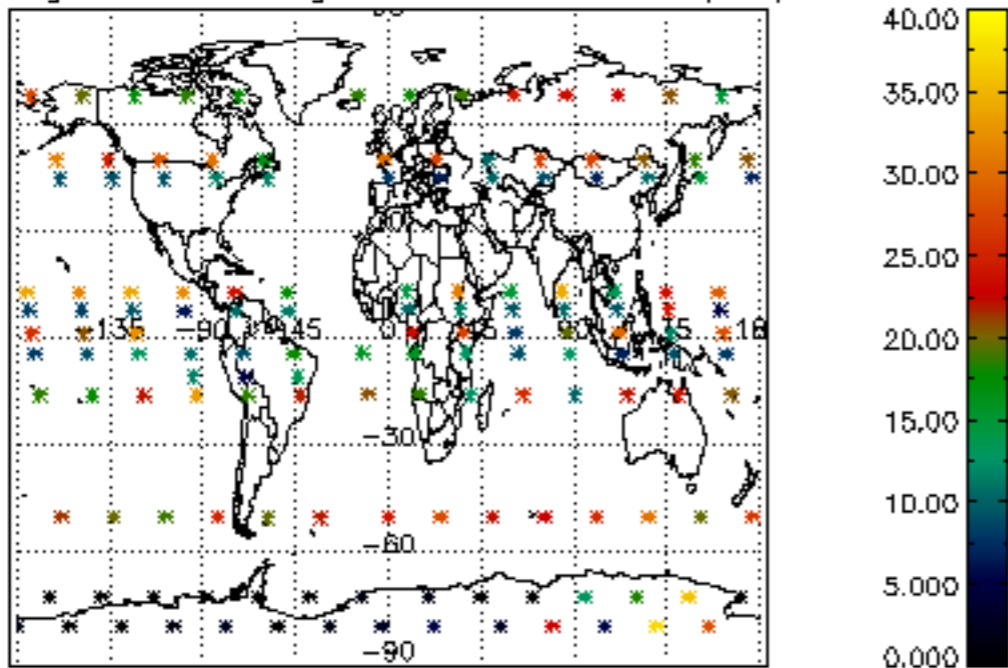
Percentage of cosmic ray hits per profile



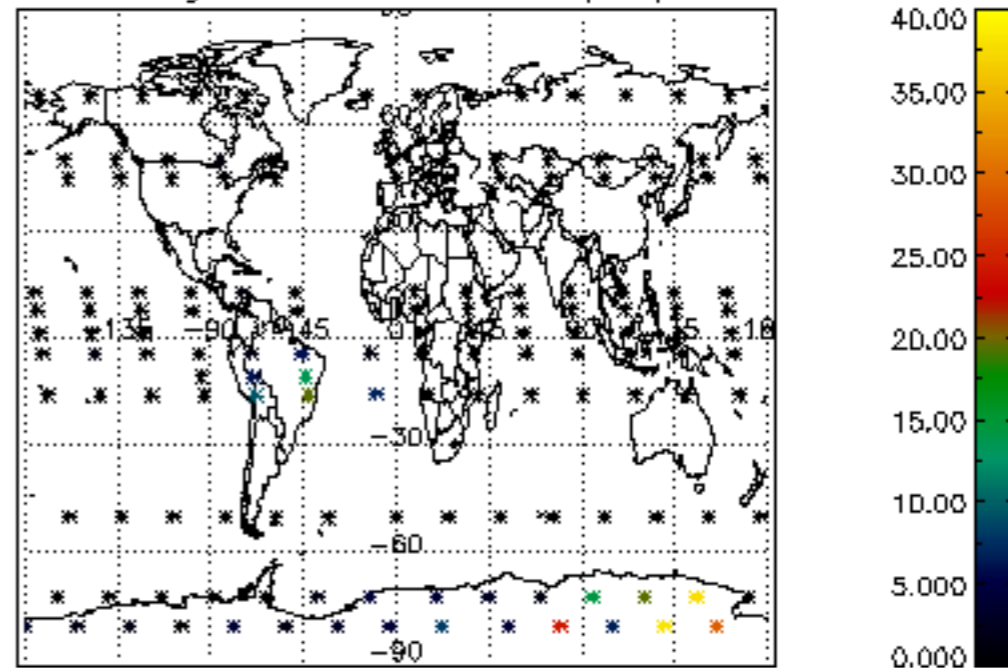
Percentage of datation errors per profile



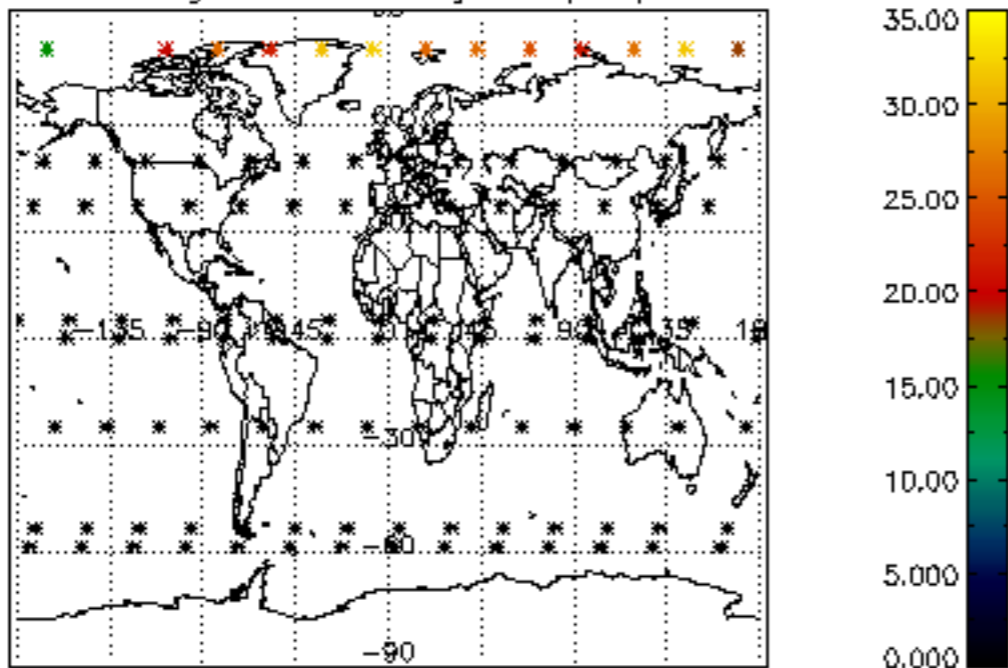
Percentage of star falling outside central band per profile



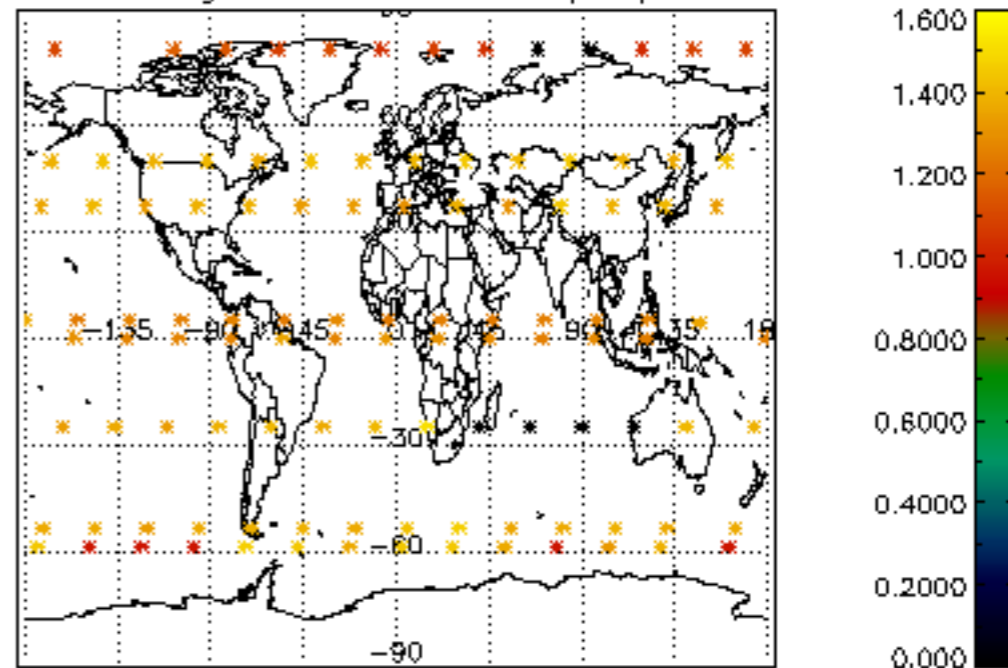
Percentage of saturation errors per profile



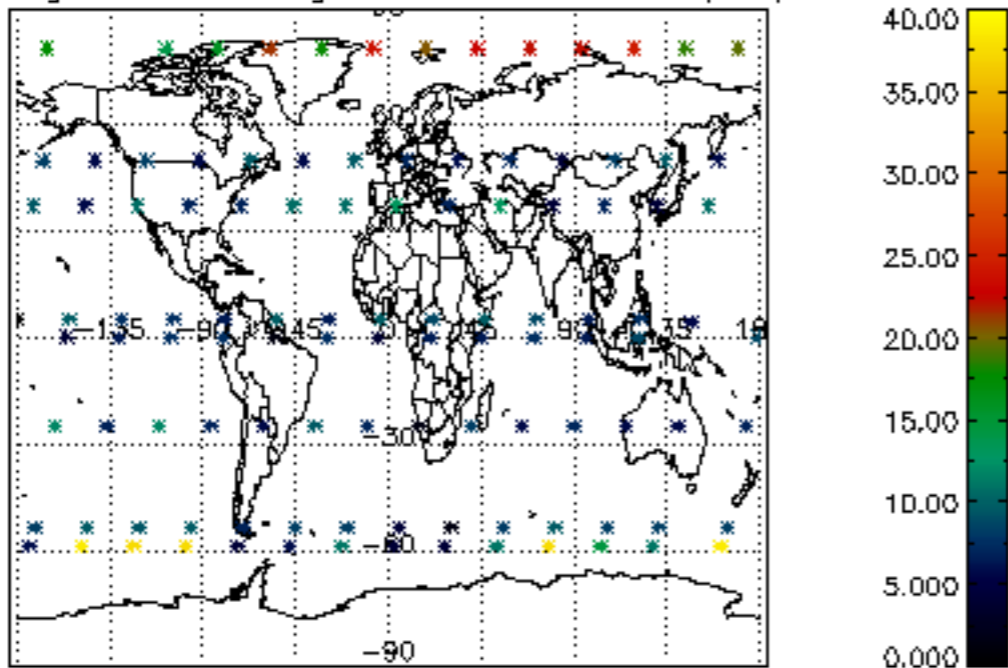
Percentage of cosmic ray hits per profile



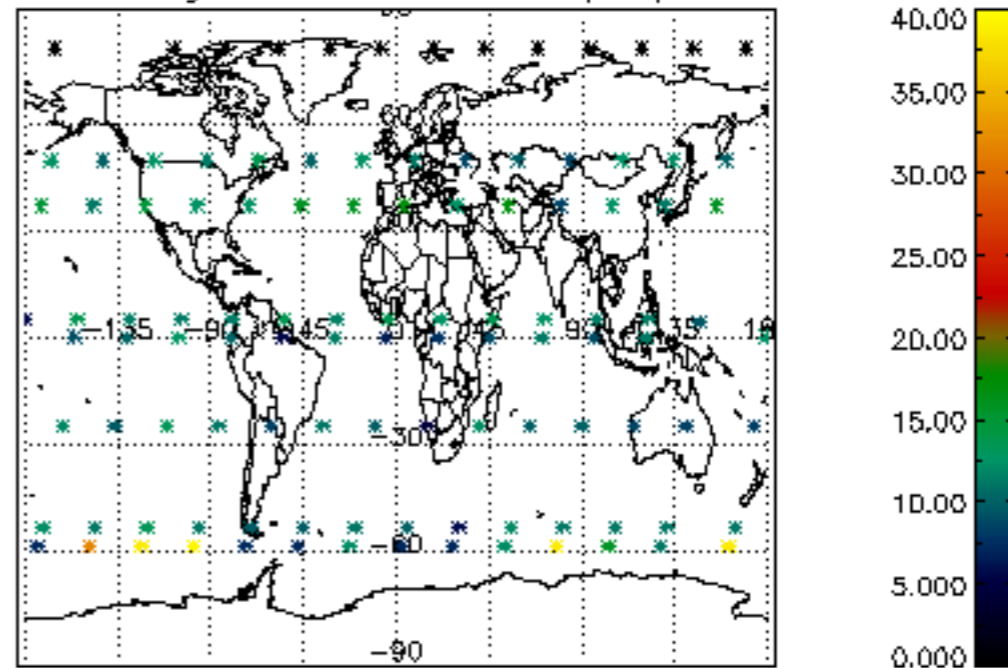
Percentage of datation errors per profile

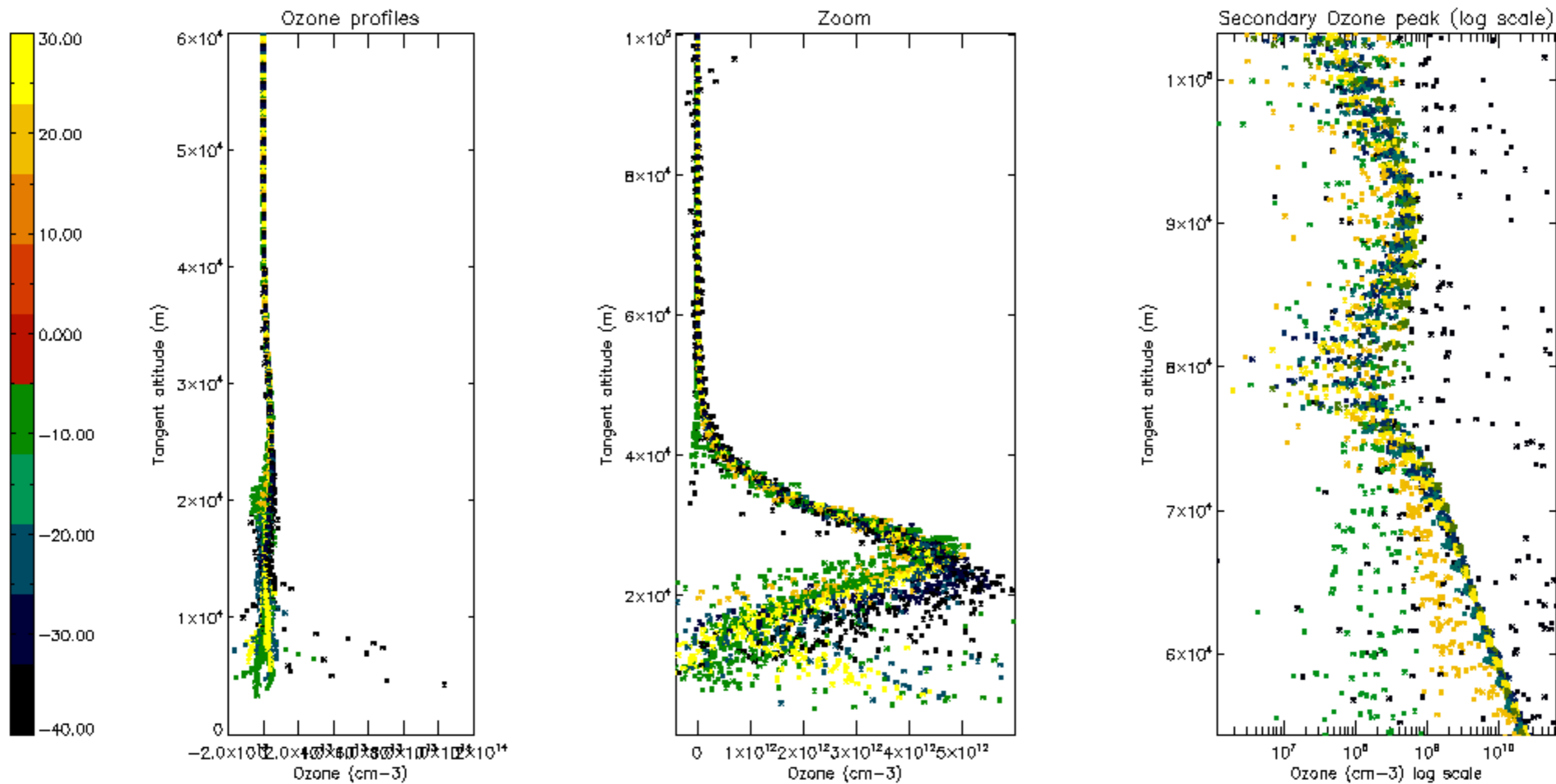


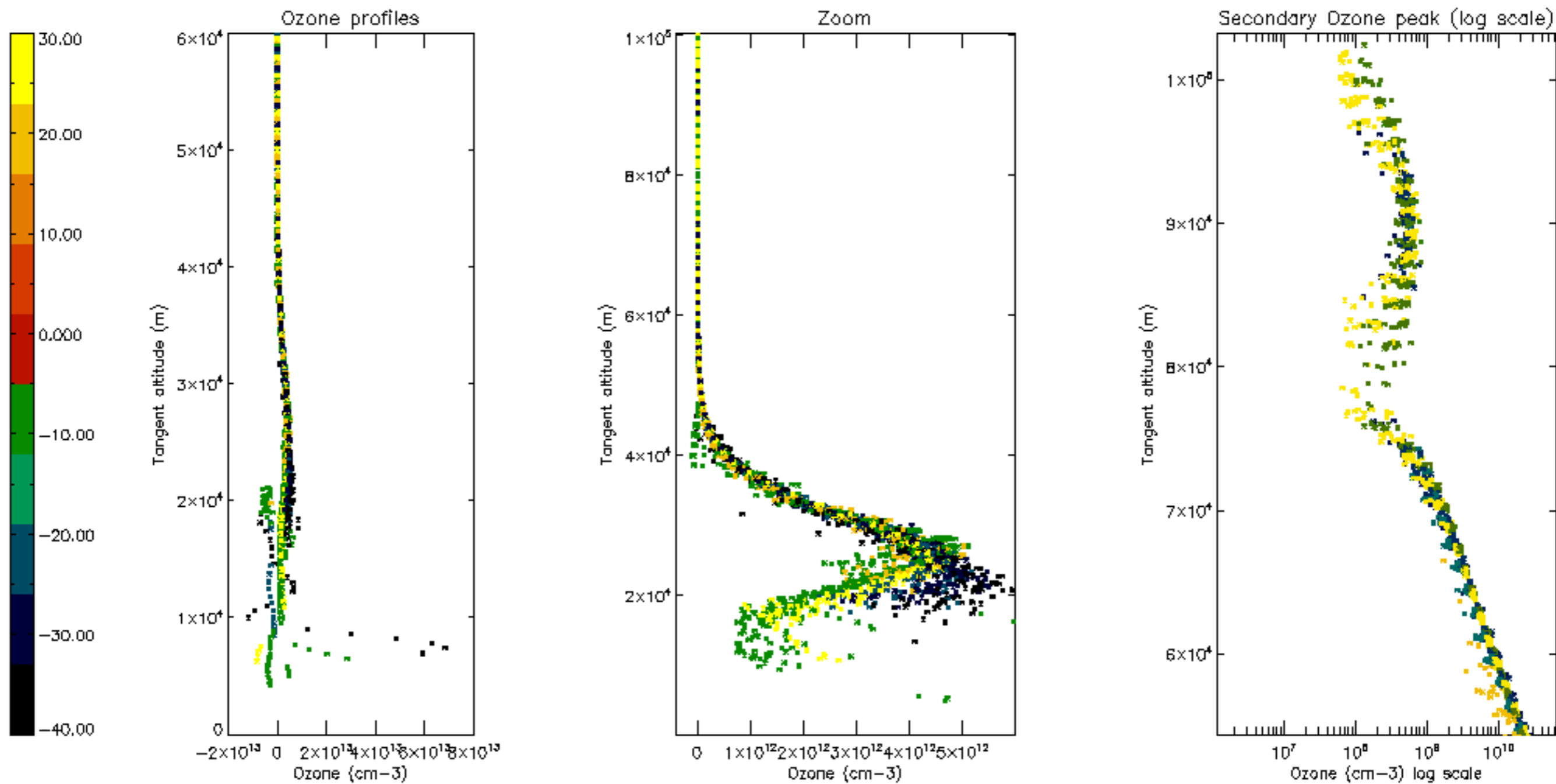
Percentage of star falling outside central band per profile

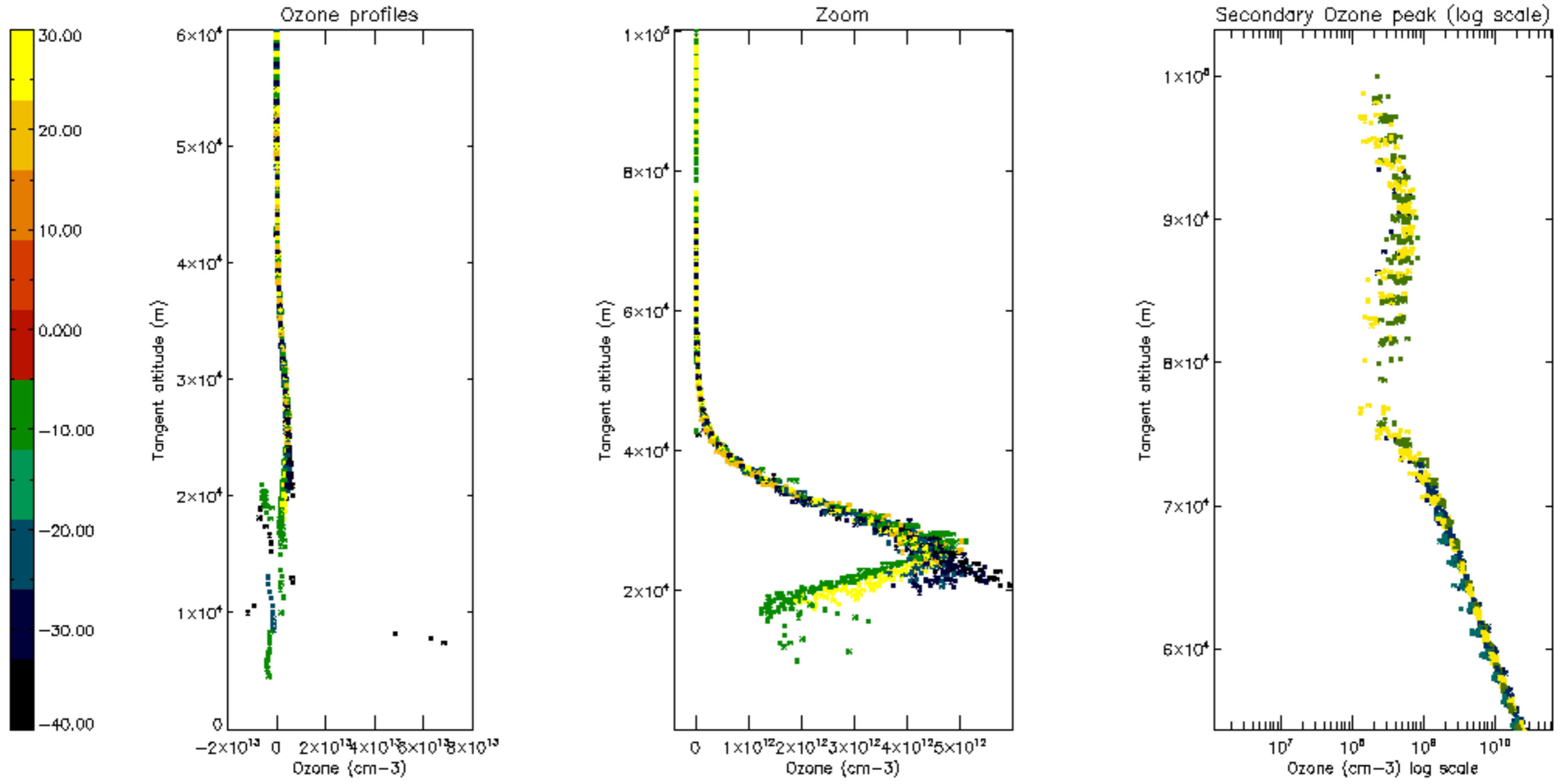


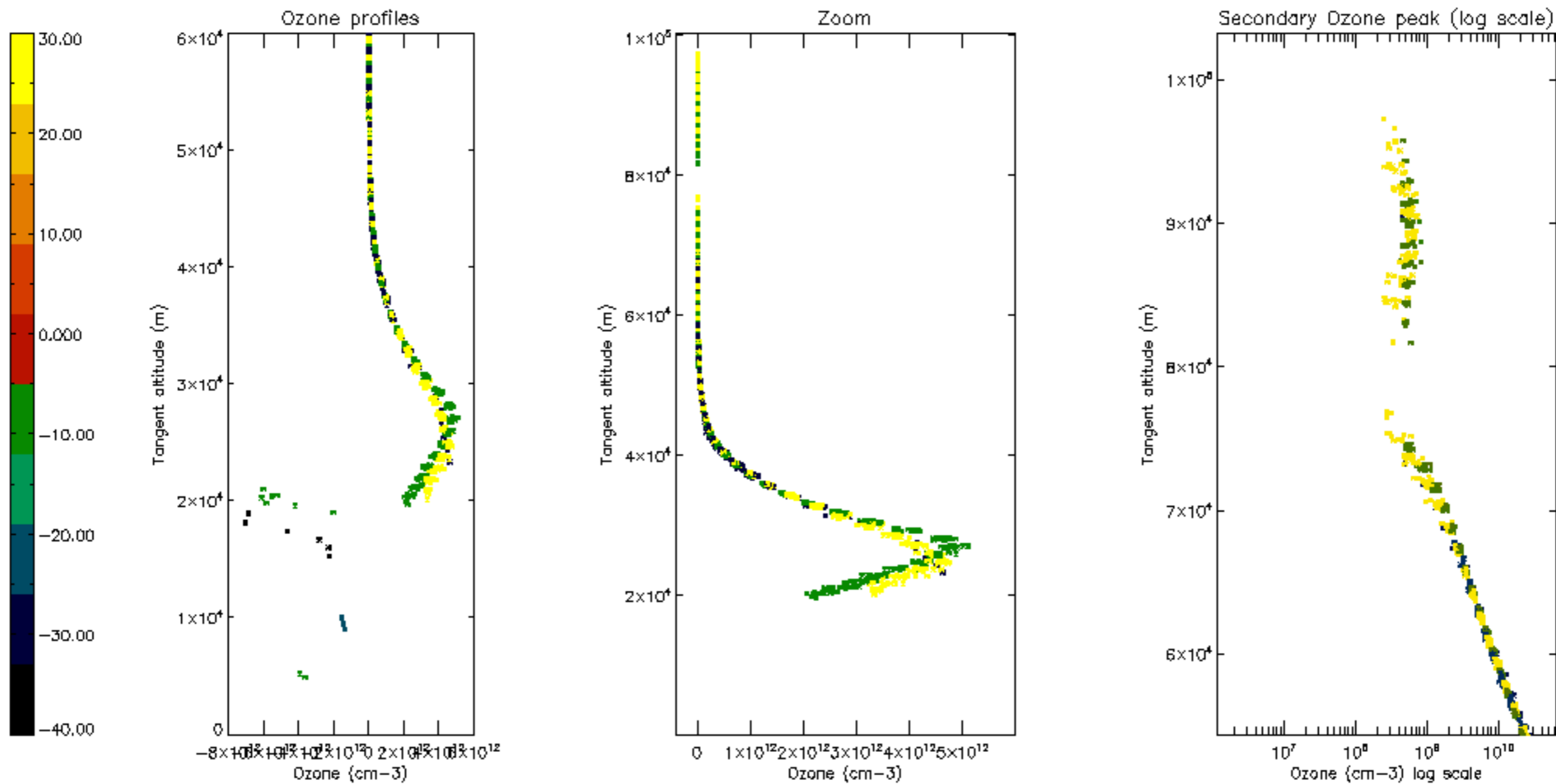
Percentage of saturation errors per profile

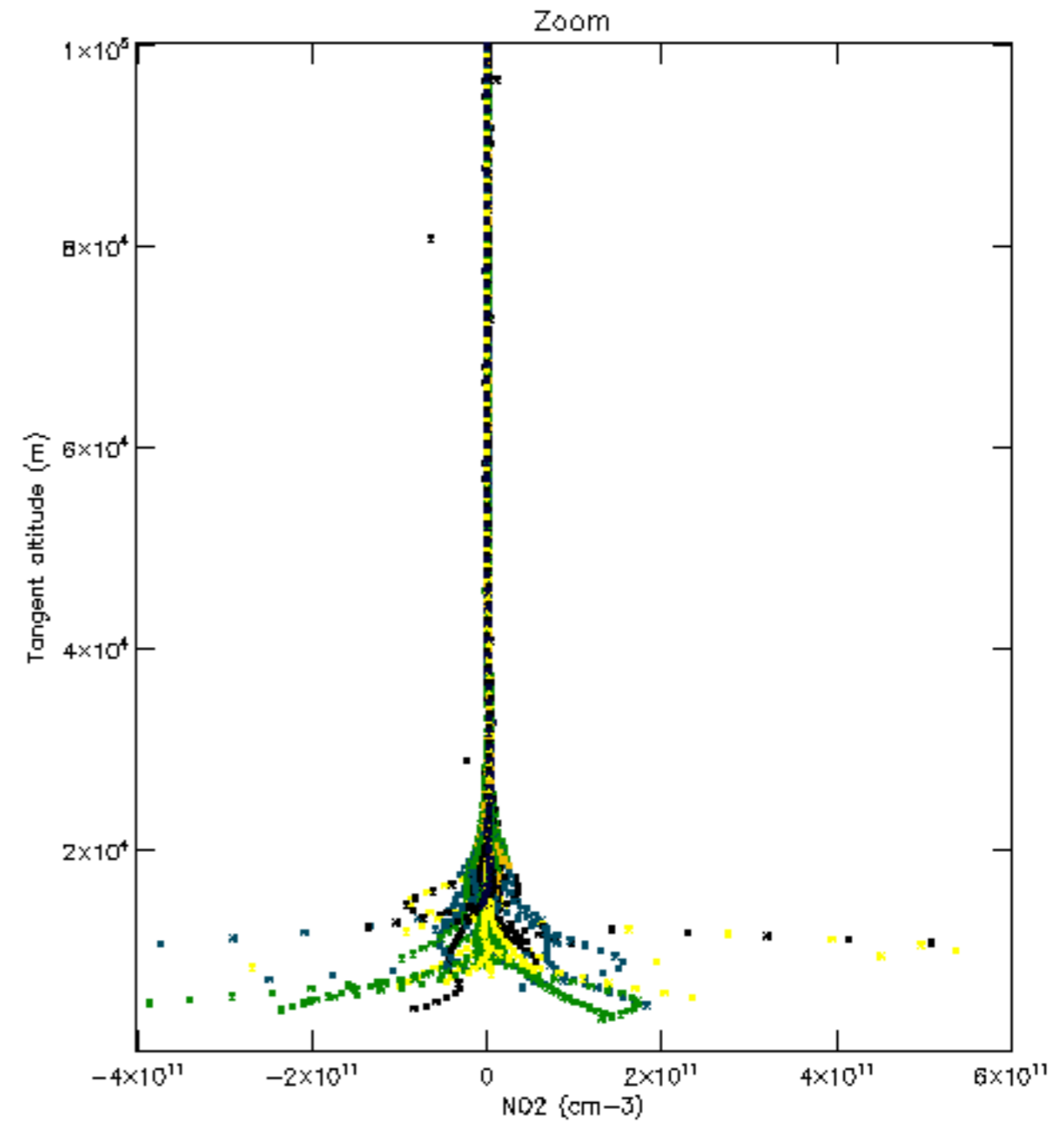
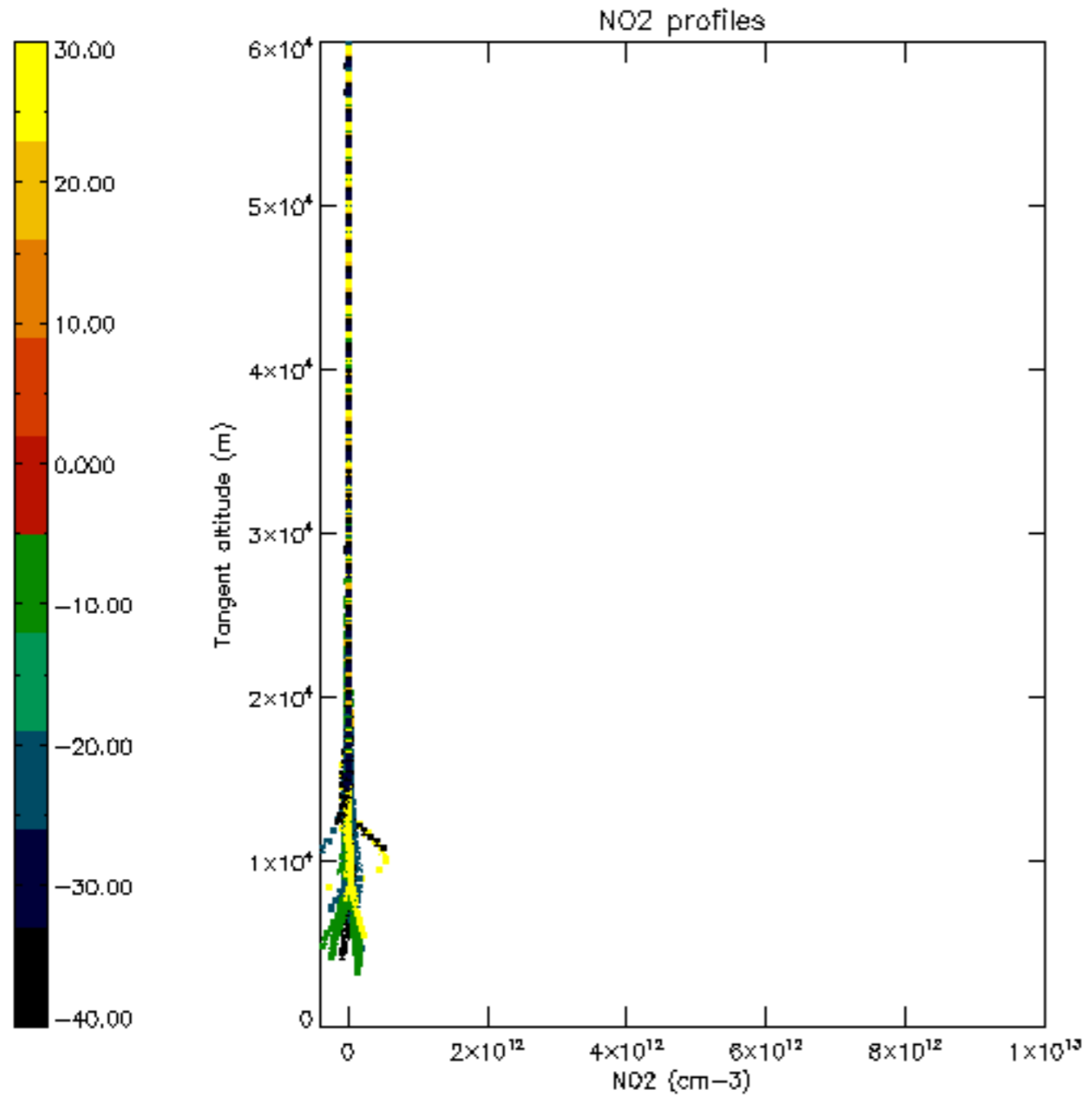


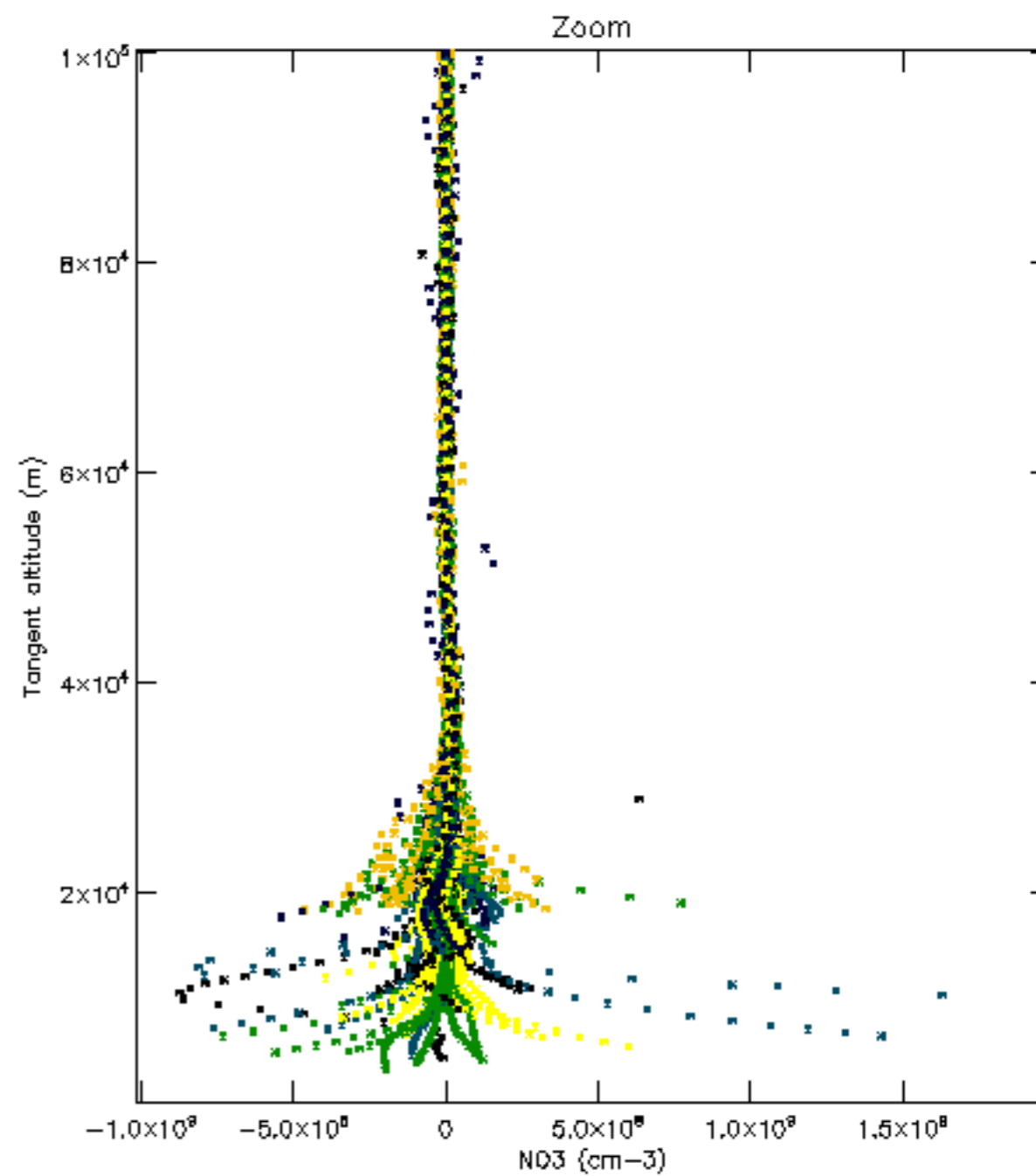
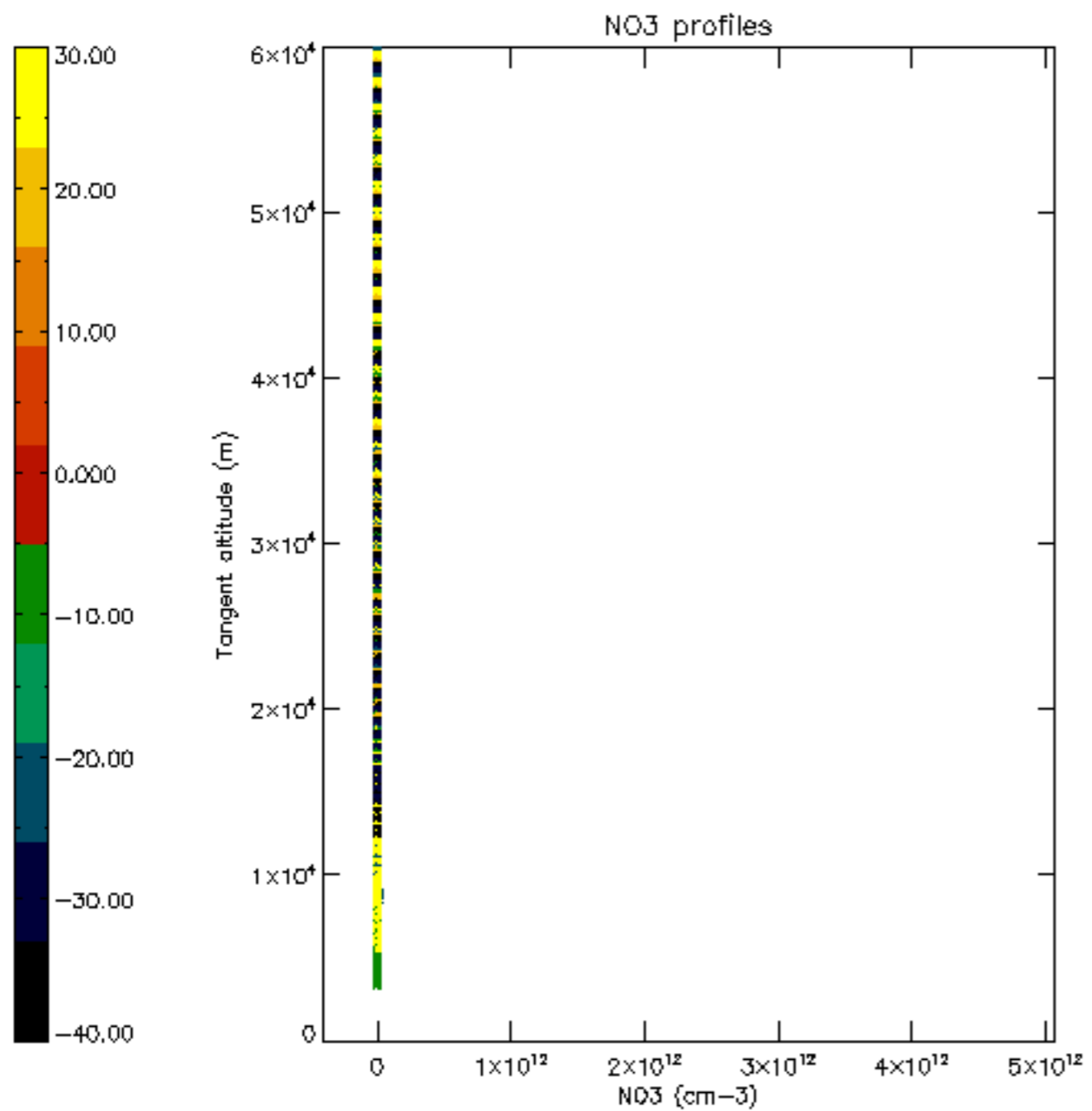


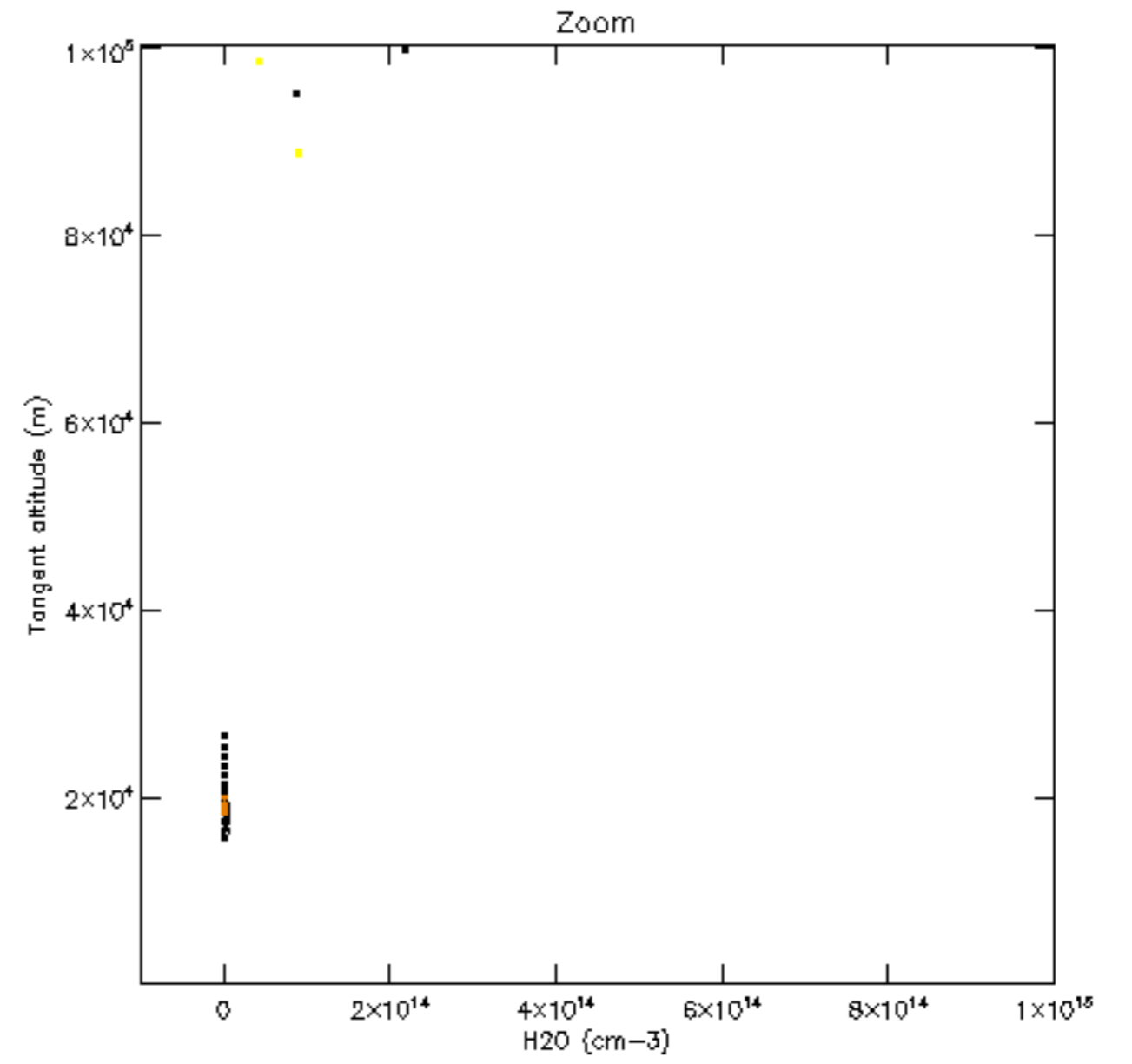
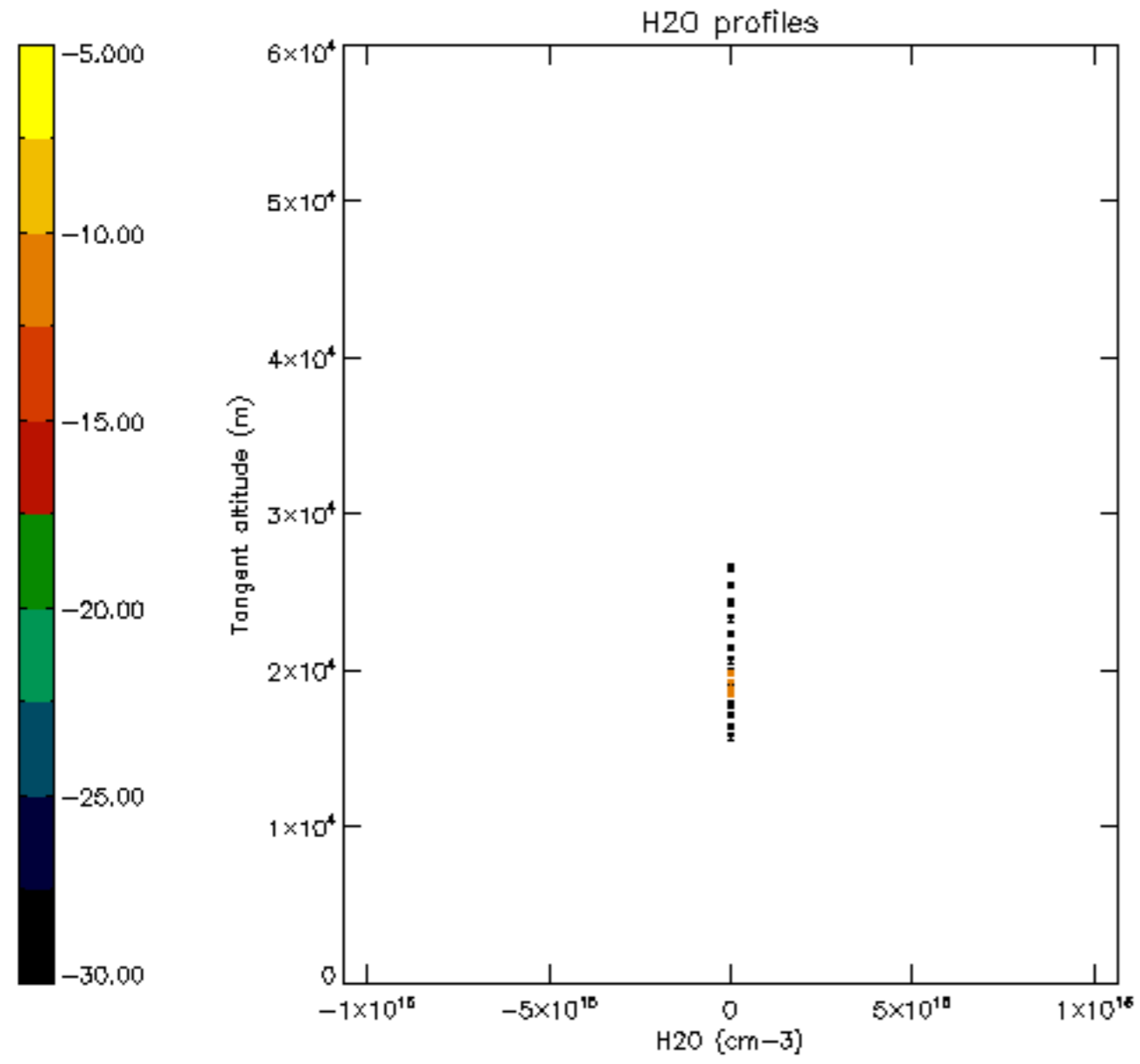


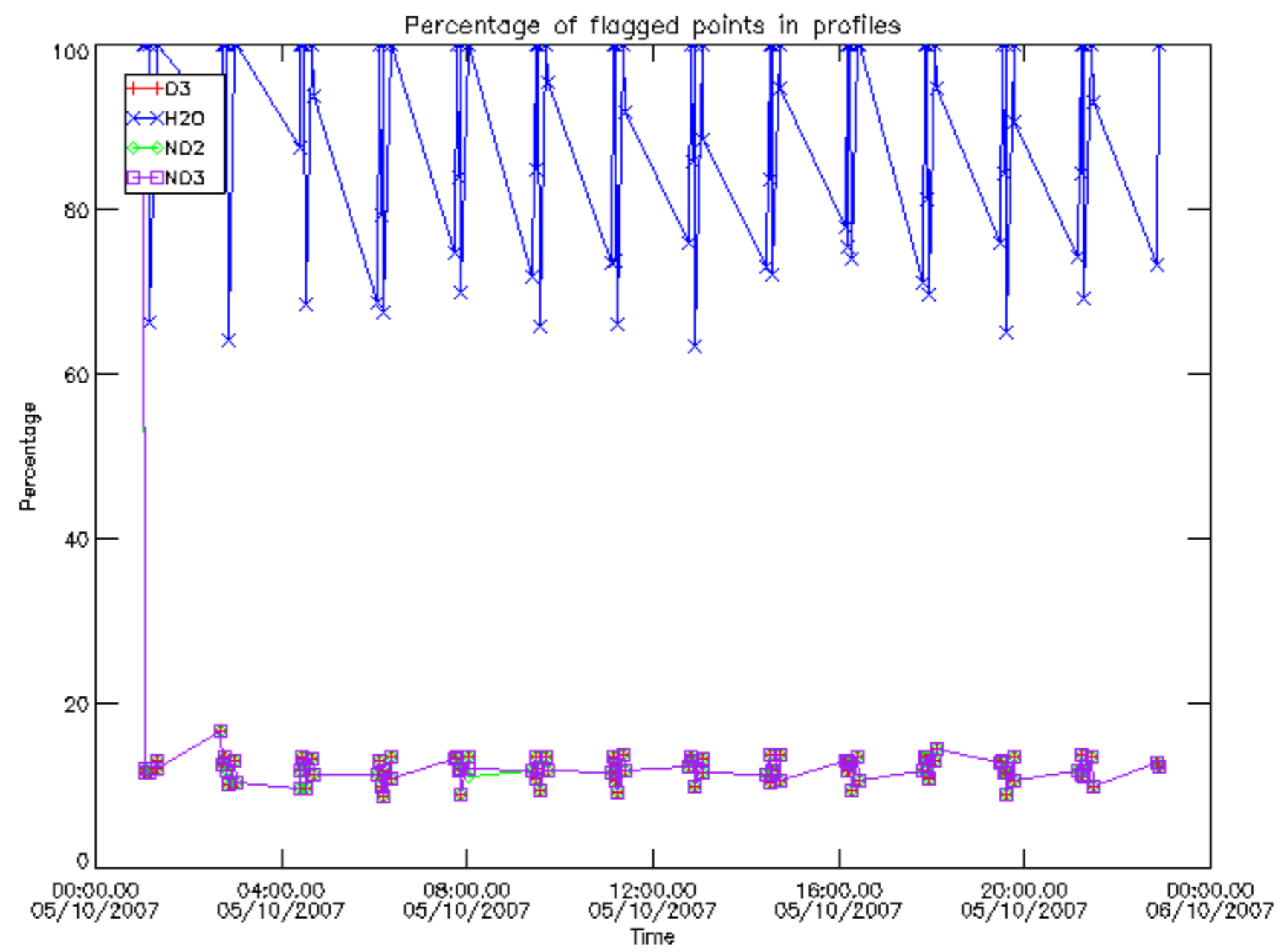




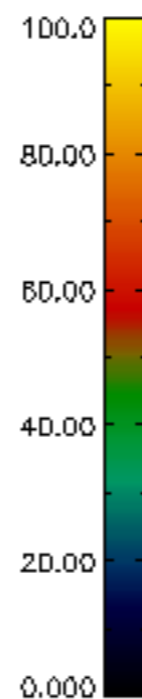
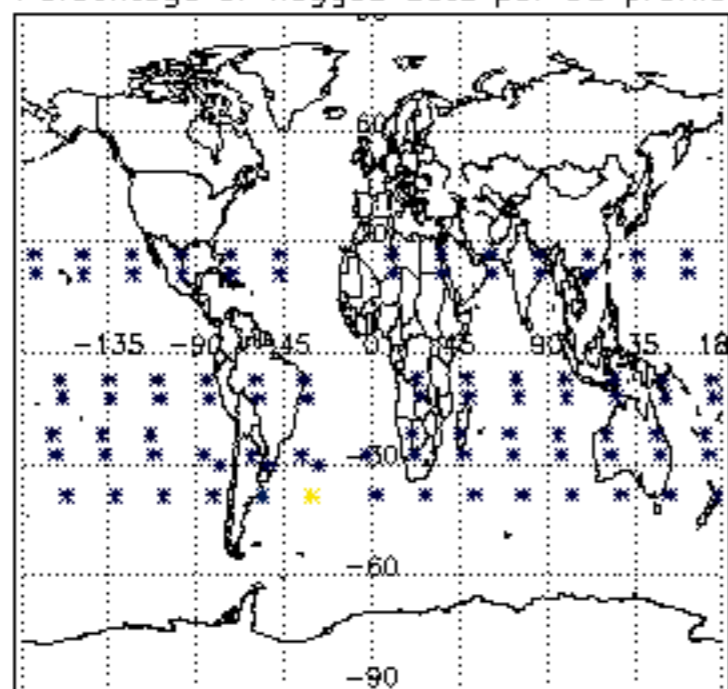




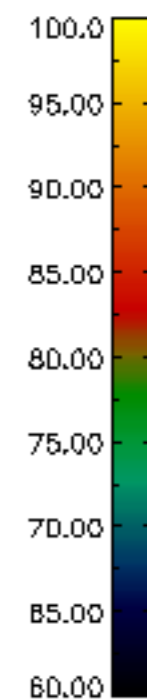
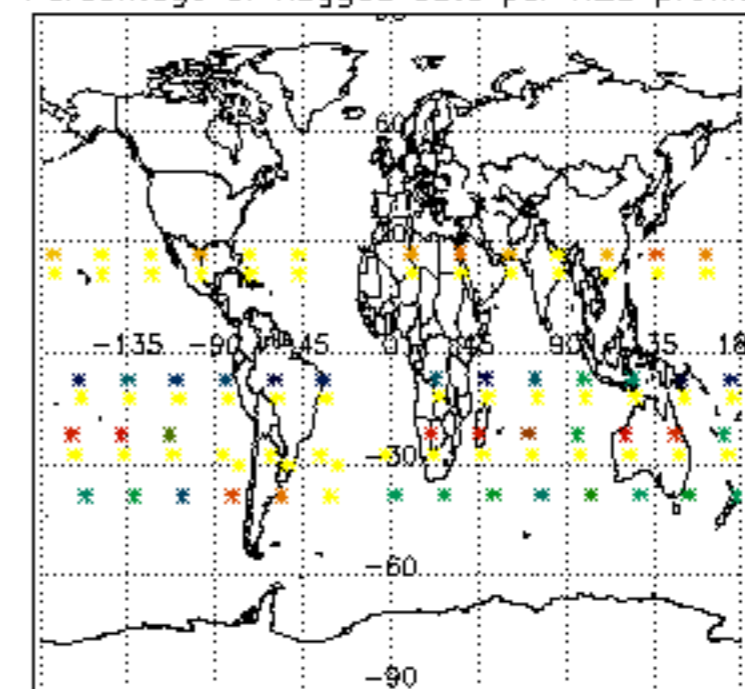




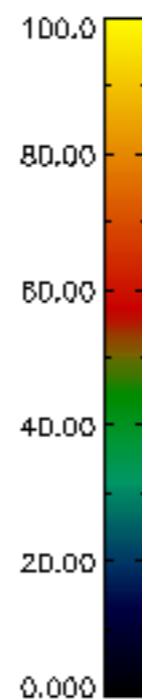
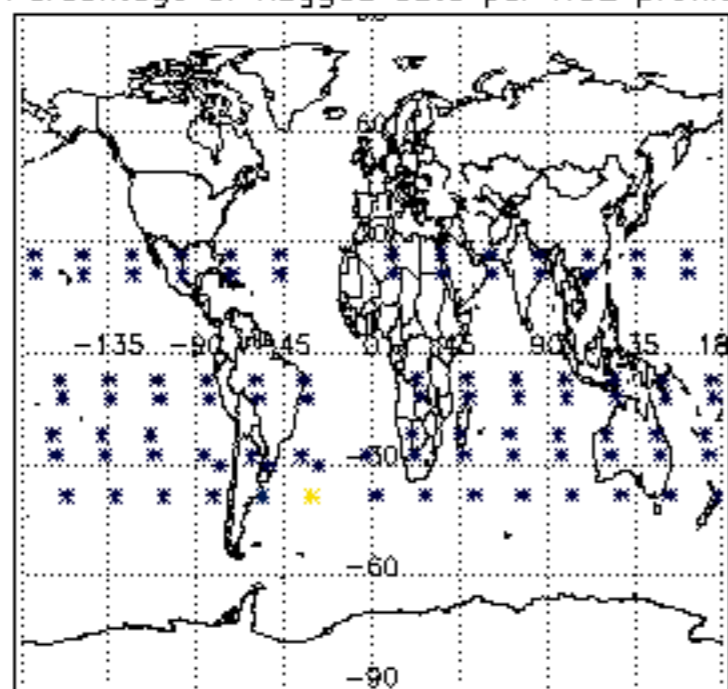
Percentage of flagged data per D3 profile



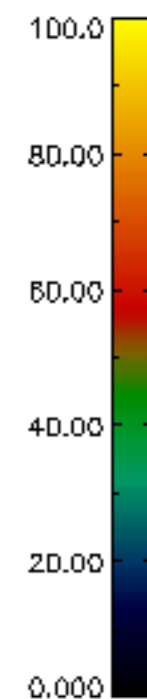
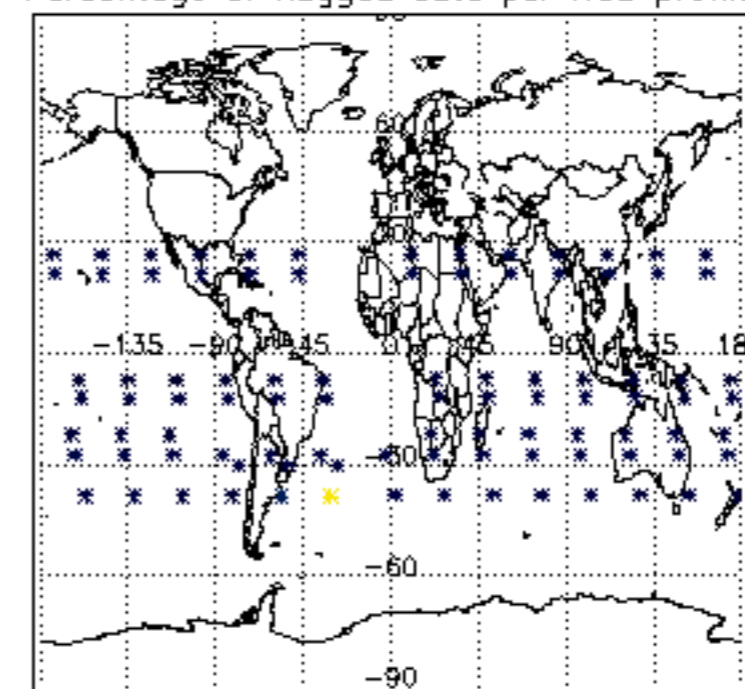
Percentage of flagged data per H2O profile

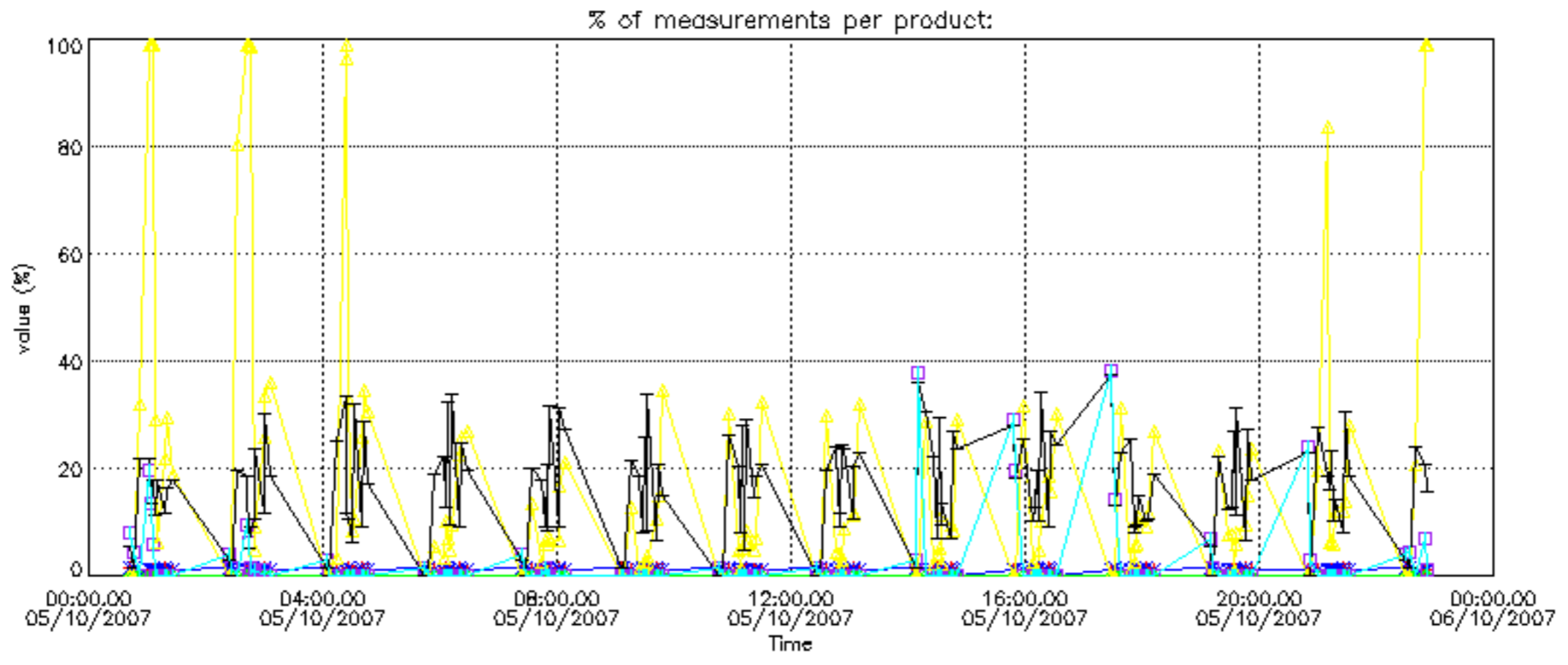


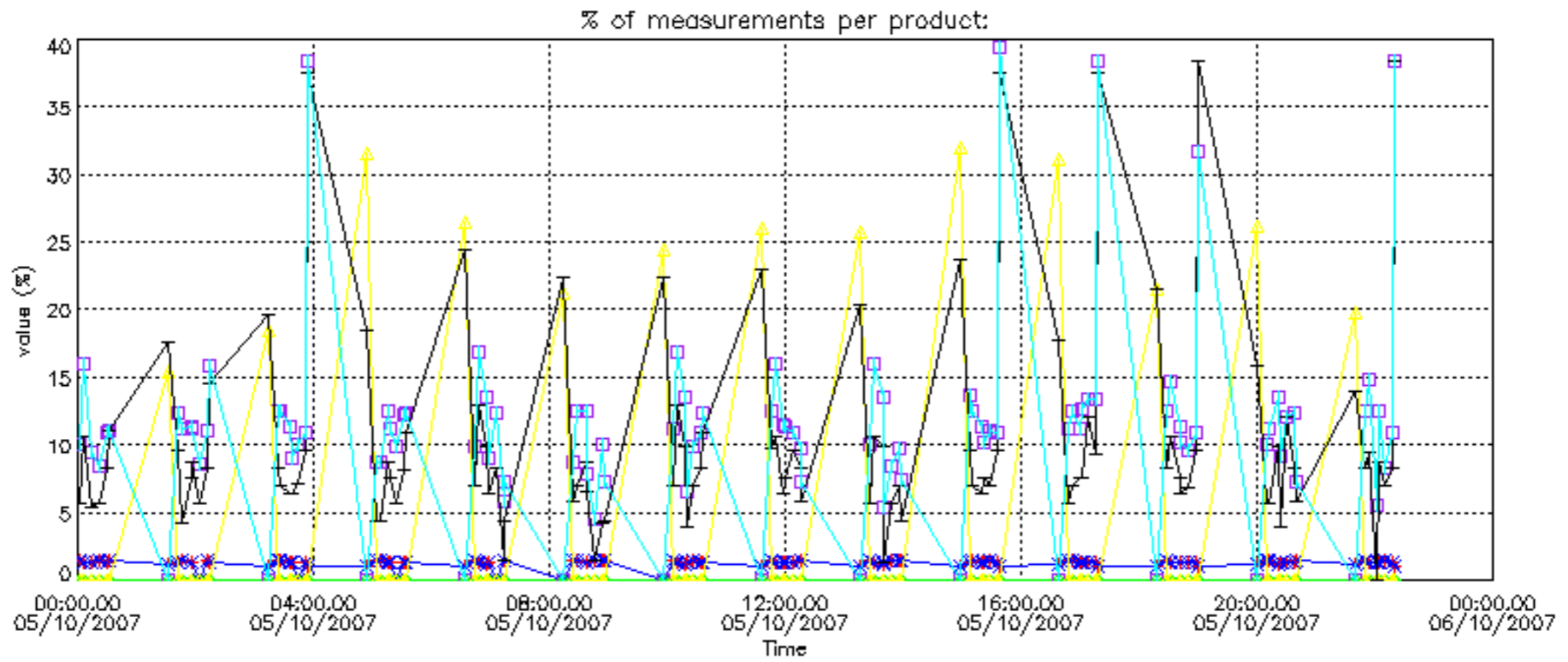
Percentage of flagged data per NO2 profile



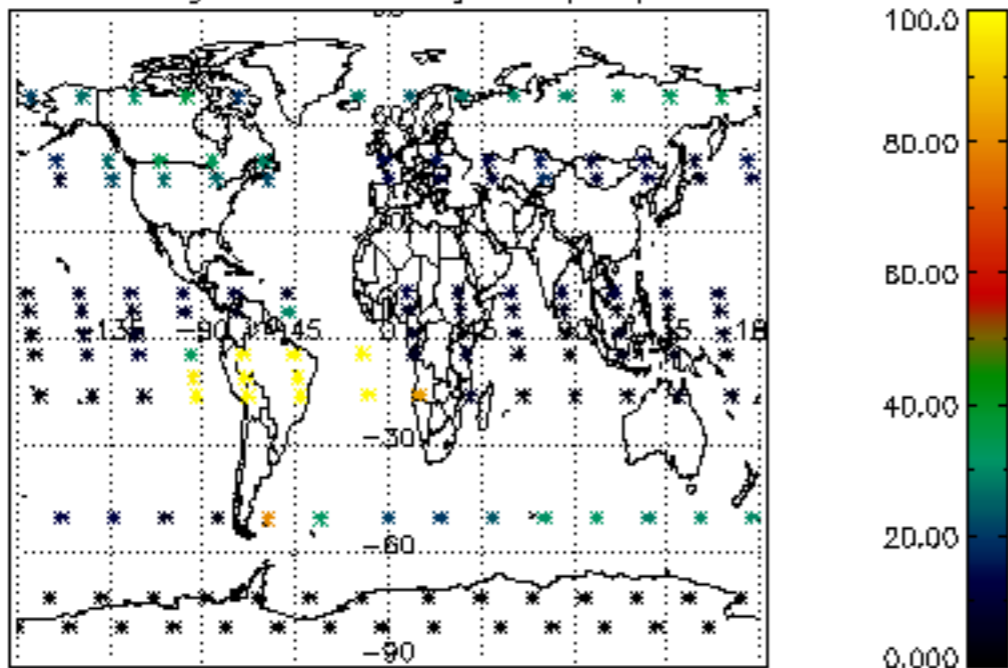
Percentage of flagged data per NO3 profile



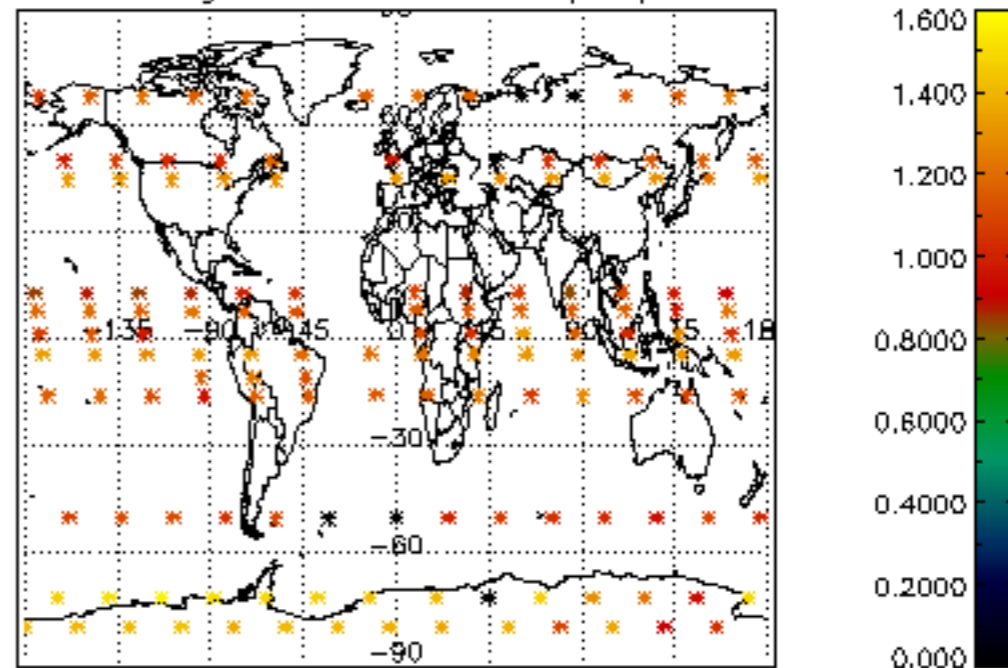




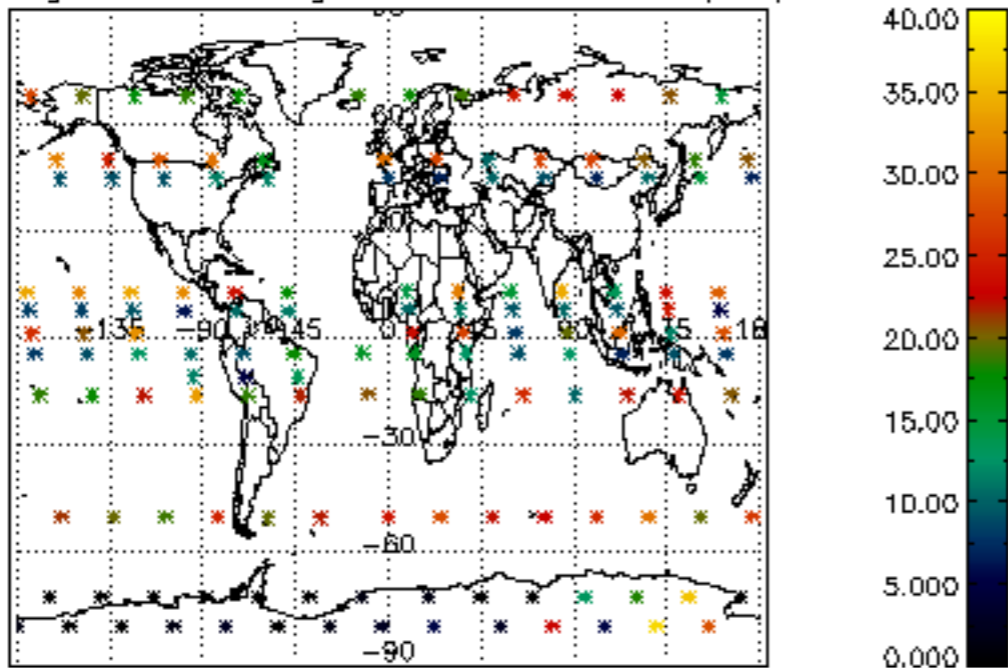
Percentage of cosmic ray hits per profile



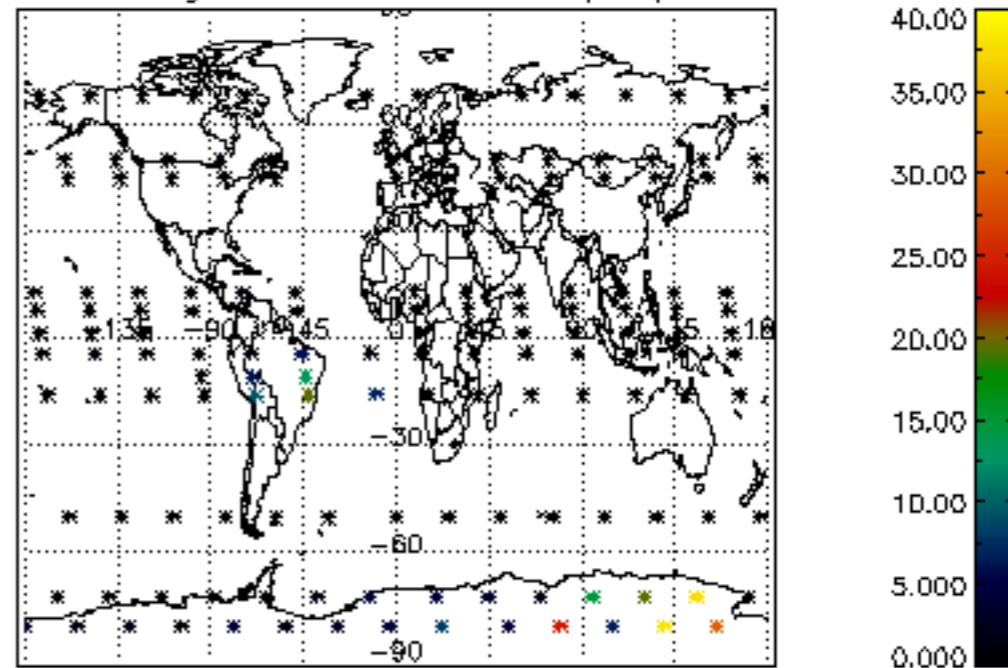
Percentage of datation errors per profile



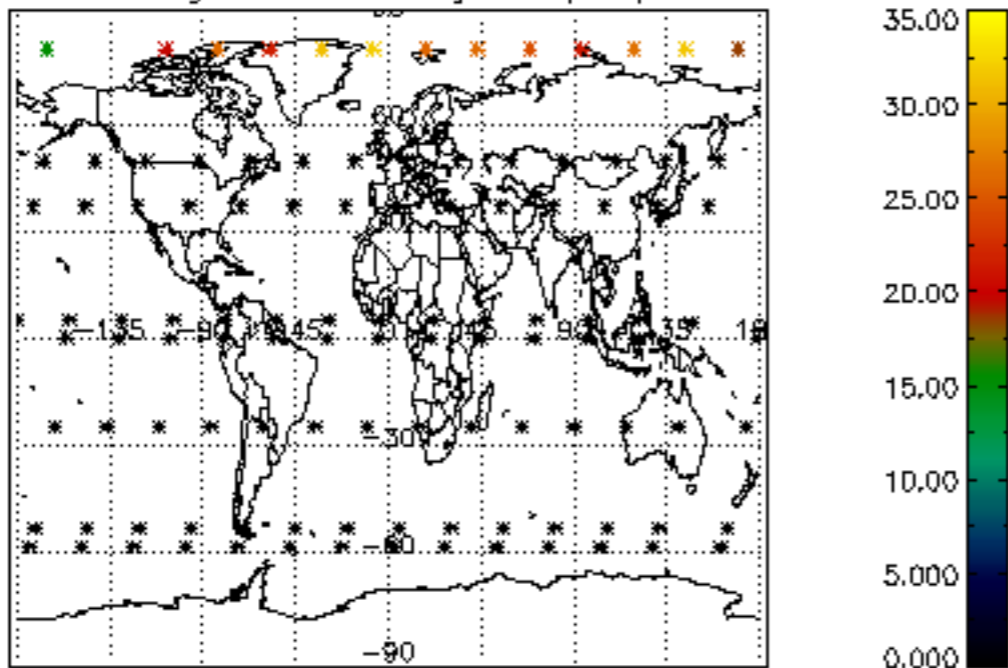
Percentage of star falling outside central band per profile



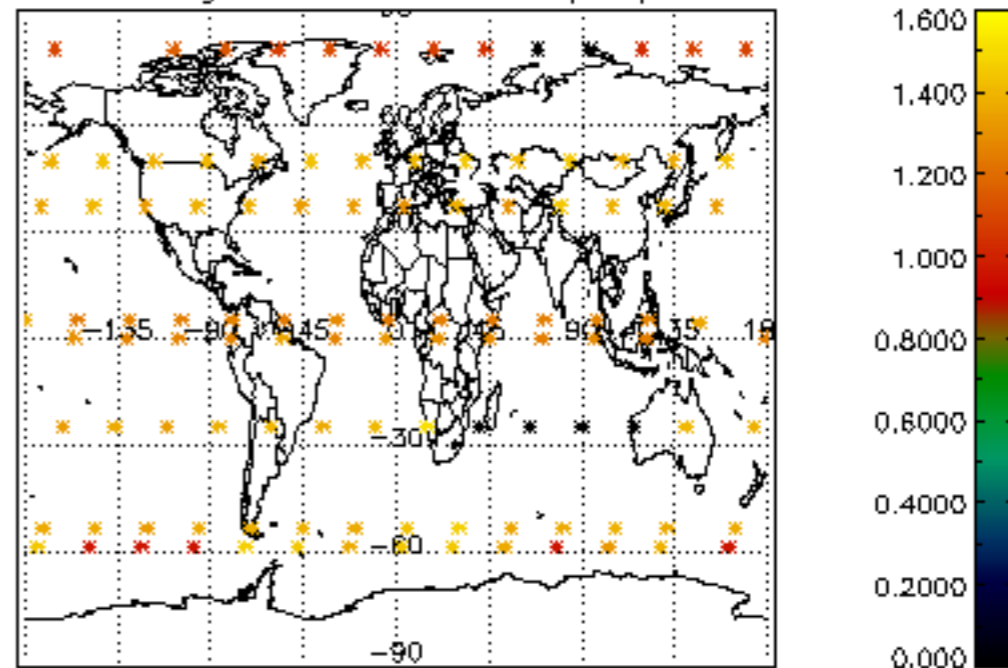
Percentage of saturation errors per profile



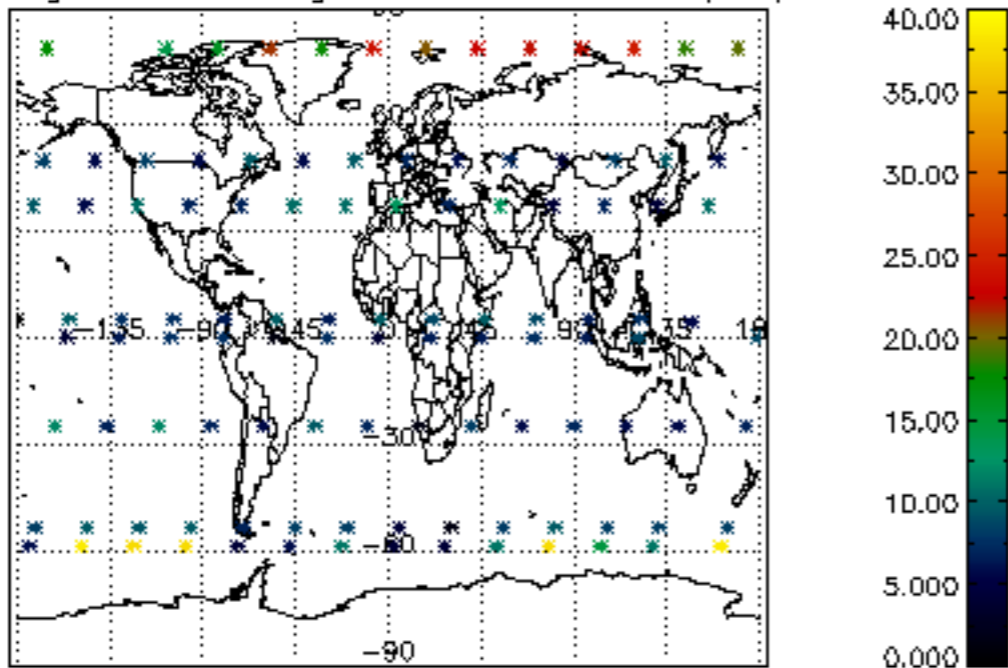
Percentage of cosmic ray hits per profile



Percentage of datation errors per profile



Percentage of star falling outside central band per profile



Percentage of saturation errors per profile

