

GOMOS Level 2 Daily Report

SUMMARY

[1. General Info](#)

[2. Summary of processed GOM_NL_2P products](#)

[3. Level 2 Quality information per product](#)

[3.1 Plot of level 2 quality information per product \(time dependant\)](#)

[3.2 Plot of level 2 quality information per product \(world map\)](#)

[4. Level 1 Quality information per product \(stored on level 2 products\)](#)

[4.1 Plot of level 1 quality information per product \(time dependant\)](#)

[4.1.1 Plot of level 1 quality information per product \(time dependant\): ASCENDING](#)

[4.1.2 Plot of level 1 quality information per product \(time dependant\): DESCENDING](#)

[4.2 Plot of level 1 quality information per product \(world map\)](#)

[4.2.1 Plot of level 1 quality information per product \(world map\): ASCENDING](#)

[4.2.2 Plot of level 1 quality information per product \(world map\): DESCENDING](#)

[5. Ozone profiles based on quality statistics and other trace gas profiles](#)

[5.1 Ozone statistics based on quality of products](#)

[5.2 Plot ozone profiles for all STD \(dark without errors\)](#)

[5.3 Plot ozone profiles where STD < 20% \(dark without errors\)](#)

[5.4. Plot ozone profiles where STD < 10% \(dark without errors\)](#)

[5.5. Plot ozone profiles where STD < 5% \(dark without errors\)](#)

[5.6 Plot NO2 profiles for all STD \(dark without errors\)](#)

[5.7 Plot NO3 profiles for all STD \(dark without errors\)](#)

[5.8 Plot H2O profiles \(only for occultations of stars 1,2,3,4,13,14,16,26,63 dark without errors\) for all STD](#)

[6. Auxiliary Data Files used for the production reported in section 2](#)

This report presents the daily analysis on parameters extracted from GOMOS level 2 data (GOM_NL__2P). It is intended to monitor some important parameters that will impact the quality of these products. A list of level 2 products (and content) that have arrived during the reporting day to the PCF is also given.

Item	Value
Time of report generation	23APR2013 06:45:13
Data source version	GOMOS/6.01
Start time of products	04-10-2007 (04OCT2007 00:00:00)
Stop time of products	05-10-2007 (05OCT2007 00:00:00)
Store outputs in DB	Yes
Nb of level 2 prods	259
Nb of prods with errors	0

2. Summary of processed GOM_NL__2P products.

Nr	Filename	UTC Start time	Limb	Duration	Star Id	Star Name	Star Mag	Star Temp	Nb Meas	Orbit	Prod. error
1	GOM_NL__2PRFIN20071004_000041_000000602062_00131_29243_9903.N1	04-OCT-2007 00:00:41	Dark	60.000	2	Alp Car	-0.73600	7000.0	120	29243	No
2	GOM_NL__2PRFIN20071004_000949_000000392062_00131_29243_9904.N1	04-OCT-2007 00:09:49	Dark	39.000	143	Alp Hyi	2.8570	7200.0	78	29243	No
3	GOM_NL__2PRFIN20071004_001116_000000422062_00131_29243_9905.N1	04-OCT-2007 00:11:16	Dark	41.500	9	Alp Eri	0.45300	24000.	83	29243	No
4	GOM_NL__2PRFIN20071004_001634_000000422062_00131_29243_9906.N1	04-OCT-2007 00:16:34	Straylight	41.500	84	Alp Phe	2.3970	4500.0	83	29243	No
5	GOM_NL__2PRFIN20071004_002325_000000472062_00131_29243_9907.N1	04-OCT-2007 00:23:25	Straylight	46.500	52	16Bet Cet	2.0370	4500.0	93	29243	No
6	GOM_NL__2PRFIN20071004_003333_000000372062_00131_29243_9908.N1	04-OCT-2007 00:33:33	Bright	37.000	90	54Alp Peg	2.4870	11000.	74	29243	No
7	GOM_NL__2PRFIN20071004_003710_000000382062_00131_29243_9909.N1	04-OCT-2007 00:37:10	Bright	38.000	93	53Bet Peg	2.5200	3100.0	76	29243	No
8	GOM_NL__2PRFIN20071004_004625_000000382062_00131_29243_9910.N1	04-OCT-2007 00:46:25	Bright	38.000	74	11Bet Cas	2.2680	6600.0	76	29243	No
9	GOM_NL__2PRFIN20071004_004741_000000372062_00131_29243_9911.N1	04-OCT-2007 00:47:41	Bright	36.500	76	27Gam Cas	2.3000	30000.	73	29243	No
10	GOM_NL__2PRFIN20071004_005431_000000362062_00131_29243_9912.N1	04-OCT-2007 00:54:31	Bright	36.000	49	1Alp UMi	1.9900	6300.0	72	29243	No
11	GOM_NL__2PRFIN20071004_010232_000000362062_00131_29243_9913.N1	04-OCT-2007 01:02:32	Bright	36.000	36	50Alp UMa	1.8000	6300.0	72	29243	No
12	GOM_NL__2PRFIN20071004_010403_000000362062_00131_29243_9914.N1	04-OCT-2007 01:04:03	Bright	35.500	82	48Bet UMa	2.3650	10600.	71	29243	No
13	GOM_NL__2PRFIN20071004_011358_000000362062_00131_29243_9915.N1	04-OCT-2007 01:13:58	Bright	35.500	166	17Eps Leo	2.9800	6000.0	71	29243	No
14	GOM_NL__2PRFIN20071004_011703_000000352062_00131_29243_9916.N1	04-OCT-2007 01:17:03	Bright	34.500	22	32Alp Leo	1.3600	15200.	69	29243	No
15	GOM_NL__2PRFIN20071004_012339_000000462062_00131_29243_9917.N1	04-OCT-2007 01:23:39	Twilight	45.500	48	30Alp Hya	1.9770	4100.0	91	29243	No
16	GOM_NL__2PRFIN20071004_013320_000000432062_00131_29243_9918.N1	04-OCT-2007 01:33:20	Dark	42.500	65	Lam Vel	2.2040	4400.0	85	29243	No
17	GOM_NL__2PRFIN20071004_013601_000000422062_00131_29243_9919.N1	04-OCT-2007 01:36:01	Dark	41.500	34	Gam2Vel	1.7930	23000.	83	29243	No
18	GOM_NL__2PRFIN20071004_013953_000000472062_00132_29244_9916.N1	04-OCT-2007 01:39:53	Dark	47.000	161	Tau Pup	2.9310	4500.0	94	29244	No
19	GOM_NL__2PRFIN20071004_014118_000000492062_00132_29244_9917.N1	04-OCT-2007 01:41:18	Dark	48.500	2	Alp Car	-0.73600	7000.0	97	29244	No
20	GOM_NL__2PRFIN20071004_015025_000000382062_00132_29244_9918.N1	04-OCT-2007 01:50:25	Dark	37.500	143	Alp Hyi	2.8570	7200.0	75	29244	No
21	GOM_NL__2PRFIN20071004_015153_000000442062_00132_29244_9919.N1	04-OCT-2007 01:51:53	Dark	43.500	9	Alp Eri	0.45300	24000.	87	29244	No
22	GOM_NL__2PRFIN20071004_015710_000000432062_00132_29244_9920.N1	04-OCT-2007 01:57:10	Straylight	42.500	84	Alp Phe	2.3970	4500.0	85	29244	No
23	GOM_NL__2PRFIN20071004_020401_000000482062_00132_29244_9921.N1	04-OCT-2007 02:04:01	Straylight	48.000	52	16Bet Cet	2.0370	4500.0	96	29244	No
24	GOM_NL__2PRFIN20071004_021409_000000362062_00132_29244_9922.N1	04-OCT-2007 02:14:09	Bright	36.000	90	54Alp Peg	2.4870	11000.	72	29244	No
25	GOM_NL__2PRFIN20071004_021746_000000382062_00132_29244_9923.N1	04-OCT-2007 02:17:46	Bright	38.000	93	53Bet Peg	2.5200	3100.0	76	29244	No
26	GOM_NL__2PRFIN20071004_022701_000000382062_00132_29244_9924.N1	04-OCT-2007 02:27:01	Bright	37.500	74	11Bet Cas	2.2680	6600.0	75	29244	No
27	GOM_NL__2PRFIN20071004_022817_000000372062_00132_29244_9925.N1	04-OCT-2007 02:28:17	Bright	36.500	76	27Gam Cas	2.3000	30000.	73	29244	No
28	GOM_NL__2PRFIN20071004_023507_000000352062_00132_29244_9926.N1	04-OCT-2007 02:35:07	Bright	35.000	49	1Alp UMi	1.9900	6300.0	70	29244	No
29	GOM_NL__2PRFIN20071004_024308_000000522062_00132_29244_9927.N1	04-OCT-2007 02:43:08	Bright	52.000	36	50Alp UMa	1.8000	6300.0	104	29244	No
30	GOM_NL__2PRFIN20071004_024439_000000412062_00132_29244_9928.N1	04-OCT-2007 02:44:39	Bright	41.000	82	48Bet UMa	2.3650	10600.	82	29244	No
31	GOM_NL__2PRFIN20071004_025434_000000372062_00132_29244_9929.N1	04-OCT-2007 02:54:34	Bright	36.500	166	17Eps Leo	2.9800	6000.0	73	29244	No
32	GOM_NL__2PRFIN20071004_025739_000000342062_00132_29244_9930.N1	04-OCT-2007 02:57:39	Bright	34.000	22	32Alp Leo	1.3600	15200.	68	29244	No
33	GOM_NL__2PRFIN20071004_030416_000000482062_00132_29244_9931.N1	04-OCT-2007 03:04:16	Twilight	47.500	48	30Alp Hya	1.9770	4100.0	95	29244	No
34	GOM_NL__2PRFIN20071004_031356_000000442062_00132_29244_9932.N1	04-OCT-2007 03:13:56	Dark	43.500	65	Lam Vel	2.2040	4400.0	87	29244	No
35	GOM_NL__2PRFIN20071004_031638_000000432062_00132_29244_9933.N1	04-OCT-2007 03:16:38	Dark	42.500	34	Gam2Vel	1.7930	23000.	85	29244	No
36	GOM_NL__2PRFIN20071004_032030_000000462062_00133_29245_9923.N1	04-OCT-2007 03:20:30	Dark	46.000	161	Tau Pup	2.9310	4500.0	92	29245	No
37	GOM_NL__2PRFIN20071004_032154_000000452062_00133_29245_9924.N1	04-OCT-2007 03:21:54	Dark	45.000	2	Alp Car	-0.73600	7000.0	90	29245	No
38	GOM_NL__2PRFIN20071004_033101_000000392062_00133_29245_9925.N1	04-OCT-2007 03:31:01	Dark	39.000	143	Alp Hyi	2.8570	7200.0	78	29245	No
39	GOM_NL__2PRFIN20071004_033229_000000402062_00133_29245_9926.N1	04-OCT-2007 03:32:29	Dark	39.500	9	Alp Eri	0.45300	24000.	79	29245	No
40	GOM_NL__2PRFIN20071004_033747_000000402062_00133_29245_9927.N1	04-OCT-2007 03:37:47	Straylight	40.000	84	Alp Phe	2.3970	4500.0	80	29245	No
41	GOM_NL__2PRFIN20071004_034438_000000472062_00133_29245_9928.N1	04-OCT-2007 03:44:38	Straylight	46.500	52	16Bet Cet	2.0370	4500.0	93	29245	No
42	GOM_NL__2PRFIN20071004_035445_000000362062_00133_29245_9929.N1	04-OCT-2007 03:54:45	Bright	36.000	90	54Alp Peg	2.4870	11000.	72	29245	No

43	GOM_NL__2PRFIN20071004_035822_000000372062_00133_29245_9930.N1	04-OCT-2007 03:58:22	Bright	36.500	93	53Bet Peg	2.5200	3100.0	73	29245	No
44	GOM_NL__2PRFIN20071004_040737_000000382062_00133_29245_9931.N1	04-OCT-2007 04:07:37	Bright	38.000	74	11Bet Cas	2.2680	6600.0	76	29245	No
45	GOM_NL__2PRFIN20071004_040853_000000392062_00133_29245_9932.N1	04-OCT-2007 04:08:53	Bright	39.000	76	27Gam Cas	2.3000	30000.	78	29245	No
46	GOM_NL__2PRFIN20071004_041543_000000332062_00133_29245_9933.N1	04-OCT-2007 04:15:43	Bright	32.500	49	1Alp UMi	1.9900	6300.0	65	29245	No
47	GOM_NL__2PRFIN20071004_042344_000000372062_00133_29245_9934.N1	04-OCT-2007 04:23:44	Bright	36.500	36	50Alp UMa	1.8000	6300.0	73	29245	No
48	GOM_NL__2PRFIN20071004_042515_000000522062_00133_29245_9935.N1	04-OCT-2007 04:25:15	Bright	52.000	82	48Bet UMa	2.3650	10600.	104	29245	No
49	GOM_NL__2PRFIN20071004_043510_000000362062_00133_29245_9936.N1	04-OCT-2007 04:35:10	Bright	36.000	166	17Eps Leo	2.9800	6000.0	72	29245	No
50	GOM_NL__2PRFIN20071004_043815_000000342062_00133_29245_9937.N1	04-OCT-2007 04:38:15	Bright	33.500	22	32Alp Leo	1.3600	15200.	67	29245	No
51	GOM_NL__2PRFIN20071004_044452_000000472062_00133_29245_9938.N1	04-OCT-2007 04:44:52	Twilight	46.500	48	30Alp Hya	1.9770	4100.0	93	29245	No
52	GOM_NL__2PRFIN20071004_045432_000000452062_00133_29245_9939.N1	04-OCT-2007 04:54:32	Dark	45.000	65	Lam Vel	2.2040	4400.0	90	29245	No
53	GOM_NL__2PRFIN20071004_045714_000000392062_00133_29245_9940.N1	04-OCT-2007 04:57:14	Dark	39.000	34	Gam2Vel	1.7930	23000.	78	29245	No
54	GOM_NL__2PRFIN20071004_050107_000000442062_00134_29246_9944.N1	04-OCT-2007 05:01:07	Dark	44.000	161	Tau Pup	2.9310	4500.0	88	29246	No
55	GOM_NL__2PRFIN20071004_050231_000000582062_00134_29246_9945.N1	04-OCT-2007 05:02:31	Dark	58.000	2	Alp Car	-0.73600	7000.0	116	29246	No
56	GOM_NL__2PRFIN20071004_051138_000000392062_00134_29246_9946.N1	04-OCT-2007 05:11:38	Dark	39.000	143	Alp Hyi	2.8570	7200.0	78	29246	No
57	GOM_NL__2PRFIN20071004_051305_000000422062_00134_29246_9947.N1	04-OCT-2007 05:13:05	Dark	41.500	9	Alp Eri	0.45300	24000.	83	29246	No
58	GOM_NL__2PRFIN20071004_051823_000000392062_00134_29246_9948.N1	04-OCT-2007 05:18:23	Straylight	38.500	84	Alp Phe	2.3970	4500.0	77	29246	No
59	GOM_NL__2PRFIN20071004_052514_000000492062_00134_29246_9949.N1	04-OCT-2007 05:25:14	Straylight	48.500	52	16Bet Cet	2.0370	4500.0	97	29246	No
60	GOM_NL__2PRFIN20071004_053521_000000352062_00134_29246_9950.N1	04-OCT-2007 05:35:21	Bright	35.000	90	54Alp Peg	2.4870	11000.	70	29246	No
61	GOM_NL__2PRFIN20071004_053858_000000362062_00134_29246_9951.N1	04-OCT-2007 05:38:58	Bright	35.500	93	53Bet Peg	2.5200	3100.0	71	29246	No
62	GOM_NL__2PRFIN20071004_054813_000000382062_00134_29246_9952.N1	04-OCT-2007 05:48:13	Bright	37.500	74	11Bet Cas	2.2680	6600.0	75	29246	No
63	GOM_NL__2PRFIN20071004_054928_000000402062_00134_29246_9953.N1	04-OCT-2007 05:49:28	Bright	40.000	76	27Gam Cas	2.3000	30000.	80	29246	No
64	GOM_NL__2PRFIN20071004_055619_000000362062_00134_29246_9954.N1	04-OCT-2007 05:56:19	Bright	36.000	49	1Alp UMi	1.9900	6300.0	72	29246	No
65	GOM_NL__2PRFIN20071004_060420_000000372062_00134_29246_9955.N1	04-OCT-2007 06:04:20	Bright	36.500	36	50Alp UMa	1.8000	6300.0	73	29246	No
66	GOM_NL__2PRFIN20071004_060551_000000352062_00134_29246_9956.N1	04-OCT-2007 06:05:51	Bright	34.500	82	48Bet UMa	2.3650	10600.	69	29246	No
67	GOM_NL__2PRFIN20071004_061546_000000352062_00134_29246_9957.N1	04-OCT-2007 06:15:46	Bright	35.000	166	17Eps Leo	2.9800	6000.0	70	29246	No
68	GOM_NL__2PRFIN20071004_061852_000000342062_00134_29246_9958.N1	04-OCT-2007 06:18:52	Bright	33.500	22	32Alp Leo	1.3600	15200.	67	29246	No
69	GOM_NL__2PRFIN20071004_062529_000000492062_00134_29246_9959.N1	04-OCT-2007 06:25:29	Twilight	48.500	48	30Alp Hya	1.9770	4100.0	97	29246	No
70	GOM_NL__2PRFIN20071004_063509_000000472062_00134_29246_9960.N1	04-OCT-2007 06:35:09	Dark	47.000	65	Lam Vel	2.2040	4400.0	94	29246	No
71	GOM_NL__2PRFIN20071004_063751_000000472062_00134_29246_9961.N1	04-OCT-2007 06:37:51	Dark	46.500	34	Gam2Vel	1.7930	23000.	93	29246	No
72	GOM_NL__2PRFIN20071004_064144_000000472062_00135_29247_9958.N1	04-OCT-2007 06:41:44	Dark	47.000	161	Tau Pup	2.9310	4500.0	94	29247	No
73	GOM_NL__2PRFIN20071004_064308_000000592062_00135_29247_9959.N1	04-OCT-2007 06:43:08	Dark	59.000	2	Alp Car	-0.73600	7000.0	118	29247	No
74	GOM_NL__2PRFIN20071004_065214_000000382062_00135_29247_9960.N1	04-OCT-2007 06:52:14	Dark	38.000	143	Alp Hyi	2.8570	7200.0	76	29247	No
75	GOM_NL__2PRFIN20071004_065342_000000512062_00135_29247_9961.N1	04-OCT-2007 06:53:42	Dark	51.000	9	Alp Eri	0.45300	24000.	102	29247	No
76	GOM_NL__2PRFIN20071004_065859_000000452062_00135_29247_9962.N1	04-OCT-2007 06:58:59	Straylight	45.000	84	Alp Phe	2.3970	4500.0	90	29247	No
77	GOM_NL__2PRFIN20071004_070550_000000492062_00135_29247_9963.N1	04-OCT-2007 07:05:50	Straylight	49.000	52	16Bet Cet	2.0370	4500.0	98	29247	No
78	GOM_NL__2PRFIN20071004_071557_000000352062_00135_29247_9964.N1	04-OCT-2007 07:15:57	Bright	35.000	90	54Alp Peg	2.4870	11000.	70	29247	No
79	GOM_NL__2PRFIN20071004_071934_000000392062_00135_29247_9965.N1	04-OCT-2007 07:19:34	Bright	38.500	93	53Bet Peg	2.5200	3100.0	77	29247	No
80	GOM_NL__2PRFIN20071004_072848_000000382062_00135_29247_9966.N1	04-OCT-2007 07:28:48	Bright	38.000	74	11Bet Cas	2.2680	6600.0	76	29247	No
81	GOM_NL__2PRFIN20071004_073004_000000392062_00135_29247_9967.N1	04-OCT-2007 07:30:04	Bright	39.000	76	27Gam Cas	2.3000	30000.	78	29247	No
82	GOM_NL__2PRFIN20071004_073655_000000372062_00135_29247_9968.N1	04-OCT-2007 07:36:55	Bright	36.500	49	1Alp UMi	1.9900	6300.0	73	29247	No
83	GOM_NL__2PRFIN20071004_074457_000000372062_00135_29247_9969.N1	04-OCT-2007 07:44:57	Bright	37.000	36	50Alp UMa	1.8000	6300.0	74	29247	No
84	GOM_NL__2PRFIN20071004_074627_000000352062_00135_29247_9970.N1	04-OCT-2007 07:46:27	Bright	35.000	82	48Bet UMa	2.3650	10600.	70	29247	No
85	GOM_NL__2PRFIN20071004_075623_000000362062_00135_29247_9971.N1	04-OCT-2007 07:56:23	Bright	35.500	166	17Eps Leo	2.9800	6000.0	71	29247	No
86	GOM_NL__2PRFIN20071004_075928_000000332062_00135_29247_9972.N1	04-OCT-2007 07:59:28	Bright	33.000	22	32Alp Leo	1.3600	15200.	66	29247	No
87	GOM_NL__2PRFIN20071004_080605_000000452062_00135_29247_9973.N1	04-OCT-2007 08:06:05	Twilight	45.000	48	30Alp Hya	1.9770	4100.0	90	29247	No
88	GOM_NL__2PRFIN20071004_081545_000000442062_00135_29247_9974.N1	04-OCT-2007 08:15:45	Dark	43.500	65	Lam Vel	2.2040	4400.0	87	29247	No
89	GOM_NL__2PRFIN20071004_081828_000000412062_00135_29247_9975.N1	04-OCT-2007 08:18:28	Dark	41.000	34	Gam2Vel	1.7930	23000.	82	29247	No
90	GOM_NL__2PRFIN20071004_082220_000000422062_00136_29248_9969.N1	04-OCT-2007 08:22:20	Dark	42.000	161	Tau Pup	2.9310	4500.0	84	29248	No
91	GOM_NL__2PRFIN20071004_082345_000000602062_00136_29248_9970.N1	04-OCT-2007 08:23:45	Dark	60.000	2	Alp Car	-0.73600	7000.0	120	29248	No
92	GOM_NL__2PRFIN20071004_083250_000000392062_00136_29248_9971.N1	04-OCT-2007 08:32:50	Dark	38.500	143	Alp Hyi	2.8570	7200.0	77	29248	No
93	GOM_NL__2PRFIN20071004_083418_000000452062_00136_29248_9972.N1	04-OCT-2007 08:34:18	Dark	44.500	9	Alp Eri	0.45300	24000.	89	29248	No
94	GOM_NL__2PRFIN20071004_083935_000000412062_00136_29248_9973.N1	04-OCT-2007 08:39:35	Straylight	40.500	84	Alp Phe	2.3970	4500.0	81	29248	No
95	GOM_NL__2PRFIN20071004_084626_000000492062_00136_29248_9974.N1	04-OCT-2007 08:46:26	Straylight	49.000	52	16Bet Cet	2.0370	4500.0	98	29248	No
96	GOM_NL__2PRFIN20071004_085633_000000362062_00136_29248_9975.N1	04-OCT-2007 08:56:33	Bright	35.500	90	54Alp Peg	2.4870	11000.	71	29248	No
97	GOM_NL__2PRFIN20071004_090010_000000362062_00136_29248_9976.N1	04-OCT-2007 09:00:10	Bright	36.000	93	53Bet Peg	2.5200	3100.0	72	29248	No
98	GOM_NL__2PRFIN20071004_090924_000000372062_00136_29248_9977.N1	04-OCT-2007 09:09:24	Bright	37.000	74	11Bet Cas	2.2680	6600.0	74	29248	No
99	GOM_NL__2PRFIN20071004_091039_000000402062_00136_29248_9978.N1	04-OCT-2007 09:10:39	Bright	39.500	76	27Gam Cas	2.3000	30000.	79	29248	No
100	GOM_NL__2PRFIN20071004_091731_000000372062_00136_29248_9979.N1	04-OCT-2007 09:17:31	Bright	36.500	49	1Alp UMi	1.9900	6300.0	73	29248	No
101	GOM_NL__2PRFIN20071004_092533_000000352062_00136_29248_9980.N1	04-OCT-2007 09:25:33	Bright	34.500	36	50Alp UMa	1.8000	6300.0	69	29248	No

102	GOM_NL__2PRFIN20071004_092703_000000342062_00136_29248_9981.N1	04-OCT-2007 09:27:03	Bright	33.500	82	48Bet UMa	2.3650	10600.	67	29248	No
103	GOM_NL__2PRFIN20071004_093659_000000352062_00136_29248_9982.N1	04-OCT-2007 09:36:59	Bright	34.500	166	17Eps Leo	2.9800	6000.0	69	29248	No
104	GOM_NL__2PRFIN20071004_094004_000000322062_00136_29248_9983.N1	04-OCT-2007 09:40:04	Bright	32.000	22	32Alp Leo	1.3600	15200.	64	29248	No
105	GOM_NL__2PRFIN20071004_094641_000000472062_00136_29248_9984.N1	04-OCT-2007 09:46:41	Twilight	47.000	48	30Alp Hya	1.9770	4100.0	94	29248	No
106	GOM_NL__2PRFIN20071004_095621_000000462062_00136_29248_9985.N1	04-OCT-2007 09:56:21	Dark	45.500	65	Lam Vel	2.2040	4400.0	91	29248	No
107	GOM_NL__2PRFIN20071004_095904_000000402062_00136_29248_9986.N1	04-OCT-2007 09:59:04	Dark	40.000	34	Gam2Vel	1.7930	23000.	80	29248	No
108	GOM_NL__2PRFIN20071004_100257_000000442062_00137_29249_9979.N1	04-OCT-2007 10:02:57	Dark	44.000	161	Tau Pup	2.9310	4500.0	88	29249	No
109	GOM_NL__2PRFIN20071004_100421_000000592062_00137_29249_9980.N1	04-OCT-2007 10:04:21	Dark	59.000	2	Alp Car	-0.73600	7000.0	118	29249	No
110	GOM_NL__2PRFIN20071004_101327_000000382062_00137_29249_9981.N1	04-OCT-2007 10:13:27	Dark	37.500	143	Alp Hyi	2.8570	7200.0	75	29249	No
111	GOM_NL__2PRFIN20071004_101454_000000432062_00137_29249_9982.N1	04-OCT-2007 10:14:54	Dark	42.500	9	Alp Eri	0.45300	24000.	85	29249	No
112	GOM_NL__2PRFIN20071004_102011_000000432062_00137_29249_9983.N1	04-OCT-2007 10:20:11	Straylight	42.500	84	Alp Phe	2.3970	4500.0	85	29249	No
113	GOM_NL__2PRFIN20071004_102702_000000472062_00137_29249_9984.N1	04-OCT-2007 10:27:02	Straylight	47.000	52	16Bet Cet	2.0370	4500.0	94	29249	No
114	GOM_NL__2PRFIN20071004_103709_000000362062_00137_29249_9985.N1	04-OCT-2007 10:37:09	Bright	35.500	90	54Alp Peg	2.4870	11000.	71	29249	No
115	GOM_NL__2PRFIN20071004_104046_000000362062_00137_29249_9986.N1	04-OCT-2007 10:40:46	Bright	35.500	93	53Bet Peg	2.5200	3100.0	71	29249	No
116	GOM_NL__2PRFIN20071004_105000_000000382062_00137_29249_9987.N1	04-OCT-2007 10:50:00	Bright	38.000	74	11Bet Cas	2.2680	6600.0	76	29249	No
117	GOM_NL__2PRFIN20071004_105115_000000392062_00137_29249_9988.N1	04-OCT-2007 10:51:15	Bright	39.000	76	27Gam Cas	2.3000	30000.	78	29249	No
118	GOM_NL__2PRFIN20071004_105807_000000372062_00137_29249_9989.N1	04-OCT-2007 10:58:07	Bright	36.500	49	1Alp UMi	1.9900	6300.0	73	29249	No
119	GOM_NL__2PRFIN20071004_110608_000000342062_00137_29249_9990.N1	04-OCT-2007 11:06:08	Bright	33.500	36	50Alp UMa	1.8000	6300.0	67	29249	No
120	GOM_NL__2PRFIN20071004_110739_000000512062_00137_29249_9991.N1	04-OCT-2007 11:07:39	Bright	50.500	82	48Bet UMa	2.3650	10600.	101	29249	No
121	GOM_NL__2PRFIN20071004_111735_000000352062_00137_29249_9992.N1	04-OCT-2007 11:17:35	Bright	35.000	166	17Eps Leo	2.9800	6000.0	70	29249	No
122	GOM_NL__2PRFIN20071004_112040_000000342062_00137_29249_9993.N1	04-OCT-2007 11:20:40	Bright	33.500	22	32Alp Leo	1.3600	15200.	67	29249	No
123	GOM_NL__2PRFIN20071004_112718_000000452062_00137_29249_9994.N1	04-OCT-2007 11:27:18	Twilight	44.500	48	30Alp Hya	1.9770	4100.0	89	29249	No
124	GOM_NL__2PRFIN20071004_113658_000000462062_00137_29249_9995.N1	04-OCT-2007 11:36:58	Dark	45.500	65	Lam Vel	2.2040	4400.0	91	29249	No
125	GOM_NL__2PRFIN20071004_113941_000000402062_00137_29249_9996.N1	04-OCT-2007 11:39:41	Dark	40.000	34	Gam2Vel	1.7930	23000.	80	29249	No
126	GOM_NL__2PRFIN20071004_114334_000000452062_00138_29250_0003.N1	04-OCT-2007 11:43:34	Dark	44.500	161	Tau Pup	2.9310	4500.0	89	29250	No
127	GOM_NL__2PRFIN20071004_114458_000000572062_00138_29250_0004.N1	04-OCT-2007 11:44:58	Dark	57.000	2	Alp Car	-0.73600	7000.0	114	29250	No
128	GOM_NL__2PRFIN20071004_115403_000000402062_00138_29250_0005.N1	04-OCT-2007 11:54:03	Dark	40.000	143	Alp Hyi	2.8570	7200.0	80	29250	No
129	GOM_NL__2PRFIN20071004_115530_000000412062_00138_29250_0006.N1	04-OCT-2007 11:55:30	Dark	41.000	9	Alp Eri	0.45300	24000.	82	29250	No
130	GOM_NL__2PRFIN20071004_120048_000000392062_00138_29250_0007.N1	04-OCT-2007 12:00:48	Straylight	39.000	84	Alp Phe	2.3970	4500.0	78	29250	No
131	GOM_NL__2PRFIN20071004_120738_000000482062_00138_29250_0008.N1	04-OCT-2007 12:07:38	Straylight	48.000	52	16Bet Cet	2.0370	4500.0	96	29250	No
132	GOM_NL__2PRFIN20071004_121745_000000362062_00138_29250_0009.N1	04-OCT-2007 12:17:45	Bright	36.000	90	54Alp Peg	2.4870	11000.	72	29250	No
133	GOM_NL__2PRFIN20071004_122122_000000372062_00138_29250_0010.N1	04-OCT-2007 12:21:22	Bright	36.500	93	53Bet Peg	2.5200	3100.0	73	29250	No
134	GOM_NL__2PRFIN20071004_123035_000000382062_00138_29250_0011.N1	04-OCT-2007 12:30:35	Bright	38.000	74	11Bet Cas	2.2680	6600.0	76	29250	No
135	GOM_NL__2PRFIN20071004_123150_000000372062_00138_29250_0012.N1	04-OCT-2007 12:31:50	Bright	36.500	76	27Gam Cas	2.3000	30000.	73	29250	No
136	GOM_NL__2PRFIN20071004_123842_000000362062_00138_29250_0013.N1	04-OCT-2007 12:38:42	Bright	36.000	49	1Alp UMi	1.9900	6300.0	72	29250	No
137	GOM_NL__2PRFIN20071004_124644_000000332062_00138_29250_0014.N1	04-OCT-2007 12:46:44	Bright	32.500	36	50Alp UMa	1.8000	6300.0	65	29250	No
138	GOM_NL__2PRFIN20071004_124815_000000322062_00138_29250_0015.N1	04-OCT-2007 12:48:15	Bright	32.000	82	48Bet UMa	2.3650	10600.	64	29250	No
139	GOM_NL__2PRFIN20071004_125811_000000372062_00138_29250_0016.N1	04-OCT-2007 12:58:11	Bright	36.500	166	17Eps Leo	2.9800	6000.0	73	29250	No
140	GOM_NL__2PRFIN20071004_130116_000000342062_00138_29250_0017.N1	04-OCT-2007 13:01:16	Bright	33.500	22	32Alp Leo	1.3600	15200.	67	29250	No
141	GOM_NL__2PRFIN20071004_130754_000000452062_00138_29250_0018.N1	04-OCT-2007 13:07:54	Twilight	44.500	48	30Alp Hya	1.9770	4100.0	89	29250	No
142	GOM_NL__2PRFIN20071004_131734_000000472062_00138_29250_0019.N1	04-OCT-2007 13:17:34	Dark	47.000	65	Lam Vel	2.2040	4400.0	94	29250	No
143	GOM_NL__2PRFIN20071004_132017_000000462062_00138_29250_0020.N1	04-OCT-2007 13:20:17	Dark	46.000	34	Gam2Vel	1.7930	23000.	92	29250	No
144	GOM_NL__2PRFIN20071004_132410_000000432062_00139_29251_0009.N1	04-OCT-2007 13:24:10	Dark	43.000	161	Tau Pup	2.9310	4500.0	86	29251	No
145	GOM_NL__2PRFIN20071004_132535_000000462062_00139_29251_0010.N1	04-OCT-2007 13:25:35	Dark	45.500	2	Alp Car	-0.73600	7000.0	91	29251	No
146	GOM_NL__2PRFIN20071004_133439_000000392062_00139_29251_0011.N1	04-OCT-2007 13:34:39	Dark	38.500	143	Alp Hyi	2.8570	7200.0	77	29251	No
147	GOM_NL__2PRFIN20071004_133607_000000432062_00139_29251_0012.N1	04-OCT-2007 13:36:07	Dark	43.000	9	Alp Eri	0.45300	24000.	86	29251	No
148	GOM_NL__2PRFIN20071004_134124_000000382062_00139_29251_0013.N1	04-OCT-2007 13:41:24	Straylight	37.500	84	Alp Phe	2.3970	4500.0	75	29251	No
149	GOM_NL__2PRFIN20071004_134814_000000492062_00139_29251_0014.N1	04-OCT-2007 13:48:14	Straylight	48.500	52	16Bet Cet	2.0370	4500.0	97	29251	No
150	GOM_NL__2PRFIN20071004_135821_000000372062_00139_29251_0015.N1	04-OCT-2007 13:58:21	Bright	36.500	90	54Alp Peg	2.4870	11000.	73	29251	No
151	GOM_NL__2PRFIN20071004_140158_000000362062_00139_29251_0016.N1	04-OCT-2007 14:01:58	Bright	36.000	93	53Bet Peg	2.5200	3100.0	72	29251	No
152	GOM_NL__2PRFIN20071004_141111_000000372062_00139_29251_0017.N1	04-OCT-2007 14:11:11	Bright	37.000	74	11Bet Cas	2.2680	6600.0	74	29251	No
153	GOM_NL__2PRFIN20071004_141226_000000362062_00139_29251_0018.N1	04-OCT-2007 14:12:26	Bright	35.500	76	27Gam Cas	2.3000	30000.	71	29251	No
154	GOM_NL__2PRFIN20071004_141918_000000362062_00139_29251_0019.N1	04-OCT-2007 14:19:18	Bright	35.500	49	1Alp UMi	1.9900	6300.0	71	29251	No
155	GOM_NL__2PRFIN20071004_142720_000000372062_00139_29251_0020.N1	04-OCT-2007 14:27:20	Bright	36.500	36	50Alp UMa	1.8000	6300.0	73	29251	No
156	GOM_NL__2PRFIN20071004_142851_000000342062_00139_29251_0021.N1	04-OCT-2007 14:28:51	Bright	33.500	82	48Bet UMa	2.3650	10600.	67	29251	No
157	GOM_NL__2PRFIN20071004_143847_000000362062_00139_29251_0022.N1	04-OCT-2007 14:38:47	Bright	35.500	166	17Eps Leo	2.9800	6000.0	71	29251	No
158	GOM_NL__2PRFIN20071004_144152_000000532062_00139_29251_0023.N1	04-OCT-2007 14:41:52	Bright	53.000	22	32Alp Leo	1.3600	15200.	106	29251	No
159	GOM_NL__2PRFIN20071004_144830_000000462062_00139_29251_0024.N1	04-OCT-2007 14:48:30	Twilight	46.000	48	30Alp Hya	1.9770	4100.0	92	29251	No
160	GOM_NL__2PRFIN20071004_145810_000000442062_00139_29251_0025.N1	04-OCT-2007 14:58:10	Dark	44.000	65	Lam Vel	2.2040	4400.0	88	29251	No

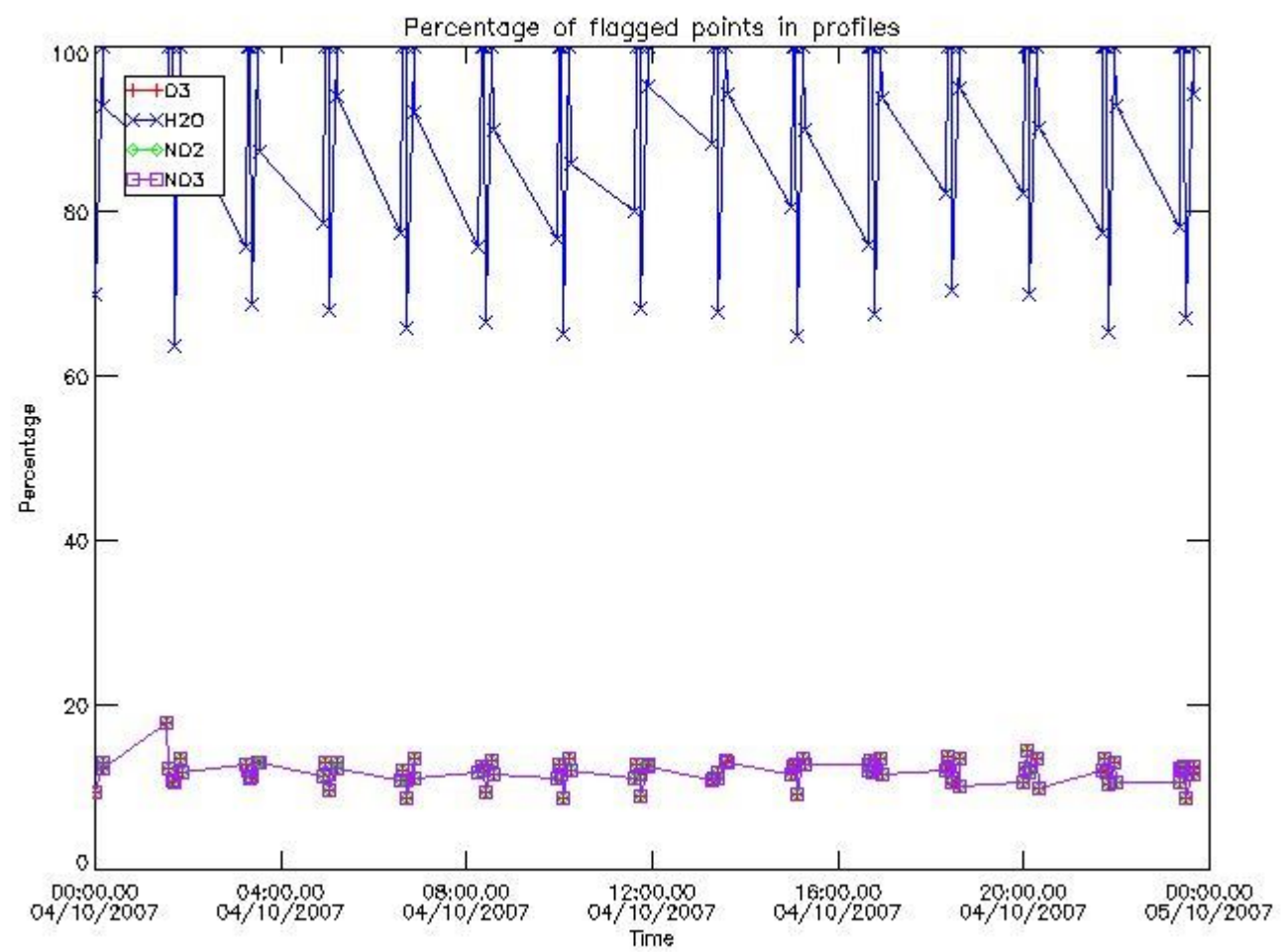
161	GOM_NL__2PRFIN20071004_150054_000000412062_00139_29251_0026.N1	04-OCT-2007 15:00:54	Dark	41.000	34	Gam2Vel	1.7930	23000.	82	29251	No
162	GOM_NL__2PRFIN20071004_150447_000000442062_00140_29252_0048.N1	04-OCT-2007 15:04:47	Dark	43.500	161	Tau Pup	2.9310	4500.0	87	29252	No
163	GOM_NL__2PRFIN20071004_150611_000000562062_00140_29252_0049.N1	04-OCT-2007 15:06:11	Dark	56.000	2	Alp Car	-0.73600	7000.0	112	29252	No
164	GOM_NL__2PRFIN20071004_151515_000000382062_00140_29252_0050.N1	04-OCT-2007 15:15:15	Dark	38.000	143	Alp Hyi	2.8570	7200.0	76	29252	No
165	GOM_NL__2PRFIN20071004_151643_000000402062_00140_29252_0051.N1	04-OCT-2007 15:16:43	Dark	40.000	9	Alp Eri	0.45300	24000.	80	29252	No
166	GOM_NL__2PRFIN20071004_152200_000000442062_00140_29252_0052.N1	04-OCT-2007 15:22:00	Straylight	43.500	84	Alp Phe	2.3970	4500.0	87	29252	No
167	GOM_NL__2PRFIN20071004_152850_000000472062_00140_29252_0053.N1	04-OCT-2007 15:28:50	Straylight	47.000	52	16Bet Cet	2.0370	4500.0	94	29252	No
168	GOM_NL__2PRFIN20071004_153857_000000372062_00140_29252_0054.N1	04-OCT-2007 15:38:57	Bright	36.500	90	54Alp Peg	2.4870	11000.	73	29252	No
169	GOM_NL__2PRFIN20071004_154234_000000372062_00140_29252_0055.N1	04-OCT-2007 15:42:34	Bright	37.000	93	53Bet Peg	2.5200	3100.0	74	29252	No
170	GOM_NL__2PRFIN20071004_155147_000000392062_00140_29252_0056.N1	04-OCT-2007 15:51:47	Bright	38.500	74	11Bet Cas	2.2680	6600.0	77	29252	No
171	GOM_NL__2PRFIN20071004_155302_000000402062_00140_29252_0057.N1	04-OCT-2007 15:53:02	Bright	40.000	76	27Gam Cas	2.3000	30000.	80	29252	No
172	GOM_NL__2PRFIN20071004_155954_000000362062_00140_29252_0058.N1	04-OCT-2007 15:59:54	Bright	35.500	49	1Alp UMi	1.9900	6300.0	71	29252	No
173	GOM_NL__2PRFIN20071004_160757_000000362062_00140_29252_0059.N1	04-OCT-2007 16:07:57	Bright	35.500	36	50Alp UMa	1.8000	6300.0	71	29252	No
174	GOM_NL__2PRFIN20071004_160927_000000352062_00140_29252_0060.N1	04-OCT-2007 16:09:27	Bright	34.500	82	48Bet UMa	2.3650	10600.	69	29252	No
175	GOM_NL__2PRFIN20071004_161923_000000352062_00140_29252_0061.N1	04-OCT-2007 16:19:23	Bright	35.000	166	17Eps Leo	2.9800	6000.0	70	29252	No
176	GOM_NL__2PRFIN20071004_162229_000000352062_00140_29252_0062.N1	04-OCT-2007 16:22:29	Bright	35.000	22	32Alp Leo	1.3600	15200.	70	29252	No
177	GOM_NL__2PRFIN20071004_162907_000000472062_00140_29252_0063.N1	04-OCT-2007 16:29:07	Twilight	46.500	48	30Alp Hya	1.9770	4100.0	93	29252	No
178	GOM_NL__2PRFIN20071004_163847_000000402062_00140_29252_0064.N1	04-OCT-2007 16:38:47	Dark	40.000	65	Lam Vel	2.2040	4400.0	80	29252	No
179	GOM_NL__2PRFIN20071004_164014_000000422062_00140_29252_0065.N1	04-OCT-2007 16:40:14	Dark	42.000	70	Zet Pup	2.2460	39000.	84	29252	No
180	GOM_NL__2PRFIN20071004_164203_000000392062_00140_29252_0066.N1	04-OCT-2007 16:42:03	Dark	38.500	46	Del Vel	1.9540	10600.	77	29252	No
181	GOM_NL__2PRFIN20071004_164524_000000442062_00141_29253_0063.N1	04-OCT-2007 16:45:24	Dark	43.500	161	Tau Pup	2.9310	4500.0	87	29253	No
182	GOM_NL__2PRFIN20071004_164648_000000452062_00141_29253_0064.N1	04-OCT-2007 16:46:48	Dark	45.000	2	Alp Car	-0.73600	7000.0	90	29253	No
183	GOM_NL__2PRFIN20071004_165552_000000382062_00141_29253_0065.N1	04-OCT-2007 16:55:52	Dark	38.000	143	Alp Hyi	2.8570	7200.0	76	29253	No
184	GOM_NL__2PRFIN20071004_165719_000000492062_00141_29253_0066.N1	04-OCT-2007 16:57:19	Dark	48.500	9	Alp Eri	0.45300	24000.	97	29253	No
185	GOM_NL__2PRFIN20071004_170236_000000452062_00141_29253_0067.N1	04-OCT-2007 17:02:36	Straylight	44.500	84	Alp Phe	2.3970	4500.0	89	29253	No
186	GOM_NL__2PRFIN20071004_170926_000000482062_00141_29253_0068.N1	04-OCT-2007 17:09:26	Straylight	48.000	52	16Bet Cet	2.0370	4500.0	96	29253	No
187	GOM_NL__2PRFIN20071004_171933_000000372062_00141_29253_0069.N1	04-OCT-2007 17:19:33	Bright	36.500	90	54Alp Peg	2.4870	11000.	73	29253	No
188	GOM_NL__2PRFIN20071004_172310_000000362062_00141_29253_0070.N1	04-OCT-2007 17:23:10	Bright	36.000	93	53Bet Peg	2.5200	3100.0	72	29253	No
189	GOM_NL__2PRFIN20071004_173223_000000392062_00141_29253_0071.N1	04-OCT-2007 17:32:23	Bright	38.500	74	11Bet Cas	2.2680	6600.0	77	29253	No
190	GOM_NL__2PRFIN20071004_173337_000000452062_00141_29253_0072.N1	04-OCT-2007 17:33:37	Bright	45.000	76	27Gam Cas	2.3000	30000.	90	29253	No
191	GOM_NL__2PRFIN20071004_174030_000000372062_00141_29253_0073.N1	04-OCT-2007 17:40:30	Bright	37.000	49	1Alp UMi	1.9900	6300.0	74	29253	No
192	GOM_NL__2PRFIN20071004_174833_000000372062_00141_29253_0074.N1	04-OCT-2007 17:48:33	Bright	36.500	36	50Alp UMa	1.8000	6300.0	73	29253	No
193	GOM_NL__2PRFIN20071004_175003_000000522062_00141_29253_0075.N1	04-OCT-2007 17:50:03	Bright	52.000	82	48Bet UMa	2.3650	10600.	104	29253	No
194	GOM_NL__2PRFIN20071004_175959_000000552062_00141_29253_0076.N1	04-OCT-2007 17:59:59	Bright	55.000	166	17Eps Leo	2.9800	6000.0	110	29253	No
195	GOM_NL__2PRFIN20071004_180305_000000532062_00141_29253_0077.N1	04-OCT-2007 18:03:05	Bright	53.000	22	32Alp Leo	1.3600	15200.	106	29253	No
196	GOM_NL__2PRFIN20071004_180943_000000522062_00141_29253_0078.N1	04-OCT-2007 18:09:43	Twilight	52.000	48	30Alp Hya	1.9770	4100.0	104	29253	No
197	GOM_NL__2PRFIN20071004_181923_000000432062_00141_29253_0079.N1	04-OCT-2007 18:19:23	Dark	42.500	65	Lam Vel	2.2040	4400.0	85	29253	No
198	GOM_NL__2PRFIN20071004_182051_000000412062_00141_29253_0080.N1	04-OCT-2007 18:20:51	Dark	41.000	70	Zet Pup	2.2460	39000.	82	29253	No
199	GOM_NL__2PRFIN20071004_182240_000000372062_00141_29253_0081.N1	04-OCT-2007 18:22:40	Dark	37.000	46	Del Vel	1.9540	10600.	74	29253	No
200	GOM_NL__2PRFIN20071004_182601_000000492062_00142_29254_0073.N1	04-OCT-2007 18:26:01	Dark	48.500	161	Tau Pup	2.9310	4500.0	97	29254	No
201	GOM_NL__2PRFIN20071004_182725_000000462062_00142_29254_0074.N1	04-OCT-2007 18:27:25	Dark	46.000	2	Alp Car	-0.73600	7000.0	92	29254	No
202	GOM_NL__2PRFIN20071004_183628_000000382062_00142_29254_0075.N1	04-OCT-2007 18:36:28	Dark	37.500	143	Alp Hyi	2.8570	7200.0	75	29254	No
203	GOM_NL__2PRFIN20071004_183756_000000502062_00142_29254_0076.N1	04-OCT-2007 18:37:56	Dark	50.000	9	Alp Eri	0.45300	24000.	100	29254	No
204	GOM_NL__2PRFIN20071004_184313_000000452062_00142_29254_0077.N1	04-OCT-2007 18:43:13	Straylight	44.500	84	Alp Phe	2.3970	4500.0	89	29254	No
205	GOM_NL__2PRFIN20071004_185002_000000462062_00142_29254_0078.N1	04-OCT-2007 18:50:02	Straylight	45.500	52	16Bet Cet	2.0370	4500.0	91	29254	No
206	GOM_NL__2PRFIN20071004_190009_000000372062_00142_29254_0079.N1	04-OCT-2007 19:00:09	Bright	36.500	90	54Alp Peg	2.4870	11000.	73	29254	No
207	GOM_NL__2PRFIN20071004_190346_000000362062_00142_29254_0080.N1	04-OCT-2007 19:03:46	Bright	35.500	93	53Bet Peg	2.5200	3100.0	71	29254	No
208	GOM_NL__2PRFIN20071004_191258_000000372062_00142_29254_0081.N1	04-OCT-2007 19:12:58	Bright	37.000	74	11Bet Cas	2.2680	6600.0	74	29254	No
209	GOM_NL__2PRFIN20071004_192106_000000382062_00142_29254_0082.N1	04-OCT-2007 19:21:06	Bright	37.500	49	1Alp UMi	1.9900	6300.0	75	29254	No
210	GOM_NL__2PRFIN20071004_192909_000000352062_00142_29254_0083.N1	04-OCT-2007 19:29:09	Bright	35.000	36	50Alp UMa	1.8000	6300.0	70	29254	No
211	GOM_NL__2PRFIN20071004_193040_000000522062_00142_29254_0084.N1	04-OCT-2007 19:30:40	Bright	52.000	82	48Bet UMa	2.3650	10600.	104	29254	No
212	GOM_NL__2PRFIN20071004_194036_000000482062_00142_29254_0085.N1	04-OCT-2007 19:40:36	Bright	47.500	166	17Eps Leo	2.9800	6000.0	95	29254	No
213	GOM_NL__2PRFIN20071004_194341_000000342062_00142_29254_0086.N1	04-OCT-2007 19:43:41	Bright	34.000	22	32Alp Leo	1.3600	15200.	68	29254	No
214	GOM_NL__2PRFIN20071004_195020_000000472062_00142_29254_0087.N1	04-OCT-2007 19:50:20	Twilight	47.000	48	30Alp Hya	1.9770	4100.0	94	29254	No
215	GOM_NL__2PRFIN20071004_200000_000000482062_00142_29254_0088.N1	04-OCT-2007 20:00:00	Dark	48.000	65	Lam Vel	2.2040	4400.0	96	29254	No
216	GOM_NL__2PRFIN20071004_200128_000000422062_00142_29254_0089.N1	04-OCT-2007 20:01:28	Dark	41.500	70	Zet Pup	2.2460	39000.	83	29254	No
217	GOM_NL__2PRFIN20071004_200316_000000392062_00142_29254_0090.N1	04-OCT-2007 20:03:16	Dark	39.000	46	Del Vel	1.9540	10600.	78	29254	No
218	GOM_NL__2PRFIN20071004_200637_000000442062_00143_29255_0093.N1	04-OCT-2007 20:06:37	Dark	43.500	161	Tau Pup	2.9310	4500.0	87	29255	No
219	GOM_NL__2PRFIN20071004_200802_000000442062_00143_29255_0094.N1	04-OCT-2007 20:08:02	Dark	43.500	2	Alp Car	-0.73600	7000.0	87	29255	No

220	GOM_NL__2PRFIN20071004_201704_000000382062_00143_29255_0095.N1	04-OCT-2007 20:17:04	Dark	37.500	143	Alp Hyi	2.8570	7200.0	75	29255	No
221	GOM_NL__2PRFIN20071004_201832_000000522062_00143_29255_0096.N1	04-OCT-2007 20:18:32	Dark	51.500	9	Alp Eri	0.45300	24000.	103	29255	No
222	GOM_NL__2PRFIN20071004_202349_000000412062_00143_29255_0097.N1	04-OCT-2007 20:23:49	Straylight	40.500	84	Alp Phe	2.3970	4500.0	81	29255	No
223	GOM_NL__2PRFIN20071004_203039_000000482062_00143_29255_0098.N1	04-OCT-2007 20:30:39	Straylight	47.500	52	16Bet Cet	2.0370	4500.0	95	29255	No
224	GOM_NL__2PRFIN20071004_204046_000000362062_00143_29255_0099.N1	04-OCT-2007 20:40:46	Bright	35.500	90	54Alp Peg	2.4870	11000.	71	29255	No
225	GOM_NL__2PRFIN20071004_204422_000000352062_00143_29255_0100.N1	04-OCT-2007 20:44:22	Bright	35.000	93	53Bet Peg	2.5200	3100.0	70	29255	No
226	GOM_NL__2PRFIN20071004_205334_000000382062_00143_29255_0101.N1	04-OCT-2007 20:53:34	Bright	38.000	74	11Bet Cas	2.2680	6600.0	76	29255	No
227	GOM_NL__2PRFIN20071004_210142_000000372062_00143_29255_0102.N1	04-OCT-2007 21:01:42	Bright	36.500	49	1Alp UMi	1.9900	6300.0	73	29255	No
228	GOM_NL__2PRFIN20071004_210945_000000352062_00143_29255_0103.N1	04-OCT-2007 21:09:45	Bright	34.500	36	50Alp UMa	1.8000	6300.0	69	29255	No
229	GOM_NL__2PRFIN20071004_211116_000000522062_00143_29255_0104.N1	04-OCT-2007 21:11:16	Bright	52.000	82	48Bet UMa	2.3650	10600.	104	29255	No
230	GOM_NL__2PRFIN20071004_212112_000000362062_00143_29255_0105.N1	04-OCT-2007 21:21:12	Bright	35.500	166	17Eps Leo	2.9800	6000.0	71	29255	No
231	GOM_NL__2PRFIN20071004_212417_000000342062_00143_29255_0106.N1	04-OCT-2007 21:24:17	Bright	33.500	22	32Alp Leo	1.3600	15200.	67	29255	No
232	GOM_NL__2PRFIN20071004_213056_000000532062_00143_29255_0107.N1	04-OCT-2007 21:30:56	Twilight	53.000	48	30Alp Hya	1.9770	4100.0	106	29255	No
233	GOM_NL__2PRFIN20071004_214036_000000432062_00143_29255_0108.N1	04-OCT-2007 21:40:36	Dark	42.500	65	Lam Vel	2.2040	4400.0	85	29255	No
234	GOM_NL__2PRFIN20071004_214204_000000432062_00143_29255_0109.N1	04-OCT-2007 21:42:04	Dark	42.500	70	Zet Pup	2.2460	39000.	85	29255	No
235	GOM_NL__2PRFIN20071004_214352_000000382062_00143_29255_0110.N1	04-OCT-2007 21:43:52	Dark	38.000	46	Del Vel	1.9540	10600.	76	29255	No
236	GOM_NL__2PRFIN20071004_214714_000000432062_00144_29256_0104.N1	04-OCT-2007 21:47:14	Dark	43.000	161	Tau Pup	2.9310	4500.0	86	29256	No
237	GOM_NL__2PRFIN20071004_214838_000000502062_00144_29256_0105.N1	04-OCT-2007 21:48:38	Dark	49.500	2	Alp Car	-0.73600	7000.0	99	29256	No
238	GOM_NL__2PRFIN20071004_215741_000000392062_00144_29256_0106.N1	04-OCT-2007 21:57:41	Dark	39.000	143	Alp Hyi	2.8570	7200.0	78	29256	No
239	GOM_NL__2PRFIN20071004_215908_000000492062_00144_29256_0107.N1	04-OCT-2007 21:59:08	Dark	48.500	9	Alp Eri	0.45300	24000.	97	29256	No
240	GOM_NL__2PRFIN20071004_220425_000000422062_00144_29256_0108.N1	04-OCT-2007 22:04:25	Straylight	42.000	84	Alp Phe	2.3970	4500.0	84	29256	No
241	GOM_NL__2PRFIN20071004_221115_000000472062_00144_29256_0109.N1	04-OCT-2007 22:11:15	Straylight	46.500	52	16Bet Cet	2.0370	4500.0	93	29256	No
242	GOM_NL__2PRFIN20071004_222122_000000362062_00144_29256_0110.N1	04-OCT-2007 22:21:22	Bright	36.000	90	54Alp Peg	2.4870	11000.	72	29256	No
243	GOM_NL__2PRFIN20071004_222458_000000372062_00144_29256_0111.N1	04-OCT-2007 22:24:58	Bright	36.500	93	53Bet Peg	2.5200	3100.0	73	29256	No
244	GOM_NL__2PRFIN20071004_223410_000000392062_00144_29256_0112.N1	04-OCT-2007 22:34:10	Bright	38.500	74	11Bet Cas	2.2680	6600.0	77	29256	No
245	GOM_NL__2PRFIN20071004_224218_000000372062_00144_29256_0113.N1	04-OCT-2007 22:42:18	Bright	37.000	49	1Alp UMi	1.9900	6300.0	74	29256	No
246	GOM_NL__2PRFIN20071004_225021_000000372062_00144_29256_0114.N1	04-OCT-2007 22:50:21	Bright	37.000	36	50Alp UMa	1.8000	6300.0	74	29256	No
247	GOM_NL__2PRFIN20071004_225152_000000432062_00144_29256_0115.N1	04-OCT-2007 22:51:52	Bright	42.500	82	48Bet UMa	2.3650	10600.	85	29256	No
248	GOM_NL__2PRFIN20071004_230148_000000362062_00144_29256_0116.N1	04-OCT-2007 23:01:48	Bright	35.500	166	17Eps Leo	2.9800	6000.0	71	29256	No
249	GOM_NL__2PRFIN20071004_230453_000000342062_00144_29256_0117.N1	04-OCT-2007 23:04:53	Bright	34.000	22	32Alp Leo	1.3600	15200.	68	29256	No
250	GOM_NL__2PRFIN20071004_231132_000000502062_00144_29256_0118.N1	04-OCT-2007 23:11:32	Twilight	50.000	48	30Alp Hya	1.9770	4100.0	100	29256	No
251	GOM_NL__2PRFIN20071004_232112_000000492062_00144_29256_0119.N1	04-OCT-2007 23:21:12	Dark	48.500	65	Lam Vel	2.2040	4400.0	97	29256	No
252	GOM_NL__2PRFIN20071004_232241_000000422062_00144_29256_0120.N1	04-OCT-2007 23:22:41	Dark	41.500	70	Zet Pup	2.2460	39000.	83	29256	No
253	GOM_NL__2PRFIN20071004_232428_000000422062_00144_29256_0121.N1	04-OCT-2007 23:24:28	Dark	41.500	46	Del Vel	1.9540	10600.	83	29256	No
254	GOM_NL__2PRFIN20071004_232751_000000412062_00145_29257_0118.N1	04-OCT-2007 23:27:51	Dark	40.500	161	Tau Pup	2.9310	4500.0	81	29257	No
255	GOM_NL__2PRFIN20071004_232915_000000582062_00145_29257_0119.N1	04-OCT-2007 23:29:15	Dark	58.000	2	Alp Car	-0.73600	7000.0	116	29257	No
256	GOM_NL__2PRFIN20071004_233817_000000412062_00145_29257_0120.N1	04-OCT-2007 23:38:17	Dark	41.000	143	Alp Hyi	2.8570	7200.0	82	29257	No
257	GOM_NL__2PRFIN20071004_233944_000000442062_00145_29257_0121.N1	04-OCT-2007 23:39:44	Dark	44.000	9	Alp Eri	0.45300	24000.	88	29257	No
258	GOM_NL__2PRFIN20071004_234501_000000402062_00145_29257_0122.N1	04-OCT-2007 23:45:01	Straylight	40.000	84	Alp Phe	2.3970	4500.0	80	29257	No
259	GOM_NL__2PRFIN20071004_235150_000000462062_00145_29257_0123.N1	04-OCT-2007 23:51:50	Straylight	46.000	52	16Bet Cet	2.0370	4500.0	92	29257	No

3. Quality information per product

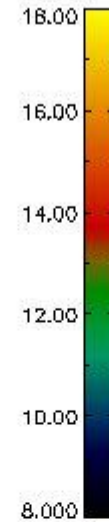
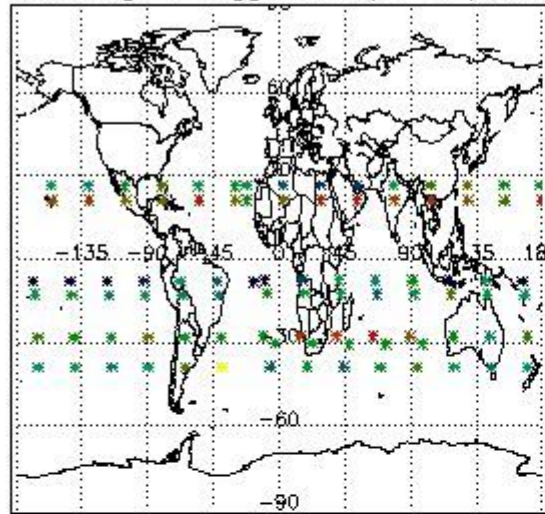
In this section it is plotted some information contained in the Quality Summary data set of the level 2 products. Only products in dark limb conditions and without errors (error flag in the MPH set to "0") are used.

3.1 Plot quality information per product (time dependant)

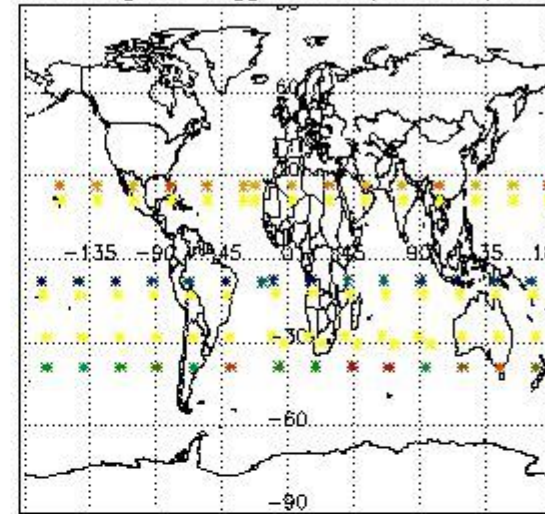


3.2 Plot quality information per product (world map)

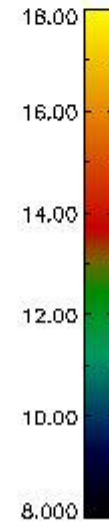
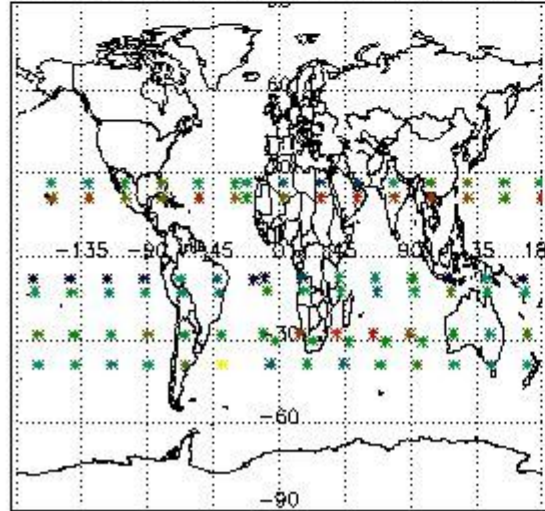
Percentage of flagged data per O3 profile



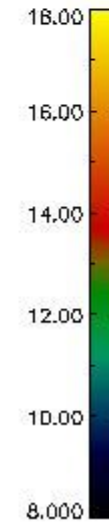
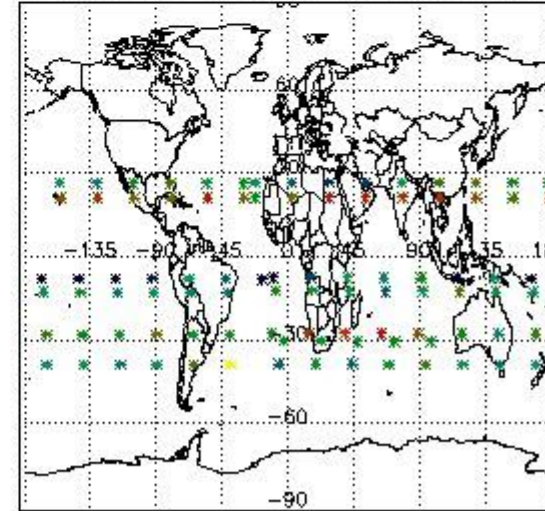
Percentage of flagged data per H2O profile



Percentage of flagged data per NO2 profile



Percentage of flagged data per NO3 profile

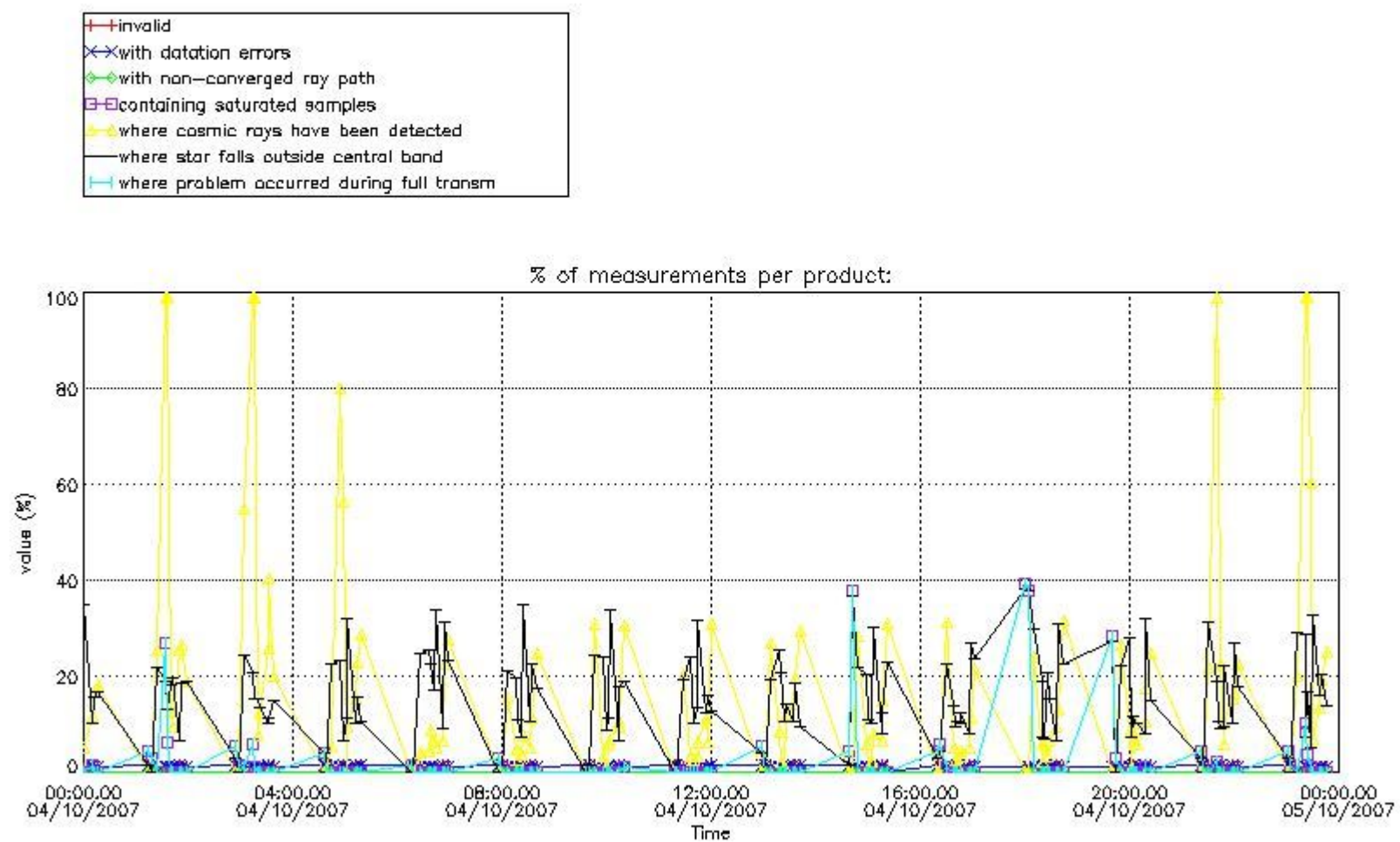


4. Level 1 quality information per product

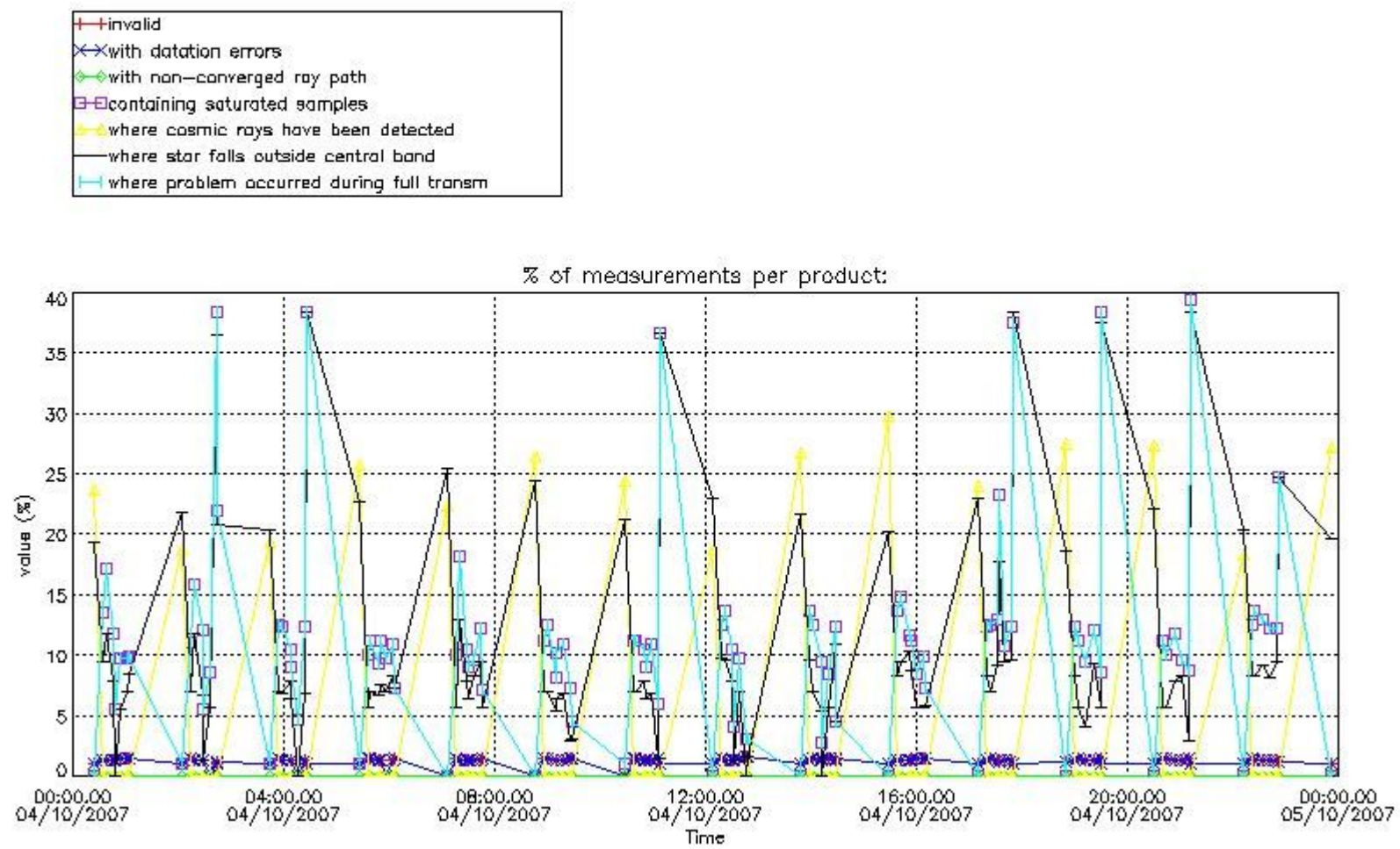
In this section it is plotted some information contained in the Quality Summary data set of the level 2 products that comes from the level 1b processing. Products without errors (error flag in the MPH set to "0") are used.

4.1 Plot quality information per product (time dependant) coming from level 1b processing

4.1.1 Plot level 1 quality information per product (time dependant): ENVISAT ASCENDING passes



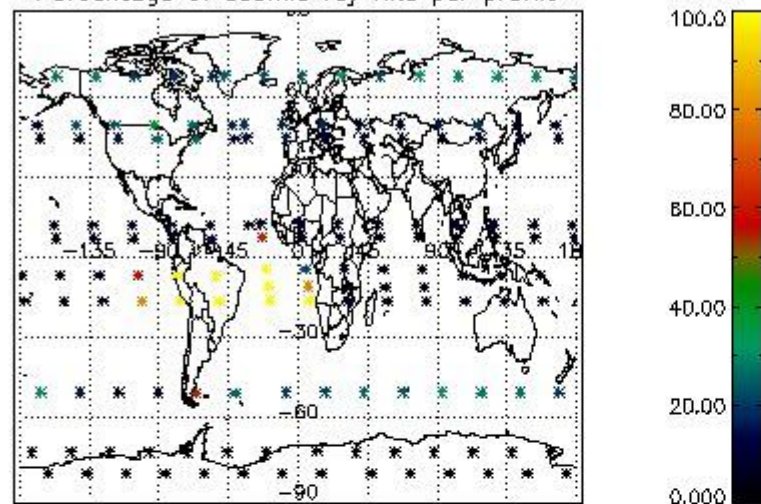
4.1.2 Plot level 1 quality information per product (time dependant): ENVI SAT DESCENDING passes



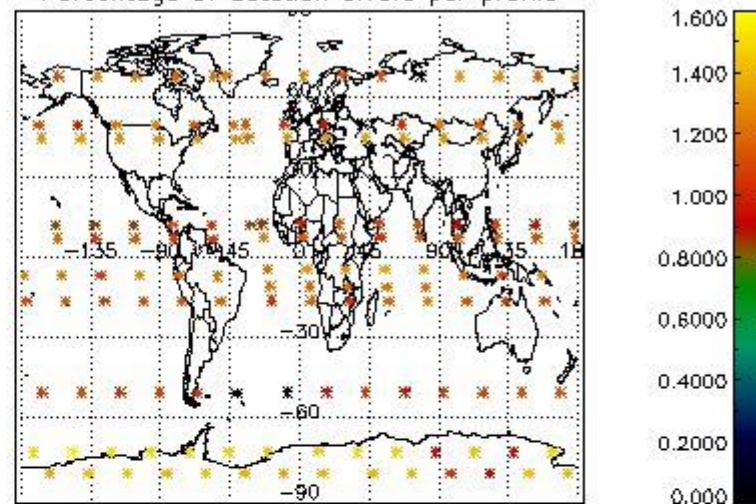
4.2 Plot quality information per product coming from level 1b processing (world map)

4.2.1 Plot level 1 quality information per product (world map): ENVISAT ASCENDING passes

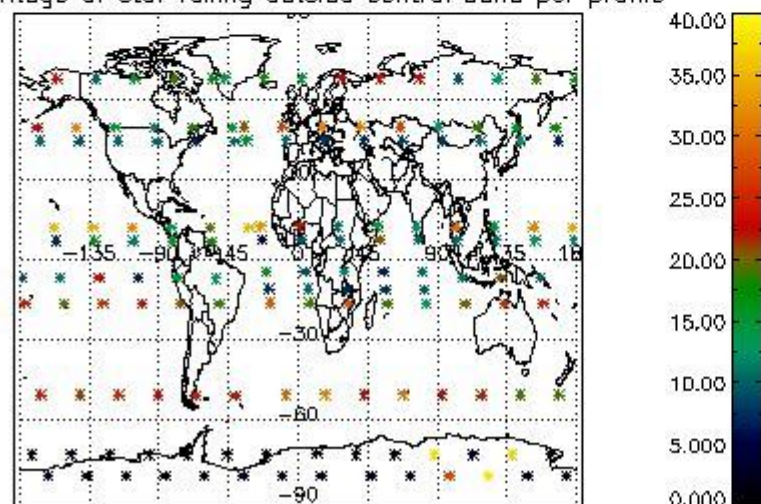
Percentage of cosmic ray hits per profile



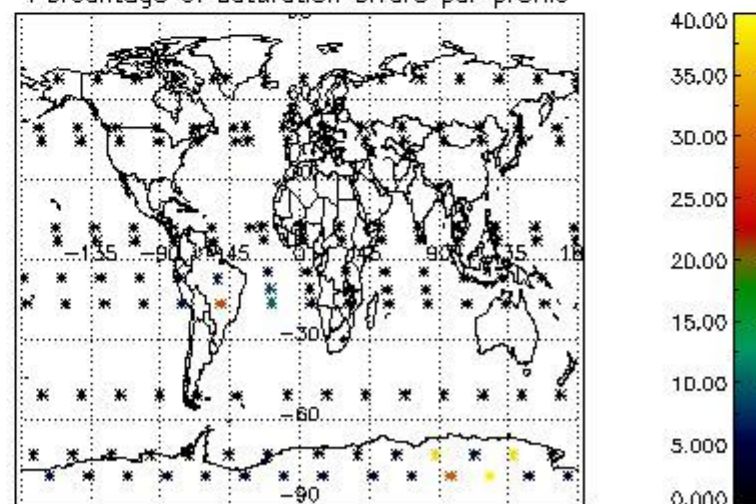
Percentage of datation errors per profile



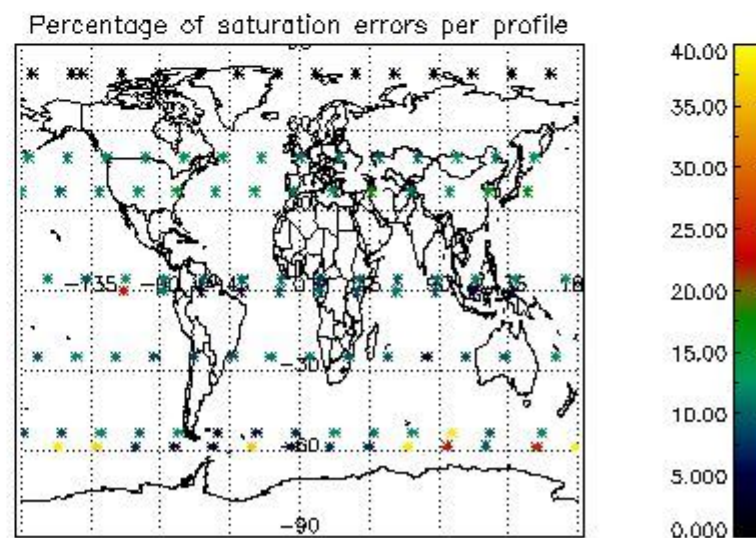
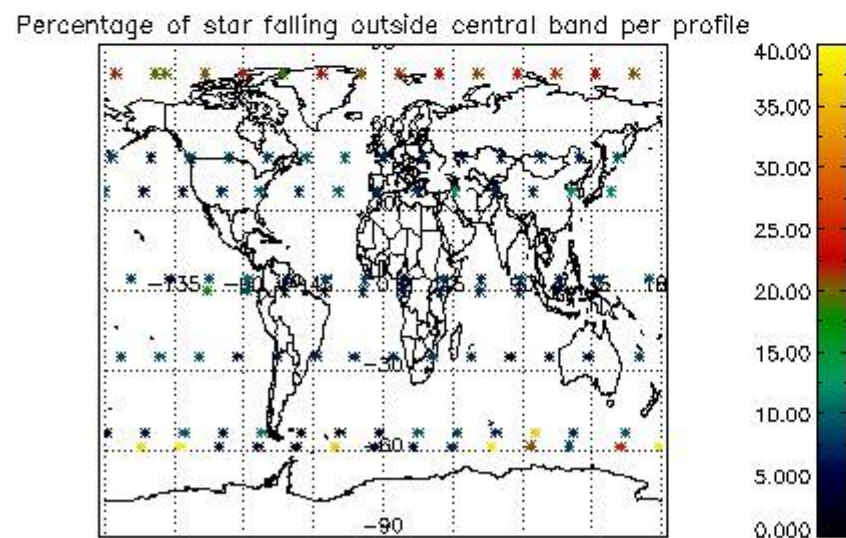
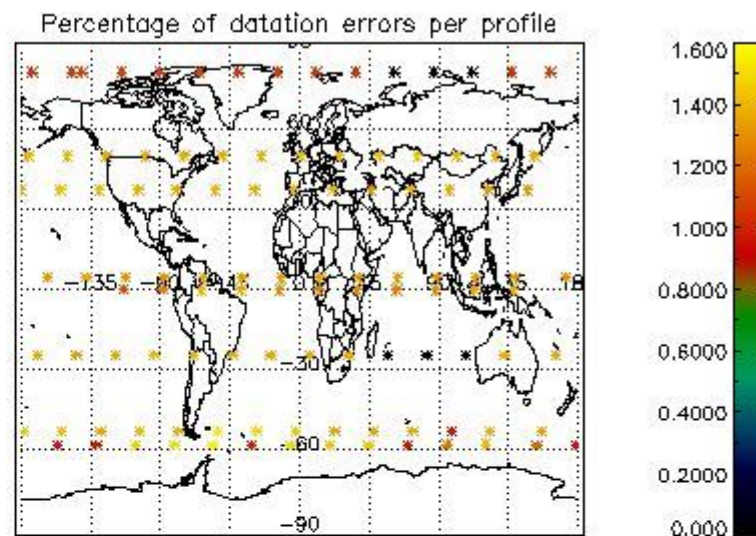
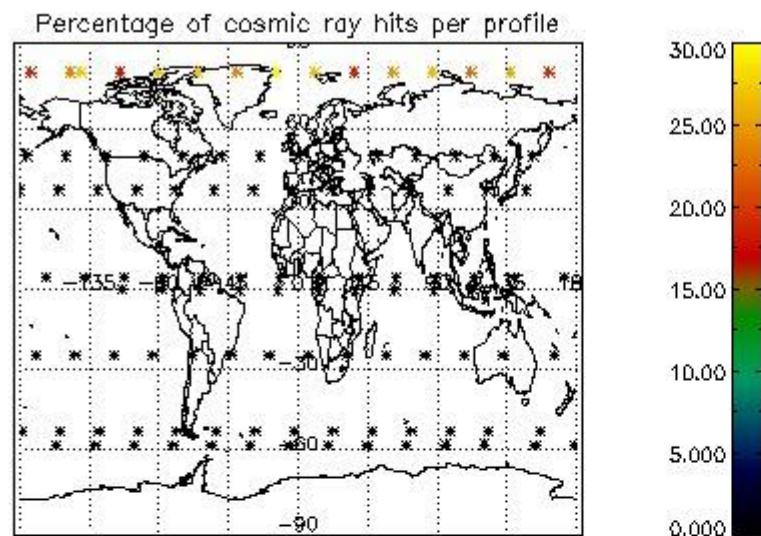
Percentage of star falling outside central band per profile



Percentage of saturation errors per profile



4.2.2 Plot level 1 quality information per product (world map): ENVISAT DESCENDING passes



5. Trace gas profiles

5.1 Ozone statistics based on quality of products

The final quality of the products can be "measured" using the STD (Standard Deviation) attached to every point profile. This information is written to the parameter GOM_NL__2P/NL_LOCAL_SPECIES_DENSITY/o3_std of the level 2 products. The table below shows the statistics for given STD ranges.

The statistics are given with respect to the overall valid production:

- Products without fatal errors: GOM_NL__2P/MPH/PRODUCT_ERR=0
- Valid point profile: GOM_NL__2P/NL_LOCAL_SPECIES_DENSITY/pcd(0)=0

The 'Criteria' is applied to valid points of dark limb products:

- Products in dark limb illumination condition: GOM_NL__2P/NL_SUMMARY_QUALITY/obs_ill_cond=0
- Products without fatal errors: GOM_NL__2P/MPH/PRODUCT_ERR=0
- Valid point profile: GOM_NL__2P/NL_LOCAL_SPECIES_DENSITY/pcd(0)=0

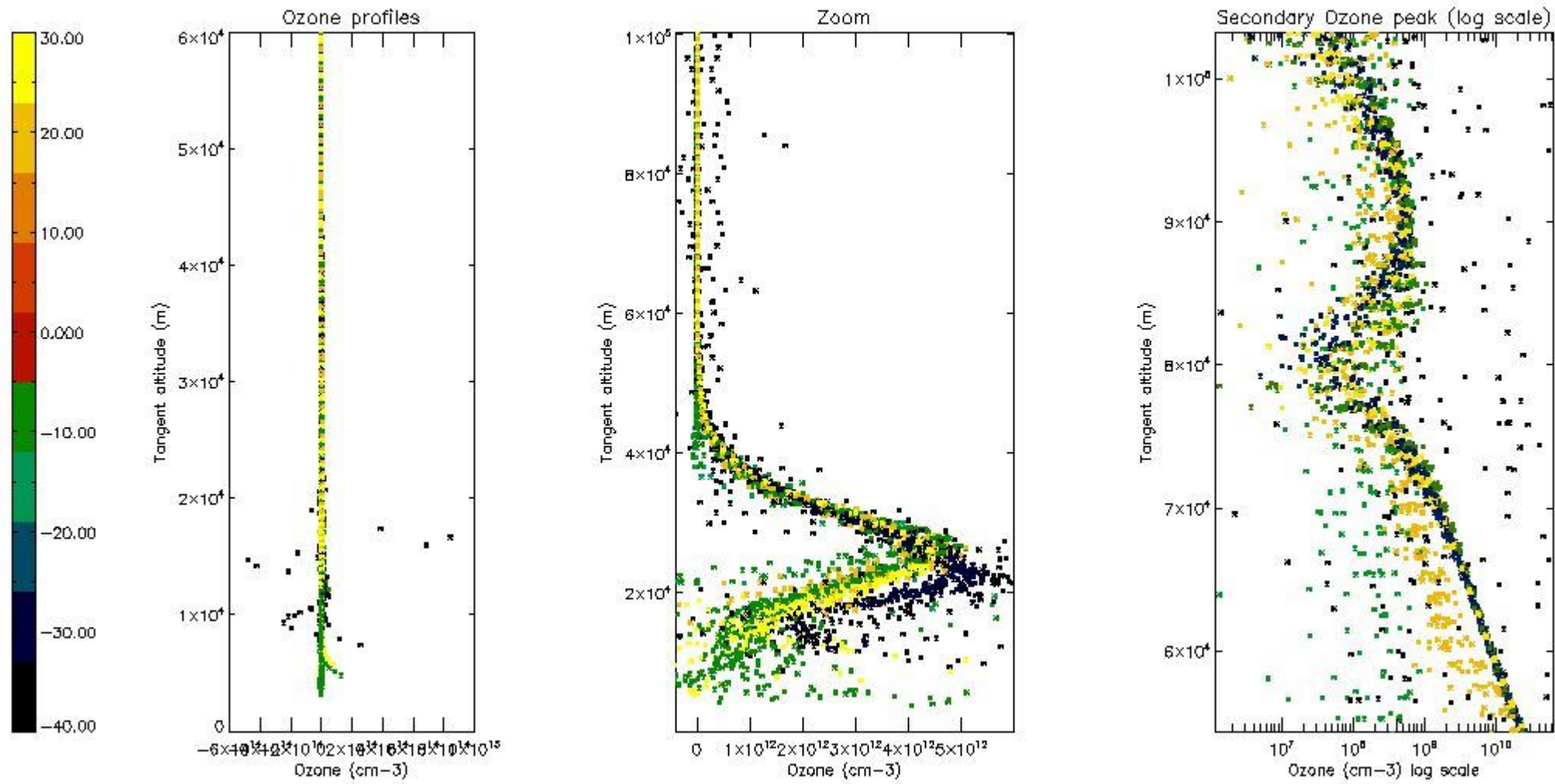
So, the table below shows the percentage of dark limb and valid observations for each criteria with respect to the overall valid daily observations.

Criteria	% of total production
All STD	39
STD < 20	21

STD < 10	16
STD < 5	12

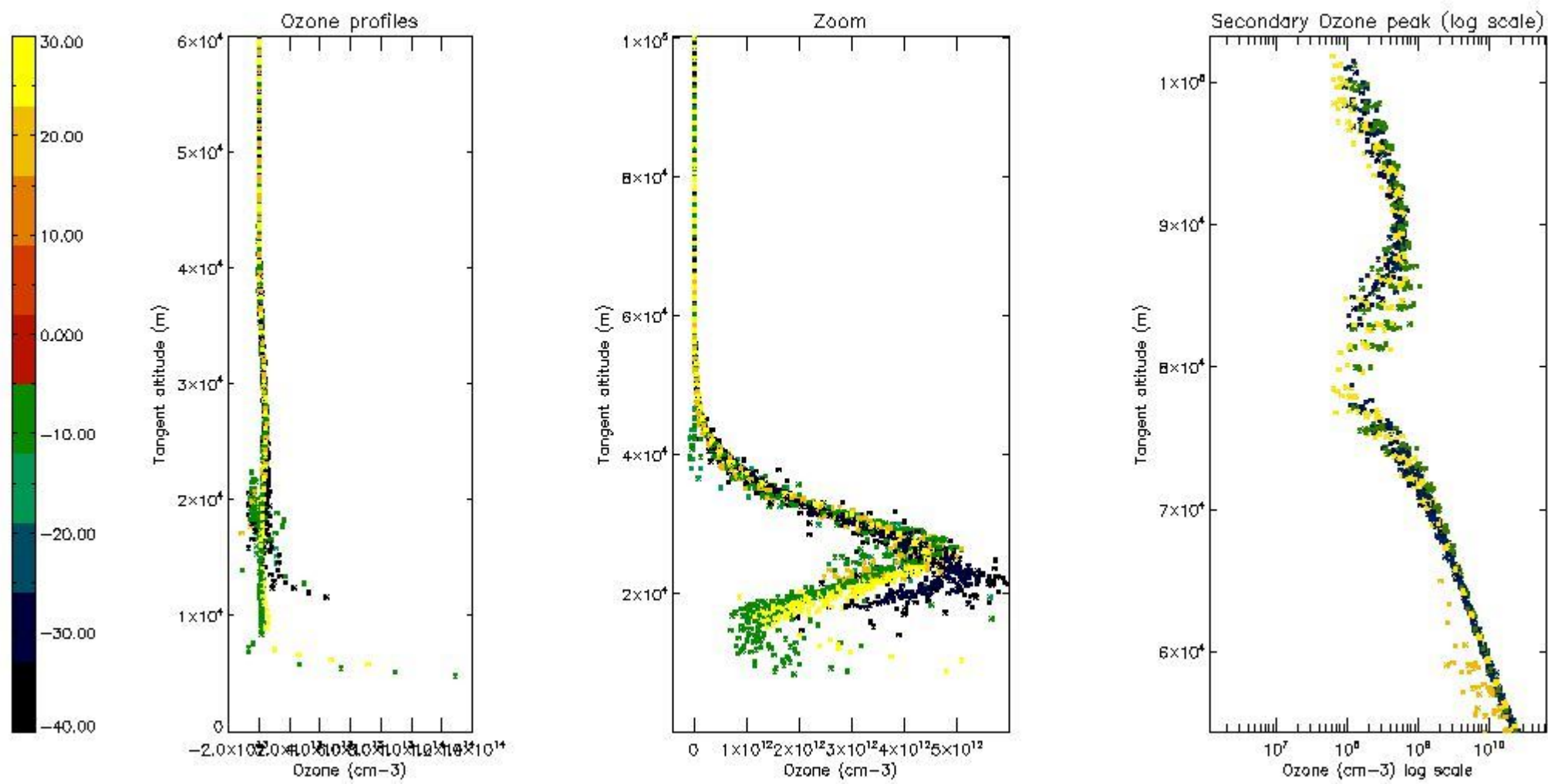
5.2 Plot ozone profiles for all STD (dark without errors)

The colorbar represents the latitude.



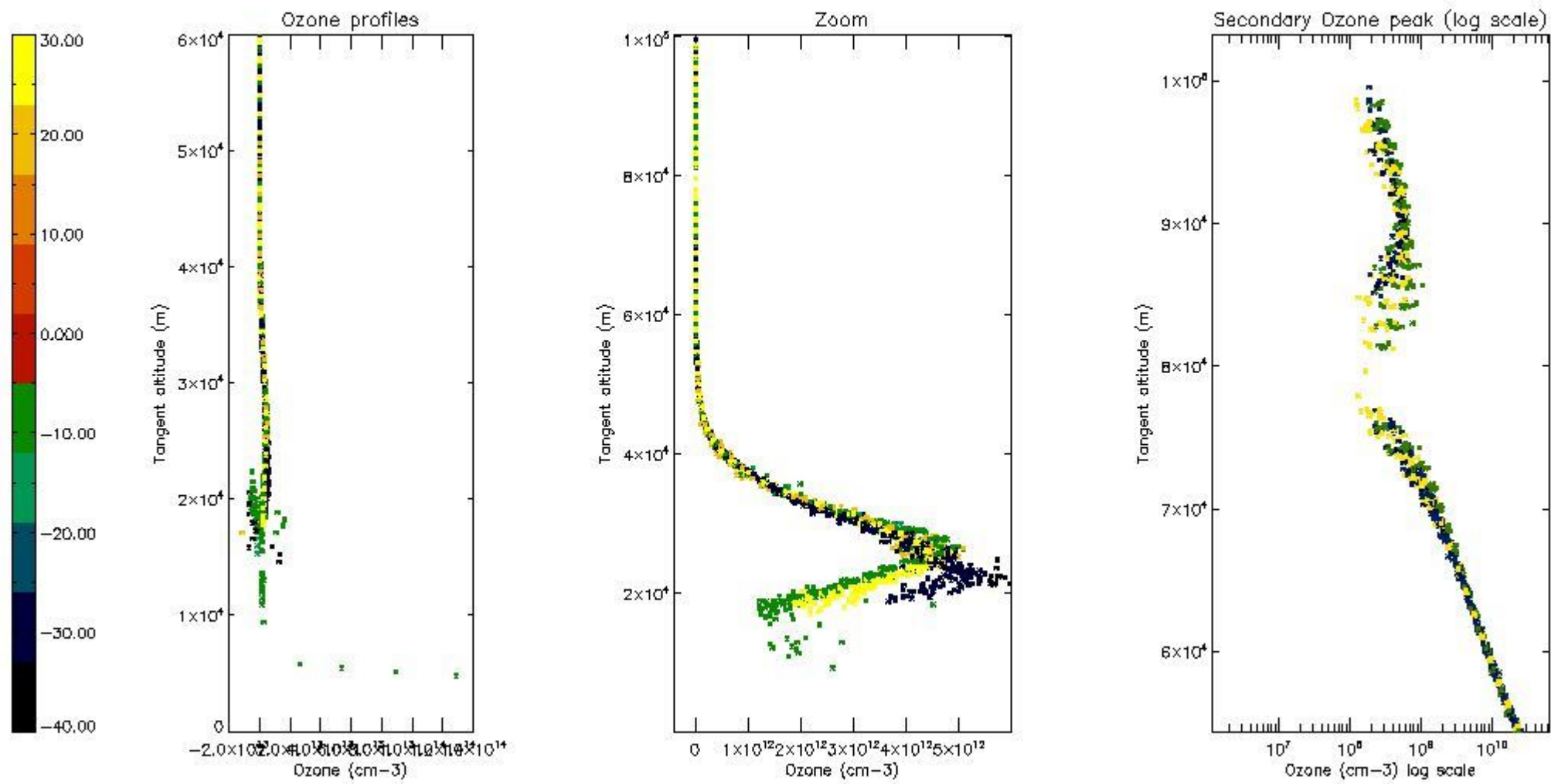
5.3 Plot ozone profiles where STD < 20% (dark without errors)

The colorbar represents the latitude.



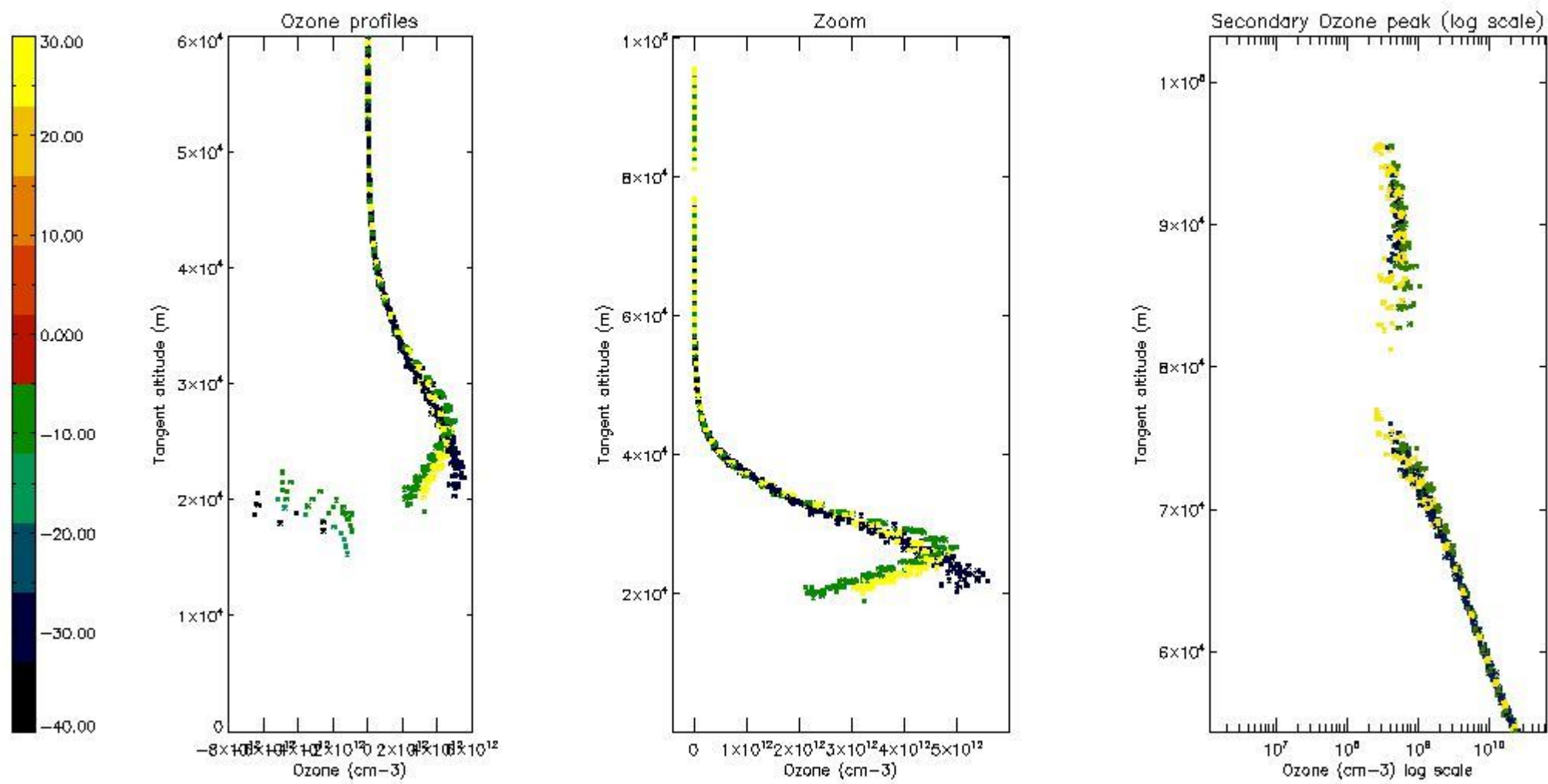
5.4 Plot ozone profiles where $STD < 10\%$ (dark without errors)

The colorbar represents the latitude.



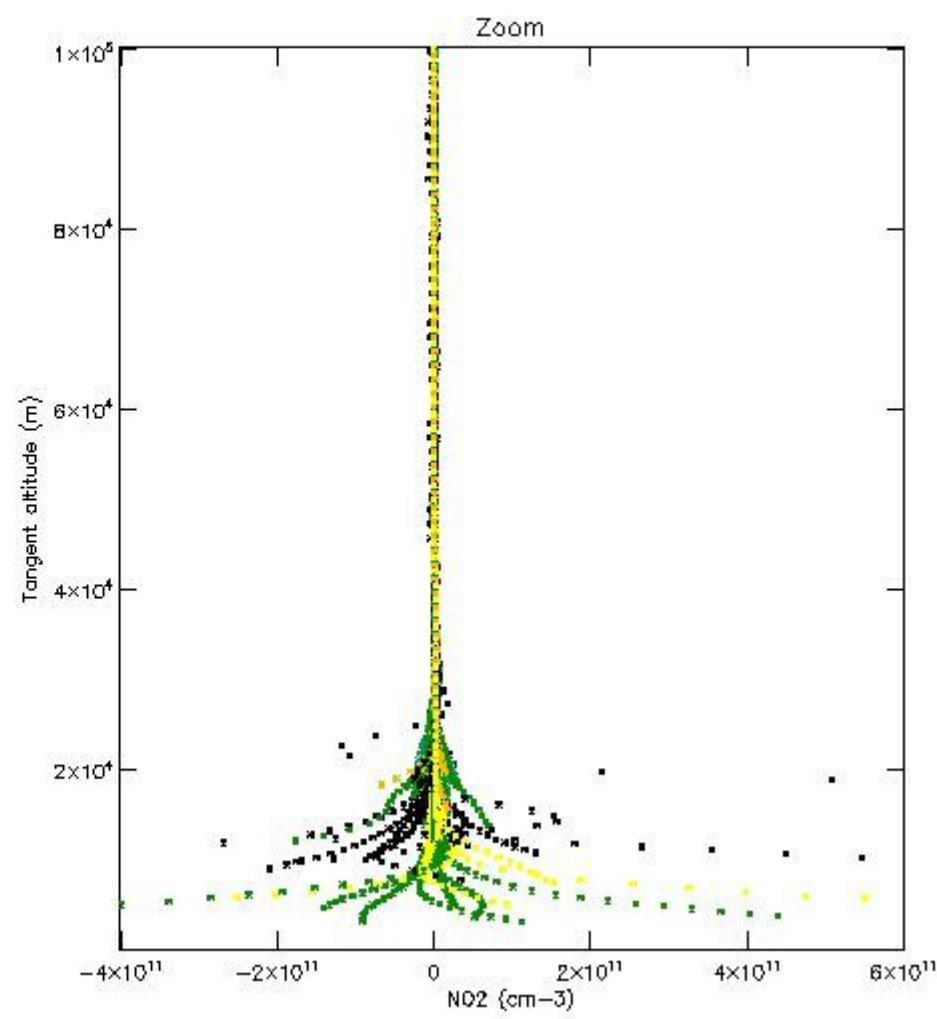
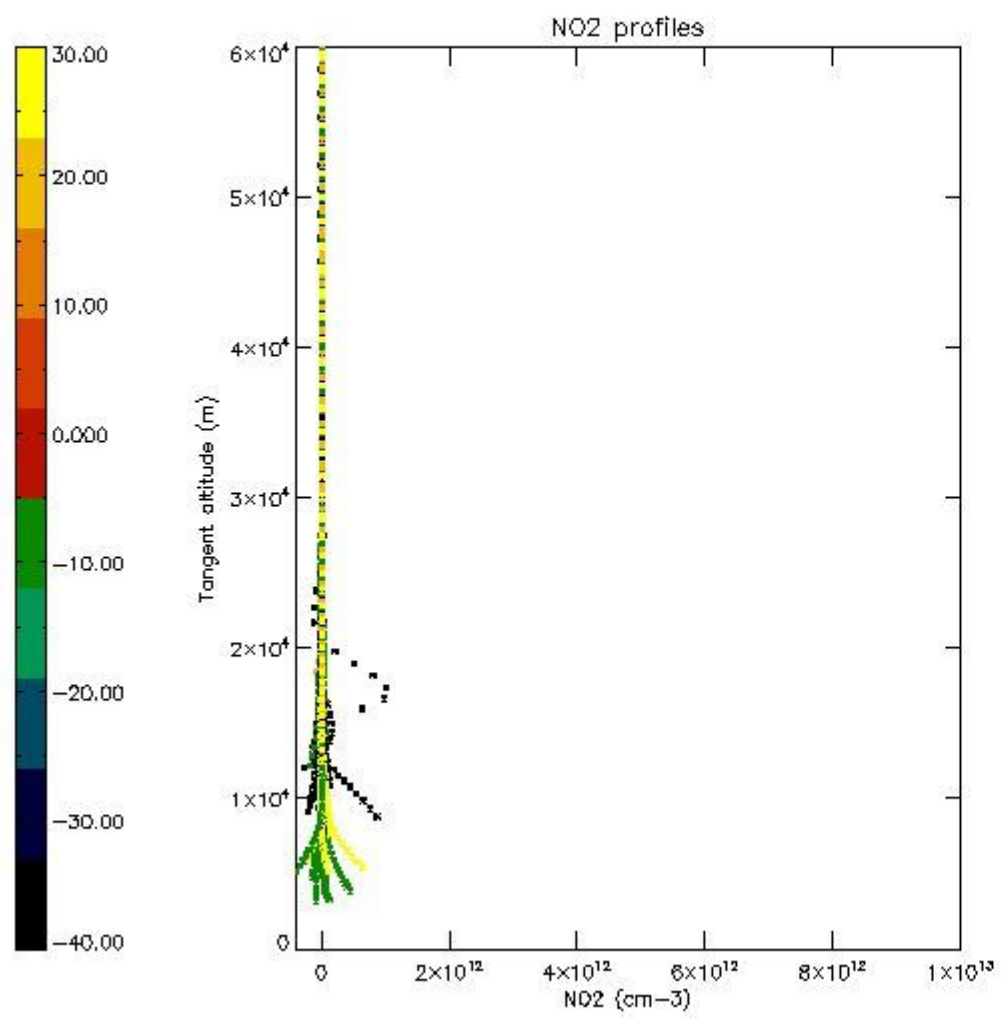
5.5 Plot ozone profiles where STD < 5% (dark without errors)

The colorbar represents the latitude.



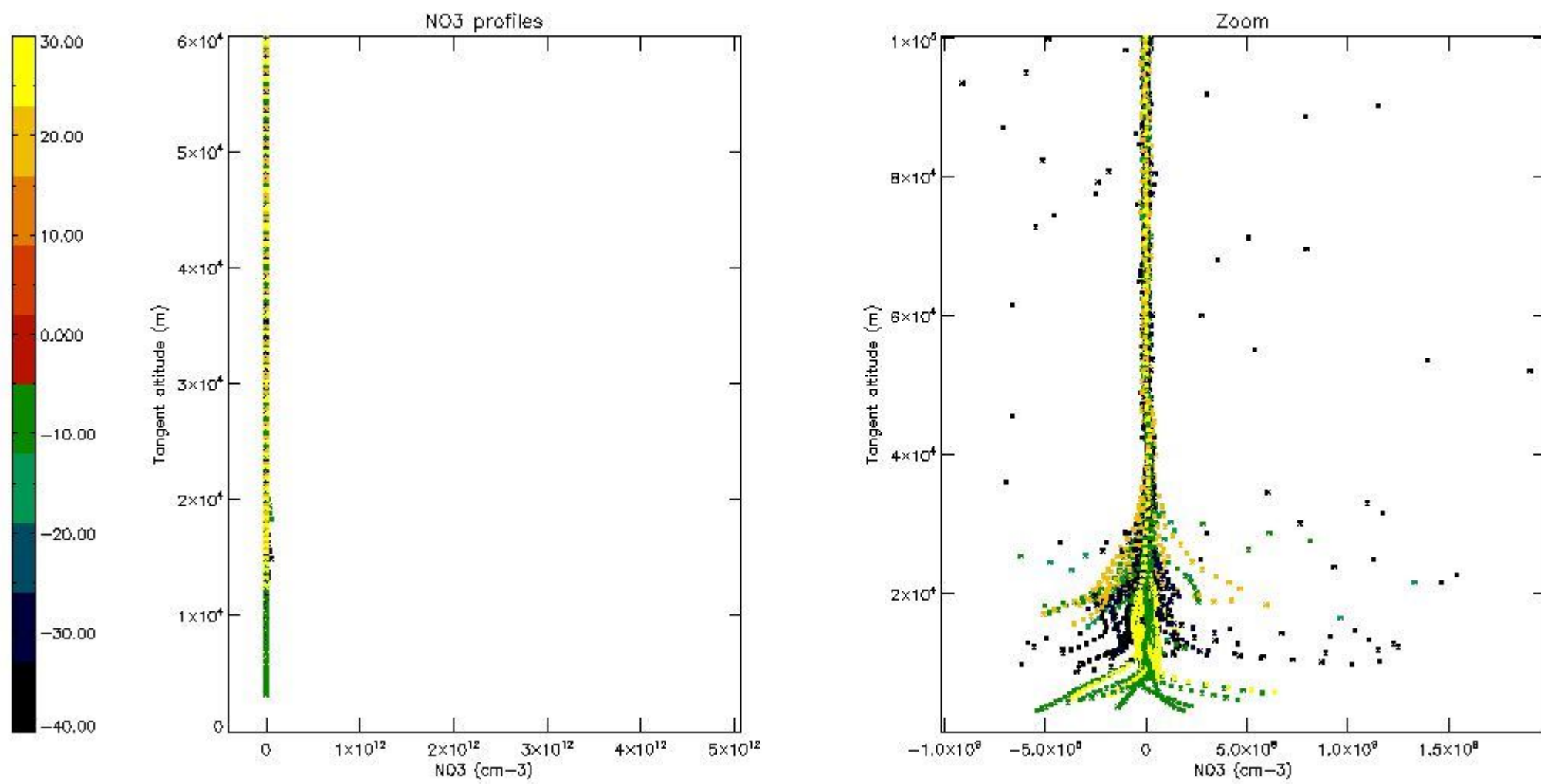
5.6 Plot NO₂ profiles for all STD (dark without errors)

The colorbar represents the latitude.



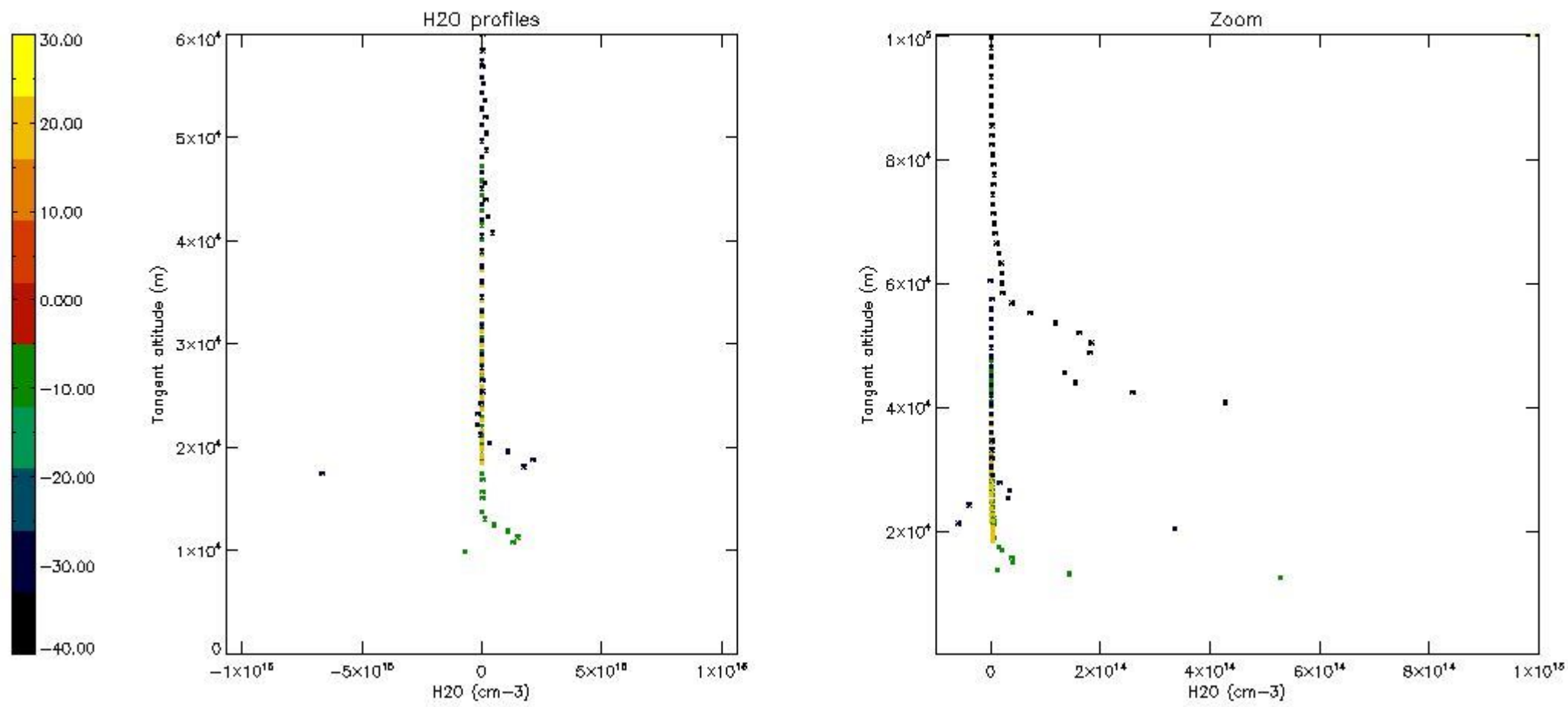
5.7 Plot NO3 profiles for all STD (dark without errors)

The colorbar represents the latitude.



5.8 Plot H₂O profiles for all STD (only for occultations of stars 1,2,3,4,13,14,16,26,63 dark without errors)

The colorbar represents the latitude.



6. Auxiliary Data Files used for the production reported in section 2

The number reported in the third column indicates since which file (see list in section 2) the corresponding auxiliary file has been used. The fourth column is the date of those product files.

Type	Auxiliary Filename	Used since product	Used since product date
INST_PHYS_CHARACTERISTICS	GOM_INS_AXVIEC20091111_143220_20030716_120000_20500101_000000	1	04-OCT-2007 00:00:41
LEVEL-2_PROC_CONFIG	GOM_PR2_AXVIEC20091111_152718_20020301_000000_20500101_000000	1	04-OCT-2007 00:00:41
CROSS_SECTIONS_FILE	GOM_CRS_AXVIEC20091111_154832_20020301_000000_20500101_000000	1	04-OCT-2007 00:00:41

GOMOS Level 2 Daily Report

SUMMARY

[1. General Info](#)

[2. Summary of processed GOM_NL_2P products](#)

[3. Level 2 Quality information per product](#)

[3.1 Plot of level 2 quality information per product \(time dependant\)](#)

[3.2 Plot of level 2 quality information per product \(world map\)](#)

[4. Level 1 Quality information per product \(stored on level 2 products\)](#)

[4.1 Plot of level 1 quality information per product \(time dependant\)](#)

[4.1.1 Plot of level 1 quality information per product \(time dependant\): ASCENDING](#)

[4.1.2 Plot of level 1 quality information per product \(time dependant\): DESCENDING](#)

[4.2 Plot of level 1 quality information per product \(world map\)](#)

[4.2.1 Plot of level 1 quality information per product \(world map\): ASCENDING](#)

[4.2.2 Plot of level 1 quality information per product \(world map\): DESCENDING](#)

[5. Ozone profiles based on quality statistics and other trace gas profiles](#)

[5.1 Ozone statistics based on quality of products](#)

[5.2 Plot ozone profiles for all STD \(dark without errors\)](#)

[5.3 Plot ozone profiles where STD < 20% \(dark without errors\)](#)

[5.4. Plot ozone profiles where STD < 10% \(dark without errors\)](#)

[5.5. Plot ozone profiles where STD < 5% \(dark without errors\)](#)

[5.6 Plot NO2 profiles for all STD \(dark without errors\)](#)

[5.7 Plot NO3 profiles for all STD \(dark without errors\)](#)

[5.8 Plot H2O profiles \(only for occultations of stars 1,2,3,4,13,14,16,26,63 dark without errors\) for all STD](#)

[6. Auxiliary Data Files used for the production reported in section 2](#)

This report presents the daily analysis on parameters extracted from GOMOS level 2 data (GOM_NL__2P). It is intended to monitor some important parameters that will impact the quality of these products. A list of level 2 products (and content) that have arrived during the reporting day to the PCF is also given.

Item	Value
Time of report generation	23APR2013 06:45:13
Data source version	GOMOS/6.01
Start time of products	04-10-2007 (04OCT2007 00:00:00)
Stop time of products	05-10-2007 (05OCT2007 00:00:00)
Store outputs in DB	Yes
Nb of level 2 prods	259
Nb of prods with errors	0

2. Summary of processed GOM_NL__2P products.

Nr	Filename	UTC Start time	Limb	Duration	Star Id	Star Name	Star Mag	Star Temp	Nb Meas	Orbit	Prod. error
1	GOM_NL__2PRFIN20071004_000041_000000602062_00131_29243_9903.N1	04-OCT-2007 00:00:41	Dark	60.000	2	Alp Car	-0.73600	7000.0	120	29243	No
2	GOM_NL__2PRFIN20071004_000949_000000392062_00131_29243_9904.N1	04-OCT-2007 00:09:49	Dark	39.000	143	Alp Hyi	2.8570	7200.0	78	29243	No
3	GOM_NL__2PRFIN20071004_001116_000000422062_00131_29243_9905.N1	04-OCT-2007 00:11:16	Dark	41.500	9	Alp Eri	0.45300	24000.	83	29243	No
4	GOM_NL__2PRFIN20071004_001634_000000422062_00131_29243_9906.N1	04-OCT-2007 00:16:34	Straylight	41.500	84	Alp Phe	2.3970	4500.0	83	29243	No
5	GOM_NL__2PRFIN20071004_002325_000000472062_00131_29243_9907.N1	04-OCT-2007 00:23:25	Straylight	46.500	52	16Bet Cet	2.0370	4500.0	93	29243	No
6	GOM_NL__2PRFIN20071004_003333_000000372062_00131_29243_9908.N1	04-OCT-2007 00:33:33	Bright	37.000	90	54Alp Peg	2.4870	11000.	74	29243	No
7	GOM_NL__2PRFIN20071004_003710_000000382062_00131_29243_9909.N1	04-OCT-2007 00:37:10	Bright	38.000	93	53Bet Peg	2.5200	3100.0	76	29243	No
8	GOM_NL__2PRFIN20071004_004625_000000382062_00131_29243_9910.N1	04-OCT-2007 00:46:25	Bright	38.000	74	11Bet Cas	2.2680	6600.0	76	29243	No
9	GOM_NL__2PRFIN20071004_004741_000000372062_00131_29243_9911.N1	04-OCT-2007 00:47:41	Bright	36.500	76	27Gam Cas	2.3000	30000.	73	29243	No
10	GOM_NL__2PRFIN20071004_005431_000000362062_00131_29243_9912.N1	04-OCT-2007 00:54:31	Bright	36.000	49	1Alp UMi	1.9900	6300.0	72	29243	No
11	GOM_NL__2PRFIN20071004_010232_000000362062_00131_29243_9913.N1	04-OCT-2007 01:02:32	Bright	36.000	36	50Alp UMa	1.8000	6300.0	72	29243	No
12	GOM_NL__2PRFIN20071004_010403_000000362062_00131_29243_9914.N1	04-OCT-2007 01:04:03	Bright	35.500	82	48Bet UMa	2.3650	10600.	71	29243	No
13	GOM_NL__2PRFIN20071004_011358_000000362062_00131_29243_9915.N1	04-OCT-2007 01:13:58	Bright	35.500	166	17Eps Leo	2.9800	6000.0	71	29243	No
14	GOM_NL__2PRFIN20071004_011703_000000352062_00131_29243_9916.N1	04-OCT-2007 01:17:03	Bright	34.500	22	32Alp Leo	1.3600	15200.	69	29243	No
15	GOM_NL__2PRFIN20071004_012339_000000462062_00131_29243_9917.N1	04-OCT-2007 01:23:39	Twilight	45.500	48	30Alp Hya	1.9770	4100.0	91	29243	No
16	GOM_NL__2PRFIN20071004_013320_000000432062_00131_29243_9918.N1	04-OCT-2007 01:33:20	Dark	42.500	65	Lam Vel	2.2040	4400.0	85	29243	No
17	GOM_NL__2PRFIN20071004_013601_000000422062_00131_29243_9919.N1	04-OCT-2007 01:36:01	Dark	41.500	34	Gam2Vel	1.7930	23000.	83	29243	No
18	GOM_NL__2PRFIN20071004_013953_000000472062_00132_29244_9916.N1	04-OCT-2007 01:39:53	Dark	47.000	161	Tau Pup	2.9310	4500.0	94	29244	No
19	GOM_NL__2PRFIN20071004_014118_000000492062_00132_29244_9917.N1	04-OCT-2007 01:41:18	Dark	48.500	2	Alp Car	-0.73600	7000.0	97	29244	No
20	GOM_NL__2PRFIN20071004_015025_000000382062_00132_29244_9918.N1	04-OCT-2007 01:50:25	Dark	37.500	143	Alp Hyi	2.8570	7200.0	75	29244	No
21	GOM_NL__2PRFIN20071004_015153_000000442062_00132_29244_9919.N1	04-OCT-2007 01:51:53	Dark	43.500	9	Alp Eri	0.45300	24000.	87	29244	No
22	GOM_NL__2PRFIN20071004_015710_000000432062_00132_29244_9920.N1	04-OCT-2007 01:57:10	Straylight	42.500	84	Alp Phe	2.3970	4500.0	85	29244	No
23	GOM_NL__2PRFIN20071004_020401_000000482062_00132_29244_9921.N1	04-OCT-2007 02:04:01	Straylight	48.000	52	16Bet Cet	2.0370	4500.0	96	29244	No
24	GOM_NL__2PRFIN20071004_021409_000000362062_00132_29244_9922.N1	04-OCT-2007 02:14:09	Bright	36.000	90	54Alp Peg	2.4870	11000.	72	29244	No
25	GOM_NL__2PRFIN20071004_021746_000000382062_00132_29244_9923.N1	04-OCT-2007 02:17:46	Bright	38.000	93	53Bet Peg	2.5200	3100.0	76	29244	No
26	GOM_NL__2PRFIN20071004_022701_000000382062_00132_29244_9924.N1	04-OCT-2007 02:27:01	Bright	37.500	74	11Bet Cas	2.2680	6600.0	75	29244	No
27	GOM_NL__2PRFIN20071004_022817_000000372062_00132_29244_9925.N1	04-OCT-2007 02:28:17	Bright	36.500	76	27Gam Cas	2.3000	30000.	73	29244	No
28	GOM_NL__2PRFIN20071004_023507_000000352062_00132_29244_9926.N1	04-OCT-2007 02:35:07	Bright	35.000	49	1Alp UMi	1.9900	6300.0	70	29244	No
29	GOM_NL__2PRFIN20071004_024308_000000522062_00132_29244_9927.N1	04-OCT-2007 02:43:08	Bright	52.000	36	50Alp UMa	1.8000	6300.0	104	29244	No
30	GOM_NL__2PRFIN20071004_024439_000000412062_00132_29244_9928.N1	04-OCT-2007 02:44:39	Bright	41.000	82	48Bet UMa	2.3650	10600.	82	29244	No
31	GOM_NL__2PRFIN20071004_025434_000000372062_00132_29244_9929.N1	04-OCT-2007 02:54:34	Bright	36.500	166	17Eps Leo	2.9800	6000.0	73	29244	No
32	GOM_NL__2PRFIN20071004_025739_000000342062_00132_29244_9930.N1	04-OCT-2007 02:57:39	Bright	34.000	22	32Alp Leo	1.3600	15200.	68	29244	No
33	GOM_NL__2PRFIN20071004_030416_000000482062_00132_29244_9931.N1	04-OCT-2007 03:04:16	Twilight	47.500	48	30Alp Hya	1.9770	4100.0	95	29244	No
34	GOM_NL__2PRFIN20071004_031356_000000442062_00132_29244_9932.N1	04-OCT-2007 03:13:56	Dark	43.500	65	Lam Vel	2.2040	4400.0	87	29244	No
35	GOM_NL__2PRFIN20071004_031638_000000432062_00132_29244_9933.N1	04-OCT-2007 03:16:38	Dark	42.500	34	Gam2Vel	1.7930	23000.	85	29244	No
36	GOM_NL__2PRFIN20071004_032030_000000462062_00133_29245_9923.N1	04-OCT-2007 03:20:30	Dark	46.000	161	Tau Pup	2.9310	4500.0	92	29245	No
37	GOM_NL__2PRFIN20071004_032154_000000452062_00133_29245_9924.N1	04-OCT-2007 03:21:54	Dark	45.000	2	Alp Car	-0.73600	7000.0	90	29245	No
38	GOM_NL__2PRFIN20071004_033101_000000392062_00133_29245_9925.N1	04-OCT-2007 03:31:01	Dark	39.000	143	Alp Hyi	2.8570	7200.0	78	29245	No
39	GOM_NL__2PRFIN20071004_033229_000000402062_00133_29245_9926.N1	04-OCT-2007 03:32:29	Dark	39.500	9	Alp Eri	0.45300	24000.	79	29245	No
40	GOM_NL__2PRFIN20071004_033747_000000402062_00133_29245_9927.N1	04-OCT-2007 03:37:47	Straylight	40.000	84	Alp Phe	2.3970	4500.0	80	29245	No
41	GOM_NL__2PRFIN20071004_034438_000000472062_00133_29245_9928.N1	04-OCT-2007 03:44:38	Straylight	46.500	52	16Bet Cet	2.0370	4500.0	93	29245	No
42	GOM_NL__2PRFIN20071004_035445_000000362062_00133_29245_9929.N1	04-OCT-2007 03:54:45	Bright	36.000	90	54Alp Peg	2.4870	11000.	72	29245	No

43	GOM_NL__2PRFIN20071004_035822_000000372062_00133_29245_9930.N1	04-OCT-2007 03:58:22	Bright	36.500	93	53Bet Peg	2.5200	3100.0	73	29245	No
44	GOM_NL__2PRFIN20071004_040737_000000382062_00133_29245_9931.N1	04-OCT-2007 04:07:37	Bright	38.000	74	11Bet Cas	2.2680	6600.0	76	29245	No
45	GOM_NL__2PRFIN20071004_040853_000000392062_00133_29245_9932.N1	04-OCT-2007 04:08:53	Bright	39.000	76	27Gam Cas	2.3000	30000.	78	29245	No
46	GOM_NL__2PRFIN20071004_041543_000000332062_00133_29245_9933.N1	04-OCT-2007 04:15:43	Bright	32.500	49	1Alp UMi	1.9900	6300.0	65	29245	No
47	GOM_NL__2PRFIN20071004_042344_000000372062_00133_29245_9934.N1	04-OCT-2007 04:23:44	Bright	36.500	36	50Alp UMa	1.8000	6300.0	73	29245	No
48	GOM_NL__2PRFIN20071004_042515_000000522062_00133_29245_9935.N1	04-OCT-2007 04:25:15	Bright	52.000	82	48Bet UMa	2.3650	10600.	104	29245	No
49	GOM_NL__2PRFIN20071004_043510_000000362062_00133_29245_9936.N1	04-OCT-2007 04:35:10	Bright	36.000	166	17Eps Leo	2.9800	6000.0	72	29245	No
50	GOM_NL__2PRFIN20071004_043815_000000342062_00133_29245_9937.N1	04-OCT-2007 04:38:15	Bright	33.500	22	32Alp Leo	1.3600	15200.	67	29245	No
51	GOM_NL__2PRFIN20071004_044452_000000472062_00133_29245_9938.N1	04-OCT-2007 04:44:52	Twilight	46.500	48	30Alp Hya	1.9770	4100.0	93	29245	No
52	GOM_NL__2PRFIN20071004_045432_000000452062_00133_29245_9939.N1	04-OCT-2007 04:54:32	Dark	45.000	65	Lam Vel	2.2040	4400.0	90	29245	No
53	GOM_NL__2PRFIN20071004_045714_000000392062_00133_29245_9940.N1	04-OCT-2007 04:57:14	Dark	39.000	34	Gam2Vel	1.7930	23000.	78	29245	No
54	GOM_NL__2PRFIN20071004_050107_000000442062_00134_29246_9944.N1	04-OCT-2007 05:01:07	Dark	44.000	161	Tau Pup	2.9310	4500.0	88	29246	No
55	GOM_NL__2PRFIN20071004_050231_000000582062_00134_29246_9945.N1	04-OCT-2007 05:02:31	Dark	58.000	2	Alp Car	-0.73600	7000.0	116	29246	No
56	GOM_NL__2PRFIN20071004_051138_000000392062_00134_29246_9946.N1	04-OCT-2007 05:11:38	Dark	39.000	143	Alp Hyi	2.8570	7200.0	78	29246	No
57	GOM_NL__2PRFIN20071004_051305_000000422062_00134_29246_9947.N1	04-OCT-2007 05:13:05	Dark	41.500	9	Alp Eri	0.45300	24000.	83	29246	No
58	GOM_NL__2PRFIN20071004_051823_000000392062_00134_29246_9948.N1	04-OCT-2007 05:18:23	Straylight	38.500	84	Alp Phe	2.3970	4500.0	77	29246	No
59	GOM_NL__2PRFIN20071004_052514_000000492062_00134_29246_9949.N1	04-OCT-2007 05:25:14	Straylight	48.500	52	16Bet Cet	2.0370	4500.0	97	29246	No
60	GOM_NL__2PRFIN20071004_053521_000000352062_00134_29246_9950.N1	04-OCT-2007 05:35:21	Bright	35.000	90	54Alp Peg	2.4870	11000.	70	29246	No
61	GOM_NL__2PRFIN20071004_053858_000000362062_00134_29246_9951.N1	04-OCT-2007 05:38:58	Bright	35.500	93	53Bet Peg	2.5200	3100.0	71	29246	No
62	GOM_NL__2PRFIN20071004_054813_000000382062_00134_29246_9952.N1	04-OCT-2007 05:48:13	Bright	37.500	74	11Bet Cas	2.2680	6600.0	75	29246	No
63	GOM_NL__2PRFIN20071004_054928_000000402062_00134_29246_9953.N1	04-OCT-2007 05:49:28	Bright	40.000	76	27Gam Cas	2.3000	30000.	80	29246	No
64	GOM_NL__2PRFIN20071004_055619_000000362062_00134_29246_9954.N1	04-OCT-2007 05:56:19	Bright	36.000	49	1Alp UMi	1.9900	6300.0	72	29246	No
65	GOM_NL__2PRFIN20071004_060420_000000372062_00134_29246_9955.N1	04-OCT-2007 06:04:20	Bright	36.500	36	50Alp UMa	1.8000	6300.0	73	29246	No
66	GOM_NL__2PRFIN20071004_060551_000000352062_00134_29246_9956.N1	04-OCT-2007 06:05:51	Bright	34.500	82	48Bet UMa	2.3650	10600.	69	29246	No
67	GOM_NL__2PRFIN20071004_061546_000000352062_00134_29246_9957.N1	04-OCT-2007 06:15:46	Bright	35.000	166	17Eps Leo	2.9800	6000.0	70	29246	No
68	GOM_NL__2PRFIN20071004_061852_000000342062_00134_29246_9958.N1	04-OCT-2007 06:18:52	Bright	33.500	22	32Alp Leo	1.3600	15200.	67	29246	No
69	GOM_NL__2PRFIN20071004_062529_000000492062_00134_29246_9959.N1	04-OCT-2007 06:25:29	Twilight	48.500	48	30Alp Hya	1.9770	4100.0	97	29246	No
70	GOM_NL__2PRFIN20071004_063509_000000472062_00134_29246_9960.N1	04-OCT-2007 06:35:09	Dark	47.000	65	Lam Vel	2.2040	4400.0	94	29246	No
71	GOM_NL__2PRFIN20071004_063751_000000472062_00134_29246_9961.N1	04-OCT-2007 06:37:51	Dark	46.500	34	Gam2Vel	1.7930	23000.	93	29246	No
72	GOM_NL__2PRFIN20071004_064144_000000472062_00135_29247_9958.N1	04-OCT-2007 06:41:44	Dark	47.000	161	Tau Pup	2.9310	4500.0	94	29247	No
73	GOM_NL__2PRFIN20071004_064308_000000592062_00135_29247_9959.N1	04-OCT-2007 06:43:08	Dark	59.000	2	Alp Car	-0.73600	7000.0	118	29247	No
74	GOM_NL__2PRFIN20071004_065214_000000382062_00135_29247_9960.N1	04-OCT-2007 06:52:14	Dark	38.000	143	Alp Hyi	2.8570	7200.0	76	29247	No
75	GOM_NL__2PRFIN20071004_065342_000000512062_00135_29247_9961.N1	04-OCT-2007 06:53:42	Dark	51.000	9	Alp Eri	0.45300	24000.	102	29247	No
76	GOM_NL__2PRFIN20071004_065859_000000452062_00135_29247_9962.N1	04-OCT-2007 06:58:59	Straylight	45.000	84	Alp Phe	2.3970	4500.0	90	29247	No
77	GOM_NL__2PRFIN20071004_070550_000000492062_00135_29247_9963.N1	04-OCT-2007 07:05:50	Straylight	49.000	52	16Bet Cet	2.0370	4500.0	98	29247	No
78	GOM_NL__2PRFIN20071004_071557_000000352062_00135_29247_9964.N1	04-OCT-2007 07:15:57	Bright	35.000	90	54Alp Peg	2.4870	11000.	70	29247	No
79	GOM_NL__2PRFIN20071004_071934_000000392062_00135_29247_9965.N1	04-OCT-2007 07:19:34	Bright	38.500	93	53Bet Peg	2.5200	3100.0	77	29247	No
80	GOM_NL__2PRFIN20071004_072848_000000382062_00135_29247_9966.N1	04-OCT-2007 07:28:48	Bright	38.000	74	11Bet Cas	2.2680	6600.0	76	29247	No
81	GOM_NL__2PRFIN20071004_073004_000000392062_00135_29247_9967.N1	04-OCT-2007 07:30:04	Bright	39.000	76	27Gam Cas	2.3000	30000.	78	29247	No
82	GOM_NL__2PRFIN20071004_073655_000000372062_00135_29247_9968.N1	04-OCT-2007 07:36:55	Bright	36.500	49	1Alp UMi	1.9900	6300.0	73	29247	No
83	GOM_NL__2PRFIN20071004_074457_000000372062_00135_29247_9969.N1	04-OCT-2007 07:44:57	Bright	37.000	36	50Alp UMa	1.8000	6300.0	74	29247	No
84	GOM_NL__2PRFIN20071004_074627_000000352062_00135_29247_9970.N1	04-OCT-2007 07:46:27	Bright	35.000	82	48Bet UMa	2.3650	10600.	70	29247	No
85	GOM_NL__2PRFIN20071004_075623_000000362062_00135_29247_9971.N1	04-OCT-2007 07:56:23	Bright	35.500	166	17Eps Leo	2.9800	6000.0	71	29247	No
86	GOM_NL__2PRFIN20071004_075928_000000332062_00135_29247_9972.N1	04-OCT-2007 07:59:28	Bright	33.000	22	32Alp Leo	1.3600	15200.	66	29247	No
87	GOM_NL__2PRFIN20071004_080605_000000452062_00135_29247_9973.N1	04-OCT-2007 08:06:05	Twilight	45.000	48	30Alp Hya	1.9770	4100.0	90	29247	No
88	GOM_NL__2PRFIN20071004_081545_000000442062_00135_29247_9974.N1	04-OCT-2007 08:15:45	Dark	43.500	65	Lam Vel	2.2040	4400.0	87	29247	No
89	GOM_NL__2PRFIN20071004_081828_000000412062_00135_29247_9975.N1	04-OCT-2007 08:18:28	Dark	41.000	34	Gam2Vel	1.7930	23000.	82	29247	No
90	GOM_NL__2PRFIN20071004_082220_000000422062_00136_29248_9969.N1	04-OCT-2007 08:22:20	Dark	42.000	161	Tau Pup	2.9310	4500.0	84	29248	No
91	GOM_NL__2PRFIN20071004_082345_000000602062_00136_29248_9970.N1	04-OCT-2007 08:23:45	Dark	60.000	2	Alp Car	-0.73600	7000.0	120	29248	No
92	GOM_NL__2PRFIN20071004_083250_000000392062_00136_29248_9971.N1	04-OCT-2007 08:32:50	Dark	38.500	143	Alp Hyi	2.8570	7200.0	77	29248	No
93	GOM_NL__2PRFIN20071004_083418_000000452062_00136_29248_9972.N1	04-OCT-2007 08:34:18	Dark	44.500	9	Alp Eri	0.45300	24000.	89	29248	No
94	GOM_NL__2PRFIN20071004_083935_000000412062_00136_29248_9973.N1	04-OCT-2007 08:39:35	Straylight	40.500	84	Alp Phe	2.3970	4500.0	81	29248	No
95	GOM_NL__2PRFIN20071004_084626_000000492062_00136_29248_9974.N1	04-OCT-2007 08:46:26	Straylight	49.000	52	16Bet Cet	2.0370	4500.0	98	29248	No
96	GOM_NL__2PRFIN20071004_085633_000000362062_00136_29248_9975.N1	04-OCT-2007 08:56:33	Bright	35.500	90	54Alp Peg	2.4870	11000.	71	29248	No
97	GOM_NL__2PRFIN20071004_090010_000000362062_00136_29248_9976.N1	04-OCT-2007 09:00:10	Bright	36.000	93	53Bet Peg	2.5200	3100.0	72	29248	No
98	GOM_NL__2PRFIN20071004_090924_000000372062_00136_29248_9977.N1	04-OCT-2007 09:09:24	Bright	37.000	74	11Bet Cas	2.2680	6600.0	74	29248	No
99	GOM_NL__2PRFIN20071004_091039_000000402062_00136_29248_9978.N1	04-OCT-2007 09:10:39	Bright	39.500	76	27Gam Cas	2.3000	30000.	79	29248	No
100	GOM_NL__2PRFIN20071004_091731_000000372062_00136_29248_9979.N1	04-OCT-2007 09:17:31	Bright	36.500	49	1Alp UMi	1.9900	6300.0	73	29248	No
101	GOM_NL__2PRFIN20071004_092533_000000352062_00136_29248_9980.N1	04-OCT-2007 09:25:33	Bright	34.500	36	50Alp UMa	1.8000	6300.0	69	29248	No

102	GOM_NL__2PRFIN20071004_092703_000000342062_00136_29248_9981.N1	04-OCT-2007 09:27:03	Bright	33.500	82	48Bet UMa	2.3650	10600.	67	29248	No
103	GOM_NL__2PRFIN20071004_093659_000000352062_00136_29248_9982.N1	04-OCT-2007 09:36:59	Bright	34.500	166	17Eps Leo	2.9800	6000.0	69	29248	No
104	GOM_NL__2PRFIN20071004_094004_000000322062_00136_29248_9983.N1	04-OCT-2007 09:40:04	Bright	32.000	22	32Alp Leo	1.3600	15200.	64	29248	No
105	GOM_NL__2PRFIN20071004_094641_000000472062_00136_29248_9984.N1	04-OCT-2007 09:46:41	Twilight	47.000	48	30Alp Hya	1.9770	4100.0	94	29248	No
106	GOM_NL__2PRFIN20071004_095621_000000462062_00136_29248_9985.N1	04-OCT-2007 09:56:21	Dark	45.500	65	Lam Vel	2.2040	4400.0	91	29248	No
107	GOM_NL__2PRFIN20071004_095904_000000402062_00136_29248_9986.N1	04-OCT-2007 09:59:04	Dark	40.000	34	Gam2Vel	1.7930	23000.	80	29248	No
108	GOM_NL__2PRFIN20071004_100257_000000442062_00137_29249_9979.N1	04-OCT-2007 10:02:57	Dark	44.000	161	Tau Pup	2.9310	4500.0	88	29249	No
109	GOM_NL__2PRFIN20071004_100421_000000592062_00137_29249_9980.N1	04-OCT-2007 10:04:21	Dark	59.000	2	Alp Car	-0.73600	7000.0	118	29249	No
110	GOM_NL__2PRFIN20071004_101327_000000382062_00137_29249_9981.N1	04-OCT-2007 10:13:27	Dark	37.500	143	Alp Hyi	2.8570	7200.0	75	29249	No
111	GOM_NL__2PRFIN20071004_101454_000000432062_00137_29249_9982.N1	04-OCT-2007 10:14:54	Dark	42.500	9	Alp Eri	0.45300	24000.	85	29249	No
112	GOM_NL__2PRFIN20071004_102011_000000432062_00137_29249_9983.N1	04-OCT-2007 10:20:11	Straylight	42.500	84	Alp Phe	2.3970	4500.0	85	29249	No
113	GOM_NL__2PRFIN20071004_102702_000000472062_00137_29249_9984.N1	04-OCT-2007 10:27:02	Straylight	47.000	52	16Bet Cet	2.0370	4500.0	94	29249	No
114	GOM_NL__2PRFIN20071004_103709_000000362062_00137_29249_9985.N1	04-OCT-2007 10:37:09	Bright	35.500	90	54Alp Peg	2.4870	11000.	71	29249	No
115	GOM_NL__2PRFIN20071004_104046_000000362062_00137_29249_9986.N1	04-OCT-2007 10:40:46	Bright	35.500	93	53Bet Peg	2.5200	3100.0	71	29249	No
116	GOM_NL__2PRFIN20071004_105000_000000382062_00137_29249_9987.N1	04-OCT-2007 10:50:00	Bright	38.000	74	11Bet Cas	2.2680	6600.0	76	29249	No
117	GOM_NL__2PRFIN20071004_105115_000000392062_00137_29249_9988.N1	04-OCT-2007 10:51:15	Bright	39.000	76	27Gam Cas	2.3000	30000.	78	29249	No
118	GOM_NL__2PRFIN20071004_105807_000000372062_00137_29249_9989.N1	04-OCT-2007 10:58:07	Bright	36.500	49	1Alp UMi	1.9900	6300.0	73	29249	No
119	GOM_NL__2PRFIN20071004_110608_000000342062_00137_29249_9990.N1	04-OCT-2007 11:06:08	Bright	33.500	36	50Alp UMa	1.8000	6300.0	67	29249	No
120	GOM_NL__2PRFIN20071004_110739_000000512062_00137_29249_9991.N1	04-OCT-2007 11:07:39	Bright	50.500	82	48Bet UMa	2.3650	10600.	101	29249	No
121	GOM_NL__2PRFIN20071004_111735_000000352062_00137_29249_9992.N1	04-OCT-2007 11:17:35	Bright	35.000	166	17Eps Leo	2.9800	6000.0	70	29249	No
122	GOM_NL__2PRFIN20071004_112040_000000342062_00137_29249_9993.N1	04-OCT-2007 11:20:40	Bright	33.500	22	32Alp Leo	1.3600	15200.	67	29249	No
123	GOM_NL__2PRFIN20071004_112718_000000452062_00137_29249_9994.N1	04-OCT-2007 11:27:18	Twilight	44.500	48	30Alp Hya	1.9770	4100.0	89	29249	No
124	GOM_NL__2PRFIN20071004_113658_000000462062_00137_29249_9995.N1	04-OCT-2007 11:36:58	Dark	45.500	65	Lam Vel	2.2040	4400.0	91	29249	No
125	GOM_NL__2PRFIN20071004_113941_000000402062_00137_29249_9996.N1	04-OCT-2007 11:39:41	Dark	40.000	34	Gam2Vel	1.7930	23000.	80	29249	No
126	GOM_NL__2PRFIN20071004_114334_000000452062_00138_29250_0003.N1	04-OCT-2007 11:43:34	Dark	44.500	161	Tau Pup	2.9310	4500.0	89	29250	No
127	GOM_NL__2PRFIN20071004_114458_000000572062_00138_29250_0004.N1	04-OCT-2007 11:44:58	Dark	57.000	2	Alp Car	-0.73600	7000.0	114	29250	No
128	GOM_NL__2PRFIN20071004_115403_000000402062_00138_29250_0005.N1	04-OCT-2007 11:54:03	Dark	40.000	143	Alp Hyi	2.8570	7200.0	80	29250	No
129	GOM_NL__2PRFIN20071004_115530_000000412062_00138_29250_0006.N1	04-OCT-2007 11:55:30	Dark	41.000	9	Alp Eri	0.45300	24000.	82	29250	No
130	GOM_NL__2PRFIN20071004_120048_000000392062_00138_29250_0007.N1	04-OCT-2007 12:00:48	Straylight	39.000	84	Alp Phe	2.3970	4500.0	78	29250	No
131	GOM_NL__2PRFIN20071004_120738_000000482062_00138_29250_0008.N1	04-OCT-2007 12:07:38	Straylight	48.000	52	16Bet Cet	2.0370	4500.0	96	29250	No
132	GOM_NL__2PRFIN20071004_121745_000000362062_00138_29250_0009.N1	04-OCT-2007 12:17:45	Bright	36.000	90	54Alp Peg	2.4870	11000.	72	29250	No
133	GOM_NL__2PRFIN20071004_122122_000000372062_00138_29250_0010.N1	04-OCT-2007 12:21:22	Bright	36.500	93	53Bet Peg	2.5200	3100.0	73	29250	No
134	GOM_NL__2PRFIN20071004_123035_000000382062_00138_29250_0011.N1	04-OCT-2007 12:30:35	Bright	38.000	74	11Bet Cas	2.2680	6600.0	76	29250	No
135	GOM_NL__2PRFIN20071004_123150_000000372062_00138_29250_0012.N1	04-OCT-2007 12:31:50	Bright	36.500	76	27Gam Cas	2.3000	30000.	73	29250	No
136	GOM_NL__2PRFIN20071004_123842_000000362062_00138_29250_0013.N1	04-OCT-2007 12:38:42	Bright	36.000	49	1Alp UMi	1.9900	6300.0	72	29250	No
137	GOM_NL__2PRFIN20071004_124644_000000332062_00138_29250_0014.N1	04-OCT-2007 12:46:44	Bright	32.500	36	50Alp UMa	1.8000	6300.0	65	29250	No
138	GOM_NL__2PRFIN20071004_124815_000000322062_00138_29250_0015.N1	04-OCT-2007 12:48:15	Bright	32.000	82	48Bet UMa	2.3650	10600.	64	29250	No
139	GOM_NL__2PRFIN20071004_125811_000000372062_00138_29250_0016.N1	04-OCT-2007 12:58:11	Bright	36.500	166	17Eps Leo	2.9800	6000.0	73	29250	No
140	GOM_NL__2PRFIN20071004_130116_000000342062_00138_29250_0017.N1	04-OCT-2007 13:01:16	Bright	33.500	22	32Alp Leo	1.3600	15200.	67	29250	No
141	GOM_NL__2PRFIN20071004_130754_000000452062_00138_29250_0018.N1	04-OCT-2007 13:07:54	Twilight	44.500	48	30Alp Hya	1.9770	4100.0	89	29250	No
142	GOM_NL__2PRFIN20071004_131734_000000472062_00138_29250_0019.N1	04-OCT-2007 13:17:34	Dark	47.000	65	Lam Vel	2.2040	4400.0	94	29250	No
143	GOM_NL__2PRFIN20071004_132017_000000462062_00138_29250_0020.N1	04-OCT-2007 13:20:17	Dark	46.000	34	Gam2Vel	1.7930	23000.	92	29250	No
144	GOM_NL__2PRFIN20071004_132410_000000432062_00139_29251_0009.N1	04-OCT-2007 13:24:10	Dark	43.000	161	Tau Pup	2.9310	4500.0	86	29251	No
145	GOM_NL__2PRFIN20071004_132535_000000462062_00139_29251_0010.N1	04-OCT-2007 13:25:35	Dark	45.500	2	Alp Car	-0.73600	7000.0	91	29251	No
146	GOM_NL__2PRFIN20071004_133439_000000392062_00139_29251_0011.N1	04-OCT-2007 13:34:39	Dark	38.500	143	Alp Hyi	2.8570	7200.0	77	29251	No
147	GOM_NL__2PRFIN20071004_133607_000000432062_00139_29251_0012.N1	04-OCT-2007 13:36:07	Dark	43.000	9	Alp Eri	0.45300	24000.	86	29251	No
148	GOM_NL__2PRFIN20071004_134124_000000382062_00139_29251_0013.N1	04-OCT-2007 13:41:24	Straylight	37.500	84	Alp Phe	2.3970	4500.0	75	29251	No
149	GOM_NL__2PRFIN20071004_134814_000000492062_00139_29251_0014.N1	04-OCT-2007 13:48:14	Straylight	48.500	52	16Bet Cet	2.0370	4500.0	97	29251	No
150	GOM_NL__2PRFIN20071004_135821_000000372062_00139_29251_0015.N1	04-OCT-2007 13:58:21	Bright	36.500	90	54Alp Peg	2.4870	11000.	73	29251	No
151	GOM_NL__2PRFIN20071004_140158_000000362062_00139_29251_0016.N1	04-OCT-2007 14:01:58	Bright	36.000	93	53Bet Peg	2.5200	3100.0	72	29251	No
152	GOM_NL__2PRFIN20071004_141111_000000372062_00139_29251_0017.N1	04-OCT-2007 14:11:11	Bright	37.000	74	11Bet Cas	2.2680	6600.0	74	29251	No
153	GOM_NL__2PRFIN20071004_141226_000000362062_00139_29251_0018.N1	04-OCT-2007 14:12:26	Bright	35.500	76	27Gam Cas	2.3000	30000.	71	29251	No
154	GOM_NL__2PRFIN20071004_141918_000000362062_00139_29251_0019.N1	04-OCT-2007 14:19:18	Bright	35.500	49	1Alp UMi	1.9900	6300.0	71	29251	No
155	GOM_NL__2PRFIN20071004_142720_000000372062_00139_29251_0020.N1	04-OCT-2007 14:27:20	Bright	36.500	36	50Alp UMa	1.8000	6300.0	73	29251	No
156	GOM_NL__2PRFIN20071004_142851_000000342062_00139_29251_0021.N1	04-OCT-2007 14:28:51	Bright	33.500	82	48Bet UMa	2.3650	10600.	67	29251	No
157	GOM_NL__2PRFIN20071004_143847_000000362062_00139_29251_0022.N1	04-OCT-2007 14:38:47	Bright	35.500	166	17Eps Leo	2.9800	6000.0	71	29251	No
158	GOM_NL__2PRFIN20071004_144152_000000532062_00139_29251_0023.N1	04-OCT-2007 14:41:52	Bright	53.000	22	32Alp Leo	1.3600	15200.	106	29251	No
159	GOM_NL__2PRFIN20071004_144830_000000462062_00139_29251_0024.N1	04-OCT-2007 14:48:30	Twilight	46.000	48	30Alp Hya	1.9770	4100.0	92	29251	No
160	GOM_NL__2PRFIN20071004_145810_000000442062_00139_29251_0025.N1	04-OCT-2007 14:58:10	Dark	44.000	65	Lam Vel	2.2040	4400.0	88	29251	No

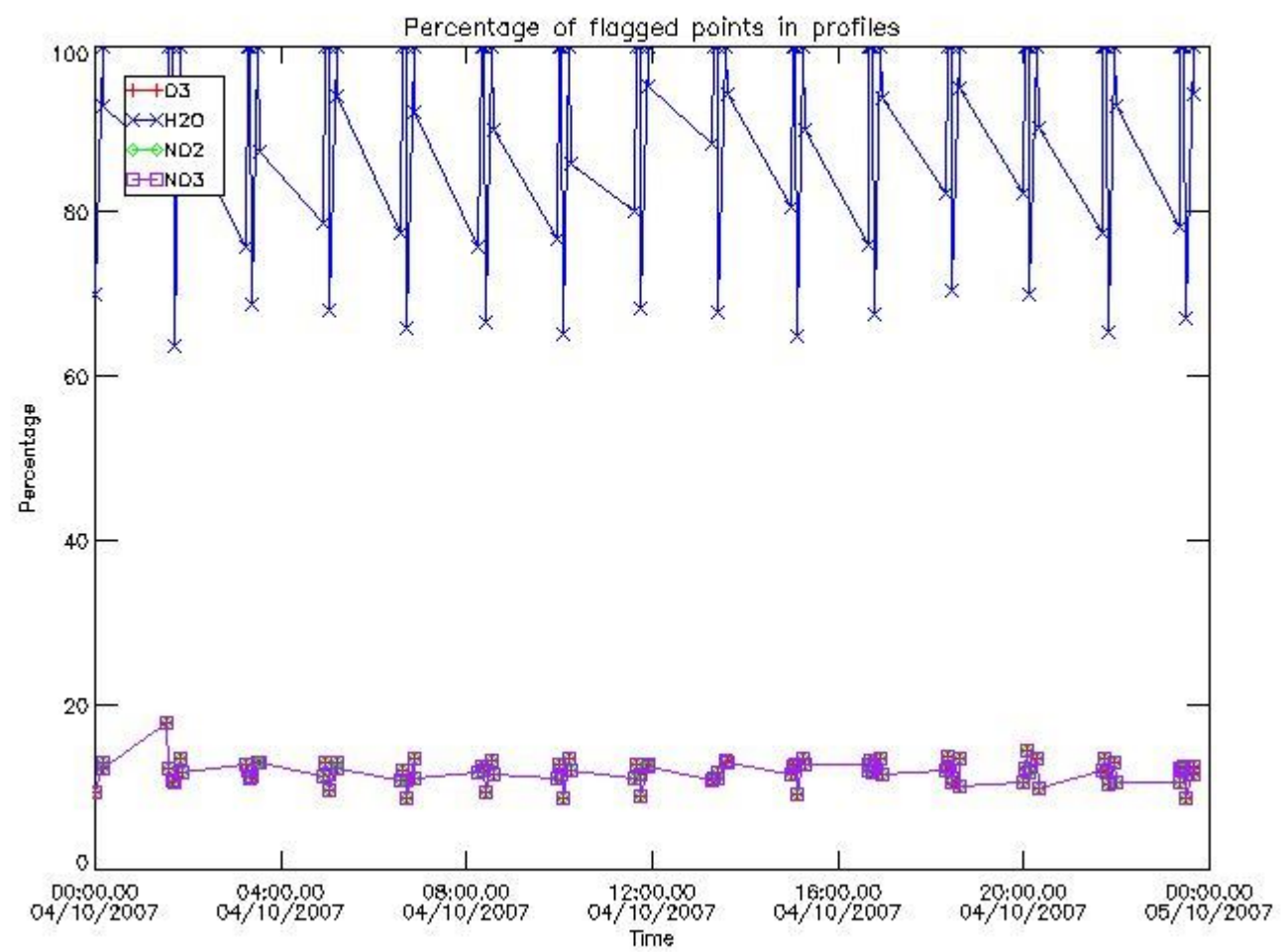
161	GOM_NL__2PRFIN20071004_150054_000000412062_00139_29251_0026.N1	04-OCT-2007 15:00:54	Dark	41.000	34	Gam2Vel	1.7930	23000.	82	29251	No
162	GOM_NL__2PRFIN20071004_150447_000000442062_00140_29252_0048.N1	04-OCT-2007 15:04:47	Dark	43.500	161	Tau Pup	2.9310	4500.0	87	29252	No
163	GOM_NL__2PRFIN20071004_150611_000000562062_00140_29252_0049.N1	04-OCT-2007 15:06:11	Dark	56.000	2	Alp Car	-0.73600	7000.0	112	29252	No
164	GOM_NL__2PRFIN20071004_151515_000000382062_00140_29252_0050.N1	04-OCT-2007 15:15:15	Dark	38.000	143	Alp Hyi	2.8570	7200.0	76	29252	No
165	GOM_NL__2PRFIN20071004_151643_000000402062_00140_29252_0051.N1	04-OCT-2007 15:16:43	Dark	40.000	9	Alp Eri	0.45300	24000.	80	29252	No
166	GOM_NL__2PRFIN20071004_152200_000000442062_00140_29252_0052.N1	04-OCT-2007 15:22:00	Straylight	43.500	84	Alp Phe	2.3970	4500.0	87	29252	No
167	GOM_NL__2PRFIN20071004_152850_000000472062_00140_29252_0053.N1	04-OCT-2007 15:28:50	Straylight	47.000	52	16Bet Cet	2.0370	4500.0	94	29252	No
168	GOM_NL__2PRFIN20071004_153857_000000372062_00140_29252_0054.N1	04-OCT-2007 15:38:57	Bright	36.500	90	54Alp Peg	2.4870	11000.	73	29252	No
169	GOM_NL__2PRFIN20071004_154234_000000372062_00140_29252_0055.N1	04-OCT-2007 15:42:34	Bright	37.000	93	53Bet Peg	2.5200	3100.0	74	29252	No
170	GOM_NL__2PRFIN20071004_155147_000000392062_00140_29252_0056.N1	04-OCT-2007 15:51:47	Bright	38.500	74	11Bet Cas	2.2680	6600.0	77	29252	No
171	GOM_NL__2PRFIN20071004_155302_000000402062_00140_29252_0057.N1	04-OCT-2007 15:53:02	Bright	40.000	76	27Gam Cas	2.3000	30000.	80	29252	No
172	GOM_NL__2PRFIN20071004_155954_000000362062_00140_29252_0058.N1	04-OCT-2007 15:59:54	Bright	35.500	49	1Alp UMi	1.9900	6300.0	71	29252	No
173	GOM_NL__2PRFIN20071004_160757_000000362062_00140_29252_0059.N1	04-OCT-2007 16:07:57	Bright	35.500	36	50Alp UMa	1.8000	6300.0	71	29252	No
174	GOM_NL__2PRFIN20071004_160927_000000352062_00140_29252_0060.N1	04-OCT-2007 16:09:27	Bright	34.500	82	48Bet UMa	2.3650	10600.	69	29252	No
175	GOM_NL__2PRFIN20071004_161923_000000352062_00140_29252_0061.N1	04-OCT-2007 16:19:23	Bright	35.000	166	17Eps Leo	2.9800	6000.0	70	29252	No
176	GOM_NL__2PRFIN20071004_162229_000000352062_00140_29252_0062.N1	04-OCT-2007 16:22:29	Bright	35.000	22	32Alp Leo	1.3600	15200.	70	29252	No
177	GOM_NL__2PRFIN20071004_162907_000000472062_00140_29252_0063.N1	04-OCT-2007 16:29:07	Twilight	46.500	48	30Alp Hya	1.9770	4100.0	93	29252	No
178	GOM_NL__2PRFIN20071004_163847_000000402062_00140_29252_0064.N1	04-OCT-2007 16:38:47	Dark	40.000	65	Lam Vel	2.2040	4400.0	80	29252	No
179	GOM_NL__2PRFIN20071004_164014_000000422062_00140_29252_0065.N1	04-OCT-2007 16:40:14	Dark	42.000	70	Zet Pup	2.2460	39000.	84	29252	No
180	GOM_NL__2PRFIN20071004_164203_000000392062_00140_29252_0066.N1	04-OCT-2007 16:42:03	Dark	38.500	46	Del Vel	1.9540	10600.	77	29252	No
181	GOM_NL__2PRFIN20071004_164524_000000442062_00141_29253_0063.N1	04-OCT-2007 16:45:24	Dark	43.500	161	Tau Pup	2.9310	4500.0	87	29253	No
182	GOM_NL__2PRFIN20071004_164648_000000452062_00141_29253_0064.N1	04-OCT-2007 16:46:48	Dark	45.000	2	Alp Car	-0.73600	7000.0	90	29253	No
183	GOM_NL__2PRFIN20071004_165552_000000382062_00141_29253_0065.N1	04-OCT-2007 16:55:52	Dark	38.000	143	Alp Hyi	2.8570	7200.0	76	29253	No
184	GOM_NL__2PRFIN20071004_165719_000000492062_00141_29253_0066.N1	04-OCT-2007 16:57:19	Dark	48.500	9	Alp Eri	0.45300	24000.	97	29253	No
185	GOM_NL__2PRFIN20071004_170236_000000452062_00141_29253_0067.N1	04-OCT-2007 17:02:36	Straylight	44.500	84	Alp Phe	2.3970	4500.0	89	29253	No
186	GOM_NL__2PRFIN20071004_170926_000000482062_00141_29253_0068.N1	04-OCT-2007 17:09:26	Straylight	48.000	52	16Bet Cet	2.0370	4500.0	96	29253	No
187	GOM_NL__2PRFIN20071004_171933_000000372062_00141_29253_0069.N1	04-OCT-2007 17:19:33	Bright	36.500	90	54Alp Peg	2.4870	11000.	73	29253	No
188	GOM_NL__2PRFIN20071004_172310_000000362062_00141_29253_0070.N1	04-OCT-2007 17:23:10	Bright	36.000	93	53Bet Peg	2.5200	3100.0	72	29253	No
189	GOM_NL__2PRFIN20071004_173223_000000392062_00141_29253_0071.N1	04-OCT-2007 17:32:23	Bright	38.500	74	11Bet Cas	2.2680	6600.0	77	29253	No
190	GOM_NL__2PRFIN20071004_173337_000000452062_00141_29253_0072.N1	04-OCT-2007 17:33:37	Bright	45.000	76	27Gam Cas	2.3000	30000.	90	29253	No
191	GOM_NL__2PRFIN20071004_174030_000000372062_00141_29253_0073.N1	04-OCT-2007 17:40:30	Bright	37.000	49	1Alp UMi	1.9900	6300.0	74	29253	No
192	GOM_NL__2PRFIN20071004_174833_000000372062_00141_29253_0074.N1	04-OCT-2007 17:48:33	Bright	36.500	36	50Alp UMa	1.8000	6300.0	73	29253	No
193	GOM_NL__2PRFIN20071004_175003_000000522062_00141_29253_0075.N1	04-OCT-2007 17:50:03	Bright	52.000	82	48Bet UMa	2.3650	10600.	104	29253	No
194	GOM_NL__2PRFIN20071004_175959_000000552062_00141_29253_0076.N1	04-OCT-2007 17:59:59	Bright	55.000	166	17Eps Leo	2.9800	6000.0	110	29253	No
195	GOM_NL__2PRFIN20071004_180305_000000532062_00141_29253_0077.N1	04-OCT-2007 18:03:05	Bright	53.000	22	32Alp Leo	1.3600	15200.	106	29253	No
196	GOM_NL__2PRFIN20071004_180943_000000522062_00141_29253_0078.N1	04-OCT-2007 18:09:43	Twilight	52.000	48	30Alp Hya	1.9770	4100.0	104	29253	No
197	GOM_NL__2PRFIN20071004_181923_000000432062_00141_29253_0079.N1	04-OCT-2007 18:19:23	Dark	42.500	65	Lam Vel	2.2040	4400.0	85	29253	No
198	GOM_NL__2PRFIN20071004_182051_000000412062_00141_29253_0080.N1	04-OCT-2007 18:20:51	Dark	41.000	70	Zet Pup	2.2460	39000.	82	29253	No
199	GOM_NL__2PRFIN20071004_182240_000000372062_00141_29253_0081.N1	04-OCT-2007 18:22:40	Dark	37.000	46	Del Vel	1.9540	10600.	74	29253	No
200	GOM_NL__2PRFIN20071004_182601_000000492062_00142_29254_0073.N1	04-OCT-2007 18:26:01	Dark	48.500	161	Tau Pup	2.9310	4500.0	97	29254	No
201	GOM_NL__2PRFIN20071004_182725_000000462062_00142_29254_0074.N1	04-OCT-2007 18:27:25	Dark	46.000	2	Alp Car	-0.73600	7000.0	92	29254	No
202	GOM_NL__2PRFIN20071004_183628_000000382062_00142_29254_0075.N1	04-OCT-2007 18:36:28	Dark	37.500	143	Alp Hyi	2.8570	7200.0	75	29254	No
203	GOM_NL__2PRFIN20071004_183756_000000502062_00142_29254_0076.N1	04-OCT-2007 18:37:56	Dark	50.000	9	Alp Eri	0.45300	24000.	100	29254	No
204	GOM_NL__2PRFIN20071004_184313_000000452062_00142_29254_0077.N1	04-OCT-2007 18:43:13	Straylight	44.500	84	Alp Phe	2.3970	4500.0	89	29254	No
205	GOM_NL__2PRFIN20071004_185002_000000462062_00142_29254_0078.N1	04-OCT-2007 18:50:02	Straylight	45.500	52	16Bet Cet	2.0370	4500.0	91	29254	No
206	GOM_NL__2PRFIN20071004_190009_000000372062_00142_29254_0079.N1	04-OCT-2007 19:00:09	Bright	36.500	90	54Alp Peg	2.4870	11000.	73	29254	No
207	GOM_NL__2PRFIN20071004_190346_000000362062_00142_29254_0080.N1	04-OCT-2007 19:03:46	Bright	35.500	93	53Bet Peg	2.5200	3100.0	71	29254	No
208	GOM_NL__2PRFIN20071004_191258_000000372062_00142_29254_0081.N1	04-OCT-2007 19:12:58	Bright	37.000	74	11Bet Cas	2.2680	6600.0	74	29254	No
209	GOM_NL__2PRFIN20071004_192106_000000382062_00142_29254_0082.N1	04-OCT-2007 19:21:06	Bright	37.500	49	1Alp UMi	1.9900	6300.0	75	29254	No
210	GOM_NL__2PRFIN20071004_192909_000000352062_00142_29254_0083.N1	04-OCT-2007 19:29:09	Bright	35.000	36	50Alp UMa	1.8000	6300.0	70	29254	No
211	GOM_NL__2PRFIN20071004_193040_000000522062_00142_29254_0084.N1	04-OCT-2007 19:30:40	Bright	52.000	82	48Bet UMa	2.3650	10600.	104	29254	No
212	GOM_NL__2PRFIN20071004_194036_000000482062_00142_29254_0085.N1	04-OCT-2007 19:40:36	Bright	47.500	166	17Eps Leo	2.9800	6000.0	95	29254	No
213	GOM_NL__2PRFIN20071004_194341_000000342062_00142_29254_0086.N1	04-OCT-2007 19:43:41	Bright	34.000	22	32Alp Leo	1.3600	15200.	68	29254	No
214	GOM_NL__2PRFIN20071004_195020_000000472062_00142_29254_0087.N1	04-OCT-2007 19:50:20	Twilight	47.000	48	30Alp Hya	1.9770	4100.0	94	29254	No
215	GOM_NL__2PRFIN20071004_200000_000000482062_00142_29254_0088.N1	04-OCT-2007 20:00:00	Dark	48.000	65	Lam Vel	2.2040	4400.0	96	29254	No
216	GOM_NL__2PRFIN20071004_200128_000000422062_00142_29254_0089.N1	04-OCT-2007 20:01:28	Dark	41.500	70	Zet Pup	2.2460	39000.	83	29254	No
217	GOM_NL__2PRFIN20071004_200316_000000392062_00142_29254_0090.N1	04-OCT-2007 20:03:16	Dark	39.000	46	Del Vel	1.9540	10600.	78	29254	No
218	GOM_NL__2PRFIN20071004_200637_000000442062_00143_29255_0093.N1	04-OCT-2007 20:06:37	Dark	43.500	161	Tau Pup	2.9310	4500.0	87	29255	No
219	GOM_NL__2PRFIN20071004_200802_000000442062_00143_29255_0094.N1	04-OCT-2007 20:08:02	Dark	43.500	2	Alp Car	-0.73600	7000.0	87	29255	No

220	GOM_NL__2PRFIN20071004_201704_000000382062_00143_29255_0095.N1	04-OCT-2007 20:17:04	Dark	37.500	143	Alp Hyi	2.8570	7200.0	75	29255	No
221	GOM_NL__2PRFIN20071004_201832_000000522062_00143_29255_0096.N1	04-OCT-2007 20:18:32	Dark	51.500	9	Alp Eri	0.45300	24000.	103	29255	No
222	GOM_NL__2PRFIN20071004_202349_000000412062_00143_29255_0097.N1	04-OCT-2007 20:23:49	Straylight	40.500	84	Alp Phe	2.3970	4500.0	81	29255	No
223	GOM_NL__2PRFIN20071004_203039_000000482062_00143_29255_0098.N1	04-OCT-2007 20:30:39	Straylight	47.500	52	16Bet Cet	2.0370	4500.0	95	29255	No
224	GOM_NL__2PRFIN20071004_204046_000000362062_00143_29255_0099.N1	04-OCT-2007 20:40:46	Bright	35.500	90	54Alp Peg	2.4870	11000.	71	29255	No
225	GOM_NL__2PRFIN20071004_204422_000000352062_00143_29255_0100.N1	04-OCT-2007 20:44:22	Bright	35.000	93	53Bet Peg	2.5200	3100.0	70	29255	No
226	GOM_NL__2PRFIN20071004_205334_000000382062_00143_29255_0101.N1	04-OCT-2007 20:53:34	Bright	38.000	74	11Bet Cas	2.2680	6600.0	76	29255	No
227	GOM_NL__2PRFIN20071004_210142_000000372062_00143_29255_0102.N1	04-OCT-2007 21:01:42	Bright	36.500	49	1Alp UMi	1.9900	6300.0	73	29255	No
228	GOM_NL__2PRFIN20071004_210945_000000352062_00143_29255_0103.N1	04-OCT-2007 21:09:45	Bright	34.500	36	50Alp UMa	1.8000	6300.0	69	29255	No
229	GOM_NL__2PRFIN20071004_211116_000000522062_00143_29255_0104.N1	04-OCT-2007 21:11:16	Bright	52.000	82	48Bet UMa	2.3650	10600.	104	29255	No
230	GOM_NL__2PRFIN20071004_212112_000000362062_00143_29255_0105.N1	04-OCT-2007 21:21:12	Bright	35.500	166	17Eps Leo	2.9800	6000.0	71	29255	No
231	GOM_NL__2PRFIN20071004_212417_000000342062_00143_29255_0106.N1	04-OCT-2007 21:24:17	Bright	33.500	22	32Alp Leo	1.3600	15200.	67	29255	No
232	GOM_NL__2PRFIN20071004_213056_000000532062_00143_29255_0107.N1	04-OCT-2007 21:30:56	Twilight	53.000	48	30Alp Hya	1.9770	4100.0	106	29255	No
233	GOM_NL__2PRFIN20071004_214036_000000432062_00143_29255_0108.N1	04-OCT-2007 21:40:36	Dark	42.500	65	Lam Vel	2.2040	4400.0	85	29255	No
234	GOM_NL__2PRFIN20071004_214204_000000432062_00143_29255_0109.N1	04-OCT-2007 21:42:04	Dark	42.500	70	Zet Pup	2.2460	39000.	85	29255	No
235	GOM_NL__2PRFIN20071004_214352_000000382062_00143_29255_0110.N1	04-OCT-2007 21:43:52	Dark	38.000	46	Del Vel	1.9540	10600.	76	29255	No
236	GOM_NL__2PRFIN20071004_214714_000000432062_00144_29256_0104.N1	04-OCT-2007 21:47:14	Dark	43.000	161	Tau Pup	2.9310	4500.0	86	29256	No
237	GOM_NL__2PRFIN20071004_214838_000000502062_00144_29256_0105.N1	04-OCT-2007 21:48:38	Dark	49.500	2	Alp Car	-0.73600	7000.0	99	29256	No
238	GOM_NL__2PRFIN20071004_215741_000000392062_00144_29256_0106.N1	04-OCT-2007 21:57:41	Dark	39.000	143	Alp Hyi	2.8570	7200.0	78	29256	No
239	GOM_NL__2PRFIN20071004_215908_000000492062_00144_29256_0107.N1	04-OCT-2007 21:59:08	Dark	48.500	9	Alp Eri	0.45300	24000.	97	29256	No
240	GOM_NL__2PRFIN20071004_220425_000000422062_00144_29256_0108.N1	04-OCT-2007 22:04:25	Straylight	42.000	84	Alp Phe	2.3970	4500.0	84	29256	No
241	GOM_NL__2PRFIN20071004_221115_000000472062_00144_29256_0109.N1	04-OCT-2007 22:11:15	Straylight	46.500	52	16Bet Cet	2.0370	4500.0	93	29256	No
242	GOM_NL__2PRFIN20071004_222122_000000362062_00144_29256_0110.N1	04-OCT-2007 22:21:22	Bright	36.000	90	54Alp Peg	2.4870	11000.	72	29256	No
243	GOM_NL__2PRFIN20071004_222458_000000372062_00144_29256_0111.N1	04-OCT-2007 22:24:58	Bright	36.500	93	53Bet Peg	2.5200	3100.0	73	29256	No
244	GOM_NL__2PRFIN20071004_223410_000000392062_00144_29256_0112.N1	04-OCT-2007 22:34:10	Bright	38.500	74	11Bet Cas	2.2680	6600.0	77	29256	No
245	GOM_NL__2PRFIN20071004_224218_000000372062_00144_29256_0113.N1	04-OCT-2007 22:42:18	Bright	37.000	49	1Alp UMi	1.9900	6300.0	74	29256	No
246	GOM_NL__2PRFIN20071004_225021_000000372062_00144_29256_0114.N1	04-OCT-2007 22:50:21	Bright	37.000	36	50Alp UMa	1.8000	6300.0	74	29256	No
247	GOM_NL__2PRFIN20071004_225152_000000432062_00144_29256_0115.N1	04-OCT-2007 22:51:52	Bright	42.500	82	48Bet UMa	2.3650	10600.	85	29256	No
248	GOM_NL__2PRFIN20071004_230148_000000362062_00144_29256_0116.N1	04-OCT-2007 23:01:48	Bright	35.500	166	17Eps Leo	2.9800	6000.0	71	29256	No
249	GOM_NL__2PRFIN20071004_230453_000000342062_00144_29256_0117.N1	04-OCT-2007 23:04:53	Bright	34.000	22	32Alp Leo	1.3600	15200.	68	29256	No
250	GOM_NL__2PRFIN20071004_231132_000000502062_00144_29256_0118.N1	04-OCT-2007 23:11:32	Twilight	50.000	48	30Alp Hya	1.9770	4100.0	100	29256	No
251	GOM_NL__2PRFIN20071004_232112_000000492062_00144_29256_0119.N1	04-OCT-2007 23:21:12	Dark	48.500	65	Lam Vel	2.2040	4400.0	97	29256	No
252	GOM_NL__2PRFIN20071004_232241_000000422062_00144_29256_0120.N1	04-OCT-2007 23:22:41	Dark	41.500	70	Zet Pup	2.2460	39000.	83	29256	No
253	GOM_NL__2PRFIN20071004_232428_000000422062_00144_29256_0121.N1	04-OCT-2007 23:24:28	Dark	41.500	46	Del Vel	1.9540	10600.	83	29256	No
254	GOM_NL__2PRFIN20071004_232751_000000412062_00145_29257_0118.N1	04-OCT-2007 23:27:51	Dark	40.500	161	Tau Pup	2.9310	4500.0	81	29257	No
255	GOM_NL__2PRFIN20071004_232915_000000582062_00145_29257_0119.N1	04-OCT-2007 23:29:15	Dark	58.000	2	Alp Car	-0.73600	7000.0	116	29257	No
256	GOM_NL__2PRFIN20071004_233817_000000412062_00145_29257_0120.N1	04-OCT-2007 23:38:17	Dark	41.000	143	Alp Hyi	2.8570	7200.0	82	29257	No
257	GOM_NL__2PRFIN20071004_233944_000000442062_00145_29257_0121.N1	04-OCT-2007 23:39:44	Dark	44.000	9	Alp Eri	0.45300	24000.	88	29257	No
258	GOM_NL__2PRFIN20071004_234501_000000402062_00145_29257_0122.N1	04-OCT-2007 23:45:01	Straylight	40.000	84	Alp Phe	2.3970	4500.0	80	29257	No
259	GOM_NL__2PRFIN20071004_235150_000000462062_00145_29257_0123.N1	04-OCT-2007 23:51:50	Straylight	46.000	52	16Bet Cet	2.0370	4500.0	92	29257	No

3. Quality information per product

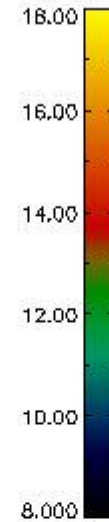
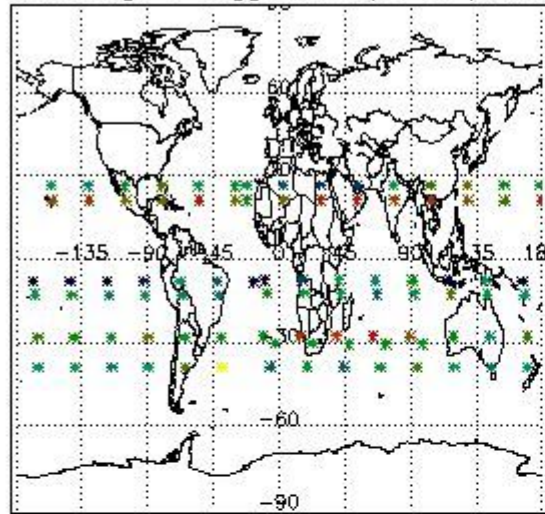
In this section it is plotted some information contained in the Quality Summary data set of the level 2 products. Only products in dark limb conditions and without errors (error flag in the MPH set to "0") are used.

3.1 Plot quality information per product (time dependant)

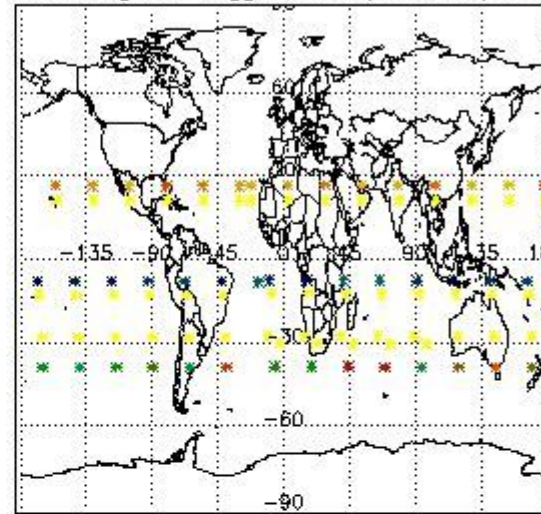


3.2 Plot quality information per product (world map)

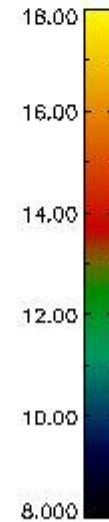
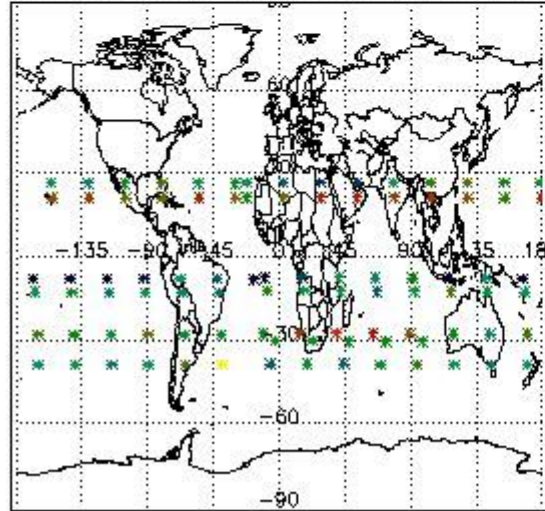
Percentage of flagged data per O3 profile



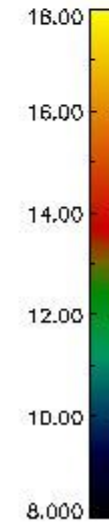
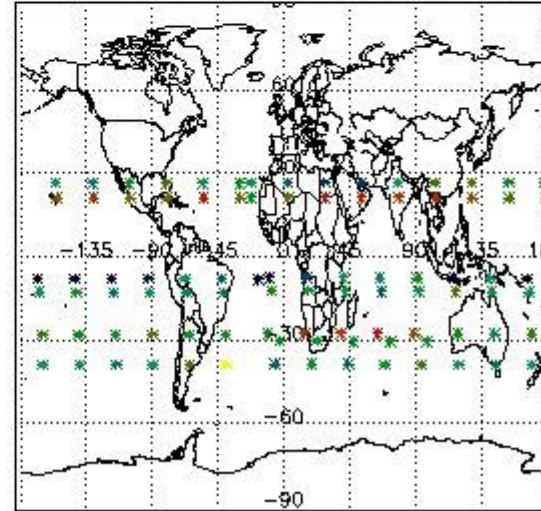
Percentage of flagged data per H2O profile



Percentage of flagged data per NO2 profile



Percentage of flagged data per NO3 profile

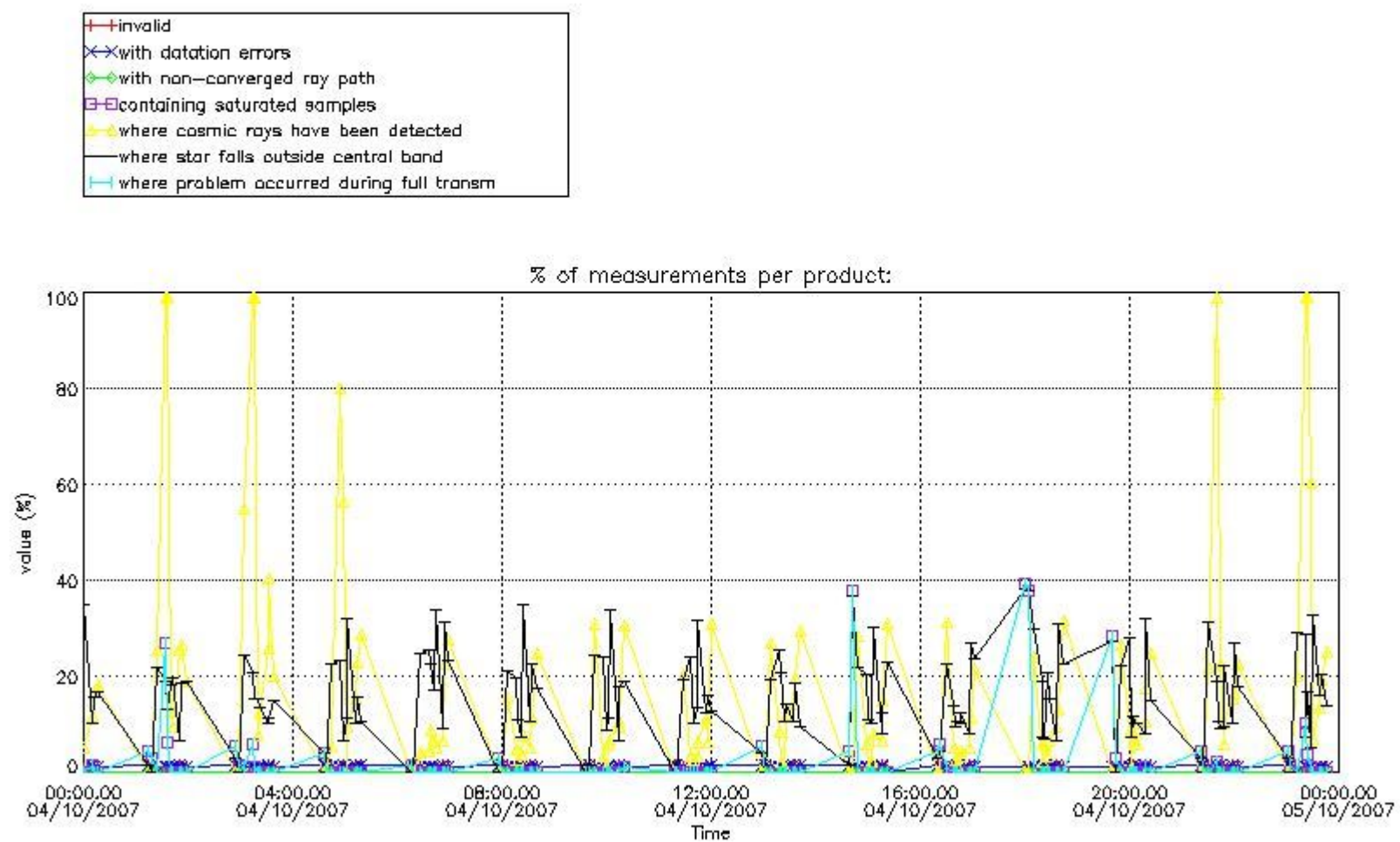


4. Level 1 quality information per product

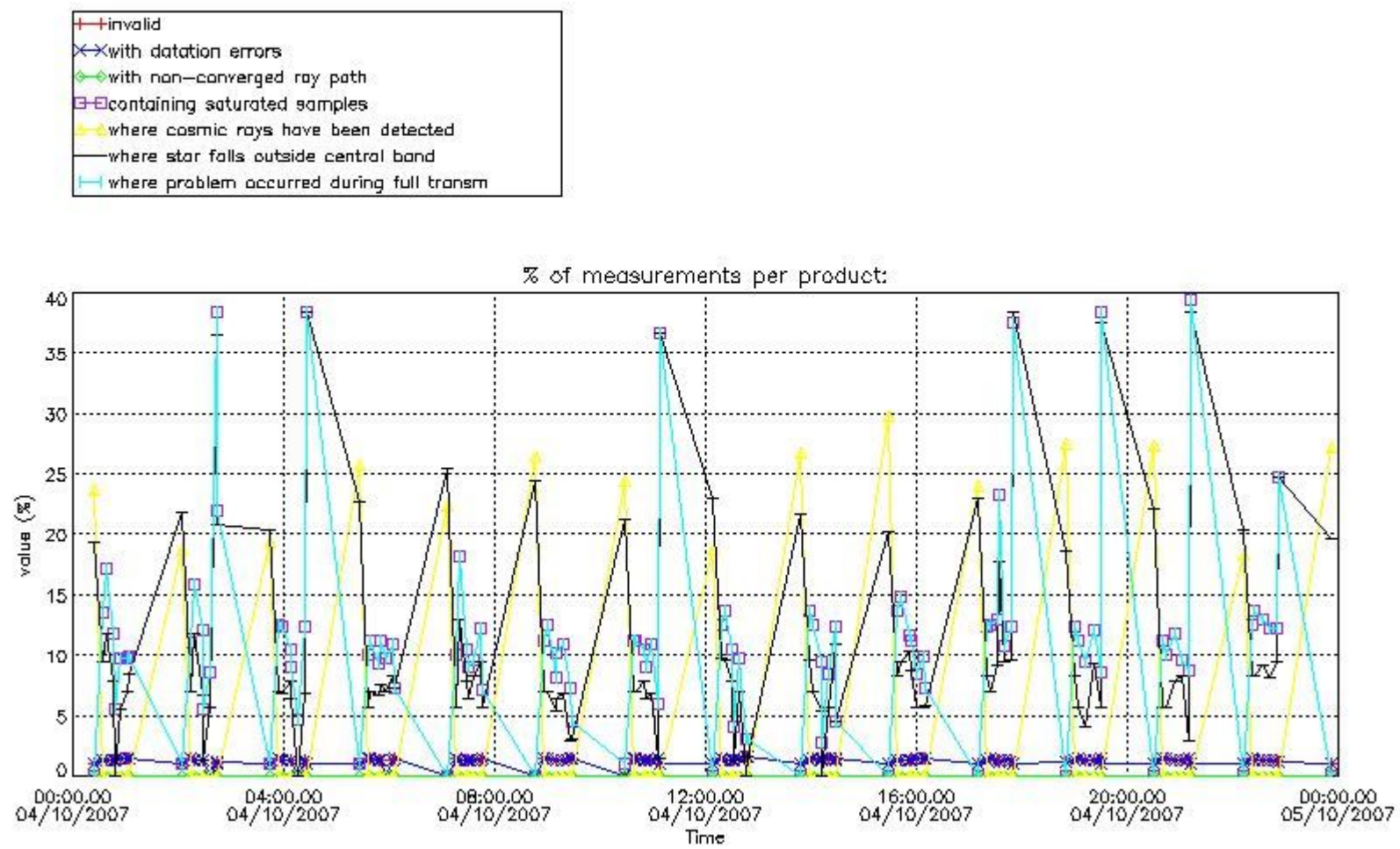
In this section it is plotted some information contained in the Quality Summary data set of the level 2 products that comes from the level 1b processing. Products without errors (error flag in the MPH set to "0") are used.

4.1 Plot quality information per product (time dependant) coming from level 1b processing

4.1.1 Plot level 1 quality information per product (time dependant): ENVISAT ASCENDING passes



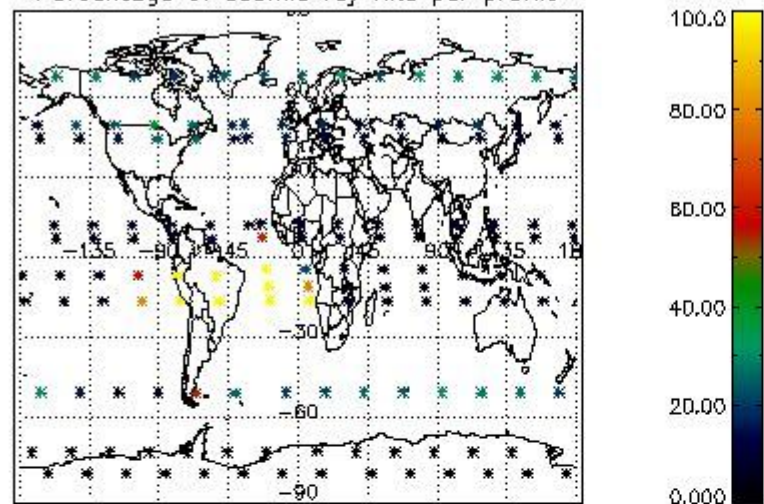
4.1.2 Plot level 1 quality information per product (time dependant): ENVI SAT DESCENDING passes



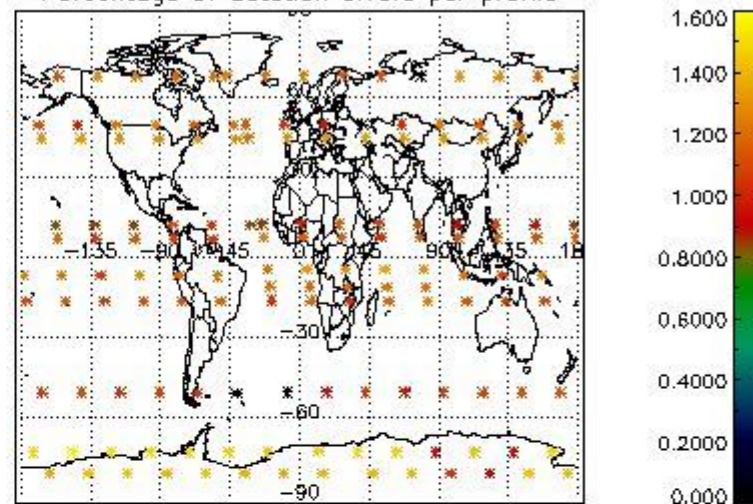
4.2 Plot quality information per product coming from level 1b processing (world map)

4.2.1 Plot level 1 quality information per product (world map): ENVISAT ASCENDING passes

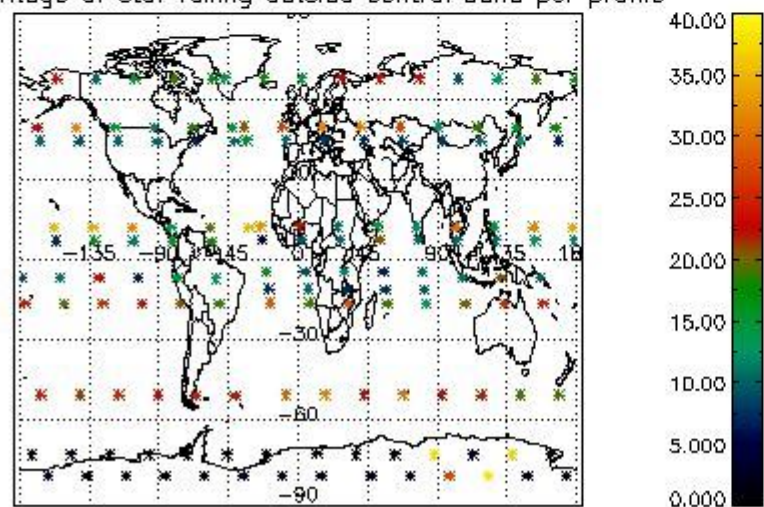
Percentage of cosmic ray hits per profile



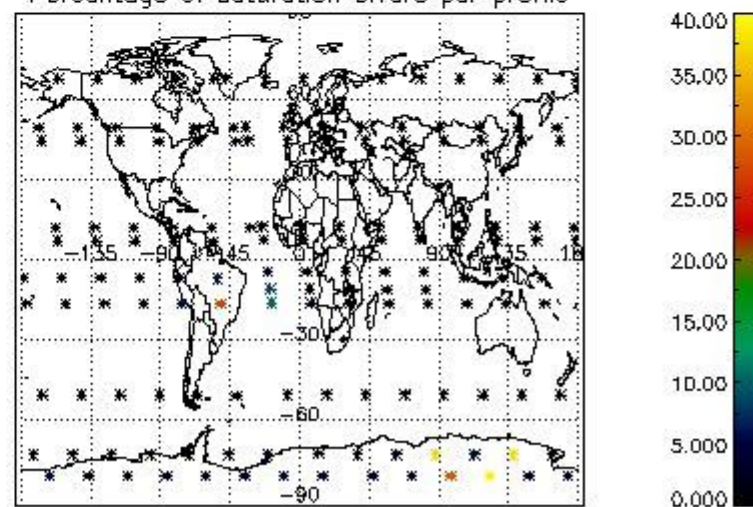
Percentage of datation errors per profile



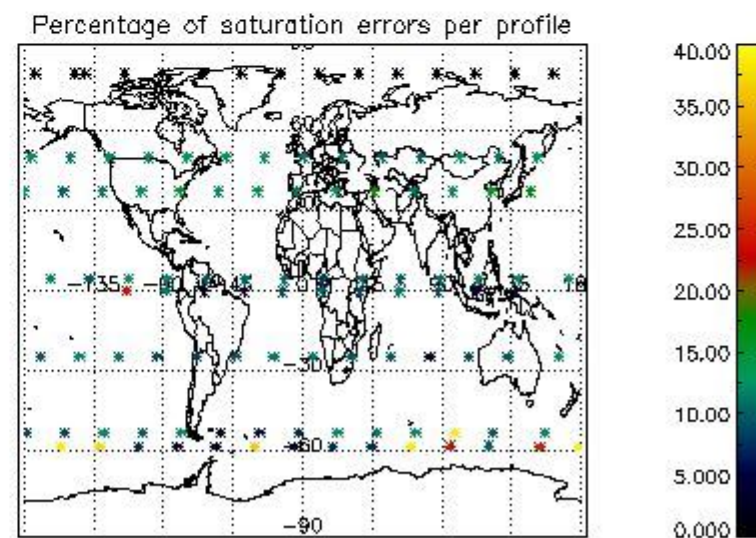
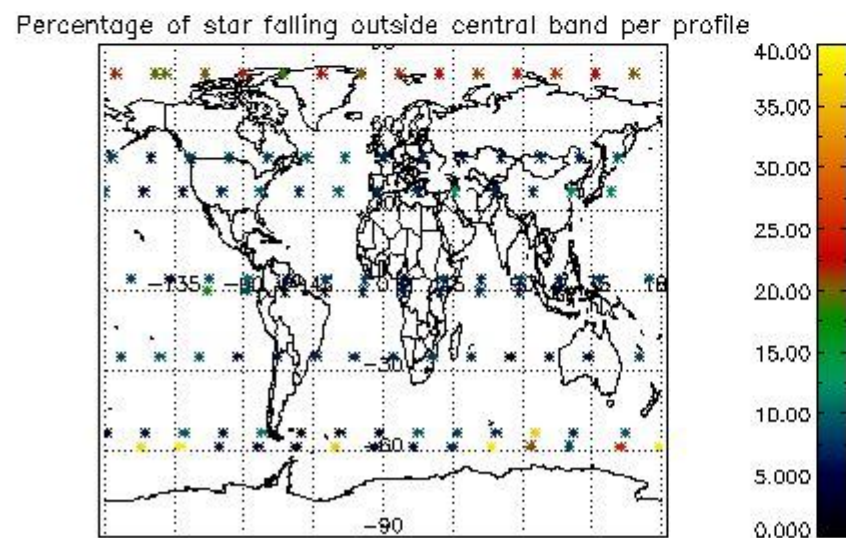
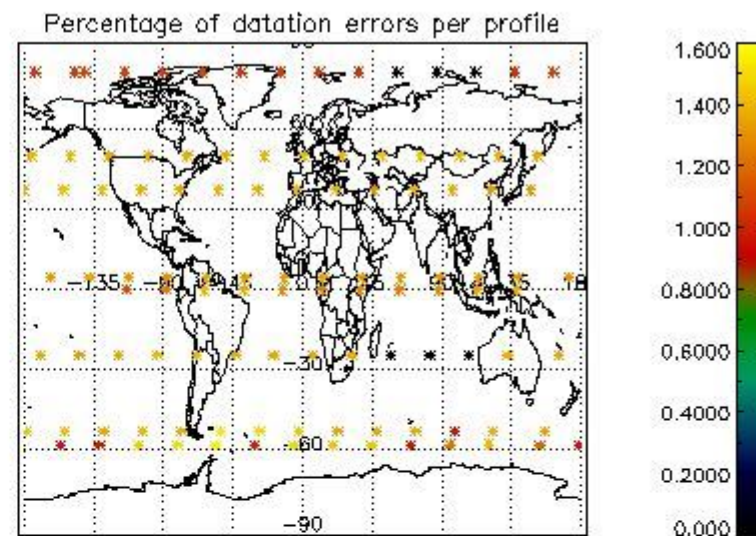
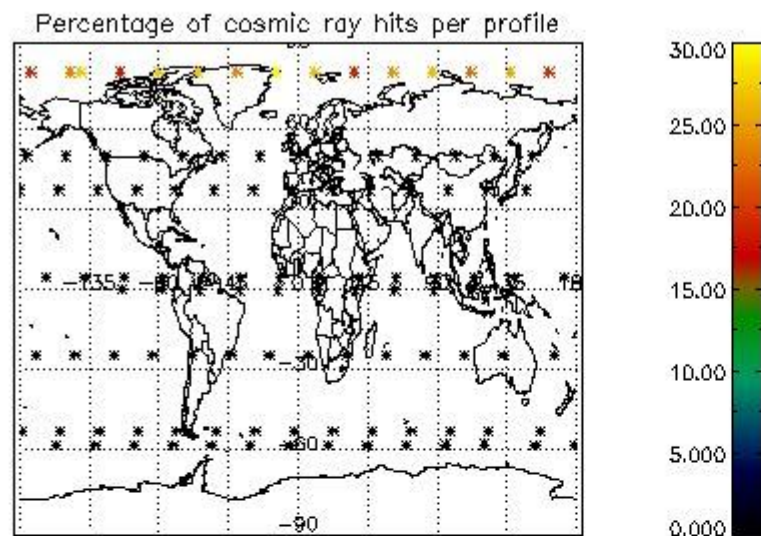
Percentage of star falling outside central band per profile



Percentage of saturation errors per profile



4.2.2 Plot level 1 quality information per product (world map): ENVISAT DESCENDING passes



5. Trace gas profiles

5.1 Ozone statistics based on quality of products

The final quality of the products can be "measured" using the STD (Standard Deviation) attached to every point profile. This information is written to the parameter GOM_NL__2P/NL_LOCAL_SPECIES_DENSITY/o3_std of the level 2 products. The table below shows the statistics for given STD ranges.

The statistics are given with respect to the overall valid production:

- Products without fatal errors: GOM_NL__2P/MPH/PRODUCT_ERR=0
- Valid point profile: GOM_NL__2P/NL_LOCAL_SPECIES_DENSITY/pcd(0)=0

The 'Criteria' is applied to valid points of dark limb products:

- Products in dark limb illumination condition: GOM_NL__2P/NL_SUMMARY_QUALITY/obs_ill_cond=0
- Products without fatal errors: GOM_NL__2P/MPH/PRODUCT_ERR=0
- Valid point profile: GOM_NL__2P/NL_LOCAL_SPECIES_DENSITY/pcd(0)=0

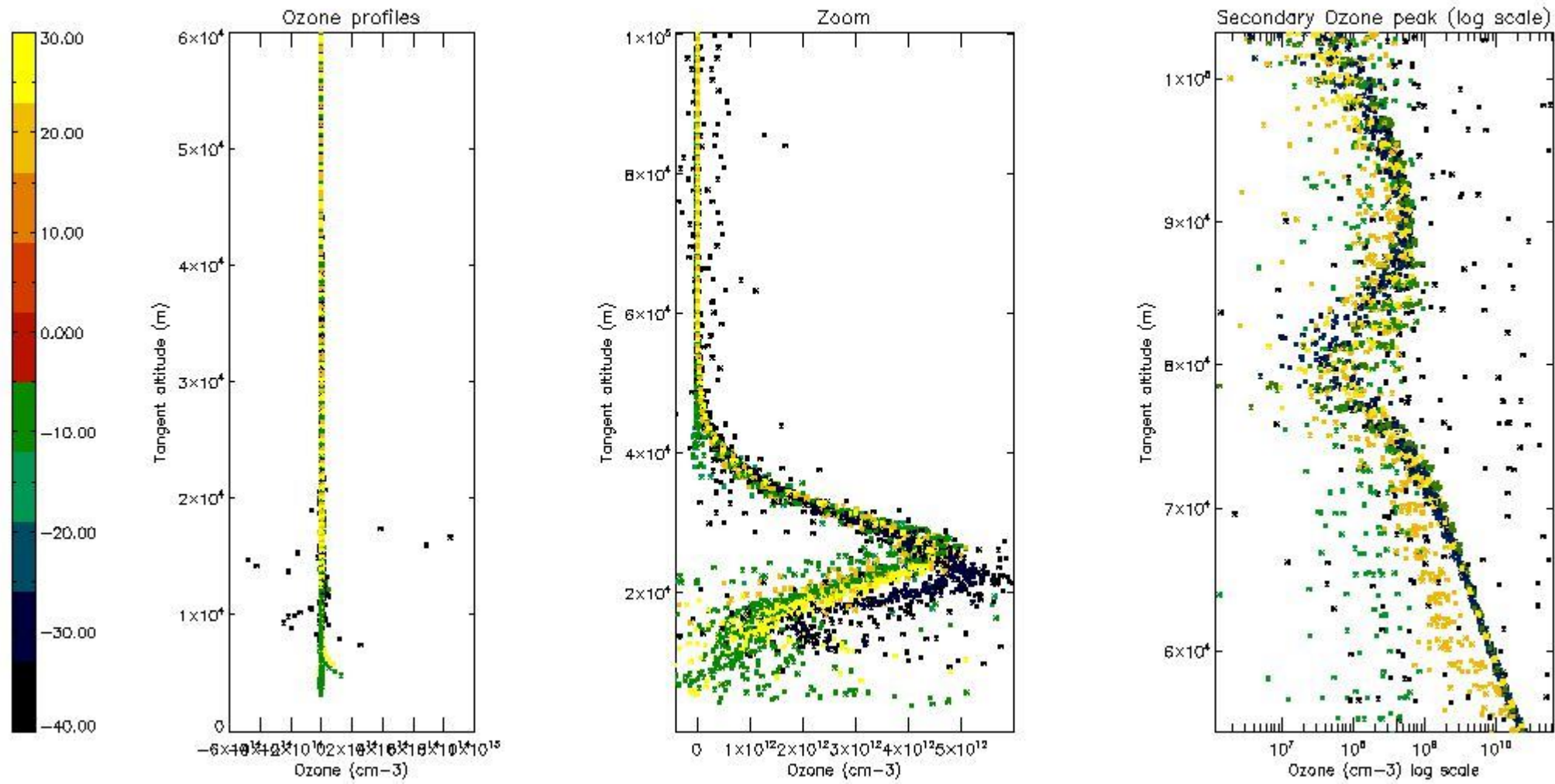
So, the table below shows the percentage of dark limb and valid observations for each criteria with respect to the overall valid daily observations.

Criteria	% of total production
All STD	39
STD < 20	21

STD < 10	16
STD < 5	12

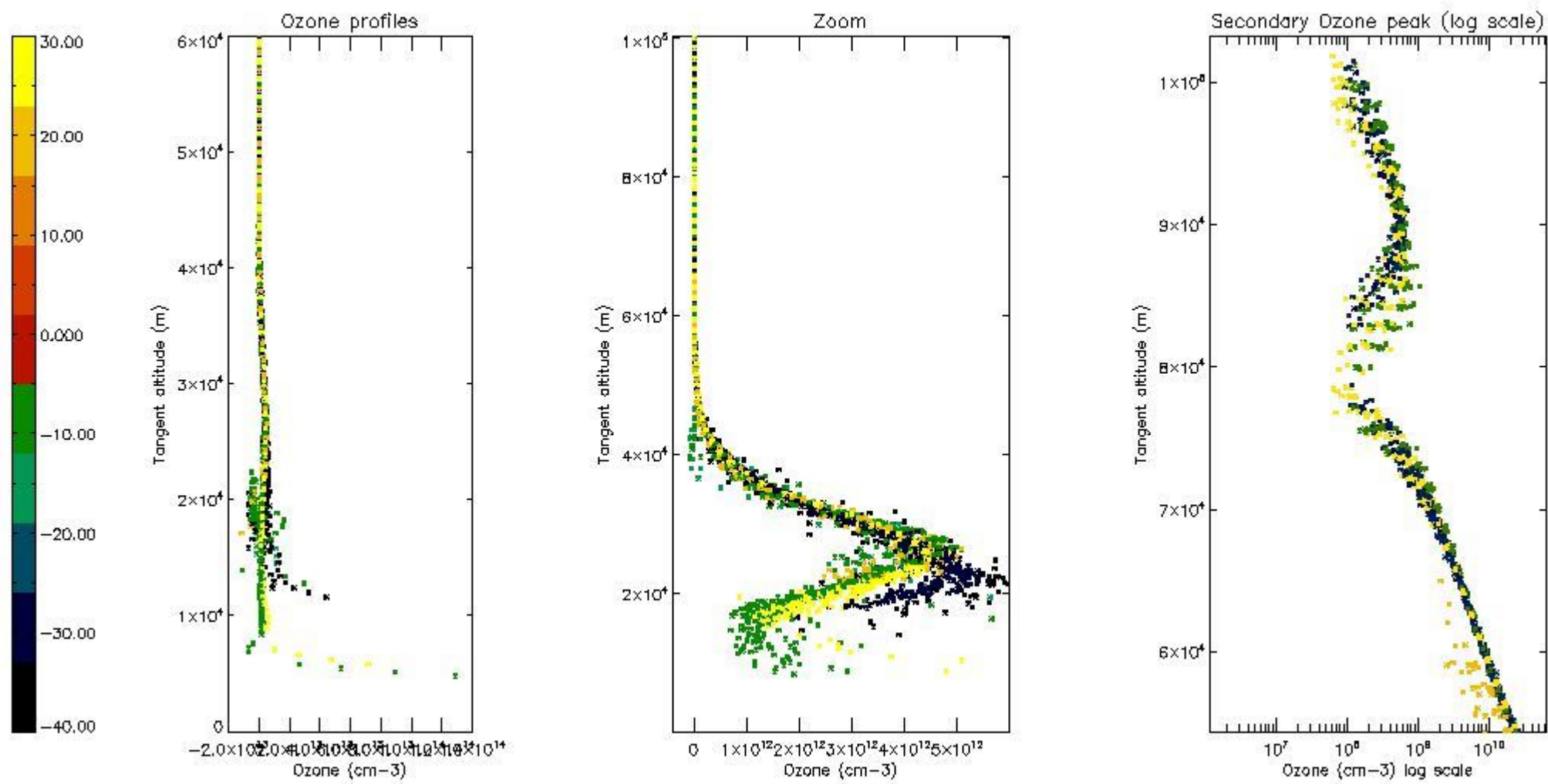
5.2 Plot ozone profiles for all STD (dark without errors)

The colorbar represents the latitude.



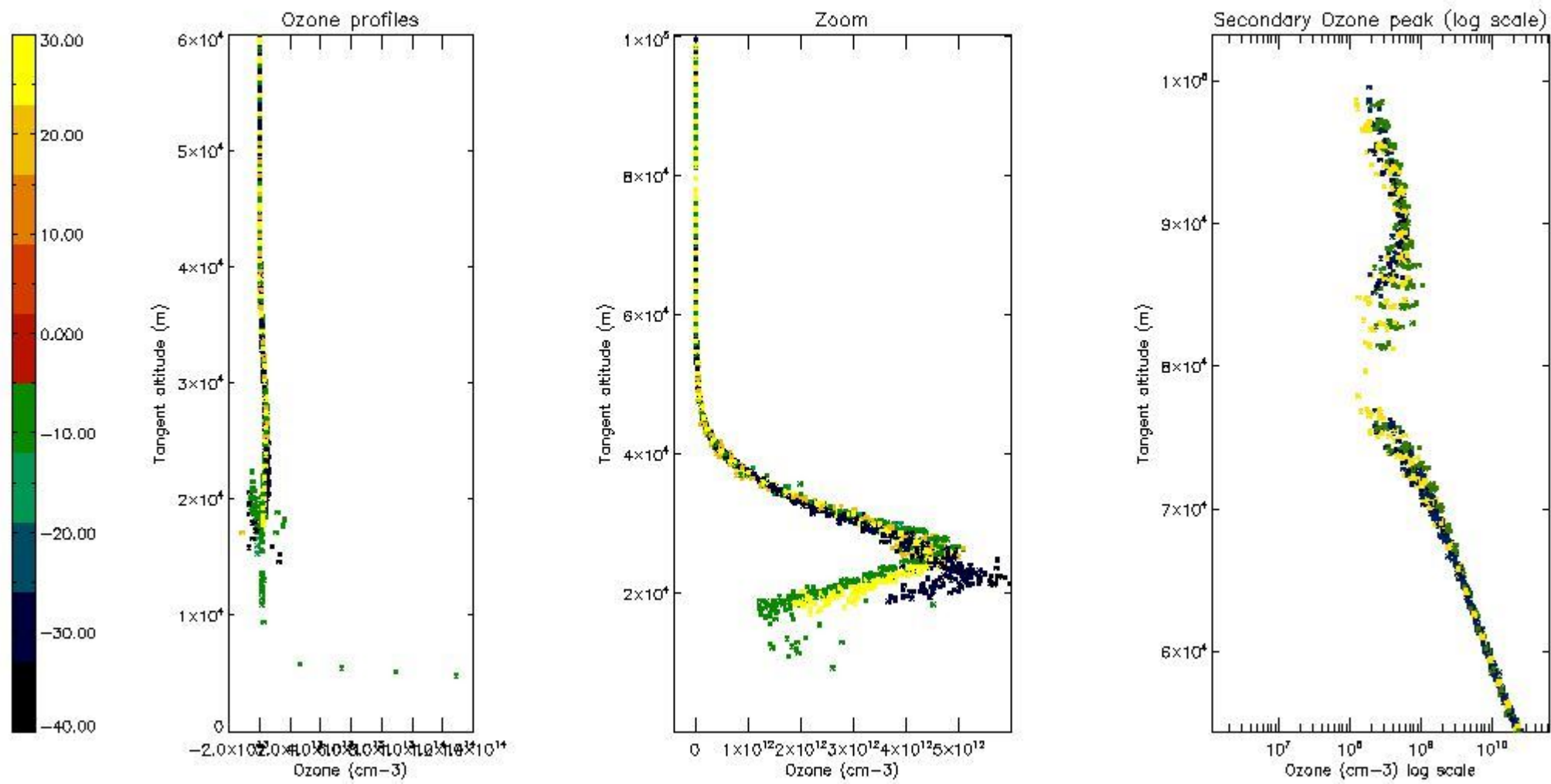
5.3 Plot ozone profiles where STD < 20% (dark without errors)

The colorbar represents the latitude.



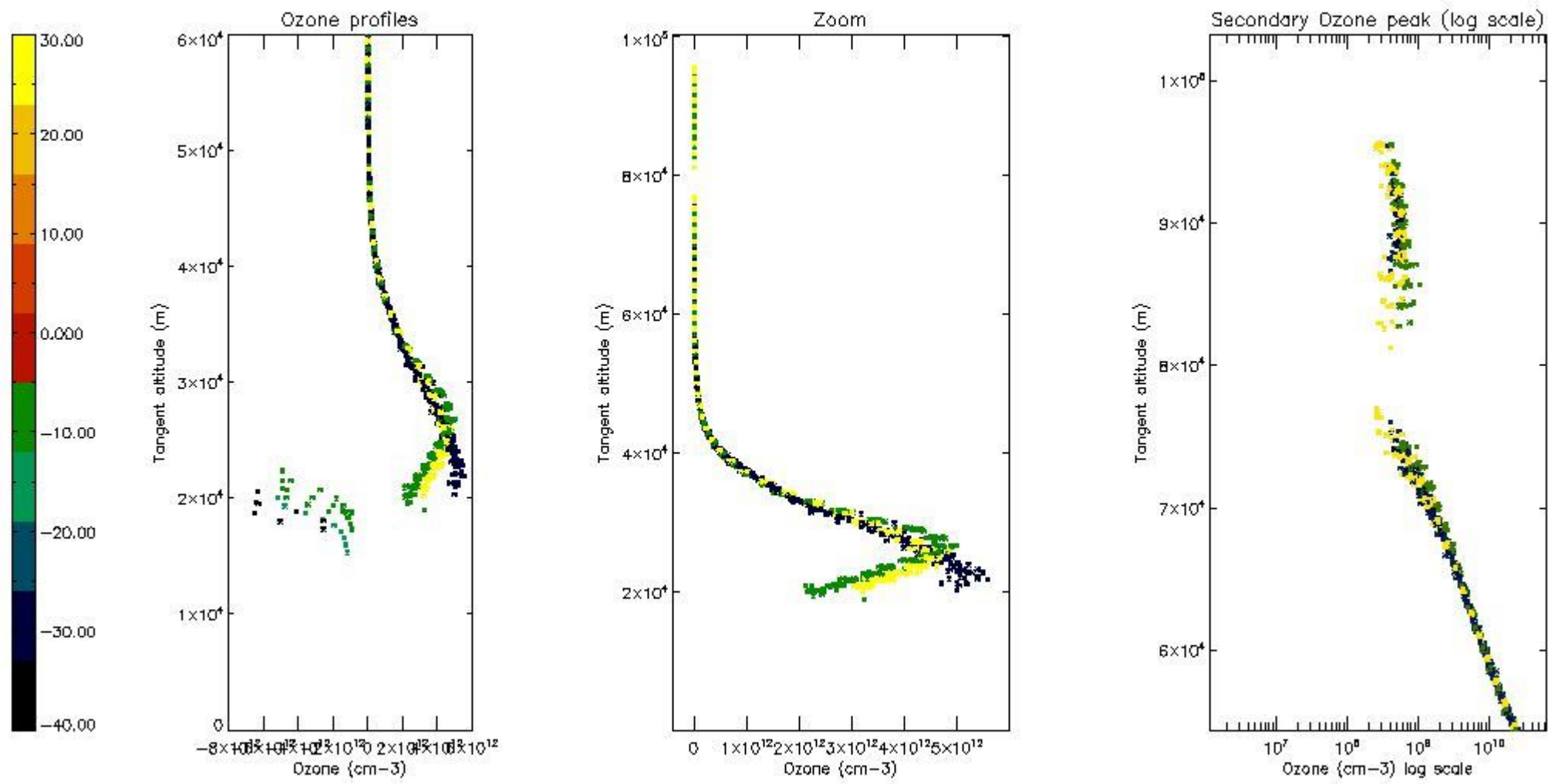
5.4 Plot ozone profiles where STD < 10% (dark without errors)

The colorbar represents the latitude.



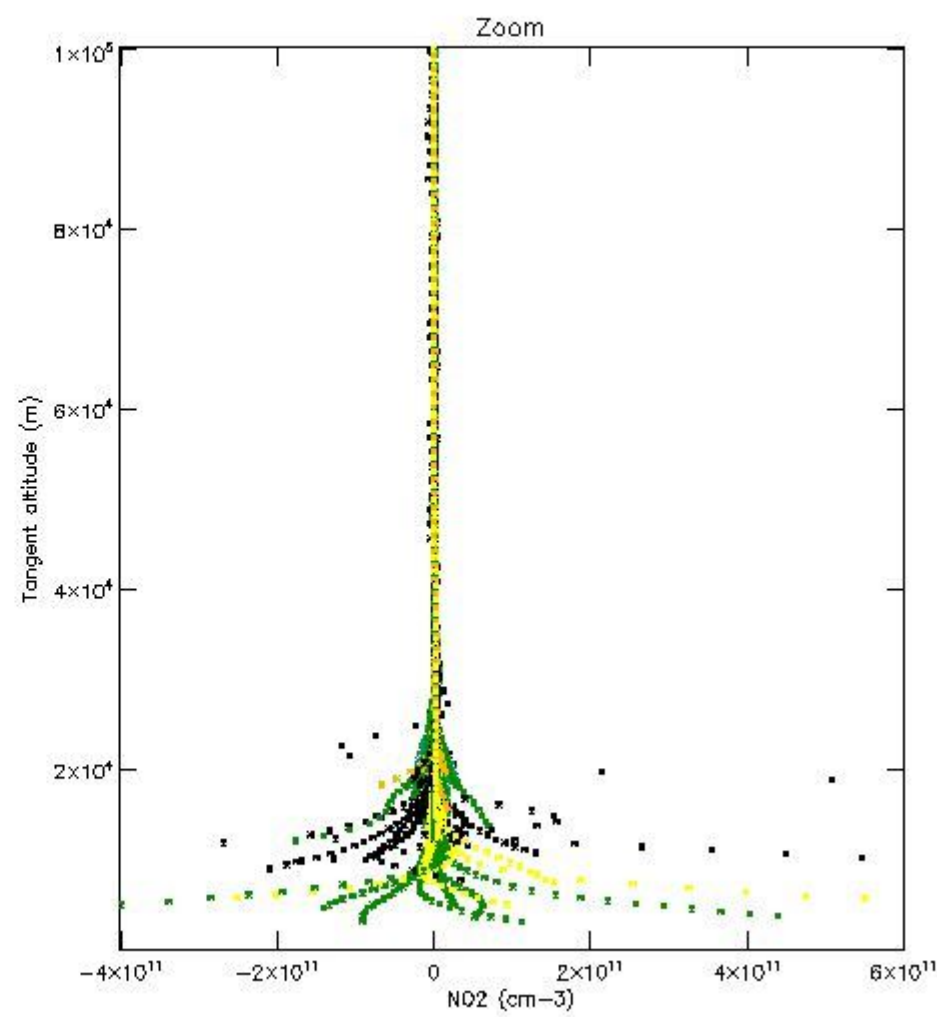
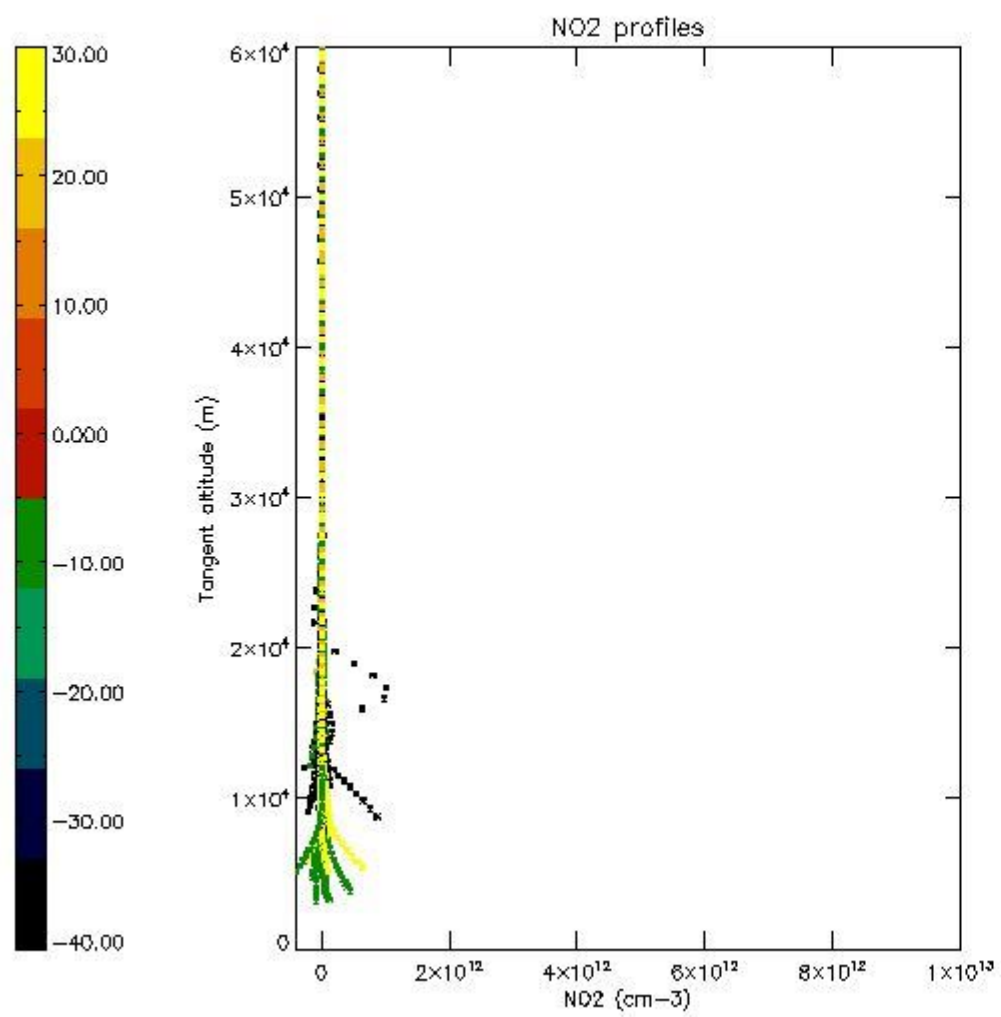
5.5 Plot ozone profiles where STD < 5% (dark without errors)

The colorbar represents the latitude.



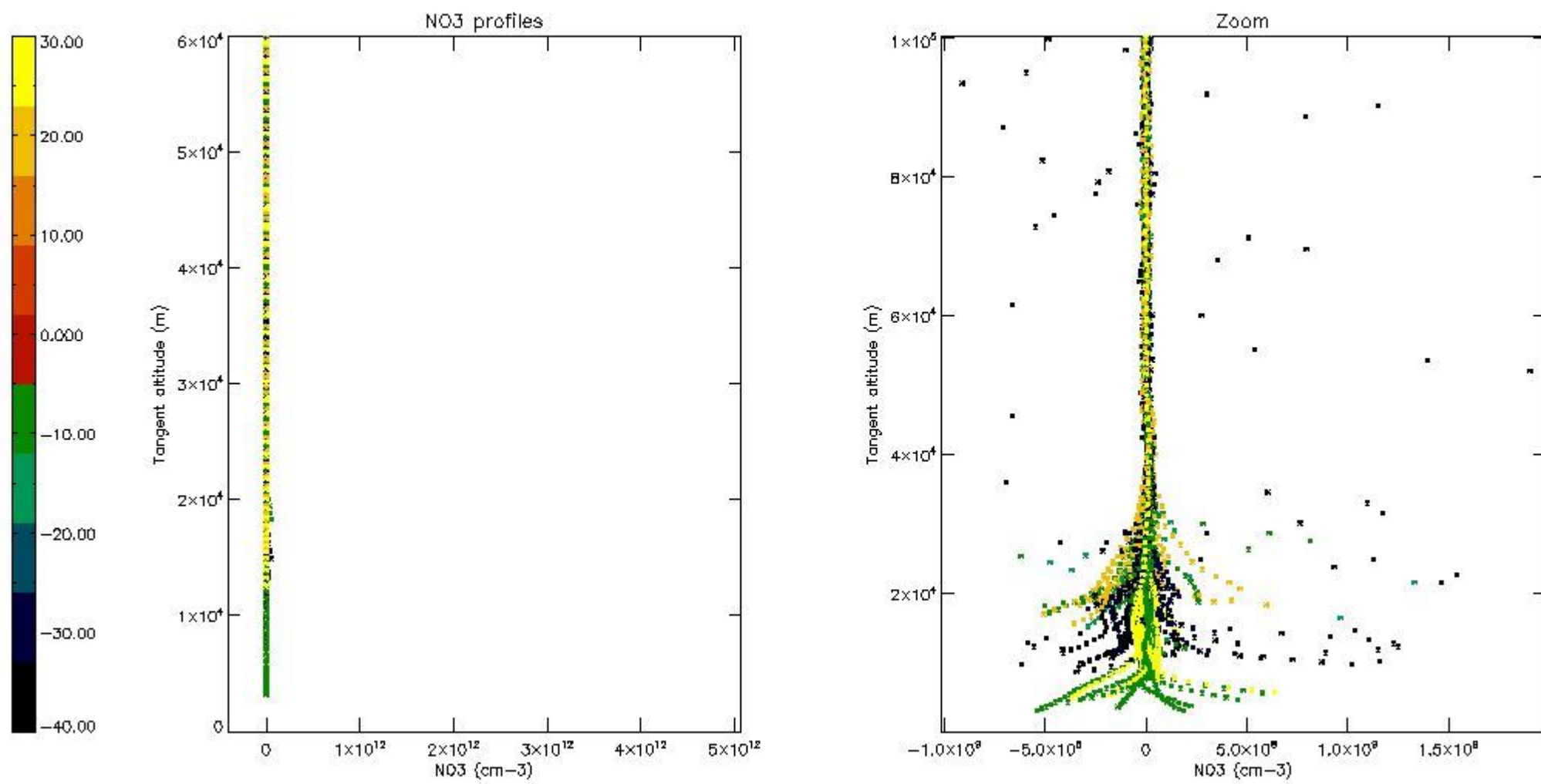
5.6 Plot NO₂ profiles for all STD (dark without errors)

The colorbar represents the latitude.



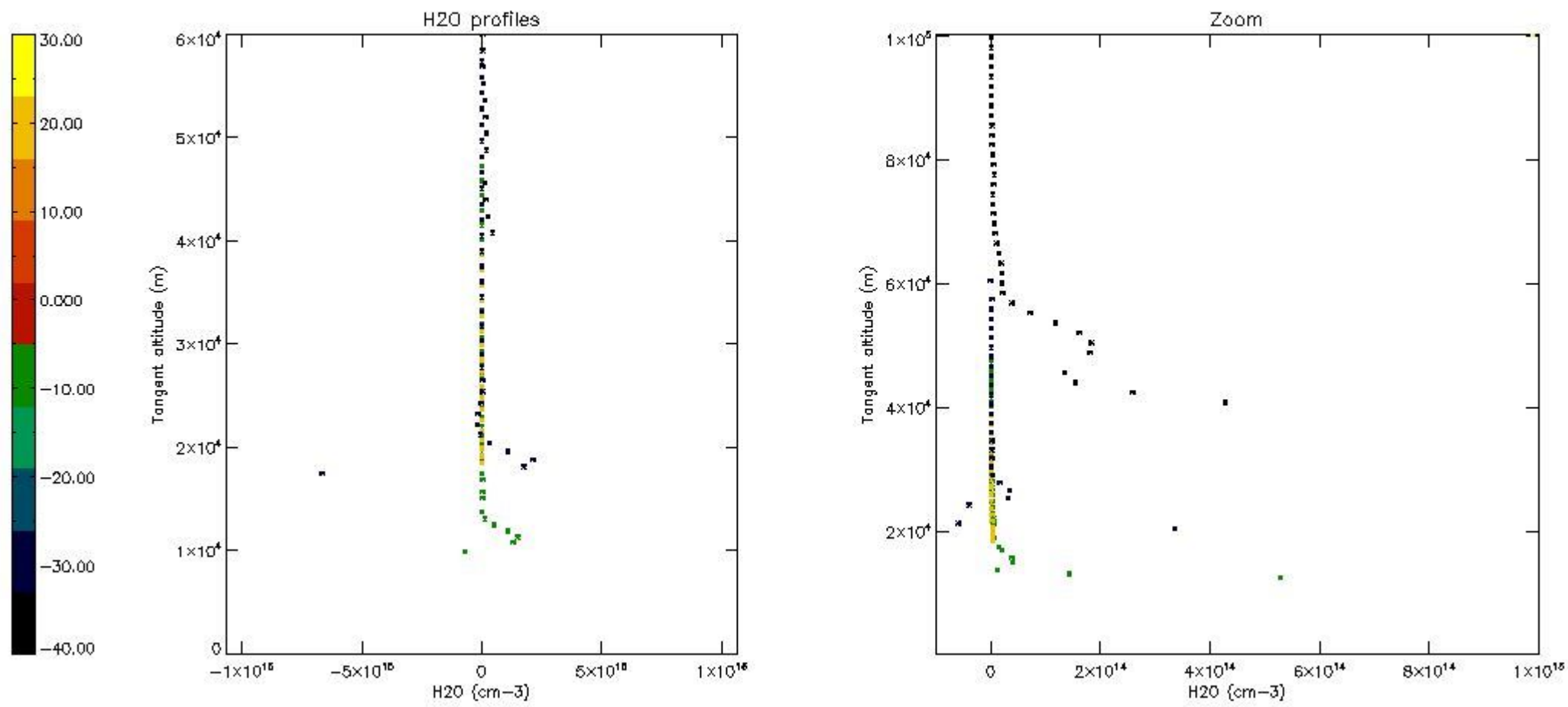
5.7 Plot NO3 profiles for all STD (dark without errors)

The colorbar represents the latitude.



5.8 Plot H₂O profiles for all STD (only for occultations of stars 1,2,3,4,13,14,16,26,63 dark without errors)

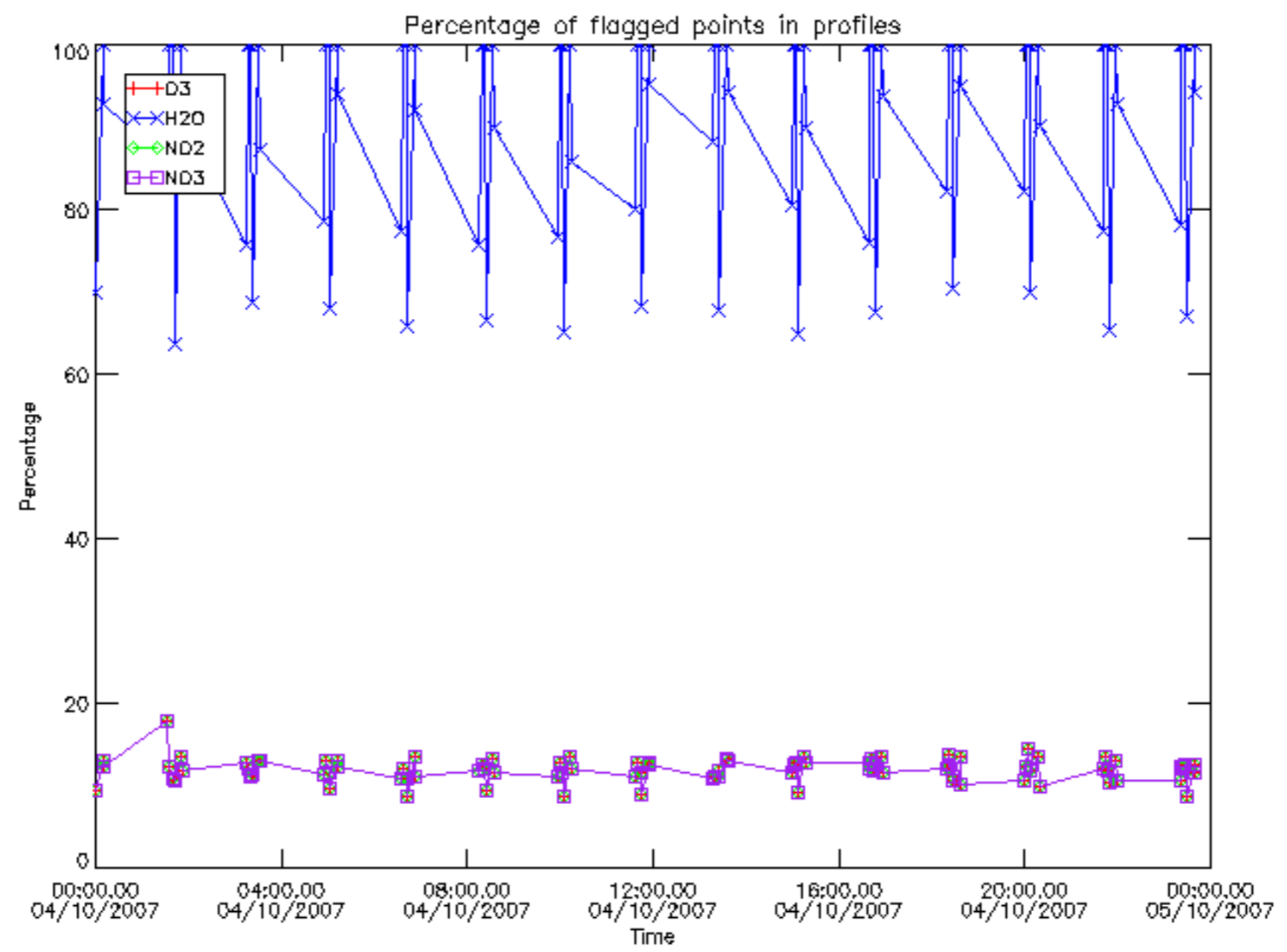
The colorbar represents the latitude.



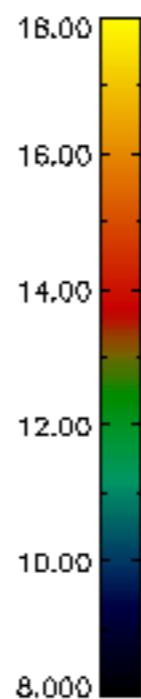
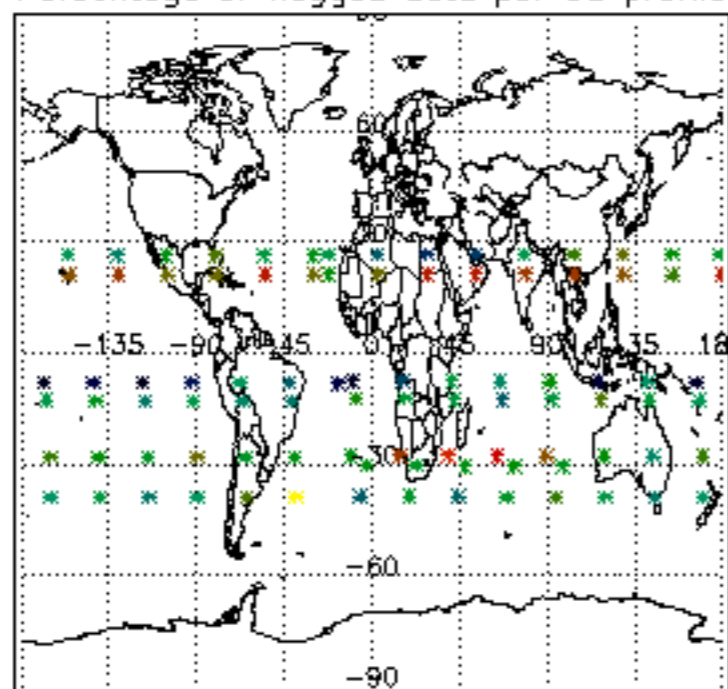
6. Auxiliary Data Files used for the production reported in section 2

The number reported in the third column indicates since which file (see list in section 2) the corresponding auxiliary file has been used. The fourth column is the date of those product files.

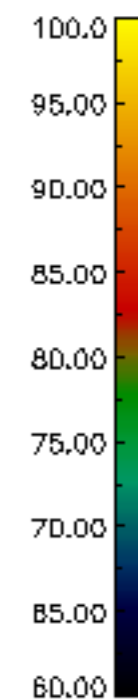
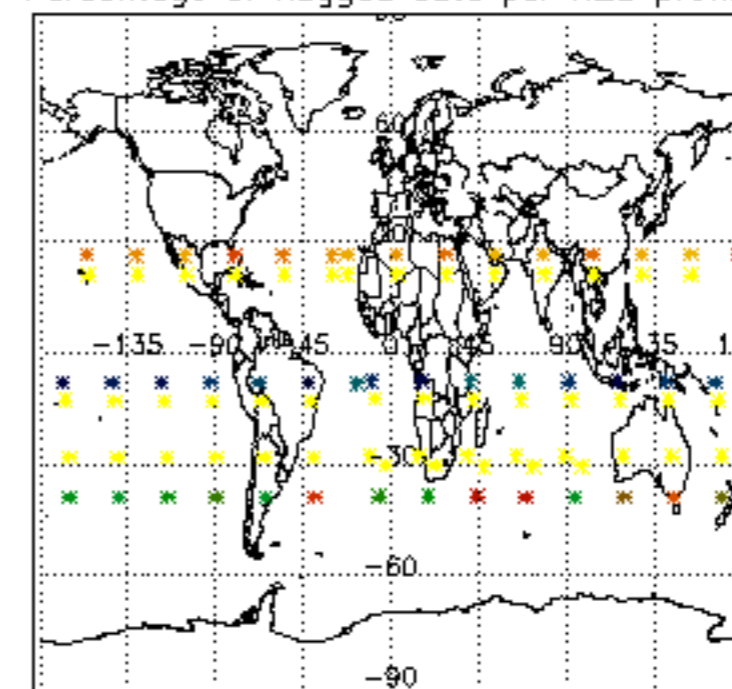
Type	Auxiliary Filename	Used since product	Used since product date
INST_PHYS_CHARACTERISTICS	GOM_INS_AXVIEC20091111_143220_20030716_120000_20500101_000000	1	04-OCT-2007 00:00:41
LEVEL-2_PROC_CONFIG	GOM_PR2_AXVIEC20091111_152718_20020301_000000_20500101_000000	1	04-OCT-2007 00:00:41
CROSS_SECTIONS_FILE	GOM_CRS_AXVIEC20091111_154832_20020301_000000_20500101_000000	1	04-OCT-2007 00:00:41



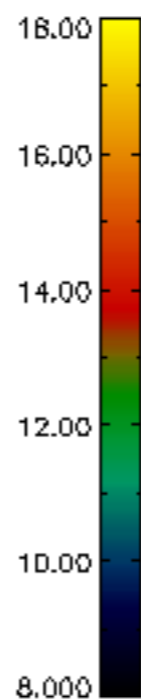
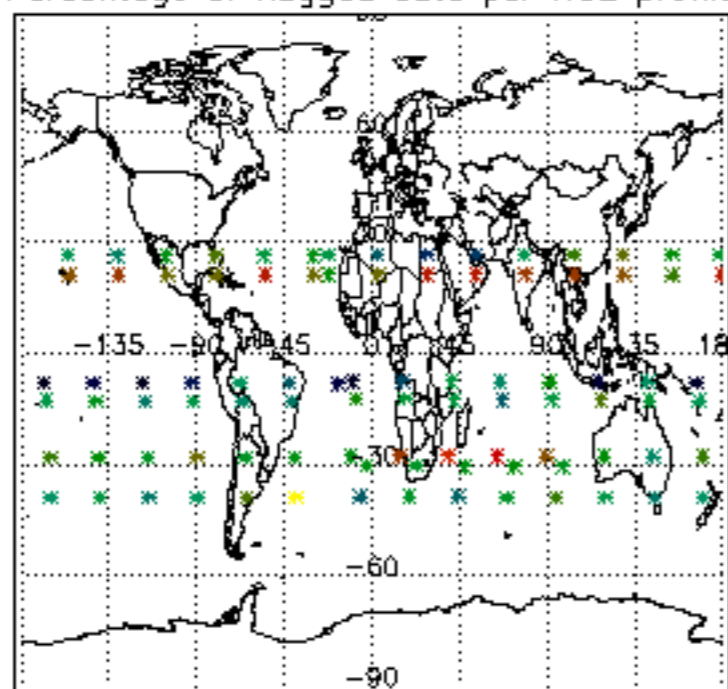
Percentage of flagged data per D3 profile



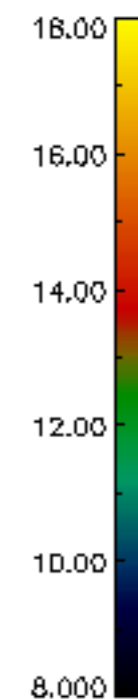
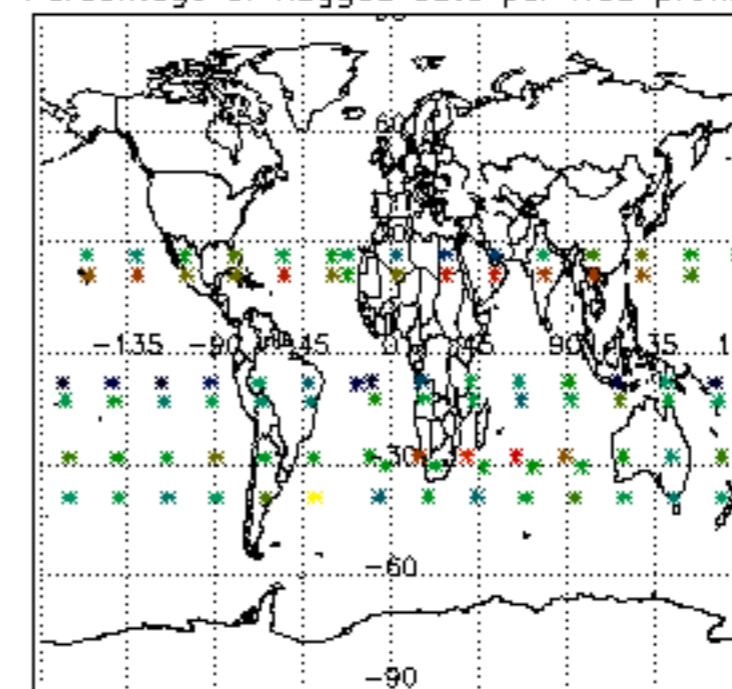
Percentage of flagged data per H2O profile

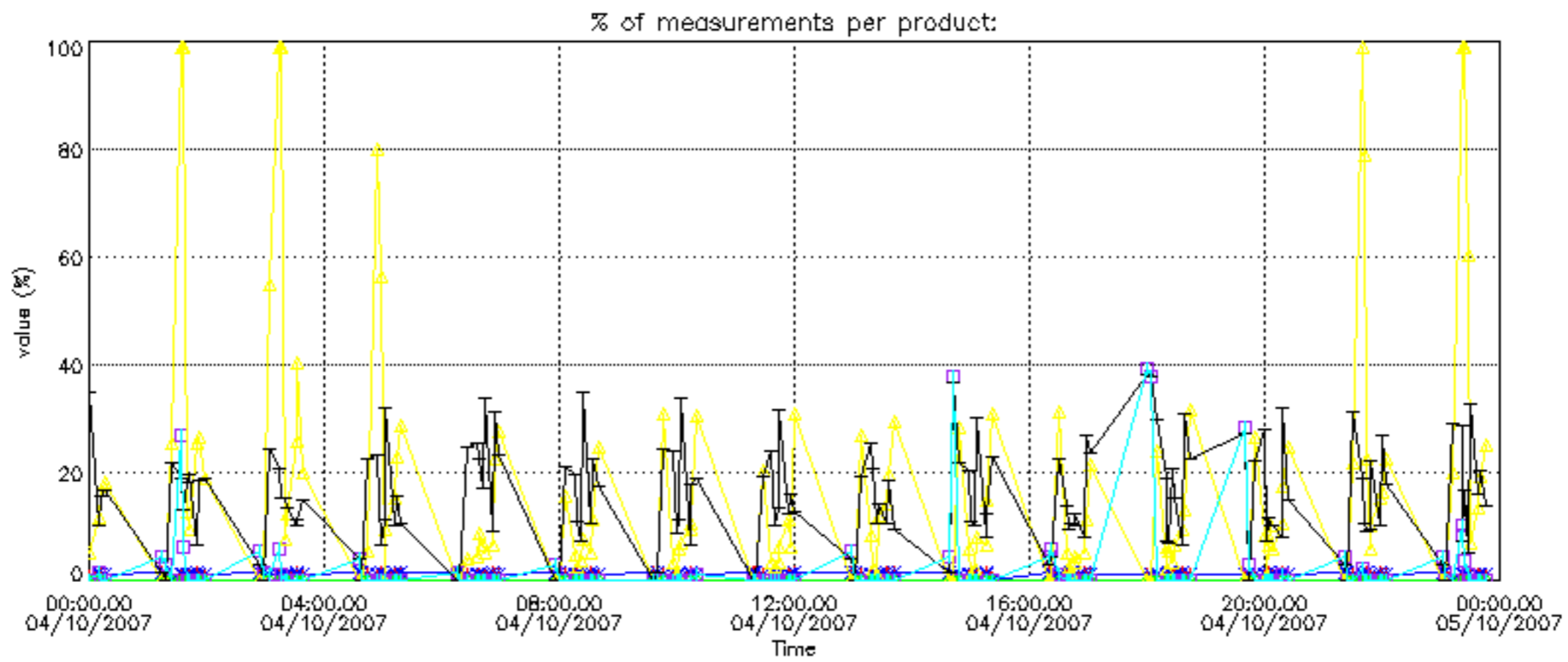


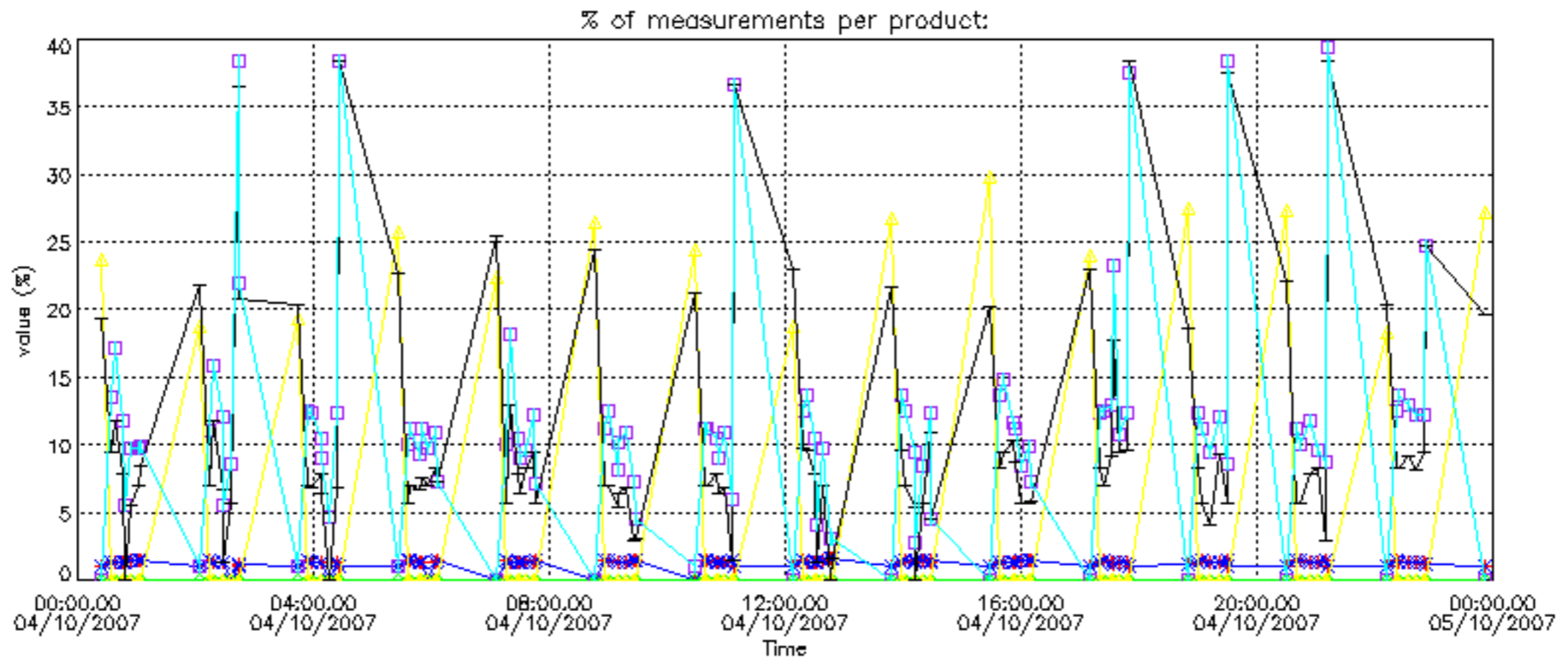
Percentage of flagged data per NO2 profile



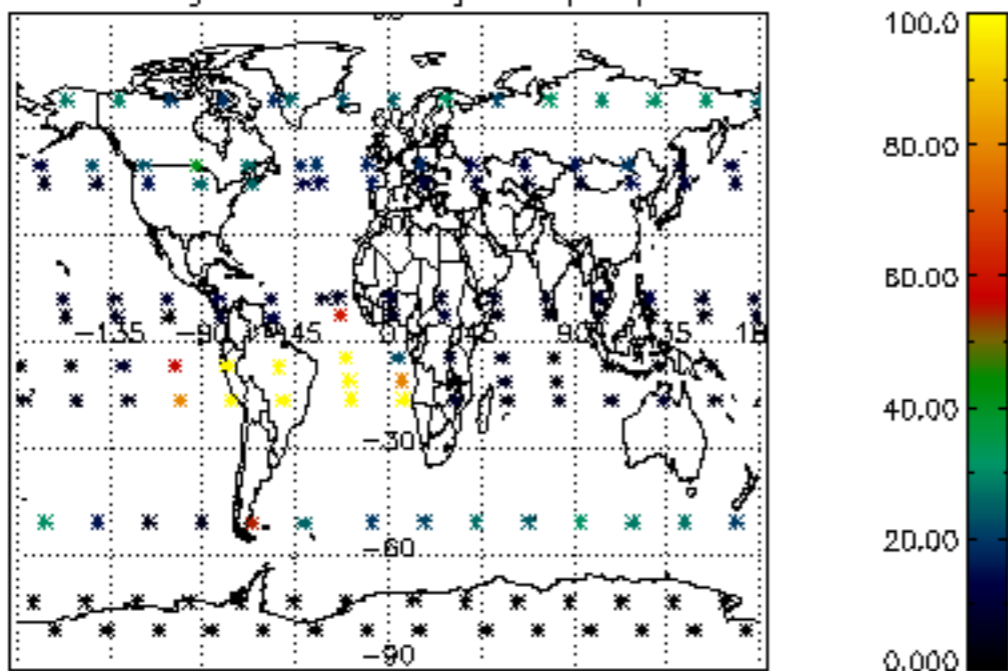
Percentage of flagged data per NO3 profile



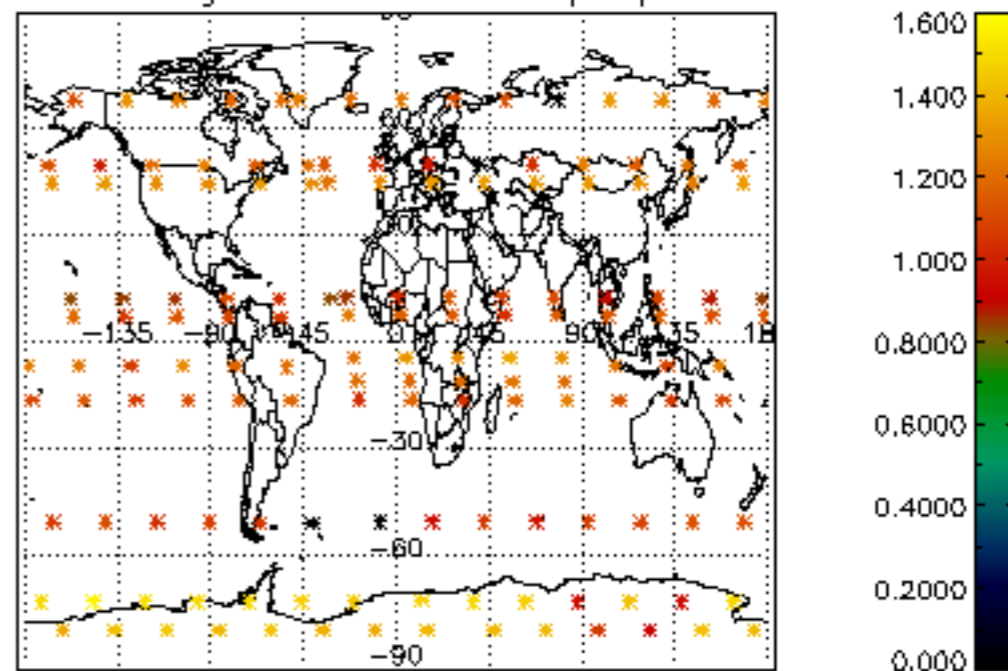




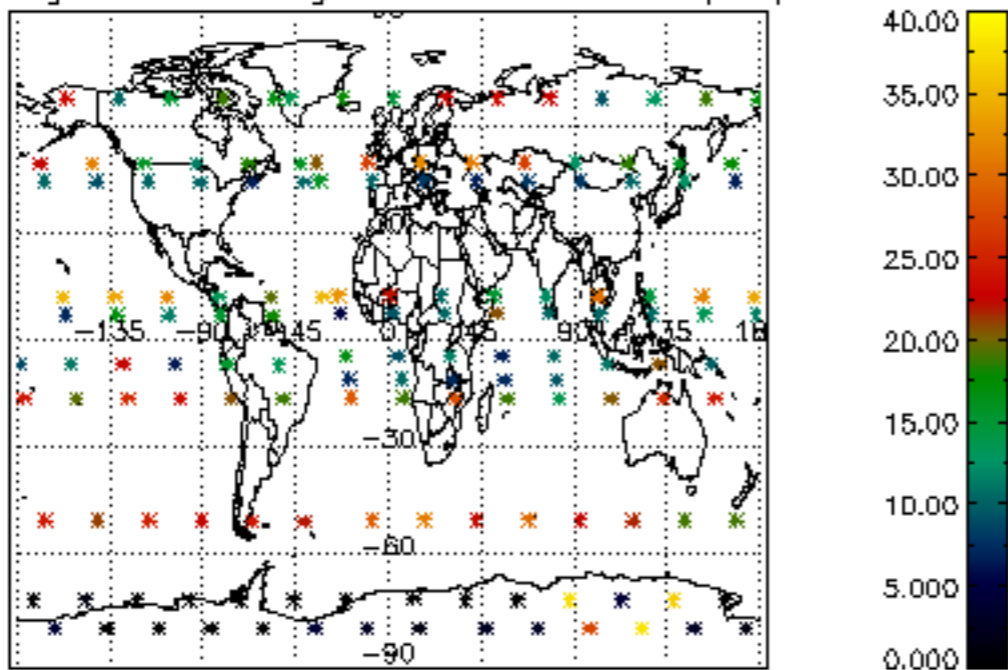
Percentage of cosmic ray hits per profile



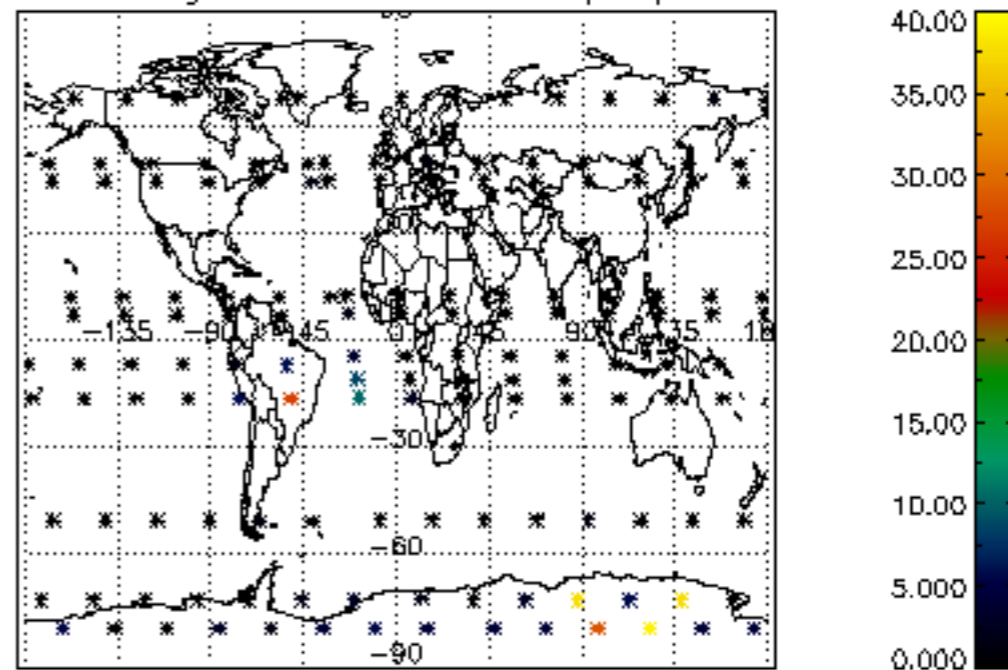
Percentage of datation errors per profile



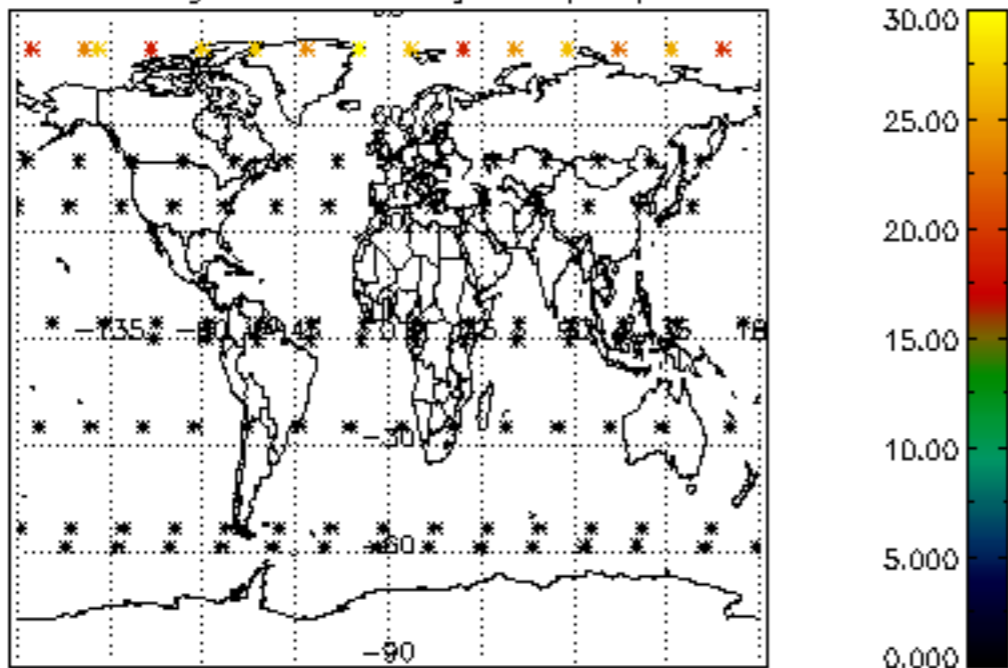
Percentage of star falling outside central band per profile



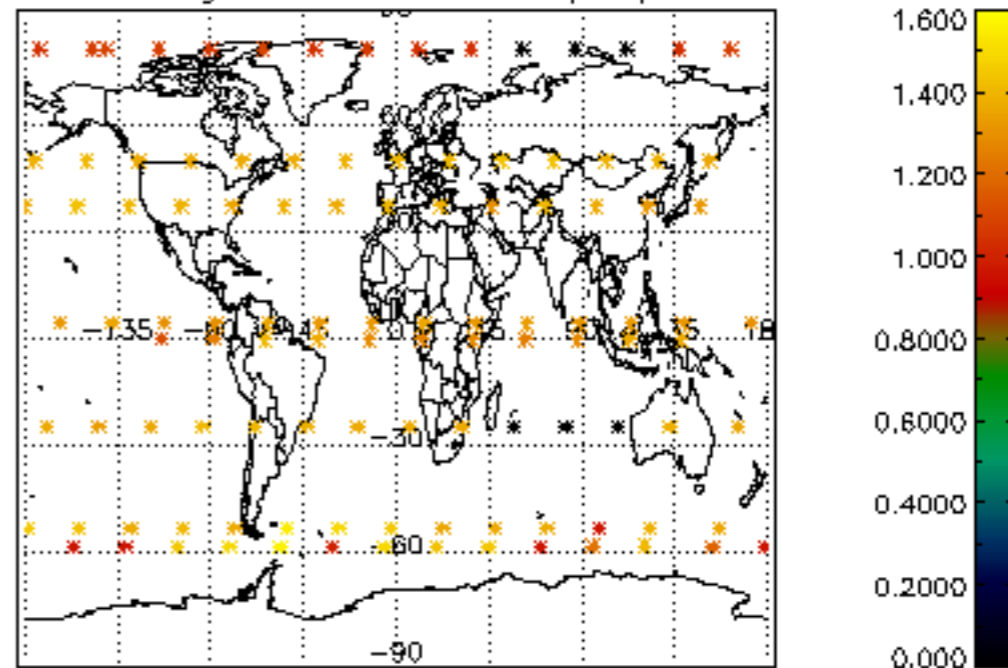
Percentage of saturation errors per profile



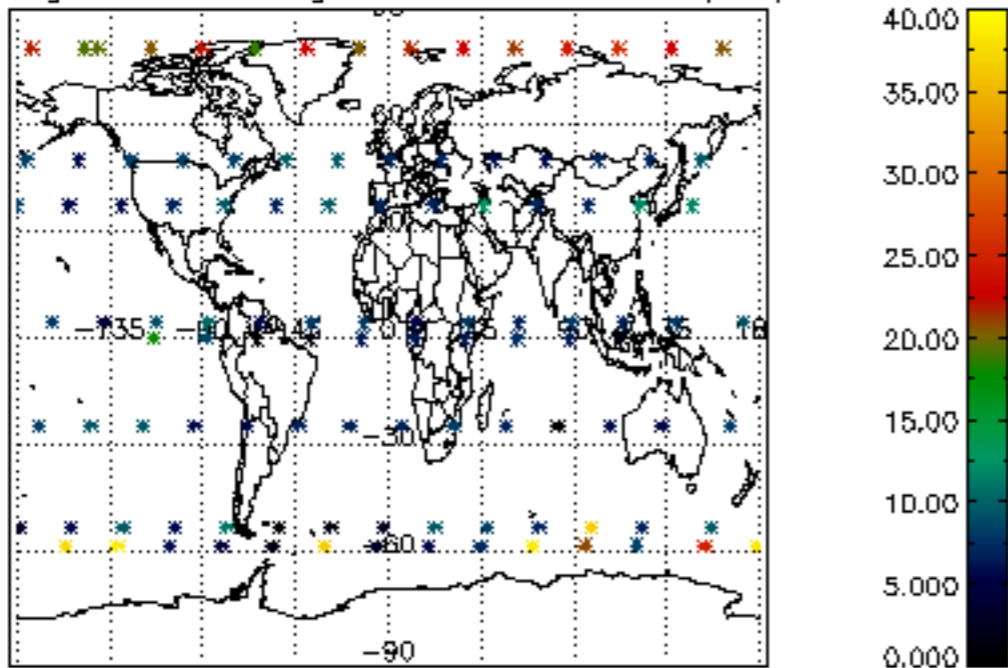
Percentage of cosmic ray hits per profile



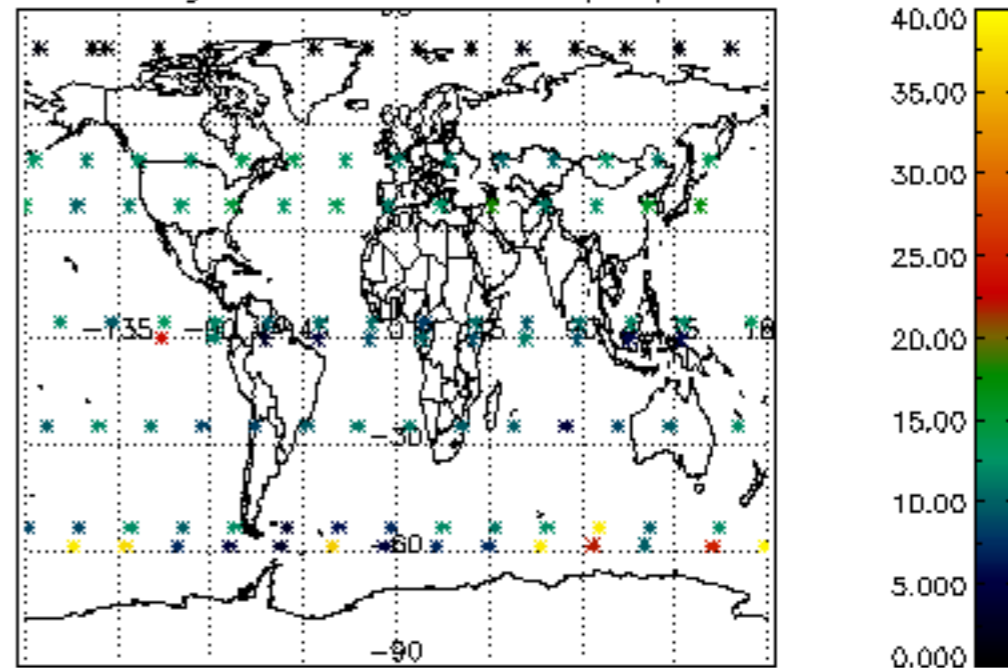
Percentage of datation errors per profile

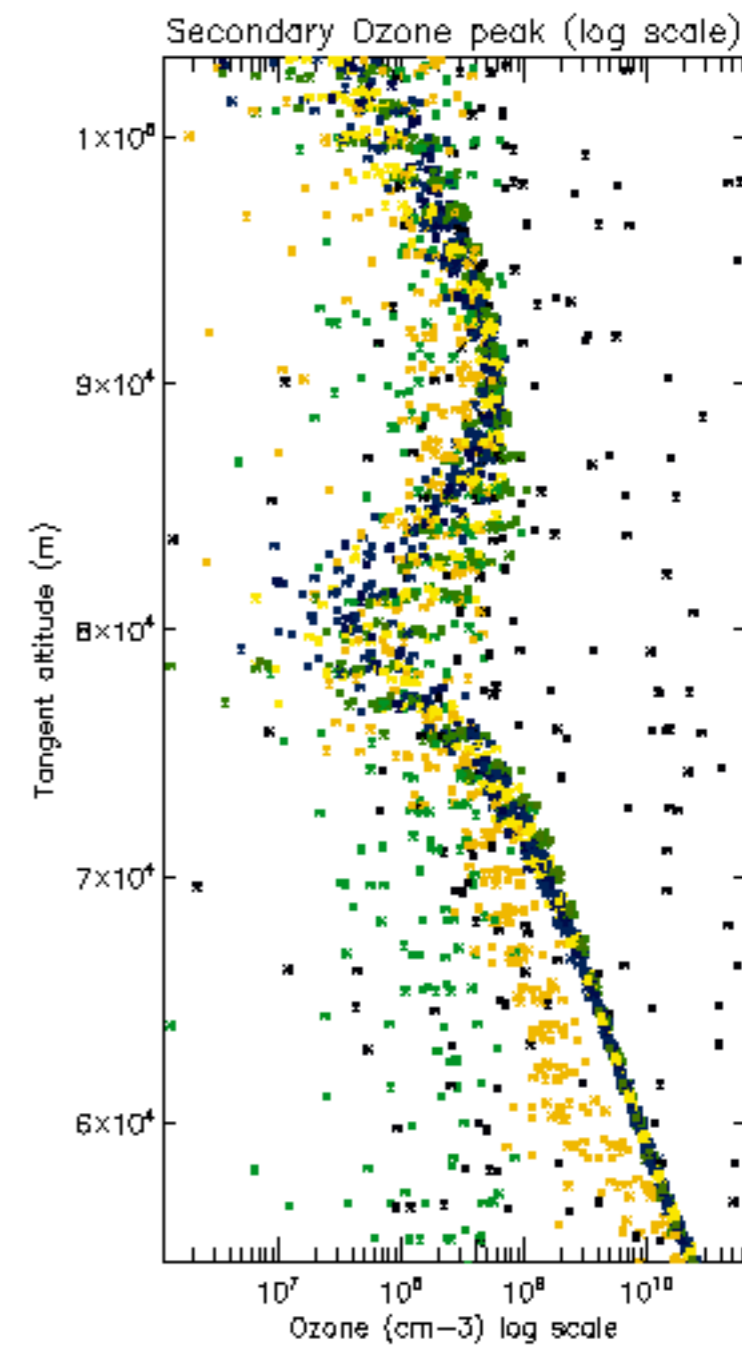
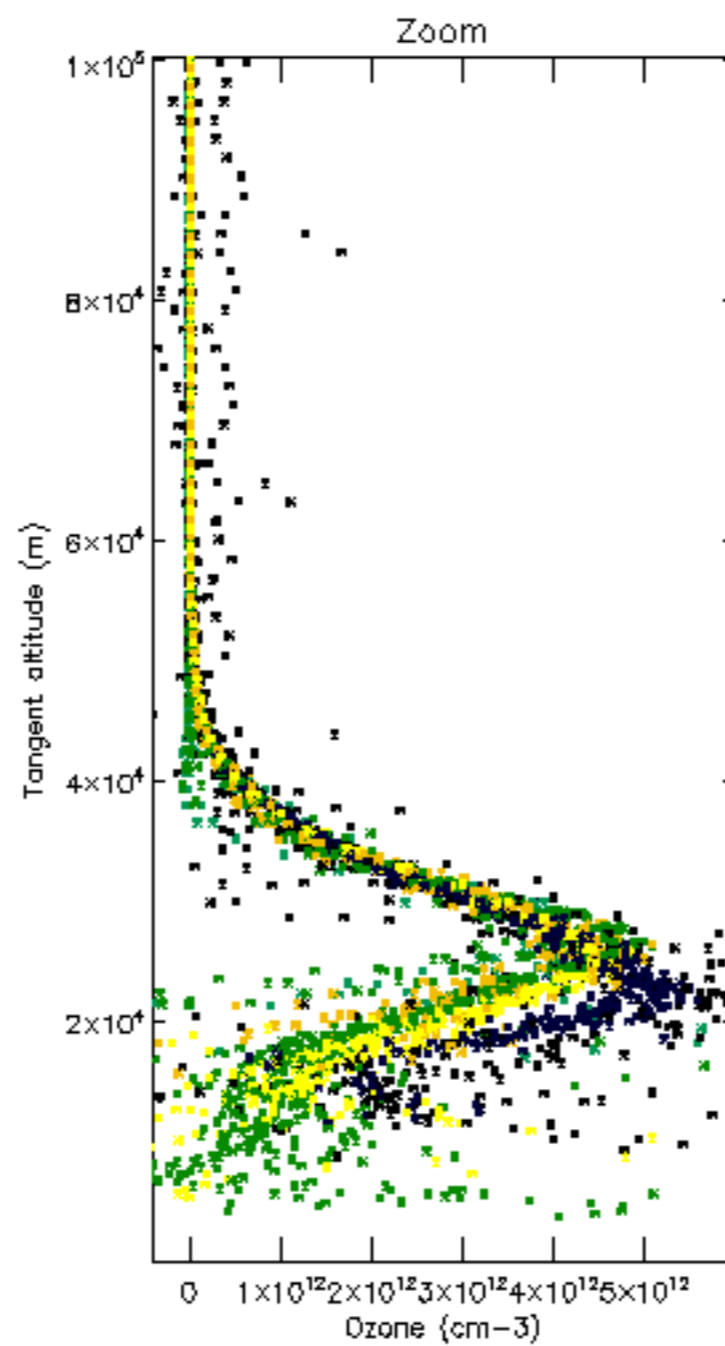
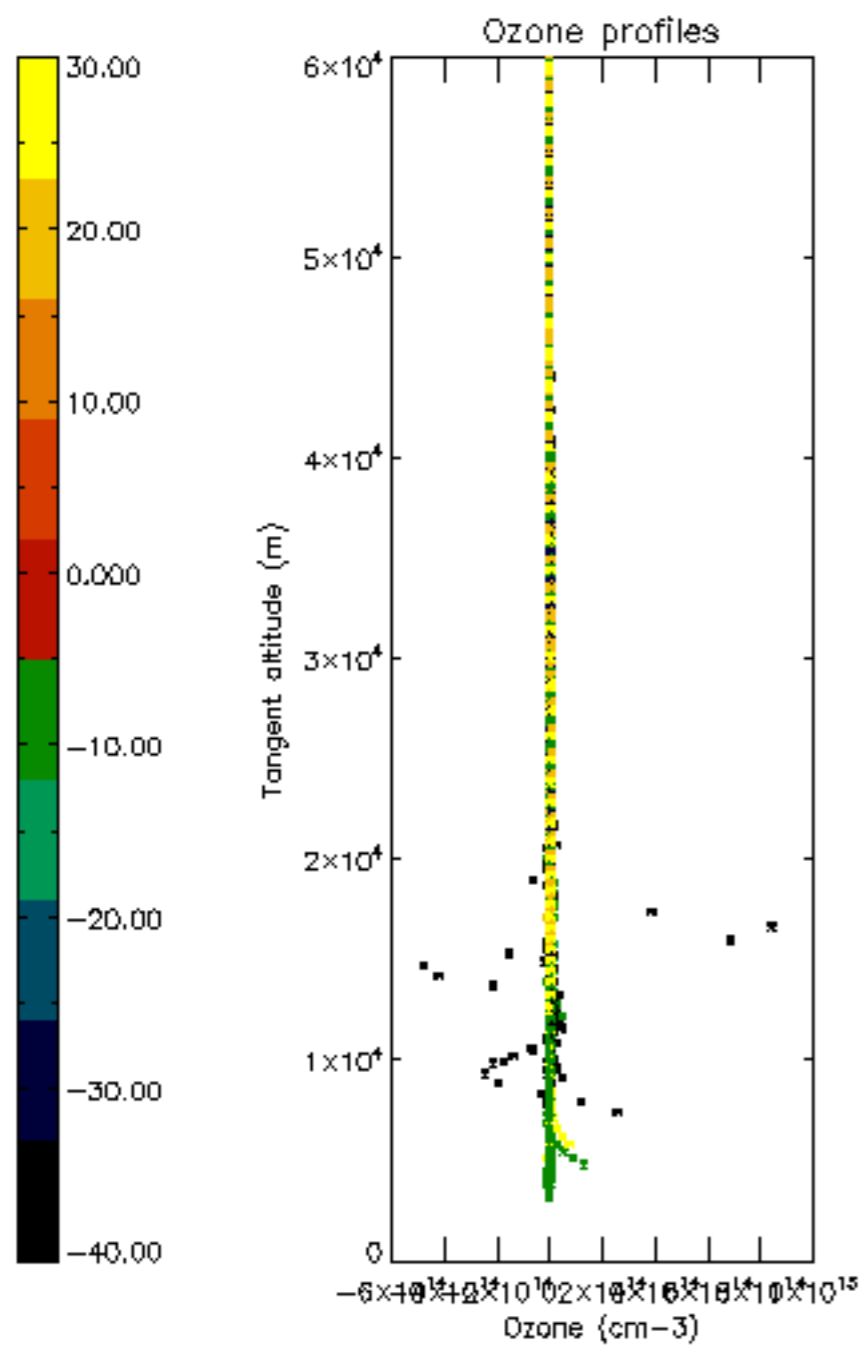


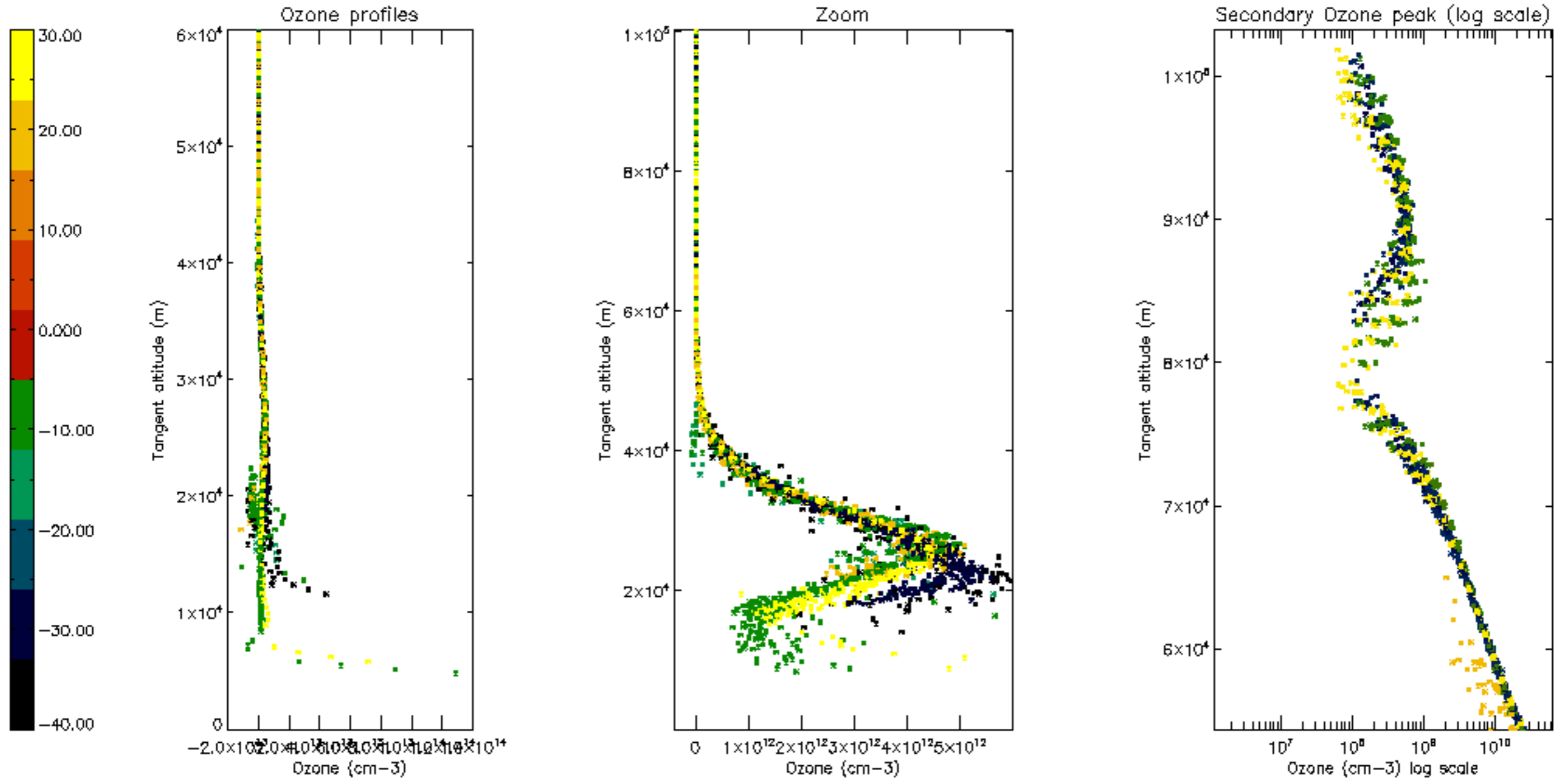
Percentage of star falling outside central band per profile

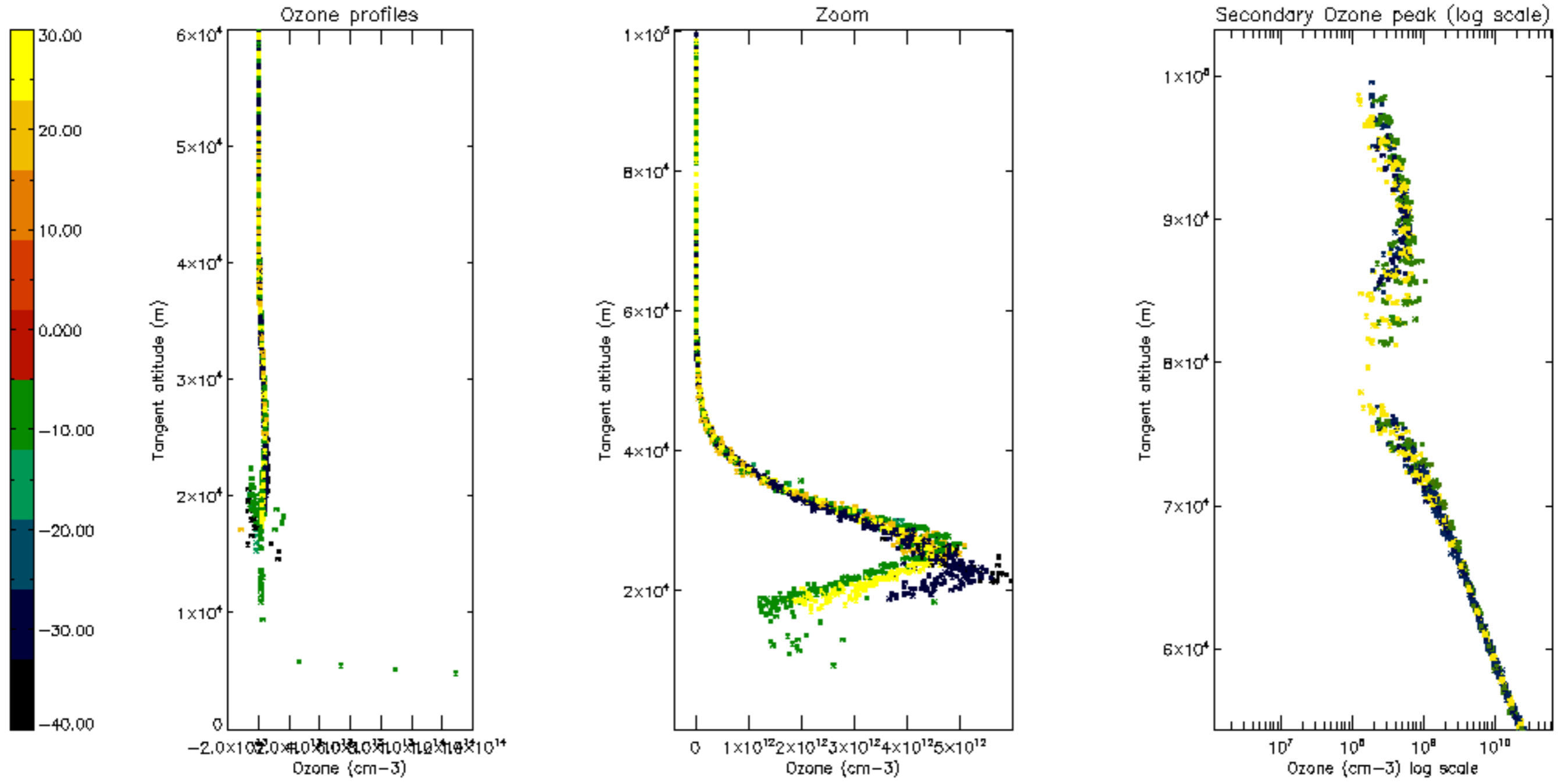


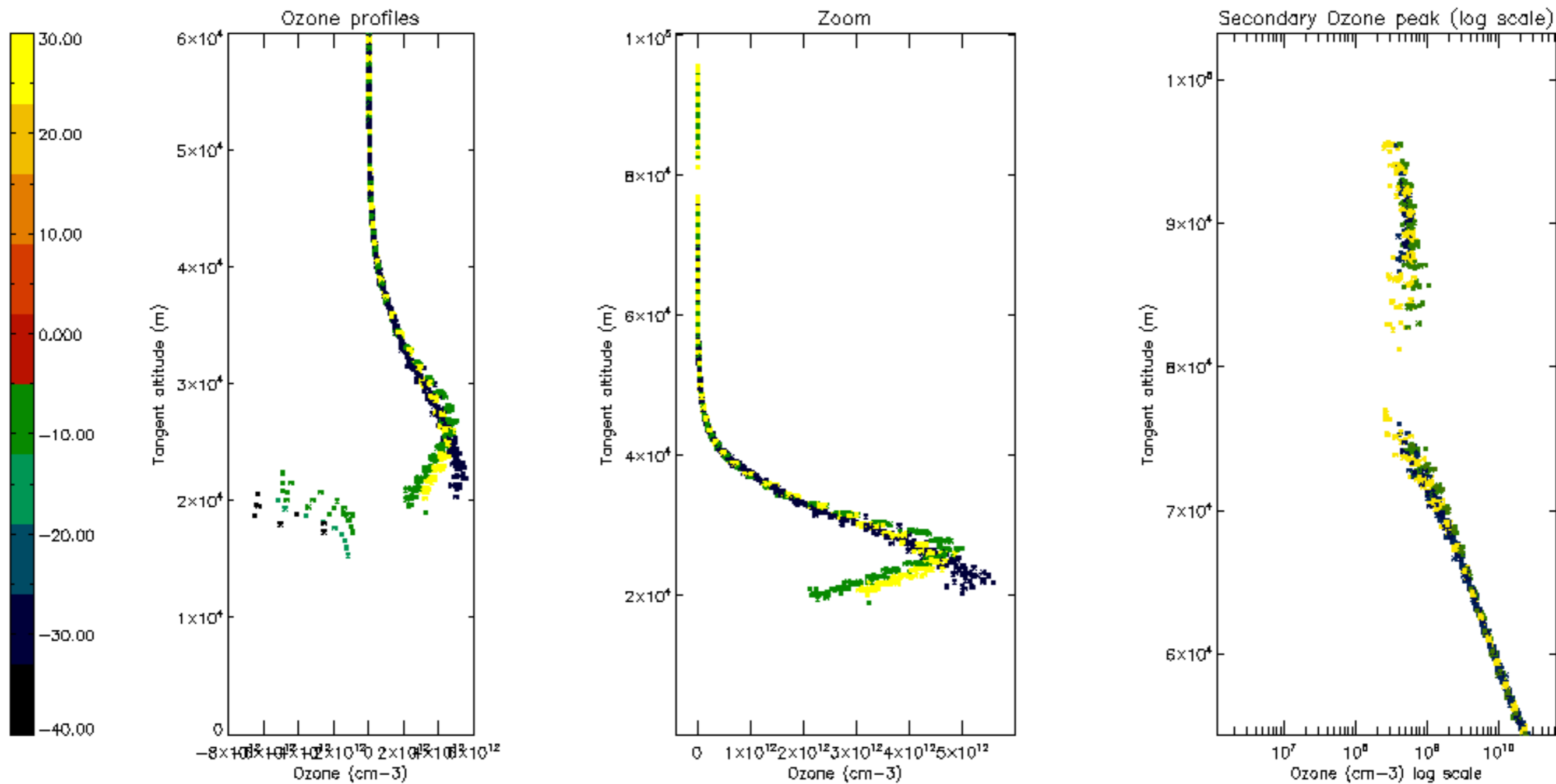
Percentage of saturation errors per profile

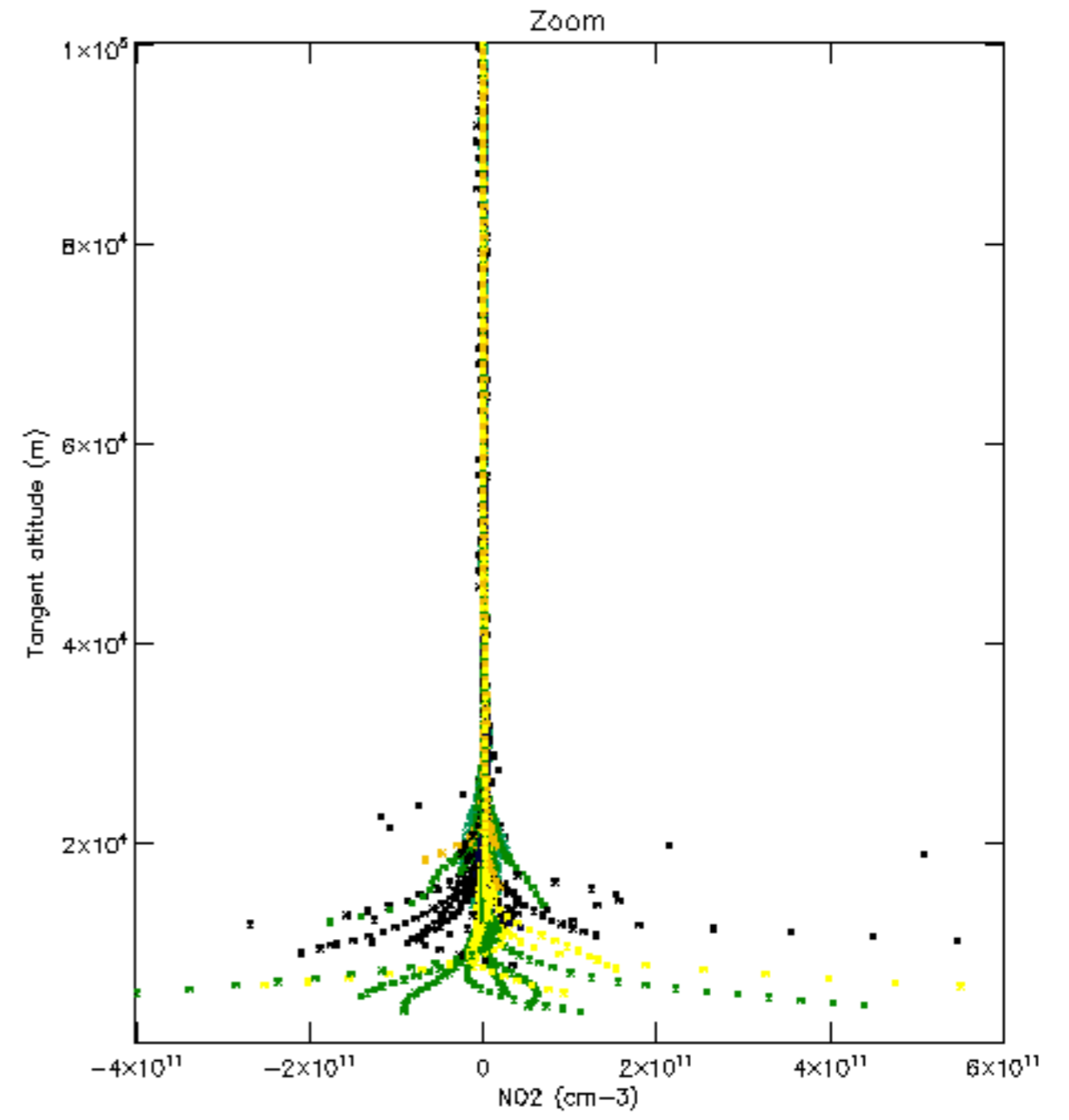
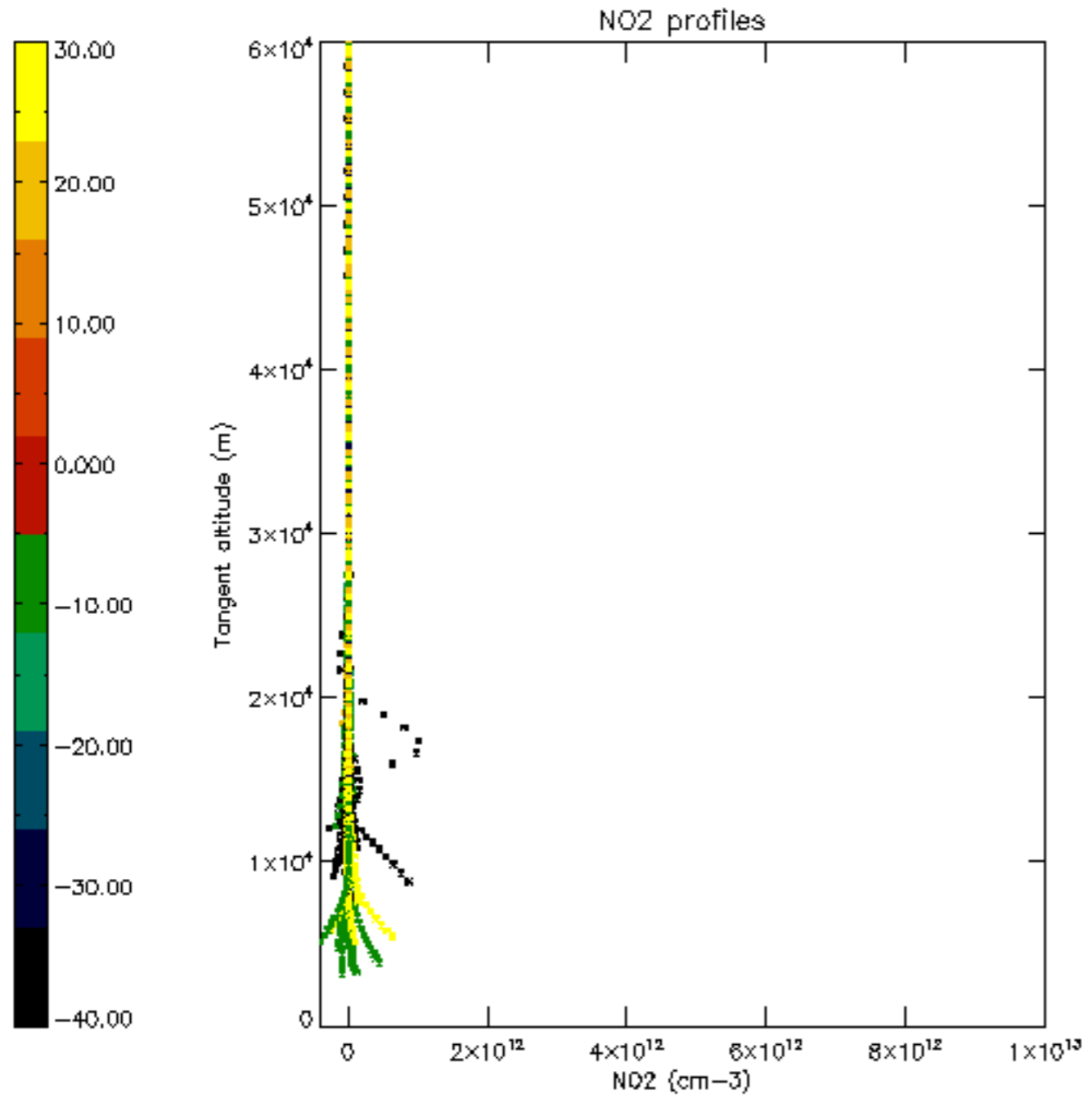


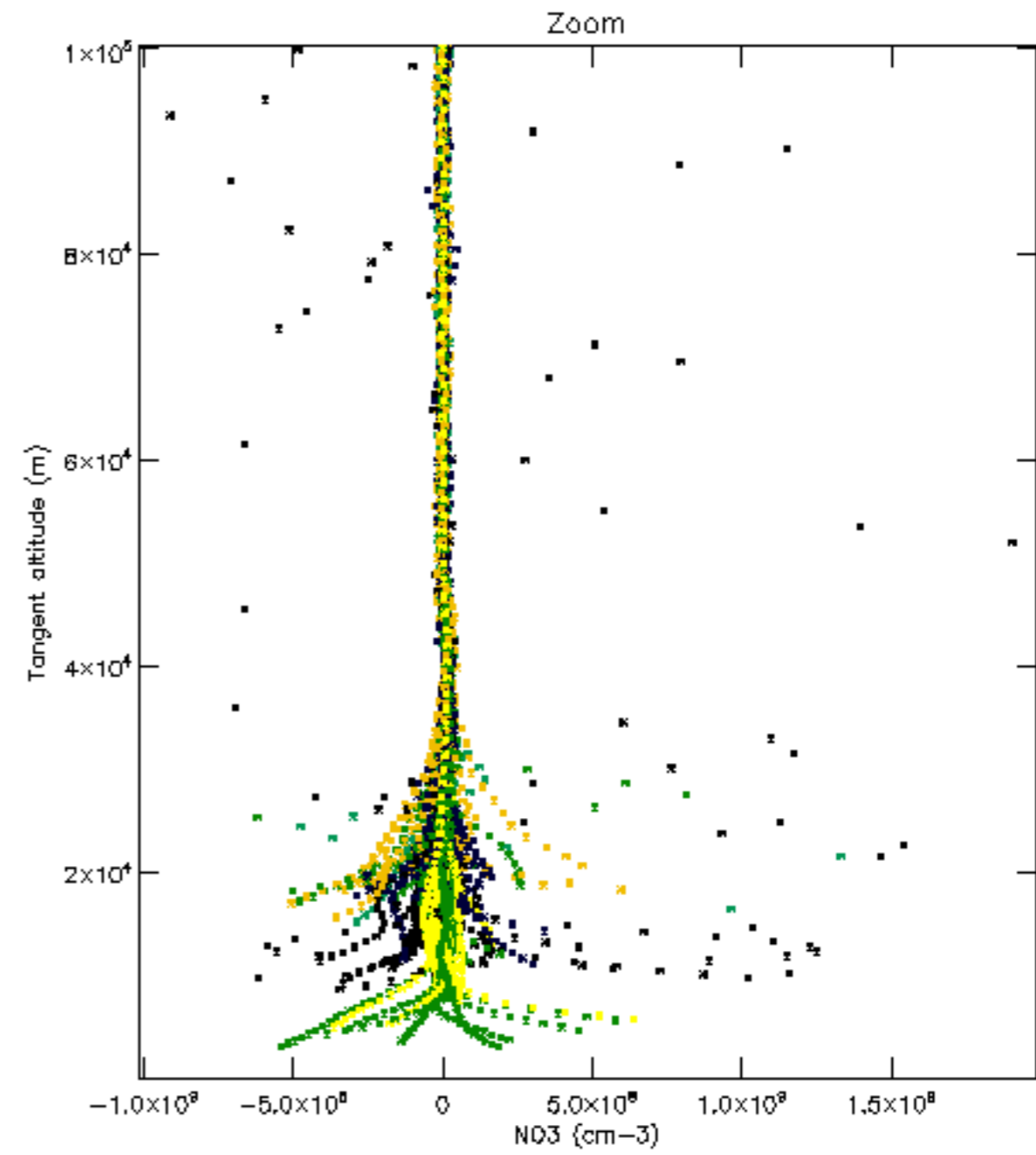
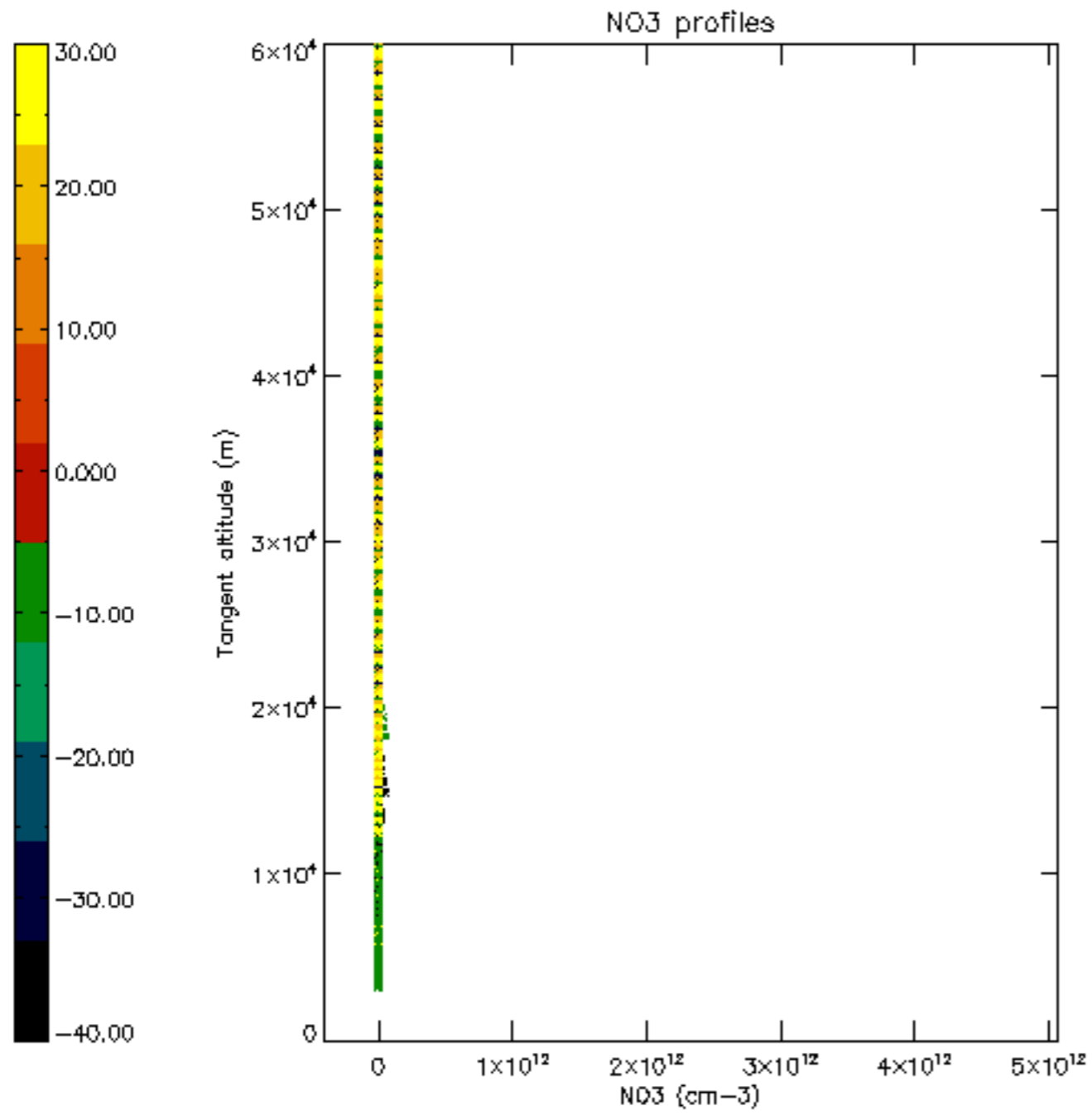


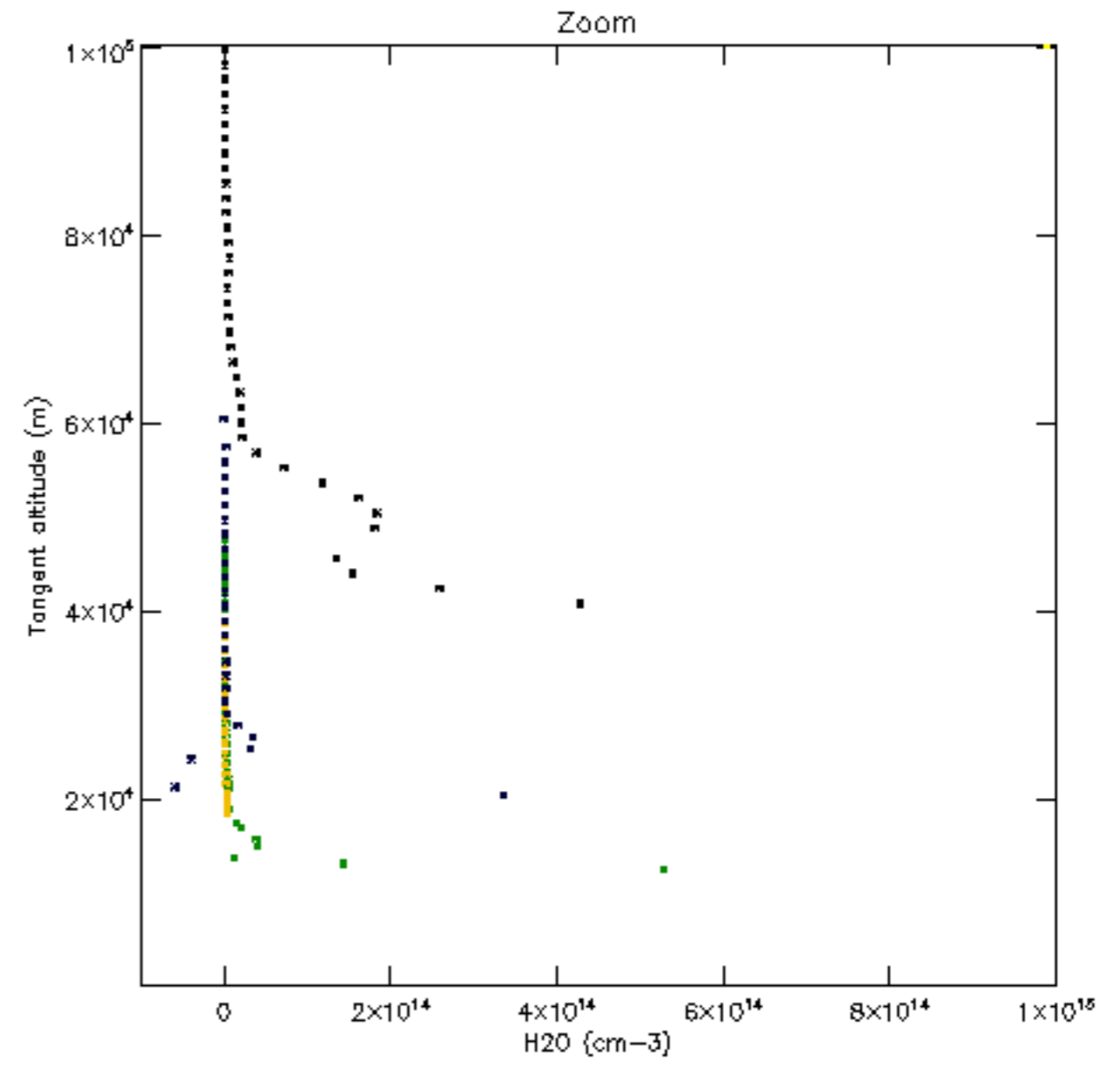
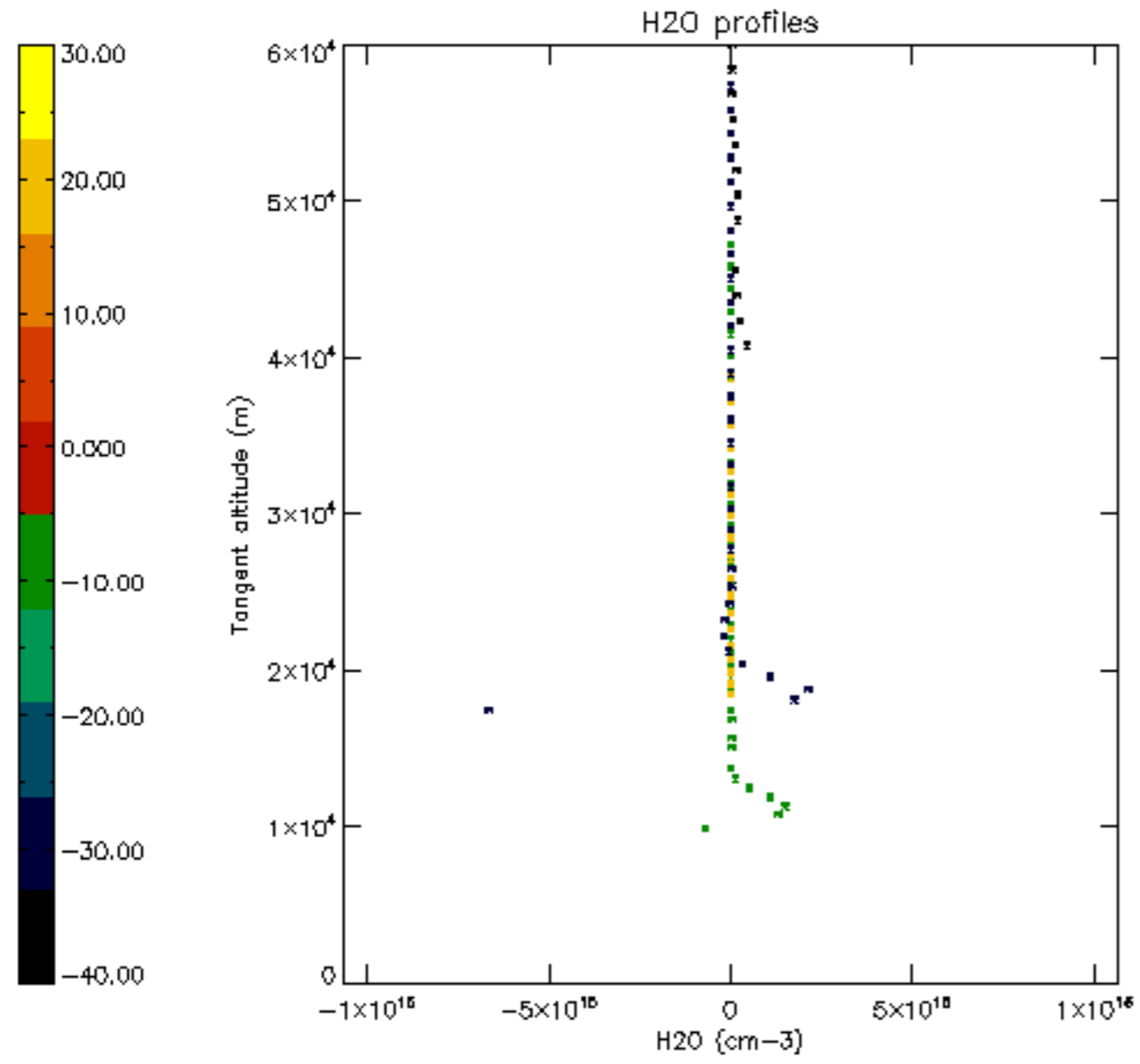


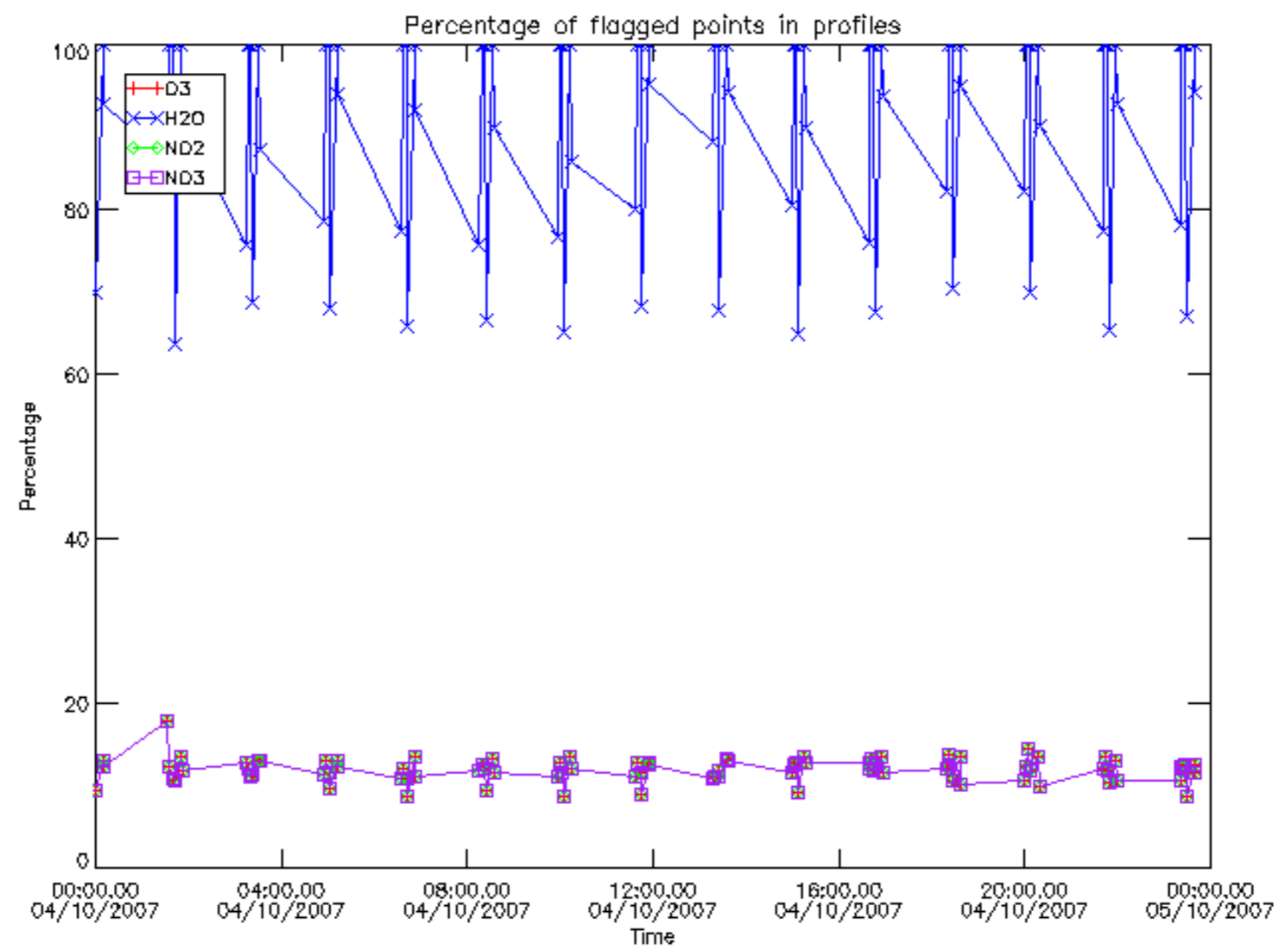




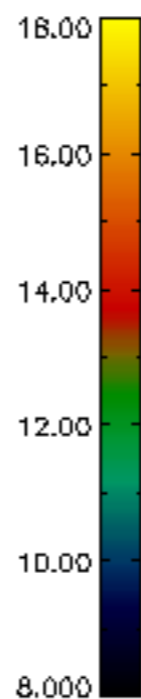
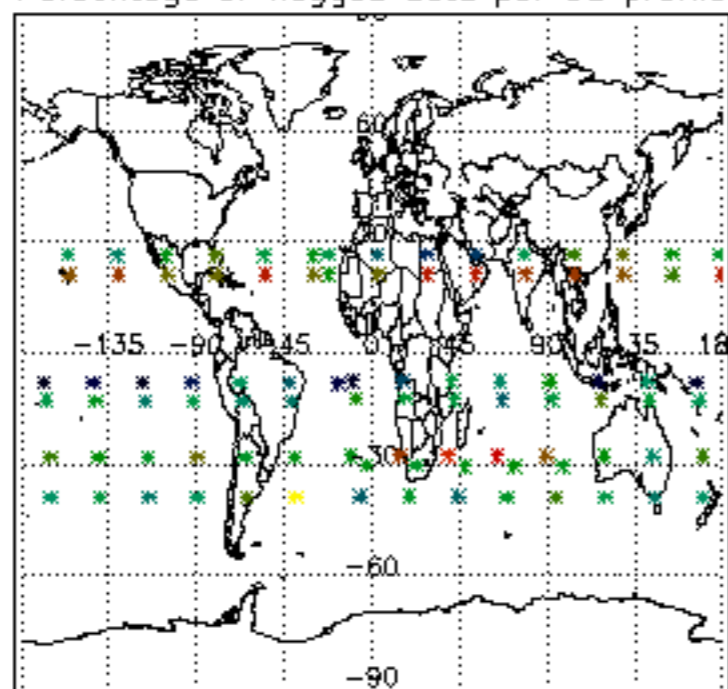




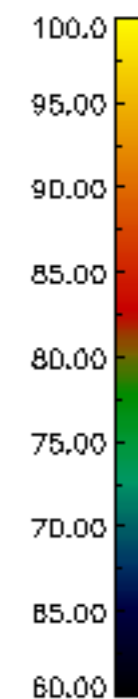
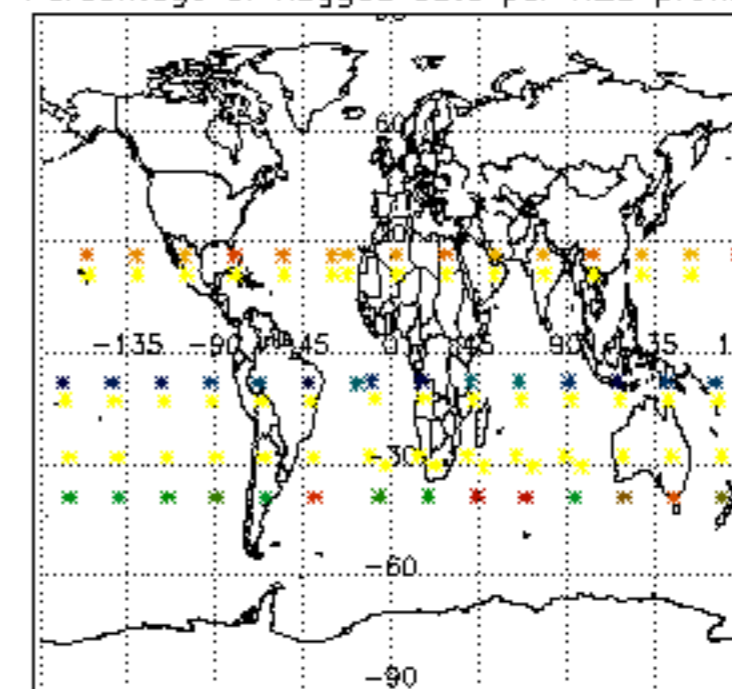




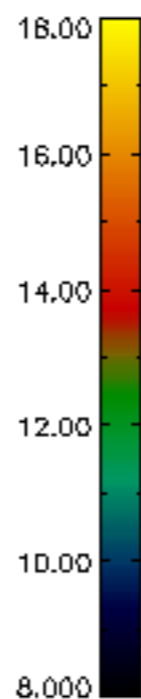
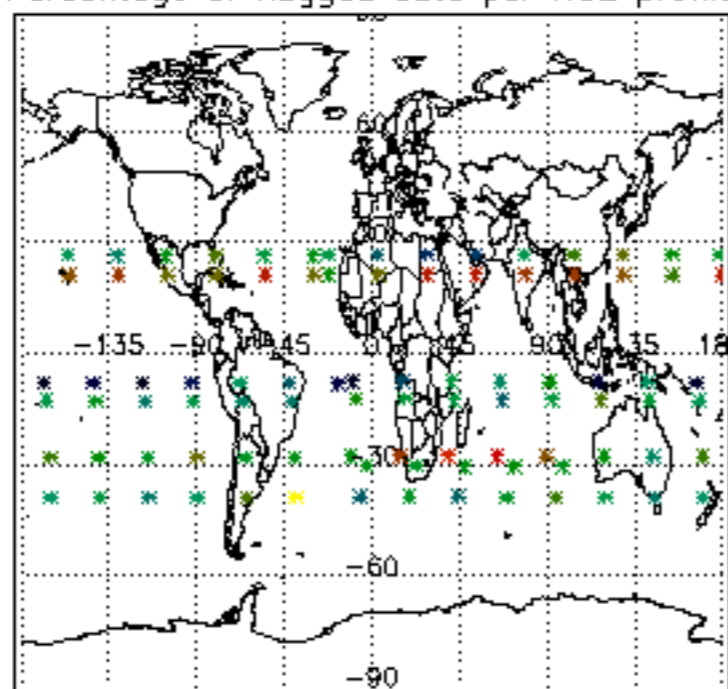
Percentage of flagged data per D3 profile



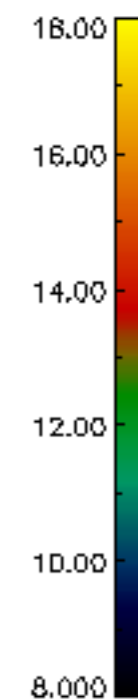
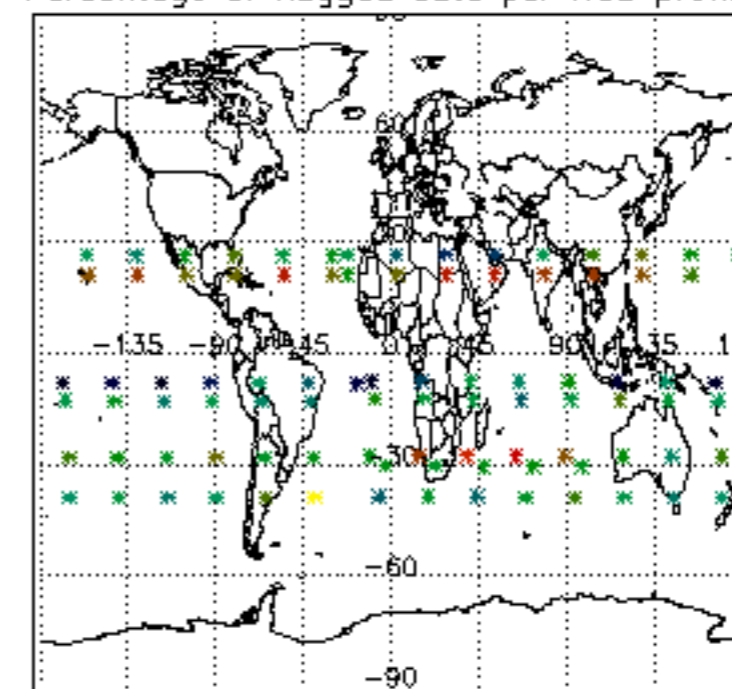
Percentage of flagged data per H2O profile

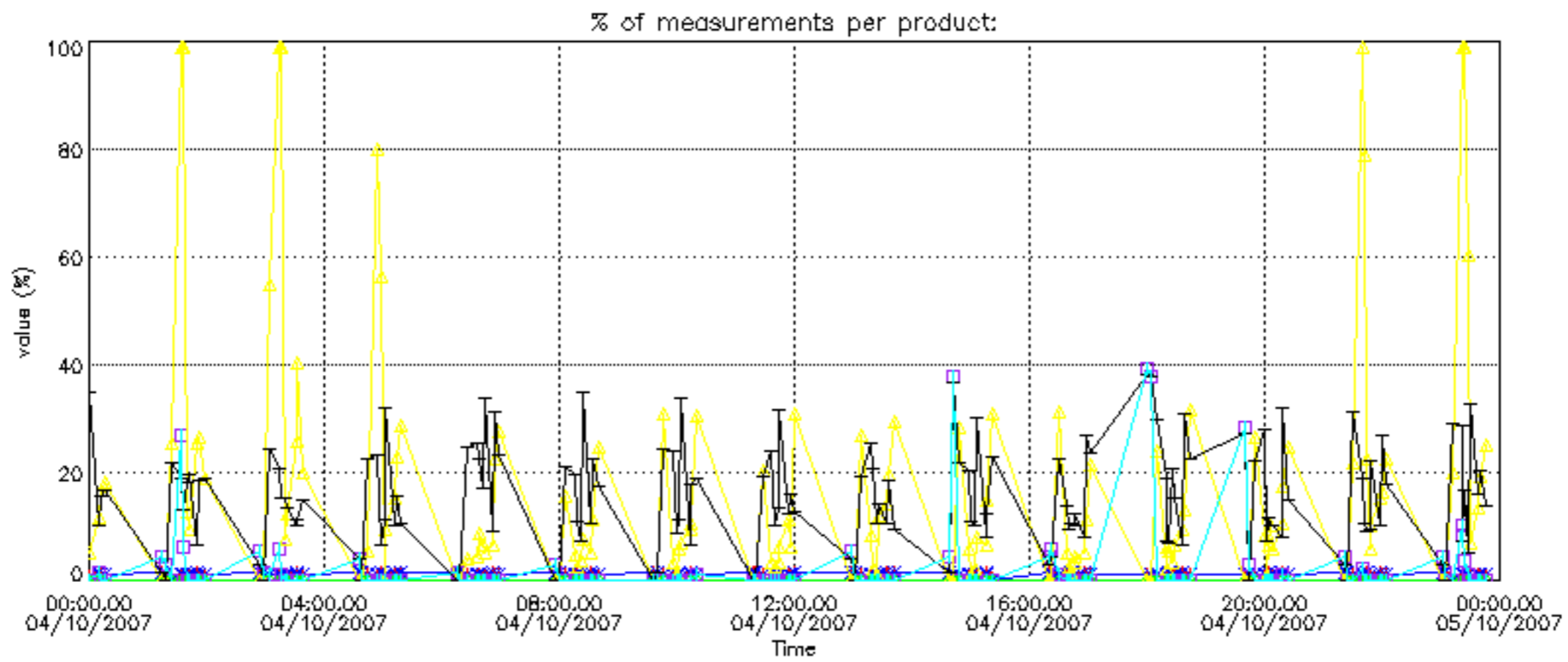


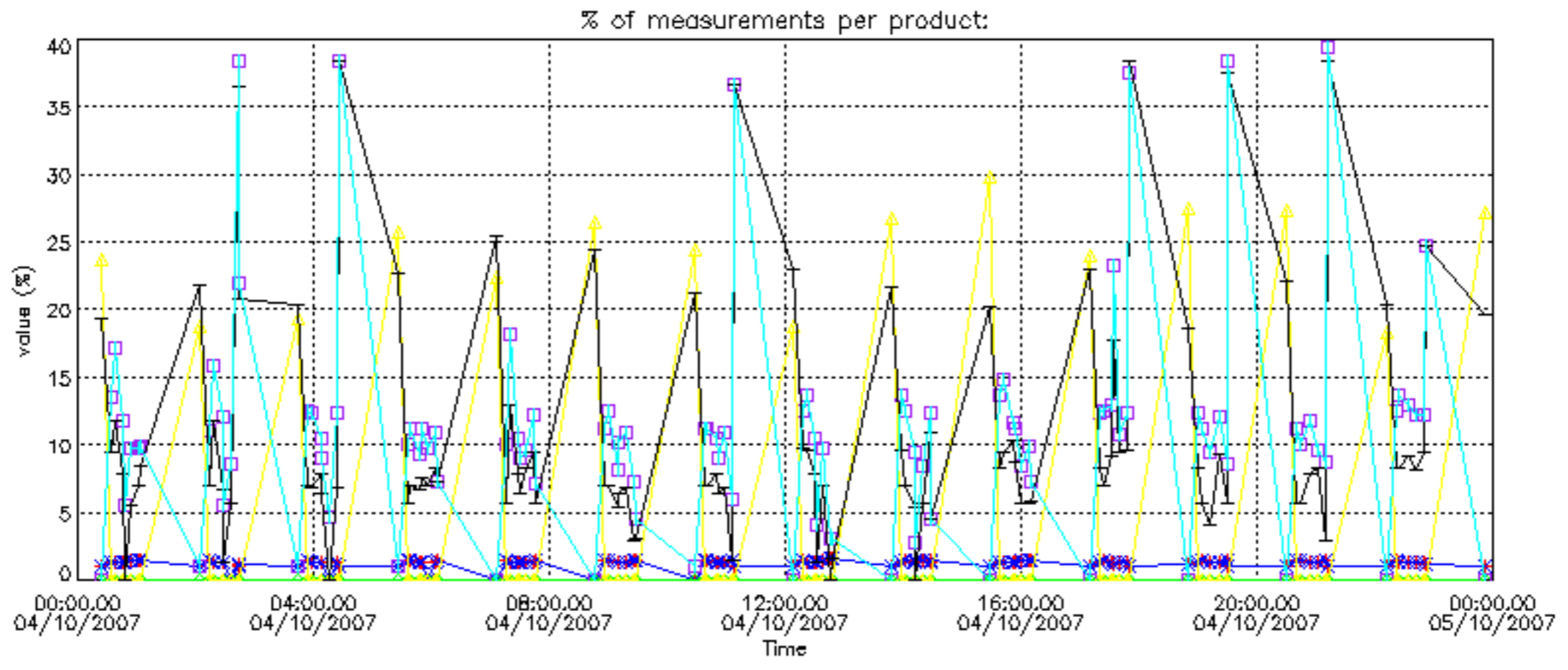
Percentage of flagged data per NO2 profile



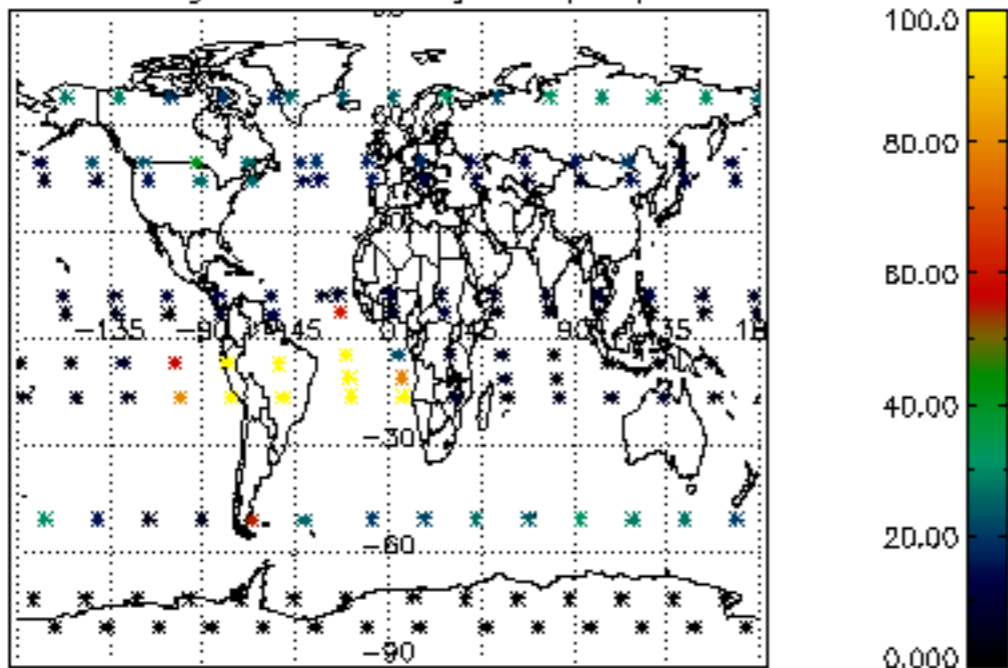
Percentage of flagged data per NO3 profile



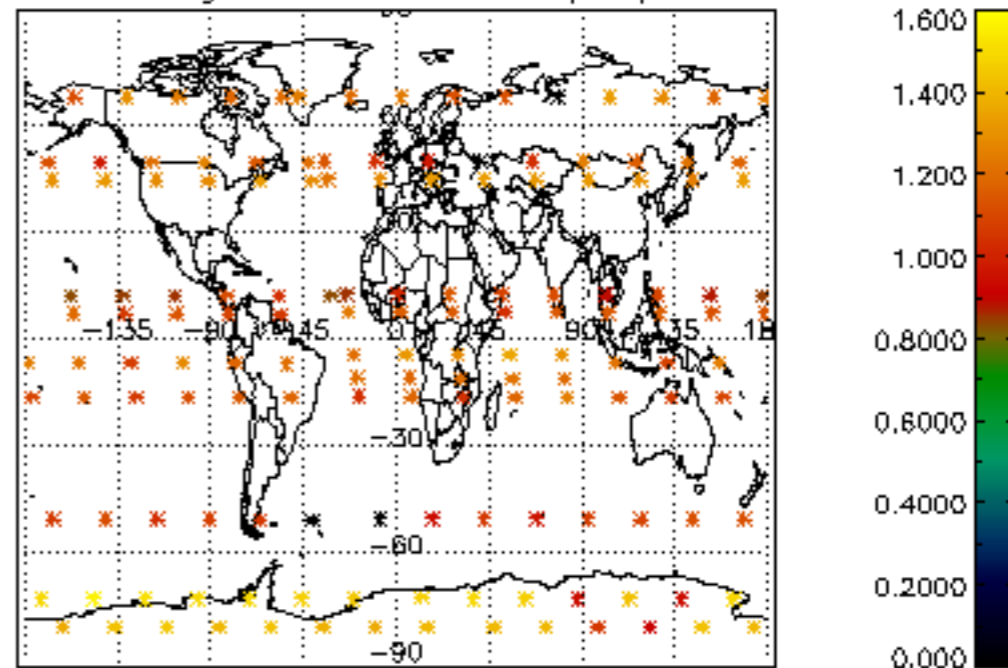




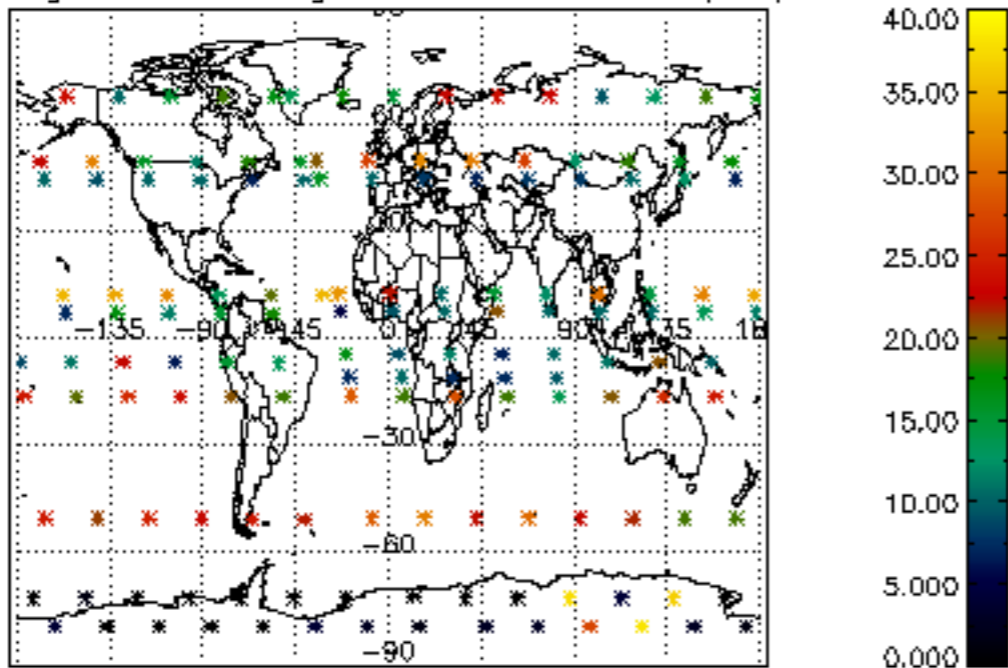
Percentage of cosmic ray hits per profile



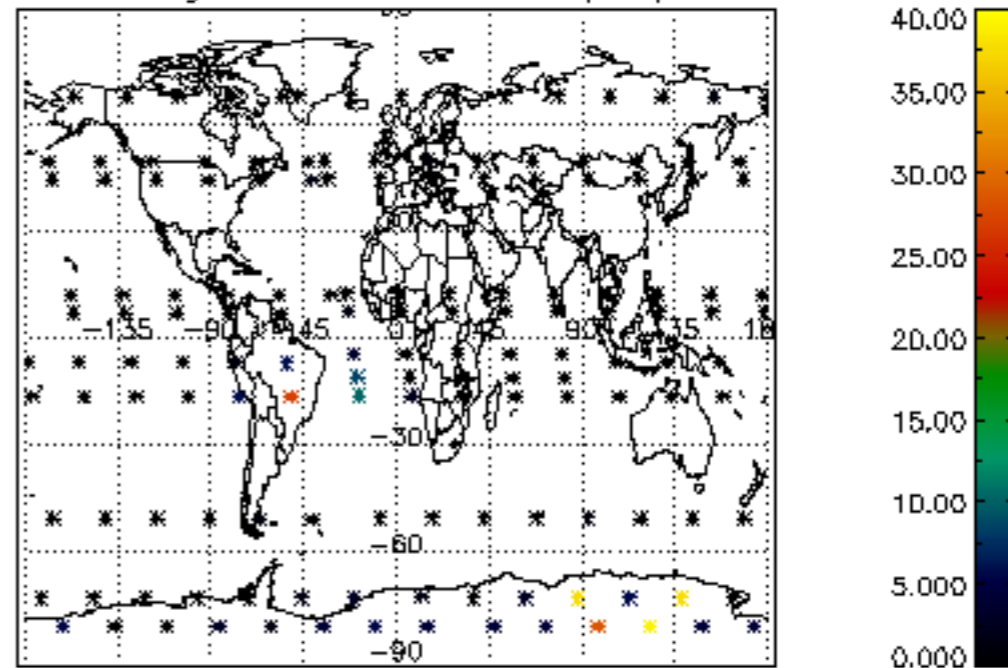
Percentage of datation errors per profile



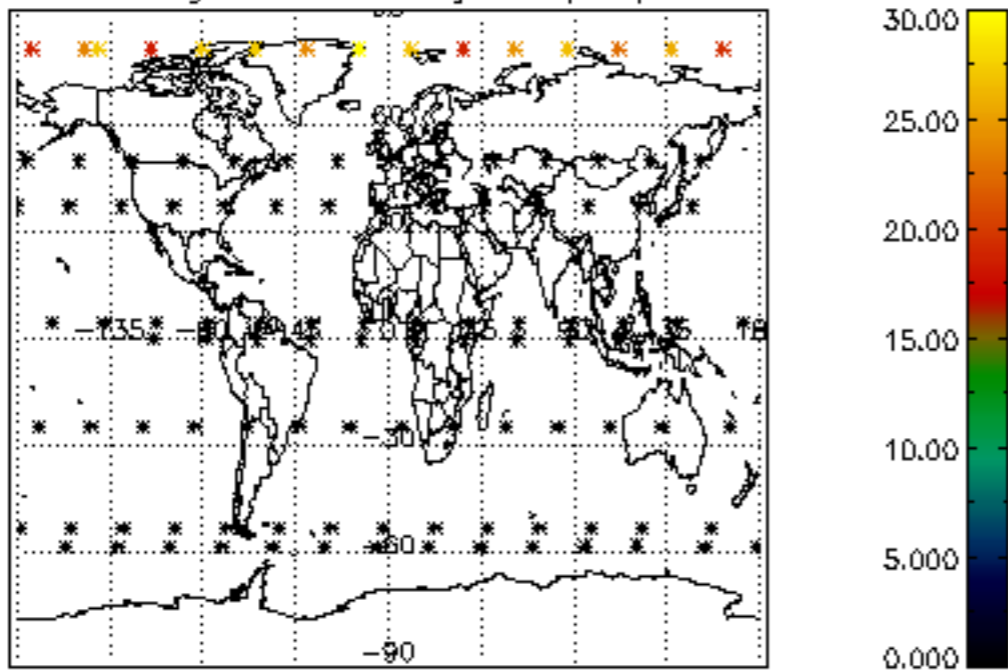
Percentage of star falling outside central band per profile



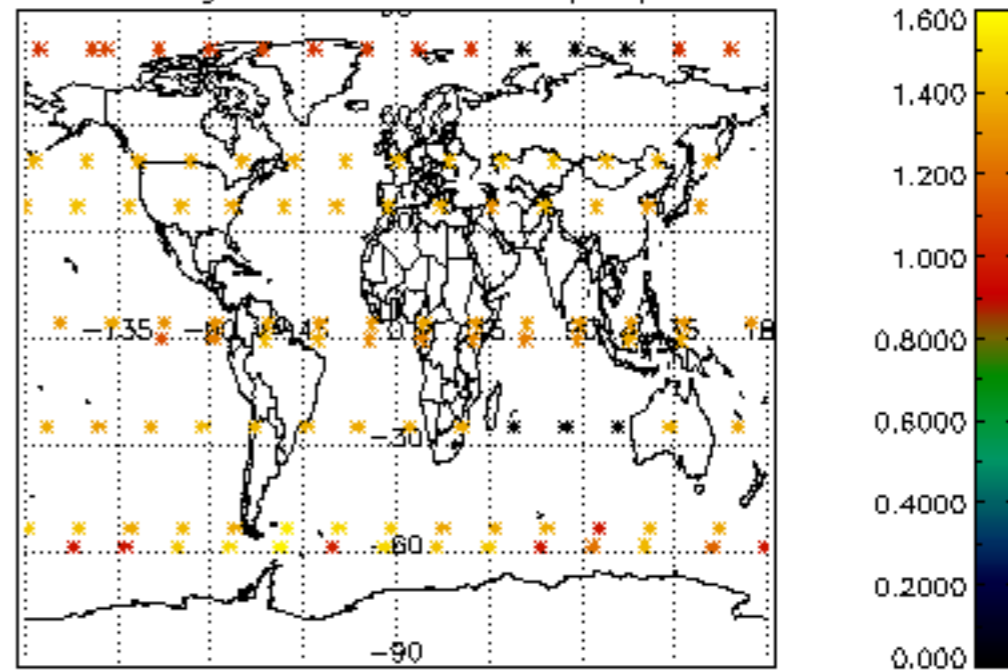
Percentage of saturation errors per profile



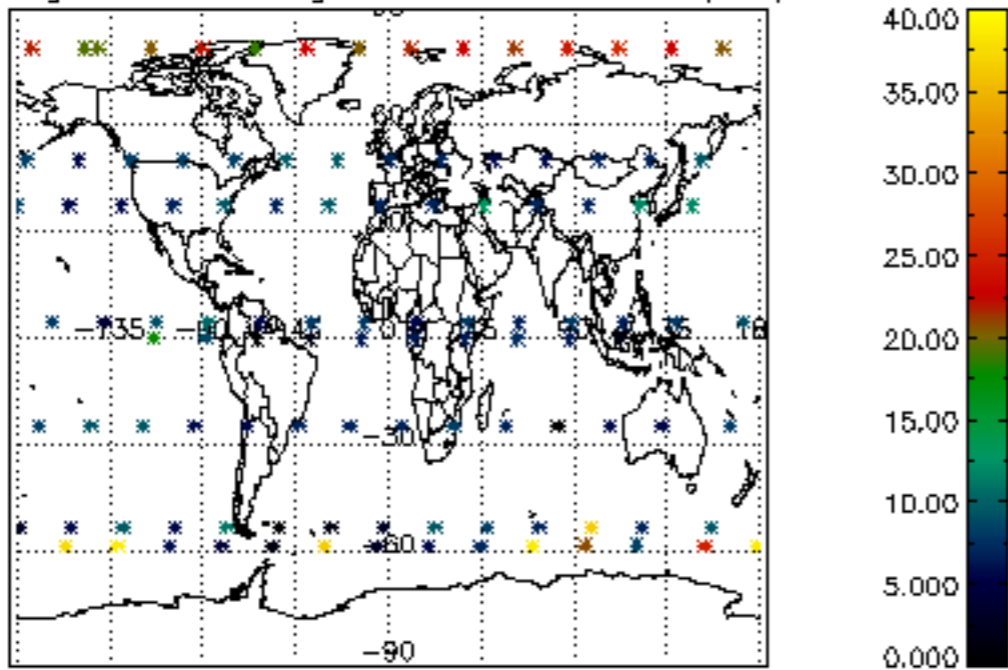
Percentage of cosmic ray hits per profile



Percentage of datation errors per profile



Percentage of star falling outside central band per profile



Percentage of saturation errors per profile

