

GOMOS Level 2 Daily Report

SUMMARY

[1. General Info](#)

[2. Summary of processed GOM_NL_2P products](#)

[3. Level 2 Quality information per product](#)

[3.1 Plot of level 2 quality information per product \(time dependant\)](#)

[3.2 Plot of level 2 quality information per product \(world map\)](#)

[4. Level 1 Quality information per product \(stored on level 2 products\)](#)

[4.1 Plot of level 1 quality information per product \(time dependant\)](#)

[4.1.1 Plot of level 1 quality information per product \(time dependant\): ASCENDING](#)

[4.1.2 Plot of level 1 quality information per product \(time dependant\): DESCENDING](#)

[4.2 Plot of level 1 quality information per product \(world map\)](#)

[4.2.1 Plot of level 1 quality information per product \(world map\): ASCENDING](#)

[4.2.2 Plot of level 1 quality information per product \(world map\): DESCENDING](#)

[5. Ozone profiles based on quality statistics and other trace gas profiles](#)

[5.1 Ozone statistics based on quality of products](#)

[5.2 Plot ozone profiles for all STD \(dark without errors\)](#)

[5.3 Plot ozone profiles where STD < 20% \(dark without errors\)](#)

[5.4. Plot ozone profiles where STD < 10% \(dark without errors\)](#)

[5.5. Plot ozone profiles where STD < 5% \(dark without errors\)](#)

[5.6 Plot NO2 profiles for all STD \(dark without errors\)](#)

[5.7 Plot NO3 profiles for all STD \(dark without errors\)](#)

[5.8 Plot H2O profiles \(only for occultations of stars 1,2,3,4,13,14,16,26,63 dark without errors\) for all STD](#)

[6. Auxiliary Data Files used for the production reported in section 2](#)

This report presents the daily analysis on parameters extracted from GOMOS level 2 data (GOM_NL__2P). It is intended to monitor some important parameters that will impact the quality of these products. A list of level 2 products (and content) that have arrived during the reporting day to the PCF is also given.

Item	Value
Time of report generation	23APR2013 06:27:39
Data source version	GOMOS/6.01
Start time of products	01-10-2007 (01OCT2007 00:00:00)
Stop time of products	02-10-2007 (02OCT2007 00:00:00)
Store outputs in DB	Yes
Nb of level 2 prods	223
Nb of prods with errors	0

2. Summary of processed GOM_NL__2P products.

Nr	Filename	UTC Start time	Limb	Duration	Star Id	Star Name	Star Mag	Star Temp	Nb Meas	Orbit	Prod. error
1	GOM_NL__2PRFIN20071001_000347_000000392062_00088_29200_9546.N1	01-OCT-2007 00:03:47	Dark	38.500	143	Alp Hyi	2.8570	7200.0	77	29200	No
2	GOM_NL__2PRFIN20071001_000515_000000482062_00088_29200_9547.N1	01-OCT-2007 00:05:15	Dark	47.500	9	Alp Eri	0.45300	24000.	95	29200	No
3	GOM_NL__2PRFIN20071001_001037_000000402062_00088_29200_9548.N1	01-OCT-2007 00:10:37	Straylight	39.500	84	Alp Phe	2.3970	4500.0	79	29200	No
4	GOM_NL__2PRFIN20071001_002745_000000362062_00088_29200_9549.N1	01-OCT-2007 00:27:45	Bright	36.000	90	54Alp Peg	2.4870	11000.	72	29200	No
5	GOM_NL__2PRFIN20071001_003124_000000392062_00088_29200_9550.N1	01-OCT-2007 00:31:24	Bright	38.500	93	53Bet Peg	2.5200	3100.0	77	29200	No
6	GOM_NL__2PRFIN20071001_004051_000000392062_00088_29200_9551.N1	01-OCT-2007 00:40:51	Bright	38.500	74	11Bet Cas	2.2680	6600.0	77	29200	No
7	GOM_NL__2PRFIN20071001_004846_000000362062_00088_29200_9552.N1	01-OCT-2007 00:48:46	Bright	36.000	49	1Alp UMi	1.9900	6300.0	72	29200	No
8	GOM_NL__2PRFIN20071001_005643_000000492062_00088_29200_9553.N1	01-OCT-2007 00:56:43	Bright	48.500	36	50Alp UMa	1.8000	6300.0	97	29200	No
9	GOM_NL__2PRFIN20071001_005813_000000392062_00088_29200_9554.N1	01-OCT-2007 00:58:13	Bright	39.000	82	48Bet UMa	2.3650	10600.	78	29200	No
10	GOM_NL__2PRFIN20071001_010804_000000362062_00088_29200_9555.N1	01-OCT-2007 01:08:04	Bright	35.500	166	17Eps Leo	2.9800	6000.0	71	29200	No
11	GOM_NL__2PRFIN20071001_011737_000000442062_00088_29200_9556.N1	01-OCT-2007 01:17:37	Twilight	44.000	48	30Alp Hya	1.9770	4100.0	88	29200	No
12	GOM_NL__2PRFIN20071001_012440_000000402062_00088_29200_9557.N1	01-OCT-2007 01:24:40	Dark	40.000	132	15Rho Pup	2.8030	6900.0	80	29200	No
13	GOM_NL__2PRFIN20071001_012717_000000432062_00088_29200_9558.N1	01-OCT-2007 01:27:17	Dark	43.000	65	Lam Vel	2.2040	4400.0	86	29200	No
14	GOM_NL__2PRFIN20071001_012952_000000392062_00088_29200_9559.N1	01-OCT-2007 01:29:52	Dark	39.000	34	Gam2Vel	1.7930	23000.	78	29200	No
15	GOM_NL__2PRFIN20071001_013336_000000422062_00089_29201_9554.N1	01-OCT-2007 01:33:36	Dark	42.000	161	Tau Pup	2.9310	4500.0	84	29201	No
16	GOM_NL__2PRFIN20071001_013500_000000592062_00089_29201_9555.N1	01-OCT-2007 01:35:00	Dark	59.000	2	Alp Car	-0.73600	7000.0	118	29201	No
17	GOM_NL__2PRFIN20071001_014423_000000392062_00089_29201_9556.N1	01-OCT-2007 01:44:23	Dark	38.500	143	Alp Hyi	2.8570	7200.0	77	29201	No
18	GOM_NL__2PRFIN20071001_014551_000000452062_00089_29201_9557.N1	01-OCT-2007 01:45:51	Dark	45.000	9	Alp Eri	0.45300	24000.	90	29201	No
19	GOM_NL__2PRFIN20071001_015113_000000412062_00089_29201_9558.N1	01-OCT-2007 01:51:13	Straylight	41.000	84	Alp Phe	2.3970	4500.0	82	29201	No
20	GOM_NL__2PRFIN20071001_020821_000000372062_00089_29201_9559.N1	01-OCT-2007 02:08:21	Bright	36.500	90	54Alp Peg	2.4870	11000.	73	29201	No
21	GOM_NL__2PRFIN20071001_021200_000000362062_00089_29201_9560.N1	01-OCT-2007 02:12:00	Bright	36.000	93	53Bet Peg	2.5200	3100.0	72	29201	No
22	GOM_NL__2PRFIN20071001_022127_000000362062_00089_29201_9561.N1	01-OCT-2007 02:21:27	Bright	36.000	74	11Bet Cas	2.2680	6600.0	72	29201	No
23	GOM_NL__2PRFIN20071001_022922_000000362062_00089_29201_9562.N1	01-OCT-2007 02:29:22	Bright	36.000	49	1Alp UMi	1.9900	6300.0	72	29201	No
24	GOM_NL__2PRFIN20071001_023719_000000362062_00089_29201_9563.N1	01-OCT-2007 02:37:19	Bright	36.000	36	50Alp UMa	1.8000	6300.0	72	29201	No
25	GOM_NL__2PRFIN20071001_023849_000000332062_00089_29201_9564.N1	01-OCT-2007 02:38:49	Bright	32.500	82	48Bet UMa	2.3650	10600.	65	29201	No
26	GOM_NL__2PRFIN20071001_024840_000000422062_00089_29201_9565.N1	01-OCT-2007 02:48:40	Bright	42.000	166	17Eps Leo	2.9800	6000.0	84	29201	No
27	GOM_NL__2PRFIN20071001_025813_000000452062_00089_29201_9566.N1	01-OCT-2007 02:58:13	Twilight	45.000	48	30Alp Hya	1.9770	4100.0	90	29201	No
28	GOM_NL__2PRFIN20071001_030754_000000432062_00089_29201_9567.N1	01-OCT-2007 03:07:54	Dark	42.500	65	Lam Vel	2.2040	4400.0	85	29201	No
29	GOM_NL__2PRFIN20071001_031028_000000402062_00089_29201_9568.N1	01-OCT-2007 03:10:28	Dark	39.500	34	Gam2Vel	1.7930	23000.	79	29201	No
30	GOM_NL__2PRFIN20071001_031413_000000432062_00090_29202_9569.N1	01-OCT-2007 03:14:13	Dark	42.500	161	Tau Pup	2.9310	4500.0	85	29202	No
31	GOM_NL__2PRFIN20071001_031537_000000462062_00090_29202_9570.N1	01-OCT-2007 03:15:37	Dark	46.000	2	Alp Car	-0.73600	7000.0	92	29202	No
32	GOM_NL__2PRFIN20071001_032500_000000402062_00090_29202_9571.N1	01-OCT-2007 03:25:00	Dark	39.500	143	Alp Hyi	2.8570	7200.0	79	29202	No
33	GOM_NL__2PRFIN20071001_032628_000000442062_00090_29202_9572.N1	01-OCT-2007 03:26:28	Dark	44.000	9	Alp Eri	0.45300	24000.	88	29202	No
34	GOM_NL__2PRFIN20071001_033150_000000412062_00090_29202_9573.N1	01-OCT-2007 03:31:50	Straylight	40.500	84	Alp Phe	2.3970	4500.0	81	29202	No
35	GOM_NL__2PRFIN20071001_034857_000000372062_00090_29202_9574.N1	01-OCT-2007 03:48:57	Bright	36.500	90	54Alp Peg	2.4870	11000.	73	29202	No
36	GOM_NL__2PRFIN20071001_035236_000000362062_00090_29202_9575.N1	01-OCT-2007 03:52:36	Bright	36.000	93	53Bet Peg	2.5200	3100.0	72	29202	No
37	GOM_NL__2PRFIN20071001_040202_000000392062_00090_29202_9576.N1	01-OCT-2007 04:02:02	Bright	38.500	74	11Bet Cas	2.2680	6600.0	77	29202	No
38	GOM_NL__2PRFIN20071001_040958_000000362062_00090_29202_9577.N1	01-OCT-2007 04:09:58	Bright	36.000	49	1Alp UMi	1.9900	6300.0	72	29202	No
39	GOM_NL__2PRFIN20071001_041755_000000362062_00090_29202_9578.N1	01-OCT-2007 04:17:55	Bright	35.500	36	50Alp UMa	1.8000	6300.0	71	29202	No
40	GOM_NL__2PRFIN20071001_041925_000000352062_00090_29202_9579.N1	01-OCT-2007 04:19:25	Bright	35.000	82	48Bet UMa	2.3650	10600.	70	29202	No
41	GOM_NL__2PRFIN20071001_042917_000000352062_00090_29202_9580.N1	01-OCT-2007 04:29:17	Bright	34.500	166	17Eps Leo	2.9800	6000.0	69	29202	No
42	GOM_NL__2PRFIN20071001_043849_000000442062_00090_29202_9581.N1	01-OCT-2007 04:38:49	Twilight	43.500	48	30Alp Hya	1.9770	4100.0	87	29202	No

43	GOM_NL__2PRFIN20071001_044553_000000322062_00090_29202_9582.N1	01-OCT-2007 04:45:53	Dark	32.000	132	15Rho Pup	2.8030	6900.0	64	29202	No
44	GOM_NL__2PRFIN20071001_044830_000000442062_00090_29202_9583.N1	01-OCT-2007 04:48:30	Dark	43.500	65	Lam Vel	2.2040	4400.0	87	29202	No
45	GOM_NL__2PRFIN20071001_045105_000000412062_00090_29202_9584.N1	01-OCT-2007 04:51:05	Dark	41.000	34	Gam2Vel	1.7930	23000.	82	29202	No
46	GOM_NL__2PRFIN20071001_045449_000000462062_00091_29203_9578.N1	01-OCT-2007 04:54:49	Dark	45.500	161	Tau Pup	2.9310	4500.0	91	29203	No
47	GOM_NL__2PRFIN20071001_045614_000000492062_00091_29203_9579.N1	01-OCT-2007 04:56:14	Dark	49.000	2	Alp Car	-0.73600	7000.0	98	29203	No
48	GOM_NL__2PRFIN20071001_050536_000000392062_00091_29203_9580.N1	01-OCT-2007 05:05:36	Dark	38.500	143	Alp Hyi	2.8570	7200.0	77	29203	No
49	GOM_NL__2PRFIN20071001_050704_000000442062_00091_29203_9581.N1	01-OCT-2007 05:07:04	Dark	44.000	9	Alp Eri	0.45300	24000.	88	29203	No
50	GOM_NL__2PRFIN20071001_051226_000000392062_00091_29203_9582.N1	01-OCT-2007 05:12:26	Straylight	38.500	84	Alp Phe	2.3970	4500.0	77	29203	No
51	GOM_NL__2PRFIN20071001_052933_000000372062_00091_29203_9583.N1	01-OCT-2007 05:29:33	Bright	37.000	90	54Alp Peg	2.4870	11000.	74	29203	No
52	GOM_NL__2PRFIN20071001_053312_000000372062_00091_29203_9584.N1	01-OCT-2007 05:33:12	Bright	36.500	93	53Bet Peg	2.5200	3100.0	73	29203	No
53	GOM_NL__2PRFIN20071001_054238_000000402062_00091_29203_9585.N1	01-OCT-2007 05:42:38	Bright	39.500	74	11Bet Cas	2.2680	6600.0	79	29203	No
54	GOM_NL__2PRFIN20071001_055034_000000372062_00091_29203_9586.N1	01-OCT-2007 05:50:34	Bright	36.500	49	1Alp UMi	1.9900	6300.0	73	29203	No
55	GOM_NL__2PRFIN20071001_055831_000000372062_00091_29203_9587.N1	01-OCT-2007 05:58:31	Bright	36.500	36	50Alp UMa	1.8000	6300.0	73	29203	No
56	GOM_NL__2PRFIN20071001_060001_000000522062_00091_29203_9588.N1	01-OCT-2007 06:00:01	Bright	52.000	82	48Bet UMa	2.3650	10600.	104	29203	No
57	GOM_NL__2PRFIN20071001_060953_000000352062_00091_29203_9589.N1	01-OCT-2007 06:09:53	Bright	34.500	166	17Eps Leo	2.9800	6000.0	69	29203	No
58	GOM_NL__2PRFIN20071001_061926_000000452062_00091_29203_9590.N1	01-OCT-2007 06:19:26	Twilight	45.000	48	30Alp Hya	1.9770	4100.0	90	29203	No
59	GOM_NL__2PRFIN20071001_062630_000000322062_00091_29203_9591.N1	01-OCT-2007 06:26:30	Dark	32.000	132	15Rho Pup	2.8030	6900.0	64	29203	No
60	GOM_NL__2PRFIN20071001_062906_000000452062_00091_29203_9592.N1	01-OCT-2007 06:29:06	Dark	44.500	65	Lam Vel	2.2040	4400.0	89	29203	No
61	GOM_NL__2PRFIN20071001_063141_000000412062_00091_29203_9593.N1	01-OCT-2007 06:31:41	Dark	40.500	34	Gam2Vel	1.7930	23000.	81	29203	No
62	GOM_NL__2PRFIN20071001_063526_000000432062_00092_29204_9587.N1	01-OCT-2007 06:35:26	Dark	42.500	161	Tau Pup	2.9310	4500.0	85	29204	No
63	GOM_NL__2PRFIN20071001_063650_000000442062_00092_29204_9588.N1	01-OCT-2007 06:36:50	Dark	43.500	2	Alp Car	-0.73600	7000.0	87	29204	No
64	GOM_NL__2PRFIN20071001_064613_000000392062_00092_29204_9589.N1	01-OCT-2007 06:46:13	Dark	39.000	143	Alp Hyi	2.8570	7200.0	78	29204	No
65	GOM_NL__2PRFIN20071001_064740_000000482062_00092_29204_9590.N1	01-OCT-2007 06:47:40	Dark	48.000	9	Alp Eri	0.45300	24000.	96	29204	No
66	GOM_NL__2PRFIN20071001_065302_000000392062_00092_29204_9591.N1	01-OCT-2007 06:53:02	Straylight	39.000	84	Alp Phe	2.3970	4500.0	78	29204	No
67	GOM_NL__2PRFIN20071001_071009_000000362062_00092_29204_9592.N1	01-OCT-2007 07:10:09	Bright	35.500	90	54Alp Peg	2.4870	11000.	71	29204	No
68	GOM_NL__2PRFIN20071001_071348_000000362062_00092_29204_9593.N1	01-OCT-2007 07:13:48	Bright	35.500	93	53Bet Peg	2.5200	3100.0	71	29204	No
69	GOM_NL__2PRFIN20071001_072314_000000392062_00092_29204_9594.N1	01-OCT-2007 07:23:14	Bright	38.500	74	11Bet Cas	2.2680	6600.0	77	29204	No
70	GOM_NL__2PRFIN20071001_073110_000000332062_00092_29204_9595.N1	01-OCT-2007 07:31:10	Bright	32.500	49	1Alp UMi	1.9900	6300.0	65	29204	No
71	GOM_NL__2PRFIN20071001_073907_000000342062_00092_29204_9596.N1	01-OCT-2007 07:39:07	Bright	33.500	36	50Alp UMa	1.8000	6300.0	67	29204	No
72	GOM_NL__2PRFIN20071001_074037_000000342062_00092_29204_9597.N1	01-OCT-2007 07:40:37	Bright	34.000	82	48Bet UMa	2.3650	10600.	68	29204	No
73	GOM_NL__2PRFIN20071001_075029_000000352062_00092_29204_9598.N1	01-OCT-2007 07:50:29	Bright	34.500	166	17Eps Leo	2.9800	6000.0	69	29204	No
74	GOM_NL__2PRFIN20071001_080002_000000462062_00092_29204_9599.N1	01-OCT-2007 08:00:02	Twilight	45.500	48	30Alp Hya	1.9770	4100.0	91	29204	No
75	GOM_NL__2PRFIN20071001_080943_000000432062_00092_29204_9600.N1	01-OCT-2007 08:09:43	Dark	42.500	65	Lam Vel	2.2040	4400.0	85	29204	No
76	GOM_NL__2PRFIN20071001_081218_000000432062_00092_29204_9601.N1	01-OCT-2007 08:12:18	Dark	42.500	34	Gam2Vel	1.7930	23000.	85	29204	No
77	GOM_NL__2PRFIN20071001_081603_000000432062_00093_29205_9595.N1	01-OCT-2007 08:16:03	Dark	43.000	161	Tau Pup	2.9310	4500.0	86	29205	No
78	GOM_NL__2PRFIN20071001_081727_000000592062_00093_29205_9596.N1	01-OCT-2007 08:17:27	Dark	58.500	2	Alp Car	-0.73600	7000.0	117	29205	No
79	GOM_NL__2PRFIN20071001_082649_000000382062_00093_29205_9597.N1	01-OCT-2007 08:26:49	Dark	38.000	143	Alp Hyi	2.8570	7200.0	76	29205	No
80	GOM_NL__2PRFIN20071001_082816_000000452062_00093_29205_9598.N1	01-OCT-2007 08:28:16	Dark	44.500	9	Alp Eri	0.45300	24000.	89	29205	No
81	GOM_NL__2PRFIN20071001_083339_000000462062_00093_29205_9599.N1	01-OCT-2007 08:33:39	Straylight	46.000	84	Alp Phe	2.3970	4500.0	92	29205	No
82	GOM_NL__2PRFIN20071001_085045_000000352062_00093_29205_9600.N1	01-OCT-2007 08:50:45	Bright	35.000	90	54Alp Peg	2.4870	11000.	70	29205	No
83	GOM_NL__2PRFIN20071001_085424_000000352062_00093_29205_9601.N1	01-OCT-2007 08:54:24	Bright	35.000	93	53Bet Peg	2.5200	3100.0	70	29205	No
84	GOM_NL__2PRFIN20071001_090350_000000392062_00093_29205_9602.N1	01-OCT-2007 09:03:50	Bright	38.500	74	11Bet Cas	2.2680	6600.0	77	29205	No
85	GOM_NL__2PRFIN20071001_091146_000000342062_00093_29205_9603.N1	01-OCT-2007 09:11:46	Bright	33.500	49	1Alp UMi	1.9900	6300.0	67	29205	No
86	GOM_NL__2PRFIN20071001_091943_000000362062_00093_29205_9604.N1	01-OCT-2007 09:19:43	Bright	36.000	36	50Alp UMa	1.8000	6300.0	72	29205	No
87	GOM_NL__2PRFIN20071001_092113_000000522062_00093_29205_9605.N1	01-OCT-2007 09:21:13	Bright	52.000	82	48Bet UMa	2.3650	10600.	104	29205	No
88	GOM_NL__2PRFIN20071001_093105_000000342062_00093_29205_9606.N1	01-OCT-2007 09:31:05	Bright	33.500	166	17Eps Leo	2.9800	6000.0	67	29205	No
89	GOM_NL__2PRFIN20071001_094038_000000502062_00093_29205_9607.N1	01-OCT-2007 09:40:38	Twilight	49.500	48	30Alp Hya	1.9770	4100.0	99	29205	No
90	GOM_NL__2PRFIN20071001_095019_000000432062_00093_29205_9608.N1	01-OCT-2007 09:50:19	Dark	42.500	65	Lam Vel	2.2040	4400.0	85	29205	No
91	GOM_NL__2PRFIN20071001_095254_000000402062_00093_29205_9609.N1	01-OCT-2007 09:52:54	Dark	40.000	34	Gam2Vel	1.7930	23000.	80	29205	No
92	GOM_NL__2PRFIN20071001_095639_000000422062_00094_29206_9657.N1	01-OCT-2007 09:56:39	Dark	42.000	161	Tau Pup	2.9310	4500.0	84	29206	No
93	GOM_NL__2PRFIN20071001_095804_000000552062_00094_29206_9658.N1	01-OCT-2007 09:58:04	Dark	55.000	2	Alp Car	-0.73600	7000.0	110	29206	No
94	GOM_NL__2PRFIN20071001_100725_000000392062_00094_29206_9659.N1	01-OCT-2007 10:07:25	Dark	39.000	143	Alp Hyi	2.8570	7200.0	78	29206	No
95	GOM_NL__2PRFIN20071001_100853_000000432062_00094_29206_9660.N1	01-OCT-2007 10:08:53	Dark	43.000	9	Alp Eri	0.45300	24000.	86	29206	No
96	GOM_NL__2PRFIN20071001_101415_000000412062_00094_29206_9661.N1	01-OCT-2007 10:14:15	Straylight	40.500	84	Alp Phe	2.3970	4500.0	81	29206	No
97	GOM_NL__2PRFIN20071001_103121_000000362062_00094_29206_9662.N1	01-OCT-2007 10:31:21	Bright	36.000	90	54Alp Peg	2.4870	11000.	72	29206	No
98	GOM_NL__2PRFIN20071001_103500_000000382062_00094_29206_9663.N1	01-OCT-2007 10:35:00	Bright	38.000	93	53Bet Peg	2.5200	3100.0	76	29206	No
99	GOM_NL__2PRFIN20071001_104425_000000392062_00094_29206_9664.N1	01-OCT-2007 10:44:25	Bright	38.500	74	11Bet Cas	2.2680	6600.0	77	29206	No
100	GOM_NL__2PRFIN20071001_105222_000000372062_00094_29206_9665.N1	01-OCT-2007 10:52:22	Bright	36.500	49	1Alp UMi	1.9900	6300.0	73	29206	No
101	GOM_NL__2PRFIN20071001_110019_000000352062_00094_29206_9666.N1	01-OCT-2007 11:00:19	Bright	34.500	36	50Alp UMa	1.8000	6300.0	69	29206	No

102	GOM_NL__2PRFIN20071001_110149_000000342062_00094_29206_9667.N1	01-OCT-2007 11:01:49	Bright	33.500	82	48Bet UMa	2.3650	10600.	67	29206	No
103	GOM_NL__2PRFIN20071001_111141_000000342062_00094_29206_9668.N1	01-OCT-2007 11:11:41	Bright	33.500	166	17Eps Leo	2.9800	6000.0	67	29206	No
104	GOM_NL__2PRFIN20071001_112115_000000442062_00094_29206_9669.N1	01-OCT-2007 11:21:15	Twilight	43.500	48	30Alp Hya	1.9770	4100.0	87	29206	No
105	GOM_NL__2PRFIN20071001_113055_000000452062_00094_29206_9670.N1	01-OCT-2007 11:30:55	Dark	45.000	65	Lam Vel	2.2040	4400.0	90	29206	No
106	GOM_NL__2PRFIN20071001_113331_000000422062_00094_29206_9671.N1	01-OCT-2007 11:33:31	Dark	41.500	34	Gam2Vel	1.7930	23000.	83	29206	No
107	GOM_NL__2PRFIN20071001_113716_000000422062_00095_29207_9665.N1	01-OCT-2007 11:37:16	Dark	41.500	161	Tau Pup	2.9310	4500.0	83	29207	No
108	GOM_NL__2PRFIN20071001_113840_000000452062_00095_29207_9666.N1	01-OCT-2007 11:38:40	Dark	44.500	2	Alp Car	-0.73600	7000.0	89	29207	No
109	GOM_NL__2PRFIN20071001_114801_000000392062_00095_29207_9667.N1	01-OCT-2007 11:48:01	Dark	39.000	143	Alp Hyi	2.8570	7200.0	78	29207	No
110	GOM_NL__2PRFIN20071001_114929_000000432062_00095_29207_9668.N1	01-OCT-2007 11:49:29	Dark	43.000	9	Alp Eri	0.45300	24000.	86	29207	No
111	GOM_NL__2PRFIN20071001_115451_000000432062_00095_29207_9669.N1	01-OCT-2007 11:54:51	Straylight	42.500	84	Alp Phe	2.3970	4500.0	85	29207	No
112	GOM_NL__2PRFIN20071001_121157_000000372062_00095_29207_9670.N1	01-OCT-2007 12:11:57	Bright	36.500	90	54Alp Peg	2.4870	11000.	73	29207	No
113	GOM_NL__2PRFIN20071001_121536_000000382062_00095_29207_9671.N1	01-OCT-2007 12:15:36	Bright	37.500	93	53Bet Peg	2.5200	3100.0	75	29207	No
114	GOM_NL__2PRFIN20071001_122501_000000392062_00095_29207_9672.N1	01-OCT-2007 12:25:01	Bright	38.500	74	11Bet Cas	2.2680	6600.0	77	29207	No
115	GOM_NL__2PRFIN20071001_123258_000000362062_00095_29207_9673.N1	01-OCT-2007 12:32:58	Bright	36.000	49	1Alp UMi	1.9900	6300.0	72	29207	No
116	GOM_NL__2PRFIN20071001_124055_000000352062_00095_29207_9674.N1	01-OCT-2007 12:40:55	Bright	34.500	36	50Alp UMa	1.8000	6300.0	69	29207	No
117	GOM_NL__2PRFIN20071001_124225_000000372062_00095_29207_9675.N1	01-OCT-2007 12:42:25	Bright	36.500	82	48Bet UMa	2.3650	10600.	73	29207	No
118	GOM_NL__2PRFIN20071001_125217_000000362062_00095_29207_9676.N1	01-OCT-2007 12:52:17	Bright	35.500	166	17Eps Leo	2.9800	6000.0	71	29207	No
119	GOM_NL__2PRFIN20071001_130151_000000452062_00095_29207_9677.N1	01-OCT-2007 13:01:51	Twilight	45.000	48	30Alp Hya	1.9770	4100.0	90	29207	No
120	GOM_NL__2PRFIN20071001_131132_000000442062_00095_29207_9678.N1	01-OCT-2007 13:11:32	Dark	44.000	65	Lam Vel	2.2040	4400.0	88	29207	No
121	GOM_NL__2PRFIN20071001_131407_000000412062_00095_29207_9679.N1	01-OCT-2007 13:14:07	Dark	40.500	34	Gam2Vel	1.7930	23000.	81	29207	No
122	GOM_NL__2PRFIN20071001_131753_000000432062_00096_29208_9691.N1	01-OCT-2007 13:17:53	Dark	43.000	161	Tau Pup	2.9310	4500.0	86	29208	No
123	GOM_NL__2PRFIN20071001_131917_000000462062_00096_29208_9692.N1	01-OCT-2007 13:19:17	Dark	45.500	2	Alp Car	-0.73600	7000.0	91	29208	No
124	GOM_NL__2PRFIN20071001_132838_000000382062_00096_29208_9693.N1	01-OCT-2007 13:28:38	Dark	38.000	143	Alp Hyi	2.8570	7200.0	76	29208	No
125	GOM_NL__2PRFIN20071001_133005_000000502062_00096_29208_9694.N1	01-OCT-2007 13:30:05	Dark	50.000	9	Alp Eri	0.45300	24000.	100	29208	No
126	GOM_NL__2PRFIN20071001_133527_000000462062_00096_29208_9695.N1	01-OCT-2007 13:35:27	Straylight	45.500	84	Alp Phe	2.3970	4500.0	91	29208	No
127	GOM_NL__2PRFIN20071001_135233_000000362062_00096_29208_9696.N1	01-OCT-2007 13:52:33	Bright	36.000	90	54Alp Peg	2.4870	11000.	72	29208	No
128	GOM_NL__2PRFIN20071001_135612_000000392062_00096_29208_9697.N1	01-OCT-2007 13:56:12	Bright	38.500	93	53Bet Peg	2.5200	3100.0	77	29208	No
129	GOM_NL__2PRFIN20071001_140536_000000382062_00096_29208_9698.N1	01-OCT-2007 14:05:36	Bright	37.500	74	11Bet Cas	2.2680	6600.0	75	29208	No
130	GOM_NL__2PRFIN20071001_141334_000000332062_00096_29208_9699.N1	01-OCT-2007 14:13:34	Bright	33.000	49	1Alp UMi	1.9900	6300.0	66	29208	No
131	GOM_NL__2PRFIN20071001_142131_000000352062_00096_29208_9700.N1	01-OCT-2007 14:21:31	Bright	34.500	36	50Alp UMa	1.8000	6300.0	69	29208	No
132	GOM_NL__2PRFIN20071001_142301_000000332062_00096_29208_9701.N1	01-OCT-2007 14:23:01	Bright	32.500	82	48Bet UMa	2.3650	10600.	65	29208	No
133	GOM_NL__2PRFIN20071001_143253_000000352062_00096_29208_9702.N1	01-OCT-2007 14:32:53	Bright	34.500	166	17Eps Leo	2.9800	6000.0	69	29208	No
134	GOM_NL__2PRFIN20071001_144227_000000502062_00096_29208_9703.N1	01-OCT-2007 14:42:27	Twilight	49.500	48	30Alp Hya	1.9770	4100.0	99	29208	No
135	GOM_NL__2PRFIN20071001_145208_000000472062_00096_29208_9704.N1	01-OCT-2007 14:52:08	Dark	46.500	65	Lam Vel	2.2040	4400.0	93	29208	No
136	GOM_NL__2PRFIN20071001_145444_000000392062_00096_29208_9705.N1	01-OCT-2007 14:54:44	Dark	39.000	34	Gam2Vel	1.7930	23000.	78	29208	No
137	GOM_NL__2PRFIN20071001_145829_000000432062_00097_29209_9721.N1	01-OCT-2007 14:58:29	Dark	43.000	161	Tau Pup	2.9310	4500.0	86	29209	No
138	GOM_NL__2PRFIN20071001_145954_000000532062_00097_29209_9722.N1	01-OCT-2007 14:59:54	Dark	52.500	2	Alp Car	-0.73600	7000.0	105	29209	No
139	GOM_NL__2PRFIN20071001_150914_000000382062_00097_29209_9723.N1	01-OCT-2007 15:09:14	Dark	37.500	143	Alp Hyi	2.8570	7200.0	75	29209	No
140	GOM_NL__2PRFIN20071001_151042_000000412062_00097_29209_9724.N1	01-OCT-2007 15:10:42	Dark	40.500	9	Alp Eri	0.45300	24000.	81	29209	No
141	GOM_NL__2PRFIN20071001_151603_000000452062_00097_29209_9725.N1	01-OCT-2007 15:16:03	Straylight	45.000	84	Alp Phe	2.3970	4500.0	90	29209	No
142	GOM_NL__2PRFIN20071001_153309_000000372062_00097_29209_9726.N1	01-OCT-2007 15:33:09	Bright	36.500	90	54Alp Peg	2.4870	11000.	73	29209	No
143	GOM_NL__2PRFIN20071001_153648_000000372062_00097_29209_9727.N1	01-OCT-2007 15:36:48	Bright	37.000	93	53Bet Peg	2.5200	3100.0	74	29209	No
144	GOM_NL__2PRFIN20071001_154612_000000392062_00097_29209_9728.N1	01-OCT-2007 15:46:12	Bright	38.500	74	11Bet Cas	2.2680	6600.0	77	29209	No
145	GOM_NL__2PRFIN20071001_155410_000000362062_00097_29209_9729.N1	01-OCT-2007 15:54:10	Bright	36.000	49	1Alp UMi	1.9900	6300.0	72	29209	No
146	GOM_NL__2PRFIN20071001_160207_000000362062_00097_29209_9730.N1	01-OCT-2007 16:02:07	Bright	35.500	36	50Alp UMa	1.8000	6300.0	71	29209	No
147	GOM_NL__2PRFIN20071001_160337_000000332062_00097_29209_9731.N1	01-OCT-2007 16:03:37	Bright	33.000	82	48Bet UMa	2.3650	10600.	66	29209	No
148	GOM_NL__2PRFIN20071001_161329_000000542062_00097_29209_9732.N1	01-OCT-2007 16:13:29	Bright	54.000	166	17Eps Leo	2.9800	6000.0	108	29209	No
149	GOM_NL__2PRFIN20071001_162304_000000462062_00097_29209_9733.N1	01-OCT-2007 16:23:04	Twilight	46.000	48	30Alp Hya	1.9770	4100.0	92	29209	No
150	GOM_NL__2PRFIN20071001_163244_000000422062_00097_29209_9734.N1	01-OCT-2007 16:32:44	Dark	42.000	65	Lam Vel	2.2040	4400.0	84	29209	No
151	GOM_NL__2PRFIN20071001_163520_000000442062_00097_29209_9735.N1	01-OCT-2007 16:35:20	Dark	44.000	34	Gam2Vel	1.7930	23000.	88	29209	No
152	GOM_NL__2PRFIN20071001_163906_000000462062_00098_29210_9731.N1	01-OCT-2007 16:39:06	Dark	46.000	161	Tau Pup	2.9310	4500.0	92	29210	No
153	GOM_NL__2PRFIN20071001_164030_000000472062_00098_29210_9732.N1	01-OCT-2007 16:40:30	Dark	46.500	2	Alp Car	-0.73600	7000.0	93	29210	No
154	GOM_NL__2PRFIN20071001_164950_000000392062_00098_29210_9733.N1	01-OCT-2007 16:49:50	Dark	38.500	143	Alp Hyi	2.8570	7200.0	77	29210	No
155	GOM_NL__2PRFIN20071001_165118_000000502062_00098_29210_9734.N1	01-OCT-2007 16:51:18	Dark	49.500	9	Alp Eri	0.45300	24000.	99	29210	No
156	GOM_NL__2PRFIN20071001_165640_000000412062_00098_29210_9735.N1	01-OCT-2007 16:56:40	Straylight	41.000	84	Alp Phe	2.3970	4500.0	82	29210	No
157	GOM_NL__2PRFIN20071001_170335_000000252062_00098_29210_9736.N1	01-OCT-2007 17:03:35	Straylight	25.000	52	16Bet Cet	2.0370	4500.0	50	29210	No
158	GOM_NL__2PRFIN20071001_171345_000000362062_00098_29210_9737.N1	01-OCT-2007 17:13:45	Bright	36.000	90	54Alp Peg	2.4870	11000.	72	29210	No
159	GOM_NL__2PRFIN20071001_171723_000000382062_00098_29210_9738.N1	01-OCT-2007 17:17:23	Bright	37.500	93	53Bet Peg	2.5200	3100.0	75	29210	No
160	GOM_NL__2PRFIN20071001_172648_000000372062_00098_29210_9739.N1	01-OCT-2007 17:26:48	Bright	36.500	74	11Bet Cas	2.2680	6600.0	73	29210	No

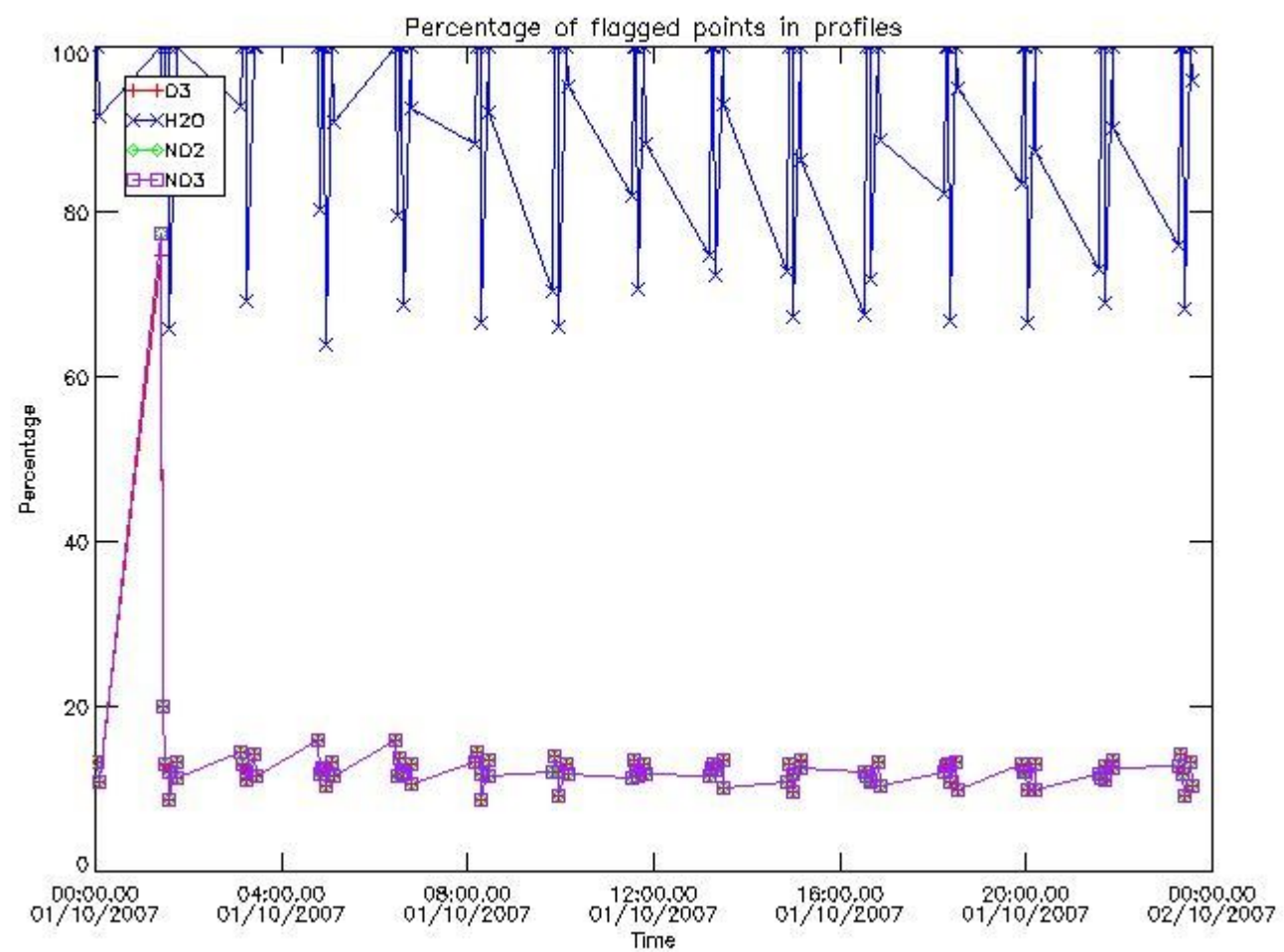
161	GOM_NL__2PRFIN20071001_173446_000000362062_00098_29210_9740.N1	01-OCT-2007 17:34:46	Bright	36.000	49	1Alp UMi	1.9900	6300.0	72	29210	No
162	GOM_NL__2PRFIN20071001_174243_000000352062_00098_29210_9741.N1	01-OCT-2007 17:42:43	Bright	34.500	36	50Alp UMa	1.8000	6300.0	69	29210	No
163	GOM_NL__2PRFIN20071001_174413_000000332062_00098_29210_9742.N1	01-OCT-2007 17:44:13	Bright	33.000	82	48Bet UMa	2.3650	10600.	66	29210	No
164	GOM_NL__2PRFIN20071001_175406_000000412062_00098_29210_9743.N1	01-OCT-2007 17:54:06	Bright	41.000	166	17Eps Leo	2.9800	6000.0	82	29210	No
165	GOM_NL__2PRFIN20071001_180340_000000452062_00098_29210_9744.N1	01-OCT-2007 18:03:40	Twilight	44.500	48	30Alp Hya	1.9770	4100.0	89	29210	No
166	GOM_NL__2PRFIN20071001_181321_000000432062_00098_29210_9745.N1	01-OCT-2007 18:13:21	Dark	42.500	65	Lam Vel	2.2040	4400.0	85	29210	No
167	GOM_NL__2PRFIN20071001_181557_000000402062_00098_29210_9746.N1	01-OCT-2007 18:15:57	Dark	40.000	34	Gam2Vel	1.7930	23000.	80	29210	No
168	GOM_NL__2PRFIN20071001_181943_000000432062_00099_29211_9744.N1	01-OCT-2007 18:19:43	Dark	43.000	161	Tau Pup	2.9310	4500.0	86	29211	No
169	GOM_NL__2PRFIN20071001_182107_000000472062_00099_29211_9745.N1	01-OCT-2007 18:21:07	Dark	47.000	2	Alp Car	-0.73600	7000.0	94	29211	No
170	GOM_NL__2PRFIN20071001_183027_000000392062_00099_29211_9746.N1	01-OCT-2007 18:30:27	Dark	38.500	143	Alp Hyi	2.8570	7200.0	77	29211	No
171	GOM_NL__2PRFIN20071001_183155_000000512062_00099_29211_9747.N1	01-OCT-2007 18:31:55	Dark	50.500	9	Alp Eri	0.45300	24000.	101	29211	No
172	GOM_NL__2PRFIN20071001_183716_000000442062_00099_29211_9748.N1	01-OCT-2007 18:37:16	Straylight	43.500	84	Alp Phe	2.3970	4500.0	87	29211	No
173	GOM_NL__2PRFIN20071001_184411_000000252062_00099_29211_9749.N1	01-OCT-2007 18:44:11	Straylight	25.000	52	16Bet Cet	2.0370	4500.0	50	29211	No
174	GOM_NL__2PRFIN20071001_185421_000000372062_00099_29211_9750.N1	01-OCT-2007 18:54:21	Bright	36.500	90	54Alp Peg	2.4870	11000.	73	29211	No
175	GOM_NL__2PRFIN20071001_185800_000000362062_00099_29211_9751.N1	01-OCT-2007 18:58:00	Bright	36.000	93	53Bet Peg	2.5200	3100.0	72	29211	No
176	GOM_NL__2PRFIN20071001_190724_000000382062_00099_29211_9752.N1	01-OCT-2007 19:07:24	Bright	38.000	74	11Bet Cas	2.2680	6600.0	76	29211	No
177	GOM_NL__2PRFIN20071001_191522_000000362062_00099_29211_9753.N1	01-OCT-2007 19:15:22	Bright	36.000	49	1Alp UMi	1.9900	6300.0	72	29211	No
178	GOM_NL__2PRFIN20071001_192319_000000342062_00099_29211_9754.N1	01-OCT-2007 19:23:19	Bright	34.000	36	50Alp UMa	1.8000	6300.0	68	29211	No
179	GOM_NL__2PRFIN20071001_192449_000000352062_00099_29211_9755.N1	01-OCT-2007 19:24:49	Bright	34.500	82	48Bet UMa	2.3650	10600.	69	29211	No
180	GOM_NL__2PRFIN20071001_193442_000000362062_00099_29211_9756.N1	01-OCT-2007 19:34:42	Bright	36.000	166	17Eps Leo	2.9800	6000.0	72	29211	No
181	GOM_NL__2PRFIN20071001_194417_000000462062_00099_29211_9757.N1	01-OCT-2007 19:44:17	Twilight	46.000	48	30Alp Hya	1.9770	4100.0	92	29211	No
182	GOM_NL__2PRFIN20071001_195357_000000402062_00099_29211_9758.N1	01-OCT-2007 19:53:57	Dark	39.500	65	Lam Vel	2.2040	4400.0	79	29211	No
183	GOM_NL__2PRFIN20071001_195633_000000432062_00099_29211_9759.N1	01-OCT-2007 19:56:33	Dark	42.500	34	Gam2Vel	1.7930	23000.	85	29211	No
184	GOM_NL__2PRFIN20071001_200020_000000422062_00100_29212_9763.N1	01-OCT-2007 20:00:20	Dark	42.000	161	Tau Pup	2.9310	4500.0	84	29212	No
185	GOM_NL__2PRFIN20071001_200144_000000572062_00100_29212_9764.N1	01-OCT-2007 20:01:44	Dark	57.000	2	Alp Car	-0.73600	7000.0	114	29212	No
186	GOM_NL__2PRFIN20071001_201103_000000402062_00100_29212_9765.N1	01-OCT-2007 20:11:03	Dark	39.500	143	Alp Hyi	2.8570	7200.0	79	29212	No
187	GOM_NL__2PRFIN20071001_201231_000000512062_00100_29212_9766.N1	01-OCT-2007 20:12:31	Dark	51.000	9	Alp Eri	0.45300	24000.	102	29212	No
188	GOM_NL__2PRFIN20071001_201752_000000442062_00100_29212_9767.N1	01-OCT-2007 20:17:52	Straylight	44.000	84	Alp Phe	2.3970	4500.0	88	29212	No
189	GOM_NL__2PRFIN20071001_202447_000000332062_00100_29212_9768.N1	01-OCT-2007 20:24:47	Straylight	33.000	52	16Bet Cet	2.0370	4500.0	66	29212	No
190	GOM_NL__2PRFIN20071001_203457_000000372062_00100_29212_9769.N1	01-OCT-2007 20:34:57	Bright	36.500	90	54Alp Peg	2.4870	11000.	73	29212	No
191	GOM_NL__2PRFIN20071001_203835_000000362062_00100_29212_9770.N1	01-OCT-2007 20:38:35	Bright	36.000	93	53Bet Peg	2.5200	3100.0	72	29212	No
192	GOM_NL__2PRFIN20071001_204759_000000382062_00100_29212_9771.N1	01-OCT-2007 20:47:59	Bright	38.000	74	11Bet Cas	2.2680	6600.0	76	29212	No
193	GOM_NL__2PRFIN20071001_205558_000000372062_00100_29212_9772.N1	01-OCT-2007 20:55:58	Bright	37.000	49	1Alp UMi	1.9900	6300.0	74	29212	No
194	GOM_NL__2PRFIN20071001_210355_000000372062_00100_29212_9773.N1	01-OCT-2007 21:03:55	Bright	36.500	36	50Alp UMa	1.8000	6300.0	73	29212	No
195	GOM_NL__2PRFIN20071001_210526_000000432062_00100_29212_9774.N1	01-OCT-2007 21:05:26	Bright	43.000	82	48Bet UMa	2.3650	10600.	86	29212	No
196	GOM_NL__2PRFIN20071001_211518_000000542062_00100_29212_9775.N1	01-OCT-2007 21:15:18	Bright	54.000	166	17Eps Leo	2.9800	6000.0	108	29212	No
197	GOM_NL__2PRFIN20071001_212453_000000472062_00100_29212_9776.N1	01-OCT-2007 21:24:53	Twilight	46.500	48	30Alp Hya	1.9770	4100.0	93	29212	No
198	GOM_NL__2PRFIN20071001_213433_000000432062_00100_29212_9777.N1	01-OCT-2007 21:34:33	Dark	43.000	65	Lam Vel	2.2040	4400.0	86	29212	No
199	GOM_NL__2PRFIN20071001_213710_000000452062_00100_29212_9778.N1	01-OCT-2007 21:37:10	Dark	45.000	34	Gam2Vel	1.7930	23000.	90	29212	No
200	GOM_NL__2PRFIN20071001_214056_000000442062_00101_29213_9774.N1	01-OCT-2007 21:40:56	Dark	43.500	161	Tau Pup	2.9310	4500.0	87	29213	No
201	GOM_NL__2PRFIN20071001_214220_000000462062_00101_29213_9775.N1	01-OCT-2007 21:42:20	Dark	45.500	2	Alp Car	-0.73600	7000.0	91	29213	No
202	GOM_NL__2PRFIN20071001_215139_000000382062_00101_29213_9776.N1	01-OCT-2007 21:51:39	Dark	37.500	143	Alp Hyi	2.8570	7200.0	75	29213	No
203	GOM_NL__2PRFIN20071001_215307_000000412062_00101_29213_9777.N1	01-OCT-2007 21:53:07	Dark	40.500	9	Alp Eri	0.45300	24000.	81	29213	No
204	GOM_NL__2PRFIN20071001_215828_000000412062_00101_29213_9778.N1	01-OCT-2007 21:58:28	Straylight	40.500	84	Alp Phe	2.3970	4500.0	81	29213	No
205	GOM_NL__2PRFIN20071001_220523_000000332062_00101_29213_9779.N1	01-OCT-2007 22:05:23	Straylight	33.000	52	16Bet Cet	2.0370	4500.0	66	29213	No
206	GOM_NL__2PRFIN20071001_221533_000000372062_00101_29213_9780.N1	01-OCT-2007 22:15:33	Bright	36.500	90	54Alp Peg	2.4870	11000.	73	29213	No
207	GOM_NL__2PRFIN20071001_221911_000000382062_00101_29213_9781.N1	01-OCT-2007 22:19:11	Bright	38.000	93	53Bet Peg	2.5200	3100.0	76	29213	No
208	GOM_NL__2PRFIN20071001_222835_000000392062_00101_29213_9782.N1	01-OCT-2007 22:28:35	Bright	38.500	74	11Bet Cas	2.2680	6600.0	77	29213	No
209	GOM_NL__2PRFIN20071001_223633_000000362062_00101_29213_9783.N1	01-OCT-2007 22:36:33	Bright	36.000	49	1Alp UMi	1.9900	6300.0	72	29213	No
210	GOM_NL__2PRFIN20071001_224431_000000522062_00101_29213_9784.N1	01-OCT-2007 22:44:31	Bright	52.000	36	50Alp UMa	1.8000	6300.0	104	29213	No
211	GOM_NL__2PRFIN20071001_224602_000000352062_00101_29213_9785.N1	01-OCT-2007 22:46:02	Bright	34.500	82	48Bet UMa	2.3650	10600.	69	29213	No
212	GOM_NL__2PRFIN20071001_225554_000000352062_00101_29213_9786.N1	01-OCT-2007 22:55:54	Bright	34.500	166	17Eps Leo	2.9800	6000.0	69	29213	No
213	GOM_NL__2PRFIN20071001_230529_000000502062_00101_29213_9787.N1	01-OCT-2007 23:05:29	Twilight	49.500	48	30Alp Hya	1.9770	4100.0	99	29213	No
214	GOM_NL__2PRFIN20071001_231510_000000402062_00101_29213_9788.N1	01-OCT-2007 23:15:10	Dark	40.000	65	Lam Vel	2.2040	4400.0	80	29213	No
215	GOM_NL__2PRFIN20071001_231746_000000402062_00101_29213_9789.N1	01-OCT-2007 23:17:46	Dark	39.500	34	Gam2Vel	1.7930	23000.	79	29213	No
216	GOM_NL__2PRFIN20071001_232133_000000432062_00102_29214_9792.N1	01-OCT-2007 23:21:33	Dark	43.000	161	Tau Pup	2.9310	4500.0	86	29214	No
217	GOM_NL__2PRFIN20071001_232257_000000562062_00102_29214_9793.N1	01-OCT-2007 23:22:57	Dark	55.500	2	Alp Car	-0.73600	7000.0	111	29214	No
218	GOM_NL__2PRFIN20071001_233216_000000392062_00102_29214_9794.N1	01-OCT-2007 23:32:16	Dark	38.500	143	Alp Hyi	2.8570	7200.0	77	29214	No
219	GOM_NL__2PRFIN20071001_233343_000000502062_00102_29214_9795.N1	01-OCT-2007 23:33:43	Dark	49.500	9	Alp Eri	0.45300	24000.	99	29214	No

220	GOM_NL__2PRFIN20071001_233904_000000412062_00102_29214_9796.N1	01-OCT-2007 23:39:04	Straylight	40.500	84	Alp Phe	2.3970	4500.0	81	29214	No
221	GOM_NL__2PRFIN20071001_234559_000000402062_00102_29214_9797.N1	01-OCT-2007 23:45:59	Straylight	40.000	52	16Bet Cet	2.0370	4500.0	80	29214	No
222	GOM_NL__2PRFIN20071001_235609_000000372062_00102_29214_9798.N1	01-OCT-2007 23:56:09	Bright	36.500	90	54Alp Peg	2.4870	11000.	73	29214	No
223	GOM_NL__2PRFIN20071001_235947_000000392062_00102_29214_9799.N1	01-OCT-2007 23:59:47	Bright	38.500	93	53Bet Peg	2.5200	3100.0	77	29214	No

3. Quality information per product

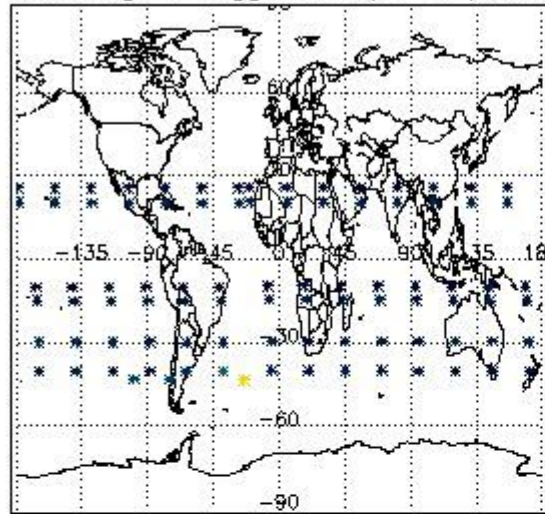
In this section it is plotted some information contained in the Quality Summary data set of the level 2 products. Only products in dark limb conditions and without errors (error flag in the MPH set to "0") are used.

3.1 Plot quality information per product (time dependant)

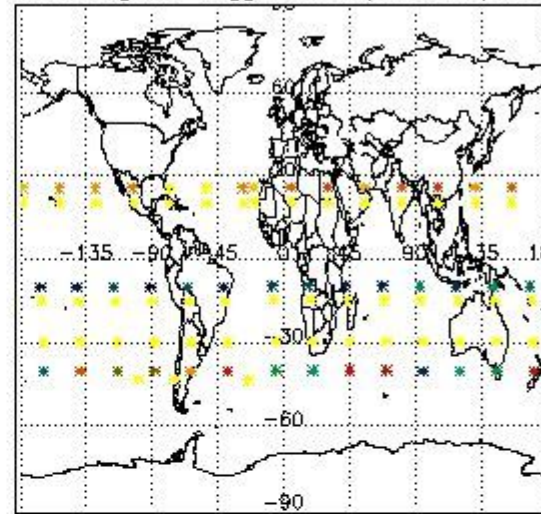


3.2 Plot quality information per product (world map)

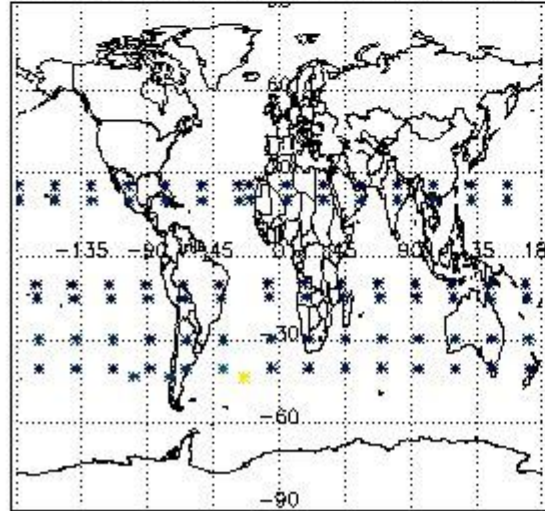
Percentage of flagged data per O3 profile



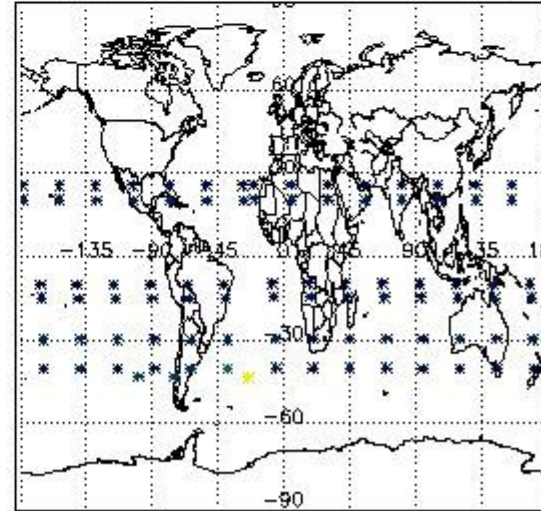
Percentage of flagged data per H2O profile



Percentage of flagged data per NO2 profile



Percentage of flagged data per NO3 profile

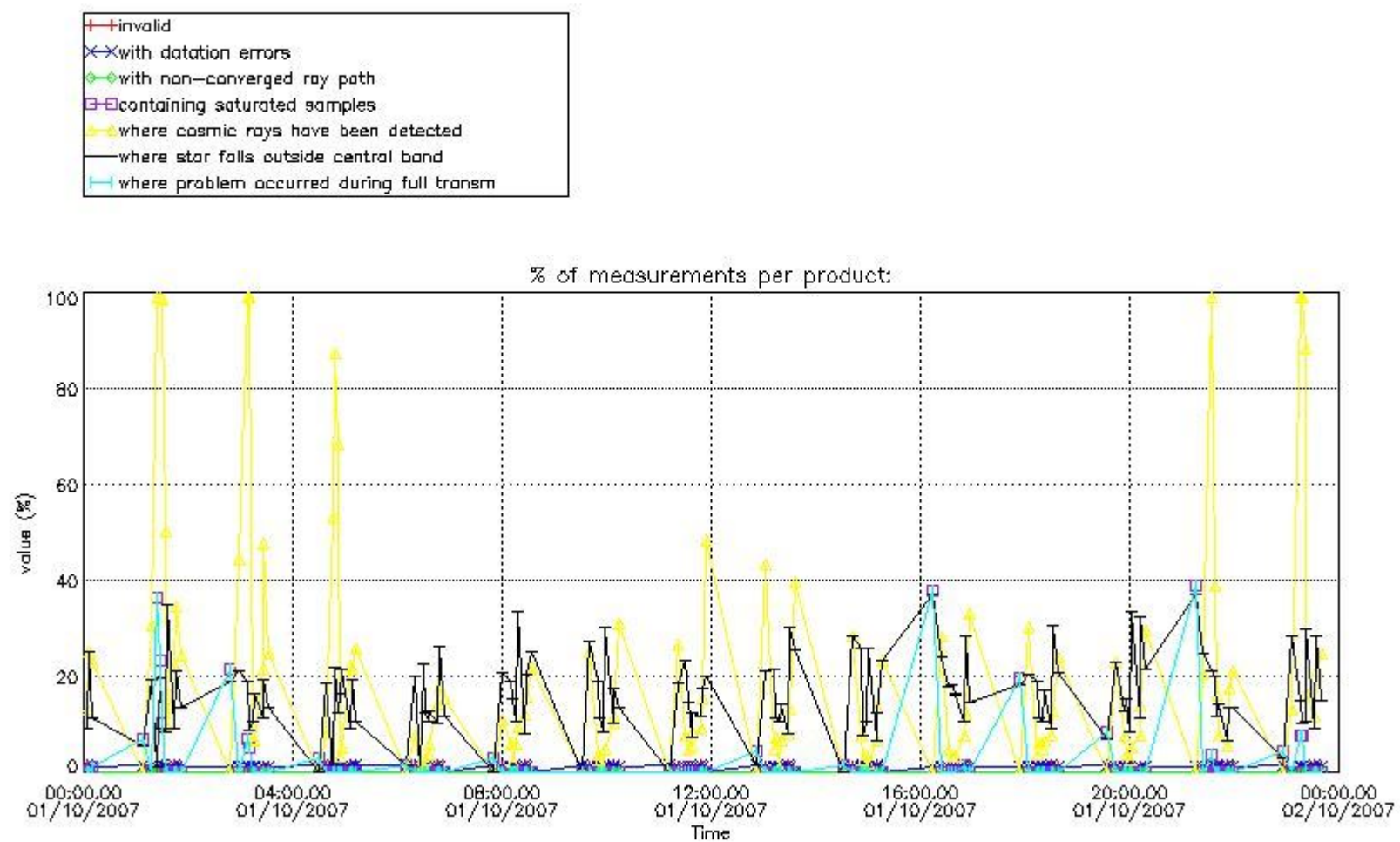


4. Level 1 quality information per product

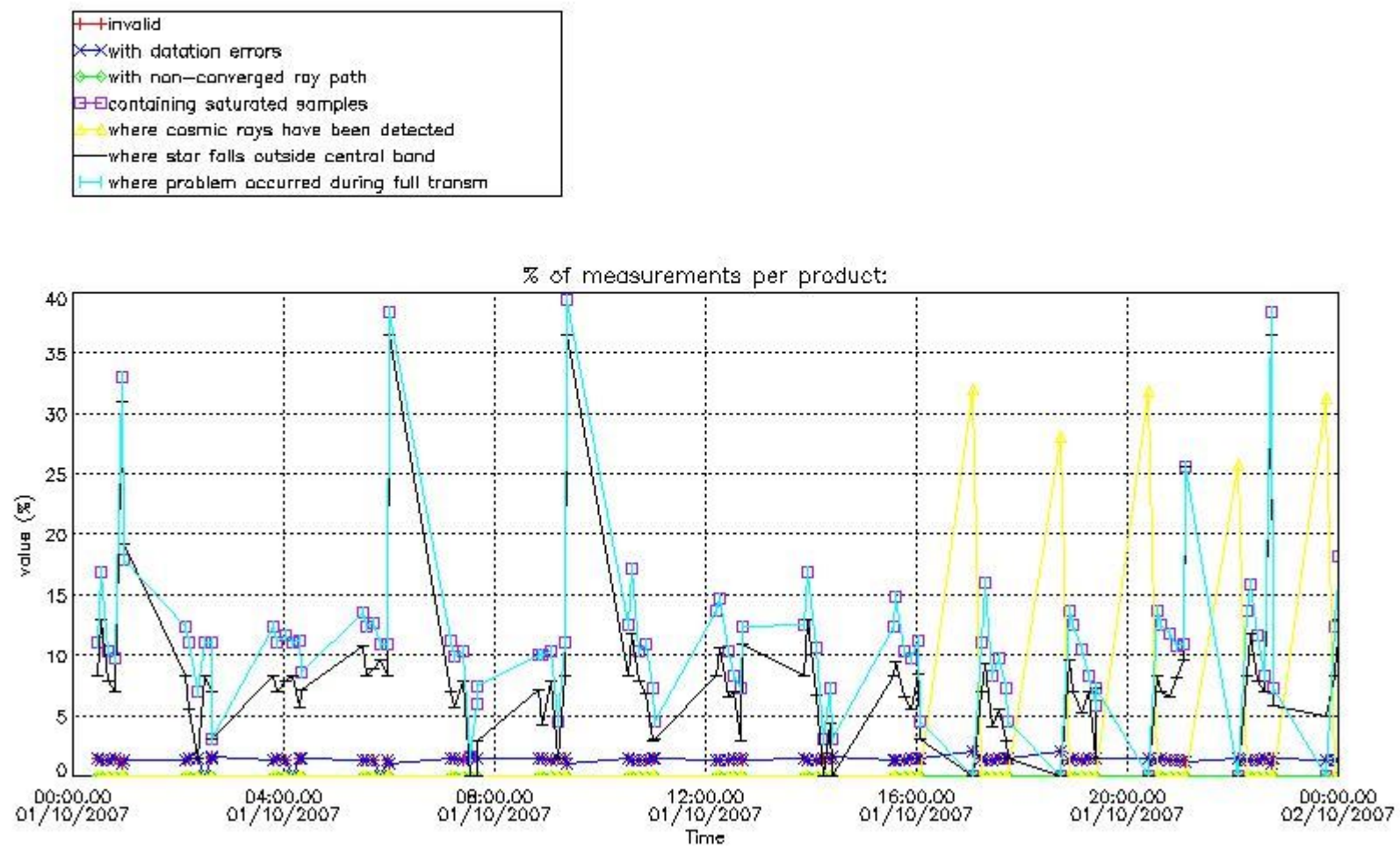
In this section it is plotted some information contained in the Quality Summary data set of the level 2 products that comes from the level 1b processing. Products without errors (error flag in the MPH set to "0") are used.

4.1 Plot quality information per product (time dependant) coming from level 1b processing

4.1.1 Plot level 1 quality information per product (time dependant): ENVISAT ASCENDING passes



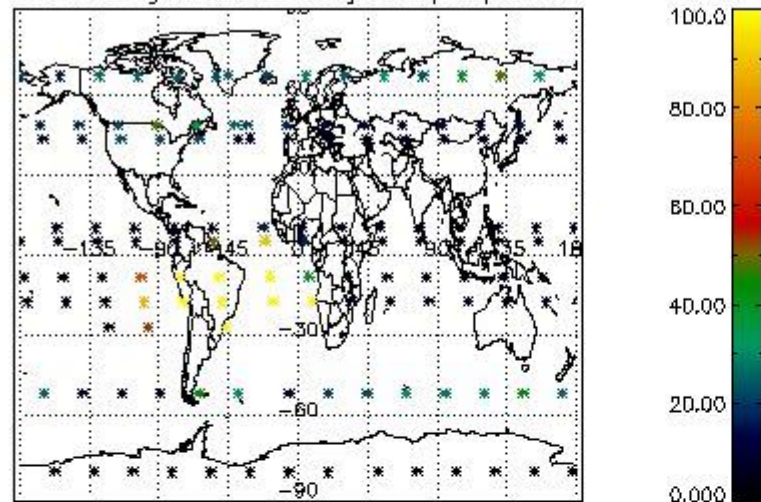
4.1.2 Plot level 1 quality information per product (time dependant): ENVI SAT DESCENDING passes



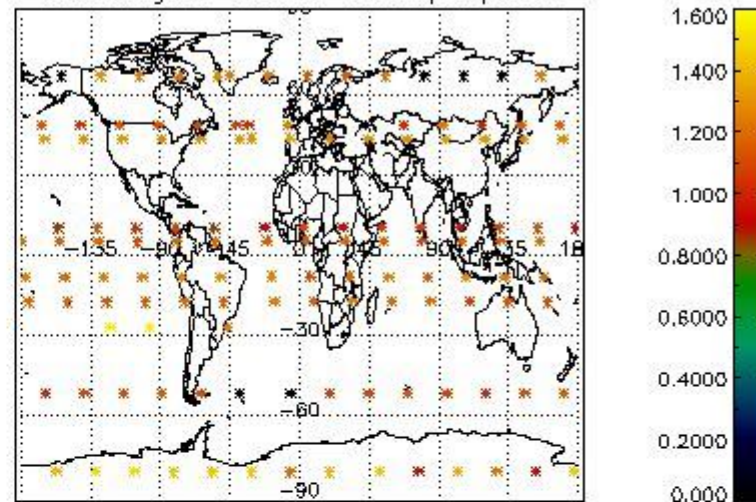
4.2 Plot quality information per product coming from level 1b processing (world map)

4.2.1 Plot level 1 quality information per product (world map): ENVISAT ASCENDING passes

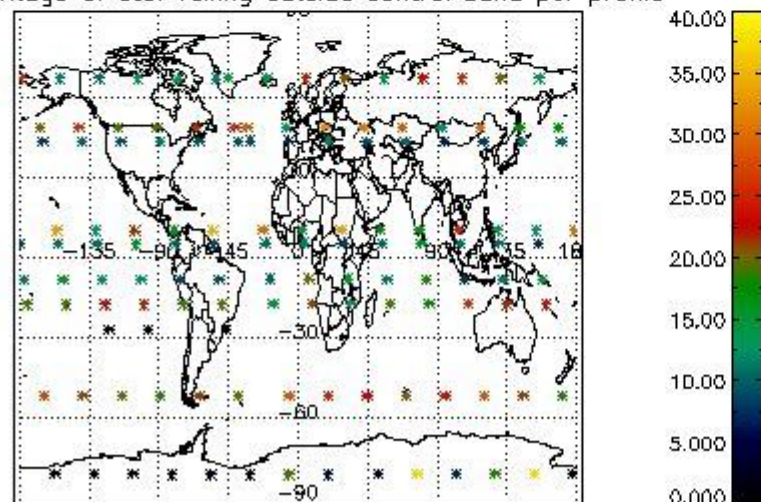
Percentage of cosmic ray hits per profile



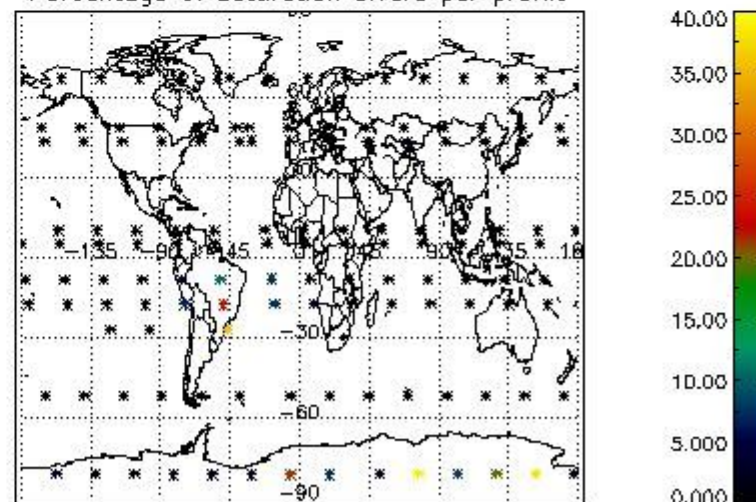
Percentage of datation errors per profile



Percentage of star falling outside central band per profile

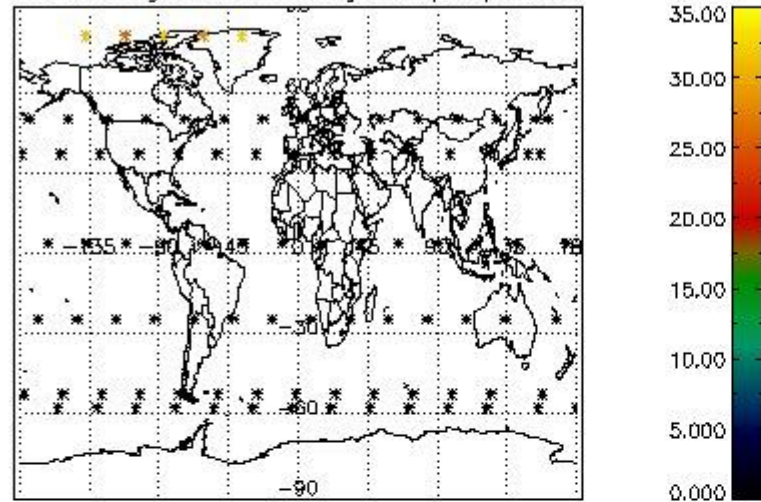


Percentage of saturation errors per profile

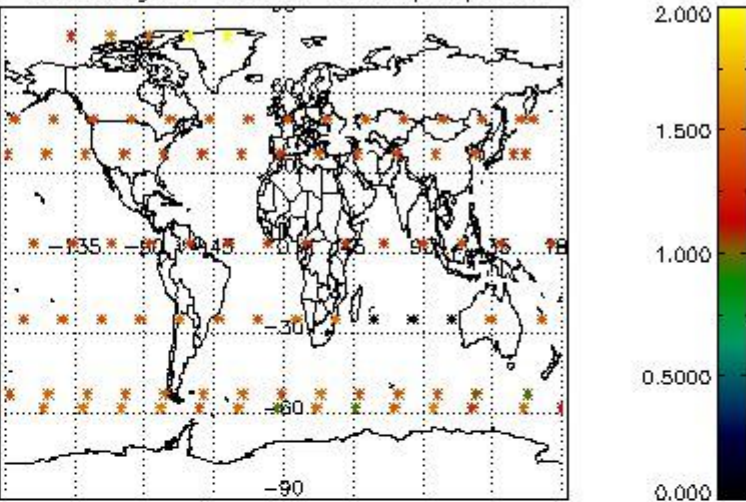


4.2.2 Plot level 1 quality information per product (world map): ENVISAT DESCENDING passes

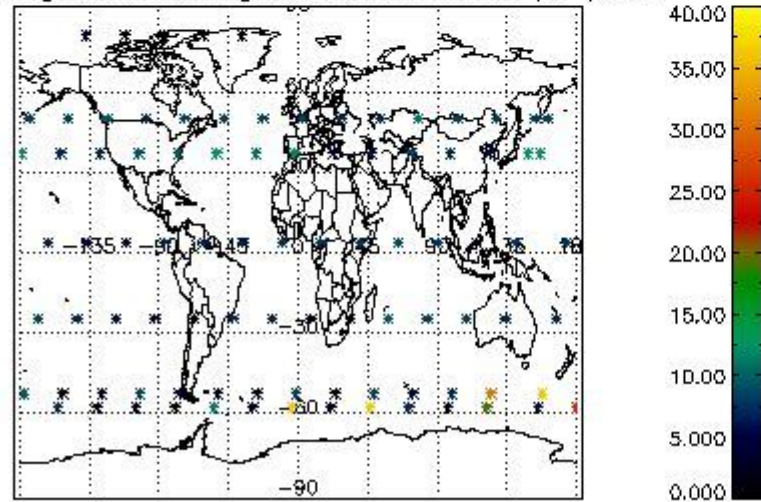
Percentage of cosmic ray hits per profile



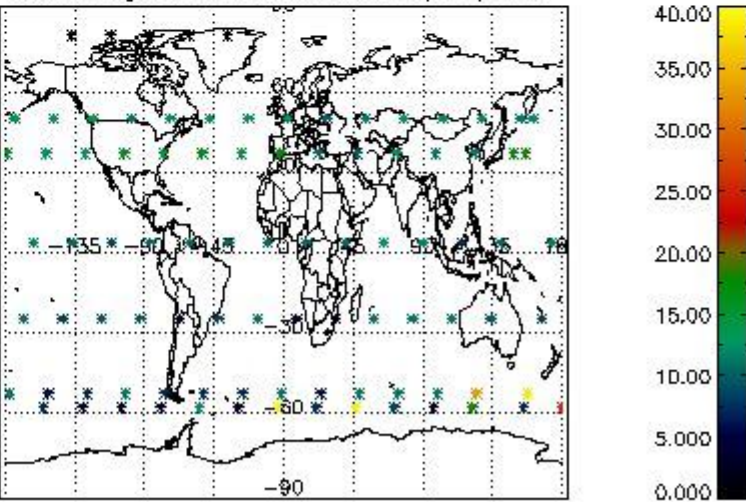
Percentage of datation errors per profile



Percentage of star falling outside central band per profile



Percentage of saturation errors per profile



5. Trace gas profiles

5.1 Ozone statistics based on quality of products

The final quality of the products can be "measured" using the STD (Standard Deviation) attached to every point profile. This information is written to the parameter GOM_NL__2P/NL_LOCAL_SPECIES_DENSITY/o3_std of the level 2 products. The table below shows the statistics for given STD ranges.

The statistics are given with respect to the overall valid production:

- Products without fatal errors: GOM_NL__2P/MPH/PRODUCT_ERR=0
- Valid point profile: GOM_NL__2P/NL_LOCAL_SPECIES_DENSITY/pcd(0)=0

The 'Criteria' is applied to valid points of dark limb products:

- Products in dark limb illumination condition: GOM_NL__2P/NL_SUMMARY_QUALITY/obs_ill_cond=0
- Products without fatal errors: GOM_NL__2P/MPH/PRODUCT_ERR=0
- Valid point profile: GOM_NL__2P/NL_LOCAL_SPECIES_DENSITY/pcd(0)=0

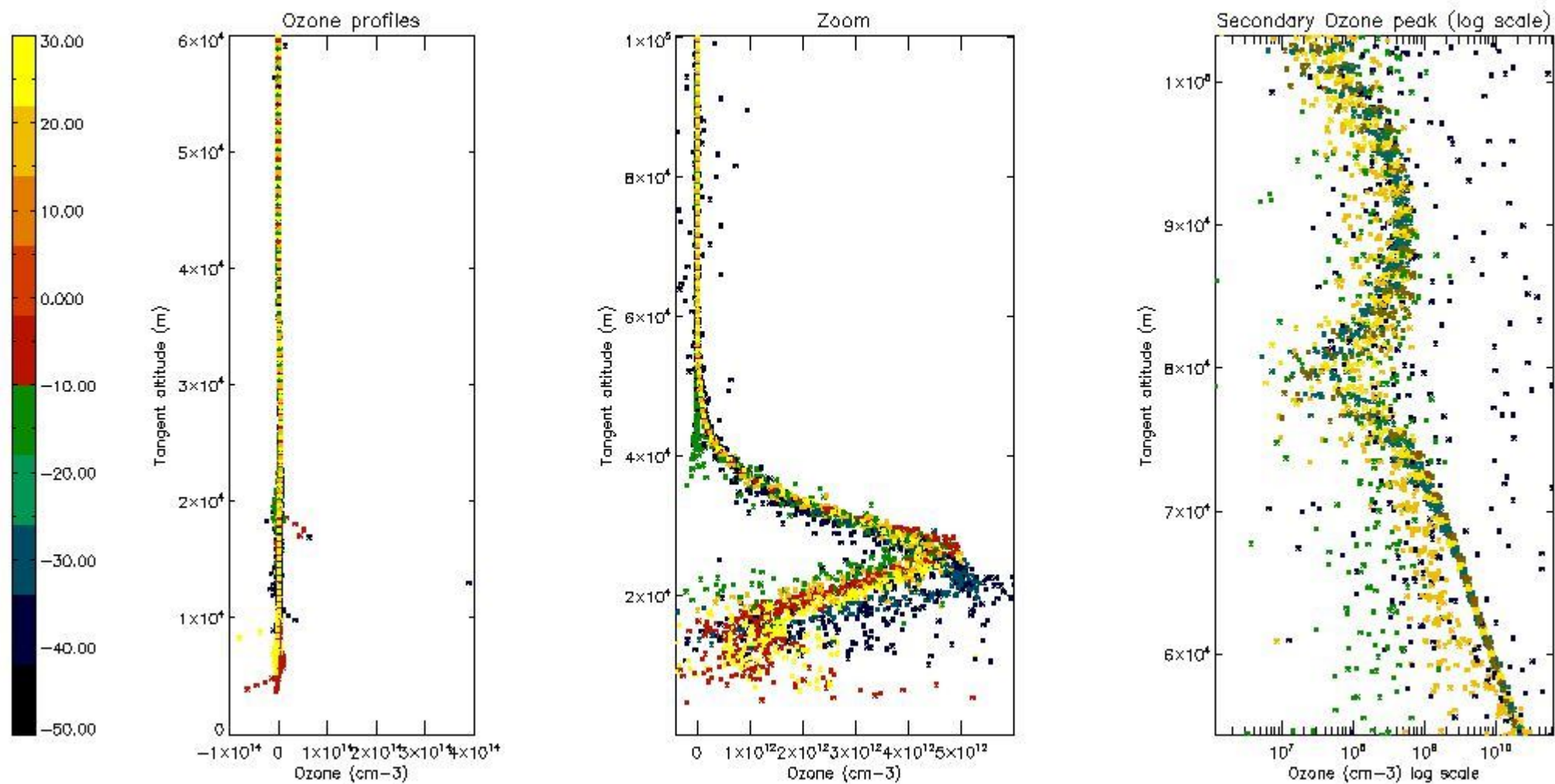
So, the table below shows the percentage of dark limb and valid observations for each criteria with respect to the overall valid daily observations.

Criteria	% of total production
All STD	44
STD < 20	23

STD < 10	17
STD < 5	12

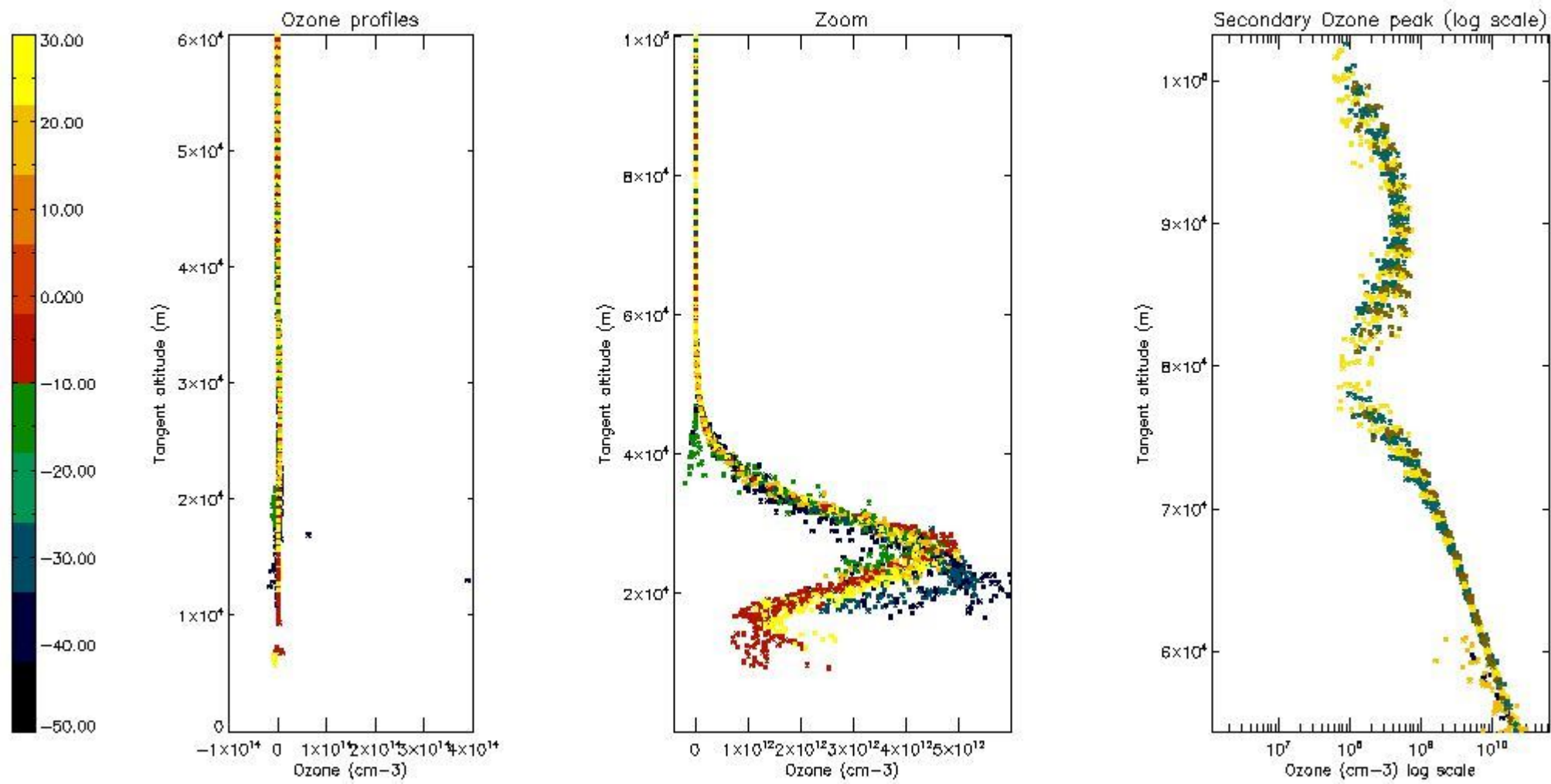
5.2 Plot ozone profiles for all STD (dark without errors)

The colorbar represents the latitude.



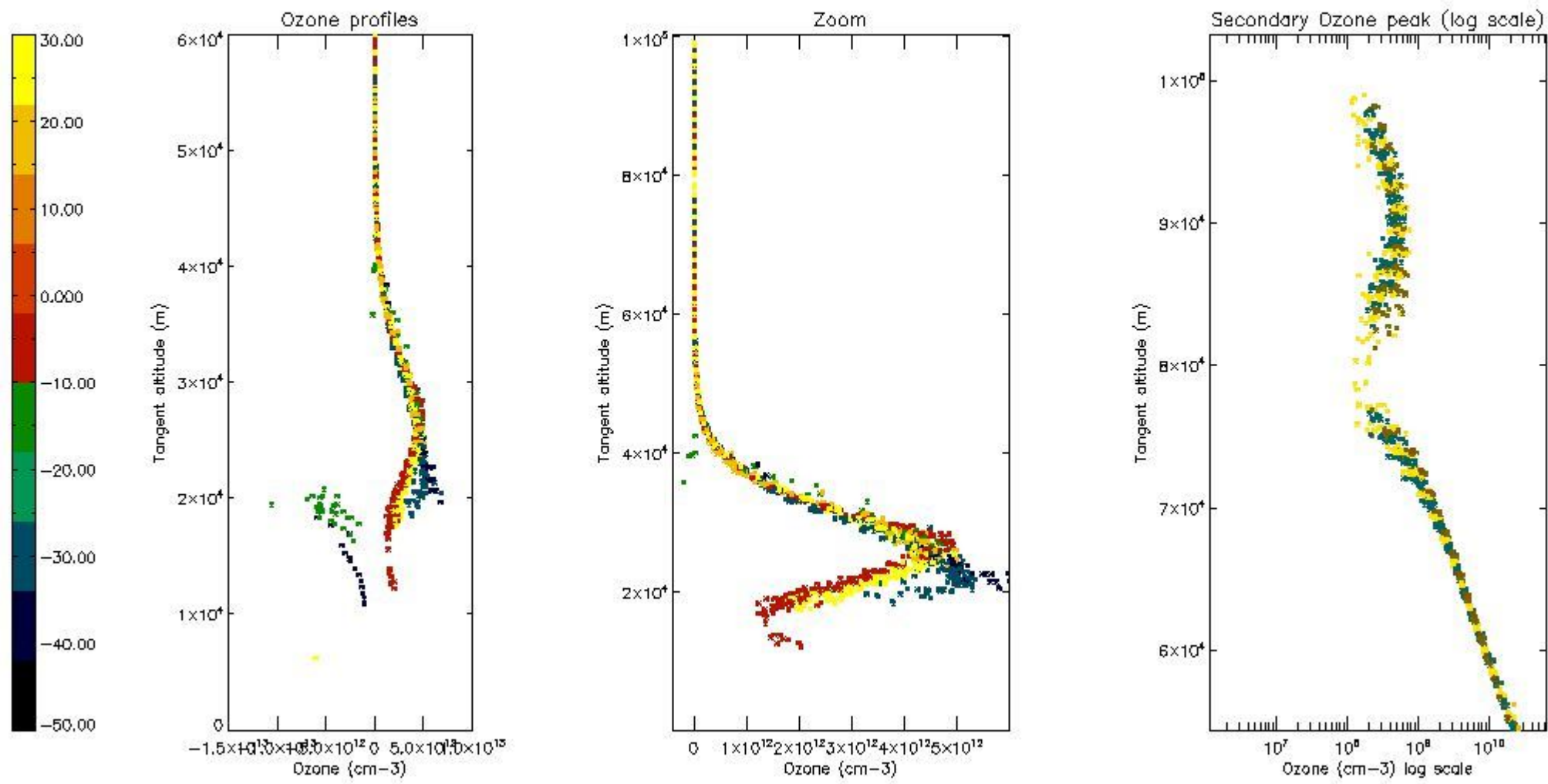
5.3 Plot ozone profiles where STD < 20% (dark without errors)

The colorbar represents the latitude.



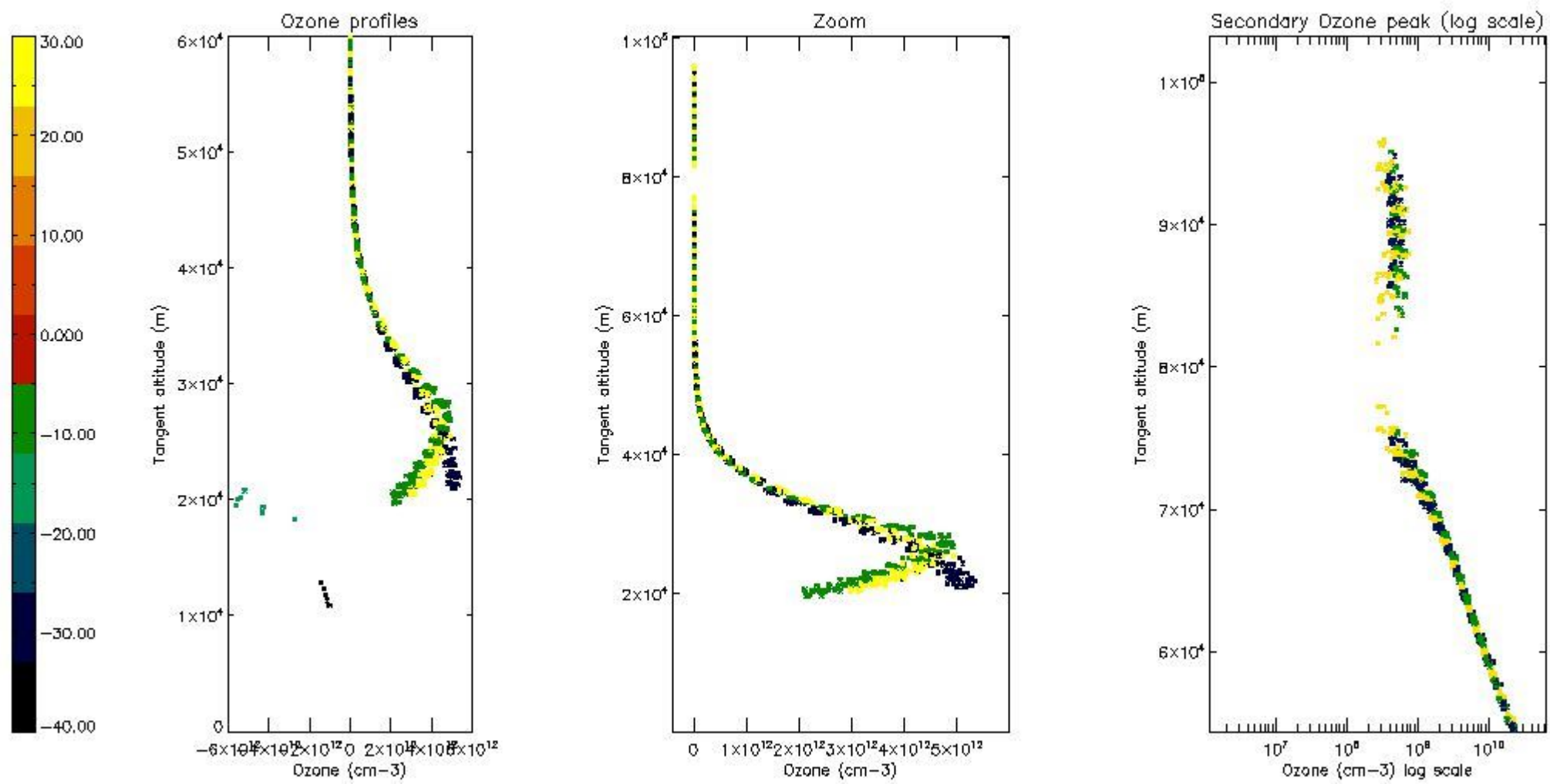
5.4 Plot ozone profiles where STD < 10% (dark without errors)

The colorbar represents the latitude.



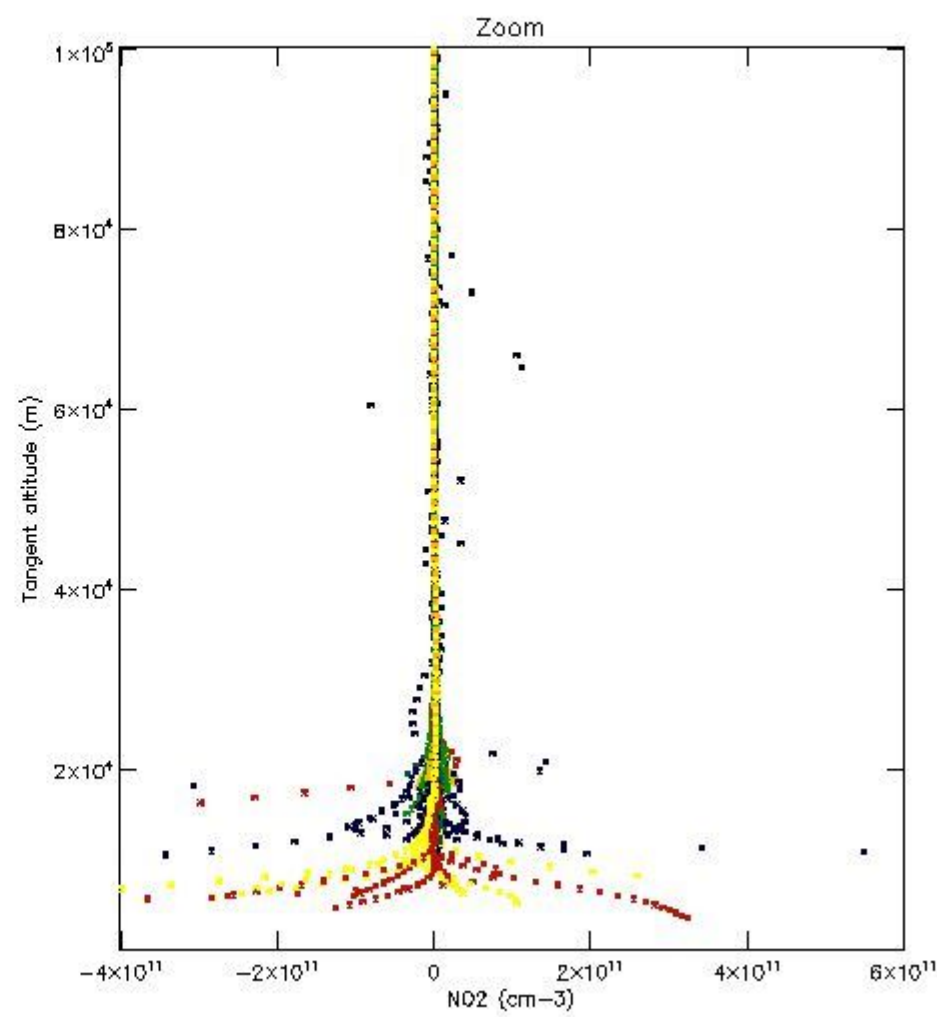
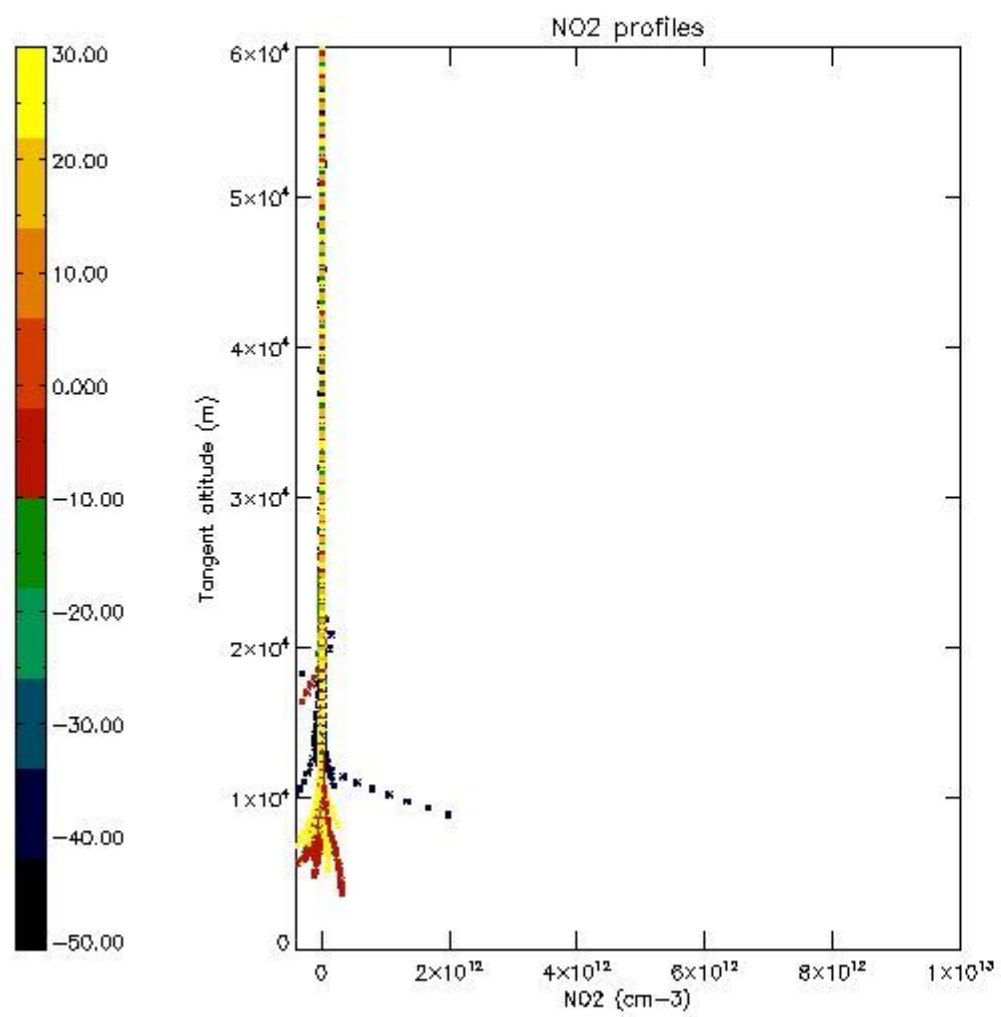
5.5 Plot ozone profiles where STD < 5% (dark without errors)

The colorbar represents the latitude.



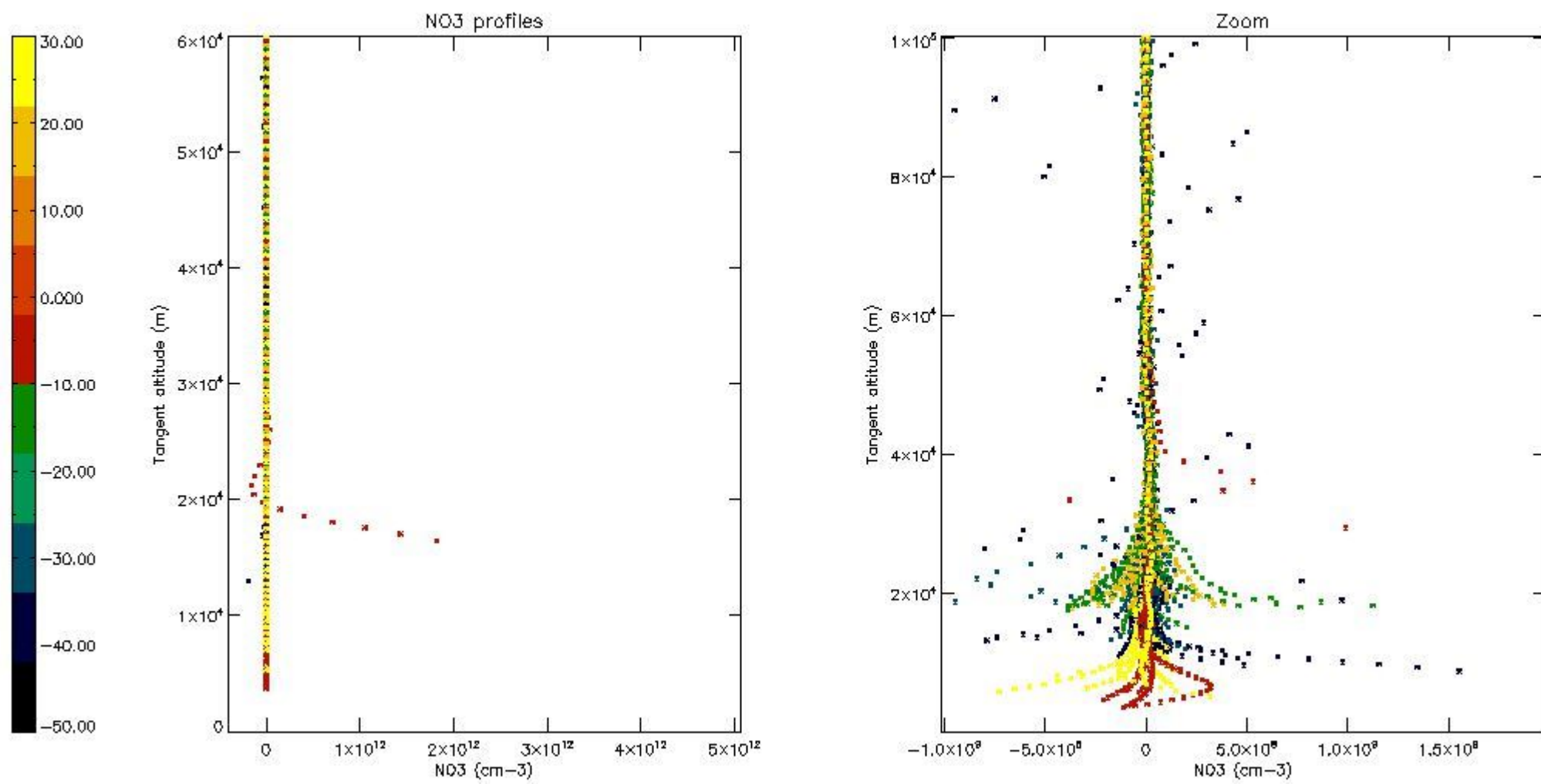
5.6 Plot NO₂ profiles for all STD (dark without errors)

The colorbar represents the latitude.



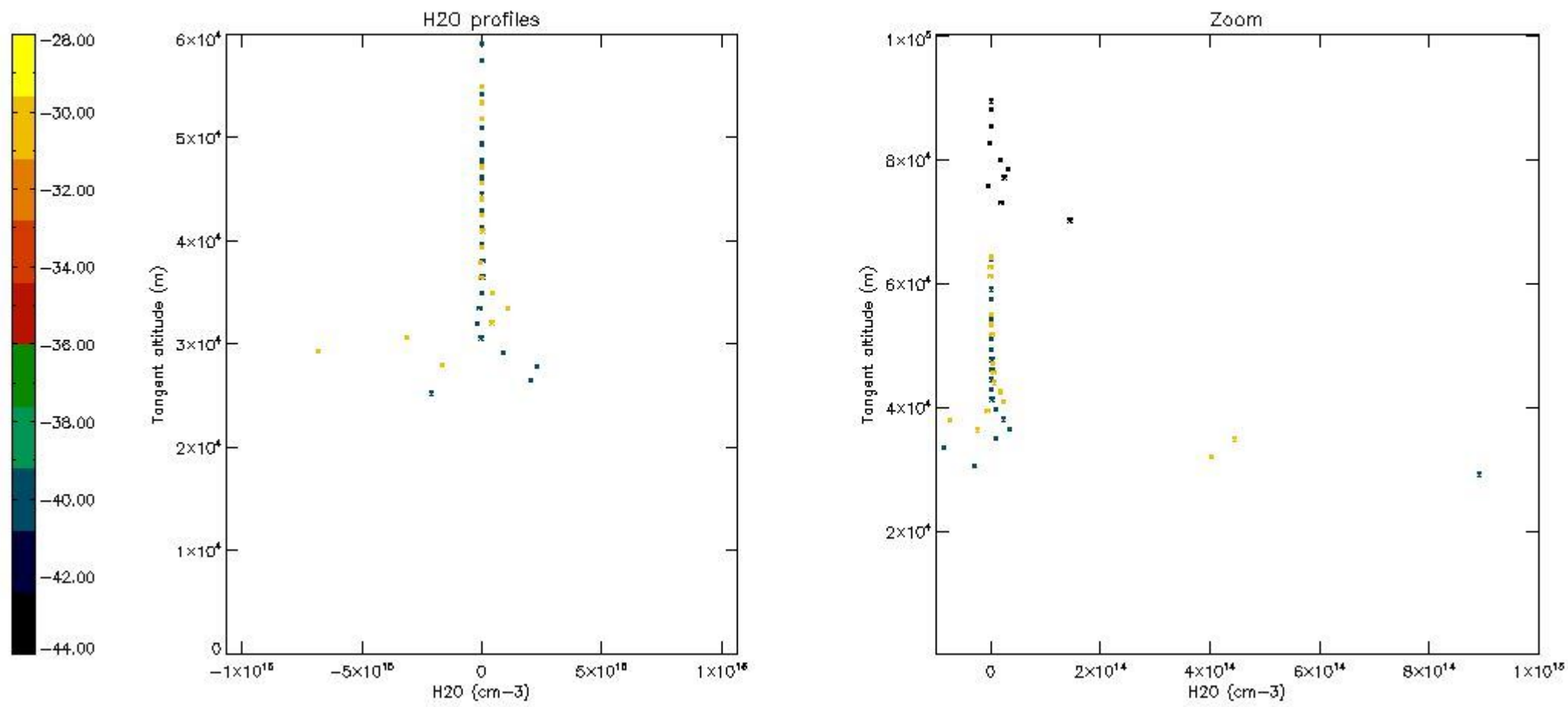
5.7 Plot NO3 profiles for all STD (dark without errors)

The colorbar represents the latitude.



5.8 Plot H2O profiles for all STD (only for occultations of stars 1,2,3,4,13,14,16,26,63 dark without errors)

The colorbar represents the latitude.



6. Auxiliary Data Files used for the production reported in section 2

The number reported in the third column indicates since which file (see list in section 2) the corresponding auxiliary file has been used. The fourth column is the date of those product files.

Type	Auxiliary Filename	Used since product	Used since product date
INST_PHYS_CHARACTERISTICS	GOM_INS_AXVIEC20091111_143220_20030716_120000_20500101_000000	1	01-OCT-2007 00:03:47
LEVEL-2_PROC_CONFIG	GOM_PR2_AXVIEC20091111_152718_20020301_000000_20500101_000000	1	01-OCT-2007 00:03:47
CROSS_SECTIONS_FILE	GOM_CRS_AXVIEC20091111_154832_20020301_000000_20500101_000000	1	01-OCT-2007 00:03:47

GOMOS Level 2 Daily Report

SUMMARY

[1. General Info](#)

[2. Summary of processed GOM_NL_2P products](#)

[3. Level 2 Quality information per product](#)

[3.1 Plot of level 2 quality information per product \(time dependant\)](#)

[3.2 Plot of level 2 quality information per product \(world map\)](#)

[4. Level 1 Quality information per product \(stored on level 2 products\)](#)

[4.1 Plot of level 1 quality information per product \(time dependant\)](#)

[4.1.1 Plot of level 1 quality information per product \(time dependant\): ASCENDING](#)

[4.1.2 Plot of level 1 quality information per product \(time dependant\): DESCENDING](#)

[4.2 Plot of level 1 quality information per product \(world map\)](#)

[4.2.1 Plot of level 1 quality information per product \(world map\): ASCENDING](#)

[4.2.2 Plot of level 1 quality information per product \(world map\): DESCENDING](#)

[5. Ozone profiles based on quality statistics and other trace gas profiles](#)

[5.1 Ozone statistics based on quality of products](#)

[5.2 Plot ozone profiles for all STD \(dark without errors\)](#)

[5.3 Plot ozone profiles where STD < 20% \(dark without errors\)](#)

[5.4. Plot ozone profiles where STD < 10% \(dark without errors\)](#)

[5.5. Plot ozone profiles where STD < 5% \(dark without errors\)](#)

[5.6 Plot NO2 profiles for all STD \(dark without errors\)](#)

[5.7 Plot NO3 profiles for all STD \(dark without errors\)](#)

[5.8 Plot H2O profiles \(only for occultations of stars 1,2,3,4,13,14,16,26,63 dark without errors\) for all STD](#)

[6. Auxiliary Data Files used for the production reported in section 2](#)

This report presents the daily analysis on parameters extracted from GOMOS level 2 data (GOM_NL__2P). It is intended to monitor some important parameters that will impact the quality of these products. A list of level 2 products (and content) that have arrived during the reporting day to the PCF is also given.

Item	Value
Time of report generation	23APR2013 06:27:39
Data source version	GOMOS/6.01
Start time of products	01-10-2007 (01OCT2007 00:00:00)
Stop time of products	02-10-2007 (02OCT2007 00:00:00)
Store outputs in DB	Yes
Nb of level 2 prods	223
Nb of prods with errors	0

2. Summary of processed GOM_NL__2P products.

Nr	Filename	UTC Start time	Limb	Duration	Star Id	Star Name	Star Mag	Star Temp	Nb Meas	Orbit	Prod. error
1	GOM_NL__2PRFIN20071001_000347_000000392062_00088_29200_9546.N1	01-OCT-2007 00:03:47	Dark	38.500	143	Alp Hyi	2.8570	7200.0	77	29200	No
2	GOM_NL__2PRFIN20071001_000515_000000482062_00088_29200_9547.N1	01-OCT-2007 00:05:15	Dark	47.500	9	Alp Eri	0.45300	24000.	95	29200	No
3	GOM_NL__2PRFIN20071001_001037_000000402062_00088_29200_9548.N1	01-OCT-2007 00:10:37	Straylight	39.500	84	Alp Phe	2.3970	4500.0	79	29200	No
4	GOM_NL__2PRFIN20071001_002745_000000362062_00088_29200_9549.N1	01-OCT-2007 00:27:45	Bright	36.000	90	54Alp Peg	2.4870	11000.	72	29200	No
5	GOM_NL__2PRFIN20071001_003124_000000392062_00088_29200_9550.N1	01-OCT-2007 00:31:24	Bright	38.500	93	53Bet Peg	2.5200	3100.0	77	29200	No
6	GOM_NL__2PRFIN20071001_004051_000000392062_00088_29200_9551.N1	01-OCT-2007 00:40:51	Bright	38.500	74	11Bet Cas	2.2680	6600.0	77	29200	No
7	GOM_NL__2PRFIN20071001_004846_000000362062_00088_29200_9552.N1	01-OCT-2007 00:48:46	Bright	36.000	49	1Alp UMi	1.9900	6300.0	72	29200	No
8	GOM_NL__2PRFIN20071001_005643_000000492062_00088_29200_9553.N1	01-OCT-2007 00:56:43	Bright	48.500	36	50Alp UMa	1.8000	6300.0	97	29200	No
9	GOM_NL__2PRFIN20071001_005813_000000392062_00088_29200_9554.N1	01-OCT-2007 00:58:13	Bright	39.000	82	48Bet UMa	2.3650	10600.	78	29200	No
10	GOM_NL__2PRFIN20071001_010804_000000362062_00088_29200_9555.N1	01-OCT-2007 01:08:04	Bright	35.500	166	17Eps Leo	2.9800	6000.0	71	29200	No
11	GOM_NL__2PRFIN20071001_011737_000000442062_00088_29200_9556.N1	01-OCT-2007 01:17:37	Twilight	44.000	48	30Alp Hya	1.9770	4100.0	88	29200	No
12	GOM_NL__2PRFIN20071001_012440_000000402062_00088_29200_9557.N1	01-OCT-2007 01:24:40	Dark	40.000	132	15Rho Pup	2.8030	6900.0	80	29200	No
13	GOM_NL__2PRFIN20071001_012717_000000432062_00088_29200_9558.N1	01-OCT-2007 01:27:17	Dark	43.000	65	Lam Vel	2.2040	4400.0	86	29200	No
14	GOM_NL__2PRFIN20071001_012952_000000392062_00088_29200_9559.N1	01-OCT-2007 01:29:52	Dark	39.000	34	Gam2Vel	1.7930	23000.	78	29200	No
15	GOM_NL__2PRFIN20071001_013336_000000422062_00089_29201_9554.N1	01-OCT-2007 01:33:36	Dark	42.000	161	Tau Pup	2.9310	4500.0	84	29201	No
16	GOM_NL__2PRFIN20071001_013500_000000592062_00089_29201_9555.N1	01-OCT-2007 01:35:00	Dark	59.000	2	Alp Car	-0.73600	7000.0	118	29201	No
17	GOM_NL__2PRFIN20071001_014423_000000392062_00089_29201_9556.N1	01-OCT-2007 01:44:23	Dark	38.500	143	Alp Hyi	2.8570	7200.0	77	29201	No
18	GOM_NL__2PRFIN20071001_014551_000000452062_00089_29201_9557.N1	01-OCT-2007 01:45:51	Dark	45.000	9	Alp Eri	0.45300	24000.	90	29201	No
19	GOM_NL__2PRFIN20071001_015113_000000412062_00089_29201_9558.N1	01-OCT-2007 01:51:13	Straylight	41.000	84	Alp Phe	2.3970	4500.0	82	29201	No
20	GOM_NL__2PRFIN20071001_020821_000000372062_00089_29201_9559.N1	01-OCT-2007 02:08:21	Bright	36.500	90	54Alp Peg	2.4870	11000.	73	29201	No
21	GOM_NL__2PRFIN20071001_021200_000000362062_00089_29201_9560.N1	01-OCT-2007 02:12:00	Bright	36.000	93	53Bet Peg	2.5200	3100.0	72	29201	No
22	GOM_NL__2PRFIN20071001_022127_000000362062_00089_29201_9561.N1	01-OCT-2007 02:21:27	Bright	36.000	74	11Bet Cas	2.2680	6600.0	72	29201	No
23	GOM_NL__2PRFIN20071001_022922_000000362062_00089_29201_9562.N1	01-OCT-2007 02:29:22	Bright	36.000	49	1Alp UMi	1.9900	6300.0	72	29201	No
24	GOM_NL__2PRFIN20071001_023719_000000362062_00089_29201_9563.N1	01-OCT-2007 02:37:19	Bright	36.000	36	50Alp UMa	1.8000	6300.0	72	29201	No
25	GOM_NL__2PRFIN20071001_023849_000000332062_00089_29201_9564.N1	01-OCT-2007 02:38:49	Bright	32.500	82	48Bet UMa	2.3650	10600.	65	29201	No
26	GOM_NL__2PRFIN20071001_024840_000000422062_00089_29201_9565.N1	01-OCT-2007 02:48:40	Bright	42.000	166	17Eps Leo	2.9800	6000.0	84	29201	No
27	GOM_NL__2PRFIN20071001_025813_000000452062_00089_29201_9566.N1	01-OCT-2007 02:58:13	Twilight	45.000	48	30Alp Hya	1.9770	4100.0	90	29201	No
28	GOM_NL__2PRFIN20071001_030754_000000432062_00089_29201_9567.N1	01-OCT-2007 03:07:54	Dark	42.500	65	Lam Vel	2.2040	4400.0	85	29201	No
29	GOM_NL__2PRFIN20071001_031028_000000402062_00089_29201_9568.N1	01-OCT-2007 03:10:28	Dark	39.500	34	Gam2Vel	1.7930	23000.	79	29201	No
30	GOM_NL__2PRFIN20071001_031413_000000432062_00090_29202_9569.N1	01-OCT-2007 03:14:13	Dark	42.500	161	Tau Pup	2.9310	4500.0	85	29202	No
31	GOM_NL__2PRFIN20071001_031537_000000462062_00090_29202_9570.N1	01-OCT-2007 03:15:37	Dark	46.000	2	Alp Car	-0.73600	7000.0	92	29202	No
32	GOM_NL__2PRFIN20071001_032500_000000402062_00090_29202_9571.N1	01-OCT-2007 03:25:00	Dark	39.500	143	Alp Hyi	2.8570	7200.0	79	29202	No
33	GOM_NL__2PRFIN20071001_032628_000000442062_00090_29202_9572.N1	01-OCT-2007 03:26:28	Dark	44.000	9	Alp Eri	0.45300	24000.	88	29202	No
34	GOM_NL__2PRFIN20071001_033150_000000412062_00090_29202_9573.N1	01-OCT-2007 03:31:50	Straylight	40.500	84	Alp Phe	2.3970	4500.0	81	29202	No
35	GOM_NL__2PRFIN20071001_034857_000000372062_00090_29202_9574.N1	01-OCT-2007 03:48:57	Bright	36.500	90	54Alp Peg	2.4870	11000.	73	29202	No
36	GOM_NL__2PRFIN20071001_035236_000000362062_00090_29202_9575.N1	01-OCT-2007 03:52:36	Bright	36.000	93	53Bet Peg	2.5200	3100.0	72	29202	No
37	GOM_NL__2PRFIN20071001_040202_000000392062_00090_29202_9576.N1	01-OCT-2007 04:02:02	Bright	38.500	74	11Bet Cas	2.2680	6600.0	77	29202	No
38	GOM_NL__2PRFIN20071001_040958_000000362062_00090_29202_9577.N1	01-OCT-2007 04:09:58	Bright	36.000	49	1Alp UMi	1.9900	6300.0	72	29202	No
39	GOM_NL__2PRFIN20071001_041755_000000362062_00090_29202_9578.N1	01-OCT-2007 04:17:55	Bright	35.500	36	50Alp UMa	1.8000	6300.0	71	29202	No
40	GOM_NL__2PRFIN20071001_041925_000000352062_00090_29202_9579.N1	01-OCT-2007 04:19:25	Bright	35.000	82	48Bet UMa	2.3650	10600.	70	29202	No
41	GOM_NL__2PRFIN20071001_042917_000000352062_00090_29202_9580.N1	01-OCT-2007 04:29:17	Bright	34.500	166	17Eps Leo	2.9800	6000.0	69	29202	No
42	GOM_NL__2PRFIN20071001_043849_000000442062_00090_29202_9581.N1	01-OCT-2007 04:38:49	Twilight	43.500	48	30Alp Hya	1.9770	4100.0	87	29202	No

43	GOM_NL__2PRFIN20071001_044553_000000322062_00090_29202_9582.N1	01-OCT-2007 04:45:53	Dark	32.000	132	15Rho Pup	2.8030	6900.0	64	29202	No
44	GOM_NL__2PRFIN20071001_044830_000000442062_00090_29202_9583.N1	01-OCT-2007 04:48:30	Dark	43.500	65	Lam Vel	2.2040	4400.0	87	29202	No
45	GOM_NL__2PRFIN20071001_045105_000000412062_00090_29202_9584.N1	01-OCT-2007 04:51:05	Dark	41.000	34	Gam2Vel	1.7930	23000.	82	29202	No
46	GOM_NL__2PRFIN20071001_045449_000000462062_00091_29203_9578.N1	01-OCT-2007 04:54:49	Dark	45.500	161	Tau Pup	2.9310	4500.0	91	29203	No
47	GOM_NL__2PRFIN20071001_045614_000000492062_00091_29203_9579.N1	01-OCT-2007 04:56:14	Dark	49.000	2	Alp Car	-0.73600	7000.0	98	29203	No
48	GOM_NL__2PRFIN20071001_050536_000000392062_00091_29203_9580.N1	01-OCT-2007 05:05:36	Dark	38.500	143	Alp Hyi	2.8570	7200.0	77	29203	No
49	GOM_NL__2PRFIN20071001_050704_000000442062_00091_29203_9581.N1	01-OCT-2007 05:07:04	Dark	44.000	9	Alp Eri	0.45300	24000.	88	29203	No
50	GOM_NL__2PRFIN20071001_051226_000000392062_00091_29203_9582.N1	01-OCT-2007 05:12:26	Straylight	38.500	84	Alp Phe	2.3970	4500.0	77	29203	No
51	GOM_NL__2PRFIN20071001_052933_000000372062_00091_29203_9583.N1	01-OCT-2007 05:29:33	Bright	37.000	90	54Alp Peg	2.4870	11000.	74	29203	No
52	GOM_NL__2PRFIN20071001_053312_000000372062_00091_29203_9584.N1	01-OCT-2007 05:33:12	Bright	36.500	93	53Bet Peg	2.5200	3100.0	73	29203	No
53	GOM_NL__2PRFIN20071001_054238_000000402062_00091_29203_9585.N1	01-OCT-2007 05:42:38	Bright	39.500	74	11Bet Cas	2.2680	6600.0	79	29203	No
54	GOM_NL__2PRFIN20071001_055034_000000372062_00091_29203_9586.N1	01-OCT-2007 05:50:34	Bright	36.500	49	1Alp UMi	1.9900	6300.0	73	29203	No
55	GOM_NL__2PRFIN20071001_055831_000000372062_00091_29203_9587.N1	01-OCT-2007 05:58:31	Bright	36.500	36	50Alp UMa	1.8000	6300.0	73	29203	No
56	GOM_NL__2PRFIN20071001_060001_000000522062_00091_29203_9588.N1	01-OCT-2007 06:00:01	Bright	52.000	82	48Bet UMa	2.3650	10600.	104	29203	No
57	GOM_NL__2PRFIN20071001_060953_000000352062_00091_29203_9589.N1	01-OCT-2007 06:09:53	Bright	34.500	166	17Eps Leo	2.9800	6000.0	69	29203	No
58	GOM_NL__2PRFIN20071001_061926_000000452062_00091_29203_9590.N1	01-OCT-2007 06:19:26	Twilight	45.000	48	30Alp Hya	1.9770	4100.0	90	29203	No
59	GOM_NL__2PRFIN20071001_062630_000000322062_00091_29203_9591.N1	01-OCT-2007 06:26:30	Dark	32.000	132	15Rho Pup	2.8030	6900.0	64	29203	No
60	GOM_NL__2PRFIN20071001_062906_000000452062_00091_29203_9592.N1	01-OCT-2007 06:29:06	Dark	44.500	65	Lam Vel	2.2040	4400.0	89	29203	No
61	GOM_NL__2PRFIN20071001_063141_000000412062_00091_29203_9593.N1	01-OCT-2007 06:31:41	Dark	40.500	34	Gam2Vel	1.7930	23000.	81	29203	No
62	GOM_NL__2PRFIN20071001_063526_000000432062_00092_29204_9587.N1	01-OCT-2007 06:35:26	Dark	42.500	161	Tau Pup	2.9310	4500.0	85	29204	No
63	GOM_NL__2PRFIN20071001_063650_000000442062_00092_29204_9588.N1	01-OCT-2007 06:36:50	Dark	43.500	2	Alp Car	-0.73600	7000.0	87	29204	No
64	GOM_NL__2PRFIN20071001_064613_000000392062_00092_29204_9589.N1	01-OCT-2007 06:46:13	Dark	39.000	143	Alp Hyi	2.8570	7200.0	78	29204	No
65	GOM_NL__2PRFIN20071001_064740_000000482062_00092_29204_9590.N1	01-OCT-2007 06:47:40	Dark	48.000	9	Alp Eri	0.45300	24000.	96	29204	No
66	GOM_NL__2PRFIN20071001_065302_000000392062_00092_29204_9591.N1	01-OCT-2007 06:53:02	Straylight	39.000	84	Alp Phe	2.3970	4500.0	78	29204	No
67	GOM_NL__2PRFIN20071001_071009_000000362062_00092_29204_9592.N1	01-OCT-2007 07:10:09	Bright	35.500	90	54Alp Peg	2.4870	11000.	71	29204	No
68	GOM_NL__2PRFIN20071001_071348_000000362062_00092_29204_9593.N1	01-OCT-2007 07:13:48	Bright	35.500	93	53Bet Peg	2.5200	3100.0	71	29204	No
69	GOM_NL__2PRFIN20071001_072314_000000392062_00092_29204_9594.N1	01-OCT-2007 07:23:14	Bright	38.500	74	11Bet Cas	2.2680	6600.0	77	29204	No
70	GOM_NL__2PRFIN20071001_073110_000000332062_00092_29204_9595.N1	01-OCT-2007 07:31:10	Bright	32.500	49	1Alp UMi	1.9900	6300.0	65	29204	No
71	GOM_NL__2PRFIN20071001_073907_000000342062_00092_29204_9596.N1	01-OCT-2007 07:39:07	Bright	33.500	36	50Alp UMa	1.8000	6300.0	67	29204	No
72	GOM_NL__2PRFIN20071001_074037_000000342062_00092_29204_9597.N1	01-OCT-2007 07:40:37	Bright	34.000	82	48Bet UMa	2.3650	10600.	68	29204	No
73	GOM_NL__2PRFIN20071001_075029_000000352062_00092_29204_9598.N1	01-OCT-2007 07:50:29	Bright	34.500	166	17Eps Leo	2.9800	6000.0	69	29204	No
74	GOM_NL__2PRFIN20071001_080002_000000462062_00092_29204_9599.N1	01-OCT-2007 08:00:02	Twilight	45.500	48	30Alp Hya	1.9770	4100.0	91	29204	No
75	GOM_NL__2PRFIN20071001_080943_000000432062_00092_29204_9600.N1	01-OCT-2007 08:09:43	Dark	42.500	65	Lam Vel	2.2040	4400.0	85	29204	No
76	GOM_NL__2PRFIN20071001_081218_000000432062_00092_29204_9601.N1	01-OCT-2007 08:12:18	Dark	42.500	34	Gam2Vel	1.7930	23000.	85	29204	No
77	GOM_NL__2PRFIN20071001_081603_000000432062_00093_29205_9595.N1	01-OCT-2007 08:16:03	Dark	43.000	161	Tau Pup	2.9310	4500.0	86	29205	No
78	GOM_NL__2PRFIN20071001_081727_000000592062_00093_29205_9596.N1	01-OCT-2007 08:17:27	Dark	58.500	2	Alp Car	-0.73600	7000.0	117	29205	No
79	GOM_NL__2PRFIN20071001_082649_000000382062_00093_29205_9597.N1	01-OCT-2007 08:26:49	Dark	38.000	143	Alp Hyi	2.8570	7200.0	76	29205	No
80	GOM_NL__2PRFIN20071001_082816_000000452062_00093_29205_9598.N1	01-OCT-2007 08:28:16	Dark	44.500	9	Alp Eri	0.45300	24000.	89	29205	No
81	GOM_NL__2PRFIN20071001_083339_000000462062_00093_29205_9599.N1	01-OCT-2007 08:33:39	Straylight	46.000	84	Alp Phe	2.3970	4500.0	92	29205	No
82	GOM_NL__2PRFIN20071001_085045_000000352062_00093_29205_9600.N1	01-OCT-2007 08:50:45	Bright	35.000	90	54Alp Peg	2.4870	11000.	70	29205	No
83	GOM_NL__2PRFIN20071001_085424_000000352062_00093_29205_9601.N1	01-OCT-2007 08:54:24	Bright	35.000	93	53Bet Peg	2.5200	3100.0	70	29205	No
84	GOM_NL__2PRFIN20071001_090350_000000392062_00093_29205_9602.N1	01-OCT-2007 09:03:50	Bright	38.500	74	11Bet Cas	2.2680	6600.0	77	29205	No
85	GOM_NL__2PRFIN20071001_091146_000000342062_00093_29205_9603.N1	01-OCT-2007 09:11:46	Bright	33.500	49	1Alp UMi	1.9900	6300.0	67	29205	No
86	GOM_NL__2PRFIN20071001_091943_000000362062_00093_29205_9604.N1	01-OCT-2007 09:19:43	Bright	36.000	36	50Alp UMa	1.8000	6300.0	72	29205	No
87	GOM_NL__2PRFIN20071001_092113_000000522062_00093_29205_9605.N1	01-OCT-2007 09:21:13	Bright	52.000	82	48Bet UMa	2.3650	10600.	104	29205	No
88	GOM_NL__2PRFIN20071001_093105_000000342062_00093_29205_9606.N1	01-OCT-2007 09:31:05	Bright	33.500	166	17Eps Leo	2.9800	6000.0	67	29205	No
89	GOM_NL__2PRFIN20071001_094038_000000502062_00093_29205_9607.N1	01-OCT-2007 09:40:38	Twilight	49.500	48	30Alp Hya	1.9770	4100.0	99	29205	No
90	GOM_NL__2PRFIN20071001_095019_000000432062_00093_29205_9608.N1	01-OCT-2007 09:50:19	Dark	42.500	65	Lam Vel	2.2040	4400.0	85	29205	No
91	GOM_NL__2PRFIN20071001_095254_000000402062_00093_29205_9609.N1	01-OCT-2007 09:52:54	Dark	40.000	34	Gam2Vel	1.7930	23000.	80	29205	No
92	GOM_NL__2PRFIN20071001_095639_000000422062_00094_29206_9657.N1	01-OCT-2007 09:56:39	Dark	42.000	161	Tau Pup	2.9310	4500.0	84	29206	No
93	GOM_NL__2PRFIN20071001_095804_000000552062_00094_29206_9658.N1	01-OCT-2007 09:58:04	Dark	55.000	2	Alp Car	-0.73600	7000.0	110	29206	No
94	GOM_NL__2PRFIN20071001_100725_000000392062_00094_29206_9659.N1	01-OCT-2007 10:07:25	Dark	39.000	143	Alp Hyi	2.8570	7200.0	78	29206	No
95	GOM_NL__2PRFIN20071001_100853_000000432062_00094_29206_9660.N1	01-OCT-2007 10:08:53	Dark	43.000	9	Alp Eri	0.45300	24000.	86	29206	No
96	GOM_NL__2PRFIN20071001_101415_000000412062_00094_29206_9661.N1	01-OCT-2007 10:14:15	Straylight	40.500	84	Alp Phe	2.3970	4500.0	81	29206	No
97	GOM_NL__2PRFIN20071001_103121_000000362062_00094_29206_9662.N1	01-OCT-2007 10:31:21	Bright	36.000	90	54Alp Peg	2.4870	11000.	72	29206	No
98	GOM_NL__2PRFIN20071001_103500_000000382062_00094_29206_9663.N1	01-OCT-2007 10:35:00	Bright	38.000	93	53Bet Peg	2.5200	3100.0	76	29206	No
99	GOM_NL__2PRFIN20071001_104425_000000392062_00094_29206_9664.N1	01-OCT-2007 10:44:25	Bright	38.500	74	11Bet Cas	2.2680	6600.0	77	29206	No
100	GOM_NL__2PRFIN20071001_105222_000000372062_00094_29206_9665.N1	01-OCT-2007 10:52:22	Bright	36.500	49	1Alp UMi	1.9900	6300.0	73	29206	No
101	GOM_NL__2PRFIN20071001_110019_000000352062_00094_29206_9666.N1	01-OCT-2007 11:00:19	Bright	34.500	36	50Alp UMa	1.8000	6300.0	69	29206	No

102	GOM_NL__2PRFIN20071001_110149_000000342062_00094_29206_9667.N1	01-OCT-2007 11:01:49	Bright	33.500	82	48Bet UMa	2.3650	10600.	67	29206	No
103	GOM_NL__2PRFIN20071001_111141_000000342062_00094_29206_9668.N1	01-OCT-2007 11:11:41	Bright	33.500	166	17Eps Leo	2.9800	6000.0	67	29206	No
104	GOM_NL__2PRFIN20071001_112115_000000442062_00094_29206_9669.N1	01-OCT-2007 11:21:15	Twilight	43.500	48	30Alp Hya	1.9770	4100.0	87	29206	No
105	GOM_NL__2PRFIN20071001_113055_000000452062_00094_29206_9670.N1	01-OCT-2007 11:30:55	Dark	45.000	65	Lam Vel	2.2040	4400.0	90	29206	No
106	GOM_NL__2PRFIN20071001_113331_000000422062_00094_29206_9671.N1	01-OCT-2007 11:33:31	Dark	41.500	34	Gam2Vel	1.7930	23000.	83	29206	No
107	GOM_NL__2PRFIN20071001_113716_000000422062_00095_29207_9665.N1	01-OCT-2007 11:37:16	Dark	41.500	161	Tau Pup	2.9310	4500.0	83	29207	No
108	GOM_NL__2PRFIN20071001_113840_000000452062_00095_29207_9666.N1	01-OCT-2007 11:38:40	Dark	44.500	2	Alp Car	-0.73600	7000.0	89	29207	No
109	GOM_NL__2PRFIN20071001_114801_000000392062_00095_29207_9667.N1	01-OCT-2007 11:48:01	Dark	39.000	143	Alp Hyi	2.8570	7200.0	78	29207	No
110	GOM_NL__2PRFIN20071001_114929_000000432062_00095_29207_9668.N1	01-OCT-2007 11:49:29	Dark	43.000	9	Alp Eri	0.45300	24000.	86	29207	No
111	GOM_NL__2PRFIN20071001_115451_000000432062_00095_29207_9669.N1	01-OCT-2007 11:54:51	Straylight	42.500	84	Alp Phe	2.3970	4500.0	85	29207	No
112	GOM_NL__2PRFIN20071001_121157_000000372062_00095_29207_9670.N1	01-OCT-2007 12:11:57	Bright	36.500	90	54Alp Peg	2.4870	11000.	73	29207	No
113	GOM_NL__2PRFIN20071001_121536_000000382062_00095_29207_9671.N1	01-OCT-2007 12:15:36	Bright	37.500	93	53Bet Peg	2.5200	3100.0	75	29207	No
114	GOM_NL__2PRFIN20071001_122501_000000392062_00095_29207_9672.N1	01-OCT-2007 12:25:01	Bright	38.500	74	11Bet Cas	2.2680	6600.0	77	29207	No
115	GOM_NL__2PRFIN20071001_123258_000000362062_00095_29207_9673.N1	01-OCT-2007 12:32:58	Bright	36.000	49	1Alp UMi	1.9900	6300.0	72	29207	No
116	GOM_NL__2PRFIN20071001_124055_000000352062_00095_29207_9674.N1	01-OCT-2007 12:40:55	Bright	34.500	36	50Alp UMa	1.8000	6300.0	69	29207	No
117	GOM_NL__2PRFIN20071001_124225_000000372062_00095_29207_9675.N1	01-OCT-2007 12:42:25	Bright	36.500	82	48Bet UMa	2.3650	10600.	73	29207	No
118	GOM_NL__2PRFIN20071001_125217_000000362062_00095_29207_9676.N1	01-OCT-2007 12:52:17	Bright	35.500	166	17Eps Leo	2.9800	6000.0	71	29207	No
119	GOM_NL__2PRFIN20071001_130151_000000452062_00095_29207_9677.N1	01-OCT-2007 13:01:51	Twilight	45.000	48	30Alp Hya	1.9770	4100.0	90	29207	No
120	GOM_NL__2PRFIN20071001_131132_000000442062_00095_29207_9678.N1	01-OCT-2007 13:11:32	Dark	44.000	65	Lam Vel	2.2040	4400.0	88	29207	No
121	GOM_NL__2PRFIN20071001_131407_000000412062_00095_29207_9679.N1	01-OCT-2007 13:14:07	Dark	40.500	34	Gam2Vel	1.7930	23000.	81	29207	No
122	GOM_NL__2PRFIN20071001_131753_000000432062_00096_29208_9691.N1	01-OCT-2007 13:17:53	Dark	43.000	161	Tau Pup	2.9310	4500.0	86	29208	No
123	GOM_NL__2PRFIN20071001_131917_000000462062_00096_29208_9692.N1	01-OCT-2007 13:19:17	Dark	45.500	2	Alp Car	-0.73600	7000.0	91	29208	No
124	GOM_NL__2PRFIN20071001_132838_000000382062_00096_29208_9693.N1	01-OCT-2007 13:28:38	Dark	38.000	143	Alp Hyi	2.8570	7200.0	76	29208	No
125	GOM_NL__2PRFIN20071001_133005_000000502062_00096_29208_9694.N1	01-OCT-2007 13:30:05	Dark	50.000	9	Alp Eri	0.45300	24000.	100	29208	No
126	GOM_NL__2PRFIN20071001_133527_000000462062_00096_29208_9695.N1	01-OCT-2007 13:35:27	Straylight	45.500	84	Alp Phe	2.3970	4500.0	91	29208	No
127	GOM_NL__2PRFIN20071001_135233_000000362062_00096_29208_9696.N1	01-OCT-2007 13:52:33	Bright	36.000	90	54Alp Peg	2.4870	11000.	72	29208	No
128	GOM_NL__2PRFIN20071001_135612_000000392062_00096_29208_9697.N1	01-OCT-2007 13:56:12	Bright	38.500	93	53Bet Peg	2.5200	3100.0	77	29208	No
129	GOM_NL__2PRFIN20071001_140536_000000382062_00096_29208_9698.N1	01-OCT-2007 14:05:36	Bright	37.500	74	11Bet Cas	2.2680	6600.0	75	29208	No
130	GOM_NL__2PRFIN20071001_141334_000000332062_00096_29208_9699.N1	01-OCT-2007 14:13:34	Bright	33.000	49	1Alp UMi	1.9900	6300.0	66	29208	No
131	GOM_NL__2PRFIN20071001_142131_000000352062_00096_29208_9700.N1	01-OCT-2007 14:21:31	Bright	34.500	36	50Alp UMa	1.8000	6300.0	69	29208	No
132	GOM_NL__2PRFIN20071001_142301_000000332062_00096_29208_9701.N1	01-OCT-2007 14:23:01	Bright	32.500	82	48Bet UMa	2.3650	10600.	65	29208	No
133	GOM_NL__2PRFIN20071001_143253_000000352062_00096_29208_9702.N1	01-OCT-2007 14:32:53	Bright	34.500	166	17Eps Leo	2.9800	6000.0	69	29208	No
134	GOM_NL__2PRFIN20071001_144227_000000502062_00096_29208_9703.N1	01-OCT-2007 14:42:27	Twilight	49.500	48	30Alp Hya	1.9770	4100.0	99	29208	No
135	GOM_NL__2PRFIN20071001_145208_000000472062_00096_29208_9704.N1	01-OCT-2007 14:52:08	Dark	46.500	65	Lam Vel	2.2040	4400.0	93	29208	No
136	GOM_NL__2PRFIN20071001_145444_000000392062_00096_29208_9705.N1	01-OCT-2007 14:54:44	Dark	39.000	34	Gam2Vel	1.7930	23000.	78	29208	No
137	GOM_NL__2PRFIN20071001_145829_000000432062_00097_29209_9721.N1	01-OCT-2007 14:58:29	Dark	43.000	161	Tau Pup	2.9310	4500.0	86	29209	No
138	GOM_NL__2PRFIN20071001_145954_000000532062_00097_29209_9722.N1	01-OCT-2007 14:59:54	Dark	52.500	2	Alp Car	-0.73600	7000.0	105	29209	No
139	GOM_NL__2PRFIN20071001_150914_000000382062_00097_29209_9723.N1	01-OCT-2007 15:09:14	Dark	37.500	143	Alp Hyi	2.8570	7200.0	75	29209	No
140	GOM_NL__2PRFIN20071001_151042_000000412062_00097_29209_9724.N1	01-OCT-2007 15:10:42	Dark	40.500	9	Alp Eri	0.45300	24000.	81	29209	No
141	GOM_NL__2PRFIN20071001_151603_000000452062_00097_29209_9725.N1	01-OCT-2007 15:16:03	Straylight	45.000	84	Alp Phe	2.3970	4500.0	90	29209	No
142	GOM_NL__2PRFIN20071001_153309_000000372062_00097_29209_9726.N1	01-OCT-2007 15:33:09	Bright	36.500	90	54Alp Peg	2.4870	11000.	73	29209	No
143	GOM_NL__2PRFIN20071001_153648_000000372062_00097_29209_9727.N1	01-OCT-2007 15:36:48	Bright	37.000	93	53Bet Peg	2.5200	3100.0	74	29209	No
144	GOM_NL__2PRFIN20071001_154612_000000392062_00097_29209_9728.N1	01-OCT-2007 15:46:12	Bright	38.500	74	11Bet Cas	2.2680	6600.0	77	29209	No
145	GOM_NL__2PRFIN20071001_155410_000000362062_00097_29209_9729.N1	01-OCT-2007 15:54:10	Bright	36.000	49	1Alp UMi	1.9900	6300.0	72	29209	No
146	GOM_NL__2PRFIN20071001_160207_000000362062_00097_29209_9730.N1	01-OCT-2007 16:02:07	Bright	35.500	36	50Alp UMa	1.8000	6300.0	71	29209	No
147	GOM_NL__2PRFIN20071001_160337_000000332062_00097_29209_9731.N1	01-OCT-2007 16:03:37	Bright	33.000	82	48Bet UMa	2.3650	10600.	66	29209	No
148	GOM_NL__2PRFIN20071001_161329_000000542062_00097_29209_9732.N1	01-OCT-2007 16:13:29	Bright	54.000	166	17Eps Leo	2.9800	6000.0	108	29209	No
149	GOM_NL__2PRFIN20071001_162304_000000462062_00097_29209_9733.N1	01-OCT-2007 16:23:04	Twilight	46.000	48	30Alp Hya	1.9770	4100.0	92	29209	No
150	GOM_NL__2PRFIN20071001_163244_000000422062_00097_29209_9734.N1	01-OCT-2007 16:32:44	Dark	42.000	65	Lam Vel	2.2040	4400.0	84	29209	No
151	GOM_NL__2PRFIN20071001_163520_000000442062_00097_29209_9735.N1	01-OCT-2007 16:35:20	Dark	44.000	34	Gam2Vel	1.7930	23000.	88	29209	No
152	GOM_NL__2PRFIN20071001_163906_000000462062_00098_29210_9731.N1	01-OCT-2007 16:39:06	Dark	46.000	161	Tau Pup	2.9310	4500.0	92	29210	No
153	GOM_NL__2PRFIN20071001_164030_000000472062_00098_29210_9732.N1	01-OCT-2007 16:40:30	Dark	46.500	2	Alp Car	-0.73600	7000.0	93	29210	No
154	GOM_NL__2PRFIN20071001_164950_000000392062_00098_29210_9733.N1	01-OCT-2007 16:49:50	Dark	38.500	143	Alp Hyi	2.8570	7200.0	77	29210	No
155	GOM_NL__2PRFIN20071001_165118_000000502062_00098_29210_9734.N1	01-OCT-2007 16:51:18	Dark	49.500	9	Alp Eri	0.45300	24000.	99	29210	No
156	GOM_NL__2PRFIN20071001_165640_000000412062_00098_29210_9735.N1	01-OCT-2007 16:56:40	Straylight	41.000	84	Alp Phe	2.3970	4500.0	82	29210	No
157	GOM_NL__2PRFIN20071001_170335_000000252062_00098_29210_9736.N1	01-OCT-2007 17:03:35	Straylight	25.000	52	16Bet Cet	2.0370	4500.0	50	29210	No
158	GOM_NL__2PRFIN20071001_171345_000000362062_00098_29210_9737.N1	01-OCT-2007 17:13:45	Bright	36.000	90	54Alp Peg	2.4870	11000.	72	29210	No
159	GOM_NL__2PRFIN20071001_171723_000000382062_00098_29210_9738.N1	01-OCT-2007 17:17:23	Bright	37.500	93	53Bet Peg	2.5200	3100.0	75	29210	No
160	GOM_NL__2PRFIN20071001_172648_000000372062_00098_29210_9739.N1	01-OCT-2007 17:26:48	Bright	36.500	74	11Bet Cas	2.2680	6600.0	73	29210	No

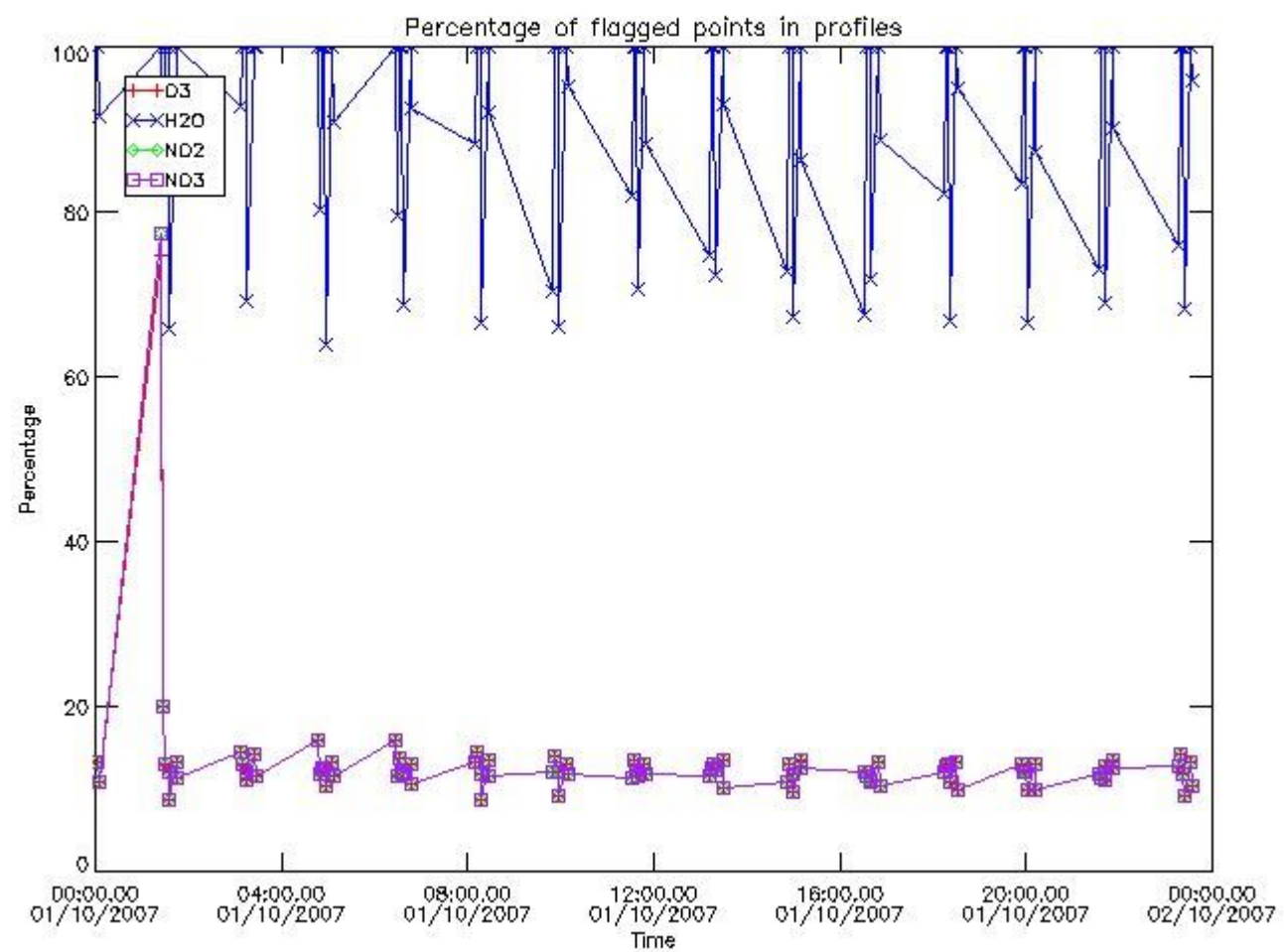
161	GOM_NL__2PRFIN20071001_173446_000000362062_00098_29210_9740.N1	01-OCT-2007 17:34:46	Bright	36.000	49	1Alp UMi	1.9900	6300.0	72	29210	No
162	GOM_NL__2PRFIN20071001_174243_000000352062_00098_29210_9741.N1	01-OCT-2007 17:42:43	Bright	34.500	36	50Alp UMa	1.8000	6300.0	69	29210	No
163	GOM_NL__2PRFIN20071001_174413_000000332062_00098_29210_9742.N1	01-OCT-2007 17:44:13	Bright	33.000	82	48Bet UMa	2.3650	10600.	66	29210	No
164	GOM_NL__2PRFIN20071001_175406_000000412062_00098_29210_9743.N1	01-OCT-2007 17:54:06	Bright	41.000	166	17Eps Leo	2.9800	6000.0	82	29210	No
165	GOM_NL__2PRFIN20071001_180340_000000452062_00098_29210_9744.N1	01-OCT-2007 18:03:40	Twilight	44.500	48	30Alp Hya	1.9770	4100.0	89	29210	No
166	GOM_NL__2PRFIN20071001_181321_000000432062_00098_29210_9745.N1	01-OCT-2007 18:13:21	Dark	42.500	65	Lam Vel	2.2040	4400.0	85	29210	No
167	GOM_NL__2PRFIN20071001_181557_000000402062_00098_29210_9746.N1	01-OCT-2007 18:15:57	Dark	40.000	34	Gam2Vel	1.7930	23000.	80	29210	No
168	GOM_NL__2PRFIN20071001_181943_000000432062_00099_29211_9744.N1	01-OCT-2007 18:19:43	Dark	43.000	161	Tau Pup	2.9310	4500.0	86	29211	No
169	GOM_NL__2PRFIN20071001_182107_000000472062_00099_29211_9745.N1	01-OCT-2007 18:21:07	Dark	47.000	2	Alp Car	-0.73600	7000.0	94	29211	No
170	GOM_NL__2PRFIN20071001_183027_000000392062_00099_29211_9746.N1	01-OCT-2007 18:30:27	Dark	38.500	143	Alp Hyi	2.8570	7200.0	77	29211	No
171	GOM_NL__2PRFIN20071001_183155_000000512062_00099_29211_9747.N1	01-OCT-2007 18:31:55	Dark	50.500	9	Alp Eri	0.45300	24000.	101	29211	No
172	GOM_NL__2PRFIN20071001_183716_000000442062_00099_29211_9748.N1	01-OCT-2007 18:37:16	Straylight	43.500	84	Alp Phe	2.3970	4500.0	87	29211	No
173	GOM_NL__2PRFIN20071001_184411_000000252062_00099_29211_9749.N1	01-OCT-2007 18:44:11	Straylight	25.000	52	16Bet Cet	2.0370	4500.0	50	29211	No
174	GOM_NL__2PRFIN20071001_185421_000000372062_00099_29211_9750.N1	01-OCT-2007 18:54:21	Bright	36.500	90	54Alp Peg	2.4870	11000.	73	29211	No
175	GOM_NL__2PRFIN20071001_185800_000000362062_00099_29211_9751.N1	01-OCT-2007 18:58:00	Bright	36.000	93	53Bet Peg	2.5200	3100.0	72	29211	No
176	GOM_NL__2PRFIN20071001_190724_000000382062_00099_29211_9752.N1	01-OCT-2007 19:07:24	Bright	38.000	74	11Bet Cas	2.2680	6600.0	76	29211	No
177	GOM_NL__2PRFIN20071001_191522_000000362062_00099_29211_9753.N1	01-OCT-2007 19:15:22	Bright	36.000	49	1Alp UMi	1.9900	6300.0	72	29211	No
178	GOM_NL__2PRFIN20071001_192319_000000342062_00099_29211_9754.N1	01-OCT-2007 19:23:19	Bright	34.000	36	50Alp UMa	1.8000	6300.0	68	29211	No
179	GOM_NL__2PRFIN20071001_192449_000000352062_00099_29211_9755.N1	01-OCT-2007 19:24:49	Bright	34.500	82	48Bet UMa	2.3650	10600.	69	29211	No
180	GOM_NL__2PRFIN20071001_193442_000000362062_00099_29211_9756.N1	01-OCT-2007 19:34:42	Bright	36.000	166	17Eps Leo	2.9800	6000.0	72	29211	No
181	GOM_NL__2PRFIN20071001_194417_000000462062_00099_29211_9757.N1	01-OCT-2007 19:44:17	Twilight	46.000	48	30Alp Hya	1.9770	4100.0	92	29211	No
182	GOM_NL__2PRFIN20071001_195357_000000402062_00099_29211_9758.N1	01-OCT-2007 19:53:57	Dark	39.500	65	Lam Vel	2.2040	4400.0	79	29211	No
183	GOM_NL__2PRFIN20071001_195633_000000432062_00099_29211_9759.N1	01-OCT-2007 19:56:33	Dark	42.500	34	Gam2Vel	1.7930	23000.	85	29211	No
184	GOM_NL__2PRFIN20071001_200020_000000422062_00100_29212_9763.N1	01-OCT-2007 20:00:20	Dark	42.000	161	Tau Pup	2.9310	4500.0	84	29212	No
185	GOM_NL__2PRFIN20071001_200144_000000572062_00100_29212_9764.N1	01-OCT-2007 20:01:44	Dark	57.000	2	Alp Car	-0.73600	7000.0	114	29212	No
186	GOM_NL__2PRFIN20071001_201103_000000402062_00100_29212_9765.N1	01-OCT-2007 20:11:03	Dark	39.500	143	Alp Hyi	2.8570	7200.0	79	29212	No
187	GOM_NL__2PRFIN20071001_201231_000000512062_00100_29212_9766.N1	01-OCT-2007 20:12:31	Dark	51.000	9	Alp Eri	0.45300	24000.	102	29212	No
188	GOM_NL__2PRFIN20071001_201752_000000442062_00100_29212_9767.N1	01-OCT-2007 20:17:52	Straylight	44.000	84	Alp Phe	2.3970	4500.0	88	29212	No
189	GOM_NL__2PRFIN20071001_202447_000000332062_00100_29212_9768.N1	01-OCT-2007 20:24:47	Straylight	33.000	52	16Bet Cet	2.0370	4500.0	66	29212	No
190	GOM_NL__2PRFIN20071001_203457_000000372062_00100_29212_9769.N1	01-OCT-2007 20:34:57	Bright	36.500	90	54Alp Peg	2.4870	11000.	73	29212	No
191	GOM_NL__2PRFIN20071001_203835_000000362062_00100_29212_9770.N1	01-OCT-2007 20:38:35	Bright	36.000	93	53Bet Peg	2.5200	3100.0	72	29212	No
192	GOM_NL__2PRFIN20071001_204759_000000382062_00100_29212_9771.N1	01-OCT-2007 20:47:59	Bright	38.000	74	11Bet Cas	2.2680	6600.0	76	29212	No
193	GOM_NL__2PRFIN20071001_205558_000000372062_00100_29212_9772.N1	01-OCT-2007 20:55:58	Bright	37.000	49	1Alp UMi	1.9900	6300.0	74	29212	No
194	GOM_NL__2PRFIN20071001_210355_000000372062_00100_29212_9773.N1	01-OCT-2007 21:03:55	Bright	36.500	36	50Alp UMa	1.8000	6300.0	73	29212	No
195	GOM_NL__2PRFIN20071001_210526_000000432062_00100_29212_9774.N1	01-OCT-2007 21:05:26	Bright	43.000	82	48Bet UMa	2.3650	10600.	86	29212	No
196	GOM_NL__2PRFIN20071001_211518_000000542062_00100_29212_9775.N1	01-OCT-2007 21:15:18	Bright	54.000	166	17Eps Leo	2.9800	6000.0	108	29212	No
197	GOM_NL__2PRFIN20071001_212453_000000472062_00100_29212_9776.N1	01-OCT-2007 21:24:53	Twilight	46.500	48	30Alp Hya	1.9770	4100.0	93	29212	No
198	GOM_NL__2PRFIN20071001_213433_000000432062_00100_29212_9777.N1	01-OCT-2007 21:34:33	Dark	43.000	65	Lam Vel	2.2040	4400.0	86	29212	No
199	GOM_NL__2PRFIN20071001_213710_000000452062_00100_29212_9778.N1	01-OCT-2007 21:37:10	Dark	45.000	34	Gam2Vel	1.7930	23000.	90	29212	No
200	GOM_NL__2PRFIN20071001_214056_000000442062_00101_29213_9774.N1	01-OCT-2007 21:40:56	Dark	43.500	161	Tau Pup	2.9310	4500.0	87	29213	No
201	GOM_NL__2PRFIN20071001_214220_000000462062_00101_29213_9775.N1	01-OCT-2007 21:42:20	Dark	45.500	2	Alp Car	-0.73600	7000.0	91	29213	No
202	GOM_NL__2PRFIN20071001_215139_000000382062_00101_29213_9776.N1	01-OCT-2007 21:51:39	Dark	37.500	143	Alp Hyi	2.8570	7200.0	75	29213	No
203	GOM_NL__2PRFIN20071001_215307_000000412062_00101_29213_9777.N1	01-OCT-2007 21:53:07	Dark	40.500	9	Alp Eri	0.45300	24000.	81	29213	No
204	GOM_NL__2PRFIN20071001_215828_000000412062_00101_29213_9778.N1	01-OCT-2007 21:58:28	Straylight	40.500	84	Alp Phe	2.3970	4500.0	81	29213	No
205	GOM_NL__2PRFIN20071001_220523_000000332062_00101_29213_9779.N1	01-OCT-2007 22:05:23	Straylight	33.000	52	16Bet Cet	2.0370	4500.0	66	29213	No
206	GOM_NL__2PRFIN20071001_221533_000000372062_00101_29213_9780.N1	01-OCT-2007 22:15:33	Bright	36.500	90	54Alp Peg	2.4870	11000.	73	29213	No
207	GOM_NL__2PRFIN20071001_221911_000000382062_00101_29213_9781.N1	01-OCT-2007 22:19:11	Bright	38.000	93	53Bet Peg	2.5200	3100.0	76	29213	No
208	GOM_NL__2PRFIN20071001_222835_000000392062_00101_29213_9782.N1	01-OCT-2007 22:28:35	Bright	38.500	74	11Bet Cas	2.2680	6600.0	77	29213	No
209	GOM_NL__2PRFIN20071001_223633_000000362062_00101_29213_9783.N1	01-OCT-2007 22:36:33	Bright	36.000	49	1Alp UMi	1.9900	6300.0	72	29213	No
210	GOM_NL__2PRFIN20071001_224431_000000522062_00101_29213_9784.N1	01-OCT-2007 22:44:31	Bright	52.000	36	50Alp UMa	1.8000	6300.0	104	29213	No
211	GOM_NL__2PRFIN20071001_224602_000000352062_00101_29213_9785.N1	01-OCT-2007 22:46:02	Bright	34.500	82	48Bet UMa	2.3650	10600.	69	29213	No
212	GOM_NL__2PRFIN20071001_225554_000000352062_00101_29213_9786.N1	01-OCT-2007 22:55:54	Bright	34.500	166	17Eps Leo	2.9800	6000.0	69	29213	No
213	GOM_NL__2PRFIN20071001_230529_000000502062_00101_29213_9787.N1	01-OCT-2007 23:05:29	Twilight	49.500	48	30Alp Hya	1.9770	4100.0	99	29213	No
214	GOM_NL__2PRFIN20071001_231510_000000402062_00101_29213_9788.N1	01-OCT-2007 23:15:10	Dark	40.000	65	Lam Vel	2.2040	4400.0	80	29213	No
215	GOM_NL__2PRFIN20071001_231746_000000402062_00101_29213_9789.N1	01-OCT-2007 23:17:46	Dark	39.500	34	Gam2Vel	1.7930	23000.	79	29213	No
216	GOM_NL__2PRFIN20071001_232133_000000432062_00102_29214_9792.N1	01-OCT-2007 23:21:33	Dark	43.000	161	Tau Pup	2.9310	4500.0	86	29214	No
217	GOM_NL__2PRFIN20071001_232257_000000562062_00102_29214_9793.N1	01-OCT-2007 23:22:57	Dark	55.500	2	Alp Car	-0.73600	7000.0	111	29214	No
218	GOM_NL__2PRFIN20071001_233216_000000392062_00102_29214_9794.N1	01-OCT-2007 23:32:16	Dark	38.500	143	Alp Hyi	2.8570	7200.0	77	29214	No
219	GOM_NL__2PRFIN20071001_233343_000000502062_00102_29214_9795.N1	01-OCT-2007 23:33:43	Dark	49.500	9	Alp Eri	0.45300	24000.	99	29214	No

220	GOM_NL__2PRFIN20071001_233904_000000412062_00102_29214_9796.N1	01-OCT-2007 23:39:04	Straylight	40.500	84	Alp Phe	2.3970	4500.0	81	29214	No
221	GOM_NL__2PRFIN20071001_234559_000000402062_00102_29214_9797.N1	01-OCT-2007 23:45:59	Straylight	40.000	52	16Bet Cet	2.0370	4500.0	80	29214	No
222	GOM_NL__2PRFIN20071001_235609_000000372062_00102_29214_9798.N1	01-OCT-2007 23:56:09	Bright	36.500	90	54Alp Peg	2.4870	11000.	73	29214	No
223	GOM_NL__2PRFIN20071001_235947_000000392062_00102_29214_9799.N1	01-OCT-2007 23:59:47	Bright	38.500	93	53Bet Peg	2.5200	3100.0	77	29214	No

3. Quality information per product

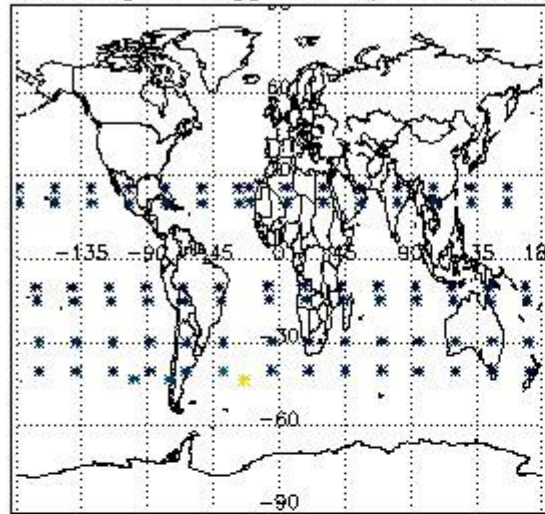
In this section it is plotted some information contained in the Quality Summary data set of the level 2 products. Only products in dark limb conditions and without errors (error flag in the MPH set to "0") are used.

3.1 Plot quality information per product (time dependant)

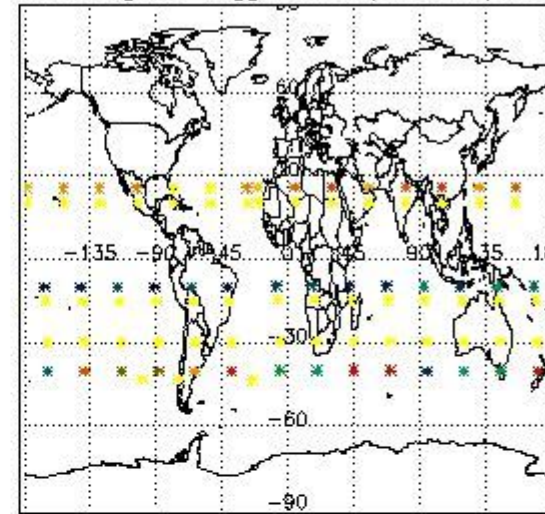


3.2 Plot quality information per product (world map)

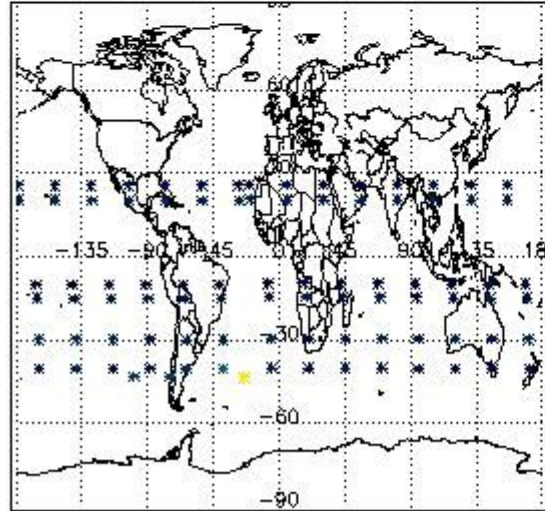
Percentage of flagged data per O3 profile



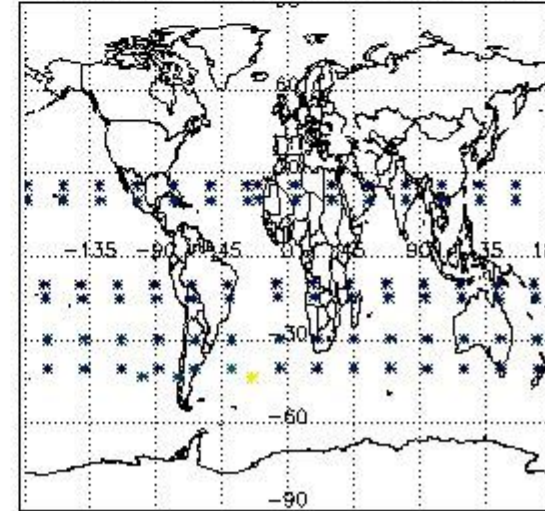
Percentage of flagged data per H2O profile



Percentage of flagged data per NO2 profile



Percentage of flagged data per NO3 profile

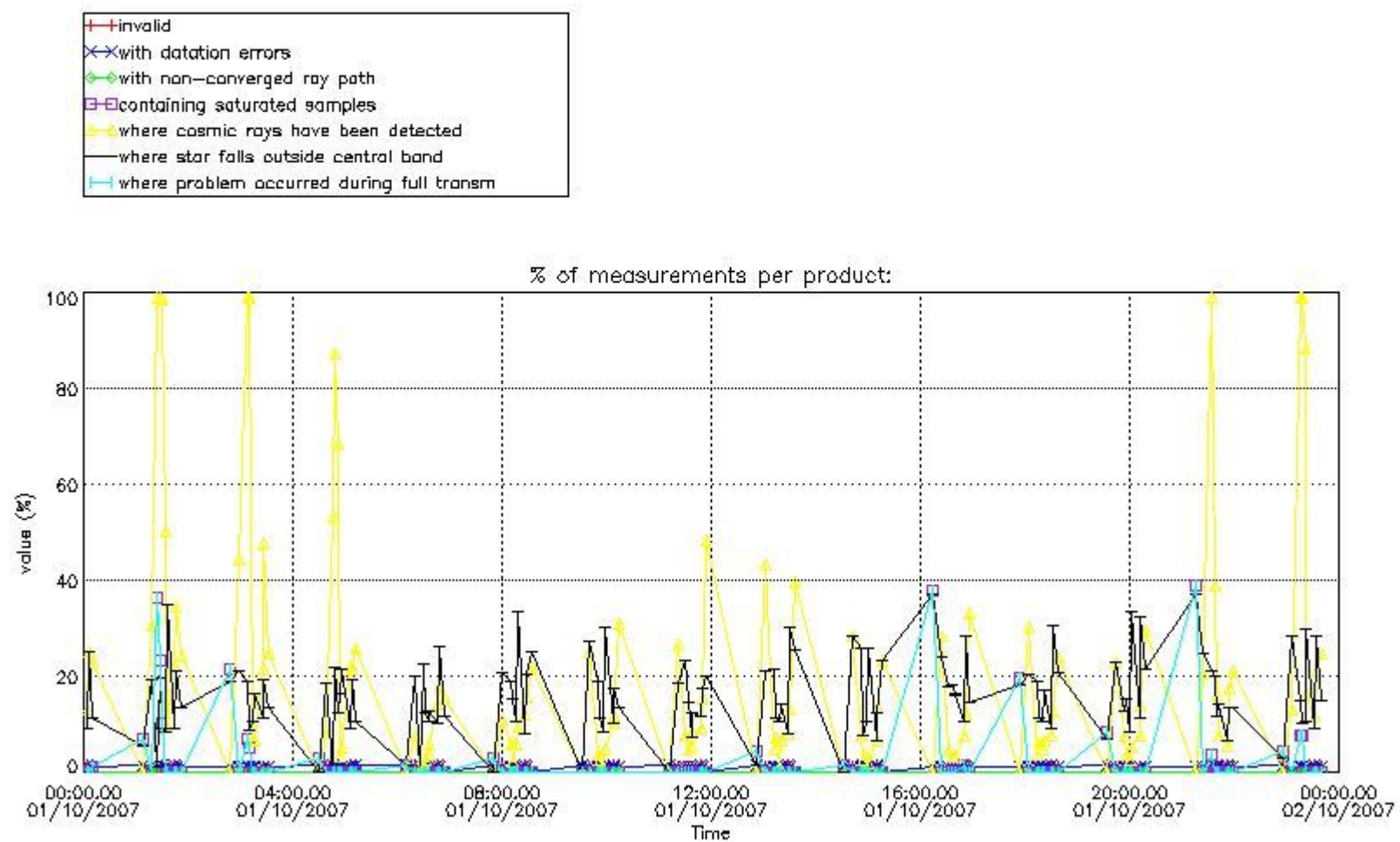


4. Level 1 quality information per product

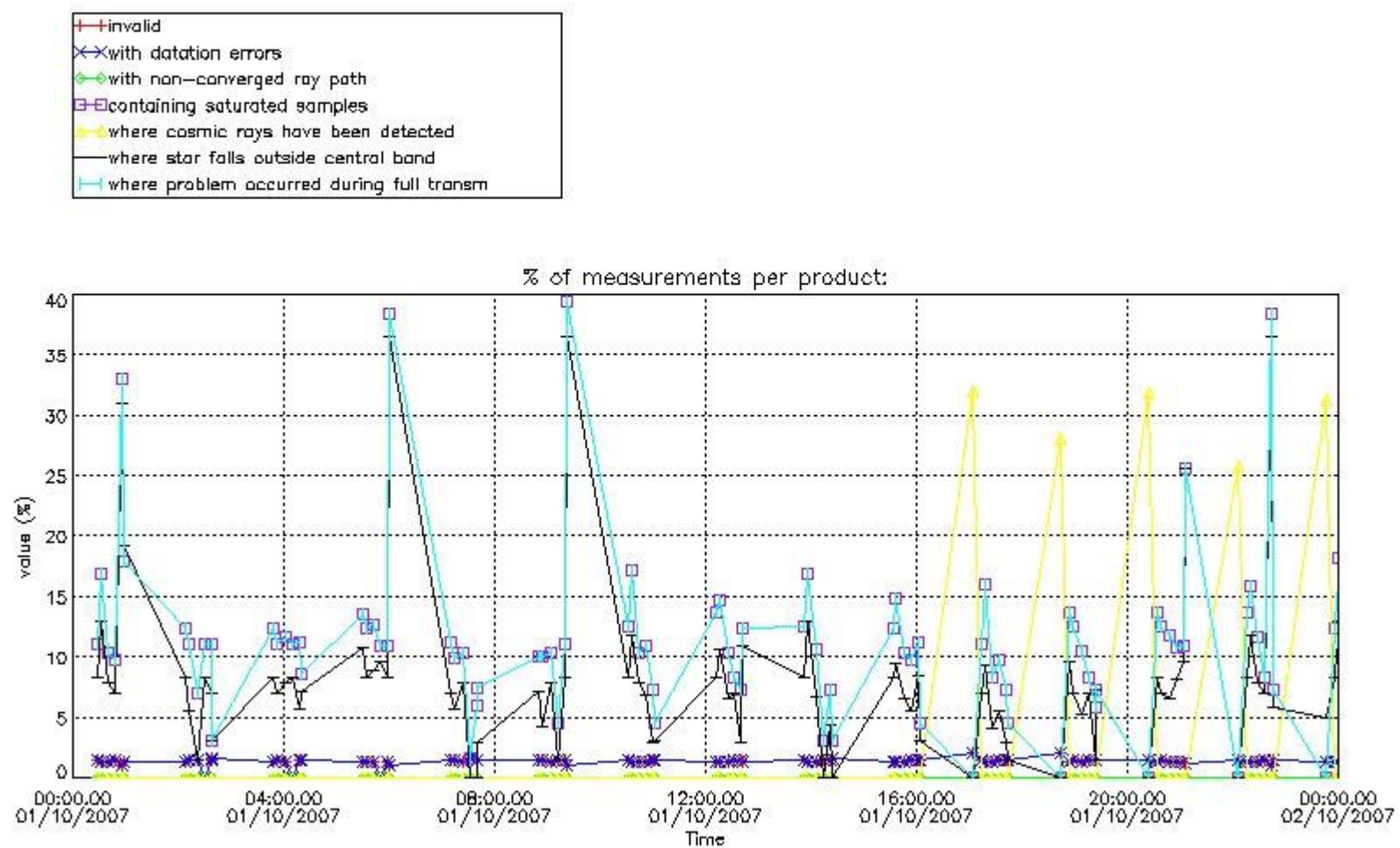
In this section it is plotted some information contained in the Quality Summary data set of the level 2 products that comes from the level 1b processing. Products without errors (error flag in the MPH set to "0") are used.

4.1 Plot quality information per product (time dependant) coming from level 1b processing

4.1.1 Plot level 1 quality information per product (time dependant): ENVISAT ASCENDING passes



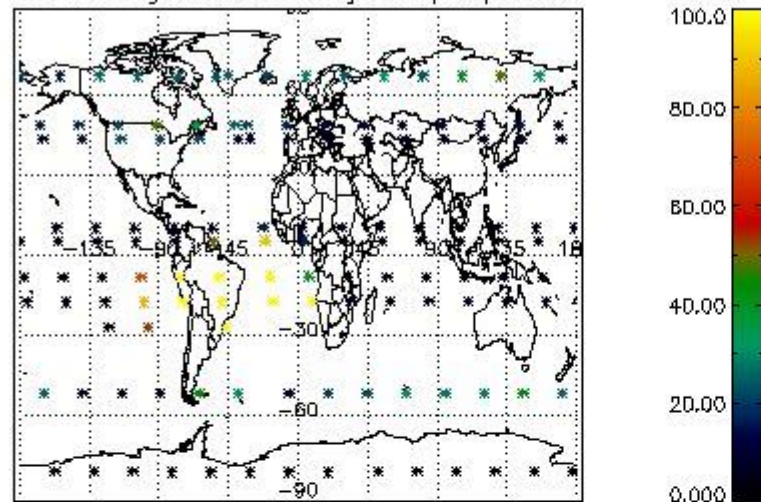
4.1.2 Plot level 1 quality information per product (time dependant): ENVI SAT DESCENDING passes



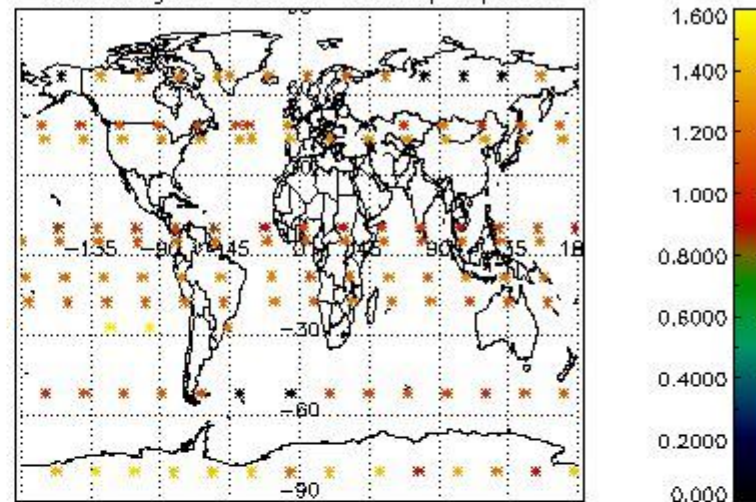
4.2 Plot quality information per product coming from level 1b processing (world map)

4.2.1 Plot level 1 quality information per product (world map): ENVISAT ASCENDING passes

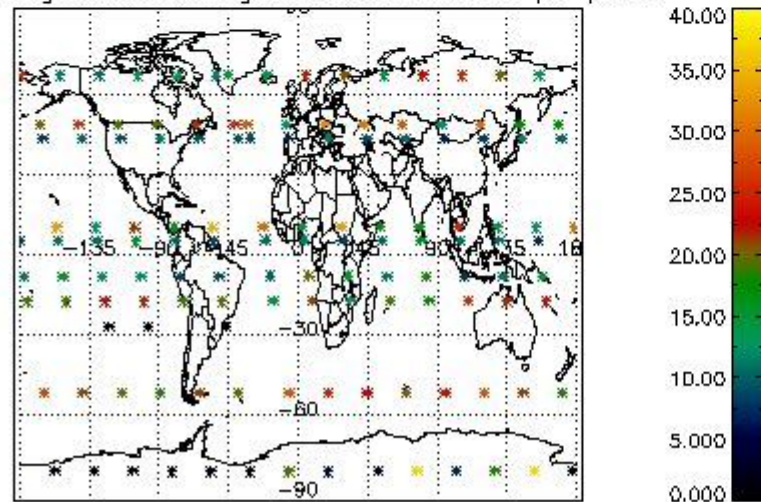
Percentage of cosmic ray hits per profile



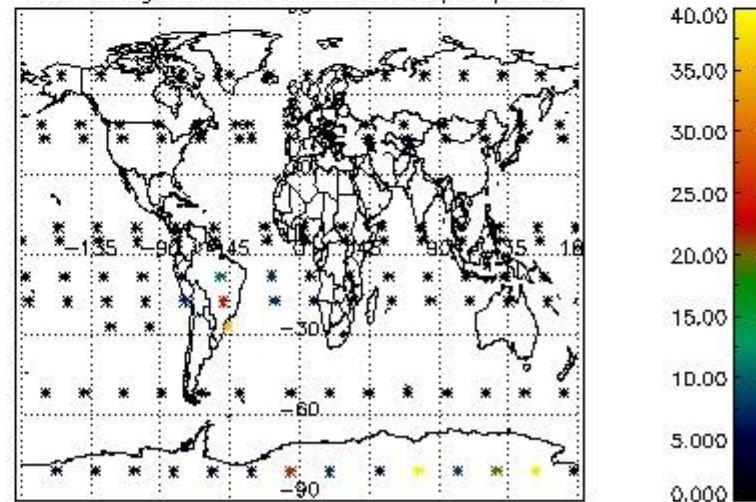
Percentage of datation errors per profile



Percentage of star falling outside central band per profile

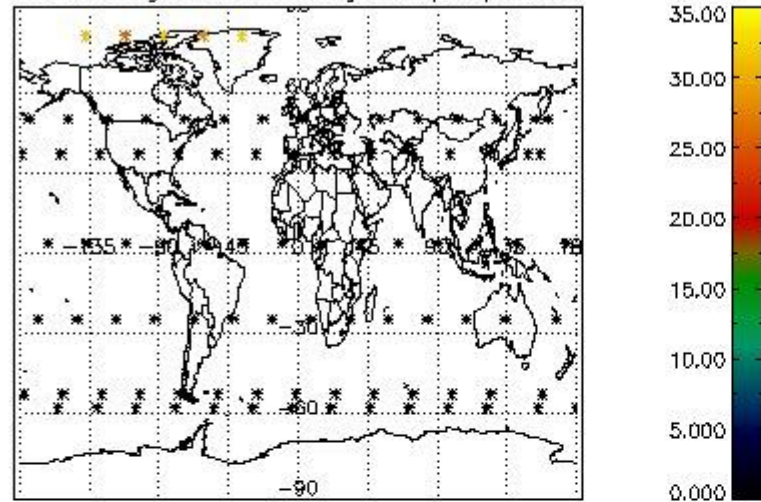


Percentage of saturation errors per profile

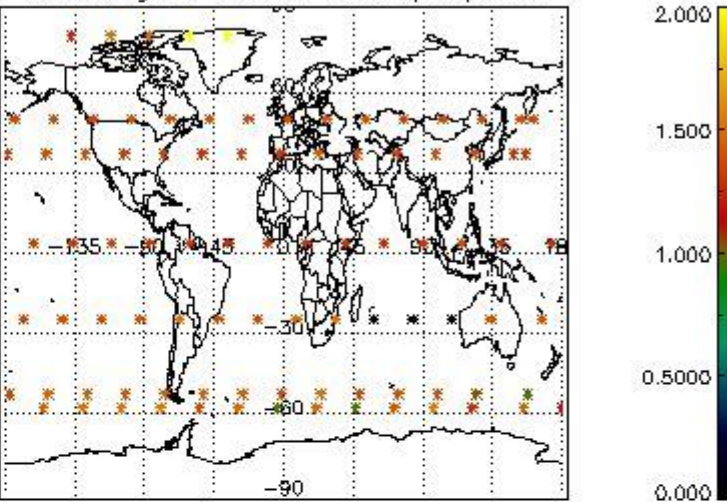


4.2.2 Plot level 1 quality information per product (world map): ENVISAT DESCENDING passes

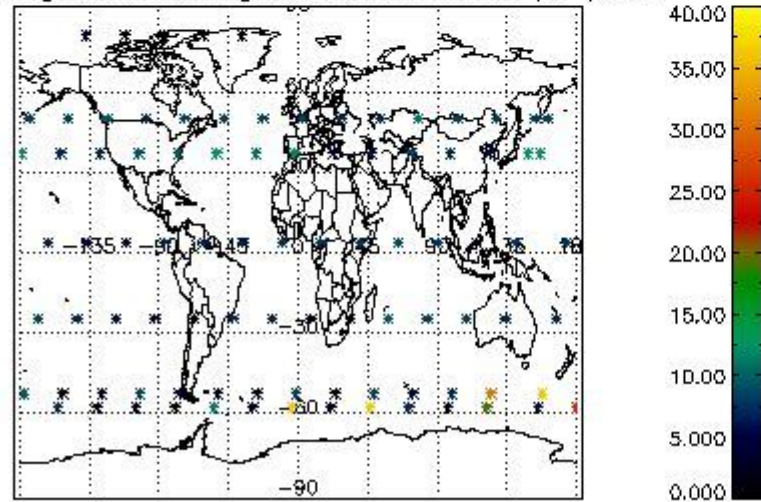
Percentage of cosmic ray hits per profile



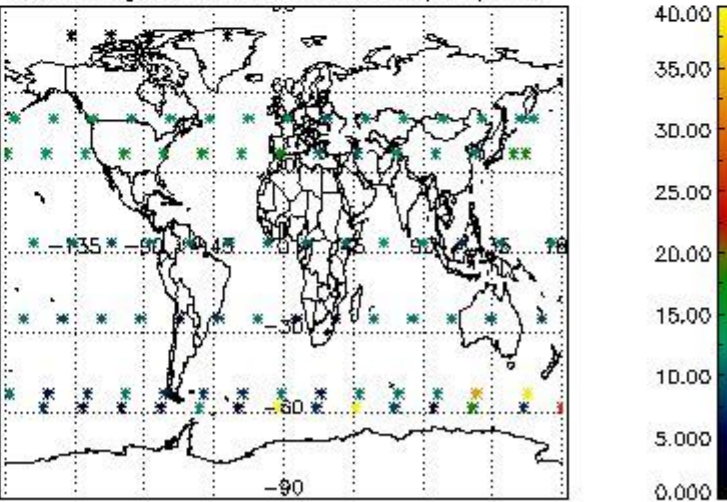
Percentage of datation errors per profile



Percentage of star falling outside central band per profile



Percentage of saturation errors per profile



5. Trace gas profiles

5.1 Ozone statistics based on quality of products

The final quality of the products can be "measured" using the STD (Standard Deviation) attached to every point profile. This information is written to the parameter GOM_NL__2P/NL_LOCAL_SPECIES_DENSITY/o3_std of the level 2 products. The table below shows the statistics for given STD ranges.

The statistics are given with respect to the overall valid production:

- Products without fatal errors: GOM_NL__2P/MPH/PRODUCT_ERR=0
- Valid point profile: GOM_NL__2P/NL_LOCAL_SPECIES_DENSITY/pcd(0)=0

The 'Criteria' is applied to valid points of dark limb products:

- Products in dark limb illumination condition: GOM_NL__2P/NL_SUMMARY_QUALITY/obs_ill_cond=0
- Products without fatal errors: GOM_NL__2P/MPH/PRODUCT_ERR=0
- Valid point profile: GOM_NL__2P/NL_LOCAL_SPECIES_DENSITY/pcd(0)=0

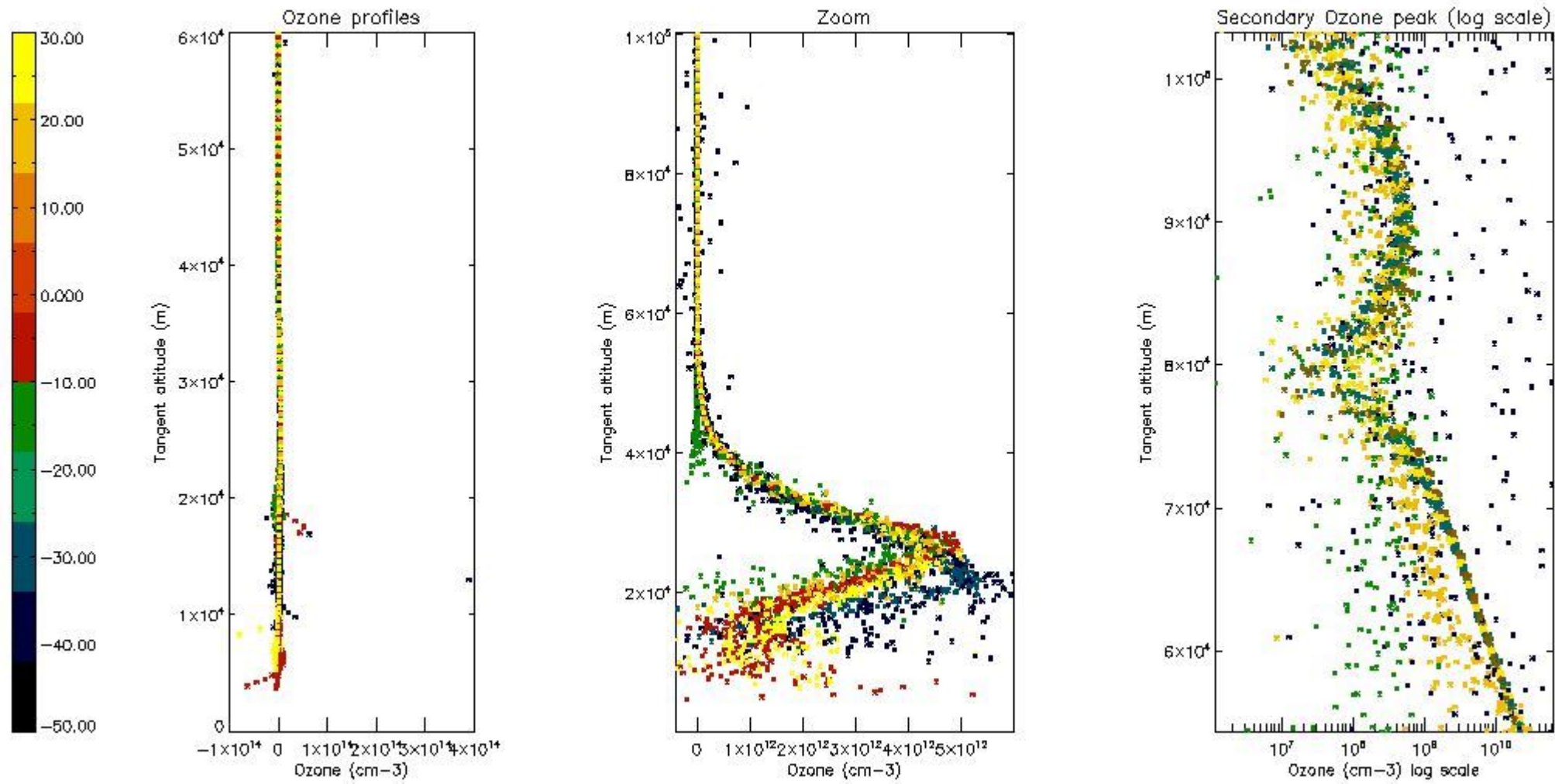
So, the table below shows the percentage of dark limb and valid observations for each criteria with respect to the overall valid daily observations.

Criteria	% of total production
All STD	44
STD < 20	23

STD < 10	17
STD < 5	12

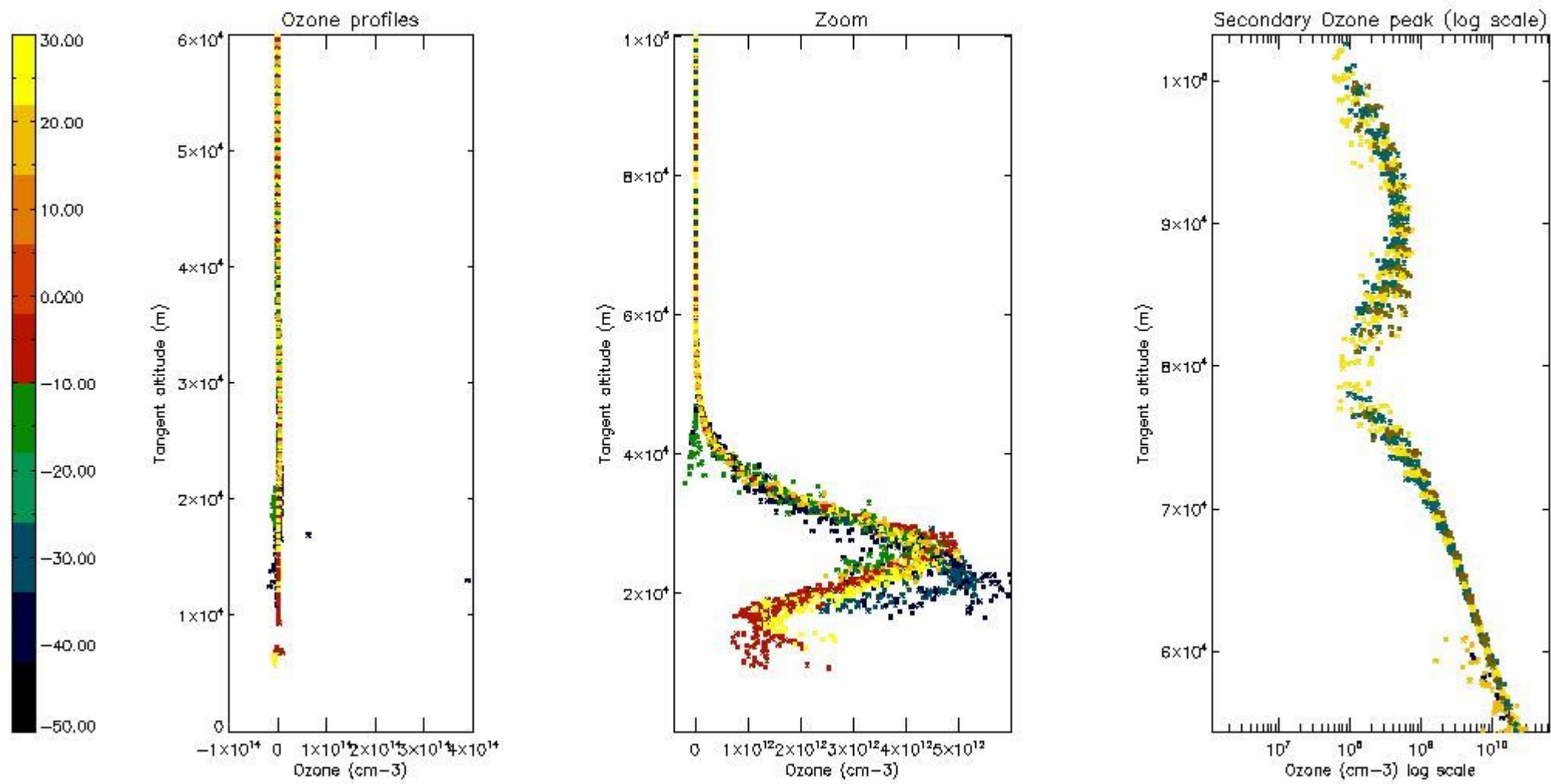
5.2 Plot ozone profiles for all STD (dark without errors)

The colorbar represents the latitude.



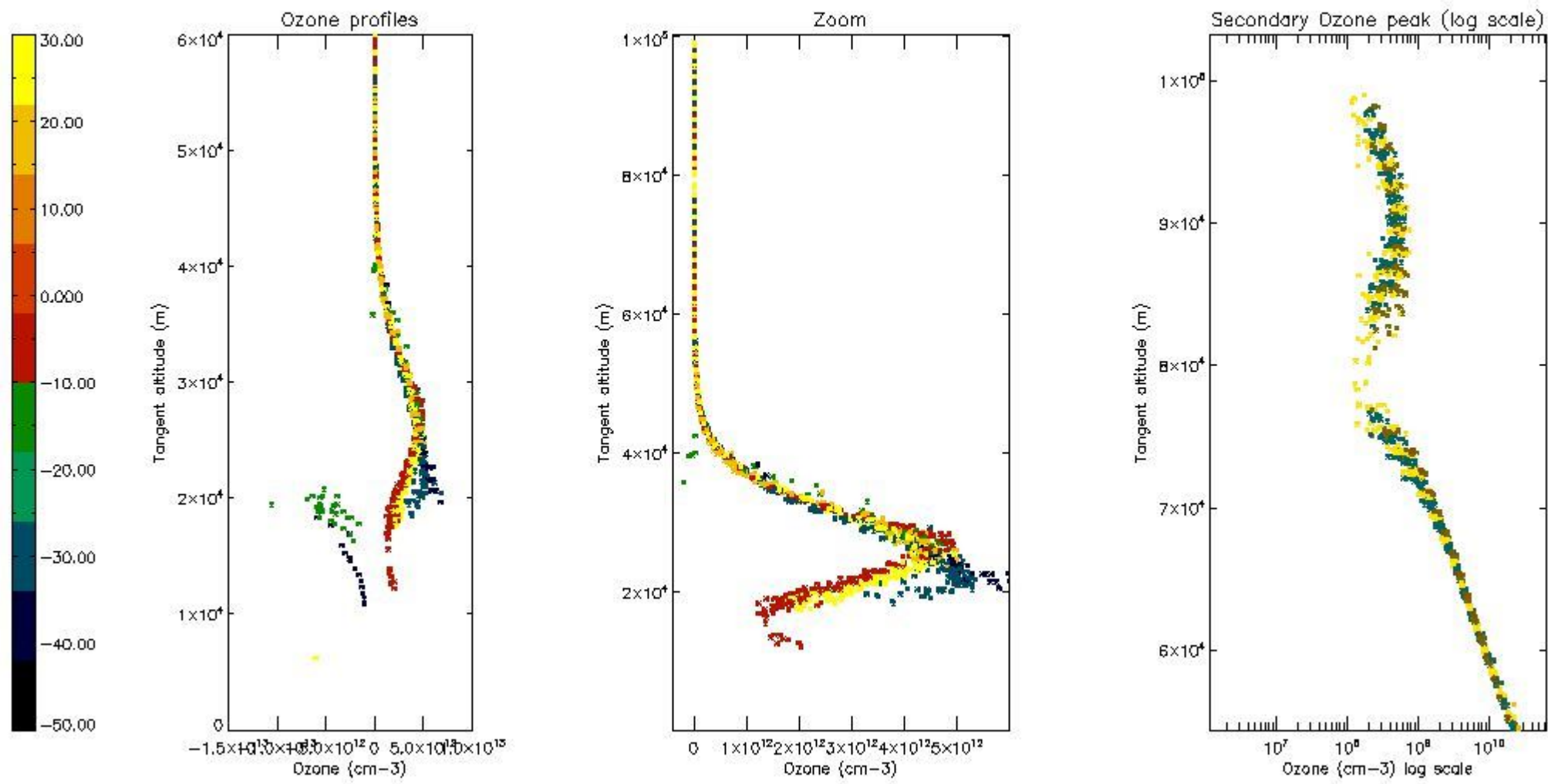
5.3 Plot ozone profiles where STD < 20% (dark without errors)

The colorbar represents the latitude.



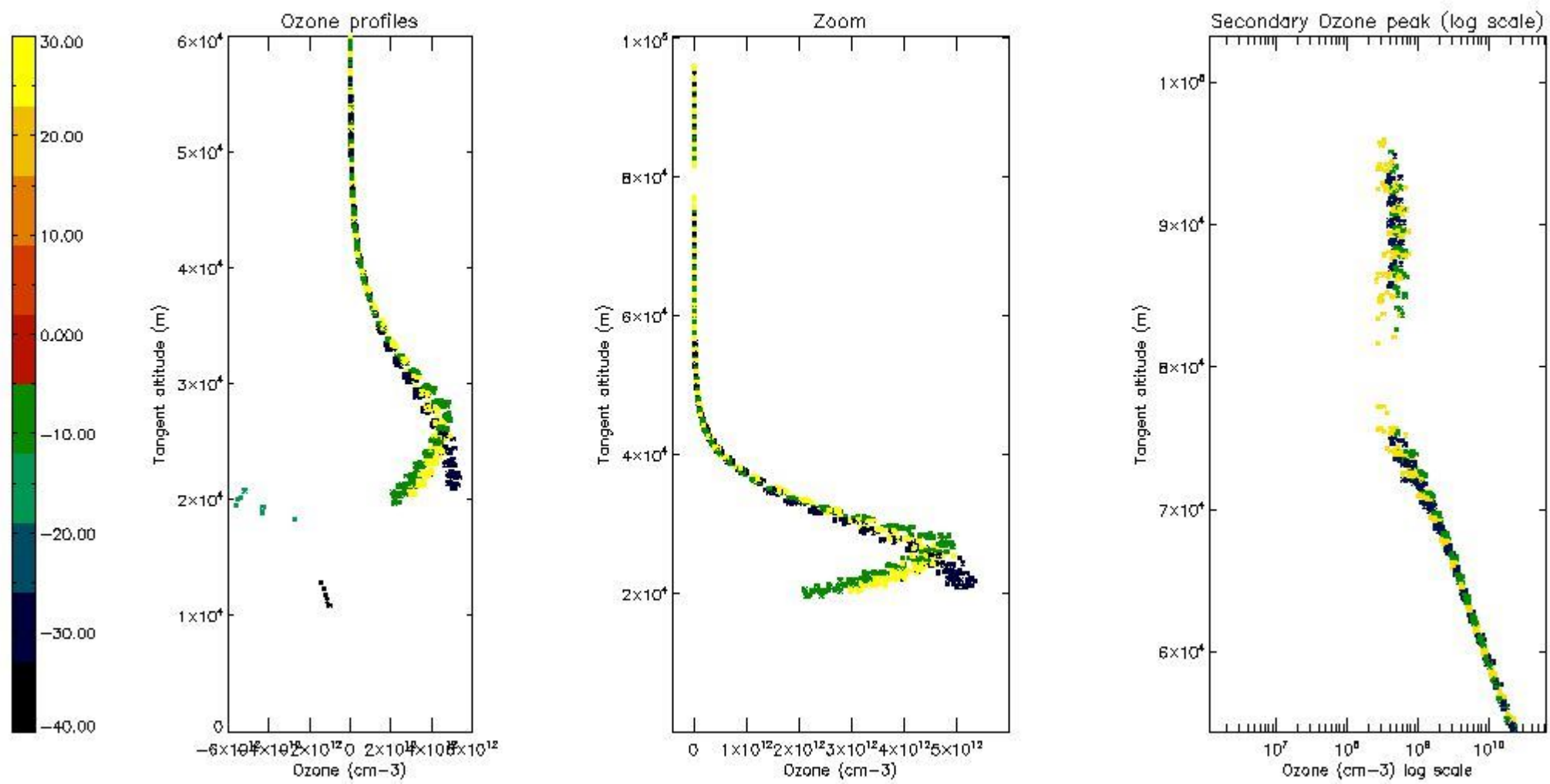
5.4 Plot ozone profiles where $STD < 10\%$ (dark without errors)

The colorbar represents the latitude.



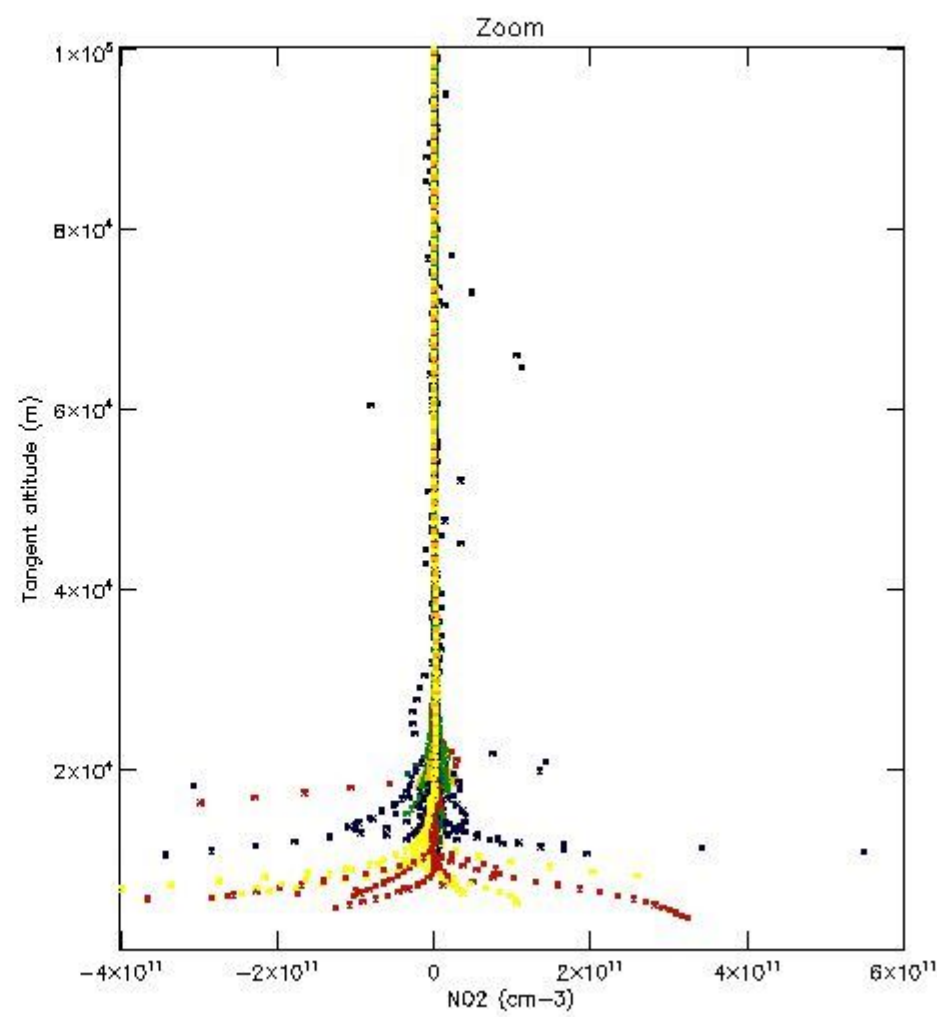
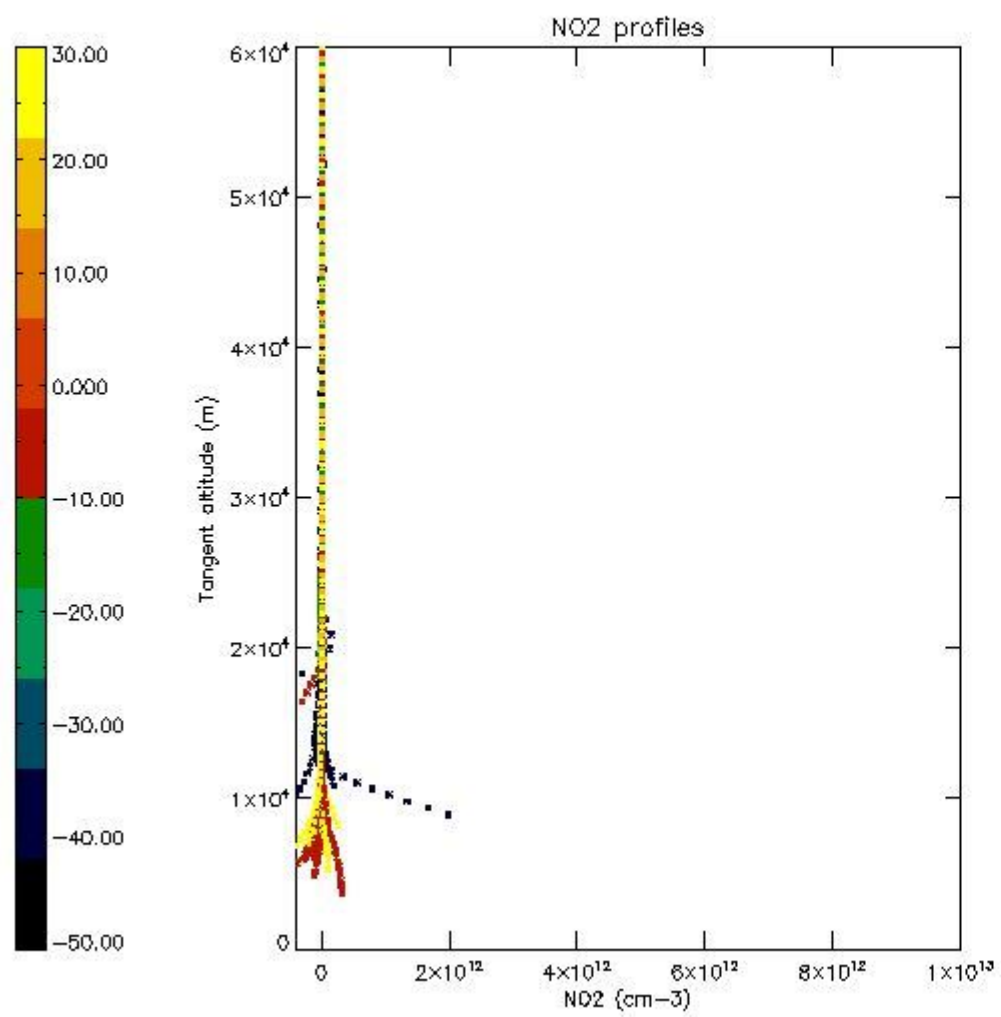
5.5 Plot ozone profiles where STD < 5% (dark without errors)

The colorbar represents the latitude.



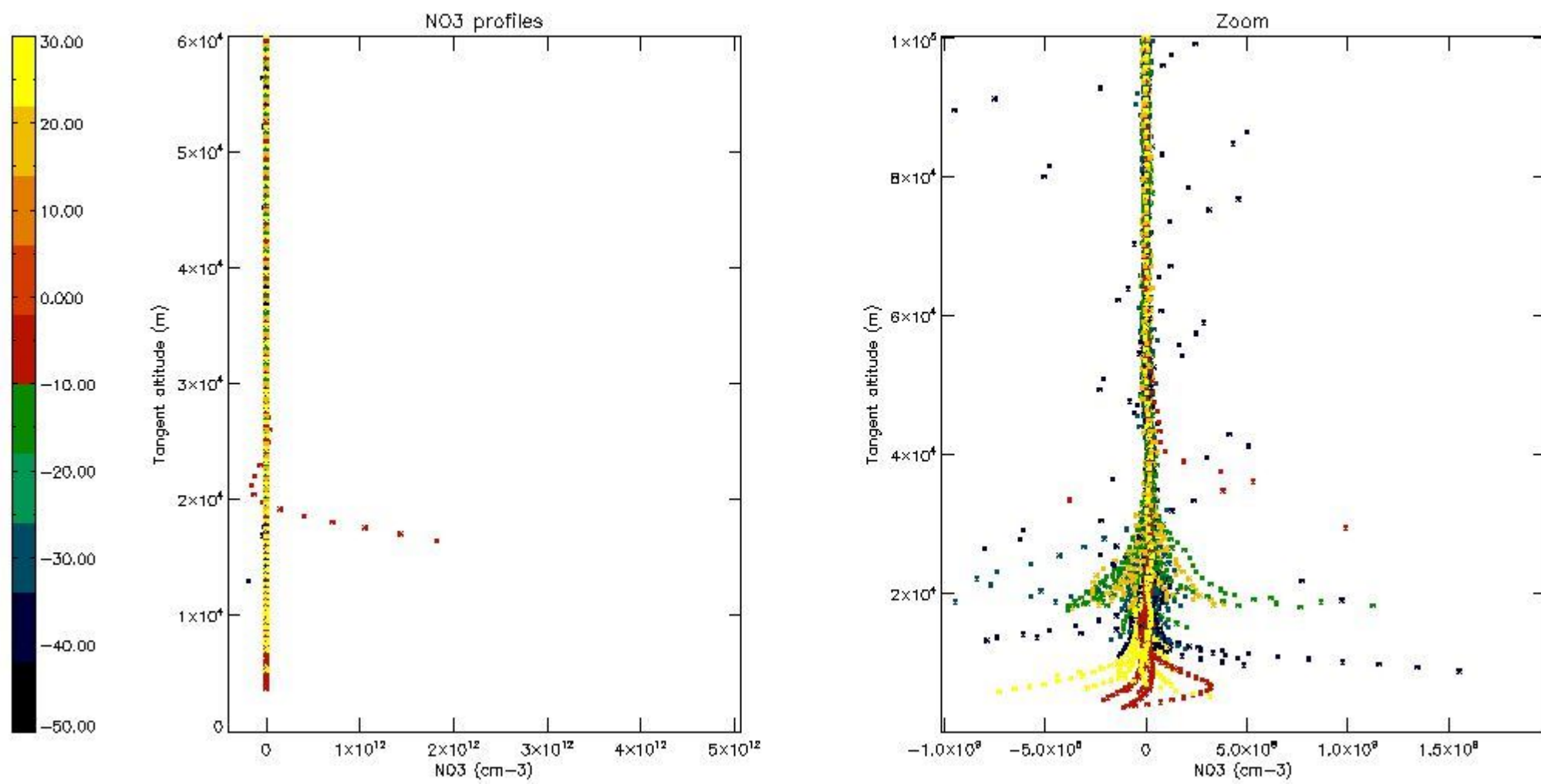
5.6 Plot NO₂ profiles for all STD (dark without errors)

The colorbar represents the latitude.



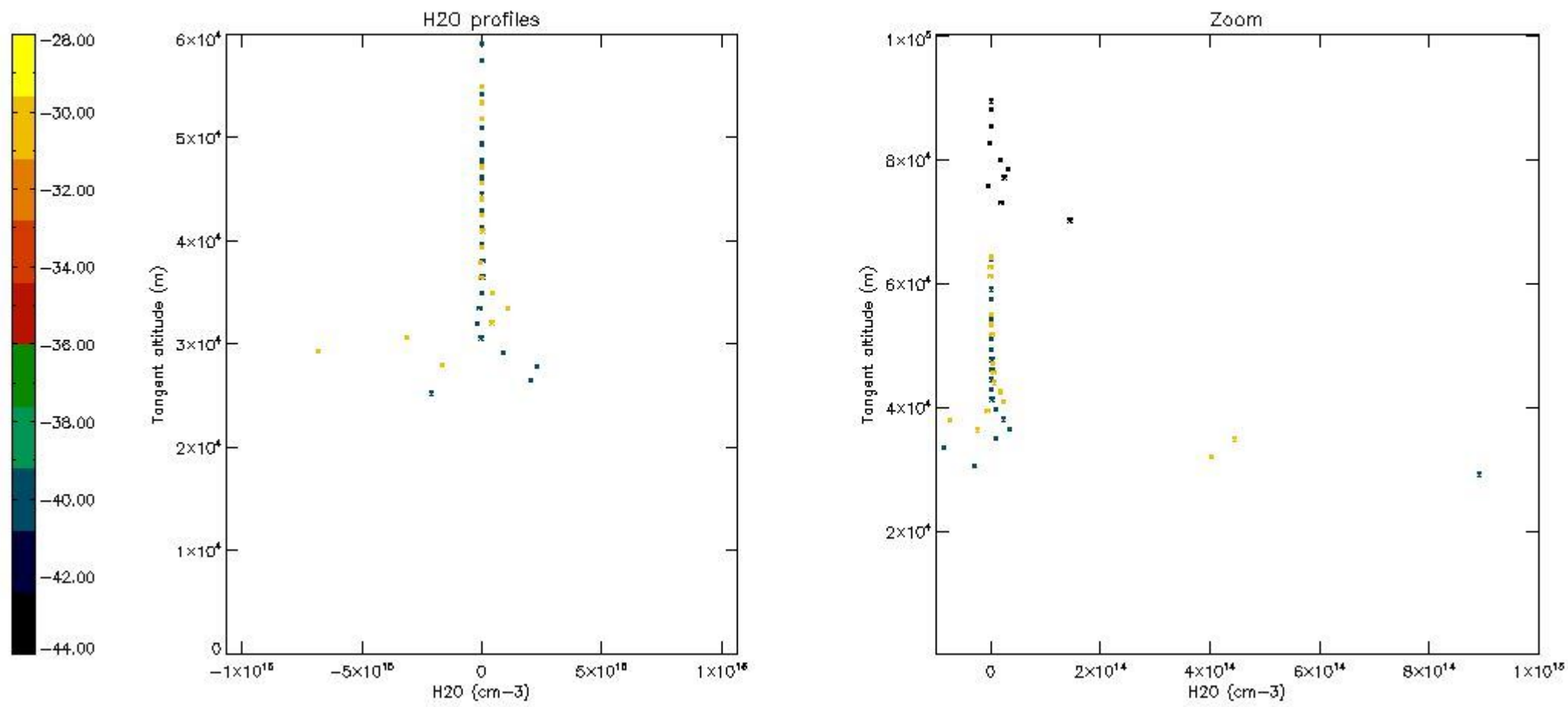
5.7 Plot NO3 profiles for all STD (dark without errors)

The colorbar represents the latitude.



5.8 Plot H2O profiles for all STD (only for occultations of stars 1,2,3,4,13,14,16,26,63 dark without errors)

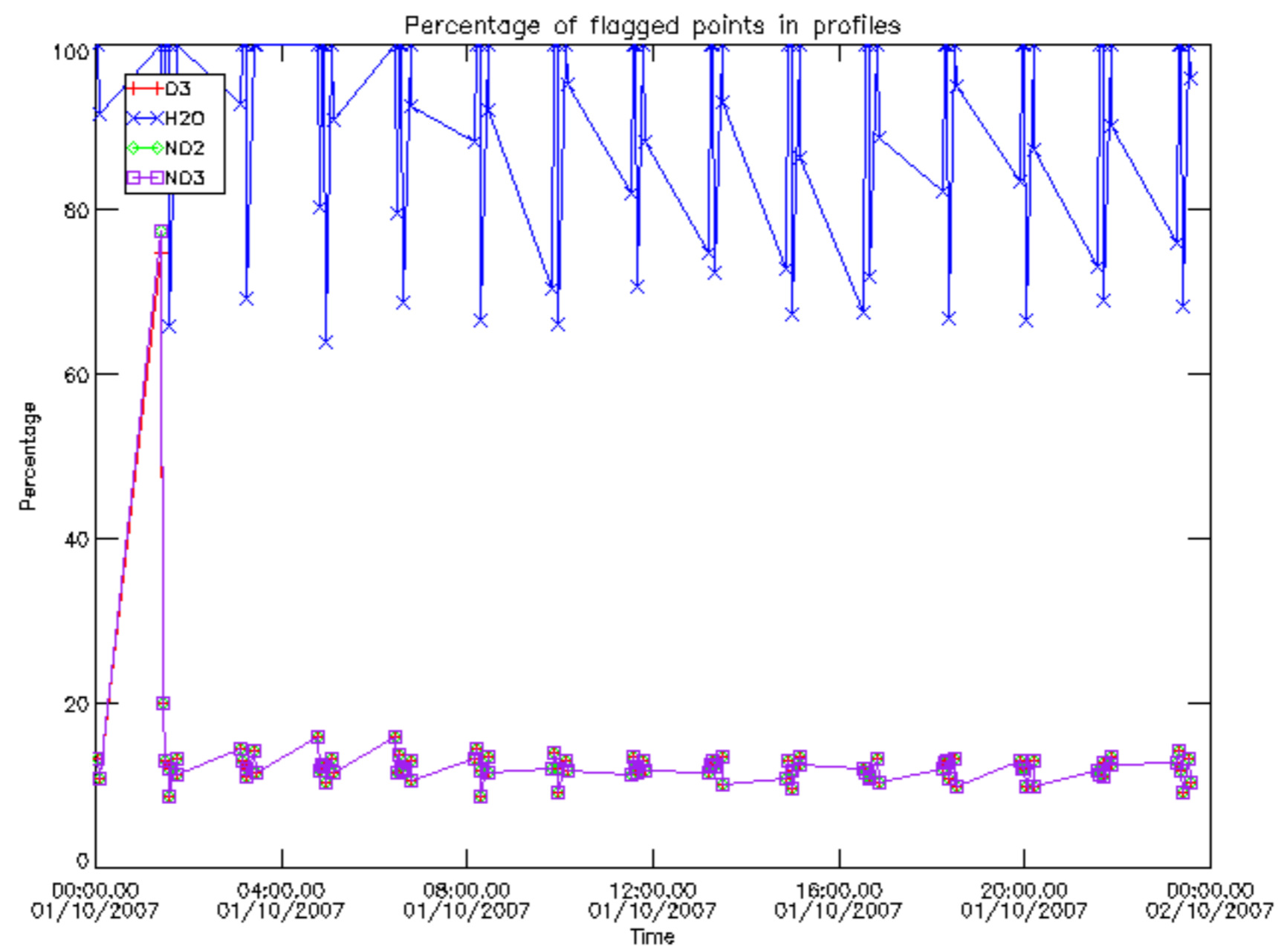
The colorbar represents the latitude.



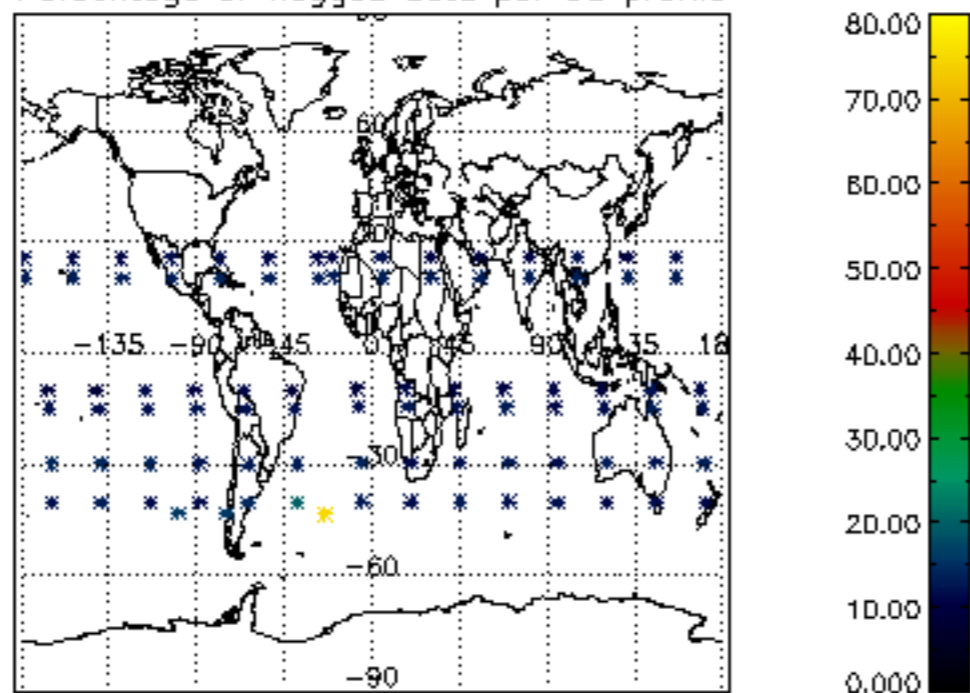
6. Auxiliary Data Files used for the production reported in section 2

The number reported in the third column indicates since which file (see list in section 2) the corresponding auxiliary file has been used. The fourth column is the date of those product files.

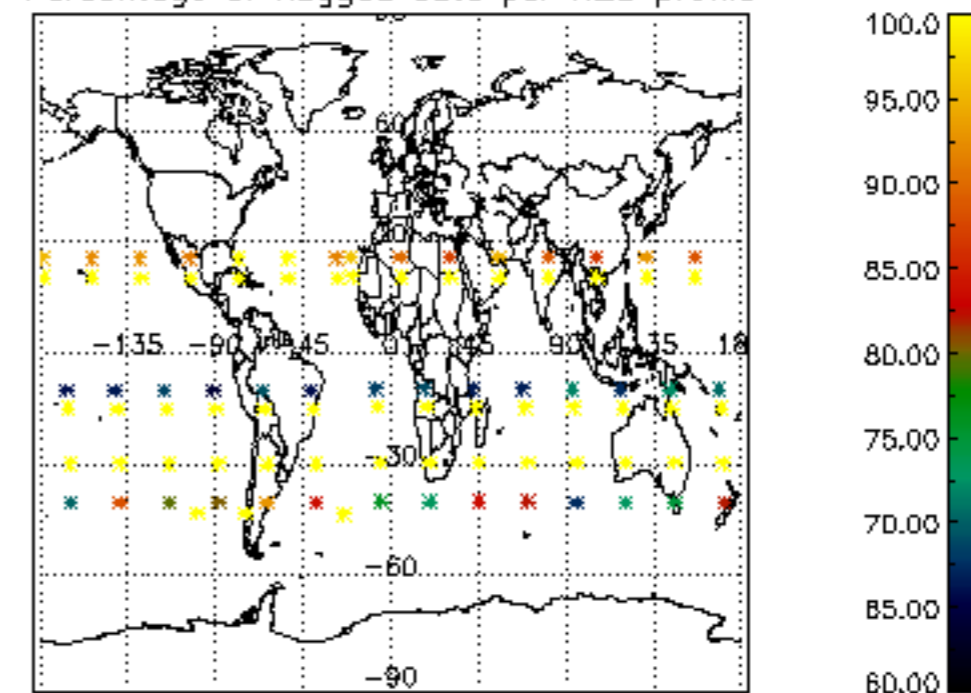
Type	Auxiliary Filename	Used since product	Used since product date
INST_PHYS_CHARACTERISTICS	GOM_INS_AXVIEC20091111_143220_20030716_120000_20500101_000000	1	01-OCT-2007 00:03:47
LEVEL-2_PROC_CONFIG	GOM_PR2_AXVIEC20091111_152718_20020301_000000_20500101_000000	1	01-OCT-2007 00:03:47
CROSS_SECTIONS_FILE	GOM_CRS_AXVIEC20091111_154832_20020301_000000_20500101_000000	1	01-OCT-2007 00:03:47



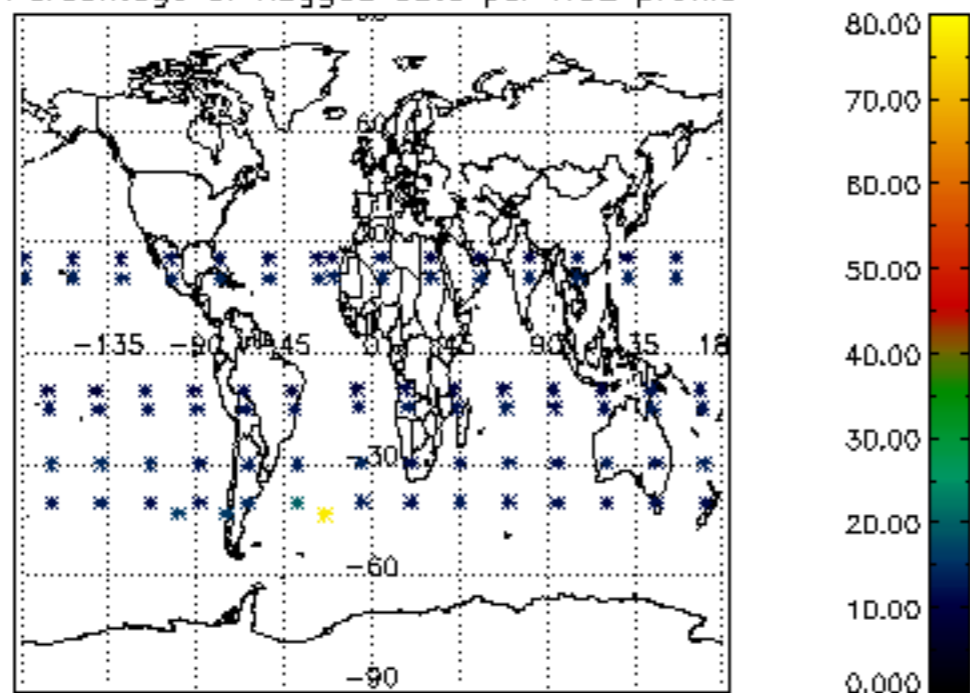
Percentage of flagged data per D3 profile



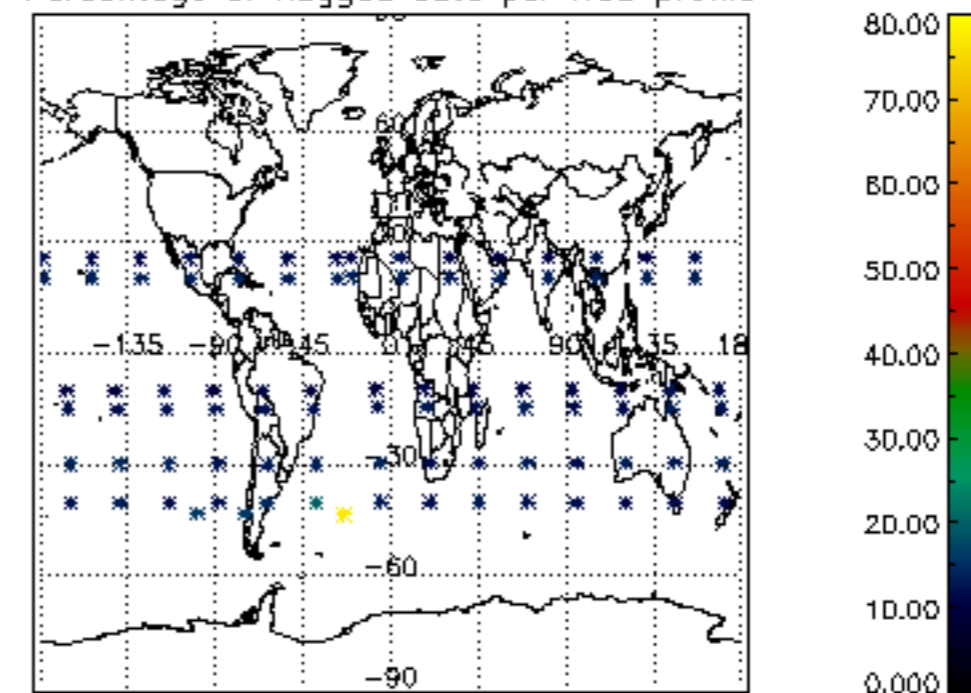
Percentage of flagged data per H2O profile

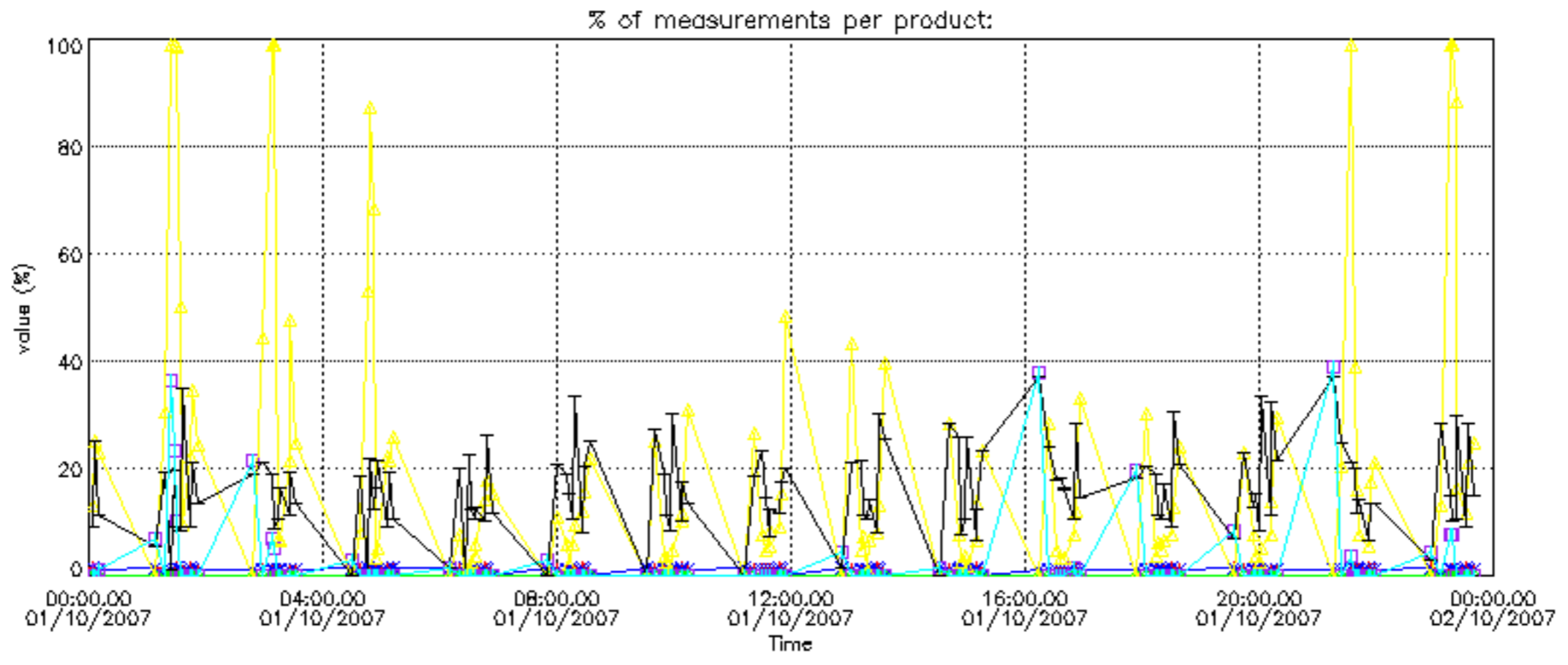


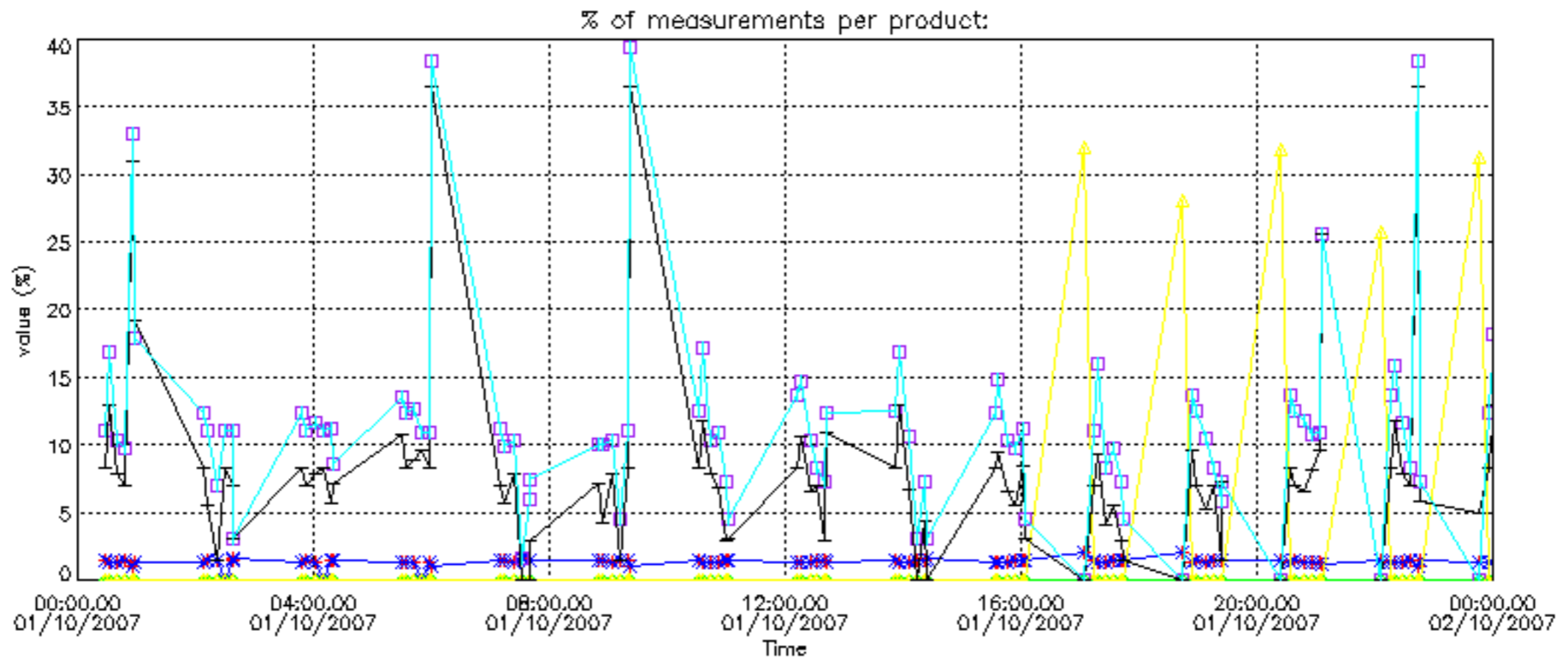
Percentage of flagged data per NO2 profile



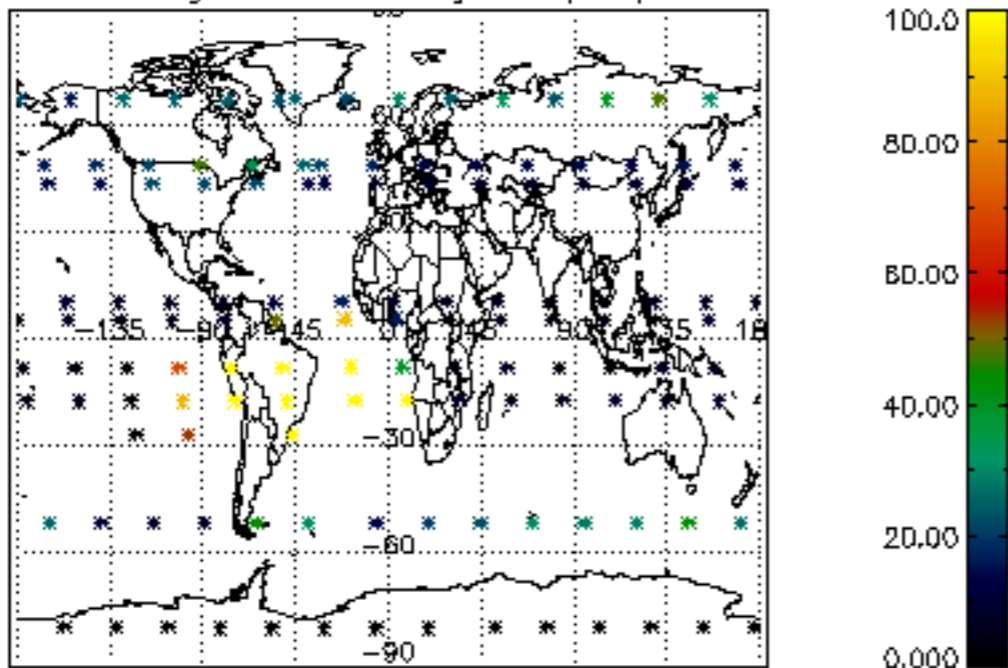
Percentage of flagged data per NO3 profile



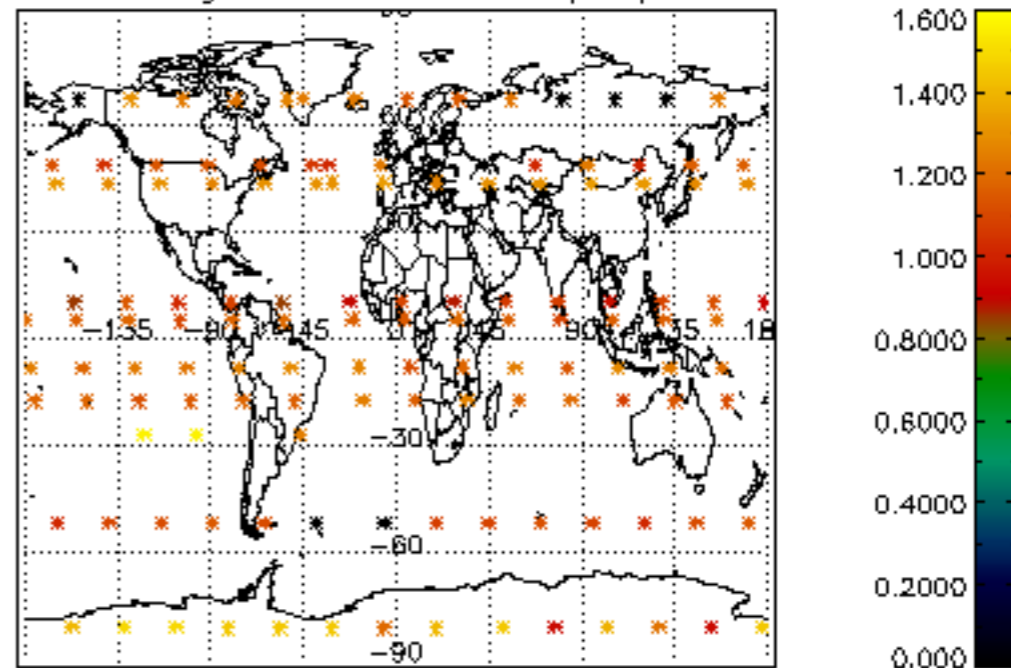




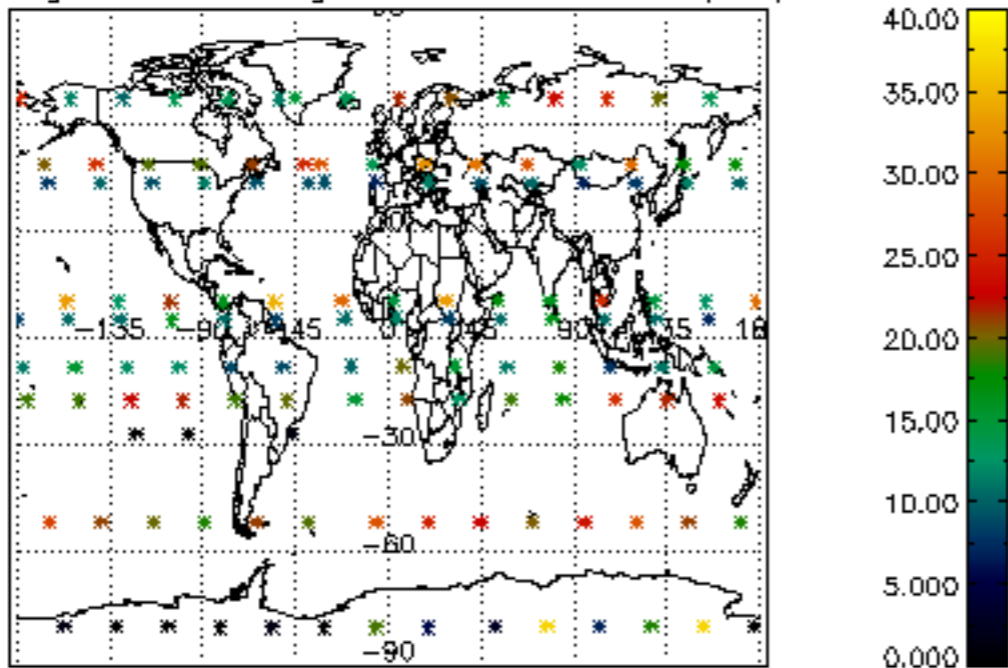
Percentage of cosmic ray hits per profile



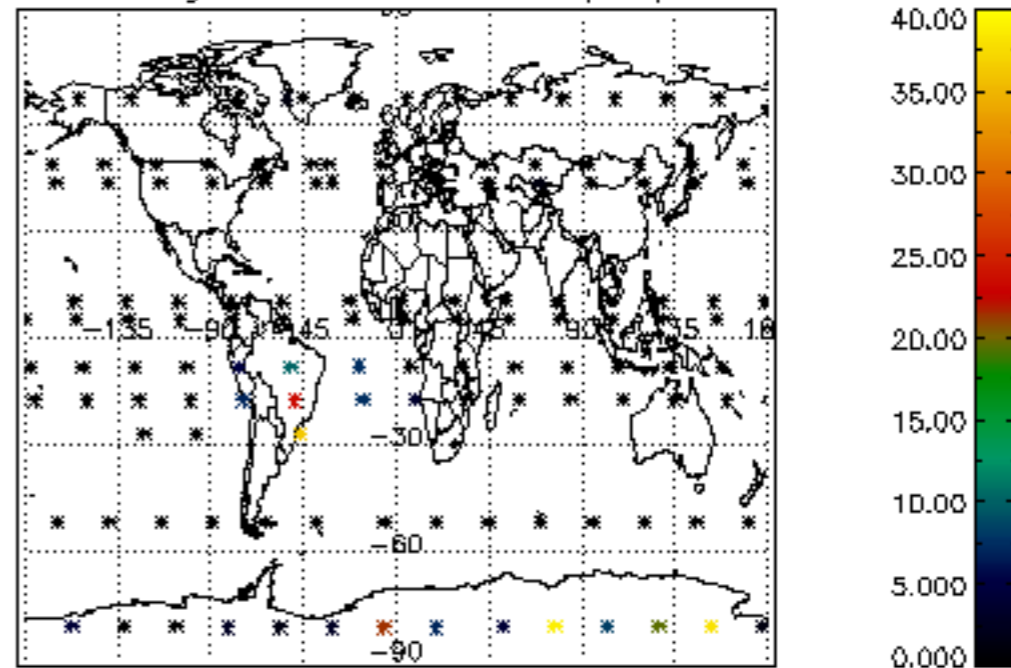
Percentage of datation errors per profile



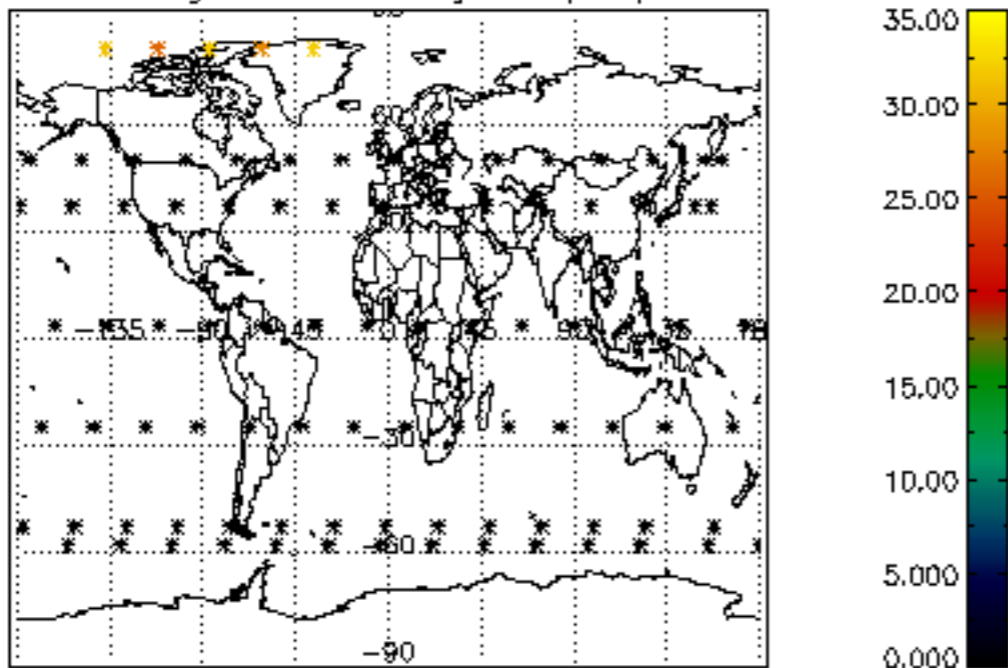
Percentage of star falling outside central band per profile



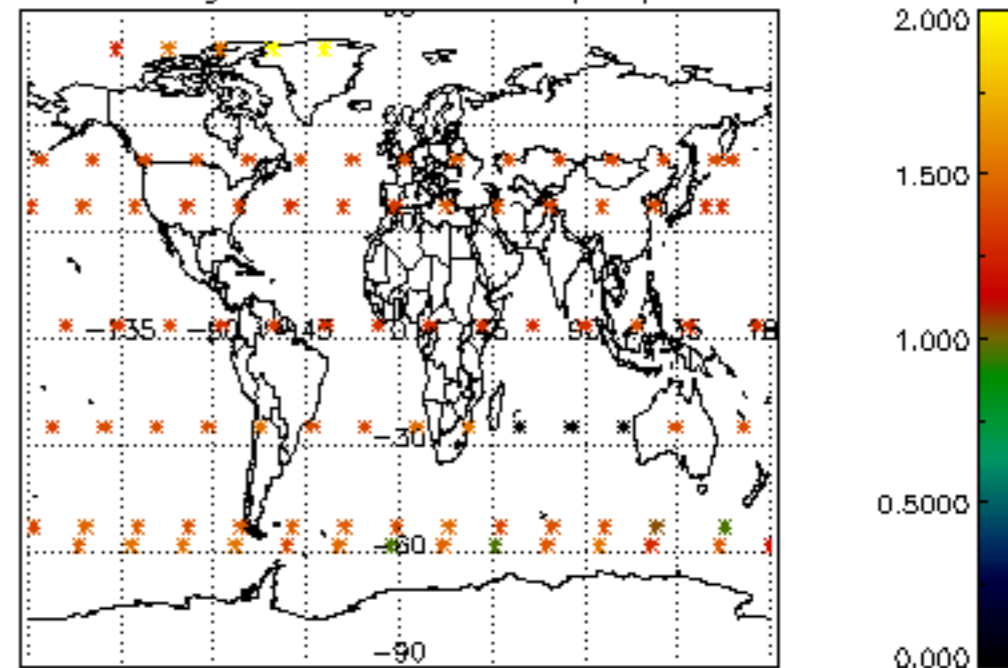
Percentage of saturation errors per profile



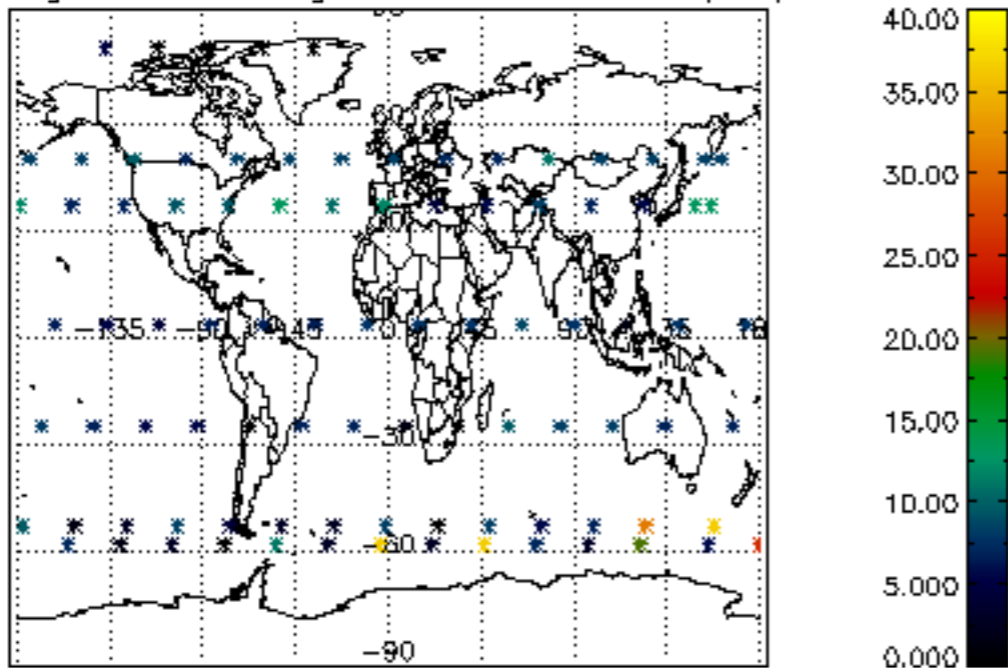
Percentage of cosmic ray hits per profile



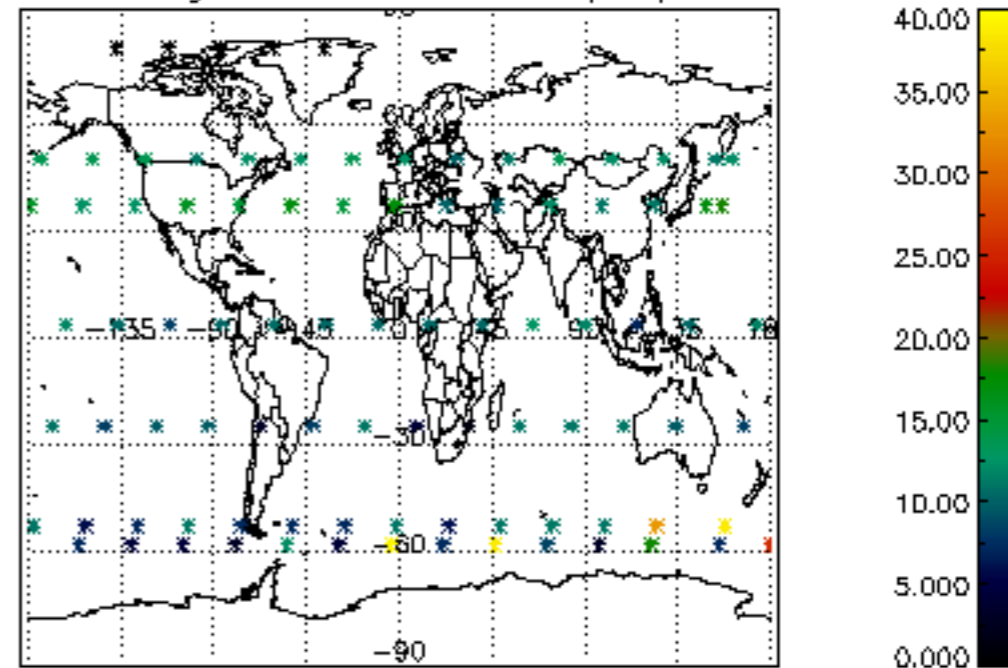
Percentage of datation errors per profile

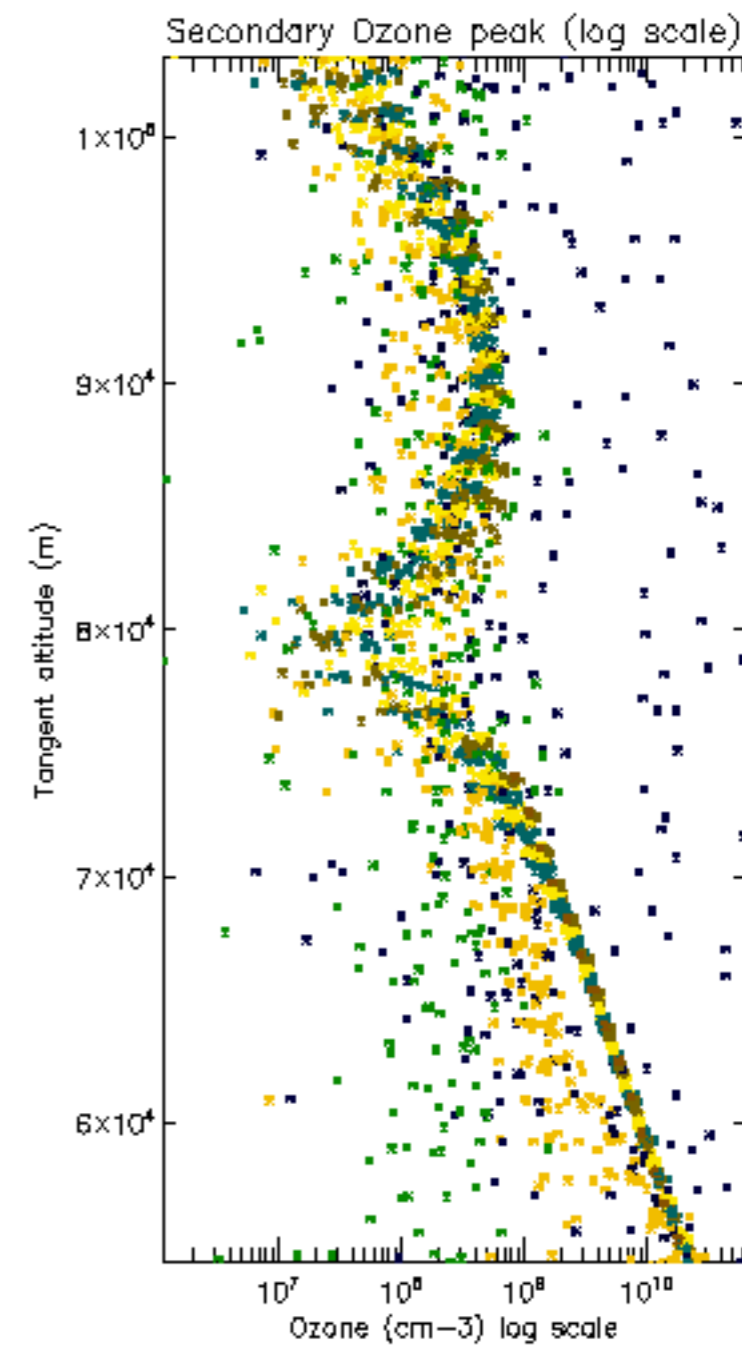
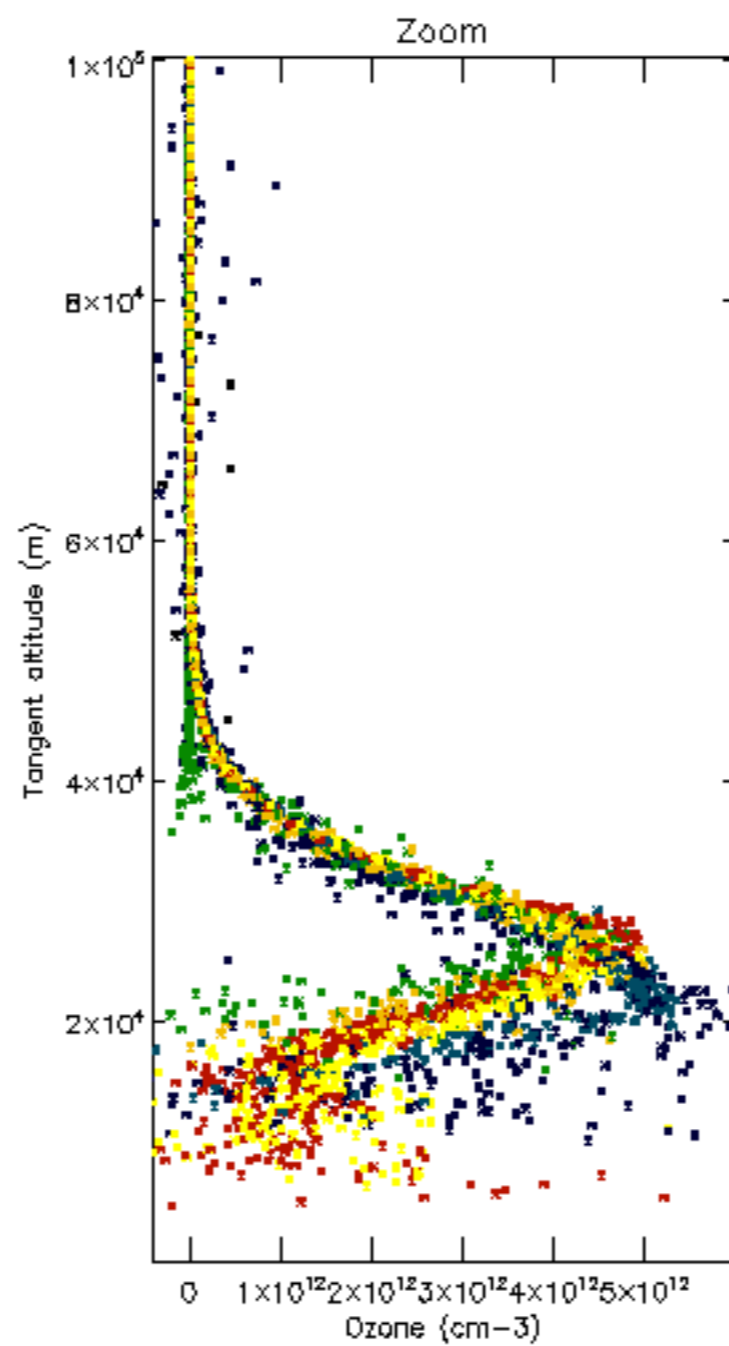
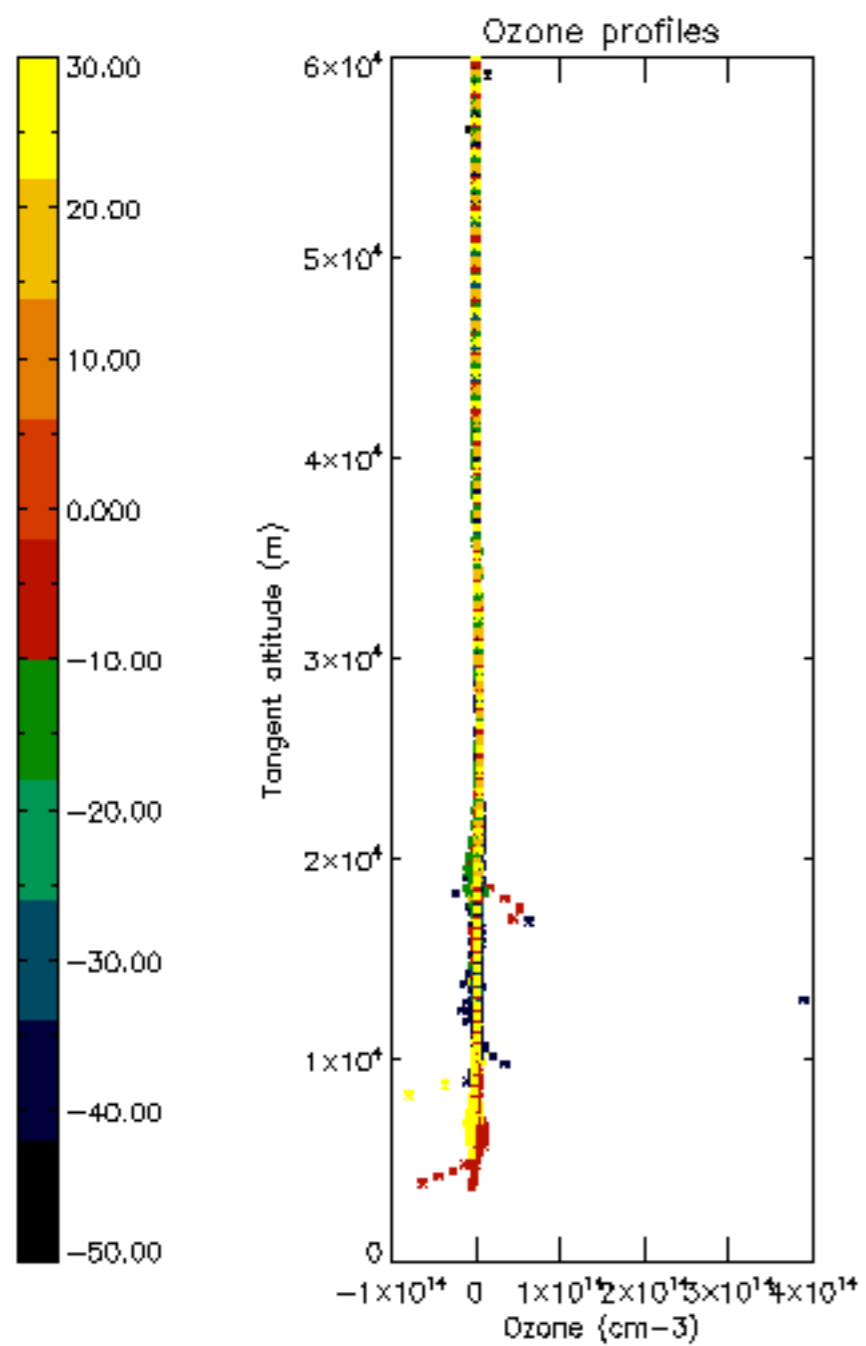


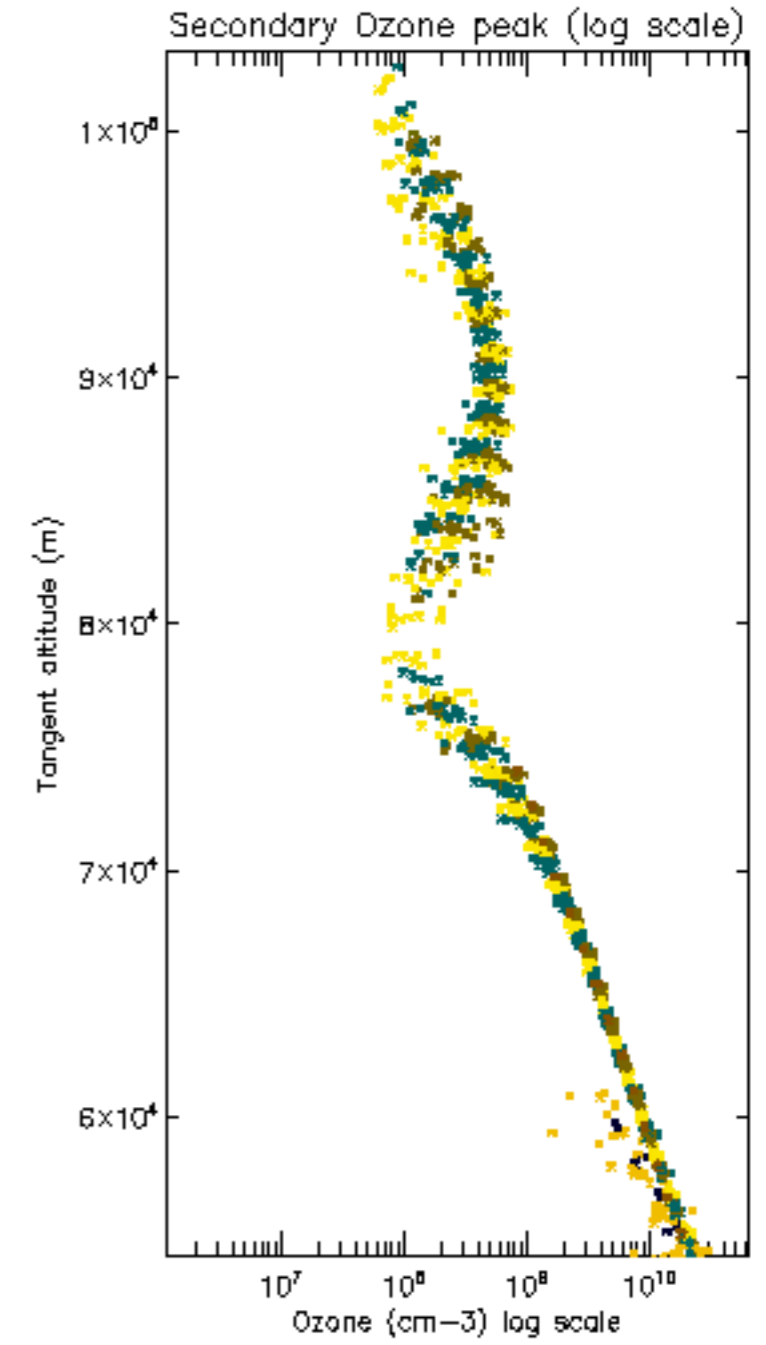
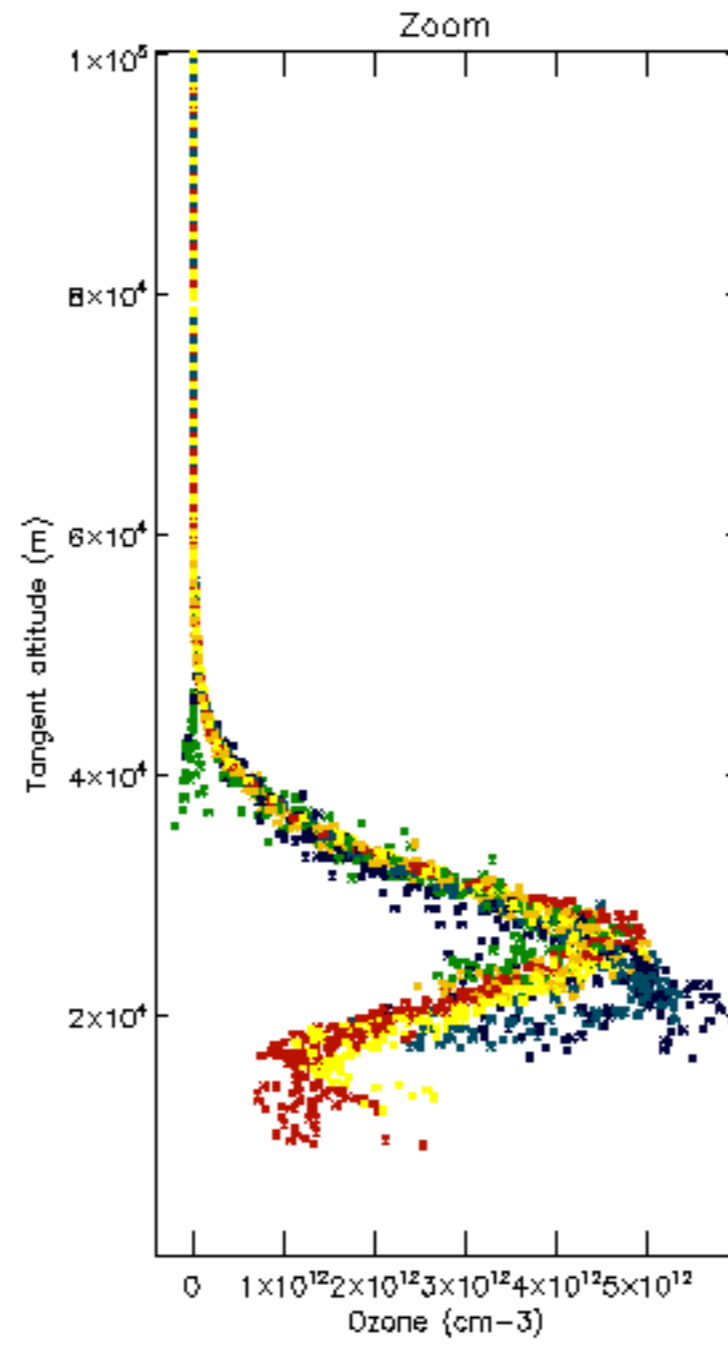
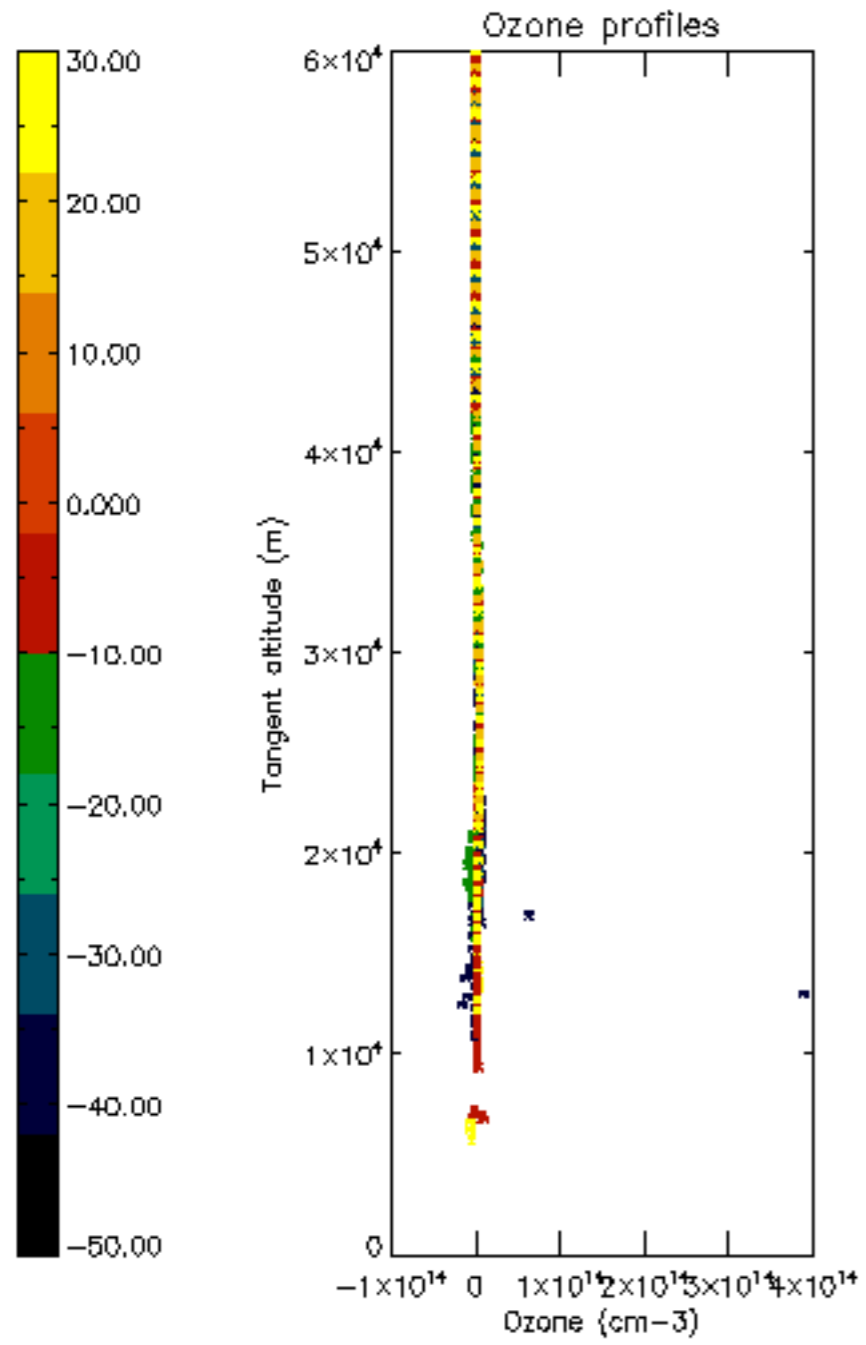
Percentage of star falling outside central band per profile

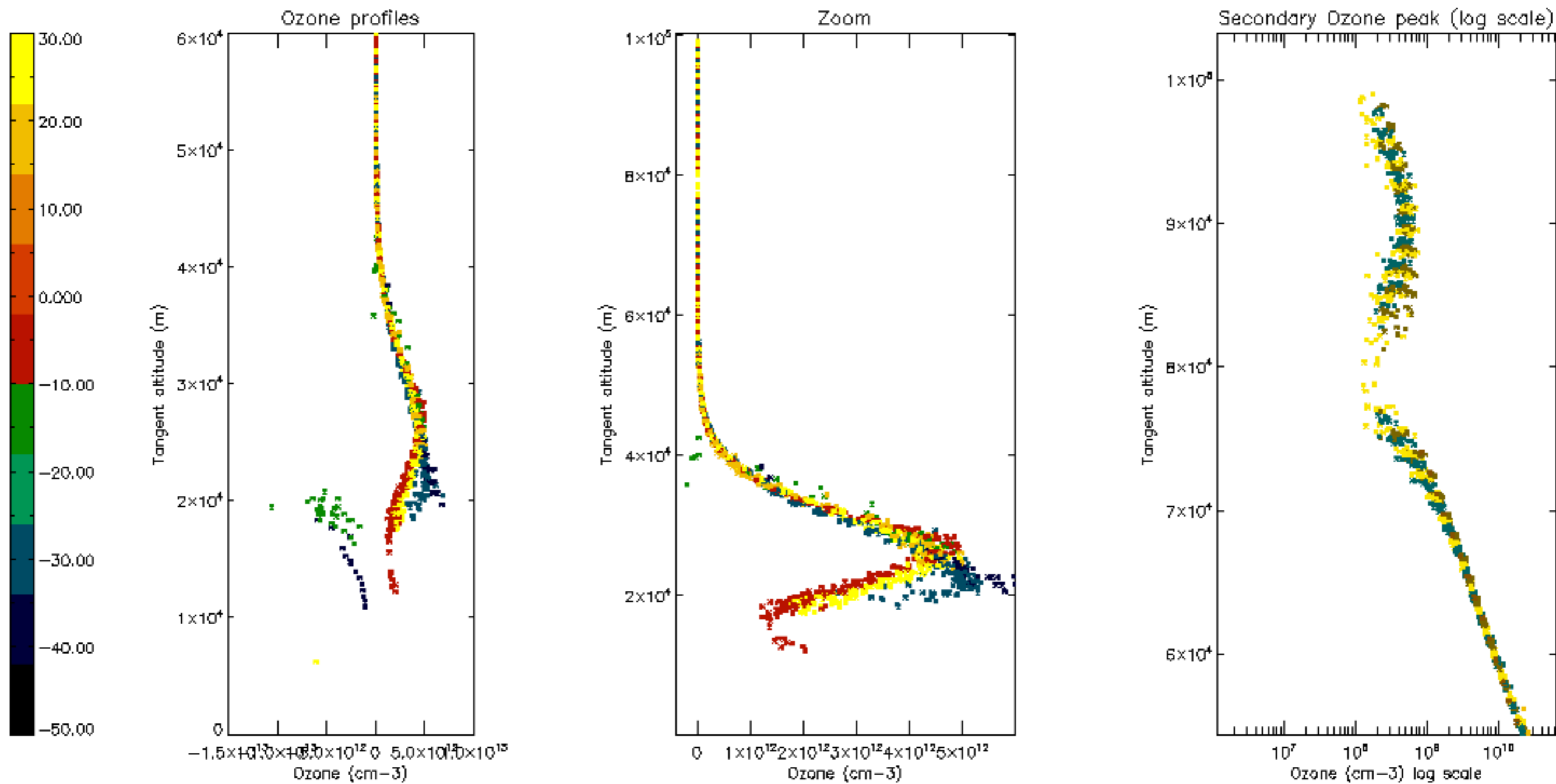


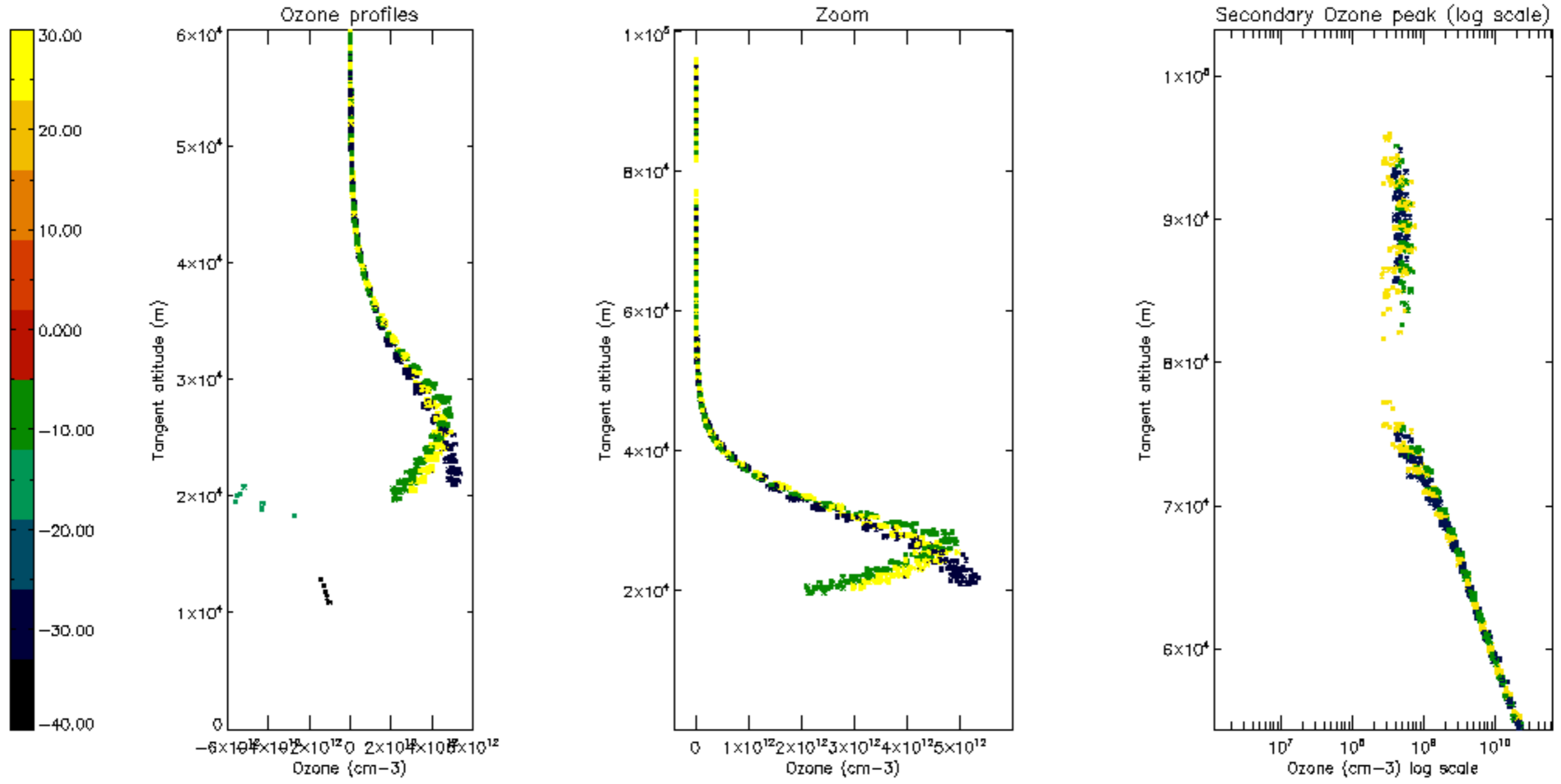
Percentage of saturation errors per profile

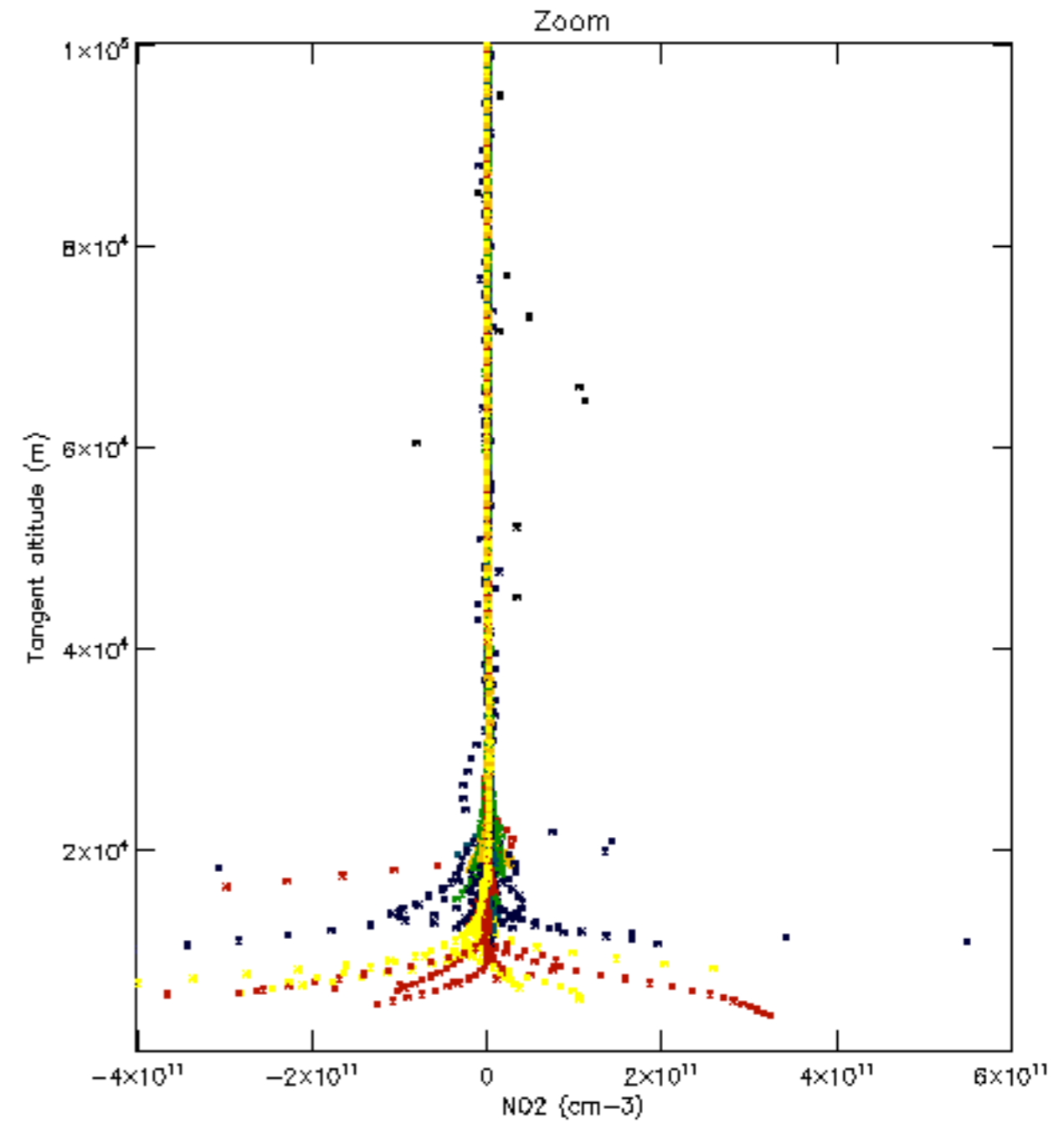
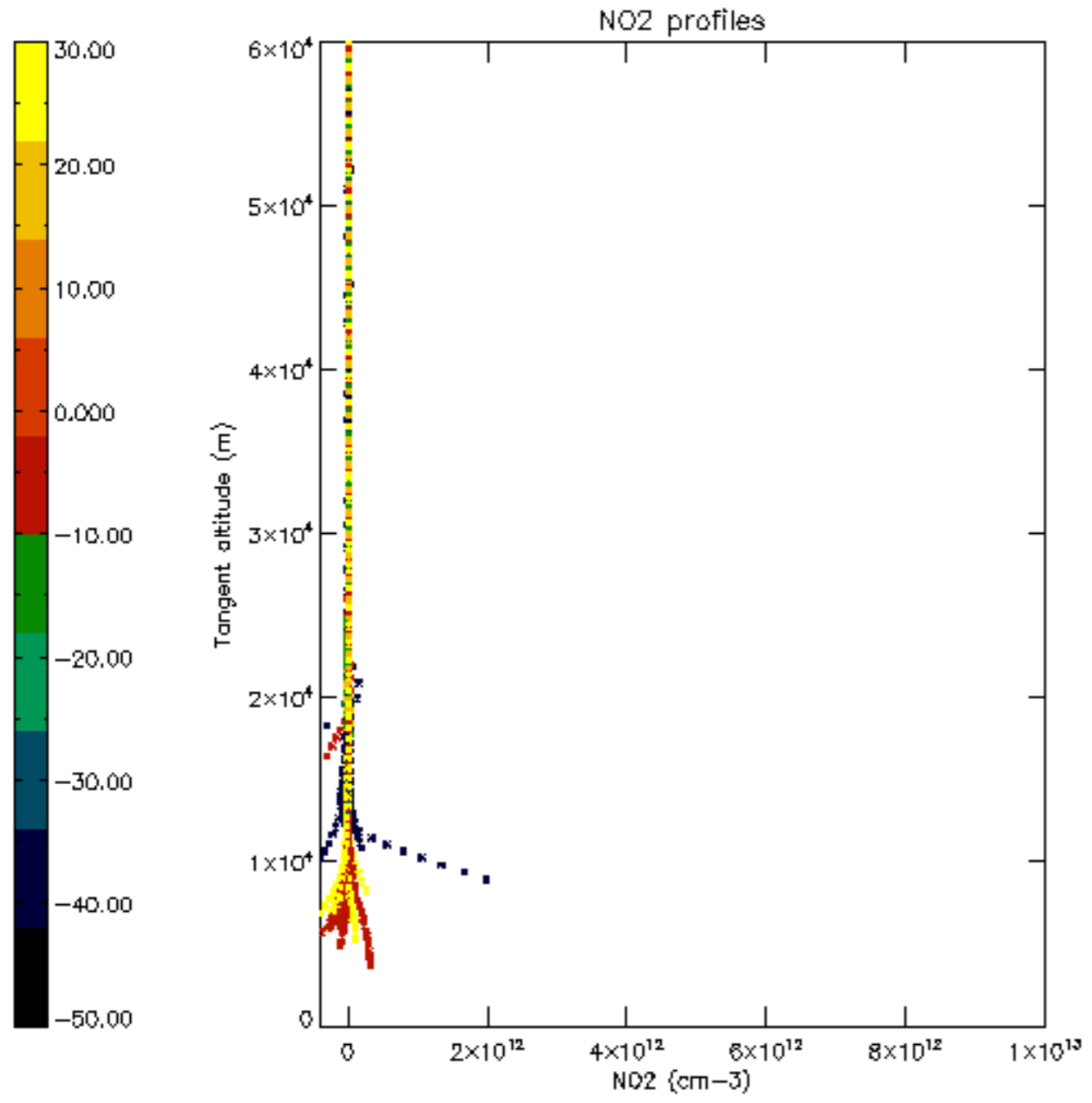


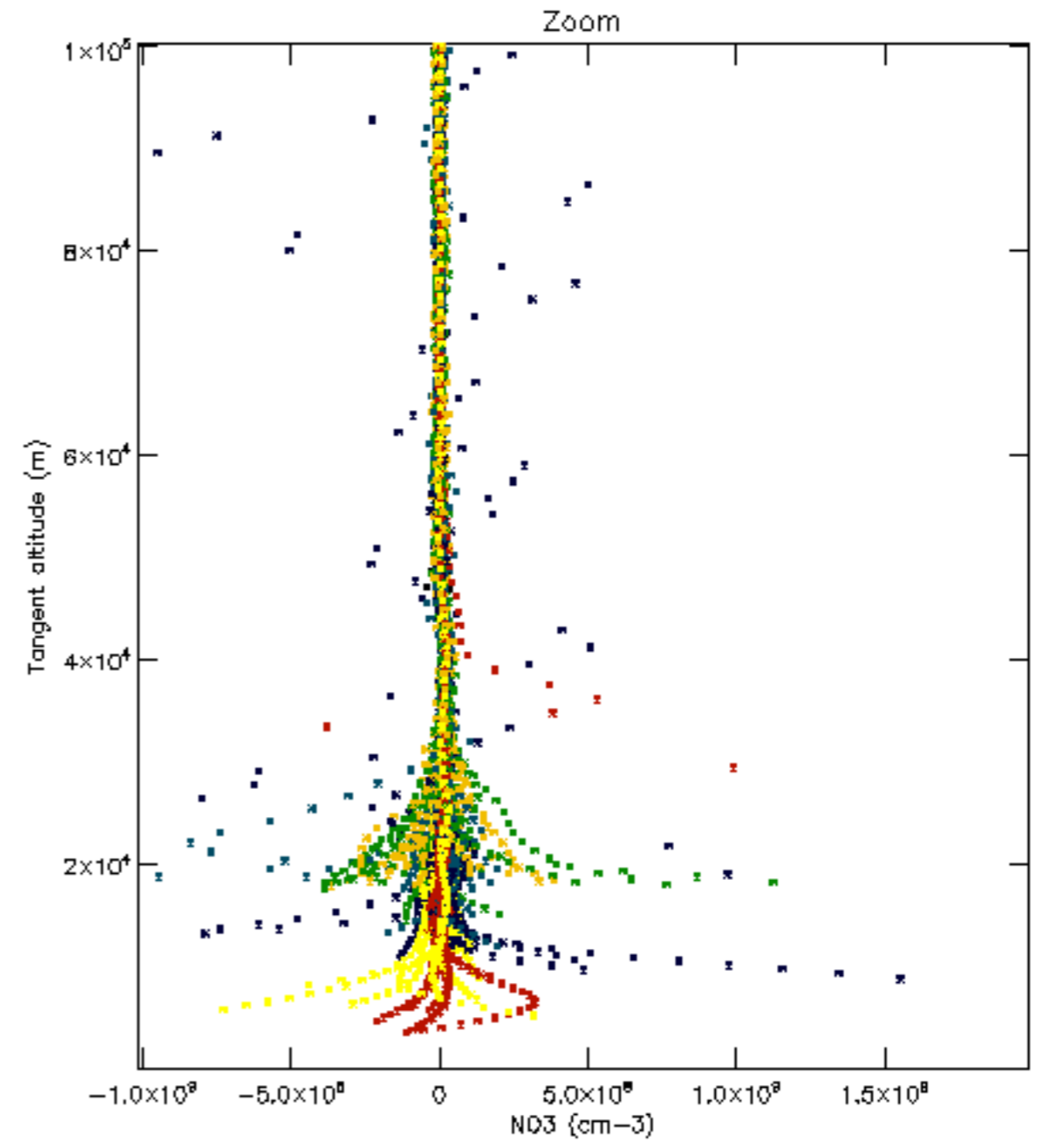
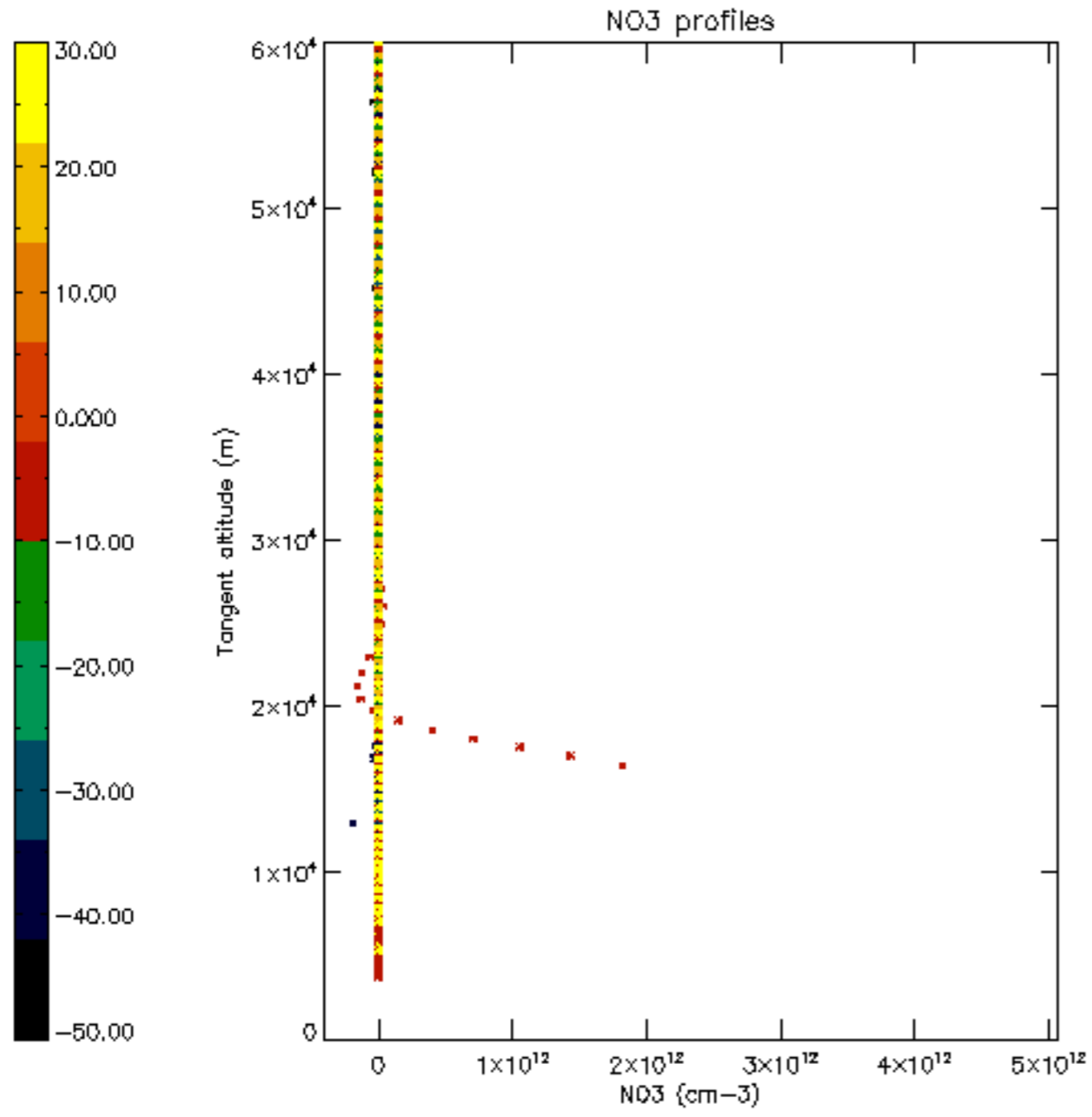


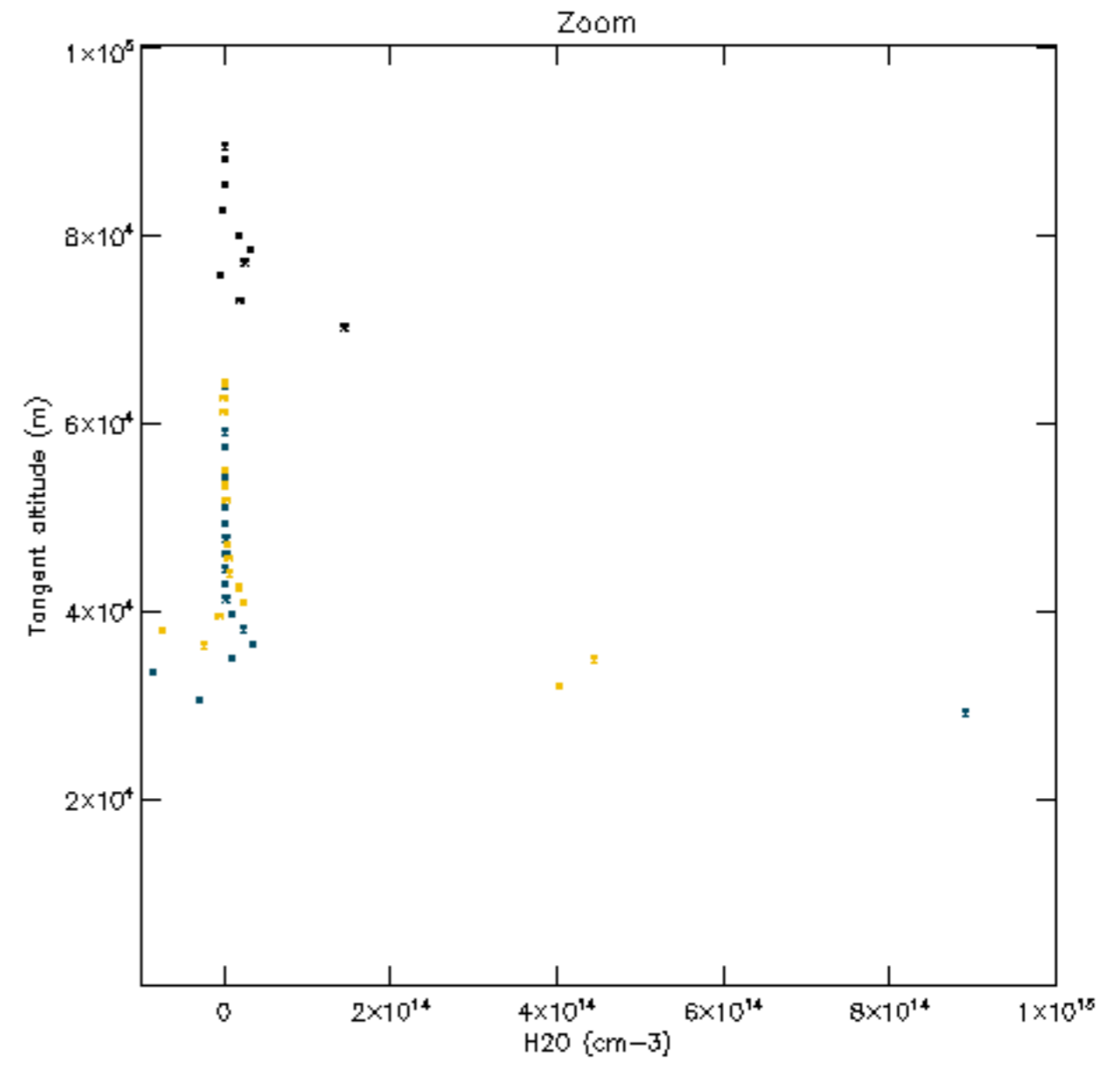
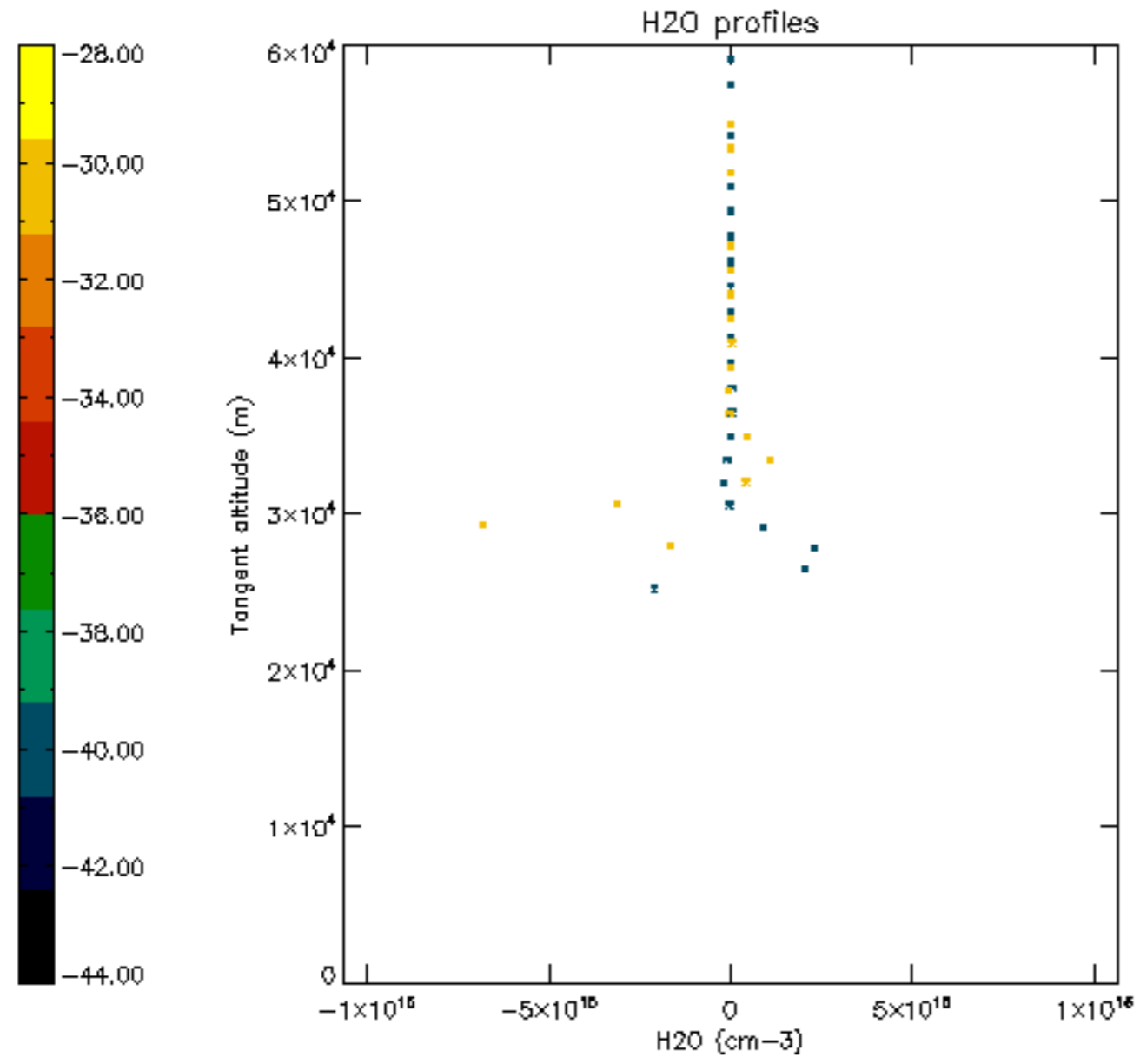


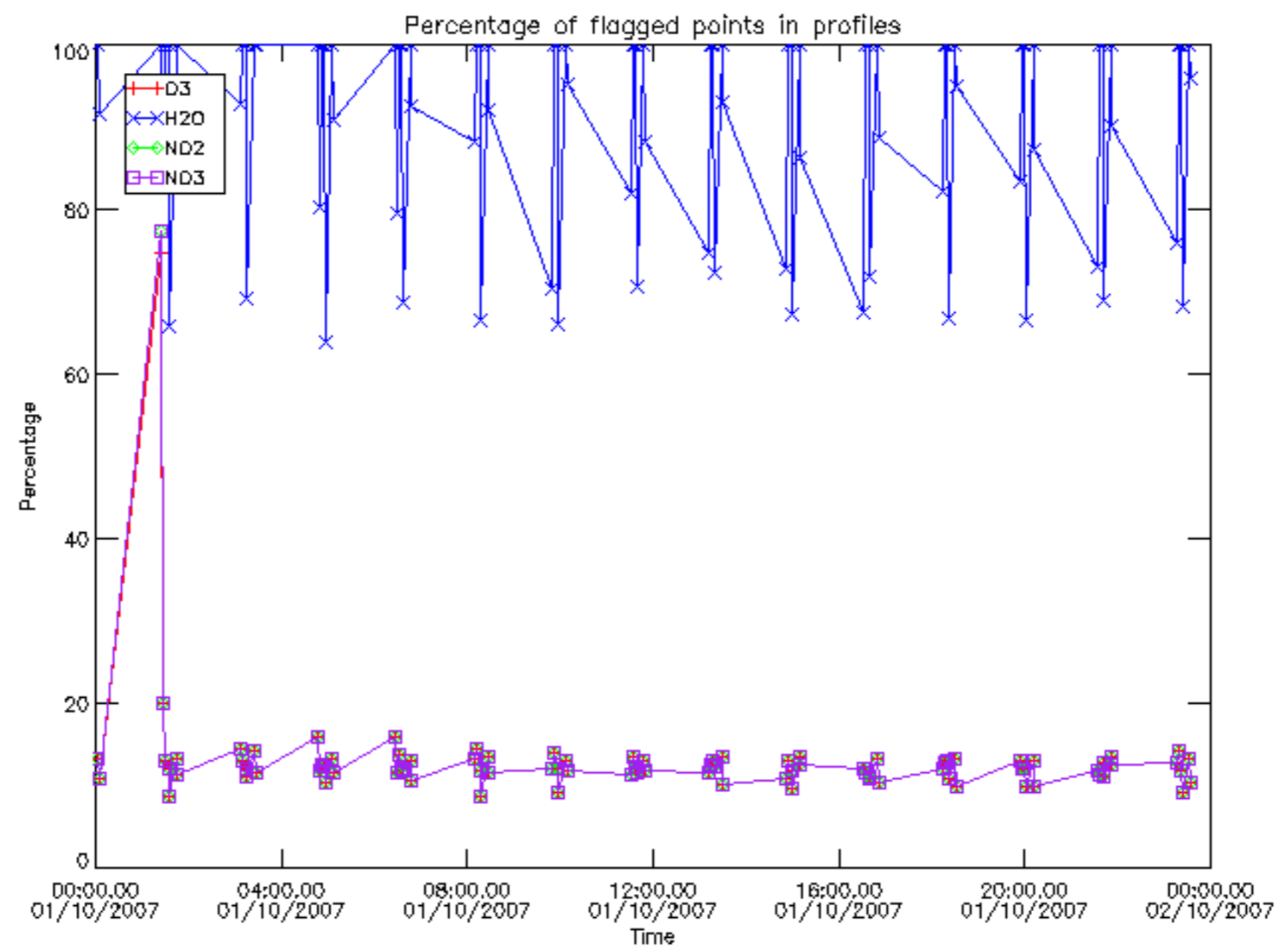




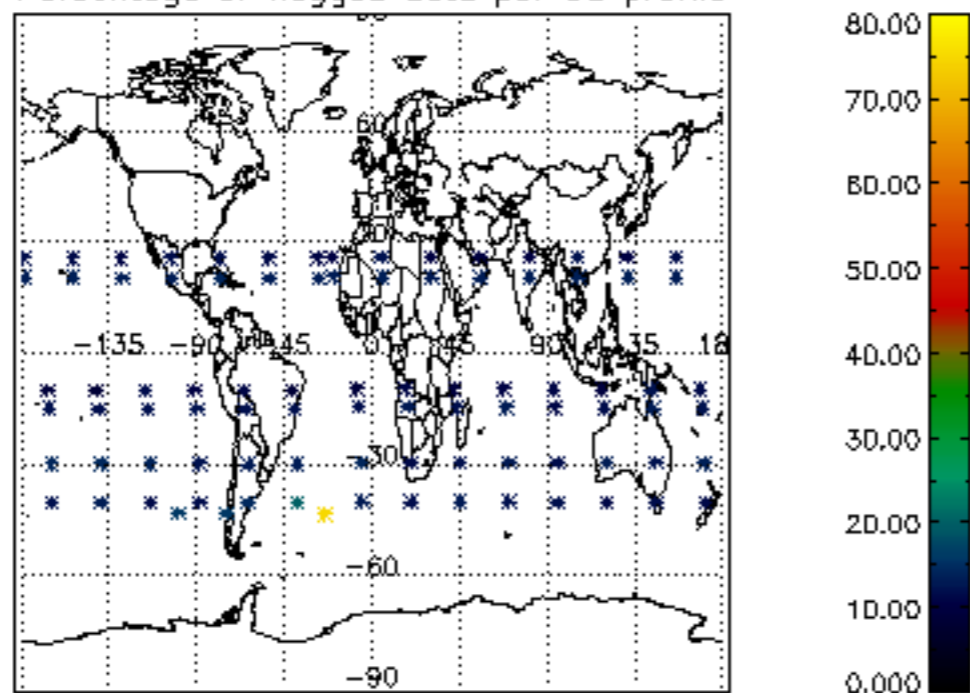




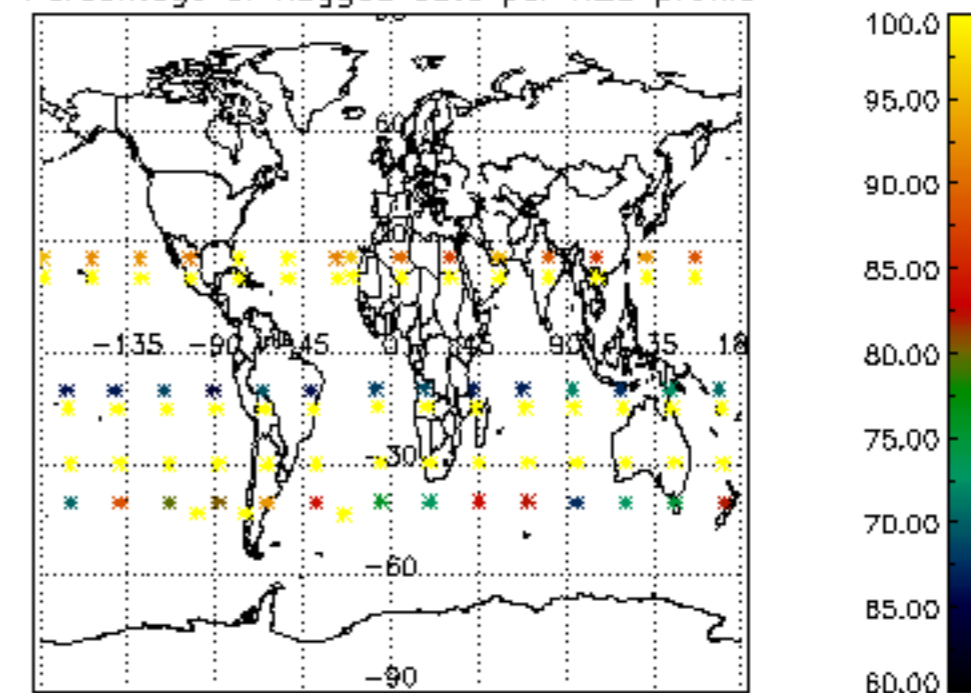




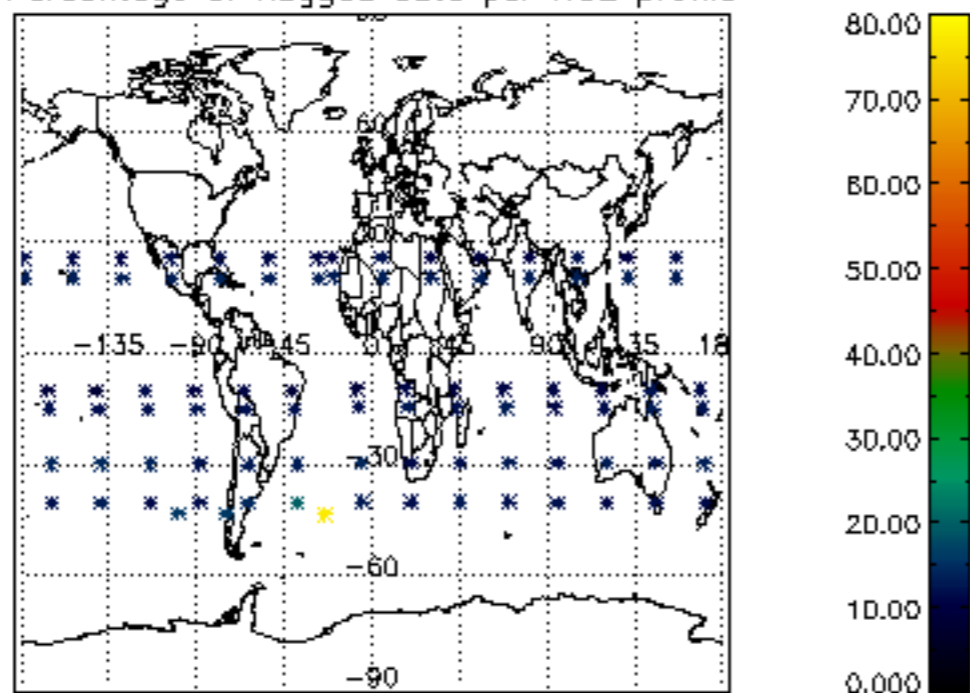
Percentage of flagged data per D3 profile



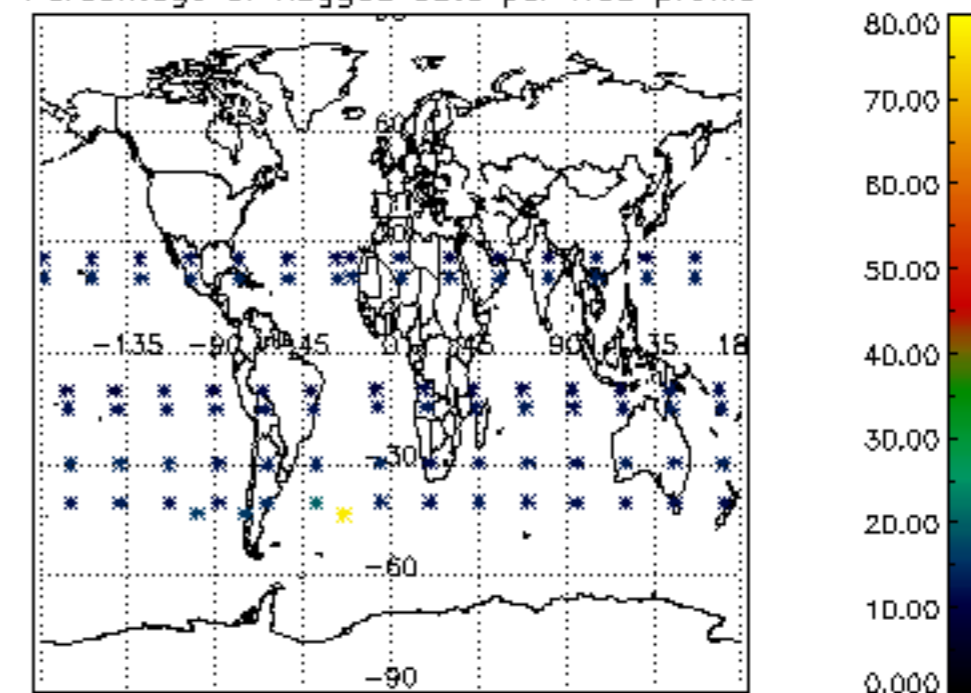
Percentage of flagged data per H2O profile

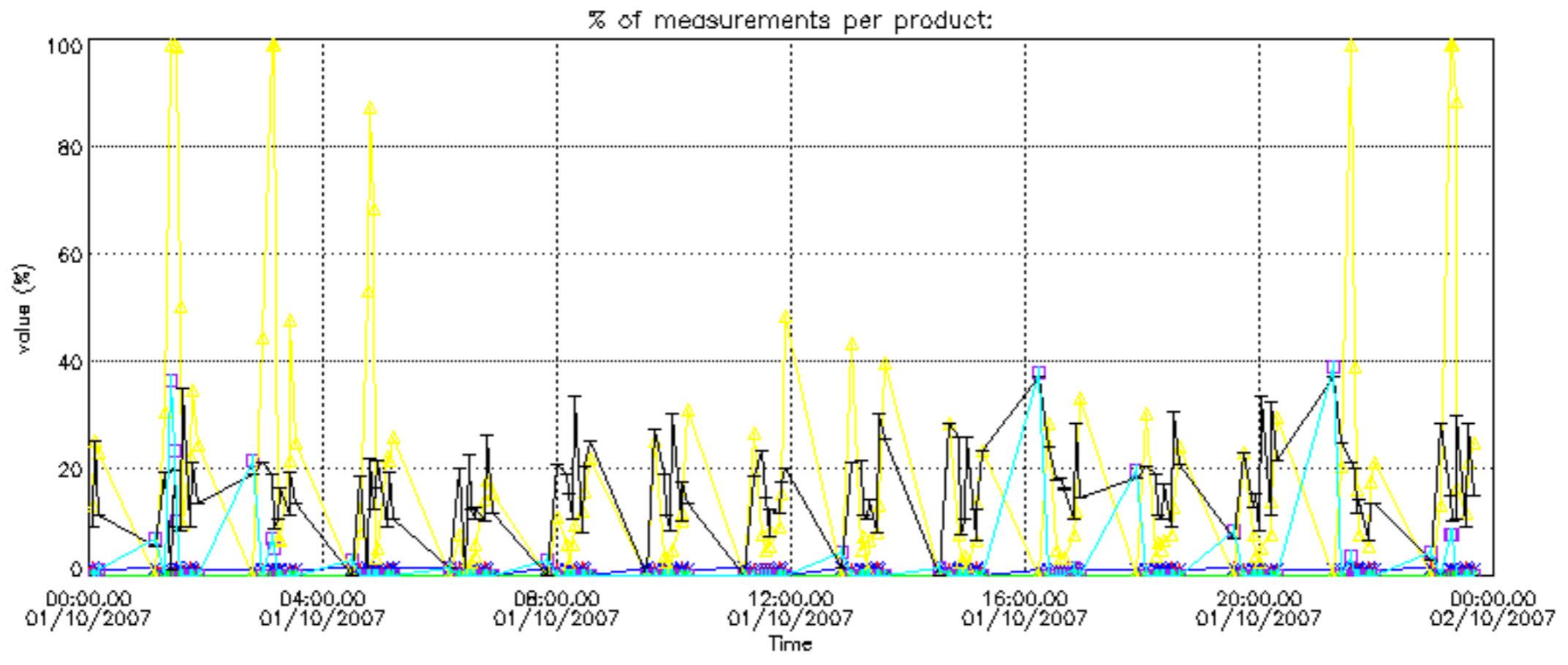


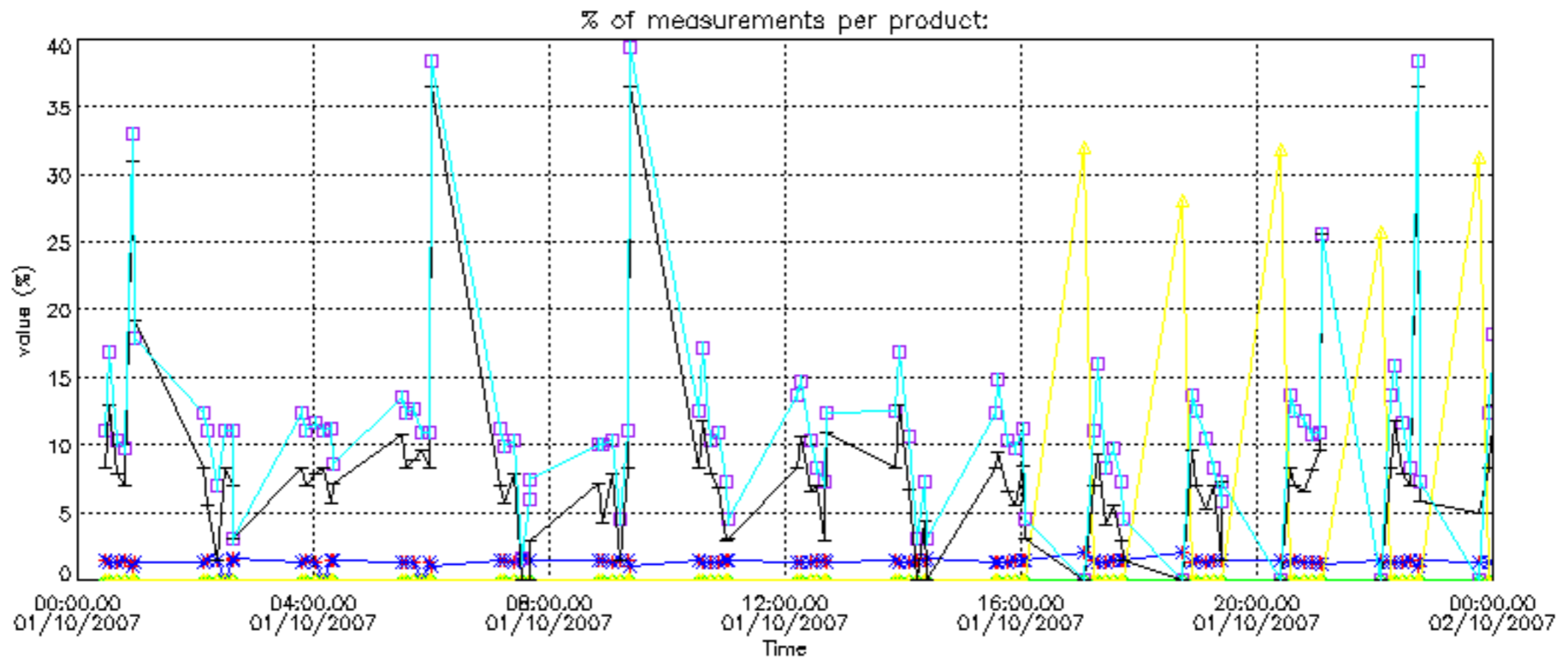
Percentage of flagged data per NO2 profile



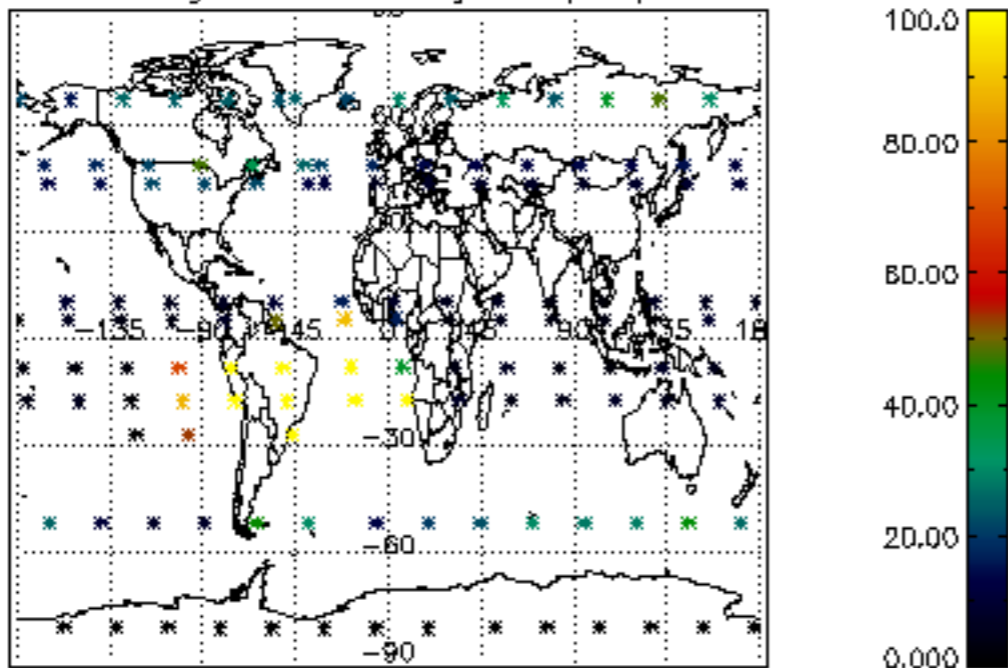
Percentage of flagged data per NO3 profile



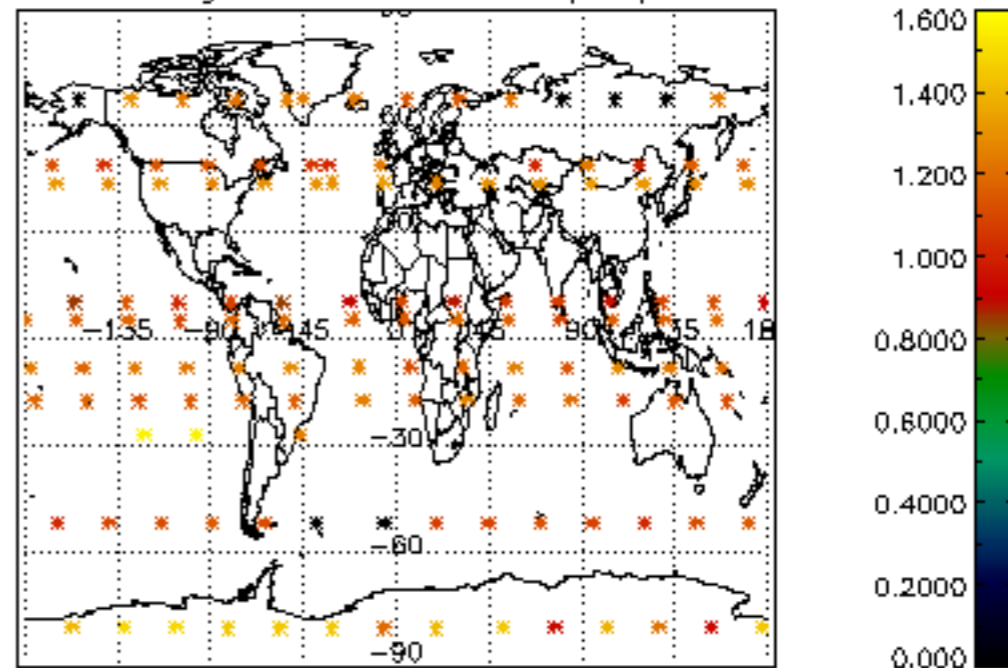




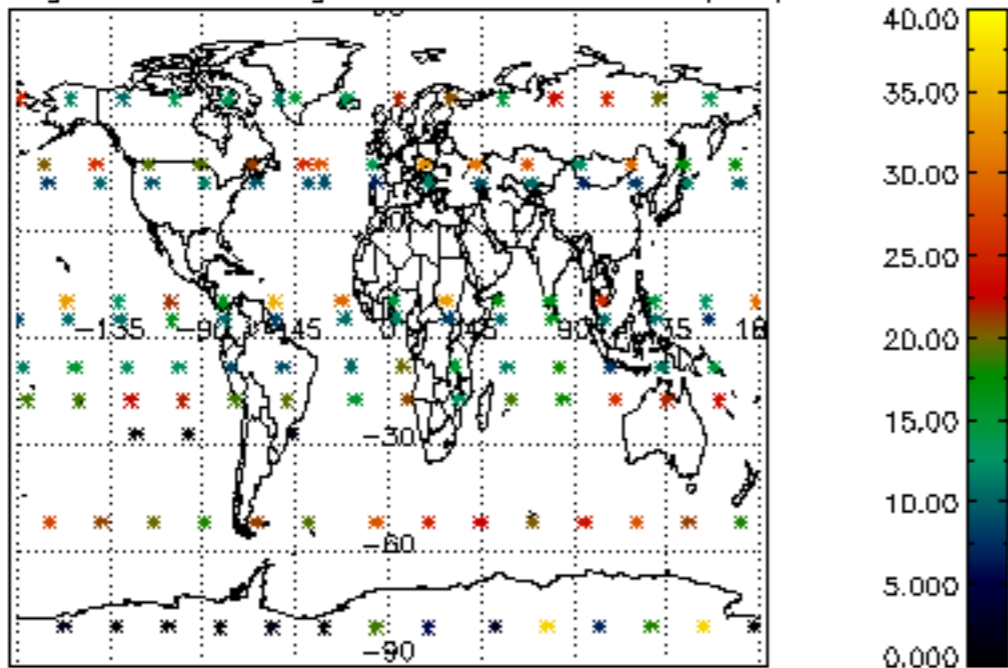
Percentage of cosmic ray hits per profile



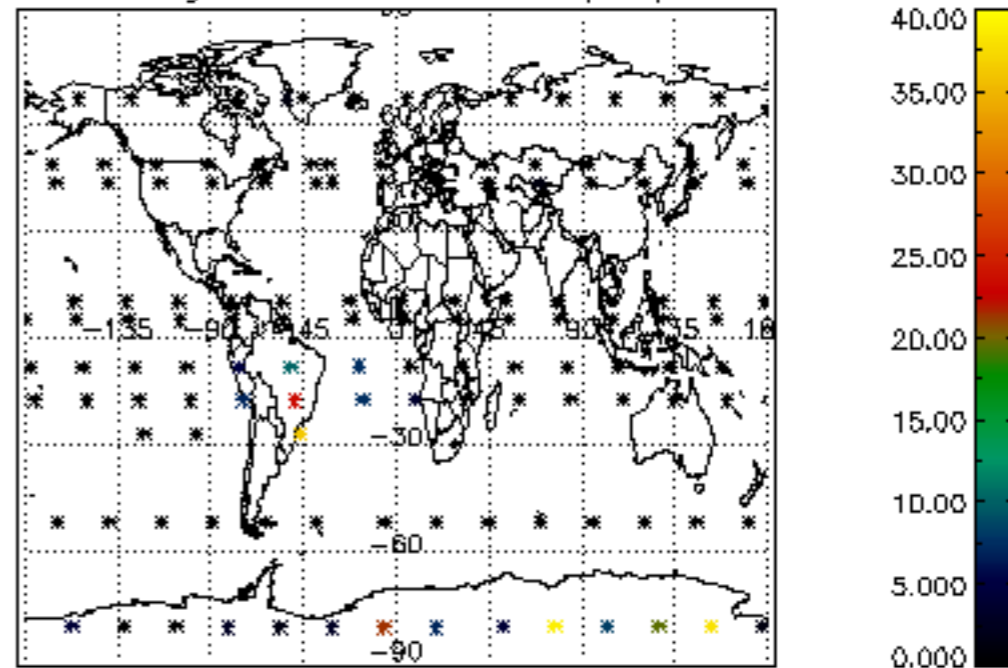
Percentage of datation errors per profile



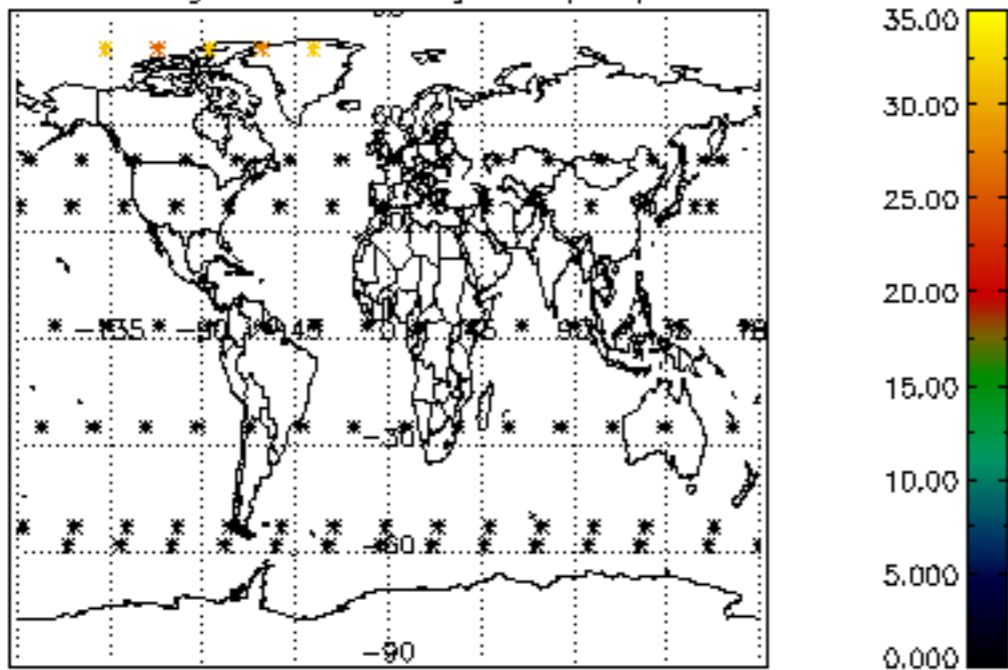
Percentage of star falling outside central band per profile



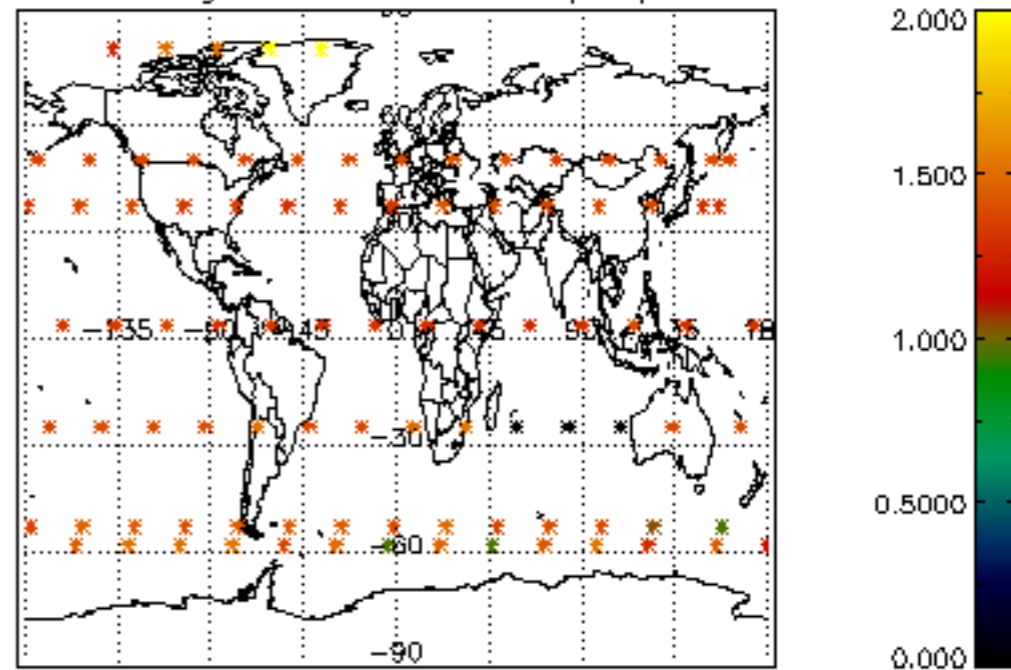
Percentage of saturation errors per profile



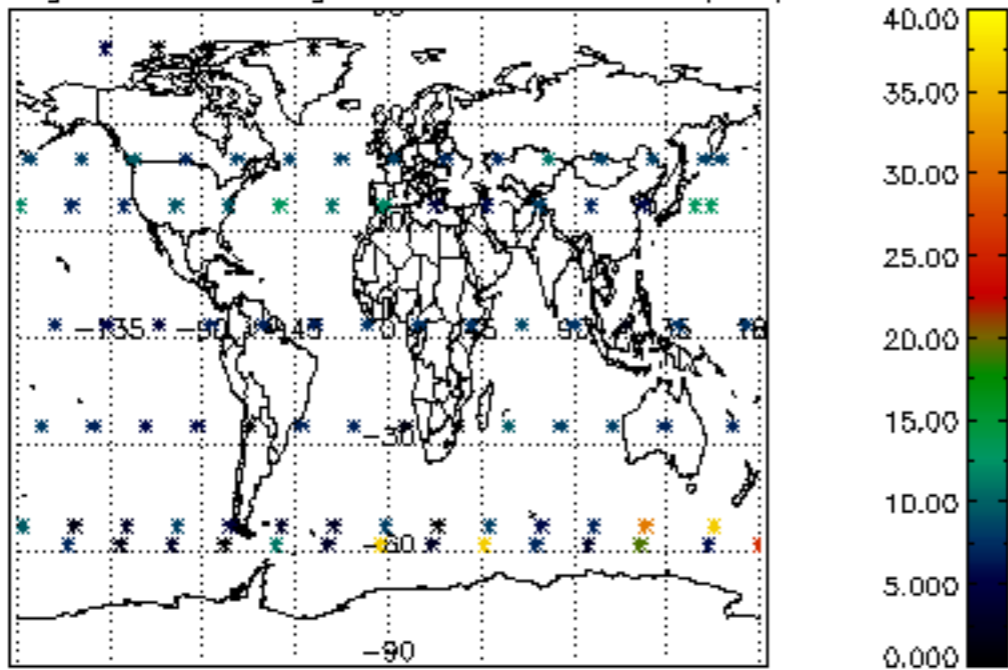
Percentage of cosmic ray hits per profile



Percentage of datation errors per profile



Percentage of star falling outside central band per profile



Percentage of saturation errors per profile

