

GOMOS Level 2 Daily Report

SUMMARY

[1. General Info](#)

[2. Summary of processed GOM_NL_2P products](#)

[3. Level 2 Quality information per product](#)

[3.1 Plot of level 2 quality information per product \(time dependant\)](#)

[3.2 Plot of level 2 quality information per product \(world map\)](#)

[4. Level 1 Quality information per product \(stored on level 2 products\)](#)

[4.1 Plot of level 1 quality information per product \(time dependant\)](#)

[4.1.1 Plot of level 1 quality information per product \(time dependant\): ASCENDING](#)

[4.1.2 Plot of level 1 quality information per product \(time dependant\): DESCENDING](#)

[4.2 Plot of level 1 quality information per product \(world map\)](#)

[4.2.1 Plot of level 1 quality information per product \(world map\): ASCENDING](#)

[4.2.2 Plot of level 1 quality information per product \(world map\): DESCENDING](#)

[5. Ozone profiles based on quality statistics and other trace gas profiles](#)

[5.1 Ozone statistics based on quality of products](#)

[5.2 Plot ozone profiles for all STD \(dark without errors\)](#)

[5.3 Plot ozone profiles where STD < 20% \(dark without errors\)](#)

[5.4. Plot ozone profiles where STD < 10% \(dark without errors\)](#)

[5.5. Plot ozone profiles where STD < 5% \(dark without errors\)](#)

[5.6 Plot NO2 profiles for all STD \(dark without errors\)](#)

[5.7 Plot NO3 profiles for all STD \(dark without errors\)](#)

[5.8 Plot H2O profiles \(only for occultations of stars 1,2,3,4,13,14,16,26,63 dark without errors\) for all STD](#)

[6. Auxiliary Data Files used for the production reported in section 2](#)

This report presents the daily analysis on parameters extracted from GOMOS level 2 data (GOM_NL__2P). It is intended to monitor some important parameters that will impact the quality of these products. A list of level 2 products (and content) that have arrived during the reporting day to the PCF is also given.

Item	Value
Time of report generation	23APR2013 05:50:45
Data source version	GOMOS/6.01
Start time of products	22-09-2007 (22SEP2007 00:00:00)
Stop time of products	23-09-2007 (23SEP2007 00:00:00)
Store outputs in DB	Yes
Nb of level 2 prods	179
Nb of prods with errors	0

2. Summary of processed GOM_NL__2P products.

Nr	Filename	UTC Start time	Limb	Duration	Star Id	Star Name	Star Mag	Star Temp	Nb Meas	Orbit	Prod. error
1	GOM_NL__2PRFIN20070922_000002_00000572061_00460_29071_7362.N1	22-SEP-2007 00:00:02	Twilight	57.000	52	16Bet Cet	2.0370	4500.0	114	29071	No
2	GOM_NL__2PRFIN20070922_001033_00000382061_00460_29071_7363.N1	22-SEP-2007 00:10:33	Bright	38.000	90	54Alp Peg	2.4870	11000.	76	29071	No
3	GOM_NL__2PRFIN20070922_001419_00000412061_00460_29071_7364.N1	22-SEP-2007 00:14:19	Bright	40.500	93	53Bet Peg	2.5200	3100.0	81	29071	No
4	GOM_NL__2PRFIN20070922_001552_00000452061_00460_29071_7365.N1	22-SEP-2007 00:15:52	Bright	44.500	58	21Alp And	2.0730	11000.	89	29071	No
5	GOM_NL__2PRFIN20070922_002418_00000402061_00460_29071_7366.N1	22-SEP-2007 00:24:18	Bright	39.500	74	11Bet Cas	2.2680	6600.0	79	29071	No
6	GOM_NL__2PRFIN20070922_002556_00000422061_00460_29071_7367.N1	22-SEP-2007 00:25:56	Bright	41.500	76	27Gam Cas	2.3000	30000.	83	29071	No
7	GOM_NL__2PRFIN20070922_004916_00000482061_00460_29071_7368.N1	22-SEP-2007 00:49:16	Bright	48.000	24	66Alp Gem	1.5800	10200.	96	29071	No
8	GOM_NL__2PRFIN20070922_005033_00000502061_00460_29071_7369.N1	22-SEP-2007 00:50:33	Bright	50.000	17	78Bet Gem	1.1610	4500.0	100	29071	No
9	GOM_NL__2PRFIN20070922_005834_00000682061_00460_29071_7370.N1	22-SEP-2007 00:58:34	Dark	67.500	8	10Alp CMi	0.40000	6500.0	135	29071	No
10	GOM_NL__2PRFIN20070922_010910_00000532061_00460_29071_7371.N1	22-SEP-2007 01:09:10	Dark	53.000	37	25Del CMa	1.8300	5900.0	106	29071	No
11	GOM_NL__2PRFIN20070922_011105_00000482061_00460_29071_7372.N1	22-SEP-2007 01:11:05	Dark	48.000	117	Pi Pup	2.7060	3800.0	96	29071	No
12	GOM_NL__2PRFIN20070922_011649_00000552061_00461_29072_7378.N1	22-SEP-2007 01:16:49	Dark	54.500	108	Alp Col	2.6520	15200.	109	29072	No
13	GOM_NL__2PRFIN20070922_012824_00000542061_00461_29072_7379.N1	22-SEP-2007 01:28:24	Straylight	54.000	157	The1Eri	2.9060	9300.0	108	29072	No
14	GOM_NL__2PRFIN20070922_014038_00000542061_00461_29072_7380.N1	22-SEP-2007 01:40:38	Twilight	53.500	52	16Bet Cet	2.0370	4500.0	107	29072	No
15	GOM_NL__2PRFIN20070922_015109_00000372061_00461_29072_7381.N1	22-SEP-2007 01:51:09	Bright	37.000	90	54Alp Peg	2.4870	11000.	74	29072	No
16	GOM_NL__2PRFIN20070922_015455_00000402061_00461_29072_7382.N1	22-SEP-2007 01:54:55	Bright	40.000	93	53Bet Peg	2.5200	3100.0	80	29072	No
17	GOM_NL__2PRFIN20070922_015628_00000452061_00461_29072_7383.N1	22-SEP-2007 01:56:28	Bright	44.500	58	21Alp And	2.0730	11000.	89	29072	No
18	GOM_NL__2PRFIN20070922_020453_00000412061_00461_29072_7384.N1	22-SEP-2007 02:04:53	Bright	40.500	74	11Bet Cas	2.2680	6600.0	81	29072	No
19	GOM_NL__2PRFIN20070922_020631_00000402061_00461_29072_7385.N1	22-SEP-2007 02:06:31	Bright	39.500	76	27Gam Cas	2.3000	30000.	79	29072	No
20	GOM_NL__2PRFIN20070922_022952_00000492061_00461_29072_7386.N1	22-SEP-2007 02:29:52	Bright	49.000	24	66Alp Gem	1.5800	10200.	98	29072	No
21	GOM_NL__2PRFIN20070922_023109_00000492061_00461_29072_7387.N1	22-SEP-2007 02:31:09	Bright	49.000	17	78Bet Gem	1.1610	4500.0	98	29072	No
22	GOM_NL__2PRFIN20070922_023911_00000642061_00461_29072_7388.N1	22-SEP-2007 02:39:11	Dark	64.000	8	10Alp CMi	0.40000	6500.0	128	29072	No
23	GOM_NL__2PRFIN20070922_024632_00000432061_00461_29072_7389.N1	22-SEP-2007 02:46:32	Dark	42.500	132	15Rho Pup	2.8030	6900.0	85	29072	No
24	GOM_NL__2PRFIN20070922_024947_00000542061_00461_29072_7390.N1	22-SEP-2007 02:49:47	Dark	53.500	37	25Del CMa	1.8300	5900.0	107	29072	No
25	GOM_NL__2PRFIN20070922_025142_00000442061_00461_29072_7391.N1	22-SEP-2007 02:51:42	Dark	44.000	117	Pi Pup	2.7060	3800.0	88	29072	No
26	GOM_NL__2PRFIN20070922_025727_00000542061_00462_29073_7408.N1	22-SEP-2007 02:57:27	Dark	54.000	108	Alp Col	2.6520	15200.	108	29073	No
27	GOM_NL__2PRFIN20070922_030901_00000532061_00462_29073_7409.N1	22-SEP-2007 03:09:01	Straylight	53.000	157	The1Eri	2.9060	9300.0	106	29073	No
28	GOM_NL__2PRFIN20070922_032114_00000552061_00462_29073_7410.N1	22-SEP-2007 03:21:14	Twilight	55.000	52	16Bet Cet	2.0370	4500.0	110	29073	No
29	GOM_NL__2PRFIN20070922_033145_00000372061_00462_29073_7411.N1	22-SEP-2007 03:31:45	Bright	37.000	90	54Alp Peg	2.4870	11000.	74	29073	No
30	GOM_NL__2PRFIN20070922_033531_00000412061_00462_29073_7412.N1	22-SEP-2007 03:35:31	Bright	40.500	93	53Bet Peg	2.5200	3100.0	81	29073	No
31	GOM_NL__2PRFIN20070922_033703_00000432061_00462_29073_7413.N1	22-SEP-2007 03:37:03	Bright	43.000	58	21Alp And	2.0730	11000.	86	29073	No
32	GOM_NL__2PRFIN20070922_034529_00000372061_00462_29073_7414.N1	22-SEP-2007 03:45:29	Bright	36.500	74	11Bet Cas	2.2680	6600.0	73	29073	No
33	GOM_NL__2PRFIN20070922_034707_00000382061_00462_29073_7415.N1	22-SEP-2007 03:47:07	Bright	38.000	76	27Gam Cas	2.3000	30000.	76	29073	No
34	GOM_NL__2PRFIN20070922_041028_00000492061_00462_29073_7416.N1	22-SEP-2007 04:10:28	Bright	49.000	24	66Alp Gem	1.5800	10200.	98	29073	No
35	GOM_NL__2PRFIN20070922_041145_00000492061_00462_29073_7417.N1	22-SEP-2007 04:11:45	Bright	49.000	17	78Bet Gem	1.1610	4500.0	98	29073	No
36	GOM_NL__2PRFIN20070922_041947_00000582061_00462_29073_7418.N1	22-SEP-2007 04:19:47	Dark	58.000	8	10Alp CMi	0.40000	6500.0	116	29073	No
37	GOM_NL__2PRFIN20070922_042708_00000432061_00462_29073_7419.N1	22-SEP-2007 04:27:08	Dark	42.500	132	15Rho Pup	2.8030	6900.0	85	29073	No
38	GOM_NL__2PRFIN20070922_043024_00000502061_00462_29073_7420.N1	22-SEP-2007 04:30:24	Dark	50.000	37	25Del CMa	1.8300	5900.0	100	29073	No
39	GOM_NL__2PRFIN20070922_043218_00000472061_00462_29073_7421.N1	22-SEP-2007 04:32:18	Dark	46.500	117	Pi Pup	2.7060	3800.0	93	29073	No
40	GOM_NL__2PRFIN20070922_043804_00000552061_00463_29074_7422.N1	22-SEP-2007 04:38:04	Dark	54.500	108	Alp Col	2.6520	15200.	109	29074	No
41	GOM_NL__2PRFIN20070922_044938_00000542061_00463_29074_7423.N1	22-SEP-2007 04:49:38	Straylight	53.500	157	The1Eri	2.9060	9300.0	107	29074	No
42	GOM_NL__2PRFIN20070922_050150_00000612061_00463_29074_7424.N1	22-SEP-2007 05:01:50	Twilight	61.000	52	16Bet Cet	2.0370	4500.0	122	29074	No

43	GOM_NL__2PRFIN20070922_051220_000000382061_00463_29074_7425.N1	22-SEP-2007 05:12:20	Bright	37.500	90	54Alp Peg	2.4870	11000.	75	29074	No
44	GOM_NL__2PRFIN20070922_051607_000000402061_00463_29074_7426.N1	22-SEP-2007 05:16:07	Bright	39.500	93	53Bet Peg	2.5200	3100.0	79	29074	No
45	GOM_NL__2PRFIN20070922_051739_000000442061_00463_29074_7427.N1	22-SEP-2007 05:17:39	Bright	44.000	58	21Alp And	2.0730	11000.	88	29074	No
46	GOM_NL__2PRFIN20070922_052605_000000412061_00463_29074_7428.N1	22-SEP-2007 05:26:05	Bright	41.000	74	11Bet Cas	2.2680	6600.0	82	29074	No
47	GOM_NL__2PRFIN20070922_052742_000000412061_00463_29074_7429.N1	22-SEP-2007 05:27:42	Bright	40.500	76	27Gam Cas	2.3000	30000.	81	29074	No
48	GOM_NL__2PRFIN20070922_055105_000000532061_00463_29074_7430.N1	22-SEP-2007 05:51:05	Bright	53.000	24	66Alp Gem	1.5800	10200.	106	29074	No
49	GOM_NL__2PRFIN20070922_055221_000000502061_00463_29074_7431.N1	22-SEP-2007 05:52:21	Bright	50.000	17	78Bet Gem	1.1610	4500.0	100	29074	No
50	GOM_NL__2PRFIN20070922_060024_000000692061_00463_29074_7432.N1	22-SEP-2007 06:00:24	Dark	69.000	8	10Alp CMi	0.40000	6500.0	138	29074	No
51	GOM_NL__2PRFIN20070922_060745_000000442061_00463_29074_7433.N1	22-SEP-2007 06:07:45	Dark	43.500	132	15Rho Pup	2.8030	6900.0	87	29074	No
52	GOM_NL__2PRFIN20070922_061101_000000532061_00463_29074_7434.N1	22-SEP-2007 06:11:01	Dark	53.000	37	25Del CMa	1.8300	5900.0	106	29074	No
53	GOM_NL__2PRFIN20070922_061255_000000452061_00463_29074_7435.N1	22-SEP-2007 06:12:55	Dark	45.000	117	Pi Pup	2.7060	3800.0	90	29074	No
54	GOM_NL__2PRFIN20070922_061841_000000552061_00464_29075_7440.N1	22-SEP-2007 06:18:41	Dark	54.500	108	Alp Col	2.6520	15200.	109	29075	No
55	GOM_NL__2PRFIN20070922_063015_000000532061_00464_29075_7441.N1	22-SEP-2007 06:30:15	Straylight	52.500	157	The1Eri	2.9060	9300.0	105	29075	No
56	GOM_NL__2PRFIN20070922_064227_000000552061_00464_29075_7442.N1	22-SEP-2007 06:42:27	Tw_i_and_stray	55.000	52	16Bet Cet	2.0370	4500.0	110	29075	No
57	GOM_NL__2PRFIN20070922_065257_000000372061_00464_29075_7443.N1	22-SEP-2007 06:52:57	Bright	37.000	90	54Alp Peg	2.4870	11000.	74	29075	No
58	GOM_NL__2PRFIN20070922_065642_000000402061_00464_29075_7444.N1	22-SEP-2007 06:56:42	Bright	40.000	93	53Bet Peg	2.5200	3100.0	80	29075	No
59	GOM_NL__2PRFIN20070922_065814_000000452061_00464_29075_7445.N1	22-SEP-2007 06:58:14	Bright	44.500	58	21Alp And	2.0730	11000.	89	29075	No
60	GOM_NL__2PRFIN20070922_070640_000000412061_00464_29075_7446.N1	22-SEP-2007 07:06:40	Bright	40.500	74	11Bet Cas	2.2680	6600.0	81	29075	No
61	GOM_NL__2PRFIN20070922_070818_000000412061_00464_29075_7447.N1	22-SEP-2007 07:08:18	Bright	41.000	76	27Gam Cas	2.3000	30000.	82	29075	No
62	GOM_NL__2PRFIN20070922_073141_000000532061_00464_29075_7448.N1	22-SEP-2007 07:31:41	Bright	53.000	24	66Alp Gem	1.5800	10200.	106	29075	No
63	GOM_NL__2PRFIN20070922_073257_000000512061_00464_29075_7449.N1	22-SEP-2007 07:32:57	Bright	50.500	17	78Bet Gem	1.1610	4500.0	101	29075	No
64	GOM_NL__2PRFIN20070922_074101_000000492061_00464_29075_7450.N1	22-SEP-2007 07:41:01	Dark	49.000	8	10Alp CMi	0.40000	6500.0	98	29075	No
65	GOM_NL__2PRFIN20070922_074821_000000452061_00464_29075_7451.N1	22-SEP-2007 07:48:21	Dark	44.500	132	15Rho Pup	2.8030	6900.0	89	29075	No
66	GOM_NL__2PRFIN20070922_075138_000000522061_00464_29075_7452.N1	22-SEP-2007 07:51:38	Dark	51.500	37	25Del CMa	1.8300	5900.0	103	29075	No
67	GOM_NL__2PRFIN20070922_075332_000000462061_00464_29075_7453.N1	22-SEP-2007 07:53:32	Dark	45.500	117	Pi Pup	2.7060	3800.0	91	29075	No
68	GOM_NL__2PRFIN20070922_075919_000000552061_00465_29076_7449.N1	22-SEP-2007 07:59:19	Dark	55.000	108	Alp Col	2.6520	15200.	110	29076	No
69	GOM_NL__2PRFIN20070922_081051_000000532061_00465_29076_7450.N1	22-SEP-2007 08:10:51	Straylight	52.500	157	The1Eri	2.9060	9300.0	105	29076	No
70	GOM_NL__2PRFIN20070922_082303_000000552061_00465_29076_7451.N1	22-SEP-2007 08:23:03	Tw_i_and_stray	54.500	52	16Bet Cet	2.0370	4500.0	109	29076	No
71	GOM_NL__2PRFIN20070922_083332_000000382061_00465_29076_7452.N1	22-SEP-2007 08:33:32	Bright	38.000	90	54Alp Peg	2.4870	11000.	76	29076	No
72	GOM_NL__2PRFIN20070922_083718_000000392061_00465_29076_7453.N1	22-SEP-2007 08:37:18	Bright	39.000	93	53Bet Peg	2.5200	3100.0	78	29076	No
73	GOM_NL__2PRFIN20070922_083849_000000432061_00465_29076_7454.N1	22-SEP-2007 08:38:49	Bright	42.500	58	21Alp And	2.0730	11000.	85	29076	No
74	GOM_NL__2PRFIN20070922_084716_000000392061_00465_29076_7455.N1	22-SEP-2007 08:47:16	Bright	39.000	74	11Bet Cas	2.2680	6600.0	78	29076	No
75	GOM_NL__2PRFIN20070922_084853_000000422061_00465_29076_7456.N1	22-SEP-2007 08:48:53	Bright	42.000	76	27Gam Cas	2.3000	30000.	84	29076	No
76	GOM_NL__2PRFIN20070922_091217_000000482061_00465_29076_7457.N1	22-SEP-2007 09:12:17	Bright	48.000	24	66Alp Gem	1.5800	10200.	96	29076	No
77	GOM_NL__2PRFIN20070922_092137_000000602061_00465_29076_7458.N1	22-SEP-2007 09:21:37	Dark	59.500	8	10Alp CMi	0.40000	6500.0	119	29076	No
78	GOM_NL__2PRFIN20070922_092858_000000422061_00465_29076_7459.N1	22-SEP-2007 09:28:58	Dark	41.500	132	15Rho Pup	2.8030	6900.0	83	29076	No
79	GOM_NL__2PRFIN20070922_093215_000000552061_00465_29076_7460.N1	22-SEP-2007 09:32:15	Dark	55.000	37	25Del CMa	1.8300	5900.0	110	29076	No
80	GOM_NL__2PRFIN20070922_093409_000000502061_00465_29076_7461.N1	22-SEP-2007 09:34:09	Dark	49.500	117	Pi Pup	2.7060	3800.0	99	29076	No
81	GOM_NL__2PRFIN20070922_093956_000000542061_00466_29077_7468.N1	22-SEP-2007 09:39:56	Dark	54.000	108	Alp Col	2.6520	15200.	108	29077	No
82	GOM_NL__2PRFIN20070922_095128_000000532061_00466_29077_7469.N1	22-SEP-2007 09:51:28	Straylight	52.500	157	The1Eri	2.9060	9300.0	105	29077	No
83	GOM_NL__2PRFIN20070922_100339_000000532061_00466_29077_7470.N1	22-SEP-2007 10:03:39	Tw_i_and_stray	53.000	52	16Bet Cet	2.0370	4500.0	106	29077	No
84	GOM_NL__2PRFIN20070922_101408_000000392061_00466_29077_7471.N1	22-SEP-2007 10:14:08	Bright	38.500	90	54Alp Peg	2.4870	11000.	77	29077	No
85	GOM_NL__2PRFIN20070922_101754_000000372061_00466_29077_7472.N1	22-SEP-2007 10:17:54	Bright	37.000	93	53Bet Peg	2.5200	3100.0	74	29077	No
86	GOM_NL__2PRFIN20070922_101925_000000452061_00466_29077_7473.N1	22-SEP-2007 10:19:25	Bright	44.500	58	21Alp And	2.0730	11000.	89	29077	No
87	GOM_NL__2PRFIN20070922_102751_000000582061_00466_29077_7474.N1	22-SEP-2007 10:27:51	Bright	58.000	74	11Bet Cas	2.2680	6600.0	116	29077	No
88	GOM_NL__2PRFIN20070922_102929_000000432061_00466_29077_7475.N1	22-SEP-2007 10:29:29	Bright	43.000	76	27Gam Cas	2.3000	30000.	86	29077	No
89	GOM_NL__2PRFIN20070922_105253_000000462061_00466_29077_7476.N1	22-SEP-2007 10:52:53	Bright	46.000	24	66Alp Gem	1.5800	10200.	92	29077	No
90	GOM_NL__2PRFIN20070922_110214_000000582061_00466_29077_7477.N1	22-SEP-2007 11:02:14	Dark	57.500	8	10Alp CMi	0.40000	6500.0	115	29077	No
91	GOM_NL__2PRFIN20070922_110934_000000432061_00466_29077_7478.N1	22-SEP-2007 11:09:34	Dark	42.500	132	15Rho Pup	2.8030	6900.0	85	29077	No
92	GOM_NL__2PRFIN20070922_111252_000000572061_00466_29077_7479.N1	22-SEP-2007 11:12:52	Dark	56.500	37	25Del CMa	1.8300	5900.0	113	29077	No
93	GOM_NL__2PRFIN20070922_111445_000000432061_00466_29077_7480.N1	22-SEP-2007 11:14:45	Dark	42.500	117	Pi Pup	2.7060	3800.0	85	29077	No
94	GOM_NL__2PRFIN20070922_112033_000000562061_00467_29078_7482.N1	22-SEP-2007 11:20:33	Dark	55.500	108	Alp Col	2.6520	15200.	111	29078	No
95	GOM_NL__2PRFIN20070922_113205_000000532061_00467_29078_7483.N1	22-SEP-2007 11:32:05	Straylight	52.500	157	The1Eri	2.9060	9300.0	105	29078	No
96	GOM_NL__2PRFIN20070922_114415_000000522061_00467_29078_7484.N1	22-SEP-2007 11:44:15	Tw_i_and_stray	52.000	52	16Bet Cet	2.0370	4500.0	104	29078	No
97	GOM_NL__2PRFIN20070922_115444_000000382061_00467_29078_7485.N1	22-SEP-2007 11:54:44	Bright	38.000	90	54Alp Peg	2.4870	11000.	76	29078	No
98	GOM_NL__2PRFIN20070922_115830_000000382061_00467_29078_7486.N1	22-SEP-2007 11:58:30	Bright	37.500	93	53Bet Peg	2.5200	3100.0	75	29078	No
99	GOM_NL__2PRFIN20070922_120000_000000452061_00467_29078_7487.N1	22-SEP-2007 12:00:00	Bright	44.500	58	21Alp And	2.0730	11000.	89	29078	No
100	GOM_NL__2PRFIN20070922_120827_000000412061_00467_29078_7488.N1	22-SEP-2007 12:08:27	Bright	40.500	74	11Bet Cas	2.2680	6600.0	81	29078	No
101	GOM_NL__2PRFIN20070922_121004_000000422061_00467_29078_7489.N1	22-SEP-2007 12:10:04	Bright	42.000	76	27Gam Cas	2.3000	30000.	84	29078	No

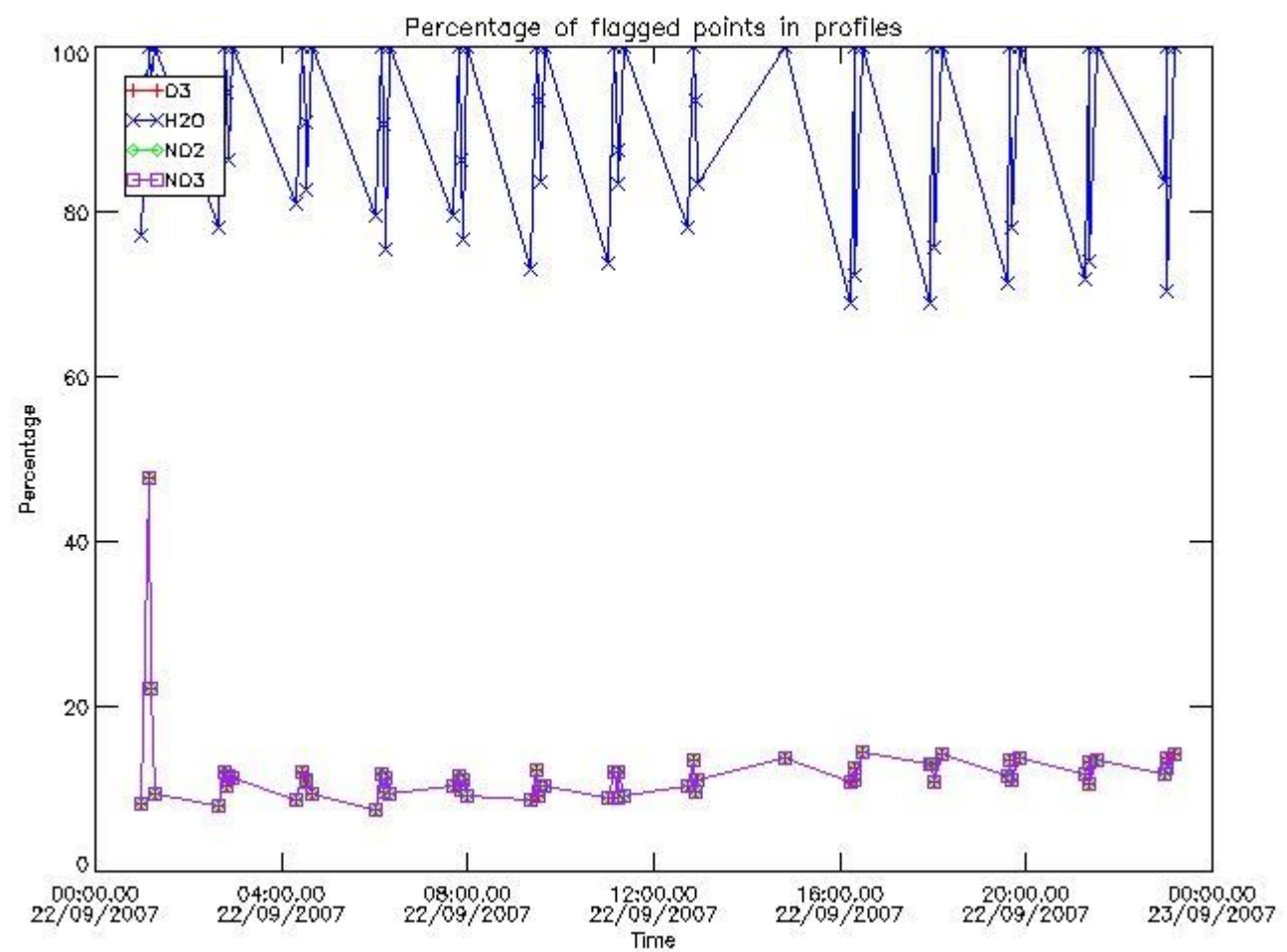
102	GOM_NL__2PRFIN20070922_123329_000000472061_00467_29078_7490.N1	22-SEP-2007 12:33:29	Bright	47.000	24	66Alp Gem	1.5800	10200.	94	29078	No
103	GOM_NL__2PRFIN20070922_124250_000000602061_00467_29078_7491.N1	22-SEP-2007 12:42:50	Dark	59.500	8	10Alp CMi	0.40000	6500.0	119	29078	No
104	GOM_NL__2PRFIN20070922_125011_000000422061_00467_29078_7492.N1	22-SEP-2007 12:50:11	Dark	41.500	132	15Rho Pup	2.8030	6900.0	83	29078	No
105	GOM_NL__2PRFIN20070922_125328_000000542061_00467_29078_7493.N1	22-SEP-2007 12:53:28	Dark	53.500	37	25Del CMa	1.8300	5900.0	107	29078	No
106	GOM_NL__2PRFIN20070922_125522_000000462061_00467_29078_7494.N1	22-SEP-2007 12:55:22	Dark	45.500	117	Pi Pup	2.7060	3800.0	91	29078	No
107	GOM_NL__2PRFIN20070922_144933_000000372061_00469_29080_7509.N1	22-SEP-2007 14:49:33	Dark	37.000	135	Bet Hyi	2.8200	5800.0	74	29080	No
108	GOM_NL__2PRFIN20070922_145830_000000452061_00469_29080_7510.N1	22-SEP-2007 14:58:30	Straylight	45.000	63	Bet Gru	2.1500	2800.0	90	29080	No
109	GOM_NL__2PRFIN20070922_150305_000000442061_00469_29080_7511.N1	22-SEP-2007 15:03:05	Straylight	44.000	18	24Alp PsA	1.1660	9700.0	88	29080	No
110	GOM_NL__2PRFIN20070922_151145_000000372061_00469_29080_7512.N1	22-SEP-2007 15:11:45	Bright	37.000	162	34Alp Aqr	2.9440	5350.0	74	29080	No
111	GOM_NL__2PRFIN20070922_151448_000000372061_00469_29080_7513.N1	22-SEP-2007 15:14:48	Bright	36.500	61	8Eps Peg	2.1000	3900.0	73	29080	No
112	GOM_NL__2PRFIN20070922_152926_000000352061_00469_29080_7514.N1	22-SEP-2007 15:29:26	Bright	35.000	89	5Alp Cep	2.4510	8000.0	70	29080	No
113	GOM_NL__2PRFIN20070922_153657_000000352061_00469_29080_7515.N1	22-SEP-2007 15:36:57	Bright	35.000	49	1Alp UMi	1.9900	6300.0	70	29080	No
114	GOM_NL__2PRFIN20070922_153822_000000372061_00469_29080_7516.N1	22-SEP-2007 15:38:22	Bright	36.500	60	7Bet UMi	2.0810	3950.0	73	29080	No
115	GOM_NL__2PRFIN20070922_154435_000000362061_00469_29080_7517.N1	22-SEP-2007 15:44:35	Bright	35.500	36	50Alp UMa	1.8000	6300.0	71	29080	No
116	GOM_NL__2PRFIN20070922_154602_000000332061_00469_29080_7518.N1	22-SEP-2007 15:46:02	Bright	33.000	82	48Bet UMa	2.3650	10600.	66	29080	No
117	GOM_NL__2PRFIN20070922_161449_000000472061_00469_29080_7519.N1	22-SEP-2007 16:14:49	Dark	47.000	65	Lam Vel	2.2040	4400.0	94	29080	No
118	GOM_NL__2PRFIN20070922_161807_000000412061_00469_29080_7520.N1	22-SEP-2007 16:18:07	Dark	41.000	46	Del Vel	1.9540	10600.	82	29080	No
119	GOM_NL__2PRFIN20070922_161941_000000462061_00469_29080_7521.N1	22-SEP-2007 16:19:41	Dark	45.500	41	Eps Car	1.8600	4100.0	91	29080	No
120	GOM_NL__2PRFIN20070922_163009_000000392061_00470_29081_7519.N1	22-SEP-2007 16:30:09	Dark	38.500	135	Bet Hyi	2.8200	5800.0	77	29081	No
121	GOM_NL__2PRFIN20070922_163906_000000482061_00470_29081_7520.N1	22-SEP-2007 16:39:06	Straylight	47.500	63	Bet Gru	2.1500	2800.0	95	29081	No
122	GOM_NL__2PRFIN20070922_164341_000000432061_00470_29081_7521.N1	22-SEP-2007 16:43:41	Straylight	43.000	18	24Alp PsA	1.1660	9700.0	86	29081	No
123	GOM_NL__2PRFIN20070922_165221_000000382061_00470_29081_7522.N1	22-SEP-2007 16:52:21	Bright	37.500	162	34Alp Aqr	2.9440	5350.0	75	29081	No
124	GOM_NL__2PRFIN20070922_165524_000000382061_00470_29081_7523.N1	22-SEP-2007 16:55:24	Bright	38.000	61	8Eps Peg	2.1000	3900.0	76	29081	No
125	GOM_NL__2PRFIN20070922_171002_000000372061_00470_29081_7524.N1	22-SEP-2007 17:10:02	Bright	36.500	89	5Alp Cep	2.4510	8000.0	73	29081	No
126	GOM_NL__2PRFIN20070922_171733_000000362061_00470_29081_7525.N1	22-SEP-2007 17:17:33	Bright	36.000	49	1Alp UMi	1.9900	6300.0	72	29081	No
127	GOM_NL__2PRFIN20070922_171858_000000372061_00470_29081_7526.N1	22-SEP-2007 17:18:58	Bright	37.000	60	7Bet UMi	2.0810	3950.0	74	29081	No
128	GOM_NL__2PRFIN20070922_172511_000000352061_00470_29081_7527.N1	22-SEP-2007 17:25:11	Bright	35.000	36	50Alp UMa	1.8000	6300.0	70	29081	No
129	GOM_NL__2PRFIN20070922_172639_000000412061_00470_29081_7528.N1	22-SEP-2007 17:26:39	Bright	40.500	82	48Bet UMa	2.3650	10600.	81	29081	No
130	GOM_NL__2PRFIN20070922_175525_000000392061_00470_29081_7529.N1	22-SEP-2007 17:55:25	Dark	39.000	65	Lam Vel	2.2040	4400.0	78	29081	No
131	GOM_NL__2PRFIN20070922_175843_000000402061_00470_29081_7530.N1	22-SEP-2007 17:58:43	Dark	39.500	46	Del Vel	1.9540	10600.	79	29081	No
132	GOM_NL__2PRFIN20070922_180017_000000482061_00470_29081_7531.N1	22-SEP-2007 18:00:17	Dark	47.500	41	Eps Car	1.8600	4100.0	95	29081	No
133	GOM_NL__2PRFIN20070922_181045_000000362061_00471_29082_7539.N1	22-SEP-2007 18:10:45	Dark	35.500	135	Bet Hyi	2.8200	5800.0	71	29082	No
134	GOM_NL__2PRFIN20070922_181942_000000502061_00471_29082_7540.N1	22-SEP-2007 18:19:42	Straylight	50.000	63	Bet Gru	2.1500	2800.0	100	29082	No
135	GOM_NL__2PRFIN20070922_182417_000000412061_00471_29082_7541.N1	22-SEP-2007 18:24:17	Straylight	41.000	18	24Alp PsA	1.1660	9700.0	82	29082	No
136	GOM_NL__2PRFIN20070922_183257_000000382061_00471_29082_7542.N1	22-SEP-2007 18:32:57	Bright	38.000	162	34Alp Aqr	2.9440	5350.0	76	29082	No
137	GOM_NL__2PRFIN20070922_183600_000000392061_00471_29082_7543.N1	22-SEP-2007 18:36:00	Bright	38.500	61	8Eps Peg	2.1000	3900.0	77	29082	No
138	GOM_NL__2PRFIN20070922_185038_000000362061_00471_29082_7544.N1	22-SEP-2007 18:50:38	Bright	36.000	89	5Alp Cep	2.4510	8000.0	72	29082	No
139	GOM_NL__2PRFIN20070922_185809_000000362061_00471_29082_7545.N1	22-SEP-2007 18:58:09	Bright	36.000	49	1Alp UMi	1.9900	6300.0	72	29082	No
140	GOM_NL__2PRFIN20070922_185934_000000382061_00471_29082_7546.N1	22-SEP-2007 18:59:34	Bright	38.000	60	7Bet UMi	2.0810	3950.0	76	29082	No
141	GOM_NL__2PRFIN20070922_190547_000000352061_00471_29082_7547.N1	22-SEP-2007 19:05:47	Bright	35.000	36	50Alp UMa	1.8000	6300.0	70	29082	No
142	GOM_NL__2PRFIN20070922_190715_000000522061_00471_29082_7548.N1	22-SEP-2007 19:07:15	Bright	51.500	82	48Bet UMa	2.3650	10600.	103	29082	No
143	GOM_NL__2PRFIN20070922_193601_000000442061_00471_29082_7549.N1	22-SEP-2007 19:36:01	Dark	44.000	65	Lam Vel	2.2040	4400.0	88	29082	No
144	GOM_NL__2PRFIN20070922_193919_000000382061_00471_29082_7550.N1	22-SEP-2007 19:39:19	Dark	38.000	46	Del Vel	1.9540	10600.	76	29082	No
145	GOM_NL__2PRFIN20070922_194053_000000462061_00471_29082_7551.N1	22-SEP-2007 19:40:53	Dark	46.000	41	Eps Car	1.8600	4100.0	92	29082	No
146	GOM_NL__2PRFIN20070922_195121_000000372061_00472_29083_7552.N1	22-SEP-2007 19:51:21	Dark	36.500	135	Bet Hyi	2.8200	5800.0	73	29083	No
147	GOM_NL__2PRFIN20070922_200018_000000492061_00472_29083_7553.N1	22-SEP-2007 20:00:18	Straylight	49.000	63	Bet Gru	2.1500	2800.0	98	29083	No
148	GOM_NL__2PRFIN20070922_200453_000000422061_00472_29083_7554.N1	22-SEP-2007 20:04:53	Straylight	41.500	18	24Alp PsA	1.1660	9700.0	83	29083	No
149	GOM_NL__2PRFIN20070922_201333_000000372061_00472_29083_7555.N1	22-SEP-2007 20:13:33	Bright	37.000	162	34Alp Aqr	2.9440	5350.0	74	29083	No
150	GOM_NL__2PRFIN20070922_201636_000000382061_00472_29083_7556.N1	22-SEP-2007 20:16:36	Bright	37.500	61	8Eps Peg	2.1000	3900.0	75	29083	No
151	GOM_NL__2PRFIN20070922_203114_000000352061_00472_29083_7557.N1	22-SEP-2007 20:31:14	Bright	35.000	89	5Alp Cep	2.4510	8000.0	70	29083	No
152	GOM_NL__2PRFIN20070922_203845_000000382061_00472_29083_7558.N1	22-SEP-2007 20:38:45	Bright	38.000	49	1Alp UMi	1.9900	6300.0	76	29083	No
153	GOM_NL__2PRFIN20070922_204010_000000372061_00472_29083_7559.N1	22-SEP-2007 20:40:10	Bright	36.500	60	7Bet UMi	2.0810	3950.0	73	29083	No
154	GOM_NL__2PRFIN20070922_204623_000000522061_00472_29083_7560.N1	22-SEP-2007 20:46:23	Bright	52.000	36	50Alp UMa	1.8000	6300.0	104	29083	No
155	GOM_NL__2PRFIN20070922_204751_000000402061_00472_29083_7561.N1	22-SEP-2007 20:47:51	Bright	40.000	82	48Bet UMa	2.3650	10600.	80	29083	No
156	GOM_NL__2PRFIN20070922_211637_000000432061_00472_29083_7562.N1	22-SEP-2007 21:16:37	Dark	43.000	65	Lam Vel	2.2040	4400.0	86	29083	No
157	GOM_NL__2PRFIN20070922_211956_000000432061_00472_29083_7563.N1	22-SEP-2007 21:19:56	Dark	42.500	46	Del Vel	1.9540	10600.	85	29083	No
158	GOM_NL__2PRFIN20070922_212130_000000492061_00472_29083_7564.N1	22-SEP-2007 21:21:30	Dark	48.500	41	Eps Car	1.8600	4100.0	97	29083	No
159	GOM_NL__2PRFIN20070922_213157_000000382061_00473_29084_7597.N1	22-SEP-2007 21:31:57	Dark	37.500	135	Bet Hyi	2.8200	5800.0	75	29084	No
160	GOM_NL__2PRFIN20070922_214054_000000522061_00473_29084_7598.N1	22-SEP-2007 21:40:54	Straylight	51.500	63	Bet Gru	2.1500	2800.0	103	29084	No

161	GOM_NL__2PRFIN20070922_214529_000000412061_00473_29084_7599.N1	22-SEP-2007 21:45:29	Straylight	40.500	18	24Alp PsA	1.1660	9700.0	81	29084	No
162	GOM_NL__2PRFIN20070922_215409_000000372061_00473_29084_7600.N1	22-SEP-2007 21:54:09	Bright	37.000	162	34Alp Aqr	2.9440	5350.0	74	29084	No
163	GOM_NL__2PRFIN20070922_215712_000000382061_00473_29084_7601.N1	22-SEP-2007 21:57:12	Bright	38.000	61	8Eps Peg	2.1000	3900.0	76	29084	No
164	GOM_NL__2PRFIN20070922_221150_000000362061_00473_29084_7602.N1	22-SEP-2007 22:11:50	Bright	36.000	89	5Alp Cep	2.4510	8000.0	72	29084	No
165	GOM_NL__2PRFIN20070922_221920_000000362061_00473_29084_7603.N1	22-SEP-2007 22:19:20	Bright	35.500	49	1Alp UMi	1.9900	6300.0	71	29084	No
166	GOM_NL__2PRFIN20070922_222047_000000382061_00473_29084_7604.N1	22-SEP-2007 22:20:47	Bright	37.500	60	7Bet UMi	2.0810	3950.0	75	29084	No
167	GOM_NL__2PRFIN20070922_222659_000000352061_00473_29084_7605.N1	22-SEP-2007 22:26:59	Bright	34.500	36	50Alp UMa	1.8000	6300.0	69	29084	No
168	GOM_NL__2PRFIN20070922_222827_000000352061_00473_29084_7606.N1	22-SEP-2007 22:28:27	Bright	34.500	82	48Bet UMa	2.3650	10600.	69	29084	No
169	GOM_NL__2PRFIN20070922_223135_000000372061_00473_29084_7607.N1	22-SEP-2007 22:31:35	Bright	36.500	174	52Psi UMa	3.0040	4400.0	73	29084	No
170	GOM_NL__2PRFIN20070922_225713_000000432061_00473_29084_7608.N1	22-SEP-2007 22:57:13	Dark	43.000	65	Lam Vel	2.2040	4400.0	86	29084	No
171	GOM_NL__2PRFIN20070922_230032_000000372061_00473_29084_7609.N1	22-SEP-2007 23:00:32	Dark	37.000	46	Del Vel	1.9540	10600.	74	29084	No
172	GOM_NL__2PRFIN20070922_230206_000000412061_00473_29084_7610.N1	22-SEP-2007 23:02:06	Dark	41.000	41	Eps Car	1.8600	4100.0	82	29084	No
173	GOM_NL__2PRFIN20070922_231233_000000362061_00474_29085_7607.N1	22-SEP-2007 23:12:33	Dark	36.000	135	Bet Hyi	2.8200	5800.0	72	29085	No
174	GOM_NL__2PRFIN20070922_232130_000000452061_00474_29085_7608.N1	22-SEP-2007 23:21:30	Straylight	44.500	63	Bet Gru	2.1500	2800.0	89	29085	No
175	GOM_NL__2PRFIN20070922_232605_000000442061_00474_29085_7609.N1	22-SEP-2007 23:26:05	Straylight	43.500	18	24Alp PsA	1.1660	9700.0	87	29085	No
176	GOM_NL__2PRFIN20070922_233445_000000362061_00474_29085_7610.N1	22-SEP-2007 23:34:45	Bright	36.000	162	34Alp Aqr	2.9440	5350.0	72	29085	No
177	GOM_NL__2PRFIN20070922_233748_000000382061_00474_29085_7611.N1	22-SEP-2007 23:37:48	Bright	37.500	61	8Eps Peg	2.1000	3900.0	75	29085	No
178	GOM_NL__2PRFIN20070922_235226_000000372061_00474_29085_7612.N1	22-SEP-2007 23:52:26	Bright	36.500	89	5Alp Cep	2.4510	8000.0	73	29085	No
179	GOM_NL__2PRFIN20070922_235956_000000332061_00474_29085_7613.N1	22-SEP-2007 23:59:56	Bright	32.500	49	1Alp UMi	1.9900	6300.0	65	29085	No

3. Quality information per product


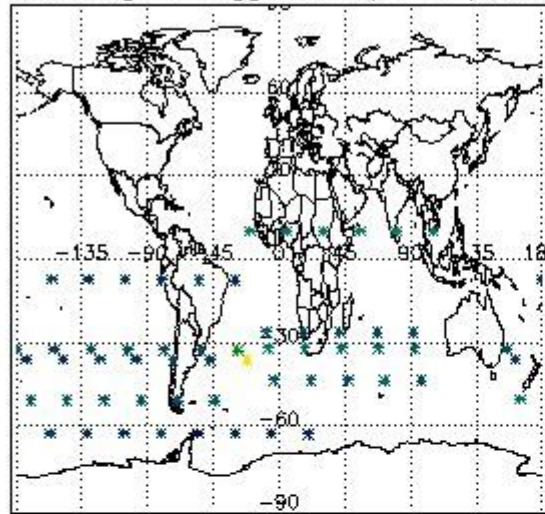
In this section it is plotted some information contained in the Quality Summary data set of the level 2 products. Only products in dark limb conditions and without errors (error flag in the MPH set to "0") are used.

3.1 Plot quality information per product (time dependant)

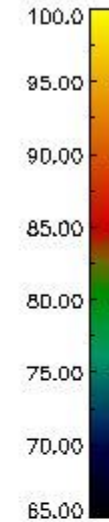
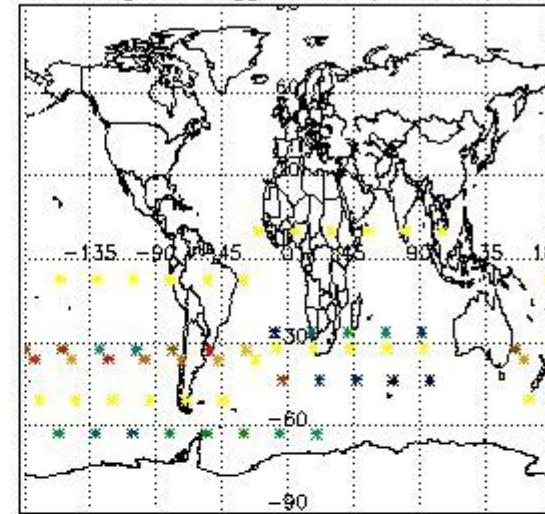


3.2 Plot quality information per product (world map)

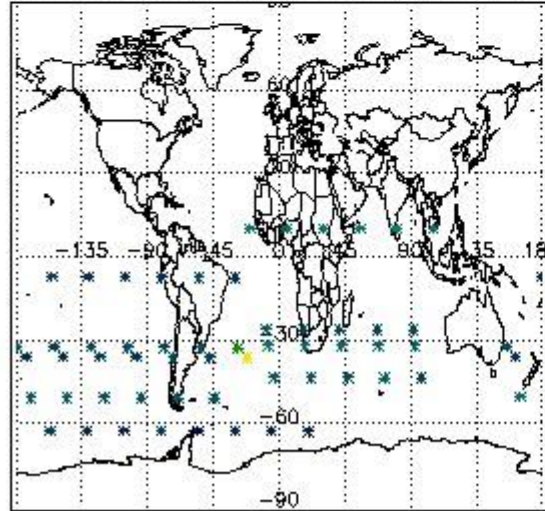
Percentage of flagged data per O3 profile



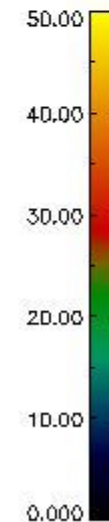
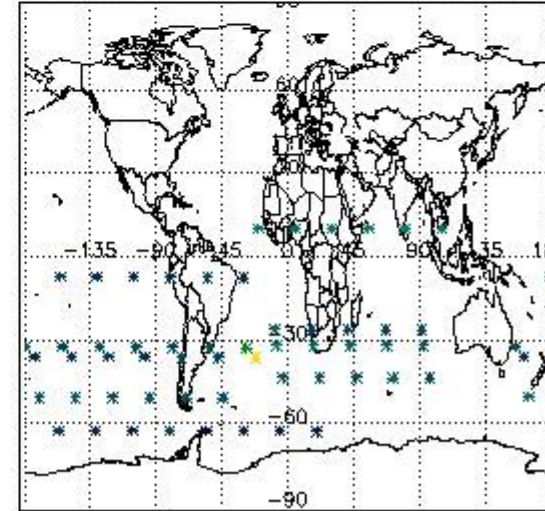
Percentage of flagged data per H2O profile



Percentage of flagged data per NO2 profile



Percentage of flagged data per NO3 profile

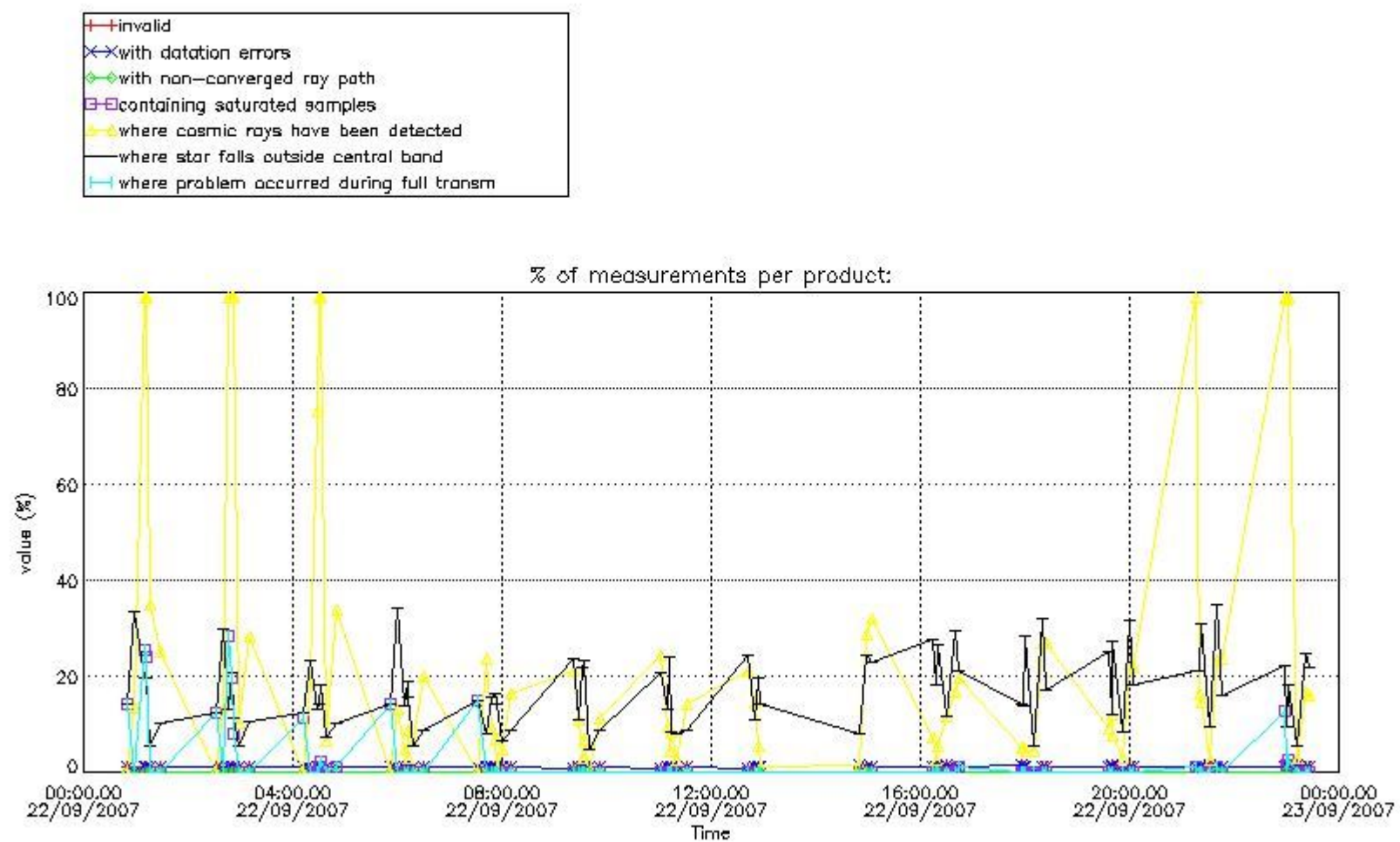


4. Level 1 quality information per product

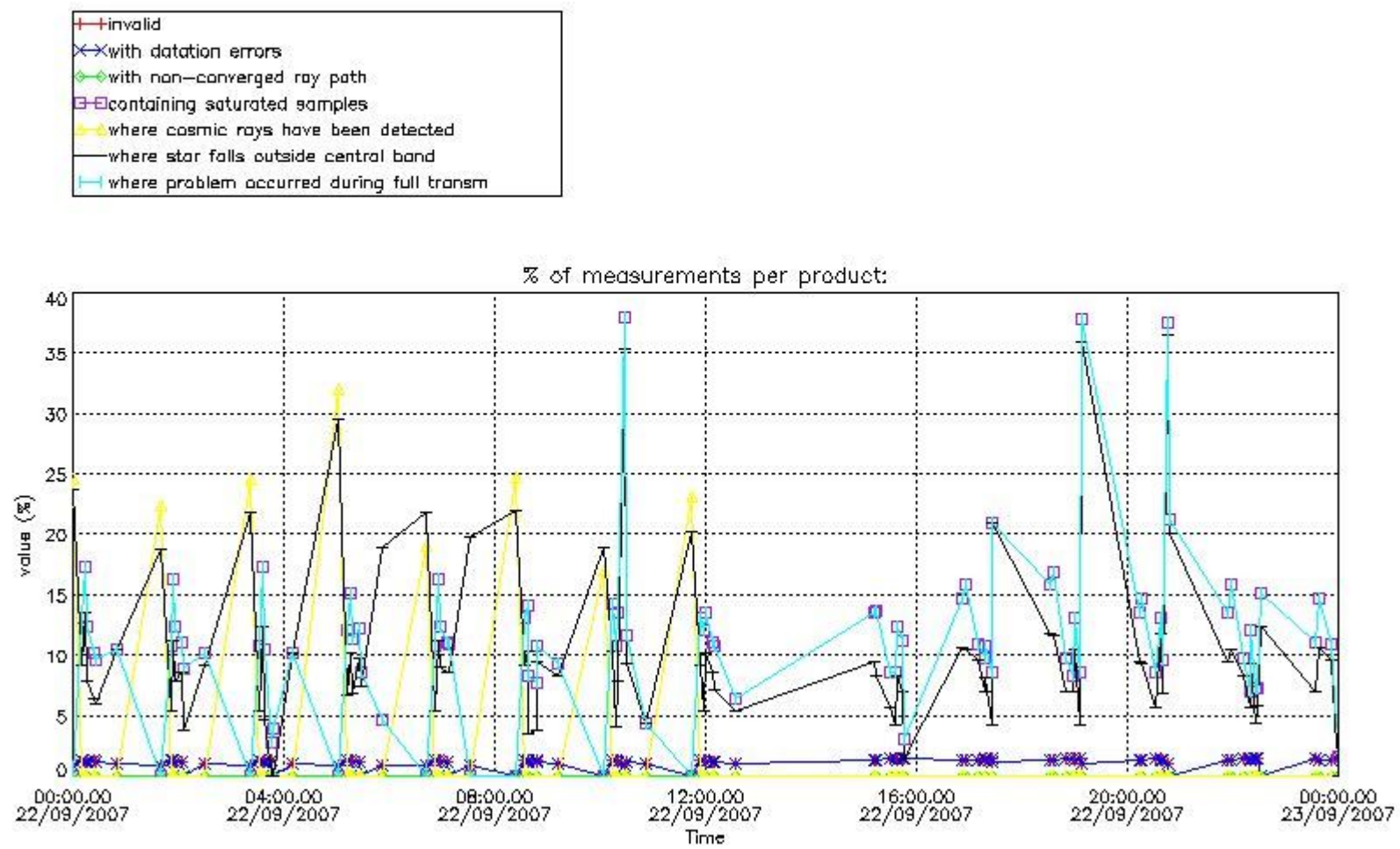
In this section it is plotted some information contained in the Quality Summary data set of the level 2 products that comes from the level 1b processing. Products without errors (error flag in the MPH set to "0") are used.

4.1 Plot quality information per product (time dependant) coming from level 1b processing

4.1.1 Plot level 1 quality information per product (time dependant): ENVISAT ASCENDING passes



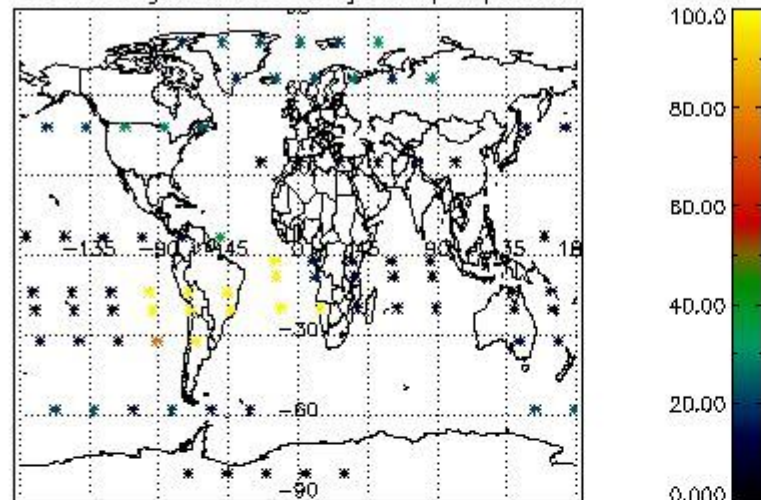
4.1.2 Plot level 1 quality information per product (time dependant): ENVI SAT DESCENDING passes



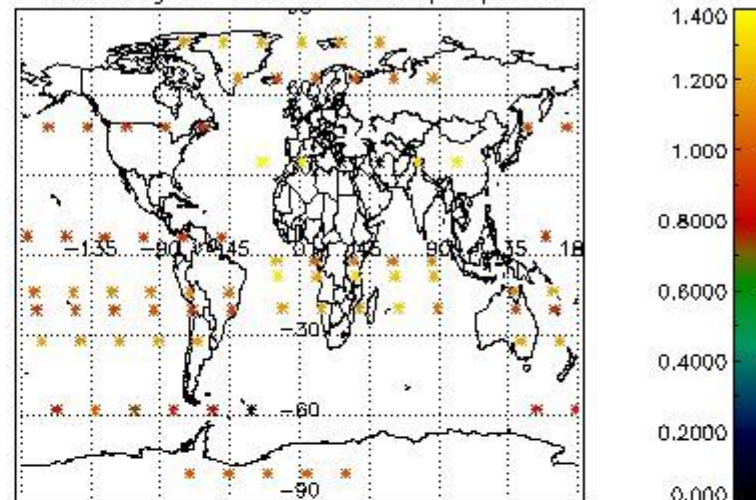
4.2 Plot quality information per product coming from level 1b processing (world map)

4.2.1 Plot level 1 quality information per product (world map): ENVISAT ASCENDING passes

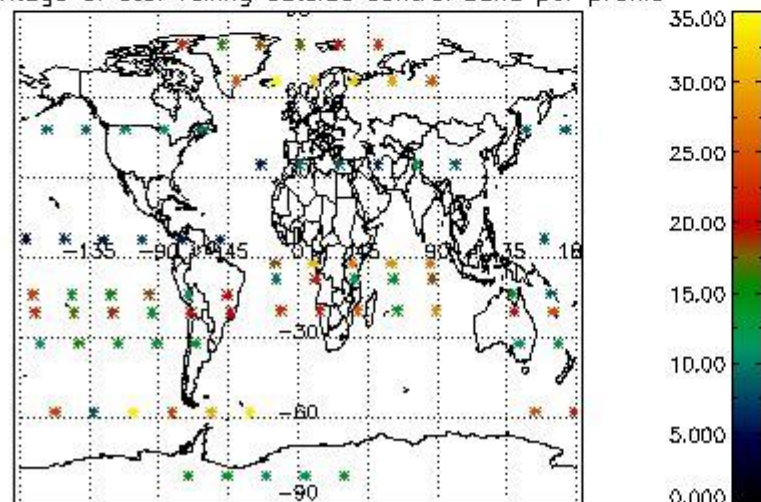
Percentage of cosmic ray hits per profile



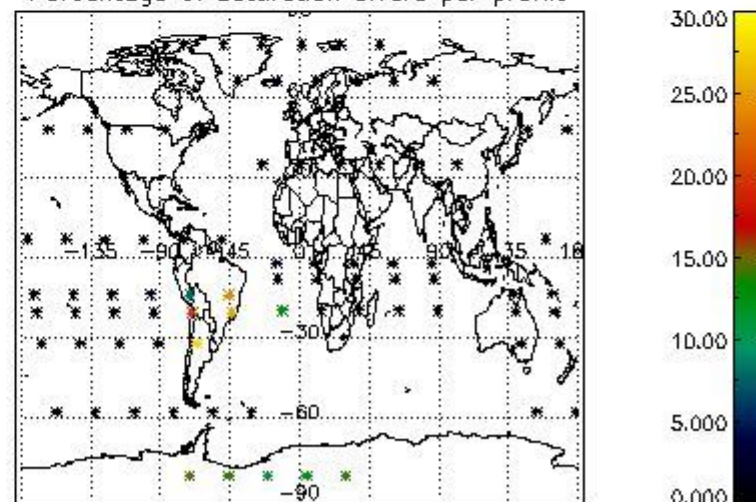
Percentage of datation errors per profile



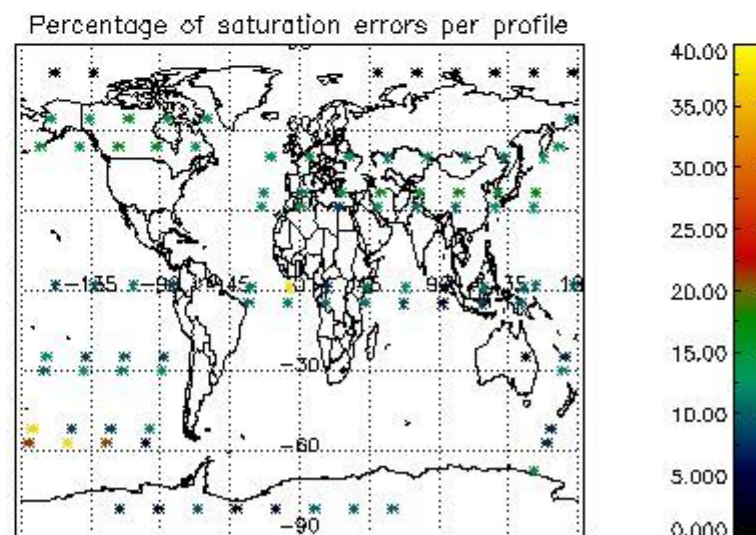
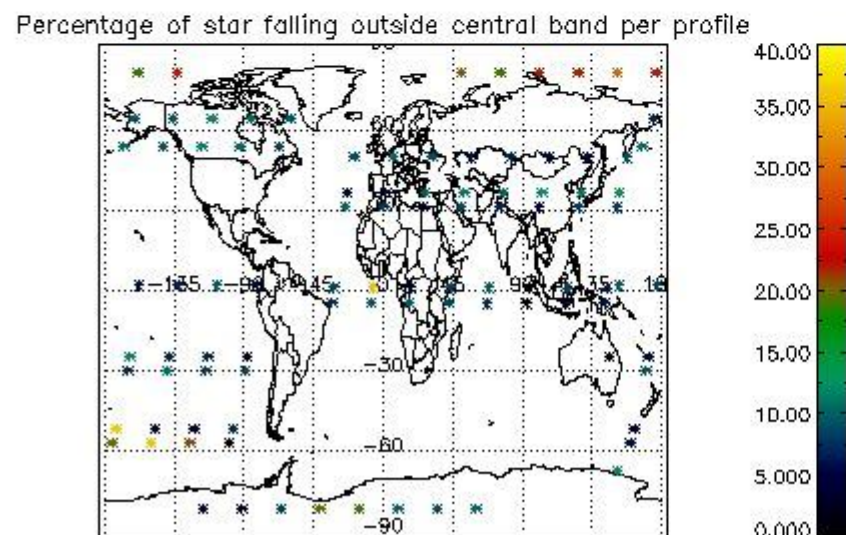
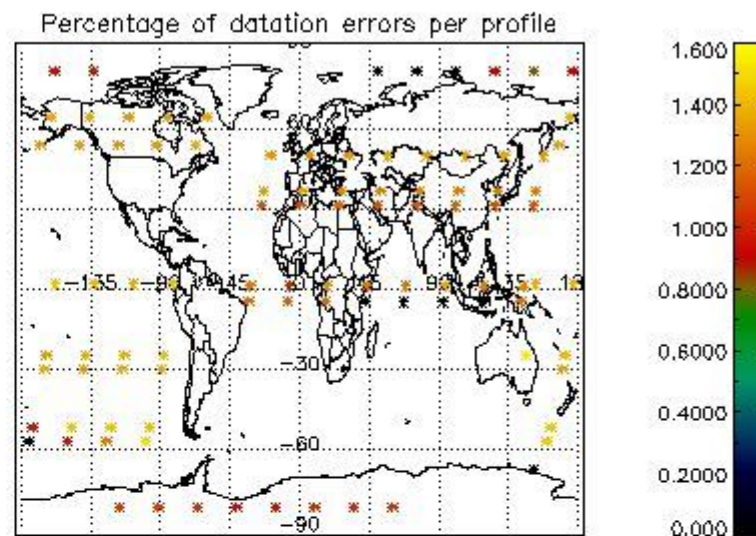
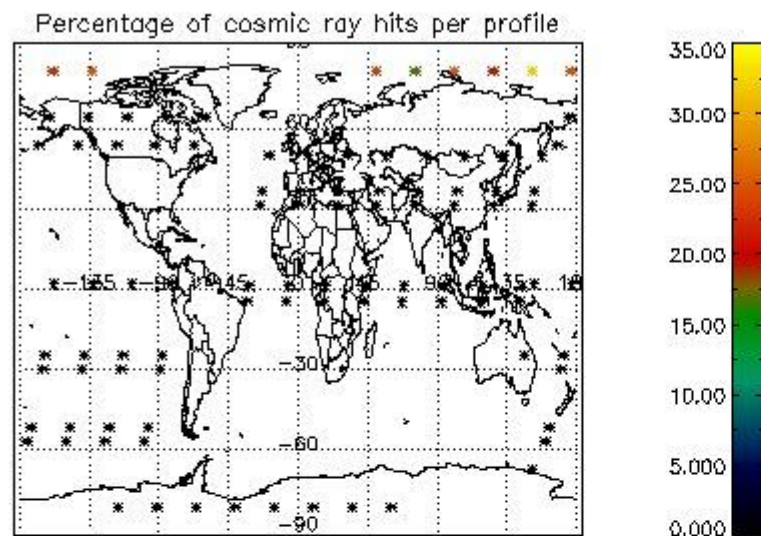
Percentage of star falling outside central band per profile



Percentage of saturation errors per profile



4.2.2 Plot level 1 quality information per product (world map): ENVISAT DESCENDING passes



5. Trace gas profiles

5.1 Ozone statistics based on quality of products

The final quality of the products can be "measured" using the STD (Standard Deviation) attached to every point profile. This information is written to the parameter GOM_NL__2P/NL_LOCAL_SPECIES_DENSITY/o3_std of the level 2 products. The table below shows the statistics for given STD ranges.

The statistics are given with respect to the overall valid production:

- Products without fatal errors: GOM_NL__2P/MPH/PRODUCT_ERR=0
- Valid point profile: GOM_NL__2P/NL_LOCAL_SPECIES_DENSITY/pcd(0)=0

The 'Criteria' is applied to valid points of dark limb products:

- Products in dark limb illumination condition: GOM_NL__2P/NL_SUMMARY_QUALITY/obs_ill_cond=0
- Products without fatal errors: GOM_NL__2P/MPH/PRODUCT_ERR=0
- Valid point profile: GOM_NL__2P/NL_LOCAL_SPECIES_DENSITY/pcd(0)=0

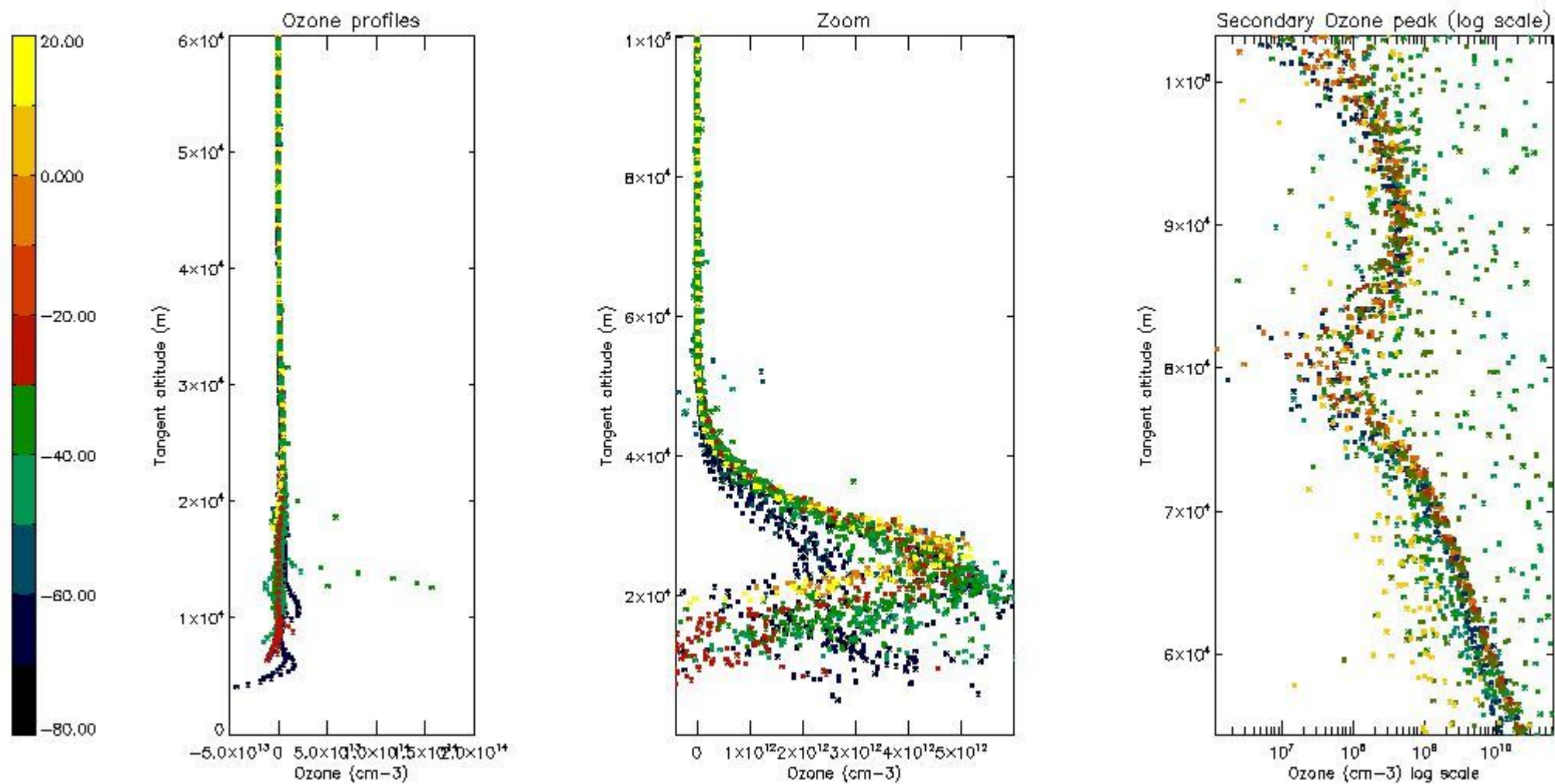
So, the table below shows the percentage of dark limb and valid observations for each criteria with respect to the overall valid daily observations.

Criteria	% of total production
All STD	36
STD < 20	16

STD < 10	11
STD < 5	6

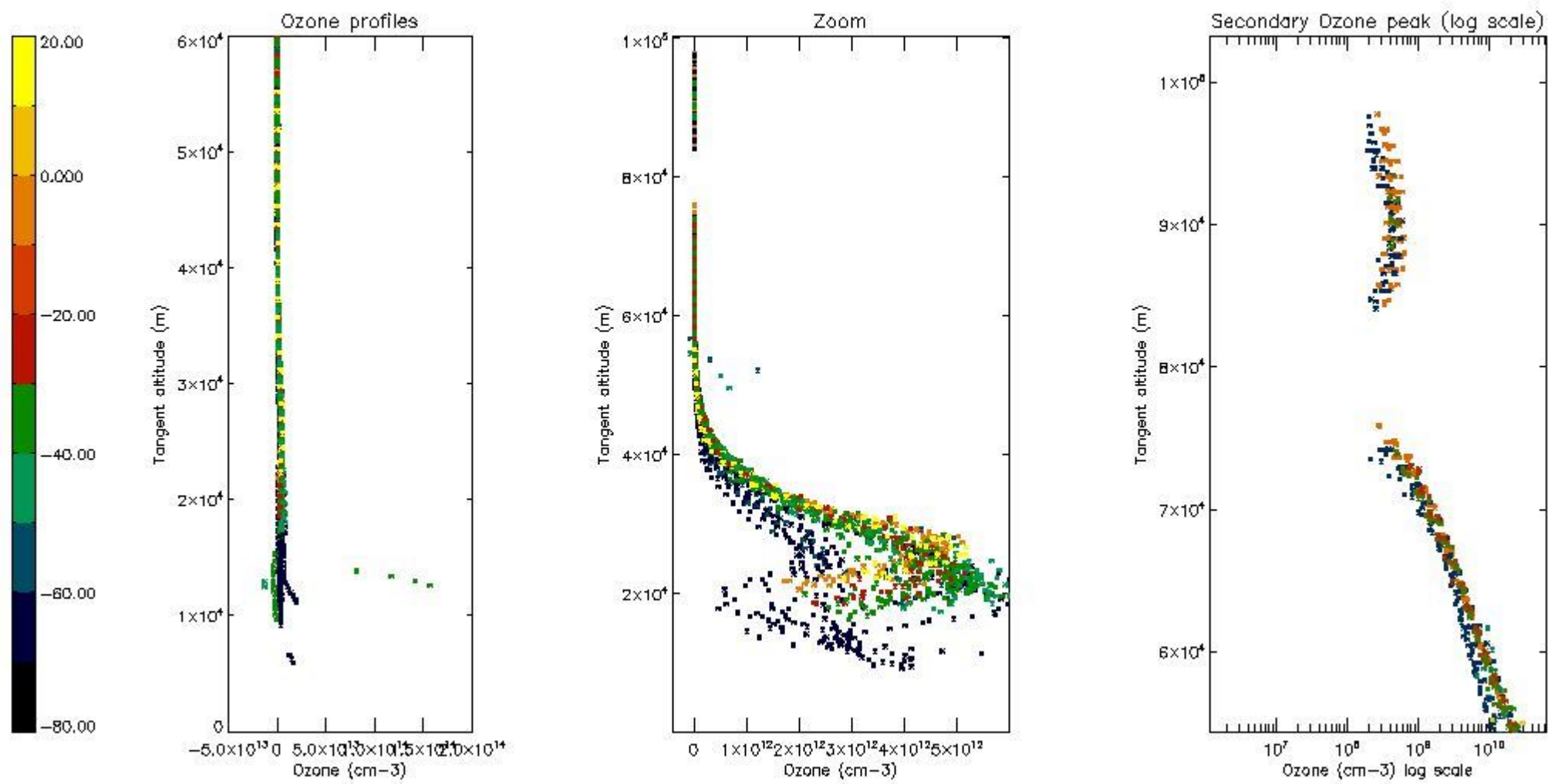
5.2 Plot ozone profiles for all STD (dark without errors)

The colorbar represents the latitude.



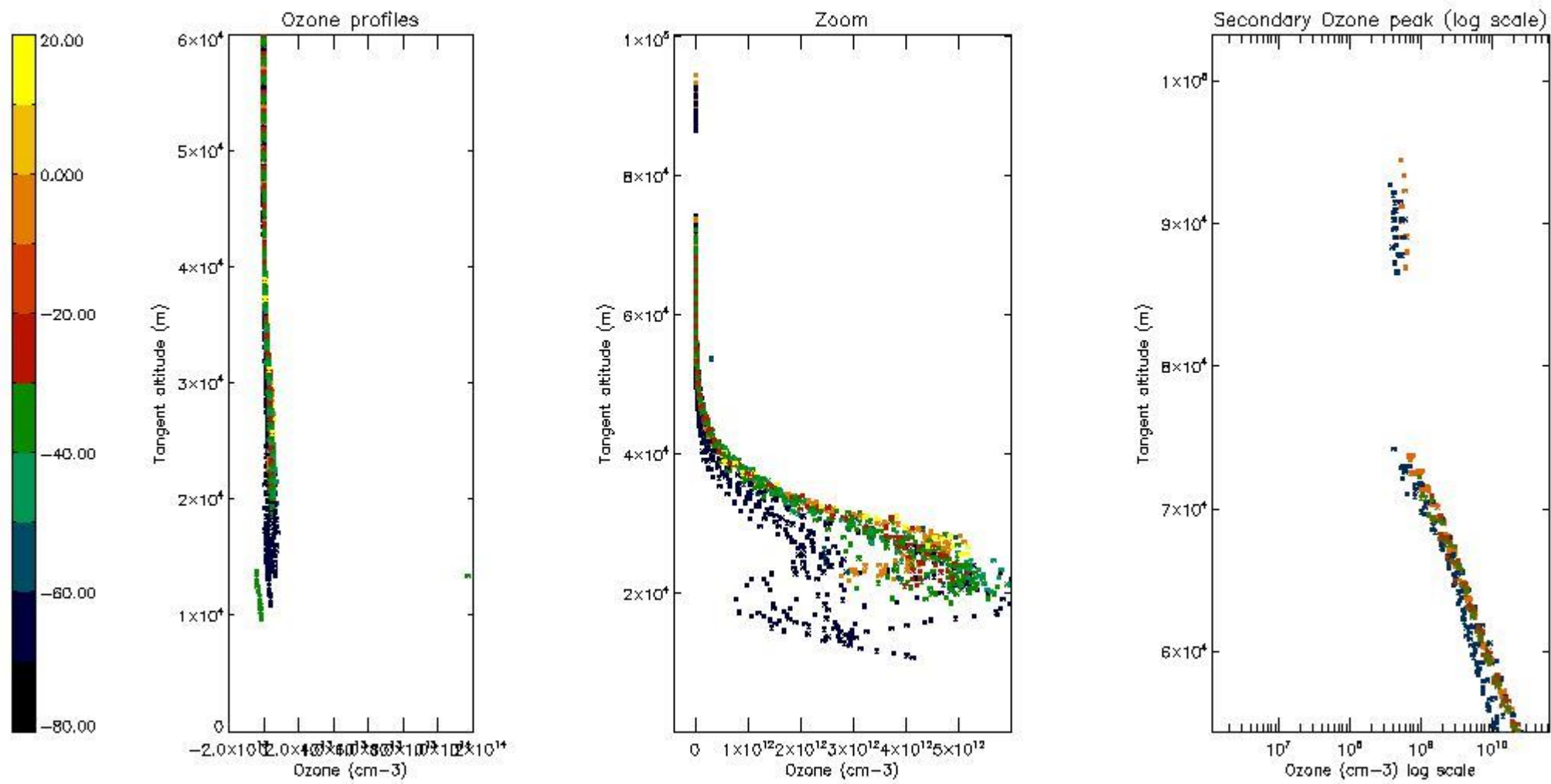
5.3 Plot ozone profiles where STD < 20% (dark without errors)

The colorbar represents the latitude.



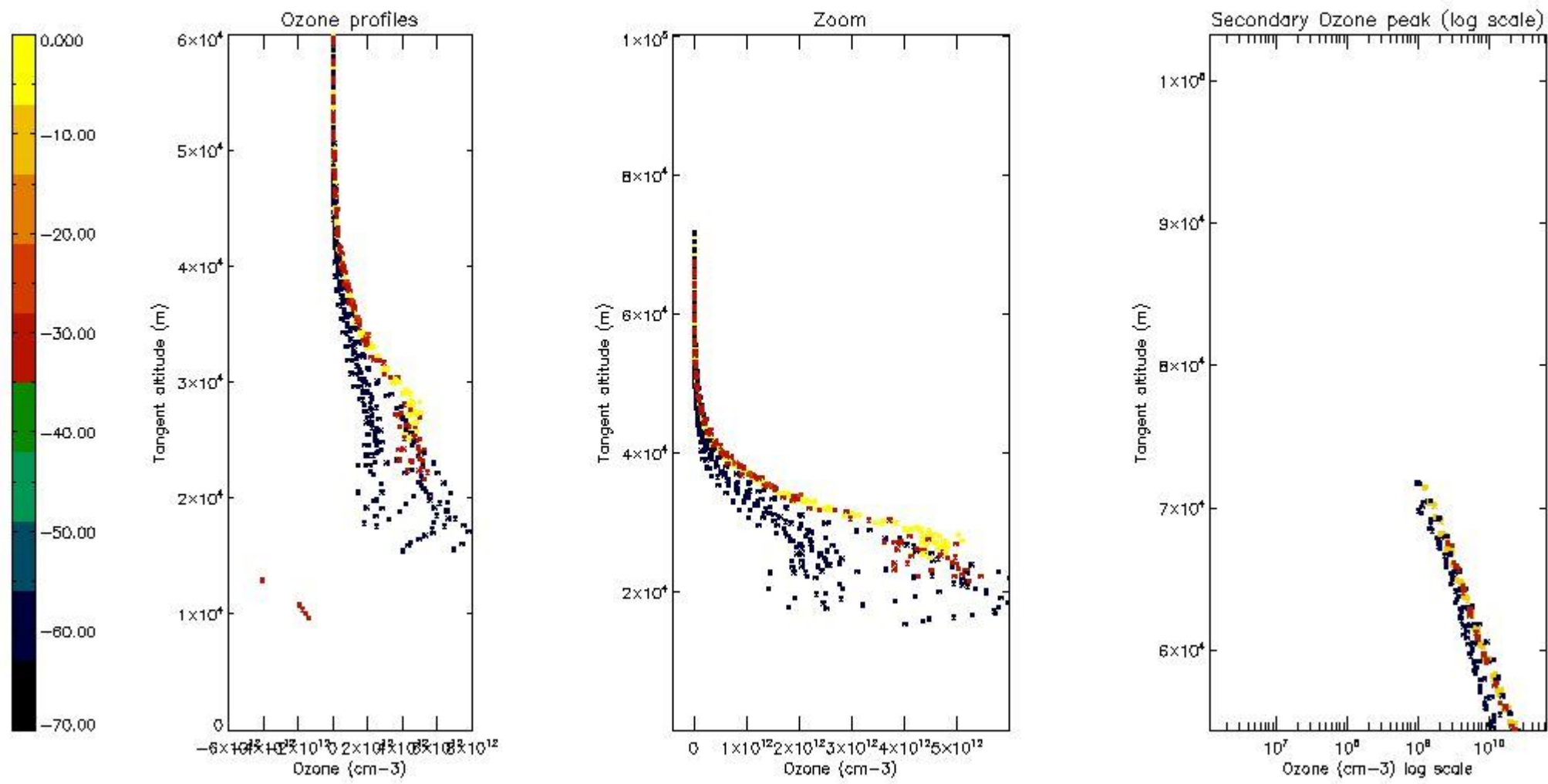
5.4 Plot ozone profiles where STD < 10% (dark without errors)

The colorbar represents the latitude.



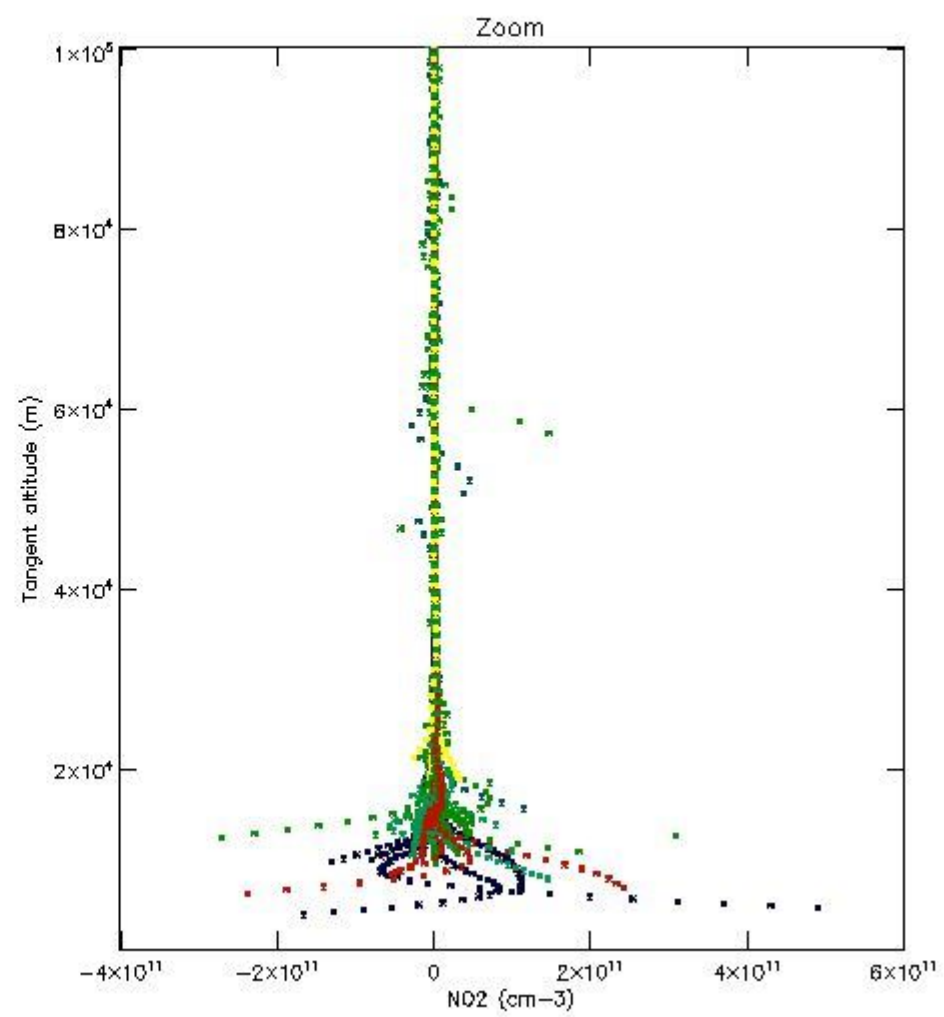
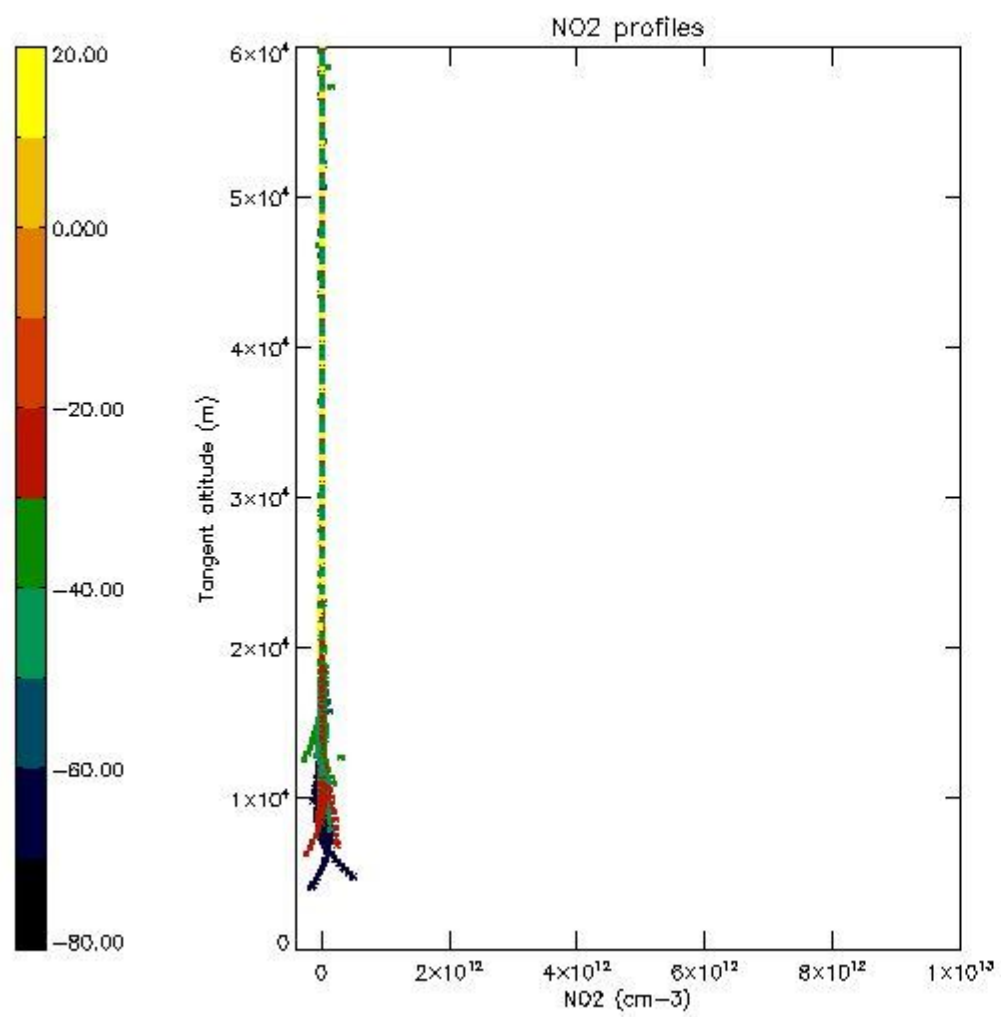
5.5 Plot ozone profiles where STD < 5% (dark without errors)

The colorbar represents the latitude.



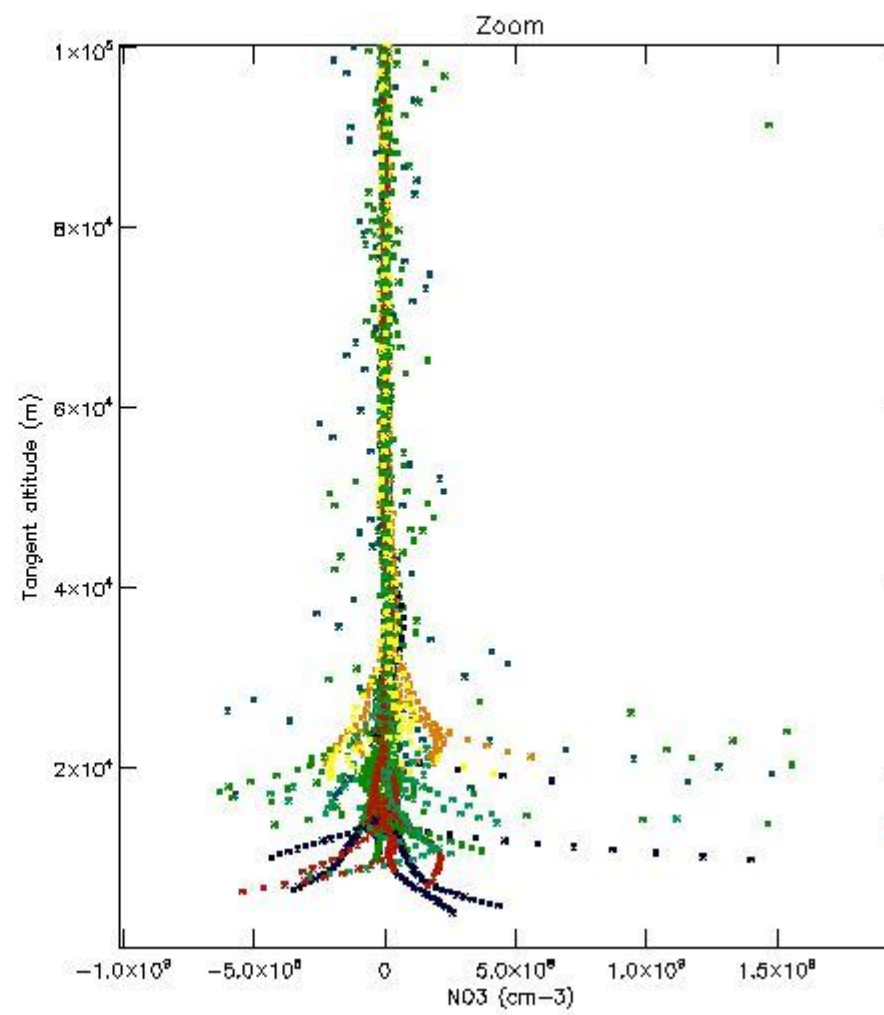
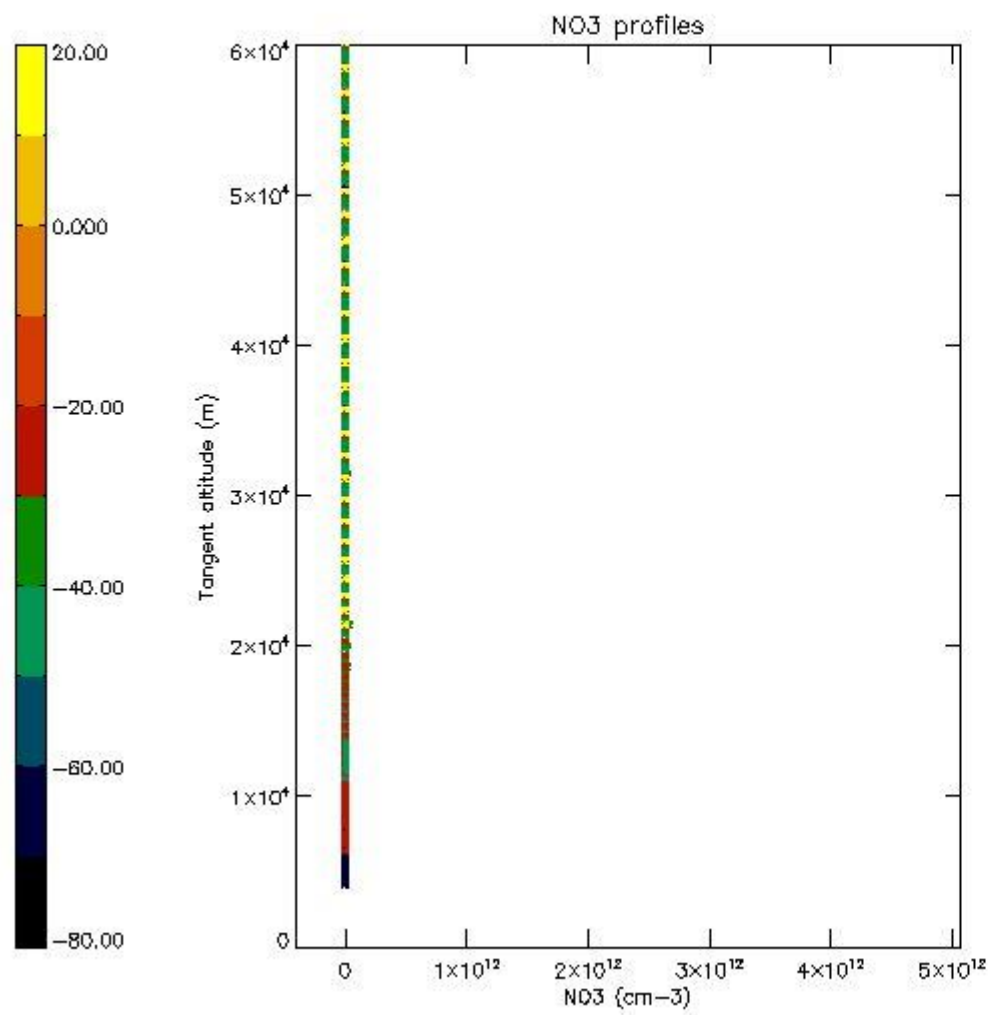
5.6 Plot NO₂ profiles for all STD (dark without errors)

The colorbar represents the latitude.



5.7 Plot NO3 profiles for all STD (dark without errors)

The colorbar represents the latitude.



6. Auxiliary Data Files used for the production reported in section 2

The number reported in the third column indicates since which file (see list in section 2) the corresponding auxiliary file has been used. The fourth column is the date of those product files.

Type	Auxiliary Filename	Used since product	Used since product date
INST_PHYS_CHARACTERISTICS	GOM_INS_AXVIEC20091111_143220_20030716_120000_20500101_000000	1	22-SEP-2007 00:00:02
LEVEL-2_PROC_CONFIG	GOM_PR2_AXVIEC20091111_152718_20020301_000000_20500101_000000	1	22-SEP-2007 00:00:02
CROSS_SECTIONS_FILE	GOM_CRS_AXVIEC20091111_154832_20020301_000000_20500101_000000	1	22-SEP-2007 00:00:02

GOMOS Level 2 Daily Report

SUMMARY

[1. General Info](#)

[2. Summary of processed GOM_NL_2P products](#)

[3. Level 2 Quality information per product](#)

[3.1 Plot of level 2 quality information per product \(time dependant\)](#)

[3.2 Plot of level 2 quality information per product \(world map\)](#)

[4. Level 1 Quality information per product \(stored on level 2 products\)](#)

[4.1 Plot of level 1 quality information per product \(time dependant\)](#)

[4.1.1 Plot of level 1 quality information per product \(time dependant\): ASCENDING](#)

[4.1.2 Plot of level 1 quality information per product \(time dependant\): DESCENDING](#)

[4.2 Plot of level 1 quality information per product \(world map\)](#)

[4.2.1 Plot of level 1 quality information per product \(world map\): ASCENDING](#)

[4.2.2 Plot of level 1 quality information per product \(world map\): DESCENDING](#)

[5. Ozone profiles based on quality statistics and other trace gas profiles](#)

[5.1 Ozone statistics based on quality of products](#)

[5.2 Plot ozone profiles for all STD \(dark without errors\)](#)

[5.3 Plot ozone profiles where STD < 20% \(dark without errors\)](#)

[5.4. Plot ozone profiles where STD < 10% \(dark without errors\)](#)

[5.5. Plot ozone profiles where STD < 5% \(dark without errors\)](#)

[5.6 Plot NO2 profiles for all STD \(dark without errors\)](#)

[5.7 Plot NO3 profiles for all STD \(dark without errors\)](#)

[5.8 Plot H2O profiles \(only for occultations of stars 1,2,3,4,13,14,16,26,63 dark without errors\) for all STD](#)

[6. Auxiliary Data Files used for the production reported in section 2](#)

This report presents the daily analysis on parameters extracted from GOMOS level 2 data (GOM_NL__2P). It is intended to monitor some important parameters that will impact the quality of these products. A list of level 2 products (and content) that have arrived during the reporting day to the PCF is also given.

Item	Value
Time of report generation	23APR2013 05:50:45
Data source version	GOMOS/6.01
Start time of products	22-09-2007 (22SEP2007 00:00:00)
Stop time of products	23-09-2007 (23SEP2007 00:00:00)
Store outputs in DB	Yes
Nb of level 2 prods	179
Nb of prods with errors	0

2. Summary of processed GOM_NL__2P products.

Nr	Filename	UTC Start time	Limb	Duration	Star Id	Star Name	Star Mag	Star Temp	Nb Meas	Orbit	Prod. error
1	GOM_NL__2PRFIN20070922_000002_00000572061_00460_29071_7362.N1	22-SEP-2007 00:00:02	Twilight	57.000	52	16Bet Cet	2.0370	4500.0	114	29071	No
2	GOM_NL__2PRFIN20070922_001033_00000382061_00460_29071_7363.N1	22-SEP-2007 00:10:33	Bright	38.000	90	54Alp Peg	2.4870	11000.	76	29071	No
3	GOM_NL__2PRFIN20070922_001419_00000412061_00460_29071_7364.N1	22-SEP-2007 00:14:19	Bright	40.500	93	53Bet Peg	2.5200	3100.0	81	29071	No
4	GOM_NL__2PRFIN20070922_001552_00000452061_00460_29071_7365.N1	22-SEP-2007 00:15:52	Bright	44.500	58	21Alp And	2.0730	11000.	89	29071	No
5	GOM_NL__2PRFIN20070922_002418_00000402061_00460_29071_7366.N1	22-SEP-2007 00:24:18	Bright	39.500	74	11Bet Cas	2.2680	6600.0	79	29071	No
6	GOM_NL__2PRFIN20070922_002556_00000422061_00460_29071_7367.N1	22-SEP-2007 00:25:56	Bright	41.500	76	27Gam Cas	2.3000	30000.	83	29071	No
7	GOM_NL__2PRFIN20070922_004916_00000482061_00460_29071_7368.N1	22-SEP-2007 00:49:16	Bright	48.000	24	66Alp Gem	1.5800	10200.	96	29071	No
8	GOM_NL__2PRFIN20070922_005033_00000502061_00460_29071_7369.N1	22-SEP-2007 00:50:33	Bright	50.000	17	78Bet Gem	1.1610	4500.0	100	29071	No
9	GOM_NL__2PRFIN20070922_005834_00000682061_00460_29071_7370.N1	22-SEP-2007 00:58:34	Dark	67.500	8	10Alp CMi	0.40000	6500.0	135	29071	No
10	GOM_NL__2PRFIN20070922_010910_00000532061_00460_29071_7371.N1	22-SEP-2007 01:09:10	Dark	53.000	37	25Del CMa	1.8300	5900.0	106	29071	No
11	GOM_NL__2PRFIN20070922_011105_00000482061_00460_29071_7372.N1	22-SEP-2007 01:11:05	Dark	48.000	117	Pi Pup	2.7060	3800.0	96	29071	No
12	GOM_NL__2PRFIN20070922_011649_00000552061_00461_29072_7378.N1	22-SEP-2007 01:16:49	Dark	54.500	108	Alp Col	2.6520	15200.	109	29072	No
13	GOM_NL__2PRFIN20070922_012824_00000542061_00461_29072_7379.N1	22-SEP-2007 01:28:24	Straylight	54.000	157	The1Eri	2.9060	9300.0	108	29072	No
14	GOM_NL__2PRFIN20070922_014038_00000542061_00461_29072_7380.N1	22-SEP-2007 01:40:38	Twilight	53.500	52	16Bet Cet	2.0370	4500.0	107	29072	No
15	GOM_NL__2PRFIN20070922_015109_00000372061_00461_29072_7381.N1	22-SEP-2007 01:51:09	Bright	37.000	90	54Alp Peg	2.4870	11000.	74	29072	No
16	GOM_NL__2PRFIN20070922_015455_00000402061_00461_29072_7382.N1	22-SEP-2007 01:54:55	Bright	40.000	93	53Bet Peg	2.5200	3100.0	80	29072	No
17	GOM_NL__2PRFIN20070922_015628_00000452061_00461_29072_7383.N1	22-SEP-2007 01:56:28	Bright	44.500	58	21Alp And	2.0730	11000.	89	29072	No
18	GOM_NL__2PRFIN20070922_020453_00000412061_00461_29072_7384.N1	22-SEP-2007 02:04:53	Bright	40.500	74	11Bet Cas	2.2680	6600.0	81	29072	No
19	GOM_NL__2PRFIN20070922_020631_00000402061_00461_29072_7385.N1	22-SEP-2007 02:06:31	Bright	39.500	76	27Gam Cas	2.3000	30000.	79	29072	No
20	GOM_NL__2PRFIN20070922_022952_00000492061_00461_29072_7386.N1	22-SEP-2007 02:29:52	Bright	49.000	24	66Alp Gem	1.5800	10200.	98	29072	No
21	GOM_NL__2PRFIN20070922_023109_00000492061_00461_29072_7387.N1	22-SEP-2007 02:31:09	Bright	49.000	17	78Bet Gem	1.1610	4500.0	98	29072	No
22	GOM_NL__2PRFIN20070922_023911_00000642061_00461_29072_7388.N1	22-SEP-2007 02:39:11	Dark	64.000	8	10Alp CMi	0.40000	6500.0	128	29072	No
23	GOM_NL__2PRFIN20070922_024632_00000432061_00461_29072_7389.N1	22-SEP-2007 02:46:32	Dark	42.500	132	15Rho Pup	2.8030	6900.0	85	29072	No
24	GOM_NL__2PRFIN20070922_024947_00000542061_00461_29072_7390.N1	22-SEP-2007 02:49:47	Dark	53.500	37	25Del CMa	1.8300	5900.0	107	29072	No
25	GOM_NL__2PRFIN20070922_025142_00000442061_00461_29072_7391.N1	22-SEP-2007 02:51:42	Dark	44.000	117	Pi Pup	2.7060	3800.0	88	29072	No
26	GOM_NL__2PRFIN20070922_025727_00000542061_00462_29073_7408.N1	22-SEP-2007 02:57:27	Dark	54.000	108	Alp Col	2.6520	15200.	108	29073	No
27	GOM_NL__2PRFIN20070922_030901_00000532061_00462_29073_7409.N1	22-SEP-2007 03:09:01	Straylight	53.000	157	The1Eri	2.9060	9300.0	106	29073	No
28	GOM_NL__2PRFIN20070922_032114_00000552061_00462_29073_7410.N1	22-SEP-2007 03:21:14	Twilight	55.000	52	16Bet Cet	2.0370	4500.0	110	29073	No
29	GOM_NL__2PRFIN20070922_033145_00000372061_00462_29073_7411.N1	22-SEP-2007 03:31:45	Bright	37.000	90	54Alp Peg	2.4870	11000.	74	29073	No
30	GOM_NL__2PRFIN20070922_033531_00000412061_00462_29073_7412.N1	22-SEP-2007 03:35:31	Bright	40.500	93	53Bet Peg	2.5200	3100.0	81	29073	No
31	GOM_NL__2PRFIN20070922_033703_00000432061_00462_29073_7413.N1	22-SEP-2007 03:37:03	Bright	43.000	58	21Alp And	2.0730	11000.	86	29073	No
32	GOM_NL__2PRFIN20070922_034529_00000372061_00462_29073_7414.N1	22-SEP-2007 03:45:29	Bright	36.500	74	11Bet Cas	2.2680	6600.0	73	29073	No
33	GOM_NL__2PRFIN20070922_034707_00000382061_00462_29073_7415.N1	22-SEP-2007 03:47:07	Bright	38.000	76	27Gam Cas	2.3000	30000.	76	29073	No
34	GOM_NL__2PRFIN20070922_041028_00000492061_00462_29073_7416.N1	22-SEP-2007 04:10:28	Bright	49.000	24	66Alp Gem	1.5800	10200.	98	29073	No
35	GOM_NL__2PRFIN20070922_041145_00000492061_00462_29073_7417.N1	22-SEP-2007 04:11:45	Bright	49.000	17	78Bet Gem	1.1610	4500.0	98	29073	No
36	GOM_NL__2PRFIN20070922_041947_00000582061_00462_29073_7418.N1	22-SEP-2007 04:19:47	Dark	58.000	8	10Alp CMi	0.40000	6500.0	116	29073	No
37	GOM_NL__2PRFIN20070922_042708_00000432061_00462_29073_7419.N1	22-SEP-2007 04:27:08	Dark	42.500	132	15Rho Pup	2.8030	6900.0	85	29073	No
38	GOM_NL__2PRFIN20070922_043024_00000502061_00462_29073_7420.N1	22-SEP-2007 04:30:24	Dark	50.000	37	25Del CMa	1.8300	5900.0	100	29073	No
39	GOM_NL__2PRFIN20070922_043218_00000472061_00462_29073_7421.N1	22-SEP-2007 04:32:18	Dark	46.500	117	Pi Pup	2.7060	3800.0	93	29073	No
40	GOM_NL__2PRFIN20070922_043804_00000552061_00463_29074_7422.N1	22-SEP-2007 04:38:04	Dark	54.500	108	Alp Col	2.6520	15200.	109	29074	No
41	GOM_NL__2PRFIN20070922_044938_00000542061_00463_29074_7423.N1	22-SEP-2007 04:49:38	Straylight	53.500	157	The1Eri	2.9060	9300.0	107	29074	No
42	GOM_NL__2PRFIN20070922_050150_00000612061_00463_29074_7424.N1	22-SEP-2007 05:01:50	Twilight	61.000	52	16Bet Cet	2.0370	4500.0	122	29074	No

43	GOM_NL__2PRFIN20070922_051220_000000382061_00463_29074_7425.N1	22-SEP-2007 05:12:20	Bright	37.500	90	54Alp Peg	2.4870	11000.	75	29074	No
44	GOM_NL__2PRFIN20070922_051607_000000402061_00463_29074_7426.N1	22-SEP-2007 05:16:07	Bright	39.500	93	53Bet Peg	2.5200	3100.0	79	29074	No
45	GOM_NL__2PRFIN20070922_051739_000000442061_00463_29074_7427.N1	22-SEP-2007 05:17:39	Bright	44.000	58	21Alp And	2.0730	11000.	88	29074	No
46	GOM_NL__2PRFIN20070922_052605_000000412061_00463_29074_7428.N1	22-SEP-2007 05:26:05	Bright	41.000	74	11Bet Cas	2.2680	6600.0	82	29074	No
47	GOM_NL__2PRFIN20070922_052742_000000412061_00463_29074_7429.N1	22-SEP-2007 05:27:42	Bright	40.500	76	27Gam Cas	2.3000	30000.	81	29074	No
48	GOM_NL__2PRFIN20070922_055105_000000532061_00463_29074_7430.N1	22-SEP-2007 05:51:05	Bright	53.000	24	66Alp Gem	1.5800	10200.	106	29074	No
49	GOM_NL__2PRFIN20070922_055221_000000502061_00463_29074_7431.N1	22-SEP-2007 05:52:21	Bright	50.000	17	78Bet Gem	1.1610	4500.0	100	29074	No
50	GOM_NL__2PRFIN20070922_060024_000000692061_00463_29074_7432.N1	22-SEP-2007 06:00:24	Dark	69.000	8	10Alp CMi	0.40000	6500.0	138	29074	No
51	GOM_NL__2PRFIN20070922_060745_000000442061_00463_29074_7433.N1	22-SEP-2007 06:07:45	Dark	43.500	132	15Rho Pup	2.8030	6900.0	87	29074	No
52	GOM_NL__2PRFIN20070922_061101_000000532061_00463_29074_7434.N1	22-SEP-2007 06:11:01	Dark	53.000	37	25Del CMa	1.8300	5900.0	106	29074	No
53	GOM_NL__2PRFIN20070922_061255_000000452061_00463_29074_7435.N1	22-SEP-2007 06:12:55	Dark	45.000	117	Pi Pup	2.7060	3800.0	90	29074	No
54	GOM_NL__2PRFIN20070922_061841_000000552061_00464_29075_7440.N1	22-SEP-2007 06:18:41	Dark	54.500	108	Alp Col	2.6520	15200.	109	29075	No
55	GOM_NL__2PRFIN20070922_063015_000000532061_00464_29075_7441.N1	22-SEP-2007 06:30:15	Straylight	52.500	157	The1Eri	2.9060	9300.0	105	29075	No
56	GOM_NL__2PRFIN20070922_064227_000000552061_00464_29075_7442.N1	22-SEP-2007 06:42:27	Tw_i_and_stray	55.000	52	16Bet Cet	2.0370	4500.0	110	29075	No
57	GOM_NL__2PRFIN20070922_065257_000000372061_00464_29075_7443.N1	22-SEP-2007 06:52:57	Bright	37.000	90	54Alp Peg	2.4870	11000.	74	29075	No
58	GOM_NL__2PRFIN20070922_065642_000000402061_00464_29075_7444.N1	22-SEP-2007 06:56:42	Bright	40.000	93	53Bet Peg	2.5200	3100.0	80	29075	No
59	GOM_NL__2PRFIN20070922_065814_000000452061_00464_29075_7445.N1	22-SEP-2007 06:58:14	Bright	44.500	58	21Alp And	2.0730	11000.	89	29075	No
60	GOM_NL__2PRFIN20070922_070640_000000412061_00464_29075_7446.N1	22-SEP-2007 07:06:40	Bright	40.500	74	11Bet Cas	2.2680	6600.0	81	29075	No
61	GOM_NL__2PRFIN20070922_070818_000000412061_00464_29075_7447.N1	22-SEP-2007 07:08:18	Bright	41.000	76	27Gam Cas	2.3000	30000.	82	29075	No
62	GOM_NL__2PRFIN20070922_073141_000000532061_00464_29075_7448.N1	22-SEP-2007 07:31:41	Bright	53.000	24	66Alp Gem	1.5800	10200.	106	29075	No
63	GOM_NL__2PRFIN20070922_073257_000000512061_00464_29075_7449.N1	22-SEP-2007 07:32:57	Bright	50.500	17	78Bet Gem	1.1610	4500.0	101	29075	No
64	GOM_NL__2PRFIN20070922_074101_000000492061_00464_29075_7450.N1	22-SEP-2007 07:41:01	Dark	49.000	8	10Alp CMi	0.40000	6500.0	98	29075	No
65	GOM_NL__2PRFIN20070922_074821_000000452061_00464_29075_7451.N1	22-SEP-2007 07:48:21	Dark	44.500	132	15Rho Pup	2.8030	6900.0	89	29075	No
66	GOM_NL__2PRFIN20070922_075138_000000522061_00464_29075_7452.N1	22-SEP-2007 07:51:38	Dark	51.500	37	25Del CMa	1.8300	5900.0	103	29075	No
67	GOM_NL__2PRFIN20070922_075332_000000462061_00464_29075_7453.N1	22-SEP-2007 07:53:32	Dark	45.500	117	Pi Pup	2.7060	3800.0	91	29075	No
68	GOM_NL__2PRFIN20070922_075919_000000552061_00465_29076_7449.N1	22-SEP-2007 07:59:19	Dark	55.000	108	Alp Col	2.6520	15200.	110	29076	No
69	GOM_NL__2PRFIN20070922_081051_000000532061_00465_29076_7450.N1	22-SEP-2007 08:10:51	Straylight	52.500	157	The1Eri	2.9060	9300.0	105	29076	No
70	GOM_NL__2PRFIN20070922_082303_000000552061_00465_29076_7451.N1	22-SEP-2007 08:23:03	Tw_i_and_stray	54.500	52	16Bet Cet	2.0370	4500.0	109	29076	No
71	GOM_NL__2PRFIN20070922_083332_000000382061_00465_29076_7452.N1	22-SEP-2007 08:33:32	Bright	38.000	90	54Alp Peg	2.4870	11000.	76	29076	No
72	GOM_NL__2PRFIN20070922_083718_000000392061_00465_29076_7453.N1	22-SEP-2007 08:37:18	Bright	39.000	93	53Bet Peg	2.5200	3100.0	78	29076	No
73	GOM_NL__2PRFIN20070922_083849_000000432061_00465_29076_7454.N1	22-SEP-2007 08:38:49	Bright	42.500	58	21Alp And	2.0730	11000.	85	29076	No
74	GOM_NL__2PRFIN20070922_084716_000000392061_00465_29076_7455.N1	22-SEP-2007 08:47:16	Bright	39.000	74	11Bet Cas	2.2680	6600.0	78	29076	No
75	GOM_NL__2PRFIN20070922_084853_000000422061_00465_29076_7456.N1	22-SEP-2007 08:48:53	Bright	42.000	76	27Gam Cas	2.3000	30000.	84	29076	No
76	GOM_NL__2PRFIN20070922_091217_000000482061_00465_29076_7457.N1	22-SEP-2007 09:12:17	Bright	48.000	24	66Alp Gem	1.5800	10200.	96	29076	No
77	GOM_NL__2PRFIN20070922_092137_000000602061_00465_29076_7458.N1	22-SEP-2007 09:21:37	Dark	59.500	8	10Alp CMi	0.40000	6500.0	119	29076	No
78	GOM_NL__2PRFIN20070922_092858_000000422061_00465_29076_7459.N1	22-SEP-2007 09:28:58	Dark	41.500	132	15Rho Pup	2.8030	6900.0	83	29076	No
79	GOM_NL__2PRFIN20070922_093215_000000552061_00465_29076_7460.N1	22-SEP-2007 09:32:15	Dark	55.000	37	25Del CMa	1.8300	5900.0	110	29076	No
80	GOM_NL__2PRFIN20070922_093409_000000502061_00465_29076_7461.N1	22-SEP-2007 09:34:09	Dark	49.500	117	Pi Pup	2.7060	3800.0	99	29076	No
81	GOM_NL__2PRFIN20070922_093956_000000542061_00466_29077_7468.N1	22-SEP-2007 09:39:56	Dark	54.000	108	Alp Col	2.6520	15200.	108	29077	No
82	GOM_NL__2PRFIN20070922_095128_000000532061_00466_29077_7469.N1	22-SEP-2007 09:51:28	Straylight	52.500	157	The1Eri	2.9060	9300.0	105	29077	No
83	GOM_NL__2PRFIN20070922_100339_000000532061_00466_29077_7470.N1	22-SEP-2007 10:03:39	Tw_i_and_stray	53.000	52	16Bet Cet	2.0370	4500.0	106	29077	No
84	GOM_NL__2PRFIN20070922_101408_000000392061_00466_29077_7471.N1	22-SEP-2007 10:14:08	Bright	38.500	90	54Alp Peg	2.4870	11000.	77	29077	No
85	GOM_NL__2PRFIN20070922_101754_000000372061_00466_29077_7472.N1	22-SEP-2007 10:17:54	Bright	37.000	93	53Bet Peg	2.5200	3100.0	74	29077	No
86	GOM_NL__2PRFIN20070922_101925_000000452061_00466_29077_7473.N1	22-SEP-2007 10:19:25	Bright	44.500	58	21Alp And	2.0730	11000.	89	29077	No
87	GOM_NL__2PRFIN20070922_102751_000000582061_00466_29077_7474.N1	22-SEP-2007 10:27:51	Bright	58.000	74	11Bet Cas	2.2680	6600.0	116	29077	No
88	GOM_NL__2PRFIN20070922_102929_000000432061_00466_29077_7475.N1	22-SEP-2007 10:29:29	Bright	43.000	76	27Gam Cas	2.3000	30000.	86	29077	No
89	GOM_NL__2PRFIN20070922_105253_000000462061_00466_29077_7476.N1	22-SEP-2007 10:52:53	Bright	46.000	24	66Alp Gem	1.5800	10200.	92	29077	No
90	GOM_NL__2PRFIN20070922_110214_000000582061_00466_29077_7477.N1	22-SEP-2007 11:02:14	Dark	57.500	8	10Alp CMi	0.40000	6500.0	115	29077	No
91	GOM_NL__2PRFIN20070922_110934_000000432061_00466_29077_7478.N1	22-SEP-2007 11:09:34	Dark	42.500	132	15Rho Pup	2.8030	6900.0	85	29077	No
92	GOM_NL__2PRFIN20070922_111252_000000572061_00466_29077_7479.N1	22-SEP-2007 11:12:52	Dark	56.500	37	25Del CMa	1.8300	5900.0	113	29077	No
93	GOM_NL__2PRFIN20070922_111445_000000432061_00466_29077_7480.N1	22-SEP-2007 11:14:45	Dark	42.500	117	Pi Pup	2.7060	3800.0	85	29077	No
94	GOM_NL__2PRFIN20070922_112033_000000562061_00467_29078_7482.N1	22-SEP-2007 11:20:33	Dark	55.500	108	Alp Col	2.6520	15200.	111	29078	No
95	GOM_NL__2PRFIN20070922_113205_000000532061_00467_29078_7483.N1	22-SEP-2007 11:32:05	Straylight	52.500	157	The1Eri	2.9060	9300.0	105	29078	No
96	GOM_NL__2PRFIN20070922_114415_000000522061_00467_29078_7484.N1	22-SEP-2007 11:44:15	Tw_i_and_stray	52.000	52	16Bet Cet	2.0370	4500.0	104	29078	No
97	GOM_NL__2PRFIN20070922_115444_000000382061_00467_29078_7485.N1	22-SEP-2007 11:54:44	Bright	38.000	90	54Alp Peg	2.4870	11000.	76	29078	No
98	GOM_NL__2PRFIN20070922_115830_000000382061_00467_29078_7486.N1	22-SEP-2007 11:58:30	Bright	37.500	93	53Bet Peg	2.5200	3100.0	75	29078	No
99	GOM_NL__2PRFIN20070922_120000_000000452061_00467_29078_7487.N1	22-SEP-2007 12:00:00	Bright	44.500	58	21Alp And	2.0730	11000.	89	29078	No
100	GOM_NL__2PRFIN20070922_120827_000000412061_00467_29078_7488.N1	22-SEP-2007 12:08:27	Bright	40.500	74	11Bet Cas	2.2680	6600.0	81	29078	No
101	GOM_NL__2PRFIN20070922_121004_000000422061_00467_29078_7489.N1	22-SEP-2007 12:10:04	Bright	42.000	76	27Gam Cas	2.3000	30000.	84	29078	No

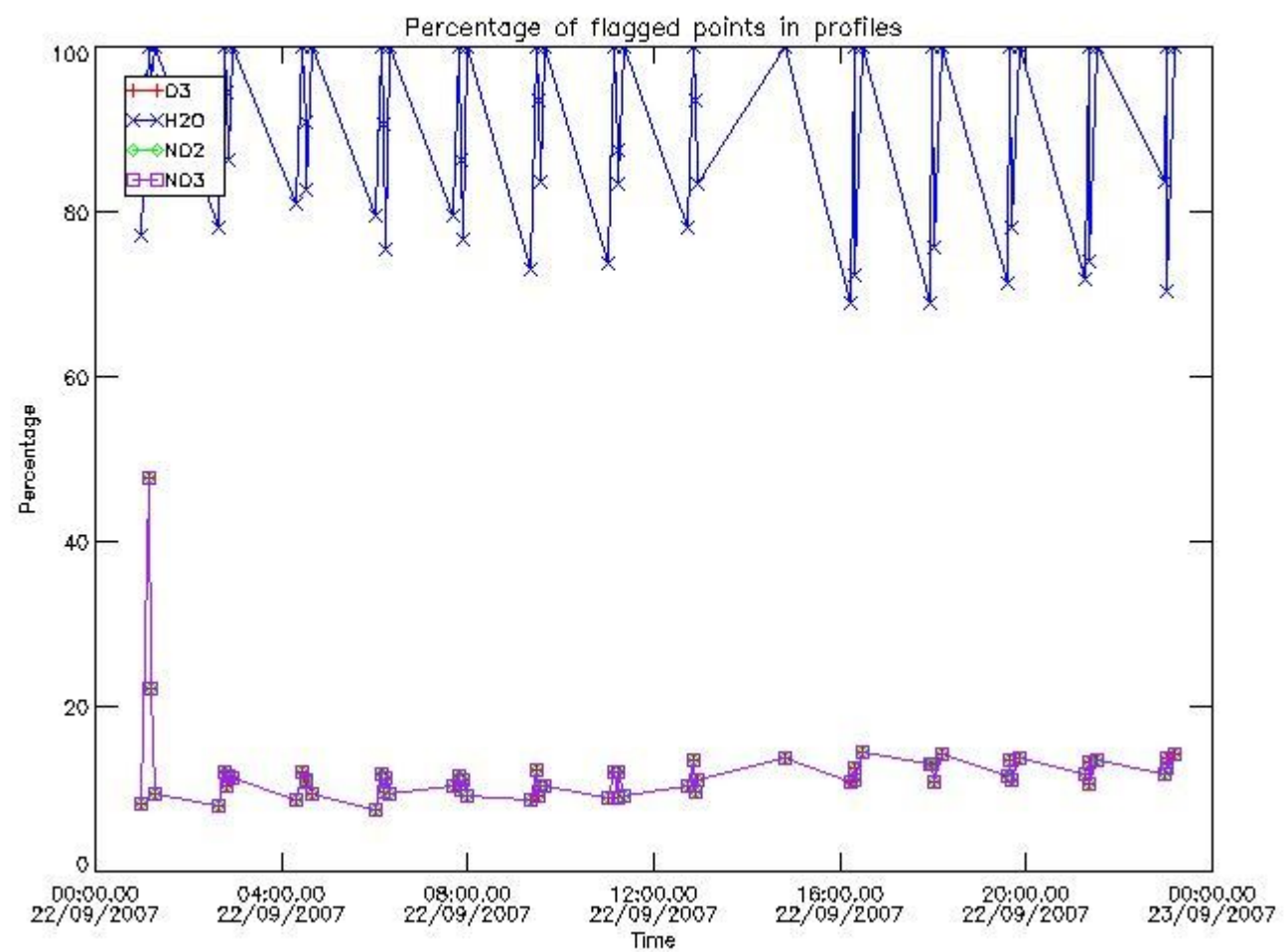
102	GOM_NL__2PRFIN20070922_123329_000000472061_00467_29078_7490.N1	22-SEP-2007 12:33:29	Bright	47.000	24	66Alp Gem	1.5800	10200.	94	29078	No
103	GOM_NL__2PRFIN20070922_124250_000000602061_00467_29078_7491.N1	22-SEP-2007 12:42:50	Dark	59.500	8	10Alp CMi	0.40000	6500.0	119	29078	No
104	GOM_NL__2PRFIN20070922_125011_000000422061_00467_29078_7492.N1	22-SEP-2007 12:50:11	Dark	41.500	132	15Rho Pup	2.8030	6900.0	83	29078	No
105	GOM_NL__2PRFIN20070922_125328_000000542061_00467_29078_7493.N1	22-SEP-2007 12:53:28	Dark	53.500	37	25Del CMa	1.8300	5900.0	107	29078	No
106	GOM_NL__2PRFIN20070922_125522_000000462061_00467_29078_7494.N1	22-SEP-2007 12:55:22	Dark	45.500	117	Pi Pup	2.7060	3800.0	91	29078	No
107	GOM_NL__2PRFIN20070922_144933_000000372061_00469_29080_7509.N1	22-SEP-2007 14:49:33	Dark	37.000	135	Bet Hyi	2.8200	5800.0	74	29080	No
108	GOM_NL__2PRFIN20070922_145830_000000452061_00469_29080_7510.N1	22-SEP-2007 14:58:30	Straylight	45.000	63	Bet Gru	2.1500	2800.0	90	29080	No
109	GOM_NL__2PRFIN20070922_150305_000000442061_00469_29080_7511.N1	22-SEP-2007 15:03:05	Straylight	44.000	18	24Alp PsA	1.1660	9700.0	88	29080	No
110	GOM_NL__2PRFIN20070922_151145_000000372061_00469_29080_7512.N1	22-SEP-2007 15:11:45	Bright	37.000	162	34Alp Aqr	2.9440	5350.0	74	29080	No
111	GOM_NL__2PRFIN20070922_151448_000000372061_00469_29080_7513.N1	22-SEP-2007 15:14:48	Bright	36.500	61	8Eps Peg	2.1000	3900.0	73	29080	No
112	GOM_NL__2PRFIN20070922_152926_000000352061_00469_29080_7514.N1	22-SEP-2007 15:29:26	Bright	35.000	89	5Alp Cep	2.4510	8000.0	70	29080	No
113	GOM_NL__2PRFIN20070922_153657_000000352061_00469_29080_7515.N1	22-SEP-2007 15:36:57	Bright	35.000	49	1Alp UMi	1.9900	6300.0	70	29080	No
114	GOM_NL__2PRFIN20070922_153822_000000372061_00469_29080_7516.N1	22-SEP-2007 15:38:22	Bright	36.500	60	7Bet UMi	2.0810	3950.0	73	29080	No
115	GOM_NL__2PRFIN20070922_154435_000000362061_00469_29080_7517.N1	22-SEP-2007 15:44:35	Bright	35.500	36	50Alp UMa	1.8000	6300.0	71	29080	No
116	GOM_NL__2PRFIN20070922_154602_000000332061_00469_29080_7518.N1	22-SEP-2007 15:46:02	Bright	33.000	82	48Bet UMa	2.3650	10600.	66	29080	No
117	GOM_NL__2PRFIN20070922_161449_000000472061_00469_29080_7519.N1	22-SEP-2007 16:14:49	Dark	47.000	65	Lam Vel	2.2040	4400.0	94	29080	No
118	GOM_NL__2PRFIN20070922_161807_000000412061_00469_29080_7520.N1	22-SEP-2007 16:18:07	Dark	41.000	46	Del Vel	1.9540	10600.	82	29080	No
119	GOM_NL__2PRFIN20070922_161941_000000462061_00469_29080_7521.N1	22-SEP-2007 16:19:41	Dark	45.500	41	Eps Car	1.8600	4100.0	91	29080	No
120	GOM_NL__2PRFIN20070922_163009_000000392061_00470_29081_7519.N1	22-SEP-2007 16:30:09	Dark	38.500	135	Bet Hyi	2.8200	5800.0	77	29081	No
121	GOM_NL__2PRFIN20070922_163906_000000482061_00470_29081_7520.N1	22-SEP-2007 16:39:06	Straylight	47.500	63	Bet Gru	2.1500	2800.0	95	29081	No
122	GOM_NL__2PRFIN20070922_164341_000000432061_00470_29081_7521.N1	22-SEP-2007 16:43:41	Straylight	43.000	18	24Alp PsA	1.1660	9700.0	86	29081	No
123	GOM_NL__2PRFIN20070922_165221_000000382061_00470_29081_7522.N1	22-SEP-2007 16:52:21	Bright	37.500	162	34Alp Aqr	2.9440	5350.0	75	29081	No
124	GOM_NL__2PRFIN20070922_165524_000000382061_00470_29081_7523.N1	22-SEP-2007 16:55:24	Bright	38.000	61	8Eps Peg	2.1000	3900.0	76	29081	No
125	GOM_NL__2PRFIN20070922_171002_000000372061_00470_29081_7524.N1	22-SEP-2007 17:10:02	Bright	36.500	89	5Alp Cep	2.4510	8000.0	73	29081	No
126	GOM_NL__2PRFIN20070922_171733_000000362061_00470_29081_7525.N1	22-SEP-2007 17:17:33	Bright	36.000	49	1Alp UMi	1.9900	6300.0	72	29081	No
127	GOM_NL__2PRFIN20070922_171858_000000372061_00470_29081_7526.N1	22-SEP-2007 17:18:58	Bright	37.000	60	7Bet UMi	2.0810	3950.0	74	29081	No
128	GOM_NL__2PRFIN20070922_172511_000000352061_00470_29081_7527.N1	22-SEP-2007 17:25:11	Bright	35.000	36	50Alp UMa	1.8000	6300.0	70	29081	No
129	GOM_NL__2PRFIN20070922_172639_000000412061_00470_29081_7528.N1	22-SEP-2007 17:26:39	Bright	40.500	82	48Bet UMa	2.3650	10600.	81	29081	No
130	GOM_NL__2PRFIN20070922_175525_000000392061_00470_29081_7529.N1	22-SEP-2007 17:55:25	Dark	39.000	65	Lam Vel	2.2040	4400.0	78	29081	No
131	GOM_NL__2PRFIN20070922_175843_000000402061_00470_29081_7530.N1	22-SEP-2007 17:58:43	Dark	39.500	46	Del Vel	1.9540	10600.	79	29081	No
132	GOM_NL__2PRFIN20070922_180017_000000482061_00470_29081_7531.N1	22-SEP-2007 18:00:17	Dark	47.500	41	Eps Car	1.8600	4100.0	95	29081	No
133	GOM_NL__2PRFIN20070922_181045_000000362061_00471_29082_7539.N1	22-SEP-2007 18:10:45	Dark	35.500	135	Bet Hyi	2.8200	5800.0	71	29082	No
134	GOM_NL__2PRFIN20070922_181942_000000502061_00471_29082_7540.N1	22-SEP-2007 18:19:42	Straylight	50.000	63	Bet Gru	2.1500	2800.0	100	29082	No
135	GOM_NL__2PRFIN20070922_182417_000000412061_00471_29082_7541.N1	22-SEP-2007 18:24:17	Straylight	41.000	18	24Alp PsA	1.1660	9700.0	82	29082	No
136	GOM_NL__2PRFIN20070922_183257_000000382061_00471_29082_7542.N1	22-SEP-2007 18:32:57	Bright	38.000	162	34Alp Aqr	2.9440	5350.0	76	29082	No
137	GOM_NL__2PRFIN20070922_183600_000000392061_00471_29082_7543.N1	22-SEP-2007 18:36:00	Bright	38.500	61	8Eps Peg	2.1000	3900.0	77	29082	No
138	GOM_NL__2PRFIN20070922_185038_000000362061_00471_29082_7544.N1	22-SEP-2007 18:50:38	Bright	36.000	89	5Alp Cep	2.4510	8000.0	72	29082	No
139	GOM_NL__2PRFIN20070922_185809_000000362061_00471_29082_7545.N1	22-SEP-2007 18:58:09	Bright	36.000	49	1Alp UMi	1.9900	6300.0	72	29082	No
140	GOM_NL__2PRFIN20070922_185934_000000382061_00471_29082_7546.N1	22-SEP-2007 18:59:34	Bright	38.000	60	7Bet UMi	2.0810	3950.0	76	29082	No
141	GOM_NL__2PRFIN20070922_190547_000000352061_00471_29082_7547.N1	22-SEP-2007 19:05:47	Bright	35.000	36	50Alp UMa	1.8000	6300.0	70	29082	No
142	GOM_NL__2PRFIN20070922_190715_000000522061_00471_29082_7548.N1	22-SEP-2007 19:07:15	Bright	51.500	82	48Bet UMa	2.3650	10600.	103	29082	No
143	GOM_NL__2PRFIN20070922_193601_000000442061_00471_29082_7549.N1	22-SEP-2007 19:36:01	Dark	44.000	65	Lam Vel	2.2040	4400.0	88	29082	No
144	GOM_NL__2PRFIN20070922_193919_000000382061_00471_29082_7550.N1	22-SEP-2007 19:39:19	Dark	38.000	46	Del Vel	1.9540	10600.	76	29082	No
145	GOM_NL__2PRFIN20070922_194053_000000462061_00471_29082_7551.N1	22-SEP-2007 19:40:53	Dark	46.000	41	Eps Car	1.8600	4100.0	92	29082	No
146	GOM_NL__2PRFIN20070922_195121_000000372061_00472_29083_7552.N1	22-SEP-2007 19:51:21	Dark	36.500	135	Bet Hyi	2.8200	5800.0	73	29083	No
147	GOM_NL__2PRFIN20070922_200018_000000492061_00472_29083_7553.N1	22-SEP-2007 20:00:18	Straylight	49.000	63	Bet Gru	2.1500	2800.0	98	29083	No
148	GOM_NL__2PRFIN20070922_200453_000000422061_00472_29083_7554.N1	22-SEP-2007 20:04:53	Straylight	41.500	18	24Alp PsA	1.1660	9700.0	83	29083	No
149	GOM_NL__2PRFIN20070922_201333_000000372061_00472_29083_7555.N1	22-SEP-2007 20:13:33	Bright	37.000	162	34Alp Aqr	2.9440	5350.0	74	29083	No
150	GOM_NL__2PRFIN20070922_201636_000000382061_00472_29083_7556.N1	22-SEP-2007 20:16:36	Bright	37.500	61	8Eps Peg	2.1000	3900.0	75	29083	No
151	GOM_NL__2PRFIN20070922_203114_000000352061_00472_29083_7557.N1	22-SEP-2007 20:31:14	Bright	35.000	89	5Alp Cep	2.4510	8000.0	70	29083	No
152	GOM_NL__2PRFIN20070922_203845_000000382061_00472_29083_7558.N1	22-SEP-2007 20:38:45	Bright	38.000	49	1Alp UMi	1.9900	6300.0	76	29083	No
153	GOM_NL__2PRFIN20070922_204010_000000372061_00472_29083_7559.N1	22-SEP-2007 20:40:10	Bright	36.500	60	7Bet UMi	2.0810	3950.0	73	29083	No
154	GOM_NL__2PRFIN20070922_204623_000000522061_00472_29083_7560.N1	22-SEP-2007 20:46:23	Bright	52.000	36	50Alp UMa	1.8000	6300.0	104	29083	No
155	GOM_NL__2PRFIN20070922_204751_000000402061_00472_29083_7561.N1	22-SEP-2007 20:47:51	Bright	40.000	82	48Bet UMa	2.3650	10600.	80	29083	No
156	GOM_NL__2PRFIN20070922_211637_000000432061_00472_29083_7562.N1	22-SEP-2007 21:16:37	Dark	43.000	65	Lam Vel	2.2040	4400.0	86	29083	No
157	GOM_NL__2PRFIN20070922_211956_000000432061_00472_29083_7563.N1	22-SEP-2007 21:19:56	Dark	42.500	46	Del Vel	1.9540	10600.	85	29083	No
158	GOM_NL__2PRFIN20070922_212130_000000492061_00472_29083_7564.N1	22-SEP-2007 21:21:30	Dark	48.500	41	Eps Car	1.8600	4100.0	97	29083	No
159	GOM_NL__2PRFIN20070922_213157_000000382061_00473_29084_7597.N1	22-SEP-2007 21:31:57	Dark	37.500	135	Bet Hyi	2.8200	5800.0	75	29084	No
160	GOM_NL__2PRFIN20070922_214054_000000522061_00473_29084_7598.N1	22-SEP-2007 21:40:54	Straylight	51.500	63	Bet Gru	2.1500	2800.0	103	29084	No

161	GOM_NL__2PRFIN20070922_214529_000000412061_00473_29084_7599.N1	22-SEP-2007 21:45:29	Straylight	40.500	18	24Alp PsA	1.1660	9700.0	81	29084	No
162	GOM_NL__2PRFIN20070922_215409_000000372061_00473_29084_7600.N1	22-SEP-2007 21:54:09	Bright	37.000	162	34Alp Aqr	2.9440	5350.0	74	29084	No
163	GOM_NL__2PRFIN20070922_215712_000000382061_00473_29084_7601.N1	22-SEP-2007 21:57:12	Bright	38.000	61	8Eps Peg	2.1000	3900.0	76	29084	No
164	GOM_NL__2PRFIN20070922_221150_000000362061_00473_29084_7602.N1	22-SEP-2007 22:11:50	Bright	36.000	89	5Alp Cep	2.4510	8000.0	72	29084	No
165	GOM_NL__2PRFIN20070922_221920_000000362061_00473_29084_7603.N1	22-SEP-2007 22:19:20	Bright	35.500	49	1Alp UMi	1.9900	6300.0	71	29084	No
166	GOM_NL__2PRFIN20070922_222047_000000382061_00473_29084_7604.N1	22-SEP-2007 22:20:47	Bright	37.500	60	7Bet UMi	2.0810	3950.0	75	29084	No
167	GOM_NL__2PRFIN20070922_222659_000000352061_00473_29084_7605.N1	22-SEP-2007 22:26:59	Bright	34.500	36	50Alp UMa	1.8000	6300.0	69	29084	No
168	GOM_NL__2PRFIN20070922_222827_000000352061_00473_29084_7606.N1	22-SEP-2007 22:28:27	Bright	34.500	82	48Bet UMa	2.3650	10600.	69	29084	No
169	GOM_NL__2PRFIN20070922_223135_000000372061_00473_29084_7607.N1	22-SEP-2007 22:31:35	Bright	36.500	174	52Psi UMa	3.0040	4400.0	73	29084	No
170	GOM_NL__2PRFIN20070922_225713_000000432061_00473_29084_7608.N1	22-SEP-2007 22:57:13	Dark	43.000	65	Lam Vel	2.2040	4400.0	86	29084	No
171	GOM_NL__2PRFIN20070922_230032_000000372061_00473_29084_7609.N1	22-SEP-2007 23:00:32	Dark	37.000	46	Del Vel	1.9540	10600.	74	29084	No
172	GOM_NL__2PRFIN20070922_230206_000000412061_00473_29084_7610.N1	22-SEP-2007 23:02:06	Dark	41.000	41	Eps Car	1.8600	4100.0	82	29084	No
173	GOM_NL__2PRFIN20070922_231233_000000362061_00474_29085_7607.N1	22-SEP-2007 23:12:33	Dark	36.000	135	Bet Hyi	2.8200	5800.0	72	29085	No
174	GOM_NL__2PRFIN20070922_232130_000000452061_00474_29085_7608.N1	22-SEP-2007 23:21:30	Straylight	44.500	63	Bet Gru	2.1500	2800.0	89	29085	No
175	GOM_NL__2PRFIN20070922_232605_000000442061_00474_29085_7609.N1	22-SEP-2007 23:26:05	Straylight	43.500	18	24Alp PsA	1.1660	9700.0	87	29085	No
176	GOM_NL__2PRFIN20070922_233445_000000362061_00474_29085_7610.N1	22-SEP-2007 23:34:45	Bright	36.000	162	34Alp Aqr	2.9440	5350.0	72	29085	No
177	GOM_NL__2PRFIN20070922_233748_000000382061_00474_29085_7611.N1	22-SEP-2007 23:37:48	Bright	37.500	61	8Eps Peg	2.1000	3900.0	75	29085	No
178	GOM_NL__2PRFIN20070922_235226_000000372061_00474_29085_7612.N1	22-SEP-2007 23:52:26	Bright	36.500	89	5Alp Cep	2.4510	8000.0	73	29085	No
179	GOM_NL__2PRFIN20070922_235956_000000332061_00474_29085_7613.N1	22-SEP-2007 23:59:56	Bright	32.500	49	1Alp UMi	1.9900	6300.0	65	29085	No

3. Quality information per product


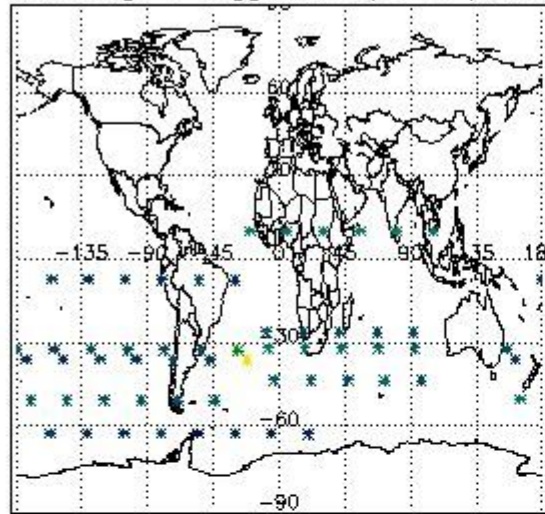
In this section it is plotted some information contained in the Quality Summary data set of the level 2 products. Only products in dark limb conditions and without errors (error flag in the MPH set to "0") are used.

3.1 Plot quality information per product (time dependant)

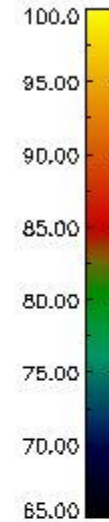
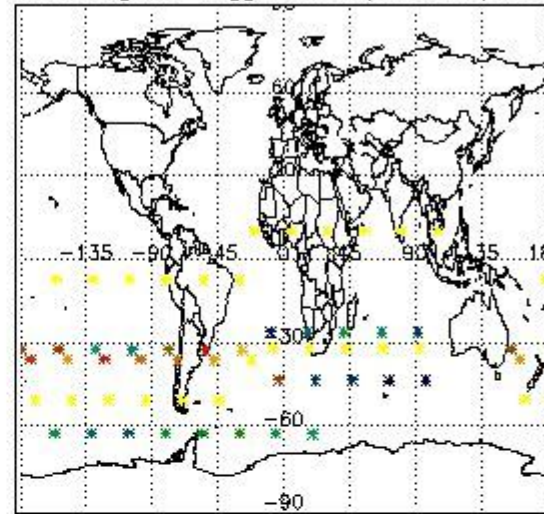


3.2 Plot quality information per product (world map)


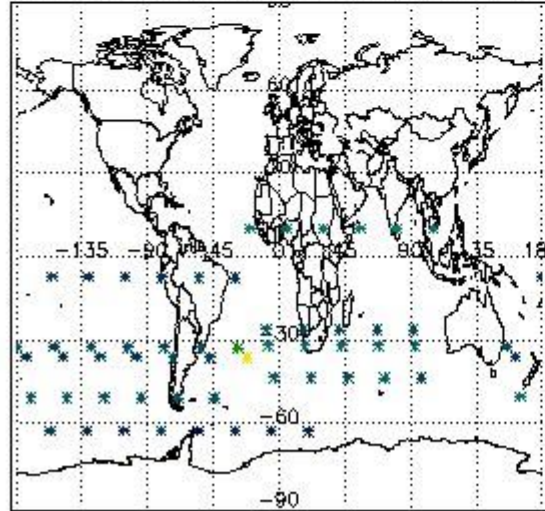
Percentage of flagged data per O3 profile



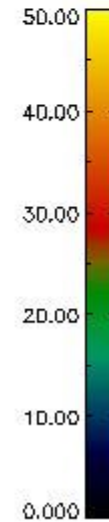
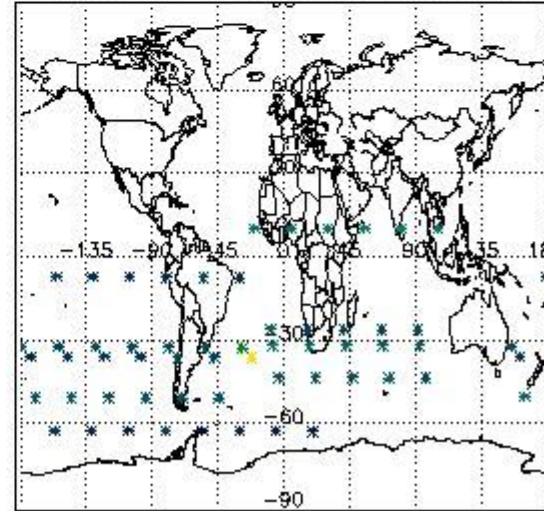
Percentage of flagged data per H2O profile



Percentage of flagged data per NO2 profile



Percentage of flagged data per NO3 profile

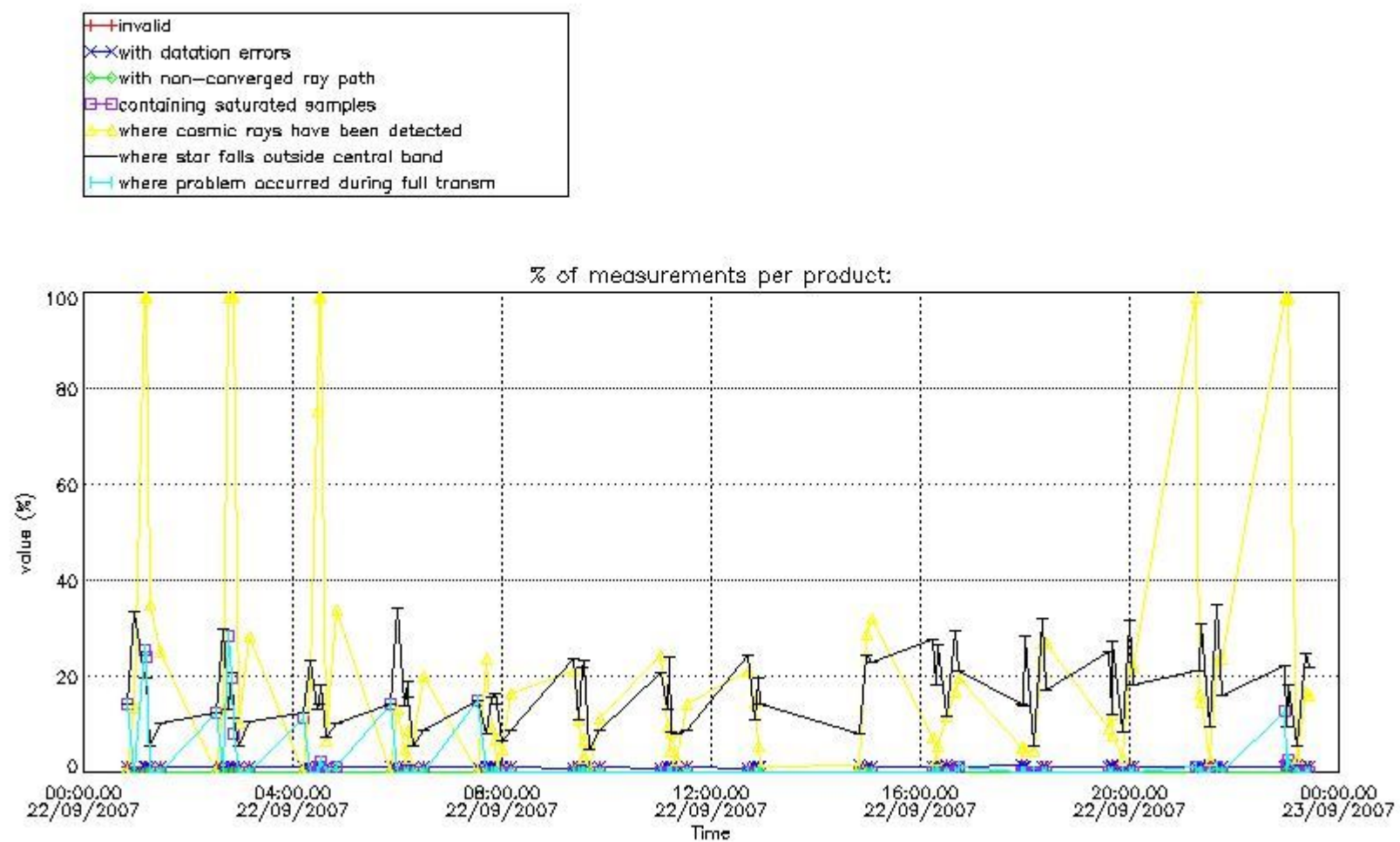


4. Level 1 quality information per product

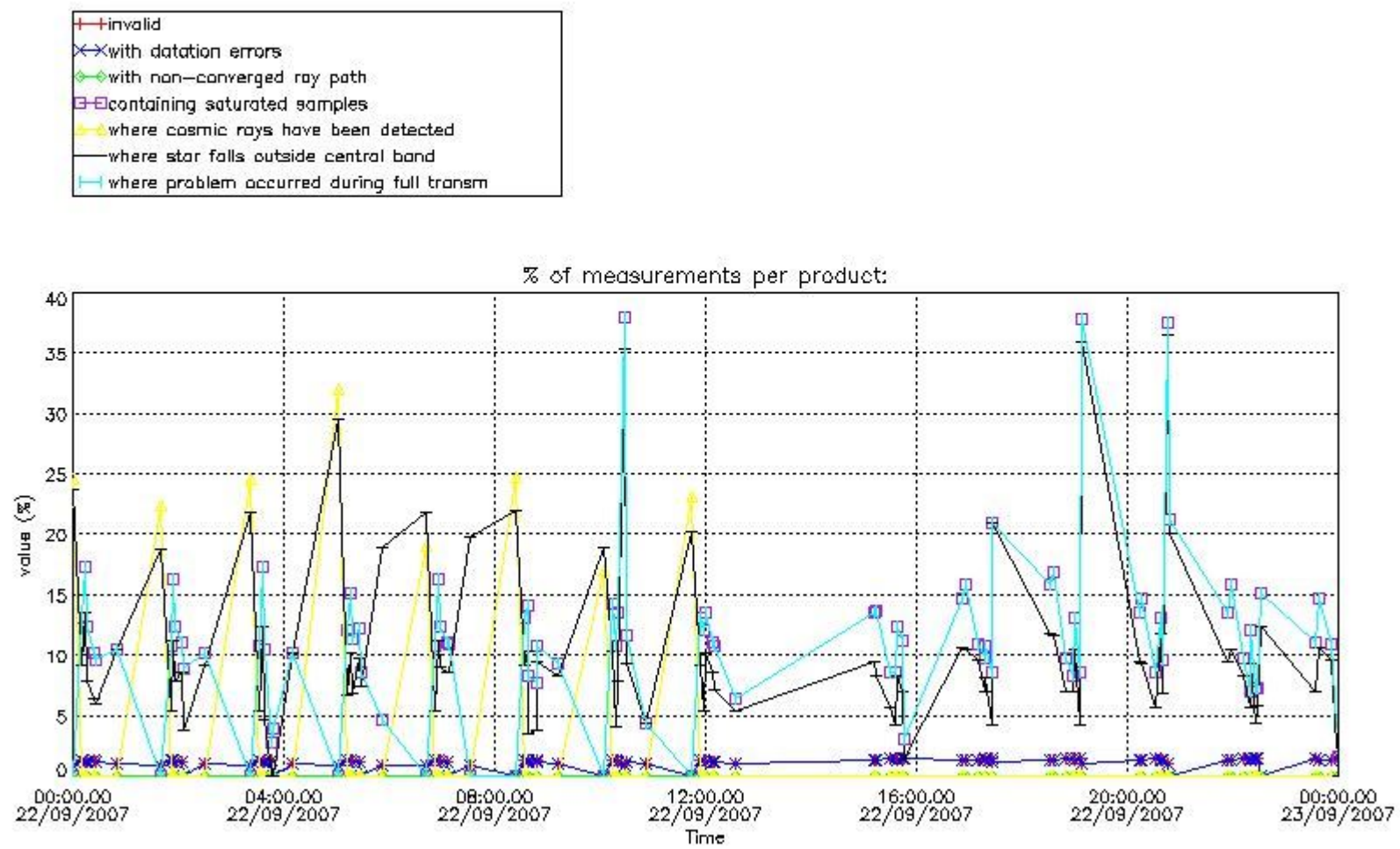
In this section it is plotted some information contained in the Quality Summary data set of the level 2 products that comes from the level 1b processing. Products without errors (error flag in the MPH set to "0") are used.

4.1 Plot quality information per product (time dependant) coming from level 1b processing

4.1.1 Plot level 1 quality information per product (time dependant): ENVISAT ASCENDING passes



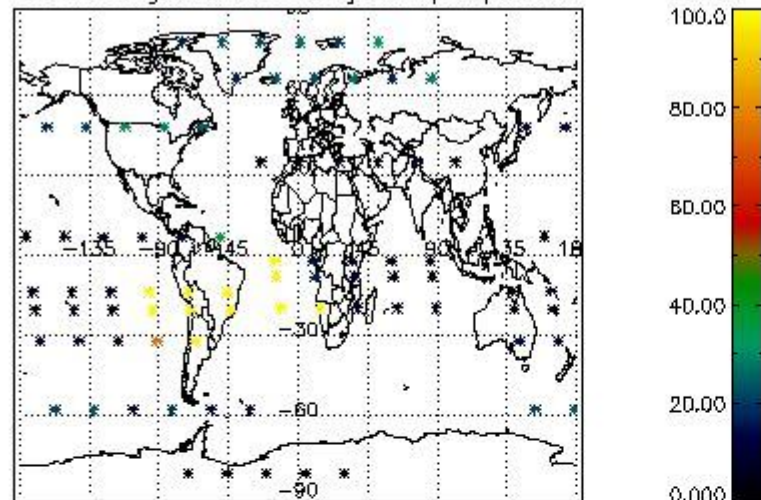
4.1.2 Plot level 1 quality information per product (time dependant): ENVI SAT DESCENDING passes



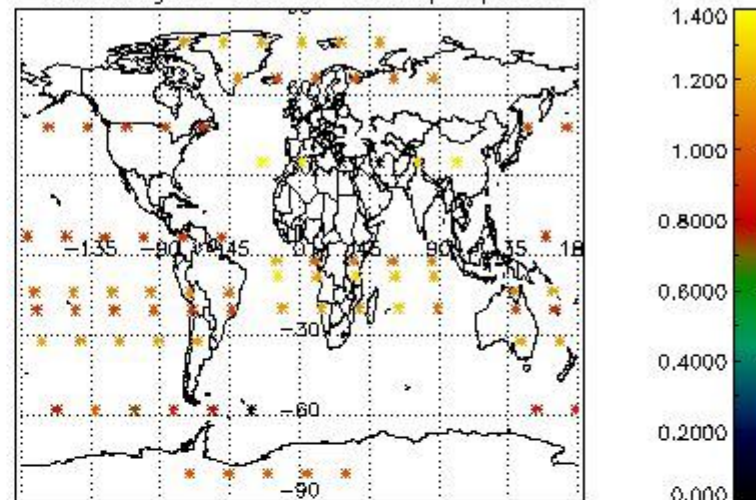
4.2 Plot quality information per product coming from level 1b processing (world map)

4.2.1 Plot level 1 quality information per product (world map): ENVISAT ASCENDING passes

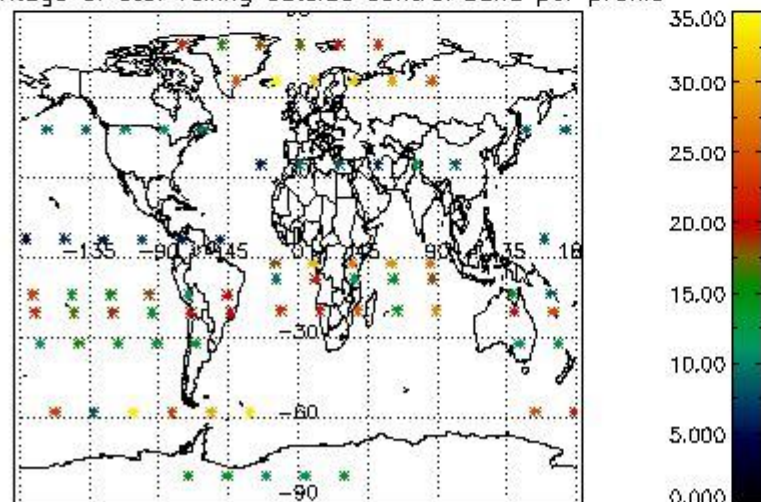
Percentage of cosmic ray hits per profile



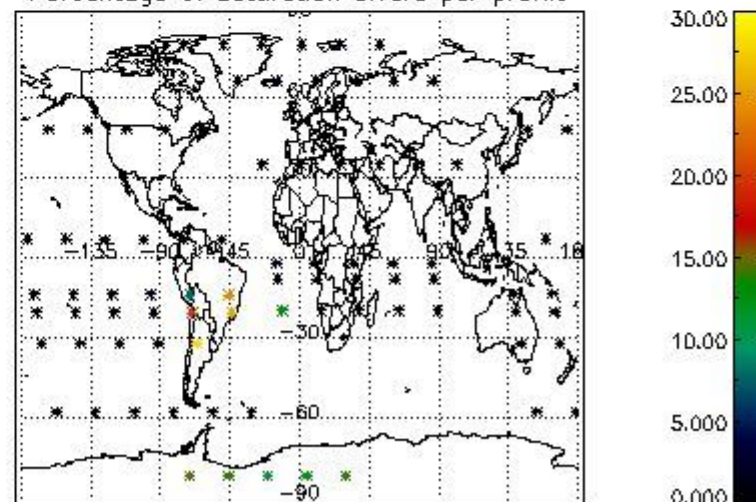
Percentage of datation errors per profile



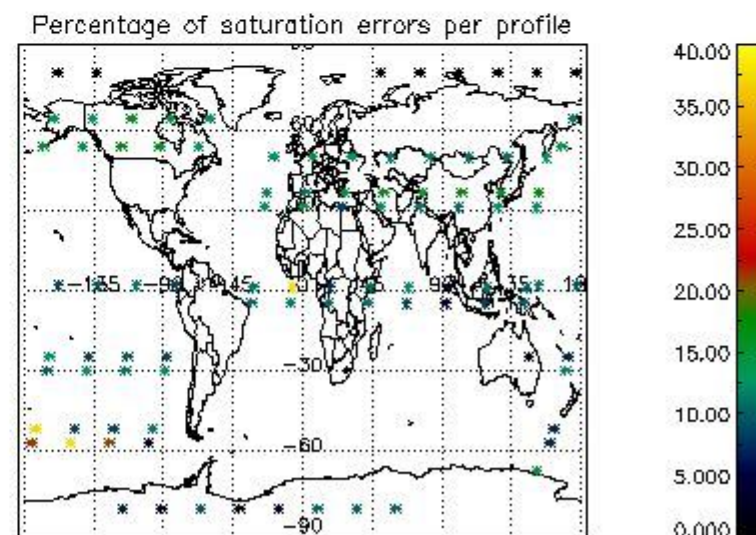
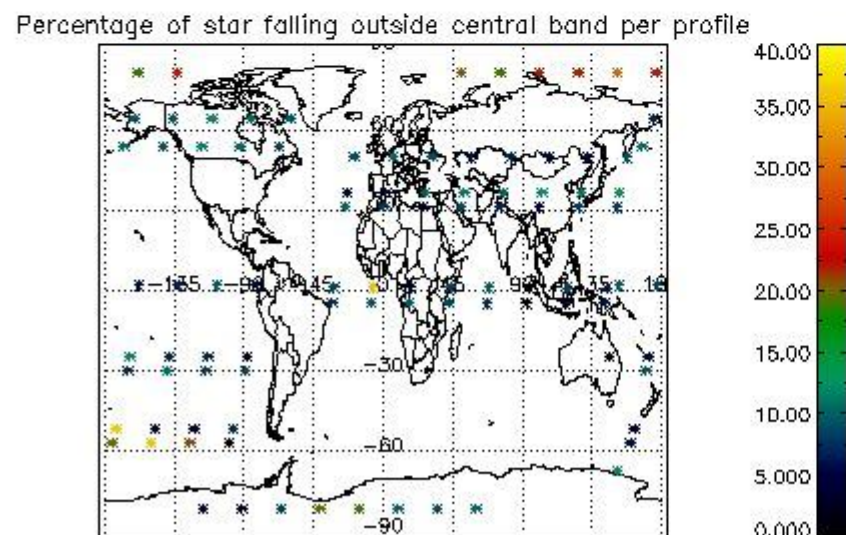
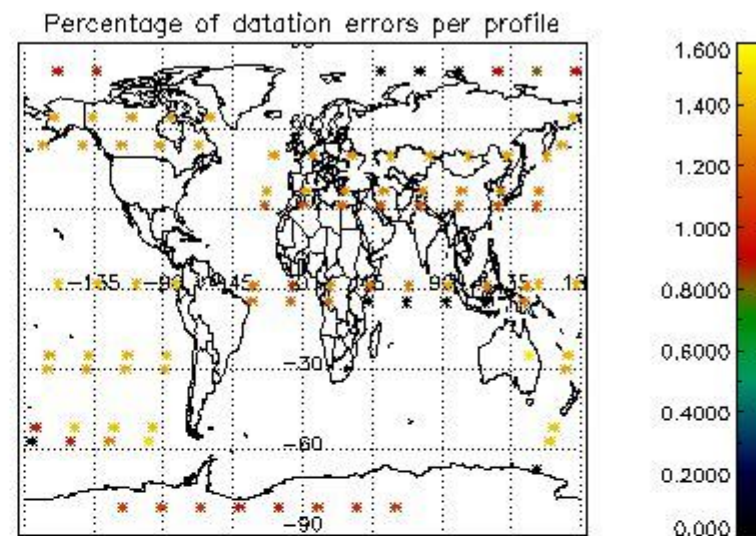
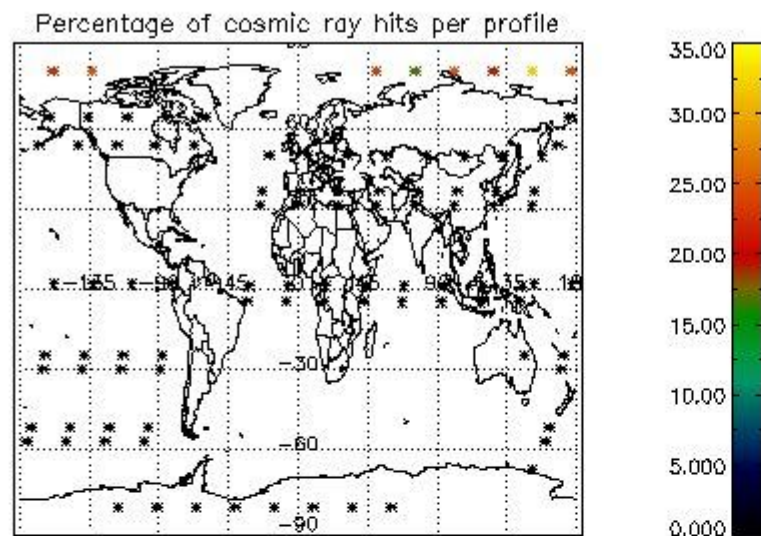
Percentage of star falling outside central band per profile



Percentage of saturation errors per profile



4.2.2 Plot level 1 quality information per product (world map): ENVISAT DESCENDING passes



5. Trace gas profiles

5.1 Ozone statistics based on quality of products

The final quality of the products can be "measured" using the STD (Standard Deviation) attached to every point profile. This information is written to the parameter GOM_NL__2P/NL_LOCAL_SPECIES_DENSITY/o3_std of the level 2 products. The table below shows the statistics for given STD ranges.

The statistics are given with respect to the overall valid production:

- Products without fatal errors: GOM_NL__2P/MPH/PRODUCT_ERR=0
- Valid point profile: GOM_NL__2P/NL_LOCAL_SPECIES_DENSITY/pcd(0)=0

The 'Criteria' is applied to valid points of dark limb products:

- Products in dark limb illumination condition: GOM_NL__2P/NL_SUMMARY_QUALITY/obs_ill_cond=0
- Products without fatal errors: GOM_NL__2P/MPH/PRODUCT_ERR=0
- Valid point profile: GOM_NL__2P/NL_LOCAL_SPECIES_DENSITY/pcd(0)=0

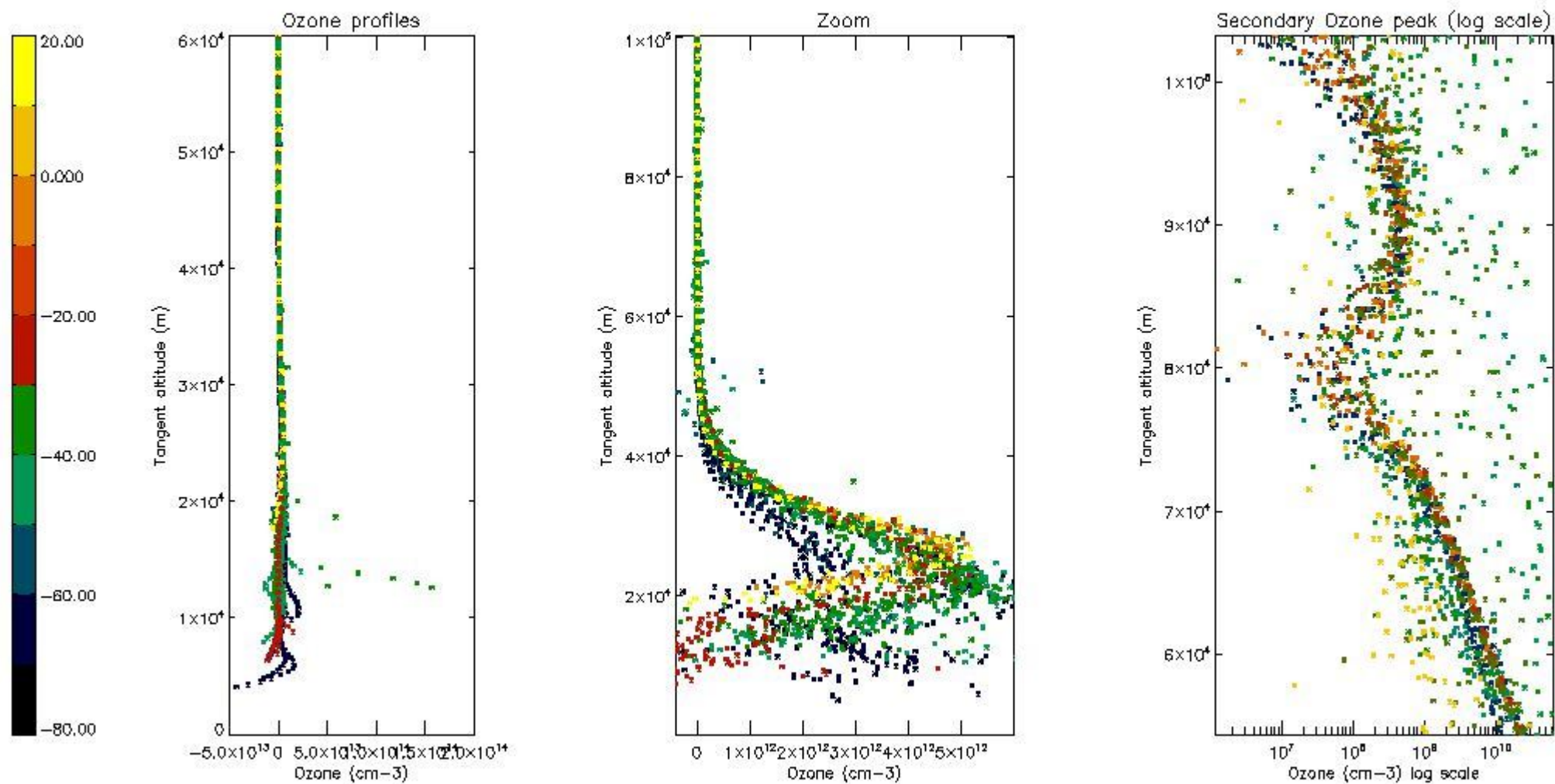
So, the table below shows the percentage of dark limb and valid observations for each criteria with respect to the overall valid daily observations.

Criteria	% of total production
All STD	36
STD < 20	16

STD < 10	11
STD < 5	6

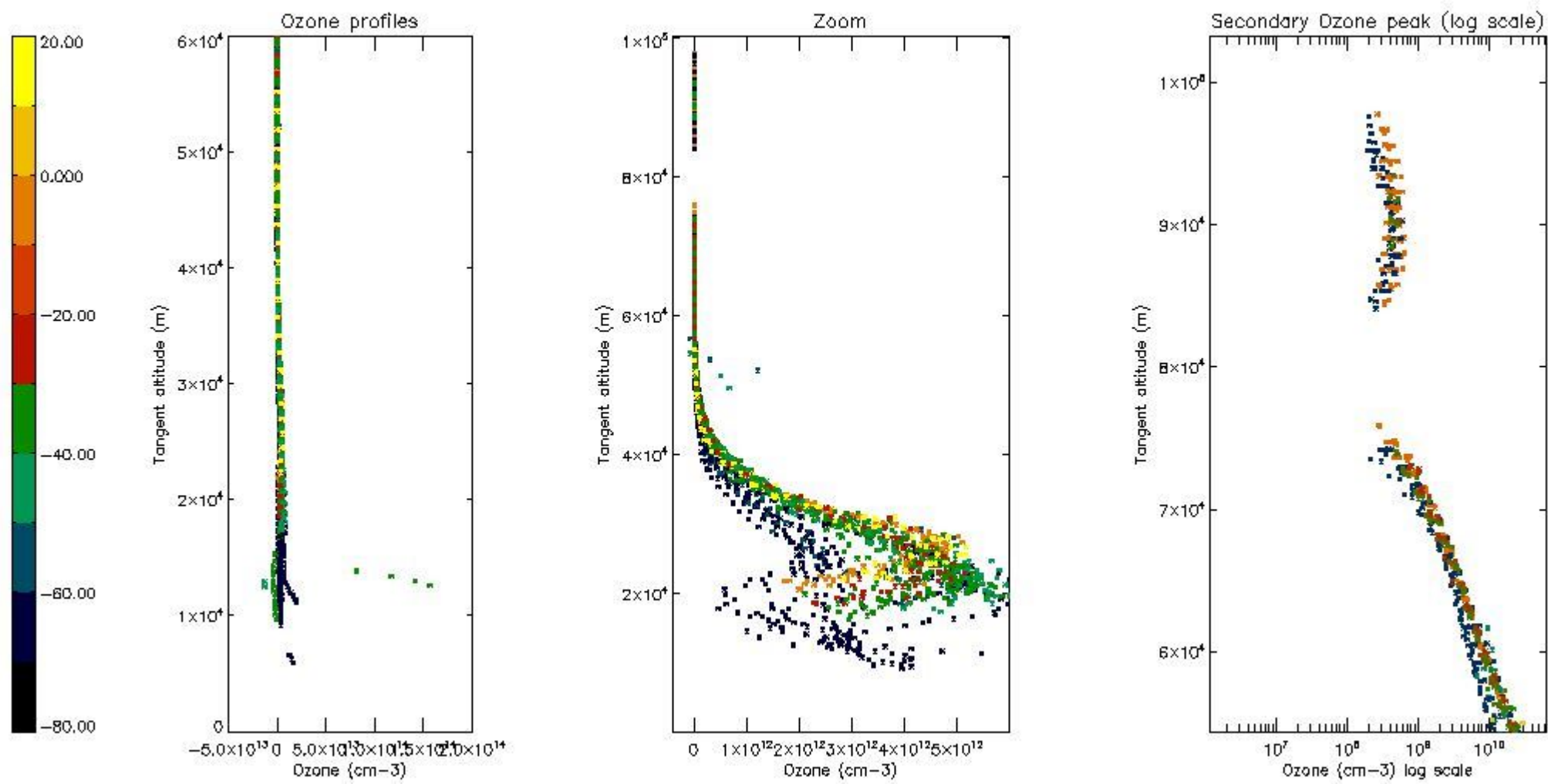
5.2 Plot ozone profiles for all STD (dark without errors)

The colorbar represents the latitude.



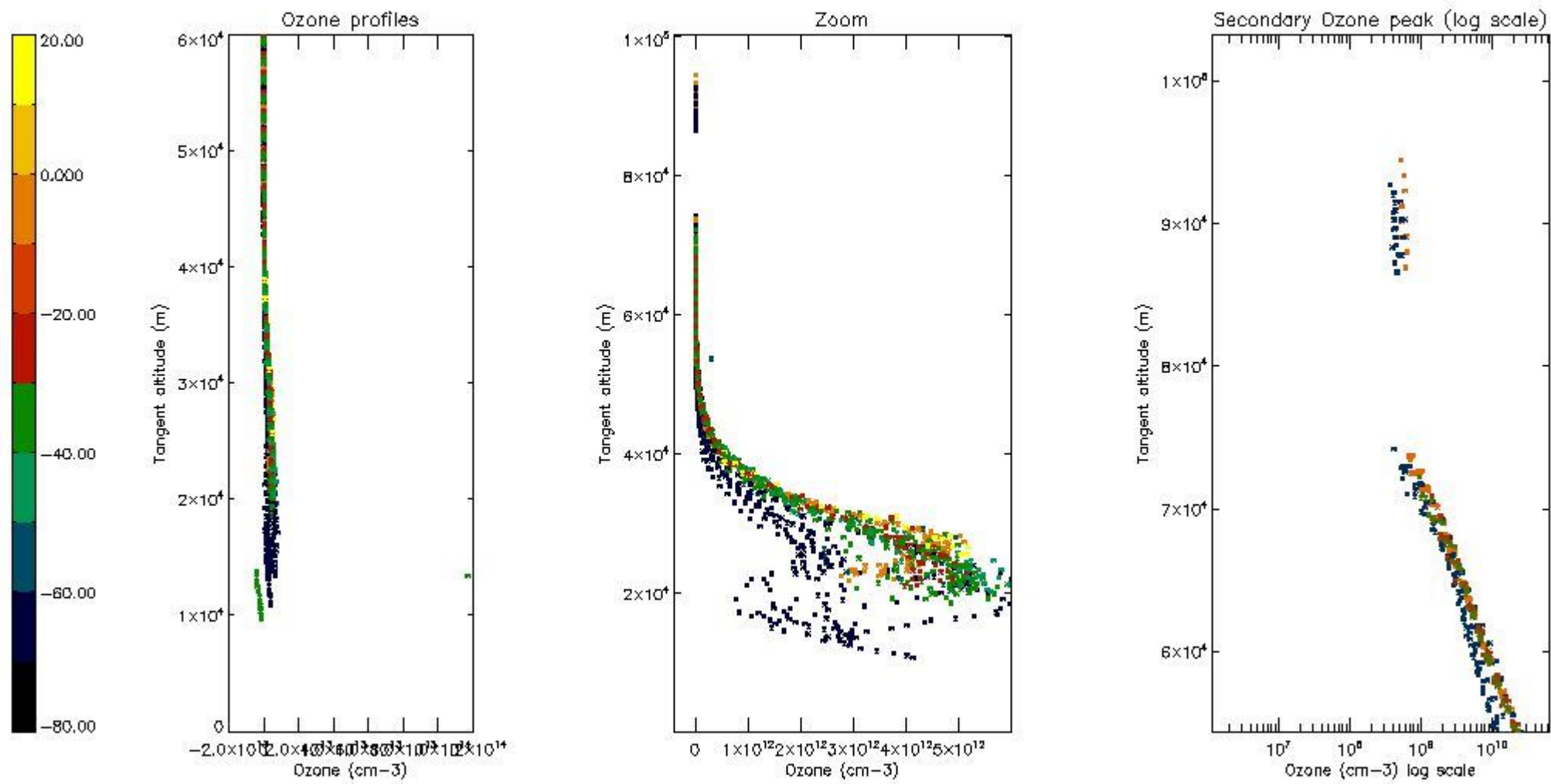
5.3 Plot ozone profiles where STD < 20% (dark without errors)

The colorbar represents the latitude.



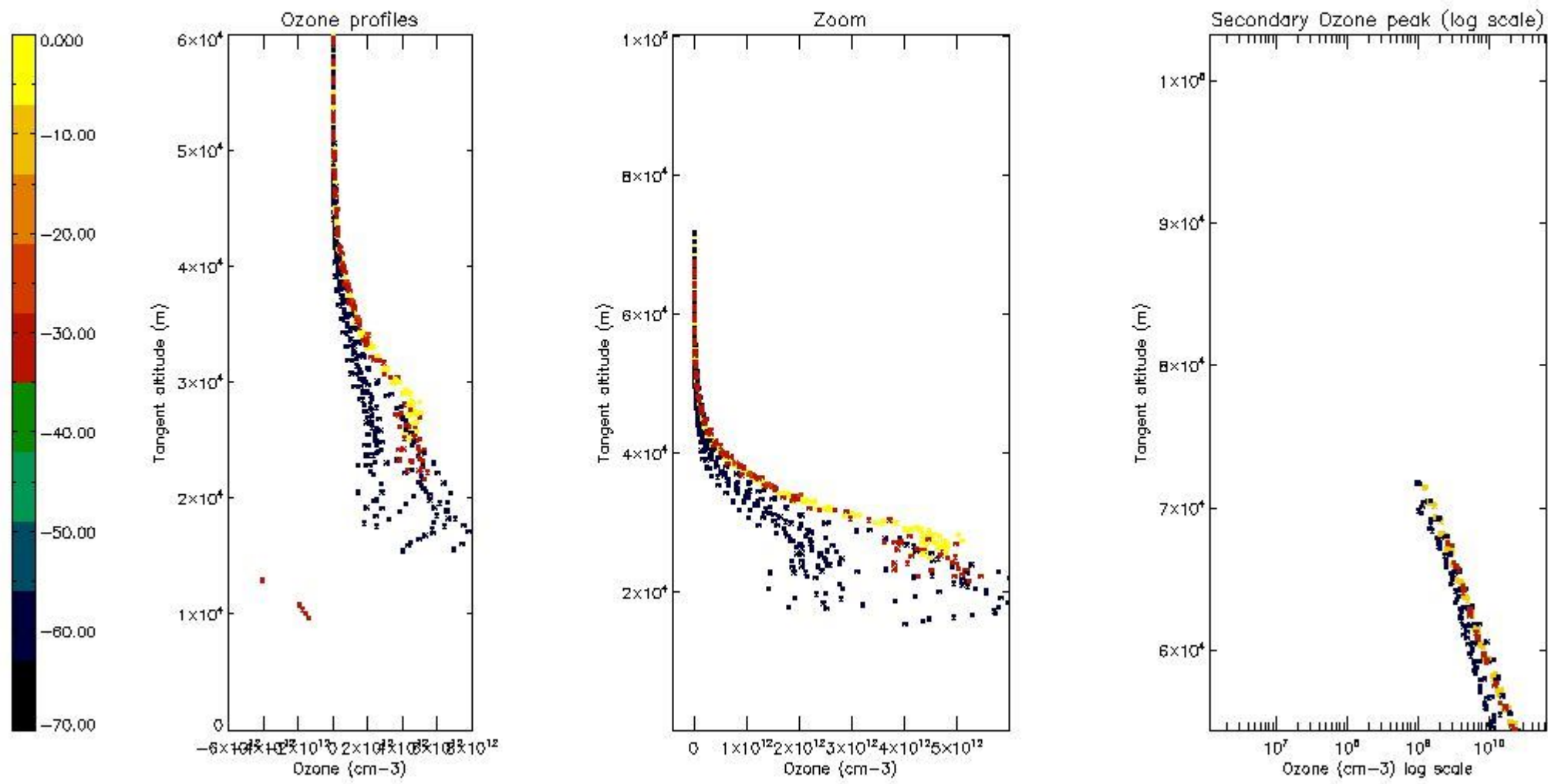
5.4 Plot ozone profiles where STD < 10% (dark without errors)

The colorbar represents the latitude.



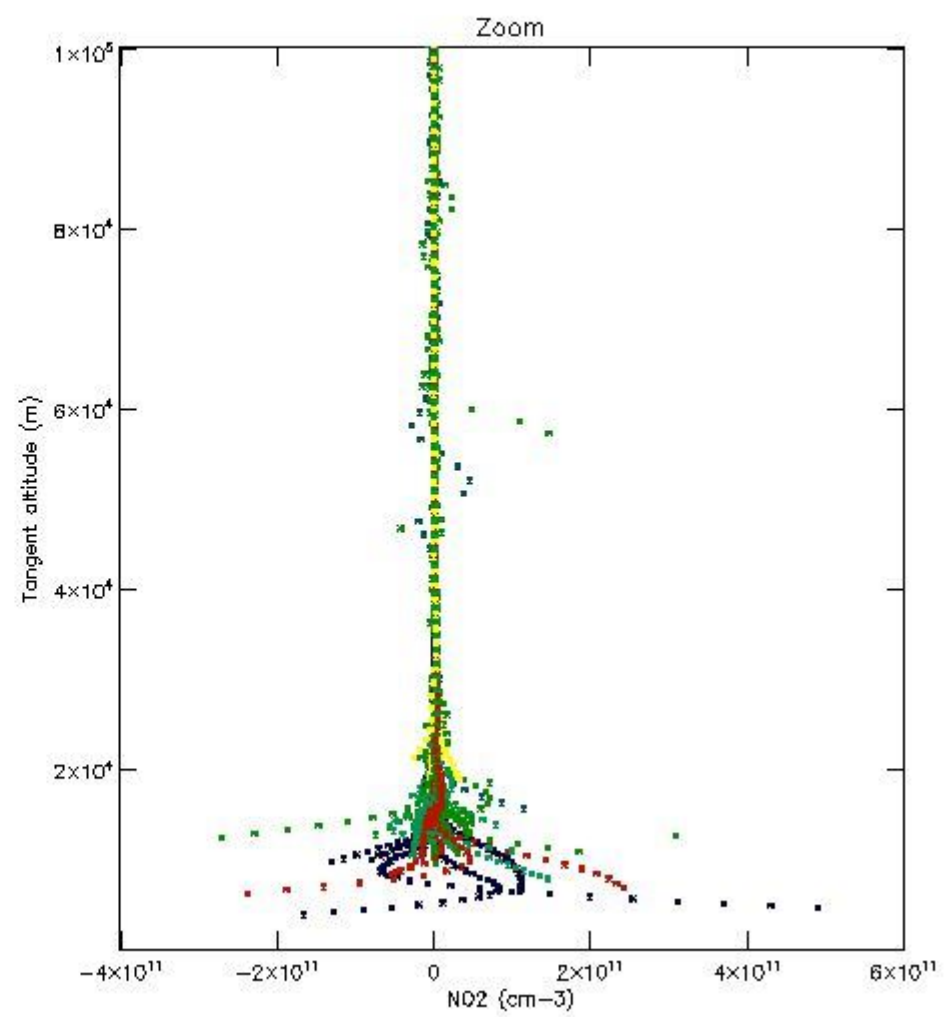
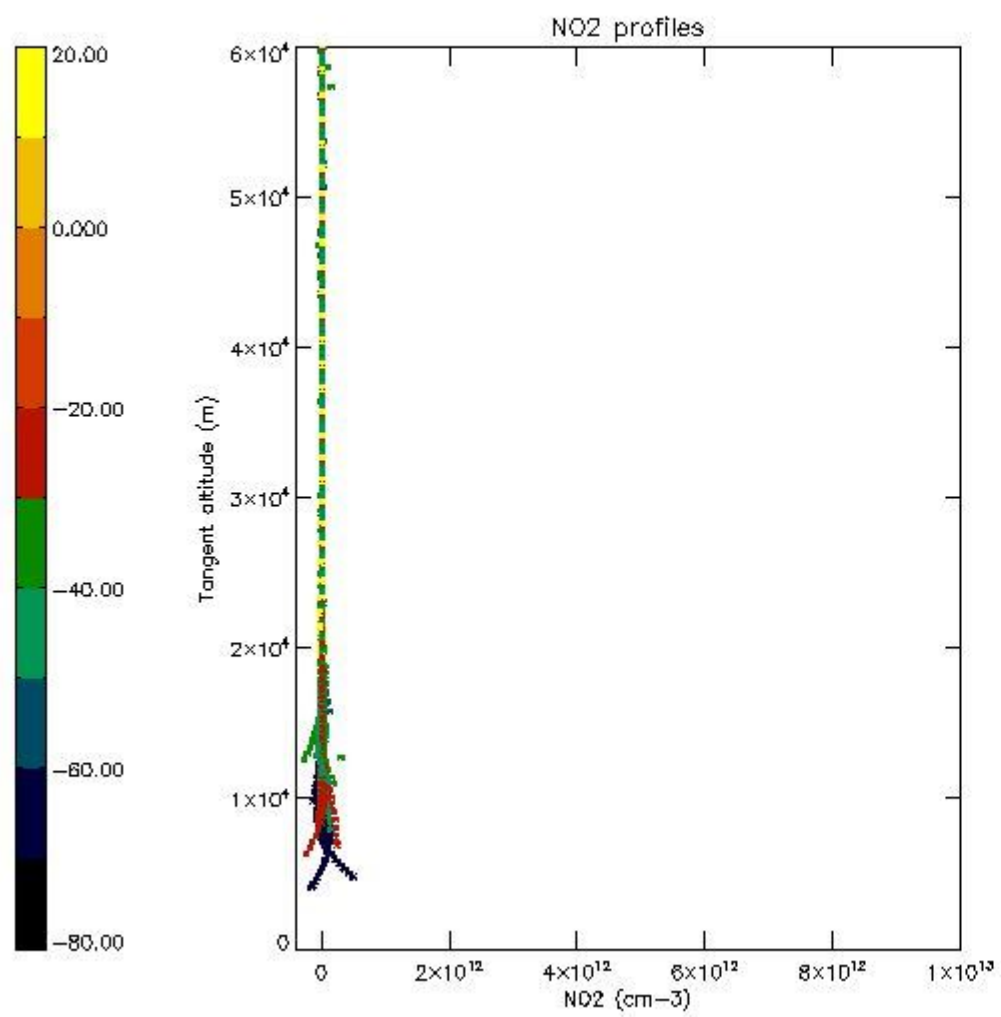
5.5 Plot ozone profiles where STD < 5% (dark without errors)

The colorbar represents the latitude.



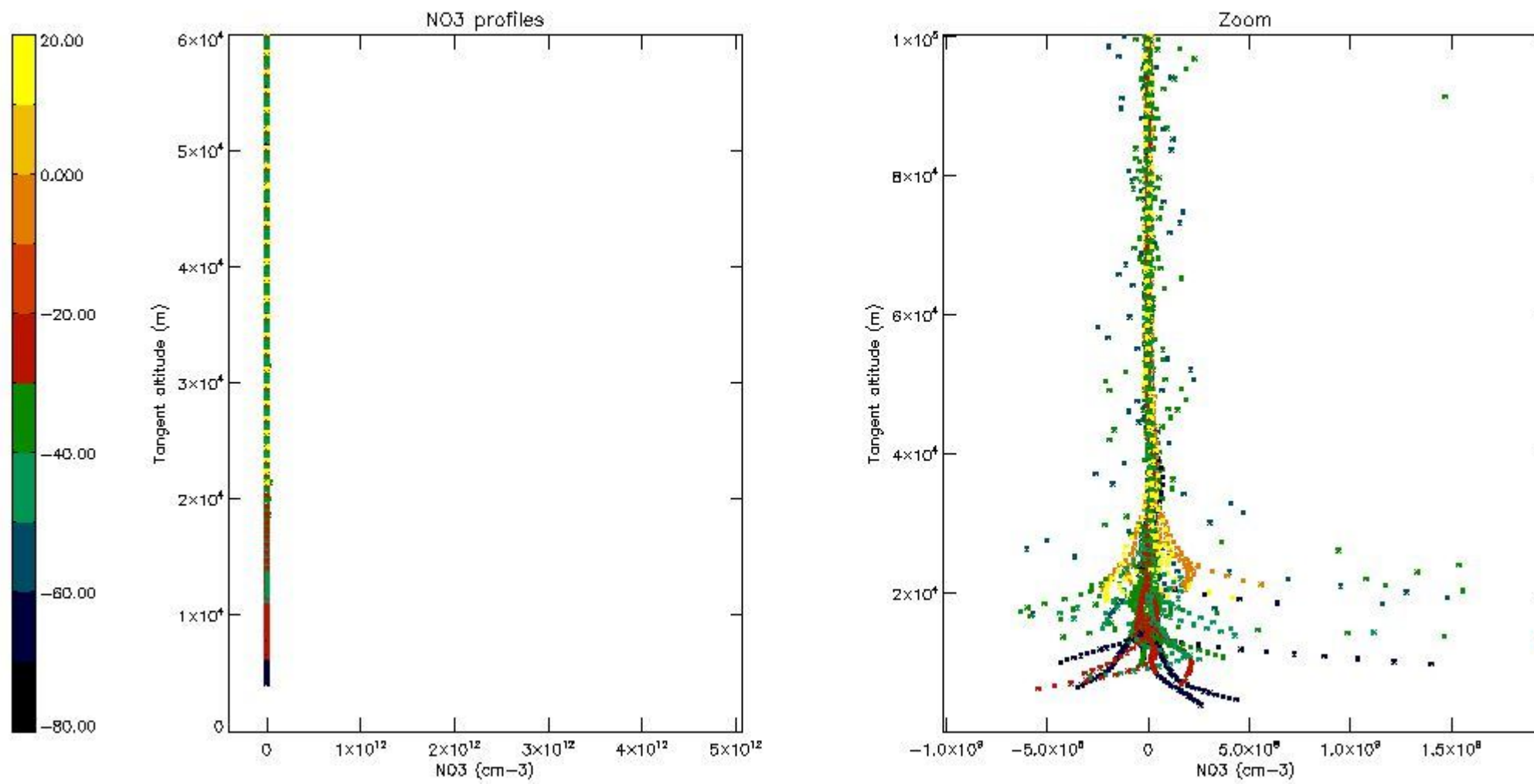
5.6 Plot NO₂ profiles for all STD (dark without errors)

The colorbar represents the latitude.



5.7 Plot NO3 profiles for all STD (dark without errors)

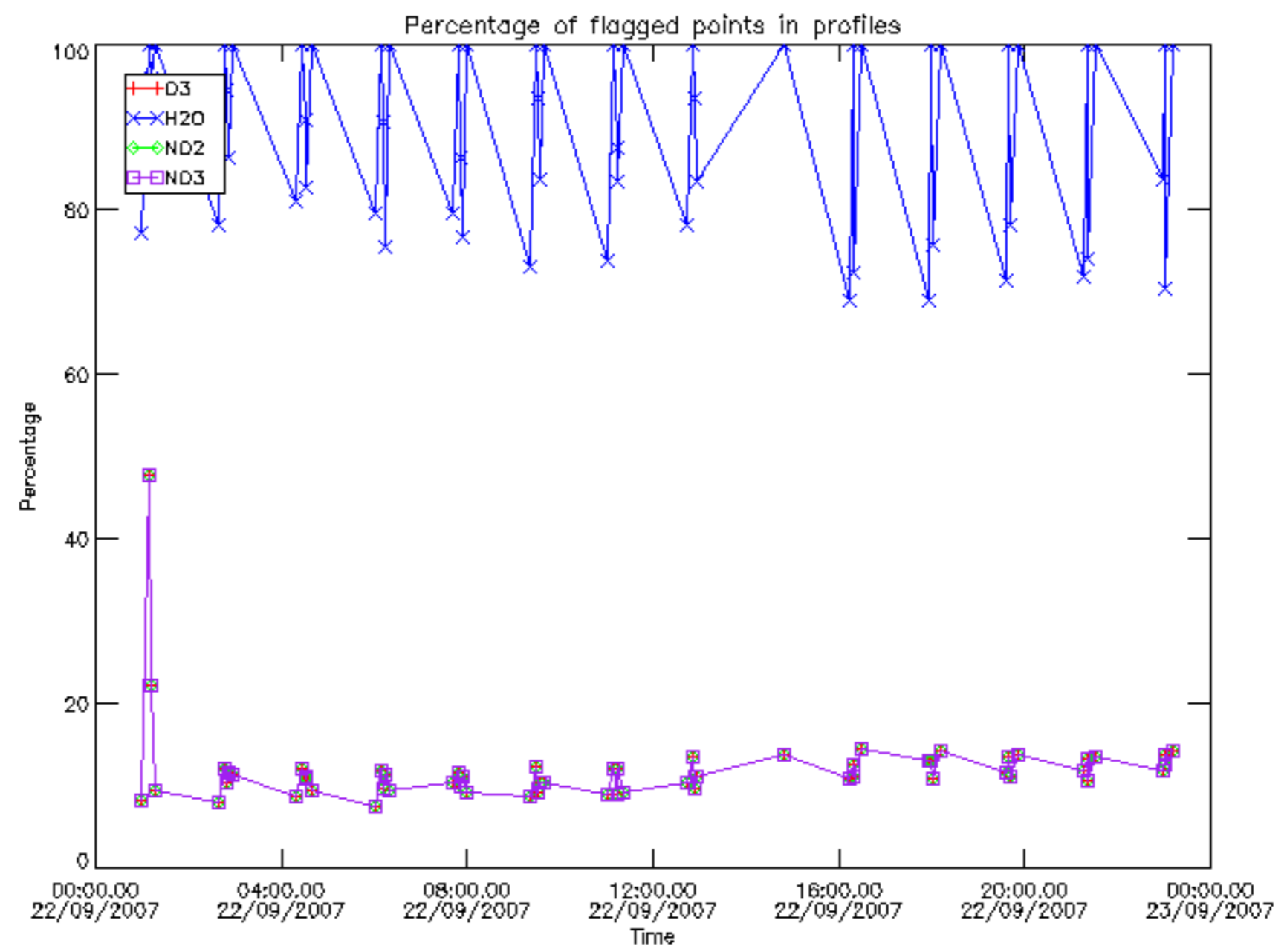
The colorbar represents the latitude.



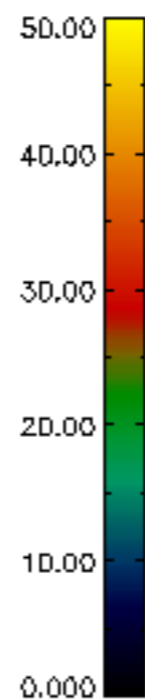
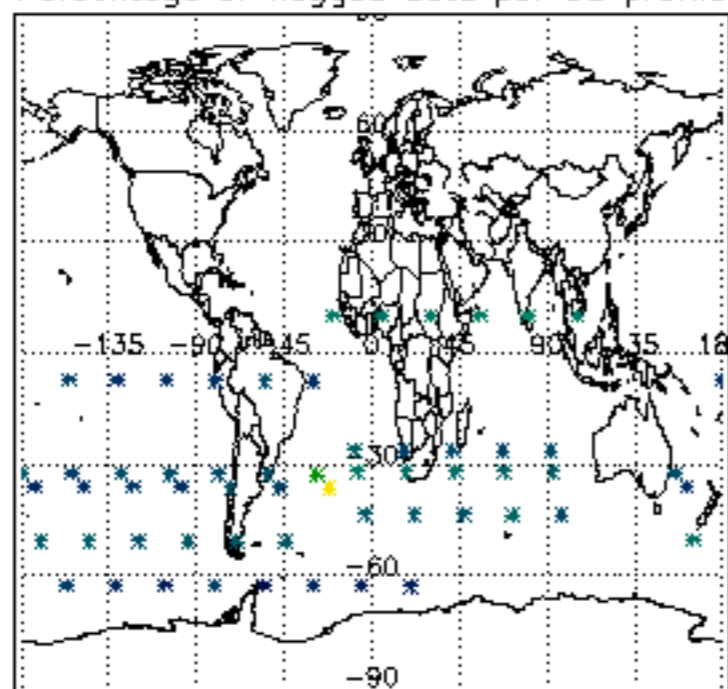
6. Auxiliary Data Files used for the production reported in section 2

The number reported in the third column indicates since which file (see list in section 2) the corresponding auxiliary file has been used. The fourth column is the date of those product files.

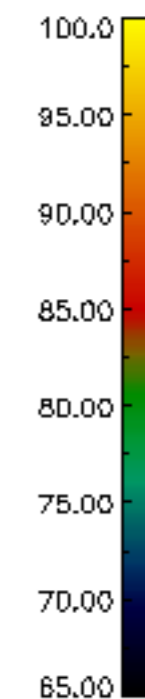
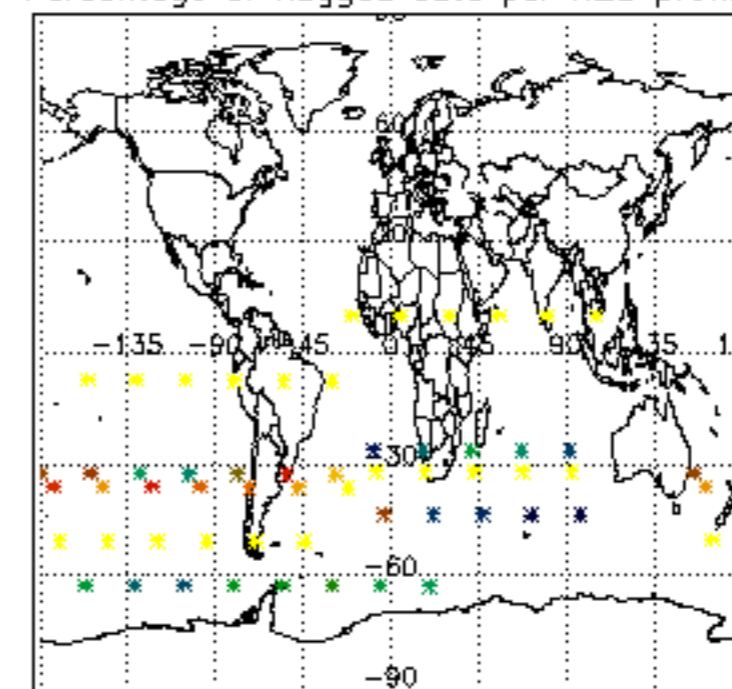
Type	Auxiliary Filename	Used since product	Used since product date
INST_PHYS_CHARACTERISTICS	GOM_INS_AXVIEC20091111_143220_20030716_120000_20500101_000000	1	22-SEP-2007 00:00:02
LEVEL-2_PROC_CONFIG	GOM_PR2_AXVIEC20091111_152718_20020301_000000_20500101_000000	1	22-SEP-2007 00:00:02
CROSS_SECTIONS_FILE	GOM_CRS_AXVIEC20091111_154832_20020301_000000_20500101_000000	1	22-SEP-2007 00:00:02



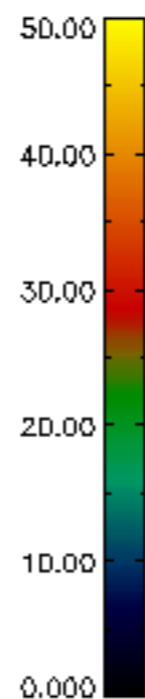
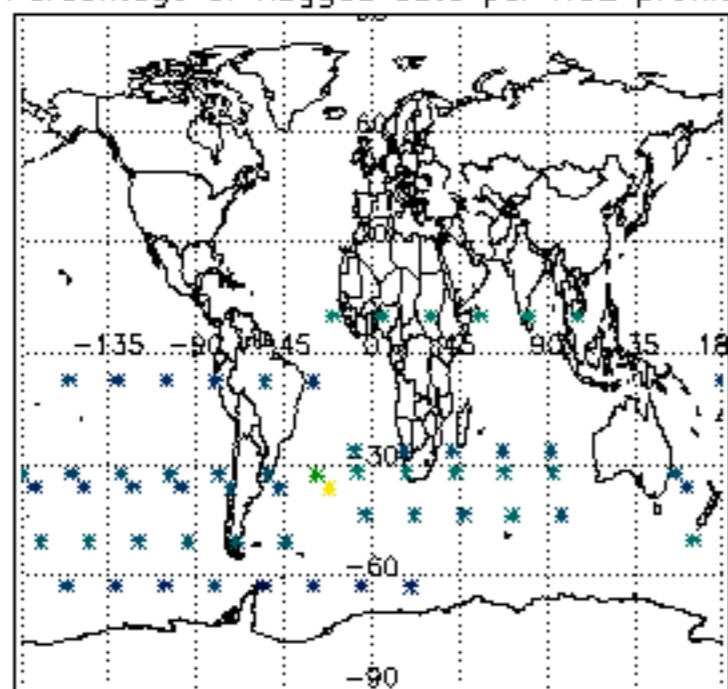
Percentage of flagged data per D3 profile



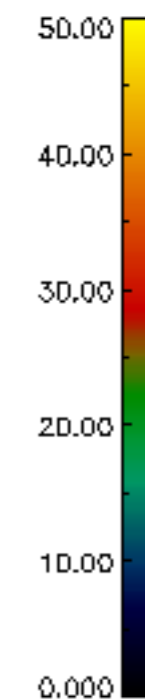
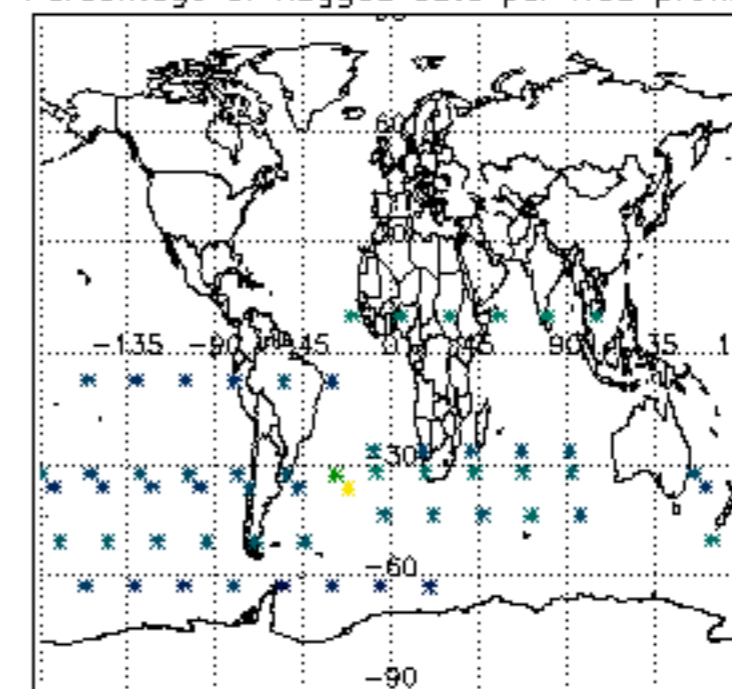
Percentage of flagged data per H2O profile

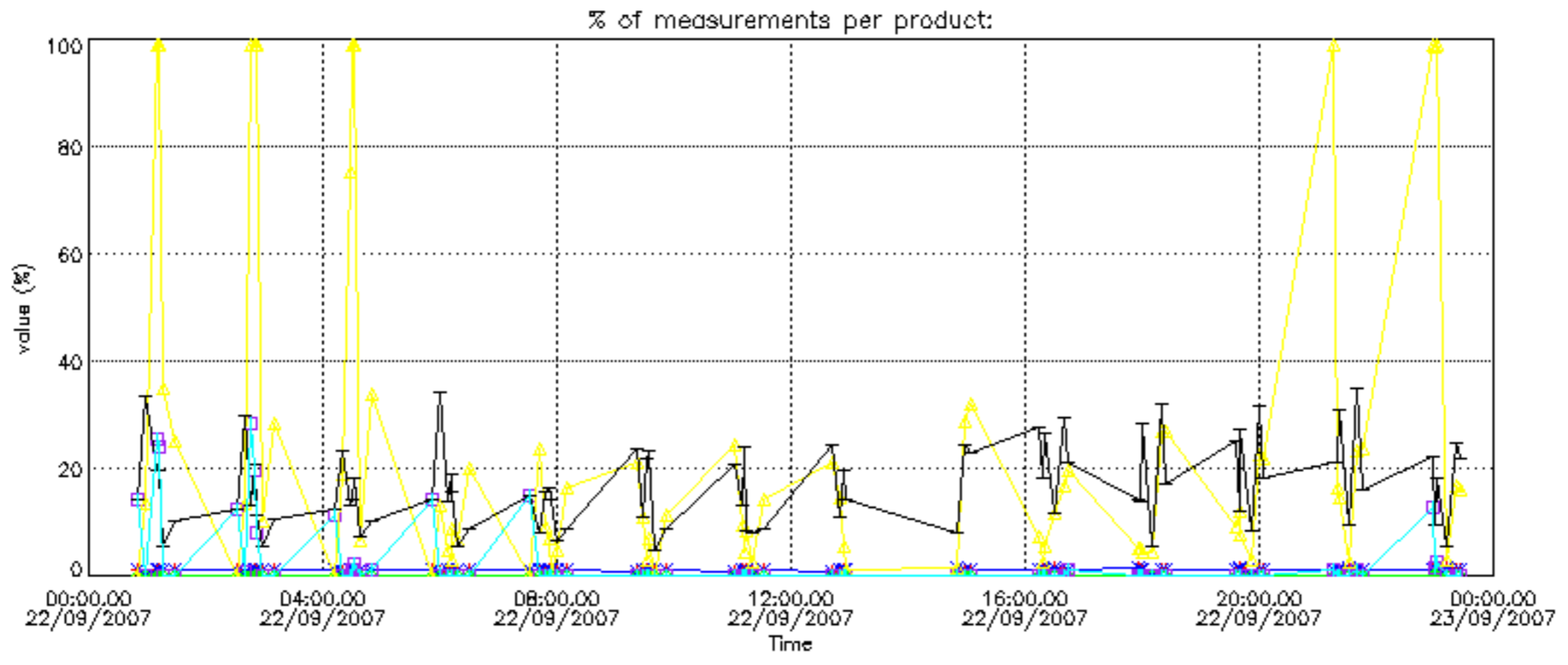


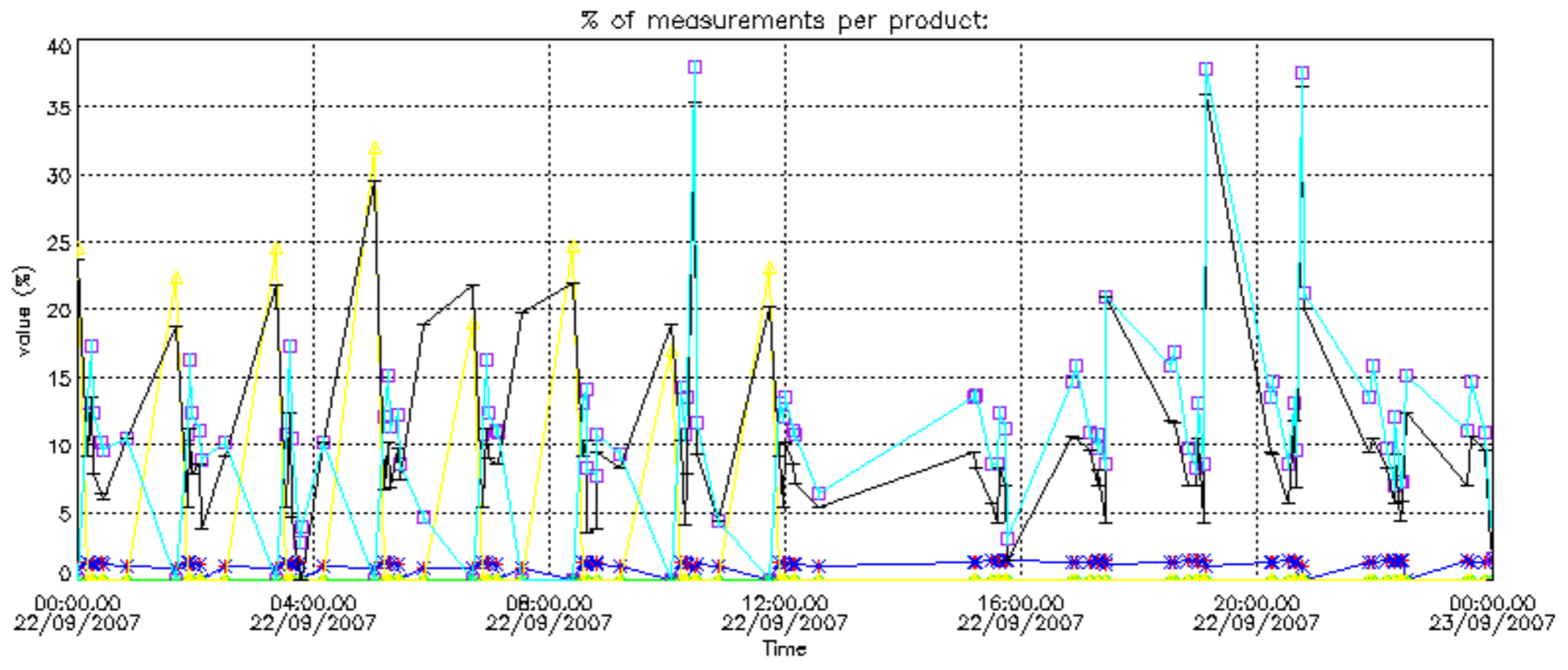
Percentage of flagged data per NO2 profile



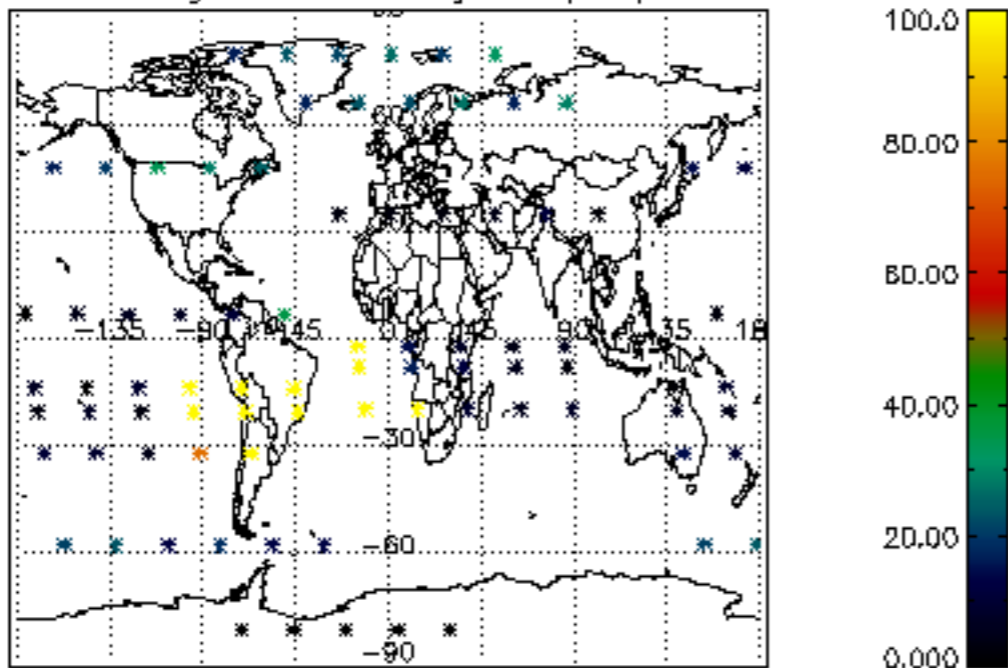
Percentage of flagged data per NO3 profile



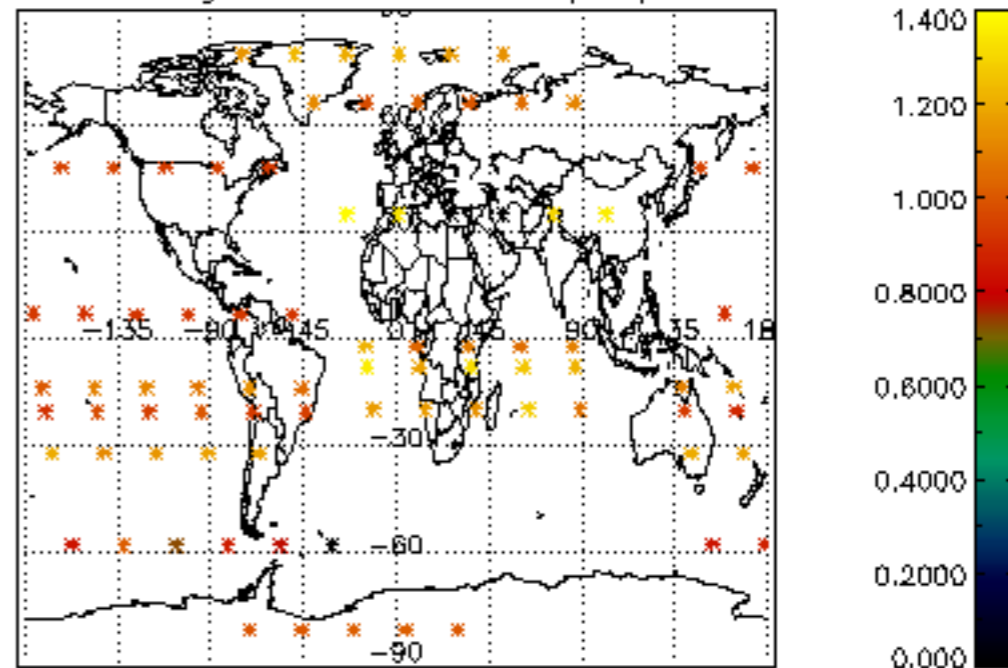




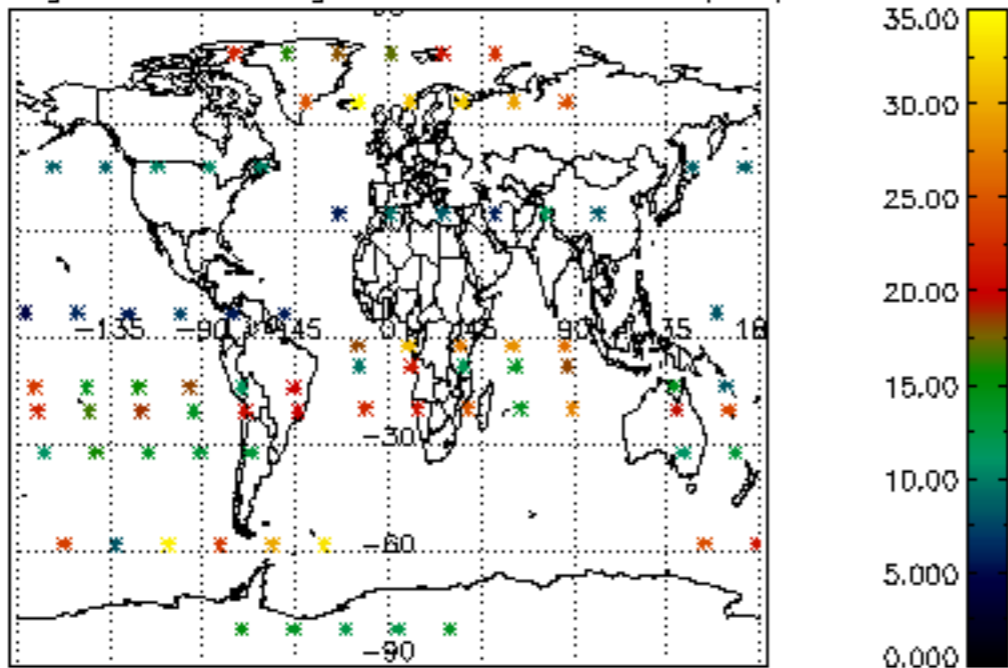
Percentage of cosmic ray hits per profile



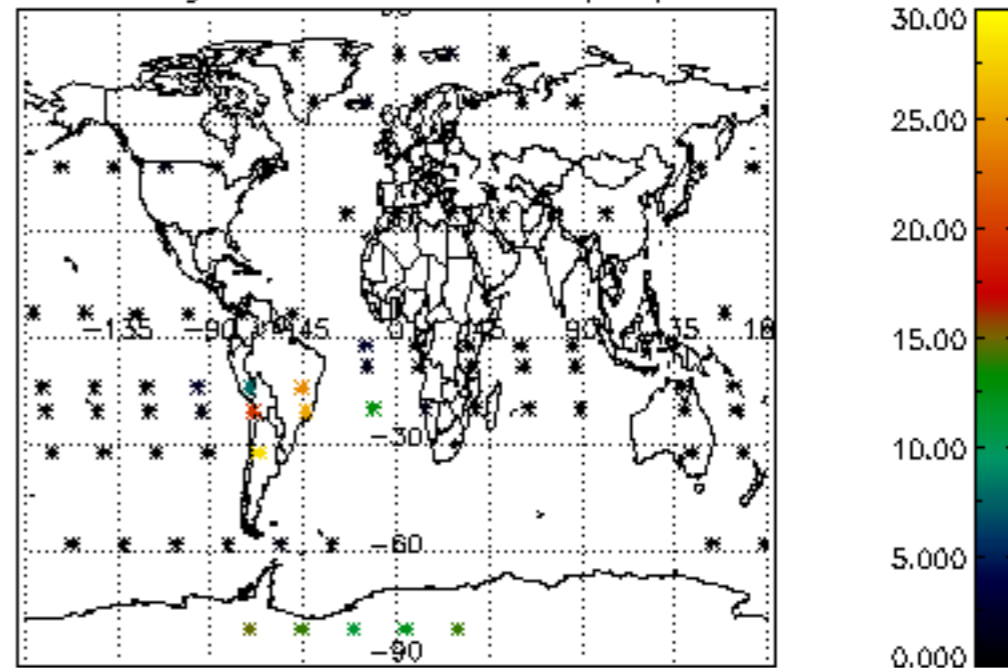
Percentage of datation errors per profile



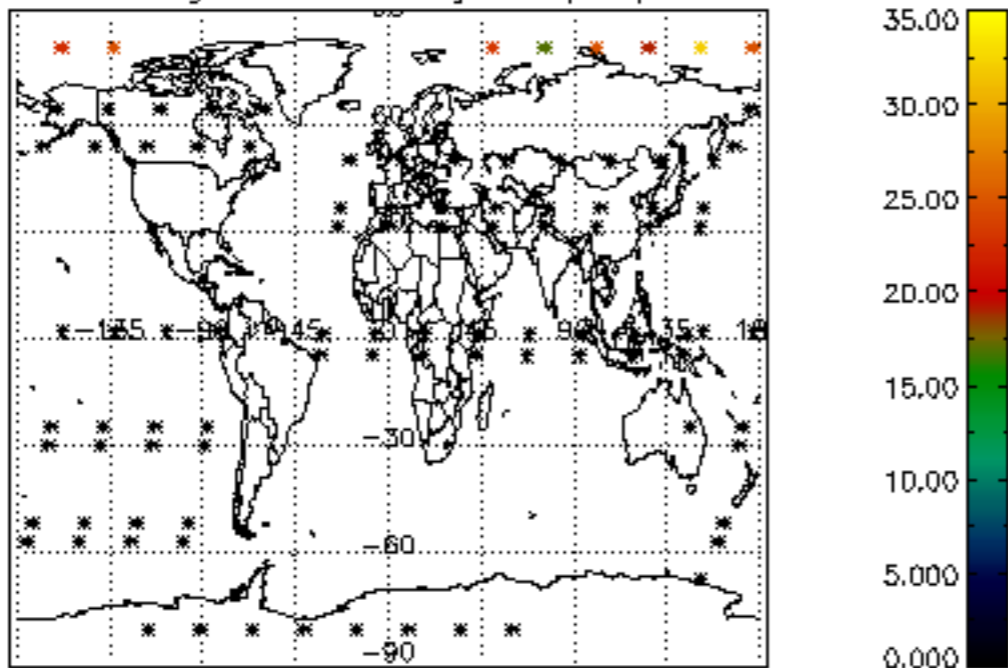
Percentage of star falling outside central band per profile



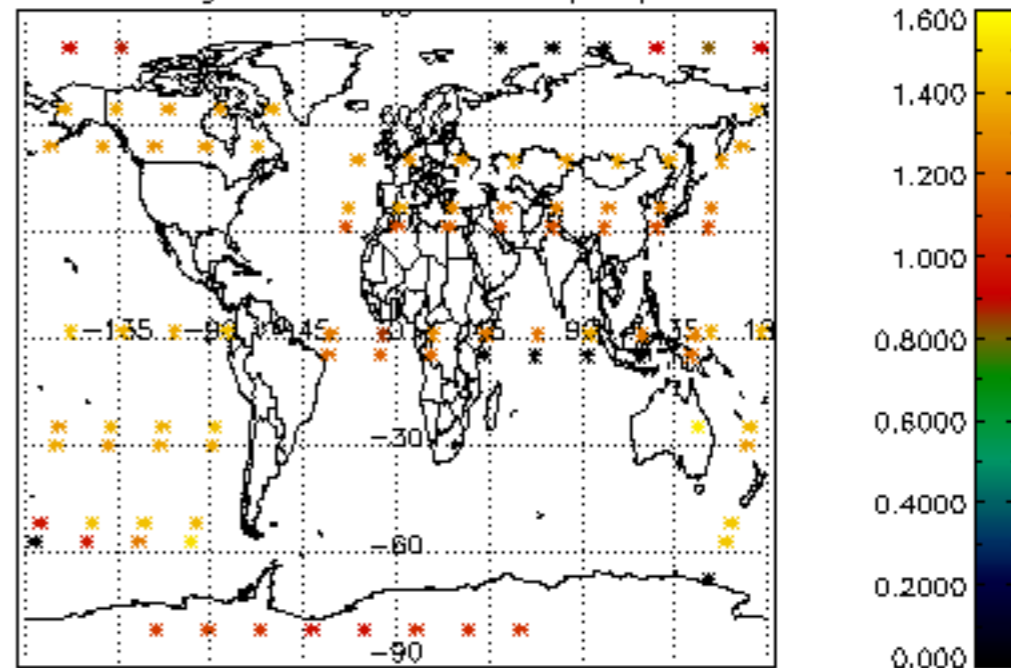
Percentage of saturation errors per profile



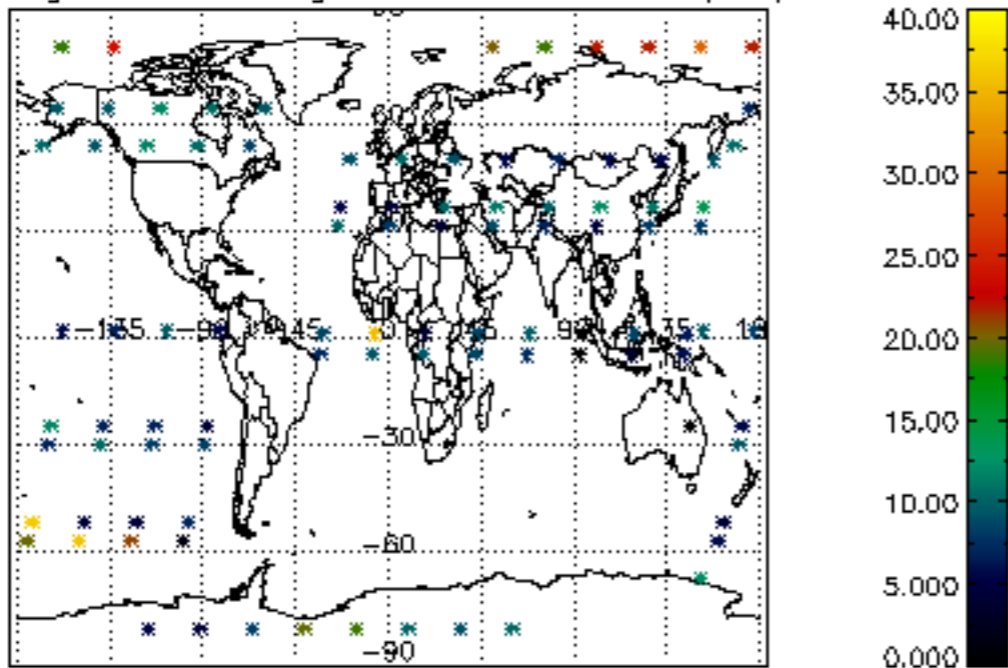
Percentage of cosmic ray hits per profile



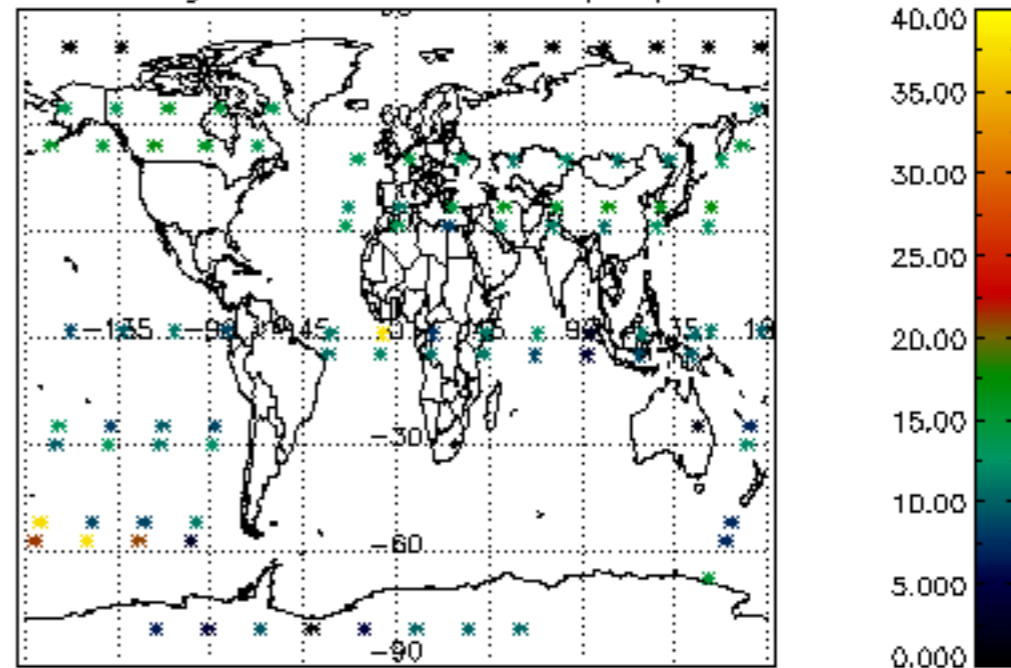
Percentage of datation errors per profile

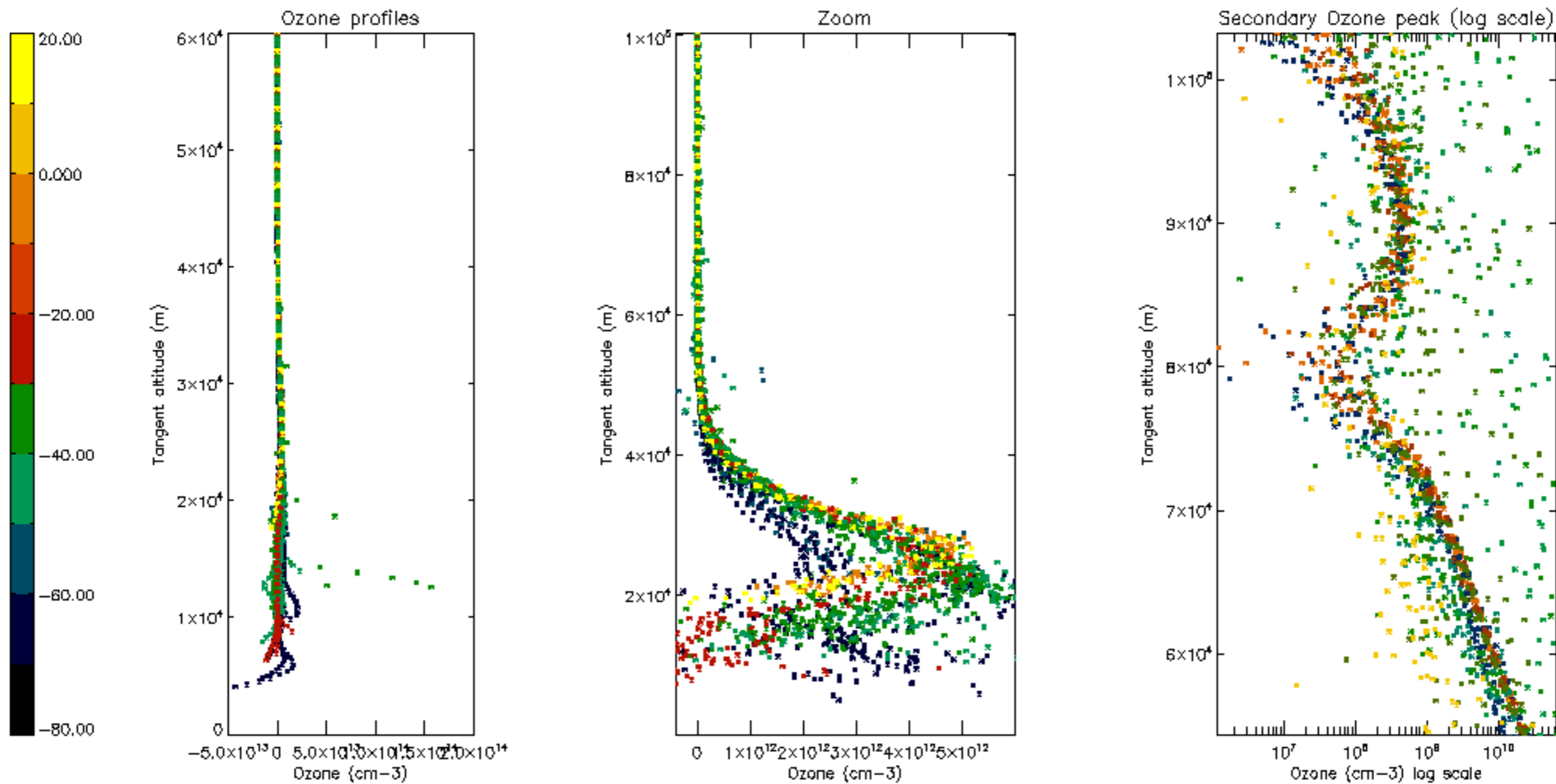


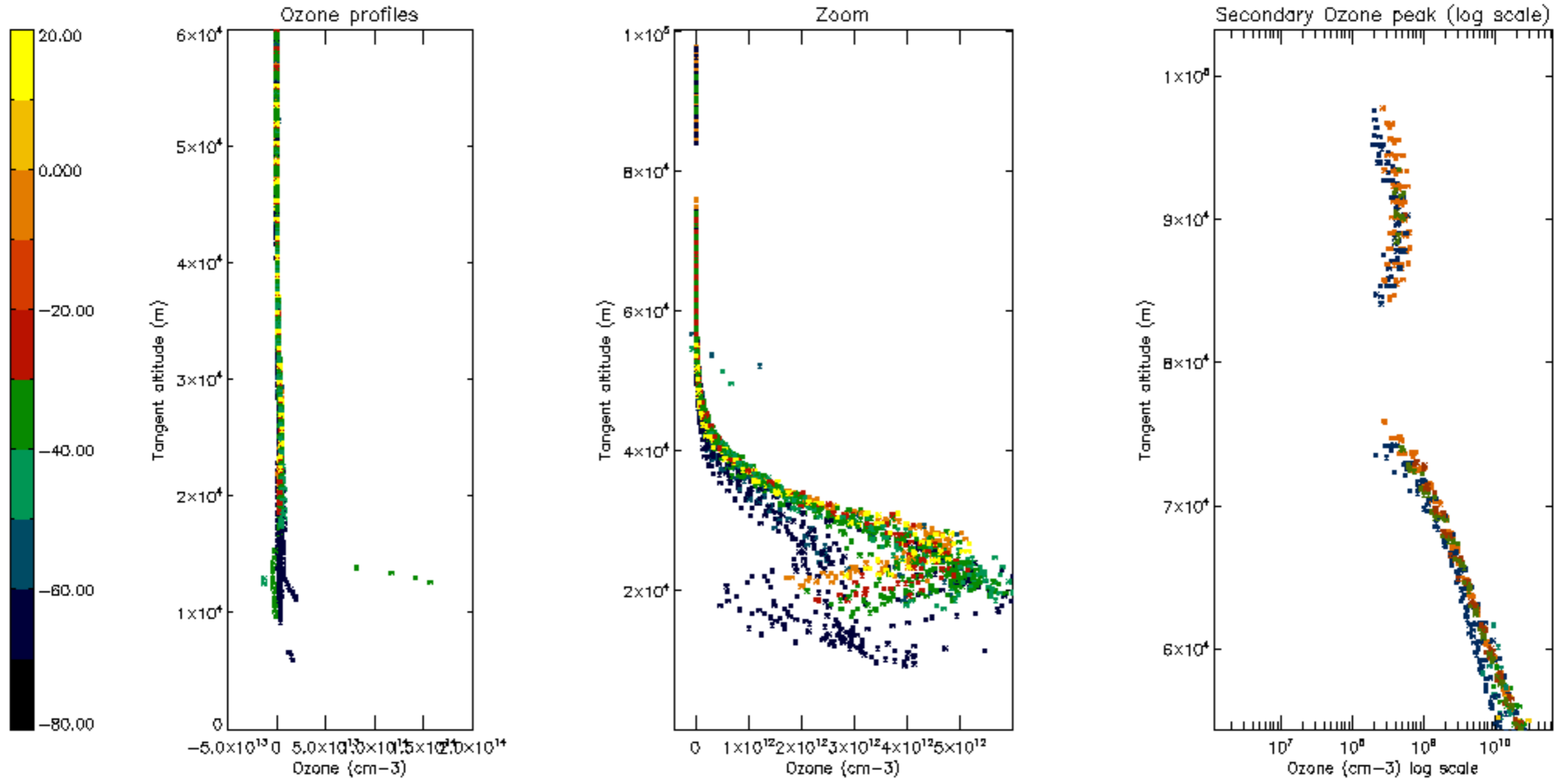
Percentage of star falling outside central band per profile

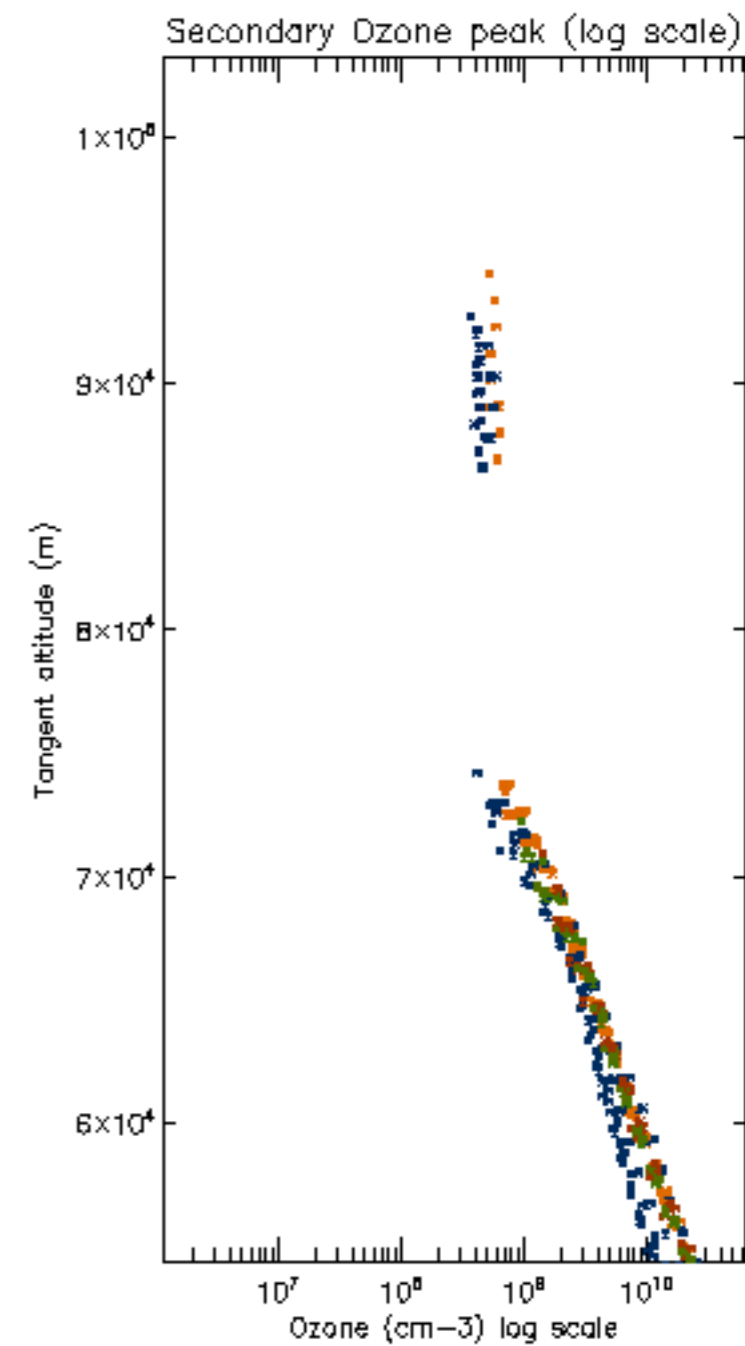
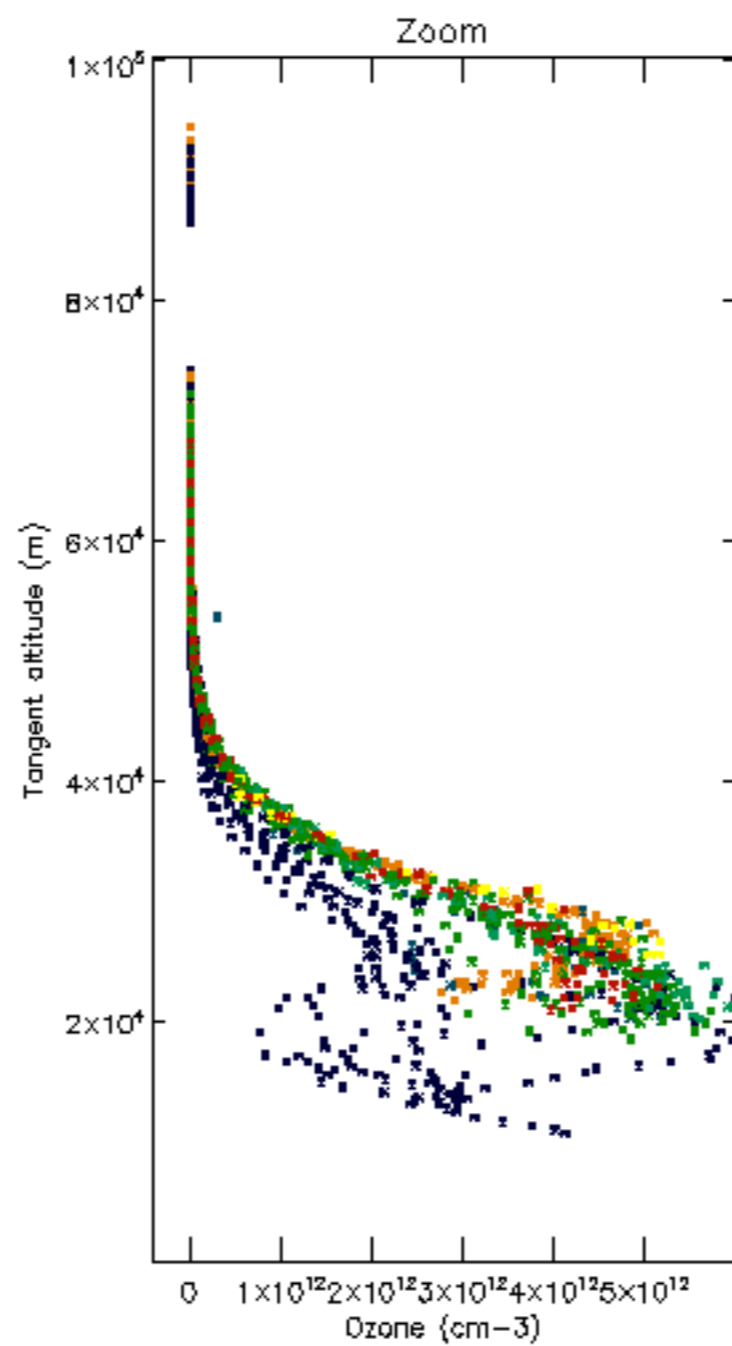
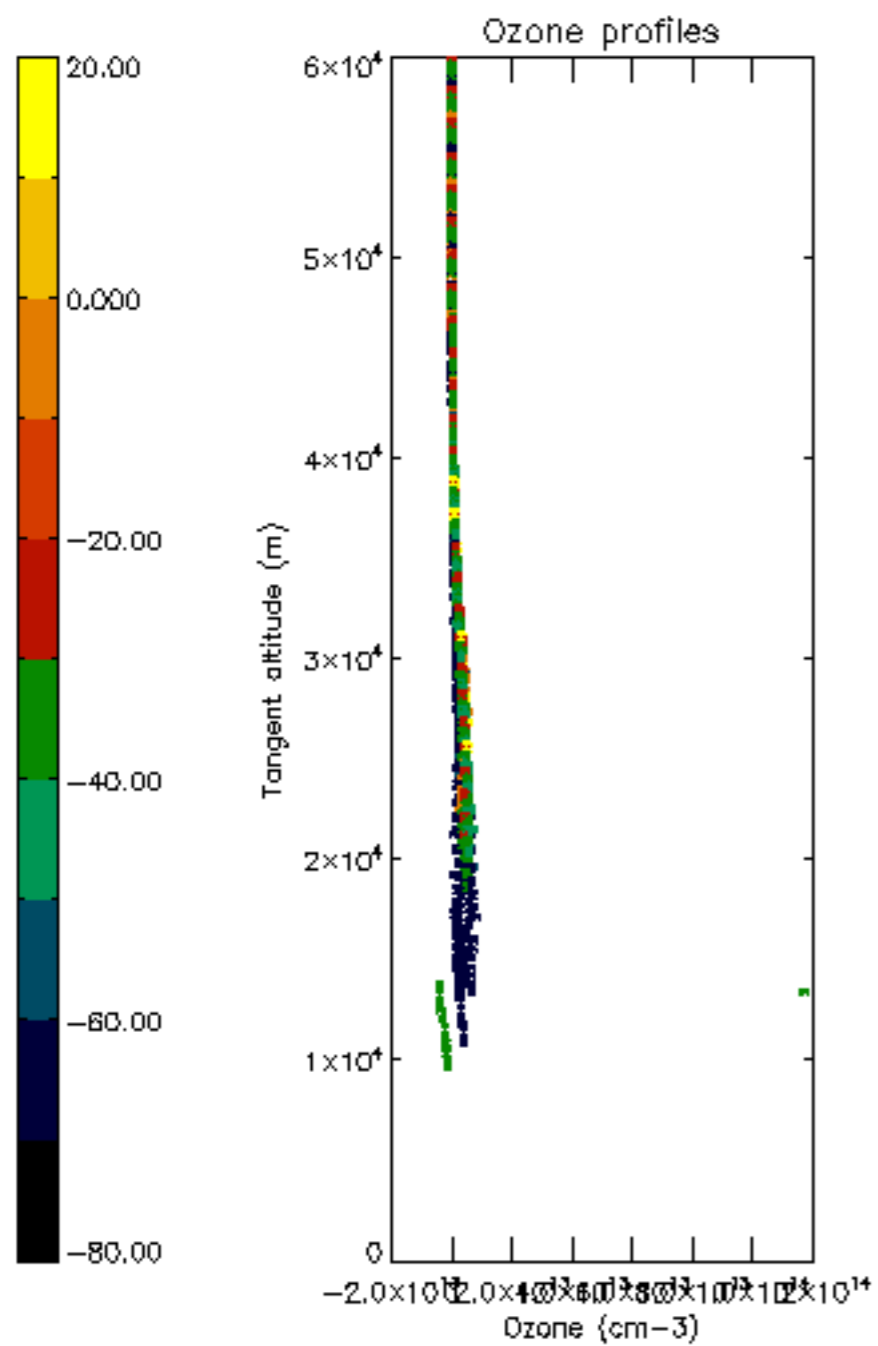


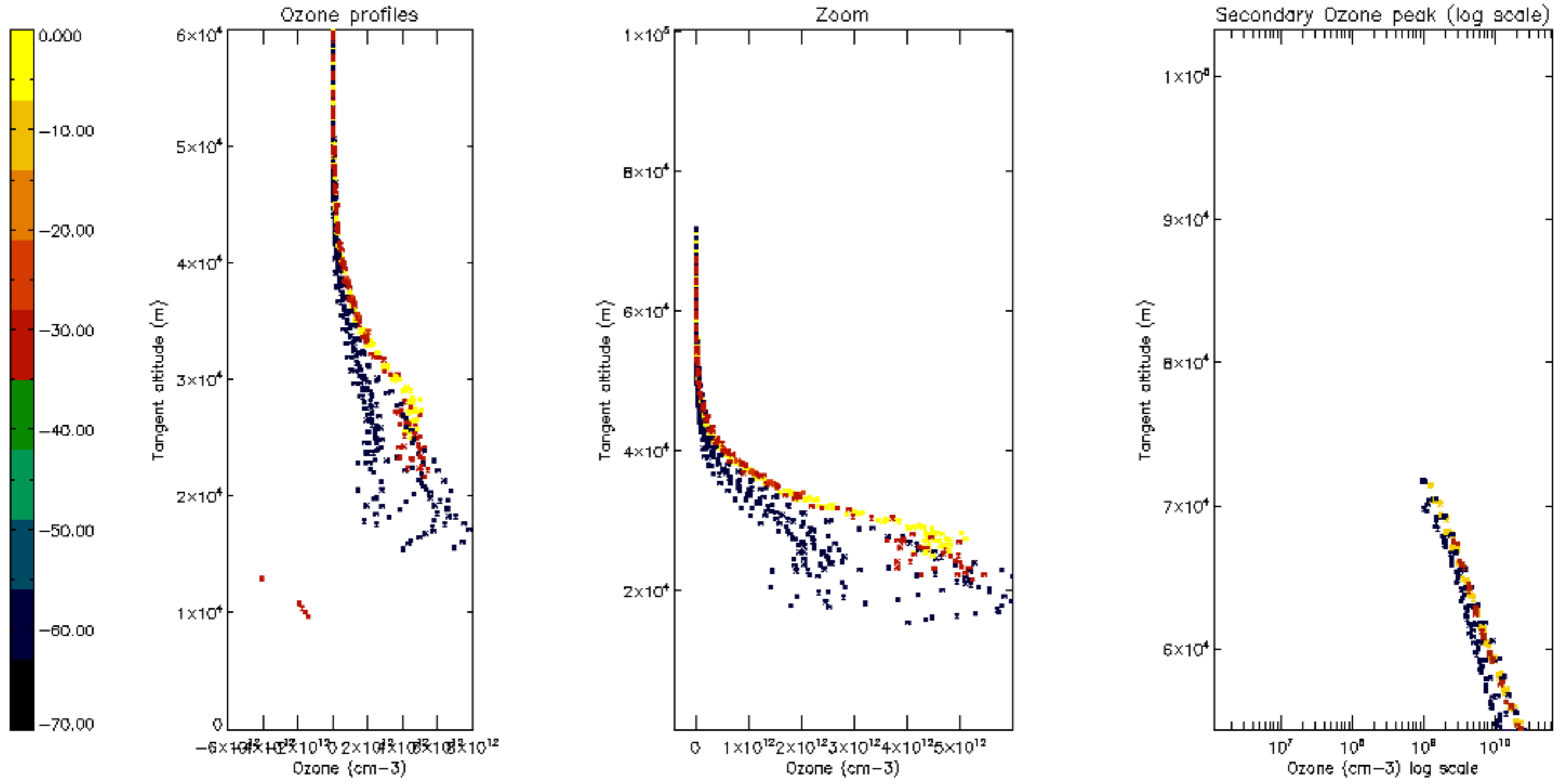
Percentage of saturation errors per profile

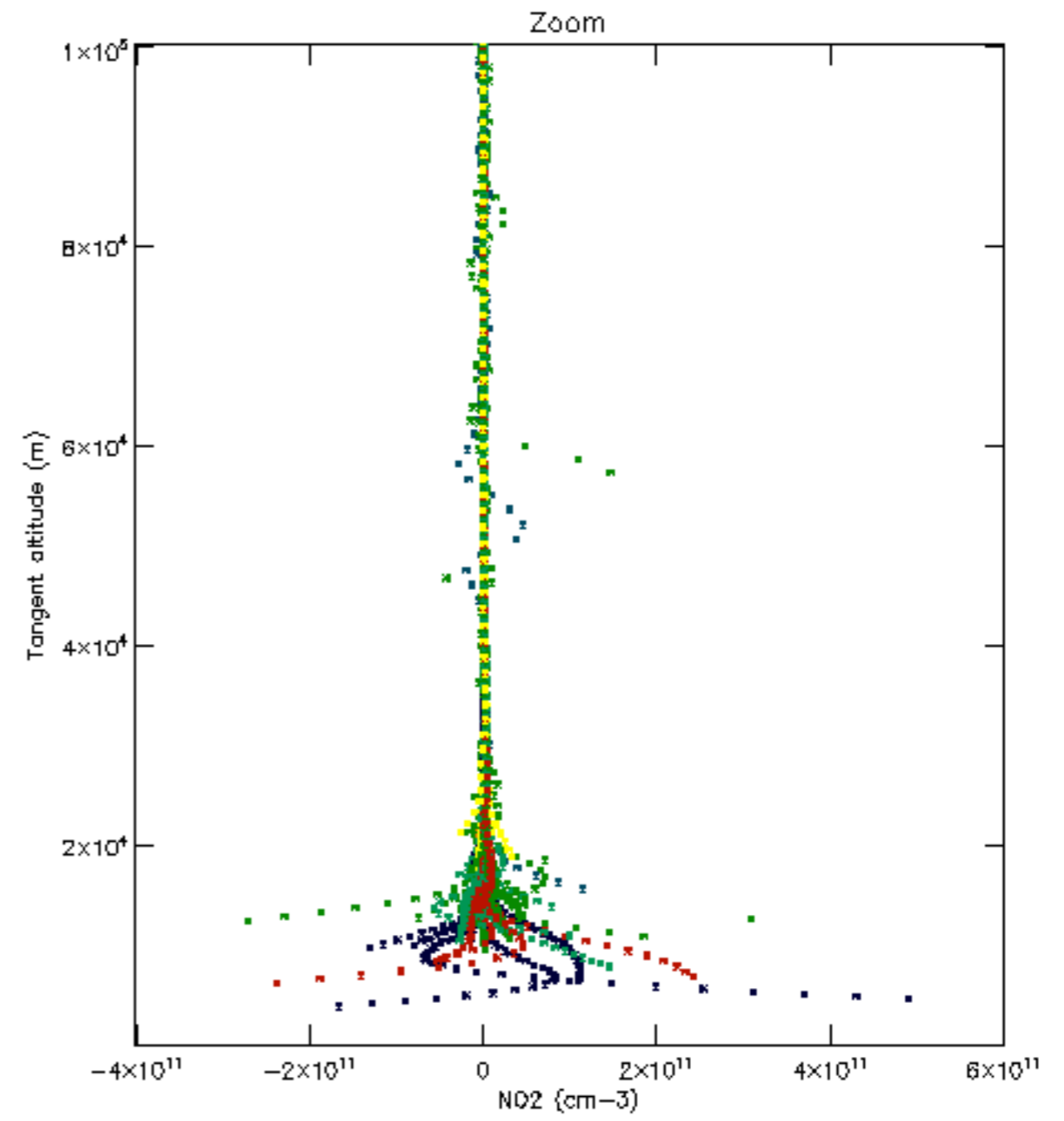
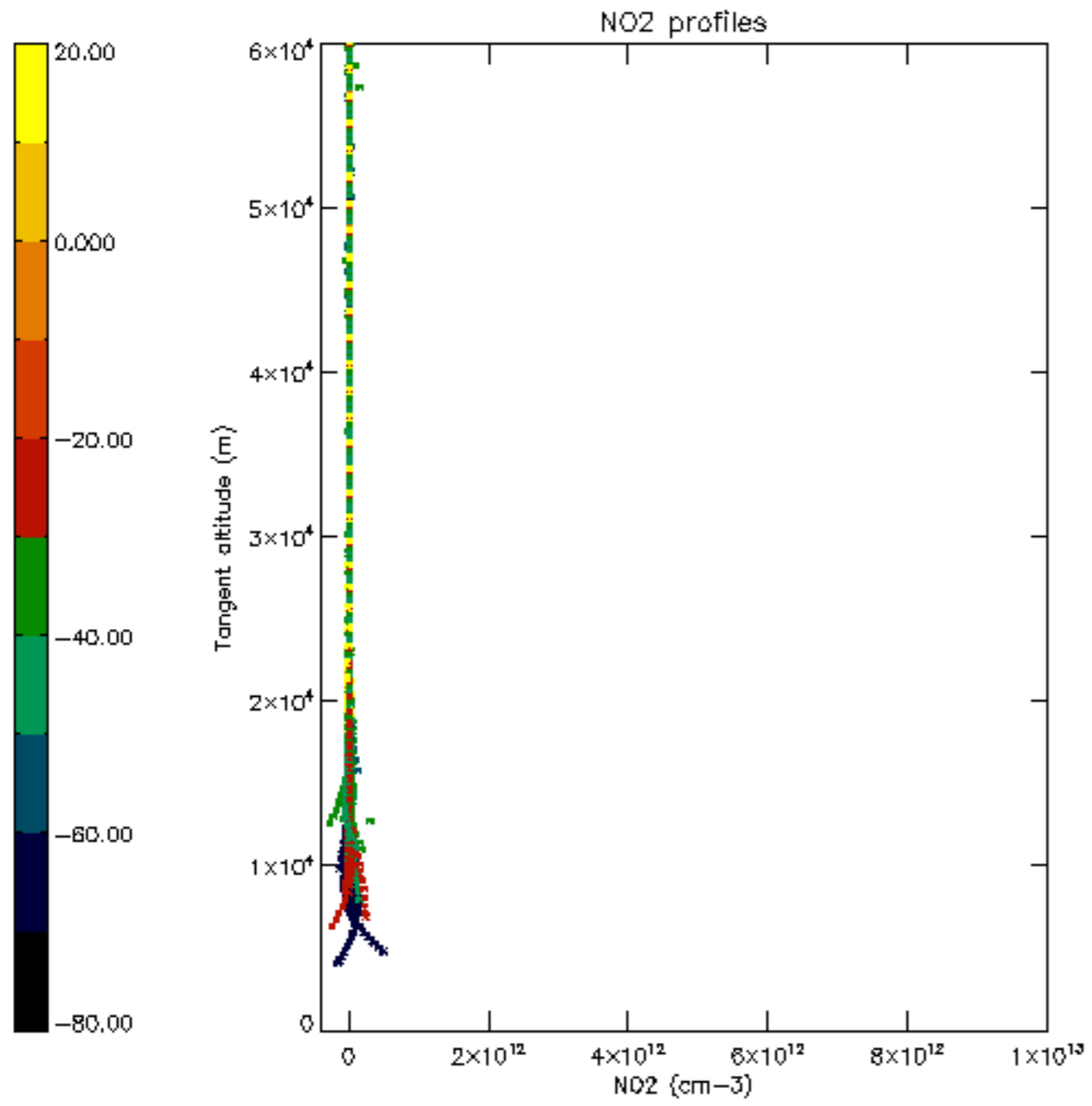


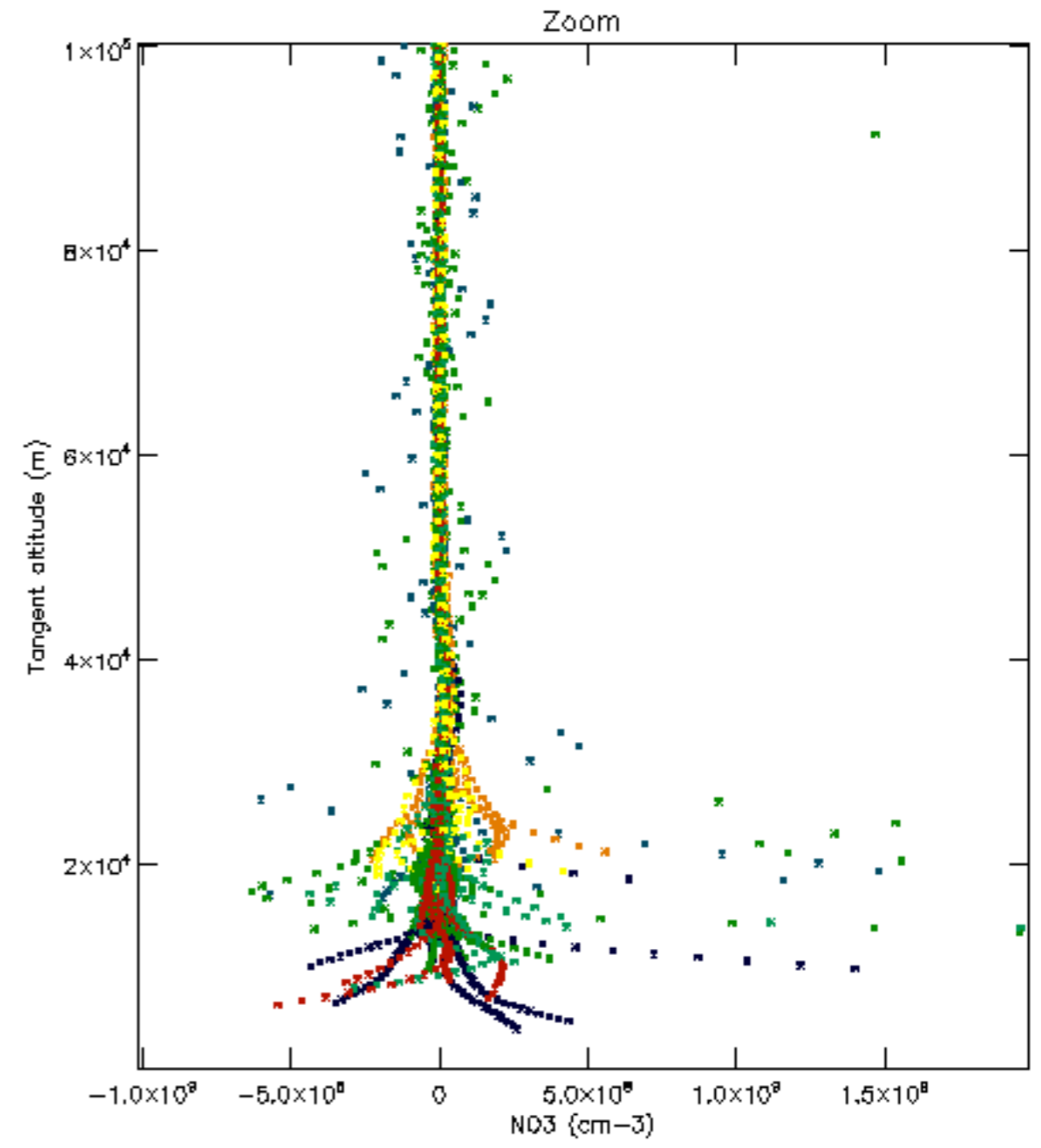
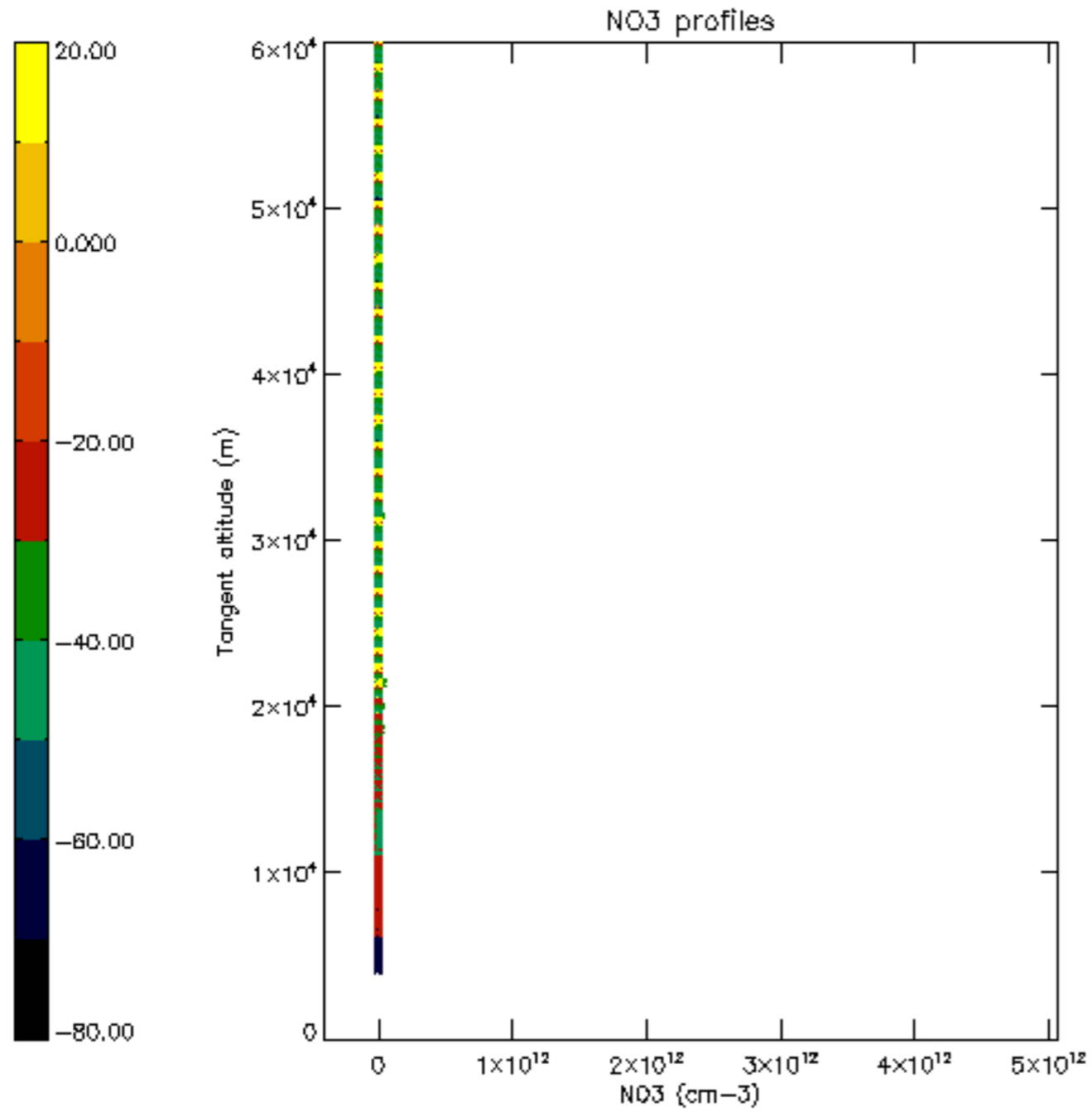


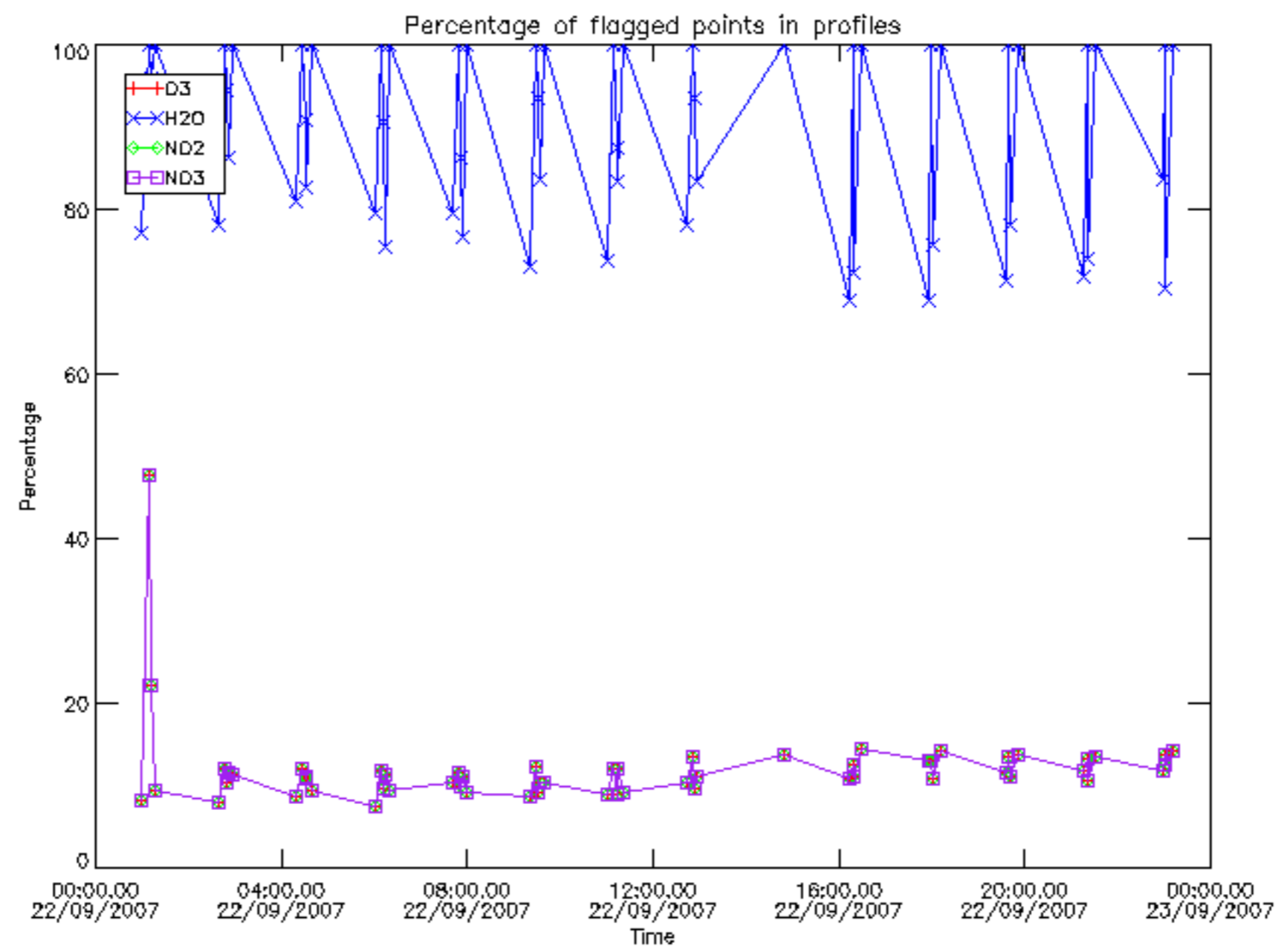




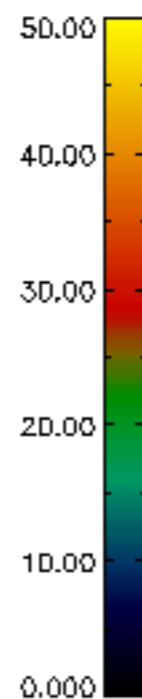
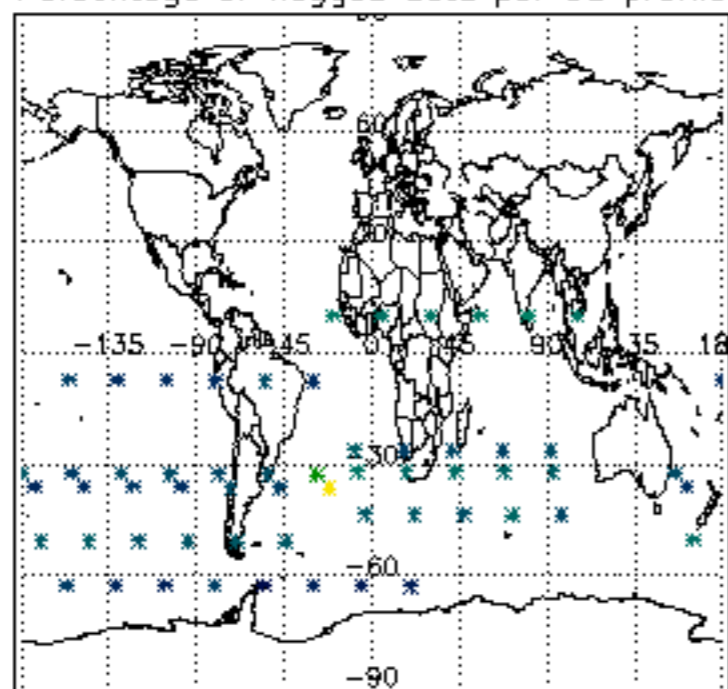




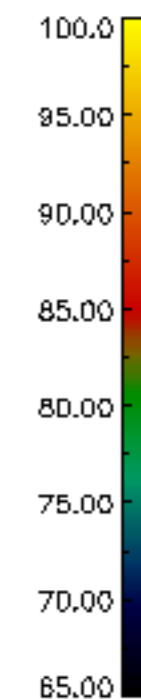
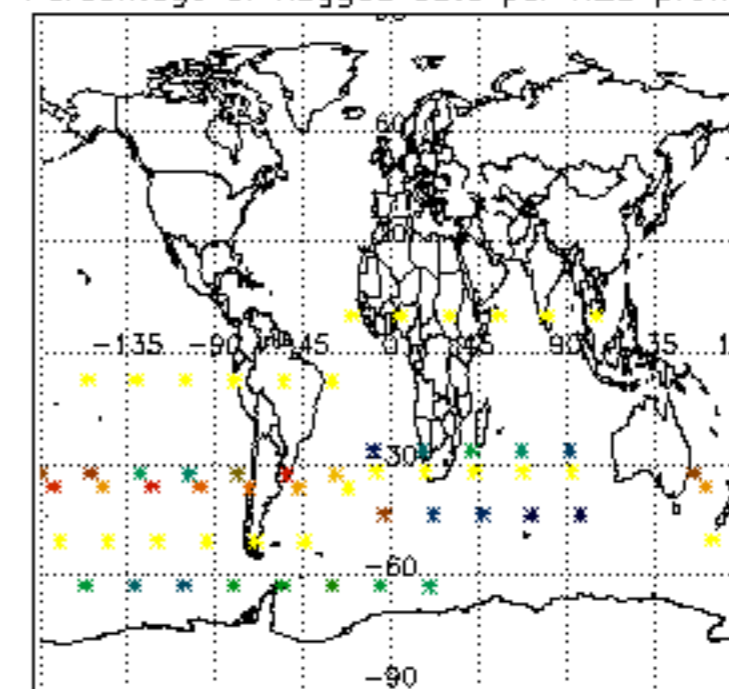




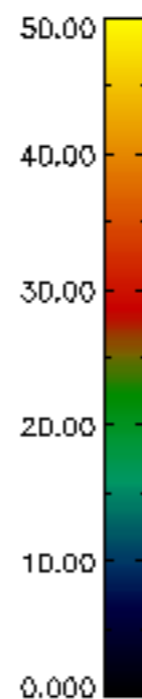
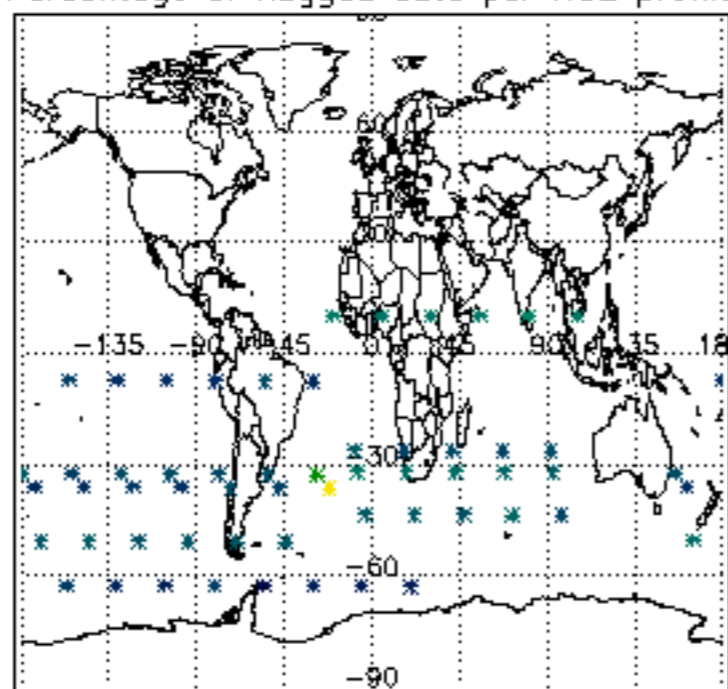
Percentage of flagged data per D3 profile



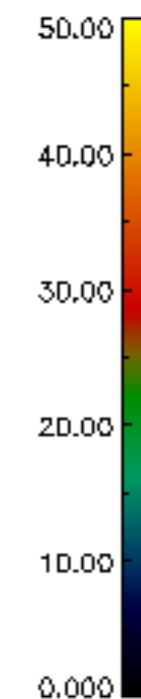
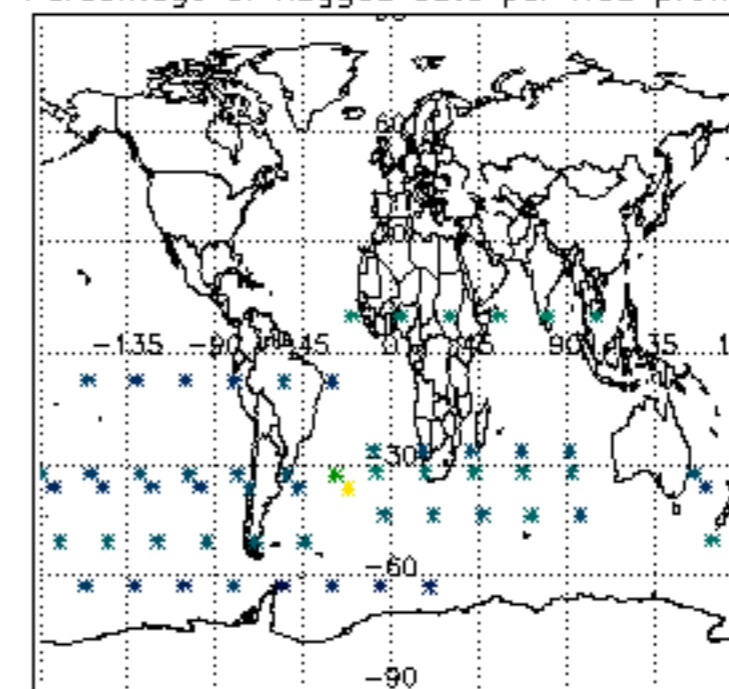
Percentage of flagged data per H2O profile

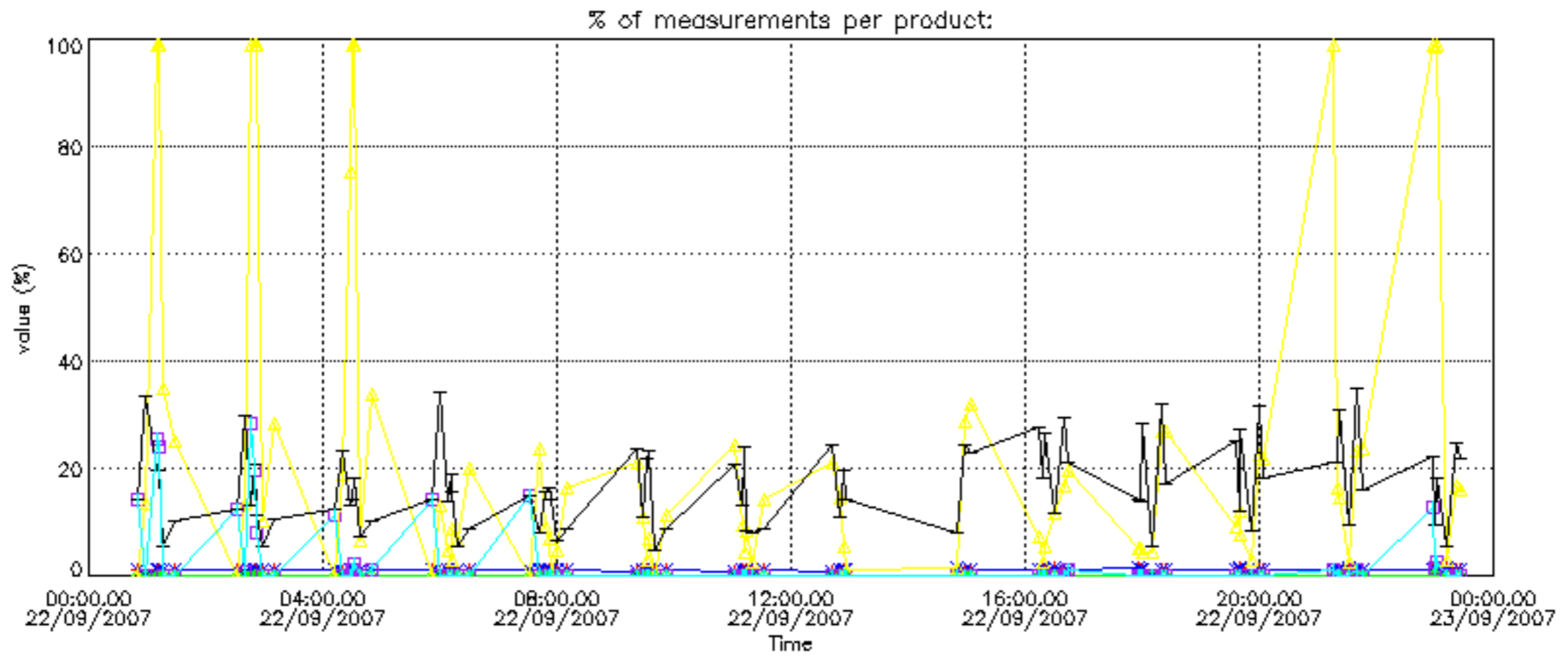


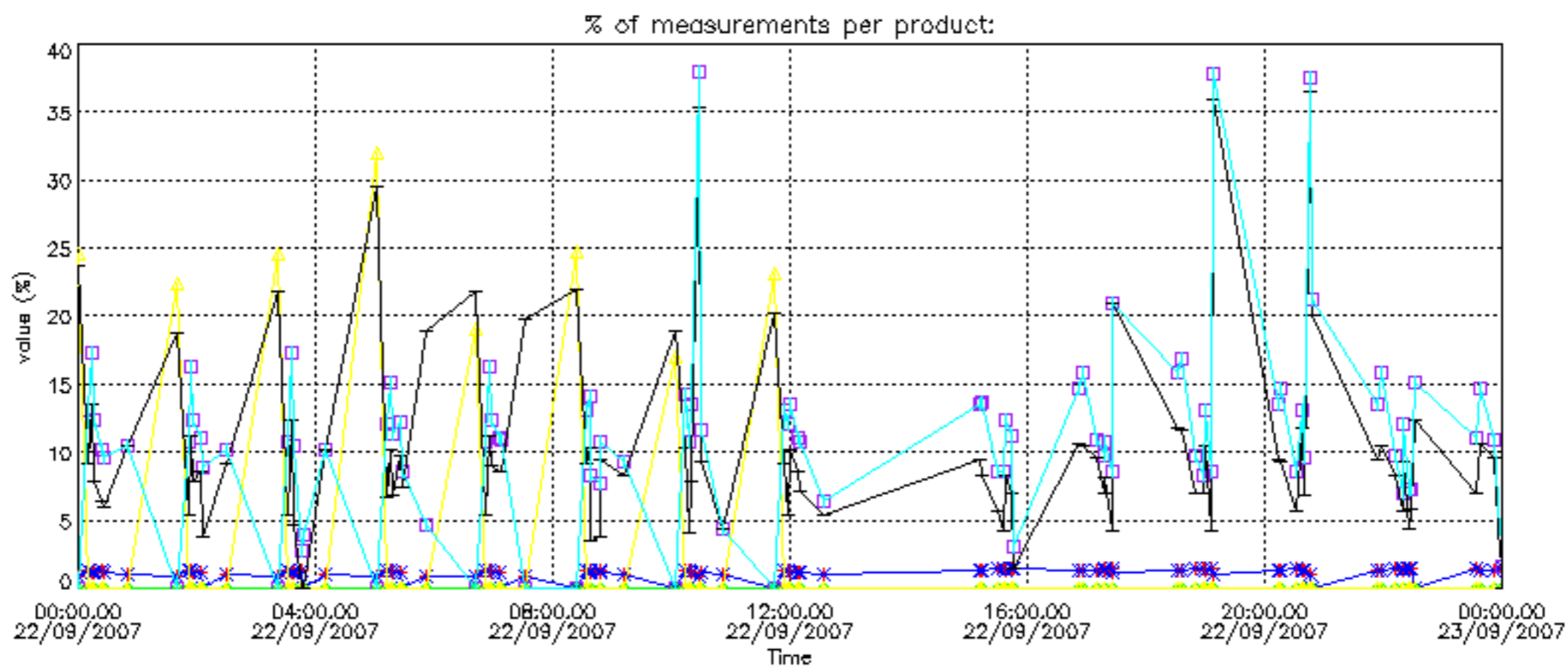
Percentage of flagged data per NO2 profile



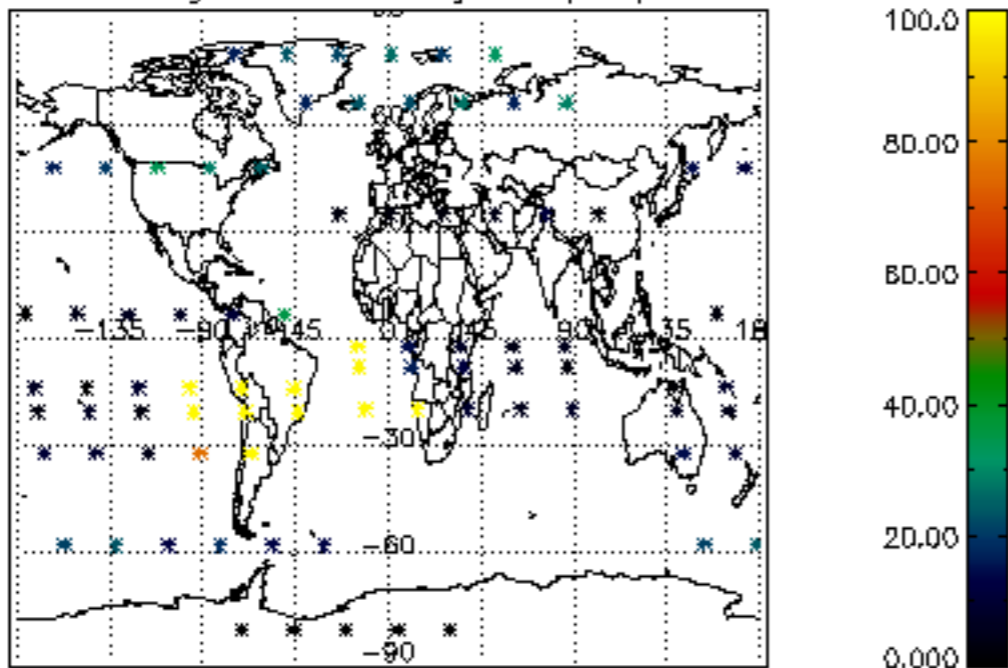
Percentage of flagged data per NO3 profile



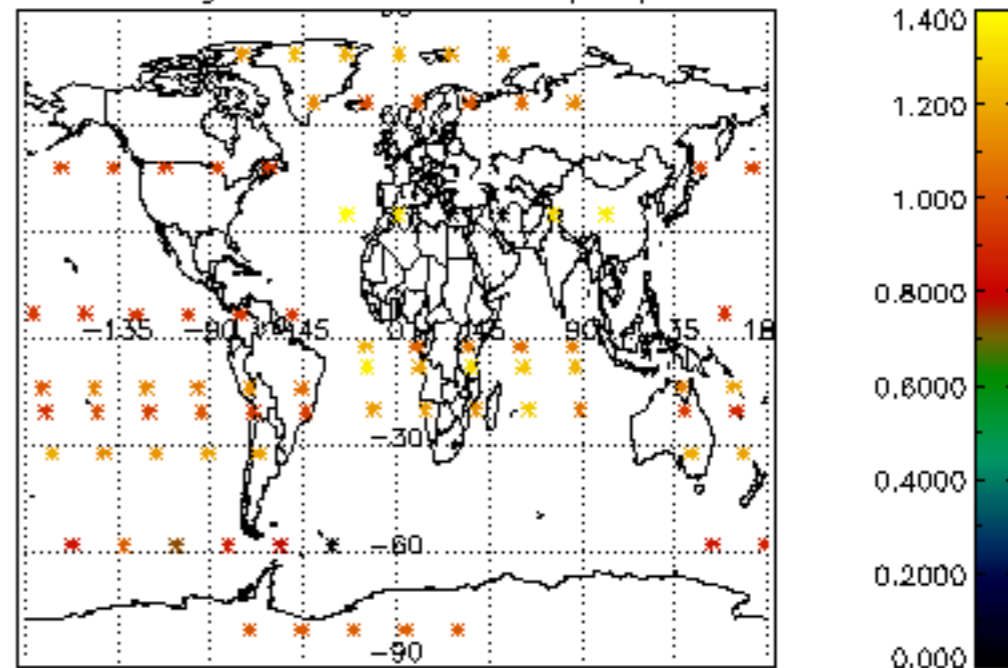




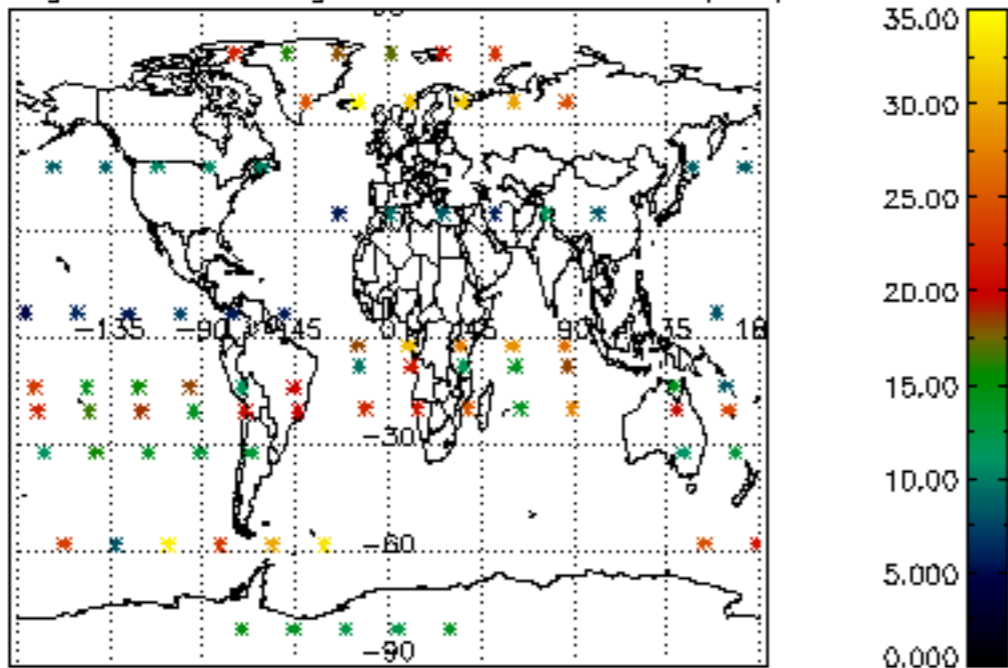
Percentage of cosmic ray hits per profile



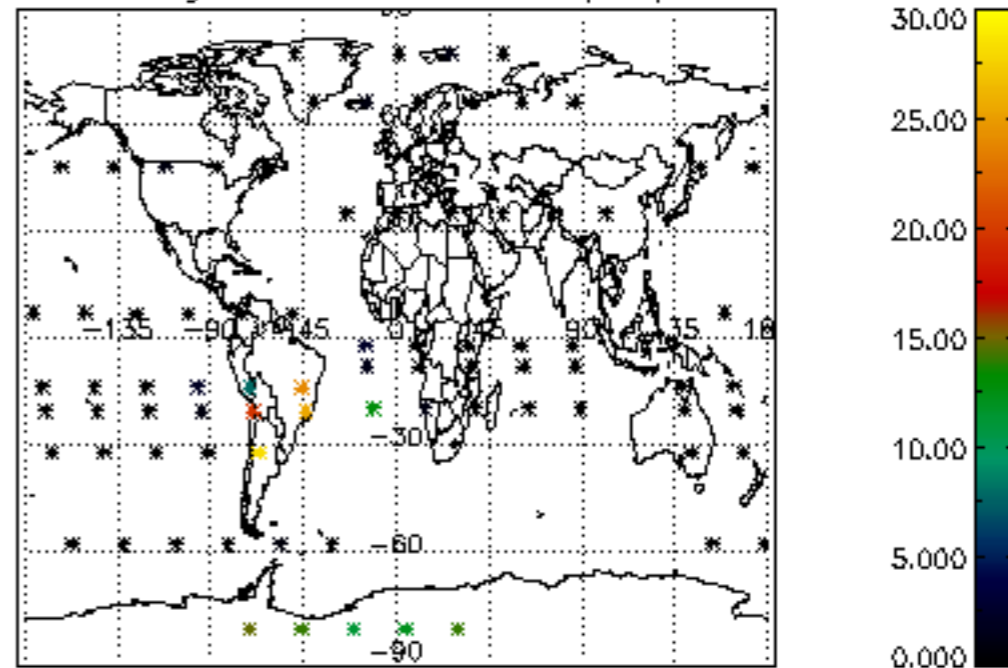
Percentage of datation errors per profile



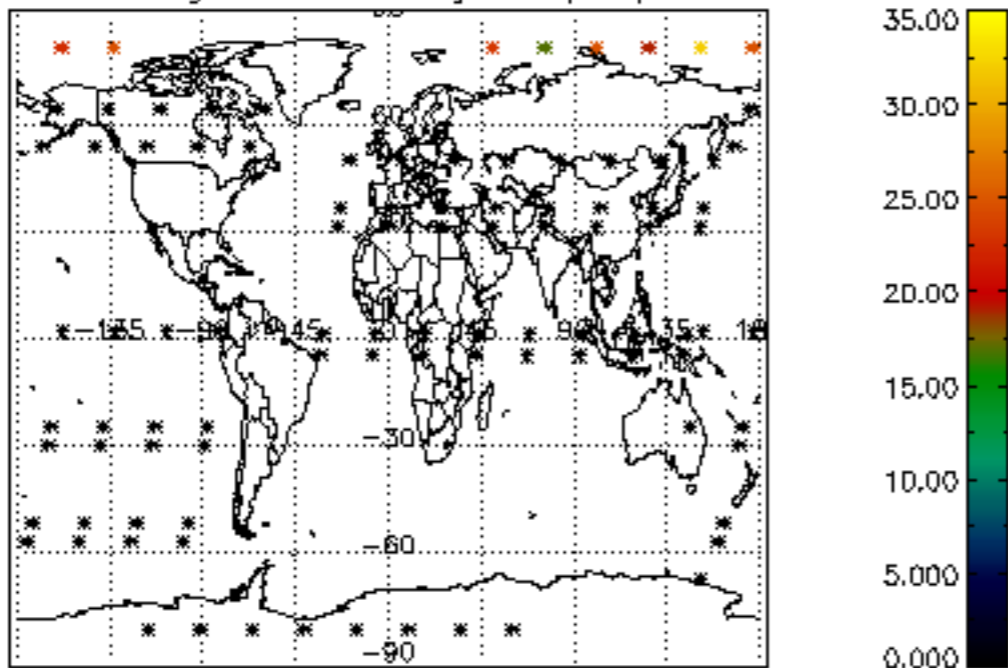
Percentage of star falling outside central band per profile



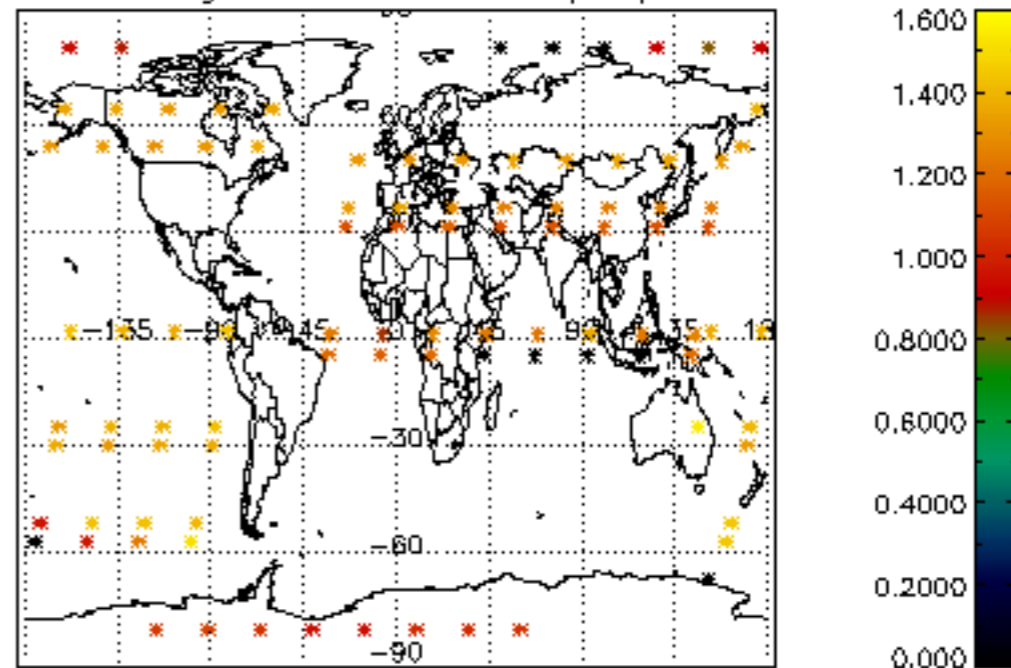
Percentage of saturation errors per profile



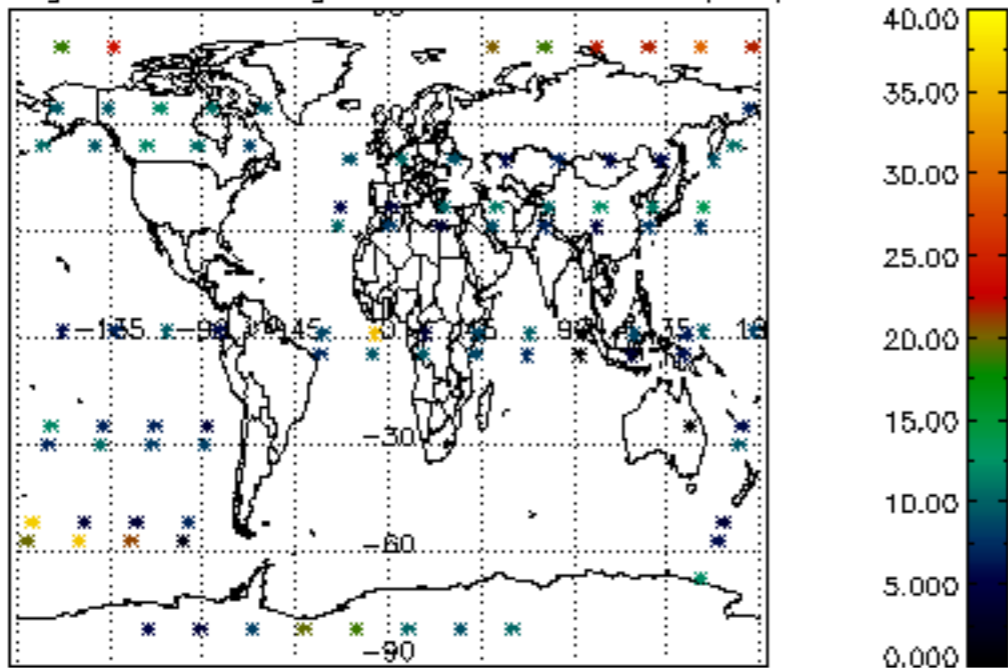
Percentage of cosmic ray hits per profile



Percentage of datation errors per profile



Percentage of star falling outside central band per profile



Percentage of saturation errors per profile

