

GOMOS Level 2 Daily Report

SUMMARY

[1. General Info](#)

[2. Summary of processed GOM_NL_2P products](#)

[3. Level 2 Quality information per product](#)

[3.1 Plot of level 2 quality information per product \(time dependant\)](#)

[3.2 Plot of level 2 quality information per product \(world map\)](#)

[4. Level 1 Quality information per product \(stored on level 2 products\)](#)

[4.1 Plot of level 1 quality information per product \(time dependant\)](#)

[4.1.1 Plot of level 1 quality information per product \(time dependant\): ASCENDING](#)

[4.1.2 Plot of level 1 quality information per product \(time dependant\): DESCENDING](#)

[4.2 Plot of level 1 quality information per product \(world map\)](#)

[4.2.1 Plot of level 1 quality information per product \(world map\): ASCENDING](#)

[4.2.2 Plot of level 1 quality information per product \(world map\): DESCENDING](#)

[5. Ozone profiles based on quality statistics and other trace gas profiles](#)

[5.1 Ozone statistics based on quality of products](#)

[5.2 Plot ozone profiles for all STD \(dark without errors\)](#)

[5.3 Plot ozone profiles where STD < 20% \(dark without errors\)](#)

[5.4. Plot ozone profiles where STD < 10% \(dark without errors\)](#)

[5.5. Plot ozone profiles where STD < 5% \(dark without errors\)](#)

[5.6 Plot NO2 profiles for all STD \(dark without errors\)](#)

[5.7 Plot NO3 profiles for all STD \(dark without errors\)](#)

[5.8 Plot H2O profiles \(only for occultations of stars 1,2,3,4,13,14,16,26,63 dark without errors\) for all STD](#)

[6. Auxiliary Data Files used for the production reported in section 2](#)

This report presents the daily analysis on parameters extracted from GOMOS level 2 data (GOM_NL__2P). It is intended to monitor some important parameters that will impact the quality of these products. A list of level 2 products (and content) that have arrived during the reporting day to the PCF is also given.

Item	Value
Time of report generation	23APR2013 05:27:31
Data source version	GOMOS/6.01
Start time of products	19-09-2007 (19SEP2007 00:00:00)
Stop time of products	20-09-2007 (20SEP2007 00:00:00)
Store outputs in DB	Yes
Nb of level 2 prods	187
Nb of prods with errors	0

2. Summary of processed GOM_NL__2P products.

Nr	Filename	UTC Start time	Limb	Duration	Star Id	Star Name	Star Mag	Star Temp	Nb Meas	Orbit	Prod. error
1	GOM_NL__2PRFIN20070919_000453_000000392061_00417_29028_6689.N1	19-SEP-2007 00:04:53	Bright	38.500	90	54Alp Peg	2.4870	11000.	77	29028	No
2	GOM_NL__2PRFIN20070919_000842_000000372061_00417_29028_6690.N1	19-SEP-2007 00:08:42	Bright	37.000	93	53Bet Peg	2.5200	3100.0	74	29028	No
3	GOM_NL__2PRFIN20070919_001032_000000442061_00417_29028_6691.N1	19-SEP-2007 00:10:32	Bright	43.500	58	21Alp And	2.0730	11000.	87	29028	No
4	GOM_NL__2PRFIN20070919_001851_000000392061_00417_29028_6692.N1	19-SEP-2007 00:18:51	Bright	38.500	74	11Bet Cas	2.2680	6600.0	77	29028	No
5	GOM_NL__2PRFIN20070919_002034_000000412061_00417_29028_6693.N1	19-SEP-2007 00:20:34	Bright	41.000	76	27Gam Cas	2.3000	30000.	82	29028	No
6	GOM_NL__2PRFIN20070919_004326_000000452061_00417_29028_6694.N1	19-SEP-2007 00:43:26	Bright	44.500	24	66Alp Gem	1.5800	10200.	89	29028	No
7	GOM_NL__2PRFIN20070919_005223_000000622061_00417_29028_6695.N1	19-SEP-2007 00:52:23	Dark	61.500	8	10Alp CMi	0.40000	6500.0	123	29028	No
8	GOM_NL__2PRFIN20070919_010150_000000632061_00417_29028_6696.N1	19-SEP-2007 01:01:50	Dark	63.000	1	9Alp CMa	-1.4400	11000.	126	29028	No
9	GOM_NL__2PRFIN20070919_010354_000000502061_00417_29028_6697.N1	19-SEP-2007 01:03:54	Dark	49.500	23	21Eps CMa	1.5020	26000.	99	29028	No
10	GOM_NL__2PRFIN20070919_011008_000000522061_00418_29029_6694.N1	19-SEP-2007 01:10:08	Dark	52.000	108	Alp Col	2.6520	15200.	104	29029	No
11	GOM_NL__2PRFIN20070919_012159_000000562061_00418_29029_6695.N1	19-SEP-2007 01:21:59	Dark	55.500	157	The1Eri	2.9060	9300.0	111	29029	No
12	GOM_NL__2PRFIN20070919_012718_000000462061_00418_29029_6696.N1	19-SEP-2007 01:27:18	Straylight	46.000	84	Alp Phe	2.3970	4500.0	92	29029	No
13	GOM_NL__2PRFIN20070919_013448_000000522061_00418_29029_6697.N1	19-SEP-2007 01:34:48	Twilight_and_stray	51.500	52	16Bet Cet	2.0370	4500.0	103	29029	No
14	GOM_NL__2PRFIN20070919_014529_000000392061_00418_29029_6698.N1	19-SEP-2007 01:45:29	Bright	39.000	90	54Alp Peg	2.4870	11000.	78	29029	No
15	GOM_NL__2PRFIN20070919_014918_000000392061_00418_29029_6699.N1	19-SEP-2007 01:49:18	Bright	39.000	93	53Bet Peg	2.5200	3100.0	78	29029	No
16	GOM_NL__2PRFIN20070919_015107_000000472061_00418_29029_6700.N1	19-SEP-2007 01:51:07	Bright	47.000	58	21Alp And	2.0730	11000.	94	29029	No
17	GOM_NL__2PRFIN20070919_015926_000000412061_00418_29029_6701.N1	19-SEP-2007 01:59:26	Bright	40.500	74	11Bet Cas	2.2680	6600.0	81	29029	No
18	GOM_NL__2PRFIN20070919_020110_000000422061_00418_29029_6702.N1	19-SEP-2007 02:01:10	Bright	42.000	76	27Gam Cas	2.3000	30000.	84	29029	No
19	GOM_NL__2PRFIN20070919_022402_000000472061_00418_29029_6703.N1	19-SEP-2007 02:24:02	Bright	47.000	24	66Alp Gem	1.5800	10200.	94	29029	No
20	GOM_NL__2PRFIN20070919_023259_000000582061_00418_29029_6704.N1	19-SEP-2007 02:32:59	Dark	58.000	8	10Alp CMi	0.40000	6500.0	116	29029	No
21	GOM_NL__2PRFIN20070919_024228_000000612061_00418_29029_6705.N1	19-SEP-2007 02:42:28	Dark	60.500	1	9Alp CMa	-1.4400	11000.	121	29029	No
22	GOM_NL__2PRFIN20070919_024431_000000502061_00418_29029_6706.N1	19-SEP-2007 02:44:31	Dark	50.000	23	21Eps CMa	1.5020	26000.	100	29029	No
23	GOM_NL__2PRFIN20070919_025045_000000542061_00419_29030_6702.N1	19-SEP-2007 02:50:45	Dark	54.000	108	Alp Col	2.6520	15200.	108	29030	No
24	GOM_NL__2PRFIN20070919_030236_000000552061_00419_29030_6703.N1	19-SEP-2007 03:02:36	Dark	54.500	157	The1Eri	2.9060	9300.0	109	29030	No
25	GOM_NL__2PRFIN20070919_030754_000000462061_00419_29030_6704.N1	19-SEP-2007 03:07:54	Straylight	46.000	84	Alp Phe	2.3970	4500.0	92	29030	No
26	GOM_NL__2PRFIN20070919_031524_000000562061_00419_29030_6705.N1	19-SEP-2007 03:15:24	Twilight_and_stray	56.000	52	16Bet Cet	2.0370	4500.0	112	29030	No
27	GOM_NL__2PRFIN20070919_032605_000000392061_00419_29030_6706.N1	19-SEP-2007 03:26:05	Bright	38.500	90	54Alp Peg	2.4870	11000.	77	29030	No
28	GOM_NL__2PRFIN20070919_032954_000000392061_00419_29030_6707.N1	19-SEP-2007 03:29:54	Bright	39.000	93	53Bet Peg	2.5200	3100.0	78	29030	No
29	GOM_NL__2PRFIN20070919_033143_000000472061_00419_29030_6708.N1	19-SEP-2007 03:31:43	Bright	46.500	58	21Alp And	2.0730	11000.	93	29030	No
30	GOM_NL__2PRFIN20070919_034002_000000412061_00419_29030_6709.N1	19-SEP-2007 03:40:02	Bright	40.500	74	11Bet Cas	2.2680	6600.0	81	29030	No
31	GOM_NL__2PRFIN20070919_034145_000000372061_00419_29030_6710.N1	19-SEP-2007 03:41:45	Bright	37.000	76	27Gam Cas	2.3000	30000.	74	29030	No
32	GOM_NL__2PRFIN20070919_040438_000000462061_00419_29030_6711.N1	19-SEP-2007 04:04:38	Bright	45.500	24	66Alp Gem	1.5800	10200.	91	29030	No
33	GOM_NL__2PRFIN20070919_041336_000000602061_00419_29030_6712.N1	19-SEP-2007 04:13:36	Dark	59.500	8	10Alp CMi	0.40000	6500.0	119	29030	No
34	GOM_NL__2PRFIN20070919_042305_000000662061_00419_29030_6713.N1	19-SEP-2007 04:23:05	Dark	66.000	1	9Alp CMa	-1.4400	11000.	132	29030	No
35	GOM_NL__2PRFIN20070919_042508_000000472061_00419_29030_6714.N1	19-SEP-2007 04:25:08	Dark	47.000	23	21Eps CMa	1.5020	26000.	94	29030	No
36	GOM_NL__2PRFIN20070919_043122_000000542061_00420_29031_6710.N1	19-SEP-2007 04:31:22	Dark	53.500	108	Alp Col	2.6520	15200.	107	29031	No
37	GOM_NL__2PRFIN20070919_044313_000000542061_00420_29031_6711.N1	19-SEP-2007 04:43:13	Dark	54.000	157	The1Eri	2.9060	9300.0	108	29031	No
38	GOM_NL__2PRFIN20070919_044830_000000422061_00420_29031_6712.N1	19-SEP-2007 04:48:30	Straylight	42.000	84	Alp Phe	2.3970	4500.0	84	29031	No
39	GOM_NL__2PRFIN20070919_045600_000000582061_00420_29031_6713.N1	19-SEP-2007 04:56:00	Twilight_and_stray	57.500	52	16Bet Cet	2.0370	4500.0	115	29031	No
40	GOM_NL__2PRFIN20070919_050641_000000382061_00420_29031_6714.N1	19-SEP-2007 05:06:41	Bright	38.000	90	54Alp Peg	2.4870	11000.	76	29031	No
41	GOM_NL__2PRFIN20070919_051030_000000392061_00420_29031_6715.N1	19-SEP-2007 05:10:30	Bright	39.000	93	53Bet Peg	2.5200	3100.0	78	29031	No
42	GOM_NL__2PRFIN20070919_051218_000000462061_00420_29031_6716.N1	19-SEP-2007 05:12:18	Bright	45.500	58	21Alp And	2.0730	11000.	91	29031	No

43	GOM_NL__2PRFIN20070919_052037_000000392061_00420_29031_6717.N1	19-SEP-2007 05:20:37	Bright	39.000	74	11Bet Cas	2.2680	6600.0	78	29031	No
44	GOM_NL__2PRFIN20070919_052220_000000422061_00420_29031_6718.N1	19-SEP-2007 05:22:20	Bright	41.500	76	27Gam Cas	2.3000	30000.	83	29031	No
45	GOM_NL__2PRFIN20070919_054514_000000452061_00420_29031_6719.N1	19-SEP-2007 05:45:14	Bright	44.500	24	66Alp Gem	1.5800	10200.	89	29031	No
46	GOM_NL__2PRFIN20070919_055412_000000552061_00420_29031_6720.N1	19-SEP-2007 05:54:12	Dark	55.000	8	10Alp CMi	0.40000	6500.0	110	29031	No
47	GOM_NL__2PRFIN20070919_060342_000000662061_00420_29031_6721.N1	19-SEP-2007 06:03:42	Dark	65.500	1	9Alp CMa	-1.4400	11000.	131	29031	No
48	GOM_NL__2PRFIN20070919_060545_000000512061_00420_29031_6722.N1	19-SEP-2007 06:05:45	Dark	50.500	23	21Eps CMa	1.5020	26000.	101	29031	No
49	GOM_NL__2PRFIN20070919_061159_000000552061_00421_29032_6733.N1	19-SEP-2007 06:11:59	Dark	55.000	108	Alp Col	2.6520	15200.	110	29032	No
50	GOM_NL__2PRFIN20070919_062350_000000542061_00421_29032_6734.N1	19-SEP-2007 06:23:50	Dark	54.000	157	The1Eri	2.9060	9300.0	108	29032	No
51	GOM_NL__2PRFIN20070919_062906_000000472061_00421_29032_6735.N1	19-SEP-2007 06:29:06	Straylight	46.500	84	Alp Phe	2.3970	4500.0	93	29032	No
52	GOM_NL__2PRFIN20070919_063636_000000592061_00421_29032_6736.N1	19-SEP-2007 06:36:36	Twi_and_stray	58.500	52	16Bet Cet	2.0370	4500.0	117	29032	No
53	GOM_NL__2PRFIN20070919_064716_000000392061_00421_29032_6737.N1	19-SEP-2007 06:47:16	Bright	38.500	90	54Alp Peg	2.4870	11000.	77	29032	No
54	GOM_NL__2PRFIN20070919_065105_000000402061_00421_29032_6738.N1	19-SEP-2007 06:51:05	Bright	39.500	93	53Bet Peg	2.5200	3100.0	79	29032	No
55	GOM_NL__2PRFIN20070919_065254_000000452061_00421_29032_6739.N1	19-SEP-2007 06:52:54	Bright	44.500	58	21Alp And	2.0730	11000.	89	29032	No
56	GOM_NL__2PRFIN20070919_070113_000000412061_00421_29032_6740.N1	19-SEP-2007 07:01:13	Bright	40.500	74	11Bet Cas	2.2680	6600.0	81	29032	No
57	GOM_NL__2PRFIN20070919_070256_000000402061_00421_29032_6741.N1	19-SEP-2007 07:02:56	Bright	40.000	76	27Gam Cas	2.3000	30000.	80	29032	No
58	GOM_NL__2PRFIN20070919_072550_000000542061_00421_29032_6742.N1	19-SEP-2007 07:25:50	Bright	53.500	24	66Alp Gem	1.5800	10200.	107	29032	No
59	GOM_NL__2PRFIN20070919_073449_000000632061_00421_29032_6743.N1	19-SEP-2007 07:34:49	Dark	62.500	8	10Alp CMi	0.40000	6500.0	125	29032	No
60	GOM_NL__2PRFIN20070919_074419_000000612061_00421_29032_6744.N1	19-SEP-2007 07:44:19	Dark	60.500	1	9Alp CMa	-1.4400	11000.	121	29032	No
61	GOM_NL__2PRFIN20070919_074622_000000482061_00421_29032_6745.N1	19-SEP-2007 07:46:22	Dark	48.000	23	21Eps CMa	1.5020	26000.	96	29032	No
62	GOM_NL__2PRFIN20070919_075237_000000532061_00422_29033_6756.N1	19-SEP-2007 07:52:37	Dark	52.500	108	Alp Col	2.6520	15200.	105	29033	No
63	GOM_NL__2PRFIN20070919_080427_000000532061_00422_29033_6757.N1	19-SEP-2007 08:04:27	Dark	53.000	157	The1Eri	2.9060	9300.0	106	29033	No
64	GOM_NL__2PRFIN20070919_080943_000000432061_00422_29033_6758.N1	19-SEP-2007 08:09:43	Straylight	42.500	84	Alp Phe	2.3970	4500.0	85	29033	No
65	GOM_NL__2PRFIN20070919_081712_000000622061_00422_29033_6759.N1	19-SEP-2007 08:17:12	Twi_and_stray	62.000	52	16Bet Cet	2.0370	4500.0	124	29033	No
66	GOM_NL__2PRFIN20070919_082752_000000392061_00422_29033_6760.N1	19-SEP-2007 08:27:52	Bright	39.000	90	54Alp Peg	2.4870	11000.	78	29033	No
67	GOM_NL__2PRFIN20070919_083141_000000422061_00422_29033_6761.N1	19-SEP-2007 08:31:41	Bright	41.500	93	53Bet Peg	2.5200	3100.0	83	29033	No
68	GOM_NL__2PRFIN20070919_083329_000000472061_00422_29033_6762.N1	19-SEP-2007 08:33:29	Bright	46.500	58	21Alp And	2.0730	11000.	93	29033	No
69	GOM_NL__2PRFIN20070919_084148_000000392061_00422_29033_6763.N1	19-SEP-2007 08:41:48	Bright	39.000	74	11Bet Cas	2.2680	6600.0	78	29033	No
70	GOM_NL__2PRFIN20070919_084331_000000422061_00422_29033_6764.N1	19-SEP-2007 08:43:31	Bright	42.000	76	27Gam Cas	2.3000	30000.	84	29033	No
71	GOM_NL__2PRFIN20070919_090626_000000652061_00422_29033_6765.N1	19-SEP-2007 09:06:26	Bright	65.000	24	66Alp Gem	1.5800	10200.	130	29033	No
72	GOM_NL__2PRFIN20070919_091525_000000562061_00422_29033_6766.N1	19-SEP-2007 09:15:25	Dark	56.000	8	10Alp CMi	0.40000	6500.0	112	29033	No
73	GOM_NL__2PRFIN20070919_092456_000000612061_00422_29033_6767.N1	19-SEP-2007 09:24:56	Dark	61.000	1	9Alp CMa	-1.4400	11000.	122	29033	No
74	GOM_NL__2PRFIN20070919_092658_000000472061_00422_29033_6768.N1	19-SEP-2007 09:26:58	Dark	47.000	23	21Eps CMa	1.5020	26000.	94	29033	No
75	GOM_NL__2PRFIN20070919_093314_000000532061_00423_29034_6764.N1	19-SEP-2007 09:33:14	Dark	52.500	108	Alp Col	2.6520	15200.	105	29034	No
76	GOM_NL__2PRFIN20070919_094504_000000542061_00423_29034_6765.N1	19-SEP-2007 09:45:04	Dark	54.000	157	The1Eri	2.9060	9300.0	108	29034	No
77	GOM_NL__2PRFIN20070919_095019_000000422061_00423_29034_6766.N1	19-SEP-2007 09:50:19	Straylight	42.000	84	Alp Phe	2.3970	4500.0	84	29034	No
78	GOM_NL__2PRFIN20070919_095748_000000632061_00423_29034_6767.N1	19-SEP-2007 09:57:48	Twi_and_stray	63.000	52	16Bet Cet	2.0370	4500.0	126	29034	No
79	GOM_NL__2PRFIN20070919_100828_000000372061_00423_29034_6768.N1	19-SEP-2007 10:08:28	Bright	36.500	90	54Alp Peg	2.4870	11000.	73	29034	No
80	GOM_NL__2PRFIN20070919_101217_000000402061_00423_29034_6769.N1	19-SEP-2007 10:12:17	Bright	39.500	93	53Bet Peg	2.5200	3100.0	79	29034	No
81	GOM_NL__2PRFIN20070919_101404_000000472061_00423_29034_6770.N1	19-SEP-2007 10:14:04	Bright	46.500	58	21Alp And	2.0730	11000.	93	29034	No
82	GOM_NL__2PRFIN20070919_102224_000000412061_00423_29034_6771.N1	19-SEP-2007 10:22:24	Bright	40.500	74	11Bet Cas	2.2680	6600.0	81	29034	No
83	GOM_NL__2PRFIN20070919_102406_000000412061_00423_29034_6772.N1	19-SEP-2007 10:24:06	Bright	40.500	76	27Gam Cas	2.3000	30000.	81	29034	No
84	GOM_NL__2PRFIN20070919_104702_000000462061_00423_29034_6773.N1	19-SEP-2007 10:47:02	Bright	46.000	24	66Alp Gem	1.5800	10200.	92	29034	No
85	GOM_NL__2PRFIN20070919_105602_000000532061_00423_29034_6774.N1	19-SEP-2007 10:56:02	Dark	53.000	8	10Alp CMi	0.40000	6500.0	106	29034	No
86	GOM_NL__2PRFIN20070919_110533_000000632061_00423_29034_6775.N1	19-SEP-2007 11:05:33	Dark	62.500	1	9Alp CMa	-1.4400	11000.	125	29034	No
87	GOM_NL__2PRFIN20070919_110735_000000532061_00423_29034_6776.N1	19-SEP-2007 11:07:35	Dark	52.500	23	21Eps CMa	1.5020	26000.	105	29034	No
88	GOM_NL__2PRFIN20070919_111351_000000532061_00424_29035_6781.N1	19-SEP-2007 11:13:51	Dark	53.000	108	Alp Col	2.6520	15200.	106	29035	No
89	GOM_NL__2PRFIN20070919_112541_000000552061_00424_29035_6782.N1	19-SEP-2007 11:25:41	Straylight	55.000	157	The1Eri	2.9060	9300.0	110	29035	No
90	GOM_NL__2PRFIN20070919_113055_000000432061_00424_29035_6783.N1	19-SEP-2007 11:30:55	Straylight	43.000	84	Alp Phe	2.3970	4500.0	86	29035	No
91	GOM_NL__2PRFIN20070919_113824_000000562061_00424_29035_6784.N1	19-SEP-2007 11:38:24	Twi_and_stray	56.000	52	16Bet Cet	2.0370	4500.0	112	29035	No
92	GOM_NL__2PRFIN20070919_114904_000000382061_00424_29035_6785.N1	19-SEP-2007 11:49:04	Bright	38.000	90	54Alp Peg	2.4870	11000.	76	29035	No
93	GOM_NL__2PRFIN20070919_115253_000000392061_00424_29035_6786.N1	19-SEP-2007 11:52:53	Bright	39.000	93	53Bet Peg	2.5200	3100.0	78	29035	No
94	GOM_NL__2PRFIN20070919_115439_000000462061_00424_29035_6787.N1	19-SEP-2007 11:54:39	Bright	46.000	58	21Alp And	2.0730	11000.	92	29035	No
95	GOM_NL__2PRFIN20070919_120259_000000412061_00424_29035_6788.N1	19-SEP-2007 12:02:59	Bright	41.000	74	11Bet Cas	2.2680	6600.0	82	29035	No
96	GOM_NL__2PRFIN20070919_120442_000000422061_00424_29035_6789.N1	19-SEP-2007 12:04:42	Bright	41.500	76	27Gam Cas	2.3000	30000.	83	29035	No
97	GOM_NL__2PRFIN20070919_122738_000000462061_00424_29035_6790.N1	19-SEP-2007 12:27:38	Bright	46.000	24	66Alp Gem	1.5800	10200.	92	29035	No
98	GOM_NL__2PRFIN20070919_123638_000000582061_00424_29035_6791.N1	19-SEP-2007 12:36:38	Dark	57.500	8	10Alp CMi	0.40000	6500.0	115	29035	No
99	GOM_NL__2PRFIN20070919_124610_000000672061_00424_29035_6792.N1	19-SEP-2007 12:46:10	Dark	66.500	1	9Alp CMa	-1.4400	11000.	133	29035	No
100	GOM_NL__2PRFIN20070919_124812_000000532061_00424_29035_6793.N1	19-SEP-2007 12:48:12	Dark	53.000	23	21Eps CMa	1.5020	26000.	106	29035	No
101	GOM_NL__2PRFIN20070919_125428_000000542061_00425_29036_6792.N1	19-SEP-2007 12:54:28	Dark	53.500	108	Alp Col	2.6520	15200.	107	29036	No

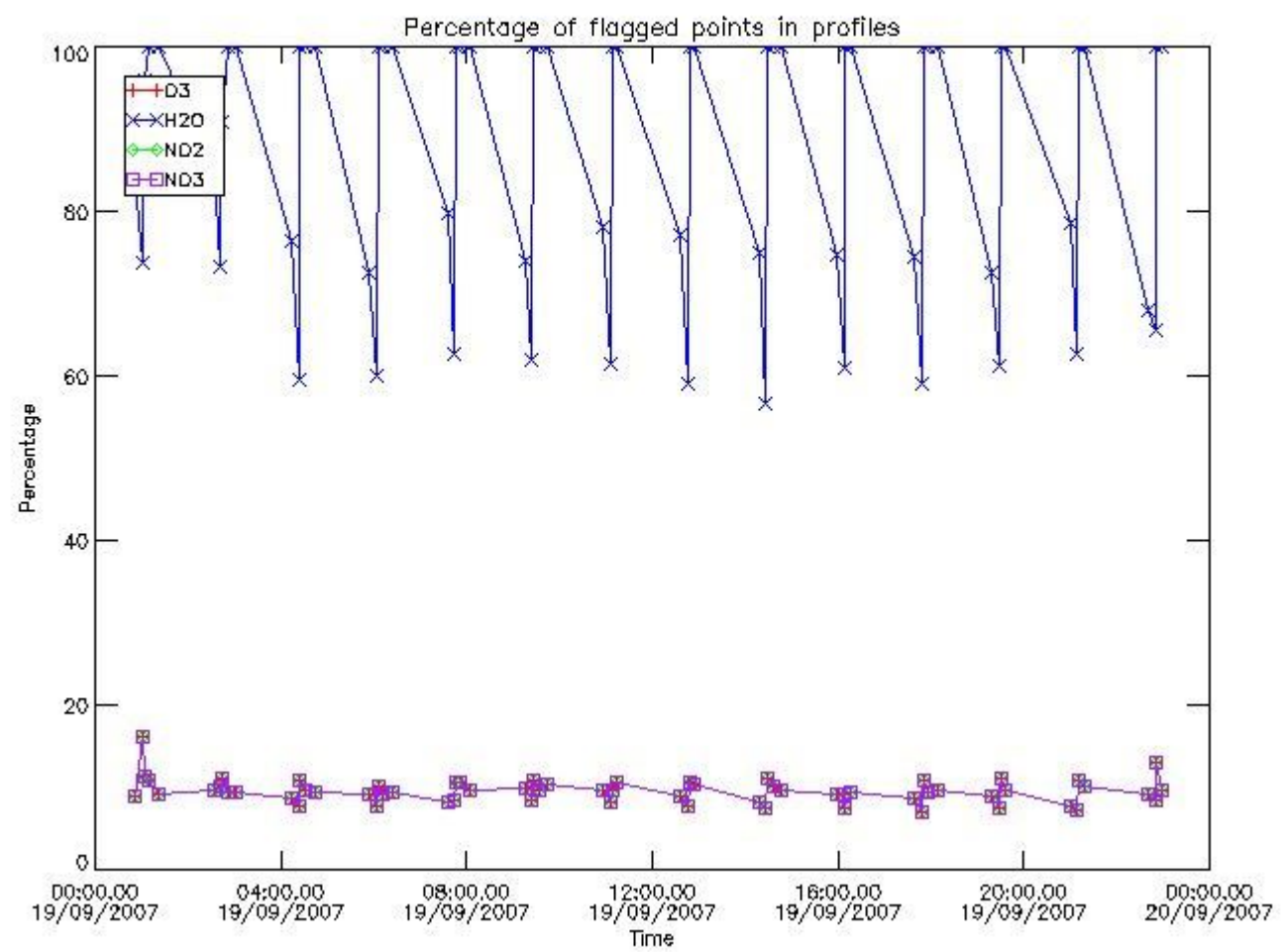
102	GOM_NL__2PRFIN20070919_130618_000000542061_00425_29036_6793.N1	19-SEP-2007 13:06:18	Straylight	54.000	157	The1Eri	2.9060	9300.0	108	29036	No
103	GOM_NL__2PRFIN20070919_131132_000000432061_00425_29036_6794.N1	19-SEP-2007 13:11:32	Straylight	43.000	84	Alp Phe	2.3970	4500.0	86	29036	No
104	GOM_NL__2PRFIN20070919_131900_000000542061_00425_29036_6795.N1	19-SEP-2007 13:19:00	Tw_i_and_stray	54.000	52	16Bet Cet	2.0370	4500.0	108	29036	No
105	GOM_NL__2PRFIN20070919_132939_000000392061_00425_29036_6796.N1	19-SEP-2007 13:29:39	Bright	39.000	90	54Alp Peg	2.4870	11000.	78	29036	No
106	GOM_NL__2PRFIN20070919_133328_000000402061_00425_29036_6797.N1	19-SEP-2007 13:33:28	Bright	39.500	93	53Bet Peg	2.5200	3100.0	79	29036	No
107	GOM_NL__2PRFIN20070919_133515_000000452061_00425_29036_6798.N1	19-SEP-2007 13:35:15	Bright	44.500	58	21Alp And	2.0730	11000.	89	29036	No
108	GOM_NL__2PRFIN20070919_134335_000000412061_00425_29036_6799.N1	19-SEP-2007 13:43:35	Bright	41.000	74	11Bet Cas	2.2680	6600.0	82	29036	No
109	GOM_NL__2PRFIN20070919_134517_000000422061_00425_29036_6800.N1	19-SEP-2007 13:45:17	Bright	42.000	76	27Gam Cas	2.3000	30000.	84	29036	No
110	GOM_NL__2PRFIN20070919_140814_000000462061_00425_29036_6801.N1	19-SEP-2007 14:08:14	Bright	46.000	24	66Alp Gem	1.5800	10200.	92	29036	No
111	GOM_NL__2PRFIN20070919_141715_000000622061_00425_29036_6802.N1	19-SEP-2007 14:17:15	Dark	62.000	8	10Alp CMi	0.40000	6500.0	124	29036	No
112	GOM_NL__2PRFIN20070919_142647_000000692061_00425_29036_6803.N1	19-SEP-2007 14:26:47	Dark	68.500	1	9Alp CMa	-1.4400	11000.	137	29036	No
113	GOM_NL__2PRFIN20070919_142849_000000462061_00425_29036_6804.N1	19-SEP-2007 14:28:49	Dark	46.000	23	21Eps CMa	1.5020	26000.	92	29036	No
114	GOM_NL__2PRFIN20070919_143506_000000512061_00426_29037_6805.N1	19-SEP-2007 14:35:06	Dark	50.500	108	Alp Col	2.6520	15200.	101	29037	No
115	GOM_NL__2PRFIN20070919_144654_000000532061_00426_29037_6806.N1	19-SEP-2007 14:46:54	Dark	53.000	157	The1Eri	2.9060	9300.0	106	29037	No
116	GOM_NL__2PRFIN20070919_145208_000000452061_00426_29037_6807.N1	19-SEP-2007 14:52:08	Straylight	45.000	84	Alp Phe	2.3970	4500.0	90	29037	No
117	GOM_NL__2PRFIN20070919_145936_000000582061_00426_29037_6808.N1	19-SEP-2007 14:59:36	Tw_i_and_stray	57.500	52	16Bet Cet	2.0370	4500.0	115	29037	No
118	GOM_NL__2PRFIN20070919_151015_000000392061_00426_29037_6809.N1	19-SEP-2007 15:10:15	Bright	38.500	90	54Alp Peg	2.4870	11000.	77	29037	No
119	GOM_NL__2PRFIN20070919_151404_000000412061_00426_29037_6810.N1	19-SEP-2007 15:14:04	Bright	40.500	93	53Bet Peg	2.5200	3100.0	81	29037	No
120	GOM_NL__2PRFIN20070919_151550_000000452061_00426_29037_6811.N1	19-SEP-2007 15:15:50	Bright	45.000	58	21Alp And	2.0730	11000.	90	29037	No
121	GOM_NL__2PRFIN20070919_152410_000000402061_00426_29037_6812.N1	19-SEP-2007 15:24:10	Bright	40.000	74	11Bet Cas	2.2680	6600.0	80	29037	No
122	GOM_NL__2PRFIN20070919_152553_000000512061_00426_29037_6813.N1	19-SEP-2007 15:25:53	Bright	51.000	76	27Gam Cas	2.3000	30000.	102	29037	No
123	GOM_NL__2PRFIN20070919_154850_000000462061_00426_29037_6814.N1	19-SEP-2007 15:48:50	Bright	46.000	24	66Alp Gem	1.5800	10200.	92	29037	No
124	GOM_NL__2PRFIN20070919_155751_000000562061_00426_29037_6815.N1	19-SEP-2007 15:57:51	Dark	56.000	8	10Alp CMi	0.40000	6500.0	112	29037	No
125	GOM_NL__2PRFIN20070919_160724_000000692061_00426_29037_6816.N1	19-SEP-2007 16:07:24	Dark	68.500	1	9Alp CMa	-1.4400	11000.	137	29037	No
126	GOM_NL__2PRFIN20070919_160926_000000562061_00426_29037_6817.N1	19-SEP-2007 16:09:26	Dark	55.500	23	21Eps CMa	1.5020	26000.	111	29037	No
127	GOM_NL__2PRFIN20070919_161543_000000552061_00427_29038_6840.N1	19-SEP-2007 16:15:43	Dark	54.500	108	Alp Col	2.6520	15200.	109	29038	No
128	GOM_NL__2PRFIN20070919_162731_000000542061_00427_29038_6841.N1	19-SEP-2007 16:27:31	Straylight	53.500	157	The1Eri	2.9060	9300.0	107	29038	No
129	GOM_NL__2PRFIN20070919_163244_000000512061_00427_29038_6842.N1	19-SEP-2007 16:32:44	Straylight	50.500	84	Alp Phe	2.3970	4500.0	101	29038	No
130	GOM_NL__2PRFIN20070919_164012_000000582061_00427_29038_6843.N1	19-SEP-2007 16:40:12	Tw_i_and_stray	57.500	52	16Bet Cet	2.0370	4500.0	115	29038	No
131	GOM_NL__2PRFIN20070919_165051_000000392061_00427_29038_6844.N1	19-SEP-2007 16:50:51	Bright	38.500	90	54Alp Peg	2.4870	11000.	77	29038	No
132	GOM_NL__2PRFIN20070919_165440_000000392061_00427_29038_6845.N1	19-SEP-2007 16:54:40	Bright	39.000	93	53Bet Peg	2.5200	3100.0	78	29038	No
133	GOM_NL__2PRFIN20070919_165625_000000462061_00427_29038_6846.N1	19-SEP-2007 16:56:25	Bright	45.500	58	21Alp And	2.0730	11000.	91	29038	No
134	GOM_NL__2PRFIN20070919_170446_000000402061_00427_29038_6847.N1	19-SEP-2007 17:04:46	Bright	40.000	74	11Bet Cas	2.2680	6600.0	80	29038	No
135	GOM_NL__2PRFIN20070919_170628_000000422061_00427_29038_6848.N1	19-SEP-2007 17:06:28	Bright	41.500	76	27Gam Cas	2.3000	30000.	83	29038	No
136	GOM_NL__2PRFIN20070919_172927_000000652061_00427_29038_6849.N1	19-SEP-2007 17:29:27	Bright	65.000	24	66Alp Gem	1.5800	10200.	130	29038	No
137	GOM_NL__2PRFIN20070919_173828_000000592061_00427_29038_6850.N1	19-SEP-2007 17:38:28	Dark	59.000	8	10Alp CMi	0.40000	6500.0	118	29038	No
138	GOM_NL__2PRFIN20070919_174802_000000742061_00427_29038_6851.N1	19-SEP-2007 17:48:02	Dark	73.500	1	9Alp CMa	-1.4400	11000.	147	29038	No
139	GOM_NL__2PRFIN20070919_175003_000000522061_00427_29038_6852.N1	19-SEP-2007 17:50:03	Dark	52.000	23	21Eps CMa	1.5020	26000.	104	29038	No
140	GOM_NL__2PRFIN20070919_175620_000000552061_00428_29039_6852.N1	19-SEP-2007 17:56:20	Dark	54.500	108	Alp Col	2.6520	15200.	109	29039	No
141	GOM_NL__2PRFIN20070919_180808_000000522061_00428_29039_6853.N1	19-SEP-2007 18:08:08	Dark	52.000	157	The1Eri	2.9060	9300.0	104	29039	No
142	GOM_NL__2PRFIN20070919_181321_000000462061_00428_29039_6854.N1	19-SEP-2007 18:13:21	Straylight	45.500	84	Alp Phe	2.3970	4500.0	91	29039	No
143	GOM_NL__2PRFIN20070919_182049_000000562061_00428_29039_6855.N1	19-SEP-2007 18:20:49	Tw_i_and_stray	55.500	52	16Bet Cet	2.0370	4500.0	111	29039	No
144	GOM_NL__2PRFIN20070919_183127_000000402061_00428_29039_6856.N1	19-SEP-2007 18:31:27	Bright	39.500	90	54Alp Peg	2.4870	11000.	79	29039	No
145	GOM_NL__2PRFIN20070919_183515_000000372061_00428_29039_6857.N1	19-SEP-2007 18:35:15	Bright	36.500	93	53Bet Peg	2.5200	3100.0	73	29039	No
146	GOM_NL__2PRFIN20070919_183701_000000442061_00428_29039_6858.N1	19-SEP-2007 18:37:01	Bright	44.000	58	21Alp And	2.0730	11000.	88	29039	No
147	GOM_NL__2PRFIN20070919_184521_000000402061_00428_29039_6859.N1	19-SEP-2007 18:45:21	Bright	39.500	74	11Bet Cas	2.2680	6600.0	79	29039	No
148	GOM_NL__2PRFIN20070919_184703_000000392061_00428_29039_6860.N1	19-SEP-2007 18:47:03	Bright	39.000	76	27Gam Cas	2.3000	30000.	78	29039	No
149	GOM_NL__2PRFIN20070919_191003_000000462061_00428_29039_6861.N1	19-SEP-2007 19:10:03	Bright	45.500	24	66Alp Gem	1.5800	10200.	91	29039	No
150	GOM_NL__2PRFIN20070919_191905_000000572061_00428_29039_6862.N1	19-SEP-2007 19:19:05	Dark	57.000	8	10Alp CMi	0.40000	6500.0	114	29039	No
151	GOM_NL__2PRFIN20070919_192839_000000682061_00428_29039_6863.N1	19-SEP-2007 19:28:39	Dark	67.500	1	9Alp CMa	-1.4400	11000.	135	29039	No
152	GOM_NL__2PRFIN20070919_193039_000000462061_00428_29039_6864.N1	19-SEP-2007 19:30:39	Dark	46.000	23	21Eps CMa	1.5020	26000.	92	29039	No
153	GOM_NL__2PRFIN20070919_193657_000000542061_00429_29040_6863.N1	19-SEP-2007 19:36:57	Dark	53.500	108	Alp Col	2.6520	15200.	107	29040	No
154	GOM_NL__2PRFIN20070919_194845_000000552061_00429_29040_6864.N1	19-SEP-2007 19:48:45	Straylight	55.000	157	The1Eri	2.9060	9300.0	110	29040	No
155	GOM_NL__2PRFIN20070919_195357_000000432061_00429_29040_6865.N1	19-SEP-2007 19:53:57	Straylight	43.000	84	Alp Phe	2.3970	4500.0	86	29040	No
156	GOM_NL__2PRFIN20070919_200125_000000552061_00429_29040_6866.N1	19-SEP-2007 20:01:25	Tw_i_and_stray	55.000	52	16Bet Cet	2.0370	4500.0	110	29040	No
157	GOM_NL__2PRFIN20070919_201203_000000392061_00429_29040_6867.N1	19-SEP-2007 20:12:03	Bright	38.500	90	54Alp Peg	2.4870	11000.	77	29040	No
158	GOM_NL__2PRFIN20070919_201551_000000382061_00429_29040_6868.N1	19-SEP-2007 20:15:51	Bright	38.000	93	53Bet Peg	2.5200	3100.0	76	29040	No
159	GOM_NL__2PRFIN20070919_201736_000000432061_00429_29040_6869.N1	19-SEP-2007 20:17:36	Bright	42.500	58	21Alp And	2.0730	11000.	85	29040	No
160	GOM_NL__2PRFIN20070919_202557_000000412061_00429_29040_6870.N1	19-SEP-2007 20:25:57	Bright	40.500	74	11Bet Cas	2.2680	6600.0	81	29040	No

161	GOM_NL__2PRFIN20070919_202739_000000432061_00429_29040_6871.N1	19-SEP-2007 20:27:39	Bright	43.000	76	27Gam Cas	2.3000	30000.	86	29040	No
162	GOM_NL__2PRFIN20070919_205039_000000452061_00429_29040_6872.N1	19-SEP-2007 20:50:39	Bright	45.000	24	66Alp Gem	1.5800	10200.	90	29040	No
163	GOM_NL__2PRFIN20070919_205941_000000662061_00429_29040_6873.N1	19-SEP-2007 20:59:41	Dark	66.000	8	10Alp CMi	0.40000	6500.0	132	29040	No
164	GOM_NL__2PRFIN20070919_210916_000000702061_00429_29040_6874.N1	19-SEP-2007 21:09:16	Dark	70.000	1	9Alp CMa	-1.4400	11000.	140	29040	No
165	GOM_NL__2PRFIN20070919_211116_000000472061_00429_29040_6875.N1	19-SEP-2007 21:11:16	Dark	46.500	23	21Eps CMa	1.5020	26000.	93	29040	No
166	GOM_NL__2PRFIN20070919_211735_000000512061_00430_29041_6879.N1	19-SEP-2007 21:17:35	Dark	50.500	108	Alp Col	2.6520	15200.	101	29041	No
167	GOM_NL__2PRFIN20070919_212922_000000542061_00430_29041_6880.N1	19-SEP-2007 21:29:22	Straylight	53.500	157	The1Eri	2.9060	9300.0	107	29041	No
168	GOM_NL__2PRFIN20070919_213433_000000462061_00430_29041_6881.N1	19-SEP-2007 21:34:33	Straylight	46.000	84	Alp Phe	2.3970	4500.0	92	29041	No
169	GOM_NL__2PRFIN20070919_214201_000000542061_00430_29041_6882.N1	19-SEP-2007 21:42:01	Twilight_and_stray	54.000	52	16Bet Cet	2.0370	4500.0	108	29041	No
170	GOM_NL__2PRFIN20070919_215239_000000372061_00430_29041_6883.N1	19-SEP-2007 21:52:39	Bright	37.000	90	54Alp Peg	2.4870	11000.	74	29041	No
171	GOM_NL__2PRFIN20070919_215627_000000422061_00430_29041_6884.N1	19-SEP-2007 21:56:27	Bright	41.500	93	53Bet Peg	2.5200	3100.0	83	29041	No
172	GOM_NL__2PRFIN20070919_215811_000000452061_00430_29041_6885.N1	19-SEP-2007 21:58:11	Bright	45.000	58	21Alp And	2.0730	11000.	90	29041	No
173	GOM_NL__2PRFIN20070919_220632_000000422061_00430_29041_6886.N1	19-SEP-2007 22:06:32	Bright	41.500	74	11Bet Cas	2.2680	6600.0	83	29041	No
174	GOM_NL__2PRFIN20070919_220814_000000412061_00430_29041_6887.N1	19-SEP-2007 22:08:14	Bright	41.000	76	27Gam Cas	2.3000	30000.	82	29041	No
175	GOM_NL__2PRFIN20070919_223115_000000652061_00430_29041_6888.N1	19-SEP-2007 22:31:15	Bright	65.000	24	66Alp Gem	1.5800	10200.	130	29041	No
176	GOM_NL__2PRFIN20070919_224017_000000552061_00430_29041_6889.N1	19-SEP-2007 22:40:17	Dark	54.500	8	10Alp CMi	0.40000	6500.0	109	29041	No
177	GOM_NL__2PRFIN20070919_224953_000000602061_00430_29041_6890.N1	19-SEP-2007 22:49:53	Dark	60.000	1	9Alp CMa	-1.4400	11000.	120	29041	No
178	GOM_NL__2PRFIN20070919_225153_000000472061_00430_29041_6891.N1	19-SEP-2007 22:51:53	Dark	46.500	23	21Eps CMa	1.5020	26000.	93	29041	No
179	GOM_NL__2PRFIN20070919_225812_000000532061_00431_29042_6890.N1	19-SEP-2007 22:58:12	Dark	52.500	108	Alp Col	2.6520	15200.	105	29042	No
180	GOM_NL__2PRFIN20070919_230959_000000542061_00431_29042_6891.N1	19-SEP-2007 23:09:59	Straylight	54.000	157	The1Eri	2.9060	9300.0	108	29042	No
181	GOM_NL__2PRFIN20070919_231509_000000442061_00431_29042_6892.N1	19-SEP-2007 23:15:09	Straylight	44.000	84	Alp Phe	2.3970	4500.0	88	29042	No
182	GOM_NL__2PRFIN20070919_232237_000000582061_00431_29042_6893.N1	19-SEP-2007 23:22:37	Twilight_and_stray	58.000	52	16Bet Cet	2.0370	4500.0	116	29042	No
183	GOM_NL__2PRFIN20070919_233314_000000372061_00431_29042_6894.N1	19-SEP-2007 23:33:14	Bright	36.500	90	54Alp Peg	2.4870	11000.	73	29042	No
184	GOM_NL__2PRFIN20070919_233703_000000392061_00431_29042_6895.N1	19-SEP-2007 23:37:03	Bright	39.000	93	53Bet Peg	2.5200	3100.0	78	29042	No
185	GOM_NL__2PRFIN20070919_233847_000000442061_00431_29042_6896.N1	19-SEP-2007 23:38:47	Bright	44.000	58	21Alp And	2.0730	11000.	88	29042	No
186	GOM_NL__2PRFIN20070919_234708_000000412061_00431_29042_6897.N1	19-SEP-2007 23:47:08	Bright	40.500	74	11Bet Cas	2.2680	6600.0	81	29042	No
187	GOM_NL__2PRFIN20070919_234849_000000412061_00431_29042_6898.N1	19-SEP-2007 23:48:49	Bright	41.000	76	27Gam Cas	2.3000	30000.	82	29042	No

3. Quality information per product

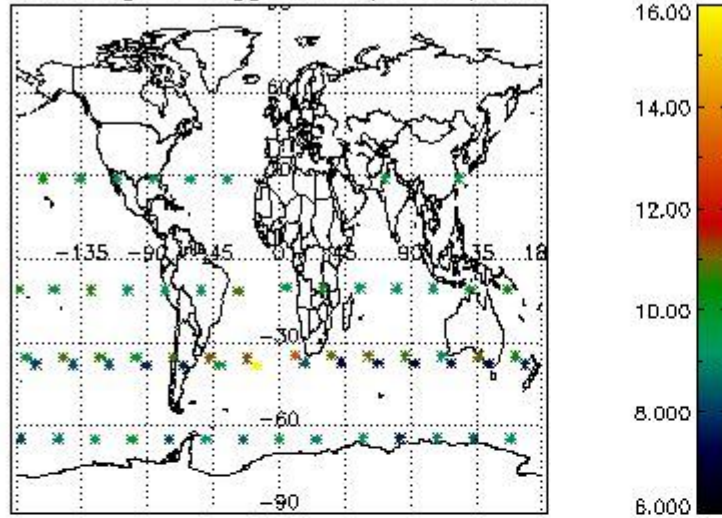
In this section it is plotted some information contained in the Quality Summary data set of the level 2 products. Only products in dark limb conditions and without errors (error flag in the MPH set to "0") are used.

3.1 Plot quality information per product (time dependant)

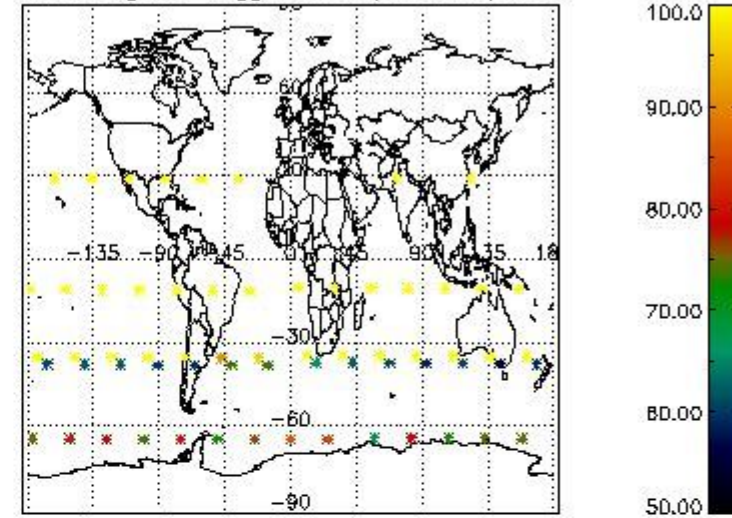


3.2 Plot quality information per product (world map)

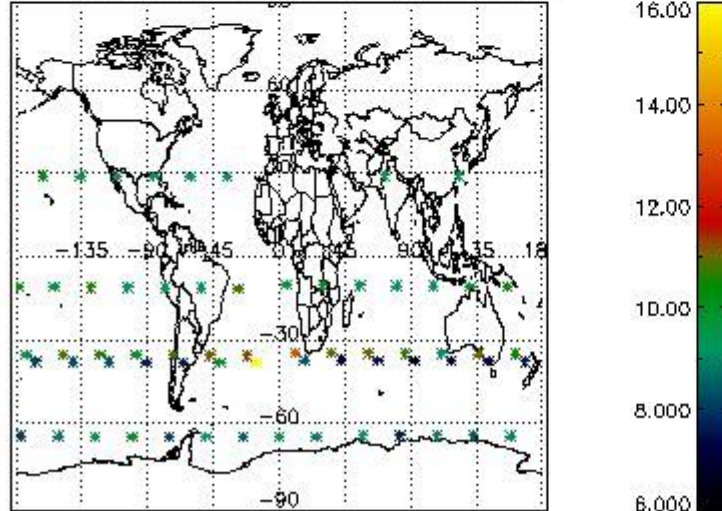
Percentage of flagged data per O3 profile



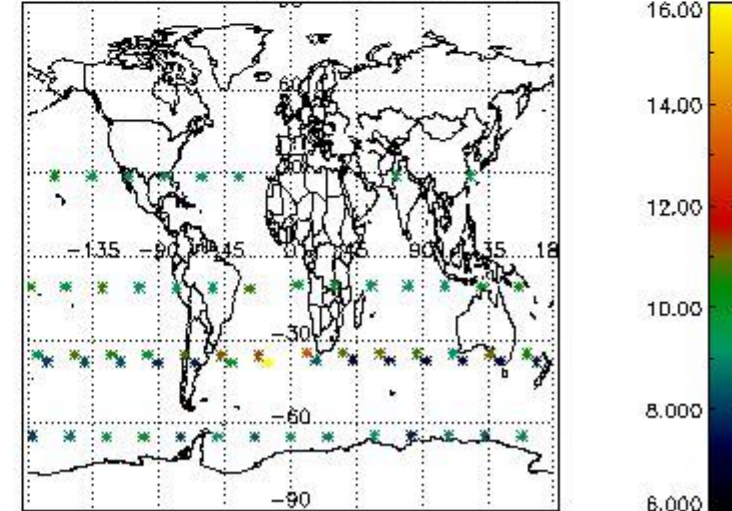
Percentage of flagged data per H2O profile



Percentage of flagged data per NO2 profile



Percentage of flagged data per NO3 profile

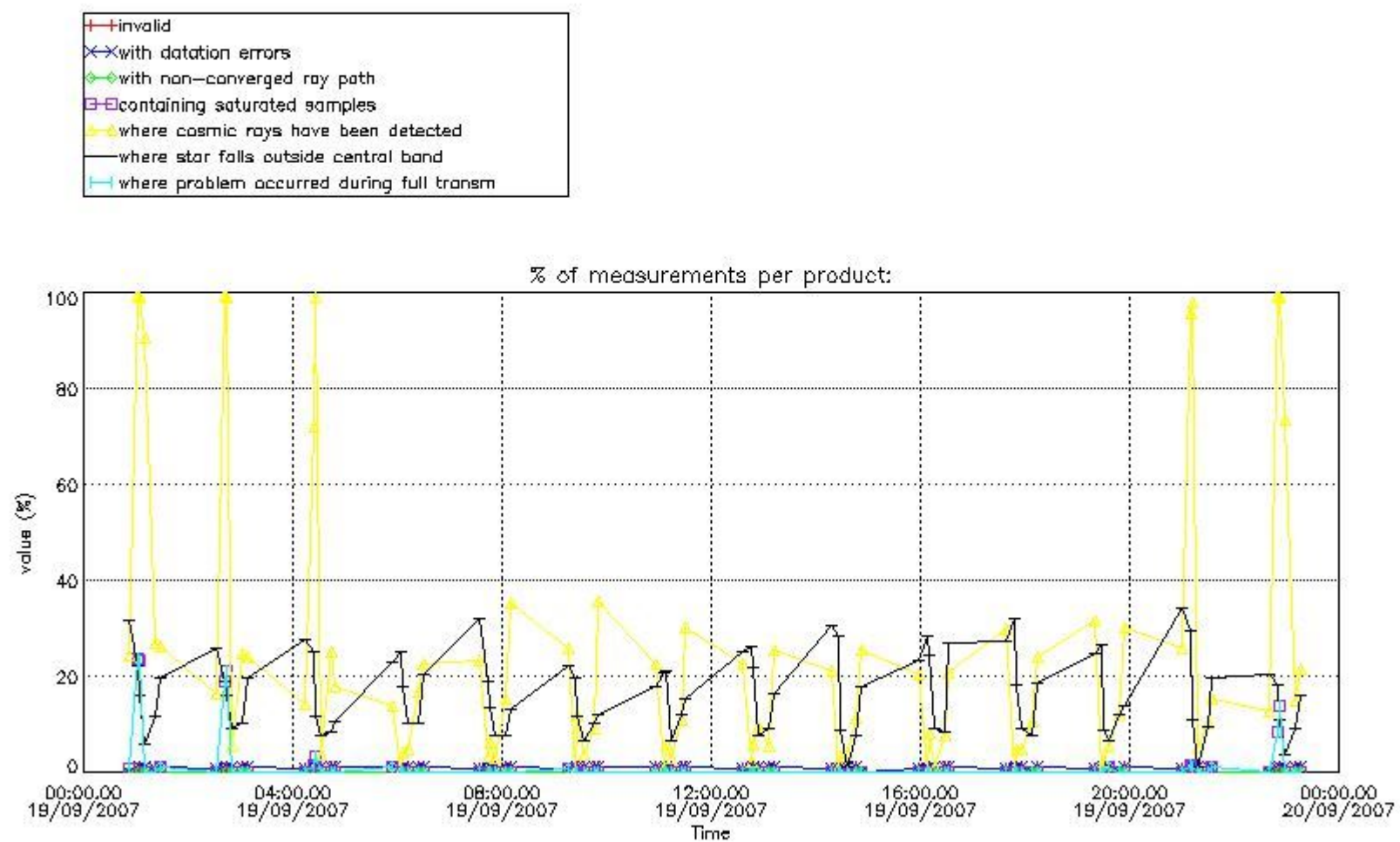


4. Level 1 quality information per product

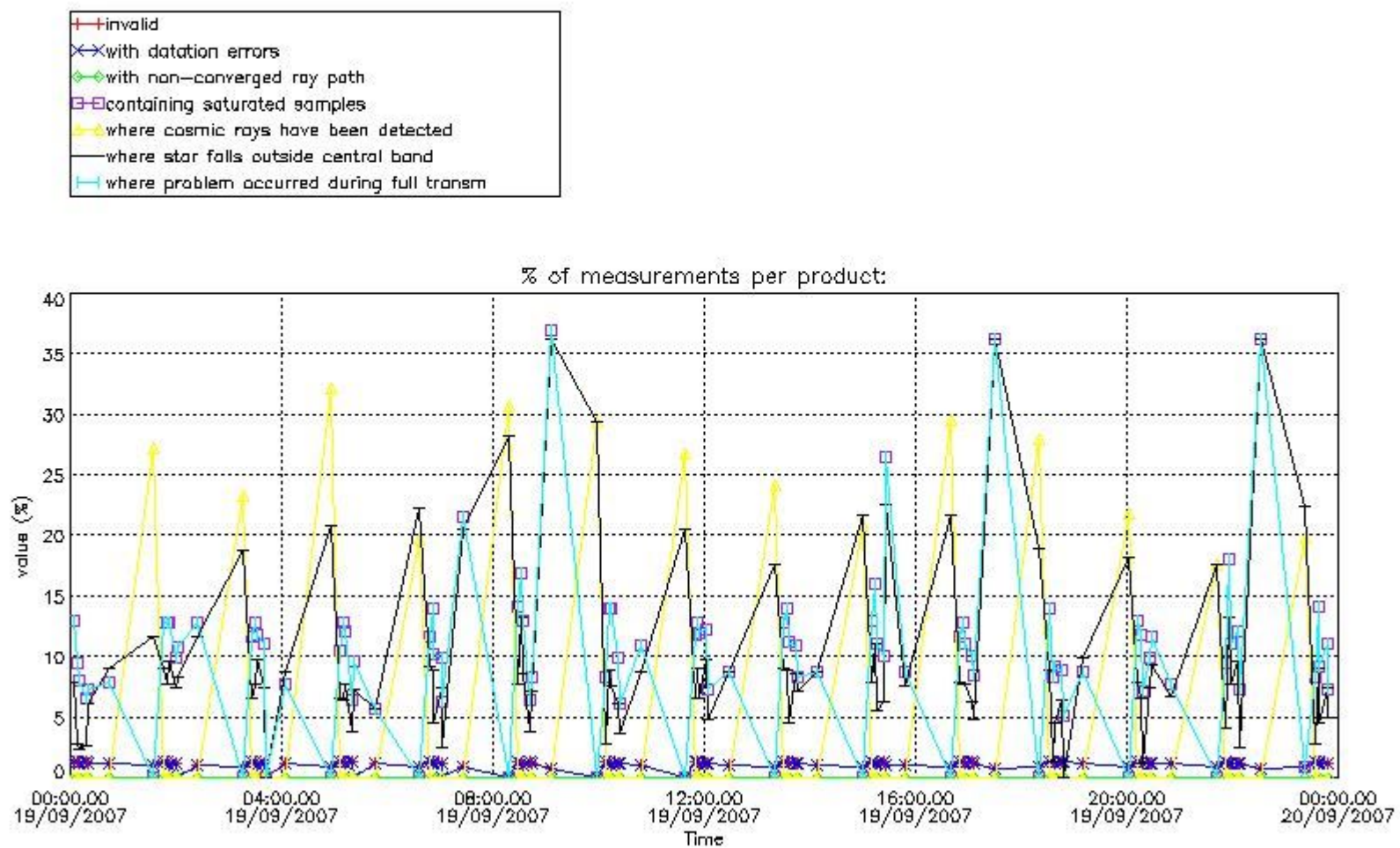
In this section it is plotted some information contained in the Quality Summary data set of the level 2 products that comes from the level 1b processing. Products without errors (error flag in the MPH set to "0") are used.

4.1 Plot quality information per product (time dependant) coming from level 1b processing

4.1.1 Plot level 1 quality information per product (time dependant): ENVISAT ASCENDING passes



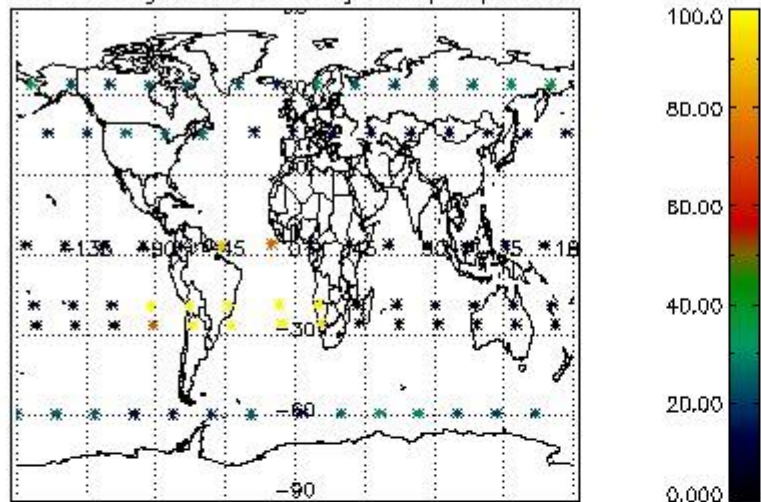
4.1.2 Plot level 1 quality information per product (time dependant): ENVI SAT DESCENDING passes



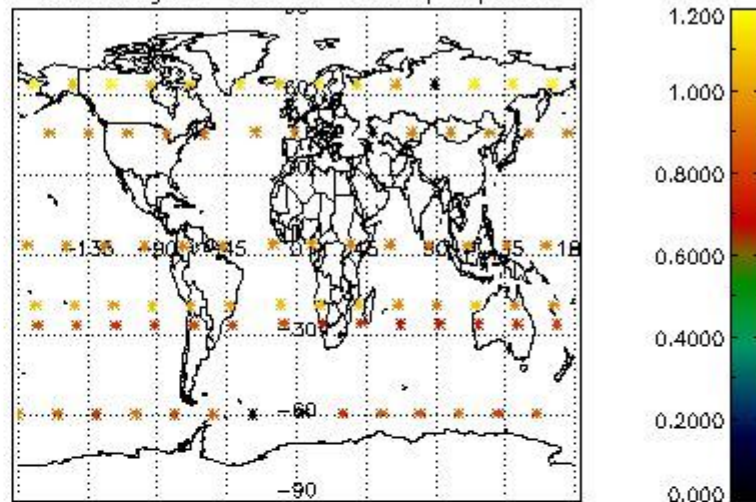
4.2 Plot quality information per product coming from level 1b processing (world map)

4.2.1 Plot level 1 quality information per product (world map): ENVISAT ASCENDING passes

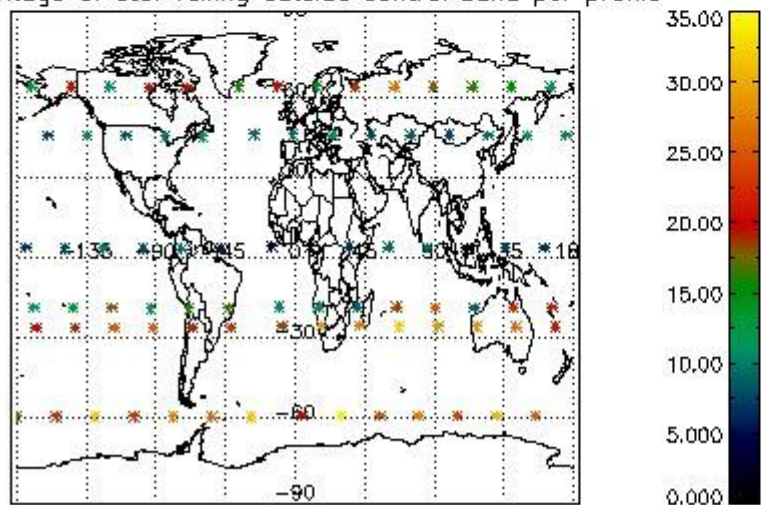
Percentage of cosmic ray hits per profile



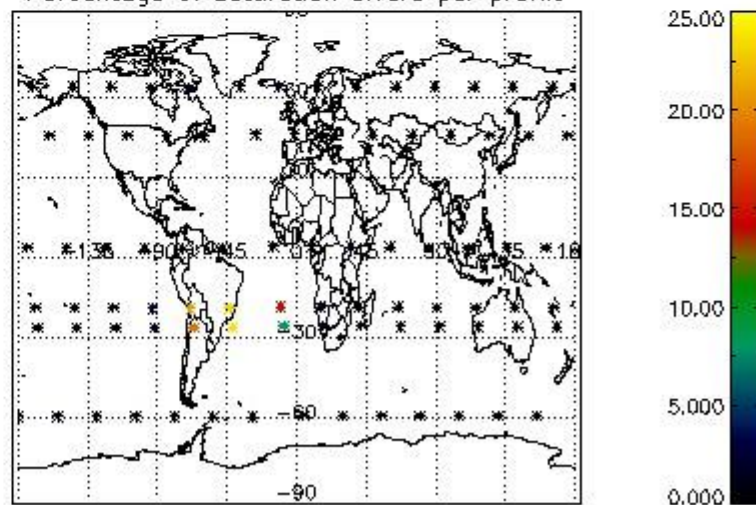
Percentage of datation errors per profile



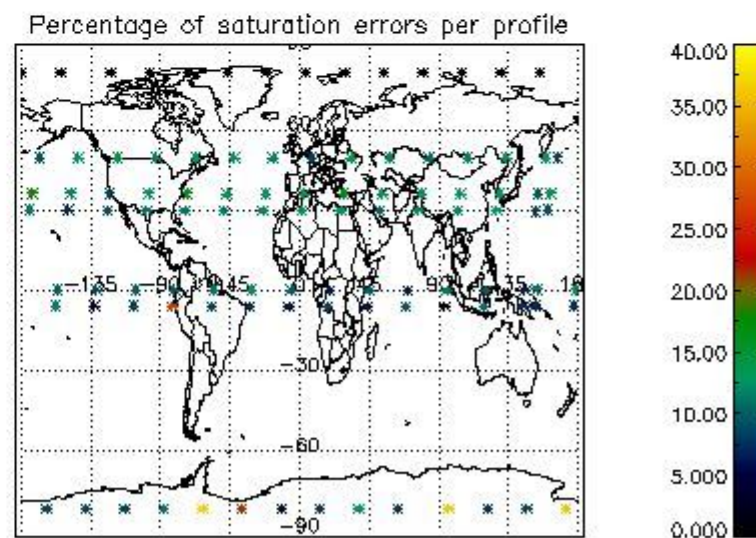
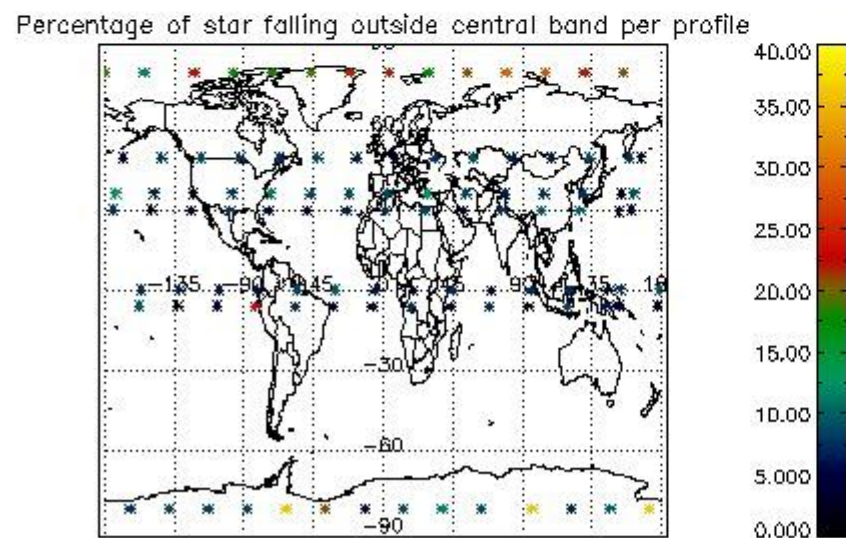
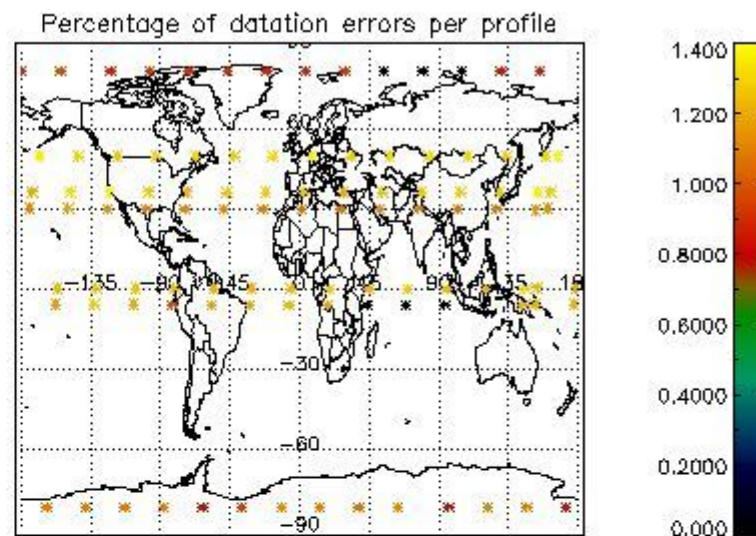
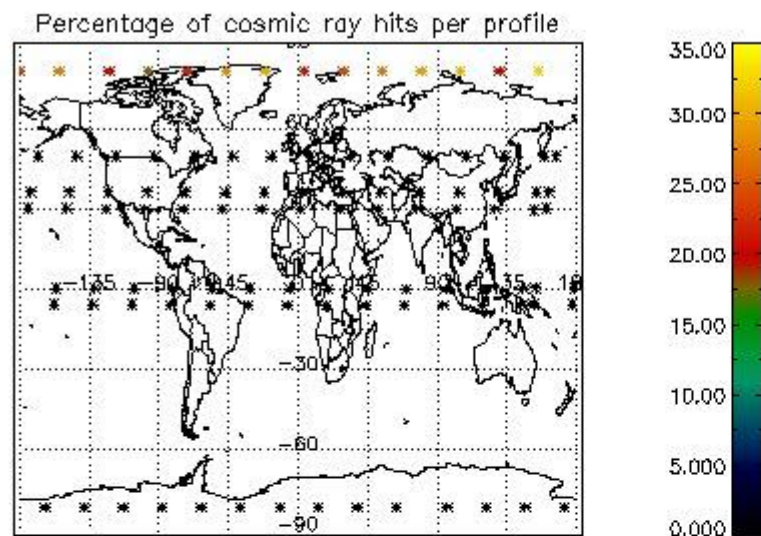
Percentage of star falling outside central band per profile



Percentage of saturation errors per profile



4.2.2 Plot level 1 quality information per product (world map): ENVISAT DESCENDING passes



5. Trace gas profiles

5.1 Ozone statistics based on quality of products

The final quality of the products can be "measured" using the STD (Standard Deviation) attached to every point profile. This information is written to the parameter GOM_NL__2P/NL_LOCAL_SPECIES_DENSITY/o3_std of the level 2 products. The table below shows the statistics for given STD ranges.

The statistics are given with respect to the overall valid production:

- Products without fatal errors: GOM_NL__2P/MPH/PRODUCT_ERR=0
- Valid point profile: GOM_NL__2P/NL_LOCAL_SPECIES_DENSITY/pcd(0)=0

The 'Criteria' is applied to valid points of dark limb products:

- Products in dark limb illumination condition: GOM_NL__2P/NL_SUMMARY_QUALITY/obs_ill_cond=0
- Products without fatal errors: GOM_NL__2P/MPH/PRODUCT_ERR=0
- Valid point profile: GOM_NL__2P/NL_LOCAL_SPECIES_DENSITY/pcd(0)=0

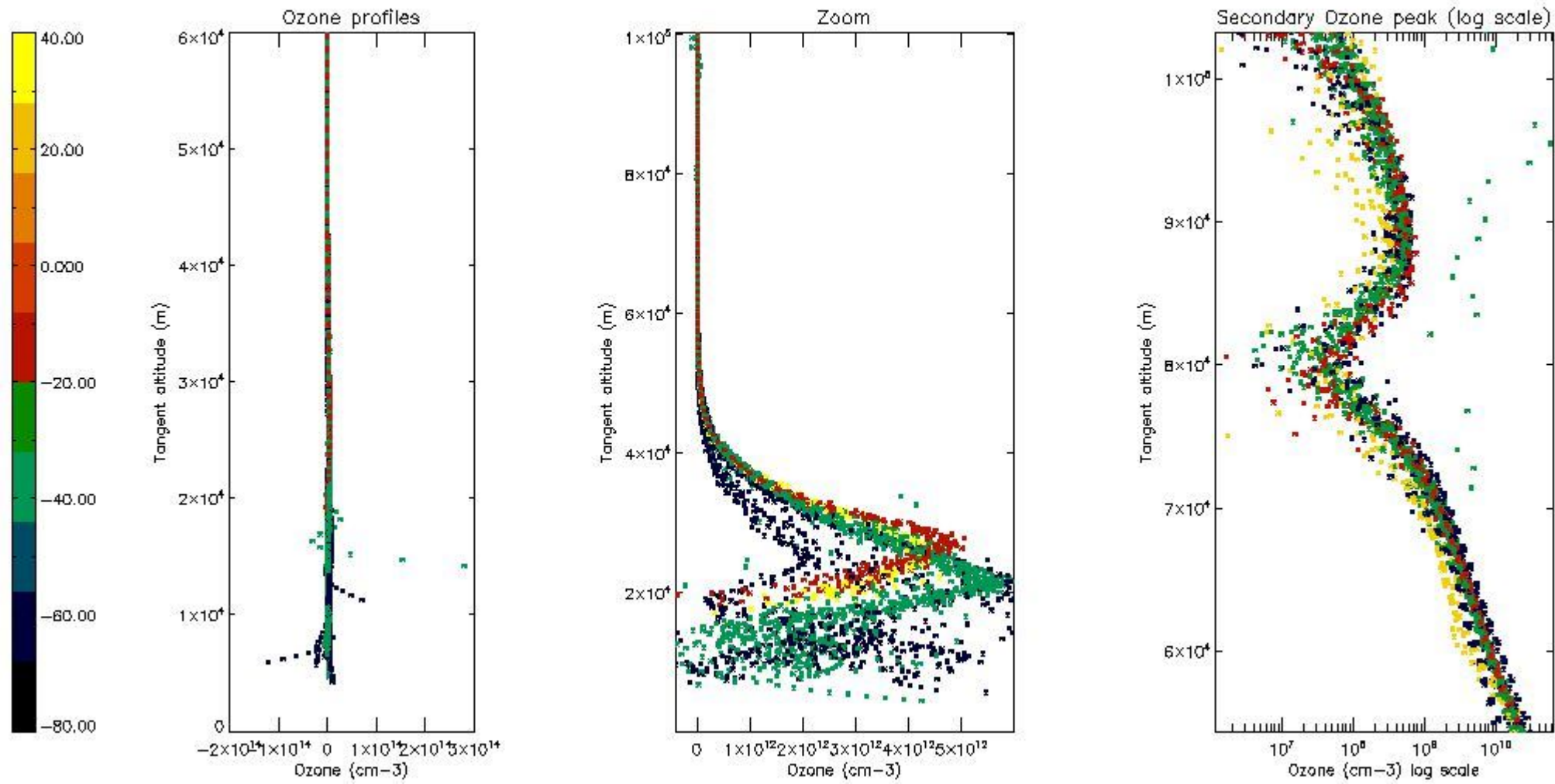
So, the table below shows the percentage of dark limb and valid observations for each criteria with respect to the overall valid daily observations.

Criteria	% of total production
All STD	41
STD < 20	27

STD < 10	23
STD < 5	18

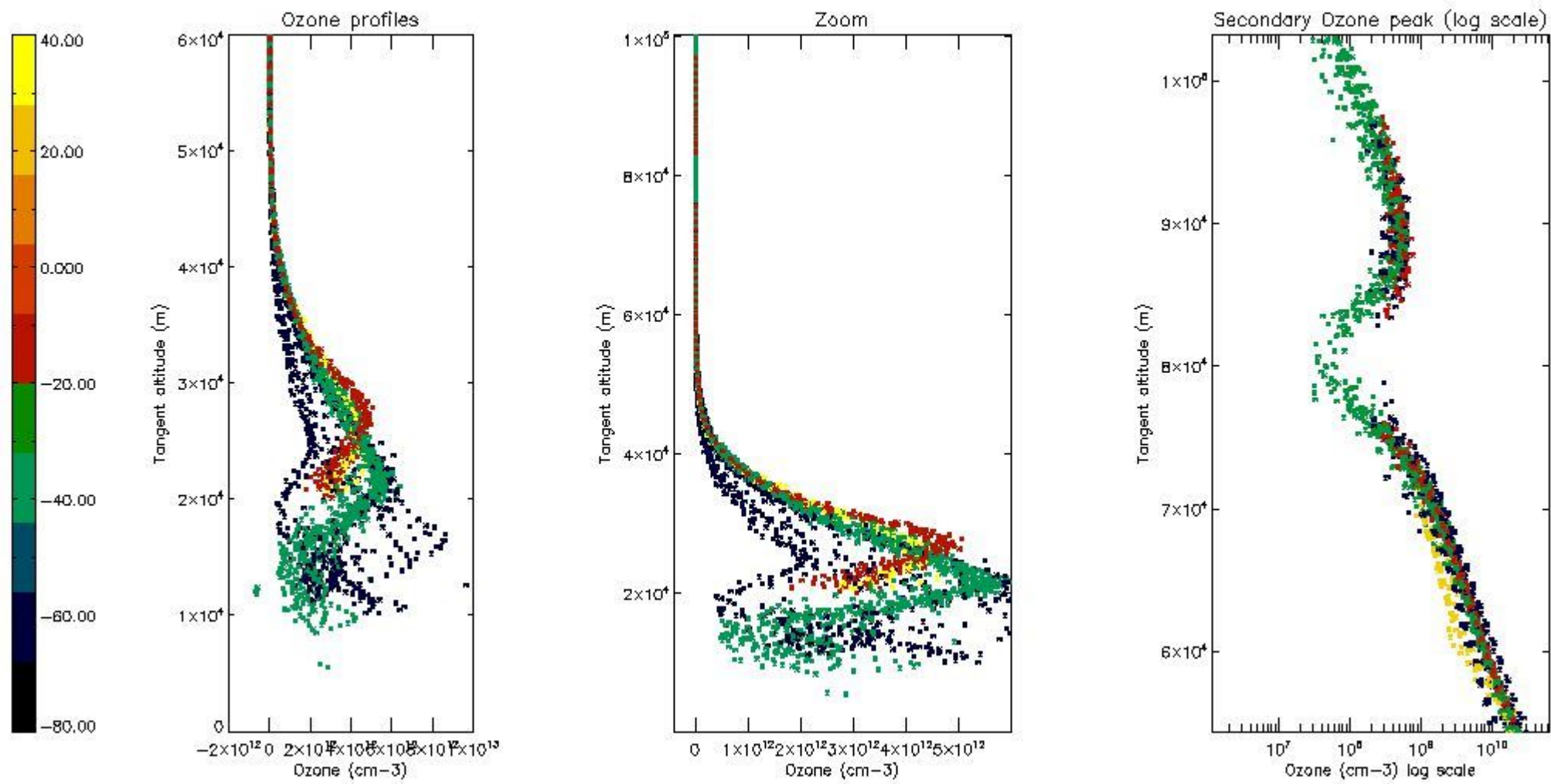
5.2 Plot ozone profiles for all STD (dark without errors)

The colorbar represents the latitude.



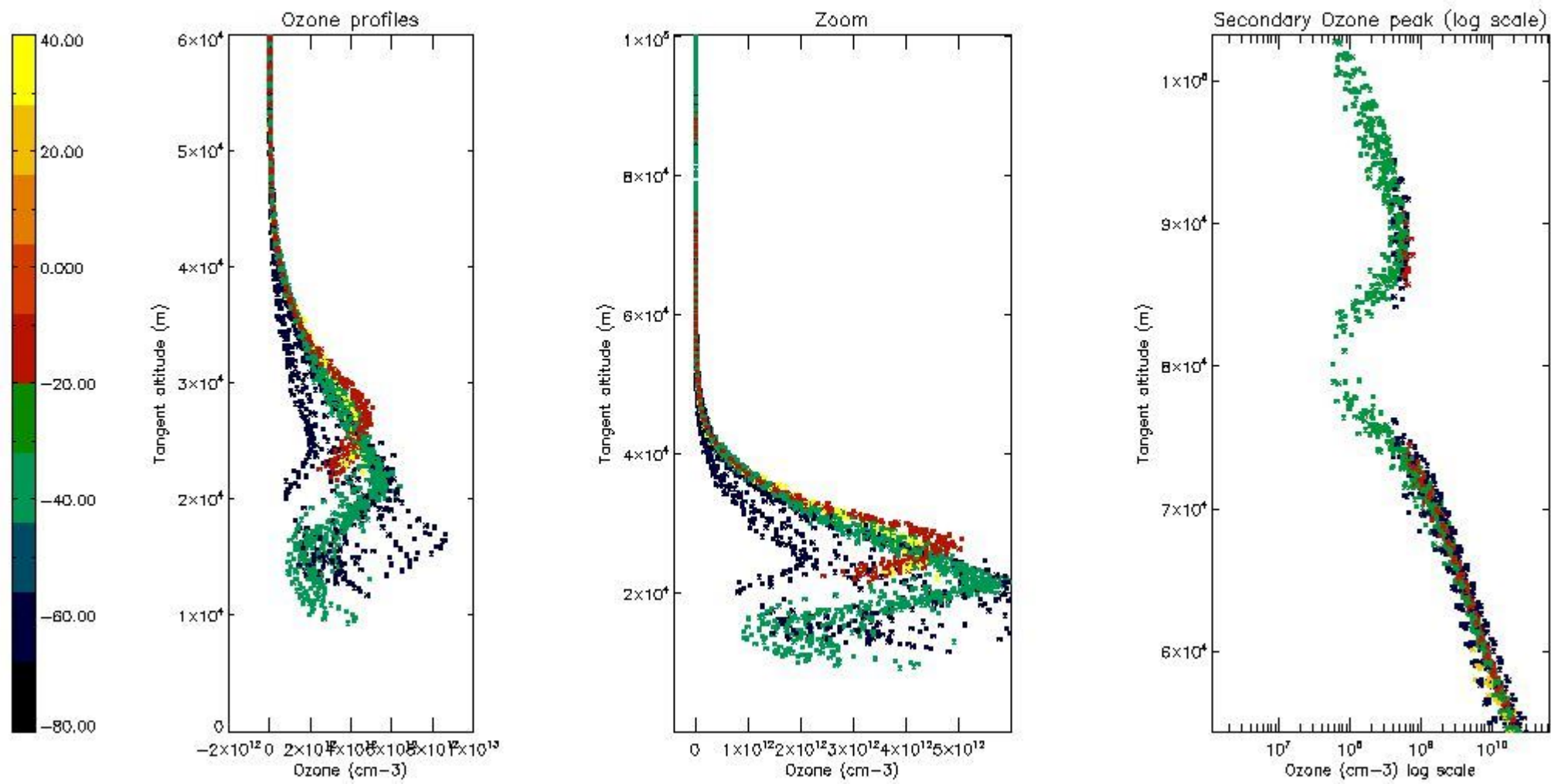
5.3 Plot ozone profiles where STD < 20% (dark without errors)

The colorbar represents the latitude.



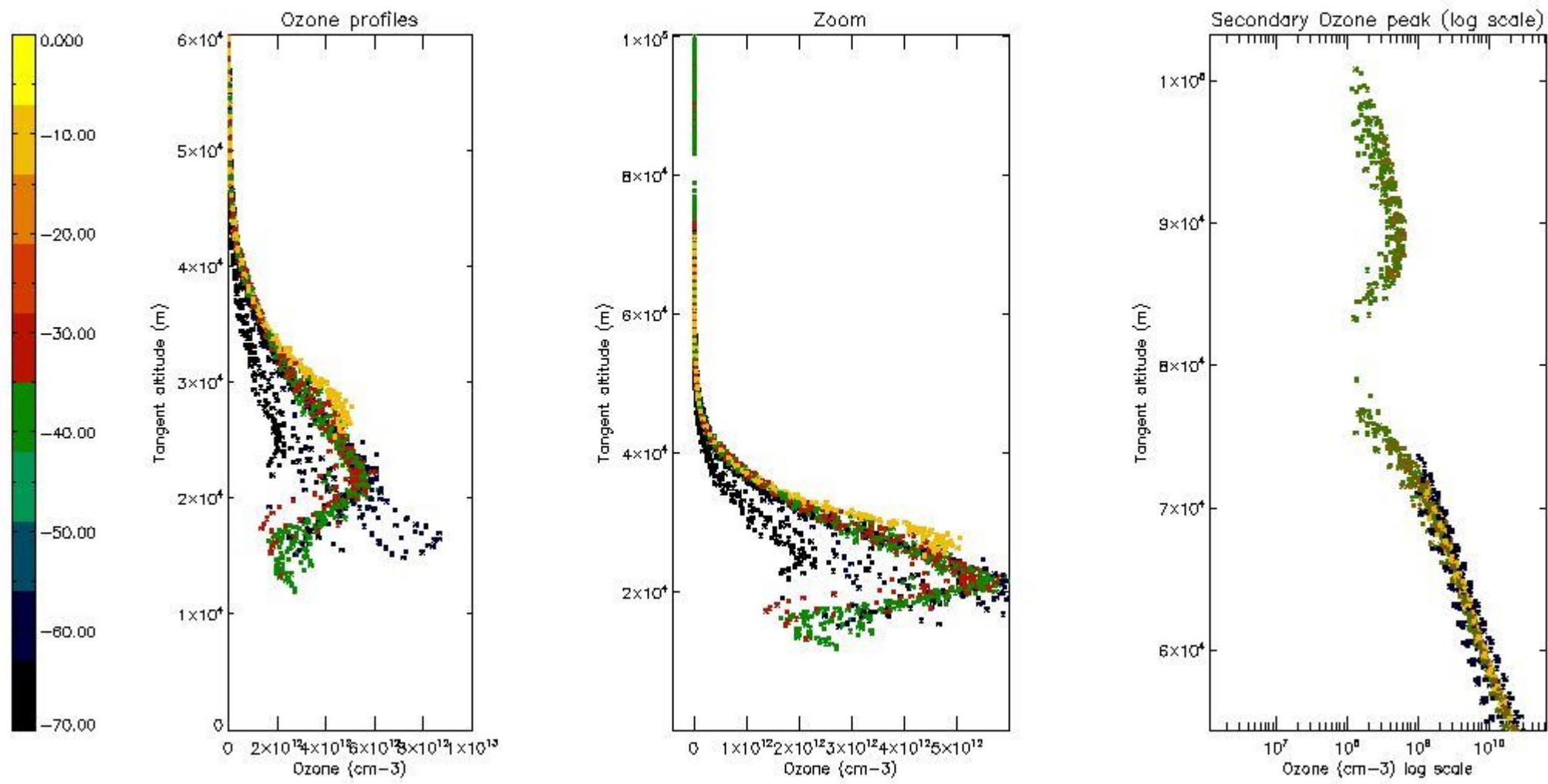
5.4 Plot ozone profiles where STD < 10% (dark without errors)

The colorbar represents the latitude.



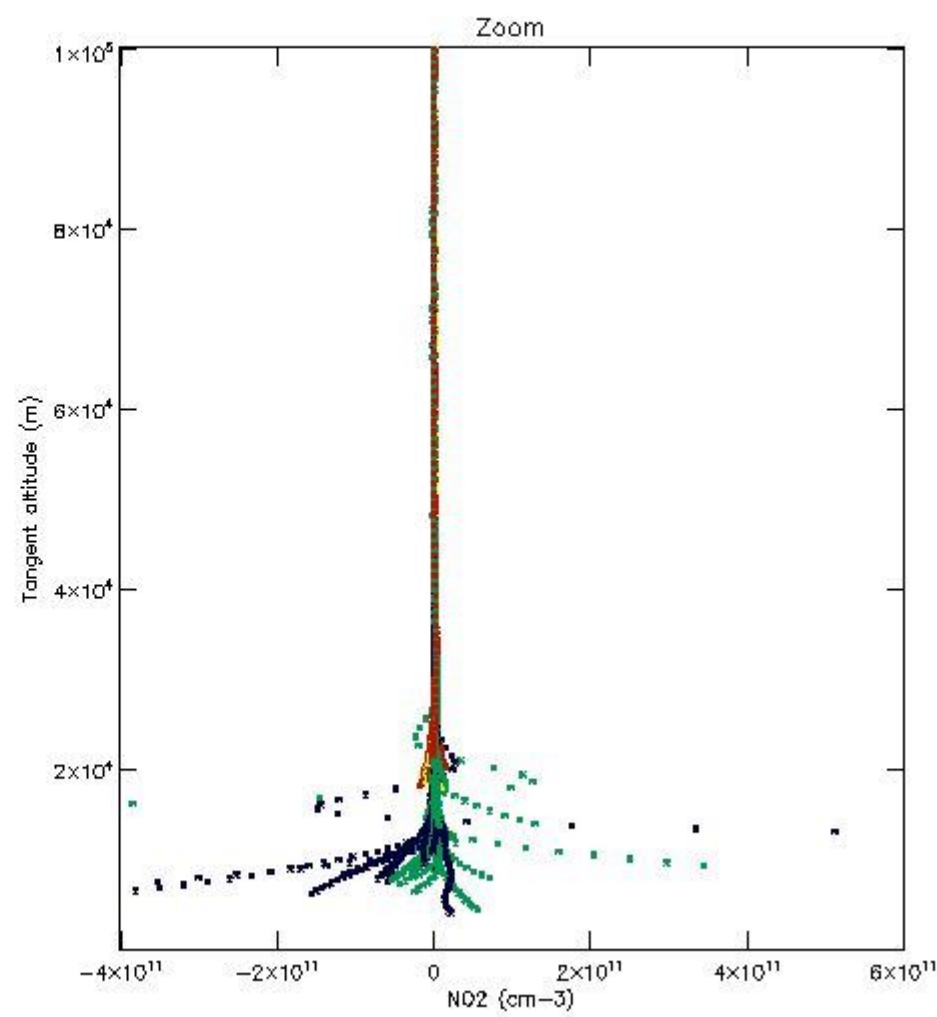
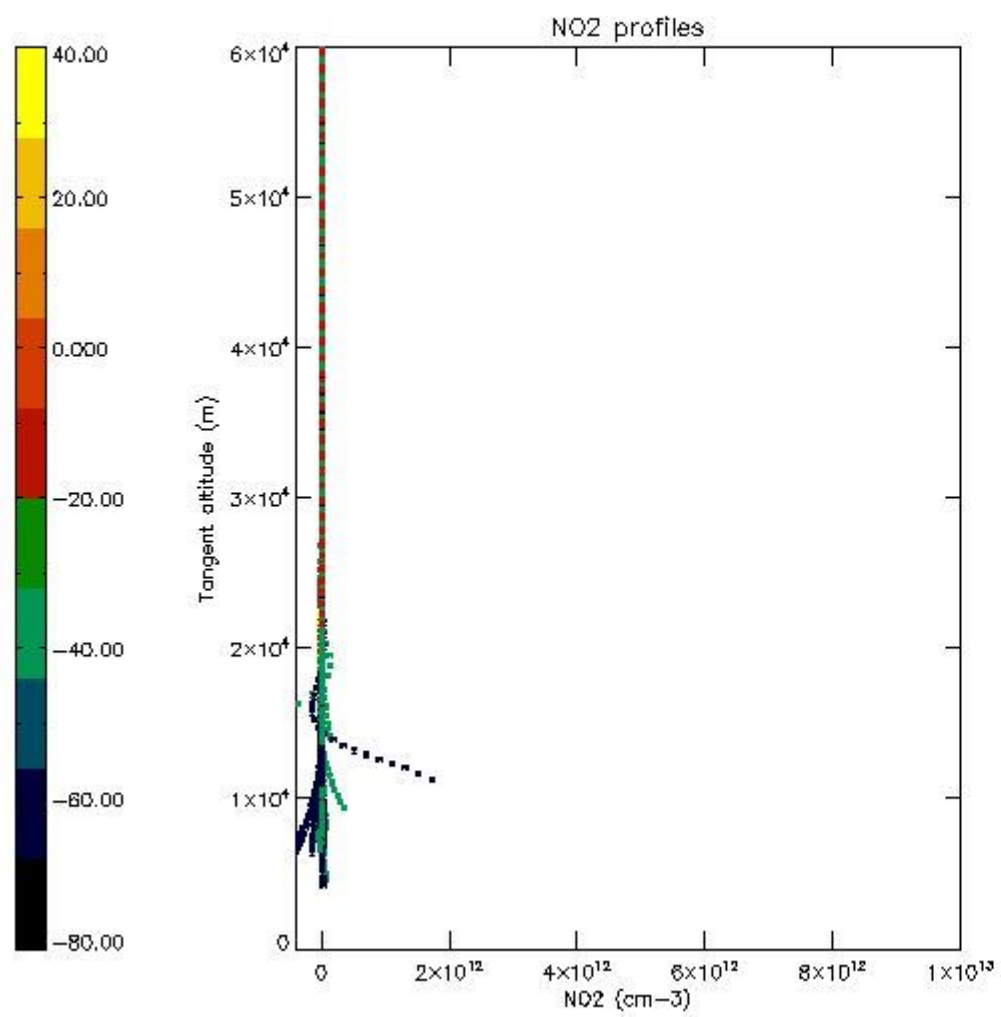
5.5 Plot ozone profiles where $STD < 5\%$ (dark without errors)

The colorbar represents the latitude.



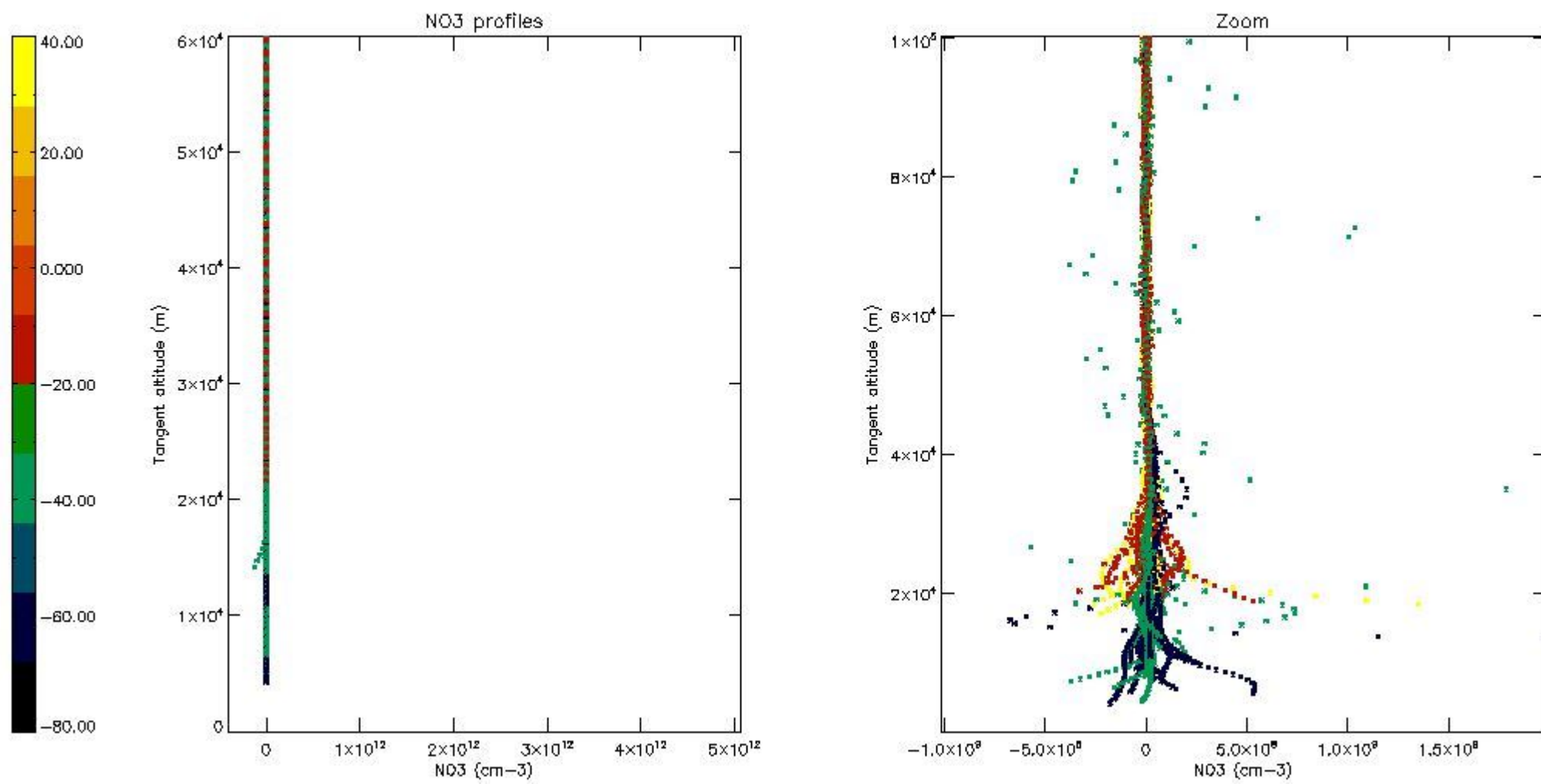
5.6 Plot NO₂ profiles for all STD (dark without errors)

The colorbar represents the latitude.



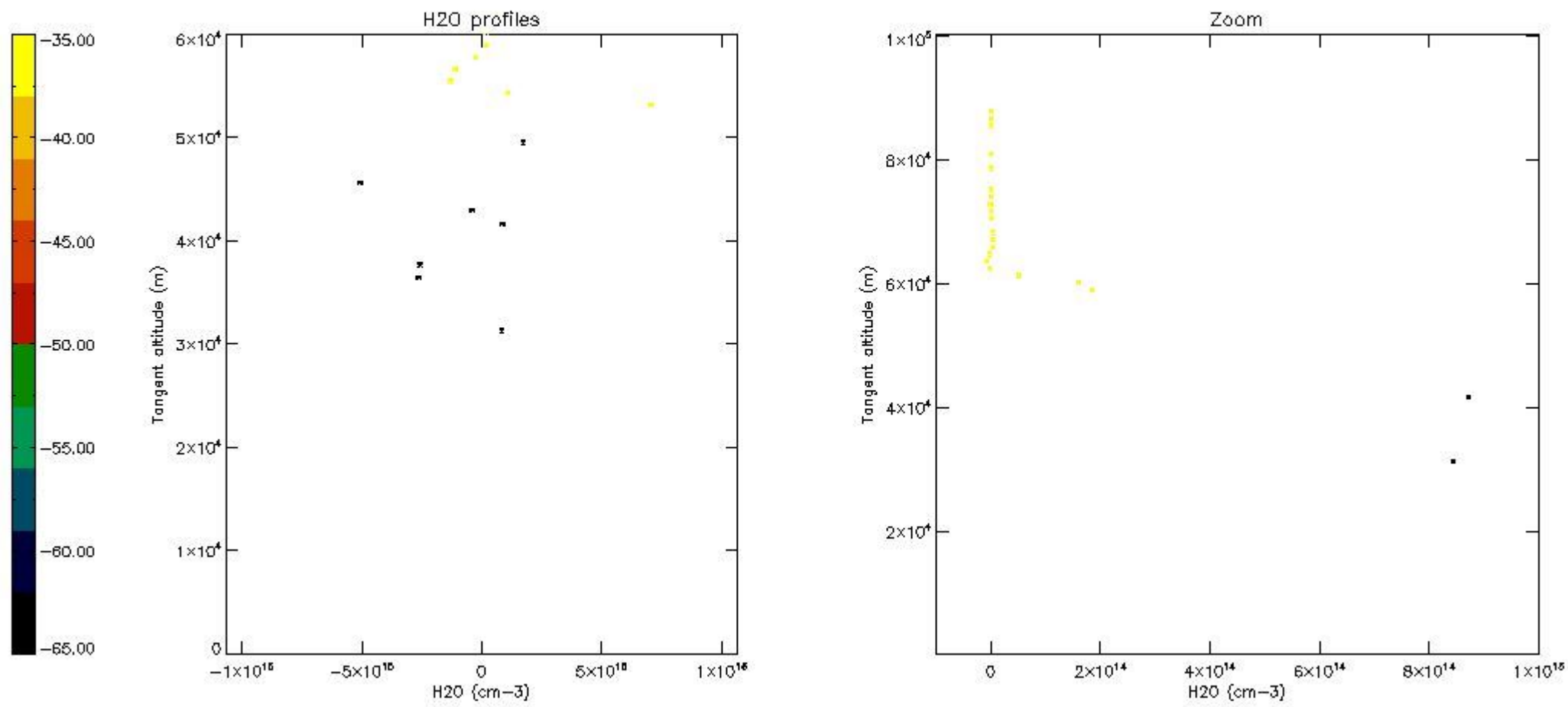
5.7 Plot NO3 profiles for all STD (dark without errors)

The colorbar represents the latitude.



5.8 Plot H2O profiles for all STD (only for occultations of stars 1,2,3,4,13,14,16,26,63 dark without errors)

The colorbar represents the latitude.



6. Auxiliary Data Files used for the production reported in section 2

The number reported in the third column indicates since which file (see list in section 2) the corresponding auxiliary file has been used. The fourth column is the date of those product files.

Type	Auxiliary Filename	Used since product	Used since product date
INST_PHYS_CHARACTERISTICS	GOM_INS_AXVIEC20091111_143220_20030716_120000_20500101_000000	1	19-SEP-2007 00:04:53
LEVEL-2_PROC_CONFIG	GOM_PR2_AXVIEC20091111_152718_20020301_000000_20500101_000000	1	19-SEP-2007 00:04:53
CROSS_SECTIONS_FILE	GOM_CRS_AXVIEC20091111_154832_20020301_000000_20500101_000000	1	19-SEP-2007 00:04:53

GOMOS Level 2 Daily Report

SUMMARY

[1. General Info](#)

[2. Summary of processed GOM_NL_2P products](#)

[3. Level 2 Quality information per product](#)

[3.1 Plot of level 2 quality information per product \(time dependant\)](#)

[3.2 Plot of level 2 quality information per product \(world map\)](#)

[4. Level 1 Quality information per product \(stored on level 2 products\)](#)

[4.1 Plot of level 1 quality information per product \(time dependant\)](#)

[4.1.1 Plot of level 1 quality information per product \(time dependant\): ASCENDING](#)

[4.1.2 Plot of level 1 quality information per product \(time dependant\): DESCENDING](#)

[4.2 Plot of level 1 quality information per product \(world map\)](#)

[4.2.1 Plot of level 1 quality information per product \(world map\): ASCENDING](#)

[4.2.2 Plot of level 1 quality information per product \(world map\): DESCENDING](#)

[5. Ozone profiles based on quality statistics and other trace gas profiles](#)

[5.1 Ozone statistics based on quality of products](#)

[5.2 Plot ozone profiles for all STD \(dark without errors\)](#)

[5.3 Plot ozone profiles where STD < 20% \(dark without errors\)](#)

[5.4. Plot ozone profiles where STD < 10% \(dark without errors\)](#)

[5.5. Plot ozone profiles where STD < 5% \(dark without errors\)](#)

[5.6 Plot NO2 profiles for all STD \(dark without errors\)](#)

[5.7 Plot NO3 profiles for all STD \(dark without errors\)](#)

[5.8 Plot H2O profiles \(only for occultations of stars 1,2,3,4,13,14,16,26,63 dark without errors\) for all STD](#)

[6. Auxiliary Data Files used for the production reported in section 2](#)

This report presents the daily analysis on parameters extracted from GOMOS level 2 data (GOM_NL__2P). It is intended to monitor some important parameters that will impact the quality of these products. A list of level 2 products (and content) that have arrived during the reporting day to the PCF is also given.

Item	Value
Time of report generation	23APR2013 05:27:31
Data source version	GOMOS/6.01
Start time of products	19-09-2007 (19SEP2007 00:00:00)
Stop time of products	20-09-2007 (20SEP2007 00:00:00)
Store outputs in DB	Yes
Nb of level 2 prods	187
Nb of prods with errors	0

2. Summary of processed GOM_NL__2P products.

Nr	Filename	UTC Start time	Limb	Duration	Star Id	Star Name	Star Mag	Star Temp	Nb Meas	Orbit	Prod. error
1	GOM_NL__2PRFIN20070919_000453_000000392061_00417_29028_6689.N1	19-SEP-2007 00:04:53	Bright	38.500	90	54Alp Peg	2.4870	11000.	77	29028	No
2	GOM_NL__2PRFIN20070919_000842_000000372061_00417_29028_6690.N1	19-SEP-2007 00:08:42	Bright	37.000	93	53Bet Peg	2.5200	3100.0	74	29028	No
3	GOM_NL__2PRFIN20070919_001032_000000442061_00417_29028_6691.N1	19-SEP-2007 00:10:32	Bright	43.500	58	21Alp And	2.0730	11000.	87	29028	No
4	GOM_NL__2PRFIN20070919_001851_000000392061_00417_29028_6692.N1	19-SEP-2007 00:18:51	Bright	38.500	74	11Bet Cas	2.2680	6600.0	77	29028	No
5	GOM_NL__2PRFIN20070919_002034_000000412061_00417_29028_6693.N1	19-SEP-2007 00:20:34	Bright	41.000	76	27Gam Cas	2.3000	30000.	82	29028	No
6	GOM_NL__2PRFIN20070919_004326_000000452061_00417_29028_6694.N1	19-SEP-2007 00:43:26	Bright	44.500	24	66Alp Gem	1.5800	10200.	89	29028	No
7	GOM_NL__2PRFIN20070919_005223_000000622061_00417_29028_6695.N1	19-SEP-2007 00:52:23	Dark	61.500	8	10Alp CMi	0.40000	6500.0	123	29028	No
8	GOM_NL__2PRFIN20070919_010150_000000632061_00417_29028_6696.N1	19-SEP-2007 01:01:50	Dark	63.000	1	9Alp CMa	-1.4400	11000.	126	29028	No
9	GOM_NL__2PRFIN20070919_010354_000000502061_00417_29028_6697.N1	19-SEP-2007 01:03:54	Dark	49.500	23	21Eps CMa	1.5020	26000.	99	29028	No
10	GOM_NL__2PRFIN20070919_011008_000000522061_00418_29029_6694.N1	19-SEP-2007 01:10:08	Dark	52.000	108	Alp Col	2.6520	15200.	104	29029	No
11	GOM_NL__2PRFIN20070919_012159_000000562061_00418_29029_6695.N1	19-SEP-2007 01:21:59	Dark	55.500	157	The1Eri	2.9060	9300.0	111	29029	No
12	GOM_NL__2PRFIN20070919_012718_000000462061_00418_29029_6696.N1	19-SEP-2007 01:27:18	Straylight	46.000	84	Alp Phe	2.3970	4500.0	92	29029	No
13	GOM_NL__2PRFIN20070919_013448_000000522061_00418_29029_6697.N1	19-SEP-2007 01:34:48	Twilight_and_stray	51.500	52	16Bet Cet	2.0370	4500.0	103	29029	No
14	GOM_NL__2PRFIN20070919_014529_000000392061_00418_29029_6698.N1	19-SEP-2007 01:45:29	Bright	39.000	90	54Alp Peg	2.4870	11000.	78	29029	No
15	GOM_NL__2PRFIN20070919_014918_000000392061_00418_29029_6699.N1	19-SEP-2007 01:49:18	Bright	39.000	93	53Bet Peg	2.5200	3100.0	78	29029	No
16	GOM_NL__2PRFIN20070919_015107_000000472061_00418_29029_6700.N1	19-SEP-2007 01:51:07	Bright	47.000	58	21Alp And	2.0730	11000.	94	29029	No
17	GOM_NL__2PRFIN20070919_015926_000000412061_00418_29029_6701.N1	19-SEP-2007 01:59:26	Bright	40.500	74	11Bet Cas	2.2680	6600.0	81	29029	No
18	GOM_NL__2PRFIN20070919_020110_000000422061_00418_29029_6702.N1	19-SEP-2007 02:01:10	Bright	42.000	76	27Gam Cas	2.3000	30000.	84	29029	No
19	GOM_NL__2PRFIN20070919_022402_000000472061_00418_29029_6703.N1	19-SEP-2007 02:24:02	Bright	47.000	24	66Alp Gem	1.5800	10200.	94	29029	No
20	GOM_NL__2PRFIN20070919_023259_000000582061_00418_29029_6704.N1	19-SEP-2007 02:32:59	Dark	58.000	8	10Alp CMi	0.40000	6500.0	116	29029	No
21	GOM_NL__2PRFIN20070919_024228_000000612061_00418_29029_6705.N1	19-SEP-2007 02:42:28	Dark	60.500	1	9Alp CMa	-1.4400	11000.	121	29029	No
22	GOM_NL__2PRFIN20070919_024431_000000502061_00418_29029_6706.N1	19-SEP-2007 02:44:31	Dark	50.000	23	21Eps CMa	1.5020	26000.	100	29029	No
23	GOM_NL__2PRFIN20070919_025045_000000542061_00419_29030_6702.N1	19-SEP-2007 02:50:45	Dark	54.000	108	Alp Col	2.6520	15200.	108	29030	No
24	GOM_NL__2PRFIN20070919_030236_000000552061_00419_29030_6703.N1	19-SEP-2007 03:02:36	Dark	54.500	157	The1Eri	2.9060	9300.0	109	29030	No
25	GOM_NL__2PRFIN20070919_030754_000000462061_00419_29030_6704.N1	19-SEP-2007 03:07:54	Straylight	46.000	84	Alp Phe	2.3970	4500.0	92	29030	No
26	GOM_NL__2PRFIN20070919_031524_000000562061_00419_29030_6705.N1	19-SEP-2007 03:15:24	Twilight_and_stray	56.000	52	16Bet Cet	2.0370	4500.0	112	29030	No
27	GOM_NL__2PRFIN20070919_032605_000000392061_00419_29030_6706.N1	19-SEP-2007 03:26:05	Bright	38.500	90	54Alp Peg	2.4870	11000.	77	29030	No
28	GOM_NL__2PRFIN20070919_032954_000000392061_00419_29030_6707.N1	19-SEP-2007 03:29:54	Bright	39.000	93	53Bet Peg	2.5200	3100.0	78	29030	No
29	GOM_NL__2PRFIN20070919_033143_000000472061_00419_29030_6708.N1	19-SEP-2007 03:31:43	Bright	46.500	58	21Alp And	2.0730	11000.	93	29030	No
30	GOM_NL__2PRFIN20070919_034002_000000412061_00419_29030_6709.N1	19-SEP-2007 03:40:02	Bright	40.500	74	11Bet Cas	2.2680	6600.0	81	29030	No
31	GOM_NL__2PRFIN20070919_034145_000000372061_00419_29030_6710.N1	19-SEP-2007 03:41:45	Bright	37.000	76	27Gam Cas	2.3000	30000.	74	29030	No
32	GOM_NL__2PRFIN20070919_040438_000000462061_00419_29030_6711.N1	19-SEP-2007 04:04:38	Bright	45.500	24	66Alp Gem	1.5800	10200.	91	29030	No
33	GOM_NL__2PRFIN20070919_041336_000000602061_00419_29030_6712.N1	19-SEP-2007 04:13:36	Dark	59.500	8	10Alp CMi	0.40000	6500.0	119	29030	No
34	GOM_NL__2PRFIN20070919_042305_000000662061_00419_29030_6713.N1	19-SEP-2007 04:23:05	Dark	66.000	1	9Alp CMa	-1.4400	11000.	132	29030	No
35	GOM_NL__2PRFIN20070919_042508_000000472061_00419_29030_6714.N1	19-SEP-2007 04:25:08	Dark	47.000	23	21Eps CMa	1.5020	26000.	94	29030	No
36	GOM_NL__2PRFIN20070919_043122_000000542061_00420_29031_6710.N1	19-SEP-2007 04:31:22	Dark	53.500	108	Alp Col	2.6520	15200.	107	29031	No
37	GOM_NL__2PRFIN20070919_044313_000000542061_00420_29031_6711.N1	19-SEP-2007 04:43:13	Dark	54.000	157	The1Eri	2.9060	9300.0	108	29031	No
38	GOM_NL__2PRFIN20070919_044830_000000422061_00420_29031_6712.N1	19-SEP-2007 04:48:30	Straylight	42.000	84	Alp Phe	2.3970	4500.0	84	29031	No
39	GOM_NL__2PRFIN20070919_045600_000000582061_00420_29031_6713.N1	19-SEP-2007 04:56:00	Twilight_and_stray	57.500	52	16Bet Cet	2.0370	4500.0	115	29031	No
40	GOM_NL__2PRFIN20070919_050641_000000382061_00420_29031_6714.N1	19-SEP-2007 05:06:41	Bright	38.000	90	54Alp Peg	2.4870	11000.	76	29031	No
41	GOM_NL__2PRFIN20070919_051030_000000392061_00420_29031_6715.N1	19-SEP-2007 05:10:30	Bright	39.000	93	53Bet Peg	2.5200	3100.0	78	29031	No
42	GOM_NL__2PRFIN20070919_051218_000000462061_00420_29031_6716.N1	19-SEP-2007 05:12:18	Bright	45.500	58	21Alp And	2.0730	11000.	91	29031	No

43	GOM_NL__2PRFIN20070919_052037_000000392061_00420_29031_6717.N1	19-SEP-2007 05:20:37	Bright	39.000	74	11Bet Cas	2.2680	6600.0	78	29031	No
44	GOM_NL__2PRFIN20070919_052220_000000422061_00420_29031_6718.N1	19-SEP-2007 05:22:20	Bright	41.500	76	27Gam Cas	2.3000	30000.	83	29031	No
45	GOM_NL__2PRFIN20070919_054514_000000452061_00420_29031_6719.N1	19-SEP-2007 05:45:14	Bright	44.500	24	66Alp Gem	1.5800	10200.	89	29031	No
46	GOM_NL__2PRFIN20070919_055412_000000552061_00420_29031_6720.N1	19-SEP-2007 05:54:12	Dark	55.000	8	10Alp CMi	0.40000	6500.0	110	29031	No
47	GOM_NL__2PRFIN20070919_060342_000000662061_00420_29031_6721.N1	19-SEP-2007 06:03:42	Dark	65.500	1	9Alp CMa	-1.4400	11000.	131	29031	No
48	GOM_NL__2PRFIN20070919_060545_000000512061_00420_29031_6722.N1	19-SEP-2007 06:05:45	Dark	50.500	23	21Eps CMa	1.5020	26000.	101	29031	No
49	GOM_NL__2PRFIN20070919_061159_000000552061_00421_29032_6733.N1	19-SEP-2007 06:11:59	Dark	55.000	108	Alp Col	2.6520	15200.	110	29032	No
50	GOM_NL__2PRFIN20070919_062350_000000542061_00421_29032_6734.N1	19-SEP-2007 06:23:50	Dark	54.000	157	The1Eri	2.9060	9300.0	108	29032	No
51	GOM_NL__2PRFIN20070919_062906_000000472061_00421_29032_6735.N1	19-SEP-2007 06:29:06	Straylight	46.500	84	Alp Phe	2.3970	4500.0	93	29032	No
52	GOM_NL__2PRFIN20070919_063636_000000592061_00421_29032_6736.N1	19-SEP-2007 06:36:36	Twi_and_stray	58.500	52	16Bet Cet	2.0370	4500.0	117	29032	No
53	GOM_NL__2PRFIN20070919_064716_000000392061_00421_29032_6737.N1	19-SEP-2007 06:47:16	Bright	38.500	90	54Alp Peg	2.4870	11000.	77	29032	No
54	GOM_NL__2PRFIN20070919_065105_000000402061_00421_29032_6738.N1	19-SEP-2007 06:51:05	Bright	39.500	93	53Bet Peg	2.5200	3100.0	79	29032	No
55	GOM_NL__2PRFIN20070919_065254_000000452061_00421_29032_6739.N1	19-SEP-2007 06:52:54	Bright	44.500	58	21Alp And	2.0730	11000.	89	29032	No
56	GOM_NL__2PRFIN20070919_070113_000000412061_00421_29032_6740.N1	19-SEP-2007 07:01:13	Bright	40.500	74	11Bet Cas	2.2680	6600.0	81	29032	No
57	GOM_NL__2PRFIN20070919_070256_000000402061_00421_29032_6741.N1	19-SEP-2007 07:02:56	Bright	40.000	76	27Gam Cas	2.3000	30000.	80	29032	No
58	GOM_NL__2PRFIN20070919_072550_000000542061_00421_29032_6742.N1	19-SEP-2007 07:25:50	Bright	53.500	24	66Alp Gem	1.5800	10200.	107	29032	No
59	GOM_NL__2PRFIN20070919_073449_000000632061_00421_29032_6743.N1	19-SEP-2007 07:34:49	Dark	62.500	8	10Alp CMi	0.40000	6500.0	125	29032	No
60	GOM_NL__2PRFIN20070919_074419_000000612061_00421_29032_6744.N1	19-SEP-2007 07:44:19	Dark	60.500	1	9Alp CMa	-1.4400	11000.	121	29032	No
61	GOM_NL__2PRFIN20070919_074622_000000482061_00421_29032_6745.N1	19-SEP-2007 07:46:22	Dark	48.000	23	21Eps CMa	1.5020	26000.	96	29032	No
62	GOM_NL__2PRFIN20070919_075237_000000532061_00422_29033_6756.N1	19-SEP-2007 07:52:37	Dark	52.500	108	Alp Col	2.6520	15200.	105	29033	No
63	GOM_NL__2PRFIN20070919_080427_000000532061_00422_29033_6757.N1	19-SEP-2007 08:04:27	Dark	53.000	157	The1Eri	2.9060	9300.0	106	29033	No
64	GOM_NL__2PRFIN20070919_080943_000000432061_00422_29033_6758.N1	19-SEP-2007 08:09:43	Straylight	42.500	84	Alp Phe	2.3970	4500.0	85	29033	No
65	GOM_NL__2PRFIN20070919_081712_000000622061_00422_29033_6759.N1	19-SEP-2007 08:17:12	Twi_and_stray	62.000	52	16Bet Cet	2.0370	4500.0	124	29033	No
66	GOM_NL__2PRFIN20070919_082752_000000392061_00422_29033_6760.N1	19-SEP-2007 08:27:52	Bright	39.000	90	54Alp Peg	2.4870	11000.	78	29033	No
67	GOM_NL__2PRFIN20070919_083141_000000422061_00422_29033_6761.N1	19-SEP-2007 08:31:41	Bright	41.500	93	53Bet Peg	2.5200	3100.0	83	29033	No
68	GOM_NL__2PRFIN20070919_083329_000000472061_00422_29033_6762.N1	19-SEP-2007 08:33:29	Bright	46.500	58	21Alp And	2.0730	11000.	93	29033	No
69	GOM_NL__2PRFIN20070919_084148_000000392061_00422_29033_6763.N1	19-SEP-2007 08:41:48	Bright	39.000	74	11Bet Cas	2.2680	6600.0	78	29033	No
70	GOM_NL__2PRFIN20070919_084331_000000422061_00422_29033_6764.N1	19-SEP-2007 08:43:31	Bright	42.000	76	27Gam Cas	2.3000	30000.	84	29033	No
71	GOM_NL__2PRFIN20070919_090626_000000652061_00422_29033_6765.N1	19-SEP-2007 09:06:26	Bright	65.000	24	66Alp Gem	1.5800	10200.	130	29033	No
72	GOM_NL__2PRFIN20070919_091525_000000562061_00422_29033_6766.N1	19-SEP-2007 09:15:25	Dark	56.000	8	10Alp CMi	0.40000	6500.0	112	29033	No
73	GOM_NL__2PRFIN20070919_092456_000000612061_00422_29033_6767.N1	19-SEP-2007 09:24:56	Dark	61.000	1	9Alp CMa	-1.4400	11000.	122	29033	No
74	GOM_NL__2PRFIN20070919_092658_000000472061_00422_29033_6768.N1	19-SEP-2007 09:26:58	Dark	47.000	23	21Eps CMa	1.5020	26000.	94	29033	No
75	GOM_NL__2PRFIN20070919_093314_000000532061_00423_29034_6764.N1	19-SEP-2007 09:33:14	Dark	52.500	108	Alp Col	2.6520	15200.	105	29034	No
76	GOM_NL__2PRFIN20070919_094504_000000542061_00423_29034_6765.N1	19-SEP-2007 09:45:04	Dark	54.000	157	The1Eri	2.9060	9300.0	108	29034	No
77	GOM_NL__2PRFIN20070919_095019_000000422061_00423_29034_6766.N1	19-SEP-2007 09:50:19	Straylight	42.000	84	Alp Phe	2.3970	4500.0	84	29034	No
78	GOM_NL__2PRFIN20070919_095748_000000632061_00423_29034_6767.N1	19-SEP-2007 09:57:48	Twi_and_stray	63.000	52	16Bet Cet	2.0370	4500.0	126	29034	No
79	GOM_NL__2PRFIN20070919_100828_000000372061_00423_29034_6768.N1	19-SEP-2007 10:08:28	Bright	36.500	90	54Alp Peg	2.4870	11000.	73	29034	No
80	GOM_NL__2PRFIN20070919_101217_000000402061_00423_29034_6769.N1	19-SEP-2007 10:12:17	Bright	39.500	93	53Bet Peg	2.5200	3100.0	79	29034	No
81	GOM_NL__2PRFIN20070919_101404_000000472061_00423_29034_6770.N1	19-SEP-2007 10:14:04	Bright	46.500	58	21Alp And	2.0730	11000.	93	29034	No
82	GOM_NL__2PRFIN20070919_102224_000000412061_00423_29034_6771.N1	19-SEP-2007 10:22:24	Bright	40.500	74	11Bet Cas	2.2680	6600.0	81	29034	No
83	GOM_NL__2PRFIN20070919_102406_000000412061_00423_29034_6772.N1	19-SEP-2007 10:24:06	Bright	40.500	76	27Gam Cas	2.3000	30000.	81	29034	No
84	GOM_NL__2PRFIN20070919_104702_000000462061_00423_29034_6773.N1	19-SEP-2007 10:47:02	Bright	46.000	24	66Alp Gem	1.5800	10200.	92	29034	No
85	GOM_NL__2PRFIN20070919_105602_000000532061_00423_29034_6774.N1	19-SEP-2007 10:56:02	Dark	53.000	8	10Alp CMi	0.40000	6500.0	106	29034	No
86	GOM_NL__2PRFIN20070919_110533_000000632061_00423_29034_6775.N1	19-SEP-2007 11:05:33	Dark	62.500	1	9Alp CMa	-1.4400	11000.	125	29034	No
87	GOM_NL__2PRFIN20070919_110735_000000532061_00423_29034_6776.N1	19-SEP-2007 11:07:35	Dark	52.500	23	21Eps CMa	1.5020	26000.	105	29034	No
88	GOM_NL__2PRFIN20070919_111351_000000532061_00424_29035_6781.N1	19-SEP-2007 11:13:51	Dark	53.000	108	Alp Col	2.6520	15200.	106	29035	No
89	GOM_NL__2PRFIN20070919_112541_000000552061_00424_29035_6782.N1	19-SEP-2007 11:25:41	Straylight	55.000	157	The1Eri	2.9060	9300.0	110	29035	No
90	GOM_NL__2PRFIN20070919_113055_000000432061_00424_29035_6783.N1	19-SEP-2007 11:30:55	Straylight	43.000	84	Alp Phe	2.3970	4500.0	86	29035	No
91	GOM_NL__2PRFIN20070919_113824_000000562061_00424_29035_6784.N1	19-SEP-2007 11:38:24	Twi_and_stray	56.000	52	16Bet Cet	2.0370	4500.0	112	29035	No
92	GOM_NL__2PRFIN20070919_114904_000000382061_00424_29035_6785.N1	19-SEP-2007 11:49:04	Bright	38.000	90	54Alp Peg	2.4870	11000.	76	29035	No
93	GOM_NL__2PRFIN20070919_115253_000000392061_00424_29035_6786.N1	19-SEP-2007 11:52:53	Bright	39.000	93	53Bet Peg	2.5200	3100.0	78	29035	No
94	GOM_NL__2PRFIN20070919_115439_000000462061_00424_29035_6787.N1	19-SEP-2007 11:54:39	Bright	46.000	58	21Alp And	2.0730	11000.	92	29035	No
95	GOM_NL__2PRFIN20070919_120259_000000412061_00424_29035_6788.N1	19-SEP-2007 12:02:59	Bright	41.000	74	11Bet Cas	2.2680	6600.0	82	29035	No
96	GOM_NL__2PRFIN20070919_120442_000000422061_00424_29035_6789.N1	19-SEP-2007 12:04:42	Bright	41.500	76	27Gam Cas	2.3000	30000.	83	29035	No
97	GOM_NL__2PRFIN20070919_122738_000000462061_00424_29035_6790.N1	19-SEP-2007 12:27:38	Bright	46.000	24	66Alp Gem	1.5800	10200.	92	29035	No
98	GOM_NL__2PRFIN20070919_123638_000000582061_00424_29035_6791.N1	19-SEP-2007 12:36:38	Dark	57.500	8	10Alp CMi	0.40000	6500.0	115	29035	No
99	GOM_NL__2PRFIN20070919_124610_000000672061_00424_29035_6792.N1	19-SEP-2007 12:46:10	Dark	66.500	1	9Alp CMa	-1.4400	11000.	133	29035	No
100	GOM_NL__2PRFIN20070919_124812_000000532061_00424_29035_6793.N1	19-SEP-2007 12:48:12	Dark	53.000	23	21Eps CMa	1.5020	26000.	106	29035	No
101	GOM_NL__2PRFIN20070919_125428_000000542061_00425_29036_6792.N1	19-SEP-2007 12:54:28	Dark	53.500	108	Alp Col	2.6520	15200.	107	29036	No

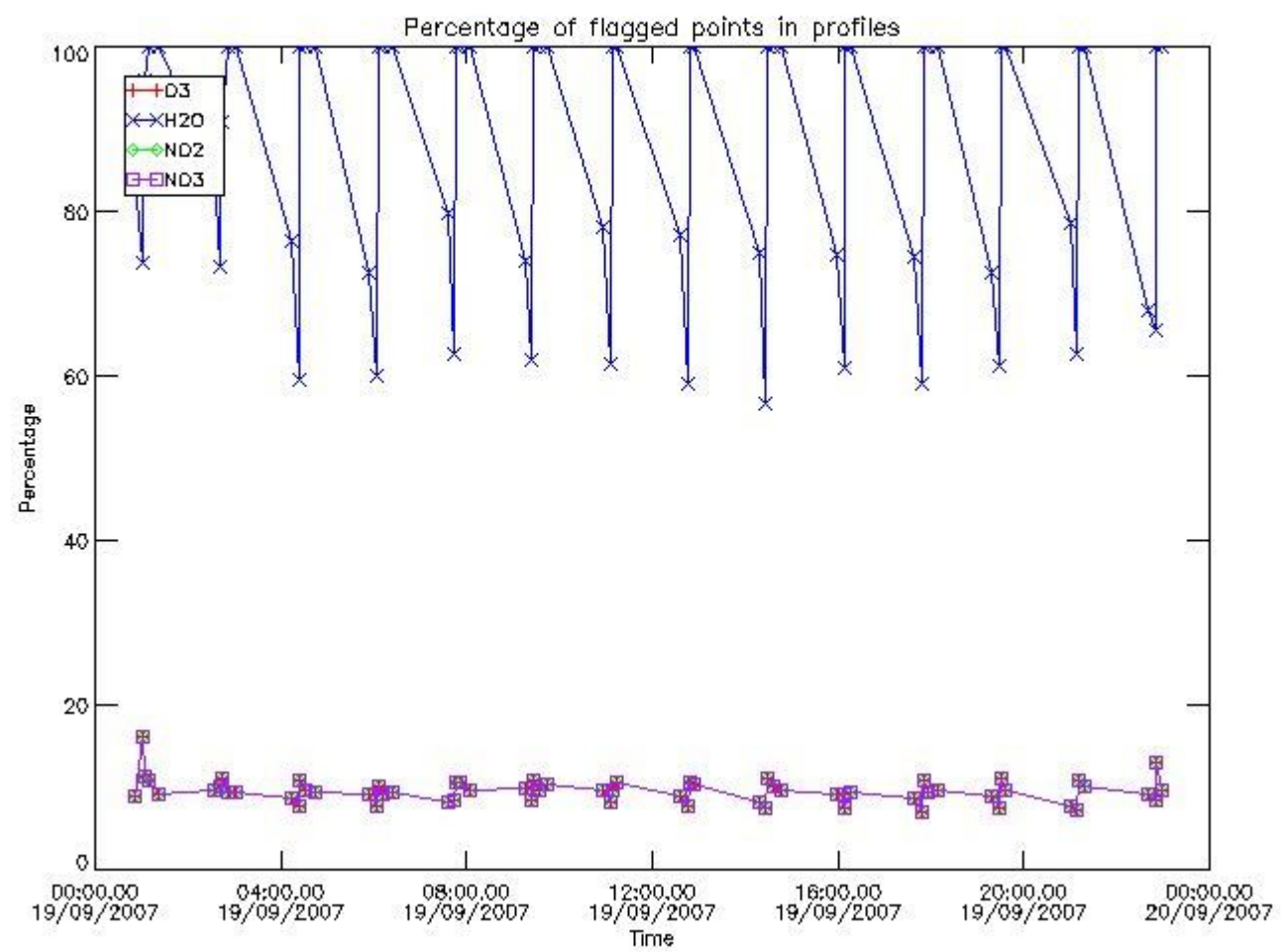
102	GOM_NL__2PRFIN20070919_130618_000000542061_00425_29036_6793.N1	19-SEP-2007 13:06:18	Straylight	54.000	157	The1Eri	2.9060	9300.0	108	29036	No
103	GOM_NL__2PRFIN20070919_131132_000000432061_00425_29036_6794.N1	19-SEP-2007 13:11:32	Straylight	43.000	84	Alp Phe	2.3970	4500.0	86	29036	No
104	GOM_NL__2PRFIN20070919_131900_000000542061_00425_29036_6795.N1	19-SEP-2007 13:19:00	Twi_and_stray	54.000	52	16Bet Cet	2.0370	4500.0	108	29036	No
105	GOM_NL__2PRFIN20070919_132939_000000392061_00425_29036_6796.N1	19-SEP-2007 13:29:39	Bright	39.000	90	54Alp Peg	2.4870	11000.	78	29036	No
106	GOM_NL__2PRFIN20070919_133328_000000402061_00425_29036_6797.N1	19-SEP-2007 13:33:28	Bright	39.500	93	53Bet Peg	2.5200	3100.0	79	29036	No
107	GOM_NL__2PRFIN20070919_133515_000000452061_00425_29036_6798.N1	19-SEP-2007 13:35:15	Bright	44.500	58	21Alp And	2.0730	11000.	89	29036	No
108	GOM_NL__2PRFIN20070919_134335_000000412061_00425_29036_6799.N1	19-SEP-2007 13:43:35	Bright	41.000	74	11Bet Cas	2.2680	6600.0	82	29036	No
109	GOM_NL__2PRFIN20070919_134517_000000422061_00425_29036_6800.N1	19-SEP-2007 13:45:17	Bright	42.000	76	27Gam Cas	2.3000	30000.	84	29036	No
110	GOM_NL__2PRFIN20070919_140814_000000462061_00425_29036_6801.N1	19-SEP-2007 14:08:14	Bright	46.000	24	66Alp Gem	1.5800	10200.	92	29036	No
111	GOM_NL__2PRFIN20070919_141715_000000622061_00425_29036_6802.N1	19-SEP-2007 14:17:15	Dark	62.000	8	10Alp CMi	0.40000	6500.0	124	29036	No
112	GOM_NL__2PRFIN20070919_142647_000000692061_00425_29036_6803.N1	19-SEP-2007 14:26:47	Dark	68.500	1	9Alp CMa	-1.4400	11000.	137	29036	No
113	GOM_NL__2PRFIN20070919_142849_000000462061_00425_29036_6804.N1	19-SEP-2007 14:28:49	Dark	46.000	23	21Eps CMa	1.5020	26000.	92	29036	No
114	GOM_NL__2PRFIN20070919_143506_000000512061_00426_29037_6805.N1	19-SEP-2007 14:35:06	Dark	50.500	108	Alp Col	2.6520	15200.	101	29037	No
115	GOM_NL__2PRFIN20070919_144654_000000532061_00426_29037_6806.N1	19-SEP-2007 14:46:54	Dark	53.000	157	The1Eri	2.9060	9300.0	106	29037	No
116	GOM_NL__2PRFIN20070919_145208_000000452061_00426_29037_6807.N1	19-SEP-2007 14:52:08	Straylight	45.000	84	Alp Phe	2.3970	4500.0	90	29037	No
117	GOM_NL__2PRFIN20070919_145936_000000582061_00426_29037_6808.N1	19-SEP-2007 14:59:36	Twi_and_stray	57.500	52	16Bet Cet	2.0370	4500.0	115	29037	No
118	GOM_NL__2PRFIN20070919_151015_000000392061_00426_29037_6809.N1	19-SEP-2007 15:10:15	Bright	38.500	90	54Alp Peg	2.4870	11000.	77	29037	No
119	GOM_NL__2PRFIN20070919_151404_000000412061_00426_29037_6810.N1	19-SEP-2007 15:14:04	Bright	40.500	93	53Bet Peg	2.5200	3100.0	81	29037	No
120	GOM_NL__2PRFIN20070919_151550_000000452061_00426_29037_6811.N1	19-SEP-2007 15:15:50	Bright	45.000	58	21Alp And	2.0730	11000.	90	29037	No
121	GOM_NL__2PRFIN20070919_152410_000000402061_00426_29037_6812.N1	19-SEP-2007 15:24:10	Bright	40.000	74	11Bet Cas	2.2680	6600.0	80	29037	No
122	GOM_NL__2PRFIN20070919_152553_000000512061_00426_29037_6813.N1	19-SEP-2007 15:25:53	Bright	51.000	76	27Gam Cas	2.3000	30000.	102	29037	No
123	GOM_NL__2PRFIN20070919_154850_000000462061_00426_29037_6814.N1	19-SEP-2007 15:48:50	Bright	46.000	24	66Alp Gem	1.5800	10200.	92	29037	No
124	GOM_NL__2PRFIN20070919_155751_000000562061_00426_29037_6815.N1	19-SEP-2007 15:57:51	Dark	56.000	8	10Alp CMi	0.40000	6500.0	112	29037	No
125	GOM_NL__2PRFIN20070919_160724_000000692061_00426_29037_6816.N1	19-SEP-2007 16:07:24	Dark	68.500	1	9Alp CMa	-1.4400	11000.	137	29037	No
126	GOM_NL__2PRFIN20070919_160926_000000562061_00426_29037_6817.N1	19-SEP-2007 16:09:26	Dark	55.500	23	21Eps CMa	1.5020	26000.	111	29037	No
127	GOM_NL__2PRFIN20070919_161543_000000552061_00427_29038_6840.N1	19-SEP-2007 16:15:43	Dark	54.500	108	Alp Col	2.6520	15200.	109	29038	No
128	GOM_NL__2PRFIN20070919_162731_000000542061_00427_29038_6841.N1	19-SEP-2007 16:27:31	Straylight	53.500	157	The1Eri	2.9060	9300.0	107	29038	No
129	GOM_NL__2PRFIN20070919_163244_000000512061_00427_29038_6842.N1	19-SEP-2007 16:32:44	Straylight	50.500	84	Alp Phe	2.3970	4500.0	101	29038	No
130	GOM_NL__2PRFIN20070919_164012_000000582061_00427_29038_6843.N1	19-SEP-2007 16:40:12	Twi_and_stray	57.500	52	16Bet Cet	2.0370	4500.0	115	29038	No
131	GOM_NL__2PRFIN20070919_165051_000000392061_00427_29038_6844.N1	19-SEP-2007 16:50:51	Bright	38.500	90	54Alp Peg	2.4870	11000.	77	29038	No
132	GOM_NL__2PRFIN20070919_165440_000000392061_00427_29038_6845.N1	19-SEP-2007 16:54:40	Bright	39.000	93	53Bet Peg	2.5200	3100.0	78	29038	No
133	GOM_NL__2PRFIN20070919_165625_000000462061_00427_29038_6846.N1	19-SEP-2007 16:56:25	Bright	45.500	58	21Alp And	2.0730	11000.	91	29038	No
134	GOM_NL__2PRFIN20070919_170446_000000402061_00427_29038_6847.N1	19-SEP-2007 17:04:46	Bright	40.000	74	11Bet Cas	2.2680	6600.0	80	29038	No
135	GOM_NL__2PRFIN20070919_170628_000000422061_00427_29038_6848.N1	19-SEP-2007 17:06:28	Bright	41.500	76	27Gam Cas	2.3000	30000.	83	29038	No
136	GOM_NL__2PRFIN20070919_172927_000000652061_00427_29038_6849.N1	19-SEP-2007 17:29:27	Bright	65.000	24	66Alp Gem	1.5800	10200.	130	29038	No
137	GOM_NL__2PRFIN20070919_173828_000000592061_00427_29038_6850.N1	19-SEP-2007 17:38:28	Dark	59.000	8	10Alp CMi	0.40000	6500.0	118	29038	No
138	GOM_NL__2PRFIN20070919_174802_000000742061_00427_29038_6851.N1	19-SEP-2007 17:48:02	Dark	73.500	1	9Alp CMa	-1.4400	11000.	147	29038	No
139	GOM_NL__2PRFIN20070919_175003_000000522061_00427_29038_6852.N1	19-SEP-2007 17:50:03	Dark	52.000	23	21Eps CMa	1.5020	26000.	104	29038	No
140	GOM_NL__2PRFIN20070919_175620_000000552061_00428_29039_6852.N1	19-SEP-2007 17:56:20	Dark	54.500	108	Alp Col	2.6520	15200.	109	29039	No
141	GOM_NL__2PRFIN20070919_180808_000000522061_00428_29039_6853.N1	19-SEP-2007 18:08:08	Dark	52.000	157	The1Eri	2.9060	9300.0	104	29039	No
142	GOM_NL__2PRFIN20070919_181321_000000462061_00428_29039_6854.N1	19-SEP-2007 18:13:21	Straylight	45.500	84	Alp Phe	2.3970	4500.0	91	29039	No
143	GOM_NL__2PRFIN20070919_182049_000000562061_00428_29039_6855.N1	19-SEP-2007 18:20:49	Twi_and_stray	55.500	52	16Bet Cet	2.0370	4500.0	111	29039	No
144	GOM_NL__2PRFIN20070919_183127_000000402061_00428_29039_6856.N1	19-SEP-2007 18:31:27	Bright	39.500	90	54Alp Peg	2.4870	11000.	79	29039	No
145	GOM_NL__2PRFIN20070919_183515_000000372061_00428_29039_6857.N1	19-SEP-2007 18:35:15	Bright	36.500	93	53Bet Peg	2.5200	3100.0	73	29039	No
146	GOM_NL__2PRFIN20070919_183701_000000442061_00428_29039_6858.N1	19-SEP-2007 18:37:01	Bright	44.000	58	21Alp And	2.0730	11000.	88	29039	No
147	GOM_NL__2PRFIN20070919_184521_000000402061_00428_29039_6859.N1	19-SEP-2007 18:45:21	Bright	39.500	74	11Bet Cas	2.2680	6600.0	79	29039	No
148	GOM_NL__2PRFIN20070919_184703_000000392061_00428_29039_6860.N1	19-SEP-2007 18:47:03	Bright	39.000	76	27Gam Cas	2.3000	30000.	78	29039	No
149	GOM_NL__2PRFIN20070919_191003_000000462061_00428_29039_6861.N1	19-SEP-2007 19:10:03	Bright	45.500	24	66Alp Gem	1.5800	10200.	91	29039	No
150	GOM_NL__2PRFIN20070919_191905_000000572061_00428_29039_6862.N1	19-SEP-2007 19:19:05	Dark	57.000	8	10Alp CMi	0.40000	6500.0	114	29039	No
151	GOM_NL__2PRFIN20070919_192839_000000682061_00428_29039_6863.N1	19-SEP-2007 19:28:39	Dark	67.500	1	9Alp CMa	-1.4400	11000.	135	29039	No
152	GOM_NL__2PRFIN20070919_193039_000000462061_00428_29039_6864.N1	19-SEP-2007 19:30:39	Dark	46.000	23	21Eps CMa	1.5020	26000.	92	29039	No
153	GOM_NL__2PRFIN20070919_193657_000000542061_00429_29040_6863.N1	19-SEP-2007 19:36:57	Dark	53.500	108	Alp Col	2.6520	15200.	107	29040	No
154	GOM_NL__2PRFIN20070919_194845_000000552061_00429_29040_6864.N1	19-SEP-2007 19:48:45	Straylight	55.000	157	The1Eri	2.9060	9300.0	110	29040	No
155	GOM_NL__2PRFIN20070919_195357_000000432061_00429_29040_6865.N1	19-SEP-2007 19:53:57	Straylight	43.000	84	Alp Phe	2.3970	4500.0	86	29040	No
156	GOM_NL__2PRFIN20070919_200125_000000552061_00429_29040_6866.N1	19-SEP-2007 20:01:25	Twi_and_stray	55.000	52	16Bet Cet	2.0370	4500.0	110	29040	No
157	GOM_NL__2PRFIN20070919_201203_000000392061_00429_29040_6867.N1	19-SEP-2007 20:12:03	Bright	38.500	90	54Alp Peg	2.4870	11000.	77	29040	No
158	GOM_NL__2PRFIN20070919_201551_000000382061_00429_29040_6868.N1	19-SEP-2007 20:15:51	Bright	38.000	93	53Bet Peg	2.5200	3100.0	76	29040	No
159	GOM_NL__2PRFIN20070919_201736_000000432061_00429_29040_6869.N1	19-SEP-2007 20:17:36	Bright	42.500	58	21Alp And	2.0730	11000.	85	29040	No
160	GOM_NL__2PRFIN20070919_202557_000000412061_00429_29040_6870.N1	19-SEP-2007 20:25:57	Bright	40.500	74	11Bet Cas	2.2680	6600.0	81	29040	No

161	GOM_NL__2PRFIN20070919_202739_000000432061_00429_29040_6871.N1	19-SEP-2007 20:27:39	Bright	43.000	76	27Gam Cas	2.3000	30000.	86	29040	No
162	GOM_NL__2PRFIN20070919_205039_000000452061_00429_29040_6872.N1	19-SEP-2007 20:50:39	Bright	45.000	24	66Alp Gem	1.5800	10200.	90	29040	No
163	GOM_NL__2PRFIN20070919_205941_000000662061_00429_29040_6873.N1	19-SEP-2007 20:59:41	Dark	66.000	8	10Alp CMi	0.40000	6500.0	132	29040	No
164	GOM_NL__2PRFIN20070919_210916_000000702061_00429_29040_6874.N1	19-SEP-2007 21:09:16	Dark	70.000	1	9Alp CMa	-1.4400	11000.	140	29040	No
165	GOM_NL__2PRFIN20070919_211116_000000472061_00429_29040_6875.N1	19-SEP-2007 21:11:16	Dark	46.500	23	21Eps CMa	1.5020	26000.	93	29040	No
166	GOM_NL__2PRFIN20070919_211735_000000512061_00430_29041_6879.N1	19-SEP-2007 21:17:35	Dark	50.500	108	Alp Col	2.6520	15200.	101	29041	No
167	GOM_NL__2PRFIN20070919_212922_000000542061_00430_29041_6880.N1	19-SEP-2007 21:29:22	Straylight	53.500	157	The1Eri	2.9060	9300.0	107	29041	No
168	GOM_NL__2PRFIN20070919_213433_000000462061_00430_29041_6881.N1	19-SEP-2007 21:34:33	Straylight	46.000	84	Alp Phe	2.3970	4500.0	92	29041	No
169	GOM_NL__2PRFIN20070919_214201_000000542061_00430_29041_6882.N1	19-SEP-2007 21:42:01	Twilight_and_stray	54.000	52	16Bet Cet	2.0370	4500.0	108	29041	No
170	GOM_NL__2PRFIN20070919_215239_000000372061_00430_29041_6883.N1	19-SEP-2007 21:52:39	Bright	37.000	90	54Alp Peg	2.4870	11000.	74	29041	No
171	GOM_NL__2PRFIN20070919_215627_000000422061_00430_29041_6884.N1	19-SEP-2007 21:56:27	Bright	41.500	93	53Bet Peg	2.5200	3100.0	83	29041	No
172	GOM_NL__2PRFIN20070919_215811_000000452061_00430_29041_6885.N1	19-SEP-2007 21:58:11	Bright	45.000	58	21Alp And	2.0730	11000.	90	29041	No
173	GOM_NL__2PRFIN20070919_220632_000000422061_00430_29041_6886.N1	19-SEP-2007 22:06:32	Bright	41.500	74	11Bet Cas	2.2680	6600.0	83	29041	No
174	GOM_NL__2PRFIN20070919_220814_000000412061_00430_29041_6887.N1	19-SEP-2007 22:08:14	Bright	41.000	76	27Gam Cas	2.3000	30000.	82	29041	No
175	GOM_NL__2PRFIN20070919_223115_000000652061_00430_29041_6888.N1	19-SEP-2007 22:31:15	Bright	65.000	24	66Alp Gem	1.5800	10200.	130	29041	No
176	GOM_NL__2PRFIN20070919_224017_000000552061_00430_29041_6889.N1	19-SEP-2007 22:40:17	Dark	54.500	8	10Alp CMi	0.40000	6500.0	109	29041	No
177	GOM_NL__2PRFIN20070919_224953_000000602061_00430_29041_6890.N1	19-SEP-2007 22:49:53	Dark	60.000	1	9Alp CMa	-1.4400	11000.	120	29041	No
178	GOM_NL__2PRFIN20070919_225153_000000472061_00430_29041_6891.N1	19-SEP-2007 22:51:53	Dark	46.500	23	21Eps CMa	1.5020	26000.	93	29041	No
179	GOM_NL__2PRFIN20070919_225812_000000532061_00431_29042_6890.N1	19-SEP-2007 22:58:12	Dark	52.500	108	Alp Col	2.6520	15200.	105	29042	No
180	GOM_NL__2PRFIN20070919_230959_000000542061_00431_29042_6891.N1	19-SEP-2007 23:09:59	Straylight	54.000	157	The1Eri	2.9060	9300.0	108	29042	No
181	GOM_NL__2PRFIN20070919_231509_000000442061_00431_29042_6892.N1	19-SEP-2007 23:15:09	Straylight	44.000	84	Alp Phe	2.3970	4500.0	88	29042	No
182	GOM_NL__2PRFIN20070919_232237_000000582061_00431_29042_6893.N1	19-SEP-2007 23:22:37	Twilight_and_stray	58.000	52	16Bet Cet	2.0370	4500.0	116	29042	No
183	GOM_NL__2PRFIN20070919_233314_000000372061_00431_29042_6894.N1	19-SEP-2007 23:33:14	Bright	36.500	90	54Alp Peg	2.4870	11000.	73	29042	No
184	GOM_NL__2PRFIN20070919_233703_000000392061_00431_29042_6895.N1	19-SEP-2007 23:37:03	Bright	39.000	93	53Bet Peg	2.5200	3100.0	78	29042	No
185	GOM_NL__2PRFIN20070919_233847_000000442061_00431_29042_6896.N1	19-SEP-2007 23:38:47	Bright	44.000	58	21Alp And	2.0730	11000.	88	29042	No
186	GOM_NL__2PRFIN20070919_234708_000000412061_00431_29042_6897.N1	19-SEP-2007 23:47:08	Bright	40.500	74	11Bet Cas	2.2680	6600.0	81	29042	No
187	GOM_NL__2PRFIN20070919_234849_000000412061_00431_29042_6898.N1	19-SEP-2007 23:48:49	Bright	41.000	76	27Gam Cas	2.3000	30000.	82	29042	No

3. Quality information per product

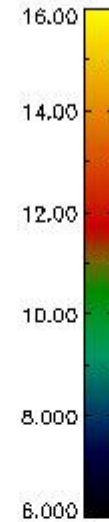
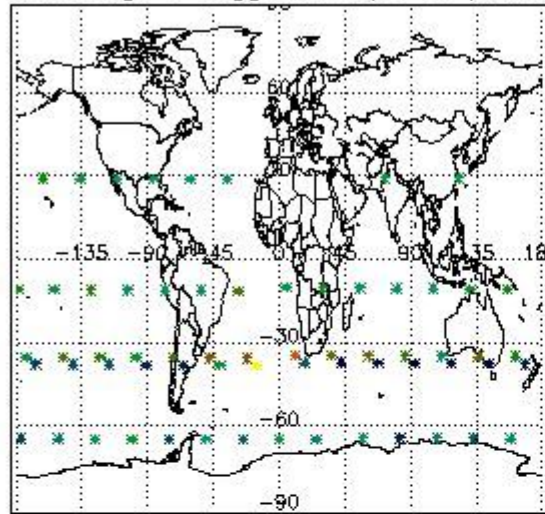
In this section it is plotted some information contained in the Quality Summary data set of the level 2 products. Only products in dark limb conditions and without errors (error flag in the MPH set to "0") are used.

3.1 Plot quality information per product (time dependant)

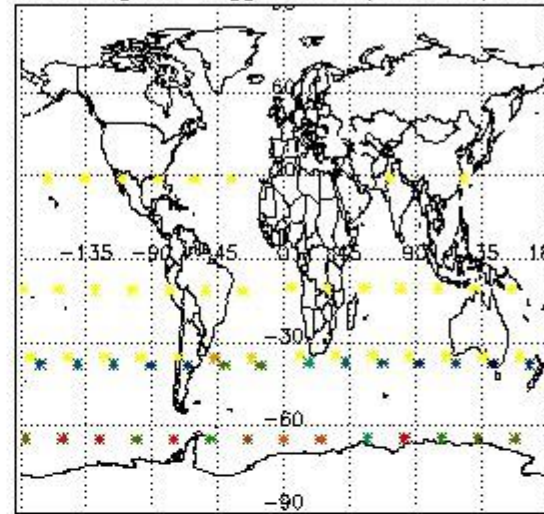


3.2 Plot quality information per product (world map)

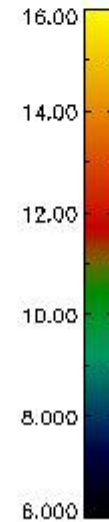
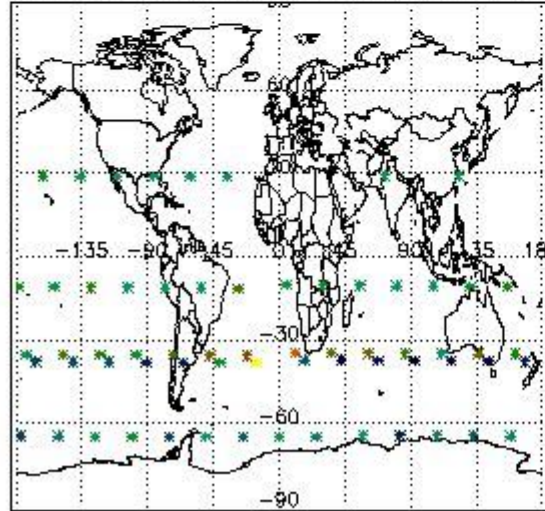
Percentage of flagged data per O3 profile



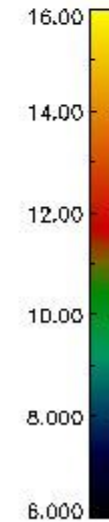
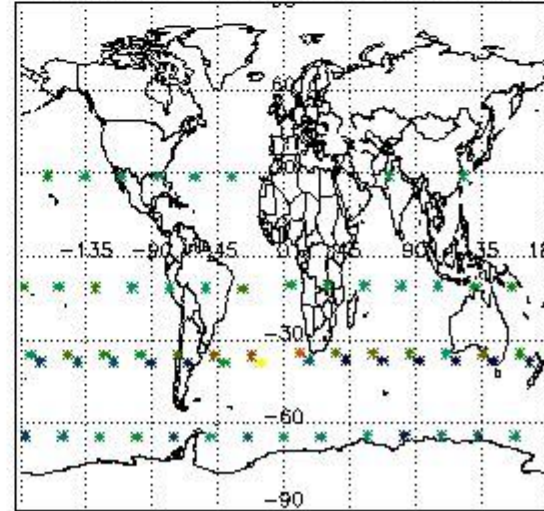
Percentage of flagged data per H2O profile



Percentage of flagged data per NO2 profile



Percentage of flagged data per NO3 profile

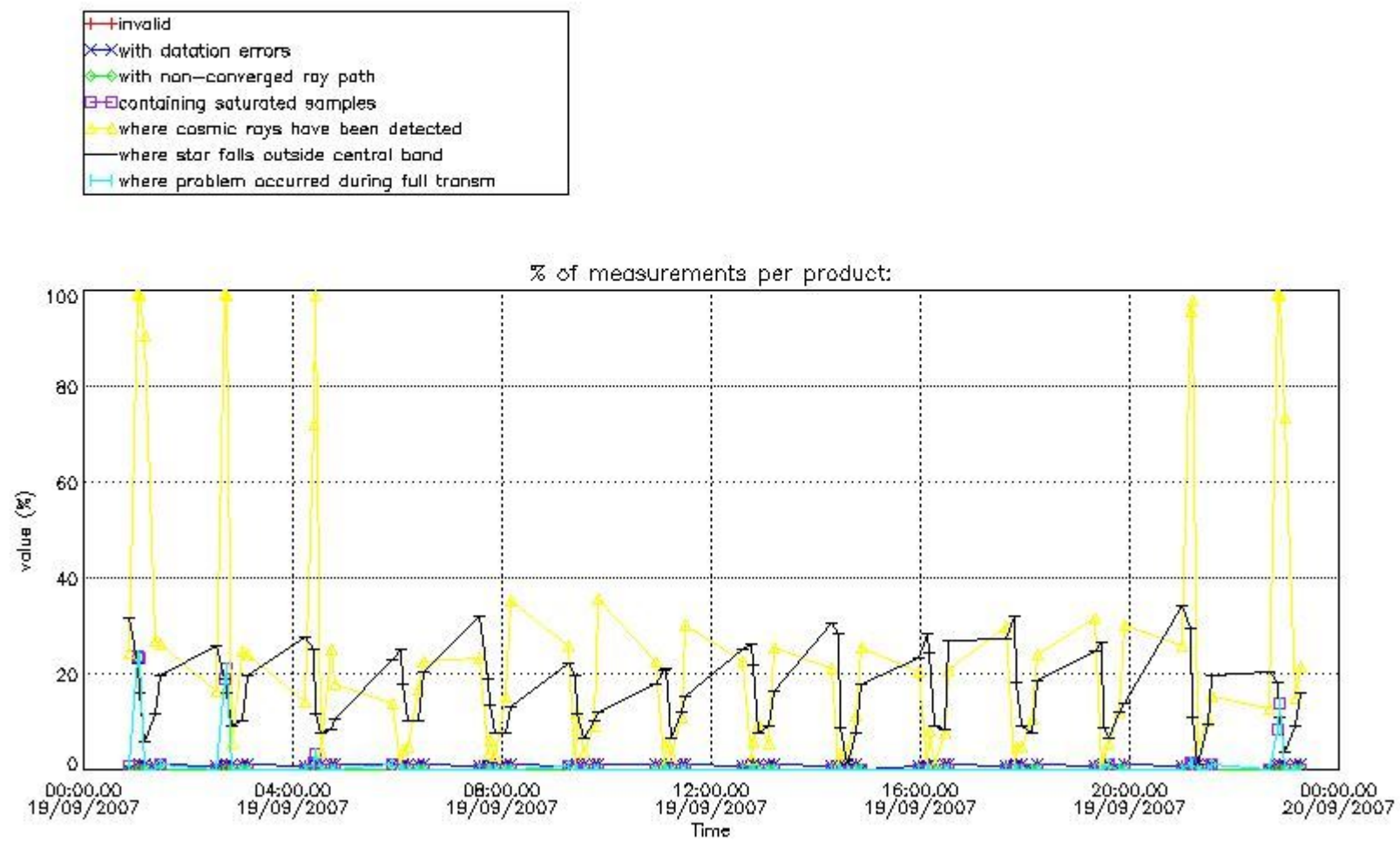


4. Level 1 quality information per product

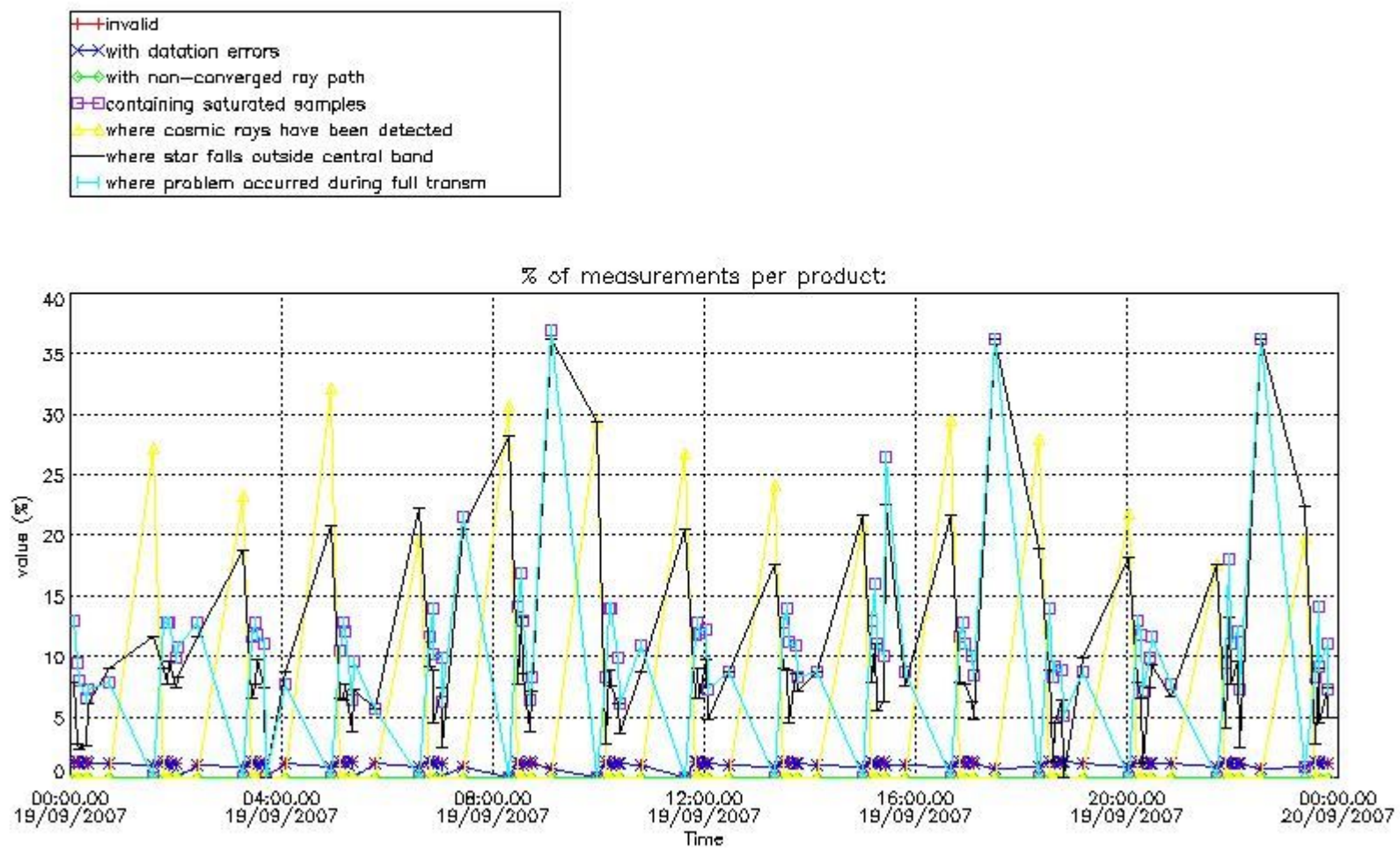
In this section it is plotted some information contained in the Quality Summary data set of the level 2 products that comes from the level 1b processing. Products without errors (error flag in the MPH set to "0") are used.

4.1 Plot quality information per product (time dependant) coming from level 1b processing

4.1.1 Plot level 1 quality information per product (time dependant): ENVISAT ASCENDING passes

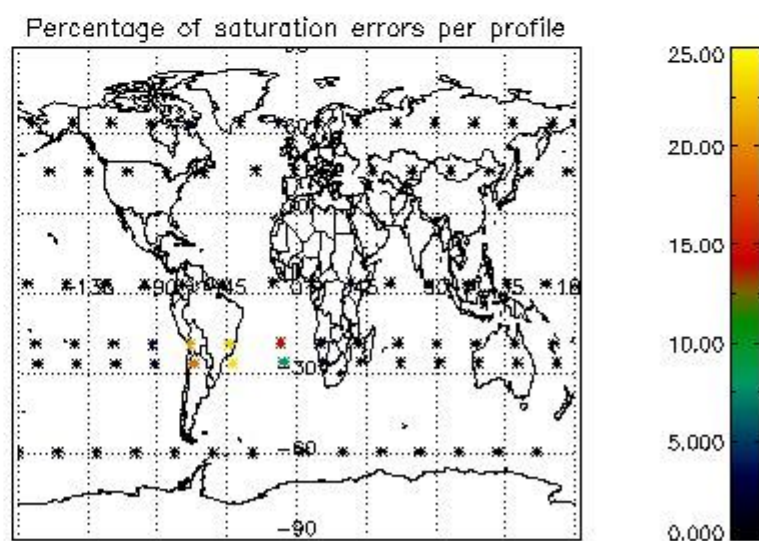
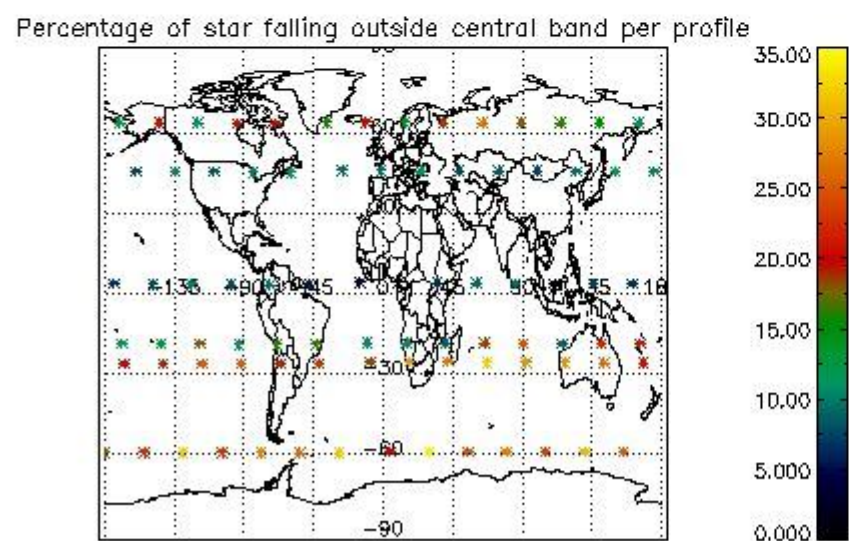
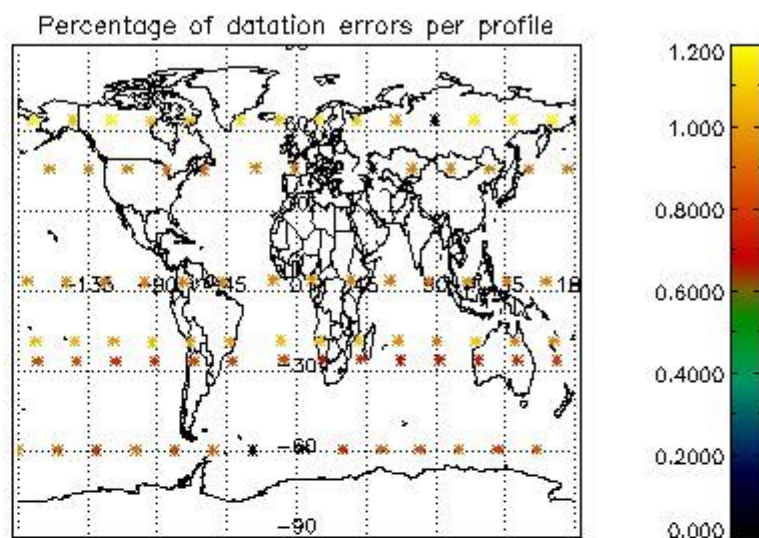
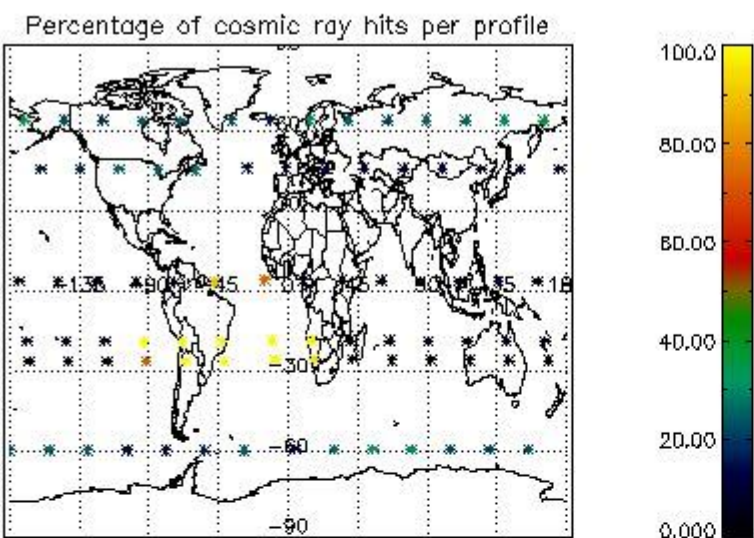


4.1.2 Plot level 1 quality information per product (time dependant): ENVI SAT DESCENDING passes

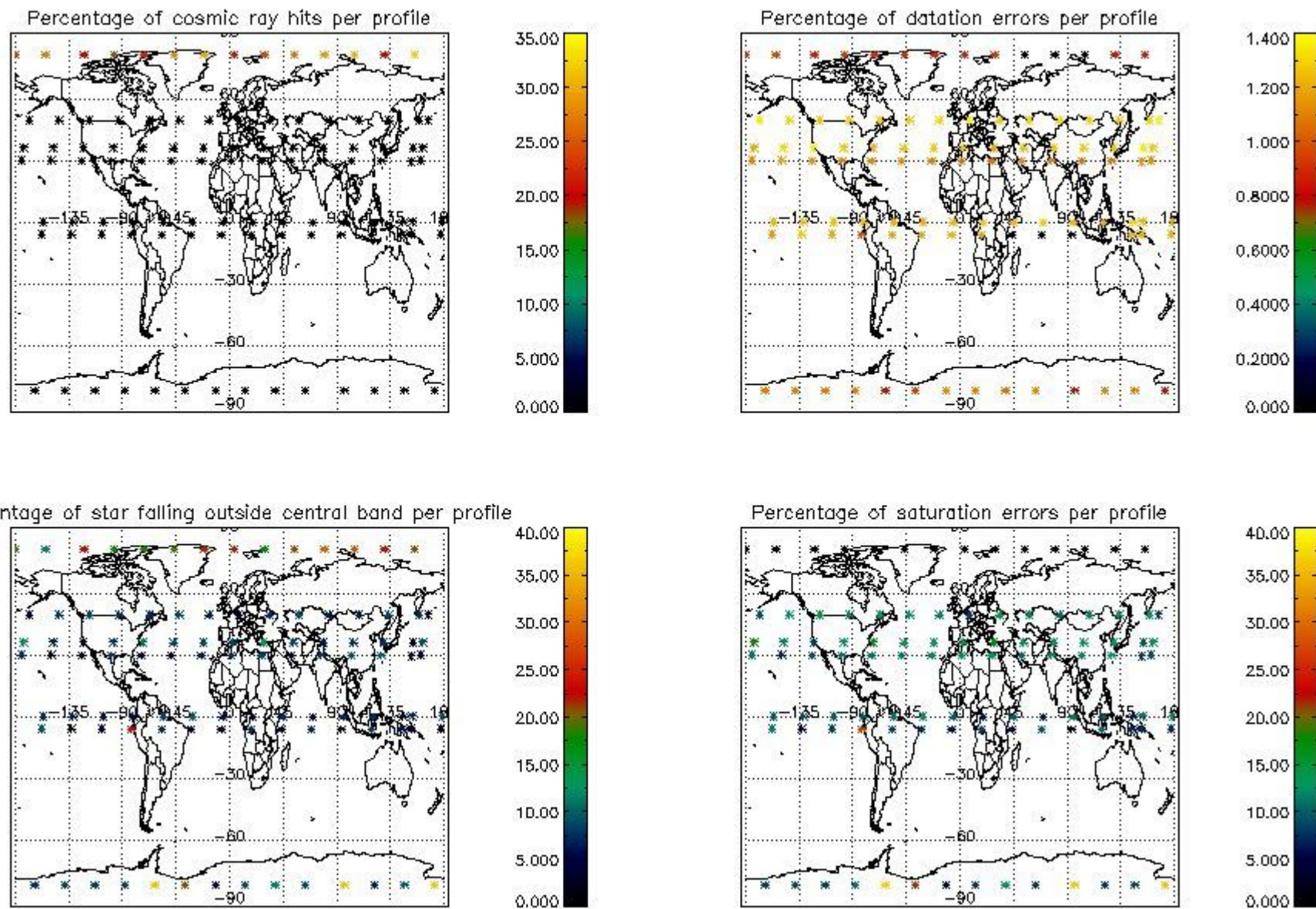


4.2 Plot quality information per product coming from level 1b processing (world map)

4.2.1 Plot level 1 quality information per product (world map): ENVISAT ASCENDING passes



4.2.2 Plot level 1 quality information per product (world map): ENVISAT DESCENDING passes



5. Trace gas profiles

5.1 Ozone statistics based on quality of products

The final quality of the products can be "measured" using the STD (Standard Deviation) attached to every point profile. This information is written to the parameter GOM_NL__2P/NL_LOCAL_SPECIES_DENSITY/o3_std of the level 2 products. The table below shows the statistics for given STD ranges.

The statistics are given with respect to the overall valid production:

- Products without fatal errors: GOM_NL__2P/MPH/PRODUCT_ERR=0
- Valid point profile: GOM_NL__2P/NL_LOCAL_SPECIES_DENSITY/pcd(0)=0

The 'Criteria' is applied to valid points of dark limb products:

- Products in dark limb illumination condition: GOM_NL__2P/NL_SUMMARY_QUALITY/obs_ill_cond=0
- Products without fatal errors: GOM_NL__2P/MPH/PRODUCT_ERR=0
- Valid point profile: GOM_NL__2P/NL_LOCAL_SPECIES_DENSITY/pcd(0)=0

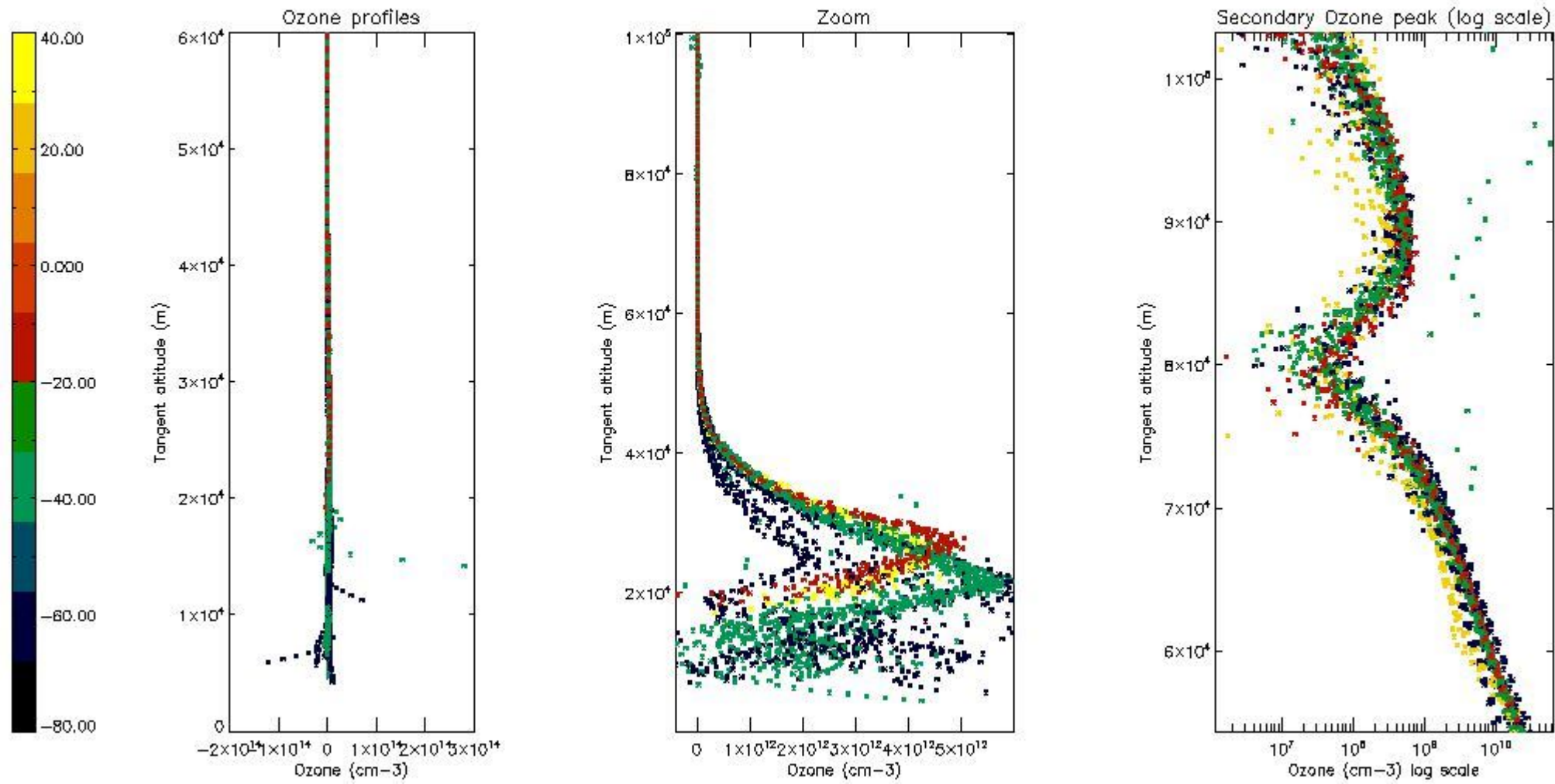
So, the table below shows the percentage of dark limb and valid observations for each criteria with respect to the overall valid daily observations.

Criteria	% of total production
All STD	41
STD < 20	27

STD < 10	23
STD < 5	18

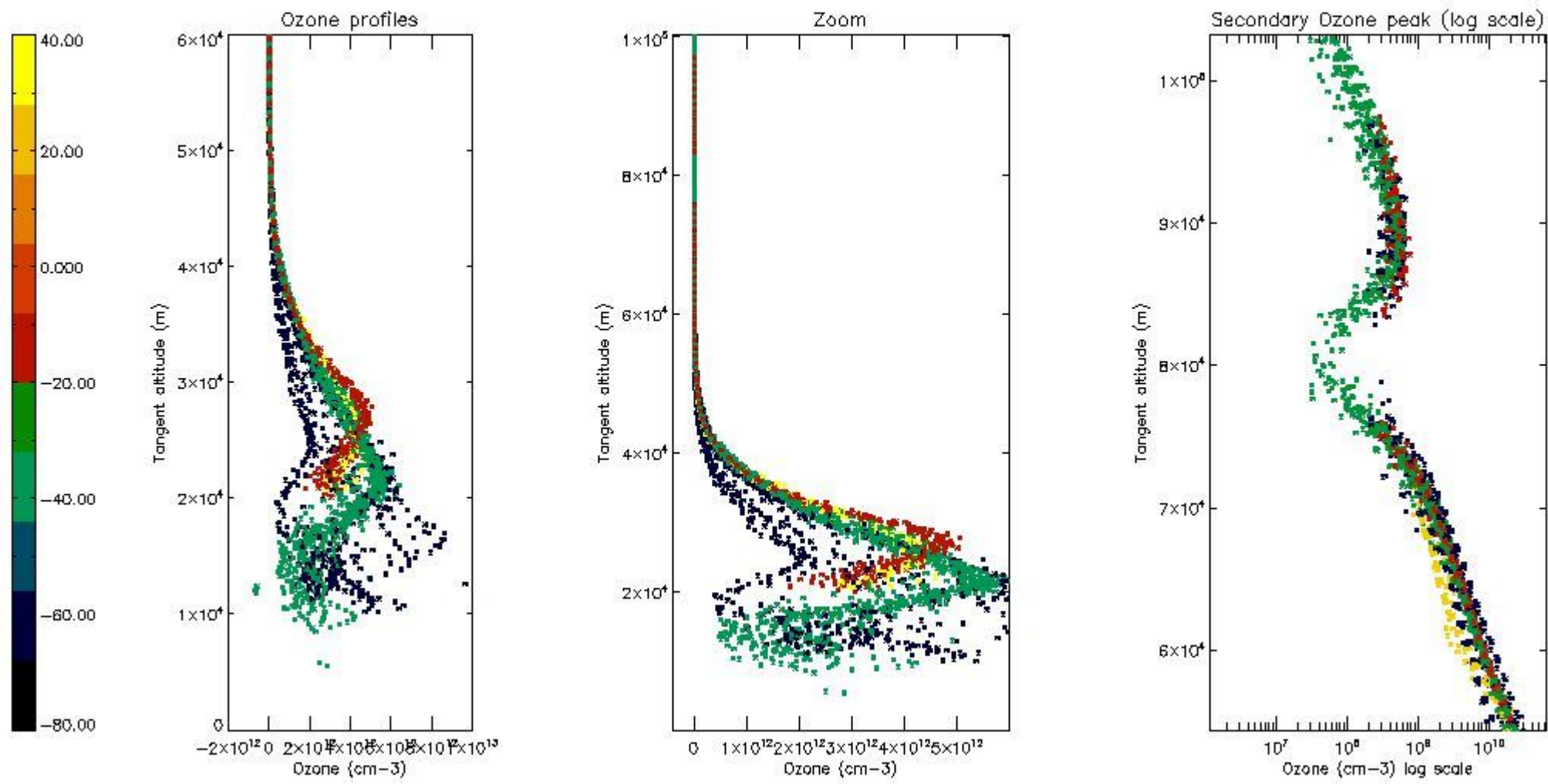
5.2 Plot ozone profiles for all STD (dark without errors)

The colorbar represents the latitude.



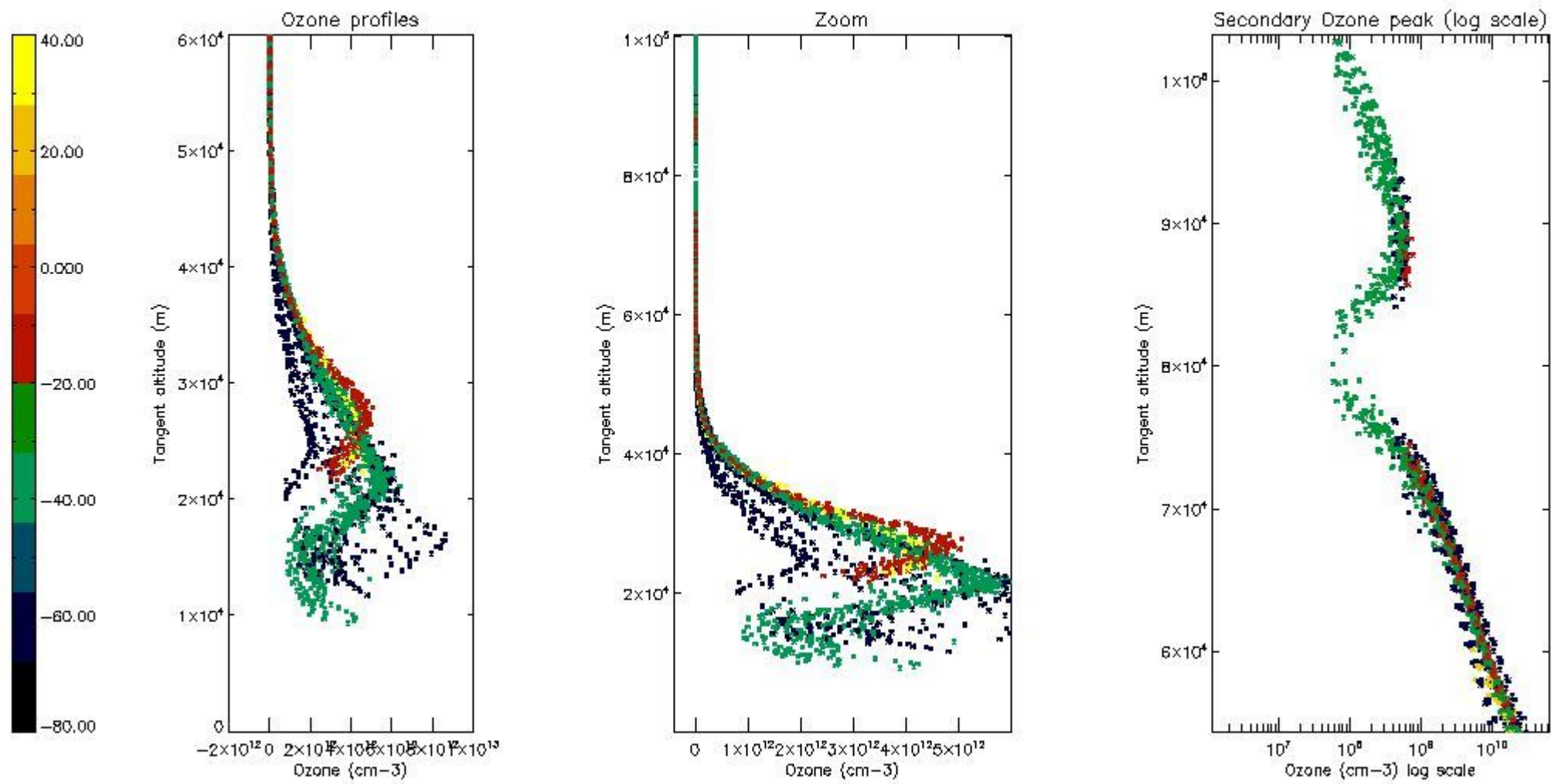
5.3 Plot ozone profiles where STD < 20% (dark without errors)

The colorbar represents the latitude.



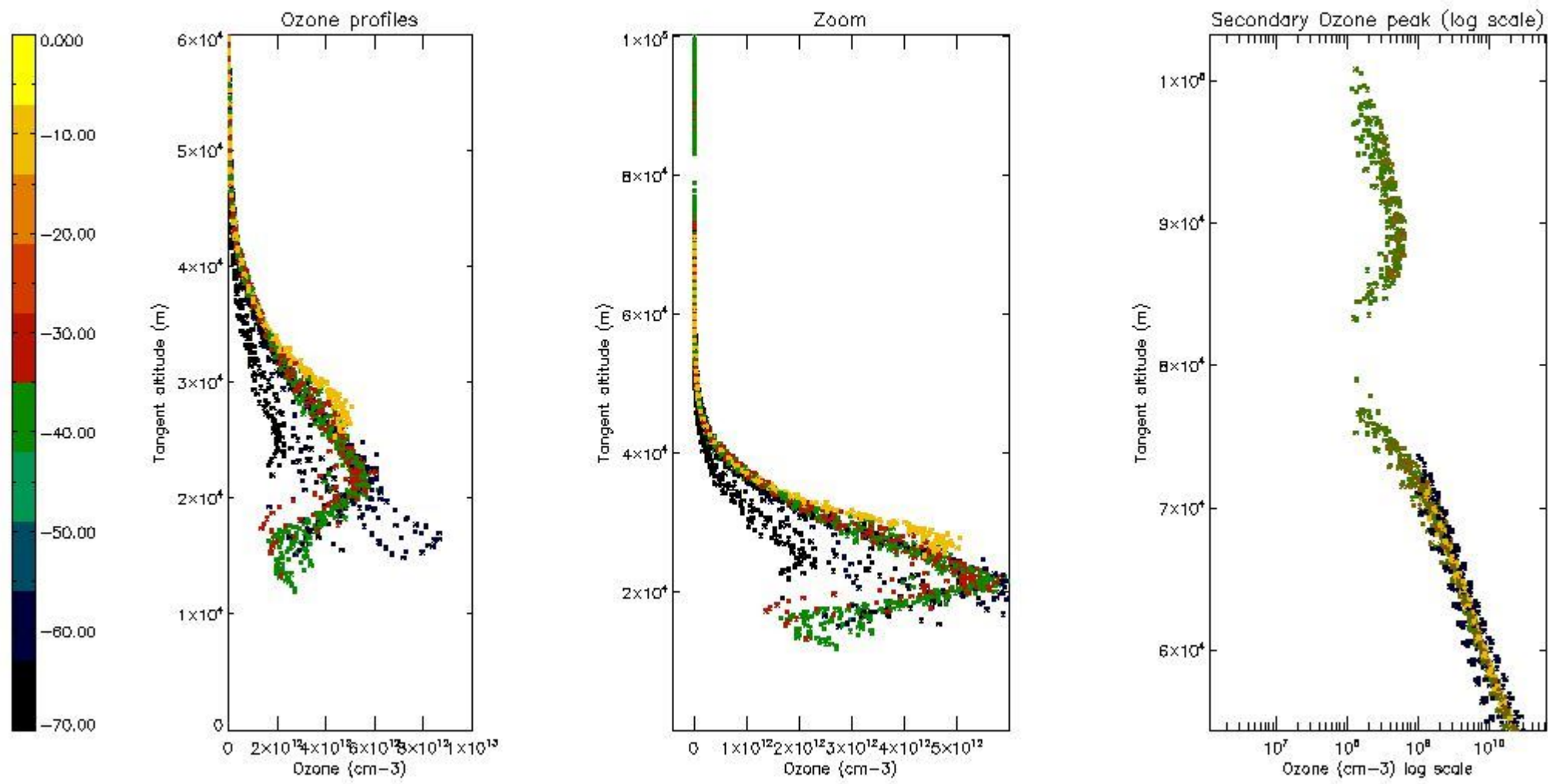
5.4 Plot ozone profiles where STD < 10% (dark without errors)

The colorbar represents the latitude.



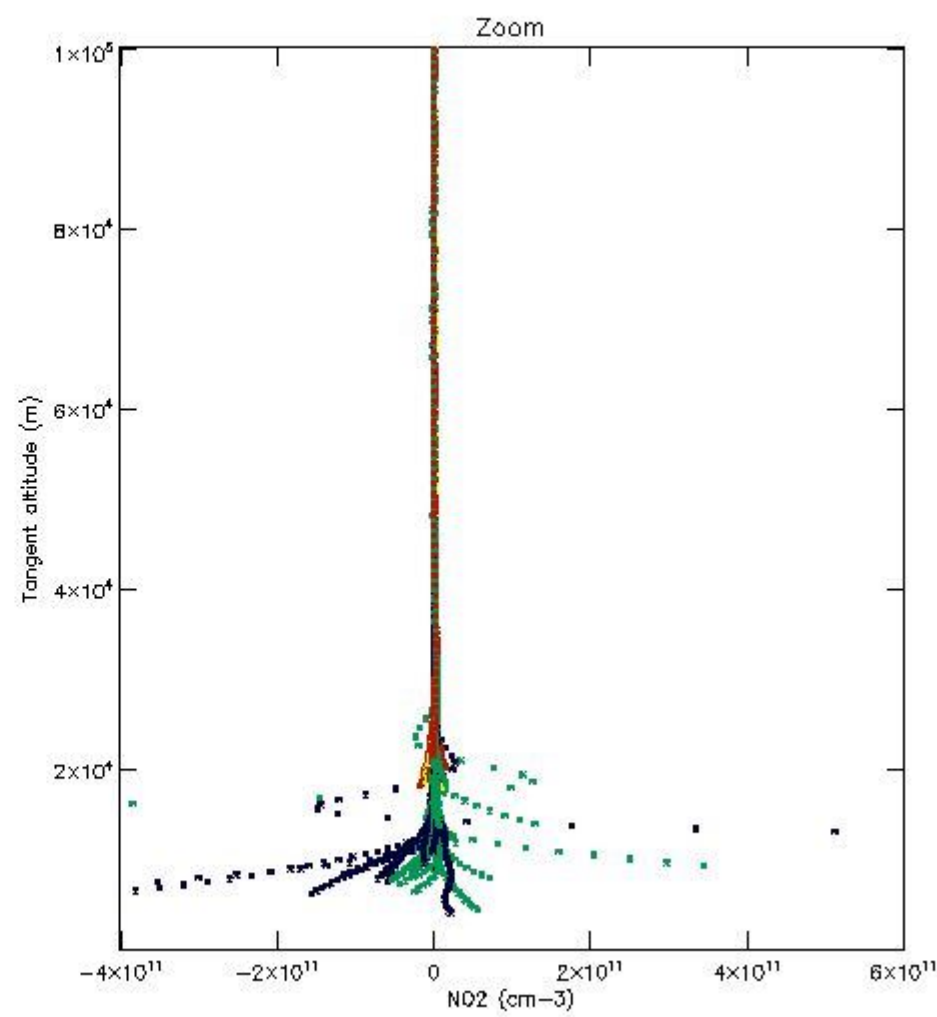
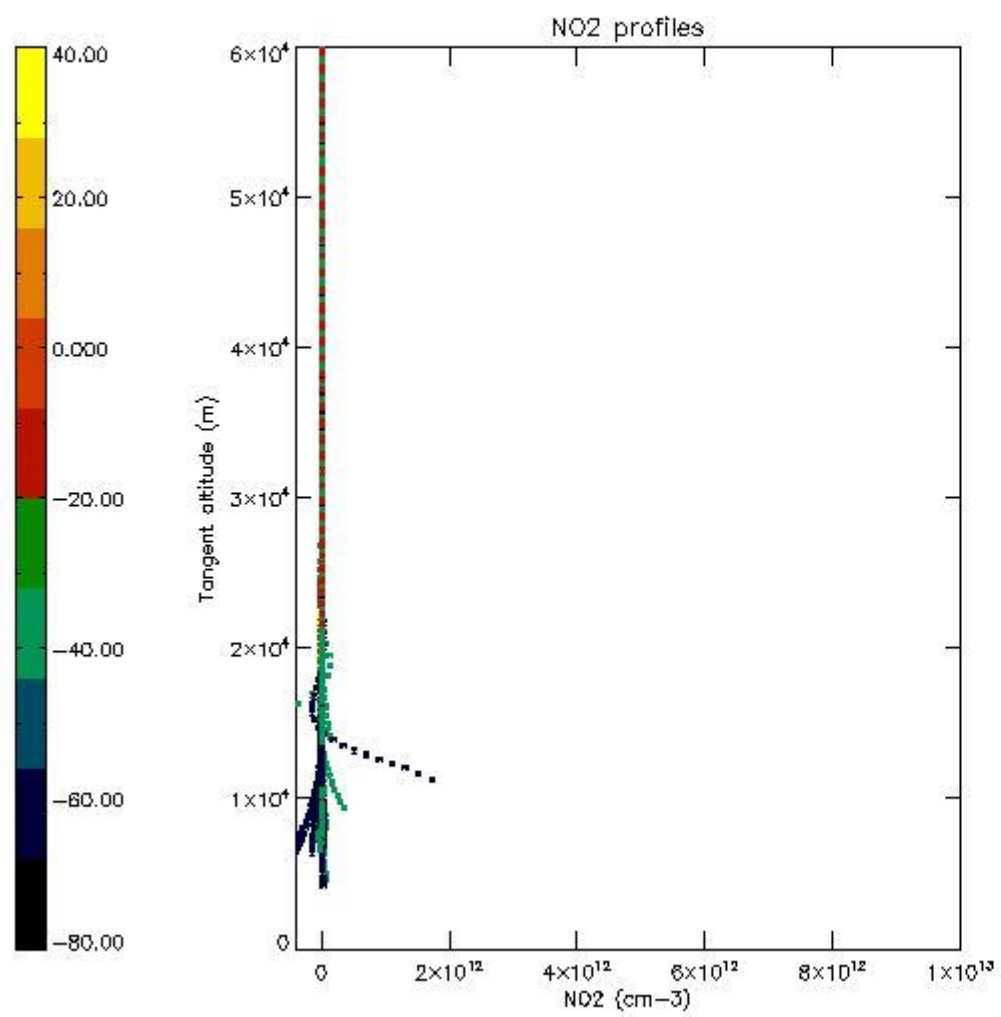
5.5 Plot ozone profiles where $STD < 5\%$ (dark without errors)

The colorbar represents the latitude.



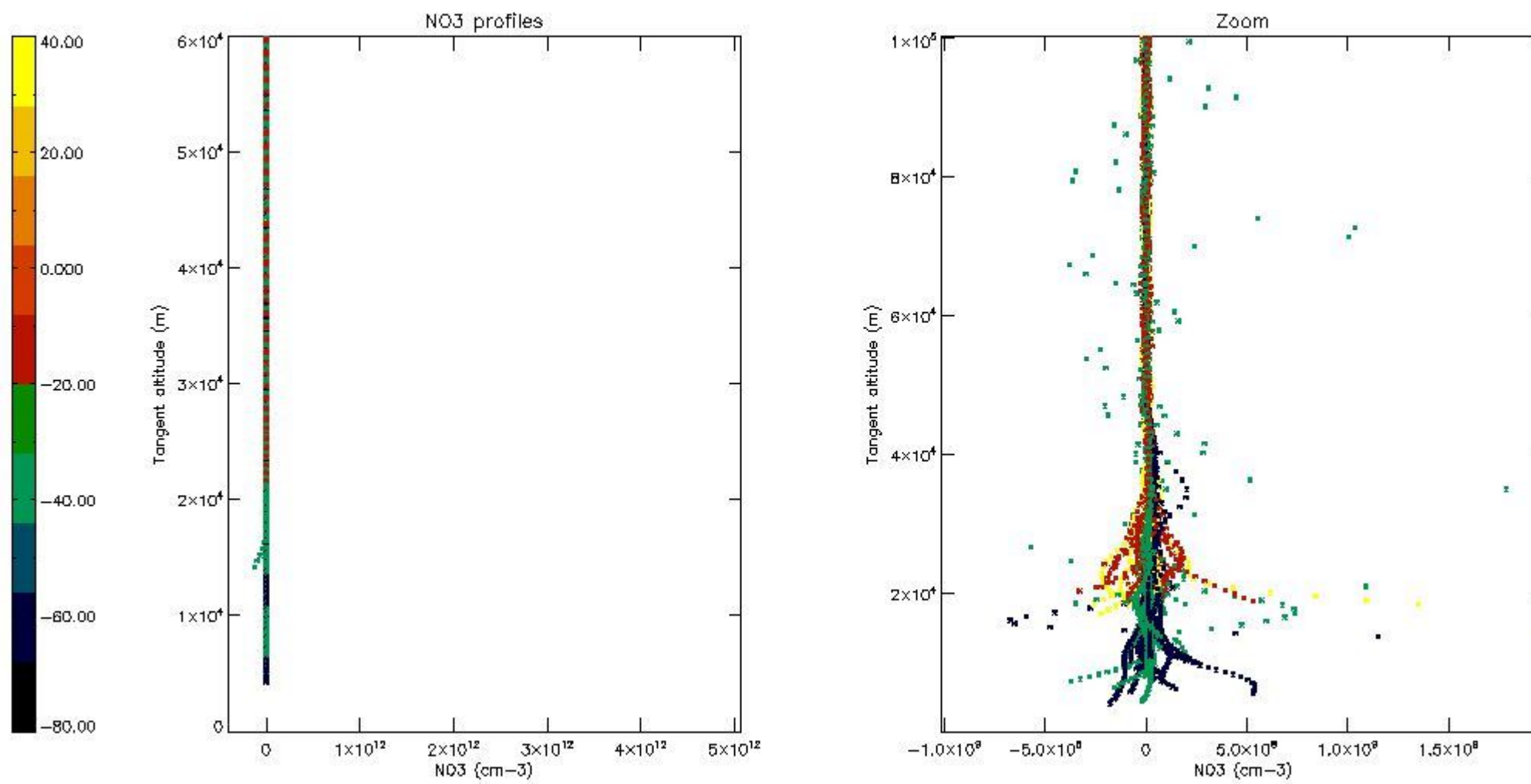
5.6 Plot NO₂ profiles for all STD (dark without errors)

The colorbar represents the latitude.



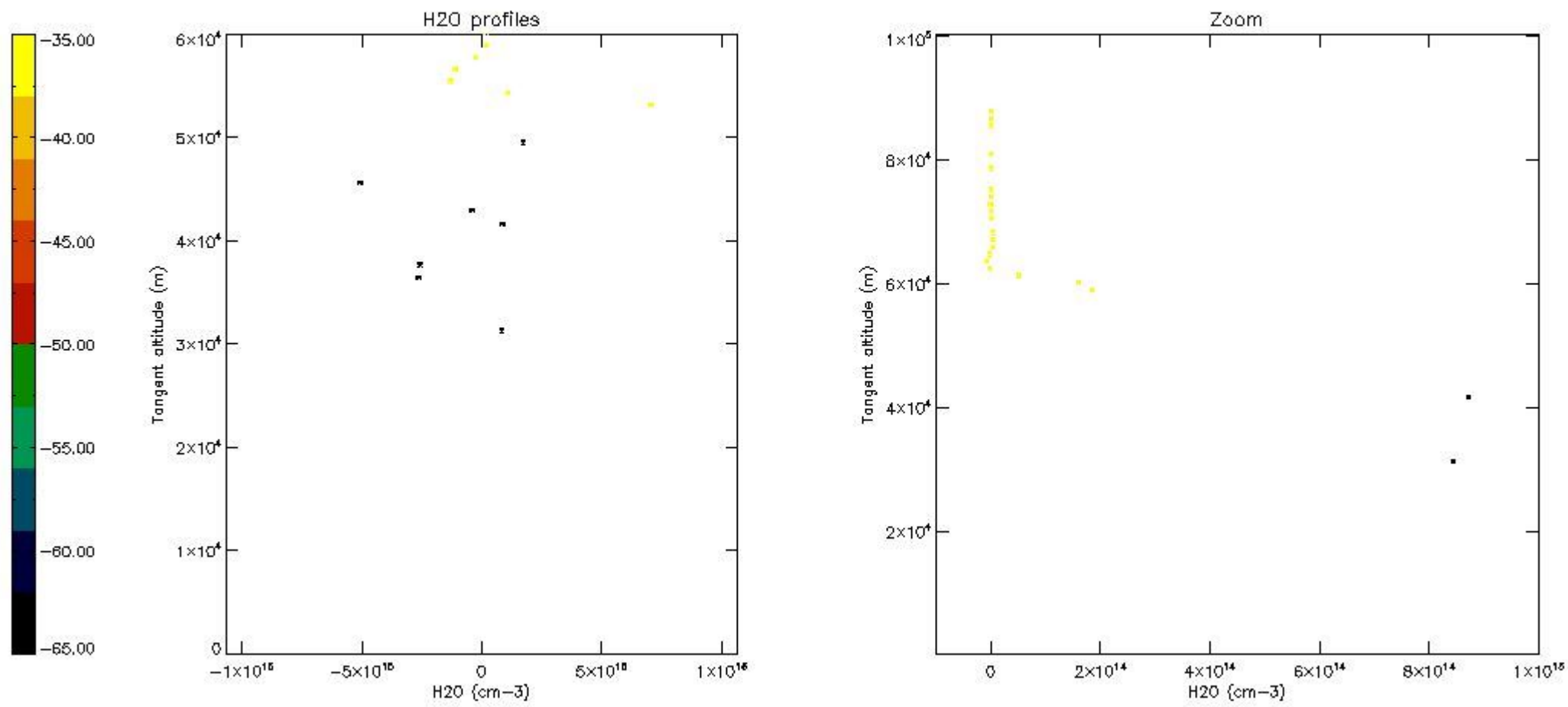
5.7 Plot NO₃ profiles for all STD (dark without errors)

The colorbar represents the latitude.



5.8 Plot H2O profiles for all STD (only for occultations of stars 1,2,3,4,13,14,16,26,63 dark without errors)

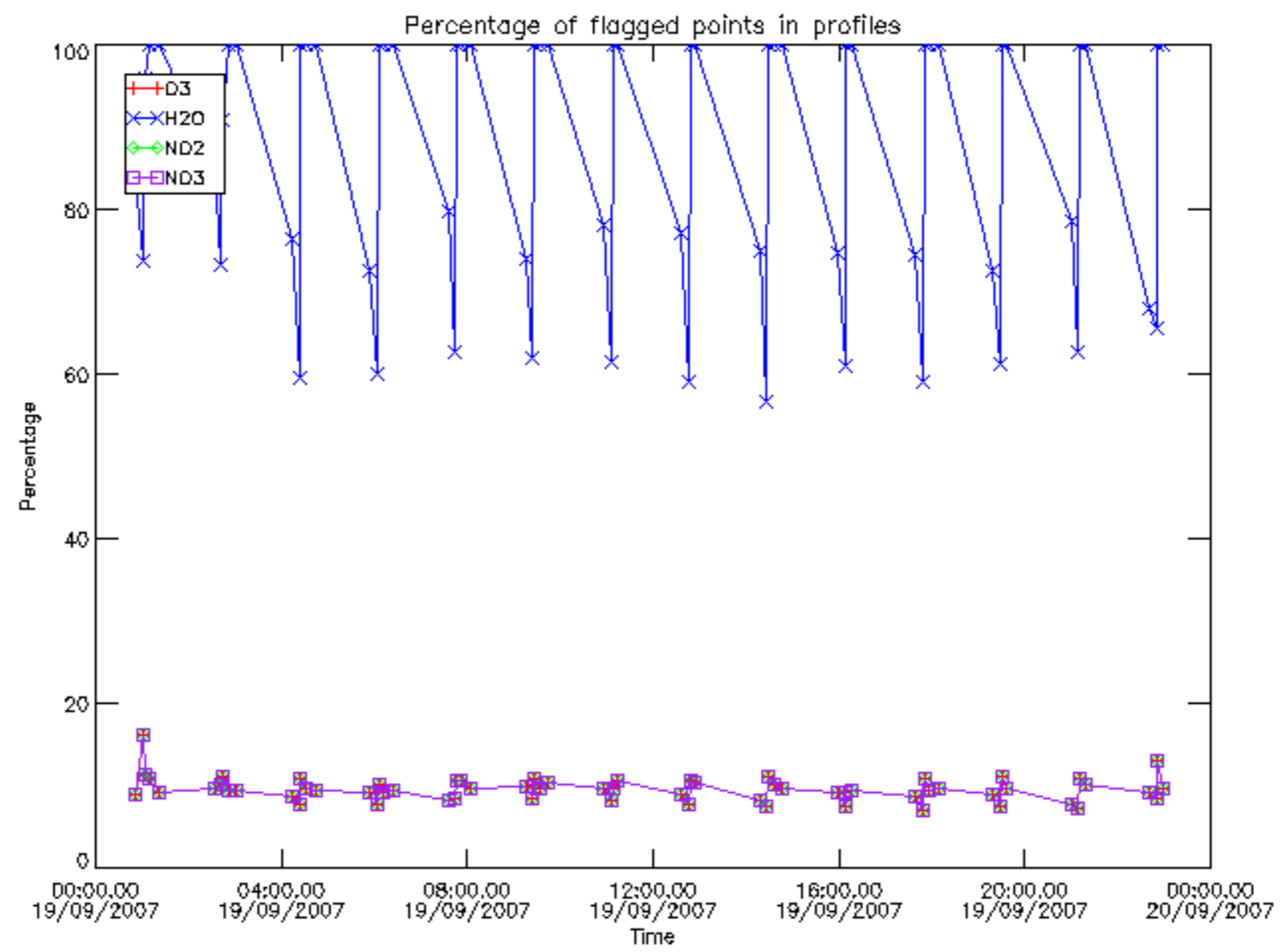
The colorbar represents the latitude.



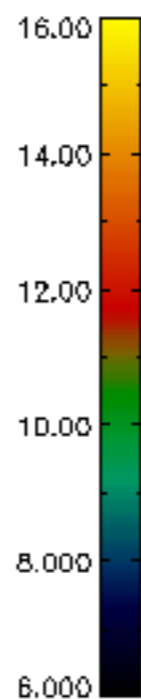
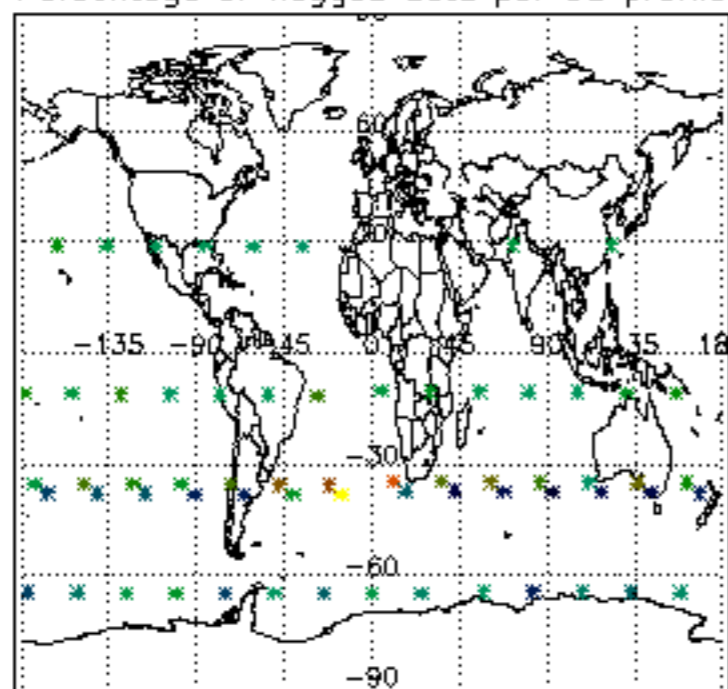
6. Auxiliary Data Files used for the production reported in section 2

The number reported in the third column indicates since which file (see list in section 2) the corresponding auxiliary file has been used. The fourth column is the date of those product files.

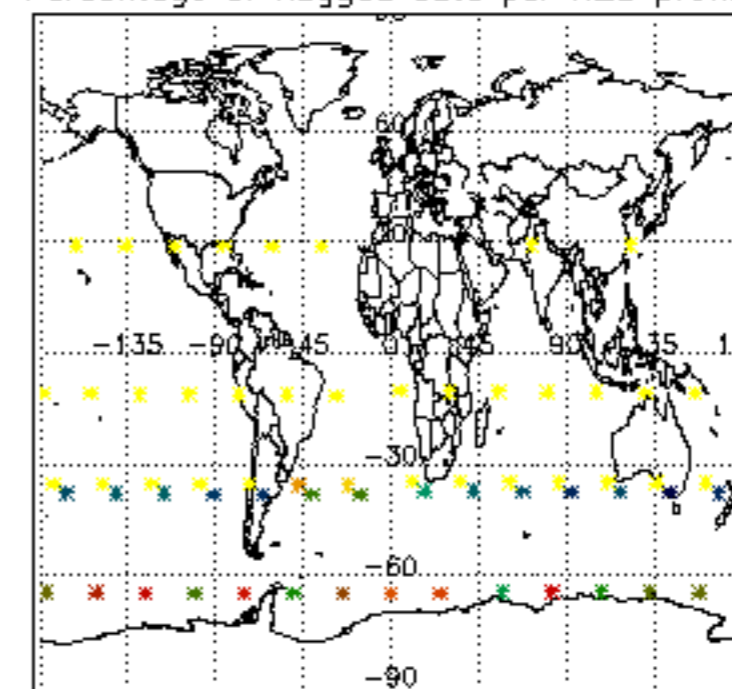
Type	Auxiliary Filename	Used since product	Used since product date
INST_PHYS_CHARACTERISTICS	GOM_INS_AXVIEC20091111_143220_20030716_120000_20500101_000000	1	19-SEP-2007 00:04:53
LEVEL-2_PROC_CONFIG	GOM_PR2_AXVIEC20091111_152718_20020301_000000_20500101_000000	1	19-SEP-2007 00:04:53
CROSS_SECTIONS_FILE	GOM_CRS_AXVIEC20091111_154832_20020301_000000_20500101_000000	1	19-SEP-2007 00:04:53



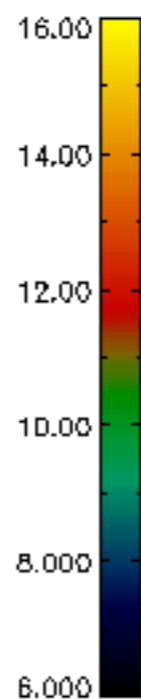
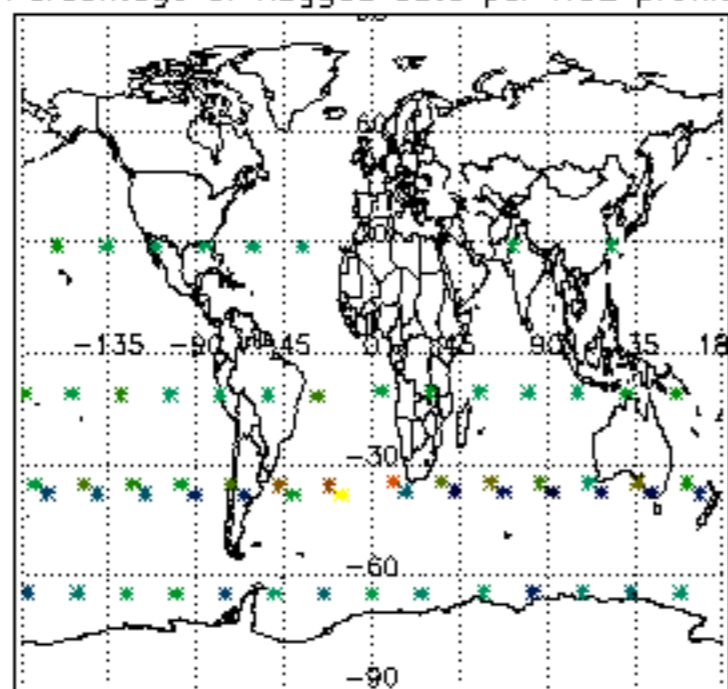
Percentage of flagged data per D3 profile



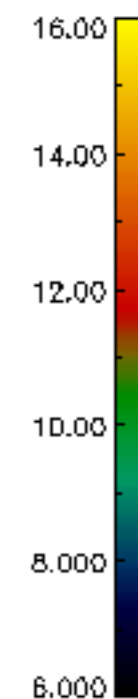
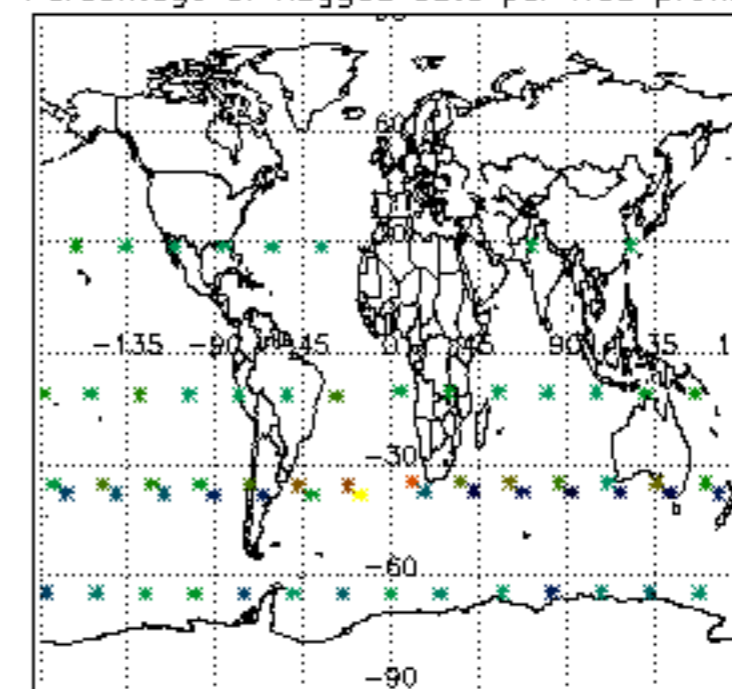
Percentage of flagged data per H2O profile

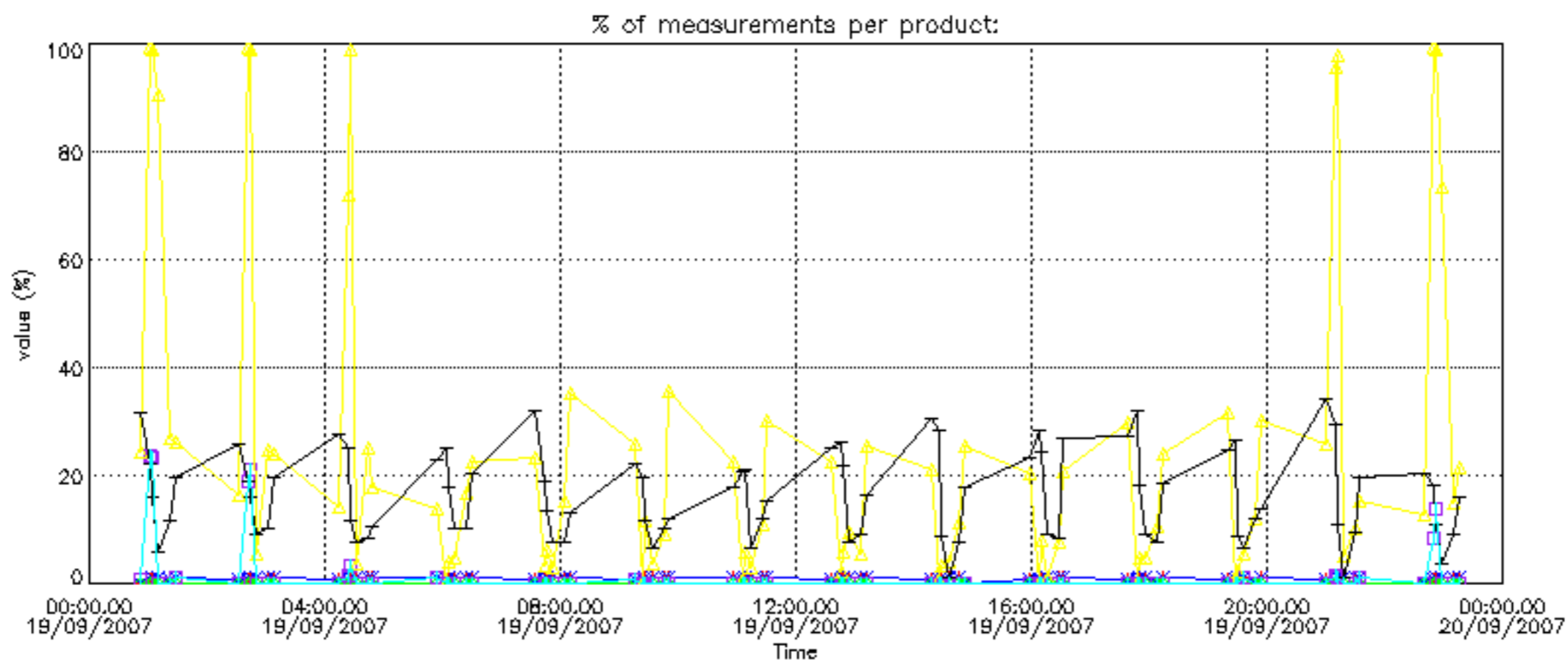


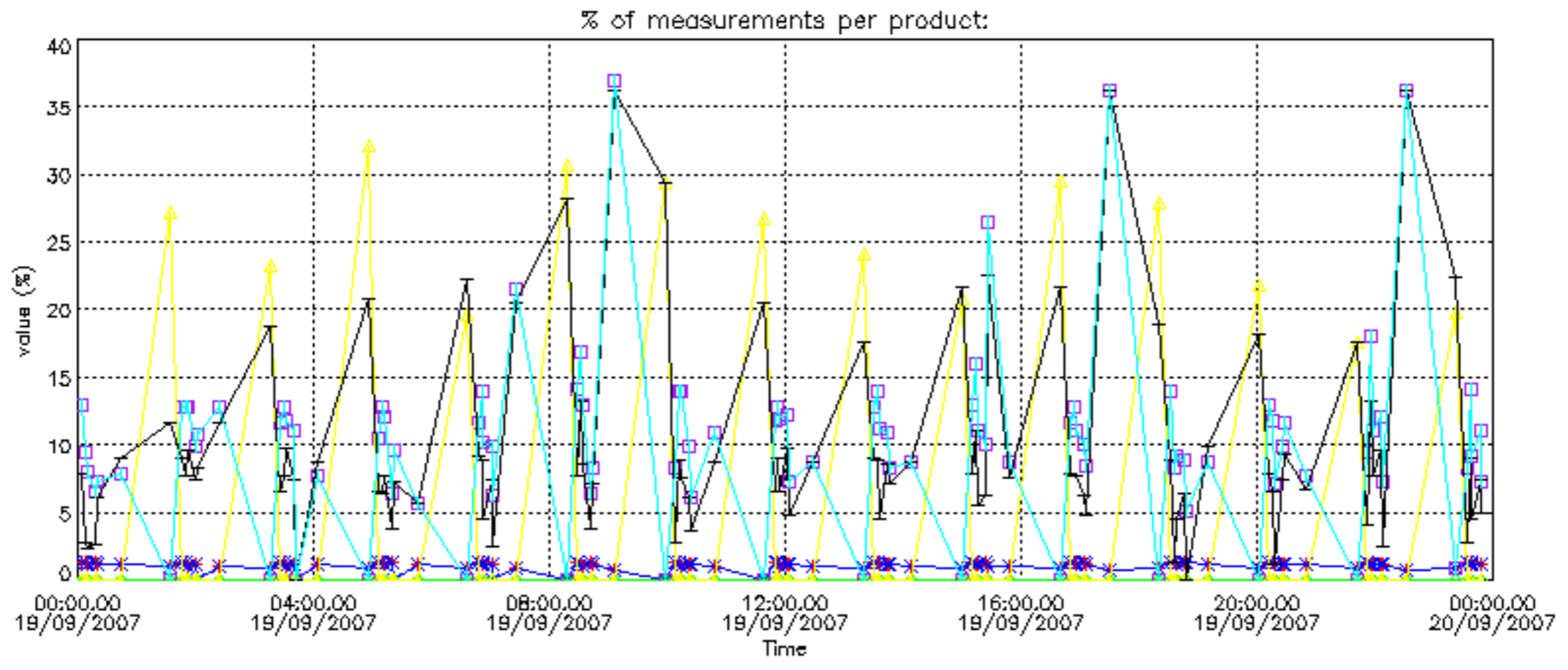
Percentage of flagged data per NO2 profile



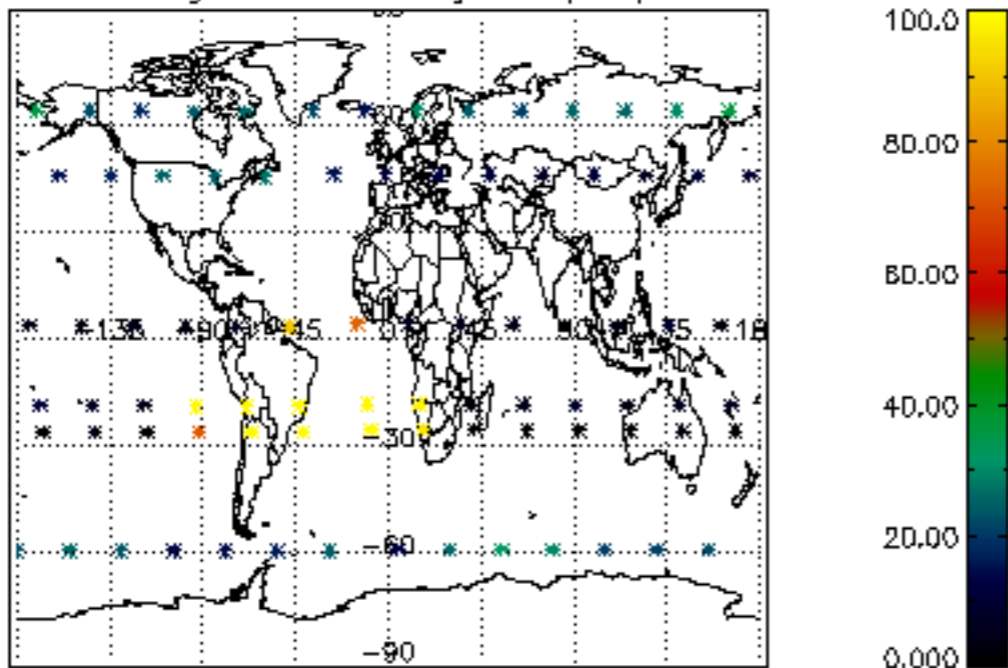
Percentage of flagged data per NO3 profile



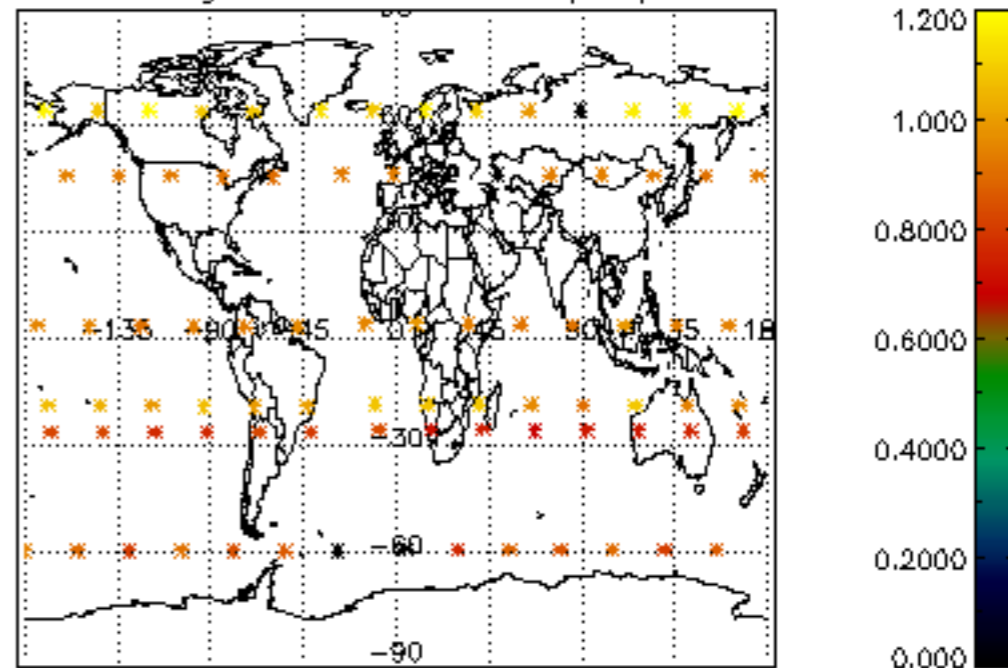




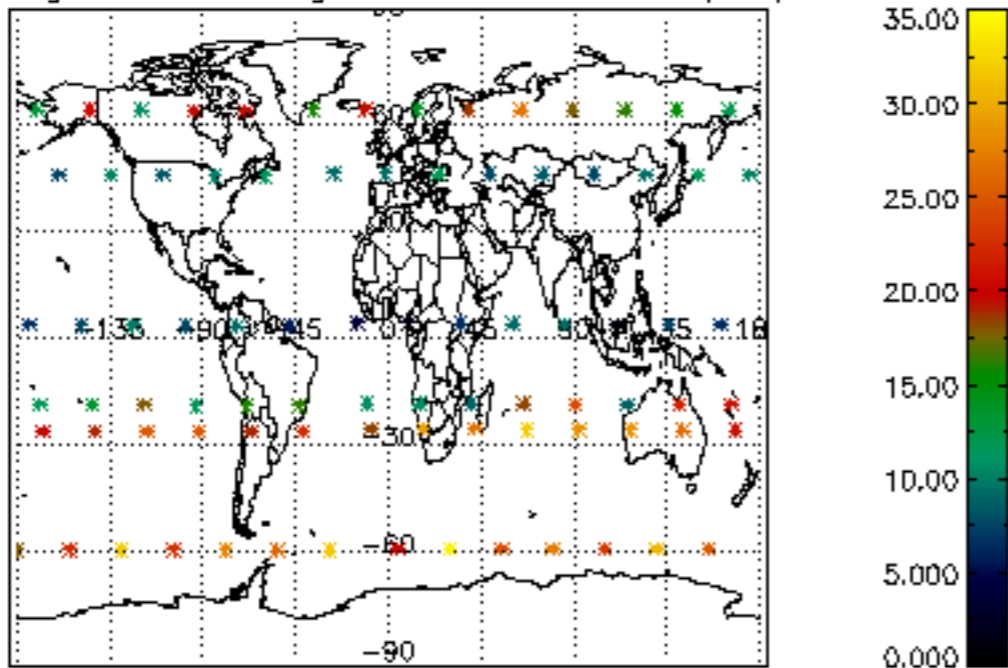
Percentage of cosmic ray hits per profile



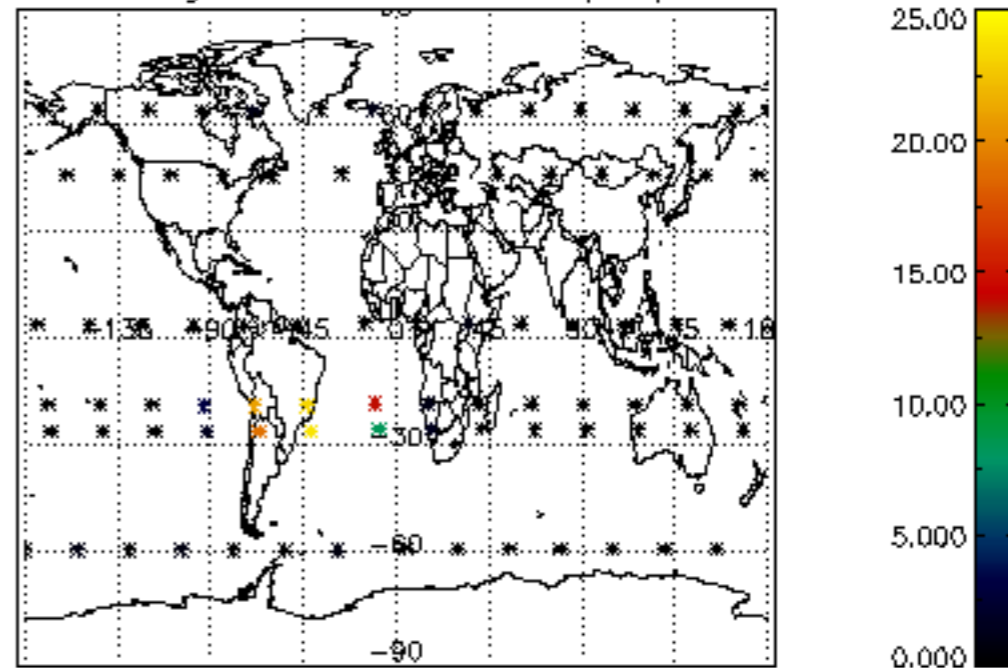
Percentage of datation errors per profile



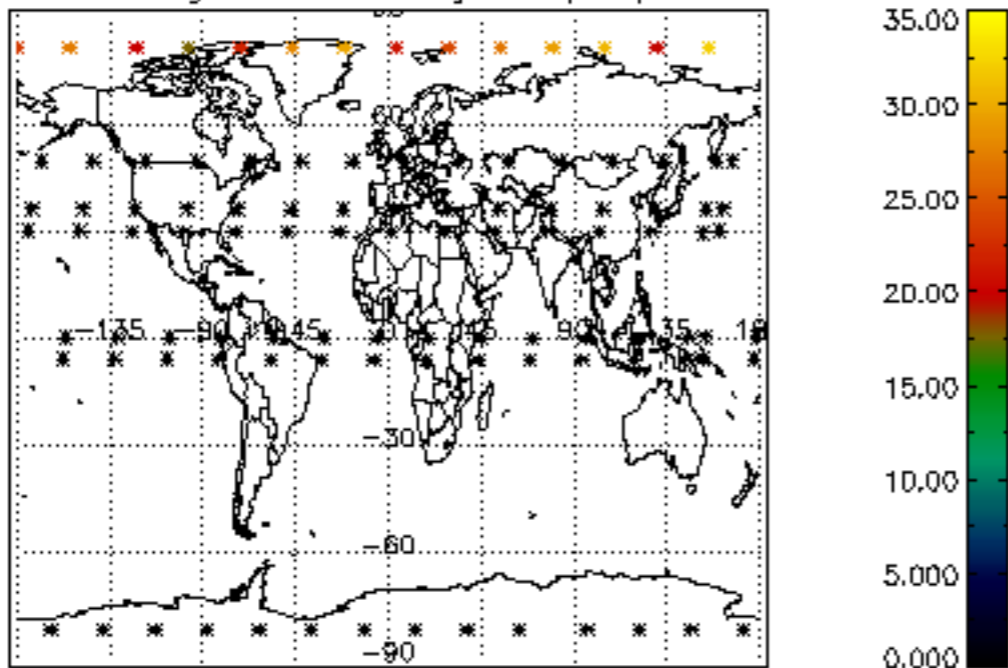
Percentage of star falling outside central band per profile



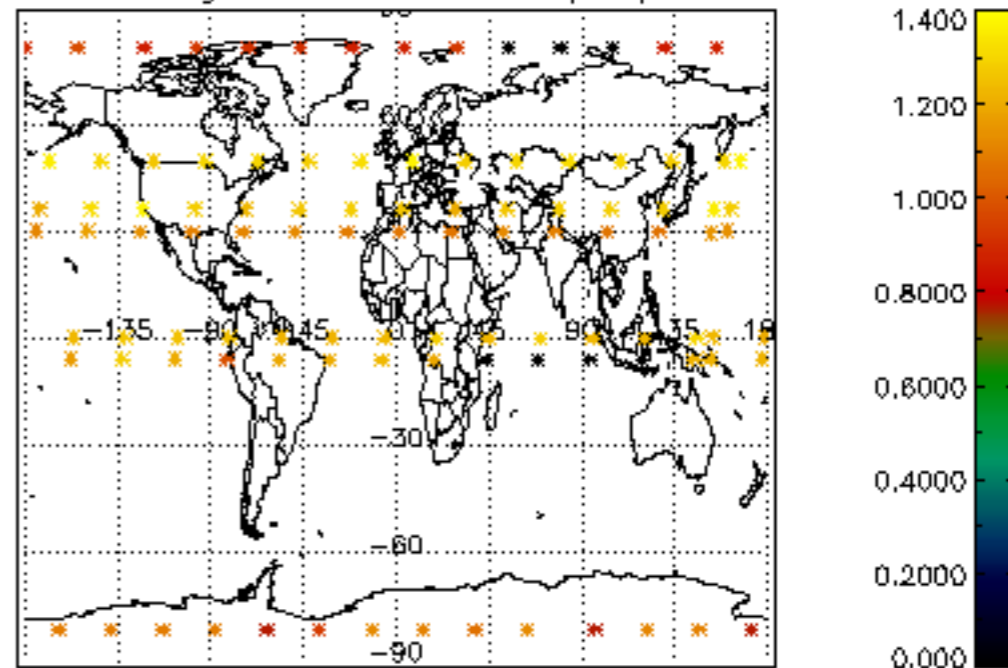
Percentage of saturation errors per profile



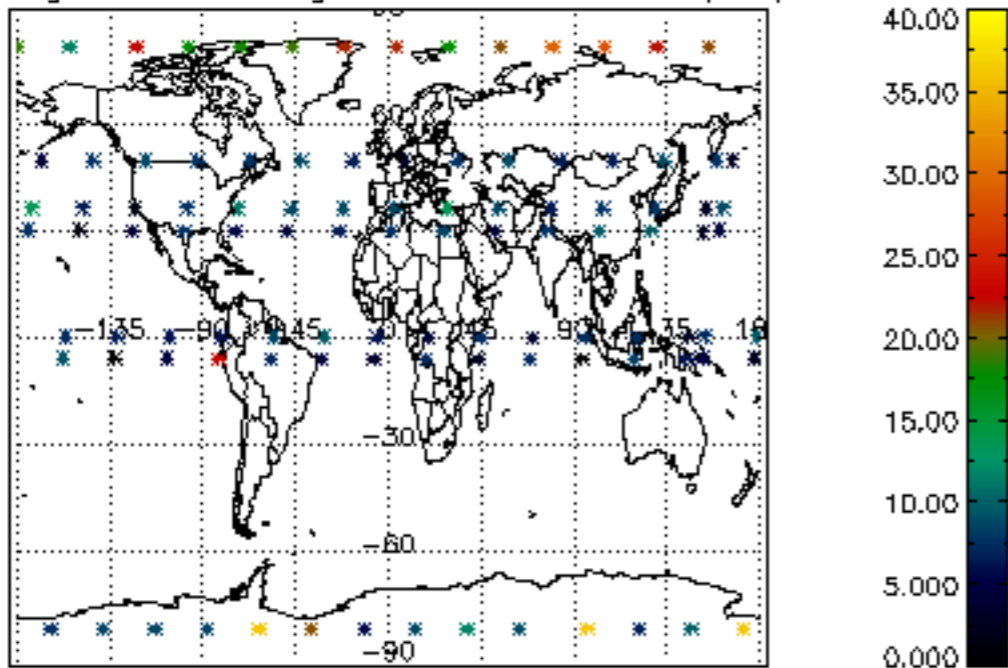
Percentage of cosmic ray hits per profile



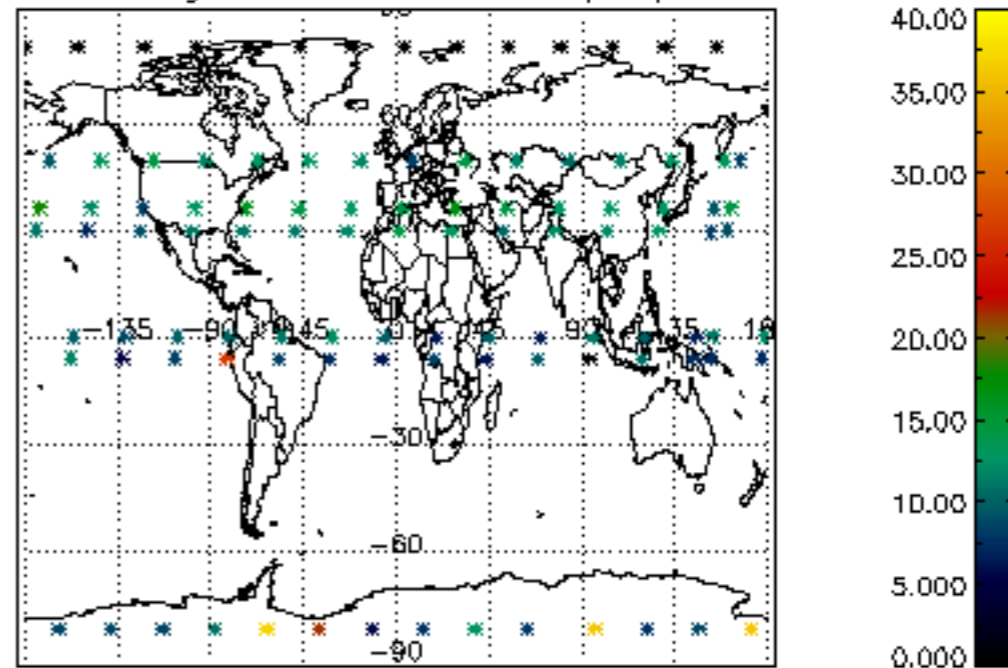
Percentage of datation errors per profile

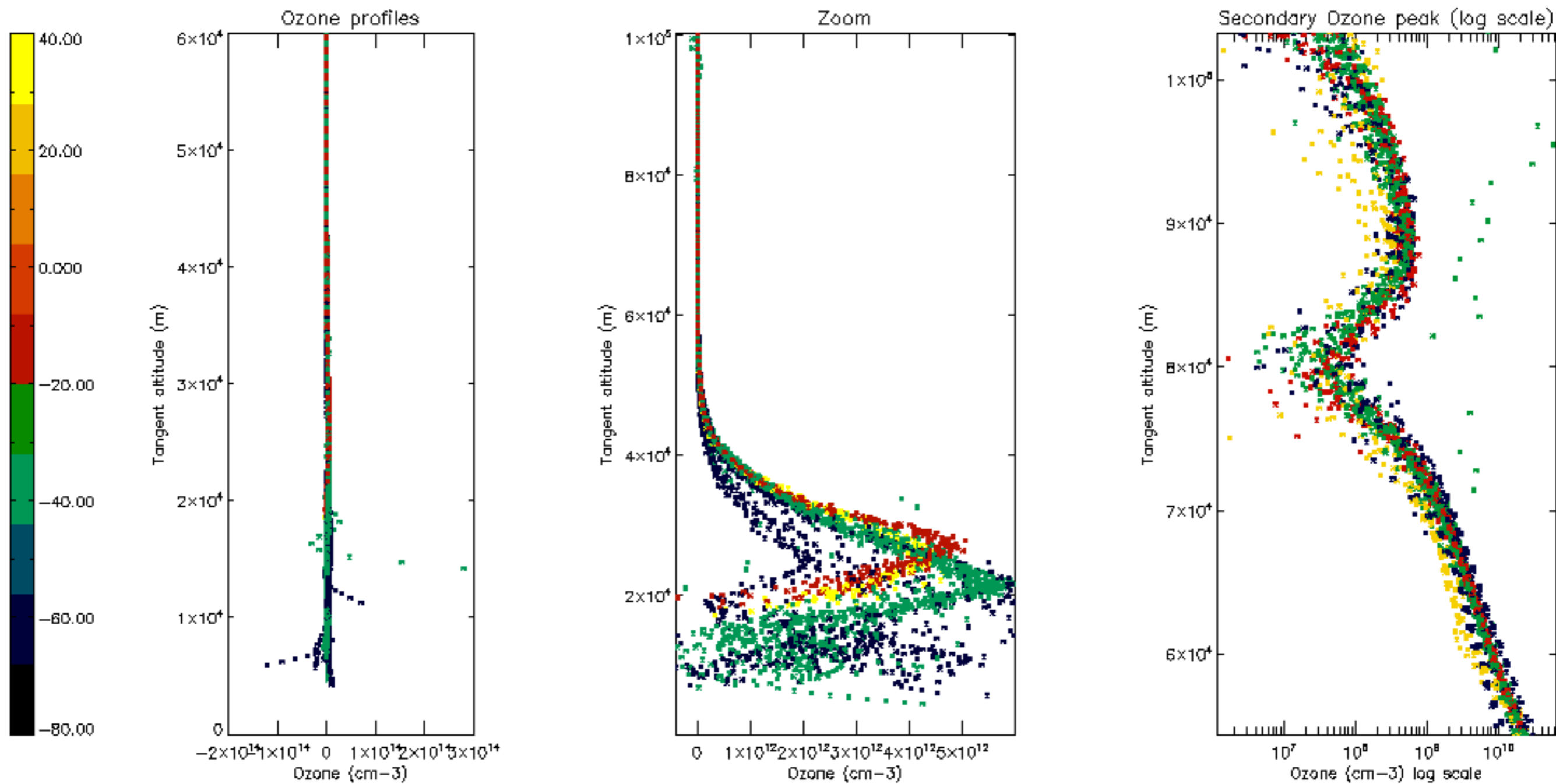


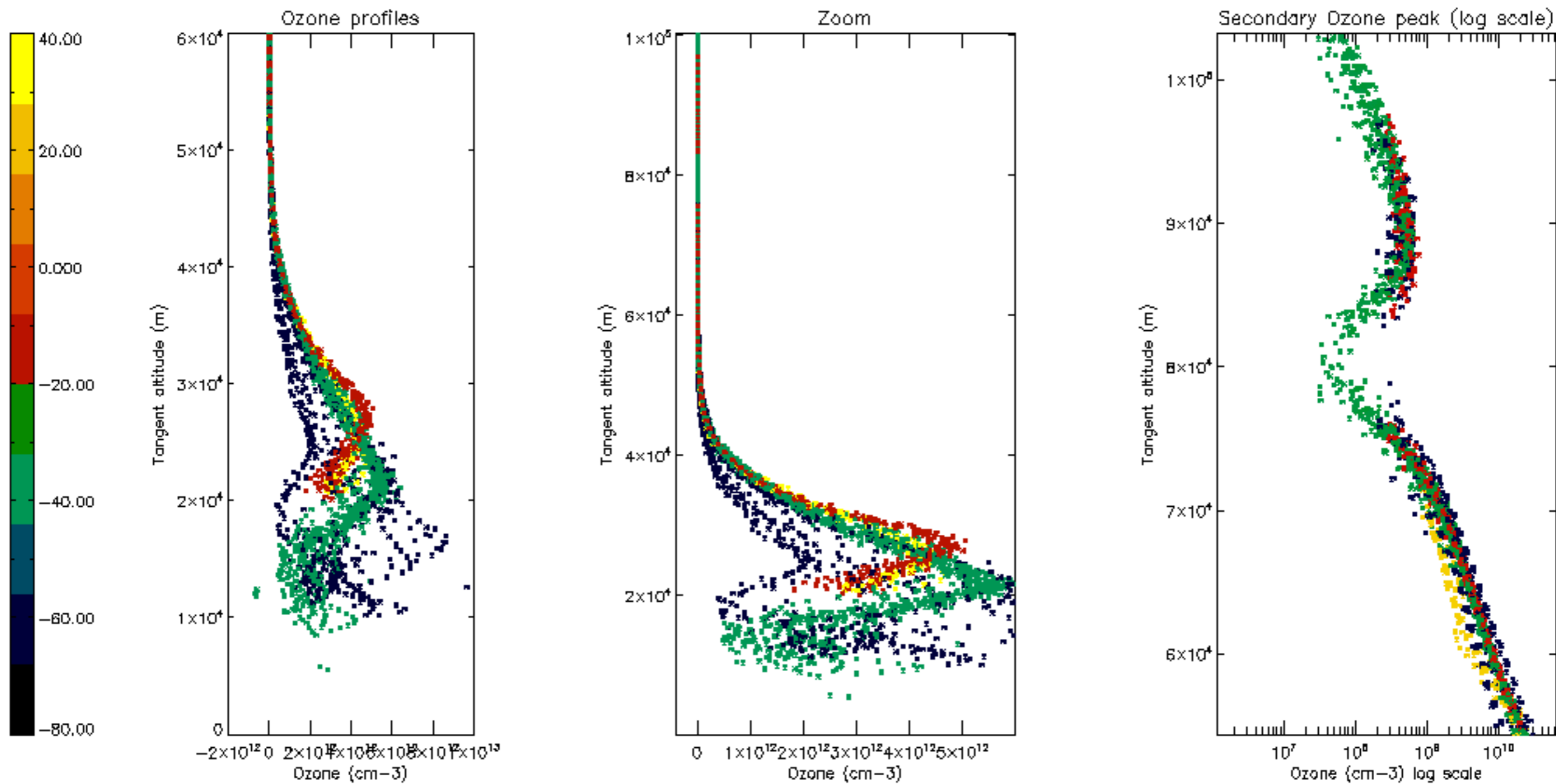
Percentage of star falling outside central band per profile

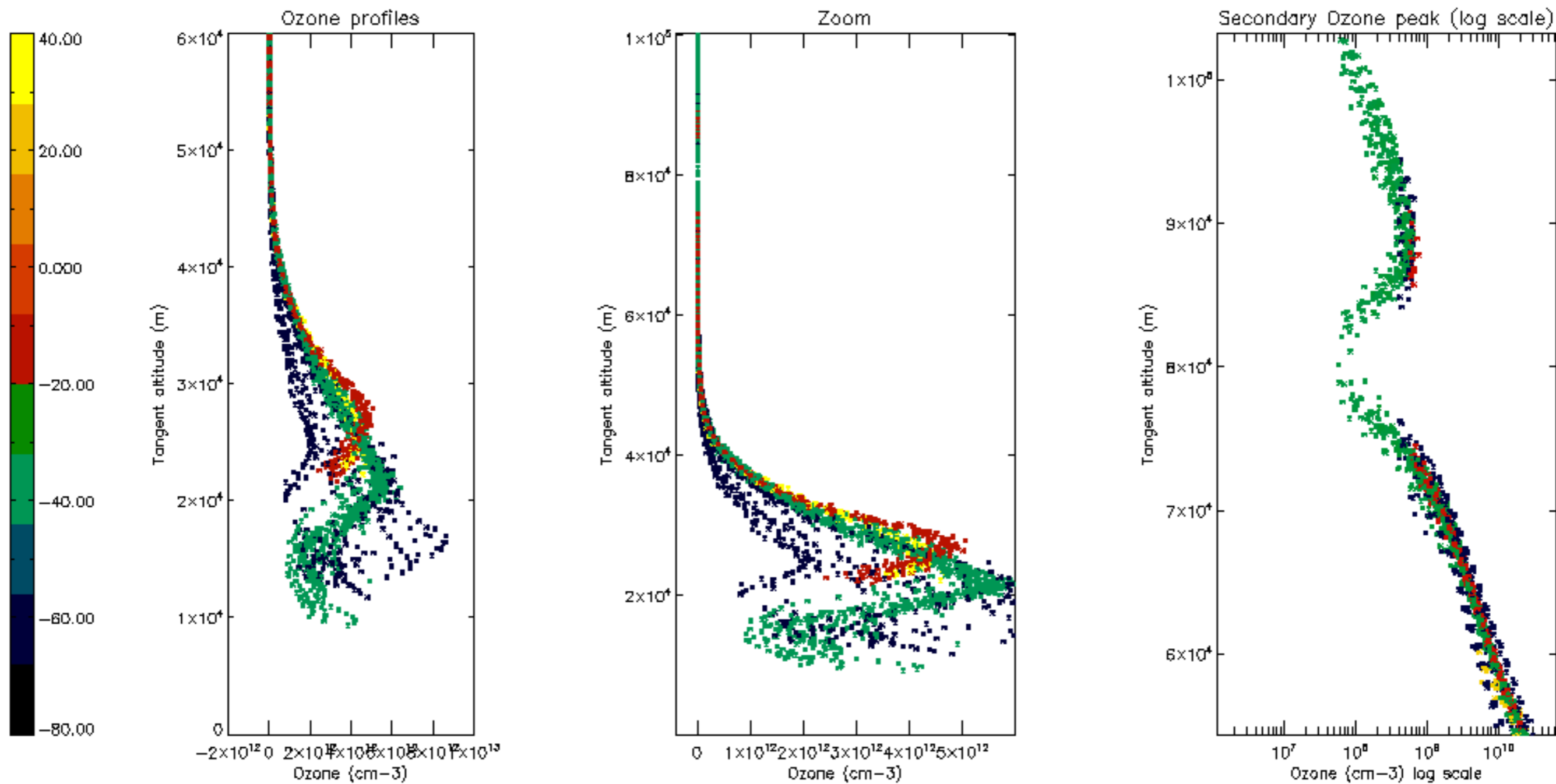


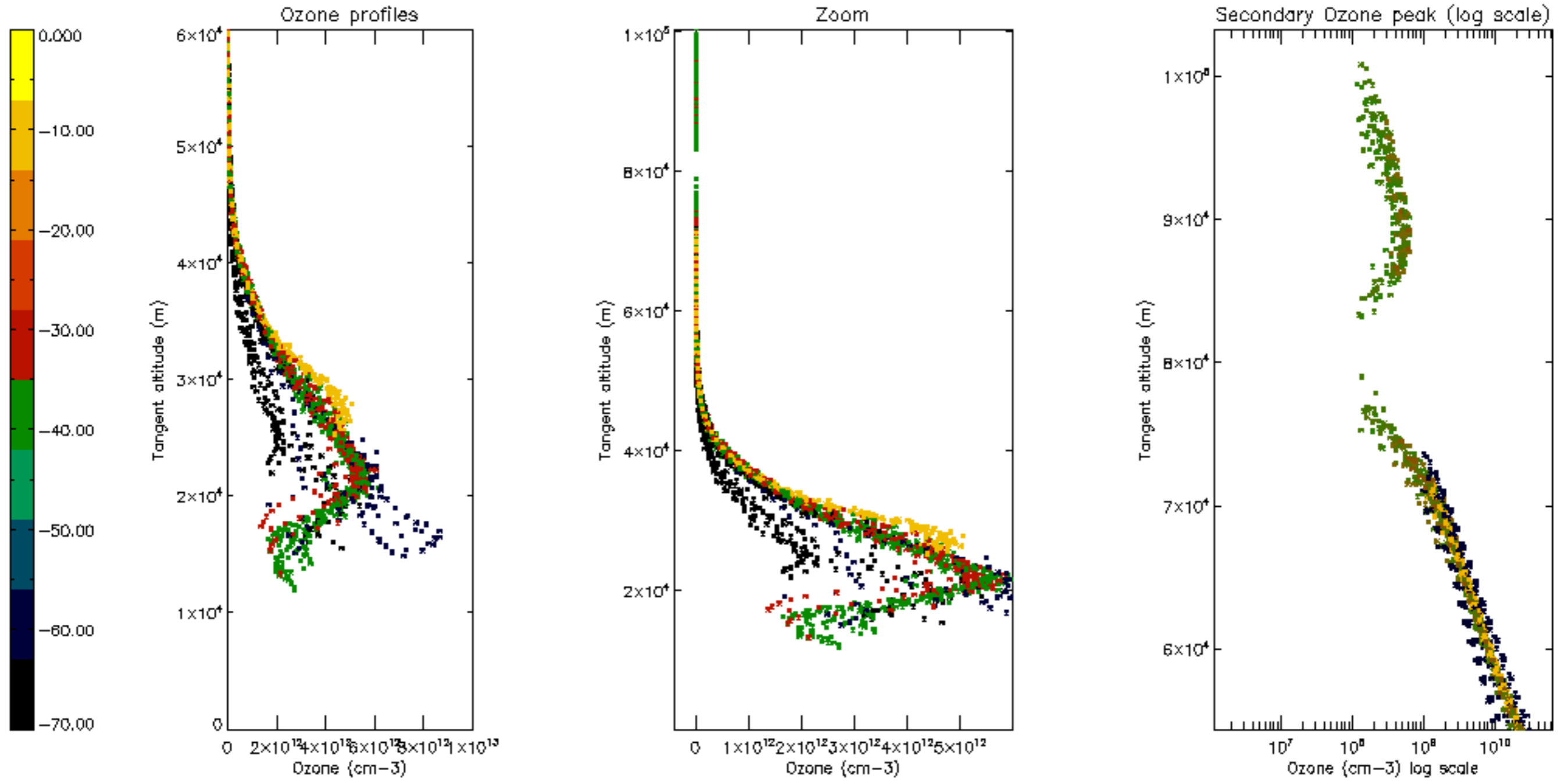
Percentage of saturation errors per profile

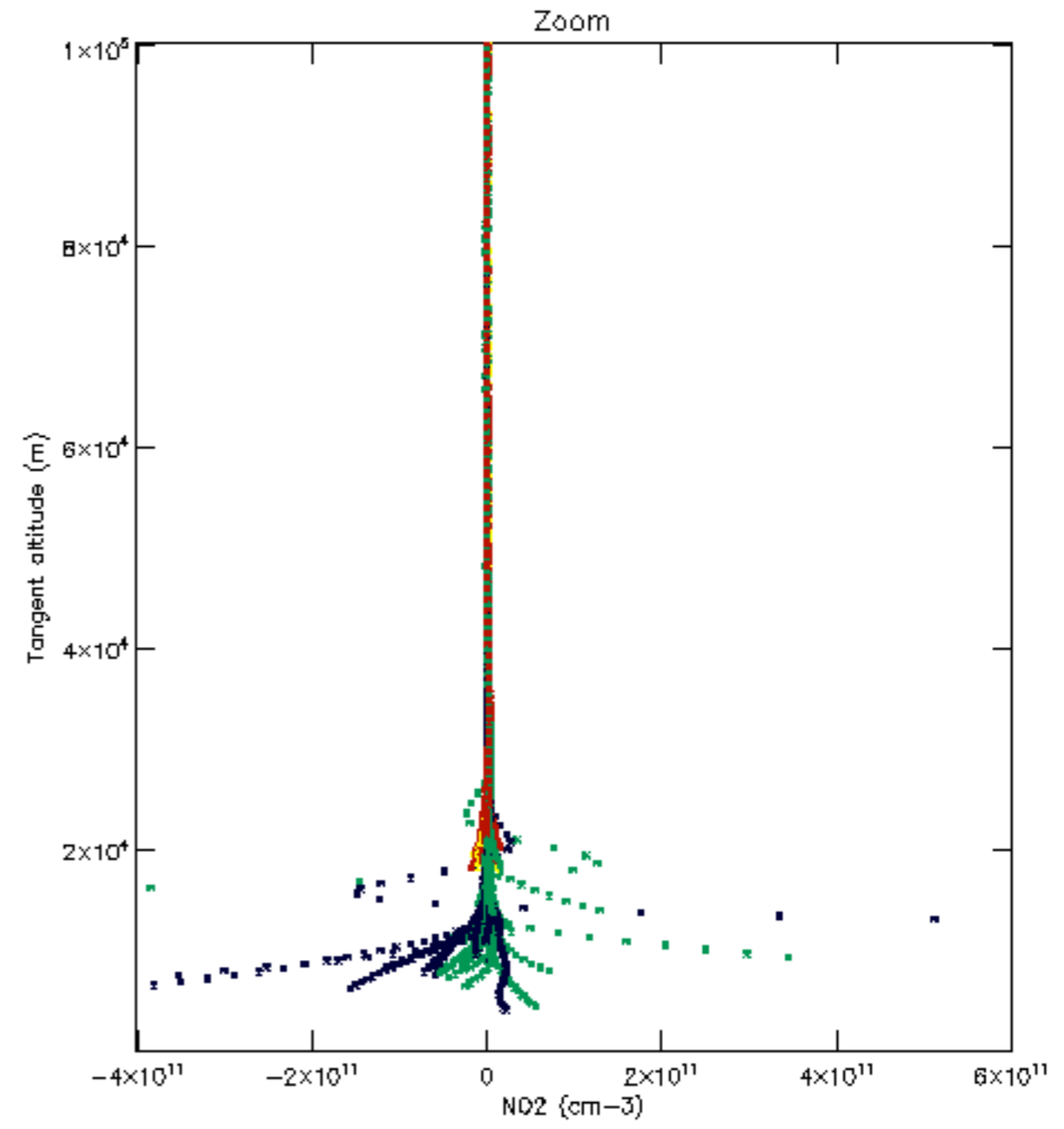
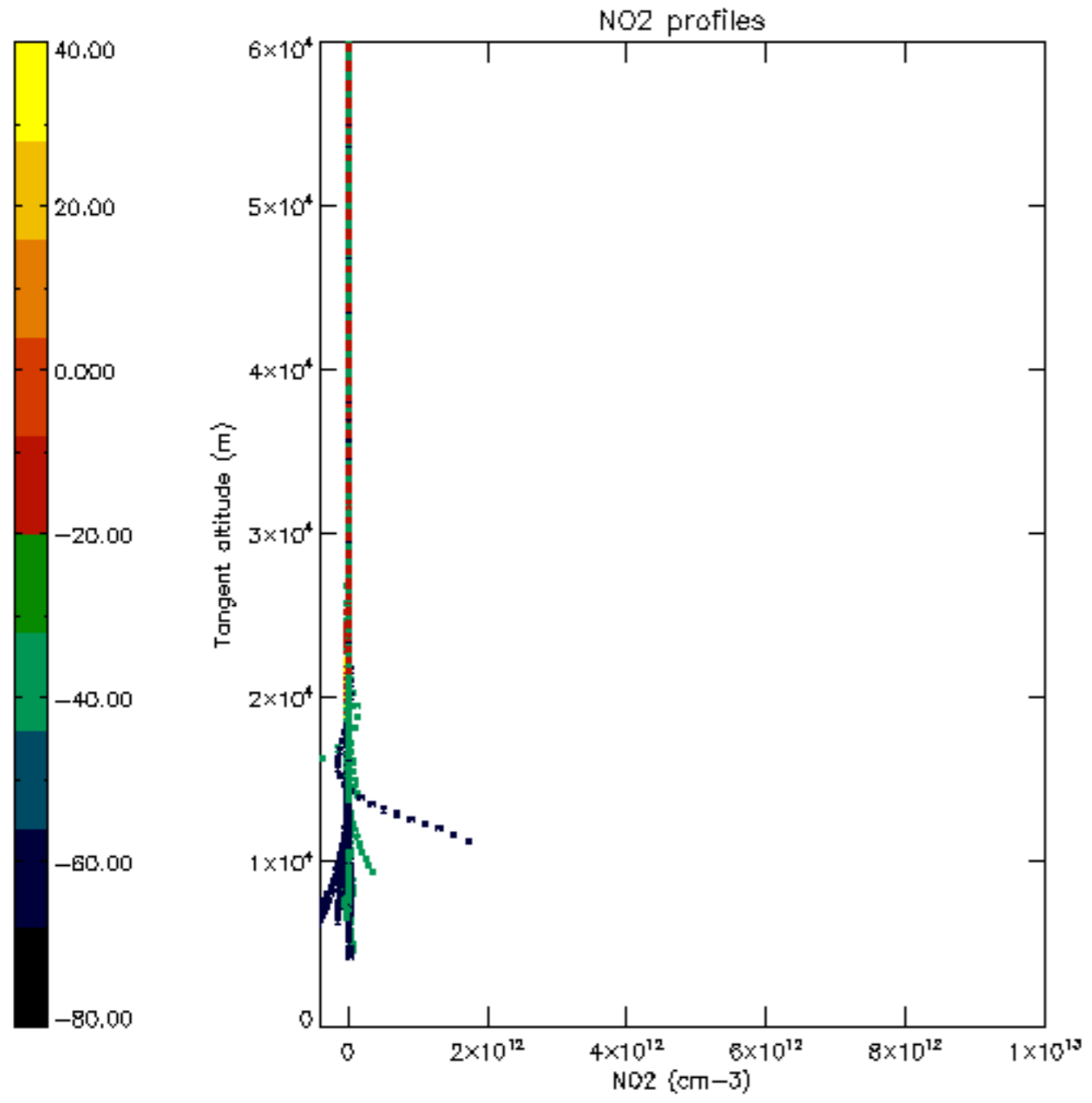


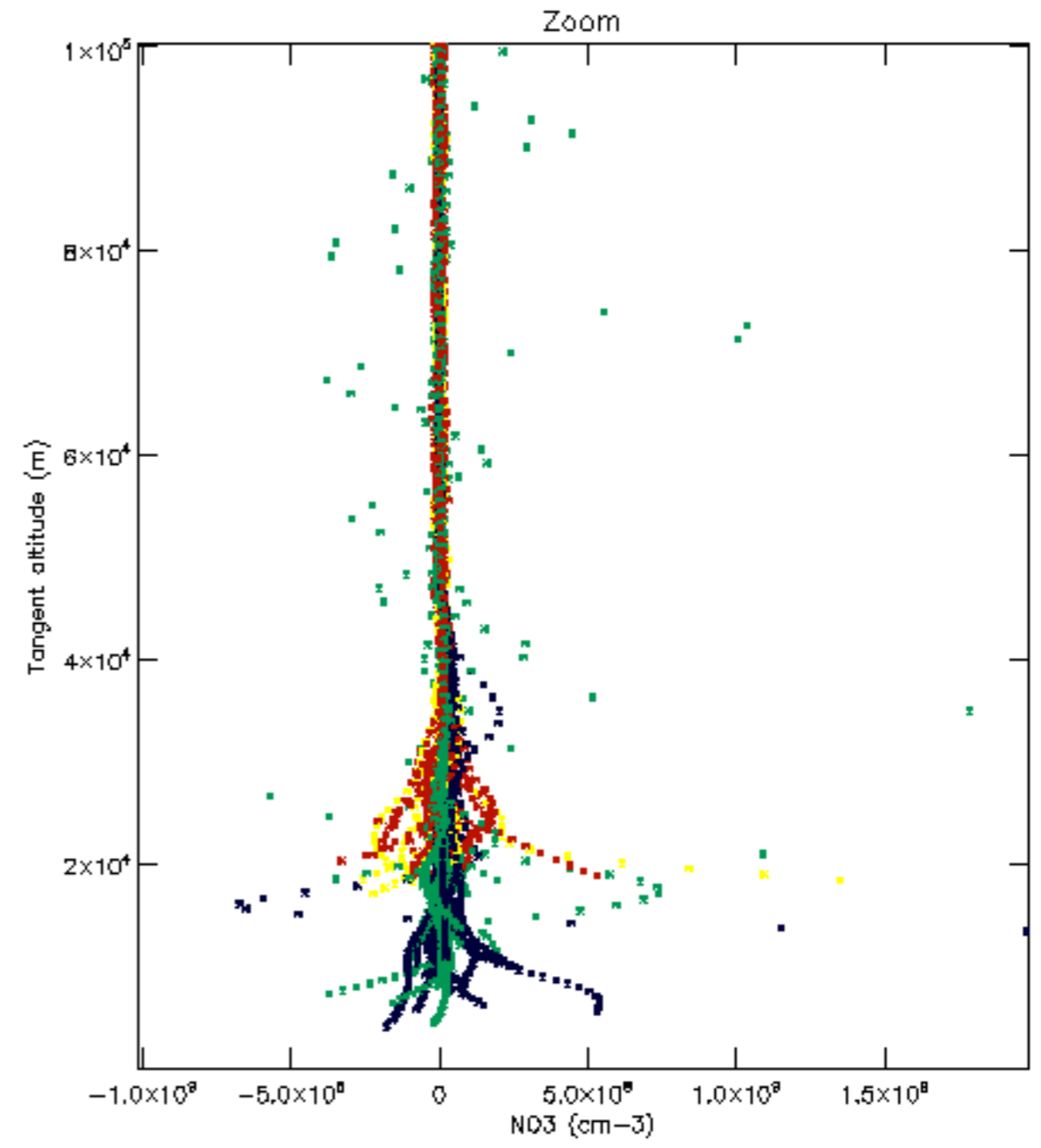
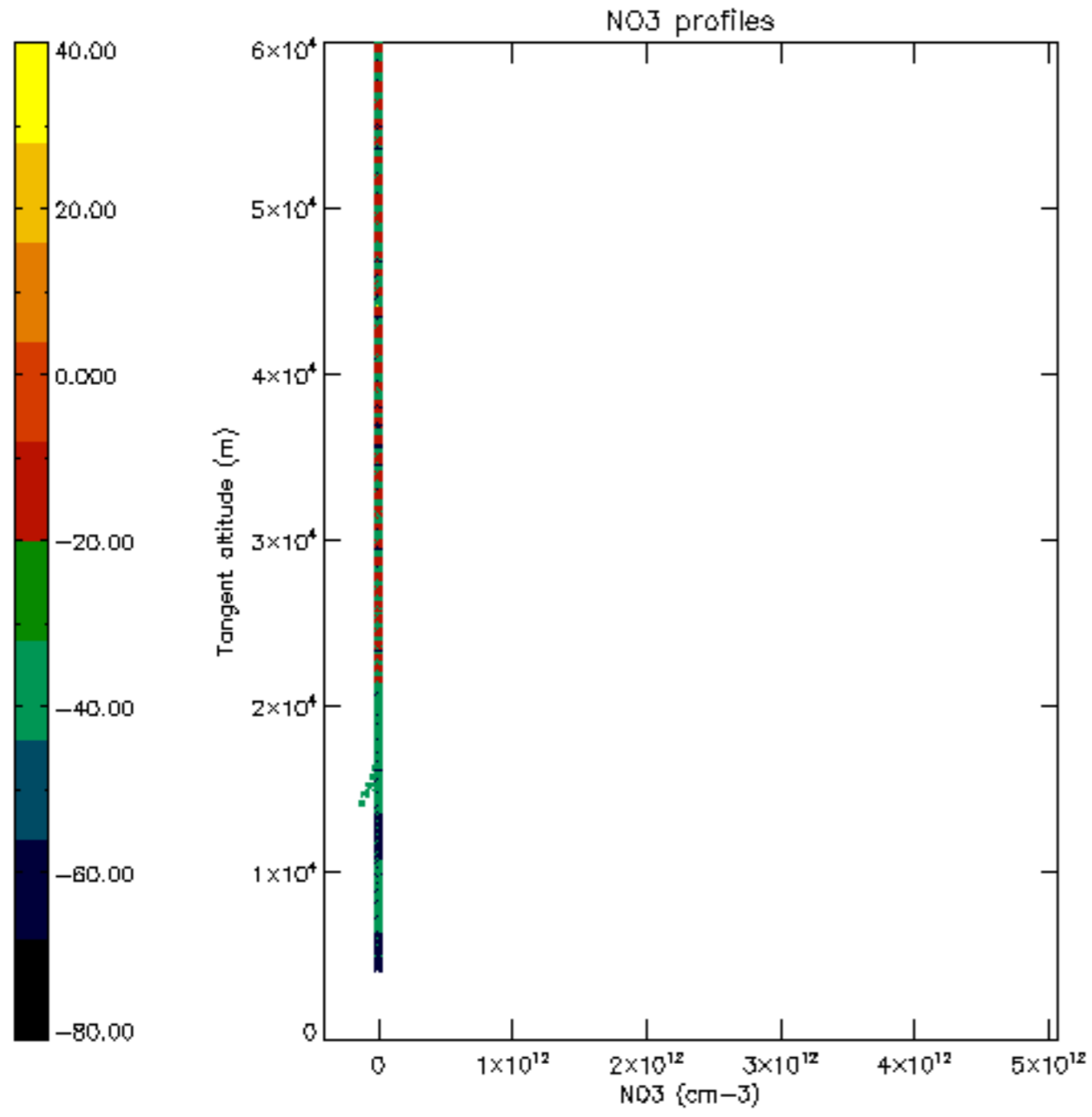


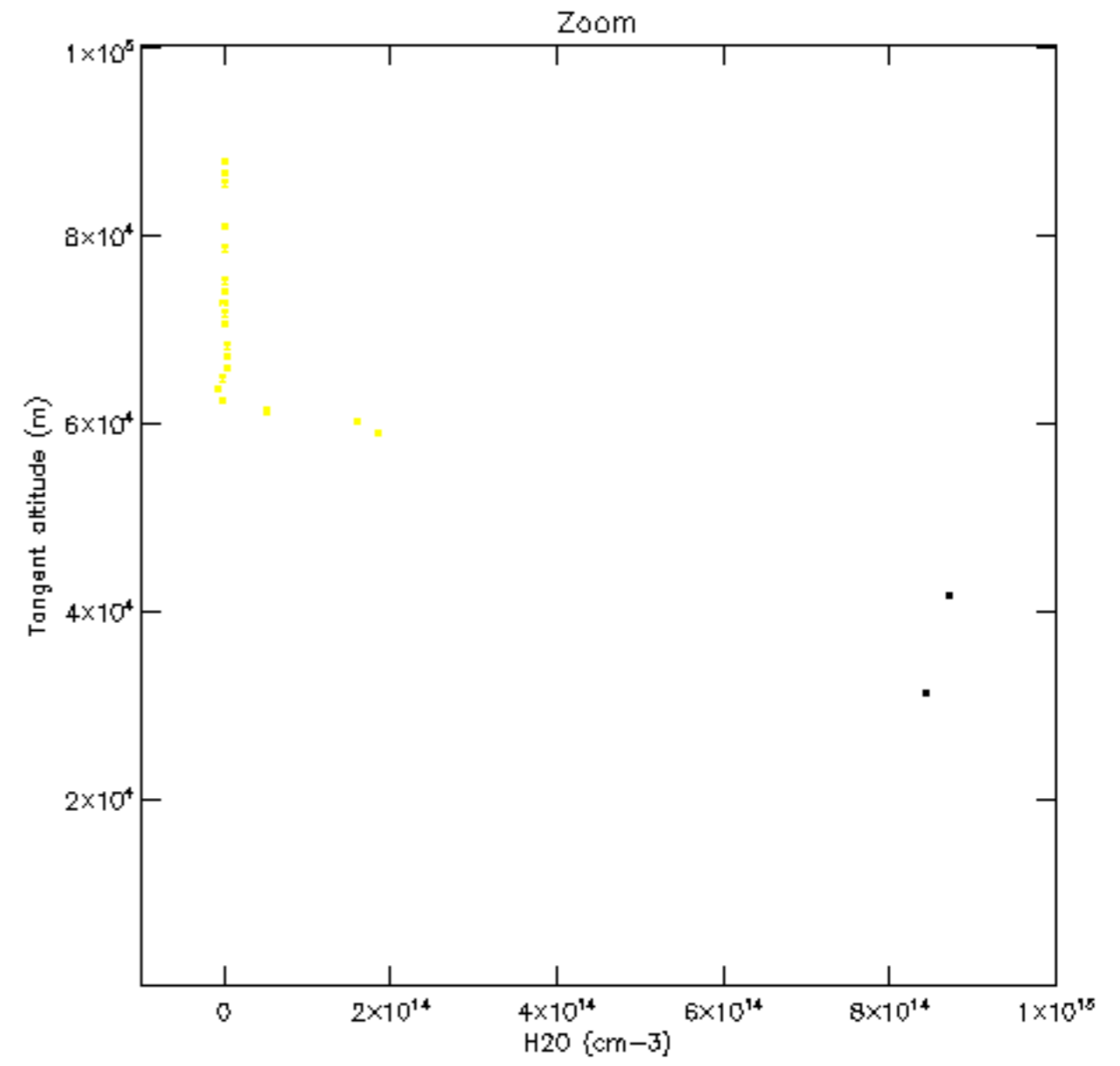
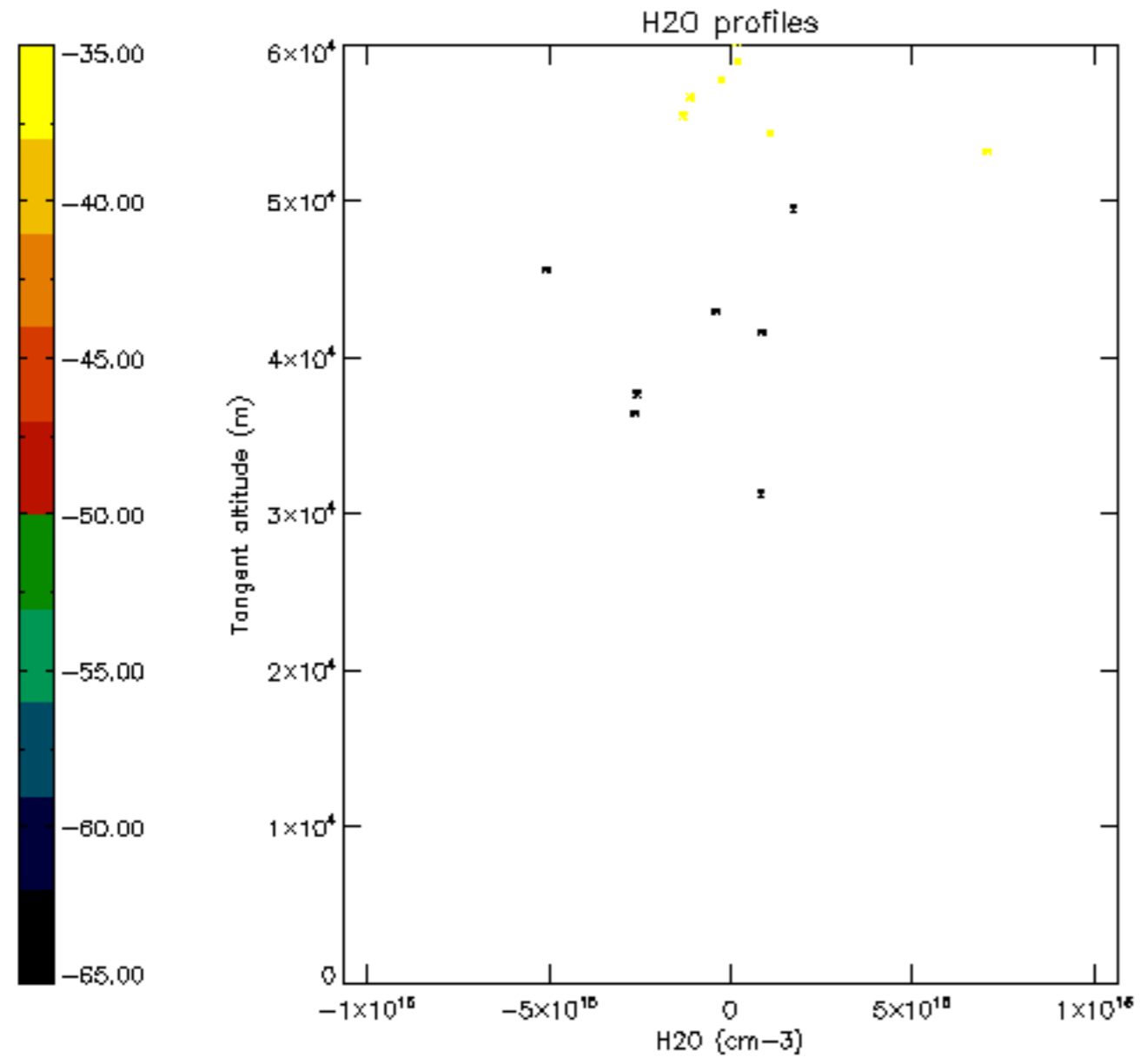


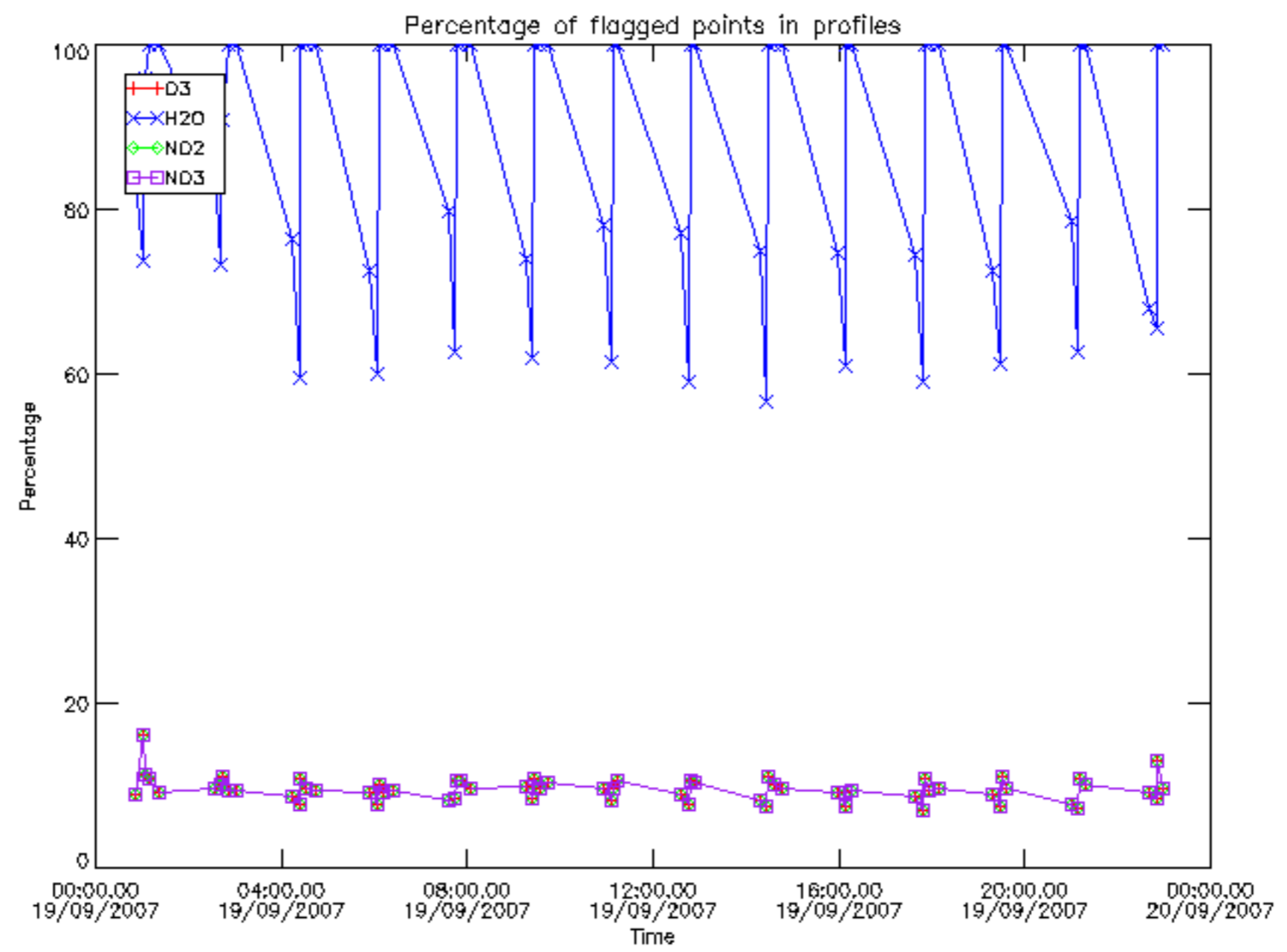




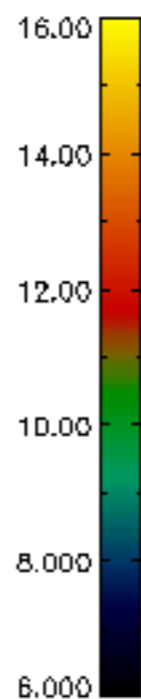
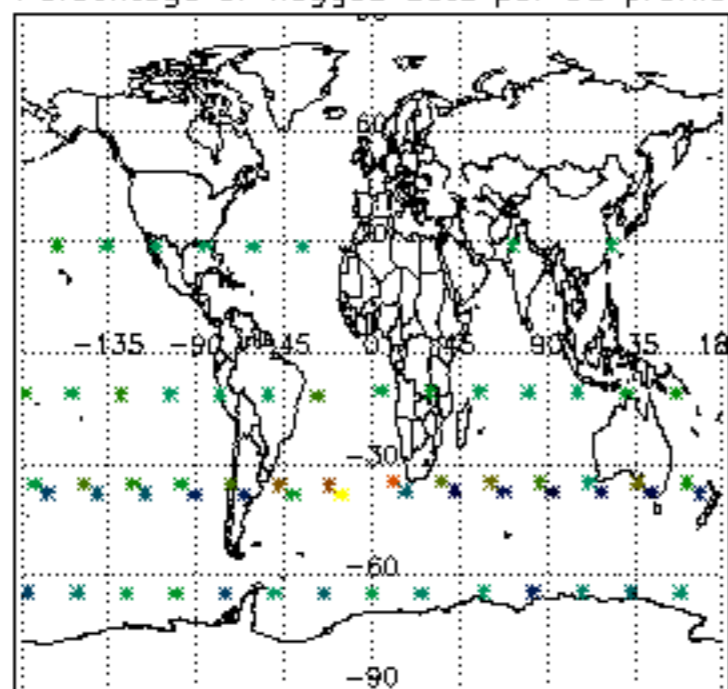




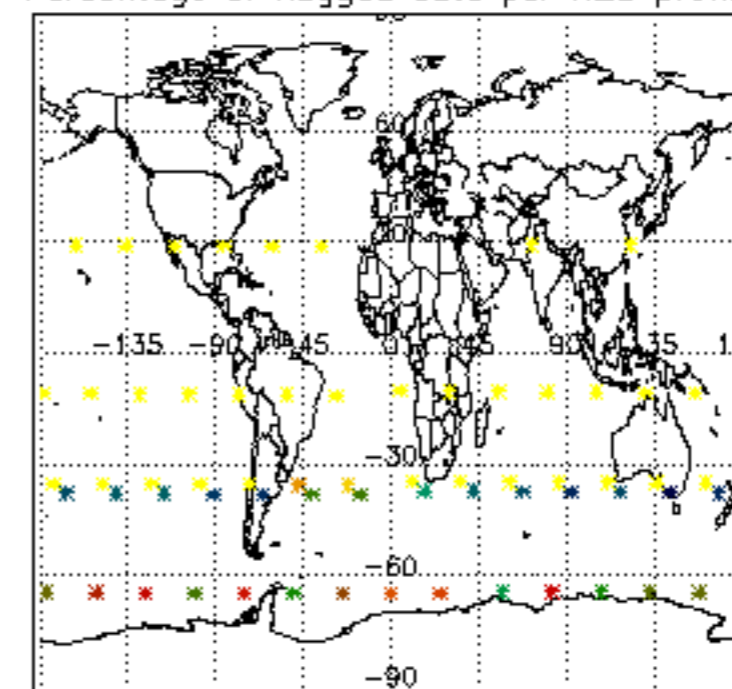




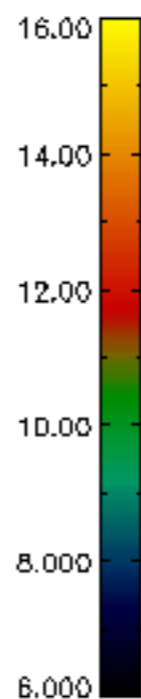
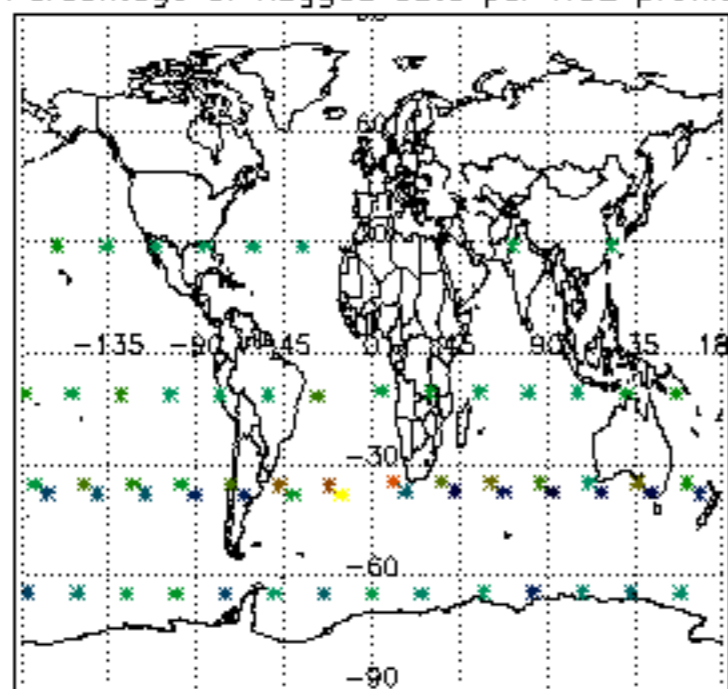
Percentage of flagged data per D3 profile



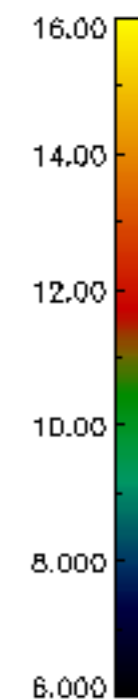
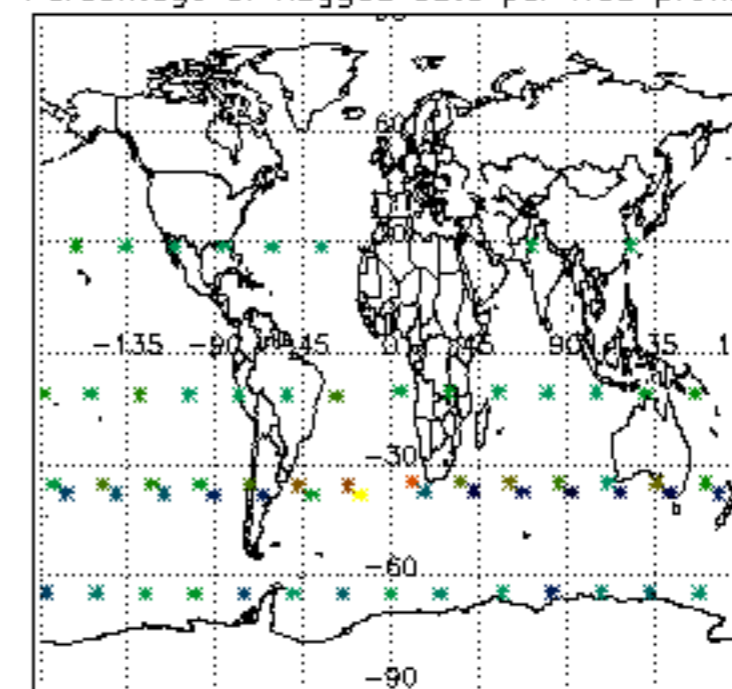
Percentage of flagged data per H2O profile

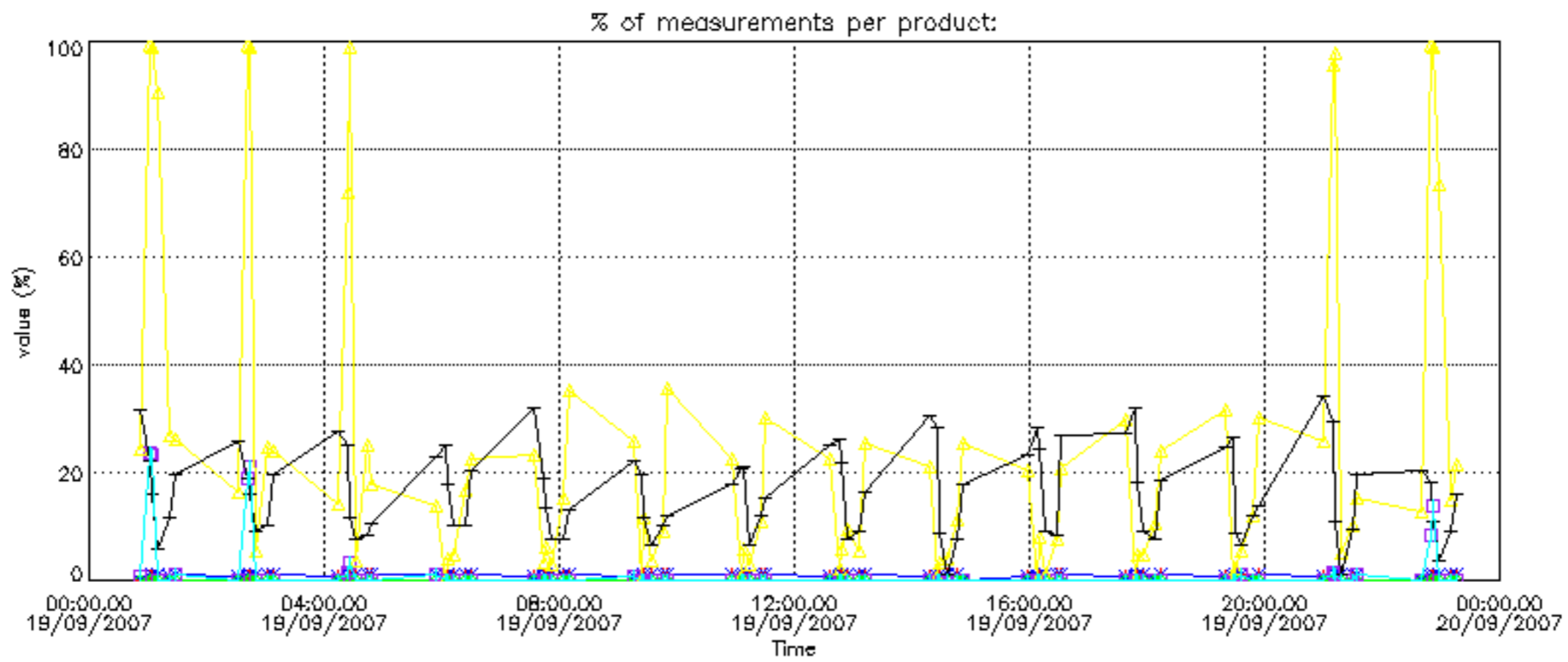


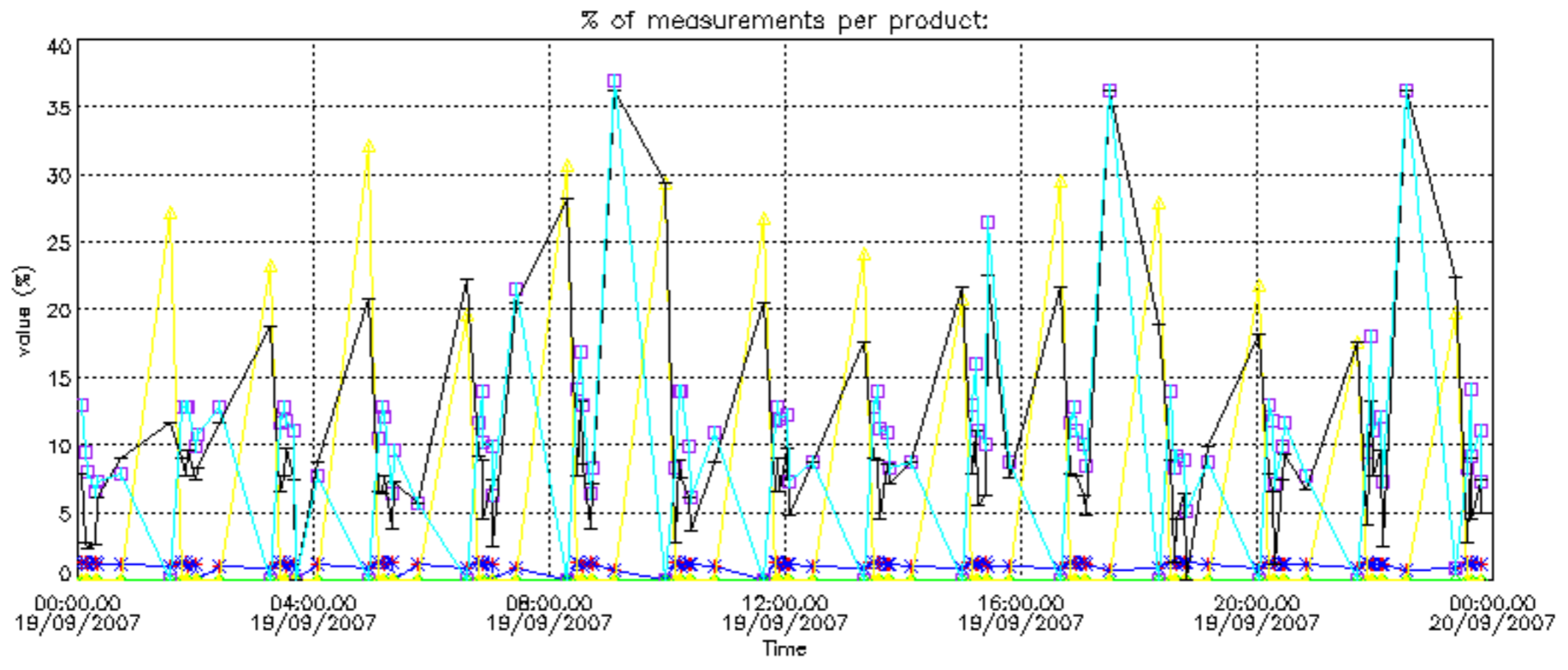
Percentage of flagged data per NO2 profile



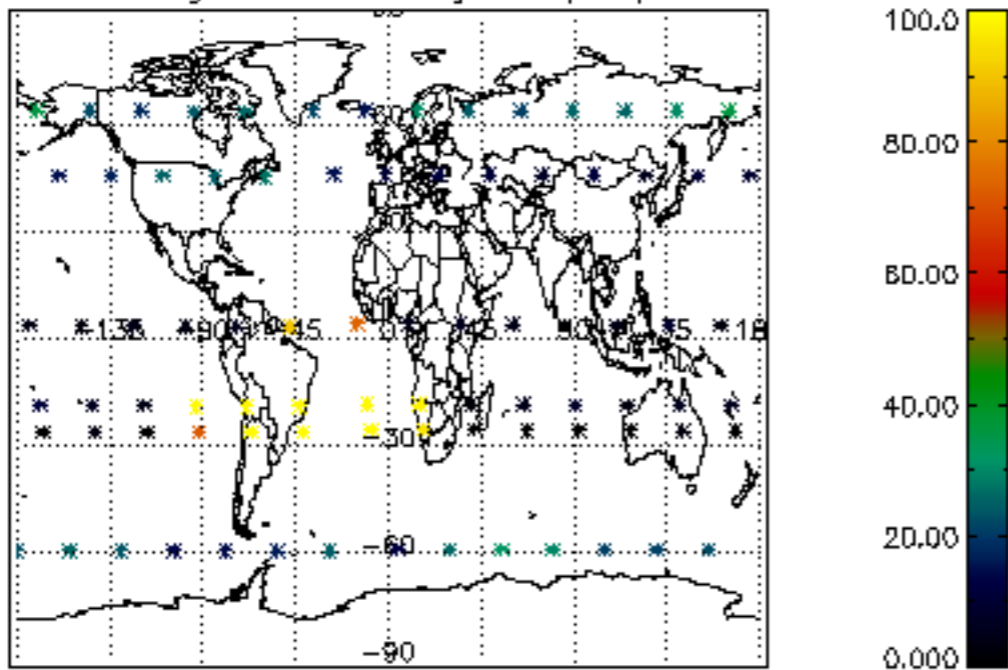
Percentage of flagged data per NO3 profile



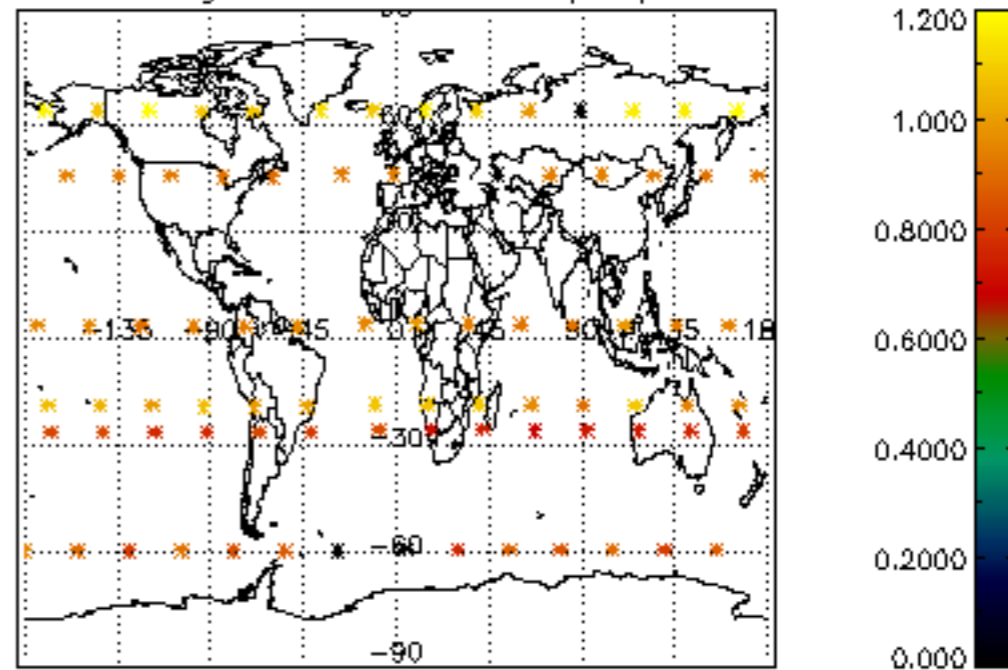




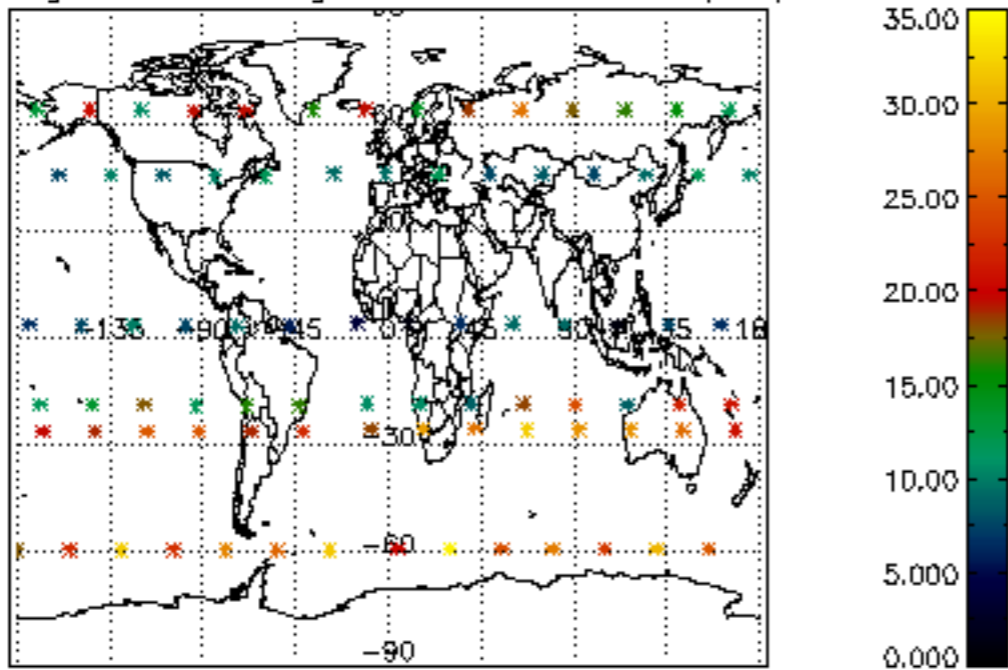
Percentage of cosmic ray hits per profile



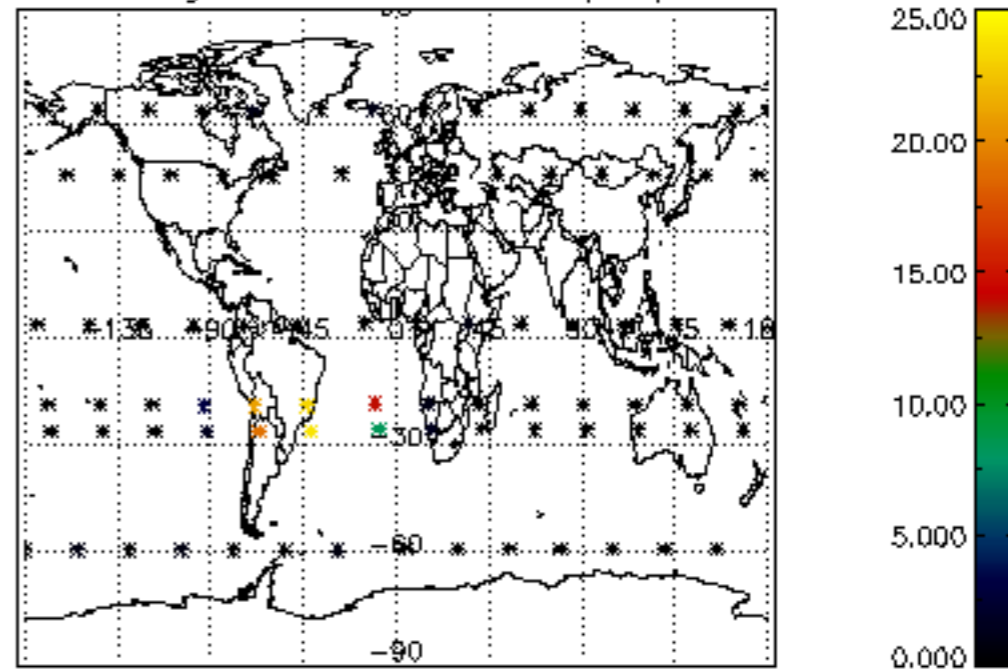
Percentage of datation errors per profile



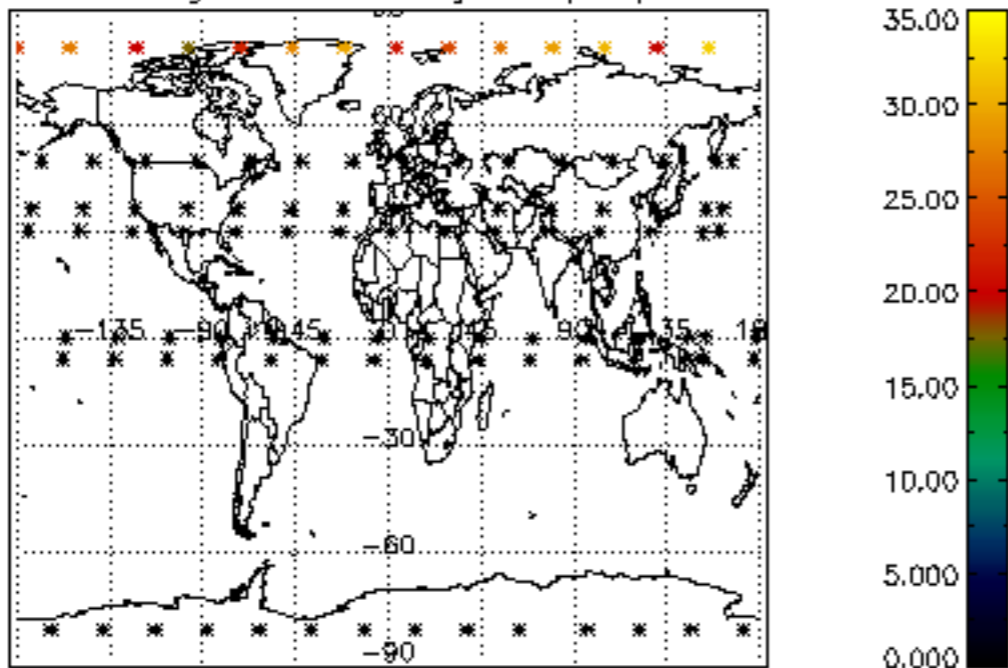
Percentage of star falling outside central band per profile



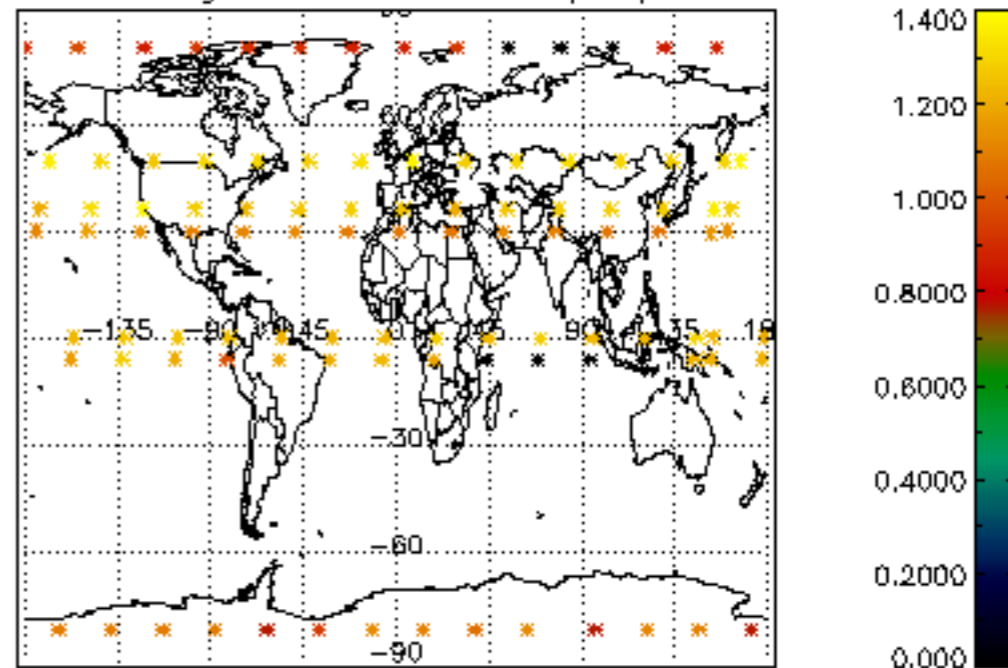
Percentage of saturation errors per profile



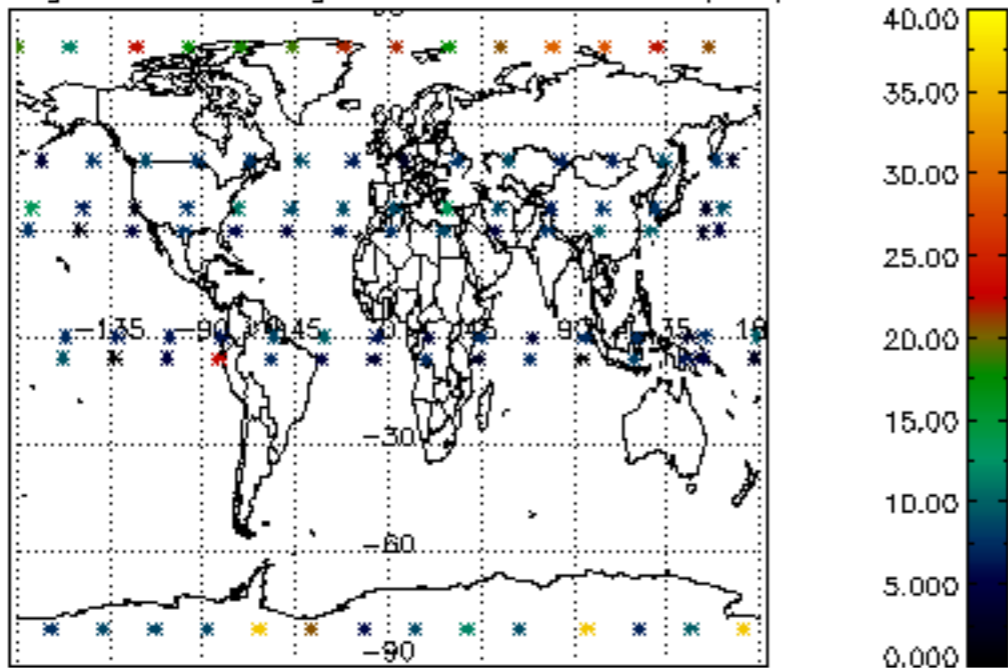
Percentage of cosmic ray hits per profile



Percentage of datation errors per profile



Percentage of star falling outside central band per profile



Percentage of saturation errors per profile

