

# GOMOS Level 2 Daily Report

## SUMMARY

### [1. General Info](#)

### [2. Summary of processed GOM\\_NL\\_2P products](#)

### [3. Level 2 Quality information per product](#)

#### [3.1 Plot of level 2 quality information per product \(time dependant\)](#)

#### [3.2 Plot of level 2 quality information per product \(world map\)](#)

### [4. Level 1 Quality information per product \(stored on level 2 products\)](#)

#### [4.1 Plot of level 1 quality information per product \(time dependant\)](#)

##### [4.1.1 Plot of level 1 quality information per product \(time dependant\): ASCENDING](#)

##### [4.1.2 Plot of level 1 quality information per product \(time dependant\): DESCENDING](#)

#### [4.2 Plot of level 1 quality information per product \(world map\)](#)

##### [4.2.1 Plot of level 1 quality information per product \(world map\): ASCENDING](#)

##### [4.2.2 Plot of level 1 quality information per product \(world map\): DESCENDING](#)

### [5. Ozone profiles based on quality statistics and other trace gas profiles](#)

#### [5.1 Ozone statistics based on quality of products](#)

#### [5.2 Plot ozone profiles for all STD \(dark without errors\)](#)

#### [5.3 Plot ozone profiles where STD < 20% \(dark without errors\)](#)

#### [5.4. Plot ozone profiles where STD < 10% \(dark without errors\)](#)

#### [5.5. Plot ozone profiles where STD < 5% \(dark without errors\)](#)

#### [5.6 Plot NO2 profiles for all STD \(dark without errors\)](#)

#### [5.7 Plot NO3 profiles for all STD \(dark without errors\)](#)

#### [5.8 Plot H2O profiles \(only for occultations of stars 1,2,3,4,13,14,16,26,63 dark without errors\) for all STD](#)

### [6. Auxiliary Data Files used for the production reported in section 2](#)

This report presents the daily analysis on parameters extracted from GOMOS level 2 data (GOM\_NL\_\_2P). It is intended to monitor some important parameters that will impact the quality of these products. A list of level 2 products (and content) that have arrived during the reporting day to the PCF is also given.

Item	Value
Time of report generation	23APR2013 05:12:12
Data source version	GOMOS/6.01
Start time of products	17-09-2007 (17SEP2007 00:00:00)
Stop time of products	18-09-2007 (18SEP2007 00:00:00)
Store outputs in DB	Yes
Nb of level 2 prods	184
Nb of prods with errors	0

## 2. Summary of processed GOM\_NL\_\_2P products.

Nr	Filename	UTC Start time	Limb	Duration	Star Id	Star Name	Star Mag	Star Temp	Nb Meas	Orbit	Prod. error
1	GOM_NL__2PRFIN20070917_000600_000000442061_00388_28999_6203.N1	17-SEP-2007 00:06:00	Bright	43.500	24	66Alp Gem	1.5800	10200.	87	28999	No
2	GOM_NL__2PRFIN20070917_001445_000000632061_00388_28999_6204.N1	17-SEP-2007 00:14:45	Dark	62.500	8	10Alp CMi	0.40000	6500.0	125	28999	No
3	GOM_NL__2PRFIN20070917_002356_000000592061_00388_28999_6205.N1	17-SEP-2007 00:23:56	Dark	59.000	1	9Alp CMa	-1.4400	11000.	118	28999	No
4	GOM_NL__2PRFIN20070917_002607_000000492061_00388_28999_6206.N1	17-SEP-2007 00:26:07	Dark	49.000	23	21Eps CMa	1.5020	26000.	98	28999	No
5	GOM_NL__2PRFIN20070917_003209_000000522061_00389_29000_6199.N1	17-SEP-2007 00:32:09	Dark	52.000	108	Alp Col	2.6520	15200.	104	29000	No
6	GOM_NL__2PRFIN20070917_004409_000000542061_00389_29000_6200.N1	17-SEP-2007 00:44:09	Dark	53.500	157	The1Eri	2.9060	9300.0	107	29000	No
7	GOM_NL__2PRFIN20070917_004944_000000442061_00389_29000_6201.N1	17-SEP-2007 00:49:44	Straylight	43.500	84	Alp Phe	2.3970	4500.0	87	29000	No
8	GOM_NL__2PRFIN20070917_005722_000000392061_00389_29000_6202.N1	17-SEP-2007 00:57:22	Twilight_stray	39.000	52	16Bet Cet	2.0370	4500.0	78	29000	No
9	GOM_NL__2PRFIN20070917_010811_000000402061_00389_29000_6203.N1	17-SEP-2007 01:08:11	Bright	39.500	90	54Alp Peg	2.4870	11000.	79	29000	No
10	GOM_NL__2PRFIN20070917_011203_000000382061_00389_29000_6204.N1	17-SEP-2007 01:12:03	Bright	37.500	93	53Bet Peg	2.5200	3100.0	75	29000	No
11	GOM_NL__2PRFIN20070917_011404_000000402061_00389_29000_6205.N1	17-SEP-2007 01:14:04	Bright	40.000	58	21Alp And	2.0730	11000.	80	29000	No
12	GOM_NL__2PRFIN20070917_012217_000000422061_00389_29000_6206.N1	17-SEP-2007 01:22:17	Bright	41.500	74	11Bet Cas	2.2680	6600.0	83	29000	No
13	GOM_NL__2PRFIN20070917_012404_000000422061_00389_29000_6207.N1	17-SEP-2007 01:24:04	Bright	42.000	76	27Gam Cas	2.3000	30000.	84	29000	No
14	GOM_NL__2PRFIN20070917_014636_000000432061_00389_29000_6208.N1	17-SEP-2007 01:46:36	Bright	42.500	24	66Alp Gem	1.5800	10200.	85	29000	No
15	GOM_NL__2PRFIN20070917_015521_000000602061_00389_29000_6209.N1	17-SEP-2007 01:55:21	Dark	59.500	8	10Alp CMi	0.40000	6500.0	119	29000	No
16	GOM_NL__2PRFIN20070917_020433_000000602061_00389_29000_6210.N1	17-SEP-2007 02:04:33	Dark	60.000	1	9Alp CMa	-1.4400	11000.	120	29000	No
17	GOM_NL__2PRFIN20070917_020644_000000492061_00389_29000_6211.N1	17-SEP-2007 02:06:44	Dark	49.000	23	21Eps CMa	1.5020	26000.	98	29000	No
18	GOM_NL__2PRFIN20070917_022446_000000552061_00390_29001_6207.N1	17-SEP-2007 02:24:46	Dark	55.000	157	The1Eri	2.9060	9300.0	110	29001	No
19	GOM_NL__2PRFIN20070917_023021_000000482061_00390_29001_6208.N1	17-SEP-2007 02:30:21	Straylight	47.500	84	Alp Phe	2.3970	4500.0	95	29001	No
20	GOM_NL__2PRFIN20070917_023758_000000392061_00390_29001_6209.N1	17-SEP-2007 02:37:58	Twilight_stray	39.000	52	16Bet Cet	2.0370	4500.0	78	29001	No
21	GOM_NL__2PRFIN20070917_024847_000000402061_00390_29001_6210.N1	17-SEP-2007 02:48:47	Bright	40.000	90	54Alp Peg	2.4870	11000.	80	29001	No
22	GOM_NL__2PRFIN20070917_025239_000000392061_00390_29001_6211.N1	17-SEP-2007 02:52:39	Bright	39.000	93	53Bet Peg	2.5200	3100.0	78	29001	No
23	GOM_NL__2PRFIN20070917_025440_000000402061_00390_29001_6212.N1	17-SEP-2007 02:54:40	Bright	40.000	58	21Alp And	2.0730	11000.	80	29001	No
24	GOM_NL__2PRFIN20070917_030253_000000382061_00390_29001_6213.N1	17-SEP-2007 03:02:53	Bright	38.000	74	11Bet Cas	2.2680	6600.0	76	29001	No
25	GOM_NL__2PRFIN20070917_030439_000000412061_00390_29001_6214.N1	17-SEP-2007 03:04:39	Bright	40.500	76	27Gam Cas	2.3000	30000.	81	29001	No
26	GOM_NL__2PRFIN20070917_032713_000000592061_00390_29001_6215.N1	17-SEP-2007 03:27:13	Bright	58.500	24	66Alp Gem	1.5800	10200.	117	29001	No
27	GOM_NL__2PRFIN20070917_033558_000000442061_00390_29001_6216.N1	17-SEP-2007 03:35:58	Dark	44.000	8	10Alp CMi	0.40000	6500.0	88	29001	No
28	GOM_NL__2PRFIN20070917_034510_000000652061_00390_29001_6217.N1	17-SEP-2007 03:45:10	Dark	65.000	1	9Alp CMa	-1.4400	11000.	130	29001	No
29	GOM_NL__2PRFIN20070917_034721_000000502061_00390_29001_6218.N1	17-SEP-2007 03:47:21	Dark	49.500	23	21Eps CMa	1.5020	26000.	99	29001	No
30	GOM_NL__2PRFIN20070917_040523_000000542061_00391_29002_6215.N1	17-SEP-2007 04:05:23	Dark	53.500	157	The1Eri	2.9060	9300.0	107	29002	No
31	GOM_NL__2PRFIN20070917_041057_000000462061_00391_29002_6216.N1	17-SEP-2007 04:10:57	Straylight	45.500	84	Alp Phe	2.3970	4500.0	91	29002	No
32	GOM_NL__2PRFIN20070917_041834_000000452061_00391_29002_6217.N1	17-SEP-2007 04:18:34	Twilight_stray	45.000	52	16Bet Cet	2.0370	4500.0	90	29002	No
33	GOM_NL__2PRFIN20070917_042923_000000392061_00391_29002_6218.N1	17-SEP-2007 04:29:23	Bright	39.000	90	54Alp Peg	2.4870	11000.	78	29002	No
34	GOM_NL__2PRFIN20070917_043315_000000382061_00391_29002_6219.N1	17-SEP-2007 04:33:15	Bright	38.000	93	53Bet Peg	2.5200	3100.0	76	29002	No
35	GOM_NL__2PRFIN20070917_043515_000000472061_00391_29002_6220.N1	17-SEP-2007 04:35:15	Bright	47.000	58	21Alp And	2.0730	11000.	94	29002	No
36	GOM_NL__2PRFIN20070917_044328_000000422061_00391_29002_6221.N1	17-SEP-2007 04:43:28	Bright	41.500	74	11Bet Cas	2.2680	6600.0	83	29002	No
37	GOM_NL__2PRFIN20070917_044515_000000422061_00391_29002_6222.N1	17-SEP-2007 04:45:15	Bright	42.000	76	27Gam Cas	2.3000	30000.	84	29002	No
38	GOM_NL__2PRFIN20070917_050749_000000442061_00391_29002_6223.N1	17-SEP-2007 05:07:49	Bright	44.000	24	66Alp Gem	1.5800	10200.	88	29002	No
39	GOM_NL__2PRFIN20070917_051634_000000422061_00391_29002_6224.N1	17-SEP-2007 05:16:34	Dark	42.000	8	10Alp CMi	0.40000	6500.0	84	29002	No
40	GOM_NL__2PRFIN20070917_052547_000000602061_00391_29002_6225.N1	17-SEP-2007 05:25:47	Dark	60.000	1	9Alp CMa	-1.4400	11000.	120	29002	No
41	GOM_NL__2PRFIN20070917_052757_000000512061_00391_29002_6226.N1	17-SEP-2007 05:27:57	Dark	51.000	23	21Eps CMa	1.5020	26000.	102	29002	No
42	GOM_NL__2PRFIN20070917_053401_000000532061_00392_29003_6250.N1	17-SEP-2007 05:34:01	Dark	52.500	108	Alp Col	2.6520	15200.	105	29003	No

43	GOM_NL__2PRFIN20070917_054600_000000542061_00392_29003_6251.N1	17-SEP-2007 05:46:00	Dark	54.000	157	The1Eri	2.9060	9300.0	108	29003	No
44	GOM_NL__2PRFIN20070917_055134_000000492061_00392_29003_6252.N1	17-SEP-2007 05:51:34	Straylight	48.500	84	Alp Phe	2.3970	4500.0	97	29003	No
45	GOM_NL__2PRFIN20070917_055910_000000452061_00392_29003_6253.N1	17-SEP-2007 05:59:10	Tw_i_and_stray	45.000	52	16Bet Cet	2.0370	4500.0	90	29003	No
46	GOM_NL__2PRFIN20070917_060959_000000392061_00392_29003_6254.N1	17-SEP-2007 06:09:59	Bright	38.500	90	54Alp Peg	2.4870	11000.	77	29003	No
47	GOM_NL__2PRFIN20070917_061350_000000392061_00392_29003_6255.N1	17-SEP-2007 06:13:50	Bright	38.500	93	53Bet Peg	2.5200	3100.0	77	29003	No
48	GOM_NL__2PRFIN20070917_061550_000000472061_00392_29003_6256.N1	17-SEP-2007 06:15:50	Bright	46.500	58	21Alp And	2.0730	11000.	93	29003	No
49	GOM_NL__2PRFIN20070917_062404_000000402061_00392_29003_6257.N1	17-SEP-2007 06:24:04	Bright	40.000	74	11Bet Cas	2.2680	6600.0	80	29003	No
50	GOM_NL__2PRFIN20070917_062550_000000412061_00392_29003_6258.N1	17-SEP-2007 06:25:50	Bright	40.500	76	27Gam Cas	2.3000	30000.	81	29003	No
51	GOM_NL__2PRFIN20070917_064825_000000452061_00392_29003_6259.N1	17-SEP-2007 06:48:25	Bright	44.500	24	66Alp Gem	1.5800	10200.	89	29003	No
52	GOM_NL__2PRFIN20070917_065711_000000542061_00392_29003_6260.N1	17-SEP-2007 06:57:11	Dark	53.500	8	10Alp CMi	0.40000	6500.0	107	29003	No
53	GOM_NL__2PRFIN20070917_070624_000000692061_00392_29003_6261.N1	17-SEP-2007 07:06:24	Dark	68.500	1	9Alp CMa	-1.4400	11000.	137	29003	No
54	GOM_NL__2PRFIN20070917_070834_000000502061_00392_29003_6262.N1	17-SEP-2007 07:08:34	Dark	49.500	23	21Eps CMa	1.5020	26000.	99	29003	No
55	GOM_NL__2PRFIN20070917_071438_000000512061_00393_29004_6271.N1	17-SEP-2007 07:14:38	Dark	50.500	108	Alp Col	2.6520	15200.	101	29004	No
56	GOM_NL__2PRFIN20070917_072637_000000532061_00393_29004_6272.N1	17-SEP-2007 07:26:37	Dark	53.000	157	The1Eri	2.9060	9300.0	106	29004	No
57	GOM_NL__2PRFIN20070917_073210_000000462061_00393_29004_6273.N1	17-SEP-2007 07:32:10	Straylight	46.000	84	Alp Phe	2.3970	4500.0	92	29004	No
58	GOM_NL__2PRFIN20070917_073946_000000512061_00393_29004_6274.N1	17-SEP-2007 07:39:46	Tw_i_and_stray	50.500	52	16Bet Cet	2.0370	4500.0	101	29004	No
59	GOM_NL__2PRFIN20070917_075035_000000402061_00393_29004_6275.N1	17-SEP-2007 07:50:35	Bright	39.500	90	54Alp Peg	2.4870	11000.	79	29004	No
60	GOM_NL__2PRFIN20070917_075426_000000382061_00393_29004_6276.N1	17-SEP-2007 07:54:26	Bright	38.000	93	53Bet Peg	2.5200	3100.0	76	29004	No
61	GOM_NL__2PRFIN20070917_075625_000000462061_00393_29004_6277.N1	17-SEP-2007 07:56:25	Bright	46.000	58	21Alp And	2.0730	11000.	92	29004	No
62	GOM_NL__2PRFIN20070917_080439_000000412061_00393_29004_6278.N1	17-SEP-2007 08:04:39	Bright	40.500	74	11Bet Cas	2.2680	6600.0	81	29004	No
63	GOM_NL__2PRFIN20070917_080625_000000422061_00393_29004_6279.N1	17-SEP-2007 08:06:25	Bright	42.000	76	27Gam Cas	2.3000	30000.	84	29004	No
64	GOM_NL__2PRFIN20070917_082901_000000412061_00393_29004_6280.N1	17-SEP-2007 08:29:01	Bright	40.500	24	66Alp Gem	1.5800	10200.	81	29004	No
65	GOM_NL__2PRFIN20070917_083747_000000542061_00393_29004_6281.N1	17-SEP-2007 08:37:47	Dark	54.000	8	10Alp CMi	0.40000	6500.0	108	29004	No
66	GOM_NL__2PRFIN20070917_084701_000000612061_00393_29004_6282.N1	17-SEP-2007 08:47:01	Dark	60.500	1	9Alp CMa	-1.4400	11000.	121	29004	No
67	GOM_NL__2PRFIN20070917_084911_000000512061_00393_29004_6283.N1	17-SEP-2007 08:49:11	Dark	50.500	23	21Eps CMa	1.5020	26000.	101	29004	No
68	GOM_NL__2PRFIN20070917_085515_000000522061_00394_29005_6281.N1	17-SEP-2007 08:55:15	Dark	52.000	108	Alp Col	2.6520	15200.	104	29005	No
69	GOM_NL__2PRFIN20070917_090714_000000562061_00394_29005_6282.N1	17-SEP-2007 09:07:14	Dark	56.000	157	The1Eri	2.9060	9300.0	112	29005	No
70	GOM_NL__2PRFIN20070917_091246_000000472061_00394_29005_6283.N1	17-SEP-2007 09:12:46	Straylight	46.500	84	Alp Phe	2.3970	4500.0	93	29005	No
71	GOM_NL__2PRFIN20070917_092023_000000512061_00394_29005_6284.N1	17-SEP-2007 09:20:23	Tw_i_and_stray	50.500	52	16Bet Cet	2.0370	4500.0	101	29005	No
72	GOM_NL__2PRFIN20070917_093111_000000392061_00394_29005_6285.N1	17-SEP-2007 09:31:11	Bright	39.000	90	54Alp Peg	2.4870	11000.	78	29005	No
73	GOM_NL__2PRFIN20070917_093502_000000392061_00394_29005_6286.N1	17-SEP-2007 09:35:02	Bright	39.000	93	53Bet Peg	2.5200	3100.0	78	29005	No
74	GOM_NL__2PRFIN20070917_093701_000000472061_00394_29005_6287.N1	17-SEP-2007 09:37:01	Bright	46.500	58	21Alp And	2.0730	11000.	93	29005	No
75	GOM_NL__2PRFIN20070917_094515_000000412061_00394_29005_6288.N1	17-SEP-2007 09:45:15	Bright	40.500	74	11Bet Cas	2.2680	6600.0	81	29005	No
76	GOM_NL__2PRFIN20070917_094701_000000432061_00394_29005_6289.N1	17-SEP-2007 09:47:01	Bright	43.000	76	27Gam Cas	2.3000	30000.	86	29005	No
77	GOM_NL__2PRFIN20070917_100937_000000432061_00394_29005_6290.N1	17-SEP-2007 10:09:37	Bright	43.000	24	66Alp Gem	1.5800	10200.	86	29005	No
78	GOM_NL__2PRFIN20070917_101824_000000592061_00394_29005_6291.N1	17-SEP-2007 10:18:24	Dark	58.500	8	10Alp CMi	0.40000	6500.0	117	29005	No
79	GOM_NL__2PRFIN20070917_102738_000000622061_00394_29005_6292.N1	17-SEP-2007 10:27:38	Dark	61.500	1	9Alp CMa	-1.4400	11000.	123	29005	No
80	GOM_NL__2PRFIN20070917_102948_000000472061_00394_29005_6293.N1	17-SEP-2007 10:29:48	Dark	47.000	23	21Eps CMa	1.5020	26000.	94	29005	No
81	GOM_NL__2PRFIN20070917_103552_000000552061_00395_29006_6295.N1	17-SEP-2007 10:35:52	Dark	54.500	108	Alp Col	2.6520	15200.	109	29006	No
82	GOM_NL__2PRFIN20070917_104751_000000582061_00395_29006_6296.N1	17-SEP-2007 10:47:51	Dark	57.500	157	The1Eri	2.9060	9300.0	115	29006	No
83	GOM_NL__2PRFIN20070917_105323_000000422061_00395_29006_6297.N1	17-SEP-2007 10:53:23	Straylight	42.000	84	Alp Phe	2.3970	4500.0	84	29006	No
84	GOM_NL__2PRFIN20070917_110059_000000562061_00395_29006_6298.N1	17-SEP-2007 11:00:59	Tw_i_and_stray	55.500	52	16Bet Cet	2.0370	4500.0	111	29006	No
85	GOM_NL__2PRFIN20070917_111146_000000392061_00395_29006_6299.N1	17-SEP-2007 11:11:46	Bright	39.000	90	54Alp Peg	2.4870	11000.	78	29006	No
86	GOM_NL__2PRFIN20070917_111537_000000382061_00395_29006_6300.N1	17-SEP-2007 11:15:37	Bright	38.000	93	53Bet Peg	2.5200	3100.0	76	29006	No
87	GOM_NL__2PRFIN20070917_111736_000000462061_00395_29006_6301.N1	17-SEP-2007 11:17:36	Bright	45.500	58	21Alp And	2.0730	11000.	91	29006	No
88	GOM_NL__2PRFIN20070917_112550_000000422061_00395_29006_6302.N1	17-SEP-2007 11:25:50	Bright	41.500	74	11Bet Cas	2.2680	6600.0	83	29006	No
89	GOM_NL__2PRFIN20070917_112736_000000412061_00395_29006_6303.N1	17-SEP-2007 11:27:36	Bright	40.500	76	27Gam Cas	2.3000	30000.	81	29006	No
90	GOM_NL__2PRFIN20070917_115013_000000432061_00395_29006_6304.N1	17-SEP-2007 11:50:13	Bright	43.000	24	66Alp Gem	1.5800	10200.	86	29006	No
91	GOM_NL__2PRFIN20070917_115900_000000542061_00395_29006_6305.N1	17-SEP-2007 11:59:00	Dark	53.500	8	10Alp CMi	0.40000	6500.0	107	29006	No
92	GOM_NL__2PRFIN20070917_120815_000000632061_00395_29006_6306.N1	17-SEP-2007 12:08:15	Dark	62.500	1	9Alp CMa	-1.4400	11000.	125	29006	No
93	GOM_NL__2PRFIN20070917_121025_000000492061_00395_29006_6307.N1	17-SEP-2007 12:10:25	Dark	48.500	23	21Eps CMa	1.5020	26000.	97	29006	No
94	GOM_NL__2PRFIN20070917_121629_000000542061_00396_29007_6309.N1	17-SEP-2007 12:16:29	Dark	53.500	108	Alp Col	2.6520	15200.	107	29007	No
95	GOM_NL__2PRFIN20070917_122828_000000562061_00396_29007_6310.N1	17-SEP-2007 12:28:28	Dark	55.500	157	The1Eri	2.9060	9300.0	111	29007	No
96	GOM_NL__2PRFIN20070917_123359_000000442061_00396_29007_6311.N1	17-SEP-2007 12:33:59	Straylight	43.500	84	Alp Phe	2.3970	4500.0	87	29007	No
97	GOM_NL__2PRFIN20070917_124135_000000562061_00396_29007_6312.N1	17-SEP-2007 12:41:35	Tw_i_and_stray	56.000	52	16Bet Cet	2.0370	4500.0	112	29007	No
98	GOM_NL__2PRFIN20070917_125222_000000382061_00396_29007_6313.N1	17-SEP-2007 12:52:22	Bright	37.500	90	54Alp Peg	2.4870	11000.	75	29007	No
99	GOM_NL__2PRFIN20070917_125613_000000432061_00396_29007_6314.N1	17-SEP-2007 12:56:13	Bright	42.500	93	53Bet Peg	2.5200	3100.0	85	29007	No
100	GOM_NL__2PRFIN20070917_125811_000000482061_00396_29007_6315.N1	17-SEP-2007 12:58:11	Bright	47.500	58	21Alp And	2.0730	11000.	95	29007	No
101	GOM_NL__2PRFIN20070917_130625_000000402061_00396_29007_6316.N1	17-SEP-2007 13:06:25	Bright	40.000	74	11Bet Cas	2.2680	6600.0	80	29007	No

102	GOM_NL__2PRFIN20070917_130811_000000422061_00396_29007_6317.N1	17-SEP-2007 13:08:11	Bright	42.000	76	27Gam Cas	2.3000	30000.	84	29007	No
103	GOM_NL__2PRFIN20070917_133049_000000432061_00396_29007_6318.N1	17-SEP-2007 13:30:49	Bright	43.000	24	66Alp Gem	1.5800	10200.	86	29007	No
104	GOM_NL__2PRFIN20070917_133937_000000622061_00396_29007_6319.N1	17-SEP-2007 13:39:37	Dark	62.000	8	10Alp CMi	0.40000	6500.0	124	29007	No
105	GOM_NL__2PRFIN20070917_134852_000000642061_00396_29007_6320.N1	17-SEP-2007 13:48:52	Dark	63.500	1	9Alp CMA	-1.4400	11000.	127	29007	No
106	GOM_NL__2PRFIN20070917_135101_000000512061_00396_29007_6321.N1	17-SEP-2007 13:51:01	Dark	50.500	23	21Eps CMA	1.5020	26000.	101	29007	No
107	GOM_NL__2PRFIN20070917_135706_000000522061_00397_29008_6339.N1	17-SEP-2007 13:57:06	Dark	52.000	108	Alp Col	2.6520	15200.	104	29008	No
108	GOM_NL__2PRFIN20070917_140905_000000552061_00397_29008_6340.N1	17-SEP-2007 14:09:05	Dark	55.000	157	The1Eri	2.9060	9300.0	110	29008	No
109	GOM_NL__2PRFIN20070917_141435_000000472061_00397_29008_6341.N1	17-SEP-2007 14:14:35	Straylight	46.500	84	Alp Phe	2.3970	4500.0	93	29008	No
110	GOM_NL__2PRFIN20070917_142211_000000612061_00397_29008_6342.N1	17-SEP-2007 14:22:11	Tw_i_and_stray	60.500	52	16Bet Cet	2.0370	4500.0	121	29008	No
111	GOM_NL__2PRFIN20070917_143258_000000392061_00397_29008_6343.N1	17-SEP-2007 14:32:58	Bright	39.000	90	54Alp Peg	2.4870	11000.	78	29008	No
112	GOM_NL__2PRFIN20070917_143649_000000392061_00397_29008_6344.N1	17-SEP-2007 14:36:49	Bright	39.000	93	53Bet Peg	2.5200	3100.0	78	29008	No
113	GOM_NL__2PRFIN20070917_143846_000000462061_00397_29008_6345.N1	17-SEP-2007 14:38:46	Bright	45.500	58	21Alp And	2.0730	11000.	91	29008	No
114	GOM_NL__2PRFIN20070917_144701_000000422061_00397_29008_6346.N1	17-SEP-2007 14:47:01	Bright	41.500	74	11Bet Cas	2.2680	6600.0	83	29008	No
115	GOM_NL__2PRFIN20070917_144847_000000422061_00397_29008_6347.N1	17-SEP-2007 14:48:47	Bright	41.500	76	27Gam Cas	2.3000	30000.	83	29008	No
116	GOM_NL__2PRFIN20070917_151125_000000452061_00397_29008_6348.N1	17-SEP-2007 15:11:25	Bright	45.000	24	66Alp Gem	1.5800	10200.	90	29008	No
117	GOM_NL__2PRFIN20070917_152013_000000562061_00397_29008_6349.N1	17-SEP-2007 15:20:13	Dark	56.000	8	10Alp CMi	0.40000	6500.0	112	29008	No
118	GOM_NL__2PRFIN20070917_152929_000000642061_00397_29008_6350.N1	17-SEP-2007 15:29:29	Dark	64.000	1	9Alp CMA	-1.4400	11000.	128	29008	No
119	GOM_NL__2PRFIN20070917_153138_000000472061_00397_29008_6351.N1	17-SEP-2007 15:31:38	Dark	46.500	23	21Eps CMA	1.5020	26000.	93	29008	No
120	GOM_NL__2PRFIN20070917_153744_000000522061_00398_29009_6361.N1	17-SEP-2007 15:37:44	Dark	52.000	108	Alp Col	2.6520	15200.	104	29009	No
121	GOM_NL__2PRFIN20070917_154942_000000542061_00398_29009_6362.N1	17-SEP-2007 15:49:42	Dark	53.500	157	The1Eri	2.9060	9300.0	107	29009	No
122	GOM_NL__2PRFIN20070917_155512_000000432061_00398_29009_6363.N1	17-SEP-2007 15:55:12	Straylight	42.500	84	Alp Phe	2.3970	4500.0	85	29009	No
123	GOM_NL__2PRFIN20070917_160247_000000602061_00398_29009_6364.N1	17-SEP-2007 16:02:47	Tw_i_and_stray	59.500	52	16Bet Cet	2.0370	4500.0	119	29009	No
124	GOM_NL__2PRFIN20070917_161334_000000402061_00398_29009_6365.N1	17-SEP-2007 16:13:34	Bright	40.000	90	54Alp Peg	2.4870	11000.	80	29009	No
125	GOM_NL__2PRFIN20070917_161724_000000412061_00398_29009_6366.N1	17-SEP-2007 16:17:24	Bright	41.000	93	53Bet Peg	2.5200	3100.0	82	29009	No
126	GOM_NL__2PRFIN20070917_161922_000000472061_00398_29009_6367.N1	17-SEP-2007 16:19:22	Bright	47.000	58	21Alp And	2.0730	11000.	94	29009	No
127	GOM_NL__2PRFIN20070917_162736_000000402061_00398_29009_6368.N1	17-SEP-2007 16:27:36	Bright	39.500	74	11Bet Cas	2.2680	6600.0	79	29009	No
128	GOM_NL__2PRFIN20070917_162922_000000432061_00398_29009_6369.N1	17-SEP-2007 16:29:22	Bright	43.000	76	27Gam Cas	2.3000	30000.	86	29009	No
129	GOM_NL__2PRFIN20070917_165201_000000412061_00398_29009_6370.N1	17-SEP-2007 16:52:01	Bright	40.500	24	66Alp Gem	1.5800	10200.	81	29009	No
130	GOM_NL__2PRFIN20070917_170050_000000542061_00398_29009_6371.N1	17-SEP-2007 17:00:50	Dark	54.000	8	10Alp CMi	0.40000	6500.0	108	29009	No
131	GOM_NL__2PRFIN20070917_171006_000000682061_00398_29009_6372.N1	17-SEP-2007 17:10:06	Dark	68.000	1	9Alp CMA	-1.4400	11000.	136	29009	No
132	GOM_NL__2PRFIN20070917_171215_000000522061_00398_29009_6373.N1	17-SEP-2007 17:12:15	Dark	51.500	23	21Eps CMA	1.5020	26000.	103	29009	No
133	GOM_NL__2PRFIN20070917_171821_000000512061_00399_29010_6396.N1	17-SEP-2007 17:18:21	Dark	51.000	108	Alp Col	2.6520	15200.	102	29010	No
134	GOM_NL__2PRFIN20070917_173019_000000542061_00399_29010_6397.N1	17-SEP-2007 17:30:19	Dark	53.500	157	The1Eri	2.9060	9300.0	107	29010	No
135	GOM_NL__2PRFIN20070917_173548_000000502061_00399_29010_6398.N1	17-SEP-2007 17:35:48	Straylight	49.500	84	Alp Phe	2.3970	4500.0	99	29010	No
136	GOM_NL__2PRFIN20070917_174323_000000582061_00399_29010_6399.N1	17-SEP-2007 17:43:23	Tw_i_and_stray	58.000	52	16Bet Cet	2.0370	4500.0	116	29010	No
137	GOM_NL__2PRFIN20070917_175409_000000392061_00399_29010_6400.N1	17-SEP-2007 17:54:09	Bright	38.500	90	54Alp Peg	2.4870	11000.	77	29010	No
138	GOM_NL__2PRFIN20070917_175800_000000392061_00399_29010_6401.N1	17-SEP-2007 17:58:00	Bright	38.500	93	53Bet Peg	2.5200	3100.0	77	29010	No
139	GOM_NL__2PRFIN20070917_175957_000000462061_00399_29010_6402.N1	17-SEP-2007 17:59:57	Bright	45.500	58	21Alp And	2.0730	11000.	91	29010	No
140	GOM_NL__2PRFIN20070917_180812_000000412061_00399_29010_6403.N1	17-SEP-2007 18:08:12	Bright	40.500	74	11Bet Cas	2.2680	6600.0	81	29010	No
141	GOM_NL__2PRFIN20070917_180958_000000422061_00399_29010_6404.N1	17-SEP-2007 18:09:58	Bright	42.000	76	27Gam Cas	2.3000	30000.	84	29010	No
142	GOM_NL__2PRFIN20070917_183237_000000432061_00399_29010_6405.N1	17-SEP-2007 18:32:37	Bright	42.500	24	66Alp Gem	1.5800	10200.	85	29010	No
143	GOM_NL__2PRFIN20070917_184126_000000552061_00399_29010_6406.N1	17-SEP-2007 18:41:26	Dark	54.500	8	10Alp CMi	0.40000	6500.0	109	29010	No
144	GOM_NL__2PRFIN20070917_185043_000000632061_00399_29010_6407.N1	17-SEP-2007 18:50:43	Dark	62.500	1	9Alp CMA	-1.4400	11000.	125	29010	No
145	GOM_NL__2PRFIN20070917_185252_000000502061_00399_29010_6408.N1	17-SEP-2007 18:52:52	Dark	49.500	23	21Eps CMA	1.5020	26000.	99	29010	No
146	GOM_NL__2PRFIN20070917_185858_000000532061_00400_29011_6400.N1	17-SEP-2007 18:58:58	Dark	52.500	108	Alp Col	2.6520	15200.	105	29011	No
147	GOM_NL__2PRFIN20070917_191056_000000532061_00400_29011_6401.N1	17-SEP-2007 19:10:56	Dark	53.000	157	The1Eri	2.9060	9300.0	106	29011	No
148	GOM_NL__2PRFIN20070917_191624_000000452061_00400_29011_6402.N1	17-SEP-2007 19:16:24	Straylight	45.000	84	Alp Phe	2.3970	4500.0	90	29011	No
149	GOM_NL__2PRFIN20070917_192359_000000552061_00400_29011_6403.N1	17-SEP-2007 19:23:59	Tw_i_and_stray	54.500	52	16Bet Cet	2.0370	4500.0	109	29011	No
150	GOM_NL__2PRFIN20070917_193445_000000392061_00400_29011_6404.N1	17-SEP-2007 19:34:45	Bright	39.000	90	54Alp Peg	2.4870	11000.	78	29011	No
151	GOM_NL__2PRFIN20070917_193836_000000412061_00400_29011_6405.N1	17-SEP-2007 19:38:36	Bright	41.000	93	53Bet Peg	2.5200	3100.0	82	29011	No
152	GOM_NL__2PRFIN20070917_194032_000000442061_00400_29011_6406.N1	17-SEP-2007 19:40:32	Bright	44.000	58	21Alp And	2.0730	11000.	88	29011	No
153	GOM_NL__2PRFIN20070917_194847_000000422061_00400_29011_6407.N1	17-SEP-2007 19:48:47	Bright	41.500	74	11Bet Cas	2.2680	6600.0	83	29011	No
154	GOM_NL__2PRFIN20070917_195033_000000432061_00400_29011_6408.N1	17-SEP-2007 19:50:33	Bright	42.500	76	27Gam Cas	2.3000	30000.	85	29011	No
155	GOM_NL__2PRFIN20070917_201313_000000452061_00400_29011_6409.N1	17-SEP-2007 20:13:13	Bright	45.000	24	66Alp Gem	1.5800	10200.	90	29011	No
156	GOM_NL__2PRFIN20070917_202203_000000582061_00400_29011_6410.N1	17-SEP-2007 20:22:03	Dark	57.500	8	10Alp CMi	0.40000	6500.0	115	29011	No
157	GOM_NL__2PRFIN20070917_203121_000000662061_00400_29011_6411.N1	17-SEP-2007 20:31:21	Dark	65.500	1	9Alp CMA	-1.4400	11000.	131	29011	No
158	GOM_NL__2PRFIN20070917_203329_000000472061_00400_29011_6412.N1	17-SEP-2007 20:33:29	Dark	46.500	23	21Eps CMA	1.5020	26000.	93	29011	No
159	GOM_NL__2PRFIN20070917_203935_000000532061_00401_29012_6404.N1	17-SEP-2007 20:39:35	Dark	52.500	108	Alp Col	2.6520	15200.	105	29012	No
160	GOM_NL__2PRFIN20070917_205133_000000532061_00401_29012_6405.N1	17-SEP-2007 20:51:33	Dark	53.000	157	The1Eri	2.9060	9300.0	106	29012	No

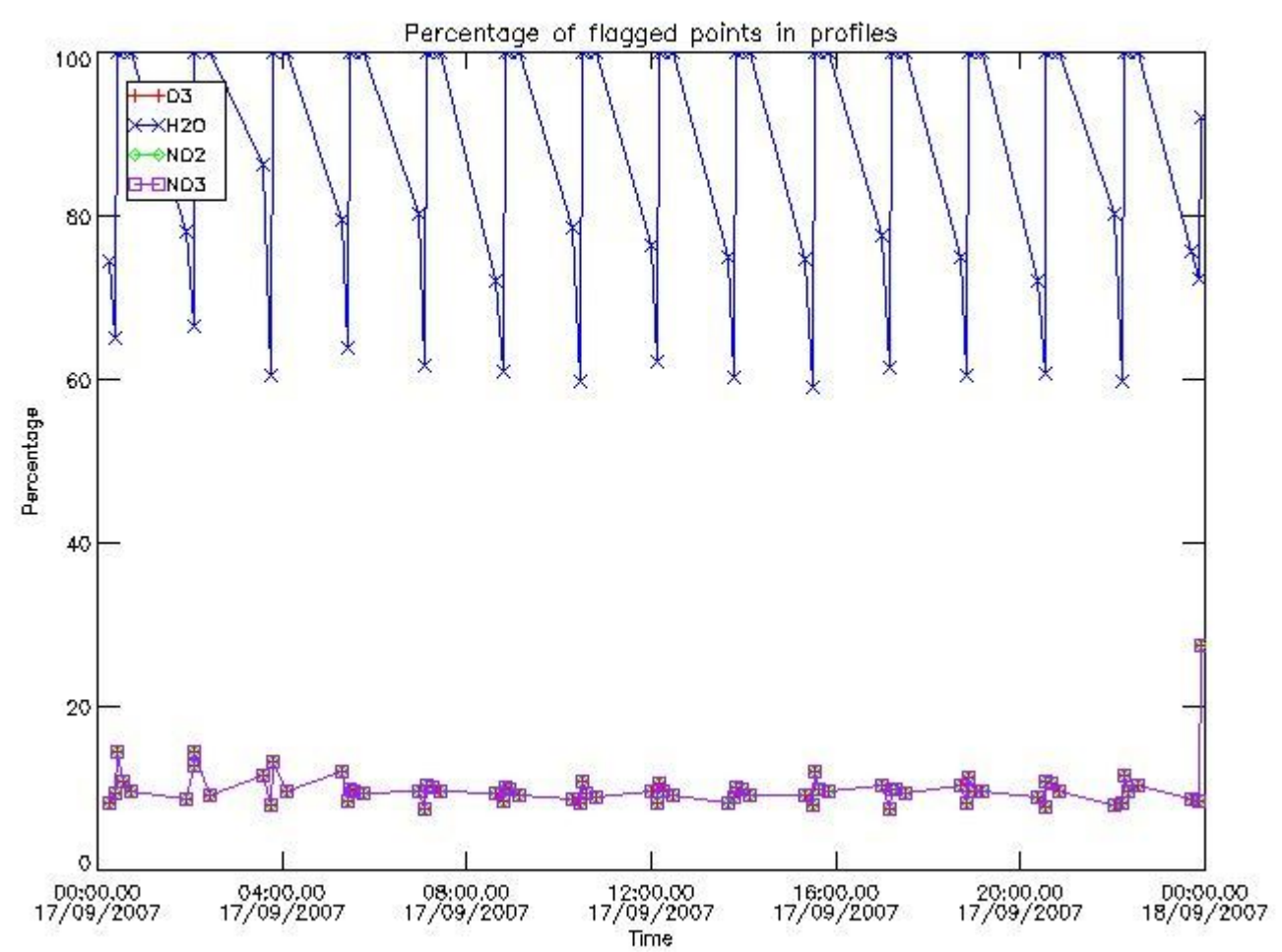


161	GOM_NL__2PRFIN20070917_205700_000000412061_00401_29012_6406.N1	17-SEP-2007 20:57:00	Straylight	40.500	84	Alp Phe	2.3970	4500.0	81	29012	No
162	GOM_NL__2PRFIN20070917_210435_000000572061_00401_29012_6407.N1	17-SEP-2007 21:04:35	Twl_and_stray	56.500	52	16Bet Cet	2.0370	4500.0	113	29012	No
163	GOM_NL__2PRFIN20070917_211521_000000392061_00401_29012_6408.N1	17-SEP-2007 21:15:21	Bright	38.500	90	54Alp Peg	2.4870	11000.	77	29012	No
164	GOM_NL__2PRFIN20070917_211912_000000382061_00401_29012_6409.N1	17-SEP-2007 21:19:12	Bright	37.500	93	53Bet Peg	2.5200	3100.0	75	29012	No
165	GOM_NL__2PRFIN20070917_212108_000000472061_00401_29012_6410.N1	17-SEP-2007 21:21:08	Bright	46.500	58	21Alp And	2.0730	11000.	93	29012	No
166	GOM_NL__2PRFIN20070917_212923_000000412061_00401_29012_6411.N1	17-SEP-2007 21:29:23	Bright	40.500	74	11Bet Cas	2.2680	6600.0	81	29012	No
167	GOM_NL__2PRFIN20070917_213108_000000422061_00401_29012_6412.N1	17-SEP-2007 21:31:08	Bright	42.000	76	27Gam Cas	2.3000	30000.	84	29012	No
168	GOM_NL__2PRFIN20070917_215349_000000442061_00401_29012_6413.N1	17-SEP-2007 21:53:49	Bright	44.000	24	66Alp Gem	1.5800	10200.	88	29012	No
169	GOM_NL__2PRFIN20070917_220239_000000642061_00401_29012_6414.N1	17-SEP-2007 22:02:39	Dark	63.500	8	10Alp CMi	0.40000	6500.0	127	29012	No
170	GOM_NL__2PRFIN20070917_221158_000000632061_00401_29012_6415.N1	17-SEP-2007 22:11:58	Dark	62.500	1	9Alp CMa	-1.4400	11000.	125	29012	No
171	GOM_NL__2PRFIN20070917_221405_000000452061_00401_29012_6416.N1	17-SEP-2007 22:14:05	Dark	44.500	23	21Eps CMa	1.5020	26000.	89	29012	No
172	GOM_NL__2PRFIN20070917_222012_000000542061_00402_29013_6431.N1	17-SEP-2007 22:20:12	Dark	53.500	108	Alp Col	2.6520	15200.	107	29013	No
173	GOM_NL__2PRFIN20070917_223209_000000542061_00402_29013_6432.N1	17-SEP-2007 22:32:09	Dark	54.000	157	The1Eri	2.9060	9300.0	108	29013	No
174	GOM_NL__2PRFIN20070917_223737_000000472061_00402_29013_6433.N1	17-SEP-2007 22:37:37	Straylight	47.000	84	Alp Phe	2.3970	4500.0	94	29013	No
175	GOM_NL__2PRFIN20070917_224511_000000582061_00402_29013_6434.N1	17-SEP-2007 22:45:11	Twl_and_stray	58.000	52	16Bet Cet	2.0370	4500.0	116	29013	No
176	GOM_NL__2PRFIN20070917_225557_000000392061_00402_29013_6435.N1	17-SEP-2007 22:55:57	Bright	38.500	90	54Alp Peg	2.4870	11000.	77	29013	No
177	GOM_NL__2PRFIN20070917_225947_000000402061_00402_29013_6436.N1	17-SEP-2007 22:59:47	Bright	40.000	93	53Bet Peg	2.5200	3100.0	80	29013	No
178	GOM_NL__2PRFIN20070917_230143_000000462061_00402_29013_6437.N1	17-SEP-2007 23:01:43	Bright	46.000	58	21Alp And	2.0730	11000.	92	29013	No
179	GOM_NL__2PRFIN20070917_230958_000000422061_00402_29013_6438.N1	17-SEP-2007 23:09:58	Bright	41.500	74	11Bet Cas	2.2680	6600.0	83	29013	No
180	GOM_NL__2PRFIN20070917_231144_000000412061_00402_29013_6439.N1	17-SEP-2007 23:11:44	Bright	40.500	76	27Gam Cas	2.3000	30000.	81	29013	No
181	GOM_NL__2PRFIN20070917_233425_000000532061_00402_29013_6440.N1	17-SEP-2007 23:34:25	Bright	53.000	24	66Alp Gem	1.5800	10200.	106	29013	No
182	GOM_NL__2PRFIN20070917_234315_000000642061_00402_29013_6441.N1	17-SEP-2007 23:43:15	Dark	63.500	8	10Alp CMi	0.40000	6500.0	127	29013	No
183	GOM_NL__2PRFIN20070917_235234_000000602061_00402_29013_6442.N1	17-SEP-2007 23:52:34	Dark	60.000	1	9Alp CMa	-1.4400	11000.	120	29013	No
184	GOM_NL__2PRFIN20070917_235442_000000522061_00402_29013_6443.N1	17-SEP-2007 23:54:42	Dark	51.500	23	21Eps CMa	1.5020	26000.	103	29013	No

### 3. Quality information per product

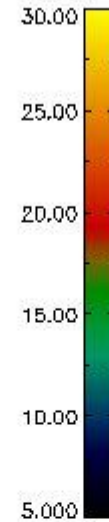
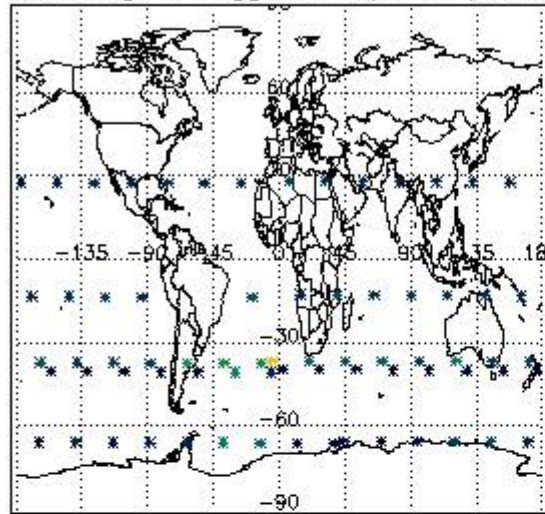
In this section it is plotted some information contained in the Quality Summary data set of the level 2 products. Only products in dark limb conditions and without errors (error flag in the MPH set to "0") are used.

#### 3.1 Plot quality information per product (time dependant)

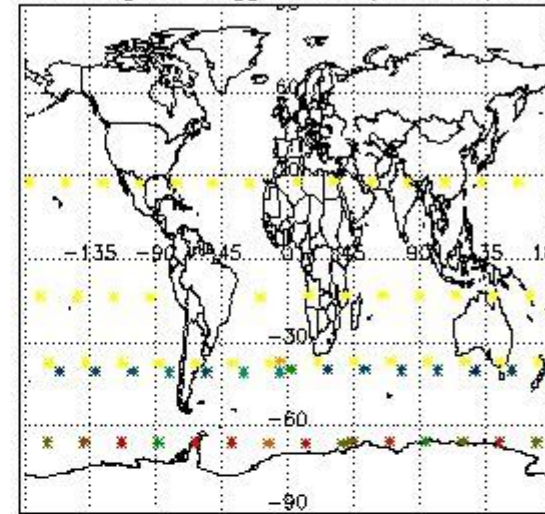


3.2 Plot quality information per product (world map)

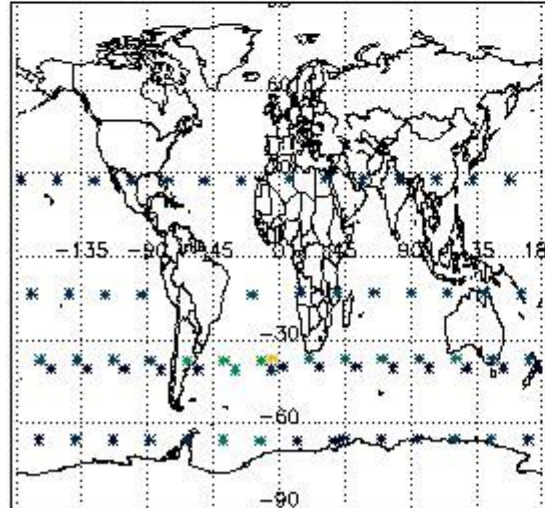
Percentage of flagged data per O3 profile



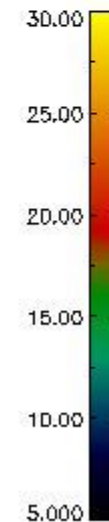
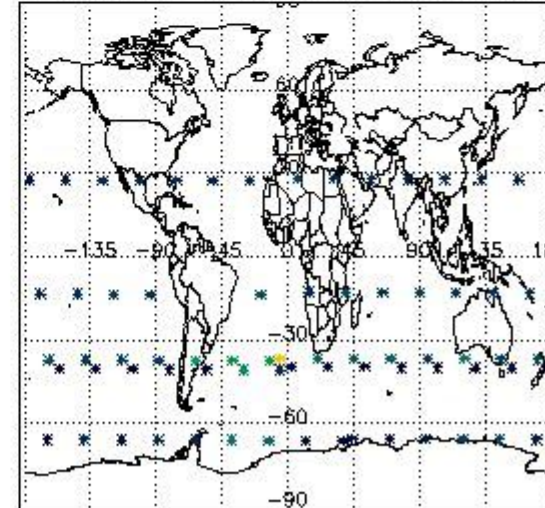
Percentage of flagged data per H2O profile



Percentage of flagged data per NO2 profile



Percentage of flagged data per NO3 profile

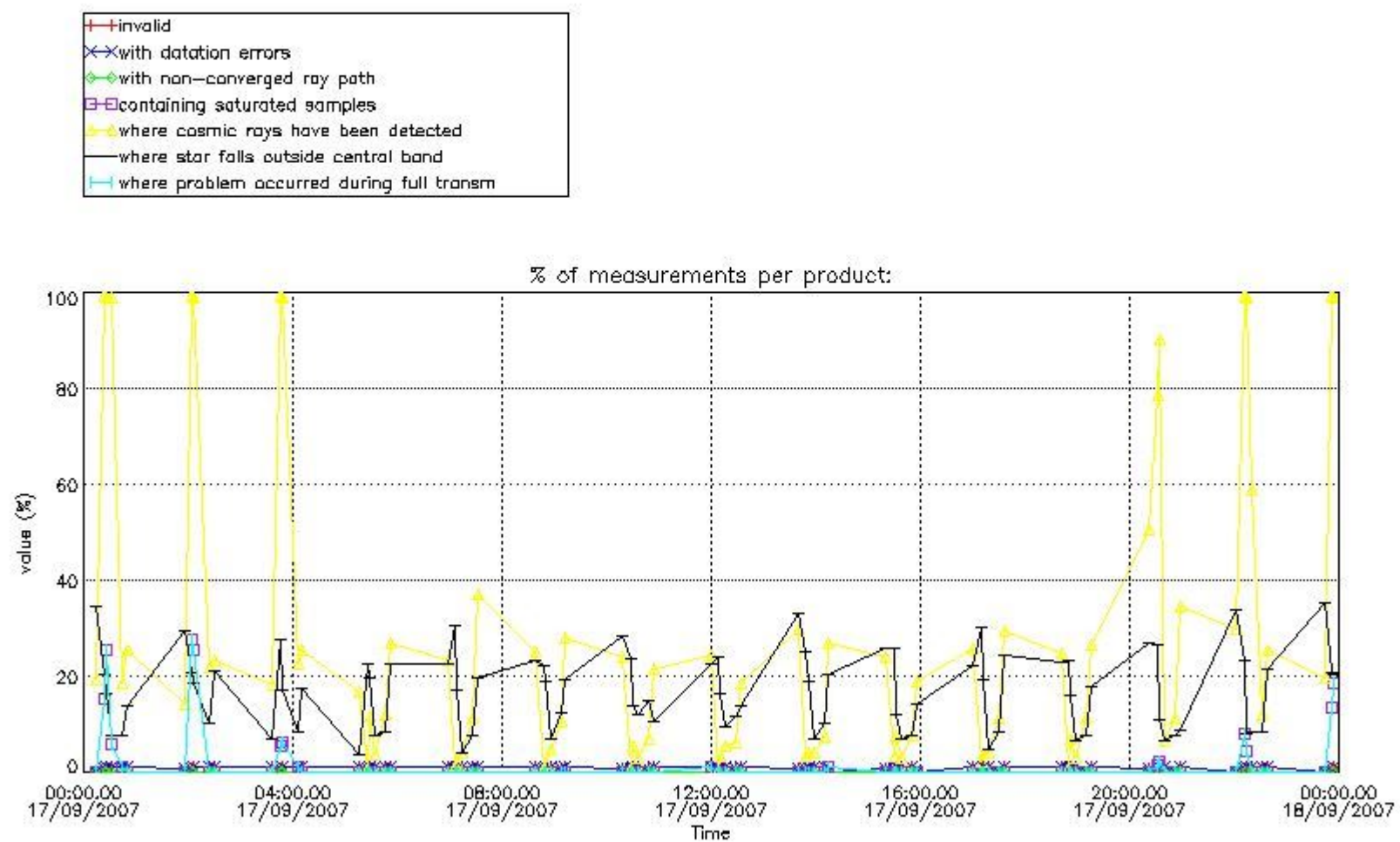


#### 4. Level 1 quality information per product

In this section it is plotted some information contained in the Quality Summary data set of the level 2 products that comes from the level 1b processing. Products without errors (error flag in the MPH set to "0") are used.

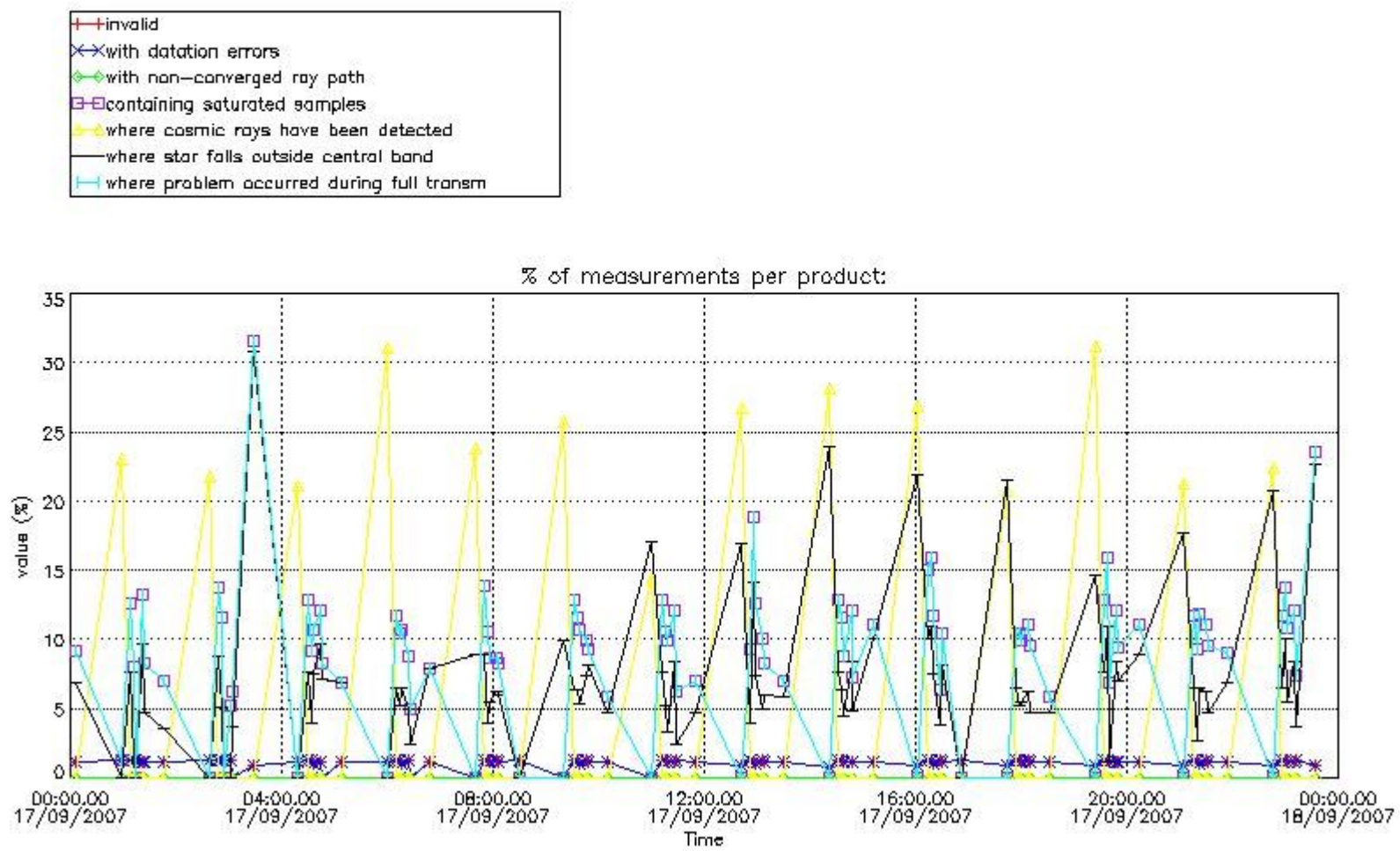
##### 4.1 Plot quality information per product (time dependant) coming from level 1b processing

###### 4.1.1 Plot level 1 quality information per product (time dependant): ENVISAT ASCENDING passes



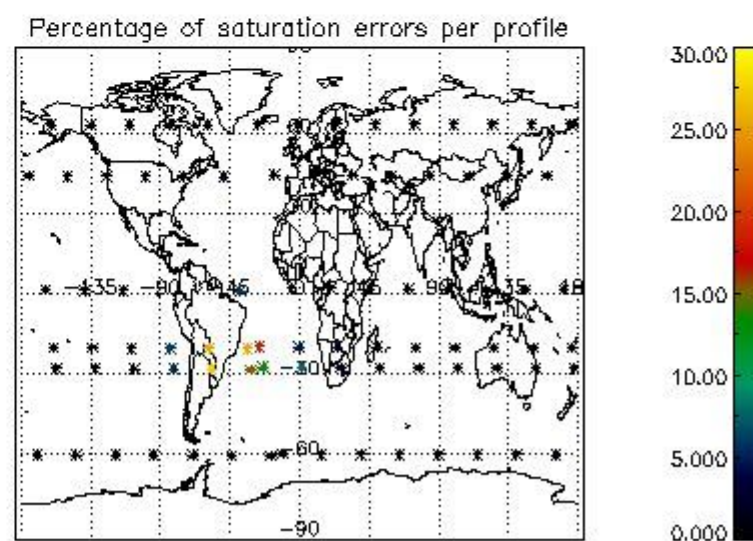
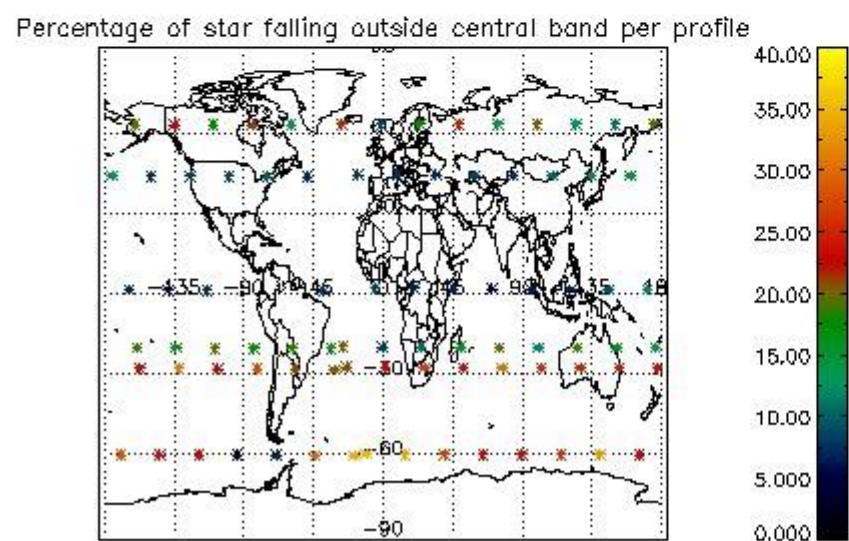
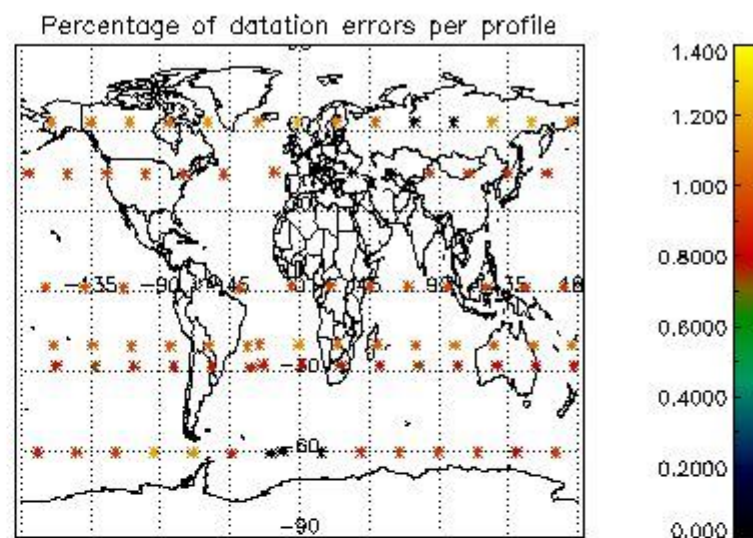
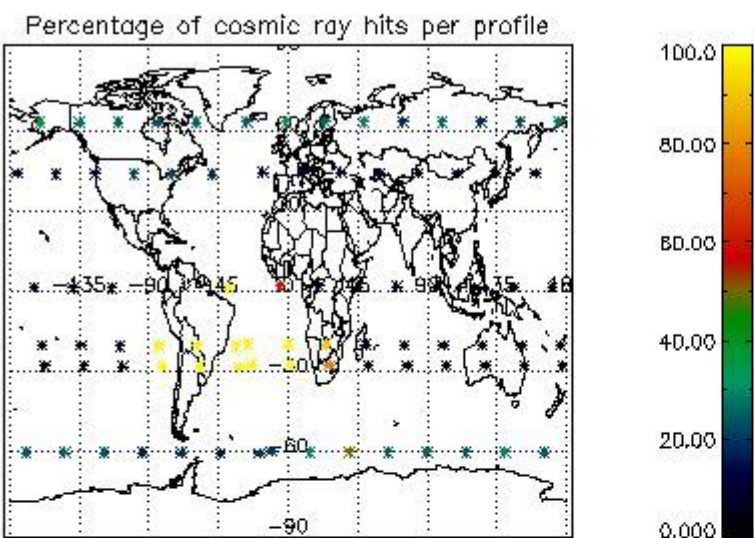
4.1.2 Plot level 1 quality information per product (time dependant): ENVI SAT DESCENDING passes





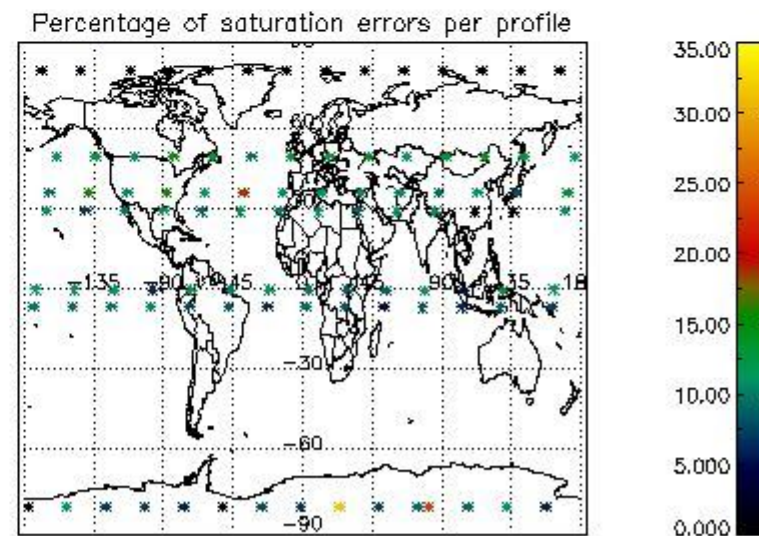
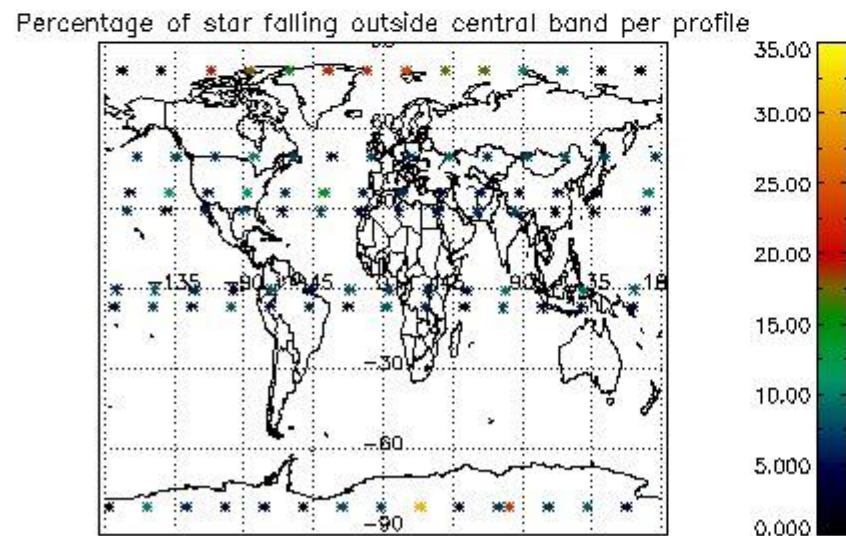
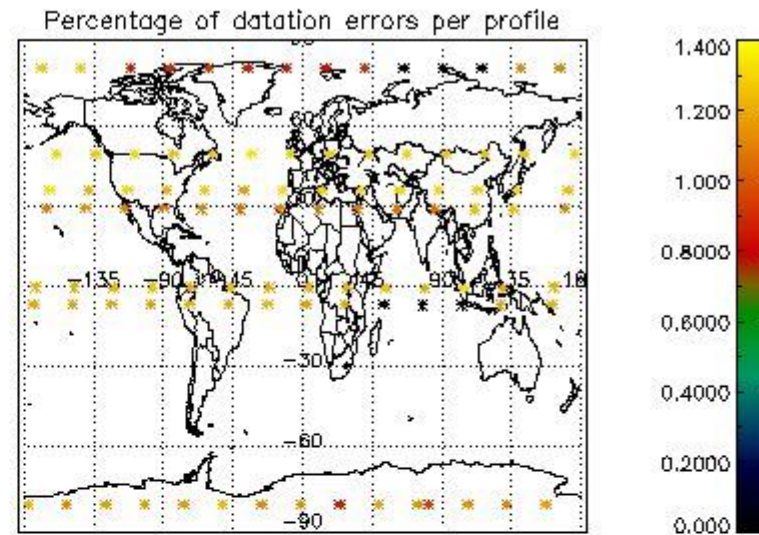
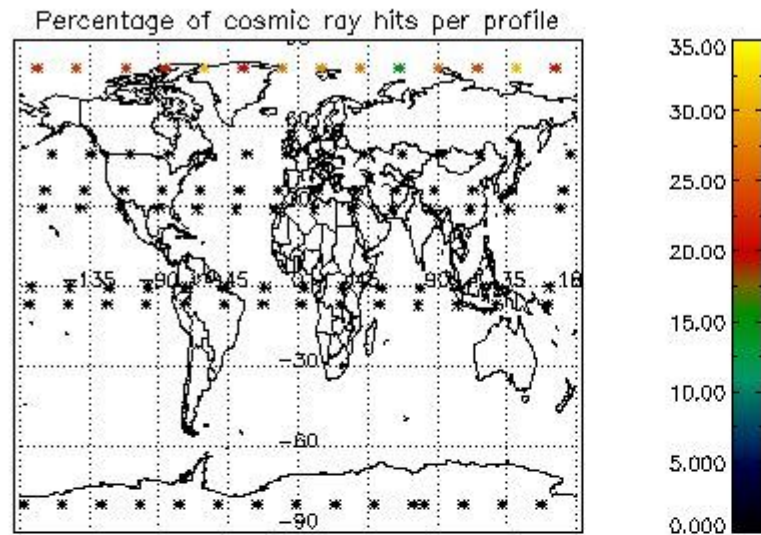
*4.2 Plot quality information per product coming from level 1b processing (world map)*

*4.2.1 Plot level 1 quality information per product (world map): ENVISAT ASCENDING passes*



4.2.2 Plot level 1 quality information per product (world map): ENVISAT DESCENDING passes





## 5. Trace gas profiles

### 5.1 Ozone statistics based on quality of products

The final quality of the products can be "measured" using the STD (Standard Deviation) attached to every point profile. This information is written to the parameter GOM\_NL\_\_2P/NL\_LOCAL\_SPECIES\_DENSITY/o3\_std of the level 2 products. The table below shows the statistics for given STD ranges.

The statistics are given with respect to the overall valid production:

- Products without fatal errors: GOM\_NL\_\_2P/MPH/PRODUCT\_ERR=0
- Valid point profile: GOM\_NL\_\_2P/NL\_LOCAL\_SPECIES\_DENSITY/pcd(0)=0

The 'Criteria' is applied to valid points of dark limb products:

- Products in dark limb illumination condition: GOM\_NL\_\_2P/NL\_SUMMARY\_QUALITY/obs\_ill\_cond=0
- Products without fatal errors: GOM\_NL\_\_2P/MPH/PRODUCT\_ERR=0
- Valid point profile: GOM\_NL\_\_2P/NL\_LOCAL\_SPECIES\_DENSITY/pcd(0)=0

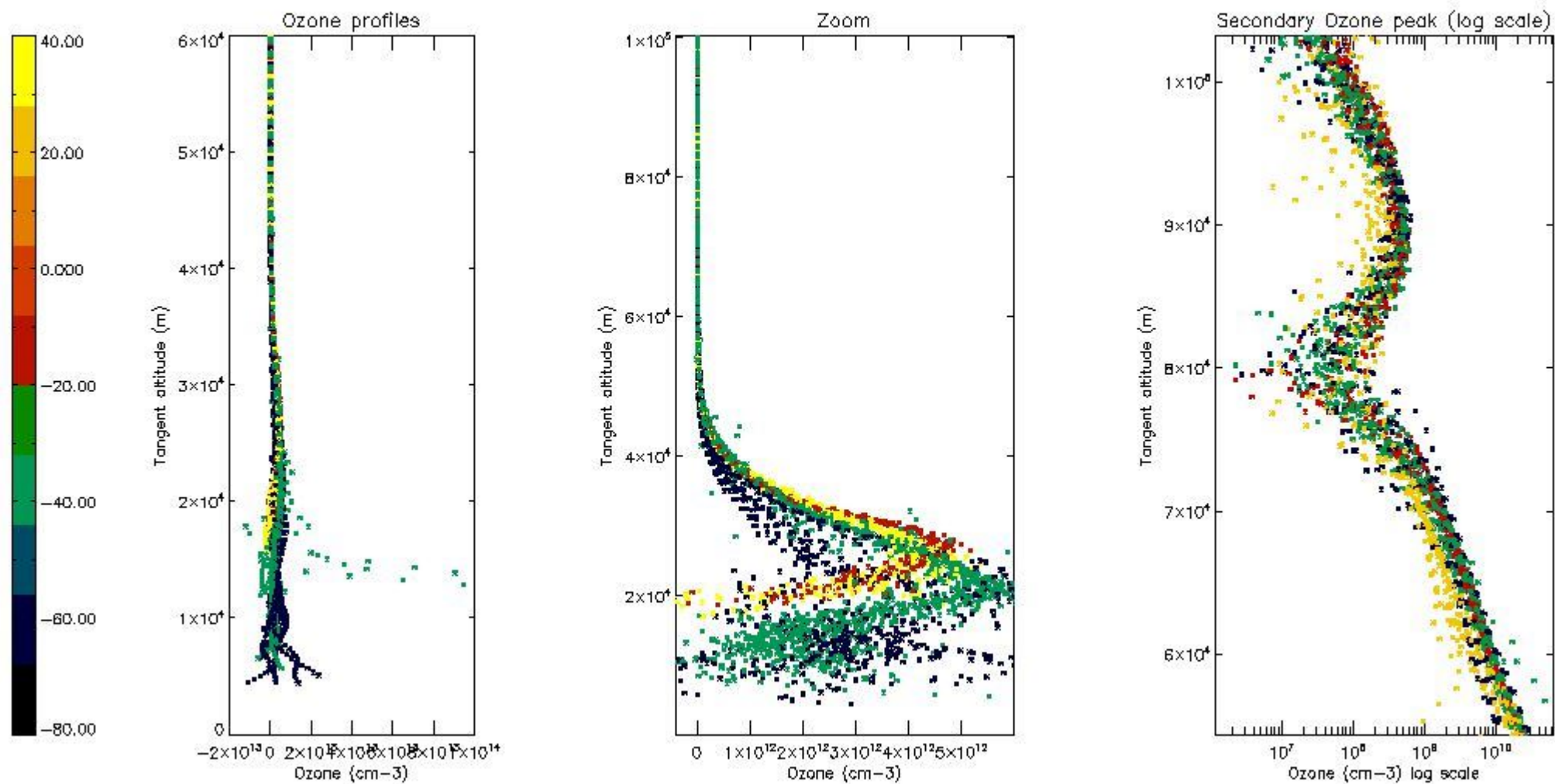
So, the table below shows the percentage of dark limb and valid observations for each criteria with respect to the overall valid daily observations.

Criteria	% of total production
All STD	46
STD < 20	30

STD < 10	25
STD < 5	19

5.2 Plot ozone profiles for all STD (dark without errors)

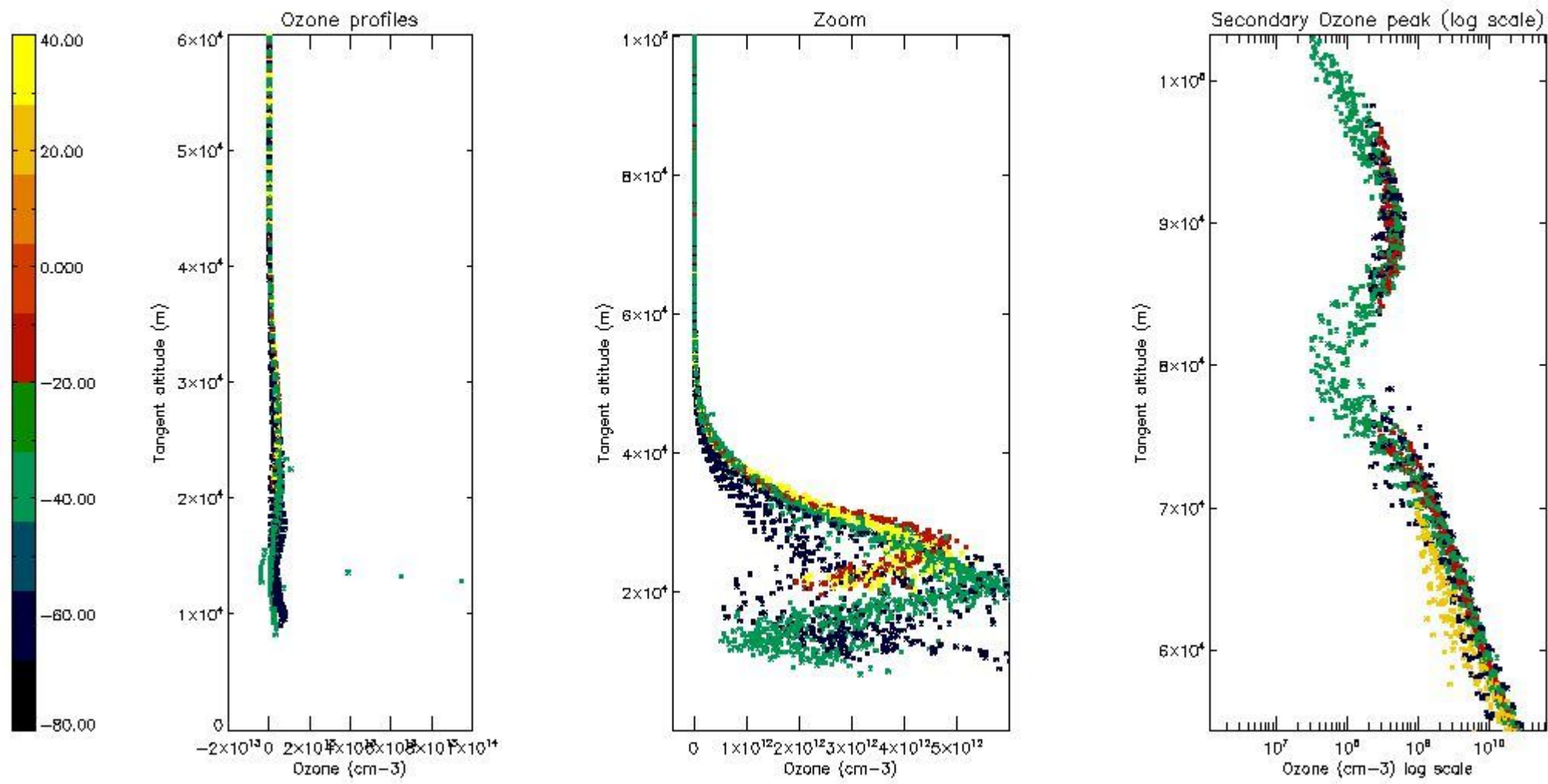
The colorbar represents the latitude.



5.3 Plot ozone profiles where STD < 20% (dark without errors)

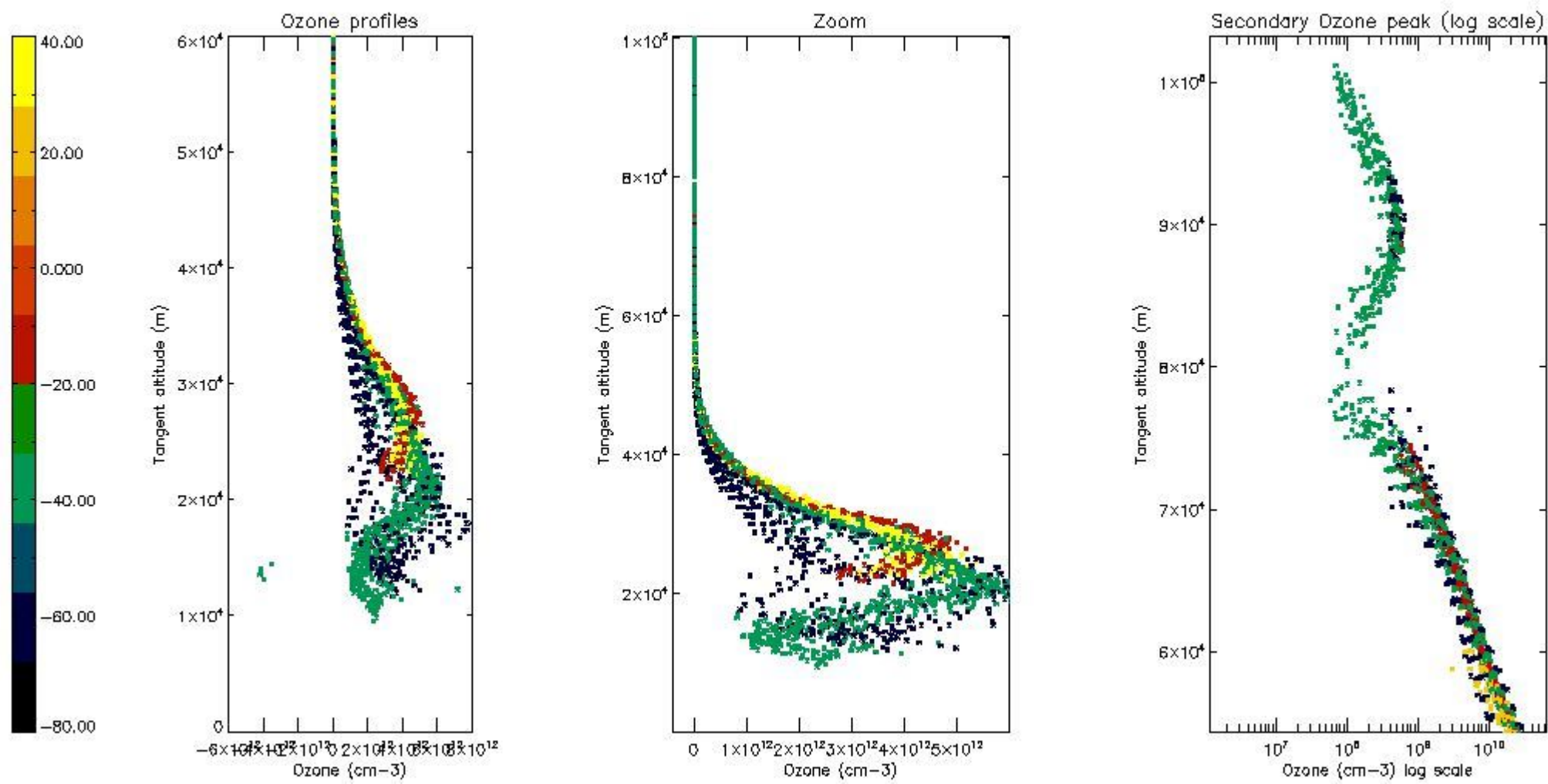
The colorbar represents the latitude.





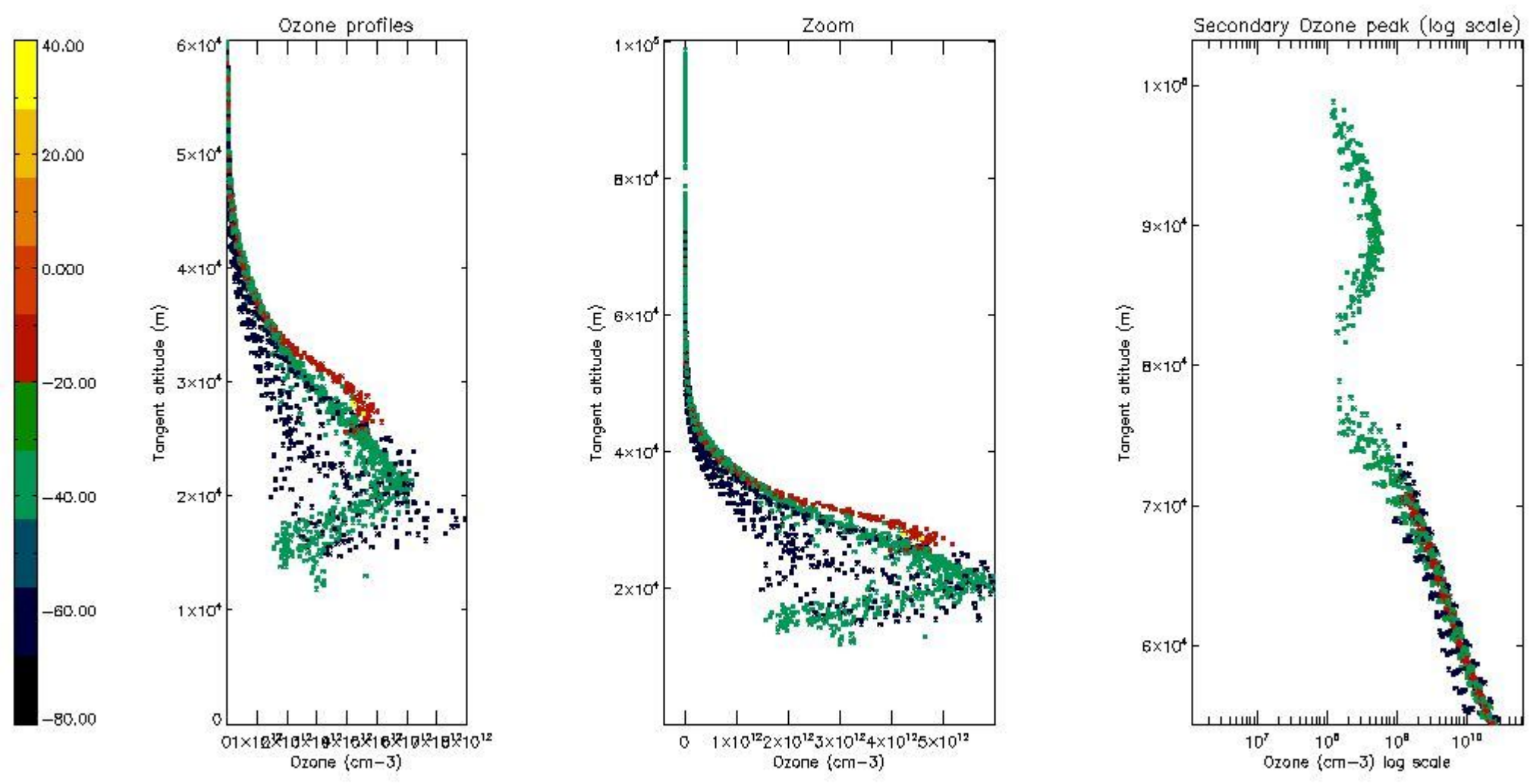
*5.4 Plot ozone profiles where  $STD < 10\%$  (dark without errors)*

The colorbar represents the latitude.



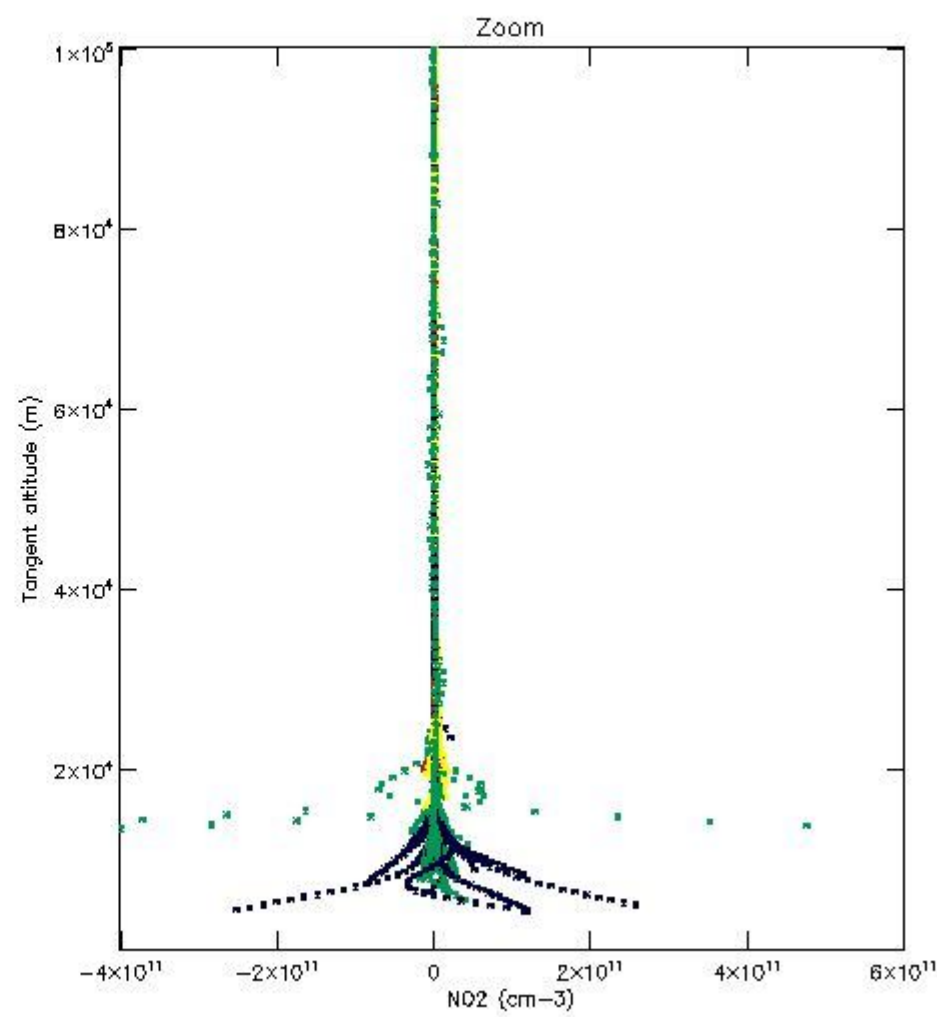
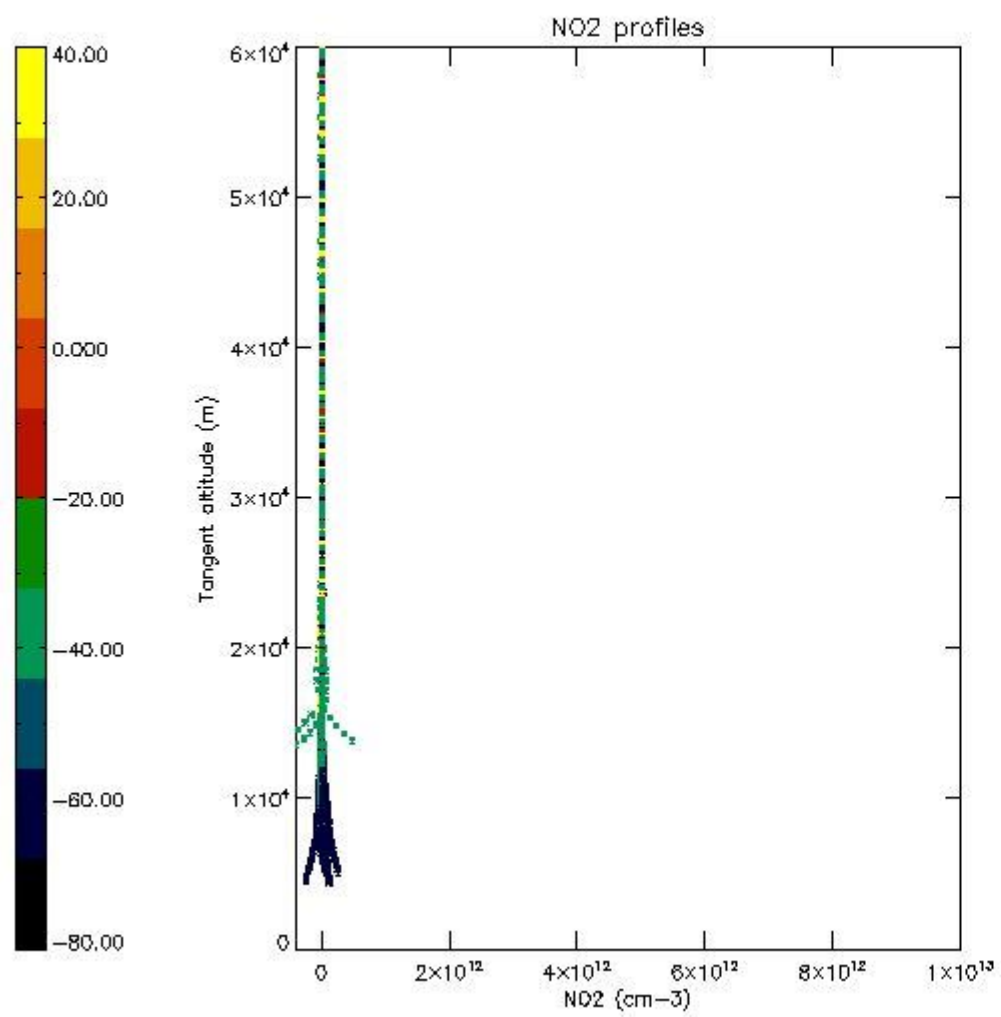
*5.5 Plot ozone profiles where STD < 5% (dark without errors)*

The colorbar represents the latitude.



*5.6 Plot NO<sub>2</sub> profiles for all STD (dark without errors)*

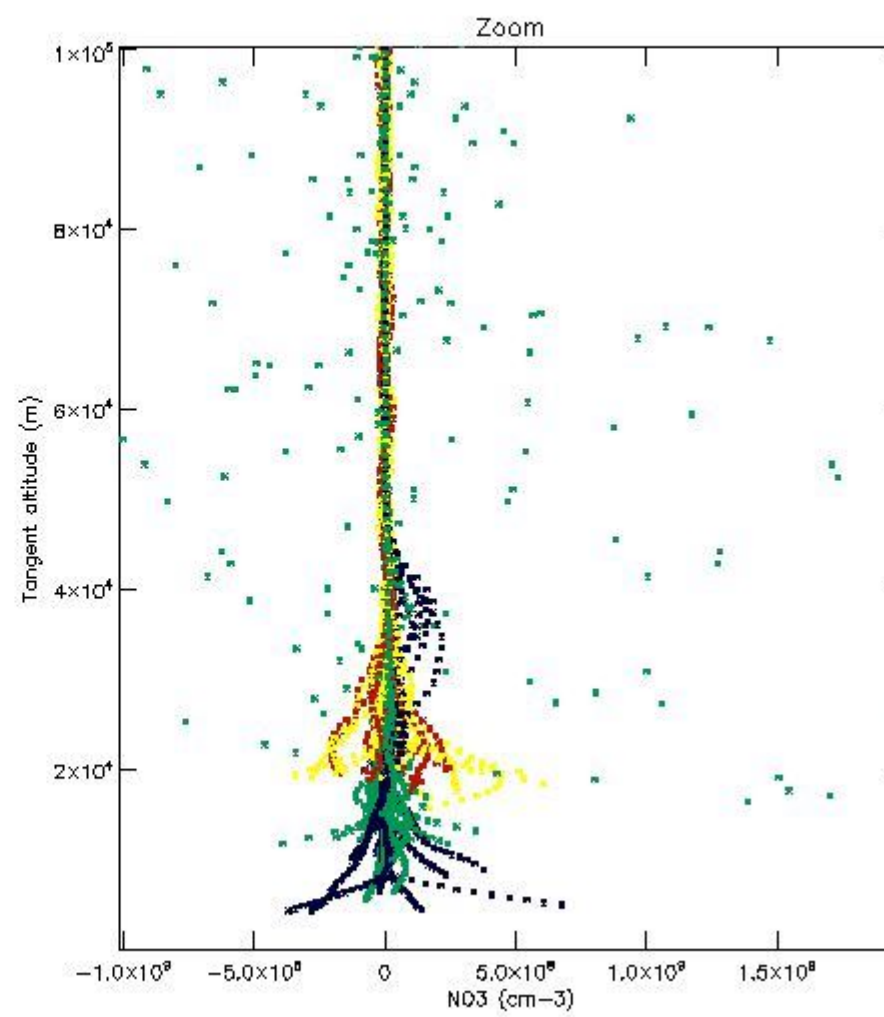
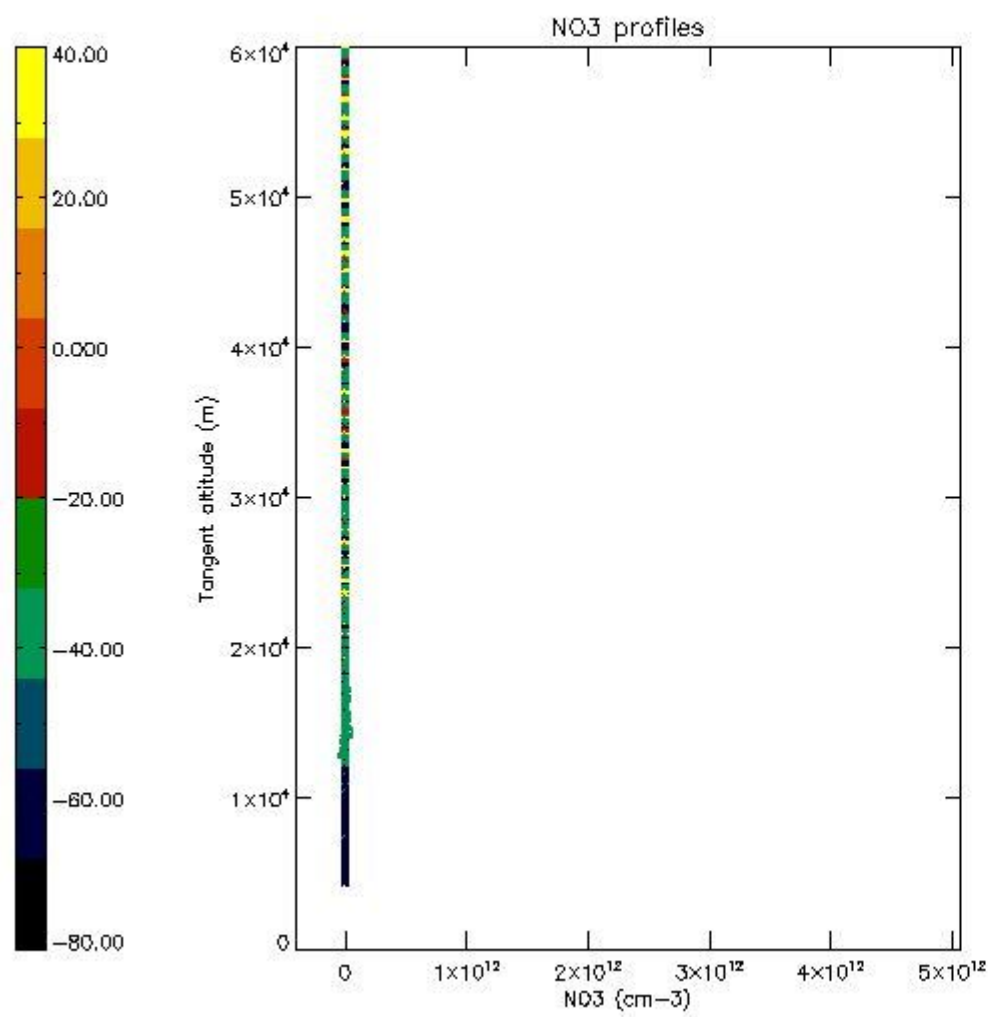
The colorbar represents the latitude.



*5.7 Plot NO3 profiles for all STD (dark without errors)*

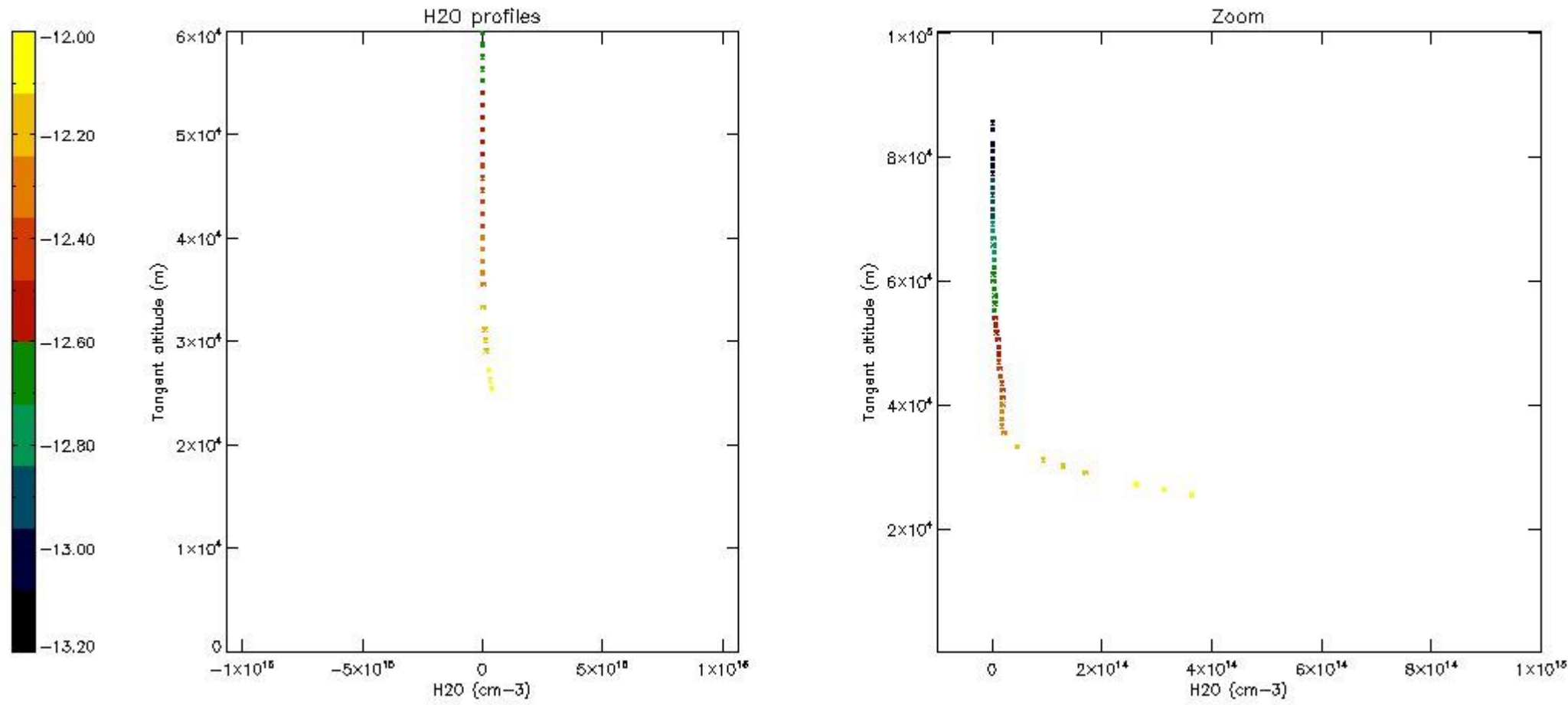
The colorbar represents the latitude.





5.8 Plot H<sub>2</sub>O profiles for all STD (only for occultations of stars 1,2,3,4,13,14,16,26,63 dark without errors)

The colorbar represents the latitude.



## 6. Auxiliary Data Files used for the production reported in section 2

The number reported in the third column indicates since which file (see list in section 2) the corresponding auxiliary file has been used. The fourth column is the date of those product files.

Type	Auxiliary Filename	Used since product	Used since product date
INST_PHYS_CHARACTERISTICS	GOM_INS_AXVIEC20091111_143220_20030716_120000_20500101_000000	1	17-SEP-2007 00:06:00
LEVEL-2_PROC_CONFIG	GOM_PR2_AXVIEC20091111_152718_20020301_000000_20500101_000000	1	17-SEP-2007 00:06:00
CROSS_SECTIONS_FILE	GOM_CRS_AXVIEC20091111_154832_20020301_000000_20500101_000000	1	17-SEP-2007 00:06:00

# GOMOS Level 2 Daily Report

## SUMMARY

### [1. General Info](#)

### [2. Summary of processed GOM\\_NL\\_2P products](#)

### [3. Level 2 Quality information per product](#)

#### [3.1 Plot of level 2 quality information per product \(time dependant\)](#)

#### [3.2 Plot of level 2 quality information per product \(world map\)](#)

### [4. Level 1 Quality information per product \(stored on level 2 products\)](#)

#### [4.1 Plot of level 1 quality information per product \(time dependant\)](#)

##### [4.1.1 Plot of level 1 quality information per product \(time dependant\): ASCENDING](#)

##### [4.1.2 Plot of level 1 quality information per product \(time dependant\): DESCENDING](#)

#### [4.2 Plot of level 1 quality information per product \(world map\)](#)

##### [4.2.1 Plot of level 1 quality information per product \(world map\): ASCENDING](#)

##### [4.2.2 Plot of level 1 quality information per product \(world map\): DESCENDING](#)

### [5. Ozone profiles based on quality statistics and other trace gas profiles](#)

#### [5.1 Ozone statistics based on quality of products](#)

#### [5.2 Plot ozone profiles for all STD \(dark without errors\)](#)

#### [5.3 Plot ozone profiles where STD < 20% \(dark without errors\)](#)

#### [5.4. Plot ozone profiles where STD < 10% \(dark without errors\)](#)

#### [5.5. Plot ozone profiles where STD < 5% \(dark without errors\)](#)

#### [5.6 Plot NO2 profiles for all STD \(dark without errors\)](#)

#### [5.7 Plot NO3 profiles for all STD \(dark without errors\)](#)

#### [5.8 Plot H2O profiles \(only for occultations of stars 1,2,3,4,13,14,16,26,63 dark without errors\) for all STD](#)

### [6. Auxiliary Data Files used for the production reported in section 2](#)

This report presents the daily analysis on parameters extracted from GOMOS level 2 data (GOM\_NL\_\_2P). It is intended to monitor some important parameters that will impact the quality of these products. A list of level 2 products (and content) that have arrived during the reporting day to the PCF is also given.

Item	Value
Time of report generation	23APR2013 05:12:12
Data source version	GOMOS/6.01
Start time of products	17-09-2007 (17SEP2007 00:00:00)
Stop time of products	18-09-2007 (18SEP2007 00:00:00)
Store outputs in DB	Yes
Nb of level 2 prods	184
Nb of prods with errors	0

## 2. Summary of processed GOM\_NL\_\_2P products.

Nr	Filename	UTC Start time	Limb	Duration	Star Id	Star Name	Star Mag	Star Temp	Nb Meas	Orbit	Prod. error
1	GOM_NL__2PRFIN20070917_000600_000000442061_00388_28999_6203.N1	17-SEP-2007 00:06:00	Bright	43.500	24	66Alp Gem	1.5800	10200.	87	28999	No
2	GOM_NL__2PRFIN20070917_001445_000000632061_00388_28999_6204.N1	17-SEP-2007 00:14:45	Dark	62.500	8	10Alp CMi	0.40000	6500.0	125	28999	No
3	GOM_NL__2PRFIN20070917_002356_000000592061_00388_28999_6205.N1	17-SEP-2007 00:23:56	Dark	59.000	1	9Alp CMa	-1.4400	11000.	118	28999	No
4	GOM_NL__2PRFIN20070917_002607_000000492061_00388_28999_6206.N1	17-SEP-2007 00:26:07	Dark	49.000	23	21Eps CMa	1.5020	26000.	98	28999	No
5	GOM_NL__2PRFIN20070917_003209_000000522061_00389_29000_6199.N1	17-SEP-2007 00:32:09	Dark	52.000	108	Alp Col	2.6520	15200.	104	29000	No
6	GOM_NL__2PRFIN20070917_004409_000000542061_00389_29000_6200.N1	17-SEP-2007 00:44:09	Dark	53.500	157	The1Eri	2.9060	9300.0	107	29000	No
7	GOM_NL__2PRFIN20070917_004944_000000442061_00389_29000_6201.N1	17-SEP-2007 00:49:44	Straylight	43.500	84	Alp Phe	2.3970	4500.0	87	29000	No
8	GOM_NL__2PRFIN20070917_005722_000000392061_00389_29000_6202.N1	17-SEP-2007 00:57:22	Twilight_and_stray	39.000	52	16Bet Cet	2.0370	4500.0	78	29000	No
9	GOM_NL__2PRFIN20070917_010811_000000402061_00389_29000_6203.N1	17-SEP-2007 01:08:11	Bright	39.500	90	54Alp Peg	2.4870	11000.	79	29000	No
10	GOM_NL__2PRFIN20070917_011203_000000382061_00389_29000_6204.N1	17-SEP-2007 01:12:03	Bright	37.500	93	53Bet Peg	2.5200	3100.0	75	29000	No
11	GOM_NL__2PRFIN20070917_011404_000000402061_00389_29000_6205.N1	17-SEP-2007 01:14:04	Bright	40.000	58	21Alp And	2.0730	11000.	80	29000	No
12	GOM_NL__2PRFIN20070917_012217_000000422061_00389_29000_6206.N1	17-SEP-2007 01:22:17	Bright	41.500	74	11Bet Cas	2.2680	6600.0	83	29000	No
13	GOM_NL__2PRFIN20070917_012404_000000422061_00389_29000_6207.N1	17-SEP-2007 01:24:04	Bright	42.000	76	27Gam Cas	2.3000	30000.	84	29000	No
14	GOM_NL__2PRFIN20070917_014636_000000432061_00389_29000_6208.N1	17-SEP-2007 01:46:36	Bright	42.500	24	66Alp Gem	1.5800	10200.	85	29000	No
15	GOM_NL__2PRFIN20070917_015521_000000602061_00389_29000_6209.N1	17-SEP-2007 01:55:21	Dark	59.500	8	10Alp CMi	0.40000	6500.0	119	29000	No
16	GOM_NL__2PRFIN20070917_020433_000000602061_00389_29000_6210.N1	17-SEP-2007 02:04:33	Dark	60.000	1	9Alp CMa	-1.4400	11000.	120	29000	No
17	GOM_NL__2PRFIN20070917_020644_000000492061_00389_29000_6211.N1	17-SEP-2007 02:06:44	Dark	49.000	23	21Eps CMa	1.5020	26000.	98	29000	No
18	GOM_NL__2PRFIN20070917_022446_000000552061_00390_29001_6207.N1	17-SEP-2007 02:24:46	Dark	55.000	157	The1Eri	2.9060	9300.0	110	29001	No
19	GOM_NL__2PRFIN20070917_023021_000000482061_00390_29001_6208.N1	17-SEP-2007 02:30:21	Straylight	47.500	84	Alp Phe	2.3970	4500.0	95	29001	No
20	GOM_NL__2PRFIN20070917_023758_000000392061_00390_29001_6209.N1	17-SEP-2007 02:37:58	Twilight_and_stray	39.000	52	16Bet Cet	2.0370	4500.0	78	29001	No
21	GOM_NL__2PRFIN20070917_024847_000000402061_00390_29001_6210.N1	17-SEP-2007 02:48:47	Bright	40.000	90	54Alp Peg	2.4870	11000.	80	29001	No
22	GOM_NL__2PRFIN20070917_025239_000000392061_00390_29001_6211.N1	17-SEP-2007 02:52:39	Bright	39.000	93	53Bet Peg	2.5200	3100.0	78	29001	No
23	GOM_NL__2PRFIN20070917_025440_000000402061_00390_29001_6212.N1	17-SEP-2007 02:54:40	Bright	40.000	58	21Alp And	2.0730	11000.	80	29001	No
24	GOM_NL__2PRFIN20070917_030253_000000382061_00390_29001_6213.N1	17-SEP-2007 03:02:53	Bright	38.000	74	11Bet Cas	2.2680	6600.0	76	29001	No
25	GOM_NL__2PRFIN20070917_030439_000000412061_00390_29001_6214.N1	17-SEP-2007 03:04:39	Bright	40.500	76	27Gam Cas	2.3000	30000.	81	29001	No
26	GOM_NL__2PRFIN20070917_032713_000000592061_00390_29001_6215.N1	17-SEP-2007 03:27:13	Bright	58.500	24	66Alp Gem	1.5800	10200.	117	29001	No
27	GOM_NL__2PRFIN20070917_033558_000000442061_00390_29001_6216.N1	17-SEP-2007 03:35:58	Dark	44.000	8	10Alp CMi	0.40000	6500.0	88	29001	No
28	GOM_NL__2PRFIN20070917_034510_000000652061_00390_29001_6217.N1	17-SEP-2007 03:45:10	Dark	65.000	1	9Alp CMa	-1.4400	11000.	130	29001	No
29	GOM_NL__2PRFIN20070917_034721_000000502061_00390_29001_6218.N1	17-SEP-2007 03:47:21	Dark	49.500	23	21Eps CMa	1.5020	26000.	99	29001	No
30	GOM_NL__2PRFIN20070917_040523_000000542061_00391_29002_6215.N1	17-SEP-2007 04:05:23	Dark	53.500	157	The1Eri	2.9060	9300.0	107	29002	No
31	GOM_NL__2PRFIN20070917_041057_000000462061_00391_29002_6216.N1	17-SEP-2007 04:10:57	Straylight	45.500	84	Alp Phe	2.3970	4500.0	91	29002	No
32	GOM_NL__2PRFIN20070917_041834_000000452061_00391_29002_6217.N1	17-SEP-2007 04:18:34	Twilight_and_stray	45.000	52	16Bet Cet	2.0370	4500.0	90	29002	No
33	GOM_NL__2PRFIN20070917_042923_000000392061_00391_29002_6218.N1	17-SEP-2007 04:29:23	Bright	39.000	90	54Alp Peg	2.4870	11000.	78	29002	No
34	GOM_NL__2PRFIN20070917_043315_000000382061_00391_29002_6219.N1	17-SEP-2007 04:33:15	Bright	38.000	93	53Bet Peg	2.5200	3100.0	76	29002	No
35	GOM_NL__2PRFIN20070917_043515_000000472061_00391_29002_6220.N1	17-SEP-2007 04:35:15	Bright	47.000	58	21Alp And	2.0730	11000.	94	29002	No
36	GOM_NL__2PRFIN20070917_044328_000000422061_00391_29002_6221.N1	17-SEP-2007 04:43:28	Bright	41.500	74	11Bet Cas	2.2680	6600.0	83	29002	No
37	GOM_NL__2PRFIN20070917_044515_000000422061_00391_29002_6222.N1	17-SEP-2007 04:45:15	Bright	42.000	76	27Gam Cas	2.3000	30000.	84	29002	No
38	GOM_NL__2PRFIN20070917_050749_000000442061_00391_29002_6223.N1	17-SEP-2007 05:07:49	Bright	44.000	24	66Alp Gem	1.5800	10200.	88	29002	No
39	GOM_NL__2PRFIN20070917_051634_000000422061_00391_29002_6224.N1	17-SEP-2007 05:16:34	Dark	42.000	8	10Alp CMi	0.40000	6500.0	84	29002	No
40	GOM_NL__2PRFIN20070917_052547_000000602061_00391_29002_6225.N1	17-SEP-2007 05:25:47	Dark	60.000	1	9Alp CMa	-1.4400	11000.	120	29002	No
41	GOM_NL__2PRFIN20070917_052757_000000512061_00391_29002_6226.N1	17-SEP-2007 05:27:57	Dark	51.000	23	21Eps CMa	1.5020	26000.	102	29002	No
42	GOM_NL__2PRFIN20070917_053401_000000532061_00392_29003_6250.N1	17-SEP-2007 05:34:01	Dark	52.500	108	Alp Col	2.6520	15200.	105	29003	No



43	GOM_NL__2PRFIN20070917_054600_000000542061_00392_29003_6251.N1	17-SEP-2007 05:46:00	Dark	54.000	157	The1Eri	2.9060	9300.0	108	29003	No
44	GOM_NL__2PRFIN20070917_055134_000000492061_00392_29003_6252.N1	17-SEP-2007 05:51:34	Straylight	48.500	84	Alp Phe	2.3970	4500.0	97	29003	No
45	GOM_NL__2PRFIN20070917_055910_000000452061_00392_29003_6253.N1	17-SEP-2007 05:59:10	Tw_i_and_stray	45.000	52	16Bet Cet	2.0370	4500.0	90	29003	No
46	GOM_NL__2PRFIN20070917_060959_000000392061_00392_29003_6254.N1	17-SEP-2007 06:09:59	Bright	38.500	90	54Alp Peg	2.4870	11000.	77	29003	No
47	GOM_NL__2PRFIN20070917_061350_000000392061_00392_29003_6255.N1	17-SEP-2007 06:13:50	Bright	38.500	93	53Bet Peg	2.5200	3100.0	77	29003	No
48	GOM_NL__2PRFIN20070917_061550_000000472061_00392_29003_6256.N1	17-SEP-2007 06:15:50	Bright	46.500	58	21Alp And	2.0730	11000.	93	29003	No
49	GOM_NL__2PRFIN20070917_062404_000000402061_00392_29003_6257.N1	17-SEP-2007 06:24:04	Bright	40.000	74	11Bet Cas	2.2680	6600.0	80	29003	No
50	GOM_NL__2PRFIN20070917_062550_000000412061_00392_29003_6258.N1	17-SEP-2007 06:25:50	Bright	40.500	76	27Gam Cas	2.3000	30000.	81	29003	No
51	GOM_NL__2PRFIN20070917_064825_000000452061_00392_29003_6259.N1	17-SEP-2007 06:48:25	Bright	44.500	24	66Alp Gem	1.5800	10200.	89	29003	No
52	GOM_NL__2PRFIN20070917_065711_000000542061_00392_29003_6260.N1	17-SEP-2007 06:57:11	Dark	53.500	8	10Alp CMi	0.40000	6500.0	107	29003	No
53	GOM_NL__2PRFIN20070917_070624_000000692061_00392_29003_6261.N1	17-SEP-2007 07:06:24	Dark	68.500	1	9Alp CMa	-1.4400	11000.	137	29003	No
54	GOM_NL__2PRFIN20070917_070834_000000502061_00392_29003_6262.N1	17-SEP-2007 07:08:34	Dark	49.500	23	21Eps CMa	1.5020	26000.	99	29003	No
55	GOM_NL__2PRFIN20070917_071438_000000512061_00393_29004_6271.N1	17-SEP-2007 07:14:38	Dark	50.500	108	Alp Col	2.6520	15200.	101	29004	No
56	GOM_NL__2PRFIN20070917_072637_000000532061_00393_29004_6272.N1	17-SEP-2007 07:26:37	Dark	53.000	157	The1Eri	2.9060	9300.0	106	29004	No
57	GOM_NL__2PRFIN20070917_073210_000000462061_00393_29004_6273.N1	17-SEP-2007 07:32:10	Straylight	46.000	84	Alp Phe	2.3970	4500.0	92	29004	No
58	GOM_NL__2PRFIN20070917_073946_000000512061_00393_29004_6274.N1	17-SEP-2007 07:39:46	Tw_i_and_stray	50.500	52	16Bet Cet	2.0370	4500.0	101	29004	No
59	GOM_NL__2PRFIN20070917_075035_000000402061_00393_29004_6275.N1	17-SEP-2007 07:50:35	Bright	39.500	90	54Alp Peg	2.4870	11000.	79	29004	No
60	GOM_NL__2PRFIN20070917_075426_000000382061_00393_29004_6276.N1	17-SEP-2007 07:54:26	Bright	38.000	93	53Bet Peg	2.5200	3100.0	76	29004	No
61	GOM_NL__2PRFIN20070917_075625_000000462061_00393_29004_6277.N1	17-SEP-2007 07:56:25	Bright	46.000	58	21Alp And	2.0730	11000.	92	29004	No
62	GOM_NL__2PRFIN20070917_080439_000000412061_00393_29004_6278.N1	17-SEP-2007 08:04:39	Bright	40.500	74	11Bet Cas	2.2680	6600.0	81	29004	No
63	GOM_NL__2PRFIN20070917_080625_000000422061_00393_29004_6279.N1	17-SEP-2007 08:06:25	Bright	42.000	76	27Gam Cas	2.3000	30000.	84	29004	No
64	GOM_NL__2PRFIN20070917_082901_000000412061_00393_29004_6280.N1	17-SEP-2007 08:29:01	Bright	40.500	24	66Alp Gem	1.5800	10200.	81	29004	No
65	GOM_NL__2PRFIN20070917_083747_000000542061_00393_29004_6281.N1	17-SEP-2007 08:37:47	Dark	54.000	8	10Alp CMi	0.40000	6500.0	108	29004	No
66	GOM_NL__2PRFIN20070917_084701_000000612061_00393_29004_6282.N1	17-SEP-2007 08:47:01	Dark	60.500	1	9Alp CMa	-1.4400	11000.	121	29004	No
67	GOM_NL__2PRFIN20070917_084911_000000512061_00393_29004_6283.N1	17-SEP-2007 08:49:11	Dark	50.500	23	21Eps CMa	1.5020	26000.	101	29004	No
68	GOM_NL__2PRFIN20070917_085515_000000522061_00394_29005_6281.N1	17-SEP-2007 08:55:15	Dark	52.000	108	Alp Col	2.6520	15200.	104	29005	No
69	GOM_NL__2PRFIN20070917_090714_000000562061_00394_29005_6282.N1	17-SEP-2007 09:07:14	Dark	56.000	157	The1Eri	2.9060	9300.0	112	29005	No
70	GOM_NL__2PRFIN20070917_091246_000000472061_00394_29005_6283.N1	17-SEP-2007 09:12:46	Straylight	46.500	84	Alp Phe	2.3970	4500.0	93	29005	No
71	GOM_NL__2PRFIN20070917_092023_000000512061_00394_29005_6284.N1	17-SEP-2007 09:20:23	Tw_i_and_stray	50.500	52	16Bet Cet	2.0370	4500.0	101	29005	No
72	GOM_NL__2PRFIN20070917_093111_000000392061_00394_29005_6285.N1	17-SEP-2007 09:31:11	Bright	39.000	90	54Alp Peg	2.4870	11000.	78	29005	No
73	GOM_NL__2PRFIN20070917_093502_000000392061_00394_29005_6286.N1	17-SEP-2007 09:35:02	Bright	39.000	93	53Bet Peg	2.5200	3100.0	78	29005	No
74	GOM_NL__2PRFIN20070917_093701_000000472061_00394_29005_6287.N1	17-SEP-2007 09:37:01	Bright	46.500	58	21Alp And	2.0730	11000.	93	29005	No
75	GOM_NL__2PRFIN20070917_094515_000000412061_00394_29005_6288.N1	17-SEP-2007 09:45:15	Bright	40.500	74	11Bet Cas	2.2680	6600.0	81	29005	No
76	GOM_NL__2PRFIN20070917_094701_000000432061_00394_29005_6289.N1	17-SEP-2007 09:47:01	Bright	43.000	76	27Gam Cas	2.3000	30000.	86	29005	No
77	GOM_NL__2PRFIN20070917_100937_000000432061_00394_29005_6290.N1	17-SEP-2007 10:09:37	Bright	43.000	24	66Alp Gem	1.5800	10200.	86	29005	No
78	GOM_NL__2PRFIN20070917_101824_000000592061_00394_29005_6291.N1	17-SEP-2007 10:18:24	Dark	58.500	8	10Alp CMi	0.40000	6500.0	117	29005	No
79	GOM_NL__2PRFIN20070917_102738_000000622061_00394_29005_6292.N1	17-SEP-2007 10:27:38	Dark	61.500	1	9Alp CMa	-1.4400	11000.	123	29005	No
80	GOM_NL__2PRFIN20070917_102948_000000472061_00394_29005_6293.N1	17-SEP-2007 10:29:48	Dark	47.000	23	21Eps CMa	1.5020	26000.	94	29005	No
81	GOM_NL__2PRFIN20070917_103552_000000552061_00395_29006_6295.N1	17-SEP-2007 10:35:52	Dark	54.500	108	Alp Col	2.6520	15200.	109	29006	No
82	GOM_NL__2PRFIN20070917_104751_000000582061_00395_29006_6296.N1	17-SEP-2007 10:47:51	Dark	57.500	157	The1Eri	2.9060	9300.0	115	29006	No
83	GOM_NL__2PRFIN20070917_105323_000000422061_00395_29006_6297.N1	17-SEP-2007 10:53:23	Straylight	42.000	84	Alp Phe	2.3970	4500.0	84	29006	No
84	GOM_NL__2PRFIN20070917_110059_000000562061_00395_29006_6298.N1	17-SEP-2007 11:00:59	Tw_i_and_stray	55.500	52	16Bet Cet	2.0370	4500.0	111	29006	No
85	GOM_NL__2PRFIN20070917_111146_000000392061_00395_29006_6299.N1	17-SEP-2007 11:11:46	Bright	39.000	90	54Alp Peg	2.4870	11000.	78	29006	No
86	GOM_NL__2PRFIN20070917_111537_000000382061_00395_29006_6300.N1	17-SEP-2007 11:15:37	Bright	38.000	93	53Bet Peg	2.5200	3100.0	76	29006	No
87	GOM_NL__2PRFIN20070917_111736_000000462061_00395_29006_6301.N1	17-SEP-2007 11:17:36	Bright	45.500	58	21Alp And	2.0730	11000.	91	29006	No
88	GOM_NL__2PRFIN20070917_112550_000000422061_00395_29006_6302.N1	17-SEP-2007 11:25:50	Bright	41.500	74	11Bet Cas	2.2680	6600.0	83	29006	No
89	GOM_NL__2PRFIN20070917_112736_000000412061_00395_29006_6303.N1	17-SEP-2007 11:27:36	Bright	40.500	76	27Gam Cas	2.3000	30000.	81	29006	No
90	GOM_NL__2PRFIN20070917_115013_000000432061_00395_29006_6304.N1	17-SEP-2007 11:50:13	Bright	43.000	24	66Alp Gem	1.5800	10200.	86	29006	No
91	GOM_NL__2PRFIN20070917_115900_000000542061_00395_29006_6305.N1	17-SEP-2007 11:59:00	Dark	53.500	8	10Alp CMi	0.40000	6500.0	107	29006	No
92	GOM_NL__2PRFIN20070917_120815_000000632061_00395_29006_6306.N1	17-SEP-2007 12:08:15	Dark	62.500	1	9Alp CMa	-1.4400	11000.	125	29006	No
93	GOM_NL__2PRFIN20070917_121025_000000492061_00395_29006_6307.N1	17-SEP-2007 12:10:25	Dark	48.500	23	21Eps CMa	1.5020	26000.	97	29006	No
94	GOM_NL__2PRFIN20070917_121629_000000542061_00396_29007_6309.N1	17-SEP-2007 12:16:29	Dark	53.500	108	Alp Col	2.6520	15200.	107	29007	No
95	GOM_NL__2PRFIN20070917_122828_000000562061_00396_29007_6310.N1	17-SEP-2007 12:28:28	Dark	55.500	157	The1Eri	2.9060	9300.0	111	29007	No
96	GOM_NL__2PRFIN20070917_123359_000000442061_00396_29007_6311.N1	17-SEP-2007 12:33:59	Straylight	43.500	84	Alp Phe	2.3970	4500.0	87	29007	No
97	GOM_NL__2PRFIN20070917_124135_000000562061_00396_29007_6312.N1	17-SEP-2007 12:41:35	Tw_i_and_stray	56.000	52	16Bet Cet	2.0370	4500.0	112	29007	No
98	GOM_NL__2PRFIN20070917_125222_000000382061_00396_29007_6313.N1	17-SEP-2007 12:52:22	Bright	37.500	90	54Alp Peg	2.4870	11000.	75	29007	No
99	GOM_NL__2PRFIN20070917_125613_000000432061_00396_29007_6314.N1	17-SEP-2007 12:56:13	Bright	42.500	93	53Bet Peg	2.5200	3100.0	85	29007	No
100	GOM_NL__2PRFIN20070917_125811_000000482061_00396_29007_6315.N1	17-SEP-2007 12:58:11	Bright	47.500	58	21Alp And	2.0730	11000.	95	29007	No
101	GOM_NL__2PRFIN20070917_130625_000000402061_00396_29007_6316.N1	17-SEP-2007 13:06:25	Bright	40.000	74	11Bet Cas	2.2680	6600.0	80	29007	No

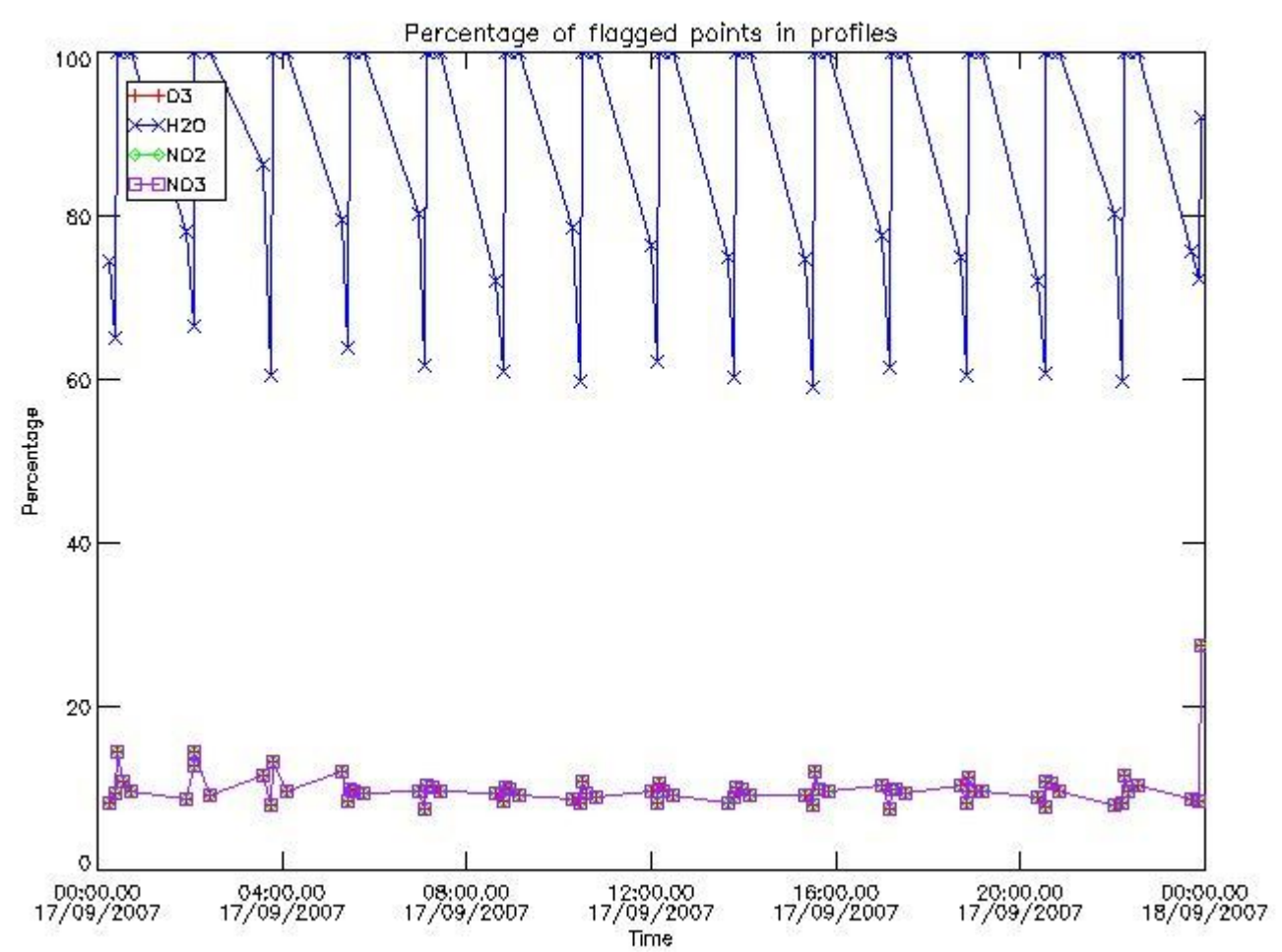
102	GOM_NL__2PRFIN20070917_130811_000000422061_00396_29007_6317.N1	17-SEP-2007 13:08:11	Bright	42.000	76	27Gam Cas	2.3000	30000.	84	29007	No
103	GOM_NL__2PRFIN20070917_133049_000000432061_00396_29007_6318.N1	17-SEP-2007 13:30:49	Bright	43.000	24	66Alp Gem	1.5800	10200.	86	29007	No
104	GOM_NL__2PRFIN20070917_133937_000000622061_00396_29007_6319.N1	17-SEP-2007 13:39:37	Dark	62.000	8	10Alp CMi	0.40000	6500.0	124	29007	No
105	GOM_NL__2PRFIN20070917_134852_000000642061_00396_29007_6320.N1	17-SEP-2007 13:48:52	Dark	63.500	1	9Alp CMa	-1.4400	11000.	127	29007	No
106	GOM_NL__2PRFIN20070917_135101_000000512061_00396_29007_6321.N1	17-SEP-2007 13:51:01	Dark	50.500	23	21Eps CMa	1.5020	26000.	101	29007	No
107	GOM_NL__2PRFIN20070917_135706_000000522061_00397_29008_6339.N1	17-SEP-2007 13:57:06	Dark	52.000	108	Alp Col	2.6520	15200.	104	29008	No
108	GOM_NL__2PRFIN20070917_140905_000000552061_00397_29008_6340.N1	17-SEP-2007 14:09:05	Dark	55.000	157	The1Eri	2.9060	9300.0	110	29008	No
109	GOM_NL__2PRFIN20070917_141435_000000472061_00397_29008_6341.N1	17-SEP-2007 14:14:35	Straylight	46.500	84	Alp Phe	2.3970	4500.0	93	29008	No
110	GOM_NL__2PRFIN20070917_142211_000000612061_00397_29008_6342.N1	17-SEP-2007 14:22:11	Tw_i_and_stray	60.500	52	16Bet Cet	2.0370	4500.0	121	29008	No
111	GOM_NL__2PRFIN20070917_143258_000000392061_00397_29008_6343.N1	17-SEP-2007 14:32:58	Bright	39.000	90	54Alp Peg	2.4870	11000.	78	29008	No
112	GOM_NL__2PRFIN20070917_143649_000000392061_00397_29008_6344.N1	17-SEP-2007 14:36:49	Bright	39.000	93	53Bet Peg	2.5200	3100.0	78	29008	No
113	GOM_NL__2PRFIN20070917_143846_000000462061_00397_29008_6345.N1	17-SEP-2007 14:38:46	Bright	45.500	58	21Alp And	2.0730	11000.	91	29008	No
114	GOM_NL__2PRFIN20070917_144701_000000422061_00397_29008_6346.N1	17-SEP-2007 14:47:01	Bright	41.500	74	11Bet Cas	2.2680	6600.0	83	29008	No
115	GOM_NL__2PRFIN20070917_144847_000000422061_00397_29008_6347.N1	17-SEP-2007 14:48:47	Bright	41.500	76	27Gam Cas	2.3000	30000.	83	29008	No
116	GOM_NL__2PRFIN20070917_151125_000000452061_00397_29008_6348.N1	17-SEP-2007 15:11:25	Bright	45.000	24	66Alp Gem	1.5800	10200.	90	29008	No
117	GOM_NL__2PRFIN20070917_152013_000000562061_00397_29008_6349.N1	17-SEP-2007 15:20:13	Dark	56.000	8	10Alp CMi	0.40000	6500.0	112	29008	No
118	GOM_NL__2PRFIN20070917_152929_000000642061_00397_29008_6350.N1	17-SEP-2007 15:29:29	Dark	64.000	1	9Alp CMa	-1.4400	11000.	128	29008	No
119	GOM_NL__2PRFIN20070917_153138_000000472061_00397_29008_6351.N1	17-SEP-2007 15:31:38	Dark	46.500	23	21Eps CMa	1.5020	26000.	93	29008	No
120	GOM_NL__2PRFIN20070917_153744_000000522061_00398_29009_6361.N1	17-SEP-2007 15:37:44	Dark	52.000	108	Alp Col	2.6520	15200.	104	29009	No
121	GOM_NL__2PRFIN20070917_154942_000000542061_00398_29009_6362.N1	17-SEP-2007 15:49:42	Dark	53.500	157	The1Eri	2.9060	9300.0	107	29009	No
122	GOM_NL__2PRFIN20070917_155512_000000432061_00398_29009_6363.N1	17-SEP-2007 15:55:12	Straylight	42.500	84	Alp Phe	2.3970	4500.0	85	29009	No
123	GOM_NL__2PRFIN20070917_160247_000000602061_00398_29009_6364.N1	17-SEP-2007 16:02:47	Tw_i_and_stray	59.500	52	16Bet Cet	2.0370	4500.0	119	29009	No
124	GOM_NL__2PRFIN20070917_161334_000000402061_00398_29009_6365.N1	17-SEP-2007 16:13:34	Bright	40.000	90	54Alp Peg	2.4870	11000.	80	29009	No
125	GOM_NL__2PRFIN20070917_161724_000000412061_00398_29009_6366.N1	17-SEP-2007 16:17:24	Bright	41.000	93	53Bet Peg	2.5200	3100.0	82	29009	No
126	GOM_NL__2PRFIN20070917_161922_000000472061_00398_29009_6367.N1	17-SEP-2007 16:19:22	Bright	47.000	58	21Alp And	2.0730	11000.	94	29009	No
127	GOM_NL__2PRFIN20070917_162736_000000402061_00398_29009_6368.N1	17-SEP-2007 16:27:36	Bright	39.500	74	11Bet Cas	2.2680	6600.0	79	29009	No
128	GOM_NL__2PRFIN20070917_162922_000000432061_00398_29009_6369.N1	17-SEP-2007 16:29:22	Bright	43.000	76	27Gam Cas	2.3000	30000.	86	29009	No
129	GOM_NL__2PRFIN20070917_165201_000000412061_00398_29009_6370.N1	17-SEP-2007 16:52:01	Bright	40.500	24	66Alp Gem	1.5800	10200.	81	29009	No
130	GOM_NL__2PRFIN20070917_170050_000000542061_00398_29009_6371.N1	17-SEP-2007 17:00:50	Dark	54.000	8	10Alp CMi	0.40000	6500.0	108	29009	No
131	GOM_NL__2PRFIN20070917_171006_000000682061_00398_29009_6372.N1	17-SEP-2007 17:10:06	Dark	68.000	1	9Alp CMa	-1.4400	11000.	136	29009	No
132	GOM_NL__2PRFIN20070917_171215_000000522061_00398_29009_6373.N1	17-SEP-2007 17:12:15	Dark	51.500	23	21Eps CMa	1.5020	26000.	103	29009	No
133	GOM_NL__2PRFIN20070917_171821_000000512061_00399_29010_6396.N1	17-SEP-2007 17:18:21	Dark	51.000	108	Alp Col	2.6520	15200.	102	29010	No
134	GOM_NL__2PRFIN20070917_173019_000000542061_00399_29010_6397.N1	17-SEP-2007 17:30:19	Dark	53.500	157	The1Eri	2.9060	9300.0	107	29010	No
135	GOM_NL__2PRFIN20070917_173548_000000502061_00399_29010_6398.N1	17-SEP-2007 17:35:48	Straylight	49.500	84	Alp Phe	2.3970	4500.0	99	29010	No
136	GOM_NL__2PRFIN20070917_174323_000000582061_00399_29010_6399.N1	17-SEP-2007 17:43:23	Tw_i_and_stray	58.000	52	16Bet Cet	2.0370	4500.0	116	29010	No
137	GOM_NL__2PRFIN20070917_175409_000000392061_00399_29010_6400.N1	17-SEP-2007 17:54:09	Bright	38.500	90	54Alp Peg	2.4870	11000.	77	29010	No
138	GOM_NL__2PRFIN20070917_175800_000000392061_00399_29010_6401.N1	17-SEP-2007 17:58:00	Bright	38.500	93	53Bet Peg	2.5200	3100.0	77	29010	No
139	GOM_NL__2PRFIN20070917_175957_000000462061_00399_29010_6402.N1	17-SEP-2007 17:59:57	Bright	45.500	58	21Alp And	2.0730	11000.	91	29010	No
140	GOM_NL__2PRFIN20070917_180812_000000412061_00399_29010_6403.N1	17-SEP-2007 18:08:12	Bright	40.500	74	11Bet Cas	2.2680	6600.0	81	29010	No
141	GOM_NL__2PRFIN20070917_180958_000000422061_00399_29010_6404.N1	17-SEP-2007 18:09:58	Bright	42.000	76	27Gam Cas	2.3000	30000.	84	29010	No
142	GOM_NL__2PRFIN20070917_183237_000000432061_00399_29010_6405.N1	17-SEP-2007 18:32:37	Bright	42.500	24	66Alp Gem	1.5800	10200.	85	29010	No
143	GOM_NL__2PRFIN20070917_184126_000000552061_00399_29010_6406.N1	17-SEP-2007 18:41:26	Dark	54.500	8	10Alp CMi	0.40000	6500.0	109	29010	No
144	GOM_NL__2PRFIN20070917_185043_000000632061_00399_29010_6407.N1	17-SEP-2007 18:50:43	Dark	62.500	1	9Alp CMa	-1.4400	11000.	125	29010	No
145	GOM_NL__2PRFIN20070917_185252_000000502061_00399_29010_6408.N1	17-SEP-2007 18:52:52	Dark	49.500	23	21Eps CMa	1.5020	26000.	99	29010	No
146	GOM_NL__2PRFIN20070917_185858_000000532061_00400_29011_6400.N1	17-SEP-2007 18:58:58	Dark	52.500	108	Alp Col	2.6520	15200.	105	29011	No
147	GOM_NL__2PRFIN20070917_191056_000000532061_00400_29011_6401.N1	17-SEP-2007 19:10:56	Dark	53.000	157	The1Eri	2.9060	9300.0	106	29011	No
148	GOM_NL__2PRFIN20070917_191624_000000452061_00400_29011_6402.N1	17-SEP-2007 19:16:24	Straylight	45.000	84	Alp Phe	2.3970	4500.0	90	29011	No
149	GOM_NL__2PRFIN20070917_192359_000000552061_00400_29011_6403.N1	17-SEP-2007 19:23:59	Tw_i_and_stray	54.500	52	16Bet Cet	2.0370	4500.0	109	29011	No
150	GOM_NL__2PRFIN20070917_193445_000000392061_00400_29011_6404.N1	17-SEP-2007 19:34:45	Bright	39.000	90	54Alp Peg	2.4870	11000.	78	29011	No
151	GOM_NL__2PRFIN20070917_193836_000000412061_00400_29011_6405.N1	17-SEP-2007 19:38:36	Bright	41.000	93	53Bet Peg	2.5200	3100.0	82	29011	No
152	GOM_NL__2PRFIN20070917_194032_000000442061_00400_29011_6406.N1	17-SEP-2007 19:40:32	Bright	44.000	58	21Alp And	2.0730	11000.	88	29011	No
153	GOM_NL__2PRFIN20070917_194847_000000422061_00400_29011_6407.N1	17-SEP-2007 19:48:47	Bright	41.500	74	11Bet Cas	2.2680	6600.0	83	29011	No
154	GOM_NL__2PRFIN20070917_195033_000000432061_00400_29011_6408.N1	17-SEP-2007 19:50:33	Bright	42.500	76	27Gam Cas	2.3000	30000.	85	29011	No
155	GOM_NL__2PRFIN20070917_201313_000000452061_00400_29011_6409.N1	17-SEP-2007 20:13:13	Bright	45.000	24	66Alp Gem	1.5800	10200.	90	29011	No
156	GOM_NL__2PRFIN20070917_202203_000000582061_00400_29011_6410.N1	17-SEP-2007 20:22:03	Dark	57.500	8	10Alp CMi	0.40000	6500.0	115	29011	No
157	GOM_NL__2PRFIN20070917_203121_000000662061_00400_29011_6411.N1	17-SEP-2007 20:31:21	Dark	65.500	1	9Alp CMa	-1.4400	11000.	131	29011	No
158	GOM_NL__2PRFIN20070917_203329_000000472061_00400_29011_6412.N1	17-SEP-2007 20:33:29	Dark	46.500	23	21Eps CMa	1.5020	26000.	93	29011	No
159	GOM_NL__2PRFIN20070917_203935_000000532061_00401_29012_6404.N1	17-SEP-2007 20:39:35	Dark	52.500	108	Alp Col	2.6520	15200.	105	29012	No
160	GOM_NL__2PRFIN20070917_205133_000000532061_00401_29012_6405.N1	17-SEP-2007 20:51:33	Dark	53.000	157	The1Eri	2.9060	9300.0	106	29012	No

161	GOM_NL__2PRFIN20070917_205700_000000412061_00401_29012_6406.N1	17-SEP-2007 20:57:00	Straylight	40.500	84	Alp Phe	2.3970	4500.0	81	29012	No
162	GOM_NL__2PRFIN20070917_210435_000000572061_00401_29012_6407.N1	17-SEP-2007 21:04:35	Twl_and_stray	56.500	52	16Bet Cet	2.0370	4500.0	113	29012	No
163	GOM_NL__2PRFIN20070917_211521_000000392061_00401_29012_6408.N1	17-SEP-2007 21:15:21	Bright	38.500	90	54Alp Peg	2.4870	11000.	77	29012	No
164	GOM_NL__2PRFIN20070917_211912_000000382061_00401_29012_6409.N1	17-SEP-2007 21:19:12	Bright	37.500	93	53Bet Peg	2.5200	3100.0	75	29012	No
165	GOM_NL__2PRFIN20070917_212108_000000472061_00401_29012_6410.N1	17-SEP-2007 21:21:08	Bright	46.500	58	21Alp And	2.0730	11000.	93	29012	No
166	GOM_NL__2PRFIN20070917_212923_000000412061_00401_29012_6411.N1	17-SEP-2007 21:29:23	Bright	40.500	74	11Bet Cas	2.2680	6600.0	81	29012	No
167	GOM_NL__2PRFIN20070917_213108_000000422061_00401_29012_6412.N1	17-SEP-2007 21:31:08	Bright	42.000	76	27Gam Cas	2.3000	30000.	84	29012	No
168	GOM_NL__2PRFIN20070917_215349_000000442061_00401_29012_6413.N1	17-SEP-2007 21:53:49	Bright	44.000	24	66Alp Gem	1.5800	10200.	88	29012	No
169	GOM_NL__2PRFIN20070917_220239_000000642061_00401_29012_6414.N1	17-SEP-2007 22:02:39	Dark	63.500	8	10Alp CMi	0.40000	6500.0	127	29012	No
170	GOM_NL__2PRFIN20070917_221158_000000632061_00401_29012_6415.N1	17-SEP-2007 22:11:58	Dark	62.500	1	9Alp CMa	-1.4400	11000.	125	29012	No
171	GOM_NL__2PRFIN20070917_221405_000000452061_00401_29012_6416.N1	17-SEP-2007 22:14:05	Dark	44.500	23	21Eps CMa	1.5020	26000.	89	29012	No
172	GOM_NL__2PRFIN20070917_222012_000000542061_00402_29013_6431.N1	17-SEP-2007 22:20:12	Dark	53.500	108	Alp Col	2.6520	15200.	107	29013	No
173	GOM_NL__2PRFIN20070917_223209_000000542061_00402_29013_6432.N1	17-SEP-2007 22:32:09	Dark	54.000	157	The1Eri	2.9060	9300.0	108	29013	No
174	GOM_NL__2PRFIN20070917_223737_000000472061_00402_29013_6433.N1	17-SEP-2007 22:37:37	Straylight	47.000	84	Alp Phe	2.3970	4500.0	94	29013	No
175	GOM_NL__2PRFIN20070917_224511_000000582061_00402_29013_6434.N1	17-SEP-2007 22:45:11	Twl_and_stray	58.000	52	16Bet Cet	2.0370	4500.0	116	29013	No
176	GOM_NL__2PRFIN20070917_225557_000000392061_00402_29013_6435.N1	17-SEP-2007 22:55:57	Bright	38.500	90	54Alp Peg	2.4870	11000.	77	29013	No
177	GOM_NL__2PRFIN20070917_225947_000000402061_00402_29013_6436.N1	17-SEP-2007 22:59:47	Bright	40.000	93	53Bet Peg	2.5200	3100.0	80	29013	No
178	GOM_NL__2PRFIN20070917_230143_000000462061_00402_29013_6437.N1	17-SEP-2007 23:01:43	Bright	46.000	58	21Alp And	2.0730	11000.	92	29013	No
179	GOM_NL__2PRFIN20070917_230958_000000422061_00402_29013_6438.N1	17-SEP-2007 23:09:58	Bright	41.500	74	11Bet Cas	2.2680	6600.0	83	29013	No
180	GOM_NL__2PRFIN20070917_231144_000000412061_00402_29013_6439.N1	17-SEP-2007 23:11:44	Bright	40.500	76	27Gam Cas	2.3000	30000.	81	29013	No
181	GOM_NL__2PRFIN20070917_233425_000000532061_00402_29013_6440.N1	17-SEP-2007 23:34:25	Bright	53.000	24	66Alp Gem	1.5800	10200.	106	29013	No
182	GOM_NL__2PRFIN20070917_234315_000000642061_00402_29013_6441.N1	17-SEP-2007 23:43:15	Dark	63.500	8	10Alp CMi	0.40000	6500.0	127	29013	No
183	GOM_NL__2PRFIN20070917_235234_000000602061_00402_29013_6442.N1	17-SEP-2007 23:52:34	Dark	60.000	1	9Alp CMa	-1.4400	11000.	120	29013	No
184	GOM_NL__2PRFIN20070917_235442_000000522061_00402_29013_6443.N1	17-SEP-2007 23:54:42	Dark	51.500	23	21Eps CMa	1.5020	26000.	103	29013	No

### 3. Quality information per product

In this section it is plotted some information contained in the Quality Summary data set of the level 2 products. Only products in dark limb conditions and without errors (error flag in the MPH set to "0") are used.

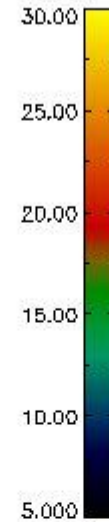
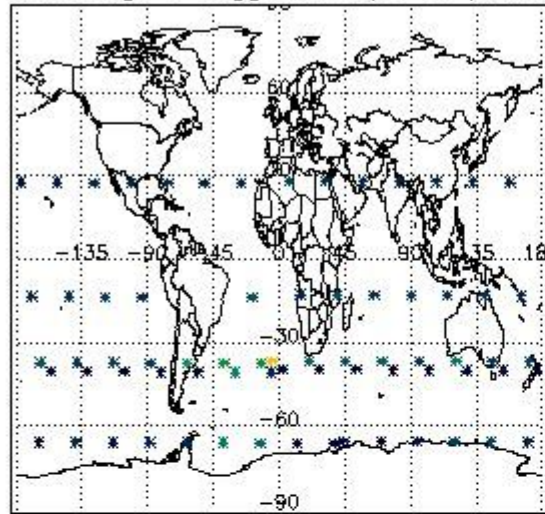
#### 3.1 Plot quality information per product (time dependant)



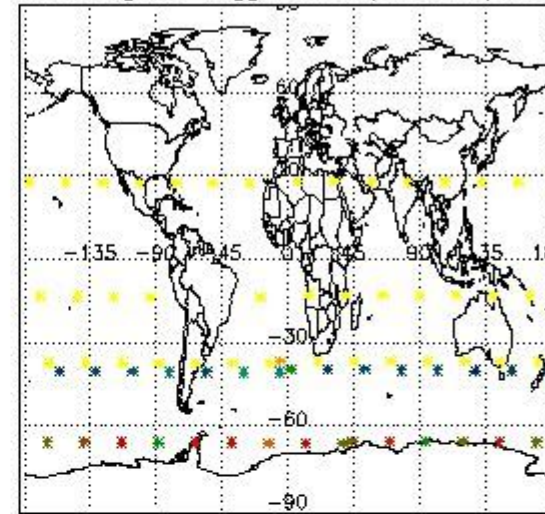
3.2 Plot quality information per product (world map)



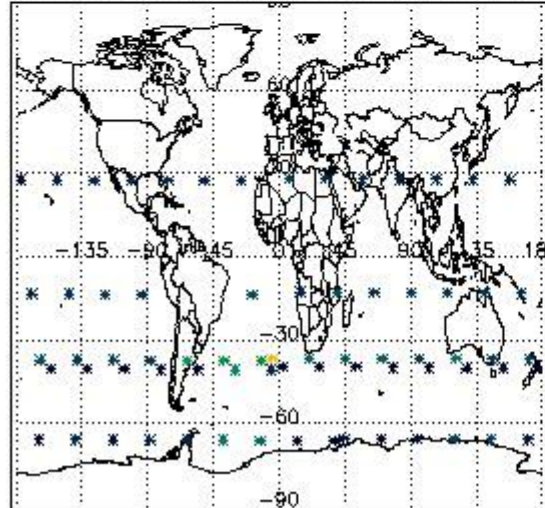
Percentage of flagged data per O3 profile



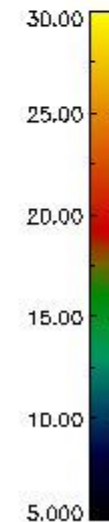
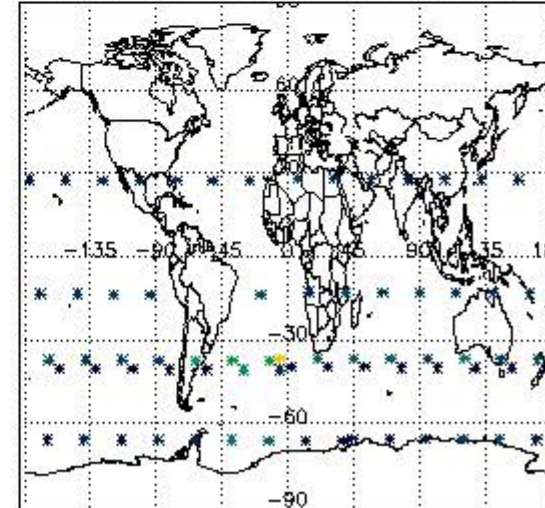
Percentage of flagged data per H2O profile



Percentage of flagged data per NO2 profile



Percentage of flagged data per NO3 profile

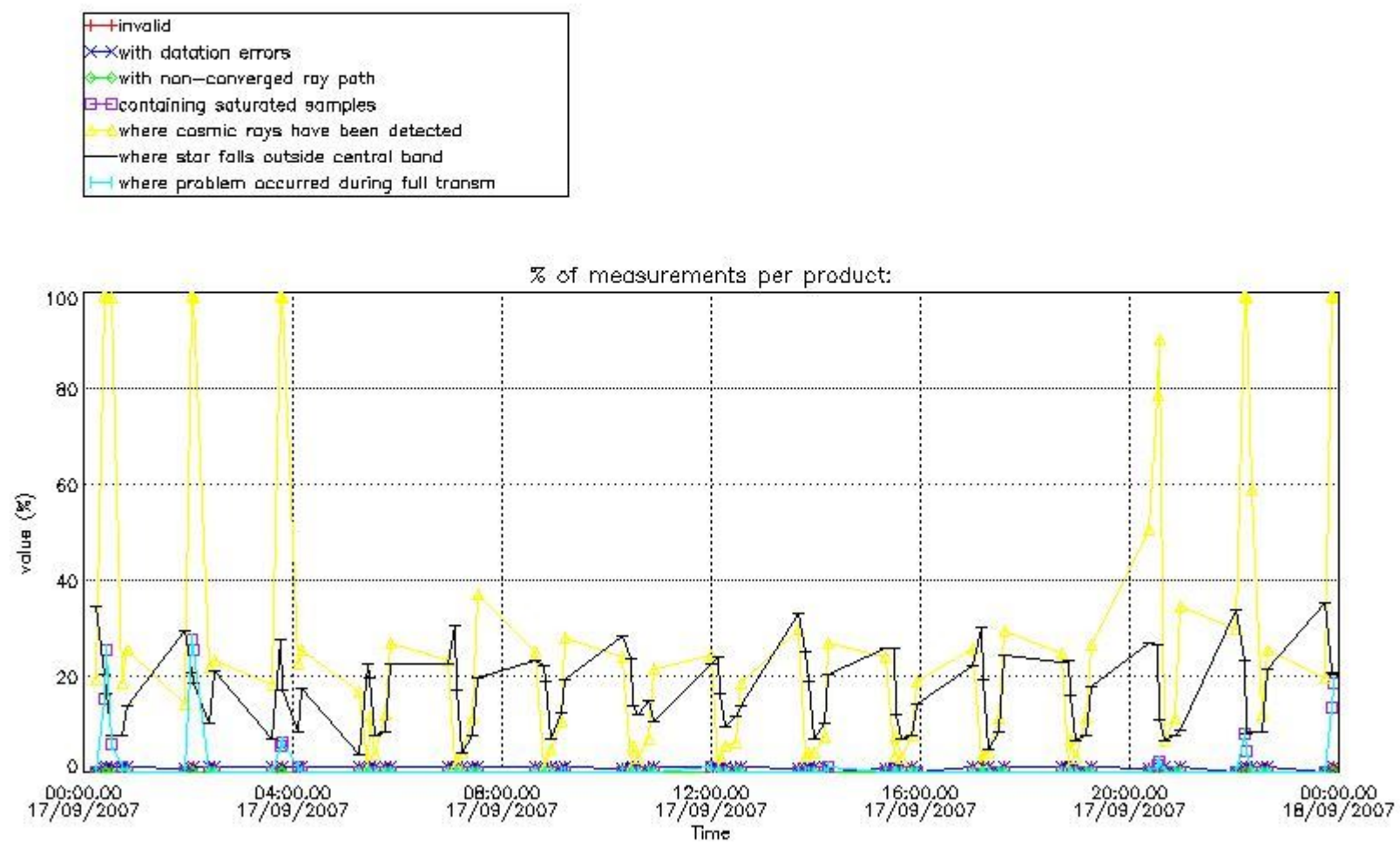


#### 4. Level 1 quality information per product

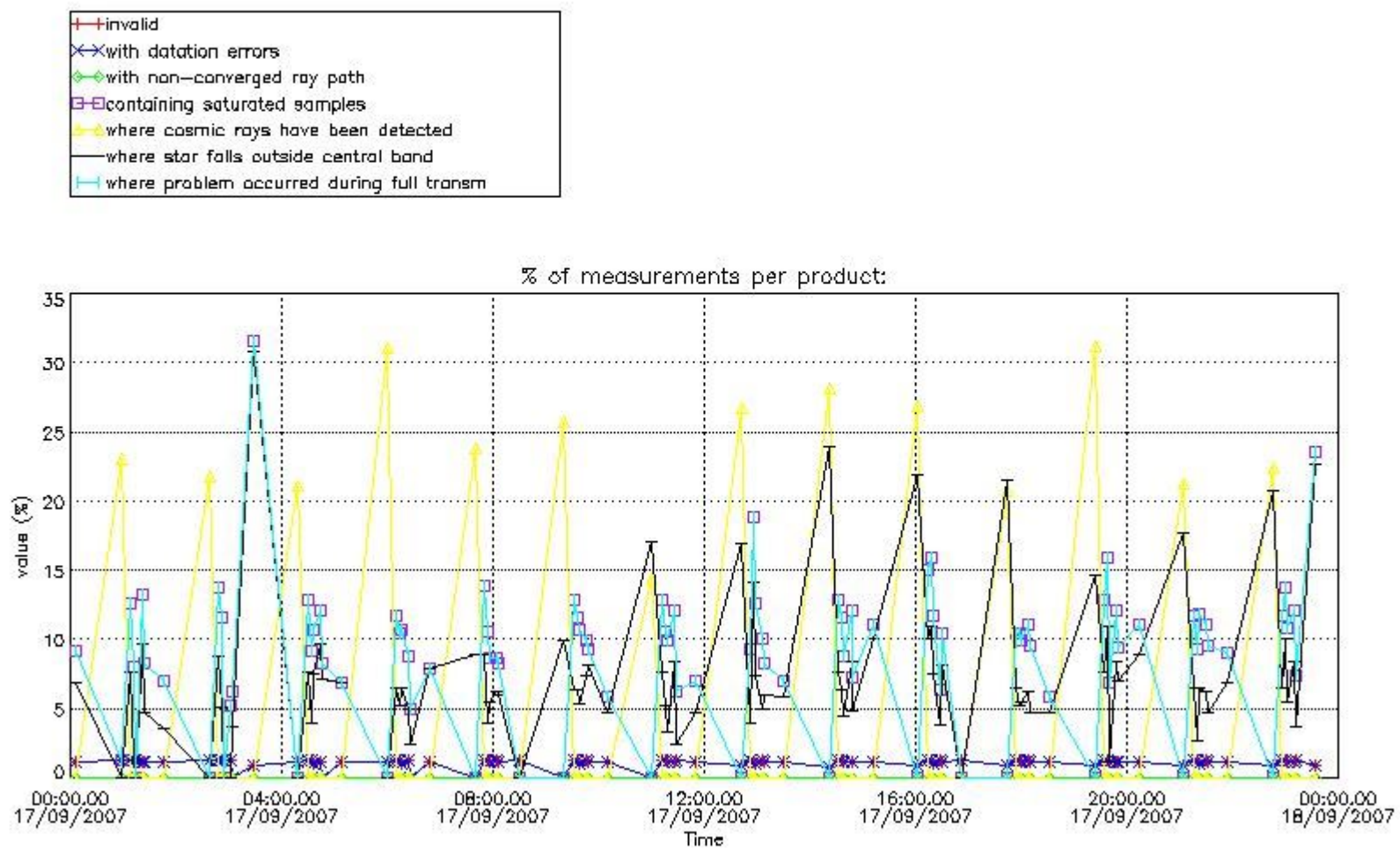
In this section it is plotted some information contained in the Quality Summary data set of the level 2 products that comes from the level 1b processing. Products without errors (error flag in the MPH set to "0") are used.

##### 4.1 Plot quality information per product (time dependant) coming from level 1b processing

###### 4.1.1 Plot level 1 quality information per product (time dependant): ENVISAT ASCENDING passes



4.1.2 Plot level 1 quality information per product (time dependant): ENVI SAT DESCENDING passes

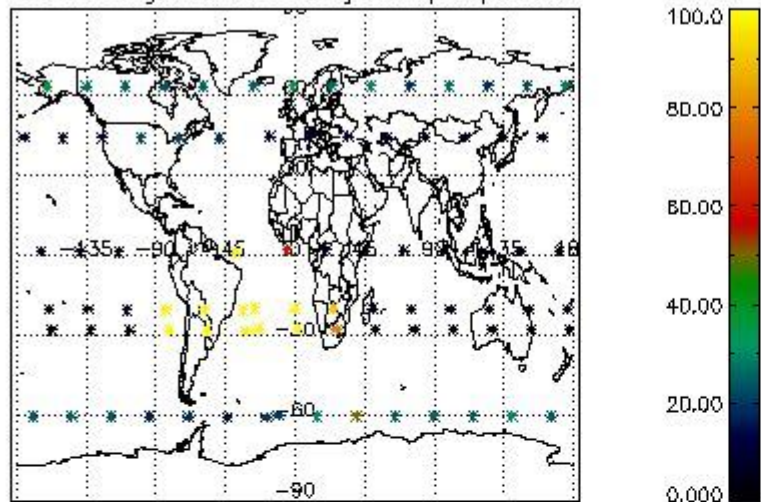


*4.2 Plot quality information per product coming from level 1b processing (world map)*

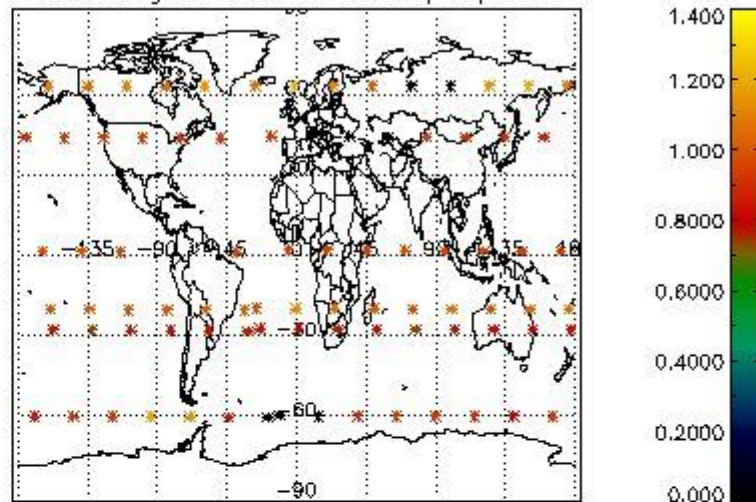
*4.2.1 Plot level 1 quality information per product (world map): ENVISAT ASCENDING passes*



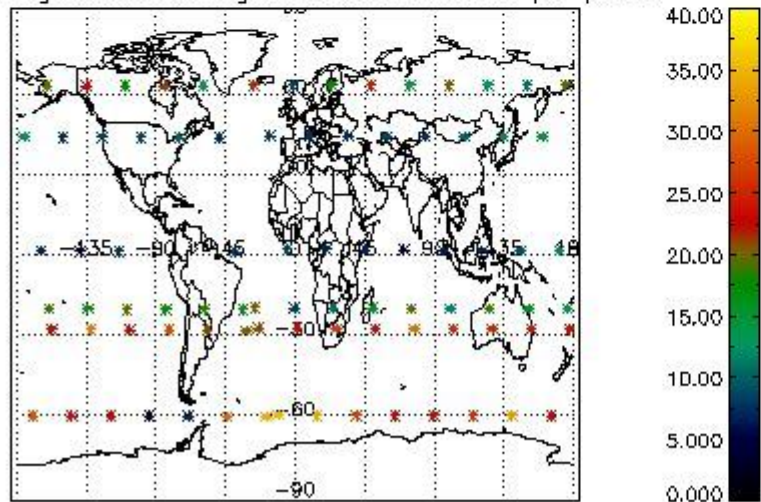
Percentage of cosmic ray hits per profile



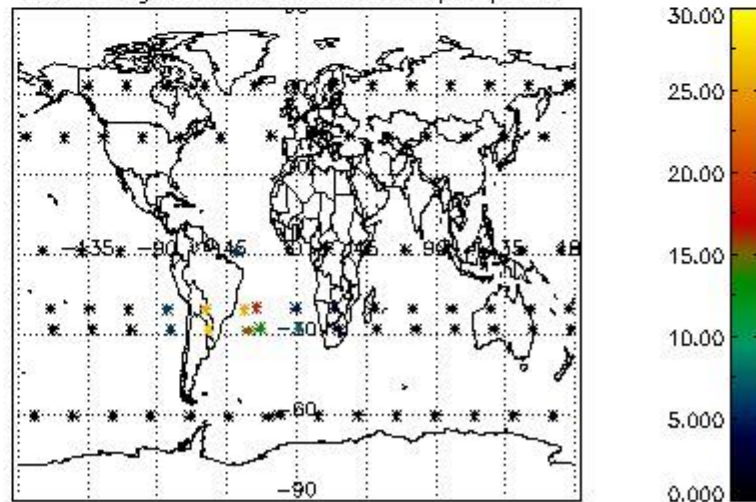
Percentage of datation errors per profile



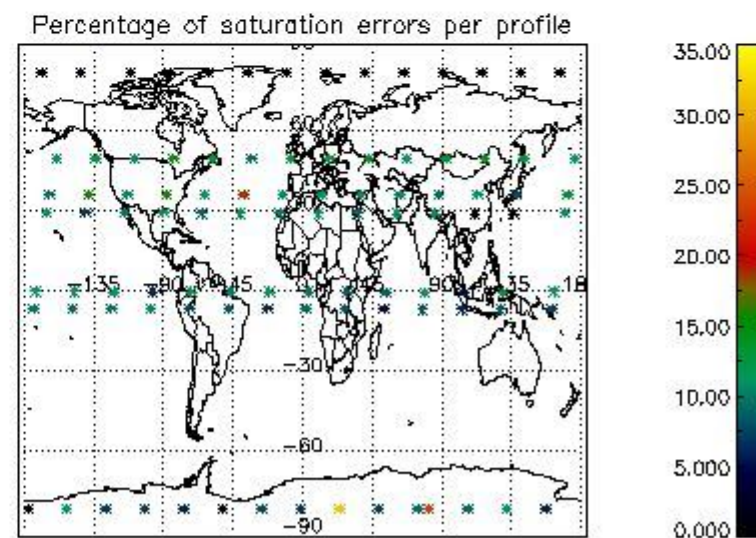
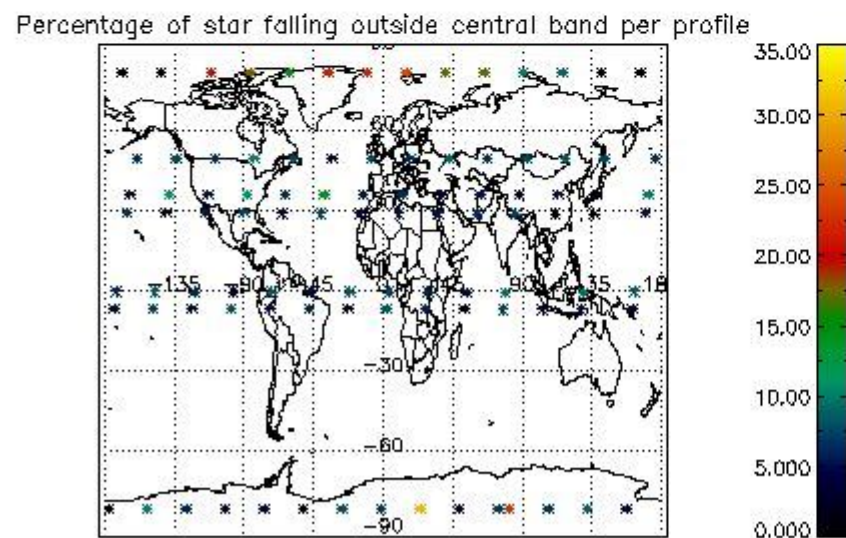
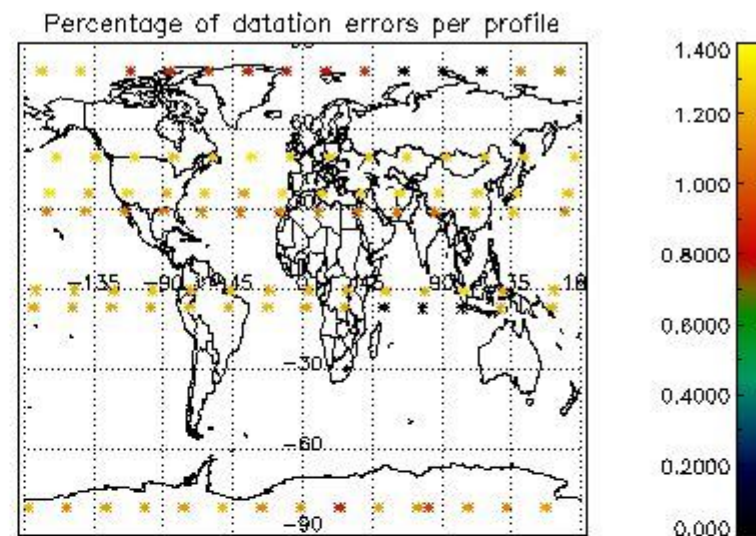
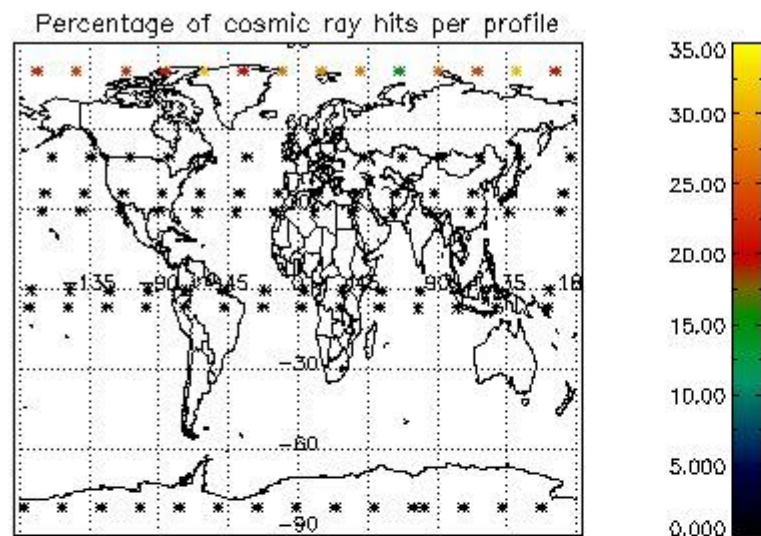
Percentage of star falling outside central band per profile



Percentage of saturation errors per profile



4.2.2 Plot level 1 quality information per product (world map): ENVISAT DESCENDING passes



## 5. Trace gas profiles

### 5.1 Ozone statistics based on quality of products

The final quality of the products can be "measured" using the STD (Standard Deviation) attached to every point profile. This information is written to the parameter GOM\_NL\_\_2P/NL\_LOCAL\_SPECIES\_DENSITY/o3\_std of the level 2 products. The table below shows the statistics for given STD ranges.

The statistics are given with respect to the overall valid production:

- Products without fatal errors: GOM\_NL\_\_2P/MPH/PRODUCT\_ERR=0
- Valid point profile: GOM\_NL\_\_2P/NL\_LOCAL\_SPECIES\_DENSITY/pcd(0)=0

The 'Criteria' is applied to valid points of dark limb products:

- Products in dark limb illumination condition: GOM\_NL\_\_2P/NL\_SUMMARY\_QUALITY/obs\_ill\_cond=0
- Products without fatal errors: GOM\_NL\_\_2P/MPH/PRODUCT\_ERR=0
- Valid point profile: GOM\_NL\_\_2P/NL\_LOCAL\_SPECIES\_DENSITY/pcd(0)=0

So, the table below shows the percentage of dark limb and valid observations for each criteria with respect to the overall valid daily observations.

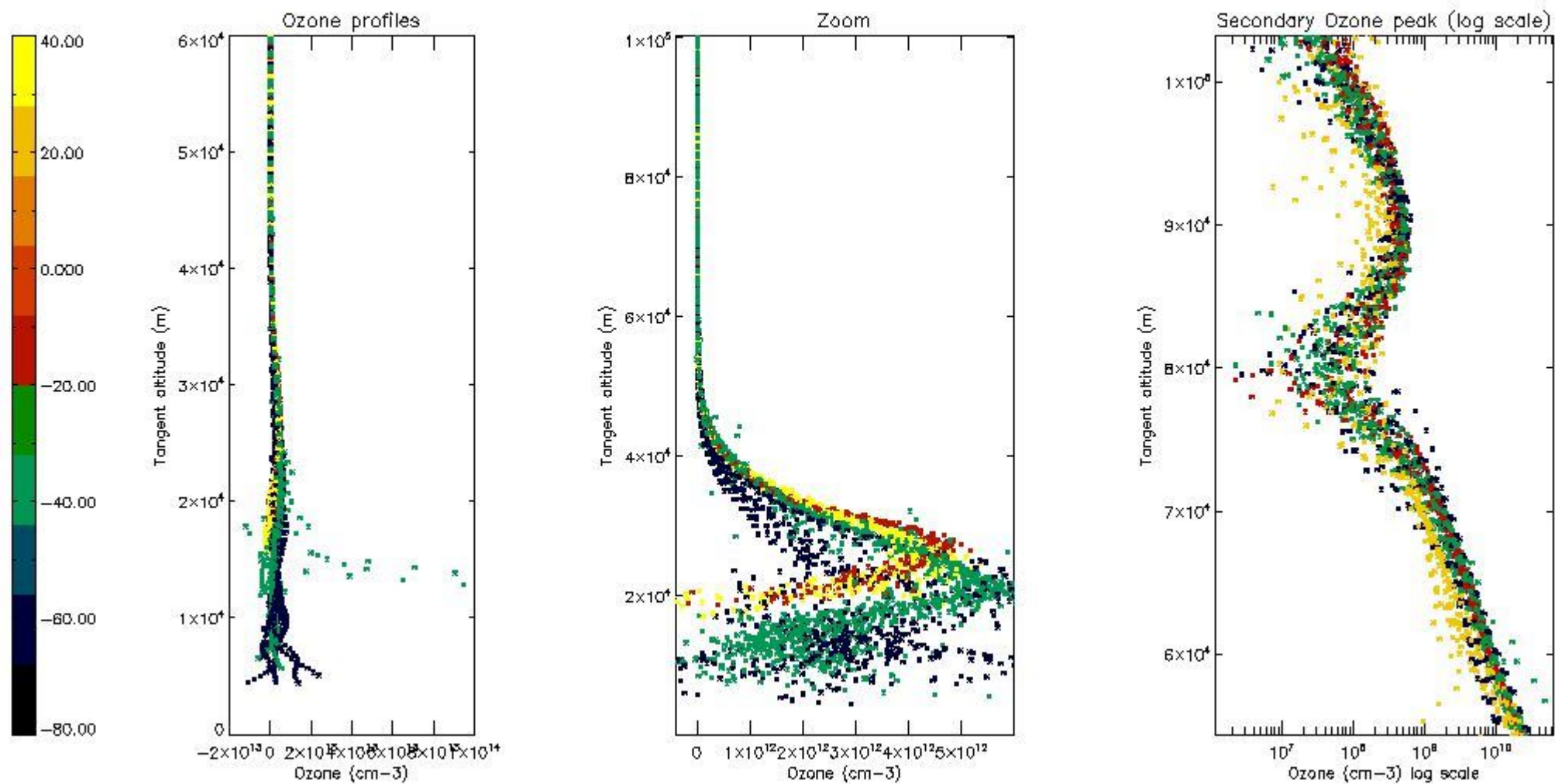
Criteria	% of total production
All STD	46
STD < 20	30



STD < 10	25
STD < 5	19

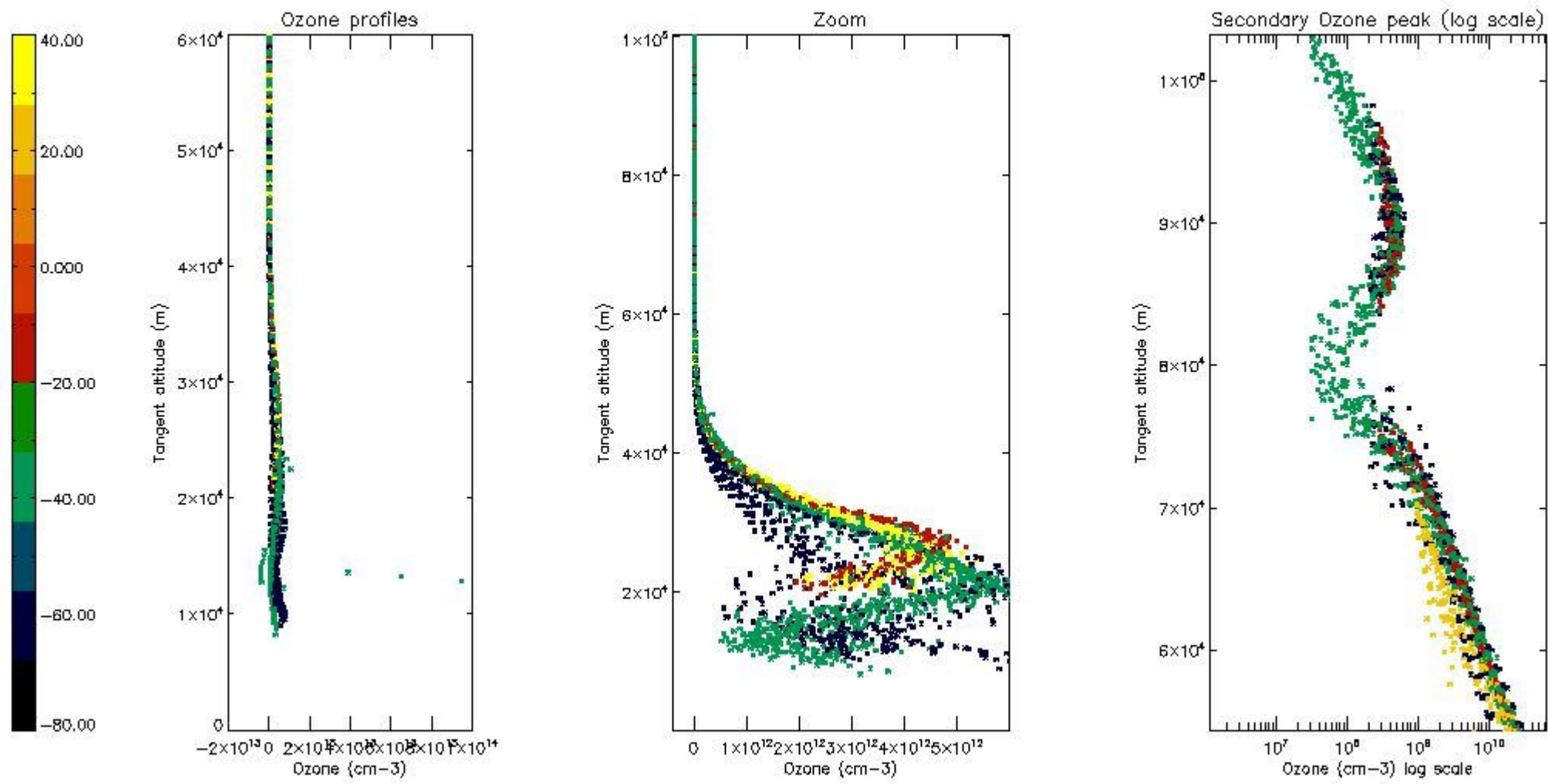
5.2 Plot ozone profiles for all STD (dark without errors)

The colorbar represents the latitude.



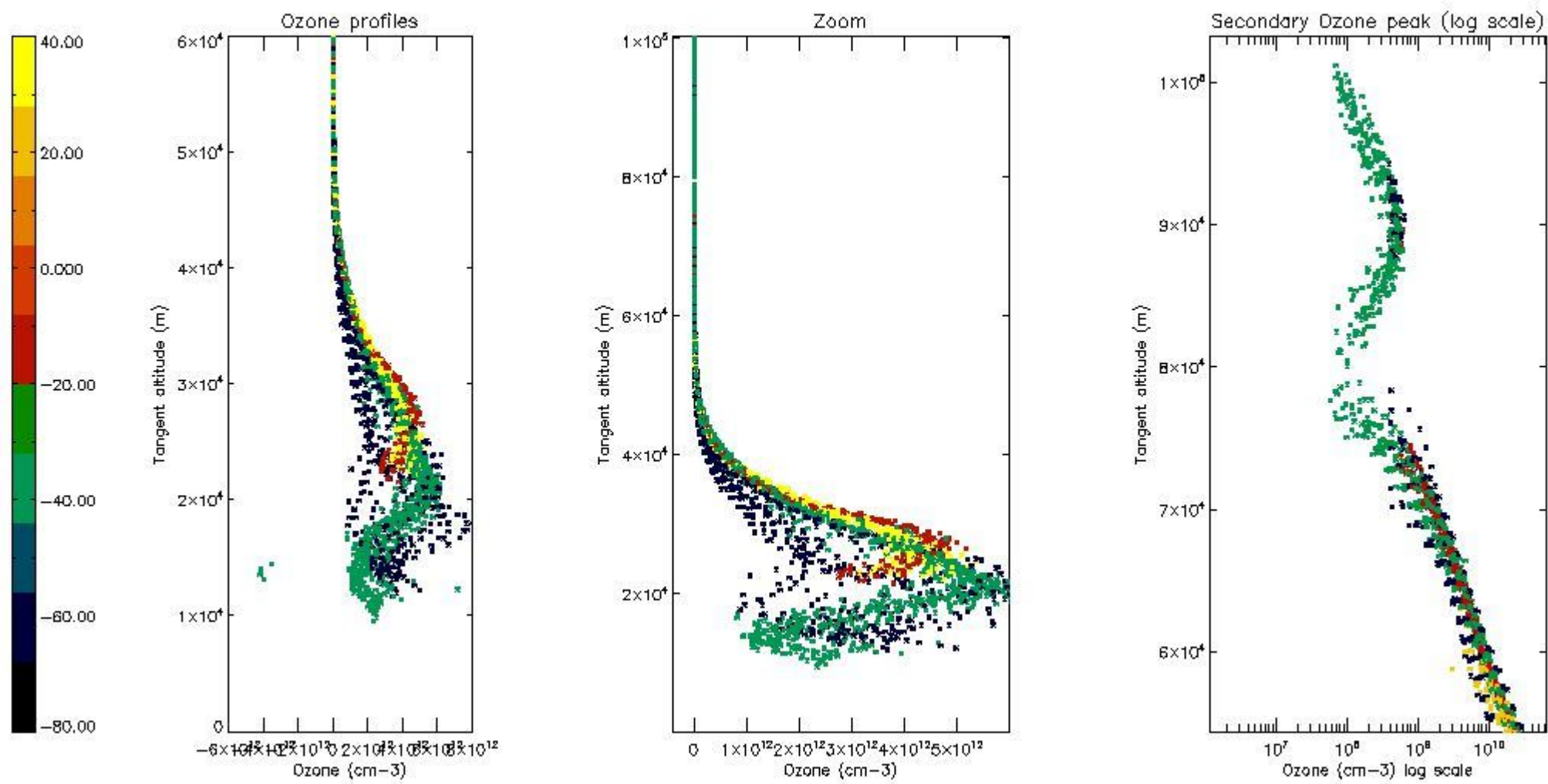
5.3 Plot ozone profiles where STD < 20% (dark without errors)

The colorbar represents the latitude.



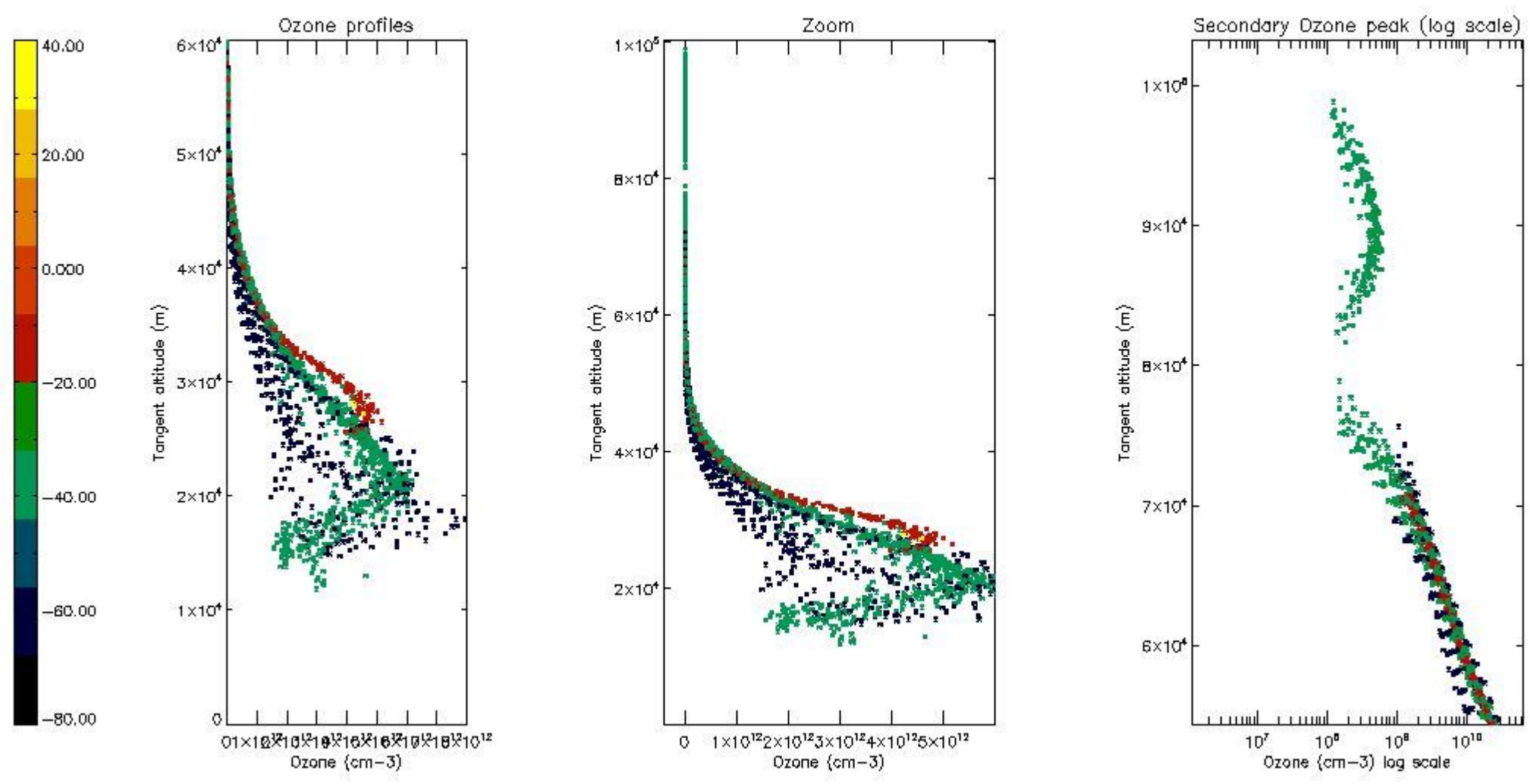
*5.4 Plot ozone profiles where STD < 10% (dark without errors)*

The colorbar represents the latitude.



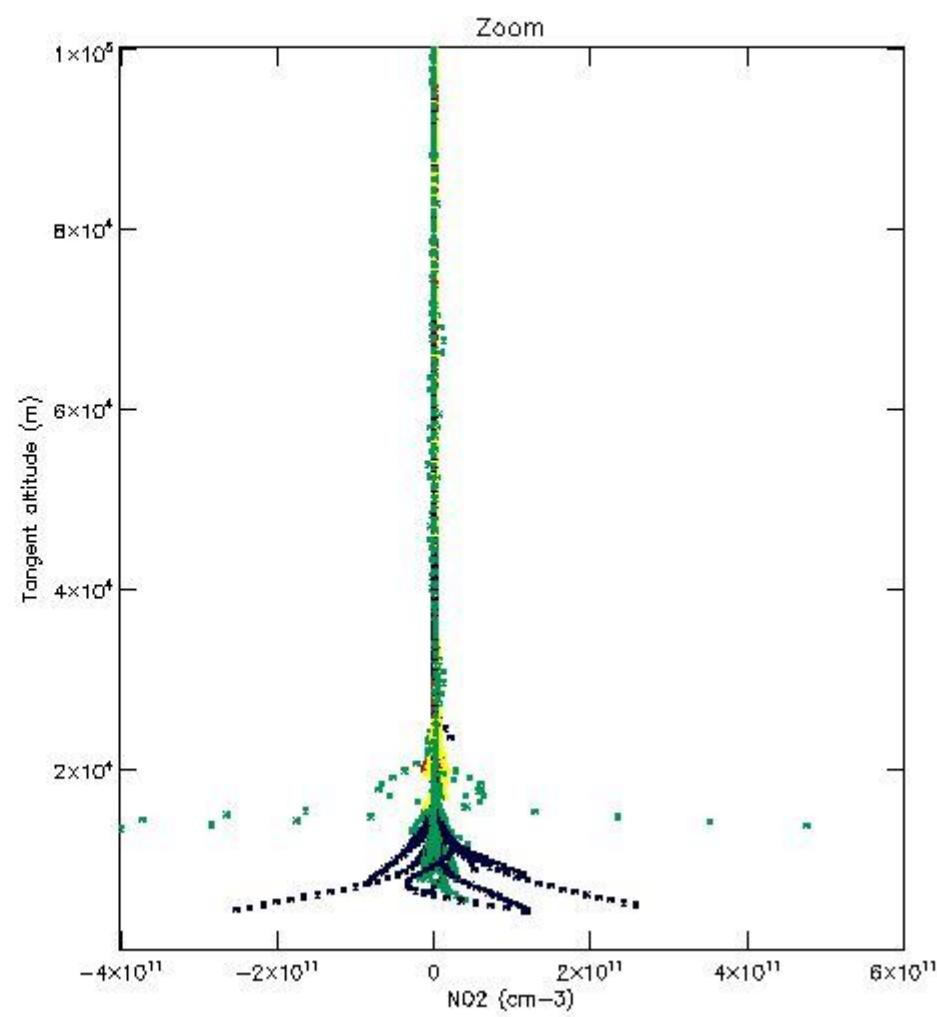
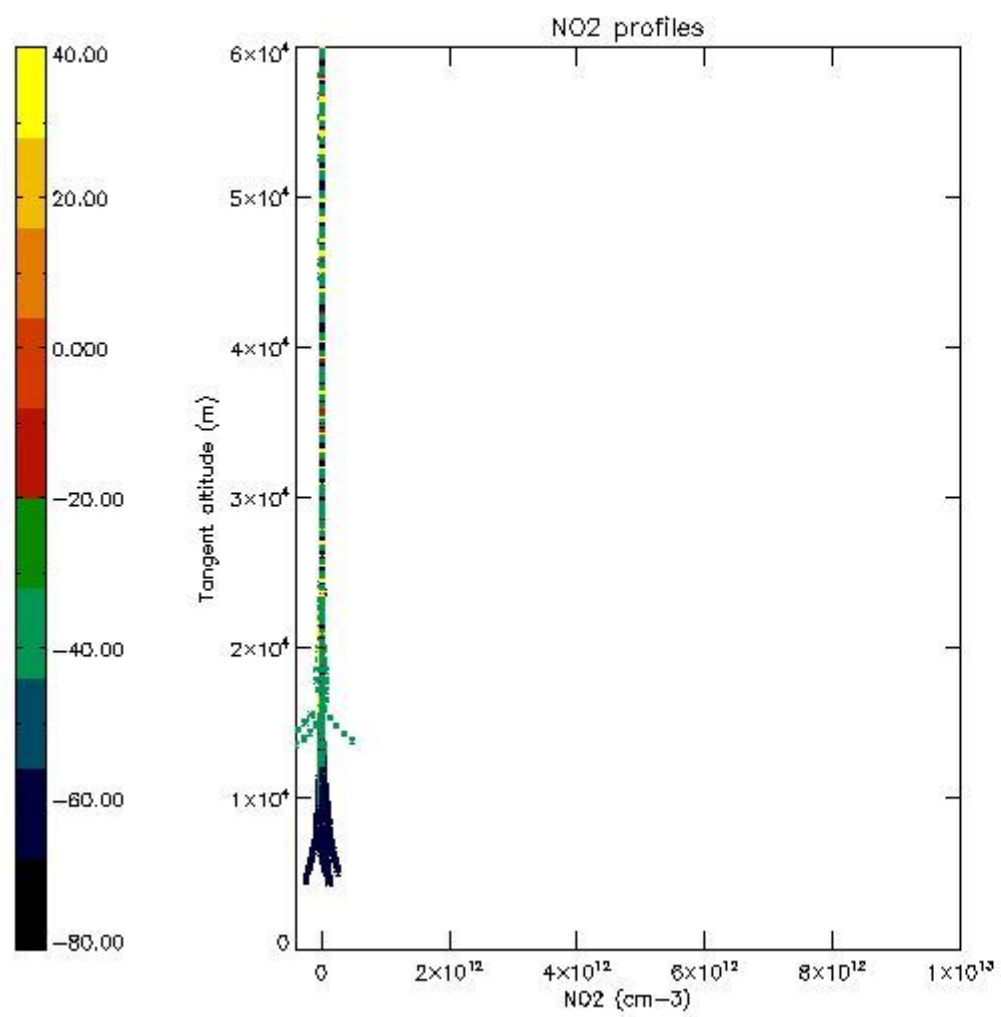
*5.5 Plot ozone profiles where STD < 5% (dark without errors)*

The colorbar represents the latitude.



*5.6 Plot NO<sub>2</sub> profiles for all STD (dark without errors)*

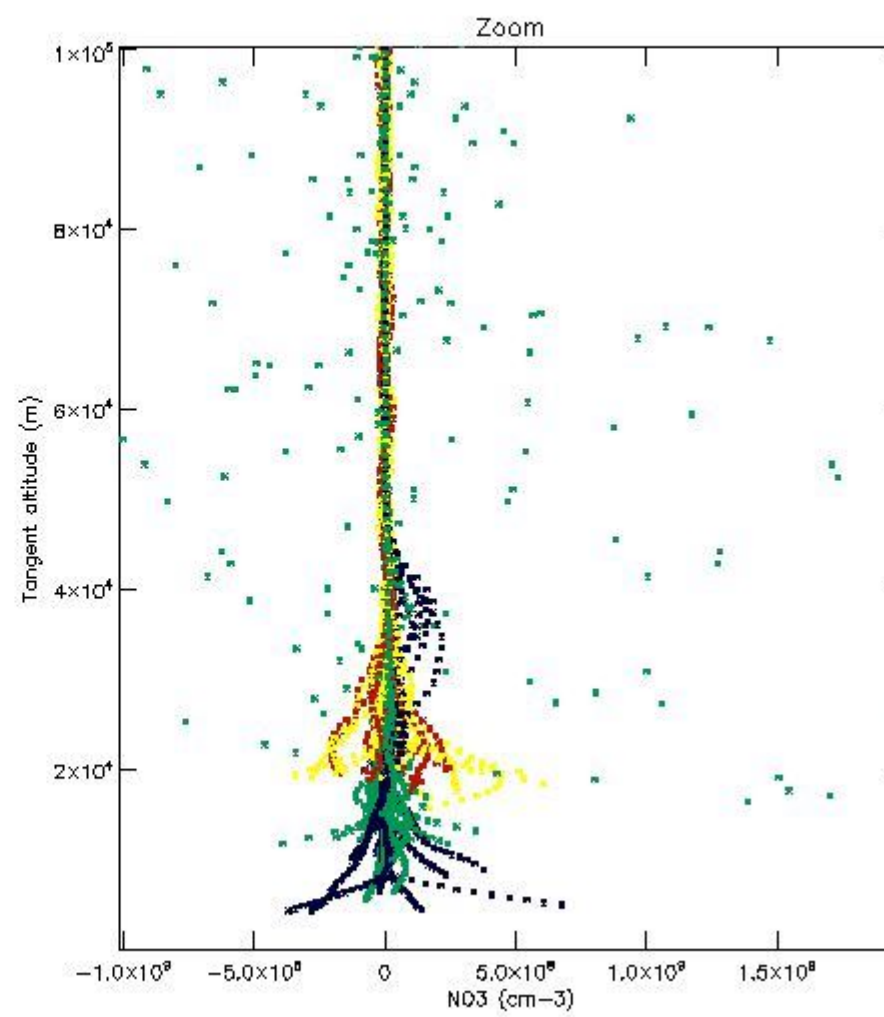
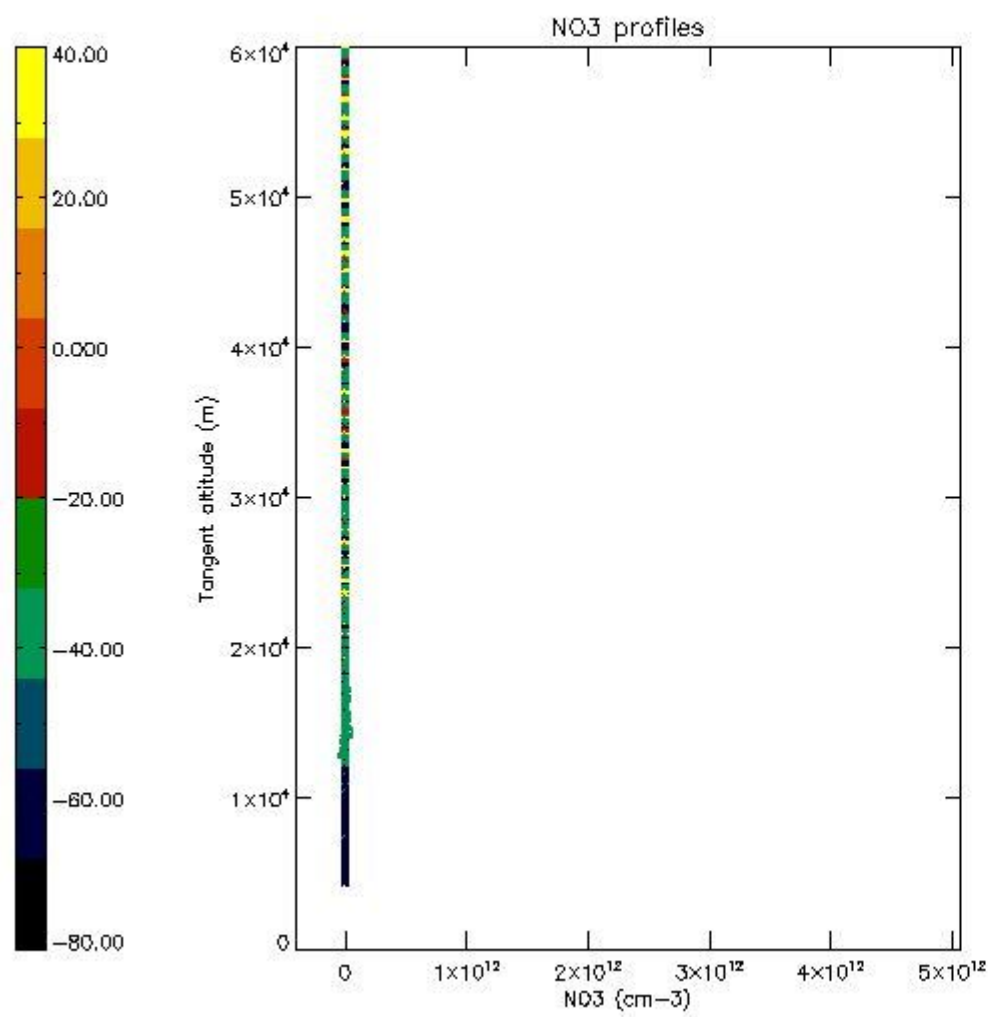
The colorbar represents the latitude.



*5.7 Plot NO3 profiles for all STD (dark without errors)*

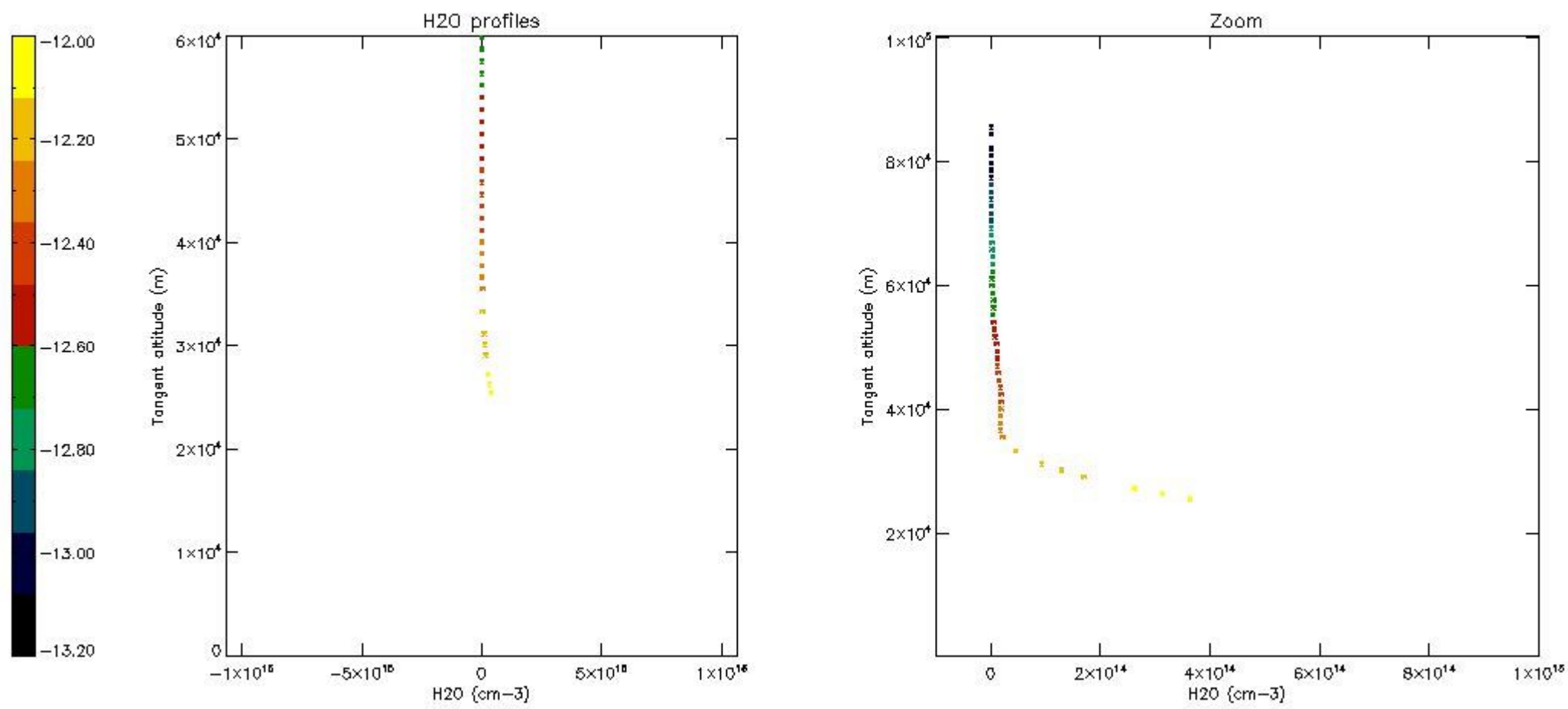
The colorbar represents the latitude.





5.8 Plot H2O profiles for all STD (only for occultations of stars 1,2,3,4,13,14,16,26,63 dark without errors)

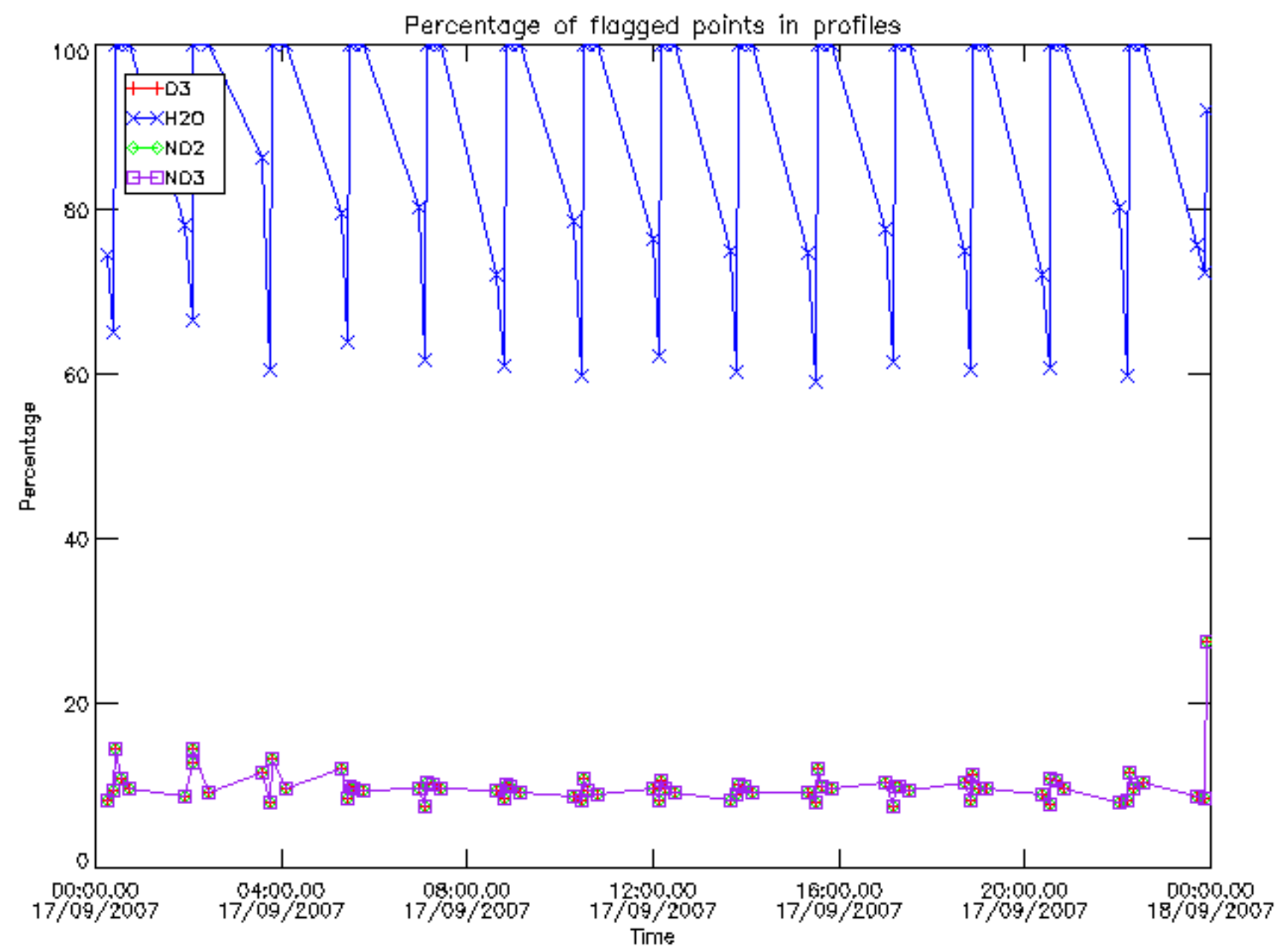
The colorbar represents the latitude.



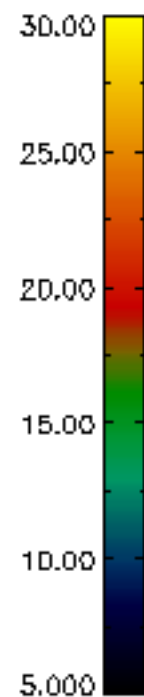
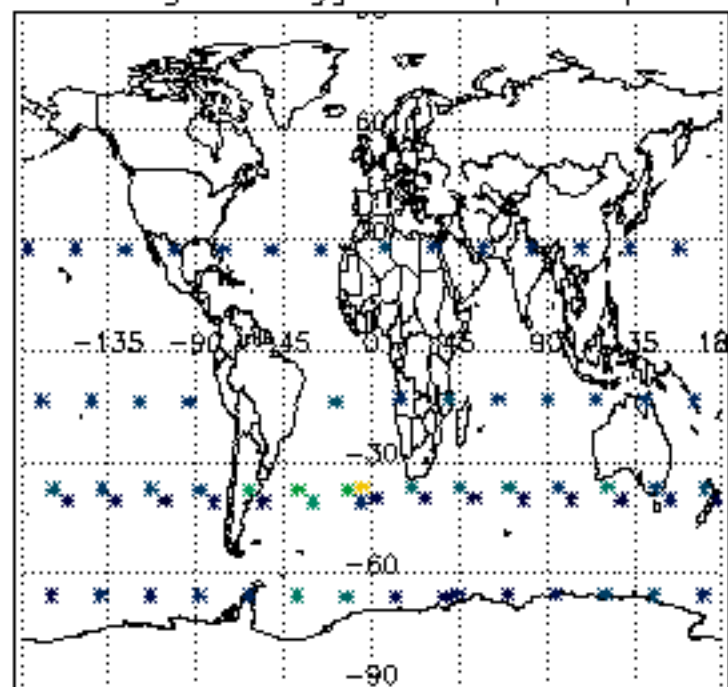
## 6. Auxiliary Data Files used for the production reported in section 2

The number reported in the third column indicates since which file (see list in section 2) the corresponding auxiliary file has been used. The fourth column is the date of those product files.

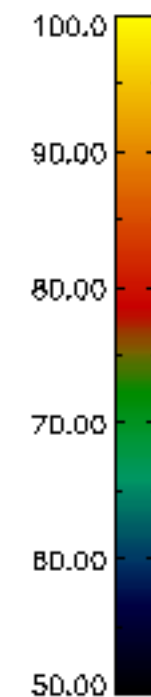
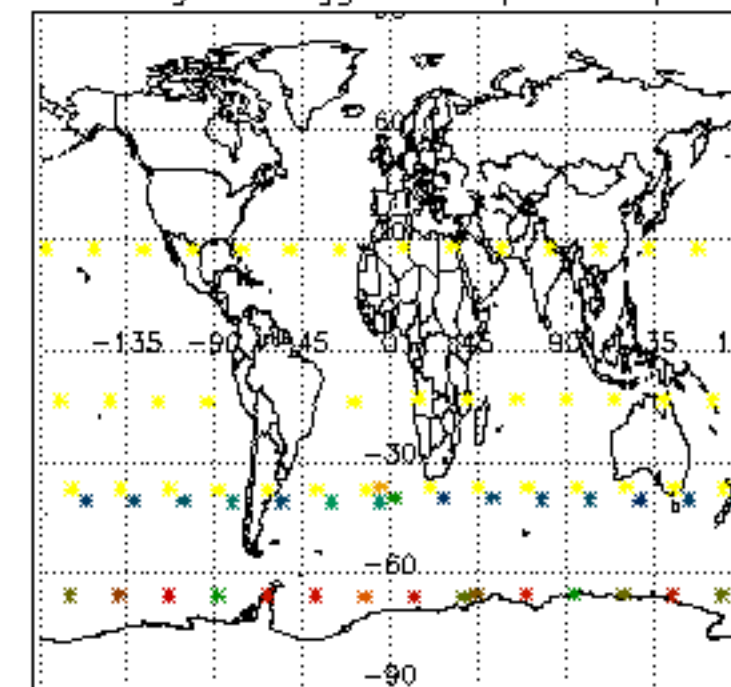
Type	Auxiliary Filename	Used since product	Used since product date
INST_PHYS_CHARACTERISTICS	GOM_INS_AXVIEC20091111_143220_20030716_120000_20500101_000000	1	17-SEP-2007 00:06:00
LEVEL-2_PROC_CONFIG	GOM_PR2_AXVIEC20091111_152718_20020301_000000_20500101_000000	1	17-SEP-2007 00:06:00
CROSS_SECTIONS_FILE	GOM_CRS_AXVIEC20091111_154832_20020301_000000_20500101_000000	1	17-SEP-2007 00:06:00



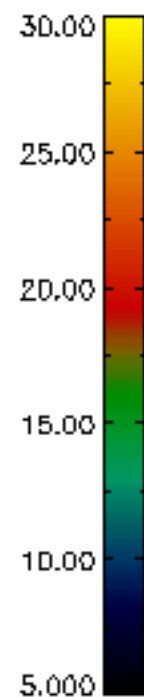
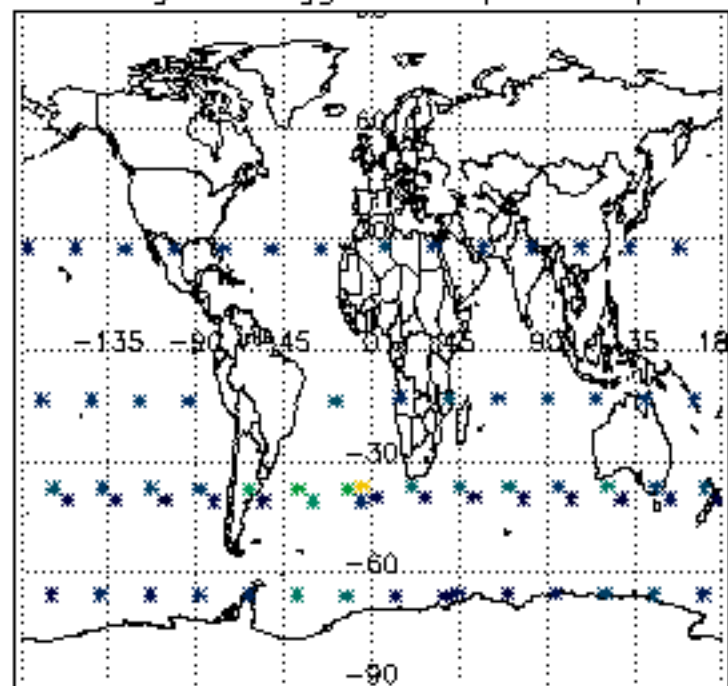
Percentage of flagged data per D3 profile



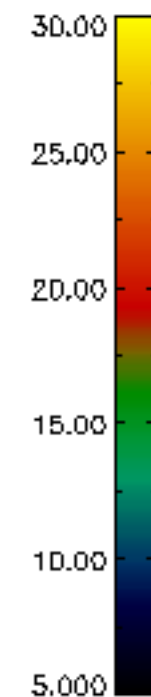
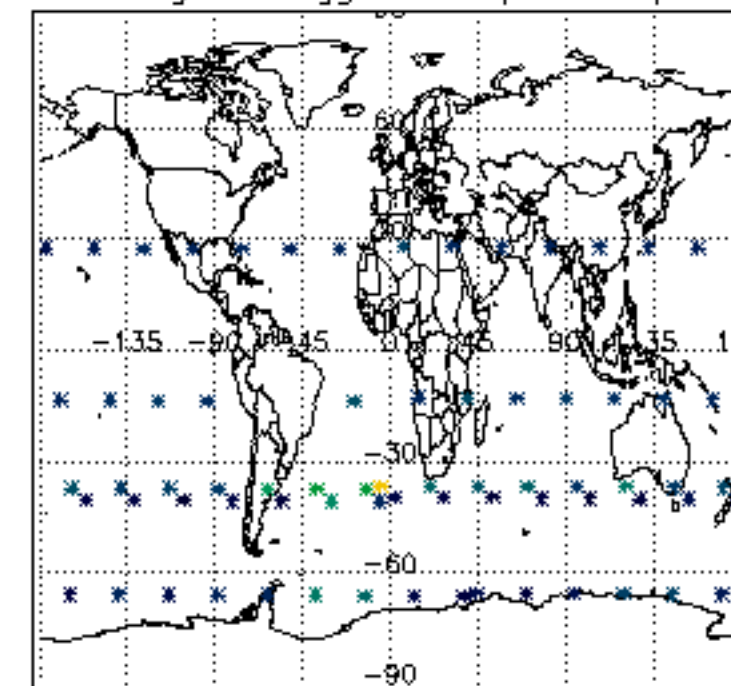
Percentage of flagged data per H2O profile

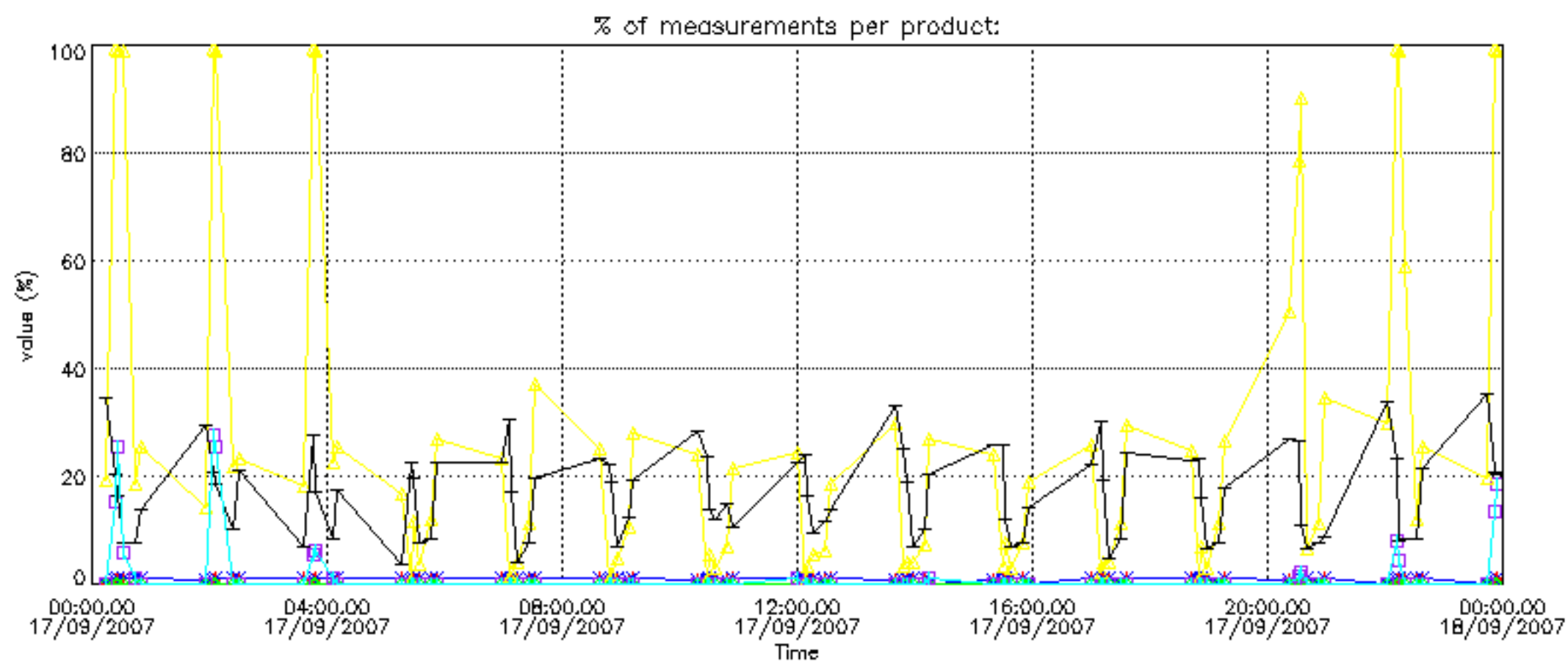
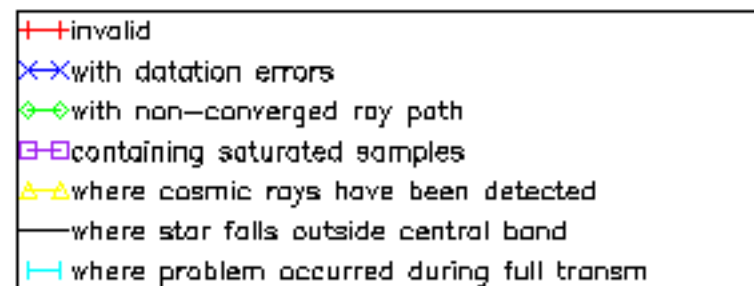


Percentage of flagged data per NO2 profile

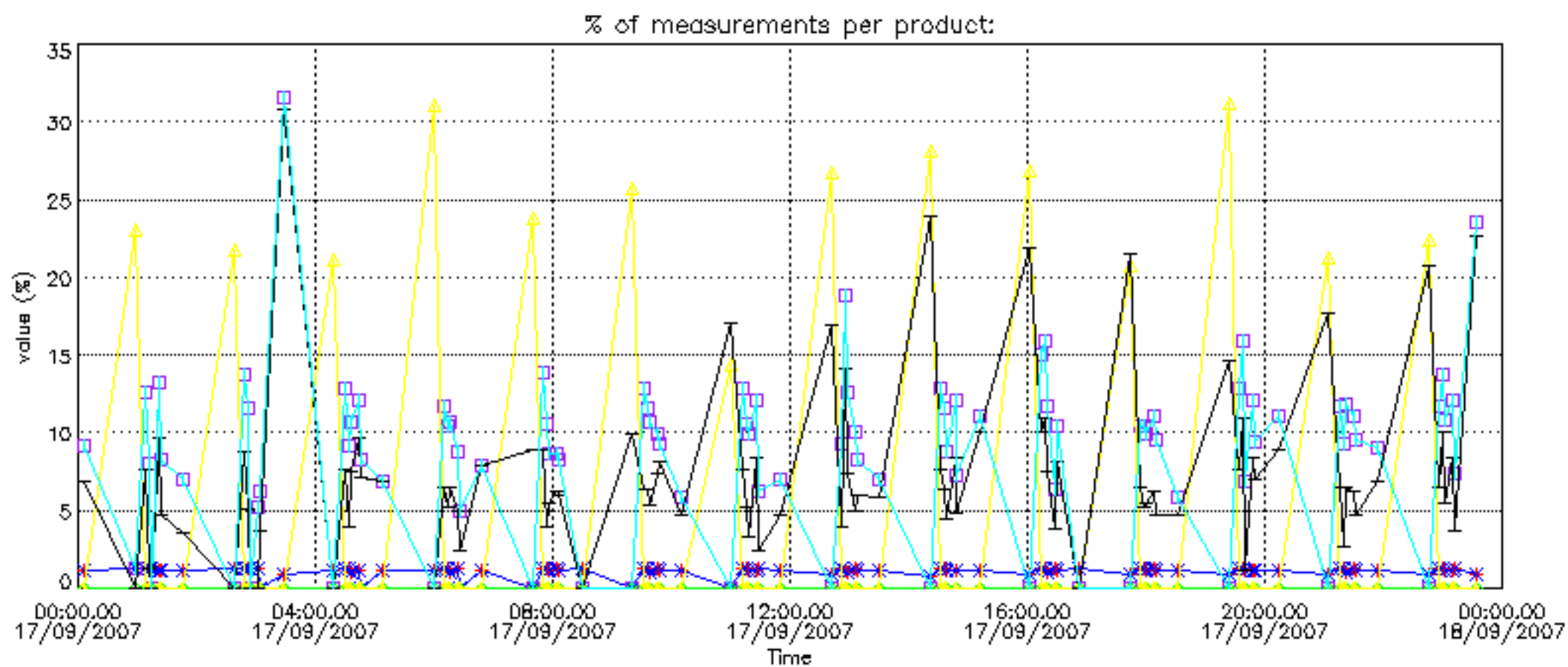


Percentage of flagged data per NO3 profile

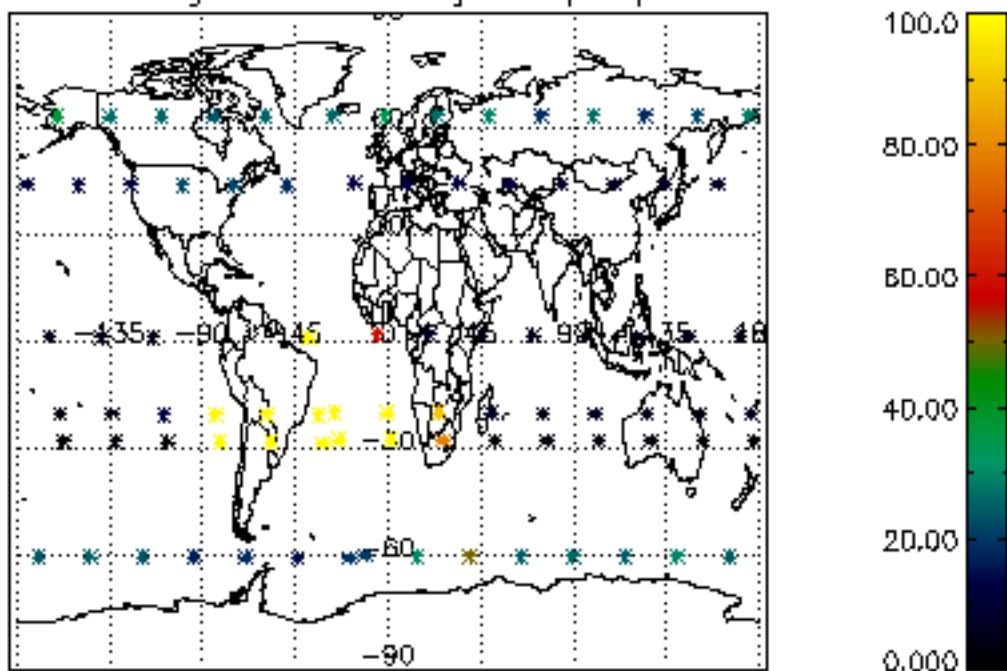




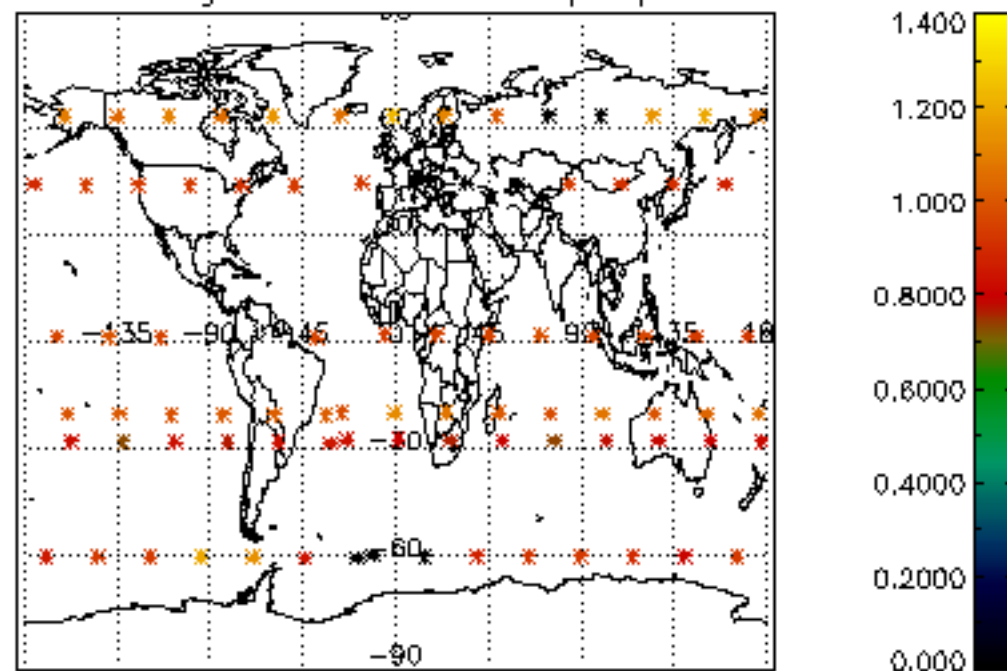




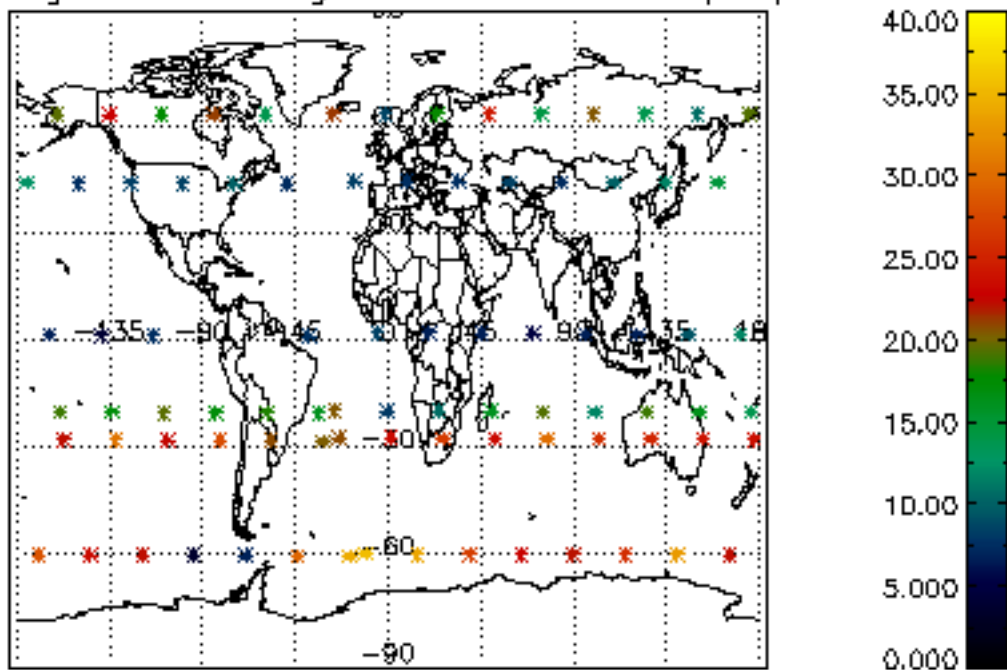
Percentage of cosmic ray hits per profile



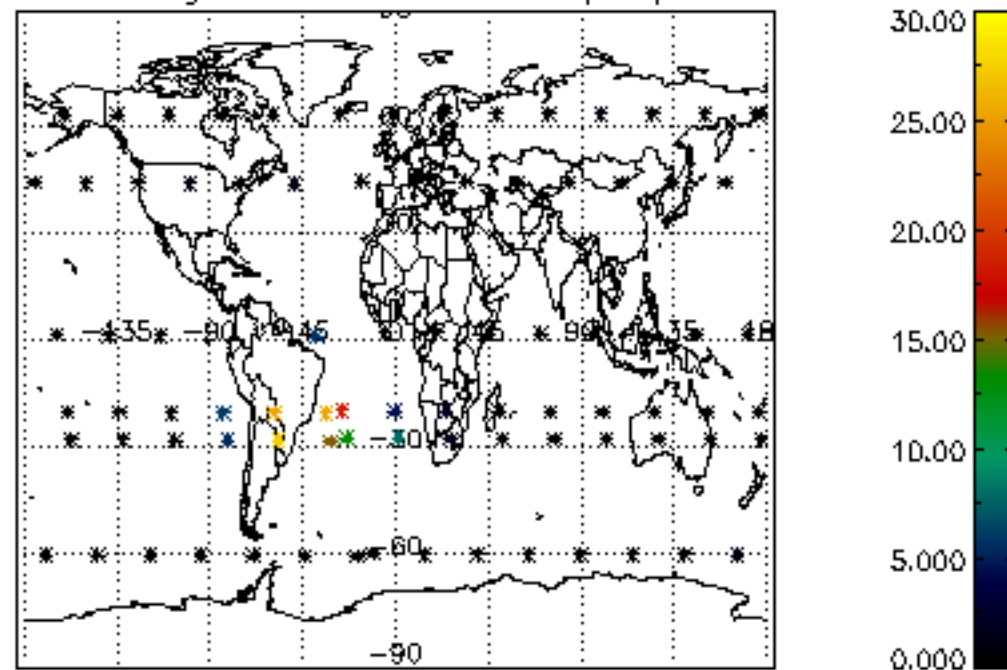
Percentage of datation errors per profile



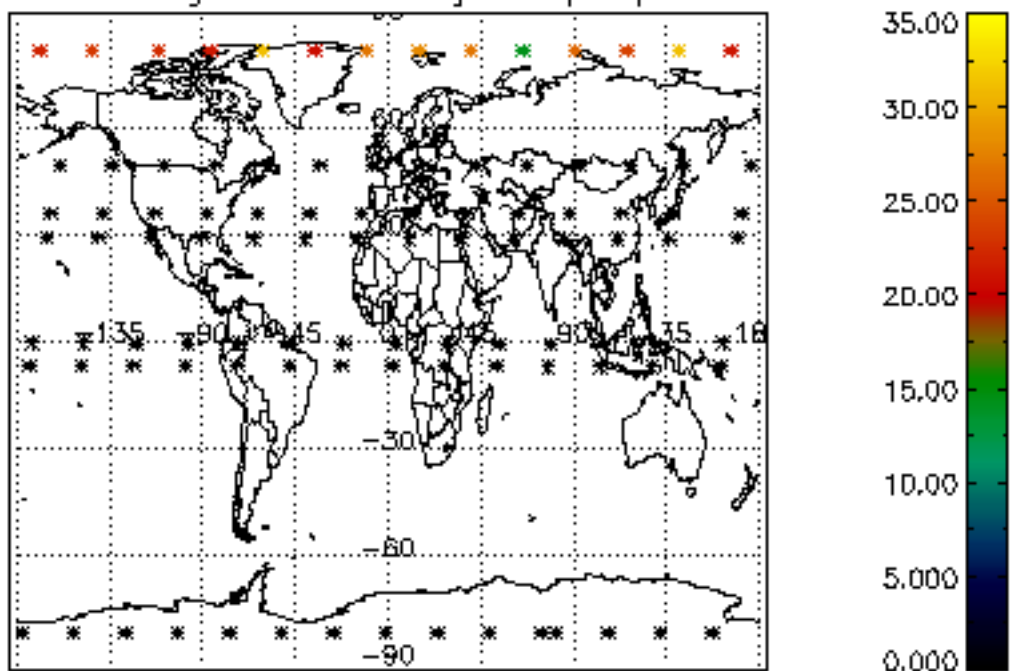
Percentage of star falling outside central band per profile



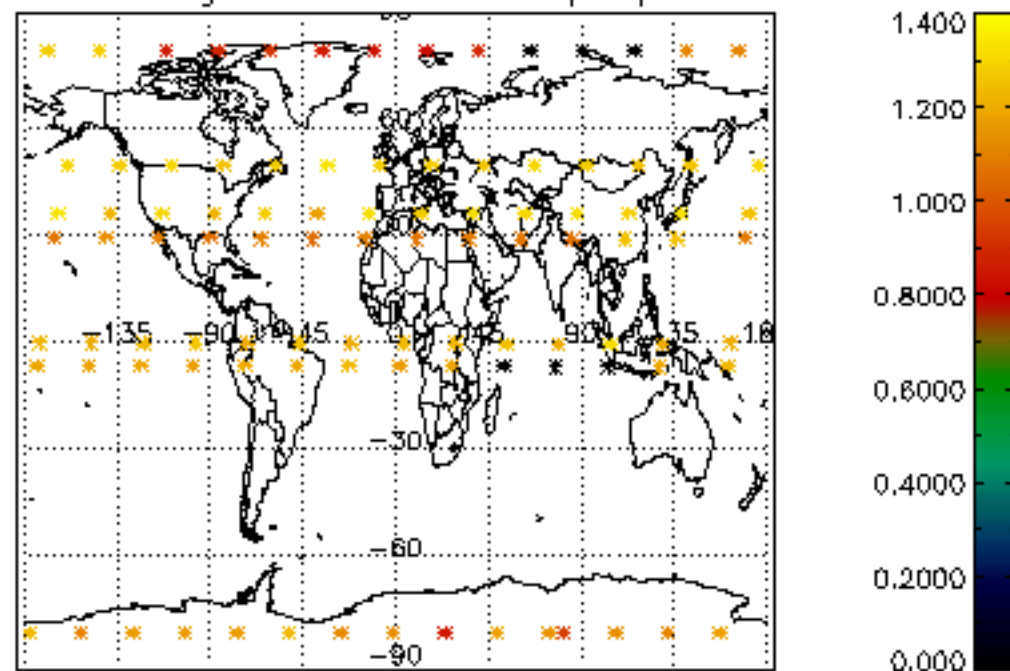
Percentage of saturation errors per profile



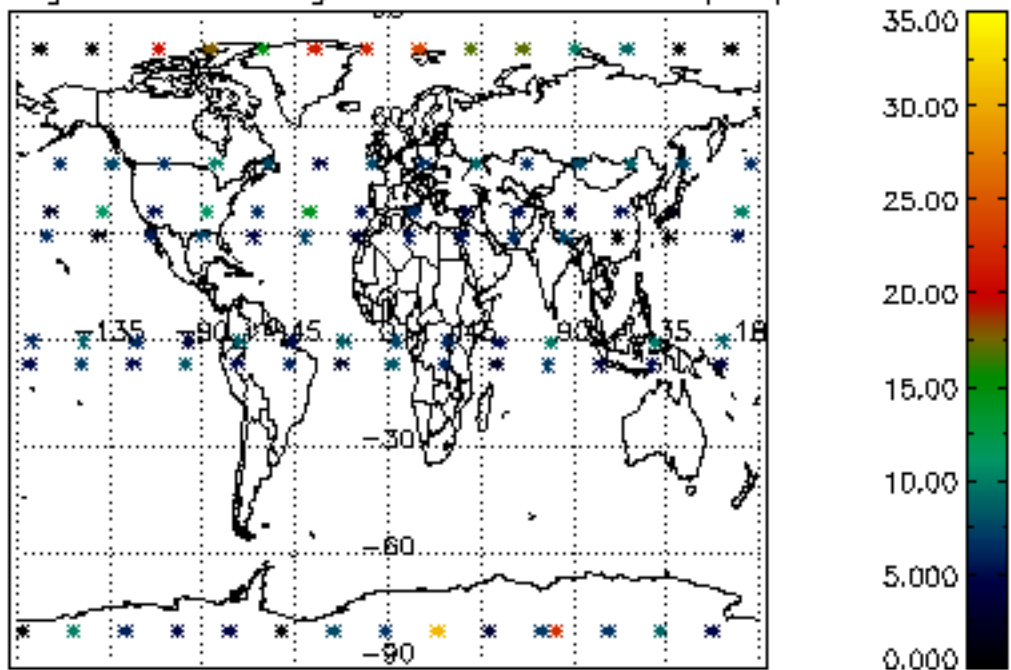
Percentage of cosmic ray hits per profile



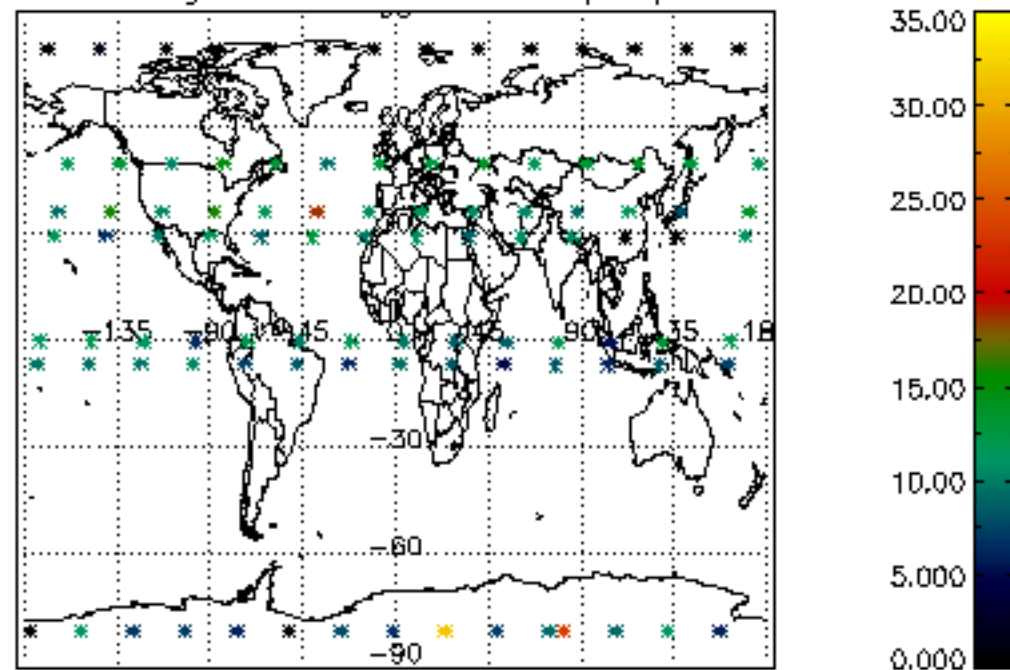
Percentage of datation errors per profile

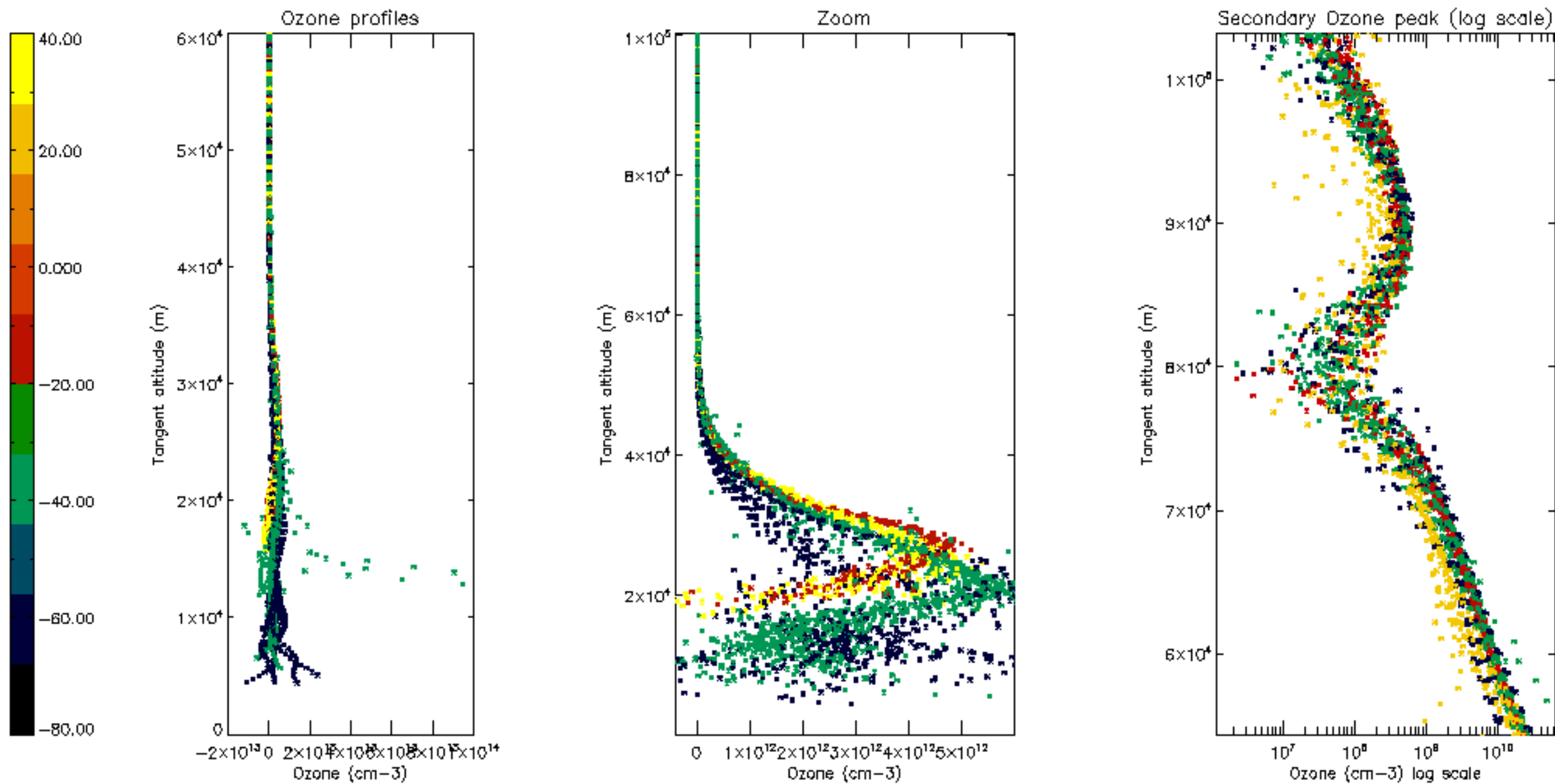


Percentage of star falling outside central band per profile

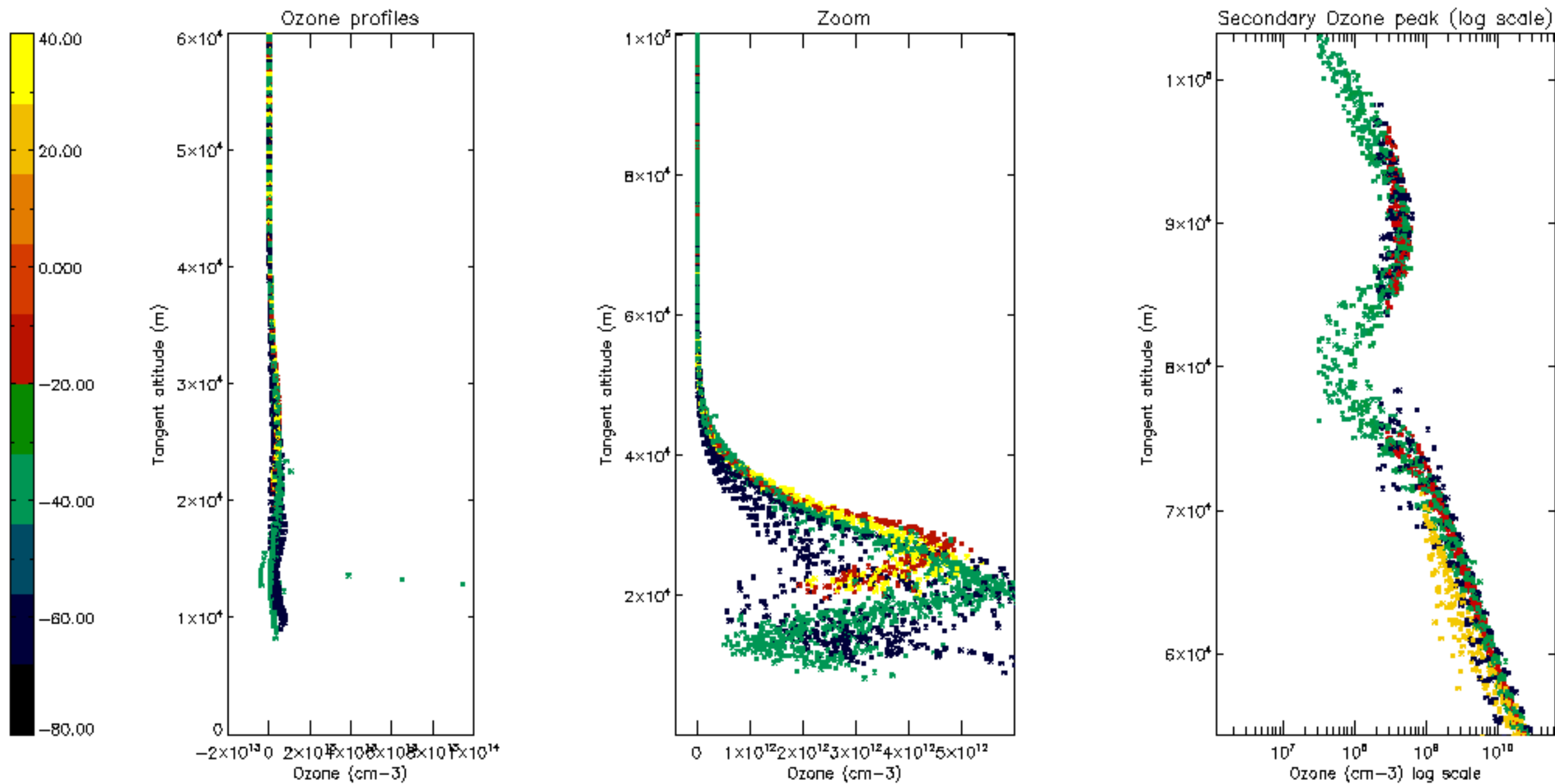


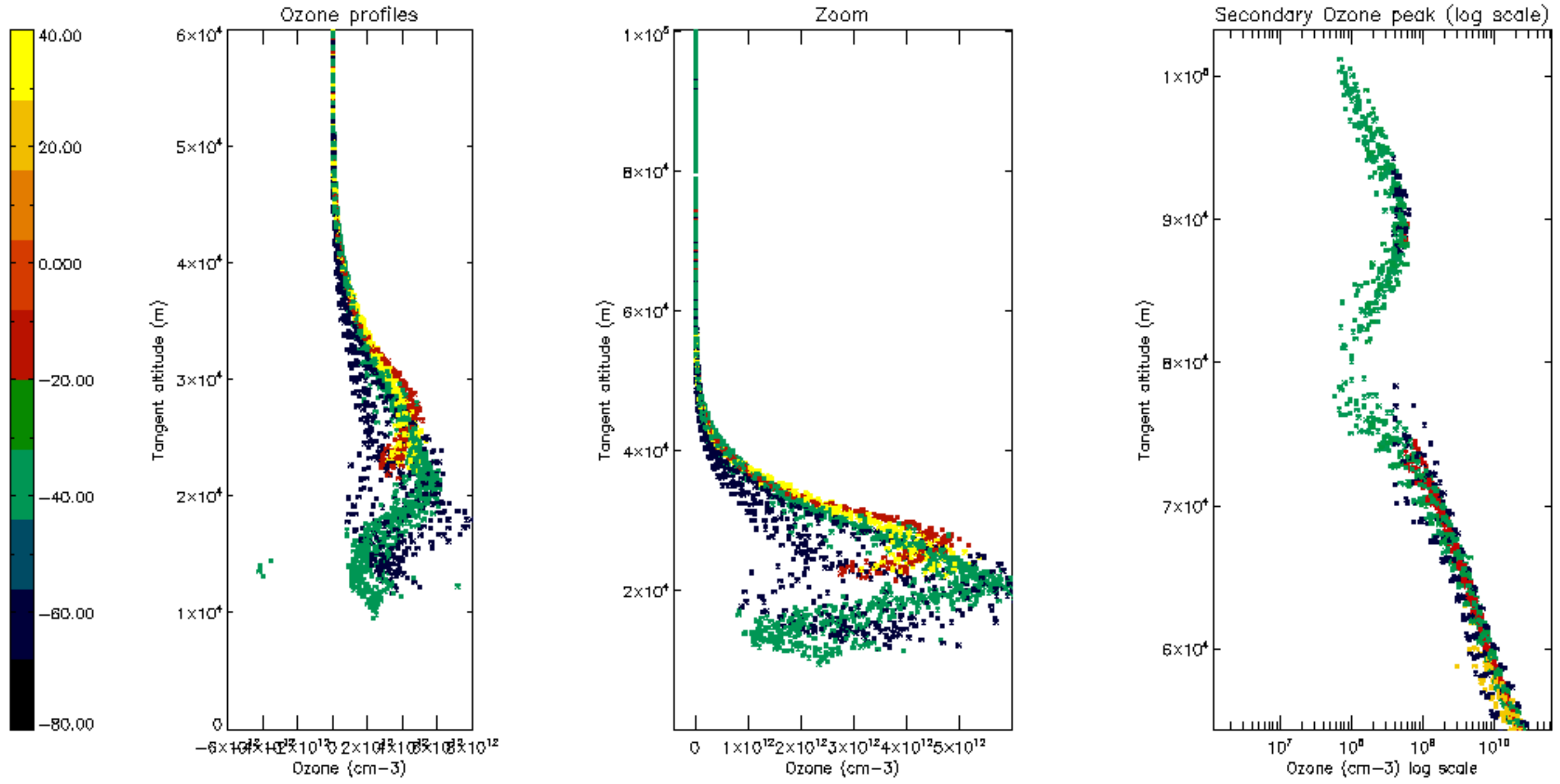
Percentage of saturation errors per profile

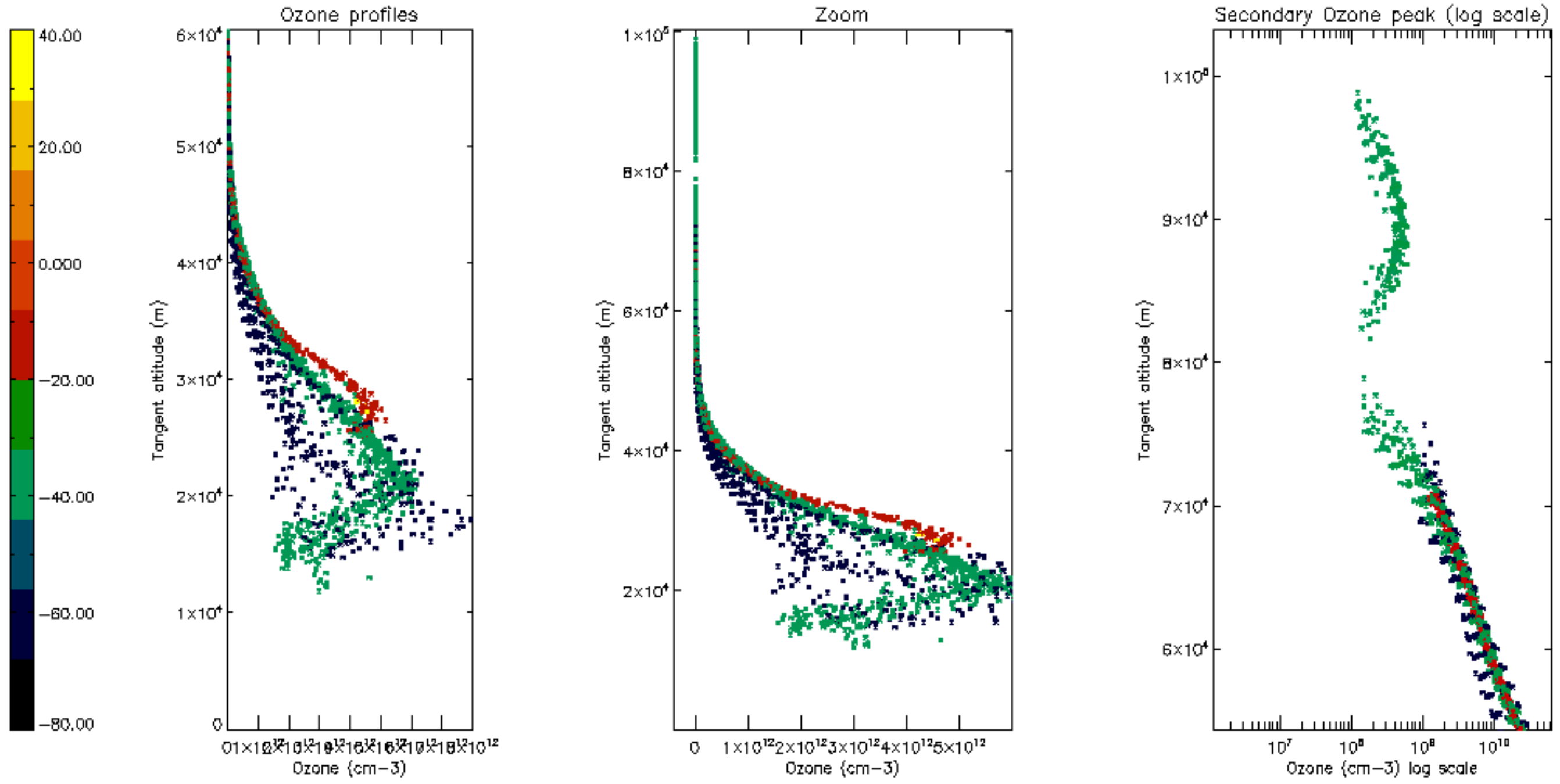


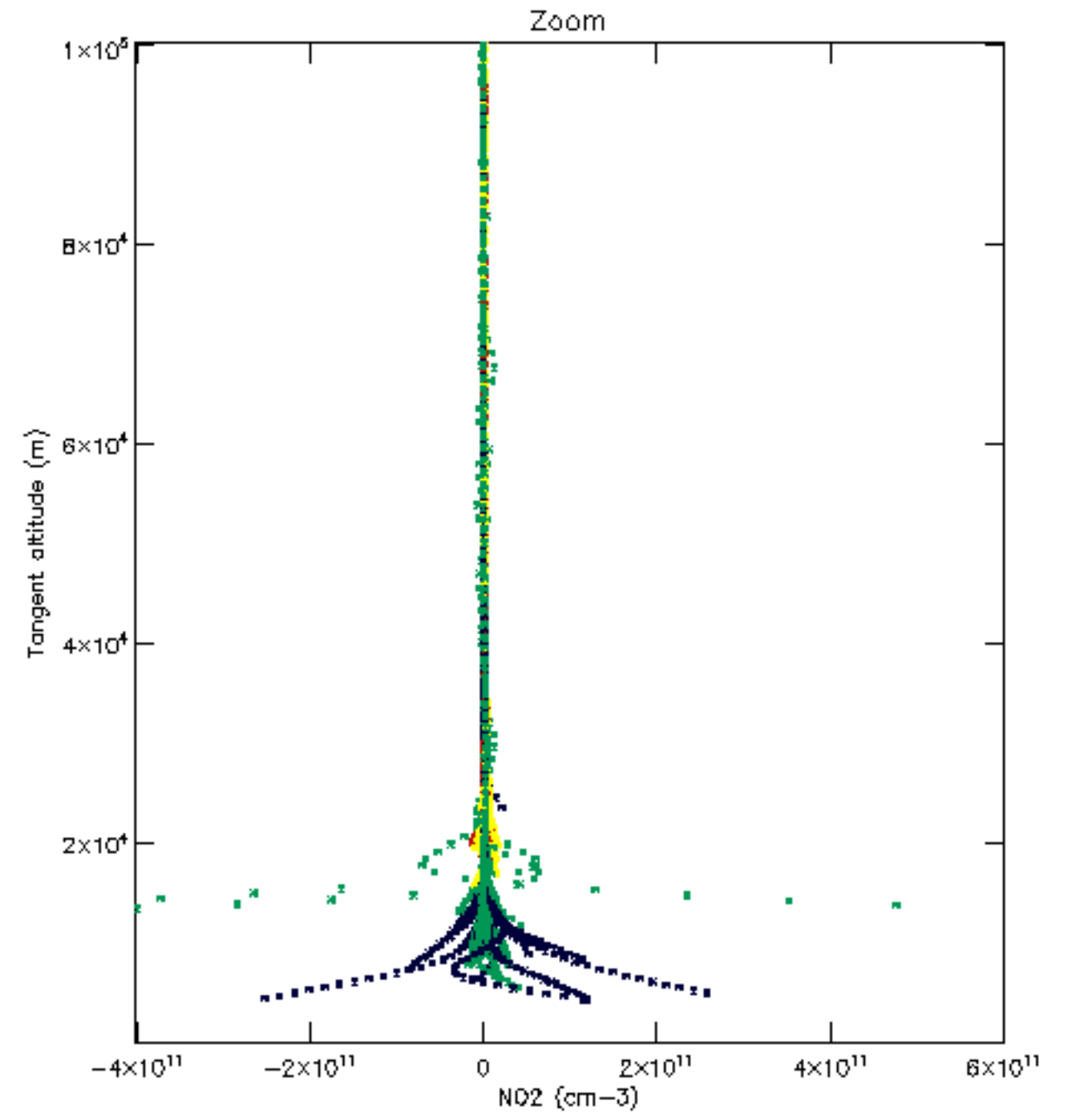
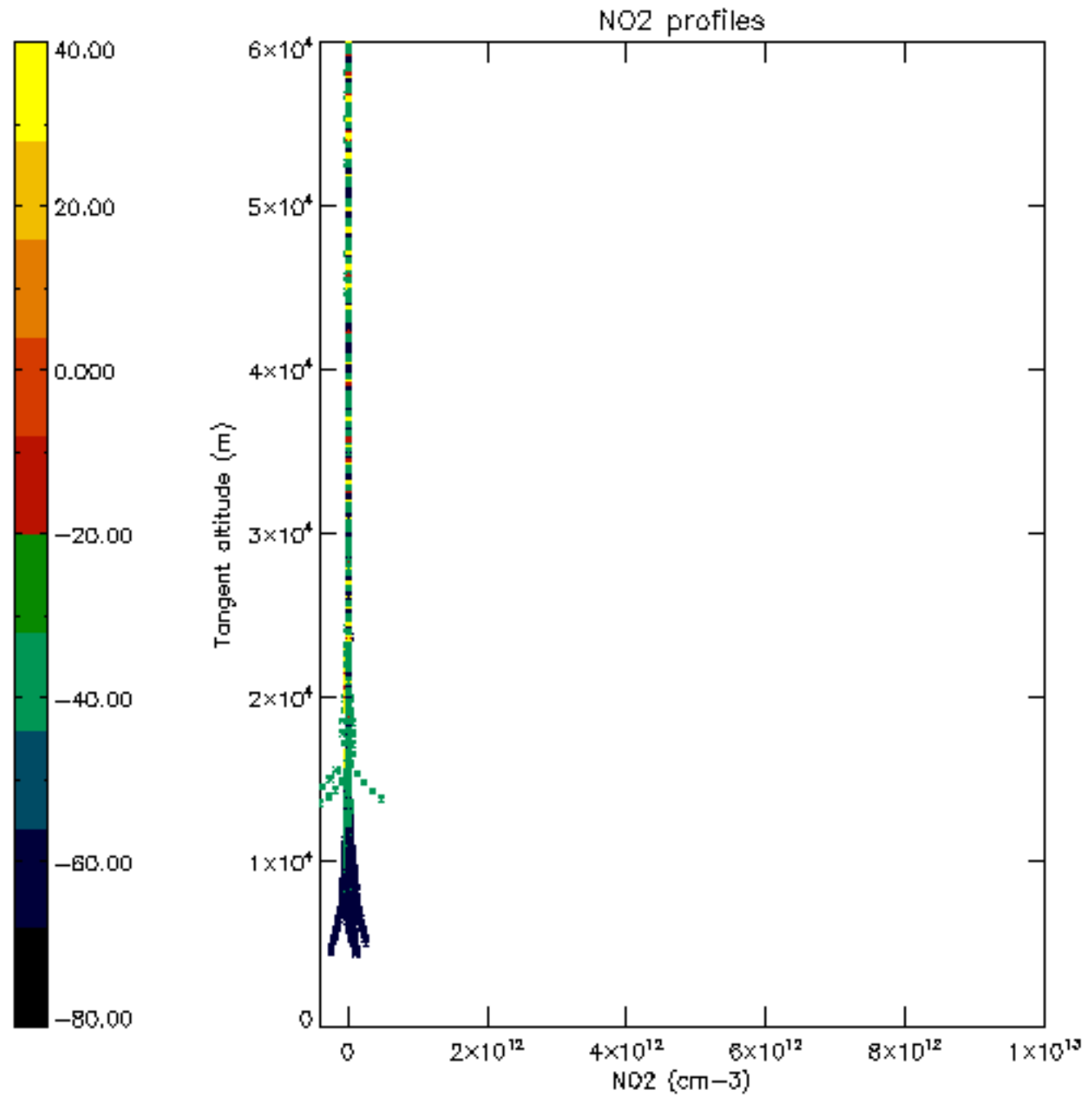




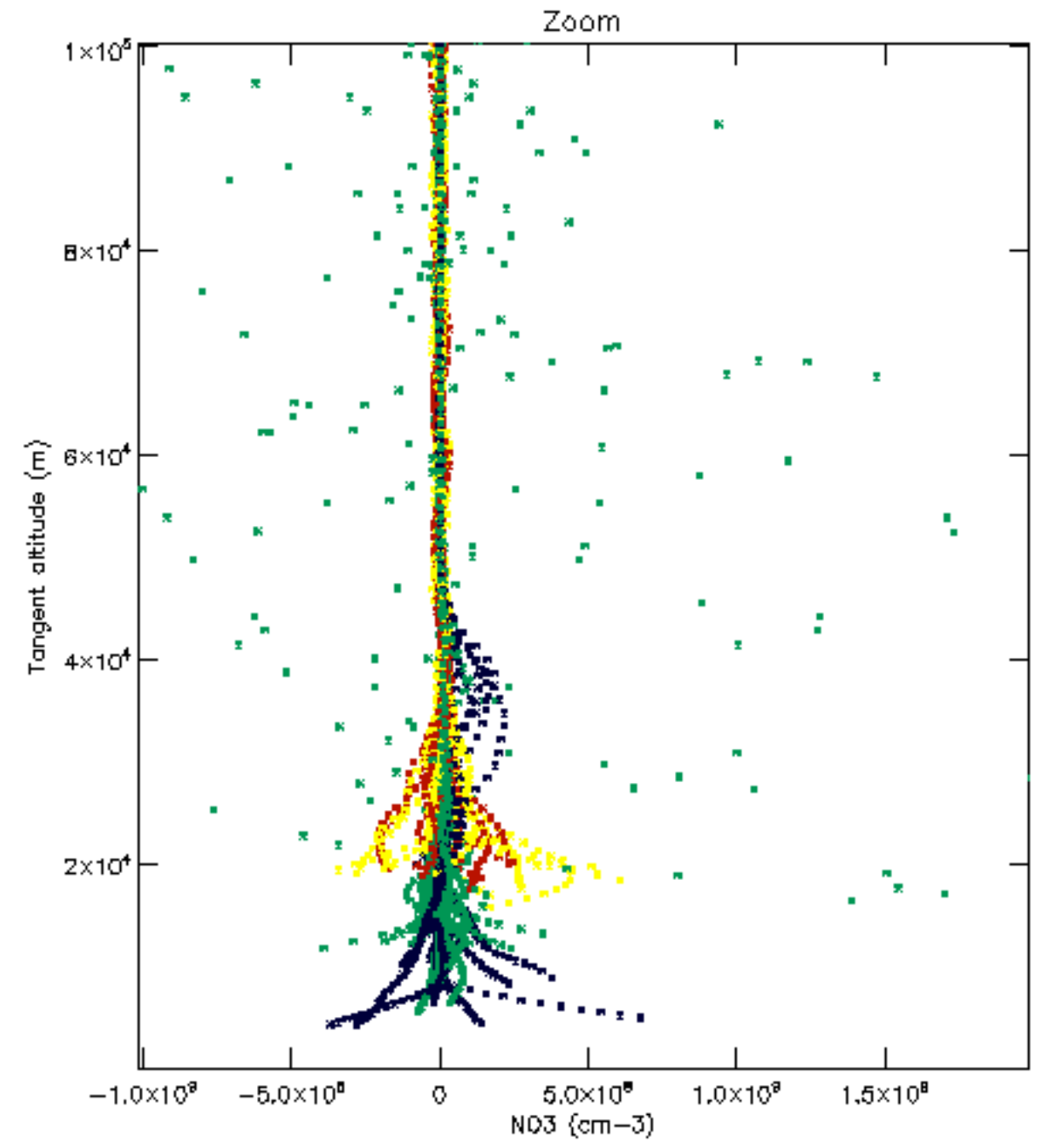
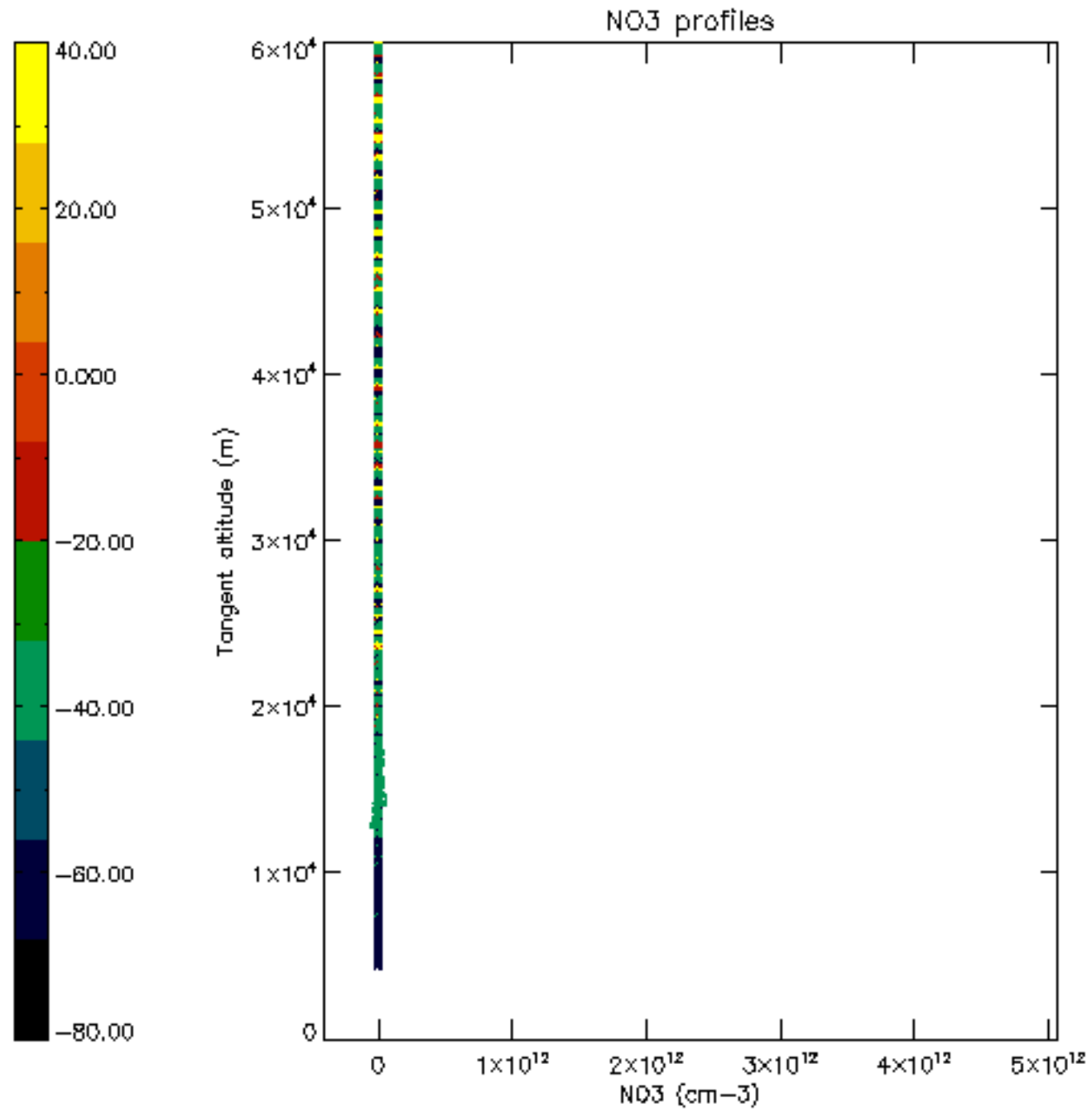


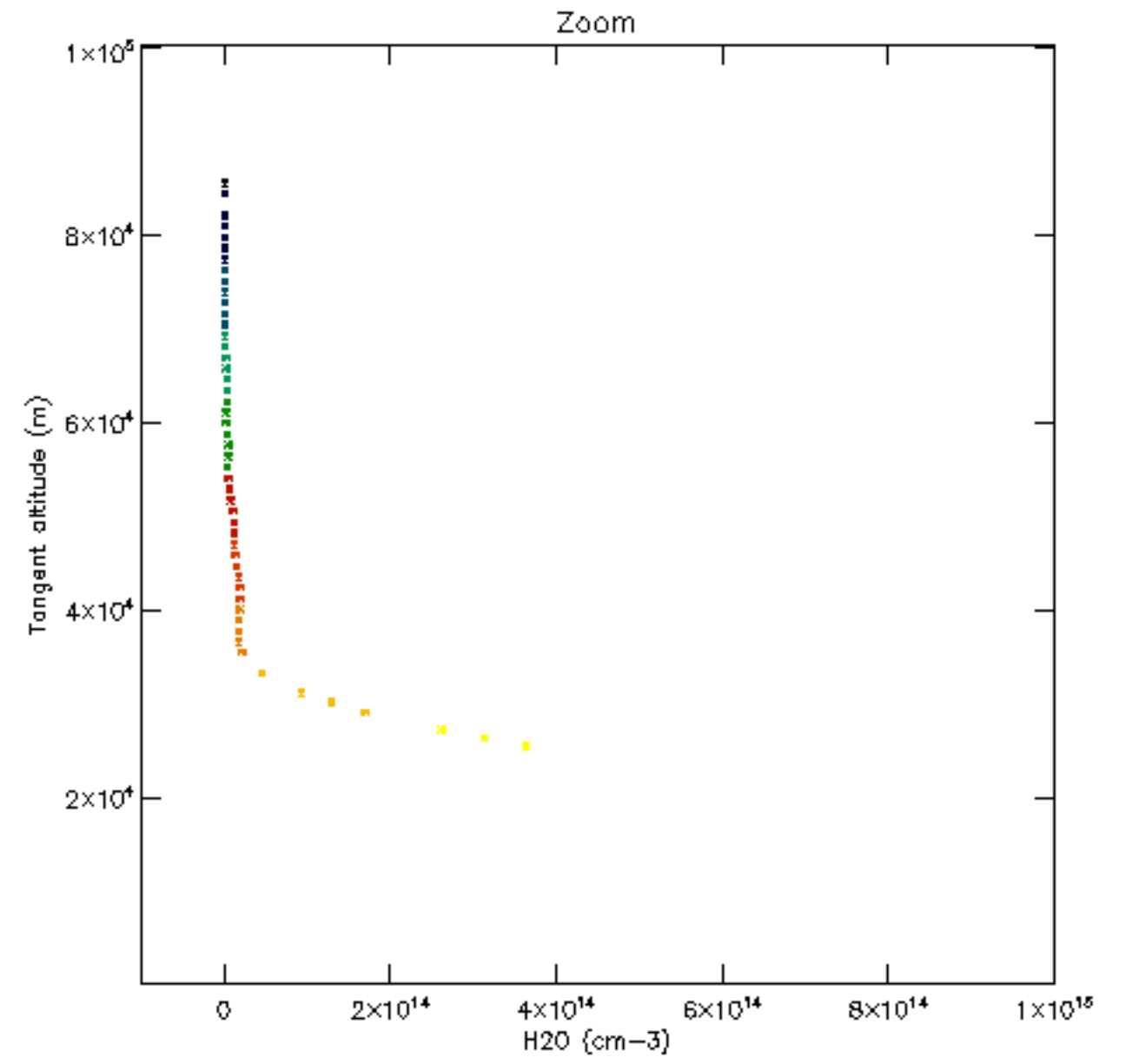
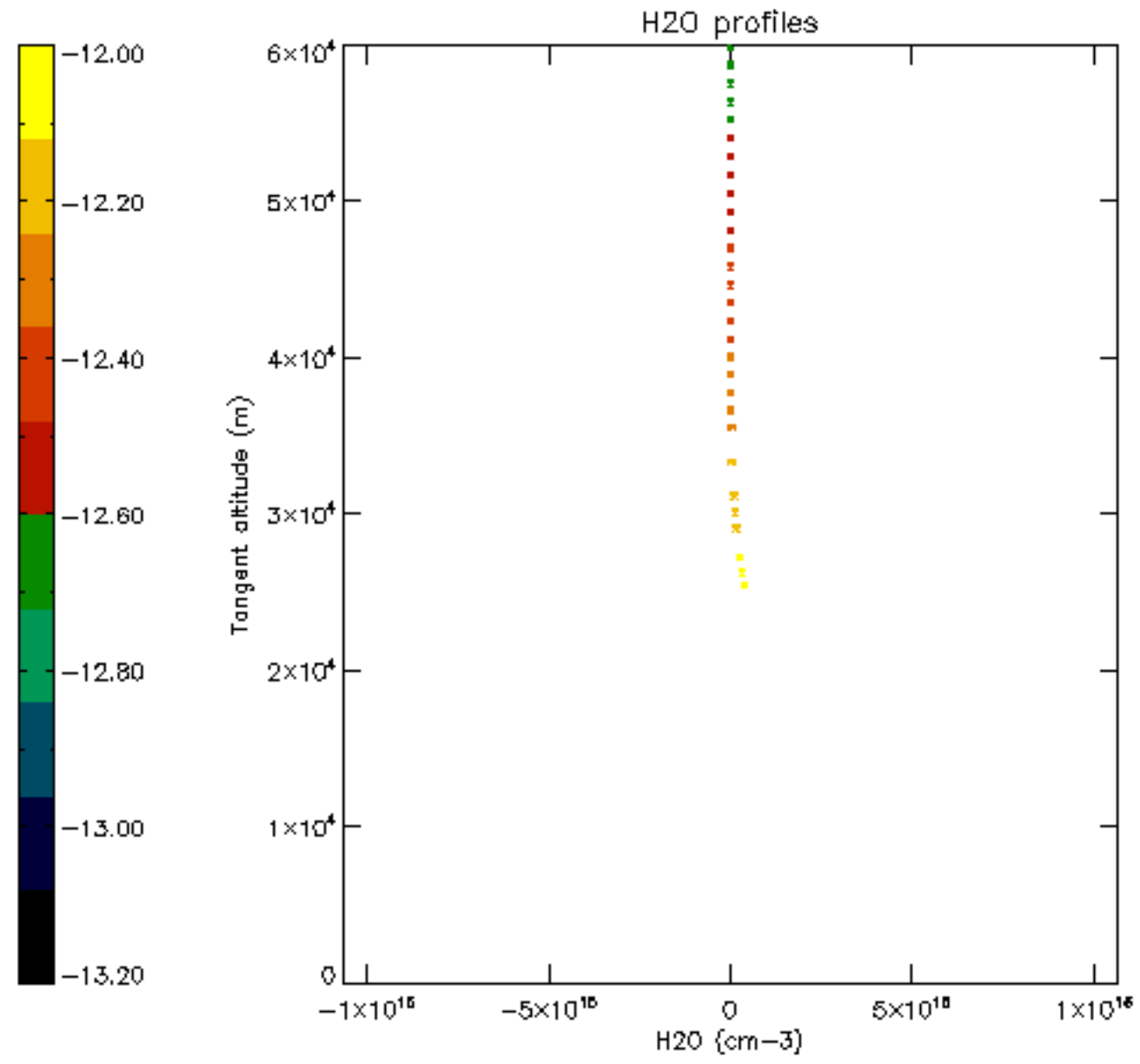


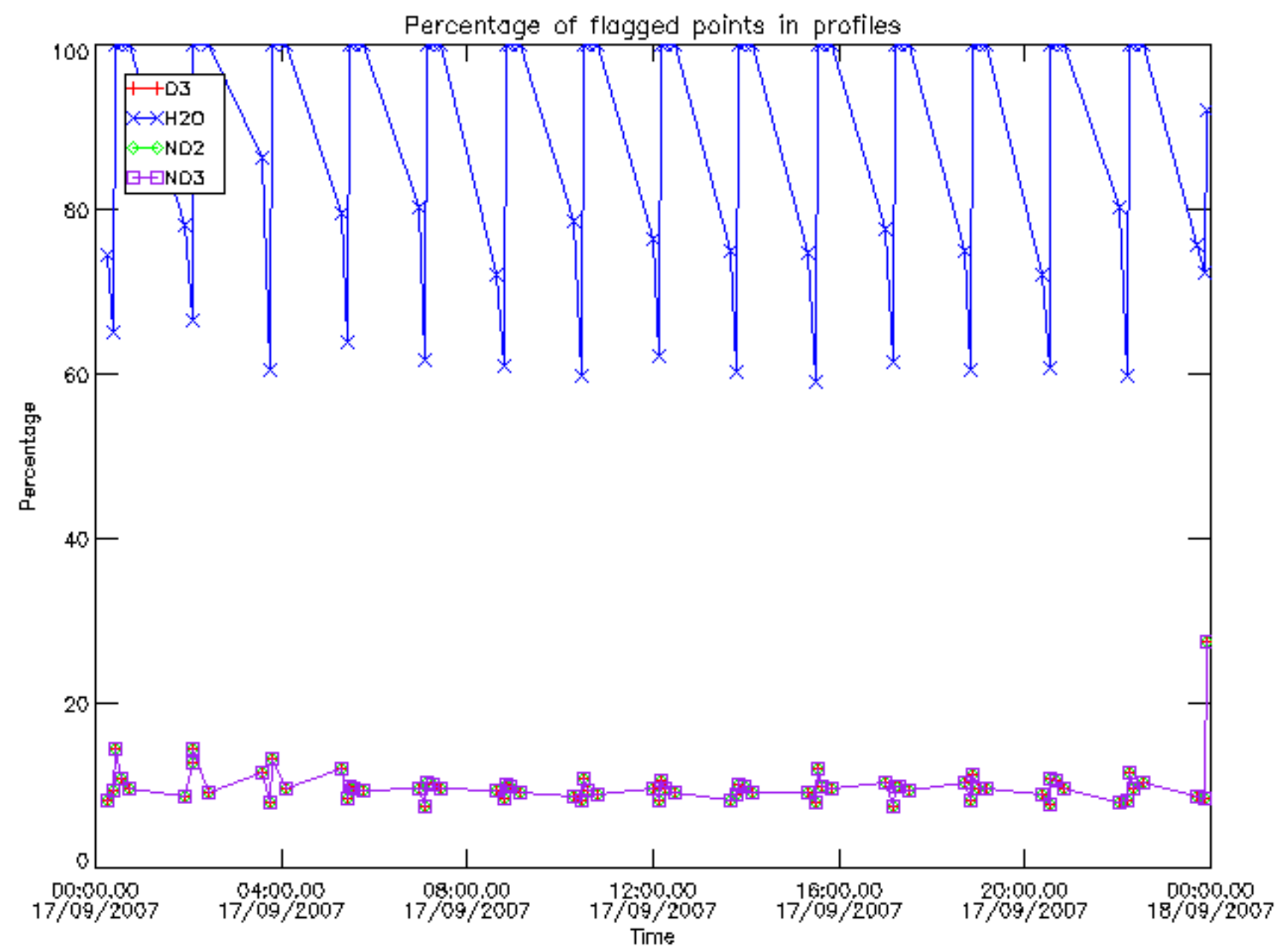




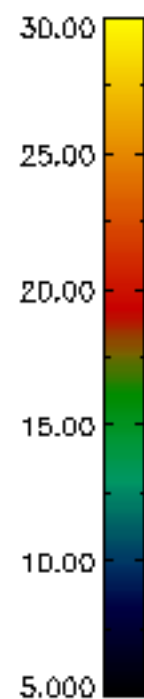
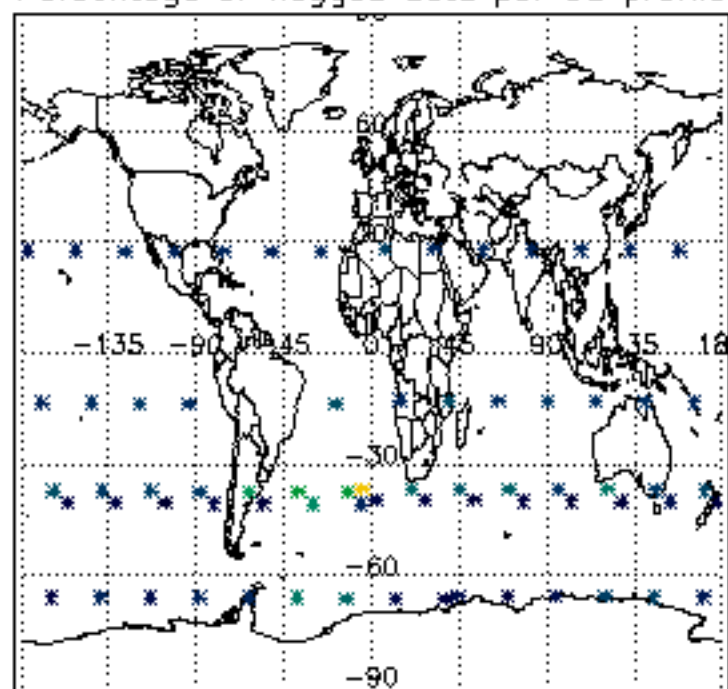




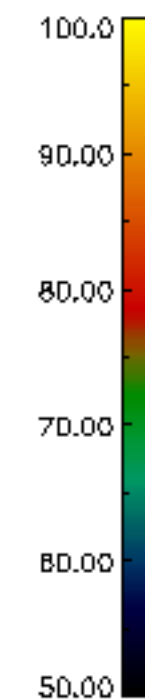
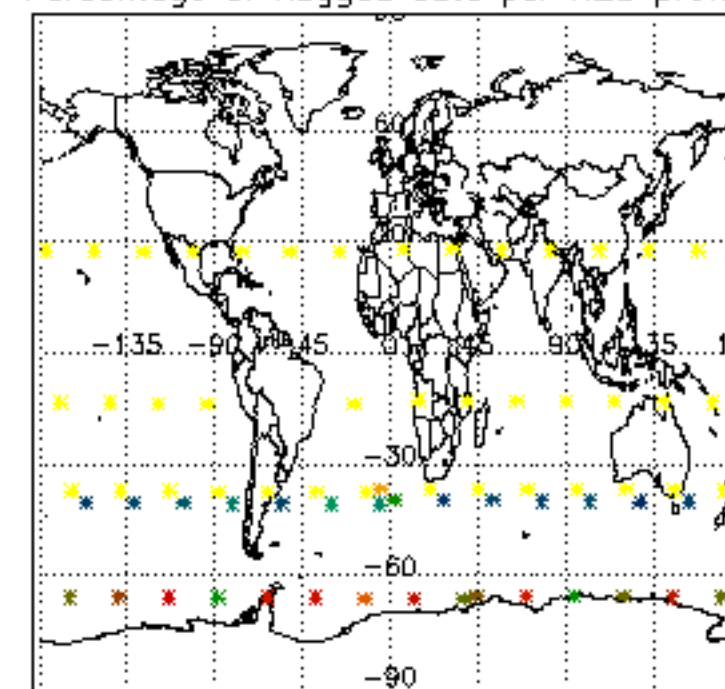




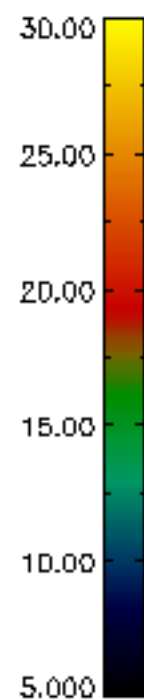
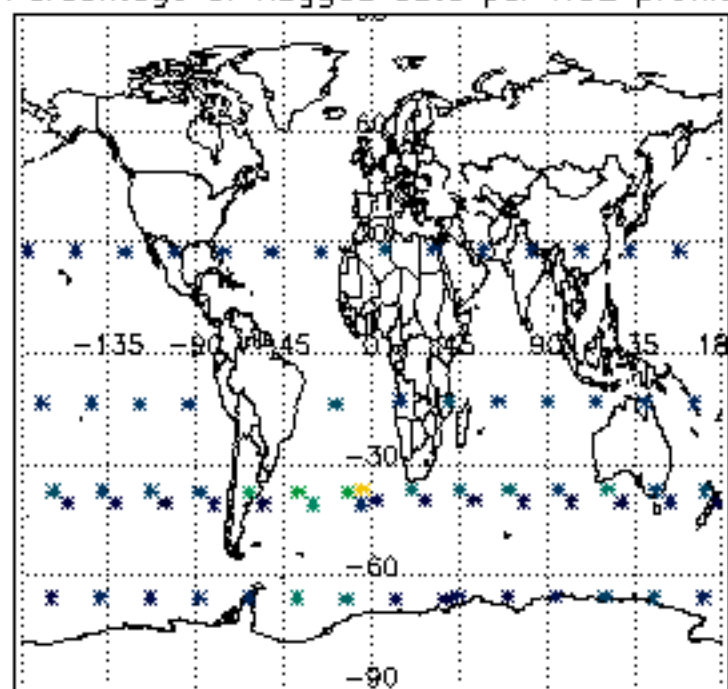
Percentage of flagged data per D3 profile



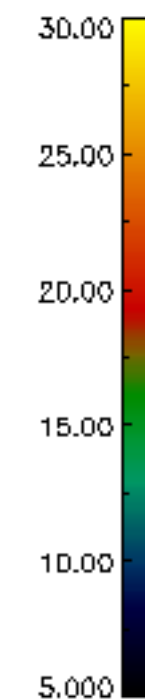
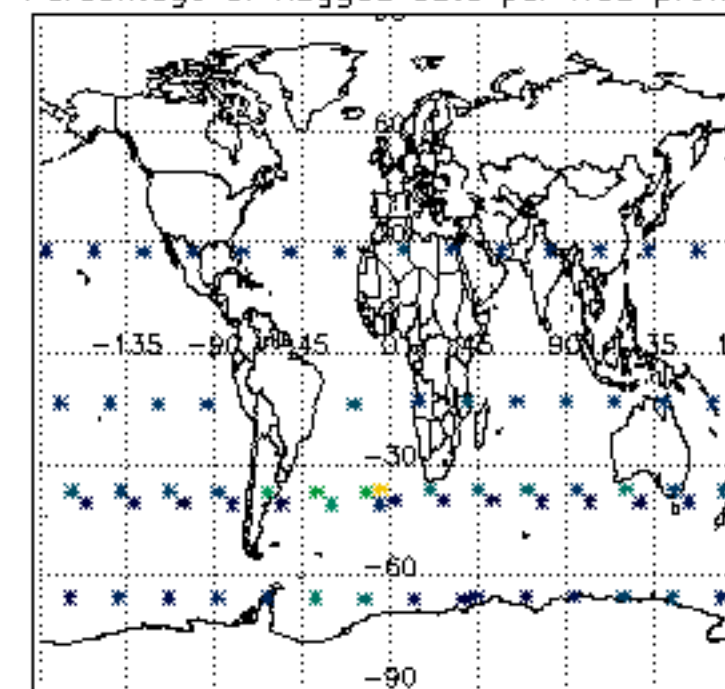
Percentage of flagged data per H2O profile



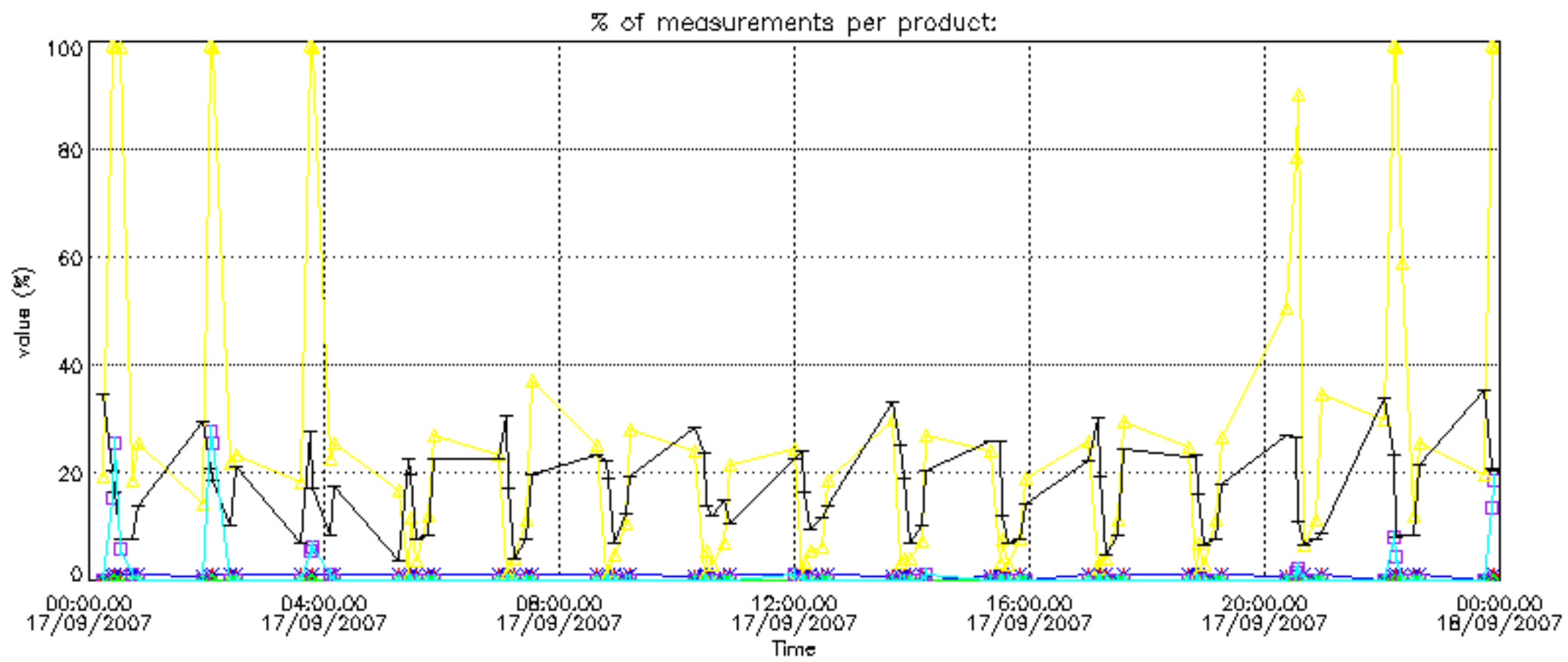
Percentage of flagged data per NO2 profile

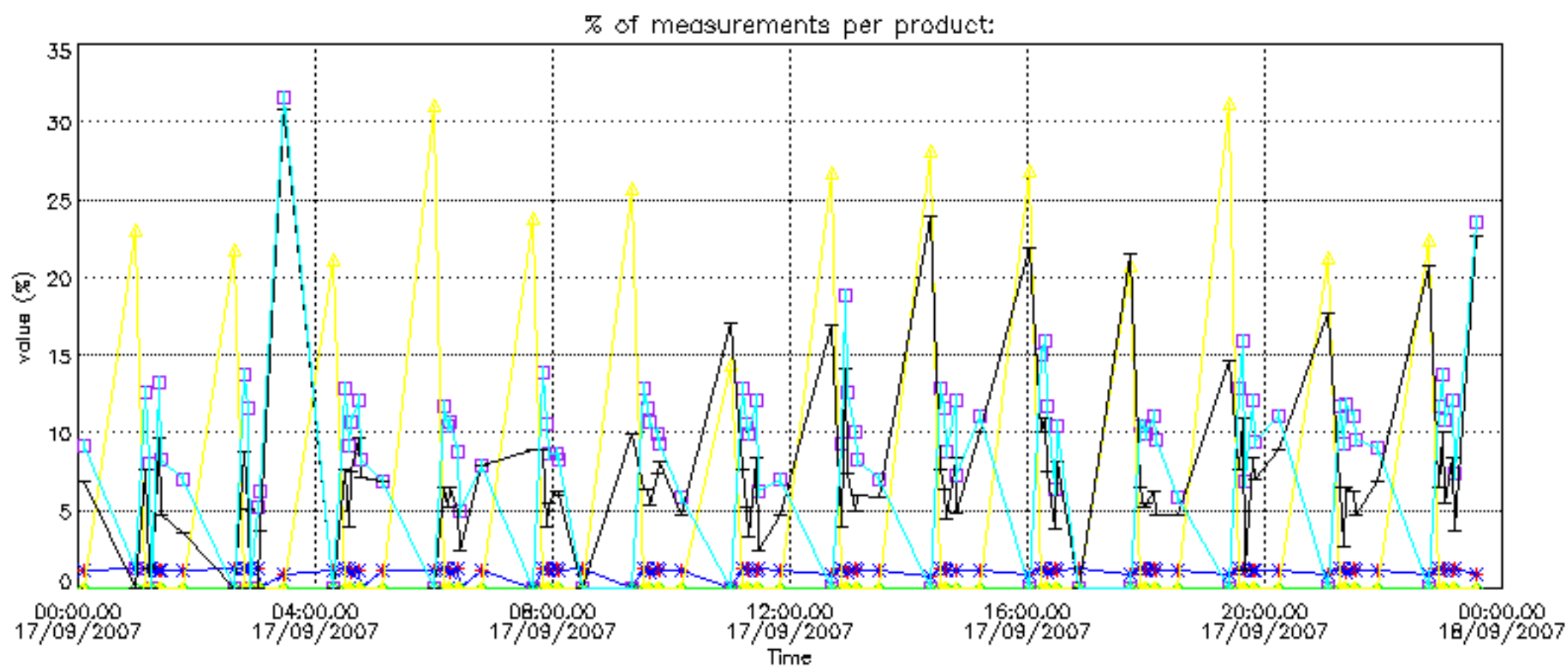


Percentage of flagged data per NO3 profile

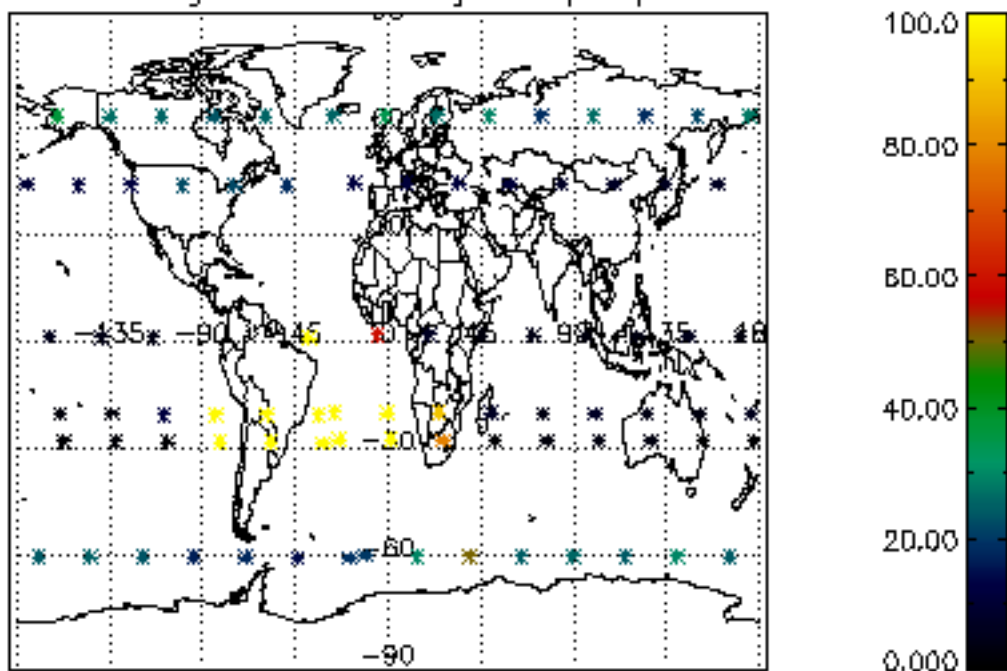




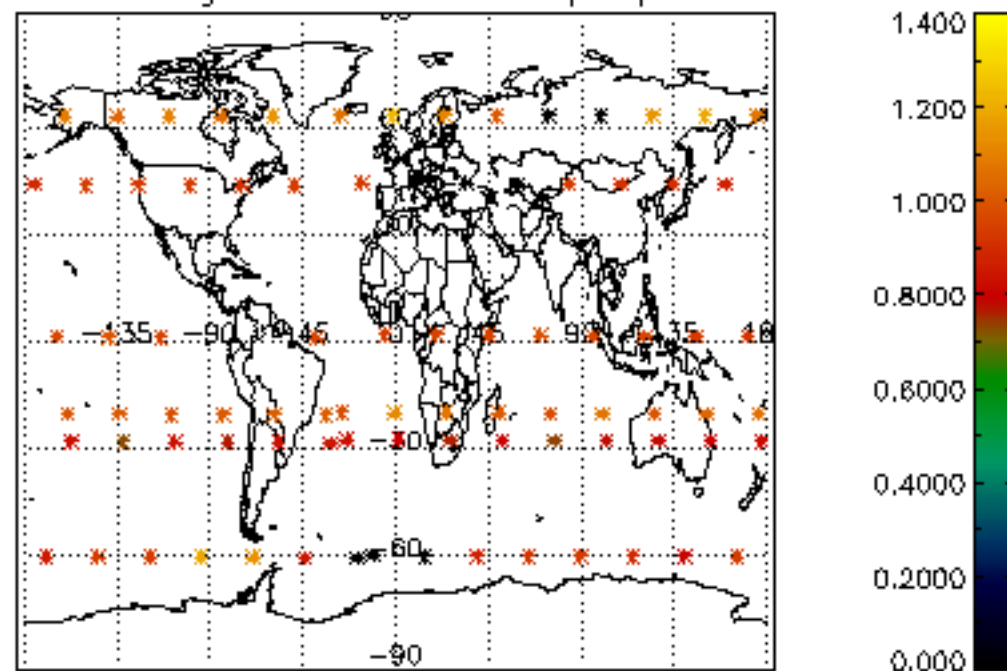




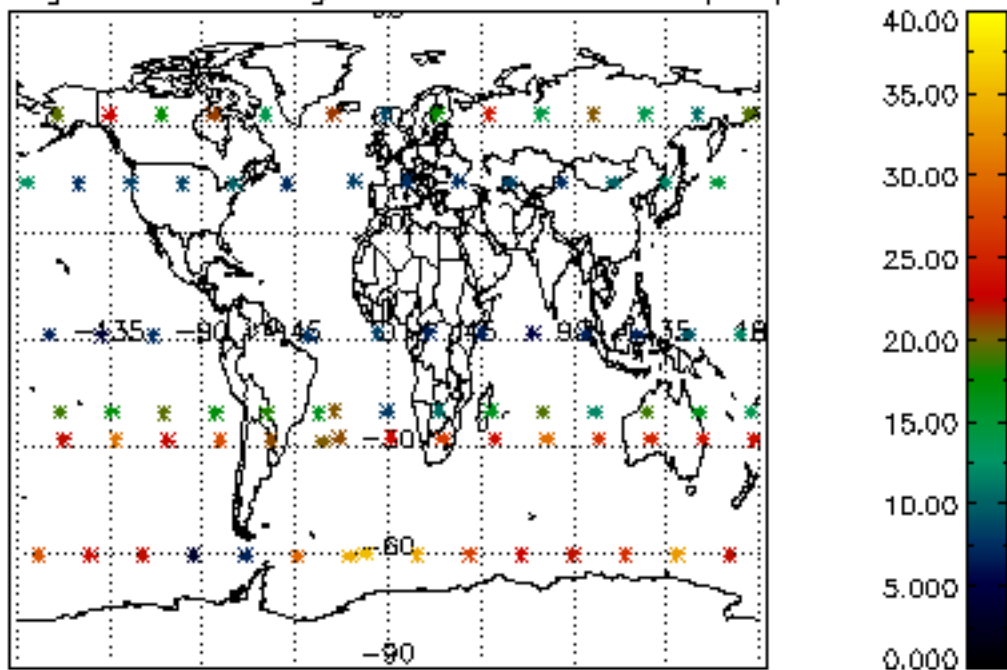
Percentage of cosmic ray hits per profile



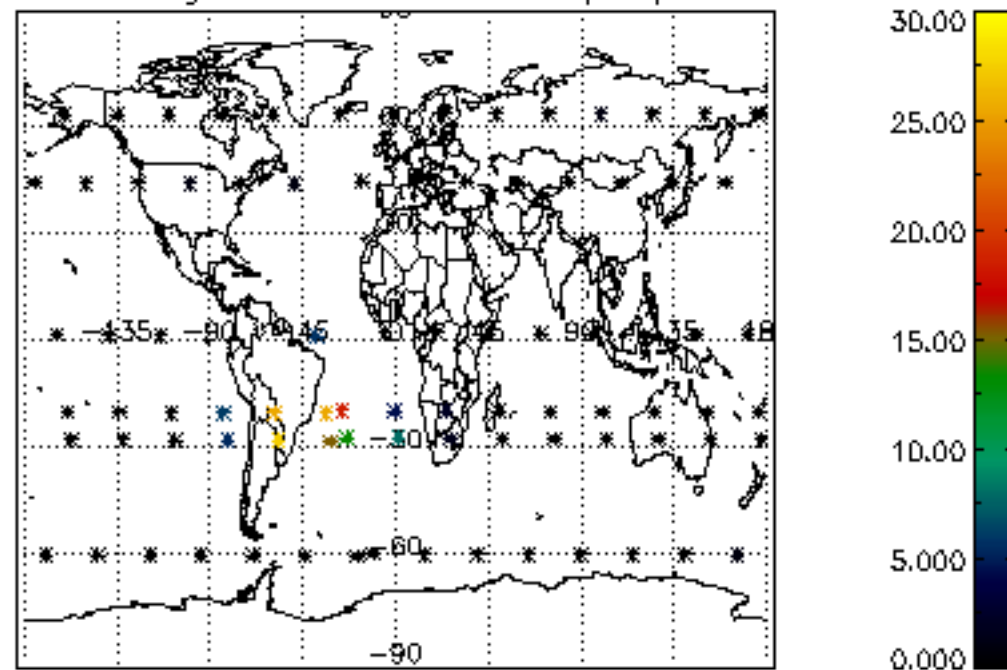
Percentage of datation errors per profile



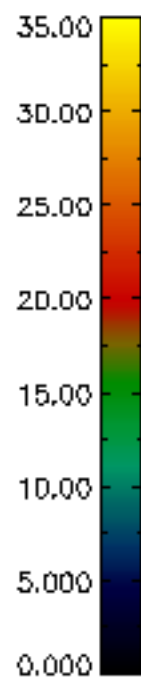
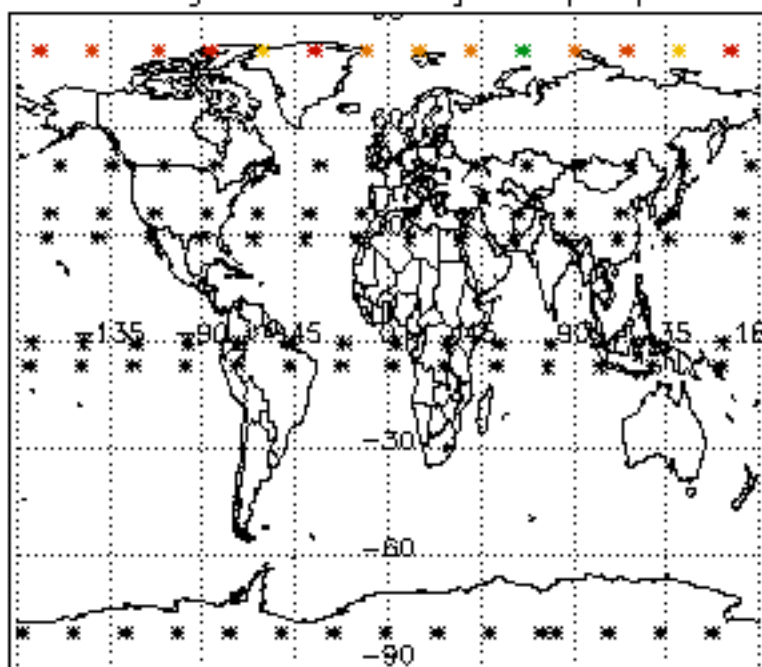
Percentage of star falling outside central band per profile



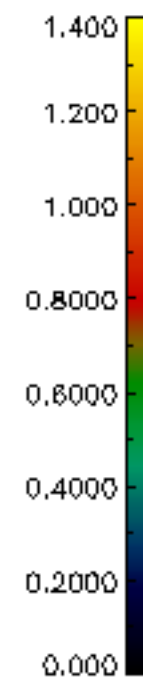
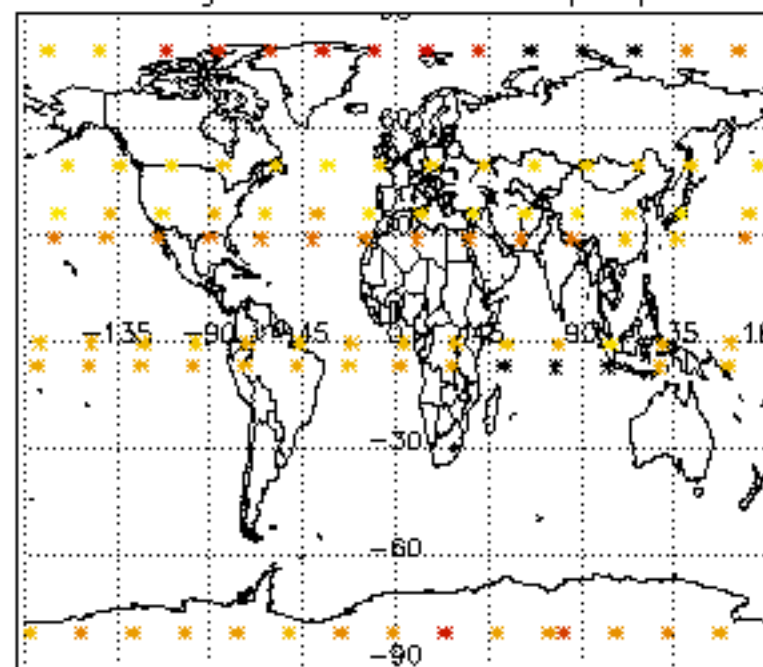
Percentage of saturation errors per profile



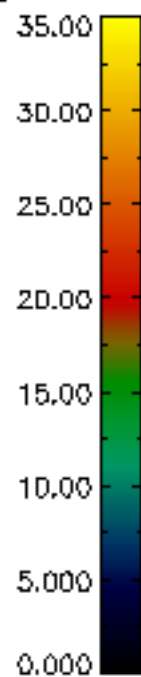
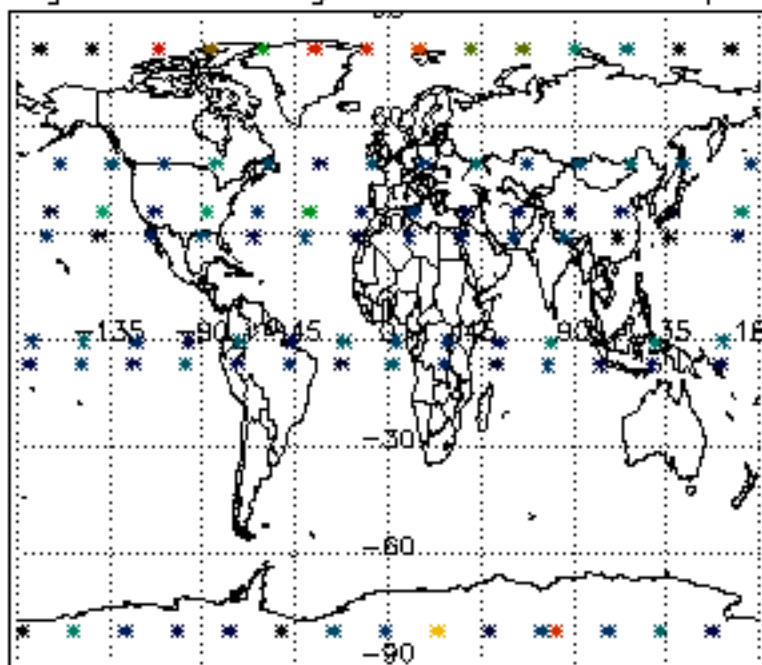
Percentage of cosmic ray hits per profile



Percentage of datation errors per profile



Percentage of star falling outside central band per profile



Percentage of saturation errors per profile

