

GOMOS Level 2 Daily Report

SUMMARY

[1. General Info](#)

[2. Summary of processed GOM_NL_2P products](#)

[3. Level 2 Quality information per product](#)

[3.1 Plot of level 2 quality information per product \(time dependant\)](#)

[3.2 Plot of level 2 quality information per product \(world map\)](#)

[4. Level 1 Quality information per product \(stored on level 2 products\)](#)

[4.1 Plot of level 1 quality information per product \(time dependant\)](#)

[4.1.1 Plot of level 1 quality information per product \(time dependant\): ASCENDING](#)

[4.1.2 Plot of level 1 quality information per product \(time dependant\): DESCENDING](#)

[4.2 Plot of level 1 quality information per product \(world map\)](#)

[4.2.1 Plot of level 1 quality information per product \(world map\): ASCENDING](#)

[4.2.2 Plot of level 1 quality information per product \(world map\): DESCENDING](#)

[5. Ozone profiles based on quality statistics and other trace gas profiles](#)

[5.1 Ozone statistics based on quality of products](#)

[5.2 Plot ozone profiles for all STD \(dark without errors\)](#)

[5.3 Plot ozone profiles where STD < 20% \(dark without errors\)](#)

[5.4. Plot ozone profiles where STD < 10% \(dark without errors\)](#)

[5.5. Plot ozone profiles where STD < 5% \(dark without errors\)](#)

[5.6 Plot NO2 profiles for all STD \(dark without errors\)](#)

[5.7 Plot NO3 profiles for all STD \(dark without errors\)](#)

[5.8 Plot H2O profiles \(only for occultations of stars 1,2,3,4,13,14,16,26,63 dark without errors\) for all STD](#)

[6. Auxiliary Data Files used for the production reported in section 2](#)

This report presents the daily analysis on parameters extracted from GOMOS level 2 data (GOM_NL__2P). It is intended to monitor some important parameters that will impact the quality of these products. A list of level 2 products (and content) that have arrived during the reporting day to the PCF is also given.

Item	Value
Time of report generation	23APR2013 05:04:29
Data source version	GOMOS/6.01
Start time of products	16-09-2007 (16SEP2007 00:00:00)
Stop time of products	17-09-2007 (17SEP2007 00:00:00)
Store outputs in DB	Yes
Nb of level 2 prods	171
Nb of prods with errors	0

2. Summary of processed GOM_NL__2P products.

Nr	Filename	UTC Start time	Limb	Duration	Star Id	Star Name	Star Mag	Star Temp	Nb Meas	Orbit	Prod. error
1	GOM_NL__2PRFIN20070916_000308_000000422061_00374_28985_5909.N1	16-SEP-2007 00:03:08	Bright	41.500	93	53Bet Peg	2.5200	3100.0	83	28985	No
2	GOM_NL__2PRFIN20070916_001325_000000372061_00374_28985_5910.N1	16-SEP-2007 00:13:25	Bright	37.000	74	11Bet Cas	2.2680	6600.0	74	28985	No
3	GOM_NL__2PRFIN20070916_001514_000000402061_00374_28985_5911.N1	16-SEP-2007 00:15:14	Bright	39.500	76	27Gam Cas	2.3000	30000.	79	28985	No
4	GOM_NL__2PRFIN20070916_003736_000000622061_00374_28985_5912.N1	16-SEP-2007 00:37:36	Bright	62.000	24	66Alp Gem	1.5800	10200.	124	28985	No
5	GOM_NL__2PRFIN20070916_004614_000000522061_00374_28985_5913.N1	16-SEP-2007 00:46:14	Twilight	51.500	8	10Alp CMi	0.40000	6500.0	103	28985	No
6	GOM_NL__2PRFIN20070916_005518_000000612061_00374_28985_5914.N1	16-SEP-2007 00:55:18	Dark	61.000	1	9Alp CMa	-1.4400	11000.	122	28985	No
7	GOM_NL__2PRFIN20070916_005732_000000482061_00374_28985_5915.N1	16-SEP-2007 00:57:32	Dark	47.500	23	21Eps CMa	1.5020	26000.	95	28985	No
8	GOM_NL__2PRFIN20070916_010329_000000522061_00375_28986_5916.N1	16-SEP-2007 01:03:29	Dark	52.000	108	Alp Col	2.6520	15200.	104	28986	No
9	GOM_NL__2PRFIN20070916_011533_000000552061_00375_28986_5913.N1	16-SEP-2007 01:15:33	Dark	55.000	157	The1Eri	2.9060	9300.0	110	28986	No
10	GOM_NL__2PRFIN20070916_012116_000000472061_00375_28986_5914.N1	16-SEP-2007 01:21:16	Straylight	46.500	84	Alp Phe	2.3970	4500.0	93	28986	No
11	GOM_NL__2PRFIN20070916_013951_000000402061_00375_28986_5915.N1	16-SEP-2007 01:39:51	Bright	39.500	90	54Alp Peg	2.4870	11000.	79	28986	No
12	GOM_NL__2PRFIN20070916_014344_000000382061_00375_28986_5916.N1	16-SEP-2007 01:43:44	Bright	38.000	93	53Bet Peg	2.5200	3100.0	76	28986	No
13	GOM_NL__2PRFIN20070916_015400_000000412061_00375_28986_5917.N1	16-SEP-2007 01:54:00	Bright	41.000	74	11Bet Cas	2.2680	6600.0	82	28986	No
14	GOM_NL__2PRFIN20070916_015549_000000422061_00375_28986_5918.N1	16-SEP-2007 01:55:49	Bright	42.000	76	27Gam Cas	2.3000	30000.	84	28986	No
15	GOM_NL__2PRFIN20070916_021812_000000432061_00375_28986_5919.N1	16-SEP-2007 02:18:12	Bright	43.000	24	66Alp Gem	1.5800	10200.	86	28986	No
16	GOM_NL__2PRFIN20070916_022651_000000522061_00375_28986_5920.N1	16-SEP-2007 02:26:51	Twilight	51.500	8	10Alp CMi	0.40000	6500.0	103	28986	No
17	GOM_NL__2PRFIN20070916_023555_000000652061_00375_28986_5921.N1	16-SEP-2007 02:35:55	Dark	64.500	1	9Alp CMa	-1.4400	11000.	129	28986	No
18	GOM_NL__2PRFIN20070916_023809_000000462061_00375_28986_5922.N1	16-SEP-2007 02:38:09	Dark	45.500	23	21Eps CMa	1.5020	26000.	91	28986	No
19	GOM_NL__2PRFIN20070916_024406_000000512061_00376_28987_5921.N1	16-SEP-2007 02:44:06	Dark	50.500	108	Alp Col	2.6520	15200.	101	28987	No
20	GOM_NL__2PRFIN20070916_025610_000000552061_00376_28987_5922.N1	16-SEP-2007 02:56:10	Dark	55.000	157	The1Eri	2.9060	9300.0	110	28987	No
21	GOM_NL__2PRFIN20070916_030152_000000432061_00376_28987_5923.N1	16-SEP-2007 03:01:52	Straylight	42.500	84	Alp Phe	2.3970	4500.0	85	28987	No
22	GOM_NL__2PRFIN20070916_032027_000000392061_00376_28987_5924.N1	16-SEP-2007 03:20:27	Bright	38.500	90	54Alp Peg	2.4870	11000.	77	28987	No
23	GOM_NL__2PRFIN20070916_032420_000000392061_00376_28987_5925.N1	16-SEP-2007 03:24:20	Bright	39.000	93	53Bet Peg	2.5200	3100.0	78	28987	No
24	GOM_NL__2PRFIN20070916_033436_000000412061_00376_28987_5926.N1	16-SEP-2007 03:34:36	Bright	41.000	74	11Bet Cas	2.2680	6600.0	82	28987	No
25	GOM_NL__2PRFIN20070916_033624_000000392061_00376_28987_5927.N1	16-SEP-2007 03:36:24	Bright	38.500	76	27Gam Cas	2.3000	30000.	77	28987	No
26	GOM_NL__2PRFIN20070916_035848_000000622061_00376_28987_5928.N1	16-SEP-2007 03:58:48	Bright	61.500	24	66Alp Gem	1.5800	10200.	123	28987	No
27	GOM_NL__2PRFIN20070916_040727_000000542061_00376_28987_5929.N1	16-SEP-2007 04:07:27	Twilight	54.000	8	10Alp CMi	0.40000	6500.0	108	28987	No
28	GOM_NL__2PRFIN20070916_041632_000000632061_00376_28987_5930.N1	16-SEP-2007 04:16:32	Dark	63.000	1	9Alp CMa	-1.4400	11000.	126	28987	No
29	GOM_NL__2PRFIN20070916_041846_000000472061_00376_28987_5931.N1	16-SEP-2007 04:18:46	Dark	47.000	23	21Eps CMa	1.5020	26000.	94	28987	No
30	GOM_NL__2PRFIN20070916_042443_000000512061_00377_28988_5950.N1	16-SEP-2007 04:24:43	Dark	51.000	108	Alp Col	2.6520	15200.	102	28988	No
31	GOM_NL__2PRFIN20070916_043646_000000562061_00377_28988_5951.N1	16-SEP-2007 04:36:46	Dark	56.000	157	The1Eri	2.9060	9300.0	112	28988	No
32	GOM_NL__2PRFIN20070916_044229_000000452061_00377_28988_5952.N1	16-SEP-2007 04:42:29	Straylight	44.500	84	Alp Phe	2.3970	4500.0	89	28988	No
33	GOM_NL__2PRFIN20070916_050103_000000402061_00377_28988_5953.N1	16-SEP-2007 05:01:03	Bright	39.500	90	54Alp Peg	2.4870	11000.	79	28988	No
34	GOM_NL__2PRFIN20070916_050455_000000382061_00377_28988_5954.N1	16-SEP-2007 05:04:55	Bright	38.000	93	53Bet Peg	2.5200	3100.0	76	28988	No
35	GOM_NL__2PRFIN20070916_051511_000000422061_00377_28988_5955.N1	16-SEP-2007 05:15:11	Bright	42.000	74	11Bet Cas	2.2680	6600.0	84	28988	No
36	GOM_NL__2PRFIN20070916_051700_000000432061_00377_28988_5956.N1	16-SEP-2007 05:17:00	Bright	43.000	76	27Gam Cas	2.3000	30000.	86	28988	No
37	GOM_NL__2PRFIN20070916_053924_000000452061_00377_28988_5957.N1	16-SEP-2007 05:39:24	Bright	45.000	24	66Alp Gem	1.5800	10200.	90	28988	No
38	GOM_NL__2PRFIN20070916_054804_000000412061_00377_28988_5958.N1	16-SEP-2007 05:48:04	Twilight	40.500	8	10Alp CMi	0.40000	6500.0	81	28988	No
39	GOM_NL__2PRFIN20070916_055709_000000632061_00377_28988_5959.N1	16-SEP-2007 05:57:09	Dark	63.000	1	9Alp CMa	-1.4400	11000.	126	28988	No
40	GOM_NL__2PRFIN20070916_055923_000000472061_00377_28988_5960.N1	16-SEP-2007 05:59:23	Dark	47.000	23	21Eps CMa	1.5020	26000.	94	28988	No
41	GOM_NL__2PRFIN20070916_060520_000000552061_00378_28989_5954.N1	16-SEP-2007 06:05:20	Dark	55.000	108	Alp Col	2.6520	15200.	110	28989	No
42	GOM_NL__2PRFIN20070916_061724_000000552061_00378_28989_5955.N1	16-SEP-2007 06:17:24	Dark	54.500	157	The1Eri	2.9060	9300.0	109	28989	No

43	GOM_NL__2PRFIN20070916_062305_000000452061_00378_28989_5956.N1	16-SEP-2007 06:23:05	Straylight	44.500	84	Alp Phe	2.3970	4500.0	89	28989	No
44	GOM_NL__2PRFIN20070916_064139_000000392061_00378_28989_5957.N1	16-SEP-2007 06:41:39	Bright	38.500	90	54Alp Peg	2.4870	11000.	77	28989	No
45	GOM_NL__2PRFIN20070916_064531_000000412061_00378_28989_5958.N1	16-SEP-2007 06:45:31	Bright	40.500	93	53Bet Peg	2.5200	3100.0	81	28989	No
46	GOM_NL__2PRFIN20070916_065547_000000412061_00378_28989_5959.N1	16-SEP-2007 06:55:47	Bright	41.000	74	11Bet Cas	2.2680	6600.0	82	28989	No
47	GOM_NL__2PRFIN20070916_065735_000000422061_00378_28989_5960.N1	16-SEP-2007 06:57:35	Bright	41.500	76	27Gam Cas	2.3000	30000.	83	28989	No
48	GOM_NL__2PRFIN20070916_072000_000000622061_00378_28989_5961.N1	16-SEP-2007 07:20:00	Bright	62.000	24	66Alp Gem	1.5800	10200.	124	28989	No
49	GOM_NL__2PRFIN20070916_072840_000000502061_00378_28989_5962.N1	16-SEP-2007 07:28:40	Twilight	49.500	8	10Alp CMi	0.40000	6500.0	99	28989	No
50	GOM_NL__2PRFIN20070916_073746_000000612061_00378_28989_5963.N1	16-SEP-2007 07:37:46	Dark	61.000	1	9Alp CMa	-1.4400	11000.	122	28989	No
51	GOM_NL__2PRFIN20070916_074000_000000522061_00378_28989_5964.N1	16-SEP-2007 07:40:00	Dark	51.500	23	21Eps CMa	1.5020	26000.	103	28989	No
52	GOM_NL__2PRFIN20070916_074557_000000522061_00379_28990_6004.N1	16-SEP-2007 07:45:57	Dark	51.500	108	Alp Col	2.6520	15200.	103	28990	No
53	GOM_NL__2PRFIN20070916_075800_000000532061_00379_28990_6005.N1	16-SEP-2007 07:58:00	Dark	53.000	157	The1Eri	2.9060	9300.0	106	28990	No
54	GOM_NL__2PRFIN20070916_080342_000000512061_00379_28990_6006.N1	16-SEP-2007 08:03:42	Straylight	51.000	84	Alp Phe	2.3970	4500.0	102	28990	No
55	GOM_NL__2PRFIN20070916_082214_000000402061_00379_28990_6007.N1	16-SEP-2007 08:22:14	Bright	39.500	90	54Alp Peg	2.4870	11000.	79	28990	No
56	GOM_NL__2PRFIN20070916_082607_000000392061_00379_28990_6008.N1	16-SEP-2007 08:26:07	Bright	38.500	93	53Bet Peg	2.5200	3100.0	77	28990	No
57	GOM_NL__2PRFIN20070916_083623_000000412061_00379_28990_6009.N1	16-SEP-2007 08:36:23	Bright	41.000	74	11Bet Cas	2.2680	6600.0	82	28990	No
58	GOM_NL__2PRFIN20070916_083810_000000432061_00379_28990_6010.N1	16-SEP-2007 08:38:10	Bright	43.000	76	27Gam Cas	2.3000	30000.	86	28990	No
59	GOM_NL__2PRFIN20070916_090036_000000412061_00379_28990_6011.N1	16-SEP-2007 09:00:36	Bright	40.500	24	66Alp Gem	1.5800	10200.	81	28990	No
60	GOM_NL__2PRFIN20070916_090917_000000582061_00379_28990_6012.N1	16-SEP-2007 09:09:17	Twilight	58.000	8	10Alp CMi	0.40000	6500.0	116	28990	No
61	GOM_NL__2PRFIN20070916_091823_000000692061_00379_28990_6013.N1	16-SEP-2007 09:18:23	Dark	68.500	1	9Alp CMa	-1.4400	11000.	137	28990	No
62	GOM_NL__2PRFIN20070916_092036_000000502061_00379_28990_6014.N1	16-SEP-2007 09:20:36	Dark	49.500	23	21Eps CMa	1.5020	26000.	99	28990	No
63	GOM_NL__2PRFIN20070916_092635_000000512061_00380_28991_6020.N1	16-SEP-2007 09:26:35	Dark	50.500	108	Alp Col	2.6520	15200.	101	28991	No
64	GOM_NL__2PRFIN20070916_093837_000000542061_00380_28991_6021.N1	16-SEP-2007 09:38:37	Dark	53.500	157	The1Eri	2.9060	9300.0	107	28991	No
65	GOM_NL__2PRFIN20070916_094418_000000442061_00380_28991_6022.N1	16-SEP-2007 09:44:18	Straylight	43.500	84	Alp Phe	2.3970	4500.0	87	28991	No
66	GOM_NL__2PRFIN20070916_100250_000000392061_00380_28991_6023.N1	16-SEP-2007 10:02:50	Bright	39.000	90	54Alp Peg	2.4870	11000.	78	28991	No
67	GOM_NL__2PRFIN20070916_100642_000000392061_00380_28991_6024.N1	16-SEP-2007 10:06:42	Bright	39.000	93	53Bet Peg	2.5200	3100.0	78	28991	No
68	GOM_NL__2PRFIN20070916_101658_000000402061_00380_28991_6025.N1	16-SEP-2007 10:16:58	Bright	39.500	74	11Bet Cas	2.2680	6600.0	79	28991	No
69	GOM_NL__2PRFIN20070916_101846_000000432061_00380_28991_6026.N1	16-SEP-2007 10:18:46	Bright	42.500	76	27Gam Cas	2.3000	30000.	85	28991	No
70	GOM_NL__2PRFIN20070916_104112_000000392061_00380_28991_6027.N1	16-SEP-2007 10:41:12	Bright	39.000	24	66Alp Gem	1.5800	10200.	78	28991	No
71	GOM_NL__2PRFIN20070916_104953_000000582061_00380_28991_6028.N1	16-SEP-2007 10:49:53	Twilight	57.500	8	10Alp CMi	0.40000	6500.0	115	28991	No
72	GOM_NL__2PRFIN20070916_105900_000000642061_00380_28991_6029.N1	16-SEP-2007 10:59:00	Dark	63.500	1	9Alp CMa	-1.4400	11000.	127	28991	No
73	GOM_NL__2PRFIN20070916_110113_000000482061_00380_28991_6030.N1	16-SEP-2007 11:01:13	Dark	48.000	23	21Eps CMa	1.5020	26000.	96	28991	No
74	GOM_NL__2PRFIN20070916_110712_000000502061_00381_28992_6037.N1	16-SEP-2007 11:07:12	Dark	50.000	108	Alp Col	2.6520	15200.	100	28992	No
75	GOM_NL__2PRFIN20070916_111914_000000562061_00381_28992_6038.N1	16-SEP-2007 11:19:14	Dark	55.500	157	The1Eri	2.9060	9300.0	111	28992	No
76	GOM_NL__2PRFIN20070916_112454_000000432061_00381_28992_6039.N1	16-SEP-2007 11:24:54	Straylight	42.500	84	Alp Phe	2.3970	4500.0	85	28992	No
77	GOM_NL__2PRFIN20070916_114326_000000392061_00381_28992_6040.N1	16-SEP-2007 11:43:26	Bright	38.500	90	54Alp Peg	2.4870	11000.	77	28992	No
78	GOM_NL__2PRFIN20070916_114718_000000422061_00381_28992_6041.N1	16-SEP-2007 11:47:18	Bright	41.500	93	53Bet Peg	2.5200	3100.0	83	28992	No
79	GOM_NL__2PRFIN20070916_115733_000000412061_00381_28992_6042.N1	16-SEP-2007 11:57:33	Bright	41.000	74	11Bet Cas	2.2680	6600.0	82	28992	No
80	GOM_NL__2PRFIN20070916_115921_000000432061_00381_28992_6043.N1	16-SEP-2007 11:59:21	Bright	43.000	76	27Gam Cas	2.3000	30000.	86	28992	No
81	GOM_NL__2PRFIN20070916_122148_000000452061_00381_28992_6044.N1	16-SEP-2007 12:21:48	Bright	45.000	24	66Alp Gem	1.5800	10200.	90	28992	No
82	GOM_NL__2PRFIN20070916_123029_000000562061_00381_28992_6045.N1	16-SEP-2007 12:30:29	Twilight	56.000	8	10Alp CMi	0.40000	6500.0	112	28992	No
83	GOM_NL__2PRFIN20070916_123937_000000592061_00381_28992_6046.N1	16-SEP-2007 12:39:37	Dark	58.500	1	9Alp CMa	-1.4400	11000.	117	28992	No
84	GOM_NL__2PRFIN20070916_124132_000000402061_00381_28992_6047.N1	16-SEP-2007 12:41:32	Dark	40.000	47	2Bet CMa	1.9760	28000.	80	28992	No
85	GOM_NL__2PRFIN20070916_124252_000000442061_00381_28992_6048.N1	16-SEP-2007 12:42:52	Dark	44.000	117	Pi Pup	2.7060	3800.0	88	28992	No
86	GOM_NL__2PRFIN20070916_124749_000000532061_00382_28993_6086.N1	16-SEP-2007 12:47:49	Dark	52.500	108	Alp Col	2.6520	15200.	105	28993	No
87	GOM_NL__2PRFIN20070916_125951_000000542061_00382_28993_6087.N1	16-SEP-2007 12:59:51	Dark	53.500	157	The1Eri	2.9060	9300.0	107	28993	No
88	GOM_NL__2PRFIN20070916_130530_000000462061_00382_28993_6088.N1	16-SEP-2007 13:05:30	Straylight	45.500	84	Alp Phe	2.3970	4500.0	91	28993	No
89	GOM_NL__2PRFIN20070916_132401_000000402061_00382_28993_6089.N1	16-SEP-2007 13:24:01	Bright	39.500	90	54Alp Peg	2.4870	11000.	79	28993	No
90	GOM_NL__2PRFIN20070916_132754_000000372061_00382_28993_6090.N1	16-SEP-2007 13:27:54	Bright	37.000	93	53Bet Peg	2.5200	3100.0	74	28993	No
91	GOM_NL__2PRFIN20070916_133809_000000422061_00382_28993_6091.N1	16-SEP-2007 13:38:09	Bright	41.500	74	11Bet Cas	2.2680	6600.0	83	28993	No
92	GOM_NL__2PRFIN20070916_133956_000000632061_00382_28993_6092.N1	16-SEP-2007 13:39:56	Bright	63.000	76	27Gam Cas	2.3000	30000.	126	28993	No
93	GOM_NL__2PRFIN20070916_140224_000000452061_00382_28993_6093.N1	16-SEP-2007 14:02:24	Bright	45.000	24	66Alp Gem	1.5800	10200.	90	28993	No
94	GOM_NL__2PRFIN20070916_141106_000000542061_00382_28993_6094.N1	16-SEP-2007 14:11:06	Twilight	54.000	8	10Alp CMi	0.40000	6500.0	108	28993	No
95	GOM_NL__2PRFIN20070916_142014_000000612061_00382_28993_6095.N1	16-SEP-2007 14:20:14	Dark	60.500	1	9Alp CMa	-1.4400	11000.	121	28993	No
96	GOM_NL__2PRFIN20070916_142209_000000402061_00382_28993_6096.N1	16-SEP-2007 14:22:09	Dark	40.000	47	2Bet CMa	1.9760	28000.	80	28993	No
97	GOM_NL__2PRFIN20070916_142329_000000432061_00382_28993_6097.N1	16-SEP-2007 14:23:29	Dark	43.000	117	Pi Pup	2.7060	3800.0	86	28993	No
98	GOM_NL__2PRFIN20070916_142826_000000532061_00383_28994_6096.N1	16-SEP-2007 14:28:26	Dark	52.500	108	Alp Col	2.6520	15200.	105	28994	No
99	GOM_NL__2PRFIN20070916_144028_000000542061_00383_28994_6097.N1	16-SEP-2007 14:40:28	Dark	54.000	157	The1Eri	2.9060	9300.0	108	28994	No
100	GOM_NL__2PRFIN20070916_144607_000000462061_00383_28994_6098.N1	16-SEP-2007 14:46:07	Straylight	46.000	84	Alp Phe	2.3970	4500.0	92	28994	No
101	GOM_NL__2PRFIN20070916_150437_000000402061_00383_28994_6099.N1	16-SEP-2007 15:04:37	Bright	40.000	90	54Alp Peg	2.4870	11000.	80	28994	No

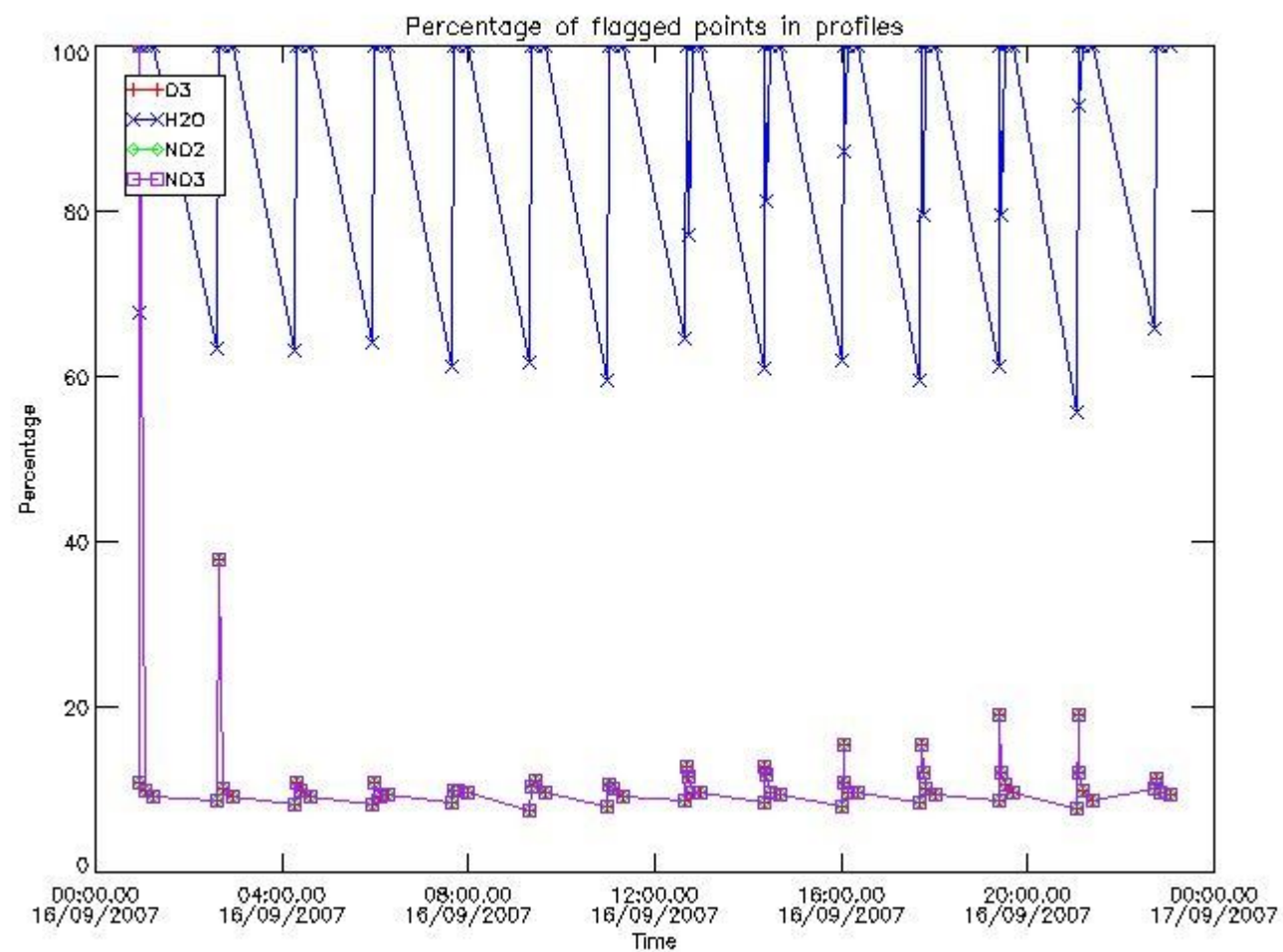
102	GOM_NL__2PRFIN20070916_150829_000000412061_00383_28994_6100.N1	16-SEP-2007 15:08:29	Bright	41.000	93	53Bet Peg	2.5200	3100.0	82	28994	No
103	GOM_NL__2PRFIN20070916_151844_000000422061_00383_28994_6101.N1	16-SEP-2007 15:18:44	Bright	42.000	74	11Bet Cas	2.2680	6600.0	84	28994	No
104	GOM_NL__2PRFIN20070916_152032_000000432061_00383_28994_6102.N1	16-SEP-2007 15:20:32	Bright	43.000	76	27Gam Cas	2.3000	30000.	86	28994	No
105	GOM_NL__2PRFIN20070916_154300_000000632061_00383_28994_6103.N1	16-SEP-2007 15:43:00	Bright	63.000	24	66Alp Gem	1.5800	10200.	126	28994	No
106	GOM_NL__2PRFIN20070916_155142_000000562061_00383_28994_6104.N1	16-SEP-2007 15:51:42	Twilight	55.500	8	10Alp CMi	0.40000	6500.0	111	28994	No
107	GOM_NL__2PRFIN20070916_160051_000000642061_00383_28994_6105.N1	16-SEP-2007 16:00:51	Dark	63.500	1	9Alp CMa	-1.4400	11000.	127	28994	No
108	GOM_NL__2PRFIN20070916_160247_000000332061_00383_28994_6106.N1	16-SEP-2007 16:02:47	Dark	33.000	47	2Bet CMA	1.9760	28000.	66	28994	No
109	GOM_NL__2PRFIN20070916_160405_000000472061_00383_28994_6107.N1	16-SEP-2007 16:04:05	Dark	47.000	117	Pi Pup	2.7060	3800.0	94	28994	No
110	GOM_NL__2PRFIN20070916_160903_000000532061_00384_28995_6116.N1	16-SEP-2007 16:09:03	Dark	53.000	108	Alp Col	2.6520	15200.	106	28995	No
111	GOM_NL__2PRFIN20070916_162105_000000542061_00384_28995_6117.N1	16-SEP-2007 16:21:05	Dark	53.500	157	The1Eri	2.9060	9300.0	107	28995	No
112	GOM_NL__2PRFIN20070916_162643_000000492061_00384_28995_6118.N1	16-SEP-2007 16:26:43	Straylight	49.000	84	Alp Phe	2.3970	4500.0	98	28995	No
113	GOM_NL__2PRFIN20070916_164513_000000392061_00384_28995_6119.N1	16-SEP-2007 16:45:13	Bright	39.000	90	54Alp Peg	2.4870	11000.	78	28995	No
114	GOM_NL__2PRFIN20070916_164905_000000392061_00384_28995_6120.N1	16-SEP-2007 16:49:05	Bright	39.000	93	53Bet Peg	2.5200	3100.0	78	28995	No
115	GOM_NL__2PRFIN20070916_165920_000000462061_00384_28995_6121.N1	16-SEP-2007 16:59:20	Bright	45.500	74	11Bet Cas	2.2680	6600.0	91	28995	No
116	GOM_NL__2PRFIN20070916_170107_000000412061_00384_28995_6122.N1	16-SEP-2007 17:01:07	Bright	41.000	76	27Gam Cas	2.3000	30000.	82	28995	No
117	GOM_NL__2PRFIN20070916_172336_000000432061_00384_28995_6123.N1	16-SEP-2007 17:23:36	Bright	42.500	24	66Alp Gem	1.5800	10200.	85	28995	No
118	GOM_NL__2PRFIN20070916_173219_000000542061_00384_28995_6124.N1	16-SEP-2007 17:32:19	Twilight	53.500	8	10Alp CMi	0.40000	6500.0	107	28995	No
119	GOM_NL__2PRFIN20070916_174128_000000612061_00384_28995_6125.N1	16-SEP-2007 17:41:28	Dark	61.000	1	9Alp CMa	-1.4400	11000.	122	28995	No
120	GOM_NL__2PRFIN20070916_174324_000000332061_00384_28995_6126.N1	16-SEP-2007 17:43:24	Dark	33.000	47	2Bet CMA	1.9760	28000.	66	28995	No
121	GOM_NL__2PRFIN20070916_174442_000000422061_00384_28995_6127.N1	16-SEP-2007 17:44:42	Dark	42.000	117	Pi Pup	2.7060	3800.0	84	28995	No
122	GOM_NL__2PRFIN20070916_174940_000000502061_00385_28996_6130.N1	16-SEP-2007 17:49:40	Dark	50.000	108	Alp Col	2.6520	15200.	100	28996	No
123	GOM_NL__2PRFIN20070916_180142_000000552061_00385_28996_6131.N1	16-SEP-2007 18:01:42	Dark	54.500	157	The1Eri	2.9060	9300.0	109	28996	No
124	GOM_NL__2PRFIN20070916_180719_000000502061_00385_28996_6132.N1	16-SEP-2007 18:07:19	Straylight	50.000	84	Alp Phe	2.3970	4500.0	100	28996	No
125	GOM_NL__2PRFIN20070916_181458_000000282061_00385_28996_6133.N1	16-SEP-2007 18:14:58	Tw_and_stray	28.000	52	16Bet Cet	2.0370	4500.0	56	28996	No
126	GOM_NL__2PRFIN20070916_182549_000000402061_00385_28996_6134.N1	16-SEP-2007 18:25:49	Bright	39.500	90	54Alp Peg	2.4870	11000.	79	28996	No
127	GOM_NL__2PRFIN20070916_182941_000000392061_00385_28996_6135.N1	16-SEP-2007 18:29:41	Bright	38.500	93	53Bet Peg	2.5200	3100.0	77	28996	No
128	GOM_NL__2PRFIN20070916_183143_000000272061_00385_28996_6136.N1	16-SEP-2007 18:31:43	Tw_and_stray	27.000	58	21Alp And	2.0730	11000.	54	28996	No
129	GOM_NL__2PRFIN20070916_183955_000000412061_00385_28996_6137.N1	16-SEP-2007 18:39:55	Bright	41.000	74	11Bet Cas	2.2680	6600.0	82	28996	No
130	GOM_NL__2PRFIN20070916_184143_000000432061_00385_28996_6138.N1	16-SEP-2007 18:41:43	Bright	42.500	76	27Gam Cas	2.3000	30000.	85	28996	No
131	GOM_NL__2PRFIN20070916_190412_000000422061_00385_28996_6139.N1	16-SEP-2007 19:04:12	Bright	42.000	24	66Alp Gem	1.5800	10200.	84	28996	No
132	GOM_NL__2PRFIN20070916_191255_000000562061_00385_28996_6140.N1	16-SEP-2007 19:12:55	Twilight	56.000	8	10Alp CMi	0.40000	6500.0	112	28996	No
133	GOM_NL__2PRFIN20070916_192205_000000592061_00385_28996_6141.N1	16-SEP-2007 19:22:05	Dark	58.500	1	9Alp CMa	-1.4400	11000.	117	28996	No
134	GOM_NL__2PRFIN20070916_192401_000000272061_00385_28996_6142.N1	16-SEP-2007 19:24:01	Dark	27.000	47	2Bet CMA	1.9760	28000.	54	28996	No
135	GOM_NL__2PRFIN20070916_192519_000000422061_00385_28996_6143.N1	16-SEP-2007 19:25:19	Dark	42.000	117	Pi Pup	2.7060	3800.0	84	28996	No
136	GOM_NL__2PRFIN20070916_193018_000000532061_00386_28997_6143.N1	16-SEP-2007 19:30:18	Dark	53.000	108	Alp Col	2.6520	15200.	106	28997	No
137	GOM_NL__2PRFIN20070916_194219_000000532061_00386_28997_6144.N1	16-SEP-2007 19:42:19	Dark	53.000	157	The1Eri	2.9060	9300.0	106	28997	No
138	GOM_NL__2PRFIN20070916_194756_000000442061_00386_28997_6145.N1	16-SEP-2007 19:47:56	Straylight	44.000	84	Alp Phe	2.3970	4500.0	88	28997	No
139	GOM_NL__2PRFIN20070916_195534_000000282061_00386_28997_6146.N1	16-SEP-2007 19:55:34	Tw_and_stray	28.000	52	16Bet Cet	2.0370	4500.0	56	28997	No
140	GOM_NL__2PRFIN20070916_200624_000000402061_00386_28997_6147.N1	16-SEP-2007 20:06:24	Bright	39.500	90	54Alp Peg	2.4870	11000.	79	28997	No
141	GOM_NL__2PRFIN20070916_201016_000000412061_00386_28997_6148.N1	16-SEP-2007 20:10:16	Bright	41.000	93	53Bet Peg	2.5200	3100.0	82	28997	No
142	GOM_NL__2PRFIN20070916_201219_000000272061_00386_28997_6149.N1	16-SEP-2007 20:12:19	Tw_and_stray	27.000	58	21Alp And	2.0730	11000.	54	28997	No
143	GOM_NL__2PRFIN20070916_202031_000000422061_00386_28997_6150.N1	16-SEP-2007 20:20:31	Bright	41.500	74	11Bet Cas	2.2680	6600.0	83	28997	No
144	GOM_NL__2PRFIN20070916_202218_000000432061_00386_28997_6151.N1	16-SEP-2007 20:22:18	Bright	43.000	76	27Gam Cas	2.3000	30000.	86	28997	No
145	GOM_NL__2PRFIN20070916_204448_000000522061_00386_28997_6152.N1	16-SEP-2007 20:44:48	Bright	51.500	24	66Alp Gem	1.5800	10200.	103	28997	No
146	GOM_NL__2PRFIN20070916_205332_000000612061_00386_28997_6153.N1	16-SEP-2007 20:53:32	Twilight	61.000	8	10Alp CMi	0.40000	6500.0	122	28997	No
147	GOM_NL__2PRFIN20070916_210242_000000662061_00386_28997_6154.N1	16-SEP-2007 21:02:42	Dark	66.000	1	9Alp CMa	-1.4400	11000.	132	28997	No
148	GOM_NL__2PRFIN20070916_210438_000000272061_00386_28997_6155.N1	16-SEP-2007 21:04:38	Dark	27.000	47	2Bet CMA	1.9760	28000.	54	28997	No
149	GOM_NL__2PRFIN20070916_210555_000000432061_00386_28997_6156.N1	16-SEP-2007 21:05:55	Dark	42.500	117	Pi Pup	2.7060	3800.0	85	28997	No
150	GOM_NL__2PRFIN20070916_211055_000000522061_00387_28998_6179.N1	16-SEP-2007 21:10:55	Dark	52.000	108	Alp Col	2.6520	15200.	104	28998	No
151	GOM_NL__2PRFIN20070916_212256_000000582061_00387_28998_6180.N1	16-SEP-2007 21:22:56	Dark	58.000	157	The1Eri	2.9060	9300.0	116	28998	No
152	GOM_NL__2PRFIN20070916_212832_000000462061_00387_28998_6181.N1	16-SEP-2007 21:28:32	Straylight	46.000	84	Alp Phe	2.3970	4500.0	92	28998	No
153	GOM_NL__2PRFIN20070916_213610_000000342061_00387_28998_6182.N1	16-SEP-2007 21:36:10	Tw_and_stray	34.000	52	16Bet Cet	2.0370	4500.0	68	28998	No
154	GOM_NL__2PRFIN20070916_214700_000000402061_00387_28998_6183.N1	16-SEP-2007 21:47:00	Bright	40.000	90	54Alp Peg	2.4870	11000.	80	28998	No
155	GOM_NL__2PRFIN20070916_215052_000000412061_00387_28998_6184.N1	16-SEP-2007 21:50:52	Bright	40.500	93	53Bet Peg	2.5200	3100.0	81	28998	No
156	GOM_NL__2PRFIN20070916_215254_000000332061_00387_28998_6185.N1	16-SEP-2007 21:52:54	Tw_and_stray	33.000	58	21Alp And	2.0730	11000.	66	28998	No
157	GOM_NL__2PRFIN20070916_220106_000000402061_00387_28998_6186.N1	16-SEP-2007 22:01:06	Bright	39.500	74	11Bet Cas	2.2680	6600.0	79	28998	No
158	GOM_NL__2PRFIN20070916_220253_000000422061_00387_28998_6187.N1	16-SEP-2007 22:02:53	Bright	41.500	76	27Gam Cas	2.3000	30000.	83	28998	No
159	GOM_NL__2PRFIN20070916_222524_000000442061_00387_28998_6188.N1	16-SEP-2007 22:25:24	Bright	44.000	24	66Alp Gem	1.5800	10200.	88	28998	No
160	GOM_NL__2PRFIN20070916_223408_000000612061_00387_28998_6189.N1	16-SEP-2007 22:34:08	Twilight	60.500	8	10Alp CMi	0.40000	6500.0	121	28998	No

161	GOM_NL__2PRFIN20070916_224319_000000612061_00387_28998_6190.N1	16-SEP-2007 22:43:19	Dark	60.500	1	9Alp CMa	-1.4400	11000.	121	28998	No
162	GOM_NL__2PRFIN20070916_224530_000000452061_00387_28998_6191.N1	16-SEP-2007 22:45:30	Dark	45.000	23	21Eps CMa	1.5020	26000.	90	28998	No
163	GOM_NL__2PRFIN20070916_225132_000000532061_00388_28999_6194.N1	16-SEP-2007 22:51:32	Dark	53.000	108	Alp Col	2.6520	15200.	106	28999	No
164	GOM_NL__2PRFIN20070916_230333_000000542061_00388_28999_6195.N1	16-SEP-2007 23:03:33	Dark	54.000	157	The1Eri	2.9060	9300.0	108	28999	No
165	GOM_NL__2PRFIN20070916_230908_000000472061_00388_28999_6196.N1	16-SEP-2007 23:09:08	Straylight	46.500	84	Alp Phe	2.3970	4500.0	93	28999	No
166	GOM_NL__2PRFIN20070916_231646_000000342061_00388_28999_6197.N1	16-SEP-2007 23:16:46	Twilight_stray	34.000	52	16Bet Cet	2.0370	4500.0	68	28999	No
167	GOM_NL__2PRFIN20070916_232736_000000572061_00388_28999_6198.N1	16-SEP-2007 23:27:36	Bright	57.000	90	54Alp Peg	2.4870	11000.	114	28999	No
168	GOM_NL__2PRFIN20070916_233127_000000432061_00388_28999_6199.N1	16-SEP-2007 23:31:27	Bright	42.500	93	53Bet Peg	2.5200	3100.0	85	28999	No
169	GOM_NL__2PRFIN20070916_233329_000000332061_00388_28999_6200.N1	16-SEP-2007 23:33:29	Twilight_stray	33.000	58	21Alp And	2.0730	11000.	66	28999	No
170	GOM_NL__2PRFIN20070916_234142_000000412061_00388_28999_6201.N1	16-SEP-2007 23:41:42	Bright	40.500	74	11Bet Cas	2.2680	6600.0	81	28999	No
171	GOM_NL__2PRFIN20070916_234328_000000422061_00388_28999_6202.N1	16-SEP-2007 23:43:28	Bright	42.000	76	27Gam Cas	2.3000	30000.	84	28999	No

3. Quality information per product

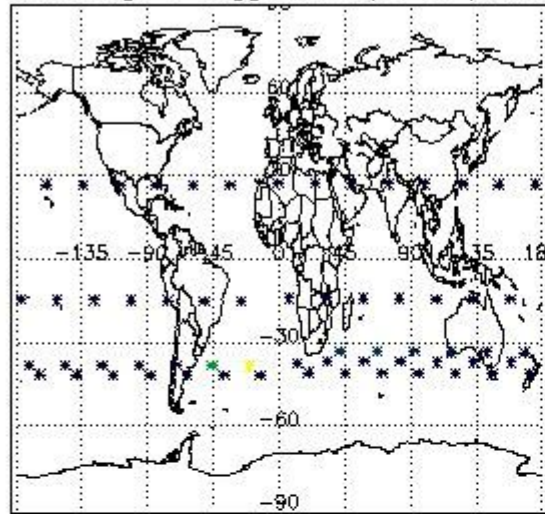
In this section it is plotted some information contained in the Quality Summary data set of the level 2 products. Only products in dark limb conditions and without errors (error flag in the MPH set to "0") are used.

3.1 Plot quality information per product (time dependant)


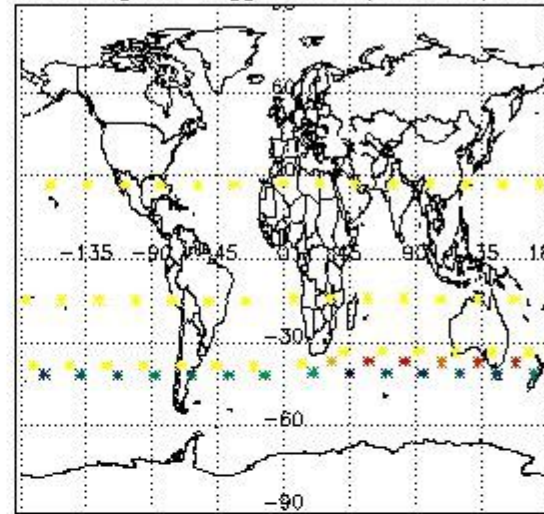


3.2 Plot quality information per product (world map)

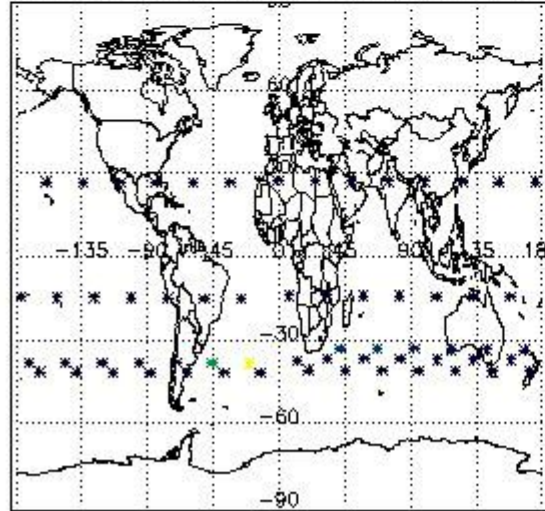
Percentage of flagged data per O3 profile



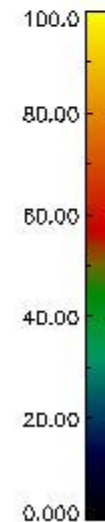
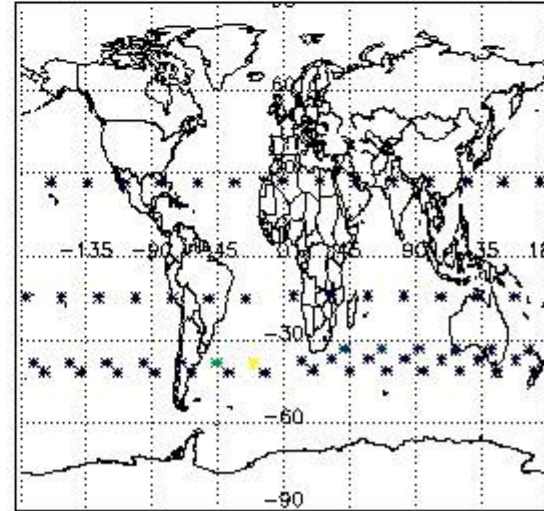
Percentage of flagged data per H2O profile



Percentage of flagged data per NO2 profile



Percentage of flagged data per NO3 profile

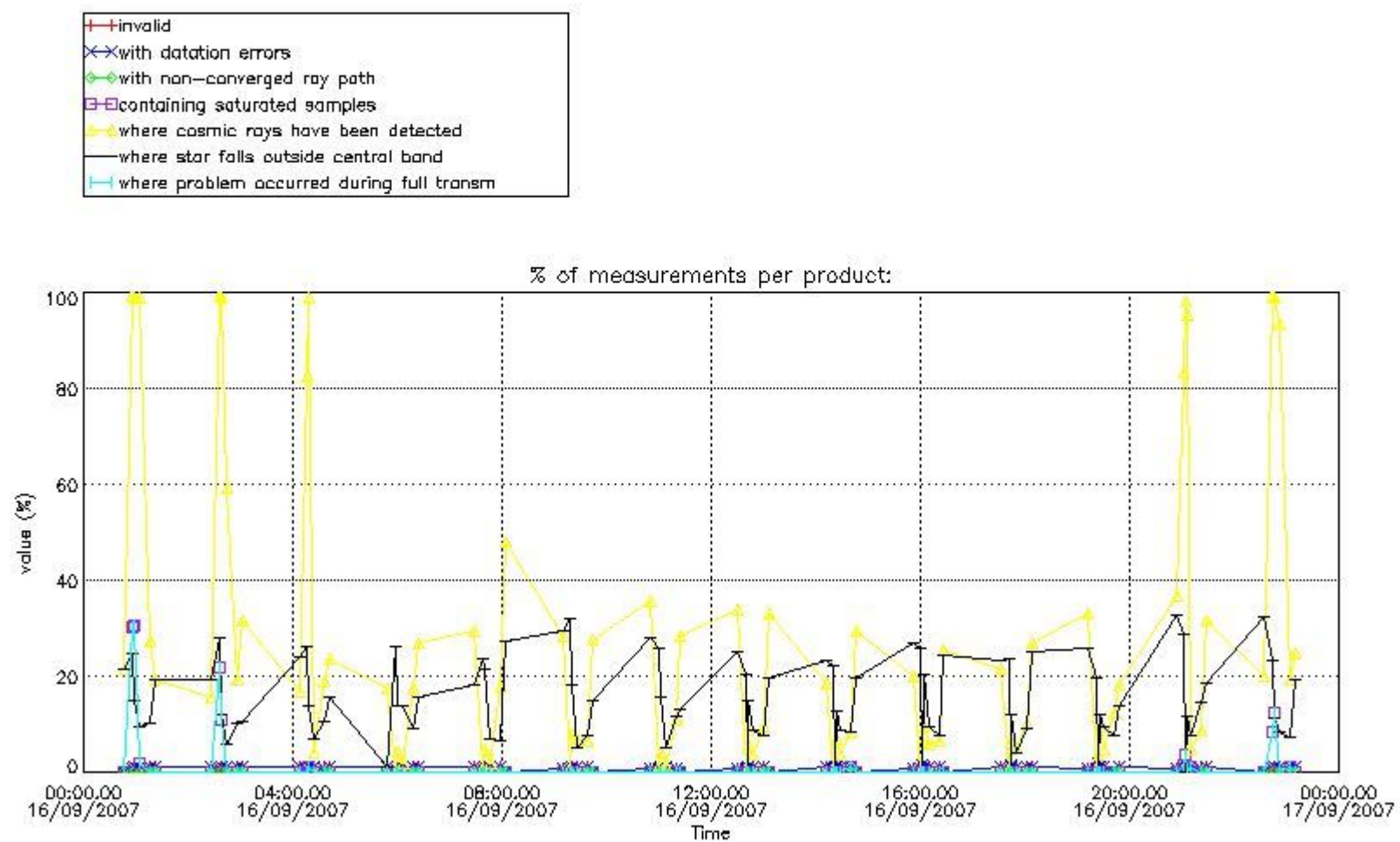


4. Level 1 quality information per product

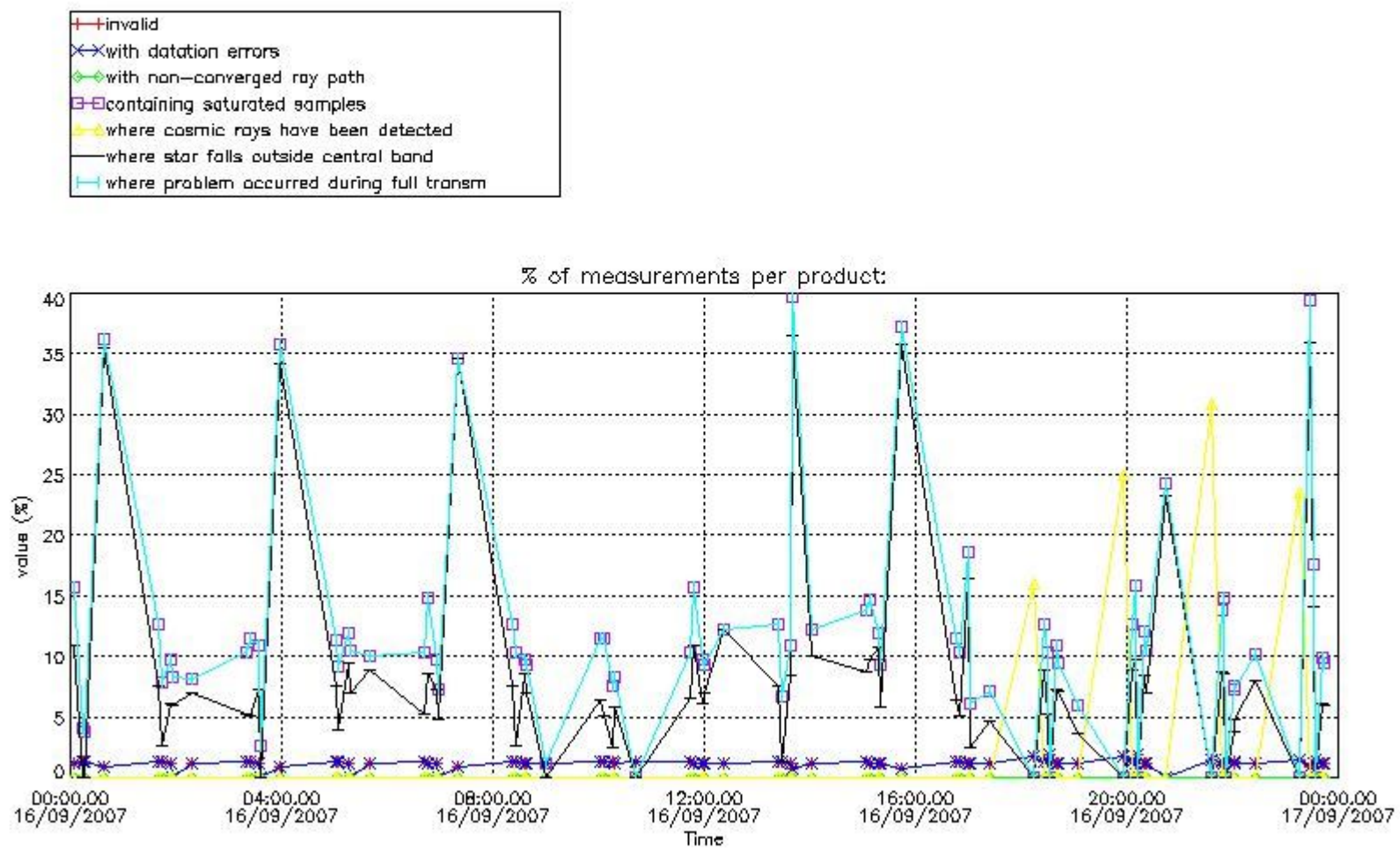
In this section it is plotted some information contained in the Quality Summary data set of the level 2 products that comes from the level 1b processing. Products without errors (error flag in the MPH set to "0") are used.

4.1 Plot quality information per product (time dependant) coming from level 1b processing

4.1.1 Plot level 1 quality information per product (time dependant): ENVISAT ASCENDING passes



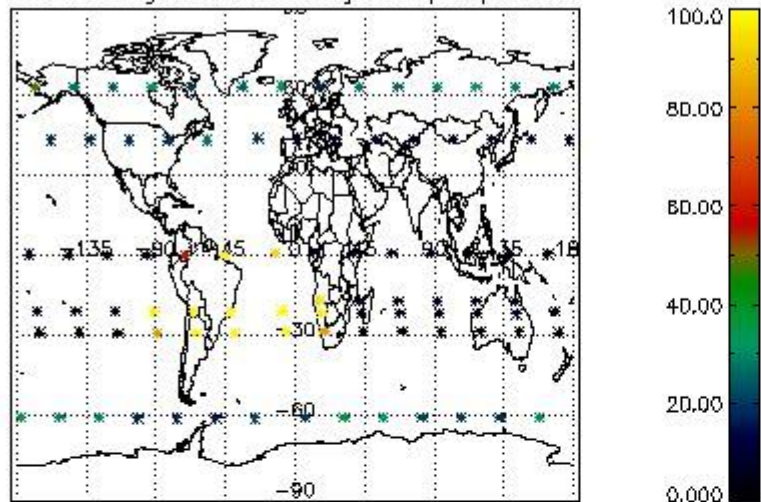
4.1.2 Plot level 1 quality information per product (time dependant): ENVI SAT DESCENDING passes



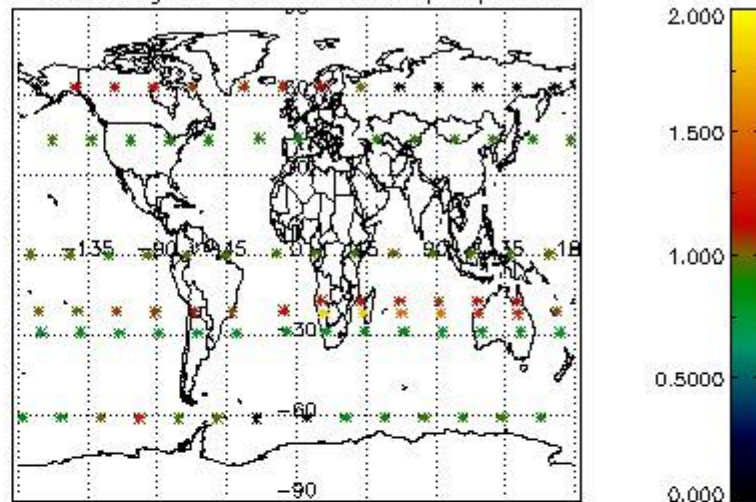
4.2 Plot quality information per product coming from level 1b processing (world map)

4.2.1 Plot level 1 quality information per product (world map): ENVISAT ASCENDING passes

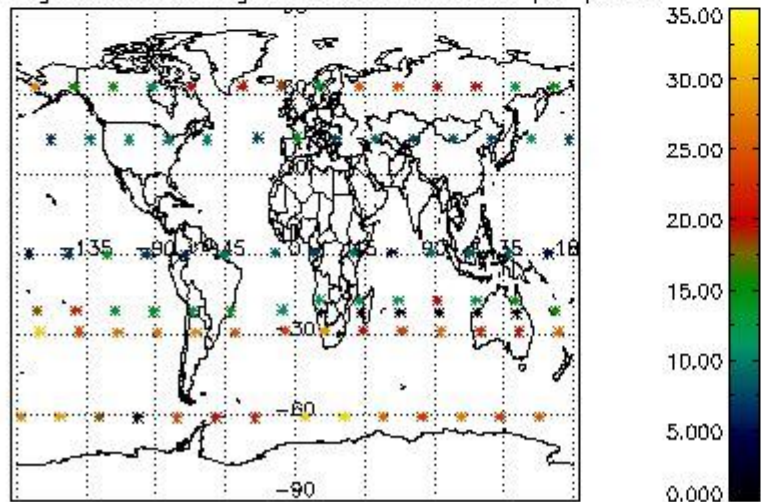
Percentage of cosmic ray hits per profile



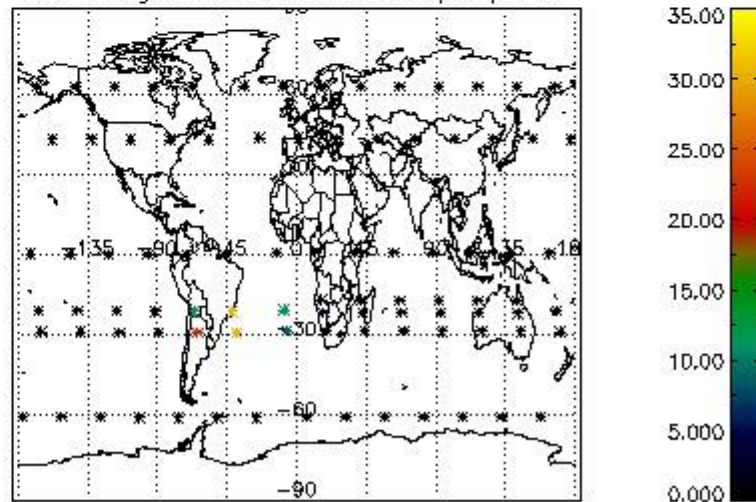
Percentage of datation errors per profile



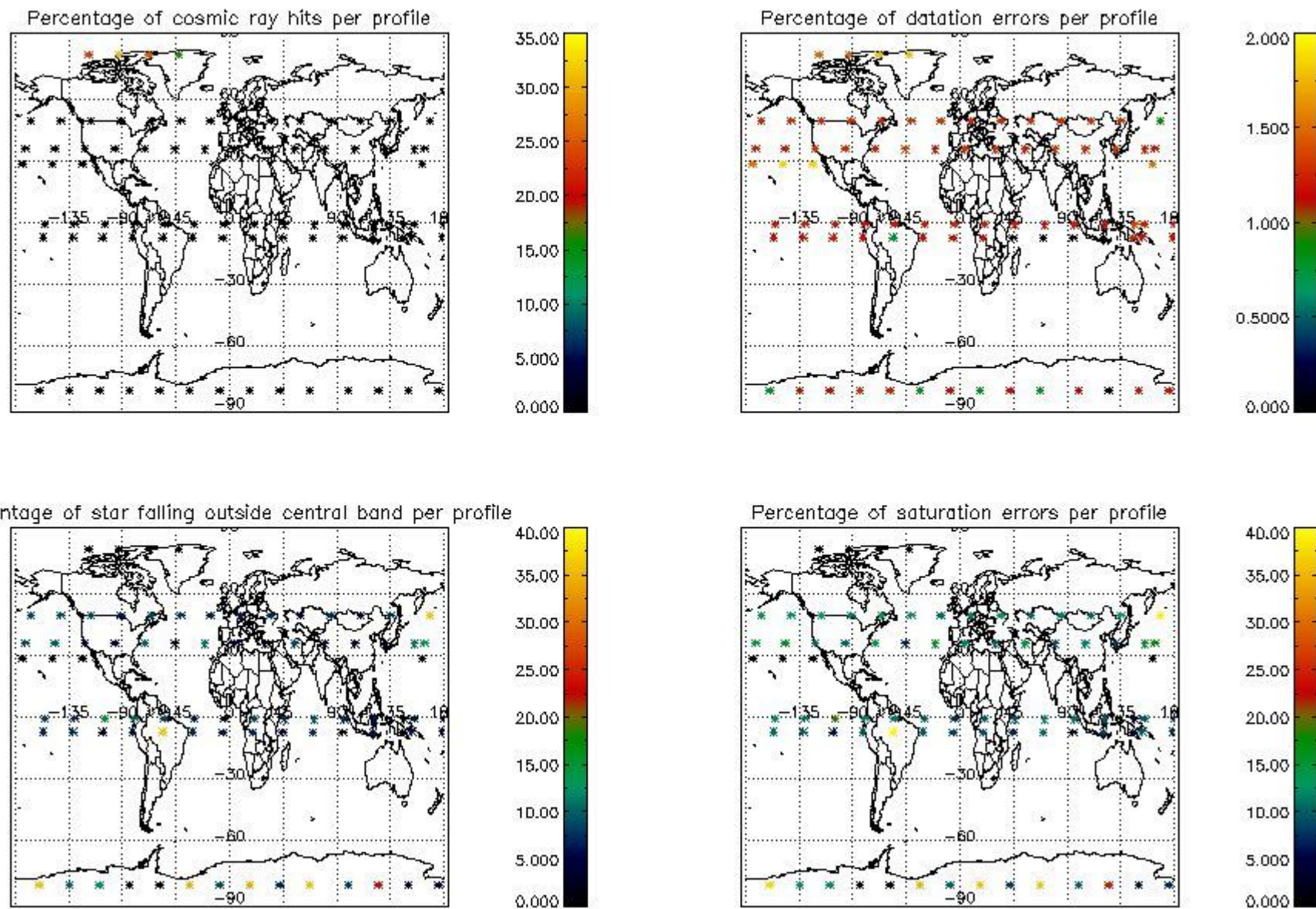
Percentage of star falling outside central band per profile



Percentage of saturation errors per profile



4.2.2 Plot level 1 quality information per product (world map): ENVISAT DESCENDING passes



5. Trace gas profiles

5.1 Ozone statistics based on quality of products

The final quality of the products can be "measured" using the STD (Standard Deviation) attached to every point profile. This information is written to the parameter GOM_NL__2P/NL_LOCAL_SPECIES_DENSITY/o3_std of the level 2 products. The table below shows the statistics for given STD ranges.

The statistics are given with respect to the overall valid production:

- Products without fatal errors: GOM_NL__2P/MPH/PRODUCT_ERR=0
- Valid point profile: GOM_NL__2P/NL_LOCAL_SPECIES_DENSITY/pcd(0)=0

The 'Criteria' is applied to valid points of dark limb products:

- Products in dark limb illumination condition: GOM_NL__2P/NL_SUMMARY_QUALITY/obs_ill_cond=0
- Products without fatal errors: GOM_NL__2P/MPH/PRODUCT_ERR=0
- Valid point profile: GOM_NL__2P/NL_LOCAL_SPECIES_DENSITY/pcd(0)=0

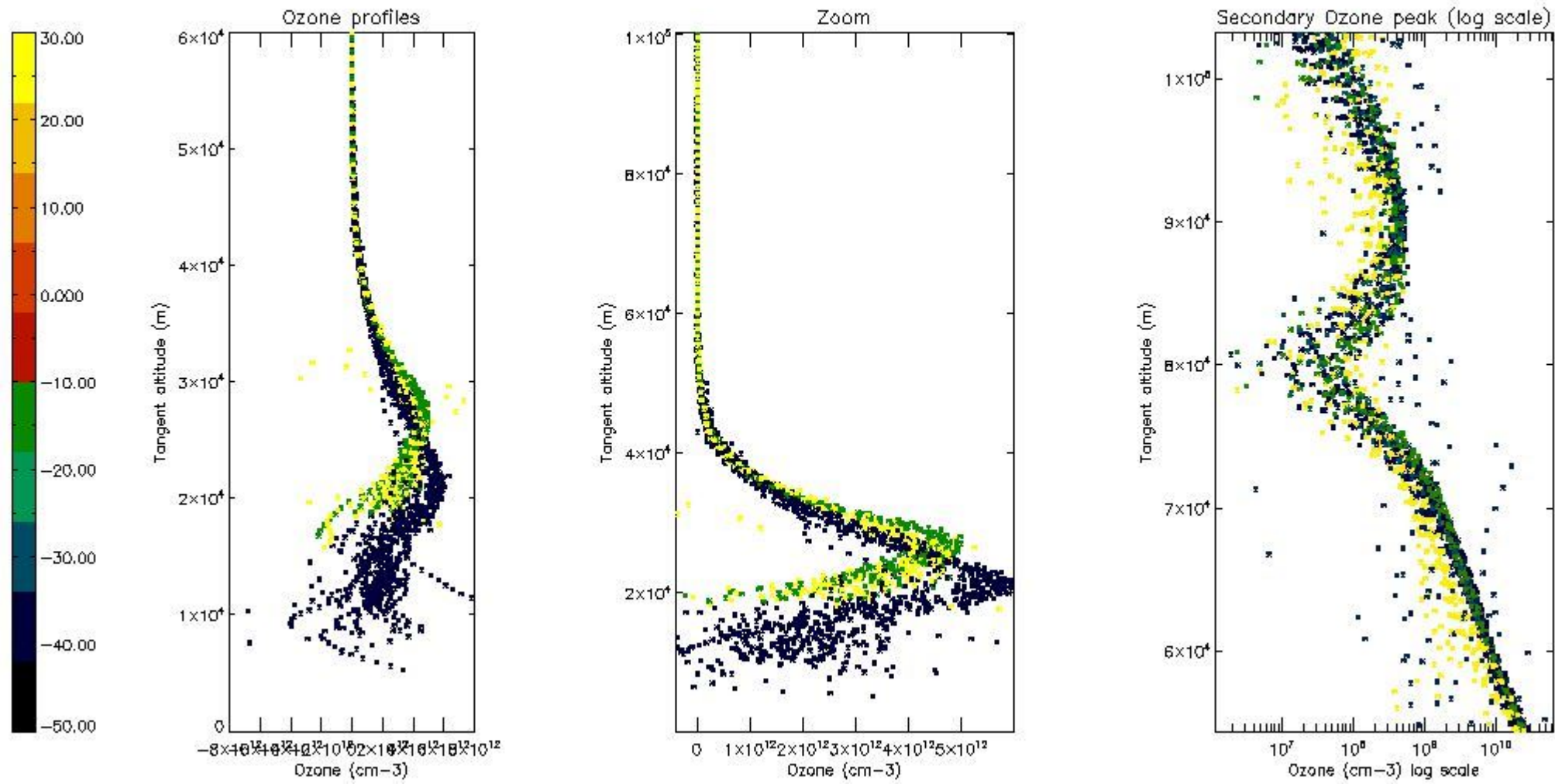
So, the table below shows the percentage of dark limb and valid observations for each criteria with respect to the overall valid daily observations.

Criteria	% of total production
All STD	41
STD < 20	25

STD < 10	20
STD < 5	14

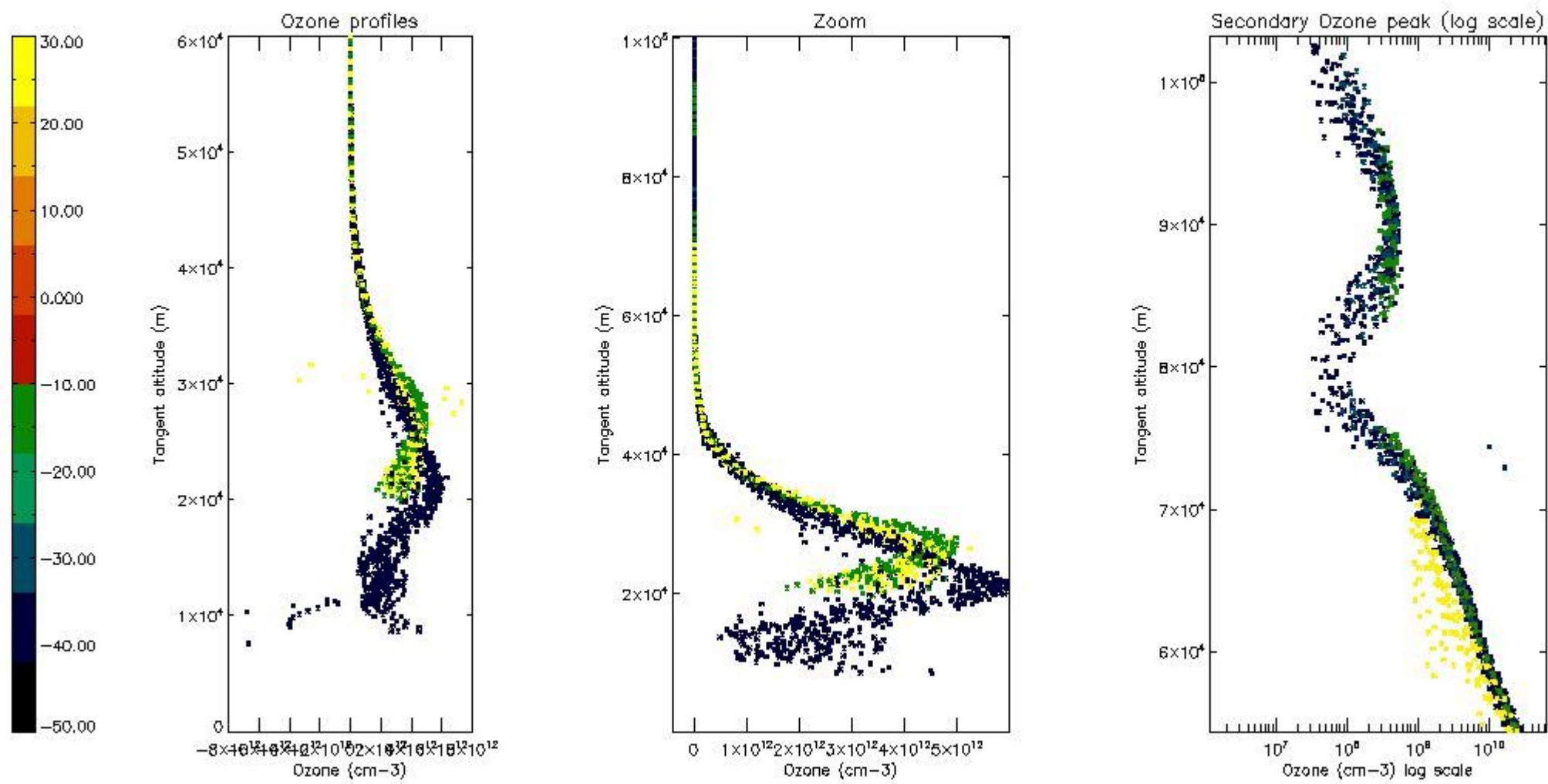
5.2 Plot ozone profiles for all STD (dark without errors)

The colorbar represents the latitude.



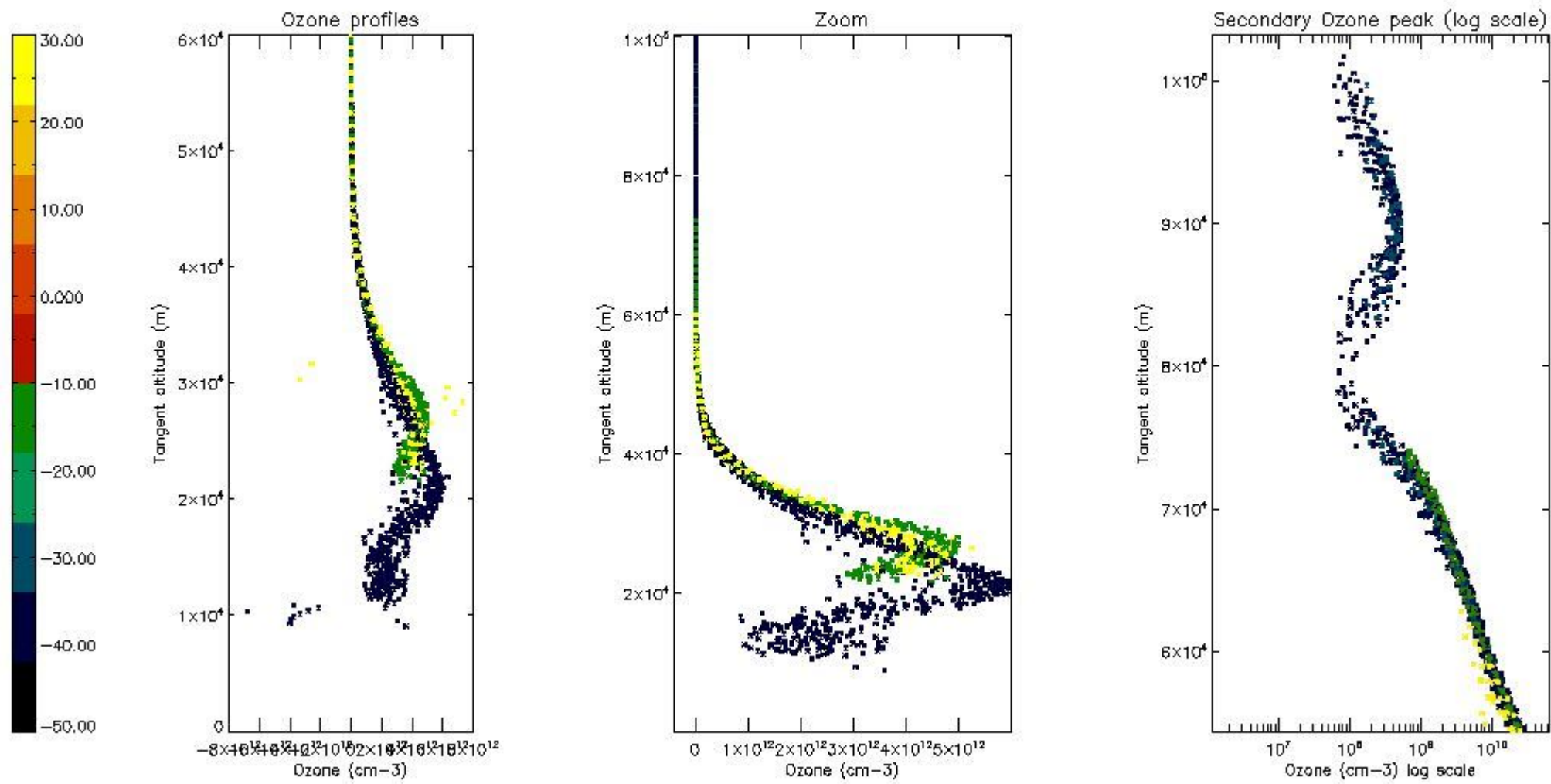
5.3 Plot ozone profiles where STD < 20% (dark without errors)

The colorbar represents the latitude.



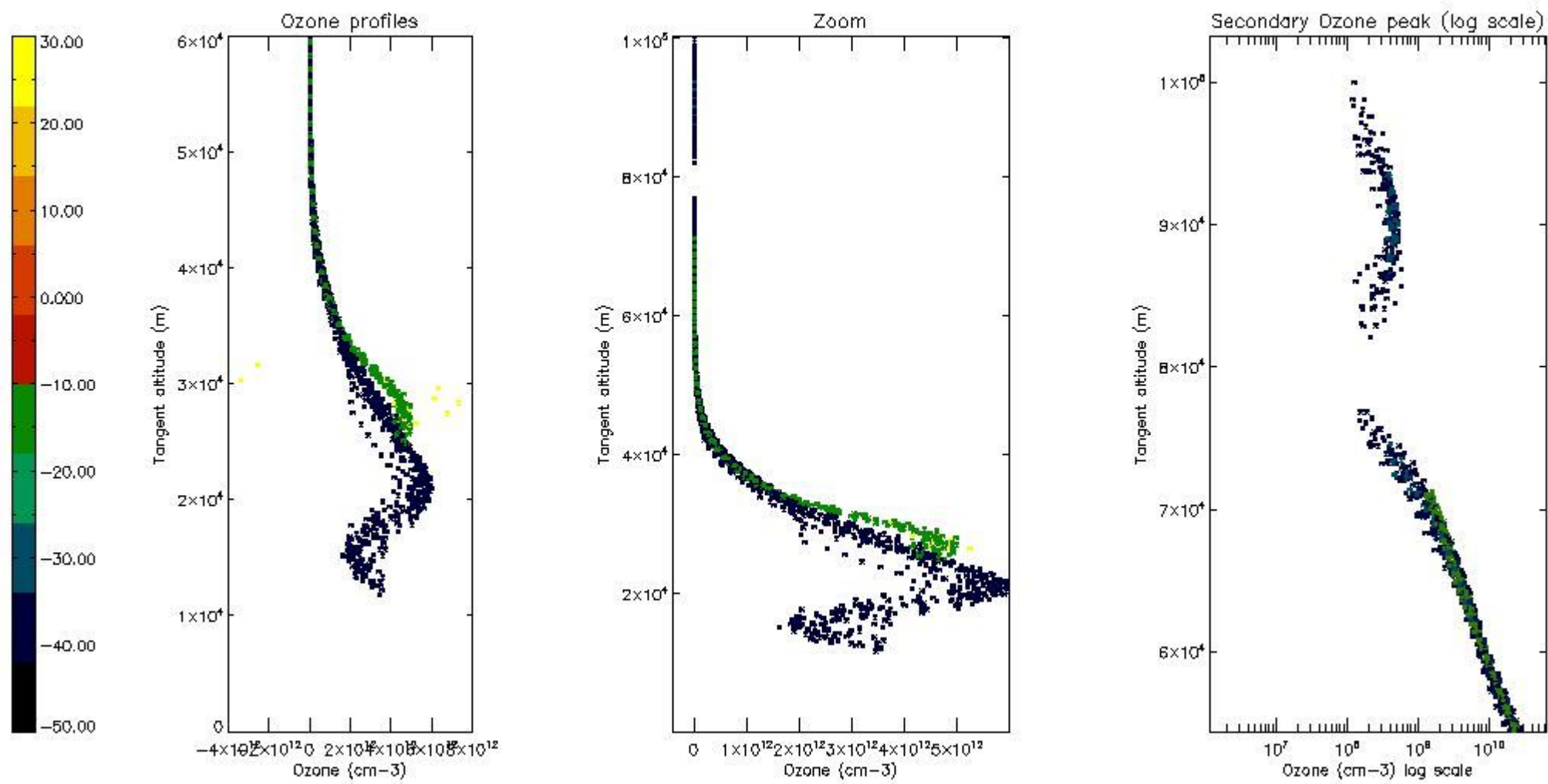
5.4 Plot ozone profiles where STD < 10% (dark without errors)

The colorbar represents the latitude.



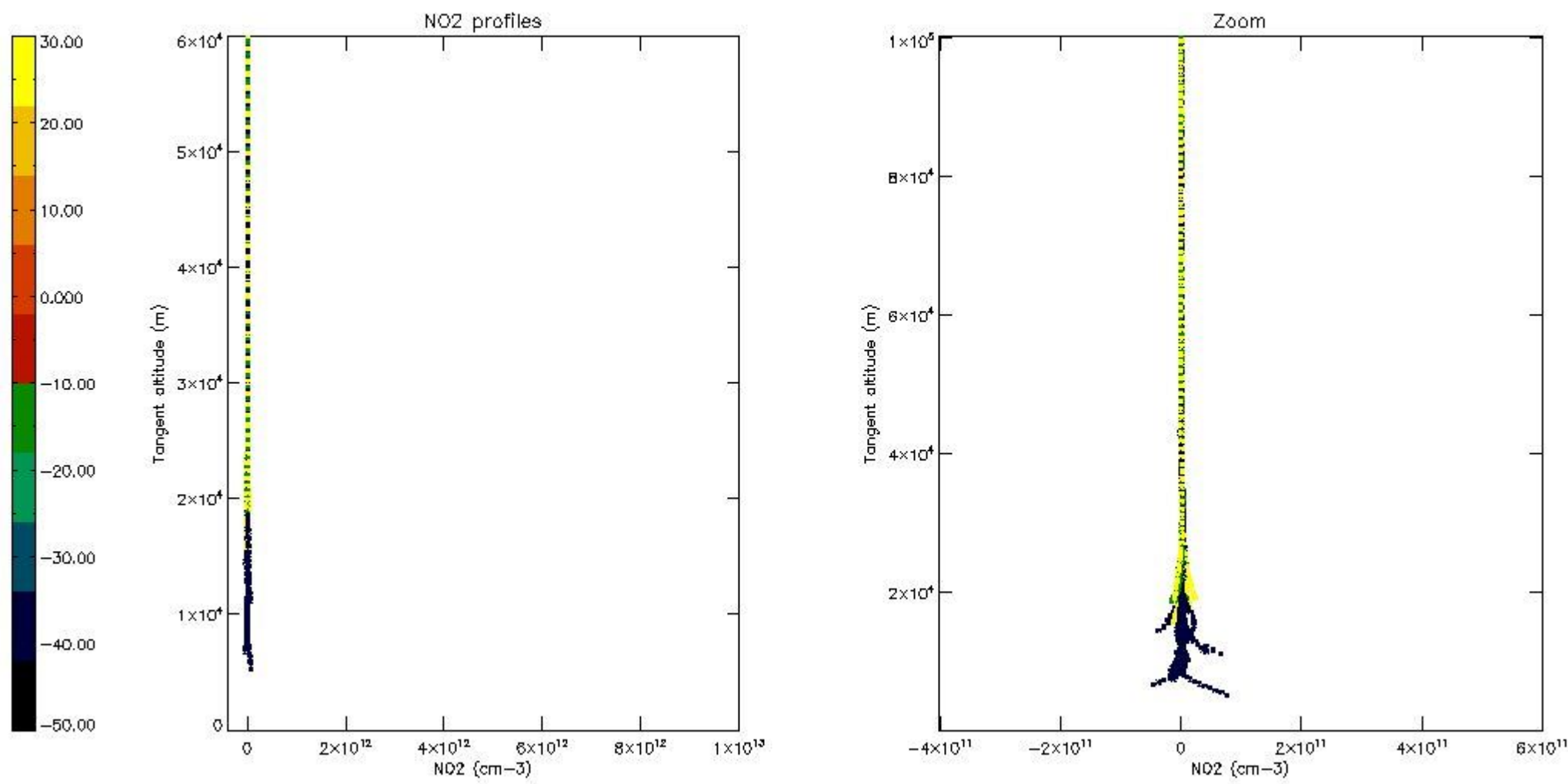
5.5 Plot ozone profiles where $STD < 5\%$ (dark without errors)

The colorbar represents the latitude.



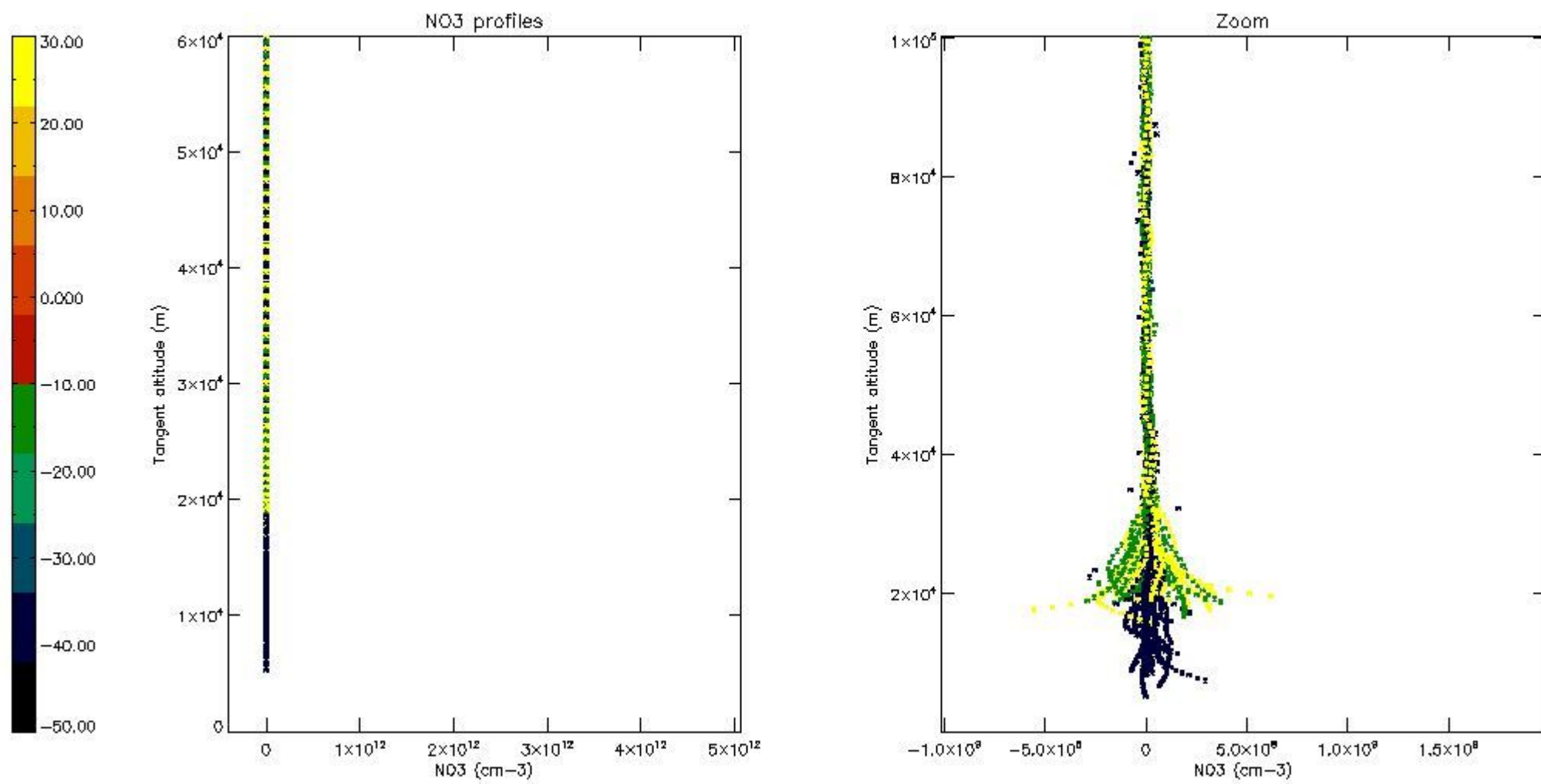
5.6 Plot NO₂ profiles for all STD (dark without errors)

The colorbar represents the latitude.



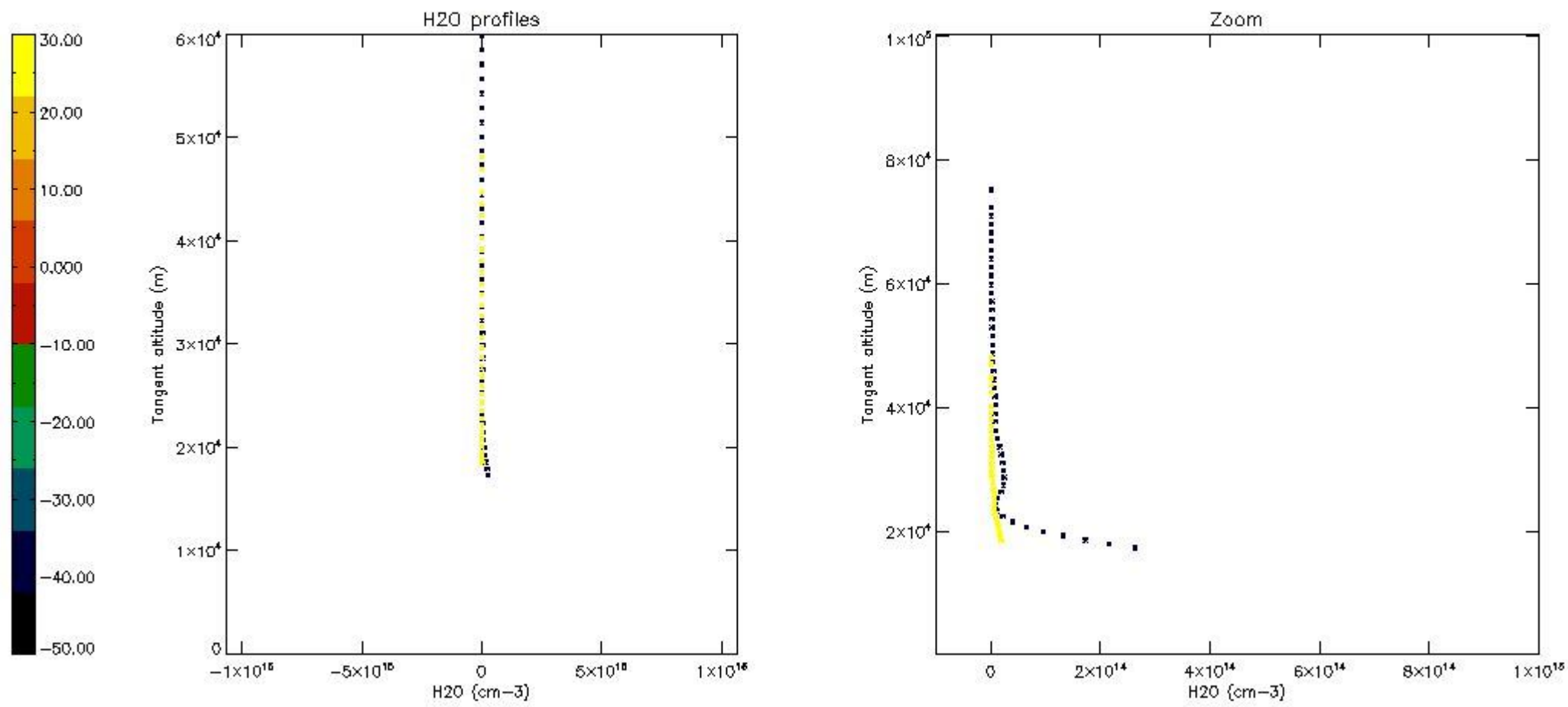
5.7 Plot NO3 profiles for all STD (dark without errors)

The colorbar represents the latitude.



5.8 Plot H2O profiles for all STD (only for occultations of stars 1,2,3,4,13,14,16,26,63 dark without errors)

The colorbar represents the latitude.



6. Auxiliary Data Files used for the production reported in section 2

The number reported in the third column indicates since which file (see list in section 2) the corresponding auxiliary file has been used. The fourth column is the date of those product files.

Type	Auxiliary Filename	Used since product	Used since product date
INST_PHYS_CHARACTERISTICS	GOM_INS_AXVIEC20091111_143220_20030716_120000_20500101_000000	1	16-SEP-2007 00:03:08
LEVEL-2_PROC_CONFIG	GOM_PR2_AXVIEC20091111_152718_20020301_000000_20500101_000000	1	16-SEP-2007 00:03:08
CROSS_SECTIONS_FILE	GOM_CRS_AXVIEC20091111_154832_20020301_000000_20500101_000000	1	16-SEP-2007 00:03:08

GOMOS Level 2 Daily Report

SUMMARY

[1. General Info](#)

[2. Summary of processed GOM_NL_2P products](#)

[3. Level 2 Quality information per product](#)

[3.1 Plot of level 2 quality information per product \(time dependant\)](#)

[3.2 Plot of level 2 quality information per product \(world map\)](#)

[4. Level 1 Quality information per product \(stored on level 2 products\)](#)

[4.1 Plot of level 1 quality information per product \(time dependant\)](#)

[4.1.1 Plot of level 1 quality information per product \(time dependant\): ASCENDING](#)

[4.1.2 Plot of level 1 quality information per product \(time dependant\): DESCENDING](#)

[4.2 Plot of level 1 quality information per product \(world map\)](#)

[4.2.1 Plot of level 1 quality information per product \(world map\): ASCENDING](#)

[4.2.2 Plot of level 1 quality information per product \(world map\): DESCENDING](#)

[5. Ozone profiles based on quality statistics and other trace gas profiles](#)

[5.1 Ozone statistics based on quality of products](#)

[5.2 Plot ozone profiles for all STD \(dark without errors\)](#)

[5.3 Plot ozone profiles where STD < 20% \(dark without errors\)](#)

[5.4. Plot ozone profiles where STD < 10% \(dark without errors\)](#)

[5.5. Plot ozone profiles where STD < 5% \(dark without errors\)](#)

[5.6 Plot NO2 profiles for all STD \(dark without errors\)](#)

[5.7 Plot NO3 profiles for all STD \(dark without errors\)](#)

[5.8 Plot H2O profiles \(only for occultations of stars 1,2,3,4,13,14,16,26,63 dark without errors\) for all STD](#)

[6. Auxiliary Data Files used for the production reported in section 2](#)

This report presents the daily analysis on parameters extracted from GOMOS level 2 data (GOM_NL__2P). It is intended to monitor some important parameters that will impact the quality of these products. A list of level 2 products (and content) that have arrived during the reporting day to the PCF is also given.

Item	Value
Time of report generation	23APR2013 05:04:29
Data source version	GOMOS/6.01
Start time of products	16-09-2007 (16SEP2007 00:00:00)
Stop time of products	17-09-2007 (17SEP2007 00:00:00)
Store outputs in DB	Yes
Nb of level 2 prods	171
Nb of prods with errors	0

2. Summary of processed GOM_NL__2P products.

Nr	Filename	UTC Start time	Limb	Duration	Star Id	Star Name	Star Mag	Star Temp	Nb Meas	Orbit	Prod. error
1	GOM_NL__2PRFIN20070916_000308_000000422061_00374_28985_5909.N1	16-SEP-2007 00:03:08	Bright	41.500	93	53Bet Peg	2.5200	3100.0	83	28985	No
2	GOM_NL__2PRFIN20070916_001325_000000372061_00374_28985_5910.N1	16-SEP-2007 00:13:25	Bright	37.000	74	11Bet Cas	2.2680	6600.0	74	28985	No
3	GOM_NL__2PRFIN20070916_001514_000000402061_00374_28985_5911.N1	16-SEP-2007 00:15:14	Bright	39.500	76	27Gam Cas	2.3000	30000.	79	28985	No
4	GOM_NL__2PRFIN20070916_003736_000000622061_00374_28985_5912.N1	16-SEP-2007 00:37:36	Bright	62.000	24	66Alp Gem	1.5800	10200.	124	28985	No
5	GOM_NL__2PRFIN20070916_004614_000000522061_00374_28985_5913.N1	16-SEP-2007 00:46:14	Twilight	51.500	8	10Alp CMi	0.40000	6500.0	103	28985	No
6	GOM_NL__2PRFIN20070916_005518_000000612061_00374_28985_5914.N1	16-SEP-2007 00:55:18	Dark	61.000	1	9Alp CMa	-1.4400	11000.	122	28985	No
7	GOM_NL__2PRFIN20070916_005732_000000482061_00374_28985_5915.N1	16-SEP-2007 00:57:32	Dark	47.500	23	21Eps CMa	1.5020	26000.	95	28985	No
8	GOM_NL__2PRFIN20070916_010329_000000522061_00375_28986_5916.N1	16-SEP-2007 01:03:29	Dark	52.000	108	Alp Col	2.6520	15200.	104	28986	No
9	GOM_NL__2PRFIN20070916_011533_000000552061_00375_28986_5913.N1	16-SEP-2007 01:15:33	Dark	55.000	157	The1Eri	2.9060	9300.0	110	28986	No
10	GOM_NL__2PRFIN20070916_012116_000000472061_00375_28986_5914.N1	16-SEP-2007 01:21:16	Straylight	46.500	84	Alp Phe	2.3970	4500.0	93	28986	No
11	GOM_NL__2PRFIN20070916_013951_000000402061_00375_28986_5915.N1	16-SEP-2007 01:39:51	Bright	39.500	90	54Alp Peg	2.4870	11000.	79	28986	No
12	GOM_NL__2PRFIN20070916_014344_000000382061_00375_28986_5916.N1	16-SEP-2007 01:43:44	Bright	38.000	93	53Bet Peg	2.5200	3100.0	76	28986	No
13	GOM_NL__2PRFIN20070916_015400_000000412061_00375_28986_5917.N1	16-SEP-2007 01:54:00	Bright	41.000	74	11Bet Cas	2.2680	6600.0	82	28986	No
14	GOM_NL__2PRFIN20070916_015549_000000422061_00375_28986_5918.N1	16-SEP-2007 01:55:49	Bright	42.000	76	27Gam Cas	2.3000	30000.	84	28986	No
15	GOM_NL__2PRFIN20070916_021812_000000432061_00375_28986_5919.N1	16-SEP-2007 02:18:12	Bright	43.000	24	66Alp Gem	1.5800	10200.	86	28986	No
16	GOM_NL__2PRFIN20070916_022651_000000522061_00375_28986_5920.N1	16-SEP-2007 02:26:51	Twilight	51.500	8	10Alp CMi	0.40000	6500.0	103	28986	No
17	GOM_NL__2PRFIN20070916_023555_000000652061_00375_28986_5921.N1	16-SEP-2007 02:35:55	Dark	64.500	1	9Alp CMa	-1.4400	11000.	129	28986	No
18	GOM_NL__2PRFIN20070916_023809_000000462061_00375_28986_5922.N1	16-SEP-2007 02:38:09	Dark	45.500	23	21Eps CMa	1.5020	26000.	91	28986	No
19	GOM_NL__2PRFIN20070916_024406_000000512061_00376_28987_5921.N1	16-SEP-2007 02:44:06	Dark	50.500	108	Alp Col	2.6520	15200.	101	28987	No
20	GOM_NL__2PRFIN20070916_025610_000000552061_00376_28987_5922.N1	16-SEP-2007 02:56:10	Dark	55.000	157	The1Eri	2.9060	9300.0	110	28987	No
21	GOM_NL__2PRFIN20070916_030152_000000432061_00376_28987_5923.N1	16-SEP-2007 03:01:52	Straylight	42.500	84	Alp Phe	2.3970	4500.0	85	28987	No
22	GOM_NL__2PRFIN20070916_032027_000000392061_00376_28987_5924.N1	16-SEP-2007 03:20:27	Bright	38.500	90	54Alp Peg	2.4870	11000.	77	28987	No
23	GOM_NL__2PRFIN20070916_032420_000000392061_00376_28987_5925.N1	16-SEP-2007 03:24:20	Bright	39.000	93	53Bet Peg	2.5200	3100.0	78	28987	No
24	GOM_NL__2PRFIN20070916_033436_000000412061_00376_28987_5926.N1	16-SEP-2007 03:34:36	Bright	41.000	74	11Bet Cas	2.2680	6600.0	82	28987	No
25	GOM_NL__2PRFIN20070916_033624_000000392061_00376_28987_5927.N1	16-SEP-2007 03:36:24	Bright	38.500	76	27Gam Cas	2.3000	30000.	77	28987	No
26	GOM_NL__2PRFIN20070916_035848_000000622061_00376_28987_5928.N1	16-SEP-2007 03:58:48	Bright	61.500	24	66Alp Gem	1.5800	10200.	123	28987	No
27	GOM_NL__2PRFIN20070916_040727_000000542061_00376_28987_5929.N1	16-SEP-2007 04:07:27	Twilight	54.000	8	10Alp CMi	0.40000	6500.0	108	28987	No
28	GOM_NL__2PRFIN20070916_041632_000000632061_00376_28987_5930.N1	16-SEP-2007 04:16:32	Dark	63.000	1	9Alp CMa	-1.4400	11000.	126	28987	No
29	GOM_NL__2PRFIN20070916_041846_000000472061_00376_28987_5931.N1	16-SEP-2007 04:18:46	Dark	47.000	23	21Eps CMa	1.5020	26000.	94	28987	No
30	GOM_NL__2PRFIN20070916_042443_000000512061_00377_28988_5950.N1	16-SEP-2007 04:24:43	Dark	51.000	108	Alp Col	2.6520	15200.	102	28988	No
31	GOM_NL__2PRFIN20070916_043646_000000562061_00377_28988_5951.N1	16-SEP-2007 04:36:46	Dark	56.000	157	The1Eri	2.9060	9300.0	112	28988	No
32	GOM_NL__2PRFIN20070916_044229_000000452061_00377_28988_5952.N1	16-SEP-2007 04:42:29	Straylight	44.500	84	Alp Phe	2.3970	4500.0	89	28988	No
33	GOM_NL__2PRFIN20070916_050103_000000402061_00377_28988_5953.N1	16-SEP-2007 05:01:03	Bright	39.500	90	54Alp Peg	2.4870	11000.	79	28988	No
34	GOM_NL__2PRFIN20070916_050455_000000382061_00377_28988_5954.N1	16-SEP-2007 05:04:55	Bright	38.000	93	53Bet Peg	2.5200	3100.0	76	28988	No
35	GOM_NL__2PRFIN20070916_051511_000000422061_00377_28988_5955.N1	16-SEP-2007 05:15:11	Bright	42.000	74	11Bet Cas	2.2680	6600.0	84	28988	No
36	GOM_NL__2PRFIN20070916_051700_000000432061_00377_28988_5956.N1	16-SEP-2007 05:17:00	Bright	43.000	76	27Gam Cas	2.3000	30000.	86	28988	No
37	GOM_NL__2PRFIN20070916_053924_000000452061_00377_28988_5957.N1	16-SEP-2007 05:39:24	Bright	45.000	24	66Alp Gem	1.5800	10200.	90	28988	No
38	GOM_NL__2PRFIN20070916_054804_000000412061_00377_28988_5958.N1	16-SEP-2007 05:48:04	Twilight	40.500	8	10Alp CMi	0.40000	6500.0	81	28988	No
39	GOM_NL__2PRFIN20070916_055709_000000632061_00377_28988_5959.N1	16-SEP-2007 05:57:09	Dark	63.000	1	9Alp CMa	-1.4400	11000.	126	28988	No
40	GOM_NL__2PRFIN20070916_055923_000000472061_00377_28988_5960.N1	16-SEP-2007 05:59:23	Dark	47.000	23	21Eps CMa	1.5020	26000.	94	28988	No
41	GOM_NL__2PRFIN20070916_060520_000000552061_00378_28989_5954.N1	16-SEP-2007 06:05:20	Dark	55.000	108	Alp Col	2.6520	15200.	110	28989	No
42	GOM_NL__2PRFIN20070916_061724_000000552061_00378_28989_5955.N1	16-SEP-2007 06:17:24	Dark	54.500	157	The1Eri	2.9060	9300.0	109	28989	No

43	GOM_NL__2PRFIN20070916_062305_000000452061_00378_28989_5956.N1	16-SEP-2007 06:23:05	Straylight	44.500	84	Alp Phe	2.3970	4500.0	89	28989	No
44	GOM_NL__2PRFIN20070916_064139_000000392061_00378_28989_5957.N1	16-SEP-2007 06:41:39	Bright	38.500	90	54Alp Peg	2.4870	11000.	77	28989	No
45	GOM_NL__2PRFIN20070916_064531_000000412061_00378_28989_5958.N1	16-SEP-2007 06:45:31	Bright	40.500	93	53Bet Peg	2.5200	3100.0	81	28989	No
46	GOM_NL__2PRFIN20070916_065547_000000412061_00378_28989_5959.N1	16-SEP-2007 06:55:47	Bright	41.000	74	11Bet Cas	2.2680	6600.0	82	28989	No
47	GOM_NL__2PRFIN20070916_065735_000000422061_00378_28989_5960.N1	16-SEP-2007 06:57:35	Bright	41.500	76	27Gam Cas	2.3000	30000.	83	28989	No
48	GOM_NL__2PRFIN20070916_072000_000000622061_00378_28989_5961.N1	16-SEP-2007 07:20:00	Bright	62.000	24	66Alp Gem	1.5800	10200.	124	28989	No
49	GOM_NL__2PRFIN20070916_072840_000000502061_00378_28989_5962.N1	16-SEP-2007 07:28:40	Twilight	49.500	8	10Alp CMi	0.40000	6500.0	99	28989	No
50	GOM_NL__2PRFIN20070916_073746_000000612061_00378_28989_5963.N1	16-SEP-2007 07:37:46	Dark	61.000	1	9Alp CMa	-1.4400	11000.	122	28989	No
51	GOM_NL__2PRFIN20070916_074000_000000522061_00378_28989_5964.N1	16-SEP-2007 07:40:00	Dark	51.500	23	21Eps CMa	1.5020	26000.	103	28989	No
52	GOM_NL__2PRFIN20070916_074557_000000522061_00379_28990_6004.N1	16-SEP-2007 07:45:57	Dark	51.500	108	Alp Col	2.6520	15200.	103	28990	No
53	GOM_NL__2PRFIN20070916_075800_000000532061_00379_28990_6005.N1	16-SEP-2007 07:58:00	Dark	53.000	157	The1Eri	2.9060	9300.0	106	28990	No
54	GOM_NL__2PRFIN20070916_080342_000000512061_00379_28990_6006.N1	16-SEP-2007 08:03:42	Straylight	51.000	84	Alp Phe	2.3970	4500.0	102	28990	No
55	GOM_NL__2PRFIN20070916_082214_000000402061_00379_28990_6007.N1	16-SEP-2007 08:22:14	Bright	39.500	90	54Alp Peg	2.4870	11000.	79	28990	No
56	GOM_NL__2PRFIN20070916_082607_000000392061_00379_28990_6008.N1	16-SEP-2007 08:26:07	Bright	38.500	93	53Bet Peg	2.5200	3100.0	77	28990	No
57	GOM_NL__2PRFIN20070916_083623_000000412061_00379_28990_6009.N1	16-SEP-2007 08:36:23	Bright	41.000	74	11Bet Cas	2.2680	6600.0	82	28990	No
58	GOM_NL__2PRFIN20070916_083810_000000432061_00379_28990_6010.N1	16-SEP-2007 08:38:10	Bright	43.000	76	27Gam Cas	2.3000	30000.	86	28990	No
59	GOM_NL__2PRFIN20070916_090036_000000412061_00379_28990_6011.N1	16-SEP-2007 09:00:36	Bright	40.500	24	66Alp Gem	1.5800	10200.	81	28990	No
60	GOM_NL__2PRFIN20070916_090917_000000582061_00379_28990_6012.N1	16-SEP-2007 09:09:17	Twilight	58.000	8	10Alp CMi	0.40000	6500.0	116	28990	No
61	GOM_NL__2PRFIN20070916_091823_000000692061_00379_28990_6013.N1	16-SEP-2007 09:18:23	Dark	68.500	1	9Alp CMa	-1.4400	11000.	137	28990	No
62	GOM_NL__2PRFIN20070916_092036_000000502061_00379_28990_6014.N1	16-SEP-2007 09:20:36	Dark	49.500	23	21Eps CMa	1.5020	26000.	99	28990	No
63	GOM_NL__2PRFIN20070916_092635_000000512061_00380_28991_6020.N1	16-SEP-2007 09:26:35	Dark	50.500	108	Alp Col	2.6520	15200.	101	28991	No
64	GOM_NL__2PRFIN20070916_093837_000000542061_00380_28991_6021.N1	16-SEP-2007 09:38:37	Dark	53.500	157	The1Eri	2.9060	9300.0	107	28991	No
65	GOM_NL__2PRFIN20070916_094418_000000442061_00380_28991_6022.N1	16-SEP-2007 09:44:18	Straylight	43.500	84	Alp Phe	2.3970	4500.0	87	28991	No
66	GOM_NL__2PRFIN20070916_100250_000000392061_00380_28991_6023.N1	16-SEP-2007 10:02:50	Bright	39.000	90	54Alp Peg	2.4870	11000.	78	28991	No
67	GOM_NL__2PRFIN20070916_100642_000000392061_00380_28991_6024.N1	16-SEP-2007 10:06:42	Bright	39.000	93	53Bet Peg	2.5200	3100.0	78	28991	No
68	GOM_NL__2PRFIN20070916_101658_000000402061_00380_28991_6025.N1	16-SEP-2007 10:16:58	Bright	39.500	74	11Bet Cas	2.2680	6600.0	79	28991	No
69	GOM_NL__2PRFIN20070916_101846_000000432061_00380_28991_6026.N1	16-SEP-2007 10:18:46	Bright	42.500	76	27Gam Cas	2.3000	30000.	85	28991	No
70	GOM_NL__2PRFIN20070916_104112_000000392061_00380_28991_6027.N1	16-SEP-2007 10:41:12	Bright	39.000	24	66Alp Gem	1.5800	10200.	78	28991	No
71	GOM_NL__2PRFIN20070916_104953_000000582061_00380_28991_6028.N1	16-SEP-2007 10:49:53	Twilight	57.500	8	10Alp CMi	0.40000	6500.0	115	28991	No
72	GOM_NL__2PRFIN20070916_105900_000000642061_00380_28991_6029.N1	16-SEP-2007 10:59:00	Dark	63.500	1	9Alp CMa	-1.4400	11000.	127	28991	No
73	GOM_NL__2PRFIN20070916_110113_000000482061_00380_28991_6030.N1	16-SEP-2007 11:01:13	Dark	48.000	23	21Eps CMa	1.5020	26000.	96	28991	No
74	GOM_NL__2PRFIN20070916_110712_000000502061_00381_28992_6037.N1	16-SEP-2007 11:07:12	Dark	50.000	108	Alp Col	2.6520	15200.	100	28992	No
75	GOM_NL__2PRFIN20070916_111914_000000562061_00381_28992_6038.N1	16-SEP-2007 11:19:14	Dark	55.500	157	The1Eri	2.9060	9300.0	111	28992	No
76	GOM_NL__2PRFIN20070916_112454_000000432061_00381_28992_6039.N1	16-SEP-2007 11:24:54	Straylight	42.500	84	Alp Phe	2.3970	4500.0	85	28992	No
77	GOM_NL__2PRFIN20070916_114326_000000392061_00381_28992_6040.N1	16-SEP-2007 11:43:26	Bright	38.500	90	54Alp Peg	2.4870	11000.	77	28992	No
78	GOM_NL__2PRFIN20070916_114718_000000422061_00381_28992_6041.N1	16-SEP-2007 11:47:18	Bright	41.500	93	53Bet Peg	2.5200	3100.0	83	28992	No
79	GOM_NL__2PRFIN20070916_115733_000000412061_00381_28992_6042.N1	16-SEP-2007 11:57:33	Bright	41.000	74	11Bet Cas	2.2680	6600.0	82	28992	No
80	GOM_NL__2PRFIN20070916_115921_000000432061_00381_28992_6043.N1	16-SEP-2007 11:59:21	Bright	43.000	76	27Gam Cas	2.3000	30000.	86	28992	No
81	GOM_NL__2PRFIN20070916_122148_000000452061_00381_28992_6044.N1	16-SEP-2007 12:21:48	Bright	45.000	24	66Alp Gem	1.5800	10200.	90	28992	No
82	GOM_NL__2PRFIN20070916_123029_000000562061_00381_28992_6045.N1	16-SEP-2007 12:30:29	Twilight	56.000	8	10Alp CMi	0.40000	6500.0	112	28992	No
83	GOM_NL__2PRFIN20070916_123937_000000592061_00381_28992_6046.N1	16-SEP-2007 12:39:37	Dark	58.500	1	9Alp CMa	-1.4400	11000.	117	28992	No
84	GOM_NL__2PRFIN20070916_124132_000000402061_00381_28992_6047.N1	16-SEP-2007 12:41:32	Dark	40.000	47	2Bet CMa	1.9760	28000.	80	28992	No
85	GOM_NL__2PRFIN20070916_124252_000000442061_00381_28992_6048.N1	16-SEP-2007 12:42:52	Dark	44.000	117	Pi Pup	2.7060	3800.0	88	28992	No
86	GOM_NL__2PRFIN20070916_124749_000000532061_00382_28993_6086.N1	16-SEP-2007 12:47:49	Dark	52.500	108	Alp Col	2.6520	15200.	105	28993	No
87	GOM_NL__2PRFIN20070916_125951_000000542061_00382_28993_6087.N1	16-SEP-2007 12:59:51	Dark	53.500	157	The1Eri	2.9060	9300.0	107	28993	No
88	GOM_NL__2PRFIN20070916_130530_000000462061_00382_28993_6088.N1	16-SEP-2007 13:05:30	Straylight	45.500	84	Alp Phe	2.3970	4500.0	91	28993	No
89	GOM_NL__2PRFIN20070916_132401_000000402061_00382_28993_6089.N1	16-SEP-2007 13:24:01	Bright	39.500	90	54Alp Peg	2.4870	11000.	79	28993	No
90	GOM_NL__2PRFIN20070916_132754_000000372061_00382_28993_6090.N1	16-SEP-2007 13:27:54	Bright	37.000	93	53Bet Peg	2.5200	3100.0	74	28993	No
91	GOM_NL__2PRFIN20070916_133809_000000422061_00382_28993_6091.N1	16-SEP-2007 13:38:09	Bright	41.500	74	11Bet Cas	2.2680	6600.0	83	28993	No
92	GOM_NL__2PRFIN20070916_133956_000000632061_00382_28993_6092.N1	16-SEP-2007 13:39:56	Bright	63.000	76	27Gam Cas	2.3000	30000.	126	28993	No
93	GOM_NL__2PRFIN20070916_140224_000000452061_00382_28993_6093.N1	16-SEP-2007 14:02:24	Bright	45.000	24	66Alp Gem	1.5800	10200.	90	28993	No
94	GOM_NL__2PRFIN20070916_141106_000000542061_00382_28993_6094.N1	16-SEP-2007 14:11:06	Twilight	54.000	8	10Alp CMi	0.40000	6500.0	108	28993	No
95	GOM_NL__2PRFIN20070916_142014_000000612061_00382_28993_6095.N1	16-SEP-2007 14:20:14	Dark	60.500	1	9Alp CMa	-1.4400	11000.	121	28993	No
96	GOM_NL__2PRFIN20070916_142209_000000402061_00382_28993_6096.N1	16-SEP-2007 14:22:09	Dark	40.000	47	2Bet CMa	1.9760	28000.	80	28993	No
97	GOM_NL__2PRFIN20070916_142329_000000432061_00382_28993_6097.N1	16-SEP-2007 14:23:29	Dark	43.000	117	Pi Pup	2.7060	3800.0	86	28993	No
98	GOM_NL__2PRFIN20070916_142826_000000532061_00383_28994_6096.N1	16-SEP-2007 14:28:26	Dark	52.500	108	Alp Col	2.6520	15200.	105	28994	No
99	GOM_NL__2PRFIN20070916_144028_000000542061_00383_28994_6097.N1	16-SEP-2007 14:40:28	Dark	54.000	157	The1Eri	2.9060	9300.0	108	28994	No
100	GOM_NL__2PRFIN20070916_144607_000000462061_00383_28994_6098.N1	16-SEP-2007 14:46:07	Straylight	46.000	84	Alp Phe	2.3970	4500.0	92	28994	No
101	GOM_NL__2PRFIN20070916_150437_000000402061_00383_28994_6099.N1	16-SEP-2007 15:04:37	Bright	40.000	90	54Alp Peg	2.4870	11000.	80	28994	No

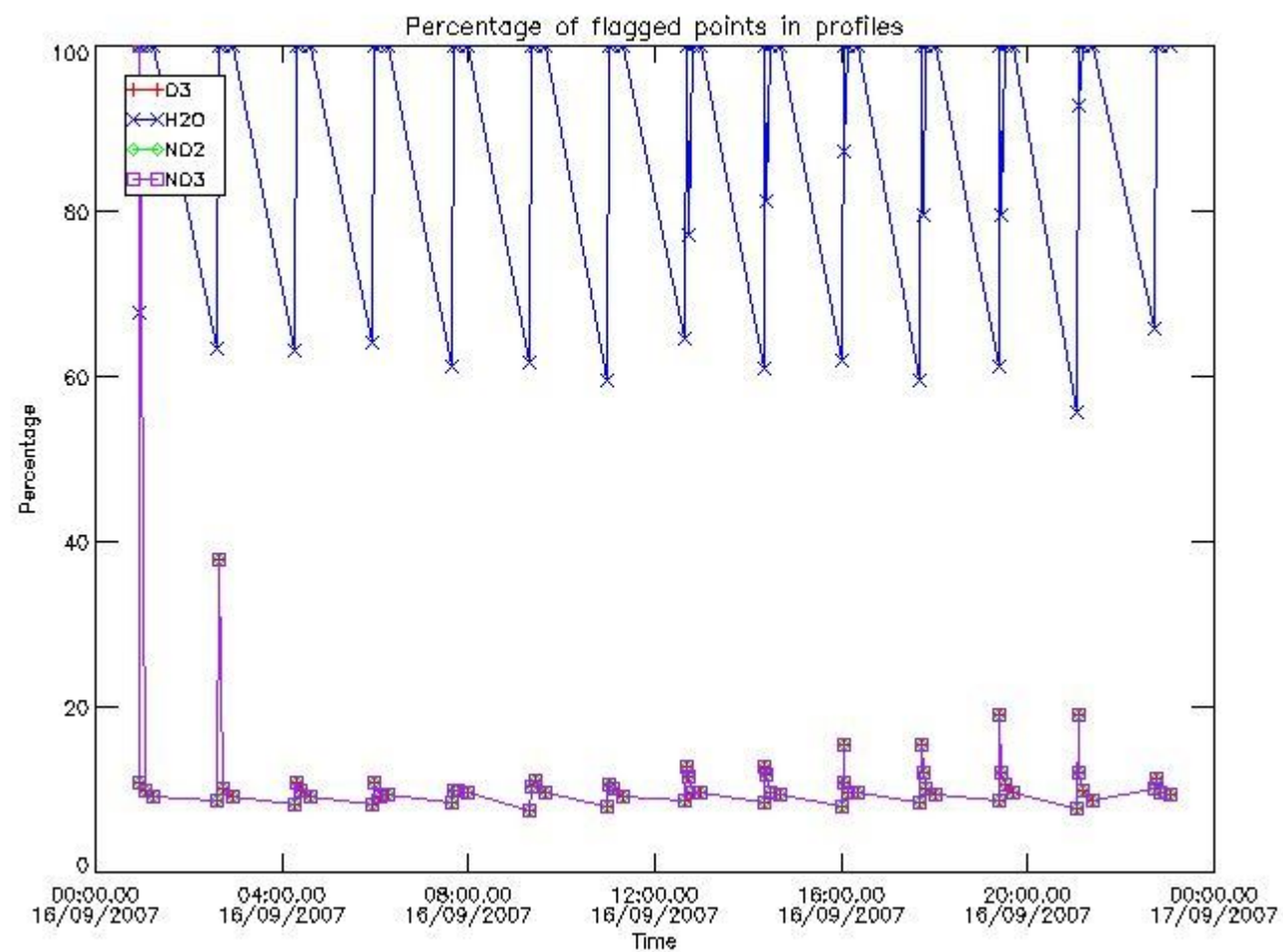
102	GOM_NL__2PRFIN20070916_150829_000000412061_00383_28994_6100.N1	16-SEP-2007 15:08:29	Bright	41.000	93	53Bet Peg	2.5200	3100.0	82	28994	No
103	GOM_NL__2PRFIN20070916_151844_000000422061_00383_28994_6101.N1	16-SEP-2007 15:18:44	Bright	42.000	74	11Bet Cas	2.2680	6600.0	84	28994	No
104	GOM_NL__2PRFIN20070916_152032_000000432061_00383_28994_6102.N1	16-SEP-2007 15:20:32	Bright	43.000	76	27Gam Cas	2.3000	30000.	86	28994	No
105	GOM_NL__2PRFIN20070916_154300_000000632061_00383_28994_6103.N1	16-SEP-2007 15:43:00	Bright	63.000	24	66Alp Gem	1.5800	10200.	126	28994	No
106	GOM_NL__2PRFIN20070916_155142_000000562061_00383_28994_6104.N1	16-SEP-2007 15:51:42	Twilight	55.500	8	10Alp CMi	0.40000	6500.0	111	28994	No
107	GOM_NL__2PRFIN20070916_160051_000000642061_00383_28994_6105.N1	16-SEP-2007 16:00:51	Dark	63.500	1	9Alp CMA	-1.4400	11000.	127	28994	No
108	GOM_NL__2PRFIN20070916_160247_000000332061_00383_28994_6106.N1	16-SEP-2007 16:02:47	Dark	33.000	47	2Bet CMA	1.9760	28000.	66	28994	No
109	GOM_NL__2PRFIN20070916_160405_000000472061_00383_28994_6107.N1	16-SEP-2007 16:04:05	Dark	47.000	117	Pi Pup	2.7060	3800.0	94	28994	No
110	GOM_NL__2PRFIN20070916_160903_000000532061_00384_28995_6116.N1	16-SEP-2007 16:09:03	Dark	53.000	108	Alp Col	2.6520	15200.	106	28995	No
111	GOM_NL__2PRFIN20070916_162105_000000542061_00384_28995_6117.N1	16-SEP-2007 16:21:05	Dark	53.500	157	The1Eri	2.9060	9300.0	107	28995	No
112	GOM_NL__2PRFIN20070916_162643_000000492061_00384_28995_6118.N1	16-SEP-2007 16:26:43	Straylight	49.000	84	Alp Phe	2.3970	4500.0	98	28995	No
113	GOM_NL__2PRFIN20070916_164513_000000392061_00384_28995_6119.N1	16-SEP-2007 16:45:13	Bright	39.000	90	54Alp Peg	2.4870	11000.	78	28995	No
114	GOM_NL__2PRFIN20070916_164905_000000392061_00384_28995_6120.N1	16-SEP-2007 16:49:05	Bright	39.000	93	53Bet Peg	2.5200	3100.0	78	28995	No
115	GOM_NL__2PRFIN20070916_165920_000000462061_00384_28995_6121.N1	16-SEP-2007 16:59:20	Bright	45.500	74	11Bet Cas	2.2680	6600.0	91	28995	No
116	GOM_NL__2PRFIN20070916_170107_000000412061_00384_28995_6122.N1	16-SEP-2007 17:01:07	Bright	41.000	76	27Gam Cas	2.3000	30000.	82	28995	No
117	GOM_NL__2PRFIN20070916_172336_000000432061_00384_28995_6123.N1	16-SEP-2007 17:23:36	Bright	42.500	24	66Alp Gem	1.5800	10200.	85	28995	No
118	GOM_NL__2PRFIN20070916_173219_000000542061_00384_28995_6124.N1	16-SEP-2007 17:32:19	Twilight	53.500	8	10Alp CMi	0.40000	6500.0	107	28995	No
119	GOM_NL__2PRFIN20070916_174128_000000612061_00384_28995_6125.N1	16-SEP-2007 17:41:28	Dark	61.000	1	9Alp CMA	-1.4400	11000.	122	28995	No
120	GOM_NL__2PRFIN20070916_174324_000000332061_00384_28995_6126.N1	16-SEP-2007 17:43:24	Dark	33.000	47	2Bet CMA	1.9760	28000.	66	28995	No
121	GOM_NL__2PRFIN20070916_174442_000000422061_00384_28995_6127.N1	16-SEP-2007 17:44:42	Dark	42.000	117	Pi Pup	2.7060	3800.0	84	28995	No
122	GOM_NL__2PRFIN20070916_174940_000000502061_00385_28996_6130.N1	16-SEP-2007 17:49:40	Dark	50.000	108	Alp Col	2.6520	15200.	100	28996	No
123	GOM_NL__2PRFIN20070916_180142_000000552061_00385_28996_6131.N1	16-SEP-2007 18:01:42	Dark	54.500	157	The1Eri	2.9060	9300.0	109	28996	No
124	GOM_NL__2PRFIN20070916_180719_000000502061_00385_28996_6132.N1	16-SEP-2007 18:07:19	Straylight	50.000	84	Alp Phe	2.3970	4500.0	100	28996	No
125	GOM_NL__2PRFIN20070916_181458_000000282061_00385_28996_6133.N1	16-SEP-2007 18:14:58	Tw_i_and_stray	28.000	52	16Bet Cet	2.0370	4500.0	56	28996	No
126	GOM_NL__2PRFIN20070916_182549_000000402061_00385_28996_6134.N1	16-SEP-2007 18:25:49	Bright	39.500	90	54Alp Peg	2.4870	11000.	79	28996	No
127	GOM_NL__2PRFIN20070916_182941_000000392061_00385_28996_6135.N1	16-SEP-2007 18:29:41	Bright	38.500	93	53Bet Peg	2.5200	3100.0	77	28996	No
128	GOM_NL__2PRFIN20070916_183143_000000272061_00385_28996_6136.N1	16-SEP-2007 18:31:43	Tw_i_and_stray	27.000	58	21Alp And	2.0730	11000.	54	28996	No
129	GOM_NL__2PRFIN20070916_183955_000000412061_00385_28996_6137.N1	16-SEP-2007 18:39:55	Bright	41.000	74	11Bet Cas	2.2680	6600.0	82	28996	No
130	GOM_NL__2PRFIN20070916_184143_000000432061_00385_28996_6138.N1	16-SEP-2007 18:41:43	Bright	42.500	76	27Gam Cas	2.3000	30000.	85	28996	No
131	GOM_NL__2PRFIN20070916_190412_000000422061_00385_28996_6139.N1	16-SEP-2007 19:04:12	Bright	42.000	24	66Alp Gem	1.5800	10200.	84	28996	No
132	GOM_NL__2PRFIN20070916_191255_000000562061_00385_28996_6140.N1	16-SEP-2007 19:12:55	Twilight	56.000	8	10Alp CMi	0.40000	6500.0	112	28996	No
133	GOM_NL__2PRFIN20070916_192205_000000592061_00385_28996_6141.N1	16-SEP-2007 19:22:05	Dark	58.500	1	9Alp CMA	-1.4400	11000.	117	28996	No
134	GOM_NL__2PRFIN20070916_192401_000000272061_00385_28996_6142.N1	16-SEP-2007 19:24:01	Dark	27.000	47	2Bet CMA	1.9760	28000.	54	28996	No
135	GOM_NL__2PRFIN20070916_192519_000000422061_00385_28996_6143.N1	16-SEP-2007 19:25:19	Dark	42.000	117	Pi Pup	2.7060	3800.0	84	28996	No
136	GOM_NL__2PRFIN20070916_193018_000000532061_00386_28997_6143.N1	16-SEP-2007 19:30:18	Dark	53.000	108	Alp Col	2.6520	15200.	106	28997	No
137	GOM_NL__2PRFIN20070916_194219_000000532061_00386_28997_6144.N1	16-SEP-2007 19:42:19	Dark	53.000	157	The1Eri	2.9060	9300.0	106	28997	No
138	GOM_NL__2PRFIN20070916_194756_000000442061_00386_28997_6145.N1	16-SEP-2007 19:47:56	Straylight	44.000	84	Alp Phe	2.3970	4500.0	88	28997	No
139	GOM_NL__2PRFIN20070916_195534_000000282061_00386_28997_6146.N1	16-SEP-2007 19:55:34	Tw_i_and_stray	28.000	52	16Bet Cet	2.0370	4500.0	56	28997	No
140	GOM_NL__2PRFIN20070916_200624_000000402061_00386_28997_6147.N1	16-SEP-2007 20:06:24	Bright	39.500	90	54Alp Peg	2.4870	11000.	79	28997	No
141	GOM_NL__2PRFIN20070916_201016_000000412061_00386_28997_6148.N1	16-SEP-2007 20:10:16	Bright	41.000	93	53Bet Peg	2.5200	3100.0	82	28997	No
142	GOM_NL__2PRFIN20070916_201219_000000272061_00386_28997_6149.N1	16-SEP-2007 20:12:19	Tw_i_and_stray	27.000	58	21Alp And	2.0730	11000.	54	28997	No
143	GOM_NL__2PRFIN20070916_202031_000000422061_00386_28997_6150.N1	16-SEP-2007 20:20:31	Bright	41.500	74	11Bet Cas	2.2680	6600.0	83	28997	No
144	GOM_NL__2PRFIN20070916_202218_000000432061_00386_28997_6151.N1	16-SEP-2007 20:22:18	Bright	43.000	76	27Gam Cas	2.3000	30000.	86	28997	No
145	GOM_NL__2PRFIN20070916_204448_000000522061_00386_28997_6152.N1	16-SEP-2007 20:44:48	Bright	51.500	24	66Alp Gem	1.5800	10200.	103	28997	No
146	GOM_NL__2PRFIN20070916_205332_000000612061_00386_28997_6153.N1	16-SEP-2007 20:53:32	Twilight	61.000	8	10Alp CMi	0.40000	6500.0	122	28997	No
147	GOM_NL__2PRFIN20070916_210242_000000662061_00386_28997_6154.N1	16-SEP-2007 21:02:42	Dark	66.000	1	9Alp CMA	-1.4400	11000.	132	28997	No
148	GOM_NL__2PRFIN20070916_210438_000000272061_00386_28997_6155.N1	16-SEP-2007 21:04:38	Dark	27.000	47	2Bet CMA	1.9760	28000.	54	28997	No
149	GOM_NL__2PRFIN20070916_210555_000000432061_00386_28997_6156.N1	16-SEP-2007 21:05:55	Dark	42.500	117	Pi Pup	2.7060	3800.0	85	28997	No
150	GOM_NL__2PRFIN20070916_211055_000000522061_00387_28998_6179.N1	16-SEP-2007 21:10:55	Dark	52.000	108	Alp Col	2.6520	15200.	104	28998	No
151	GOM_NL__2PRFIN20070916_212256_000000582061_00387_28998_6180.N1	16-SEP-2007 21:22:56	Dark	58.000	157	The1Eri	2.9060	9300.0	116	28998	No
152	GOM_NL__2PRFIN20070916_212832_000000462061_00387_28998_6181.N1	16-SEP-2007 21:28:32	Straylight	46.000	84	Alp Phe	2.3970	4500.0	92	28998	No
153	GOM_NL__2PRFIN20070916_213610_000000342061_00387_28998_6182.N1	16-SEP-2007 21:36:10	Tw_i_and_stray	34.000	52	16Bet Cet	2.0370	4500.0	68	28998	No
154	GOM_NL__2PRFIN20070916_214700_000000402061_00387_28998_6183.N1	16-SEP-2007 21:47:00	Bright	40.000	90	54Alp Peg	2.4870	11000.	80	28998	No
155	GOM_NL__2PRFIN20070916_215052_000000412061_00387_28998_6184.N1	16-SEP-2007 21:50:52	Bright	40.500	93	53Bet Peg	2.5200	3100.0	81	28998	No
156	GOM_NL__2PRFIN20070916_215254_000000332061_00387_28998_6185.N1	16-SEP-2007 21:52:54	Tw_i_and_stray	33.000	58	21Alp And	2.0730	11000.	66	28998	No
157	GOM_NL__2PRFIN20070916_220106_000000402061_00387_28998_6186.N1	16-SEP-2007 22:01:06	Bright	39.500	74	11Bet Cas	2.2680	6600.0	79	28998	No
158	GOM_NL__2PRFIN20070916_220253_000000422061_00387_28998_6187.N1	16-SEP-2007 22:02:53	Bright	41.500	76	27Gam Cas	2.3000	30000.	83	28998	No
159	GOM_NL__2PRFIN20070916_222524_000000442061_00387_28998_6188.N1	16-SEP-2007 22:25:24	Bright	44.000	24	66Alp Gem	1.5800	10200.	88	28998	No
160	GOM_NL__2PRFIN20070916_223408_000000612061_00387_28998_6189.N1	16-SEP-2007 22:34:08	Twilight	60.500	8	10Alp CMi	0.40000	6500.0	121	28998	No

161	GOM_NL__2PRFIN20070916_224319_000000612061_00387_28998_6190.N1	16-SEP-2007 22:43:19	Dark	60.500	1	9Alp CMa	-1.4400	11000.	121	28998	No
162	GOM_NL__2PRFIN20070916_224530_000000452061_00387_28998_6191.N1	16-SEP-2007 22:45:30	Dark	45.000	23	21Eps CMa	1.5020	26000.	90	28998	No
163	GOM_NL__2PRFIN20070916_225132_000000532061_00388_28999_6194.N1	16-SEP-2007 22:51:32	Dark	53.000	108	Alp Col	2.6520	15200.	106	28999	No
164	GOM_NL__2PRFIN20070916_230333_000000542061_00388_28999_6195.N1	16-SEP-2007 23:03:33	Dark	54.000	157	The1Eri	2.9060	9300.0	108	28999	No
165	GOM_NL__2PRFIN20070916_230908_000000472061_00388_28999_6196.N1	16-SEP-2007 23:09:08	Straylight	46.500	84	Alp Phe	2.3970	4500.0	93	28999	No
166	GOM_NL__2PRFIN20070916_231646_000000342061_00388_28999_6197.N1	16-SEP-2007 23:16:46	Twilight_stray	34.000	52	16Bet Cet	2.0370	4500.0	68	28999	No
167	GOM_NL__2PRFIN20070916_232736_000000572061_00388_28999_6198.N1	16-SEP-2007 23:27:36	Bright	57.000	90	54Alp Peg	2.4870	11000.	114	28999	No
168	GOM_NL__2PRFIN20070916_233127_000000432061_00388_28999_6199.N1	16-SEP-2007 23:31:27	Bright	42.500	93	53Bet Peg	2.5200	3100.0	85	28999	No
169	GOM_NL__2PRFIN20070916_233329_000000332061_00388_28999_6200.N1	16-SEP-2007 23:33:29	Twilight_stray	33.000	58	21Alp And	2.0730	11000.	66	28999	No
170	GOM_NL__2PRFIN20070916_234142_000000412061_00388_28999_6201.N1	16-SEP-2007 23:41:42	Bright	40.500	74	11Bet Cas	2.2680	6600.0	81	28999	No
171	GOM_NL__2PRFIN20070916_234328_000000422061_00388_28999_6202.N1	16-SEP-2007 23:43:28	Bright	42.000	76	27Gam Cas	2.3000	30000.	84	28999	No

3. Quality information per product

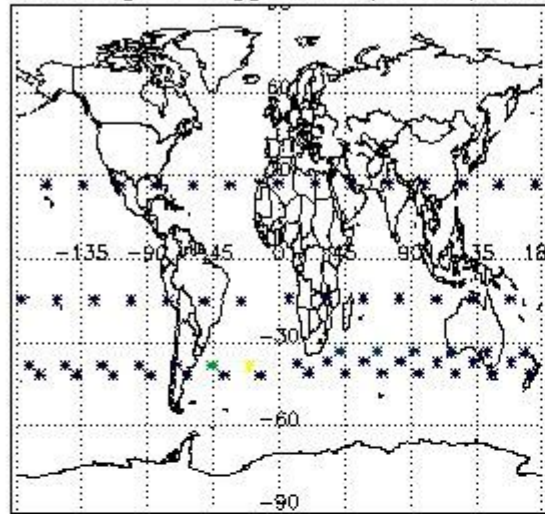
In this section it is plotted some information contained in the Quality Summary data set of the level 2 products. Only products in dark limb conditions and without errors (error flag in the MPH set to "0") are used.

3.1 Plot quality information per product (time dependant)

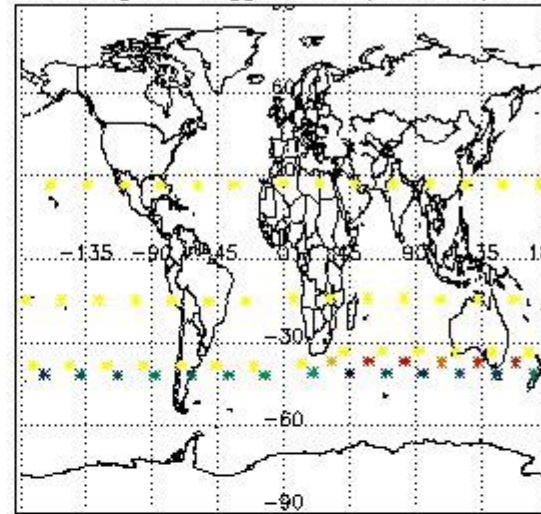


3.2 Plot quality information per product (world map)

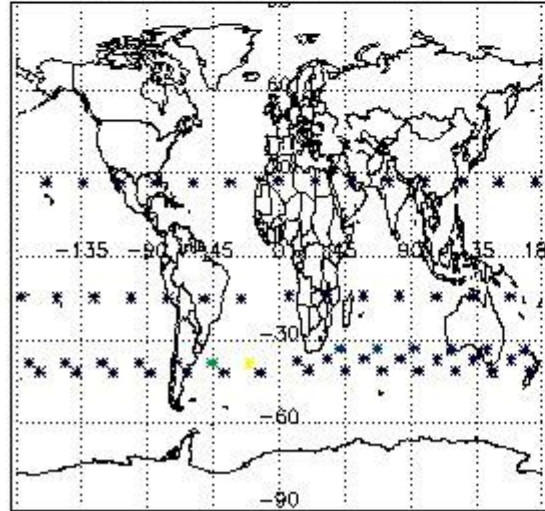
Percentage of flagged data per O3 profile



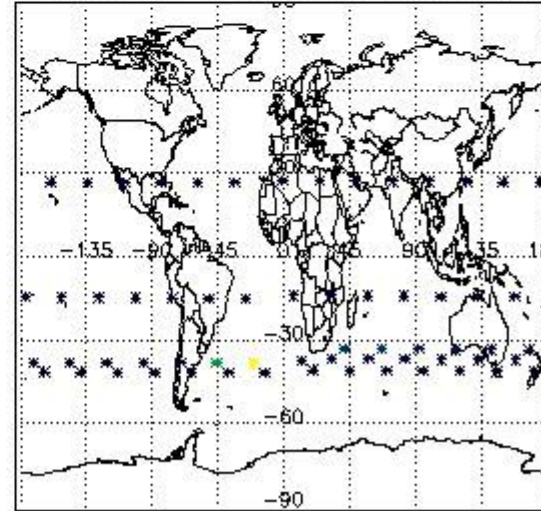
Percentage of flagged data per H2O profile



Percentage of flagged data per NO2 profile



Percentage of flagged data per NO3 profile

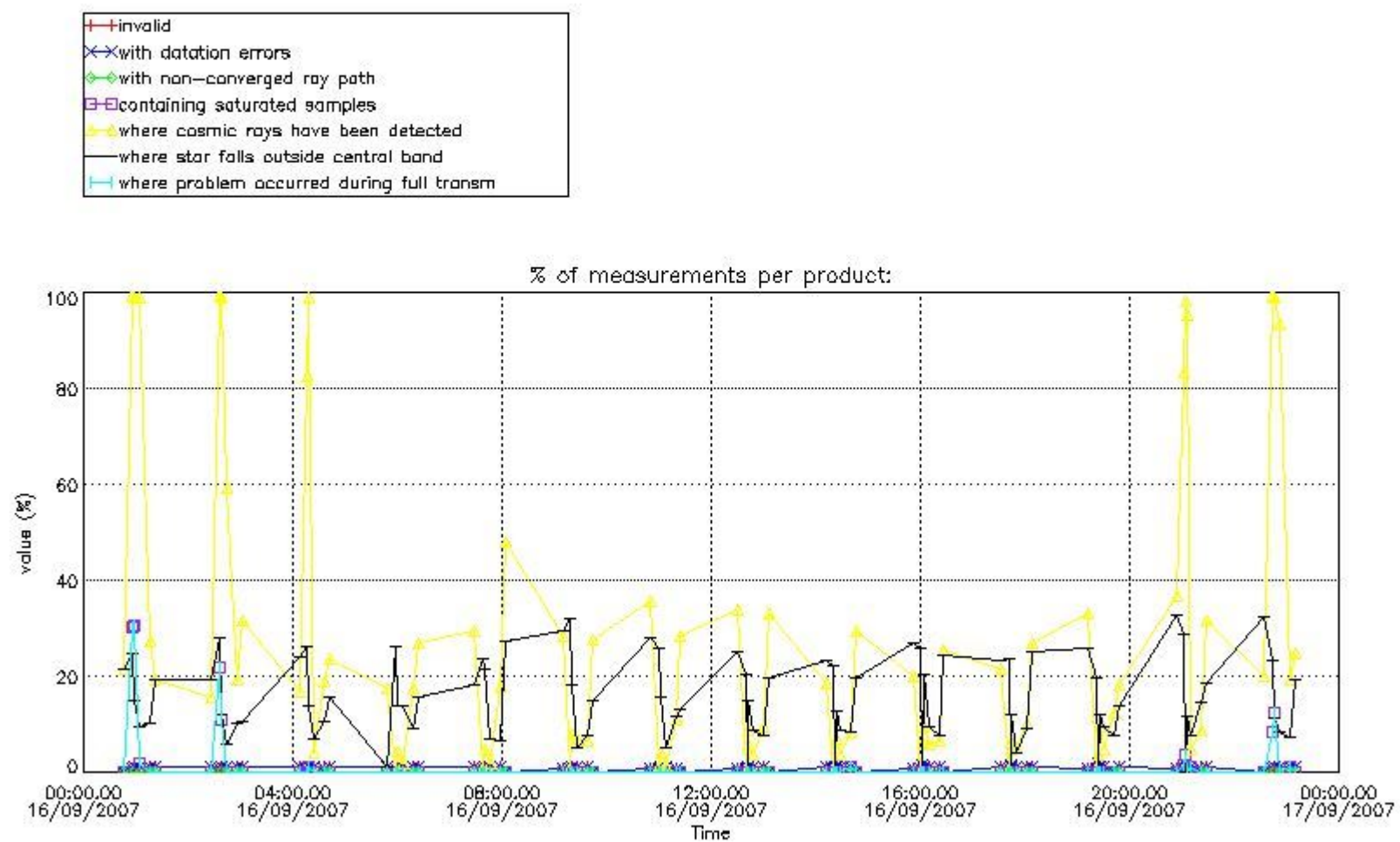


4. Level 1 quality information per product

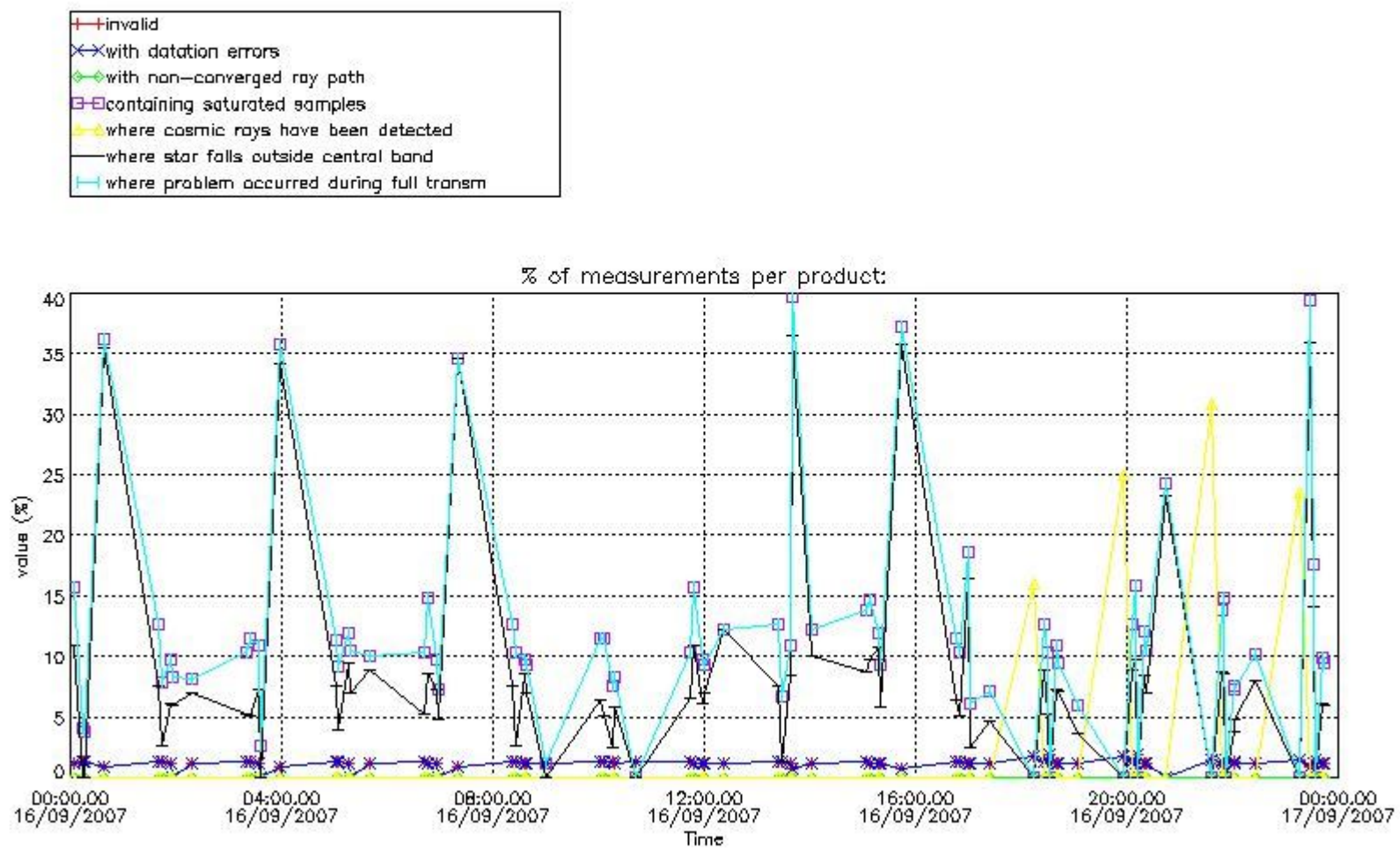
In this section it is plotted some information contained in the Quality Summary data set of the level 2 products that comes from the level 1b processing. Products without errors (error flag in the MPH set to "0") are used.

4.1 Plot quality information per product (time dependant) coming from level 1b processing

4.1.1 Plot level 1 quality information per product (time dependant): ENVISAT ASCENDING passes



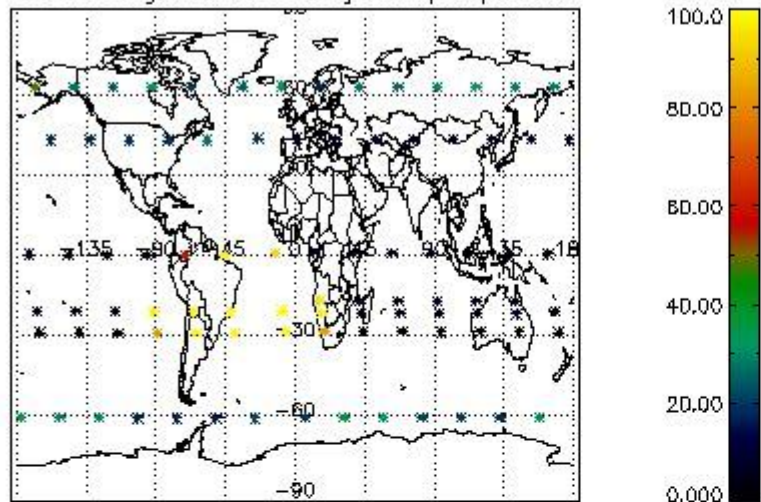
4.1.2 Plot level 1 quality information per product (time dependant): ENVI SAT DESCENDING passes



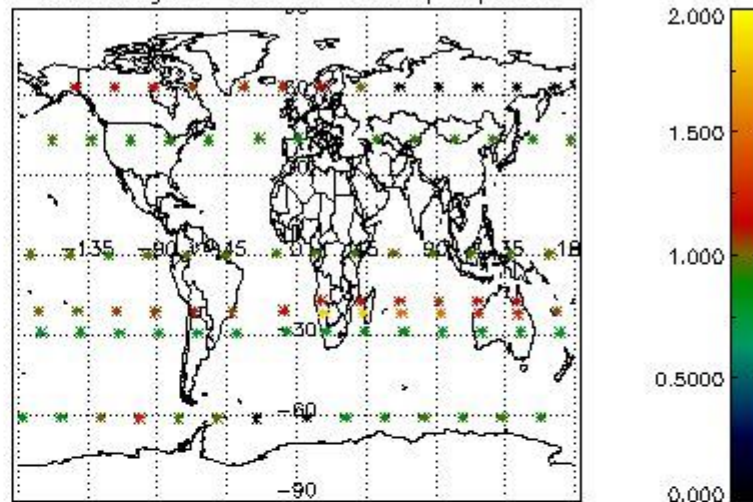
4.2 Plot quality information per product coming from level 1b processing (world map)

4.2.1 Plot level 1 quality information per product (world map): ENVISAT ASCENDING passes

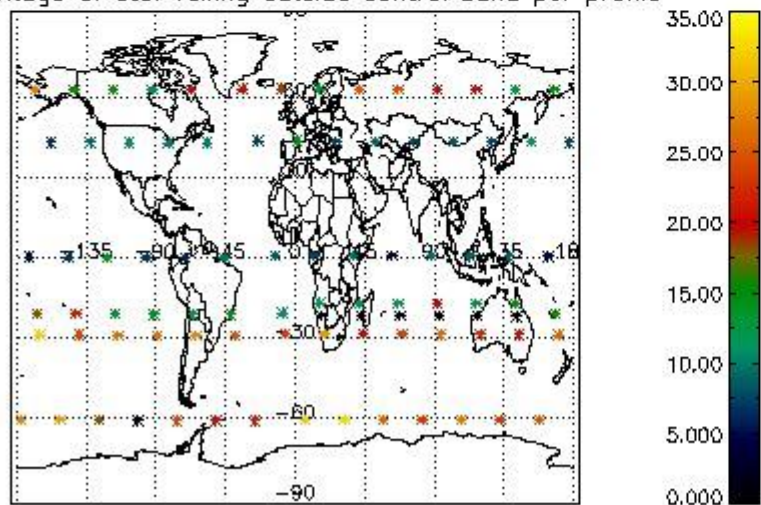
Percentage of cosmic ray hits per profile



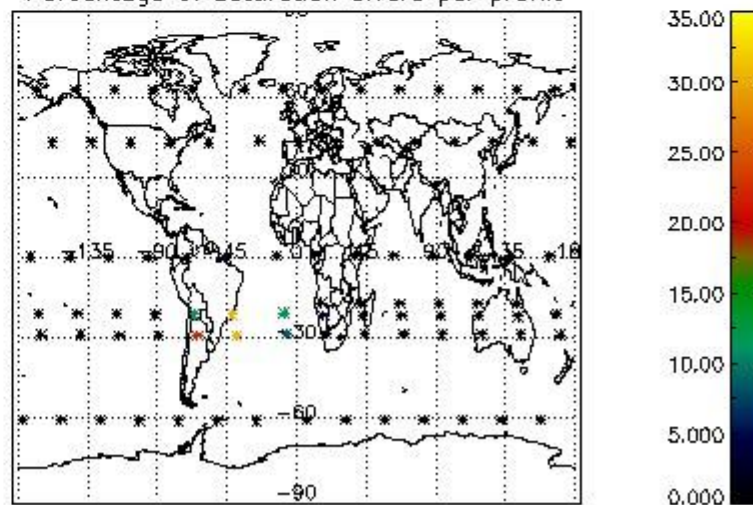
Percentage of datation errors per profile



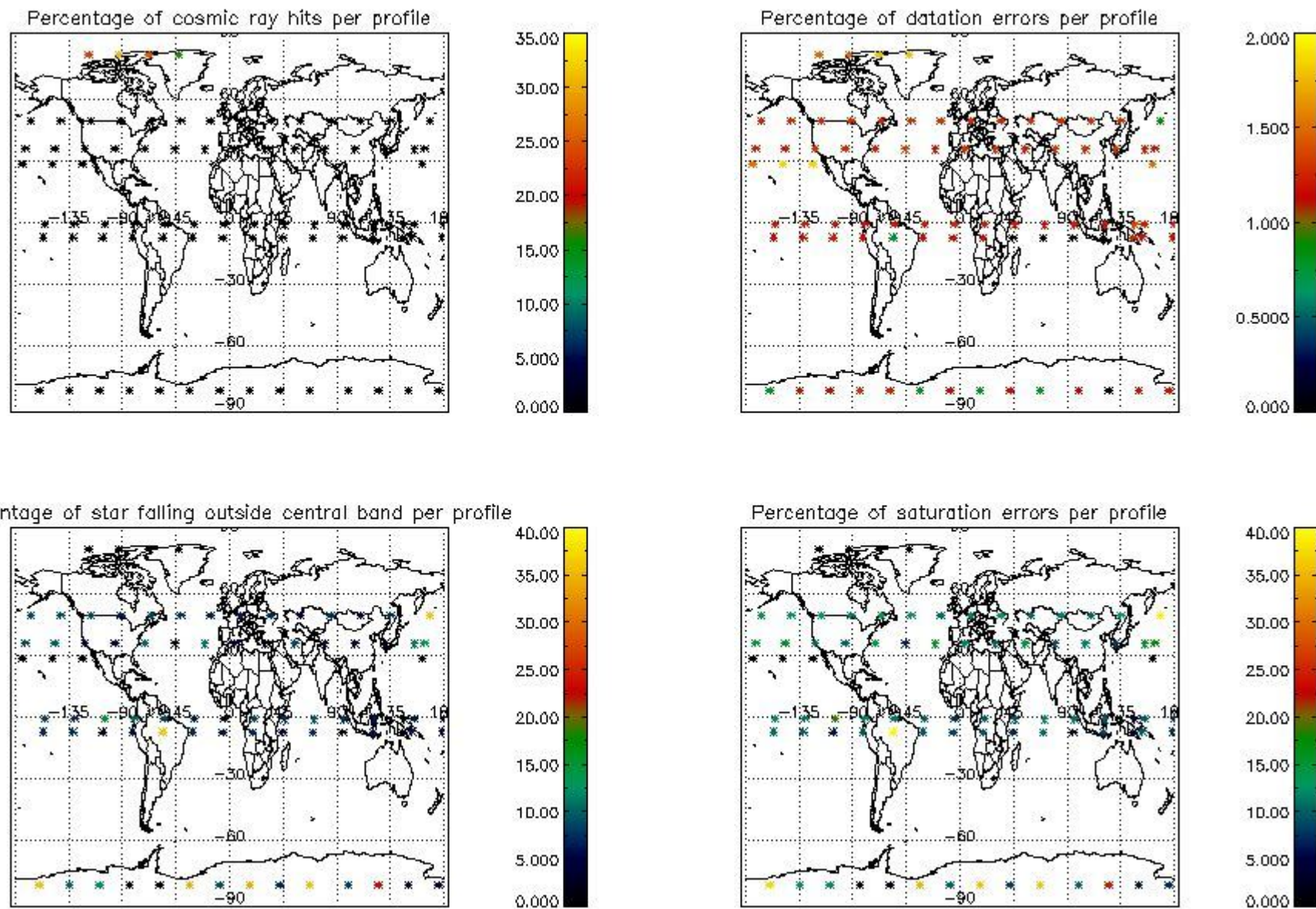
Percentage of star falling outside central band per profile



Percentage of saturation errors per profile



4.2.2 Plot level 1 quality information per product (world map): ENVISAT DESCENDING passes



5. Trace gas profiles

5.1 Ozone statistics based on quality of products

The final quality of the products can be "measured" using the STD (Standard Deviation) attached to every point profile. This information is written to the parameter GOM_NL__2P/NL_LOCAL_SPECIES_DENSITY/o3_std of the level 2 products. The table below shows the statistics for given STD ranges.

The statistics are given with respect to the overall valid production:

- Products without fatal errors: GOM_NL__2P/MPH/PRODUCT_ERR=0
- Valid point profile: GOM_NL__2P/NL_LOCAL_SPECIES_DENSITY/pcd(0)=0

The 'Criteria' is applied to valid points of dark limb products:

- Products in dark limb illumination condition: GOM_NL__2P/NL_SUMMARY_QUALITY/obs_ill_cond=0
- Products without fatal errors: GOM_NL__2P/MPH/PRODUCT_ERR=0
- Valid point profile: GOM_NL__2P/NL_LOCAL_SPECIES_DENSITY/pcd(0)=0

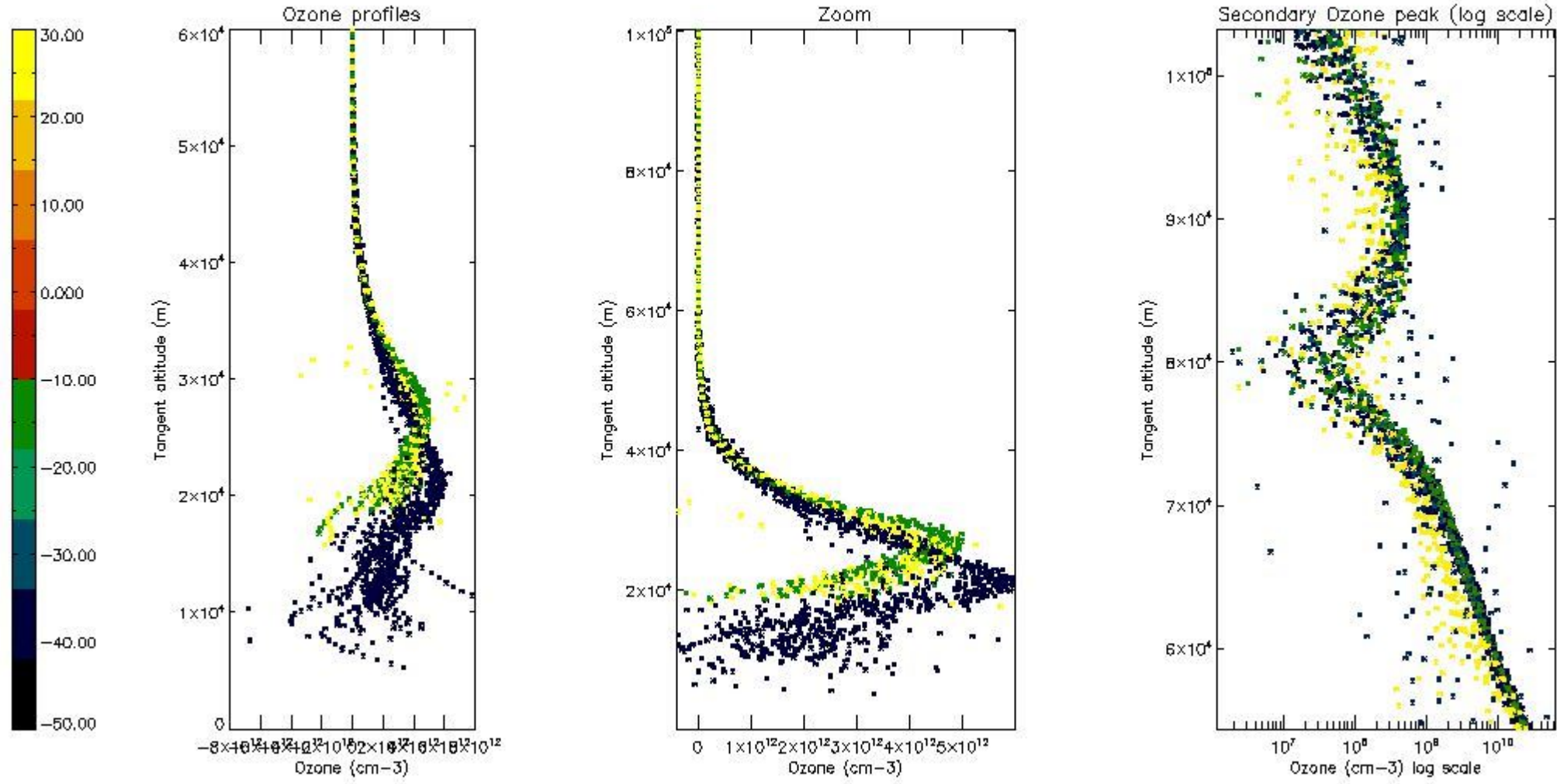
So, the table below shows the percentage of dark limb and valid observations for each criteria with respect to the overall valid daily observations.

Criteria	% of total production
All STD	41
STD < 20	25

STD < 10	20
STD < 5	14

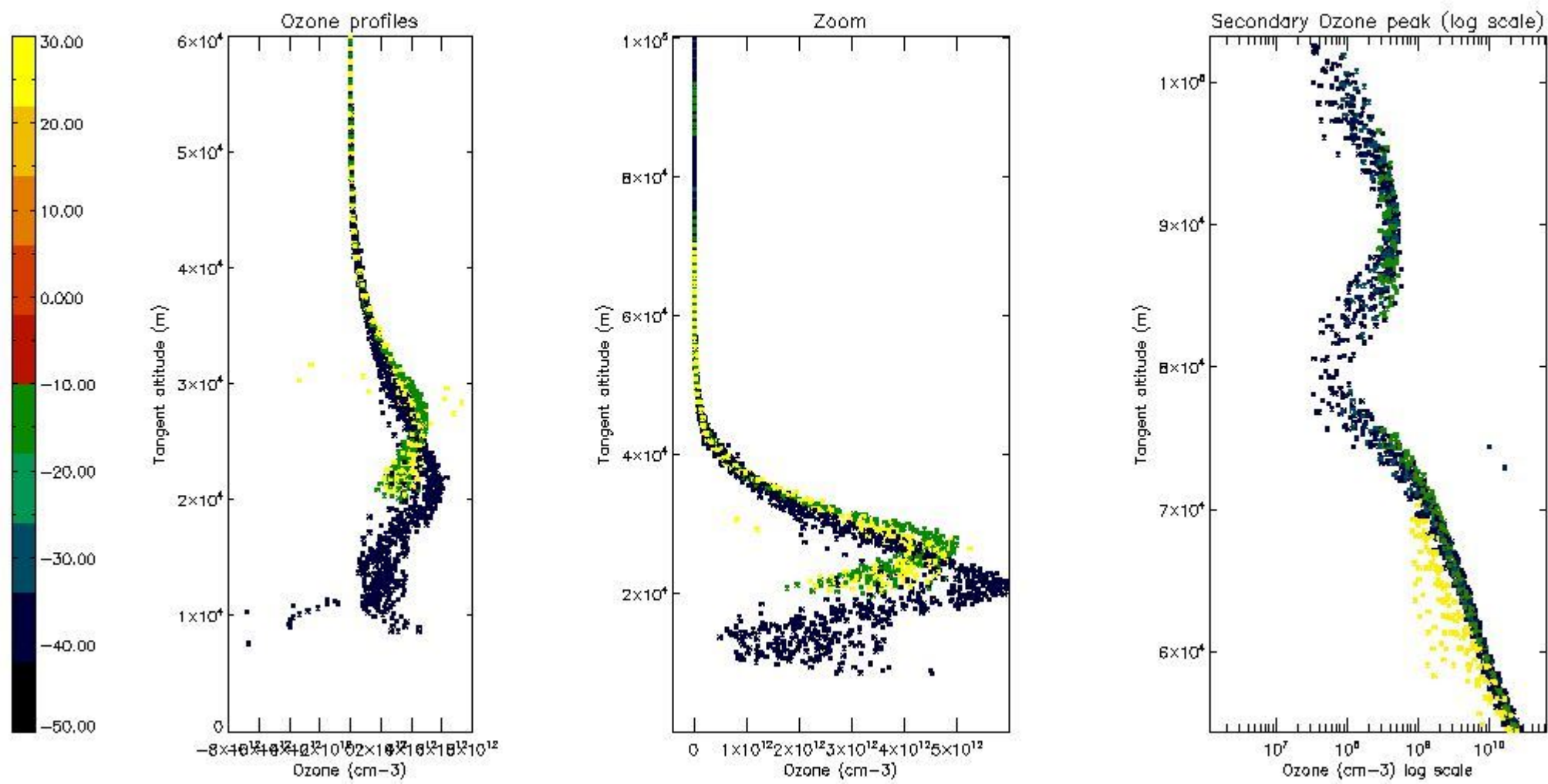
5.2 Plot ozone profiles for all STD (dark without errors)

The colorbar represents the latitude.



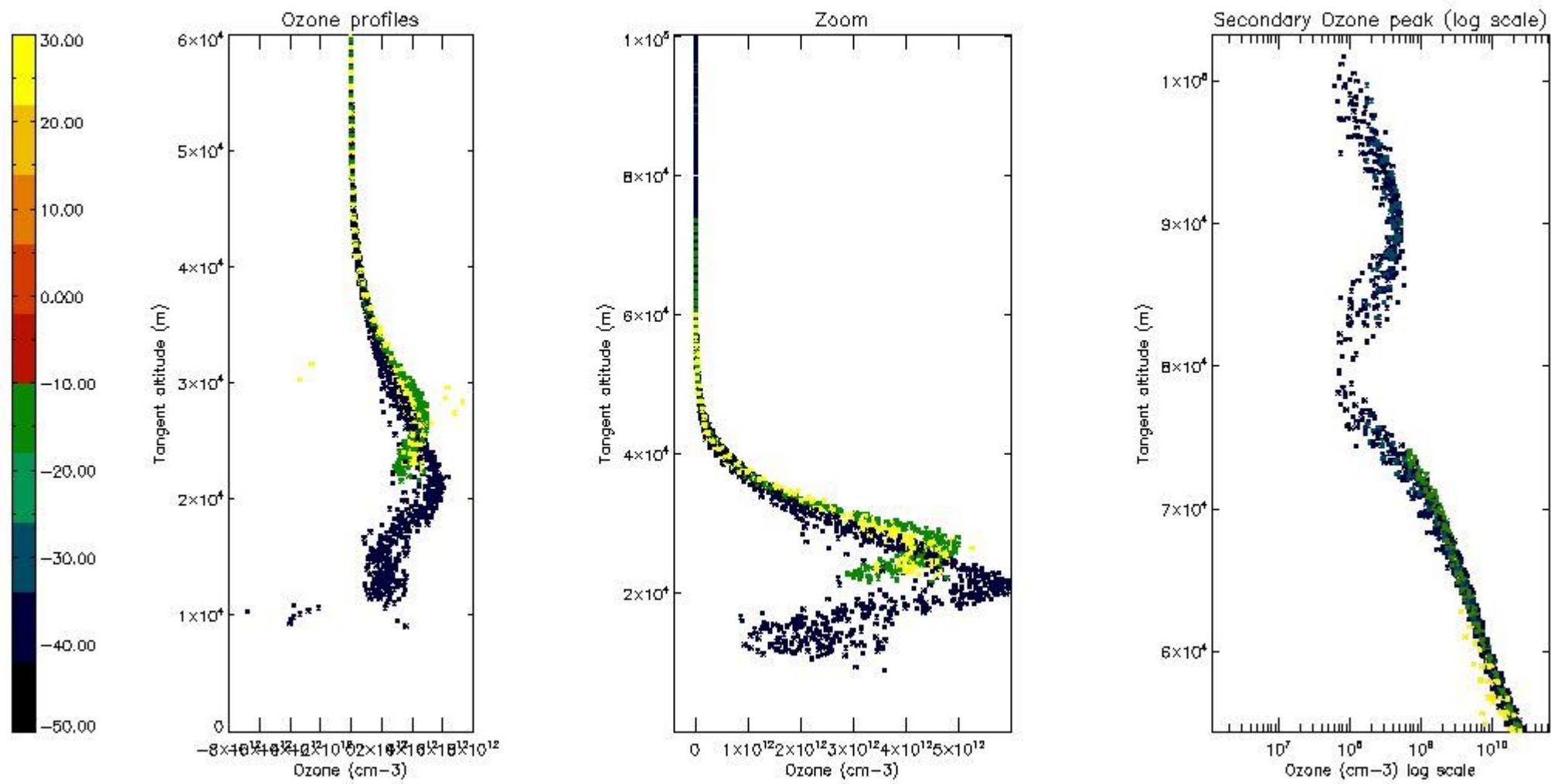
5.3 Plot ozone profiles where STD < 20% (dark without errors)

The colorbar represents the latitude.



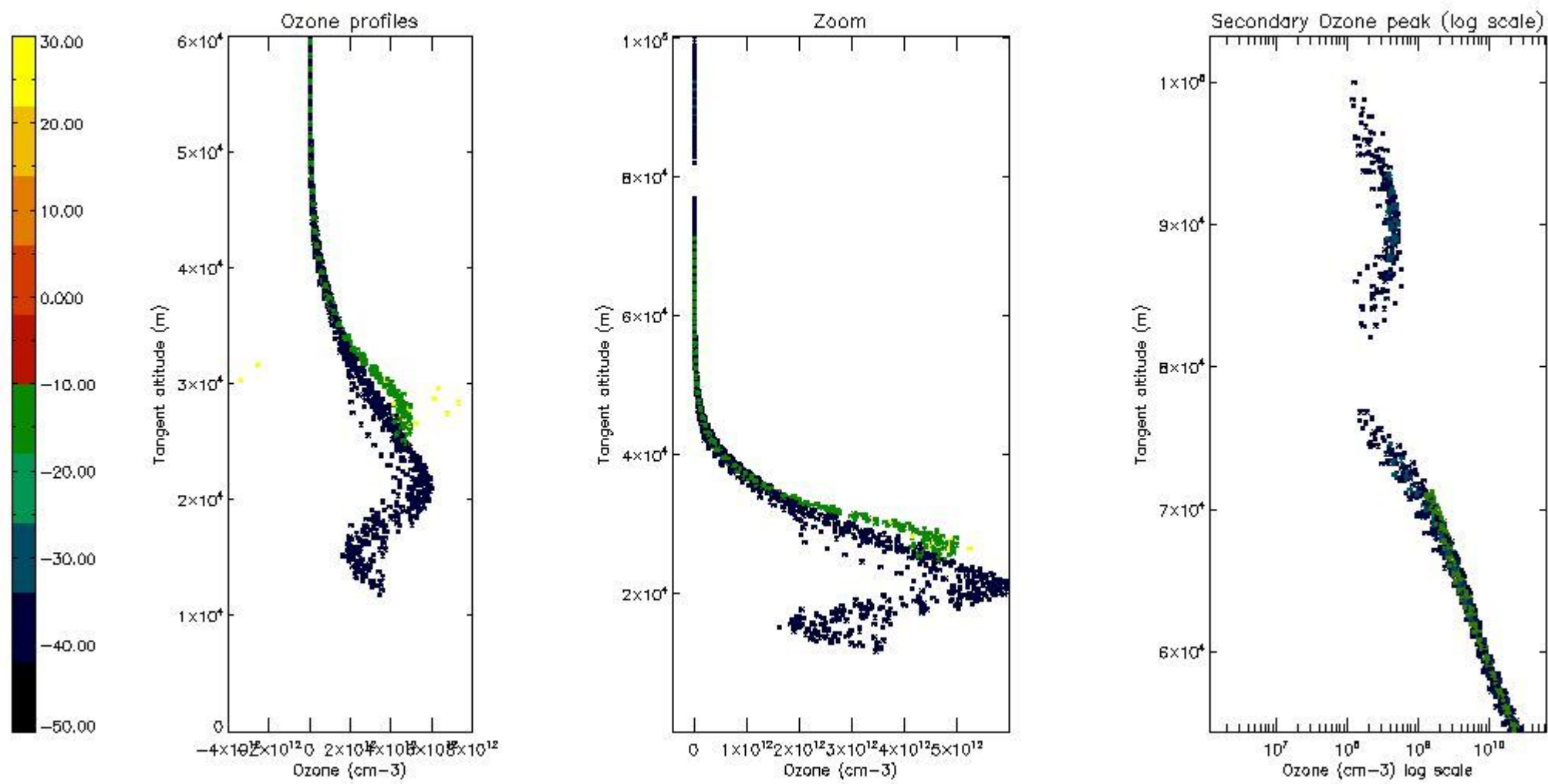
5.4 Plot ozone profiles where STD < 10% (dark without errors)

The colorbar represents the latitude.



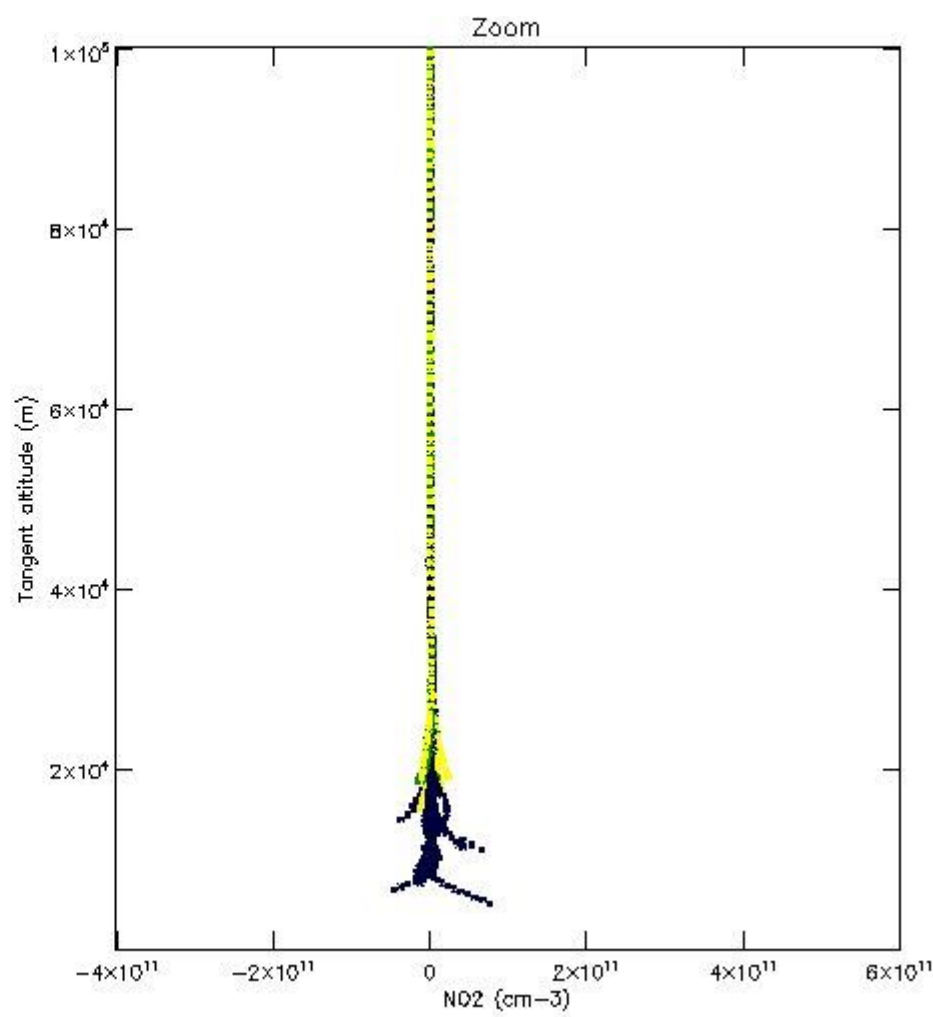
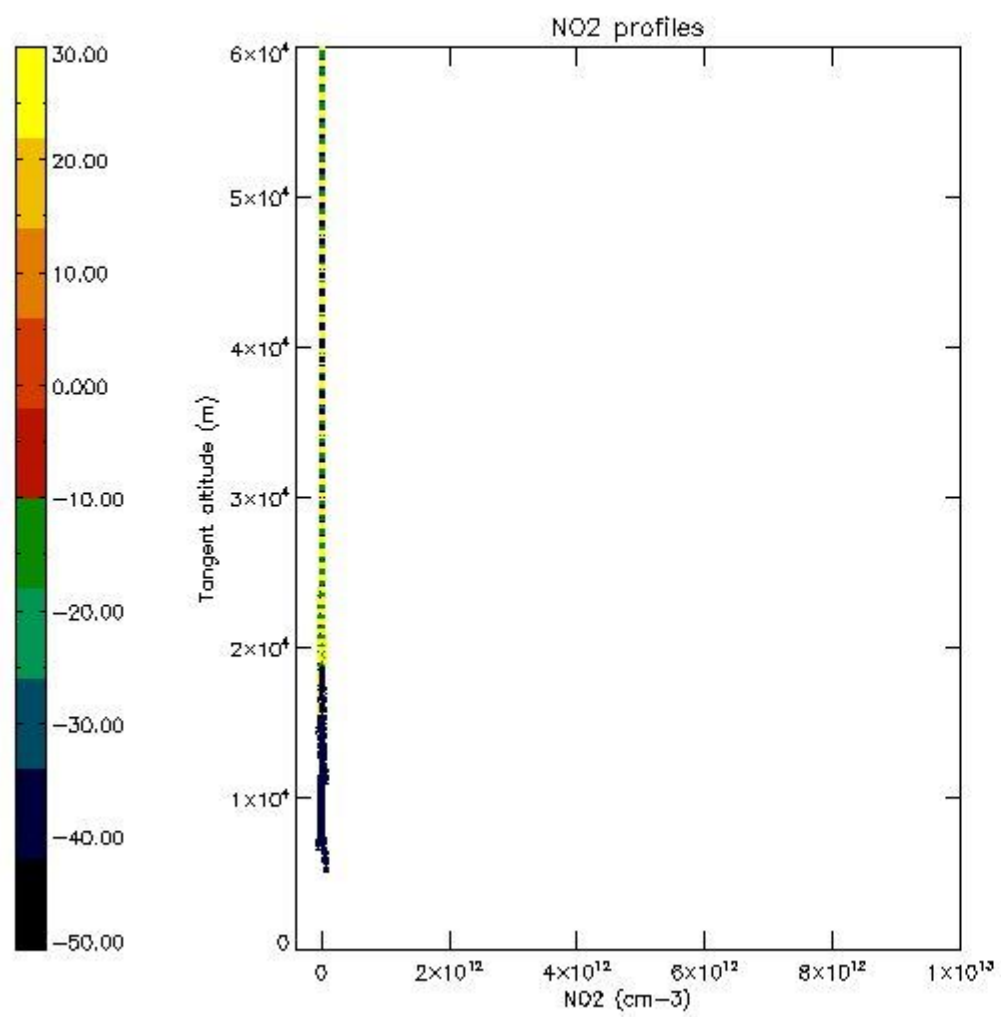
5.5 Plot ozone profiles where $STD < 5\%$ (dark without errors)

The colorbar represents the latitude.



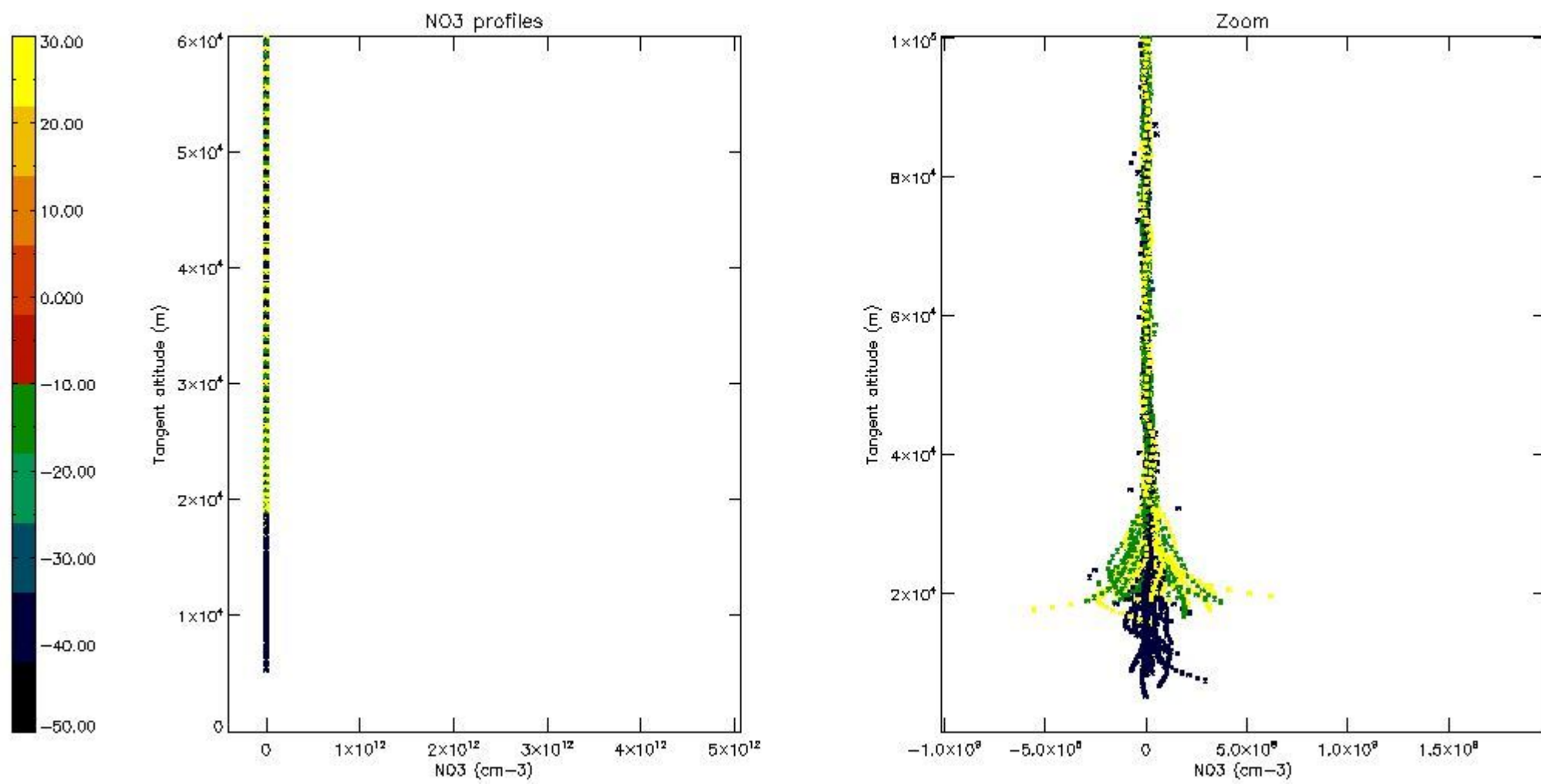
5.6 Plot NO₂ profiles for all STD (dark without errors)

The colorbar represents the latitude.



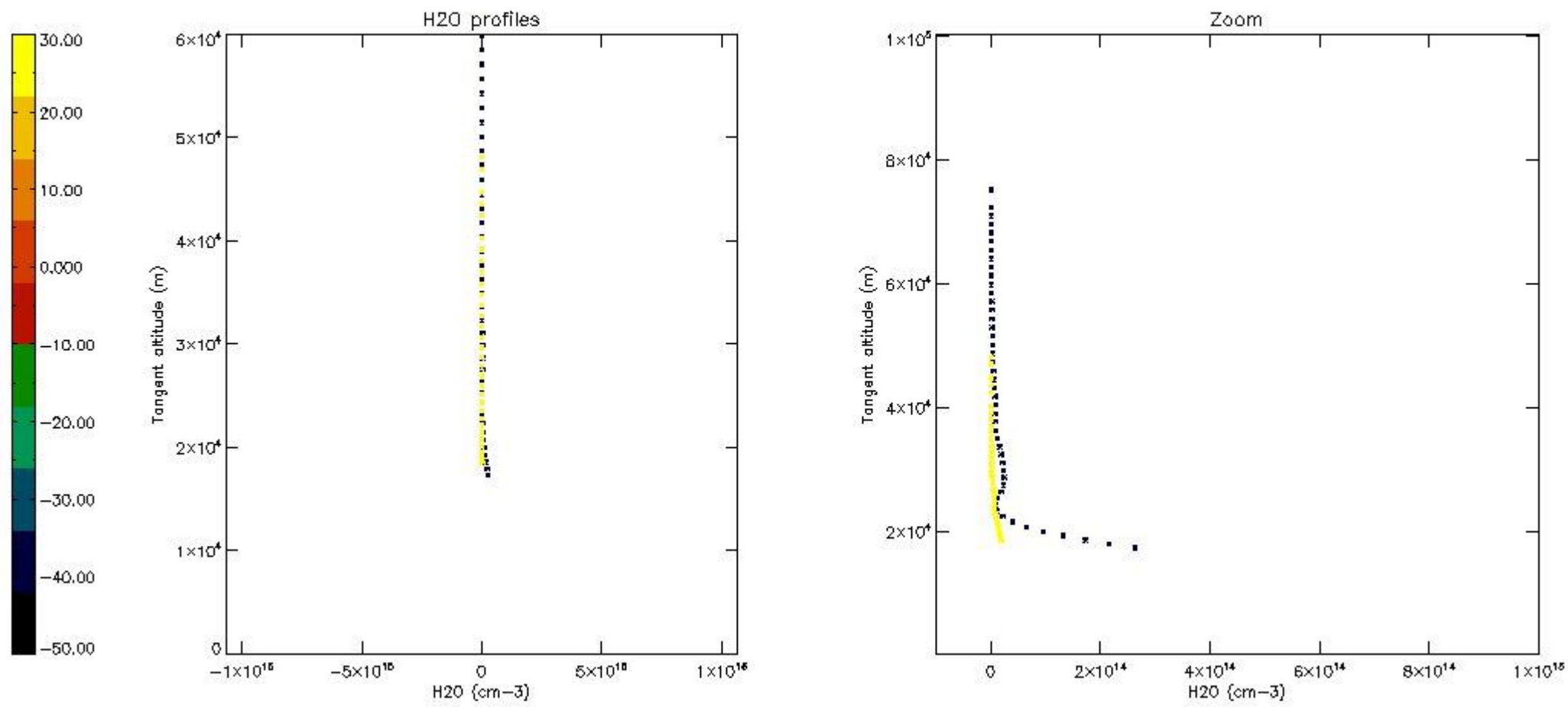
5.7 Plot NO3 profiles for all STD (dark without errors)

The colorbar represents the latitude.



5.8 Plot H₂O profiles for all STD (only for occultations of stars 1,2,3,4,13,14,16,26,63 dark without errors)

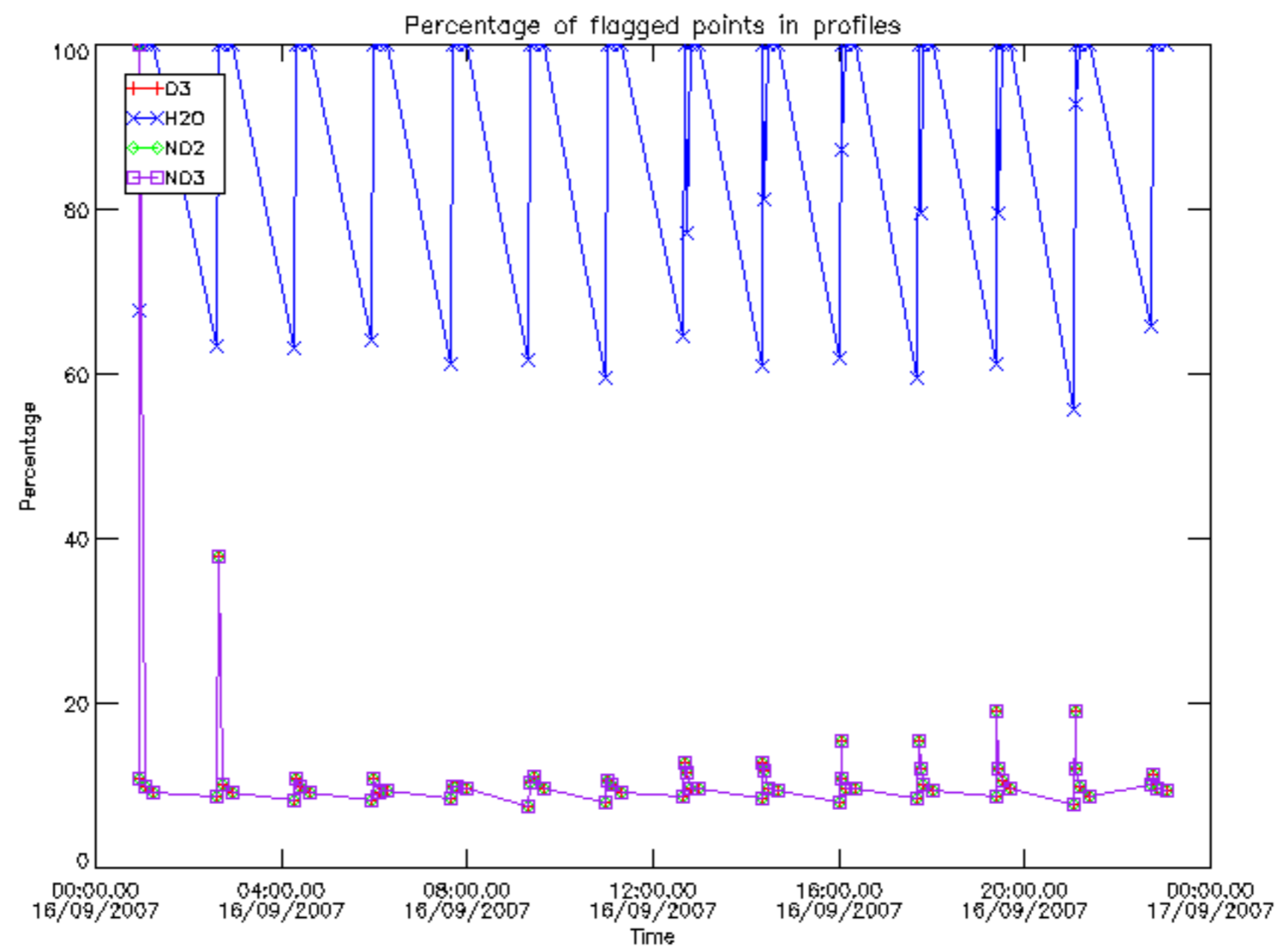
The colorbar represents the latitude.



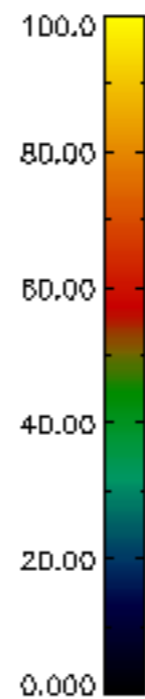
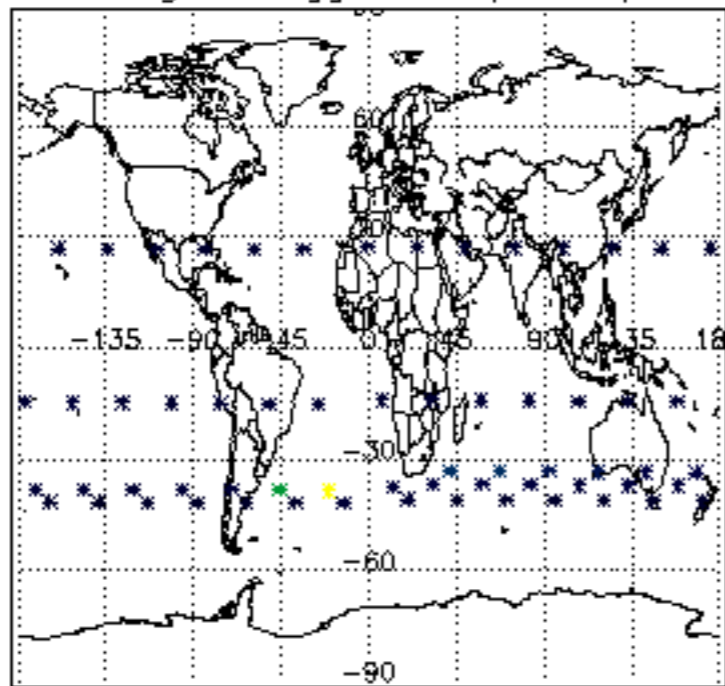
6. Auxiliary Data Files used for the production reported in section 2

The number reported in the third column indicates since which file (see list in section 2) the corresponding auxiliary file has been used. The fourth column is the date of those product files.

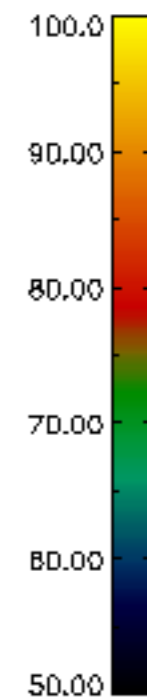
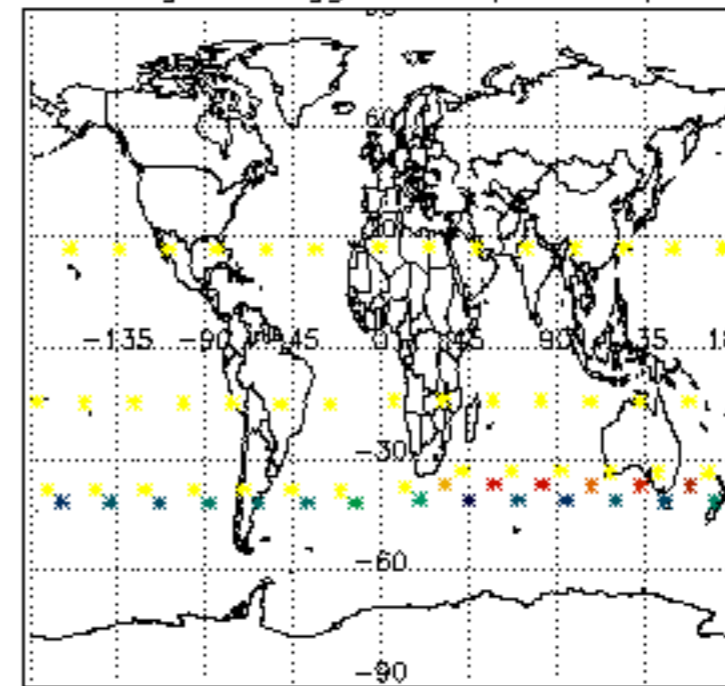
Type	Auxiliary Filename	Used since product	Used since product date
INST_PHYS_CHARACTERISTICS	GOM_INS_AXVIEC20091111_143220_20030716_120000_20500101_000000	1	16-SEP-2007 00:03:08
LEVEL-2_PROC_CONFIG	GOM_PR2_AXVIEC20091111_152718_20020301_000000_20500101_000000	1	16-SEP-2007 00:03:08
CROSS_SECTIONS_FILE	GOM_CRS_AXVIEC20091111_154832_20020301_000000_20500101_000000	1	16-SEP-2007 00:03:08



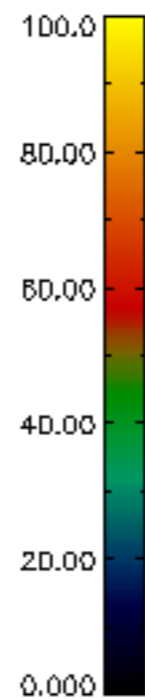
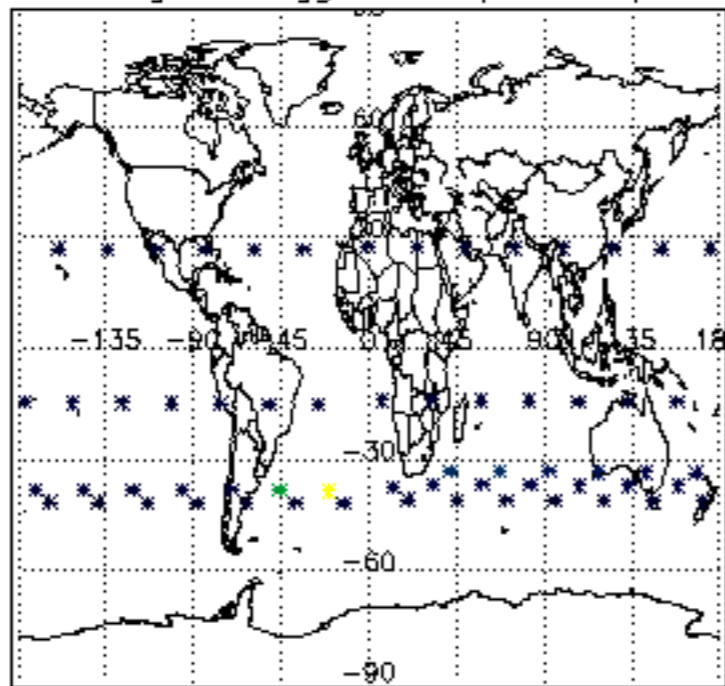
Percentage of flagged data per D3 profile



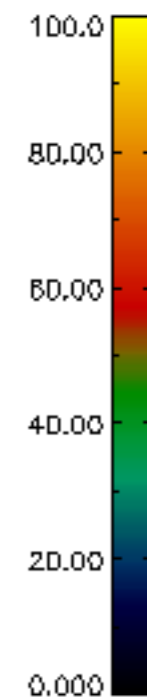
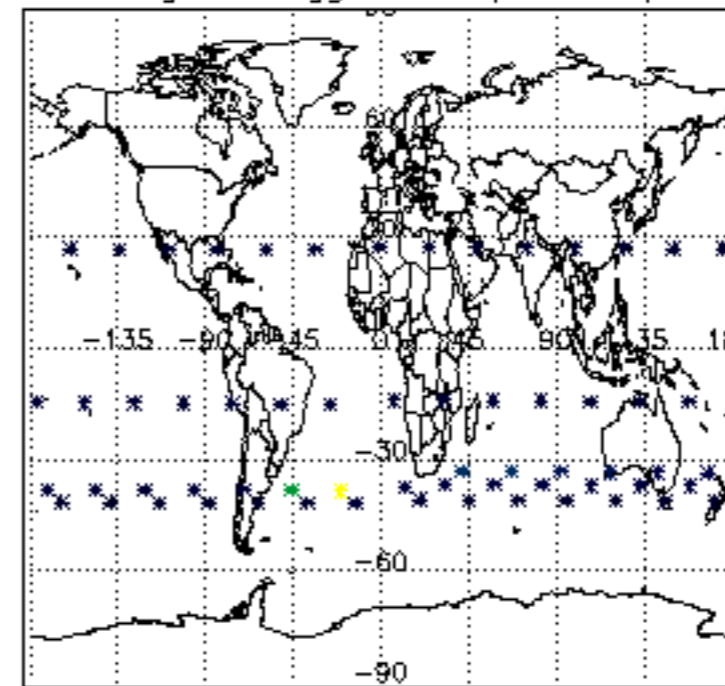
Percentage of flagged data per H2O profile

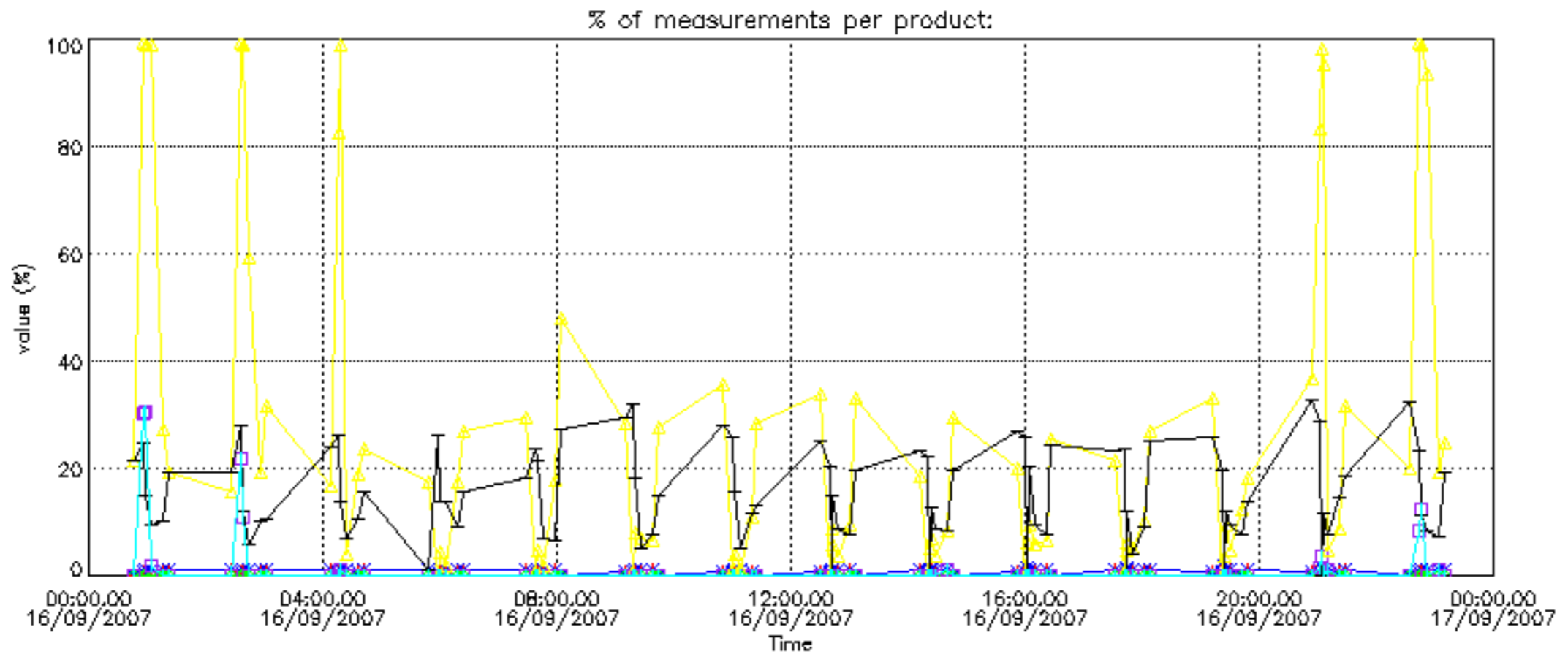


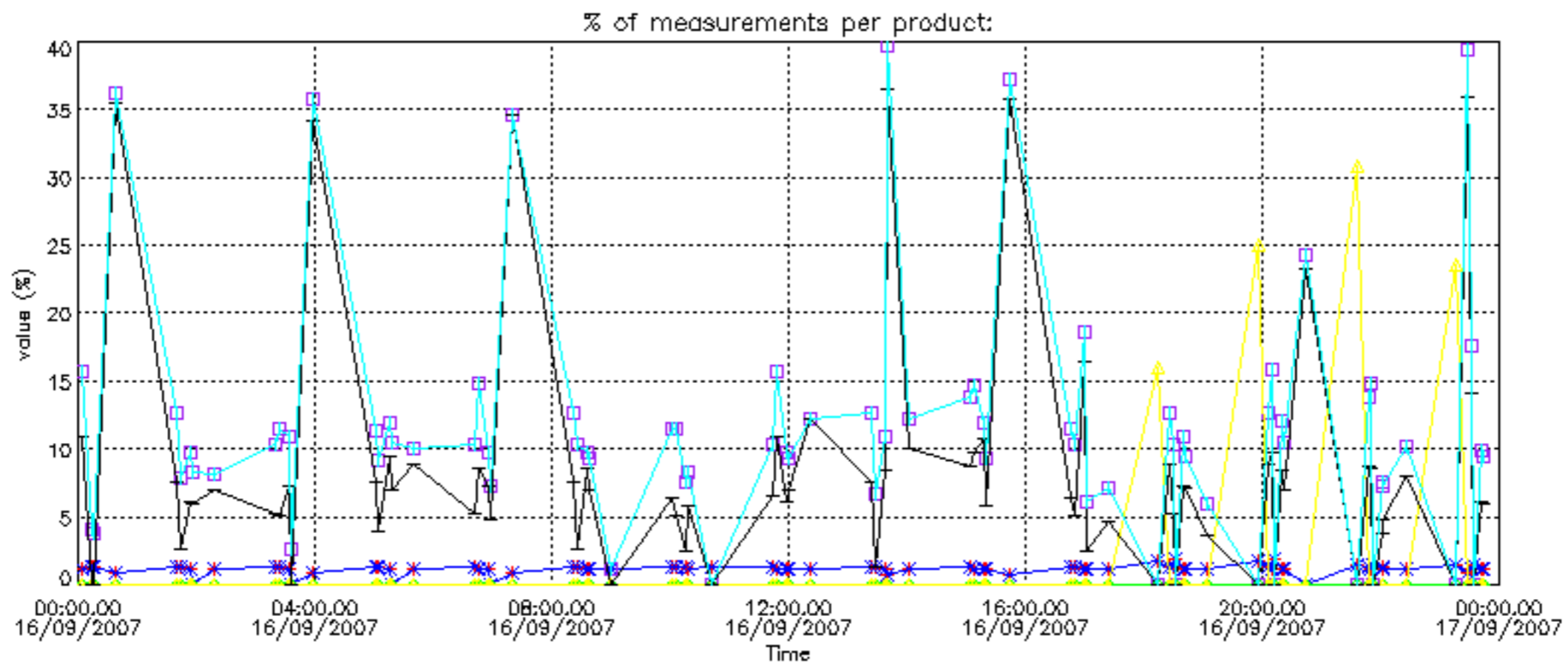
Percentage of flagged data per NO2 profile



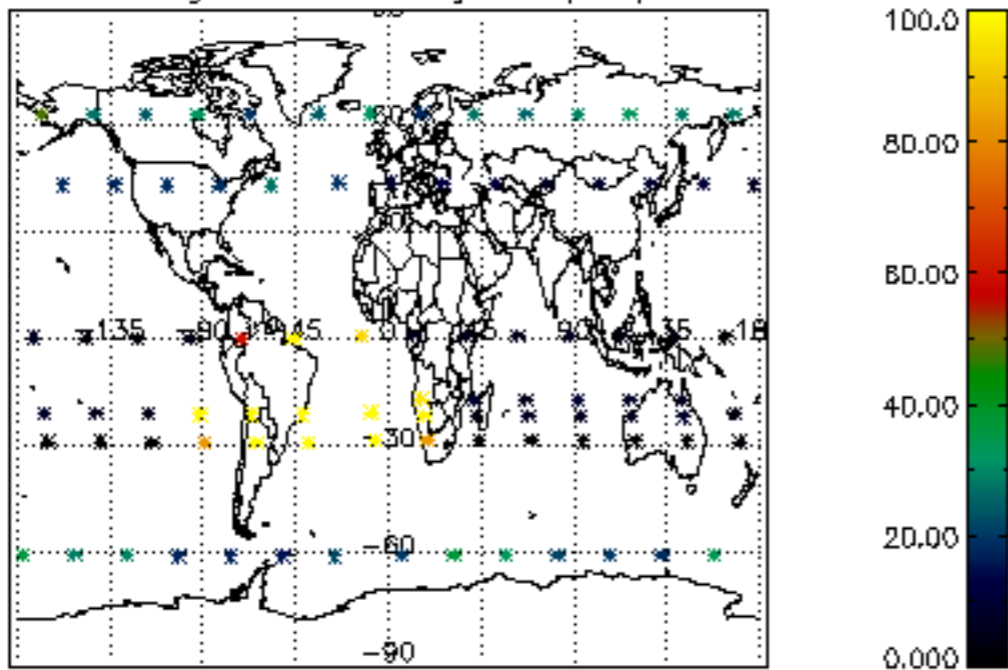
Percentage of flagged data per NO3 profile



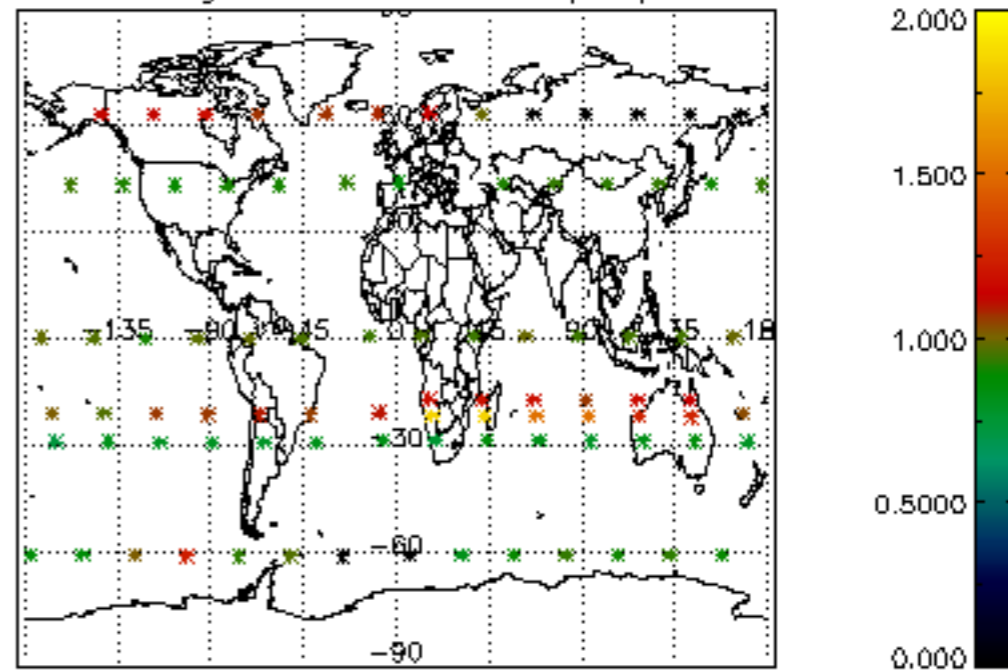




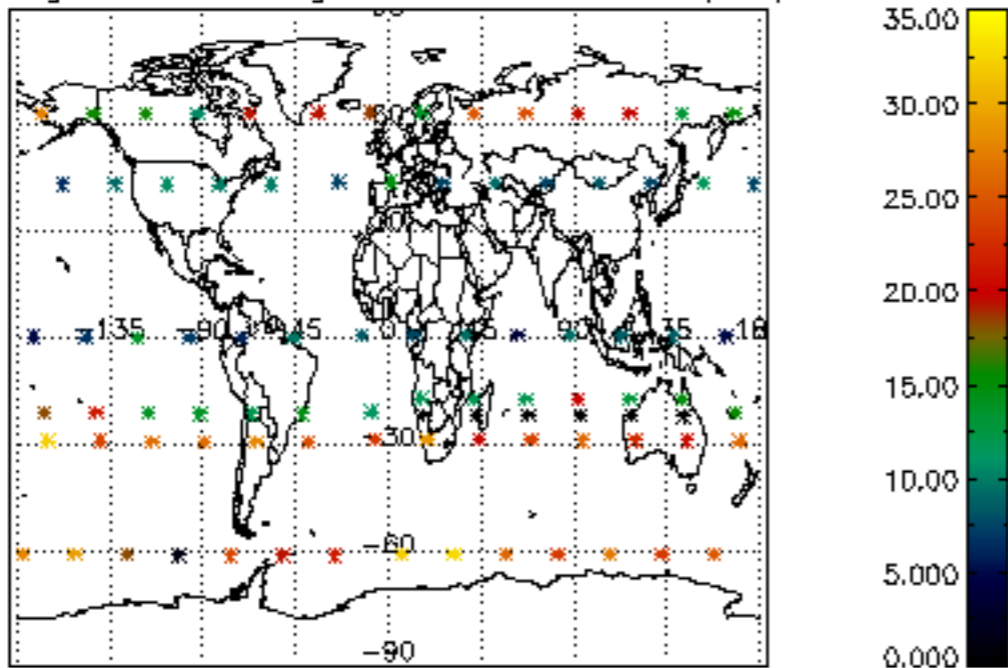
Percentage of cosmic ray hits per profile



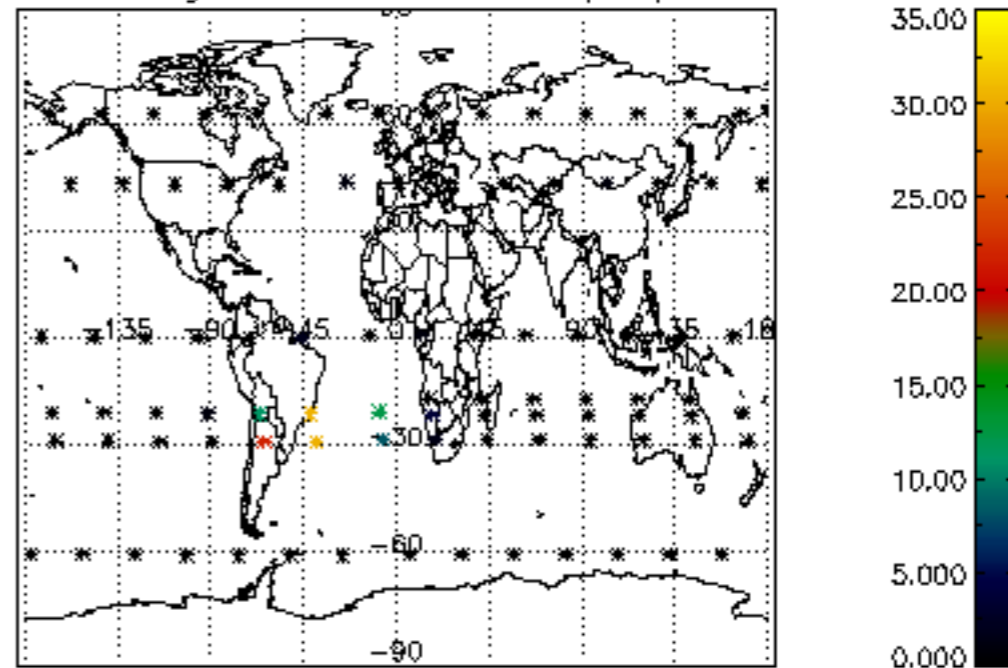
Percentage of datation errors per profile



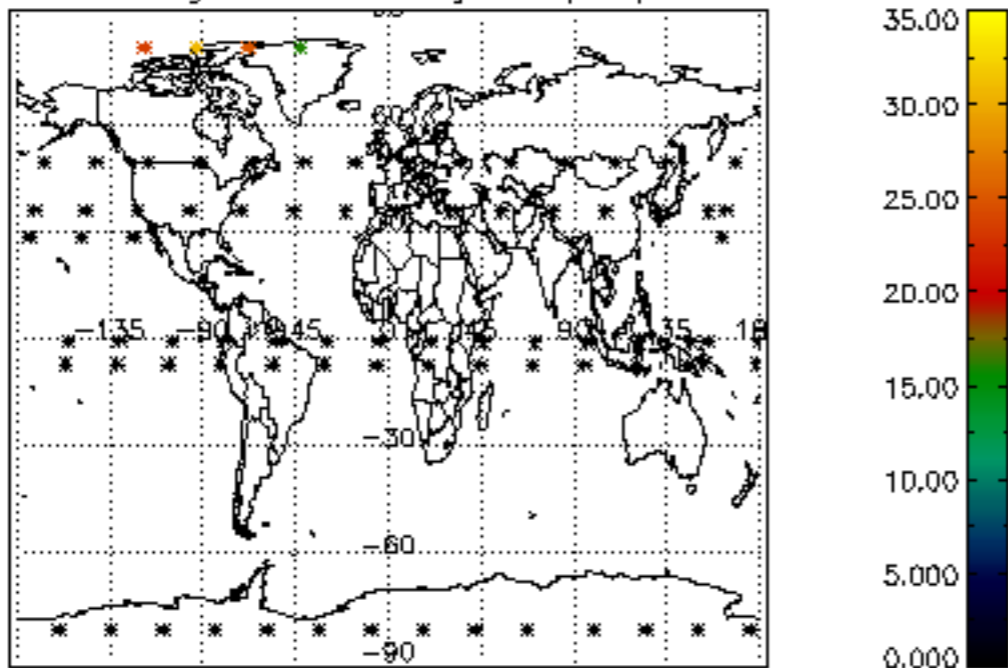
Percentage of star falling outside central band per profile



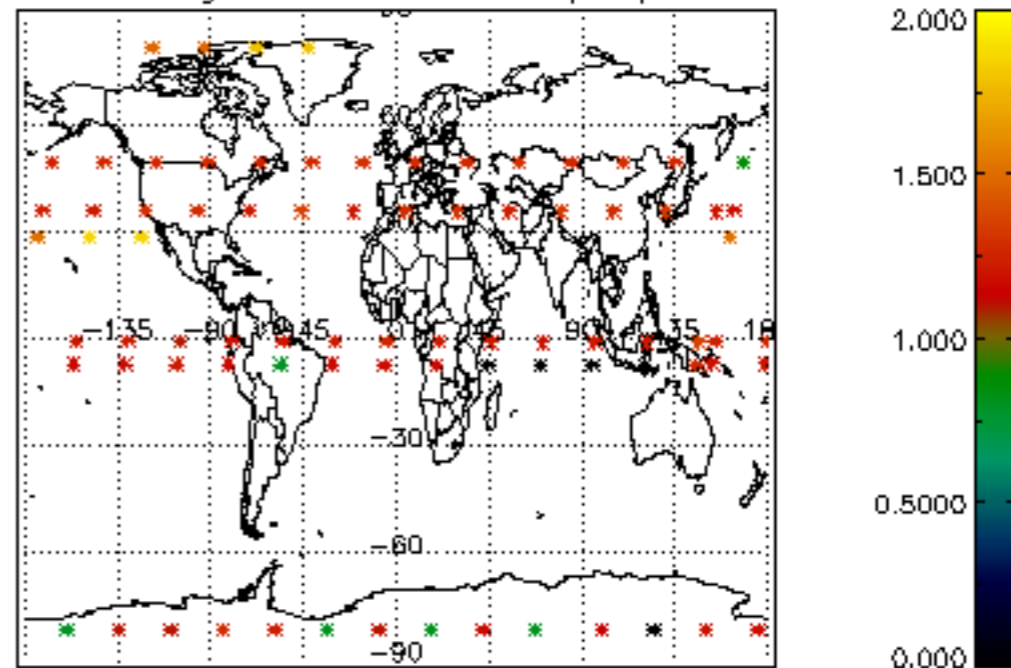
Percentage of saturation errors per profile



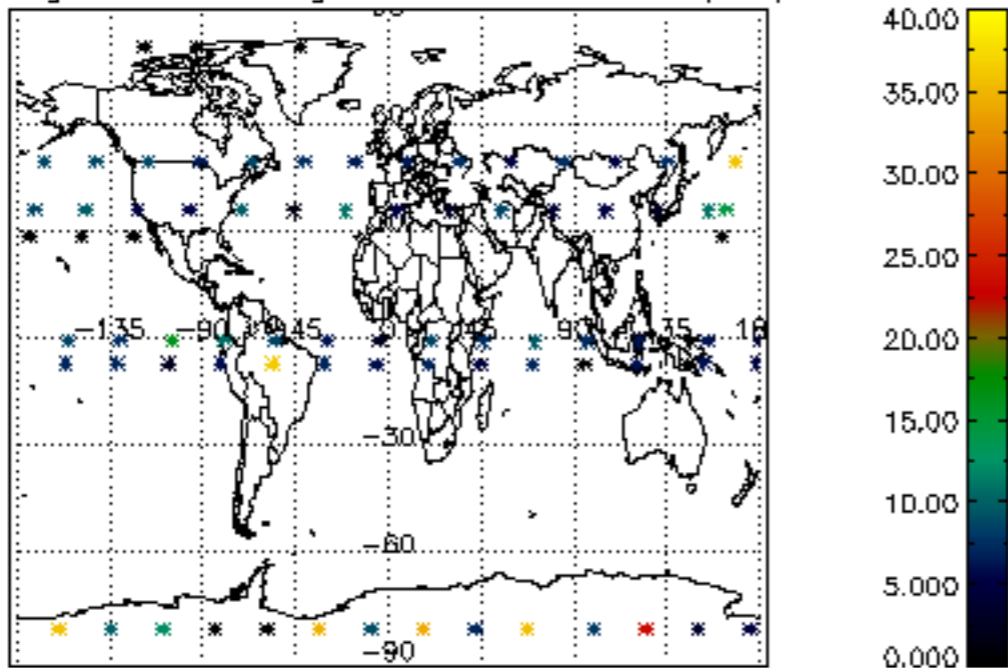
Percentage of cosmic ray hits per profile



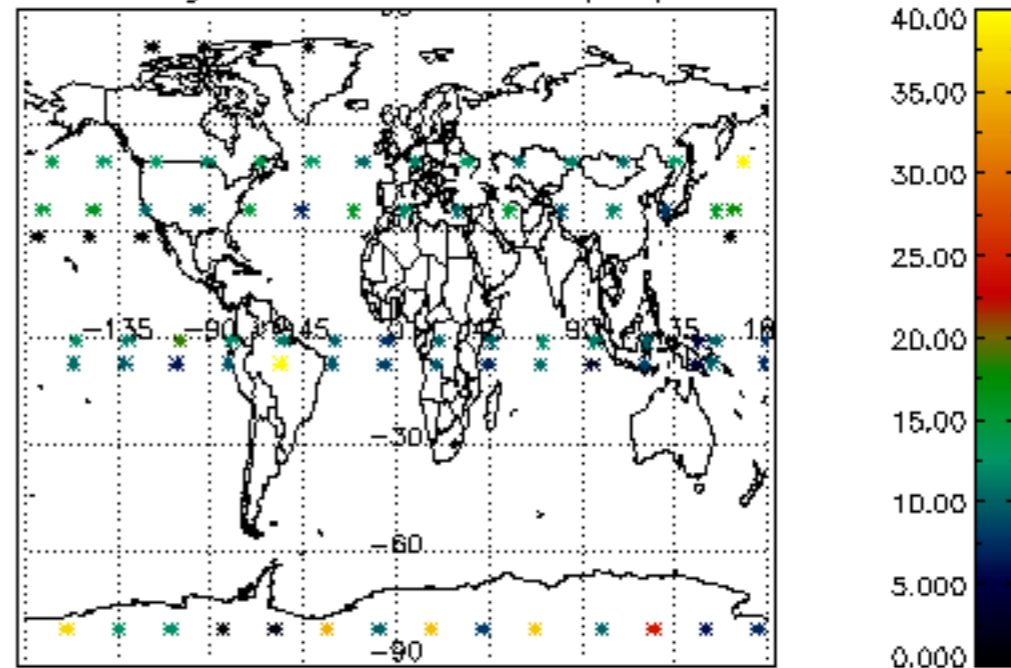
Percentage of datation errors per profile

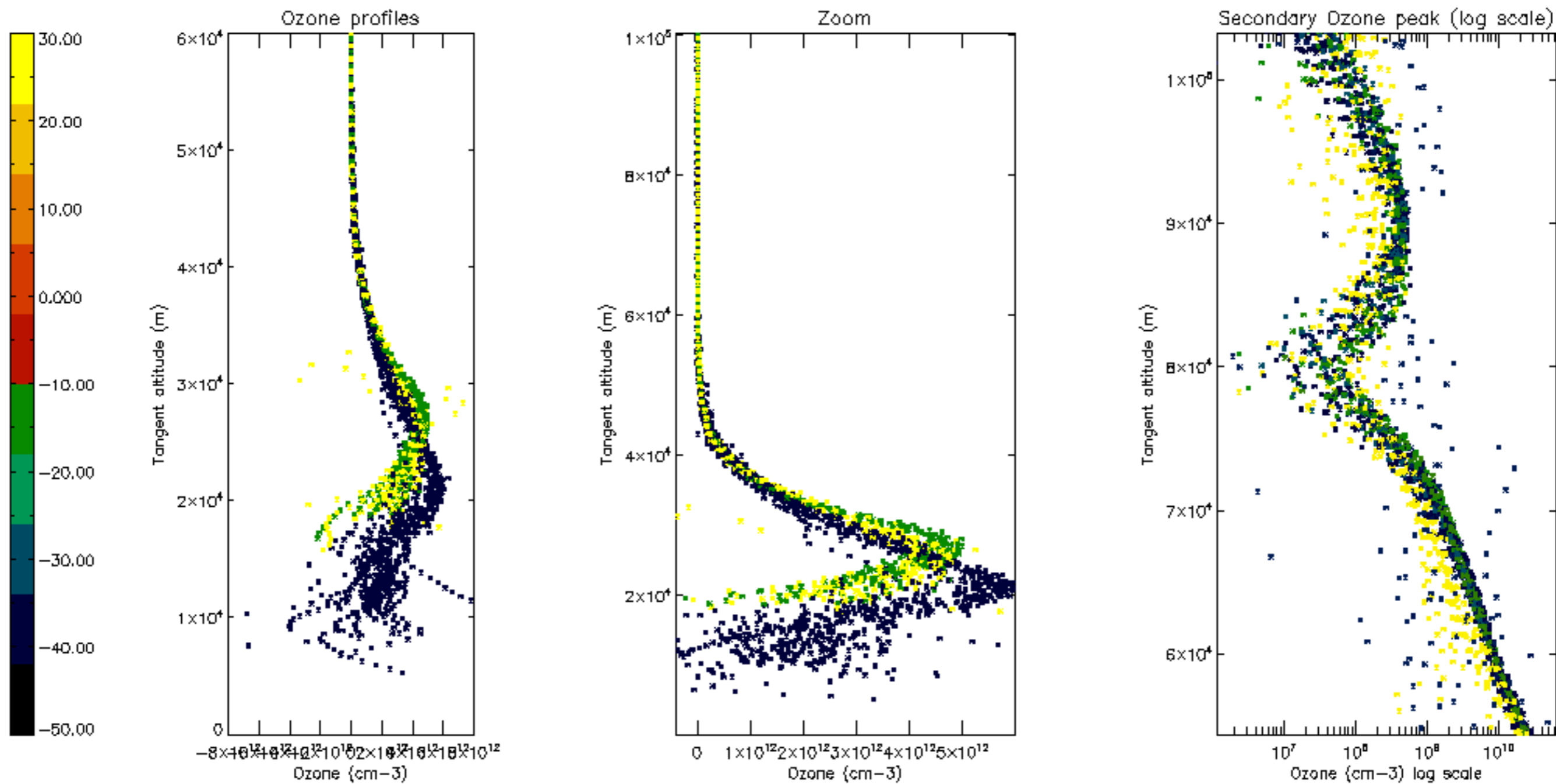


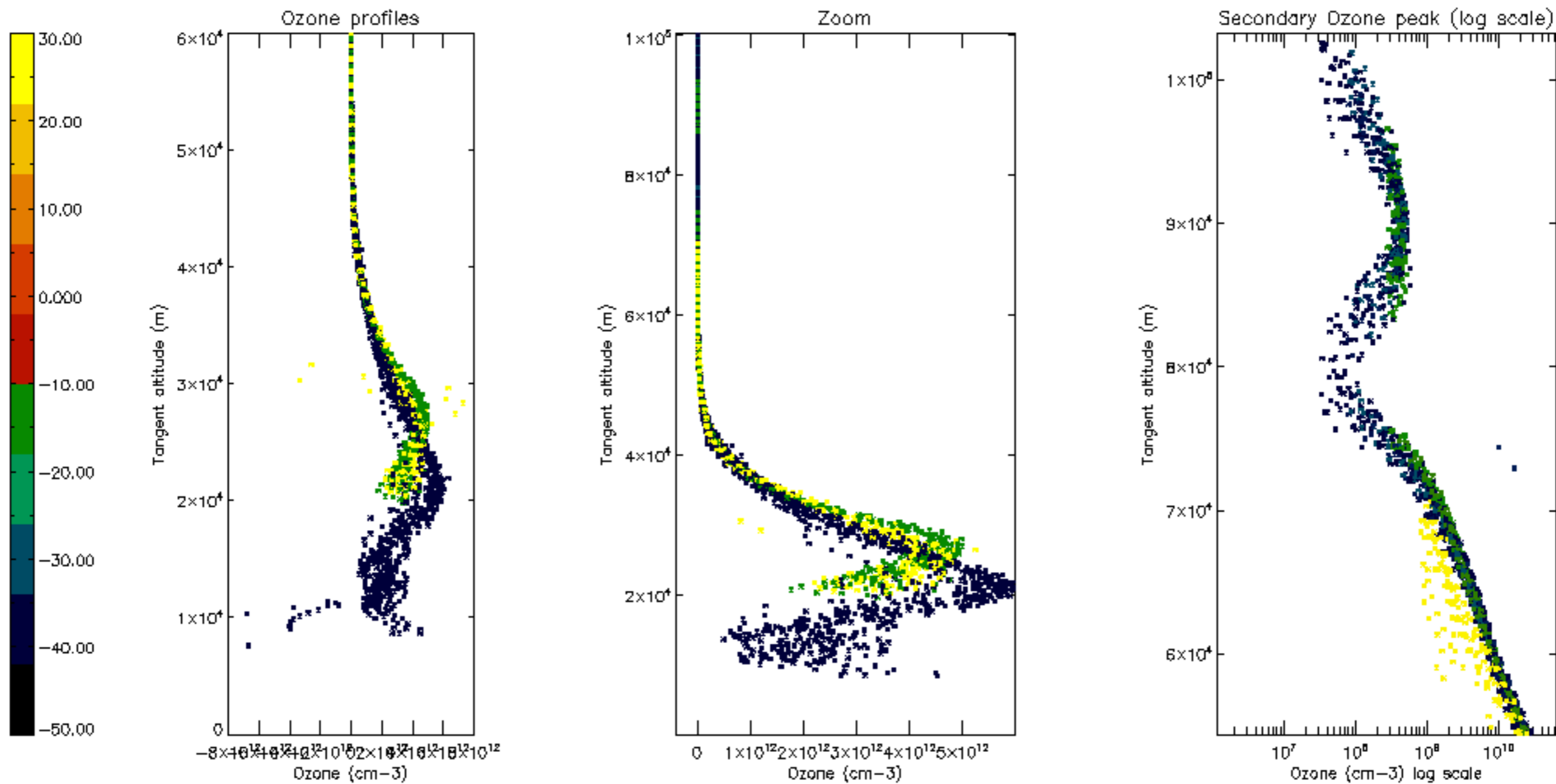
Percentage of star falling outside central band per profile

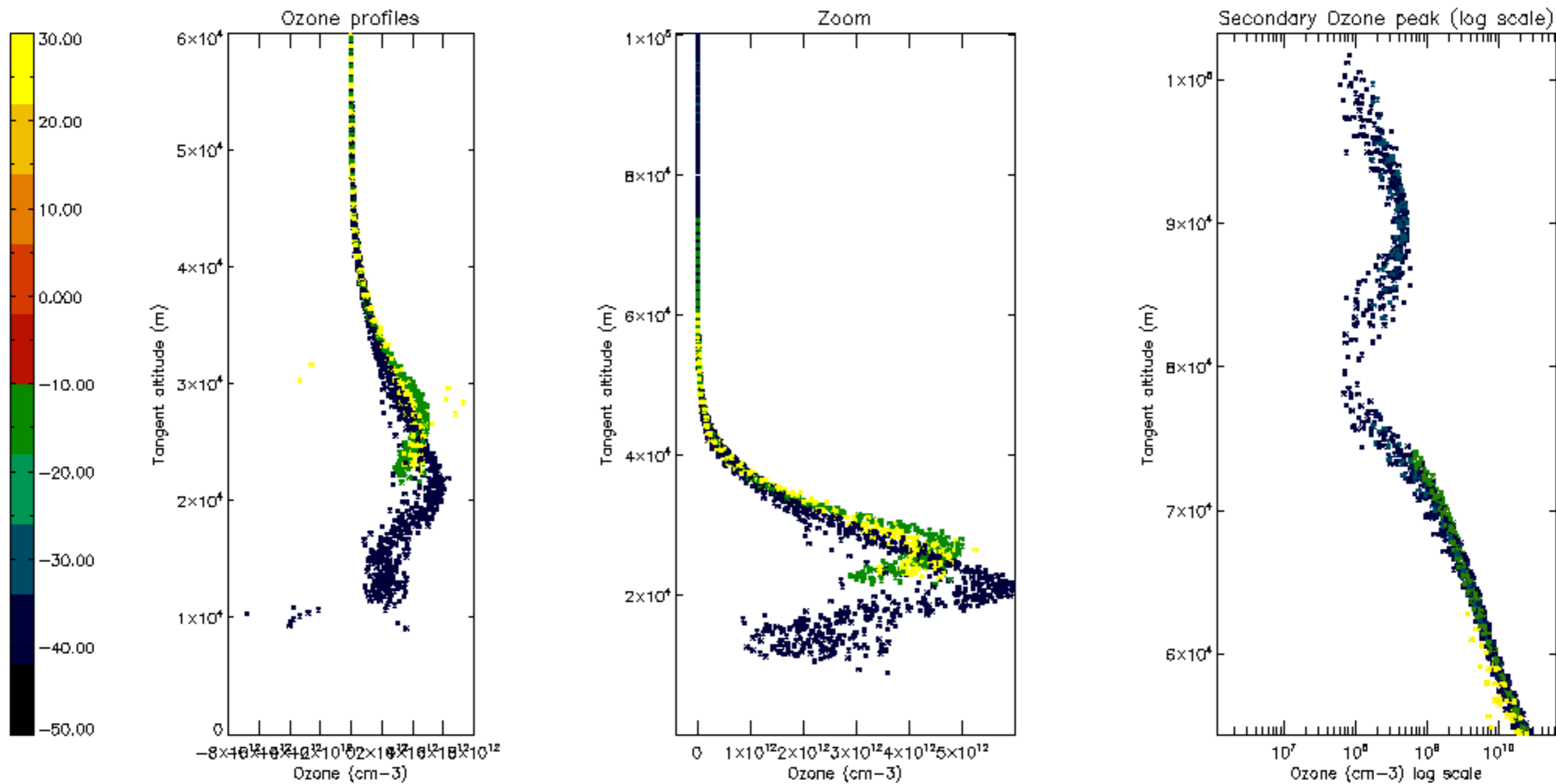


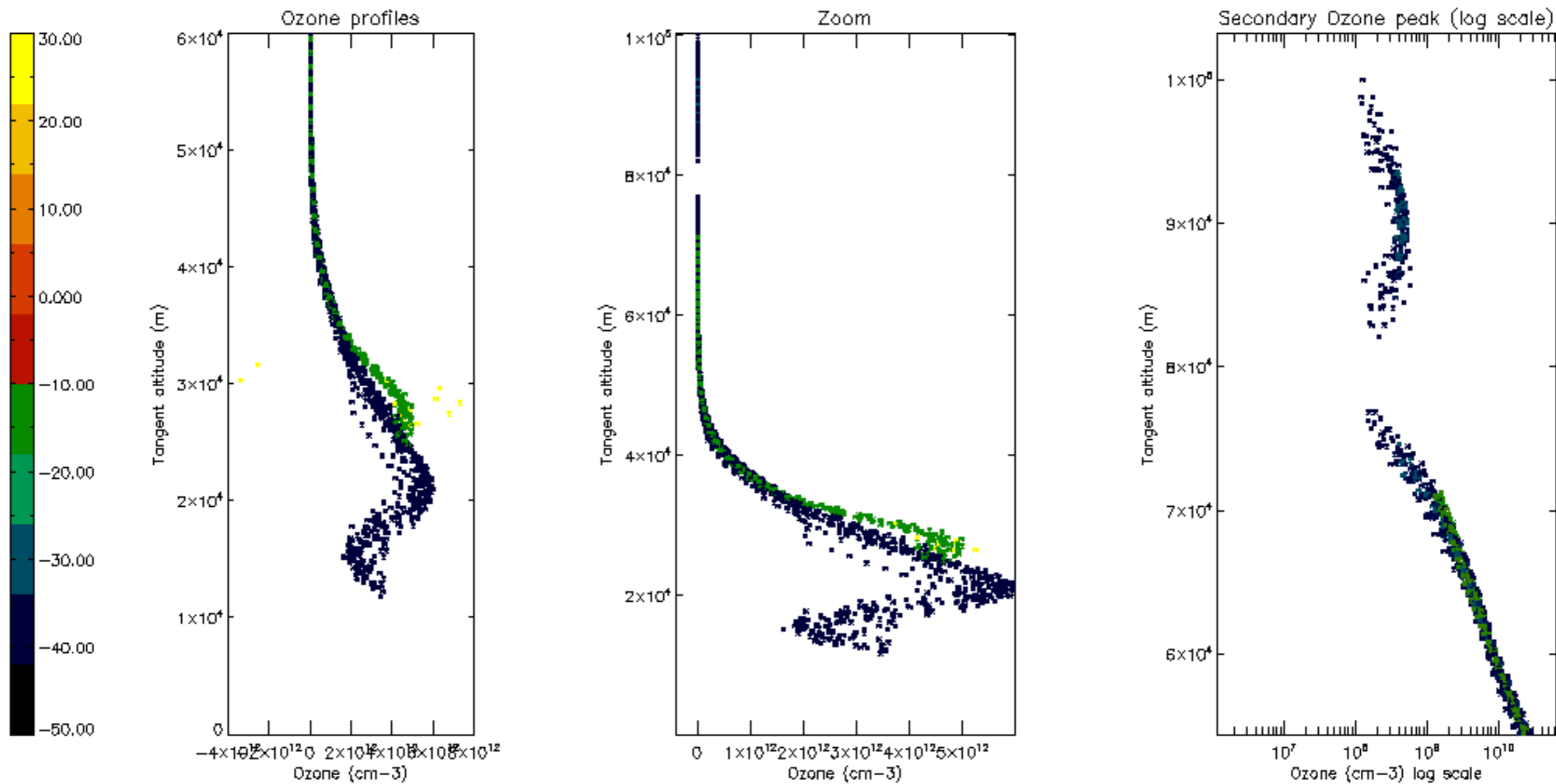
Percentage of saturation errors per profile

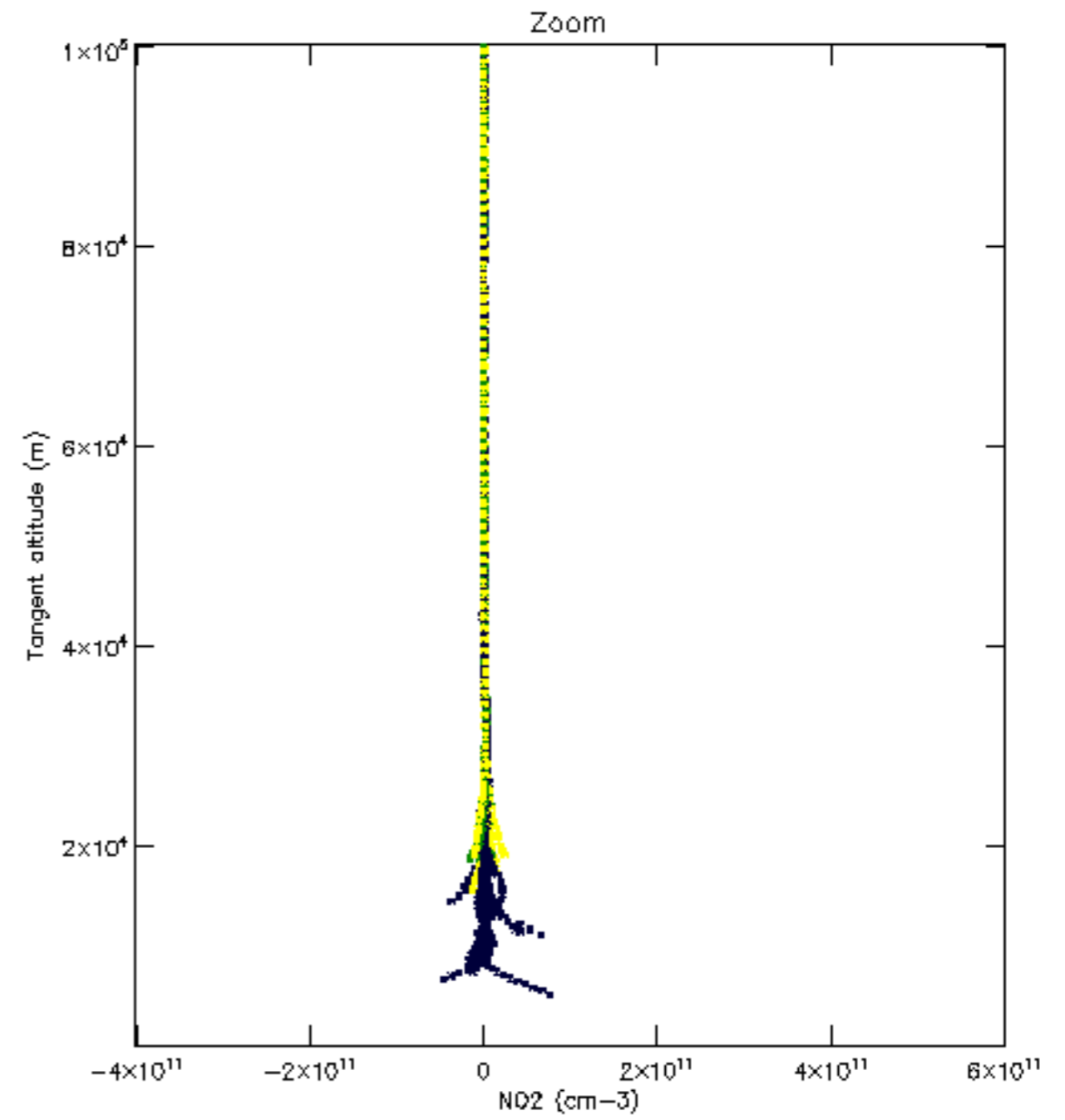
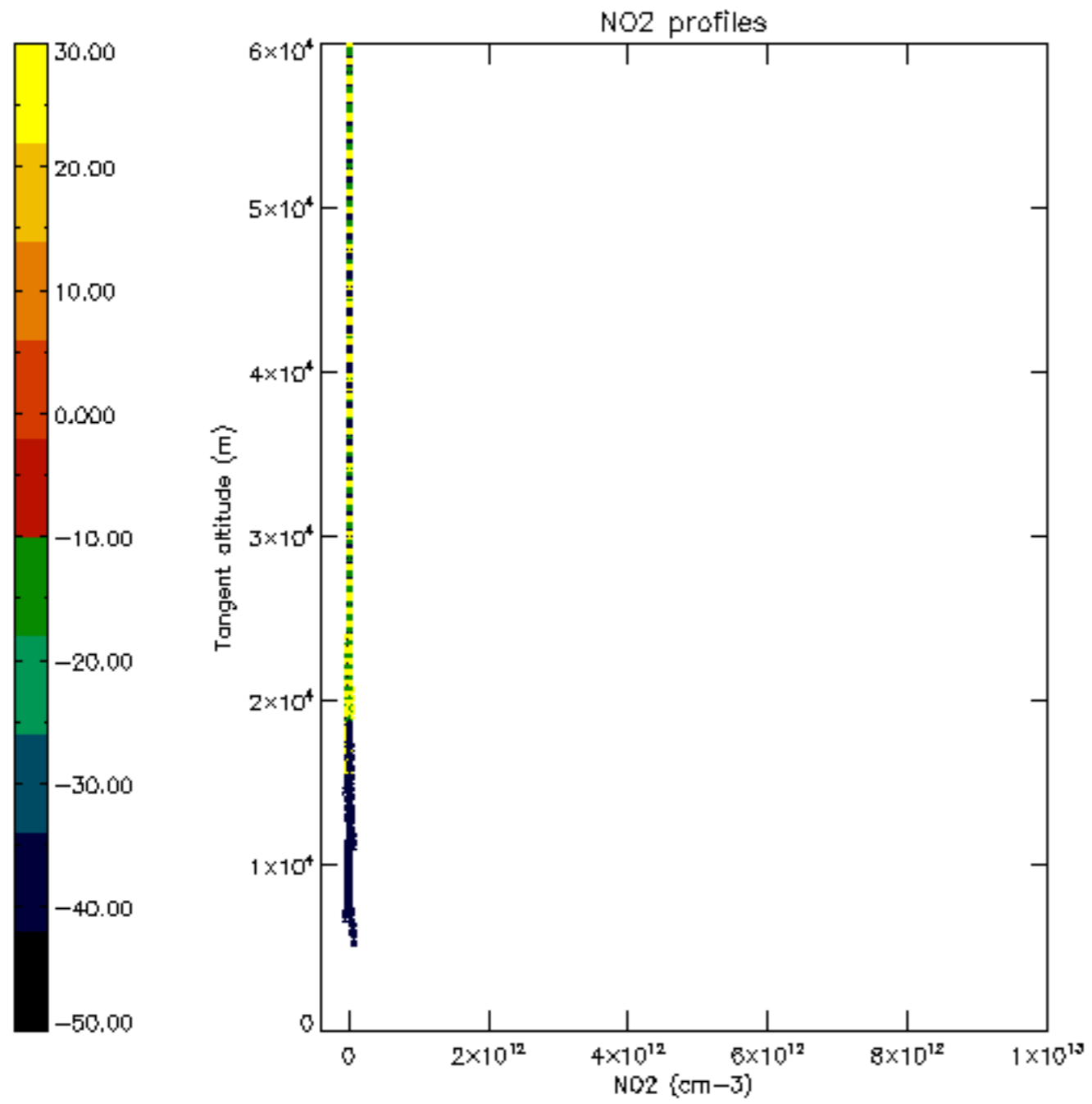


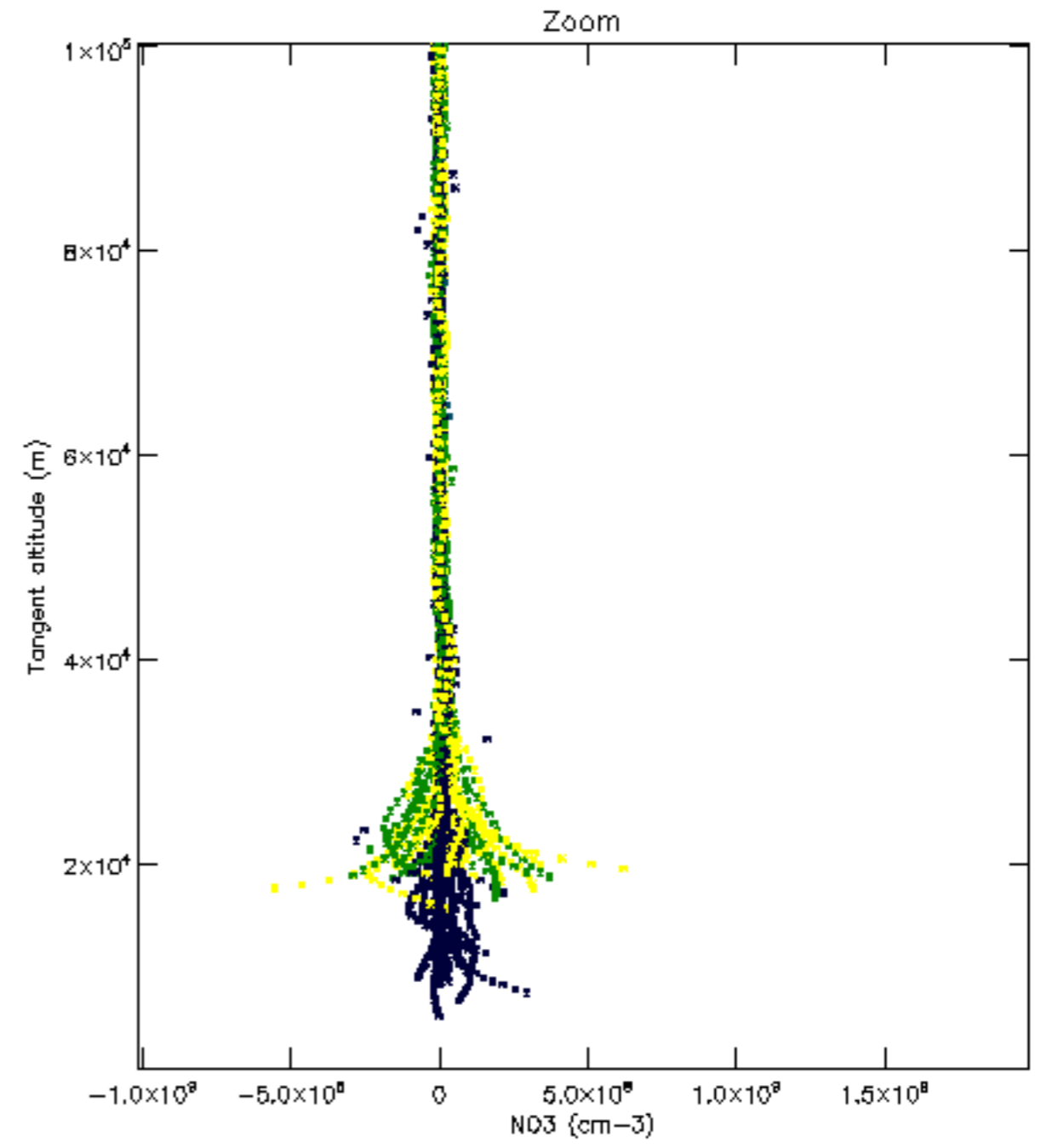
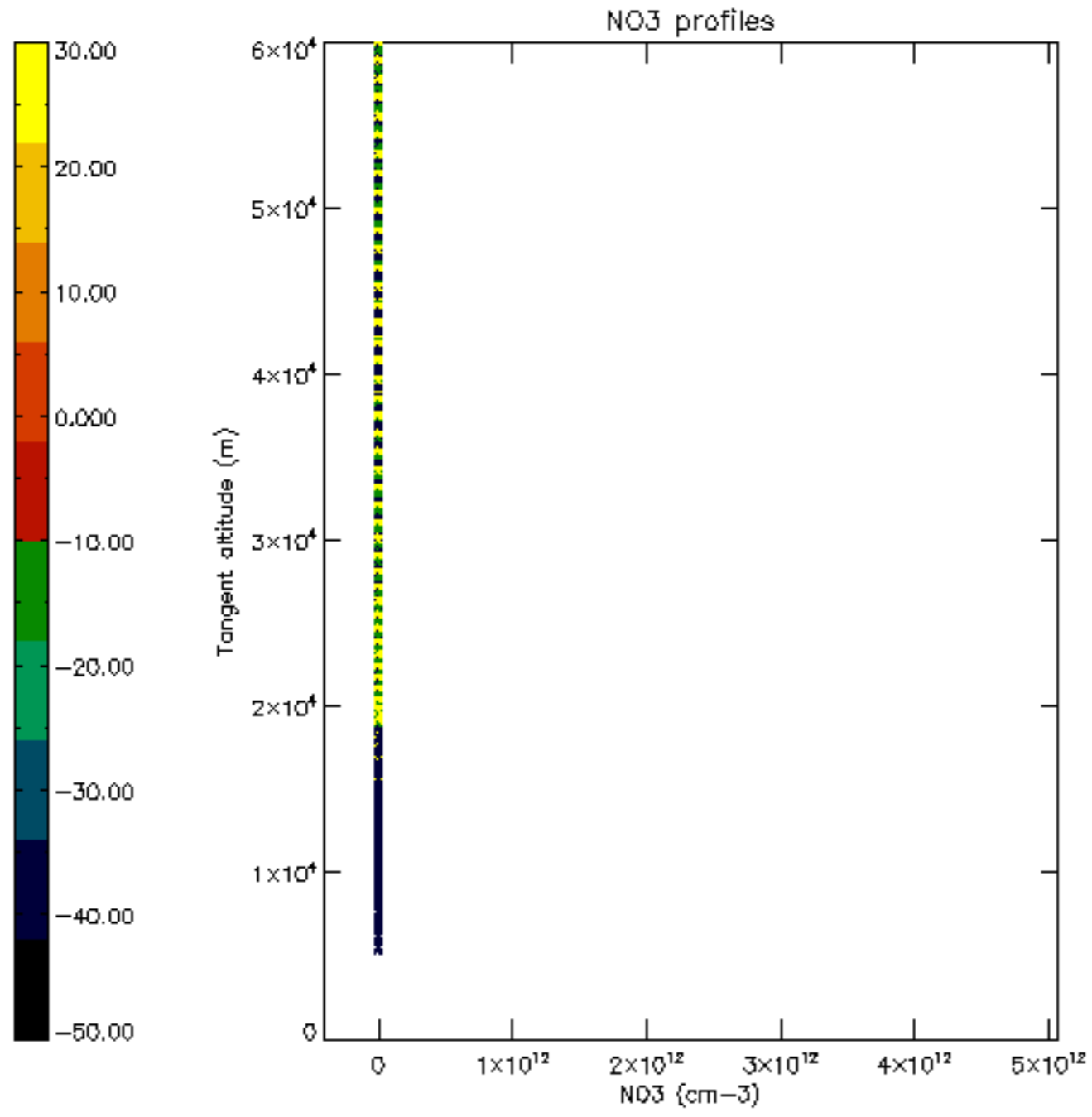


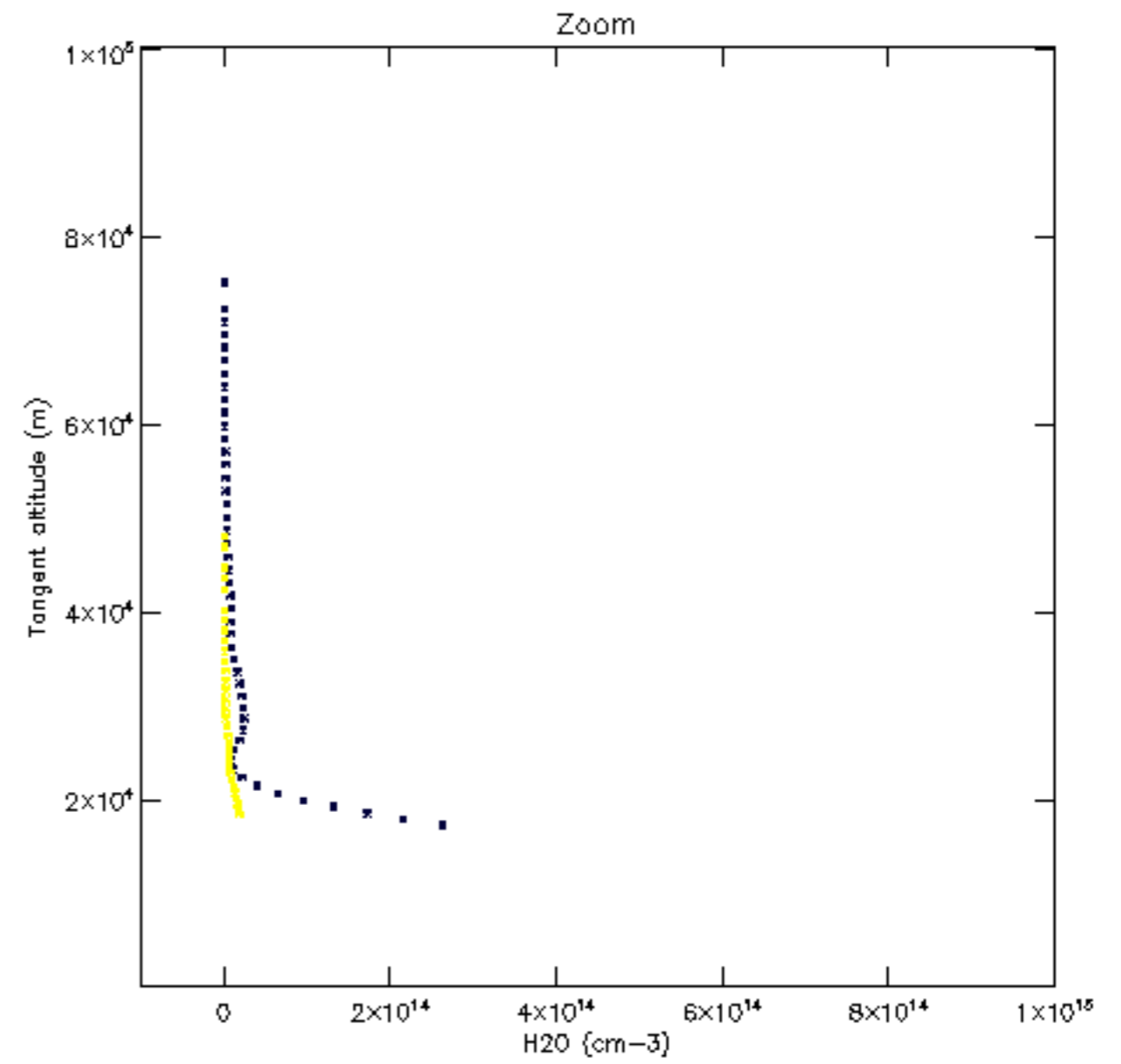
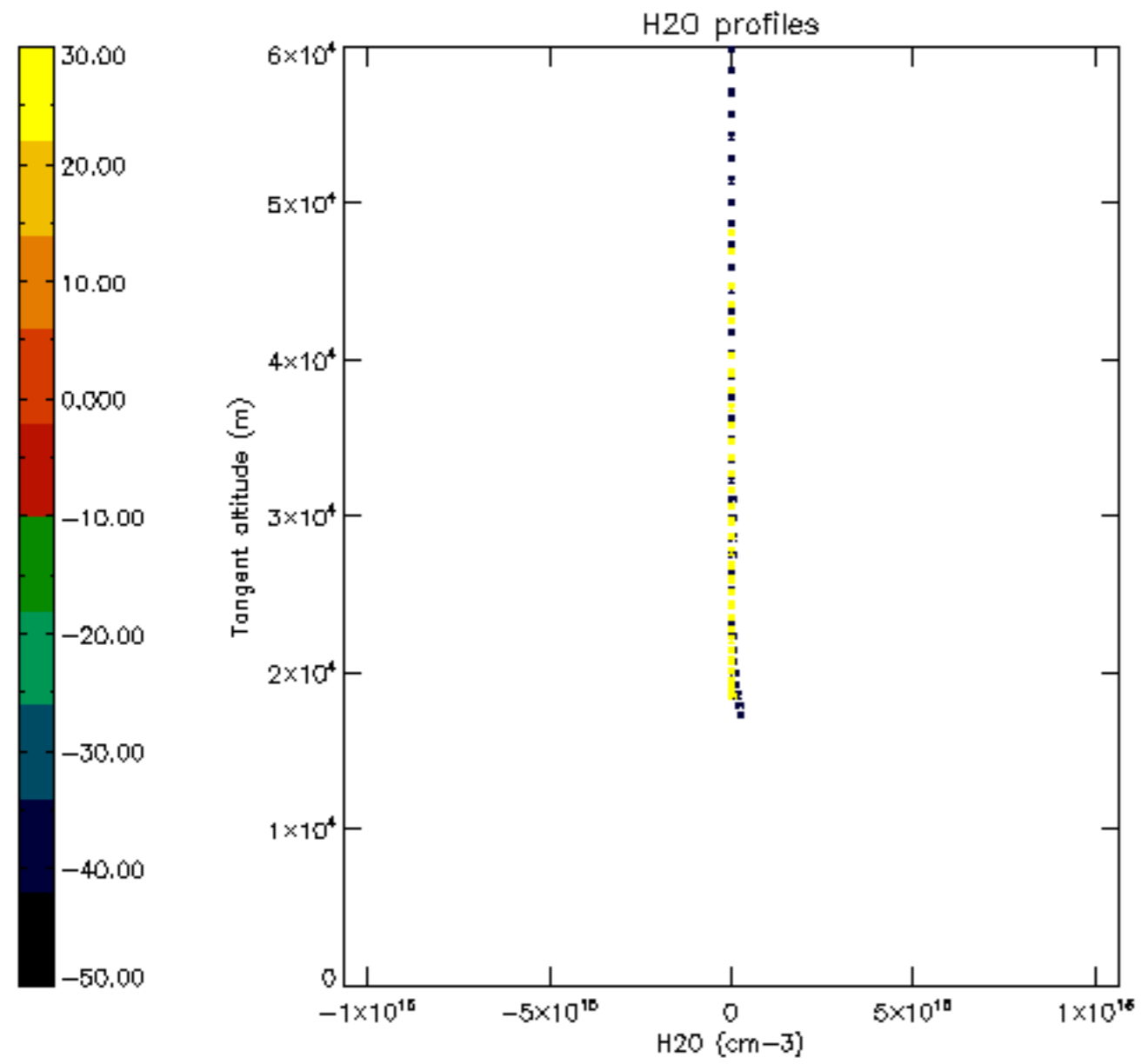


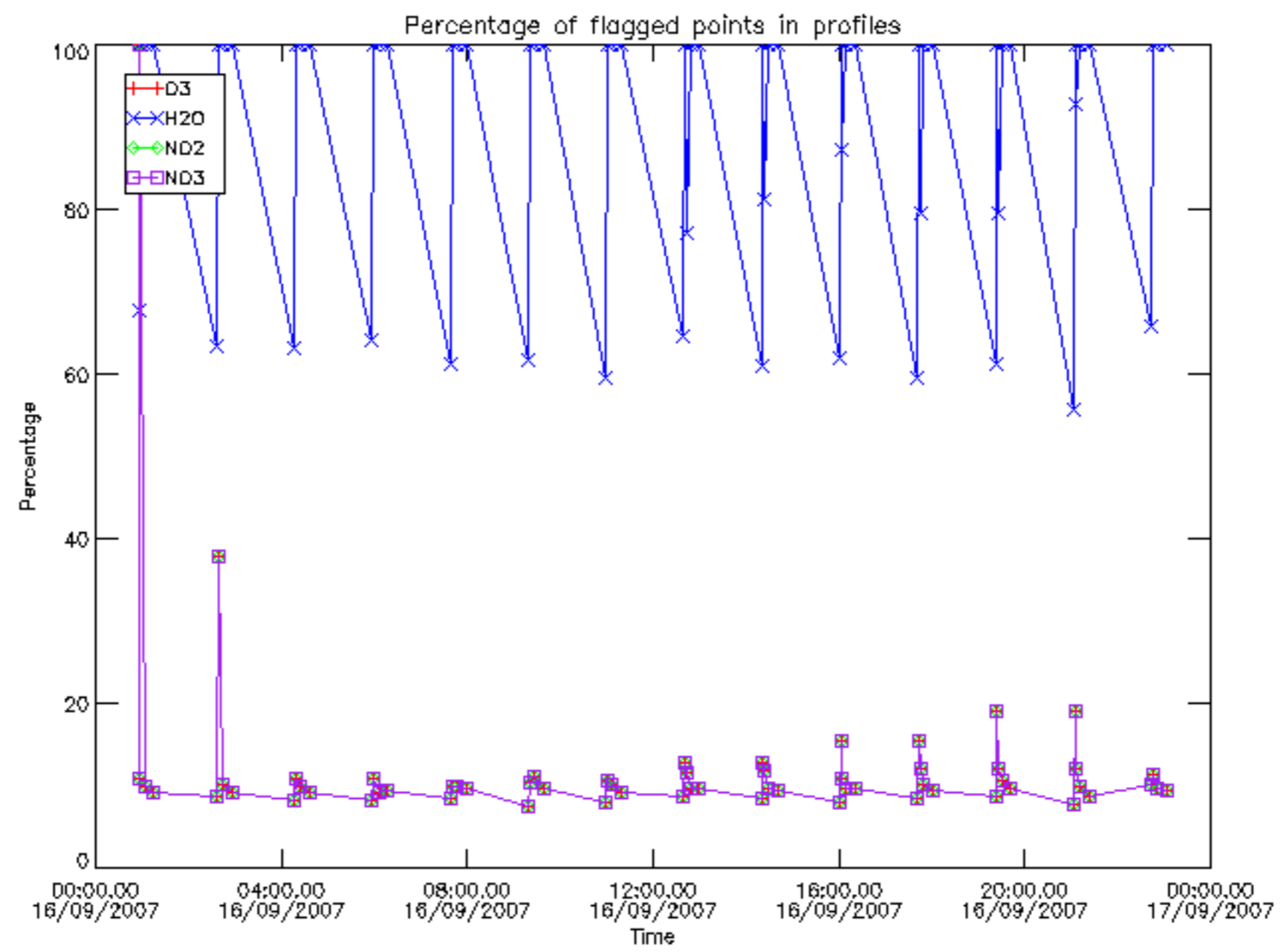




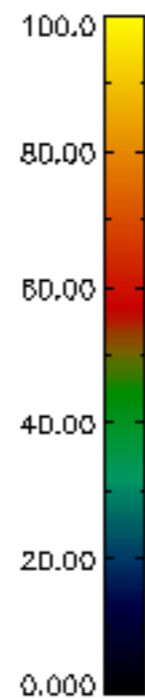
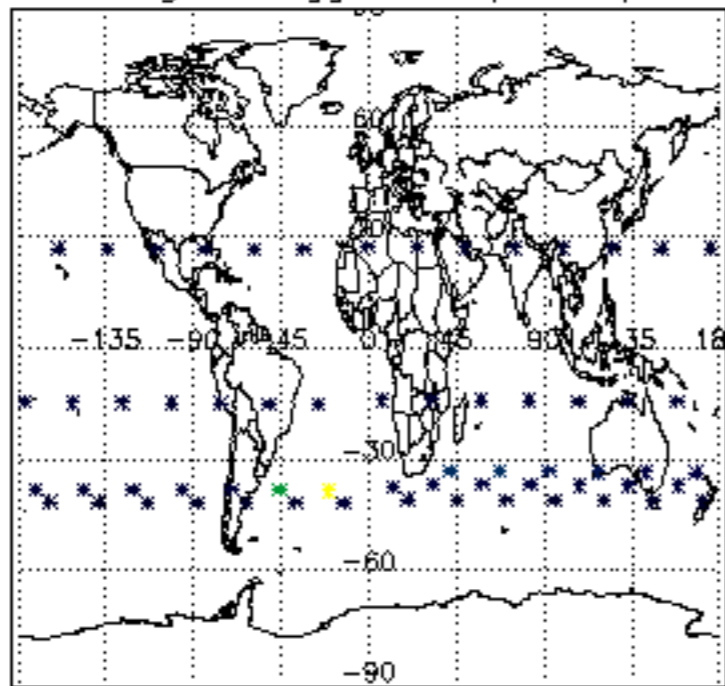




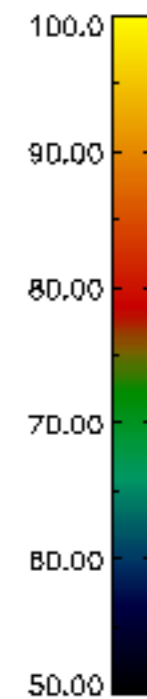
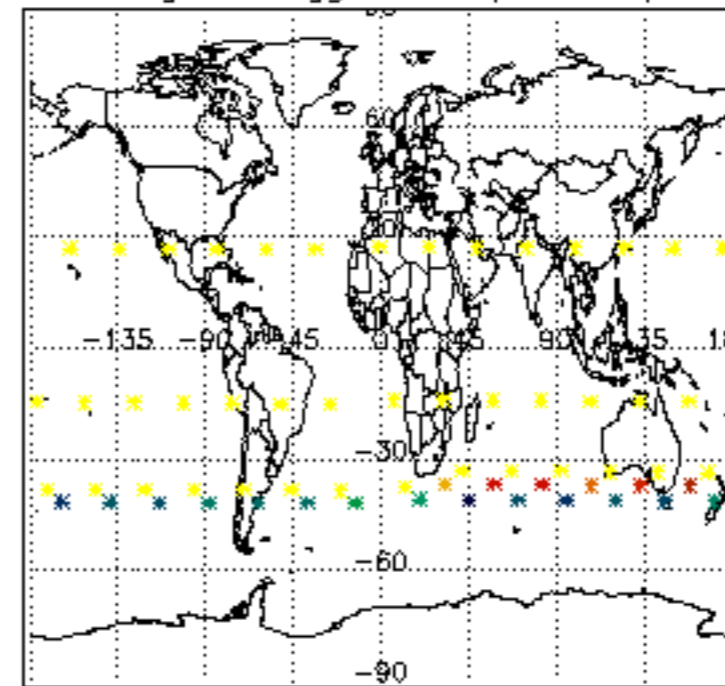




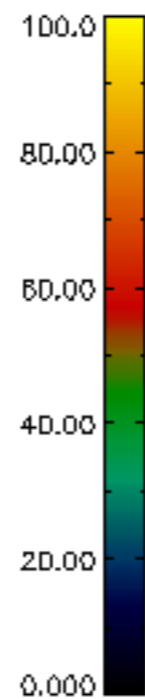
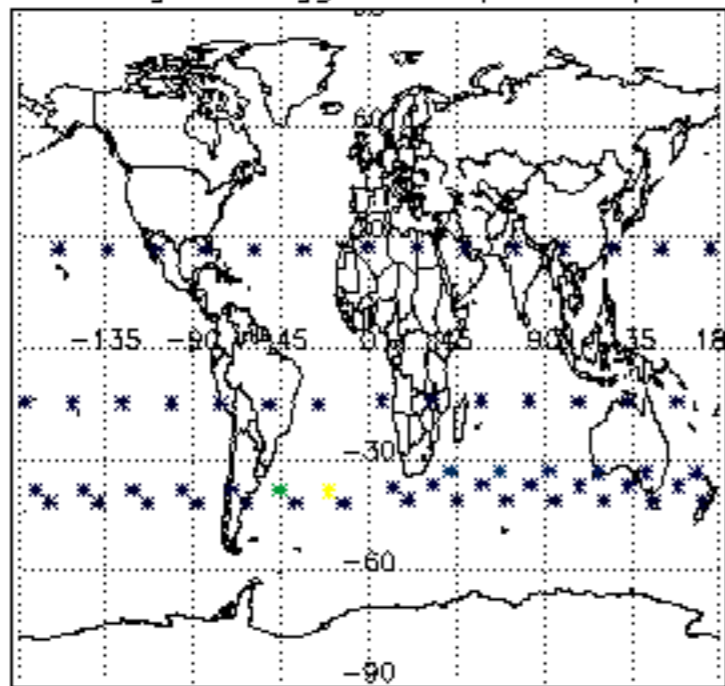
Percentage of flagged data per D3 profile



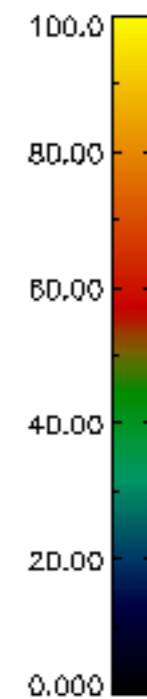
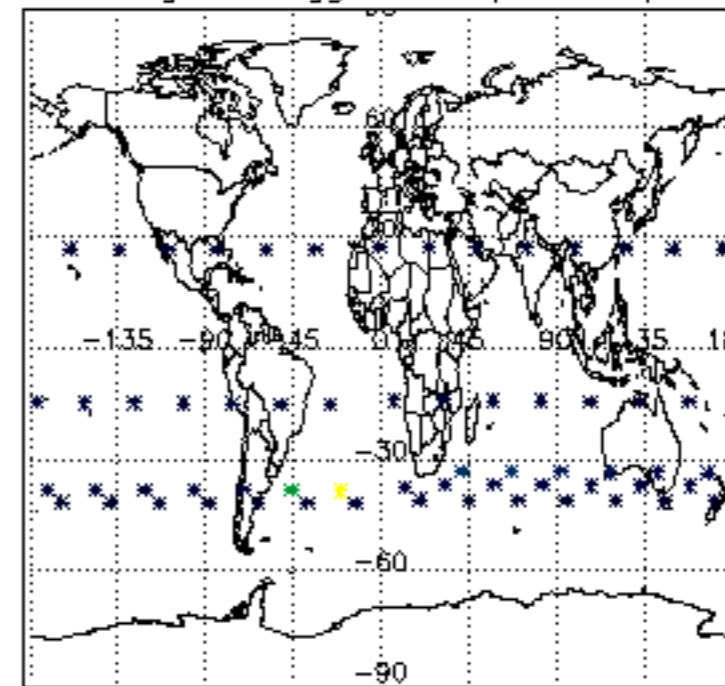
Percentage of flagged data per H2O profile

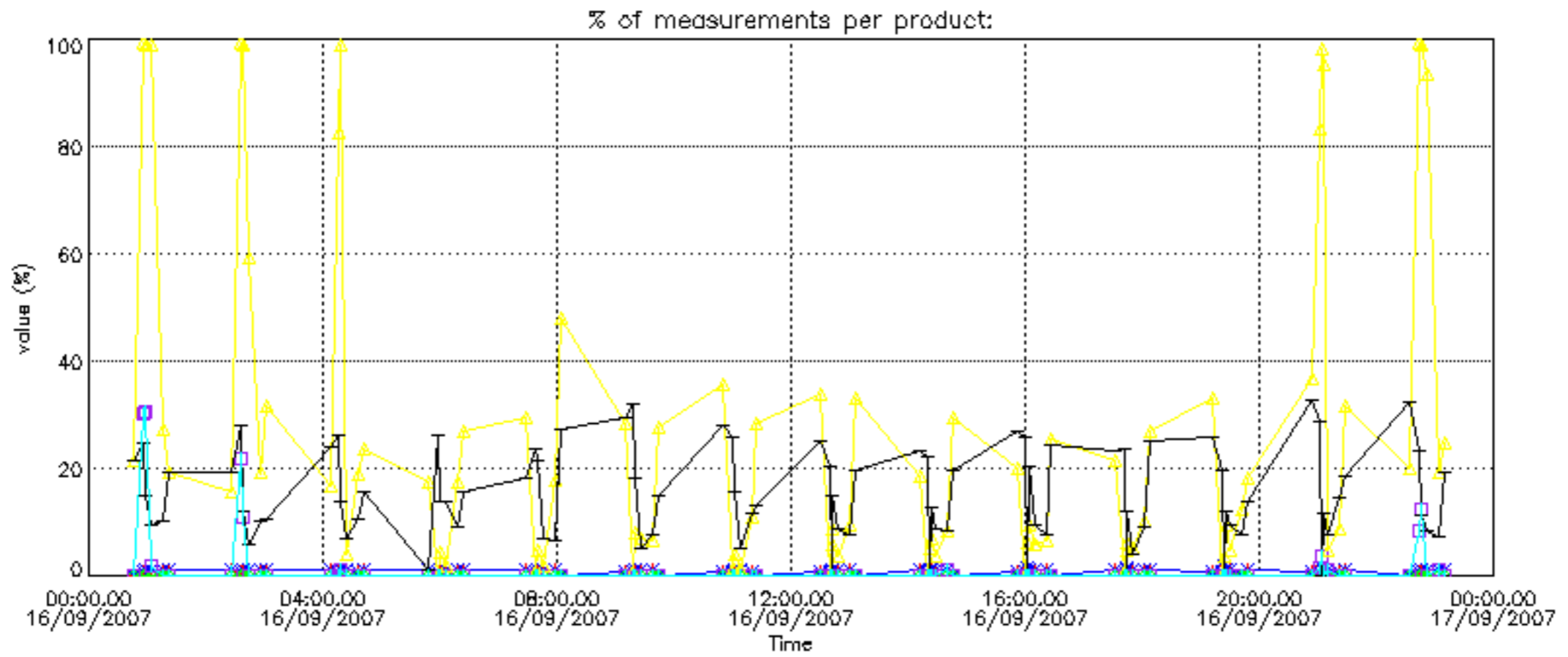


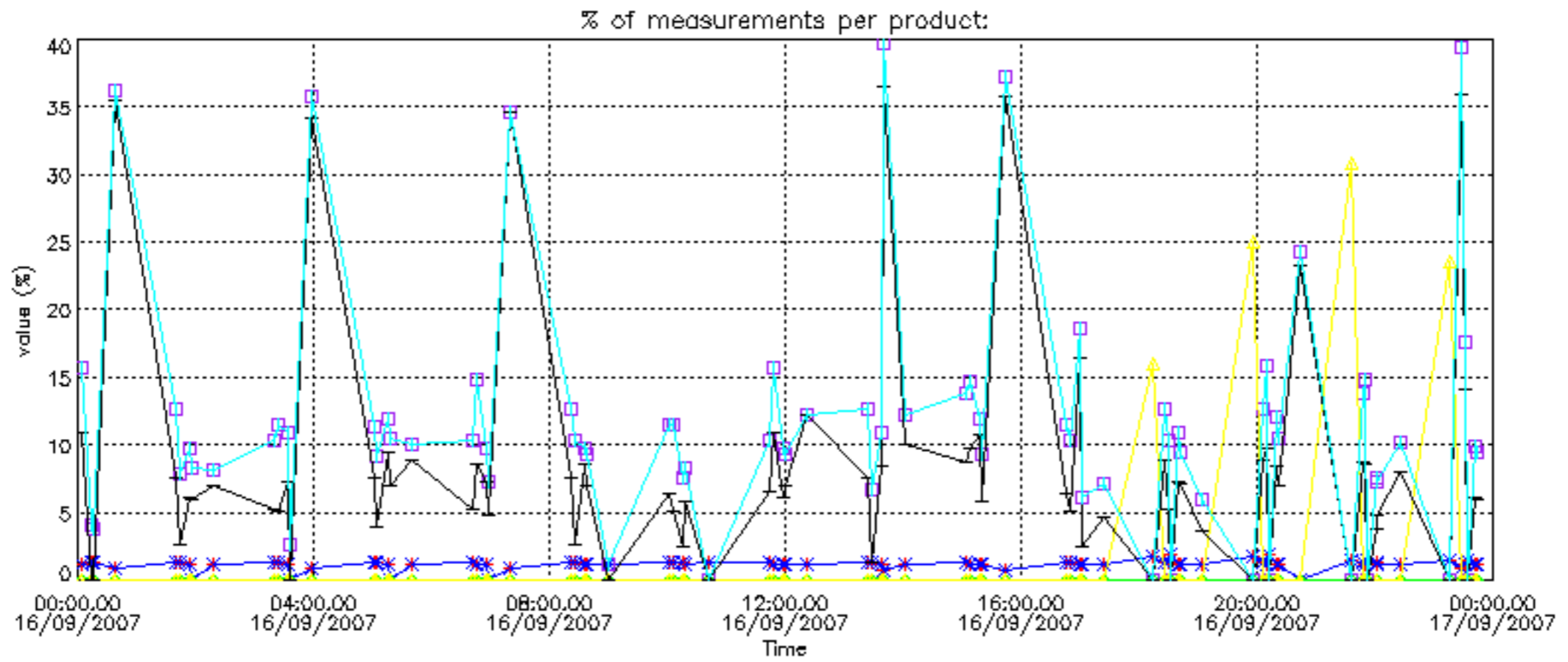
Percentage of flagged data per NO2 profile



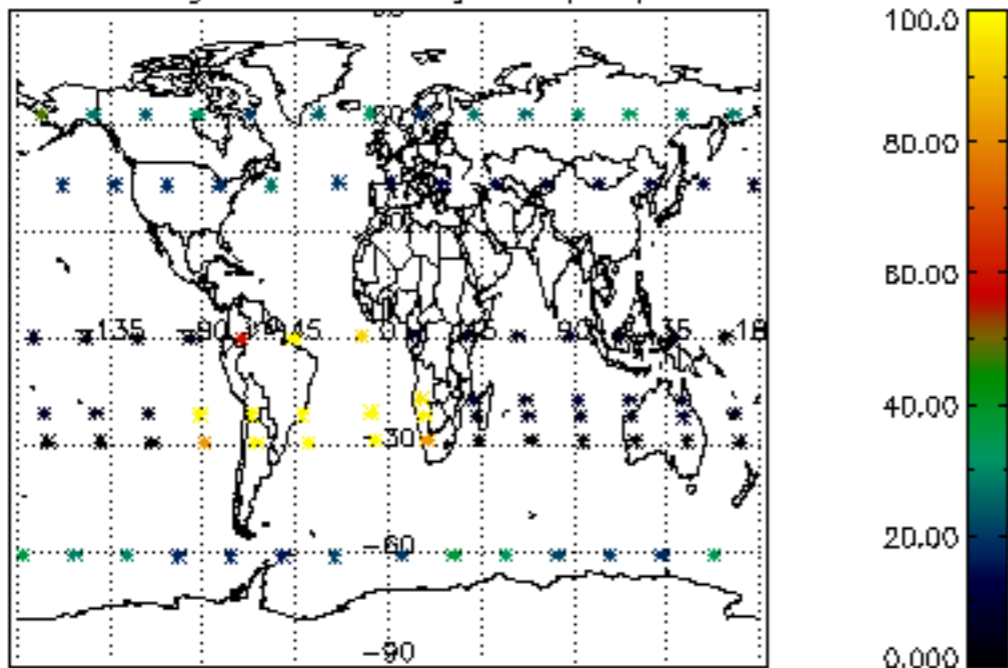
Percentage of flagged data per NO3 profile



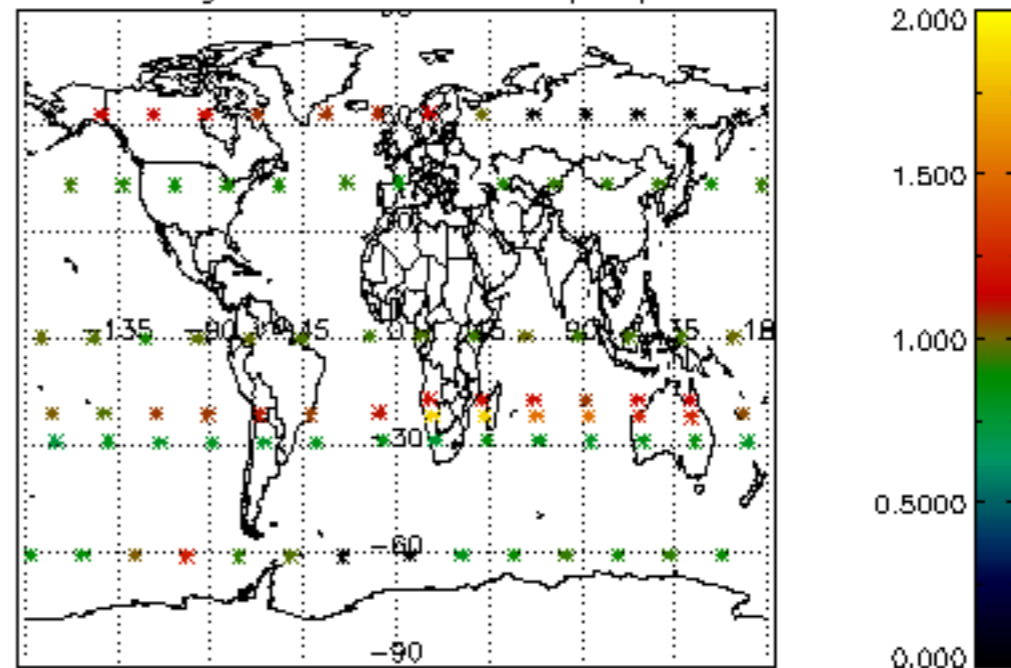




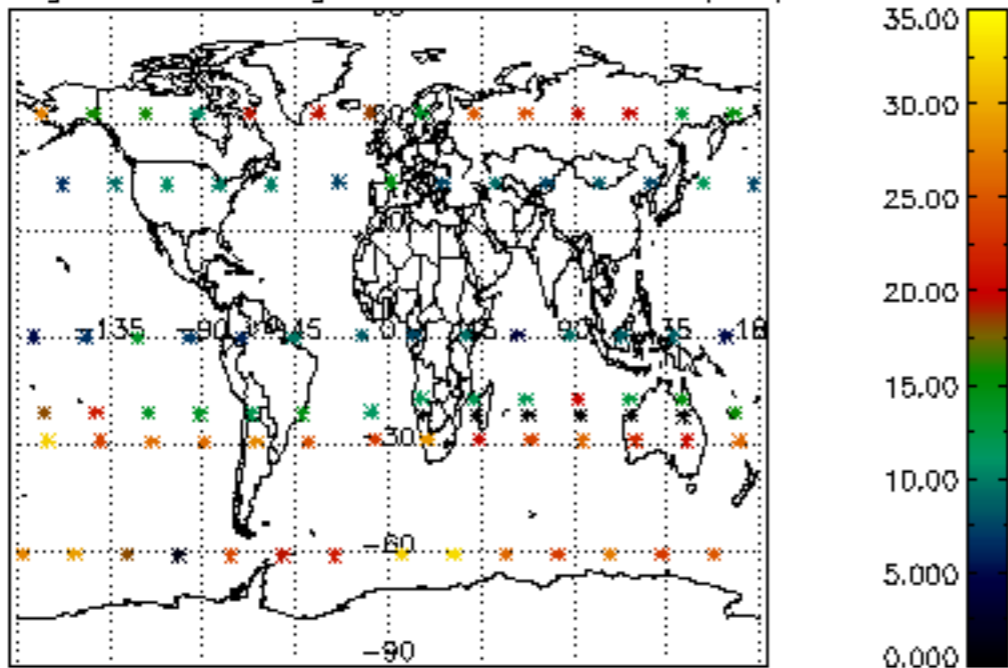
Percentage of cosmic ray hits per profile



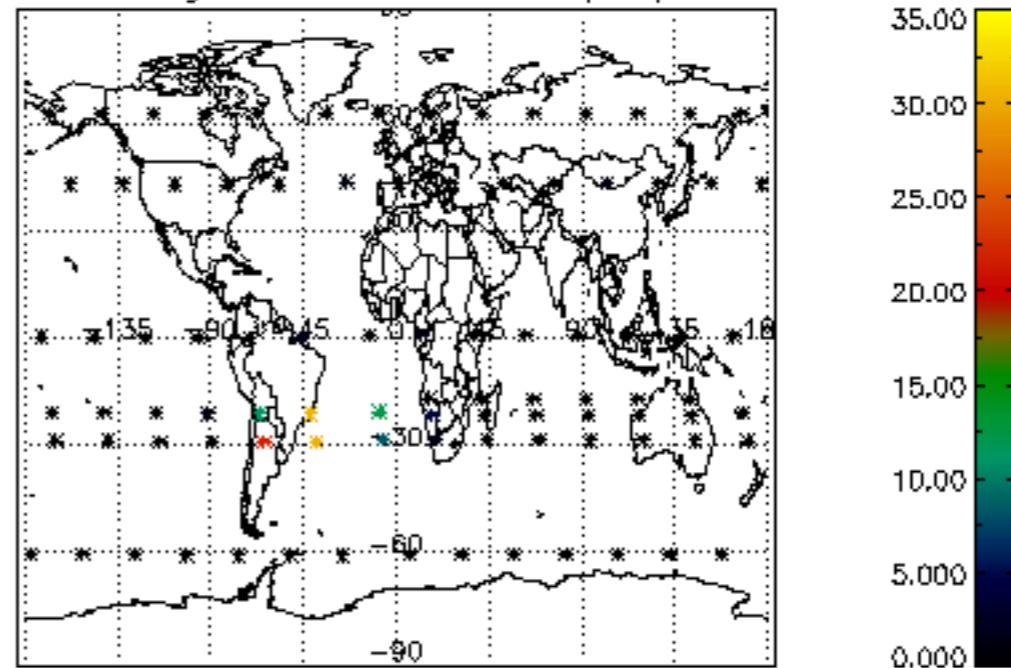
Percentage of datation errors per profile



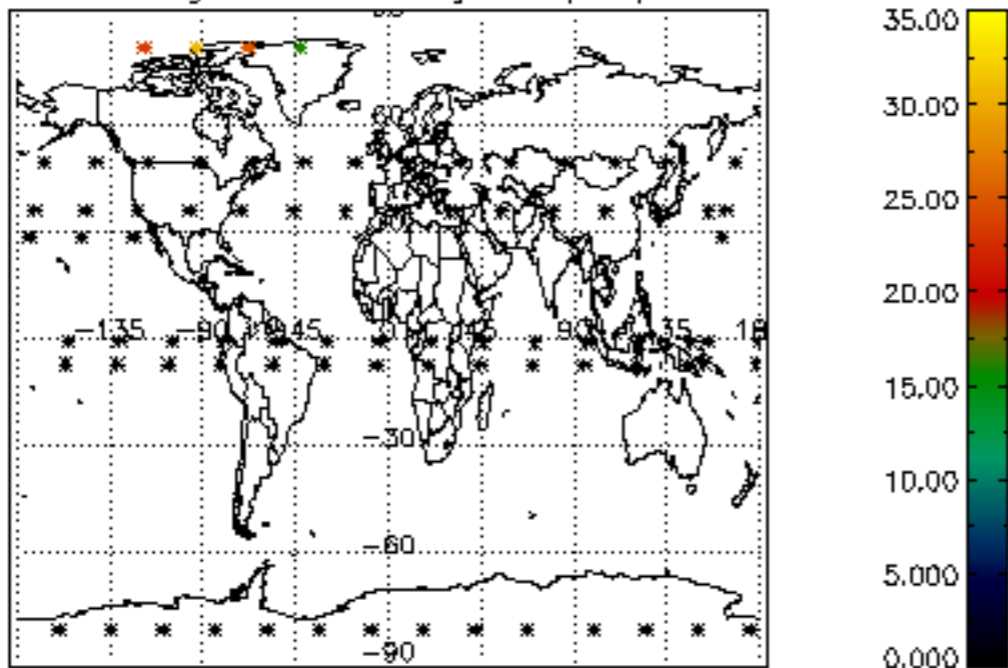
Percentage of star falling outside central band per profile



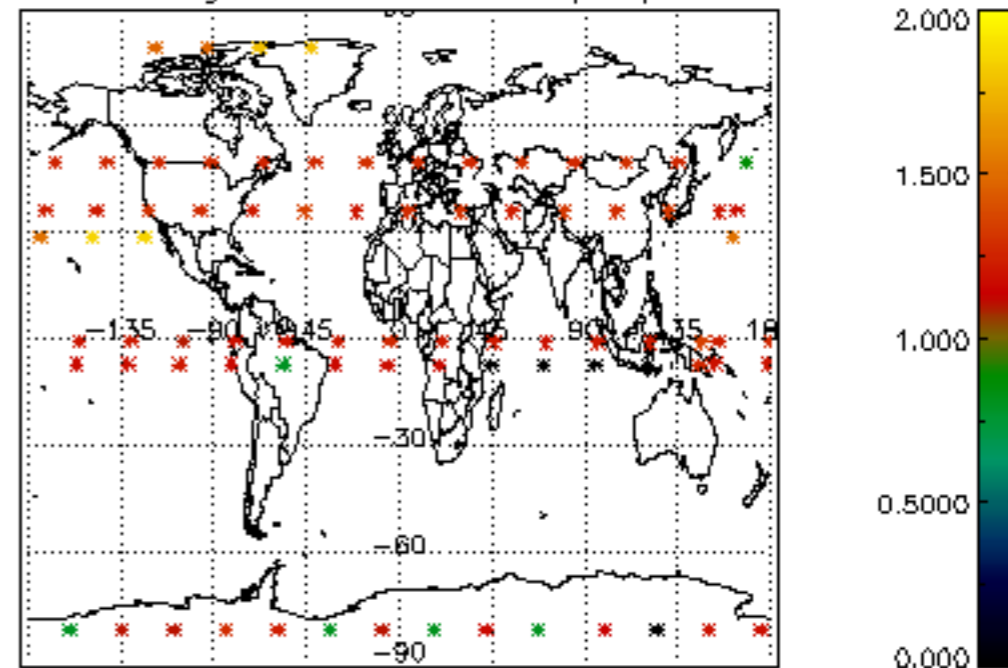
Percentage of saturation errors per profile



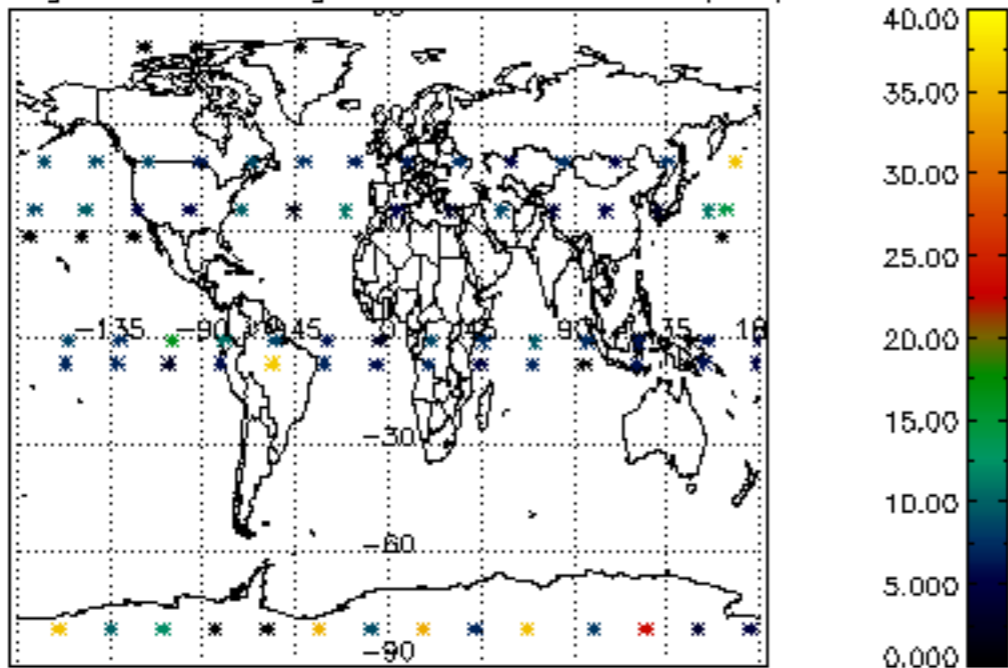
Percentage of cosmic ray hits per profile



Percentage of datation errors per profile



Percentage of star falling outside central band per profile



Percentage of saturation errors per profile

