

GOMOS Level 2 Daily Report

SUMMARY

[1. General Info](#)

[2. Summary of processed GOM_NL_2P products](#)

[3. Level 2 Quality information per product](#)

[3.1 Plot of level 2 quality information per product \(time dependant\)](#)

[3.2 Plot of level 2 quality information per product \(world map\)](#)

[4. Level 1 Quality information per product \(stored on level 2 products\)](#)

[4.1 Plot of level 1 quality information per product \(time dependant\)](#)

[4.1.1 Plot of level 1 quality information per product \(time dependant\): ASCENDING](#)

[4.1.2 Plot of level 1 quality information per product \(time dependant\): DESCENDING](#)

[4.2 Plot of level 1 quality information per product \(world map\)](#)

[4.2.1 Plot of level 1 quality information per product \(world map\): ASCENDING](#)

[4.2.2 Plot of level 1 quality information per product \(world map\): DESCENDING](#)

[5. Ozone profiles based on quality statistics and other trace gas profiles](#)

[5.1 Ozone statistics based on quality of products](#)

[5.2 Plot ozone profiles for all STD \(dark without errors\)](#)

[5.3 Plot ozone profiles where STD < 20% \(dark without errors\)](#)

[5.4. Plot ozone profiles where STD < 10% \(dark without errors\)](#)

[5.5. Plot ozone profiles where STD < 5% \(dark without errors\)](#)

[5.6 Plot NO2 profiles for all STD \(dark without errors\)](#)

[5.7 Plot NO3 profiles for all STD \(dark without errors\)](#)

[5.8 Plot H2O profiles \(only for occultations of stars 1,2,3,4,13,14,16,26,63 dark without errors\) for all STD](#)

[6. Auxiliary Data Files used for the production reported in section 2](#)

This report presents the daily analysis on parameters extracted from GOMOS level 2 data (GOM_NL__2P). It is intended to monitor some important parameters that will impact the quality of these products. A list of level 2 products (and content) that have arrived during the reporting day to the PCF is also given.

Item	Value
Time of report generation	22APR2013 20:16:56
Data source version	GOMOS/6.01
Start time of products	02-06-2007 (02JUN2007 00:00:00)
Stop time of products	03-06-2007 (03JUN2007 00:00:00)
Store outputs in DB	Yes
Nb of level 2 prods	229
Nb of prods with errors	0

2. Summary of processed GOM_NL__2P products.

Nr	Filename	UTC Start time	Limb	Duration	Star Id	Star Name	Star Mag	Star Temp	Nb Meas	Orbit	Prod. error
1	GOM_NL__2PRFIN20070602_000248_000000432058_00360_27468_5492.N1	02-JUN-2007 00:02:48	Straylight	43.000	45	Alp Pav	1.9400	26000.	86	27468	No
2	GOM_NL__2PRFIN20070602_000857_000000412058_00360_27468_5493.N1	02-JUN-2007 00:08:57	Straylight	41.000	141	Bet Ara	2.8400	4600.0	82	27468	No
3	GOM_NL__2PRFIN20070602_001013_000000412058_00360_27468_5494.N1	02-JUN-2007 00:10:13	Straylight	40.500	147	Alp Ara	2.8770	26000.	81	27468	No
4	GOM_NL__2PRFIN20070602_001154_000000452058_00360_27468_5495.N1	02-JUN-2007 00:11:54	Straylight	45.000	40	The Sco	1.8590	7100.0	90	27468	No
5	GOM_NL__2PRFIN20070602_001342_000000492058_00360_27468_5496.N1	02-JUN-2007 00:13:42	Tw_i_and_stray	48.500	25	35Lam Sco	1.6200	28000.	97	27468	No
6	GOM_NL__2PRFIN20070602_001527_000000472058_00360_27468_5497.N1	02-JUN-2007 00:15:27	Tw_i_and_stray	47.000	75	26Eps Sco	2.2910	4250.0	94	27468	No
7	GOM_NL__2PRFIN20070602_001729_000000392058_00360_27468_5498.N1	02-JUN-2007 00:17:29	Bright	38.500	136	23Tau Sco	2.8220	30000.	77	27468	No
8	GOM_NL__2PRFIN20070602_002020_000000372058_00360_27468_5499.N1	02-JUN-2007 00:20:20	Bright	37.000	97	8Bet1Sco	2.5610	30000.	74	27468	No
9	GOM_NL__2PRFIN20070602_002257_000000412058_00360_27468_5500.N1	02-JUN-2007 00:22:57	Bright	40.500	98	13Zet Oph	2.5710	30000.	81	27468	No
10	GOM_NL__2PRFIN20070602_002508_000000392058_00360_27468_5501.N1	02-JUN-2007 00:25:08	Bright	39.000	120	1Del Oph	2.7340	3200.0	78	27468	No
11	GOM_NL__2PRFIN20070602_002809_000000362058_00360_27468_5502.N1	02-JUN-2007 00:28:09	Bright	36.000	102	24Alp Ser	2.6000	4250.0	72	27468	No
12	GOM_NL__2PRFIN20070602_003403_000000352058_00360_27468_5503.N1	02-JUN-2007 00:34:03	Bright	35.000	67	5Alp CrB	2.2210	11000.	70	27468	No
13	GOM_NL__2PRFIN20070602_004437_000000392058_00360_27468_5504.N1	02-JUN-2007 00:44:37	Bright	38.500	119	14Eta Dra	2.7270	4700.0	77	27468	No
14	GOM_NL__2PRFIN20070602_004720_000000372058_00360_27468_5505.N1	02-JUN-2007 00:47:20	Bright	37.000	60	7Bet UMi	2.0810	3950.0	74	27468	No
15	GOM_NL__2PRFIN20070602_005201_000000352058_00360_27468_5506.N1	02-JUN-2007 00:52:01	Bright	34.500	49	1Alp UMi	1.9900	6300.0	69	27468	No
16	GOM_NL__2PRFIN20070602_010003_000000372058_00360_27468_5507.N1	02-JUN-2007 01:00:03	Bright	36.500	76	27Gam Cas	2.3000	30000.	73	27468	No
17	GOM_NL__2PRFIN20070602_010749_000000442058_00360_27468_5508.N1	02-JUN-2007 01:07:49	Bright	43.500	53	43Bet And	2.0480	3300.0	87	27468	No
18	GOM_NL__2PRFIN20070602_012431_000000482058_00360_27468_5509.N1	02-JUN-2007 01:24:31	Dark	48.000	52	16Bet Cet	2.0370	4500.0	96	27468	No
19	GOM_NL__2PRFIN20070602_013113_000000462058_00360_27468_5510.N1	02-JUN-2007 01:31:13	Dark	45.500	84	Alp Phe	2.3970	4500.0	91	27468	No
20	GOM_NL__2PRFIN20070602_013635_000000592058_00361_27469_5512.N1	02-JUN-2007 01:36:35	Dark	58.500	63	Bet Gru	2.1500	2800.0	117	27469	No
21	GOM_NL__2PRFIN20070602_013828_000000452058_00361_27469_5513.N1	02-JUN-2007 01:38:28	Dark	44.500	31	Alp Gru	1.7340	15200.	89	27469	No
22	GOM_NL__2PRFIN20070602_014324_000000442058_00361_27469_5514.N1	02-JUN-2007 01:43:24	Straylight	44.000	45	Alp Pav	1.9400	26000.	88	27469	No
23	GOM_NL__2PRFIN20070602_014934_000000422058_00361_27469_5515.N1	02-JUN-2007 01:49:34	Straylight	41.500	141	Bet Ara	2.8400	4600.0	83	27469	No
24	GOM_NL__2PRFIN20070602_015049_000000402058_00361_27469_5516.N1	02-JUN-2007 01:50:49	Straylight	39.500	147	Alp Ara	2.8770	26000.	79	27469	No
25	GOM_NL__2PRFIN20070602_015230_000000522058_00361_27469_5517.N1	02-JUN-2007 01:52:30	Straylight	52.000	40	The Sco	1.8590	7100.0	104	27469	No
26	GOM_NL__2PRFIN20070602_015418_000000452058_00361_27469_5518.N1	02-JUN-2007 01:54:18	Tw_i_and_stray	45.000	25	35Lam Sco	1.6200	28000.	90	27469	No
27	GOM_NL__2PRFIN20070602_015604_000000502058_00361_27469_5519.N1	02-JUN-2007 01:56:04	Tw_i_and_stray	49.500	75	26Eps Sco	2.2910	4250.0	99	27469	No
28	GOM_NL__2PRFIN20070602_015805_000000412058_00361_27469_5520.N1	02-JUN-2007 01:58:05	Bright	40.500	136	23Tau Sco	2.8220	30000.	81	27469	No
29	GOM_NL__2PRFIN20070602_020056_000000362058_00361_27469_5521.N1	02-JUN-2007 02:00:56	Bright	35.500	97	8Bet1Sco	2.5610	30000.	71	27469	No
30	GOM_NL__2PRFIN20070602_020333_000000412058_00361_27469_5522.N1	02-JUN-2007 02:03:33	Bright	40.500	98	13Zet Oph	2.5710	30000.	81	27469	No
31	GOM_NL__2PRFIN20070602_020544_000000392058_00361_27469_5523.N1	02-JUN-2007 02:05:44	Bright	39.000	120	1Del Oph	2.7340	3200.0	78	27469	No
32	GOM_NL__2PRFIN20070602_020845_000000362058_00361_27469_5524.N1	02-JUN-2007 02:08:45	Bright	36.000	102	24Alp Ser	2.6000	4250.0	72	27469	No
33	GOM_NL__2PRFIN20070602_021438_000000382058_00361_27469_5525.N1	02-JUN-2007 02:14:38	Bright	37.500	67	5Alp CrB	2.2210	11000.	75	27469	No
34	GOM_NL__2PRFIN20070602_022513_000000362058_00361_27469_5526.N1	02-JUN-2007 02:25:13	Bright	35.500	119	14Eta Dra	2.7270	4700.0	71	27469	No
35	GOM_NL__2PRFIN20070602_022756_000000522058_00361_27469_5527.N1	02-JUN-2007 02:27:56	Bright	52.000	60	7Bet UMi	2.0810	3950.0	104	27469	No
36	GOM_NL__2PRFIN20070602_023237_000000322058_00361_27469_5528.N1	02-JUN-2007 02:32:37	Bright	32.000	49	1Alp UMi	1.9900	6300.0	64	27469	No
37	GOM_NL__2PRFIN20070602_024039_000000542058_00361_27469_5529.N1	02-JUN-2007 02:40:39	Bright	53.500	76	27Gam Cas	2.3000	30000.	107	27469	No
38	GOM_NL__2PRFIN20070602_024825_000000432058_00361_27469_5530.N1	02-JUN-2007 02:48:25	Bright	42.500	53	43Bet And	2.0480	3300.0	85	27469	No
39	GOM_NL__2PRFIN20070602_030508_000000492058_00361_27469_5531.N1	02-JUN-2007 03:05:08	Dark	49.000	52	16Bet Cet	2.0370	4500.0	98	27469	No
40	GOM_NL__2PRFIN20070602_031150_000000422058_00361_27469_5532.N1	02-JUN-2007 03:11:50	Dark	42.000	84	Alp Phe	2.3970	4500.0	84	27469	No
41	GOM_NL__2PRFIN20070602_031712_000000572058_00362_27470_5523.N1	02-JUN-2007 03:17:12	Dark	57.000	63	Bet Gru	2.1500	2800.0	114	27470	No
42	GOM_NL__2PRFIN20070602_031905_000000472058_00362_27470_5524.N1	02-JUN-2007 03:19:05	Dark	47.000	31	Alp Gru	1.7340	15200.	94	27470	No

43	GOM_NL__2PRFIN20070602_032401_000000432058_00362_27470_5525.N1	02-JUN-2007 03:24:01	Straylight	42.500	45	Alp Pav	1.9400	26000.	85	27470	No
44	GOM_NL__2PRFIN20070602_033010_000000412058_00362_27470_5526.N1	02-JUN-2007 03:30:10	Straylight	41.000	141	Bet Ara	2.8400	4600.0	82	27470	No
45	GOM_NL__2PRFIN20070602_033125_000000412058_00362_27470_5527.N1	02-JUN-2007 03:31:25	Straylight	41.000	147	Alp Ara	2.8770	26000.	82	27470	No
46	GOM_NL__2PRFIN20070602_033307_000000462058_00362_27470_5528.N1	02-JUN-2007 03:33:07	Straylight	46.000	40	The Sco	1.8590	7100.0	92	27470	No
47	GOM_NL__2PRFIN20070602_033454_000000442058_00362_27470_5529.N1	02-JUN-2007 03:34:54	Tw_i_and_stray	44.000	25	35Lam Sco	1.6200	28000.	88	27470	No
48	GOM_NL__2PRFIN20070602_033640_000000492058_00362_27470_5530.N1	02-JUN-2007 03:36:40	Tw_i_and_stray	48.500	75	26Eps Sco	2.2910	4250.0	97	27470	No
49	GOM_NL__2PRFIN20070602_033841_000000492058_00362_27470_5531.N1	02-JUN-2007 03:38:41	Bright	49.000	136	23Tau Sco	2.8220	30000.	98	27470	No
50	GOM_NL__2PRFIN20070602_034132_000000372058_00362_27470_5532.N1	02-JUN-2007 03:41:32	Bright	37.000	97	8Bet1Sco	2.5610	30000.	74	27470	No
51	GOM_NL__2PRFIN20070602_034409_000000412058_00362_27470_5533.N1	02-JUN-2007 03:44:09	Bright	41.000	98	13Zet Oph	2.5710	30000.	82	27470	No
52	GOM_NL__2PRFIN20070602_034620_000000392058_00362_27470_5534.N1	02-JUN-2007 03:46:20	Bright	39.000	120	1Del Oph	2.7340	3200.0	78	27470	No
53	GOM_NL__2PRFIN20070602_034921_000000362058_00362_27470_5535.N1	02-JUN-2007 03:49:21	Bright	36.000	102	24Alp Ser	2.6000	4250.0	72	27470	No
54	GOM_NL__2PRFIN20070602_035514_000000372058_00362_27470_5536.N1	02-JUN-2007 03:55:14	Bright	36.500	67	5Alp CrB	2.2210	11000.	73	27470	No
55	GOM_NL__2PRFIN20070602_040548_000000392058_00362_27470_5537.N1	02-JUN-2007 04:05:48	Bright	38.500	119	14Eta Dra	2.7270	4700.0	77	27470	No
56	GOM_NL__2PRFIN20070602_040832_000000522058_00362_27470_5538.N1	02-JUN-2007 04:08:32	Bright	52.000	60	7Bet UMi	2.0810	3950.0	104	27470	No
57	GOM_NL__2PRFIN20070602_041313_000000352058_00362_27470_5539.N1	02-JUN-2007 04:13:13	Bright	35.000	49	1Alp UMi	1.9900	6300.0	70	27470	No
58	GOM_NL__2PRFIN20070602_042115_000000352058_00362_27470_5540.N1	02-JUN-2007 04:21:15	Bright	35.000	76	27Gam Cas	2.3000	30000.	70	27470	No
59	GOM_NL__2PRFIN20070602_042902_000000452058_00362_27470_5541.N1	02-JUN-2007 04:29:02	Bright	45.000	53	43Bet And	2.0480	3300.0	90	27470	No
60	GOM_NL__2PRFIN20070602_044545_000000462058_00362_27470_5542.N1	02-JUN-2007 04:45:45	Dark	45.500	52	16Bet Cet	2.0370	4500.0	91	27470	No
61	GOM_NL__2PRFIN20070602_045226_000000442058_00362_27470_5543.N1	02-JUN-2007 04:52:26	Dark	43.500	84	Alp Phe	2.3970	4500.0	87	27470	No
62	GOM_NL__2PRFIN20070602_045749_000000422058_00363_27471_5539.N1	02-JUN-2007 04:57:49	Dark	42.000	63	Bet Gru	2.1500	2800.0	84	27471	No
63	GOM_NL__2PRFIN20070602_045942_000000462058_00363_27471_5540.N1	02-JUN-2007 04:59:42	Dark	46.000	31	Alp Gru	1.7340	15200.	92	27471	No
64	GOM_NL__2PRFIN20070602_050438_000000422058_00363_27471_5541.N1	02-JUN-2007 05:04:38	Straylight	41.500	45	Alp Pav	1.9400	26000.	83	27471	No
65	GOM_NL__2PRFIN20070602_051046_000000432058_00363_27471_5542.N1	02-JUN-2007 05:10:46	Straylight	42.500	141	Bet Ara	2.8400	4600.0	85	27471	No
66	GOM_NL__2PRFIN20070602_051202_000000402058_00363_27471_5543.N1	02-JUN-2007 05:12:02	Straylight	40.000	147	Alp Ara	2.8770	26000.	80	27471	No
67	GOM_NL__2PRFIN20070602_051343_000000462058_00363_27471_5544.N1	02-JUN-2007 05:13:43	Straylight	46.000	40	The Sco	1.8590	7100.0	92	27471	No
68	GOM_NL__2PRFIN20070602_051531_000000442058_00363_27471_5545.N1	02-JUN-2007 05:15:31	Tw_i_and_stray	44.000	25	35Lam Sco	1.6200	28000.	88	27471	No
69	GOM_NL__2PRFIN20070602_051716_000000462058_00363_27471_5546.N1	02-JUN-2007 05:17:16	Tw_i_and_stray	45.500	75	26Eps Sco	2.2910	4250.0	91	27471	No
70	GOM_NL__2PRFIN20070602_051918_000000552058_00363_27471_5547.N1	02-JUN-2007 05:19:18	Bright	55.000	136	23Tau Sco	2.8220	30000.	110	27471	No
71	GOM_NL__2PRFIN20070602_052208_000000372058_00363_27471_5548.N1	02-JUN-2007 05:22:08	Bright	36.500	97	8Bet1Sco	2.5610	30000.	73	27471	No
72	GOM_NL__2PRFIN20070602_052445_000000412058_00363_27471_5549.N1	02-JUN-2007 05:24:45	Bright	41.000	98	13Zet Oph	2.5710	30000.	82	27471	No
73	GOM_NL__2PRFIN20070602_052656_000000402058_00363_27471_5550.N1	02-JUN-2007 05:26:56	Bright	39.500	120	1Del Oph	2.7340	3200.0	79	27471	No
74	GOM_NL__2PRFIN20070602_052957_000000362058_00363_27471_5551.N1	02-JUN-2007 05:29:57	Bright	36.000	102	24Alp Ser	2.6000	4250.0	72	27471	No
75	GOM_NL__2PRFIN20070602_053550_000000542058_00363_27471_5552.N1	02-JUN-2007 05:35:50	Bright	54.000	67	5Alp CrB	2.2210	11000.	108	27471	No
76	GOM_NL__2PRFIN20070602_054624_000000382058_00363_27471_5553.N1	02-JUN-2007 05:46:24	Bright	38.000	119	14Eta Dra	2.7270	4700.0	76	27471	No
77	GOM_NL__2PRFIN20070602_054908_000000342058_00363_27471_5554.N1	02-JUN-2007 05:49:08	Bright	33.500	60	7Bet UMi	2.0810	3950.0	67	27471	No
78	GOM_NL__2PRFIN20070602_055349_000000332058_00363_27471_5555.N1	02-JUN-2007 05:53:49	Bright	33.000	49	1Alp UMi	1.9900	6300.0	66	27471	No
79	GOM_NL__2PRFIN20070602_060150_000000372058_00363_27471_5556.N1	02-JUN-2007 06:01:50	Bright	37.000	76	27Gam Cas	2.3000	30000.	74	27471	No
80	GOM_NL__2PRFIN20070602_060938_000000442058_00363_27471_5557.N1	02-JUN-2007 06:09:38	Bright	44.000	53	43Bet And	2.0480	3300.0	88	27471	No
81	GOM_NL__2PRFIN20070602_062621_000000482058_00363_27471_5558.N1	02-JUN-2007 06:26:21	Dark	48.000	52	16Bet Cet	2.0370	4500.0	96	27471	No
82	GOM_NL__2PRFIN20070602_063303_000000442058_00363_27471_5559.N1	02-JUN-2007 06:33:03	Dark	43.500	84	Alp Phe	2.3970	4500.0	87	27471	No
83	GOM_NL__2PRFIN20070602_063825_000000592058_00364_27472_5556.N1	02-JUN-2007 06:38:25	Dark	58.500	63	Bet Gru	2.1500	2800.0	117	27472	No
84	GOM_NL__2PRFIN20070602_064019_000000442058_00364_27472_5557.N1	02-JUN-2007 06:40:19	Dark	43.500	31	Alp Gru	1.7340	15200.	87	27472	No
85	GOM_NL__2PRFIN20070602_064514_000000422058_00364_27472_5558.N1	02-JUN-2007 06:45:14	Straylight	42.000	45	Alp Pav	1.9400	26000.	84	27472	No
86	GOM_NL__2PRFIN20070602_065123_000000392058_00364_27472_5559.N1	02-JUN-2007 06:51:23	Straylight	39.000	141	Bet Ara	2.8400	4600.0	78	27472	No
87	GOM_NL__2PRFIN20070602_065238_000000422058_00364_27472_5560.N1	02-JUN-2007 06:52:38	Straylight	41.500	147	Alp Ara	2.8770	26000.	83	27472	No
88	GOM_NL__2PRFIN20070602_065420_000000462058_00364_27472_5561.N1	02-JUN-2007 06:54:20	Straylight	45.500	40	The Sco	1.8590	7100.0	91	27472	No
89	GOM_NL__2PRFIN20070602_065607_000000472058_00364_27472_5562.N1	02-JUN-2007 06:56:07	Tw_i_and_stray	47.000	25	35Lam Sco	1.6200	28000.	94	27472	No
90	GOM_NL__2PRFIN20070602_065752_000000472058_00364_27472_5563.N1	02-JUN-2007 06:57:52	Tw_i_and_stray	46.500	75	26Eps Sco	2.2910	4250.0	93	27472	No
91	GOM_NL__2PRFIN20070602_065954_000000422058_00364_27472_5564.N1	02-JUN-2007 06:59:54	Bright	41.500	136	23Tau Sco	2.8220	30000.	83	27472	No
92	GOM_NL__2PRFIN20070602_070244_000000382058_00364_27472_5565.N1	02-JUN-2007 07:02:44	Bright	37.500	97	8Bet1Sco	2.5610	30000.	75	27472	No
93	GOM_NL__2PRFIN20070602_070521_000000412058_00364_27472_5566.N1	02-JUN-2007 07:05:21	Bright	41.000	98	13Zet Oph	2.5710	30000.	82	27472	No
94	GOM_NL__2PRFIN20070602_070732_000000402058_00364_27472_5567.N1	02-JUN-2007 07:07:32	Bright	39.500	120	1Del Oph	2.7340	3200.0	79	27472	No
95	GOM_NL__2PRFIN20070602_071033_000000372058_00364_27472_5568.N1	02-JUN-2007 07:10:33	Bright	36.500	102	24Alp Ser	2.6000	4250.0	73	27472	No
96	GOM_NL__2PRFIN20070602_071626_000000382058_00364_27472_5569.N1	02-JUN-2007 07:16:26	Bright	37.500	67	5Alp CrB	2.2210	11000.	75	27472	No
97	GOM_NL__2PRFIN20070602_072700_000000372058_00364_27472_5570.N1	02-JUN-2007 07:27:00	Bright	37.000	119	14Eta Dra	2.7270	4700.0	74	27472	No
98	GOM_NL__2PRFIN20070602_072944_000000342058_00364_27472_5571.N1	02-JUN-2007 07:29:44	Bright	33.500	60	7Bet UMi	2.0810	3950.0	67	27472	No
99	GOM_NL__2PRFIN20070602_073425_000000342058_00364_27472_5572.N1	02-JUN-2007 07:34:25	Bright	33.500	49	1Alp UMi	1.9900	6300.0	67	27472	No
100	GOM_NL__2PRFIN20070602_074226_000000412058_00364_27472_5573.N1	02-JUN-2007 07:42:26	Bright	41.000	76	27Gam Cas	2.3000	30000.	82	27472	No
101	GOM_NL__2PRFIN20070602_075014_000000452058_00364_27472_5574.N1	02-JUN-2007 07:50:14	Bright	45.000	53	43Bet And	2.0480	3300.0	90	27472	No

102	GOM_NL__2PRFIN20070602_080658_000000482058_00364_27472_5575.N1	02-JUN-2007 08:06:58	Dark	47.500	52	16Bet Cet	2.0370	4500.0	95	27472	No
103	GOM_NL__2PRFIN20070602_081339_000000412058_00364_27472_5576.N1	02-JUN-2007 08:13:39	Dark	41.000	84	Alp Phe	2.3970	4500.0	82	27472	No
104	GOM_NL__2PRFIN20070602_081902_000000622058_00365_27473_5571.N1	02-JUN-2007 08:19:02	Dark	62.000	63	Bet Gru	2.1500	2800.0	124	27473	No
105	GOM_NL__2PRFIN20070602_082056_000000452058_00365_27473_5572.N1	02-JUN-2007 08:20:56	Dark	44.500	31	Alp Gru	1.7340	15200.	89	27473	No
106	GOM_NL__2PRFIN20070602_082551_000000432058_00365_27473_5573.N1	02-JUN-2007 08:25:51	Straylight	43.000	45	Alp Pav	1.9400	26000.	86	27473	No
107	GOM_NL__2PRFIN20070602_083159_000000422058_00365_27473_5574.N1	02-JUN-2007 08:31:59	Straylight	42.000	141	Bet Ara	2.8400	4600.0	84	27473	No
108	GOM_NL__2PRFIN20070602_083315_000000392058_00365_27473_5575.N1	02-JUN-2007 08:33:15	Straylight	39.000	147	Alp Ara	2.8770	26000.	78	27473	No
109	GOM_NL__2PRFIN20070602_083456_000000492058_00365_27473_5576.N1	02-JUN-2007 08:34:56	Straylight	48.500	40	The Sco	1.8590	7100.0	97	27473	No
110	GOM_NL__2PRFIN20070602_083644_000000472058_00365_27473_5577.N1	02-JUN-2007 08:36:44	Twi_and_stray	47.000	25	35Lam Sco	1.6200	28000.	94	27473	No
111	GOM_NL__2PRFIN20070602_083829_000000492058_00365_27473_5578.N1	02-JUN-2007 08:38:29	Twi_and_stray	48.500	75	26Eps Sco	2.2910	4250.0	97	27473	No
112	GOM_NL__2PRFIN20070602_084030_000000452058_00365_27473_5579.N1	02-JUN-2007 08:40:30	Bright	44.500	136	23Tau Sco	2.8220	30000.	89	27473	No
113	GOM_NL__2PRFIN20070602_084320_000000382058_00365_27473_5580.N1	02-JUN-2007 08:43:20	Bright	37.500	97	8Bet1Sco	2.5610	30000.	75	27473	No
114	GOM_NL__2PRFIN20070602_084557_000000392058_00365_27473_5581.N1	02-JUN-2007 08:45:57	Bright	39.000	98	13Zet Oph	2.5710	30000.	78	27473	No
115	GOM_NL__2PRFIN20070602_084808_000000392058_00365_27473_5582.N1	02-JUN-2007 08:48:08	Bright	39.000	120	1Del Oph	2.7340	3200.0	78	27473	No
116	GOM_NL__2PRFIN20070602_085109_000000362058_00365_27473_5583.N1	02-JUN-2007 08:51:09	Bright	36.000	102	24Alp Ser	2.6000	4250.0	72	27473	No
117	GOM_NL__2PRFIN20070602_085702_000000382058_00365_27473_5584.N1	02-JUN-2007 08:57:02	Bright	37.500	67	5Alp CrB	2.2210	11000.	75	27473	No
118	GOM_NL__2PRFIN20070602_090735_000000392058_00365_27473_5585.N1	02-JUN-2007 09:07:35	Bright	38.500	119	14Eta Dra	2.7270	4700.0	77	27473	No
119	GOM_NL__2PRFIN20070602_091020_000000342058_00365_27473_5586.N1	02-JUN-2007 09:10:20	Bright	33.500	60	7Bet UMi	2.0810	3950.0	67	27473	No
120	GOM_NL__2PRFIN20070602_091501_000000352058_00365_27473_5587.N1	02-JUN-2007 09:15:01	Bright	35.000	49	1Alp UMi	1.9900	6300.0	70	27473	No
121	GOM_NL__2PRFIN20070602_092302_000000352058_00365_27473_5588.N1	02-JUN-2007 09:23:02	Bright	35.000	76	27Gam Cas	2.3000	30000.	70	27473	No
122	GOM_NL__2PRFIN20070602_093050_000000442058_00365_27473_5589.N1	02-JUN-2007 09:30:50	Bright	43.500	53	43Bet And	2.0480	3300.0	87	27473	No
123	GOM_NL__2PRFIN20070602_094734_000000482058_00365_27473_5590.N1	02-JUN-2007 09:47:34	Dark	47.500	52	16Bet Cet	2.0370	4500.0	95	27473	No
124	GOM_NL__2PRFIN20070602_095416_000000452058_00365_27473_5591.N1	02-JUN-2007 09:54:16	Dark	45.000	84	Alp Phe	2.3970	4500.0	90	27473	No
125	GOM_NL__2PRFIN20070602_095939_000000552058_00366_27474_5628.N1	02-JUN-2007 09:59:39	Dark	54.500	63	Bet Gru	2.1500	2800.0	109	27474	No
126	GOM_NL__2PRFIN20070602_100132_000000482058_00366_27474_5629.N1	02-JUN-2007 10:01:32	Dark	47.500	31	Alp Gru	1.7340	15200.	95	27474	No
127	GOM_NL__2PRFIN20070602_100628_000000432058_00366_27474_5630.N1	02-JUN-2007 10:06:28	Straylight	43.000	45	Alp Pav	1.9400	26000.	86	27474	No
128	GOM_NL__2PRFIN20070602_101235_000000422058_00366_27474_5631.N1	02-JUN-2007 10:12:35	Straylight	42.000	141	Bet Ara	2.8400	4600.0	84	27474	No
129	GOM_NL__2PRFIN20070602_101351_000000402058_00366_27474_5632.N1	02-JUN-2007 10:13:51	Straylight	39.500	147	Alp Ara	2.8770	26000.	79	27474	No
130	GOM_NL__2PRFIN20070602_101532_000000432058_00366_27474_5633.N1	02-JUN-2007 10:15:32	Straylight	42.500	40	The Sco	1.8590	7100.0	85	27474	No
131	GOM_NL__2PRFIN20070602_101720_000000482058_00366_27474_5634.N1	02-JUN-2007 10:17:20	Twi_and_stray	47.500	25	35Lam Sco	1.6200	28000.	95	27474	No
132	GOM_NL__2PRFIN20070602_101905_000000472058_00366_27474_5635.N1	02-JUN-2007 10:19:05	Twi_and_stray	46.500	75	26Eps Sco	2.2910	4250.0	93	27474	No
133	GOM_NL__2PRFIN20070602_102106_000000492058_00366_27474_5636.N1	02-JUN-2007 10:21:06	Bright	48.500	136	23Tau Sco	2.8220	30000.	97	27474	No
134	GOM_NL__2PRFIN20070602_102356_000000382058_00366_27474_5637.N1	02-JUN-2007 10:23:56	Bright	37.500	97	8Bet1Sco	2.5610	30000.	75	27474	No
135	GOM_NL__2PRFIN20070602_102633_000000412058_00366_27474_5638.N1	02-JUN-2007 10:26:33	Bright	40.500	98	13Zet Oph	2.5710	30000.	81	27474	No
136	GOM_NL__2PRFIN20070602_102844_000000392058_00366_27474_5639.N1	02-JUN-2007 10:28:44	Bright	38.500	120	1Del Oph	2.7340	3200.0	77	27474	No
137	GOM_NL__2PRFIN20070602_103145_000000362058_00366_27474_5640.N1	02-JUN-2007 10:31:45	Bright	36.000	102	24Alp Ser	2.6000	4250.0	72	27474	No
138	GOM_NL__2PRFIN20070602_103738_000000362058_00366_27474_5641.N1	02-JUN-2007 10:37:38	Bright	35.500	67	5Alp CrB	2.2210	11000.	71	27474	No
139	GOM_NL__2PRFIN20070602_104811_000000392058_00366_27474_5642.N1	02-JUN-2007 10:48:11	Bright	39.000	119	14Eta Dra	2.7270	4700.0	78	27474	No
140	GOM_NL__2PRFIN20070602_105056_000000372058_00366_27474_5643.N1	02-JUN-2007 10:50:56	Bright	37.000	60	7Bet UMi	2.0810	3950.0	74	27474	No
141	GOM_NL__2PRFIN20070602_105537_000000352058_00366_27474_5644.N1	02-JUN-2007 10:55:37	Bright	35.000	49	1Alp UMi	1.9900	6300.0	70	27474	No
142	GOM_NL__2PRFIN20070602_110338_000000352058_00366_27474_5645.N1	02-JUN-2007 11:03:38	Bright	35.000	76	27Gam Cas	2.3000	30000.	70	27474	No
143	GOM_NL__2PRFIN20070602_111126_000000452058_00366_27474_5646.N1	02-JUN-2007 11:11:26	Bright	45.000	53	43Bet And	2.0480	3300.0	90	27474	No
144	GOM_NL__2PRFIN20070602_112811_000000482058_00366_27474_5647.N1	02-JUN-2007 11:28:11	Dark	47.500	52	16Bet Cet	2.0370	4500.0	95	27474	No
145	GOM_NL__2PRFIN20070602_113452_000000442058_00366_27474_5648.N1	02-JUN-2007 11:34:52	Dark	43.500	84	Alp Phe	2.3970	4500.0	87	27474	No
146	GOM_NL__2PRFIN20070602_114016_000000482058_00367_27475_5639.N1	02-JUN-2007 11:40:16	Dark	47.500	63	Bet Gru	2.1500	2800.0	95	27475	No
147	GOM_NL__2PRFIN20070602_114209_000000462058_00367_27475_5640.N1	02-JUN-2007 11:42:09	Dark	45.500	31	Alp Gru	1.7340	15200.	91	27475	No
148	GOM_NL__2PRFIN20070602_114704_000000442058_00367_27475_5641.N1	02-JUN-2007 11:47:04	Straylight	43.500	45	Alp Pav	1.9400	26000.	87	27475	No
149	GOM_NL__2PRFIN20070602_115311_000000392058_00367_27475_5642.N1	02-JUN-2007 11:53:11	Straylight	38.500	141	Bet Ara	2.8400	4600.0	77	27475	No
150	GOM_NL__2PRFIN20070602_115427_000000402058_00367_27475_5643.N1	02-JUN-2007 11:54:27	Straylight	40.000	147	Alp Ara	2.8770	26000.	80	27475	No
151	GOM_NL__2PRFIN20070602_115609_000000432058_00367_27475_5644.N1	02-JUN-2007 11:56:09	Straylight	43.000	40	The Sco	1.8590	7100.0	86	27475	No
152	GOM_NL__2PRFIN20070602_115756_000000472058_00367_27475_5645.N1	02-JUN-2007 11:57:56	Twi_and_stray	46.500	25	35Lam Sco	1.6200	28000.	93	27475	No
153	GOM_NL__2PRFIN20070602_115941_000000442058_00367_27475_5646.N1	02-JUN-2007 11:59:41	Twi_and_stray	43.500	75	26Eps Sco	2.2910	4250.0	87	27475	No
154	GOM_NL__2PRFIN20070602_120142_000000472058_00367_27475_5647.N1	02-JUN-2007 12:01:42	Bright	46.500	136	23Tau Sco	2.8220	30000.	93	27475	No
155	GOM_NL__2PRFIN20070602_120432_000000372058_00367_27475_5648.N1	02-JUN-2007 12:04:32	Bright	37.000	97	8Bet1Sco	2.5610	30000.	74	27475	No
156	GOM_NL__2PRFIN20070602_120709_000000412058_00367_27475_5649.N1	02-JUN-2007 12:07:09	Bright	40.500	98	13Zet Oph	2.5710	30000.	81	27475	No
157	GOM_NL__2PRFIN20070602_120920_000000392058_00367_27475_5650.N1	02-JUN-2007 12:09:20	Bright	38.500	120	1Del Oph	2.7340	3200.0	77	27475	No
158	GOM_NL__2PRFIN20070602_121221_000000372058_00367_27475_5651.N1	02-JUN-2007 12:12:21	Bright	36.500	102	24Alp Ser	2.6000	4250.0	73	27475	No
159	GOM_NL__2PRFIN20070602_121813_000000362058_00367_27475_5652.N1	02-JUN-2007 12:18:13	Bright	36.000	67	5Alp CrB	2.2210	11000.	72	27475	No
160	GOM_NL__2PRFIN20070602_122847_000000392058_00367_27475_5653.N1	02-JUN-2007 12:28:47	Bright	38.500	119	14Eta Dra	2.7270	4700.0	77	27475	No

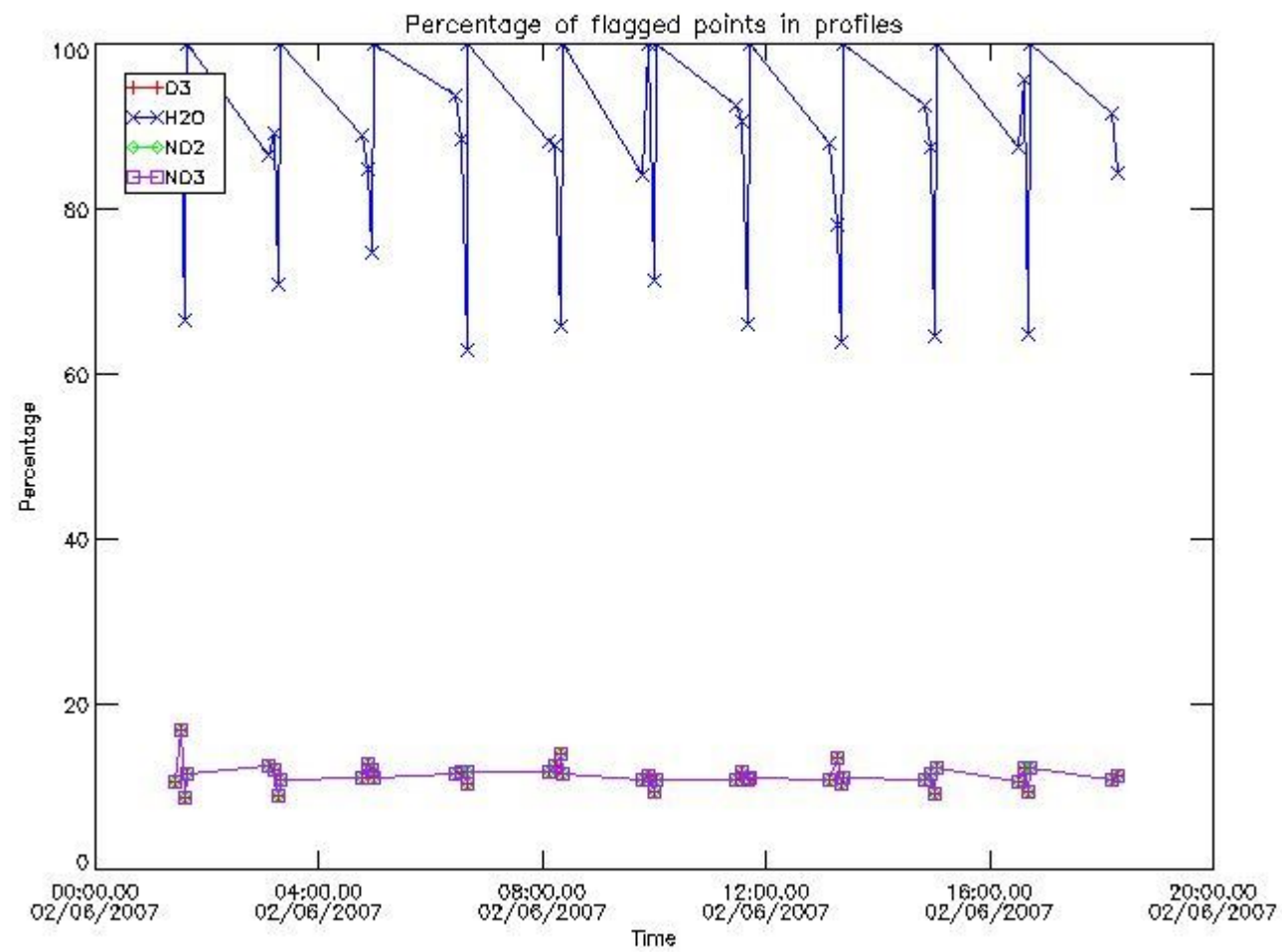
161	GOM_NL__2PRFIN20070602_123132_000000362058_00367_27475_5654.N1	02-JUN-2007 12:31:32	Bright	36.000	60	7Bet UMi	2.0810	3950.0	72	27475	No
162	GOM_NL__2PRFIN20070602_123613_000000362058_00367_27475_5655.N1	02-JUN-2007 12:36:13	Bright	36.000	49	1Alp UMi	1.9900	6300.0	72	27475	No
163	GOM_NL__2PRFIN20070602_124413_000000522058_00367_27475_5656.N1	02-JUN-2007 12:44:13	Bright	51.500	76	27Gam Cas	2.3000	30000.	103	27475	No
164	GOM_NL__2PRFIN20070602_125202_000000432058_00367_27475_5657.N1	02-JUN-2007 12:52:02	Bright	42.500	53	43Bet And	2.0480	3300.0	85	27475	No
165	GOM_NL__2PRFIN20070602_130847_000000472058_00367_27475_5658.N1	02-JUN-2007 13:08:47	Dark	46.500	52	16Bet Cet	2.0370	4500.0	93	27475	No
166	GOM_NL__2PRFIN20070602_131529_000000422058_00367_27475_5659.N1	02-JUN-2007 13:15:29	Dark	41.500	84	Alp Phe	2.3970	4500.0	83	27475	No
167	GOM_NL__2PRFIN20070602_132052_000000492058_00368_27476_5651.N1	02-JUN-2007 13:20:52	Dark	49.000	63	Bet Gru	2.1500	2800.0	98	27476	No
168	GOM_NL__2PRFIN20070602_132246_000000462058_00368_27476_5652.N1	02-JUN-2007 13:22:46	Dark	46.000	31	Alp Gru	1.7340	15200.	92	27476	No
169	GOM_NL__2PRFIN20070602_132741_000000432058_00368_27476_5653.N1	02-JUN-2007 13:27:41	Straylight	43.000	45	Alp Pav	1.9400	26000.	86	27476	No
170	GOM_NL__2PRFIN20070602_133348_000000402058_00368_27476_5654.N1	02-JUN-2007 13:33:48	Straylight	40.000	141	Bet Ara	2.8400	4600.0	80	27476	No
171	GOM_NL__2PRFIN20070602_133504_000000402058_00368_27476_5655.N1	02-JUN-2007 13:35:04	Straylight	39.500	147	Alp Ara	2.8770	26000.	79	27476	No
172	GOM_NL__2PRFIN20070602_133645_000000472058_00368_27476_5656.N1	02-JUN-2007 13:36:45	Straylight	46.500	40	The Sco	1.8590	7100.0	93	27476	No
173	GOM_NL__2PRFIN20070602_133833_000000452058_00368_27476_5657.N1	02-JUN-2007 13:38:33	Twi_and_stray	44.500	25	35Lam Sco	1.6200	28000.	89	27476	No
174	GOM_NL__2PRFIN20070602_134017_000000452058_00368_27476_5658.N1	02-JUN-2007 13:40:17	Twi_and_stray	45.000	75	26Eps Sco	2.2910	4250.0	90	27476	No
175	GOM_NL__2PRFIN20070602_134219_000000542058_00368_27476_5659.N1	02-JUN-2007 13:42:19	Bright	53.500	136	23Tau Sco	2.8220	30000.	107	27476	No
176	GOM_NL__2PRFIN20070602_134508_000000372058_00368_27476_5660.N1	02-JUN-2007 13:45:08	Bright	37.000	97	8Bet1Sco	2.5610	30000.	74	27476	No
177	GOM_NL__2PRFIN20070602_134745_000000412058_00368_27476_5661.N1	02-JUN-2007 13:47:45	Bright	40.500	98	13Zet Oph	2.5710	30000.	81	27476	No
178	GOM_NL__2PRFIN20070602_134956_000000392058_00368_27476_5662.N1	02-JUN-2007 13:49:56	Bright	39.000	120	1Del Oph	2.7340	3200.0	78	27476	No
179	GOM_NL__2PRFIN20070602_135256_000000362058_00368_27476_5663.N1	02-JUN-2007 13:52:56	Bright	36.000	102	24Alp Ser	2.6000	4250.0	72	27476	No
180	GOM_NL__2PRFIN20070602_135849_000000372058_00368_27476_5664.N1	02-JUN-2007 13:58:49	Bright	37.000	67	5Alp CrB	2.2210	11000.	74	27476	No
181	GOM_NL__2PRFIN20070602_140922_000000392058_00368_27476_5665.N1	02-JUN-2007 14:09:22	Bright	38.500	119	14Eta Dra	2.7270	4700.0	77	27476	No
182	GOM_NL__2PRFIN20070602_141208_000000372058_00368_27476_5666.N1	02-JUN-2007 14:12:08	Bright	37.000	60	7Bet UMi	2.0810	3950.0	74	27476	No
183	GOM_NL__2PRFIN20070602_142449_000000382058_00368_27476_5667.N1	02-JUN-2007 14:24:49	Bright	38.000	76	27Gam Cas	2.3000	30000.	76	27476	No
184	GOM_NL__2PRFIN20070602_143238_000000452058_00368_27476_5668.N1	02-JUN-2007 14:32:38	Bright	45.000	53	43Bet And	2.0480	3300.0	90	27476	No
185	GOM_NL__2PRFIN20070602_144924_000000482058_00368_27476_5669.N1	02-JUN-2007 14:49:24	Dark	47.500	52	16Bet Cet	2.0370	4500.0	95	27476	No
186	GOM_NL__2PRFIN20070602_145605_000000442058_00368_27476_5670.N1	02-JUN-2007 14:56:05	Dark	44.000	84	Alp Phe	2.3970	4500.0	88	27476	No
187	GOM_NL__2PRFIN20070602_150129_000000562058_00369_27477_5663.N1	02-JUN-2007 15:01:29	Dark	55.500	63	Bet Gru	2.1500	2800.0	111	27477	No
188	GOM_NL__2PRFIN20070602_150323_000000462058_00369_27477_5664.N1	02-JUN-2007 15:03:23	Dark	45.500	31	Alp Gru	1.7340	15200.	91	27477	No
189	GOM_NL__2PRFIN20070602_150817_000000432058_00369_27477_5665.N1	02-JUN-2007 15:08:17	Straylight	43.000	45	Alp Pav	1.9400	26000.	86	27477	No
190	GOM_NL__2PRFIN20070602_151424_000000412058_00369_27477_5666.N1	02-JUN-2007 15:14:24	Straylight	40.500	141	Bet Ara	2.8400	4600.0	81	27477	No
191	GOM_NL__2PRFIN20070602_151540_000000392058_00369_27477_5667.N1	02-JUN-2007 15:15:40	Straylight	39.000	147	Alp Ara	2.8770	26000.	78	27477	No
192	GOM_NL__2PRFIN20070602_151721_000000482058_00369_27477_5668.N1	02-JUN-2007 15:17:21	Straylight	48.000	40	The Sco	1.8590	7100.0	96	27477	No
193	GOM_NL__2PRFIN20070602_151909_000000472058_00369_27477_5669.N1	02-JUN-2007 15:19:09	Twi_and_stray	46.500	25	35Lam Sco	1.6200	28000.	93	27477	No
194	GOM_NL__2PRFIN20070602_152054_000000462058_00369_27477_5670.N1	02-JUN-2007 15:20:54	Twi_and_stray	45.500	75	26Eps Sco	2.2910	4250.0	91	27477	No
195	GOM_NL__2PRFIN20070602_152255_000000542058_00369_27477_5671.N1	02-JUN-2007 15:22:55	Bright	53.500	136	23Tau Sco	2.8220	30000.	107	27477	No
196	GOM_NL__2PRFIN20070602_152545_000000392058_00369_27477_5672.N1	02-JUN-2007 15:25:45	Bright	38.500	97	8Bet1Sco	2.5610	30000.	77	27477	No
197	GOM_NL__2PRFIN20070602_152821_000000412058_00369_27477_5673.N1	02-JUN-2007 15:28:21	Bright	40.500	98	13Zet Oph	2.5710	30000.	81	27477	No
198	GOM_NL__2PRFIN20070602_153032_000000392058_00369_27477_5674.N1	02-JUN-2007 15:30:32	Bright	39.000	120	1Del Oph	2.7340	3200.0	78	27477	No
199	GOM_NL__2PRFIN20070602_153332_000000372058_00369_27477_5675.N1	02-JUN-2007 15:33:32	Bright	36.500	102	24Alp Ser	2.6000	4250.0	73	27477	No
200	GOM_NL__2PRFIN20070602_153925_000000362058_00369_27477_5676.N1	02-JUN-2007 15:39:25	Bright	35.500	67	5Alp CrB	2.2210	11000.	71	27477	No
201	GOM_NL__2PRFIN20070602_154958_000000392058_00369_27477_5677.N1	02-JUN-2007 15:49:58	Bright	39.000	119	14Eta Dra	2.7270	4700.0	78	27477	No
202	GOM_NL__2PRFIN20070602_155243_000000332058_00369_27477_5678.N1	02-JUN-2007 15:52:43	Bright	33.000	60	7Bet UMi	2.0810	3950.0	66	27477	No
203	GOM_NL__2PRFIN20070602_155724_000000362058_00369_27477_5679.N1	02-JUN-2007 15:57:24	Bright	35.500	49	1Alp UMi	1.9900	6300.0	71	27477	No
204	GOM_NL__2PRFIN20070602_160525_000000562058_00369_27477_5680.N1	02-JUN-2007 16:05:25	Bright	56.000	76	27Gam Cas	2.3000	30000.	112	27477	No
205	GOM_NL__2PRFIN20070602_161314_000000422058_00369_27477_5681.N1	02-JUN-2007 16:13:14	Bright	41.500	53	43Bet And	2.0480	3300.0	83	27477	No
206	GOM_NL__2PRFIN20070602_163001_000000492058_00369_27477_5682.N1	02-JUN-2007 16:30:01	Dark	48.500	52	16Bet Cet	2.0370	4500.0	97	27477	No
207	GOM_NL__2PRFIN20070602_163642_000000462058_00369_27477_5683.N1	02-JUN-2007 16:36:42	Dark	46.000	84	Alp Phe	2.3970	4500.0	92	27477	No
208	GOM_NL__2PRFIN20070602_164206_000000552058_00370_27478_5703.N1	02-JUN-2007 16:42:06	Dark	54.500	63	Bet Gru	2.1500	2800.0	109	27478	No
209	GOM_NL__2PRFIN20070602_164400_000000462058_00370_27478_5704.N1	02-JUN-2007 16:44:00	Dark	46.000	31	Alp Gru	1.7340	15200.	92	27478	No
210	GOM_NL__2PRFIN20070602_164854_000000442058_00370_27478_5705.N1	02-JUN-2007 16:48:54	Straylight	43.500	45	Alp Pav	1.9400	26000.	87	27478	No
211	GOM_NL__2PRFIN20070602_165500_000000402058_00370_27478_5706.N1	02-JUN-2007 16:55:00	Straylight	40.000	141	Bet Ara	2.8400	4600.0	80	27478	No
212	GOM_NL__2PRFIN20070602_165616_000000392058_00370_27478_5707.N1	02-JUN-2007 16:56:16	Straylight	38.500	147	Alp Ara	2.8770	26000.	77	27478	No
213	GOM_NL__2PRFIN20070602_165758_000000462058_00370_27478_5708.N1	02-JUN-2007 16:57:58	Straylight	45.500	40	The Sco	1.8590	7100.0	91	27478	No
214	GOM_NL__2PRFIN20070602_165945_000000462058_00370_27478_5709.N1	02-JUN-2007 16:59:45	Twi_and_stray	45.500	25	35Lam Sco	1.6200	28000.	91	27478	No
215	GOM_NL__2PRFIN20070602_170130_000000462058_00370_27478_5710.N1	02-JUN-2007 17:01:30	Twi_and_stray	46.000	75	26Eps Sco	2.2910	4250.0	92	27478	No
216	GOM_NL__2PRFIN20070602_170331_000000472058_00370_27478_5711.N1	02-JUN-2007 17:03:31	Bright	47.000	136	23Tau Sco	2.8220	30000.	94	27478	No
217	GOM_NL__2PRFIN20070602_170621_000000392058_00370_27478_5712.N1	02-JUN-2007 17:06:21	Bright	38.500	97	8Bet1Sco	2.5610	30000.	77	27478	No
218	GOM_NL__2PRFIN20070602_170857_000000412058_00370_27478_5713.N1	02-JUN-2007 17:08:57	Bright	40.500	98	13Zet Oph	2.5710	30000.	81	27478	No
219	GOM_NL__2PRFIN20070602_171108_000000392058_00370_27478_5714.N1	02-JUN-2007 17:11:08	Bright	38.500	120	1Del Oph	2.7340	3200.0	77	27478	No

220	GOM_NL__2PRFIN20070602_171408_000000372058_00370_27478_5715.N1	02-JUN-2007 17:14:08	Bright	36.500	102	24Alp Ser	2.6000	4250.0	73	27478	No
221	GOM_NL__2PRFIN20070602_171910_000000262058_00370_27478_5716.N1	02-JUN-2007 17:19:10	Twi_and_stray	26.000	127	27Bet Her	2.7810	4700.0	52	27478	No
222	GOM_NL__2PRFIN20070602_172001_000000382058_00370_27478_5717.N1	02-JUN-2007 17:20:01	Bright	38.000	67	5Alp CrB	2.2210	11000.	76	27478	No
223	GOM_NL__2PRFIN20070602_173034_000000382058_00370_27478_5718.N1	02-JUN-2007 17:30:34	Bright	38.000	119	14Eta Dra	2.7270	4700.0	76	27478	No
224	GOM_NL__2PRFIN20070602_173319_000000522058_00370_27478_5719.N1	02-JUN-2007 17:33:19	Bright	52.000	60	7Bet UMi	2.0810	3950.0	104	27478	No
225	GOM_NL__2PRFIN20070602_173800_000000362058_00370_27478_5720.N1	02-JUN-2007 17:38:00	Bright	36.000	49	1Alp UMi	1.9900	6300.0	72	27478	No
226	GOM_NL__2PRFIN20070602_174601_000000552058_00370_27478_5721.N1	02-JUN-2007 17:46:01	Bright	54.500	76	27Gam Cas	2.3000	30000.	109	27478	No
227	GOM_NL__2PRFIN20070602_175350_000000462058_00370_27478_5722.N1	02-JUN-2007 17:53:50	Bright	46.000	53	43Bet And	2.0480	3300.0	92	27478	No
228	GOM_NL__2PRFIN20070602_181037_000000482058_00370_27478_5723.N1	02-JUN-2007 18:10:37	Dark	47.500	52	16Bet Cet	2.0370	4500.0	95	27478	No
229	GOM_NL__2PRFIN20070602_181718_000000452058_00370_27478_5724.N1	02-JUN-2007 18:17:18	Dark	44.500	84	Alp Phe	2.3970	4500.0	89	27478	No

3. Quality information per product

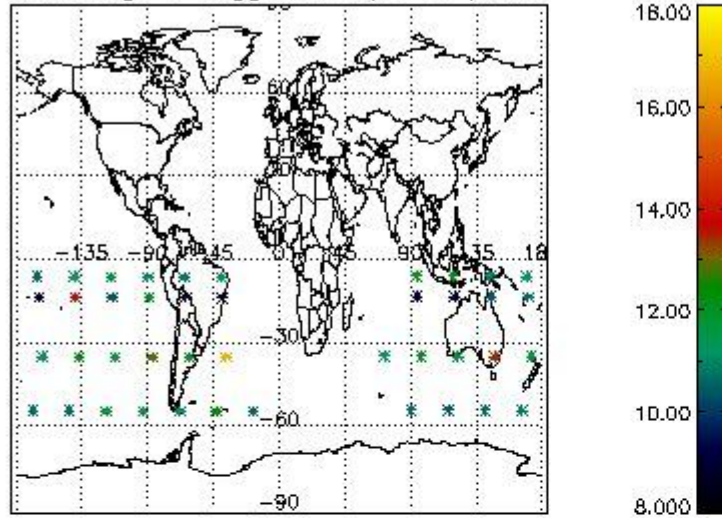
In this section it is plotted some information contained in the Quality Summary data set of the level 2 products. Only products in dark limb conditions and without errors (error flag in the MPH set to "0") are used.

3.1 Plot quality information per product (time dependant)

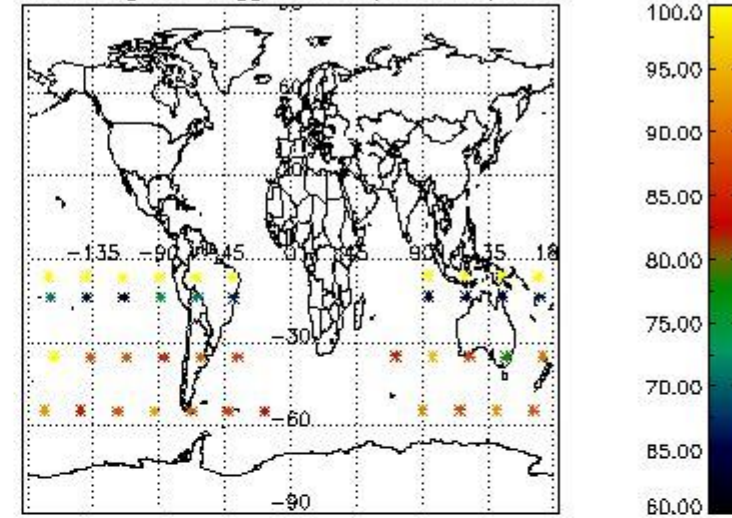


3.2 Plot quality information per product (world map)

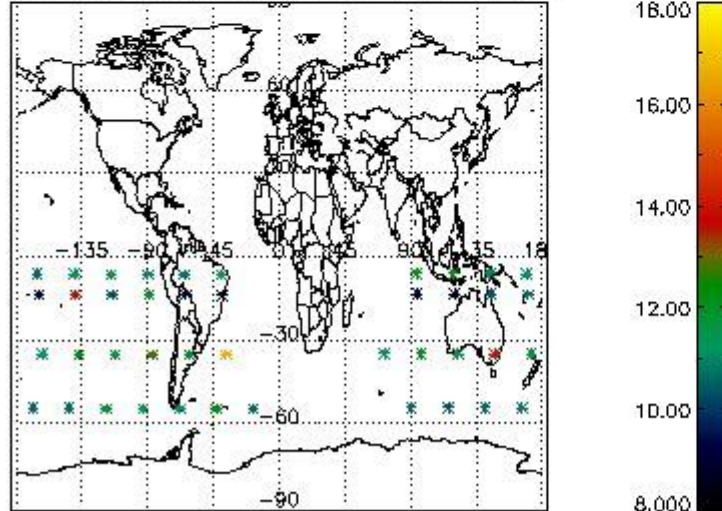
Percentage of flagged data per O3 profile



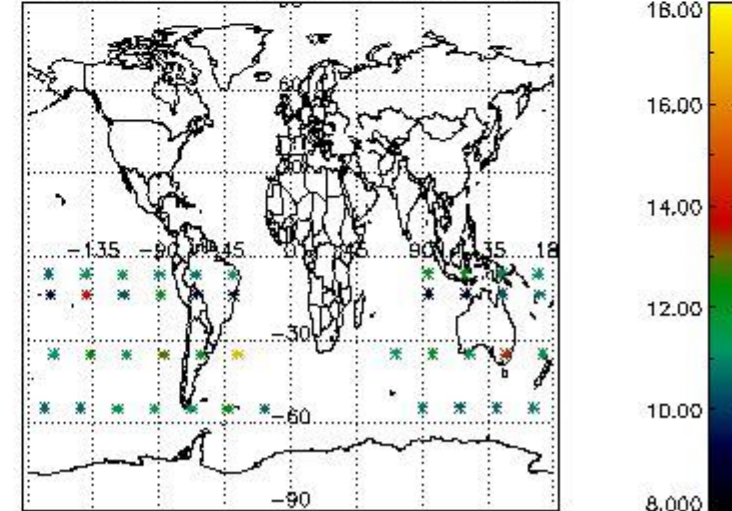
Percentage of flagged data per H2O profile



Percentage of flagged data per NO2 profile



Percentage of flagged data per NO3 profile

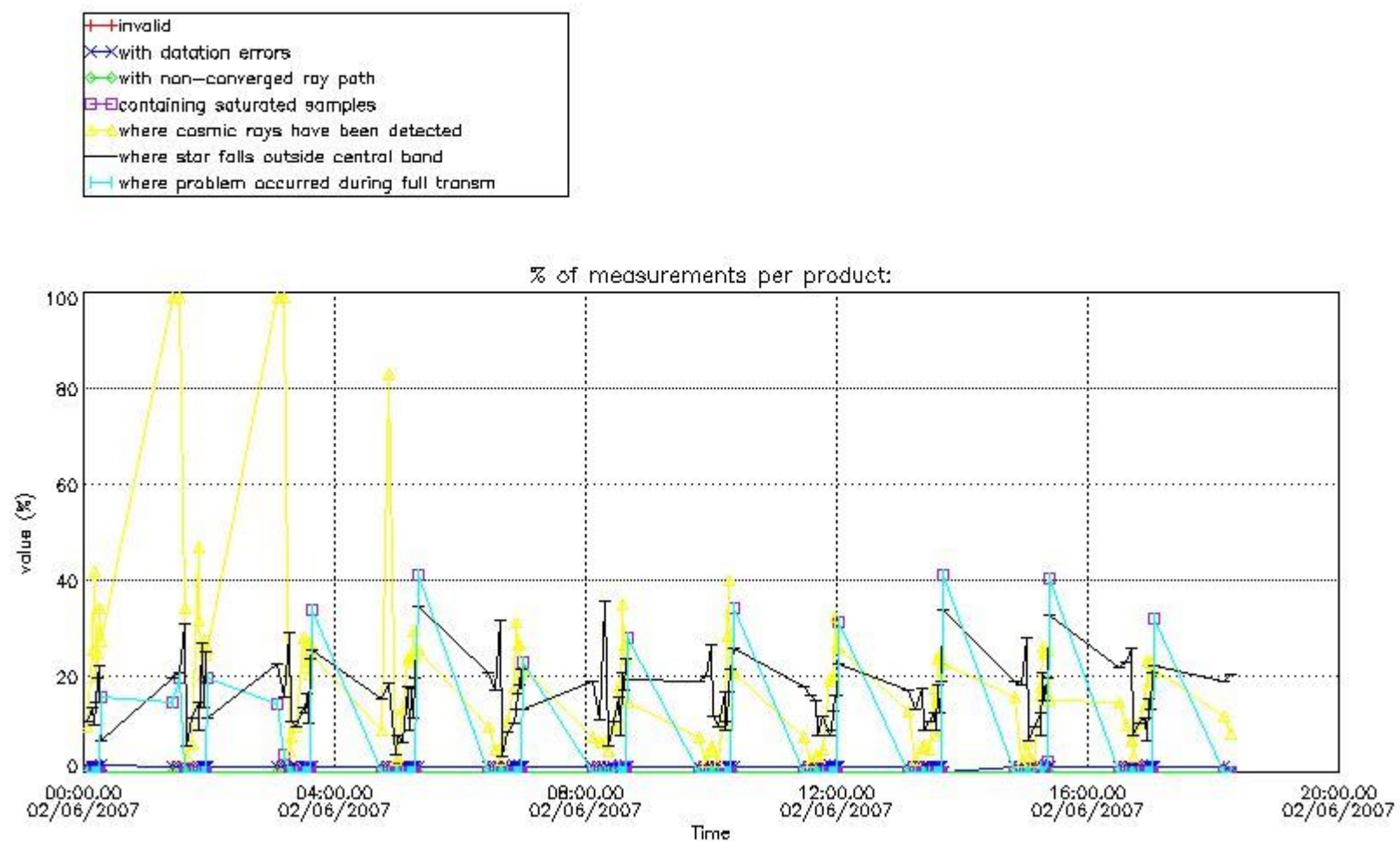


4. Level 1 quality information per product

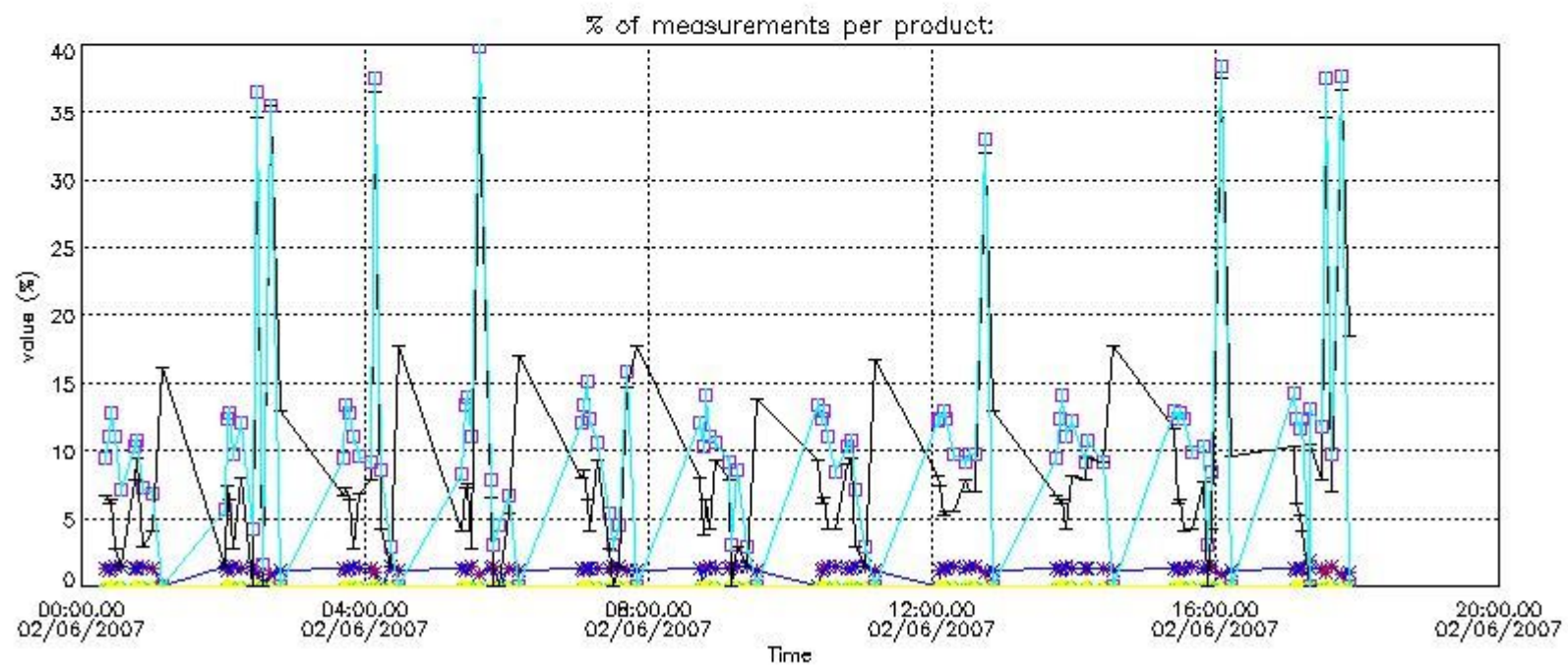
In this section it is plotted some information contained in the Quality Summary data set of the level 2 products that comes from the level 1b processing. Products without errors (error flag in the MPH set to "0") are used.

4.1 Plot quality information per product (time dependant) coming from level 1b processing

4.1.1 Plot level 1 quality information per product (time dependant): ENVISAT ASCENDING passes

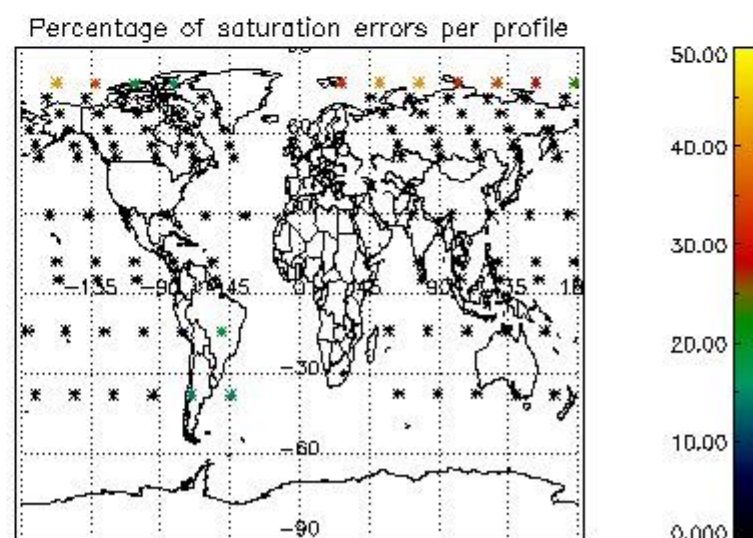
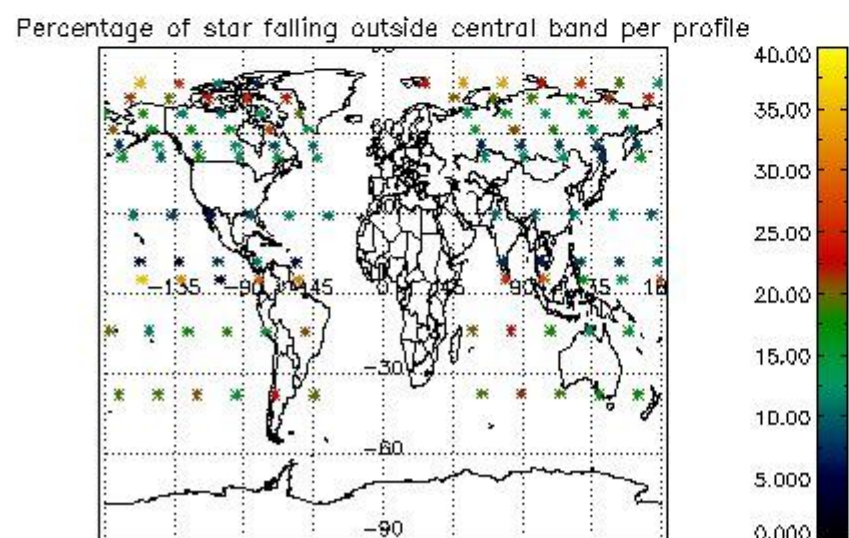
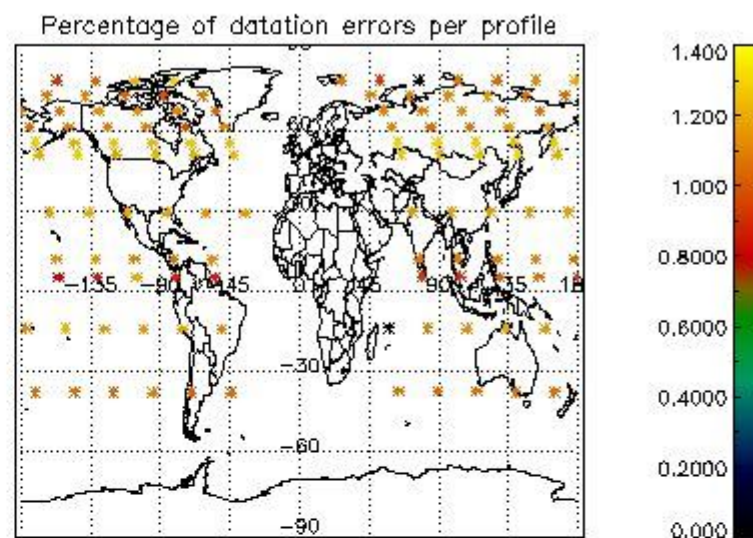
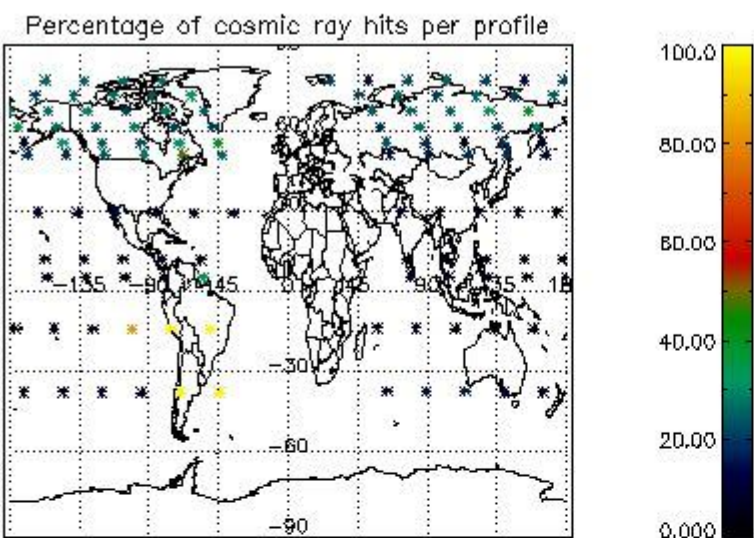


4.1.2 Plot level 1 quality information per product (time dependant): ENVI SAT DESCENDING passes

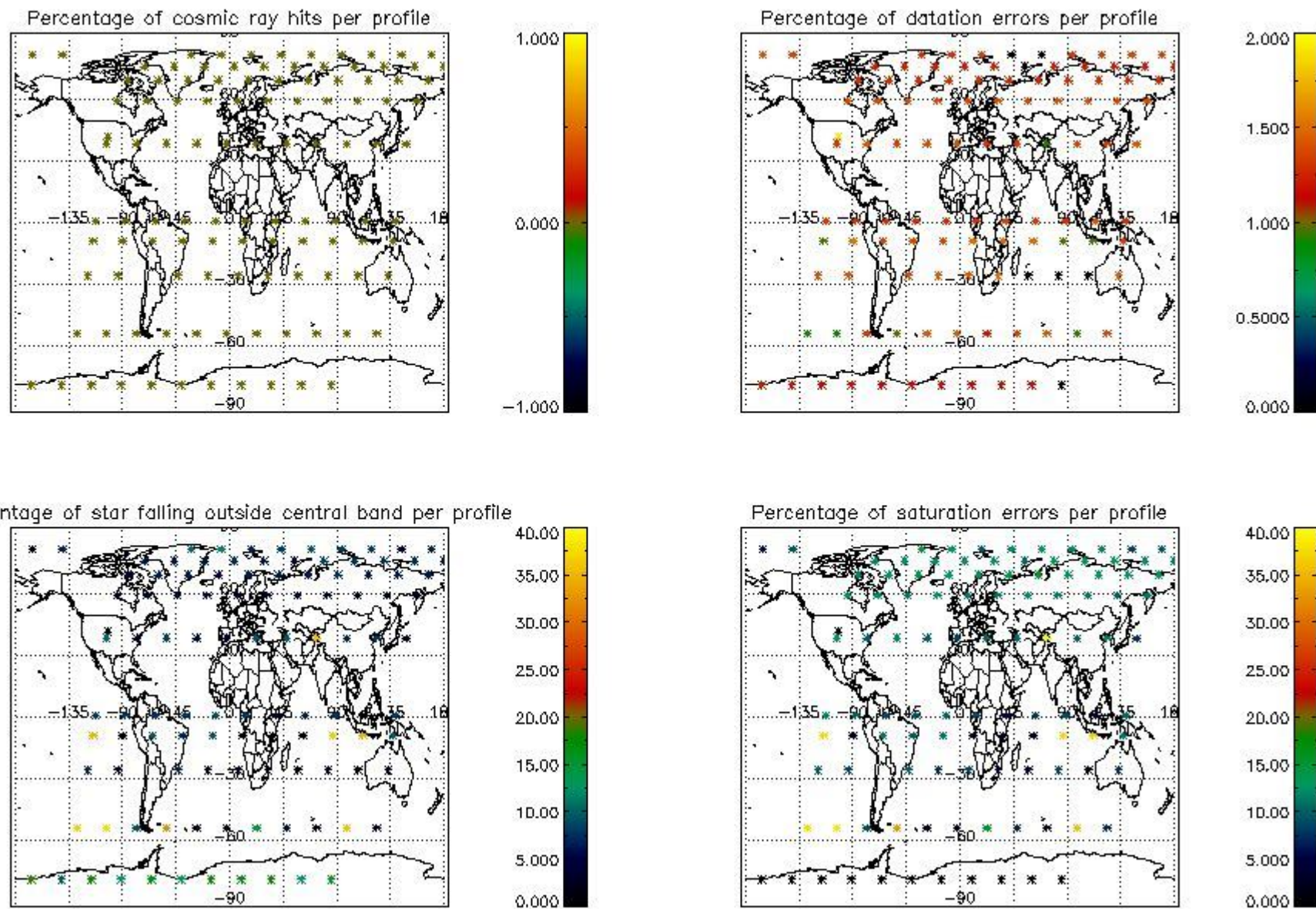


4.2 Plot quality information per product coming from level 1b processing (world map)

4.2.1 Plot level 1 quality information per product (world map): ENVISAT ASCENDING passes



4.2.2 Plot level 1 quality information per product (world map): ENVISAT DESCENDING passes



5. Trace gas profiles

5.1 Ozone statistics based on quality of products

The final quality of the products can be "measured" using the STD (Standard Deviation) attached to every point profile. This information is written to the parameter GOM_NL__2P/NL_LOCAL_SPECIES_DENSITY/o3_std of the level 2 products. The table below shows the statistics for given STD ranges.

The statistics are given with respect to the overall valid production:

- Products without fatal errors: GOM_NL__2P/MPH/PRODUCT_ERR=0
- Valid point profile: GOM_NL__2P/NL_LOCAL_SPECIES_DENSITY/pcd(0)=0

The 'Criteria' is applied to valid points of dark limb products:

- Products in dark limb illumination condition: GOM_NL__2P/NL_SUMMARY_QUALITY/obs_ill_cond=0
- Products without fatal errors: GOM_NL__2P/MPH/PRODUCT_ERR=0
- Valid point profile: GOM_NL__2P/NL_LOCAL_SPECIES_DENSITY/pcd(0)=0

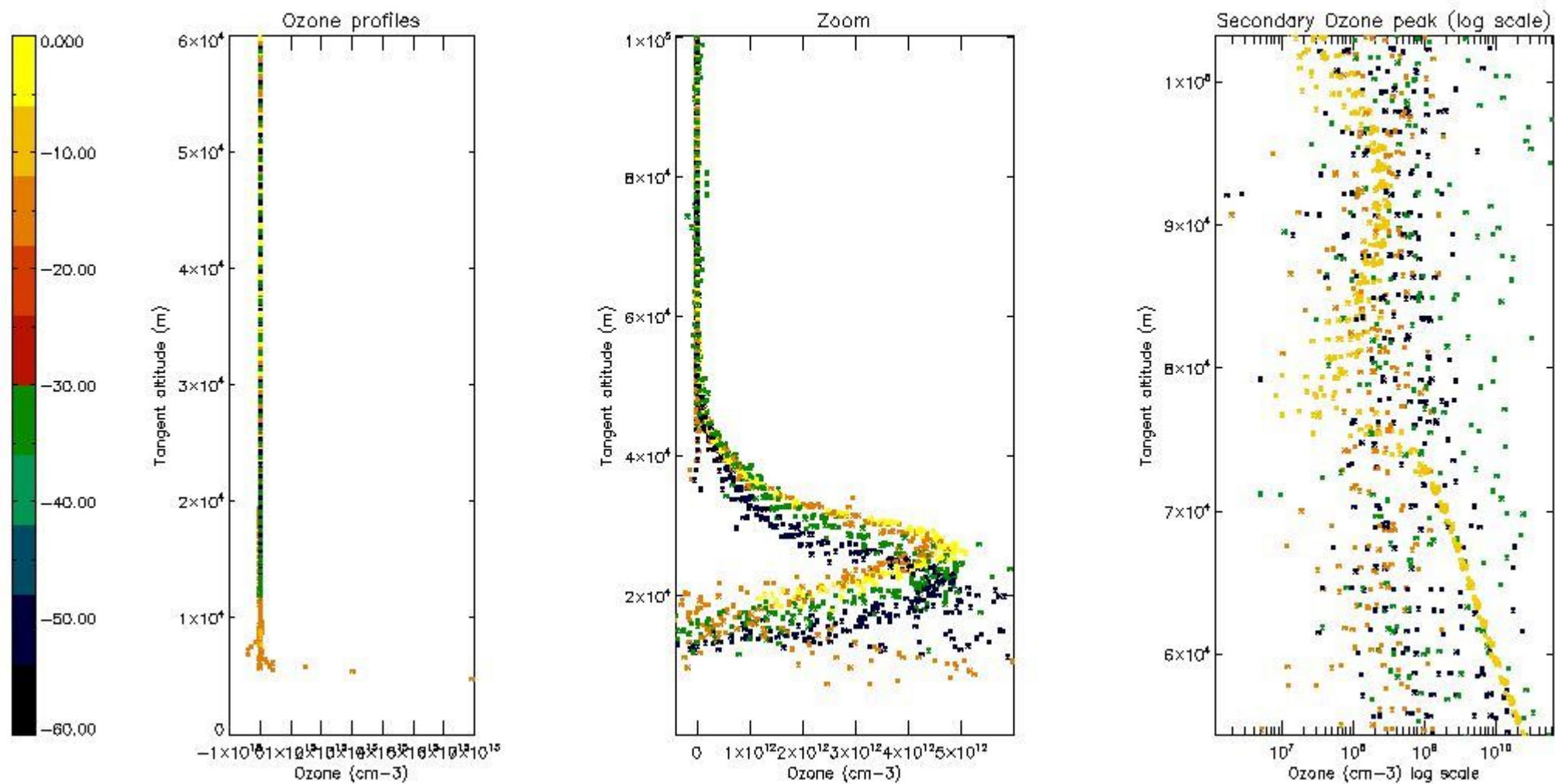
So, the table below shows the percentage of dark limb and valid observations for each criteria with respect to the overall valid daily observations.

Criteria	% of total production
All STD	21
STD < 20	8

STD < 10	4
STD < 5	3

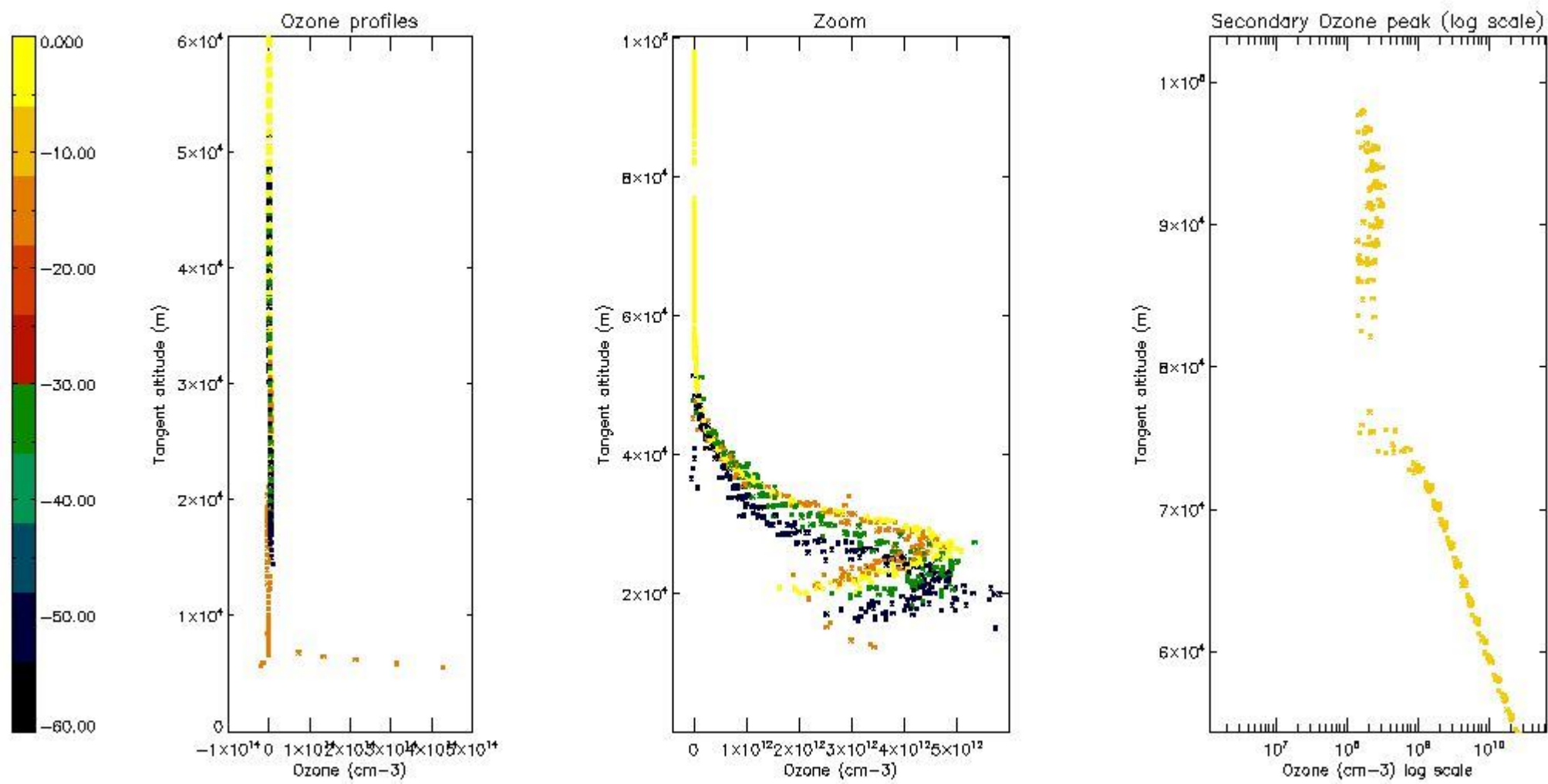
5.2 Plot ozone profiles for all STD (dark without errors)

The colorbar represents the latitude.



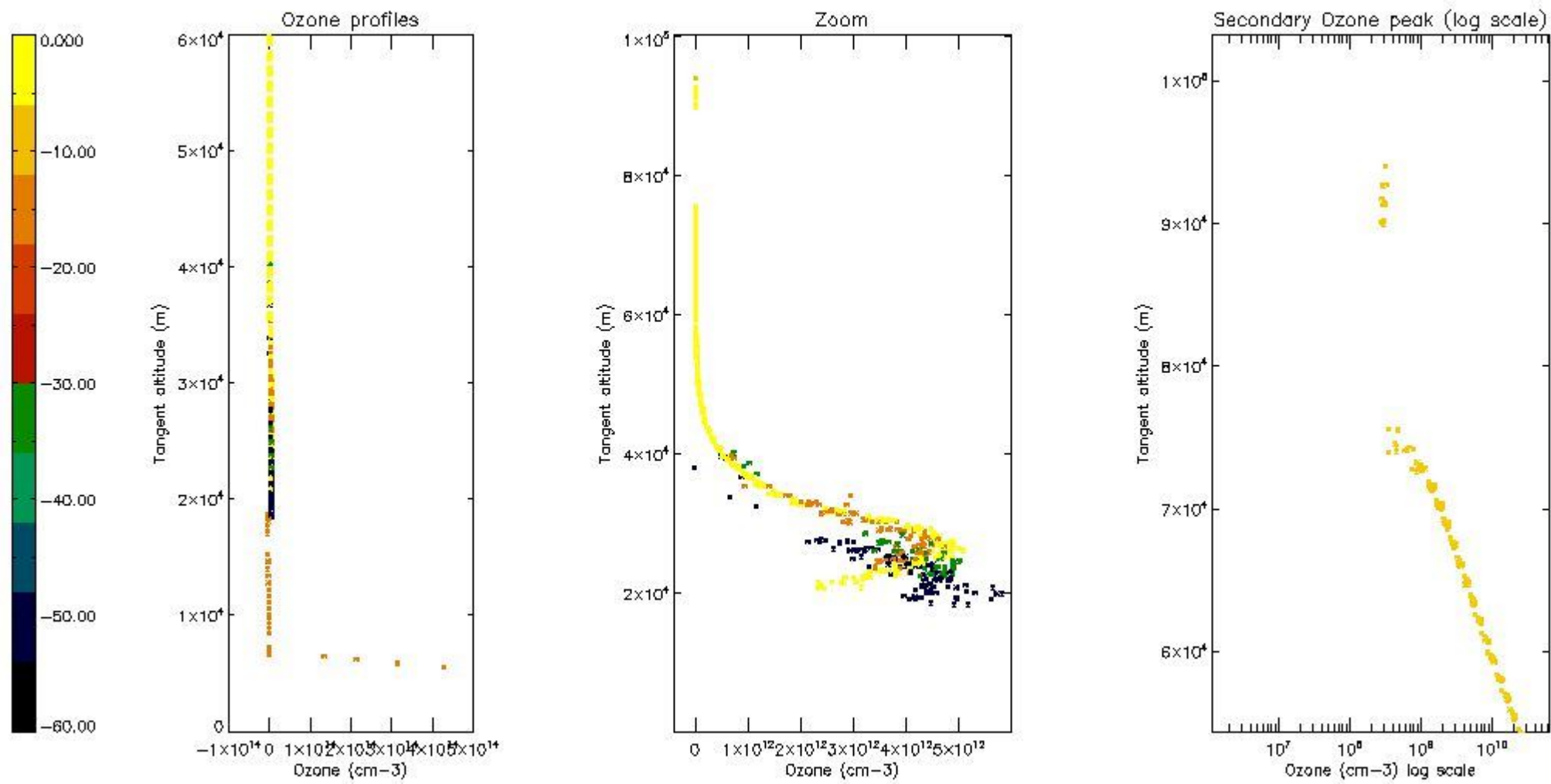
5.3 Plot ozone profiles where STD < 20% (dark without errors)

The colorbar represents the latitude.



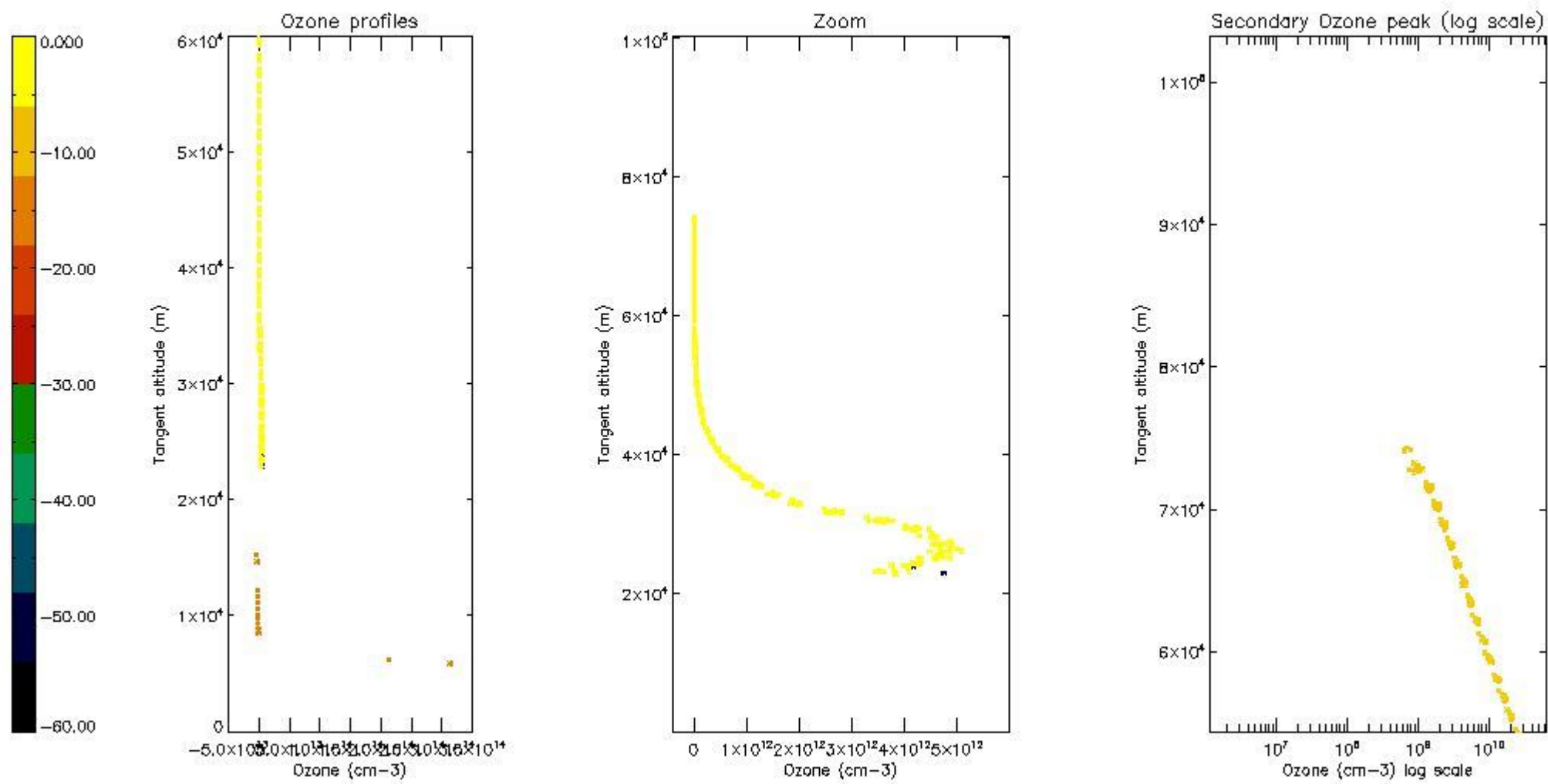
5.4 Plot ozone profiles where STD < 10% (dark without errors)

The colorbar represents the latitude.



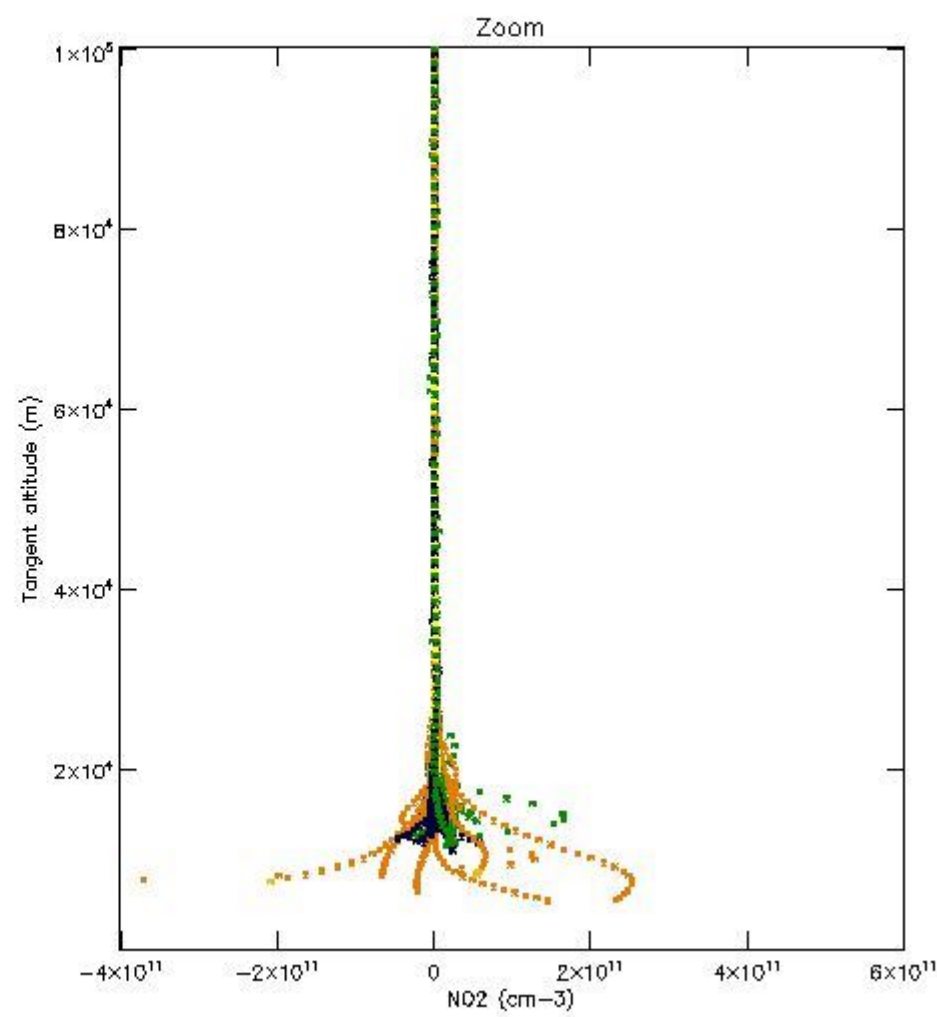
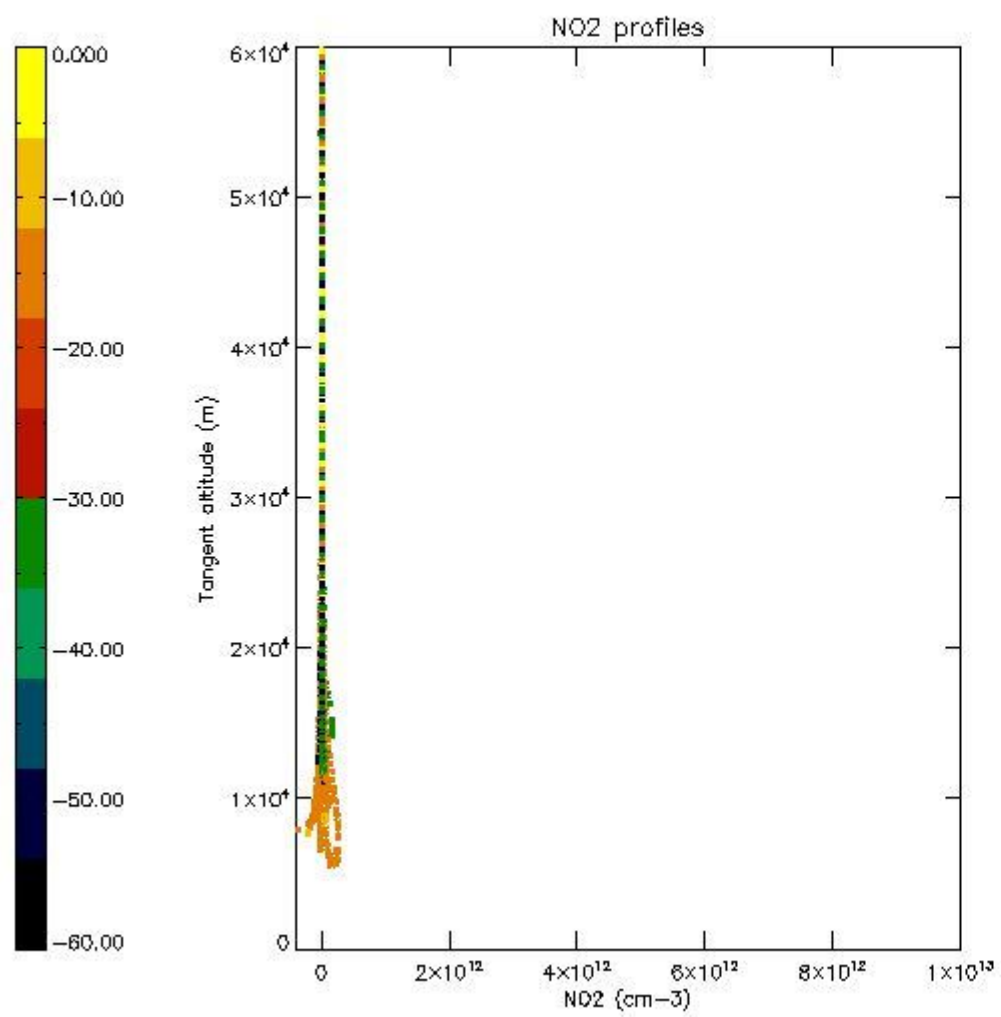
5.5 Plot ozone profiles where STD < 5% (dark without errors)

The colorbar represents the latitude.



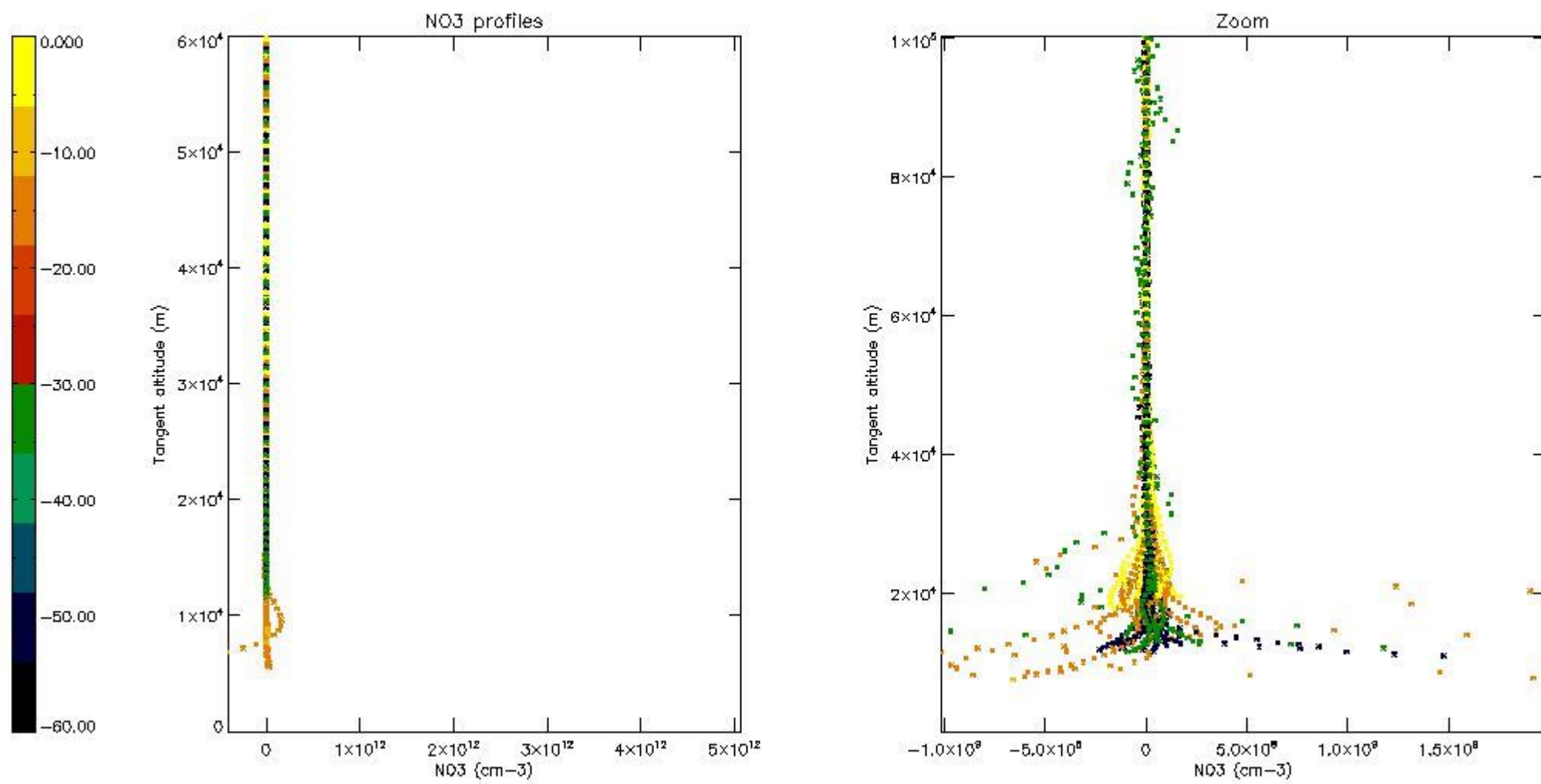
5.6 Plot NO₂ profiles for all STD (dark without errors)

The colorbar represents the latitude.



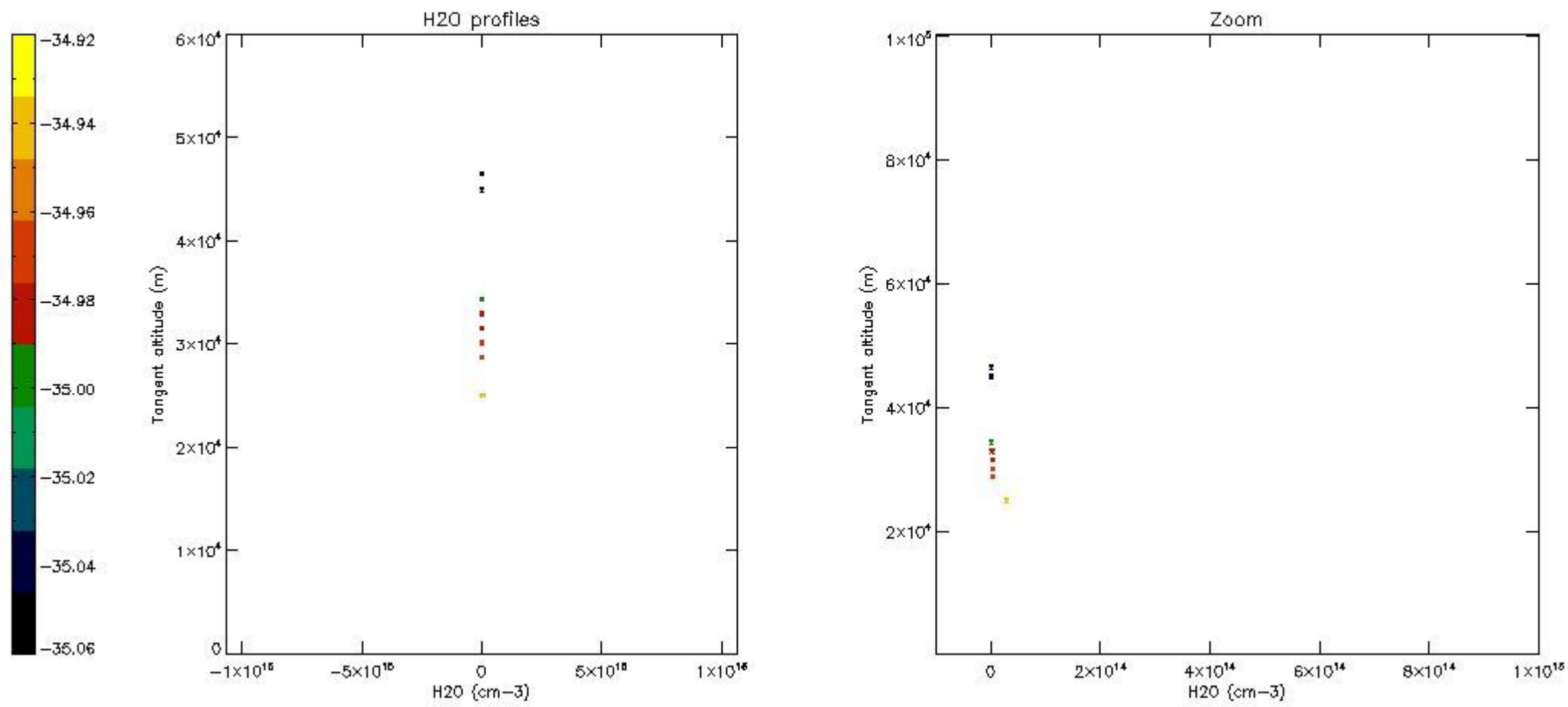
5.7 Plot NO3 profiles for all STD (dark without errors)

The colorbar represents the latitude.



5.8 Plot H2O profiles for all STD (only for occultations of stars 1,2,3,4,13,14,16,26,63 dark without errors)

The colorbar represents the latitude.



6. Auxiliary Data Files used for the production reported in section 2

The number reported in the third column indicates since which file (see list in section 2) the corresponding auxiliary file has been used. The fourth column is the date of those product files.

Type	Auxiliary Filename	Used since product	Used since product date
INST_PHYS_CHARACTERISTICS	GOM_INS_AXVIEC20091111_143220_20030716_120000_20500101_000000	1	02-JUN-2007 00:02:48
LEVEL-2_PROC_CONFIG	GOM_PR2_AXVIEC20091111_152718_20020301_000000_20500101_000000	1	02-JUN-2007 00:02:48
CROSS_SECTIONS_FILE	GOM_CRS_AXVIEC20091111_154832_20020301_000000_20500101_000000	1	02-JUN-2007 00:02:48

GOMOS Level 2 Daily Report

SUMMARY

[1. General Info](#)

[2. Summary of processed GOM_NL_2P products](#)

[3. Level 2 Quality information per product](#)

[3.1 Plot of level 2 quality information per product \(time dependant\)](#)

[3.2 Plot of level 2 quality information per product \(world map\)](#)

[4. Level 1 Quality information per product \(stored on level 2 products\)](#)

[4.1 Plot of level 1 quality information per product \(time dependant\)](#)

[4.1.1 Plot of level 1 quality information per product \(time dependant\): ASCENDING](#)

[4.1.2 Plot of level 1 quality information per product \(time dependant\): DESCENDING](#)

[4.2 Plot of level 1 quality information per product \(world map\)](#)

[4.2.1 Plot of level 1 quality information per product \(world map\): ASCENDING](#)

[4.2.2 Plot of level 1 quality information per product \(world map\): DESCENDING](#)

[5. Ozone profiles based on quality statistics and other trace gas profiles](#)

[5.1 Ozone statistics based on quality of products](#)

[5.2 Plot ozone profiles for all STD \(dark without errors\)](#)

[5.3 Plot ozone profiles where STD < 20% \(dark without errors\)](#)

[5.4. Plot ozone profiles where STD < 10% \(dark without errors\)](#)

[5.5. Plot ozone profiles where STD < 5% \(dark without errors\)](#)

[5.6 Plot NO2 profiles for all STD \(dark without errors\)](#)

[5.7 Plot NO3 profiles for all STD \(dark without errors\)](#)

[5.8 Plot H2O profiles \(only for occultations of stars 1,2,3,4,13,14,16,26,63 dark without errors\) for all STD](#)

[6. Auxiliary Data Files used for the production reported in section 2](#)

This report presents the daily analysis on parameters extracted from GOMOS level 2 data (GOM_NL__2P). It is intended to monitor some important parameters that will impact the quality of these products. A list of level 2 products (and content) that have arrived during the reporting day to the PCF is also given.

Item	Value
Time of report generation	22APR2013 20:16:56
Data source version	GOMOS/6.01
Start time of products	02-06-2007 (02JUN2007 00:00:00)
Stop time of products	03-06-2007 (03JUN2007 00:00:00)
Store outputs in DB	Yes
Nb of level 2 prods	229
Nb of prods with errors	0

2. Summary of processed GOM_NL__2P products.

Nr	Filename	UTC Start time	Limb	Duration	Star Id	Star Name	Star Mag	Star Temp	Nb Meas	Orbit	Prod. error
1	GOM_NL__2PRFIN20070602_000248_000000432058_00360_27468_5492.N1	02-JUN-2007 00:02:48	Straylight	43.000	45	Alp Pav	1.9400	26000.	86	27468	No
2	GOM_NL__2PRFIN20070602_000857_000000412058_00360_27468_5493.N1	02-JUN-2007 00:08:57	Straylight	41.000	141	Bet Ara	2.8400	4600.0	82	27468	No
3	GOM_NL__2PRFIN20070602_001013_000000412058_00360_27468_5494.N1	02-JUN-2007 00:10:13	Straylight	40.500	147	Alp Ara	2.8770	26000.	81	27468	No
4	GOM_NL__2PRFIN20070602_001154_000000452058_00360_27468_5495.N1	02-JUN-2007 00:11:54	Straylight	45.000	40	The Sco	1.8590	7100.0	90	27468	No
5	GOM_NL__2PRFIN20070602_001342_000000492058_00360_27468_5496.N1	02-JUN-2007 00:13:42	Twilight	48.500	25	35Lam Sco	1.6200	28000.	97	27468	No
6	GOM_NL__2PRFIN20070602_001527_000000472058_00360_27468_5497.N1	02-JUN-2007 00:15:27	Twilight	47.000	75	26Eps Sco	2.2910	4250.0	94	27468	No
7	GOM_NL__2PRFIN20070602_001729_000000392058_00360_27468_5498.N1	02-JUN-2007 00:17:29	Bright	38.500	136	23Tau Sco	2.8220	30000.	77	27468	No
8	GOM_NL__2PRFIN20070602_002020_000000372058_00360_27468_5499.N1	02-JUN-2007 00:20:20	Bright	37.000	97	8Bet1Sco	2.5610	30000.	74	27468	No
9	GOM_NL__2PRFIN20070602_002257_000000412058_00360_27468_5500.N1	02-JUN-2007 00:22:57	Bright	40.500	98	13Zet Oph	2.5710	30000.	81	27468	No
10	GOM_NL__2PRFIN20070602_002508_000000392058_00360_27468_5501.N1	02-JUN-2007 00:25:08	Bright	39.000	120	1Del Oph	2.7340	3200.0	78	27468	No
11	GOM_NL__2PRFIN20070602_002809_000000362058_00360_27468_5502.N1	02-JUN-2007 00:28:09	Bright	36.000	102	24Alp Ser	2.6000	4250.0	72	27468	No
12	GOM_NL__2PRFIN20070602_003403_000000352058_00360_27468_5503.N1	02-JUN-2007 00:34:03	Bright	35.000	67	5Alp CrB	2.2210	11000.	70	27468	No
13	GOM_NL__2PRFIN20070602_004437_000000392058_00360_27468_5504.N1	02-JUN-2007 00:44:37	Bright	38.500	119	14Eta Dra	2.7270	4700.0	77	27468	No
14	GOM_NL__2PRFIN20070602_004720_000000372058_00360_27468_5505.N1	02-JUN-2007 00:47:20	Bright	37.000	60	7Bet UMi	2.0810	3950.0	74	27468	No
15	GOM_NL__2PRFIN20070602_005201_000000352058_00360_27468_5506.N1	02-JUN-2007 00:52:01	Bright	34.500	49	1Alp UMi	1.9900	6300.0	69	27468	No
16	GOM_NL__2PRFIN20070602_010003_000000372058_00360_27468_5507.N1	02-JUN-2007 01:00:03	Bright	36.500	76	27Gam Cas	2.3000	30000.	73	27468	No
17	GOM_NL__2PRFIN20070602_010749_000000442058_00360_27468_5508.N1	02-JUN-2007 01:07:49	Bright	43.500	53	43Bet And	2.0480	3300.0	87	27468	No
18	GOM_NL__2PRFIN20070602_012431_000000482058_00360_27468_5509.N1	02-JUN-2007 01:24:31	Dark	48.000	52	16Bet Cet	2.0370	4500.0	96	27468	No
19	GOM_NL__2PRFIN20070602_013113_000000462058_00360_27468_5510.N1	02-JUN-2007 01:31:13	Dark	45.500	84	Alp Phe	2.3970	4500.0	91	27468	No
20	GOM_NL__2PRFIN20070602_013635_000000592058_00361_27469_5512.N1	02-JUN-2007 01:36:35	Dark	58.500	63	Bet Gru	2.1500	2800.0	117	27469	No
21	GOM_NL__2PRFIN20070602_013828_000000452058_00361_27469_5513.N1	02-JUN-2007 01:38:28	Dark	44.500	31	Alp Gru	1.7340	15200.	89	27469	No
22	GOM_NL__2PRFIN20070602_014324_000000442058_00361_27469_5514.N1	02-JUN-2007 01:43:24	Straylight	44.000	45	Alp Pav	1.9400	26000.	88	27469	No
23	GOM_NL__2PRFIN20070602_014934_000000422058_00361_27469_5515.N1	02-JUN-2007 01:49:34	Straylight	41.500	141	Bet Ara	2.8400	4600.0	83	27469	No
24	GOM_NL__2PRFIN20070602_015049_000000402058_00361_27469_5516.N1	02-JUN-2007 01:50:49	Straylight	39.500	147	Alp Ara	2.8770	26000.	79	27469	No
25	GOM_NL__2PRFIN20070602_015230_000000522058_00361_27469_5517.N1	02-JUN-2007 01:52:30	Straylight	52.000	40	The Sco	1.8590	7100.0	104	27469	No
26	GOM_NL__2PRFIN20070602_015418_000000452058_00361_27469_5518.N1	02-JUN-2007 01:54:18	Twilight	45.000	25	35Lam Sco	1.6200	28000.	90	27469	No
27	GOM_NL__2PRFIN20070602_015604_000000502058_00361_27469_5519.N1	02-JUN-2007 01:56:04	Twilight	49.500	75	26Eps Sco	2.2910	4250.0	99	27469	No
28	GOM_NL__2PRFIN20070602_015805_000000412058_00361_27469_5520.N1	02-JUN-2007 01:58:05	Bright	40.500	136	23Tau Sco	2.8220	30000.	81	27469	No
29	GOM_NL__2PRFIN20070602_020056_000000362058_00361_27469_5521.N1	02-JUN-2007 02:00:56	Bright	35.500	97	8Bet1Sco	2.5610	30000.	71	27469	No
30	GOM_NL__2PRFIN20070602_020333_000000412058_00361_27469_5522.N1	02-JUN-2007 02:03:33	Bright	40.500	98	13Zet Oph	2.5710	30000.	81	27469	No
31	GOM_NL__2PRFIN20070602_020544_000000392058_00361_27469_5523.N1	02-JUN-2007 02:05:44	Bright	39.000	120	1Del Oph	2.7340	3200.0	78	27469	No
32	GOM_NL__2PRFIN20070602_020845_000000362058_00361_27469_5524.N1	02-JUN-2007 02:08:45	Bright	36.000	102	24Alp Ser	2.6000	4250.0	72	27469	No
33	GOM_NL__2PRFIN20070602_021438_000000382058_00361_27469_5525.N1	02-JUN-2007 02:14:38	Bright	37.500	67	5Alp CrB	2.2210	11000.	75	27469	No
34	GOM_NL__2PRFIN20070602_022513_000000362058_00361_27469_5526.N1	02-JUN-2007 02:25:13	Bright	35.500	119	14Eta Dra	2.7270	4700.0	71	27469	No
35	GOM_NL__2PRFIN20070602_022756_000000522058_00361_27469_5527.N1	02-JUN-2007 02:27:56	Bright	52.000	60	7Bet UMi	2.0810	3950.0	104	27469	No
36	GOM_NL__2PRFIN20070602_023237_000000322058_00361_27469_5528.N1	02-JUN-2007 02:32:37	Bright	32.000	49	1Alp UMi	1.9900	6300.0	64	27469	No
37	GOM_NL__2PRFIN20070602_024039_000000542058_00361_27469_5529.N1	02-JUN-2007 02:40:39	Bright	53.500	76	27Gam Cas	2.3000	30000.	107	27469	No
38	GOM_NL__2PRFIN20070602_024825_000000432058_00361_27469_5530.N1	02-JUN-2007 02:48:25	Bright	42.500	53	43Bet And	2.0480	3300.0	85	27469	No
39	GOM_NL__2PRFIN20070602_030508_000000492058_00361_27469_5531.N1	02-JUN-2007 03:05:08	Dark	49.000	52	16Bet Cet	2.0370	4500.0	98	27469	No
40	GOM_NL__2PRFIN20070602_031150_000000422058_00361_27469_5532.N1	02-JUN-2007 03:11:50	Dark	42.000	84	Alp Phe	2.3970	4500.0	84	27469	No
41	GOM_NL__2PRFIN20070602_031712_000000572058_00362_27470_5523.N1	02-JUN-2007 03:17:12	Dark	57.000	63	Bet Gru	2.1500	2800.0	114	27470	No
42	GOM_NL__2PRFIN20070602_031905_000000472058_00362_27470_5524.N1	02-JUN-2007 03:19:05	Dark	47.000	31	Alp Gru	1.7340	15200.	94	27470	No

43	GOM_NL__2PRFIN20070602_032401_000000432058_00362_27470_5525.N1	02-JUN-2007 03:24:01	Straylight	42.500	45	Alp Pav	1.9400	26000.	85	27470	No
44	GOM_NL__2PRFIN20070602_033010_000000412058_00362_27470_5526.N1	02-JUN-2007 03:30:10	Straylight	41.000	141	Bet Ara	2.8400	4600.0	82	27470	No
45	GOM_NL__2PRFIN20070602_033125_000000412058_00362_27470_5527.N1	02-JUN-2007 03:31:25	Straylight	41.000	147	Alp Ara	2.8770	26000.	82	27470	No
46	GOM_NL__2PRFIN20070602_033307_000000462058_00362_27470_5528.N1	02-JUN-2007 03:33:07	Straylight	46.000	40	The Sco	1.8590	7100.0	92	27470	No
47	GOM_NL__2PRFIN20070602_033454_000000442058_00362_27470_5529.N1	02-JUN-2007 03:34:54	Twi_and_stray	44.000	25	35Lam Sco	1.6200	28000.	88	27470	No
48	GOM_NL__2PRFIN20070602_033640_000000492058_00362_27470_5530.N1	02-JUN-2007 03:36:40	Twi_and_stray	48.500	75	26Eps Sco	2.2910	4250.0	97	27470	No
49	GOM_NL__2PRFIN20070602_033841_000000492058_00362_27470_5531.N1	02-JUN-2007 03:38:41	Bright	49.000	136	23Tau Sco	2.8220	30000.	98	27470	No
50	GOM_NL__2PRFIN20070602_034132_000000372058_00362_27470_5532.N1	02-JUN-2007 03:41:32	Bright	37.000	97	8Bet1Sco	2.5610	30000.	74	27470	No
51	GOM_NL__2PRFIN20070602_034409_000000412058_00362_27470_5533.N1	02-JUN-2007 03:44:09	Bright	41.000	98	13Zet Oph	2.5710	30000.	82	27470	No
52	GOM_NL__2PRFIN20070602_034620_000000392058_00362_27470_5534.N1	02-JUN-2007 03:46:20	Bright	39.000	120	1Del Oph	2.7340	3200.0	78	27470	No
53	GOM_NL__2PRFIN20070602_034921_000000362058_00362_27470_5535.N1	02-JUN-2007 03:49:21	Bright	36.000	102	24Alp Ser	2.6000	4250.0	72	27470	No
54	GOM_NL__2PRFIN20070602_035514_000000372058_00362_27470_5536.N1	02-JUN-2007 03:55:14	Bright	36.500	67	5Alp CrB	2.2210	11000.	73	27470	No
55	GOM_NL__2PRFIN20070602_040548_000000392058_00362_27470_5537.N1	02-JUN-2007 04:05:48	Bright	38.500	119	14Eta Dra	2.7270	4700.0	77	27470	No
56	GOM_NL__2PRFIN20070602_040832_000000522058_00362_27470_5538.N1	02-JUN-2007 04:08:32	Bright	52.000	60	7Bet UMi	2.0810	3950.0	104	27470	No
57	GOM_NL__2PRFIN20070602_041313_000000352058_00362_27470_5539.N1	02-JUN-2007 04:13:13	Bright	35.000	49	1Alp UMi	1.9900	6300.0	70	27470	No
58	GOM_NL__2PRFIN20070602_042115_000000352058_00362_27470_5540.N1	02-JUN-2007 04:21:15	Bright	35.000	76	27Gam Cas	2.3000	30000.	70	27470	No
59	GOM_NL__2PRFIN20070602_042902_000000452058_00362_27470_5541.N1	02-JUN-2007 04:29:02	Bright	45.000	53	43Bet And	2.0480	3300.0	90	27470	No
60	GOM_NL__2PRFIN20070602_044545_000000462058_00362_27470_5542.N1	02-JUN-2007 04:45:45	Dark	45.500	52	16Bet Cet	2.0370	4500.0	91	27470	No
61	GOM_NL__2PRFIN20070602_045226_000000442058_00362_27470_5543.N1	02-JUN-2007 04:52:26	Dark	43.500	84	Alp Phe	2.3970	4500.0	87	27470	No
62	GOM_NL__2PRFIN20070602_045749_000000422058_00363_27471_5539.N1	02-JUN-2007 04:57:49	Dark	42.000	63	Bet Gru	2.1500	2800.0	84	27471	No
63	GOM_NL__2PRFIN20070602_045942_000000462058_00363_27471_5540.N1	02-JUN-2007 04:59:42	Dark	46.000	31	Alp Gru	1.7340	15200.	92	27471	No
64	GOM_NL__2PRFIN20070602_050438_000000422058_00363_27471_5541.N1	02-JUN-2007 05:04:38	Straylight	41.500	45	Alp Pav	1.9400	26000.	83	27471	No
65	GOM_NL__2PRFIN20070602_051046_000000432058_00363_27471_5542.N1	02-JUN-2007 05:10:46	Straylight	42.500	141	Bet Ara	2.8400	4600.0	85	27471	No
66	GOM_NL__2PRFIN20070602_051202_000000402058_00363_27471_5543.N1	02-JUN-2007 05:12:02	Straylight	40.000	147	Alp Ara	2.8770	26000.	80	27471	No
67	GOM_NL__2PRFIN20070602_051343_000000462058_00363_27471_5544.N1	02-JUN-2007 05:13:43	Straylight	46.000	40	The Sco	1.8590	7100.0	92	27471	No
68	GOM_NL__2PRFIN20070602_051531_000000442058_00363_27471_5545.N1	02-JUN-2007 05:15:31	Twi_and_stray	44.000	25	35Lam Sco	1.6200	28000.	88	27471	No
69	GOM_NL__2PRFIN20070602_051716_000000462058_00363_27471_5546.N1	02-JUN-2007 05:17:16	Twi_and_stray	45.500	75	26Eps Sco	2.2910	4250.0	91	27471	No
70	GOM_NL__2PRFIN20070602_051918_000000552058_00363_27471_5547.N1	02-JUN-2007 05:19:18	Bright	55.000	136	23Tau Sco	2.8220	30000.	110	27471	No
71	GOM_NL__2PRFIN20070602_052208_000000372058_00363_27471_5548.N1	02-JUN-2007 05:22:08	Bright	36.500	97	8Bet1Sco	2.5610	30000.	73	27471	No
72	GOM_NL__2PRFIN20070602_052445_000000412058_00363_27471_5549.N1	02-JUN-2007 05:24:45	Bright	41.000	98	13Zet Oph	2.5710	30000.	82	27471	No
73	GOM_NL__2PRFIN20070602_052656_000000402058_00363_27471_5550.N1	02-JUN-2007 05:26:56	Bright	39.500	120	1Del Oph	2.7340	3200.0	79	27471	No
74	GOM_NL__2PRFIN20070602_052957_000000362058_00363_27471_5551.N1	02-JUN-2007 05:29:57	Bright	36.000	102	24Alp Ser	2.6000	4250.0	72	27471	No
75	GOM_NL__2PRFIN20070602_053550_000000542058_00363_27471_5552.N1	02-JUN-2007 05:35:50	Bright	54.000	67	5Alp CrB	2.2210	11000.	108	27471	No
76	GOM_NL__2PRFIN20070602_054624_000000382058_00363_27471_5553.N1	02-JUN-2007 05:46:24	Bright	38.000	119	14Eta Dra	2.7270	4700.0	76	27471	No
77	GOM_NL__2PRFIN20070602_054908_000000342058_00363_27471_5554.N1	02-JUN-2007 05:49:08	Bright	33.500	60	7Bet UMi	2.0810	3950.0	67	27471	No
78	GOM_NL__2PRFIN20070602_055349_000000332058_00363_27471_5555.N1	02-JUN-2007 05:53:49	Bright	33.000	49	1Alp UMi	1.9900	6300.0	66	27471	No
79	GOM_NL__2PRFIN20070602_060150_000000372058_00363_27471_5556.N1	02-JUN-2007 06:01:50	Bright	37.000	76	27Gam Cas	2.3000	30000.	74	27471	No
80	GOM_NL__2PRFIN20070602_060938_000000442058_00363_27471_5557.N1	02-JUN-2007 06:09:38	Bright	44.000	53	43Bet And	2.0480	3300.0	88	27471	No
81	GOM_NL__2PRFIN20070602_062621_000000482058_00363_27471_5558.N1	02-JUN-2007 06:26:21	Dark	48.000	52	16Bet Cet	2.0370	4500.0	96	27471	No
82	GOM_NL__2PRFIN20070602_063303_000000442058_00363_27471_5559.N1	02-JUN-2007 06:33:03	Dark	43.500	84	Alp Phe	2.3970	4500.0	87	27471	No
83	GOM_NL__2PRFIN20070602_063825_000000592058_00364_27472_5556.N1	02-JUN-2007 06:38:25	Dark	58.500	63	Bet Gru	2.1500	2800.0	117	27472	No
84	GOM_NL__2PRFIN20070602_064019_000000442058_00364_27472_5557.N1	02-JUN-2007 06:40:19	Dark	43.500	31	Alp Gru	1.7340	15200.	87	27472	No
85	GOM_NL__2PRFIN20070602_064514_000000422058_00364_27472_5558.N1	02-JUN-2007 06:45:14	Straylight	42.000	45	Alp Pav	1.9400	26000.	84	27472	No
86	GOM_NL__2PRFIN20070602_065123_000000392058_00364_27472_5559.N1	02-JUN-2007 06:51:23	Straylight	39.000	141	Bet Ara	2.8400	4600.0	78	27472	No
87	GOM_NL__2PRFIN20070602_065238_000000422058_00364_27472_5560.N1	02-JUN-2007 06:52:38	Straylight	41.500	147	Alp Ara	2.8770	26000.	83	27472	No
88	GOM_NL__2PRFIN20070602_065420_000000462058_00364_27472_5561.N1	02-JUN-2007 06:54:20	Straylight	45.500	40	The Sco	1.8590	7100.0	91	27472	No
89	GOM_NL__2PRFIN20070602_065607_000000472058_00364_27472_5562.N1	02-JUN-2007 06:56:07	Twi_and_stray	47.000	25	35Lam Sco	1.6200	28000.	94	27472	No
90	GOM_NL__2PRFIN20070602_065752_000000472058_00364_27472_5563.N1	02-JUN-2007 06:57:52	Twi_and_stray	46.500	75	26Eps Sco	2.2910	4250.0	93	27472	No
91	GOM_NL__2PRFIN20070602_065954_000000422058_00364_27472_5564.N1	02-JUN-2007 06:59:54	Bright	41.500	136	23Tau Sco	2.8220	30000.	83	27472	No
92	GOM_NL__2PRFIN20070602_070244_000000382058_00364_27472_5565.N1	02-JUN-2007 07:02:44	Bright	37.500	97	8Bet1Sco	2.5610	30000.	75	27472	No
93	GOM_NL__2PRFIN20070602_070521_000000412058_00364_27472_5566.N1	02-JUN-2007 07:05:21	Bright	41.000	98	13Zet Oph	2.5710	30000.	82	27472	No
94	GOM_NL__2PRFIN20070602_070732_000000402058_00364_27472_5567.N1	02-JUN-2007 07:07:32	Bright	39.500	120	1Del Oph	2.7340	3200.0	79	27472	No
95	GOM_NL__2PRFIN20070602_071033_000000372058_00364_27472_5568.N1	02-JUN-2007 07:10:33	Bright	36.500	102	24Alp Ser	2.6000	4250.0	73	27472	No
96	GOM_NL__2PRFIN20070602_071626_000000382058_00364_27472_5569.N1	02-JUN-2007 07:16:26	Bright	37.500	67	5Alp CrB	2.2210	11000.	75	27472	No
97	GOM_NL__2PRFIN20070602_072700_000000372058_00364_27472_5570.N1	02-JUN-2007 07:27:00	Bright	37.000	119	14Eta Dra	2.7270	4700.0	74	27472	No
98	GOM_NL__2PRFIN20070602_072944_000000342058_00364_27472_5571.N1	02-JUN-2007 07:29:44	Bright	33.500	60	7Bet UMi	2.0810	3950.0	67	27472	No
99	GOM_NL__2PRFIN20070602_073425_000000342058_00364_27472_5572.N1	02-JUN-2007 07:34:25	Bright	33.500	49	1Alp UMi	1.9900	6300.0	67	27472	No
100	GOM_NL__2PRFIN20070602_074226_000000412058_00364_27472_5573.N1	02-JUN-2007 07:42:26	Bright	41.000	76	27Gam Cas	2.3000	30000.	82	27472	No
101	GOM_NL__2PRFIN20070602_075014_000000452058_00364_27472_5574.N1	02-JUN-2007 07:50:14	Bright	45.000	53	43Bet And	2.0480	3300.0	90	27472	No

102	GOM_NL__2PRFIN20070602_080658_000000482058_00364_27472_5575.N1	02-JUN-2007 08:06:58	Dark	47.500	52	16Bet Cet	2.0370	4500.0	95	27472	No
103	GOM_NL__2PRFIN20070602_081339_000000412058_00364_27472_5576.N1	02-JUN-2007 08:13:39	Dark	41.000	84	Alp Phe	2.3970	4500.0	82	27472	No
104	GOM_NL__2PRFIN20070602_081902_000000622058_00365_27473_5571.N1	02-JUN-2007 08:19:02	Dark	62.000	63	Bet Gru	2.1500	2800.0	124	27473	No
105	GOM_NL__2PRFIN20070602_082056_000000452058_00365_27473_5572.N1	02-JUN-2007 08:20:56	Dark	44.500	31	Alp Gru	1.7340	15200.	89	27473	No
106	GOM_NL__2PRFIN20070602_082551_000000432058_00365_27473_5573.N1	02-JUN-2007 08:25:51	Straylight	43.000	45	Alp Pav	1.9400	26000.	86	27473	No
107	GOM_NL__2PRFIN20070602_083159_000000422058_00365_27473_5574.N1	02-JUN-2007 08:31:59	Straylight	42.000	141	Bet Ara	2.8400	4600.0	84	27473	No
108	GOM_NL__2PRFIN20070602_083315_000000392058_00365_27473_5575.N1	02-JUN-2007 08:33:15	Straylight	39.000	147	Alp Ara	2.8770	26000.	78	27473	No
109	GOM_NL__2PRFIN20070602_083456_000000492058_00365_27473_5576.N1	02-JUN-2007 08:34:56	Straylight	48.500	40	The Sco	1.8590	7100.0	97	27473	No
110	GOM_NL__2PRFIN20070602_083644_000000472058_00365_27473_5577.N1	02-JUN-2007 08:36:44	Tw_i_and_stray	47.000	25	35Lam Sco	1.6200	28000.	94	27473	No
111	GOM_NL__2PRFIN20070602_083829_000000492058_00365_27473_5578.N1	02-JUN-2007 08:38:29	Tw_i_and_stray	48.500	75	26Eps Sco	2.2910	4250.0	97	27473	No
112	GOM_NL__2PRFIN20070602_084030_000000452058_00365_27473_5579.N1	02-JUN-2007 08:40:30	Bright	44.500	136	23Tau Sco	2.8220	30000.	89	27473	No
113	GOM_NL__2PRFIN20070602_084320_000000382058_00365_27473_5580.N1	02-JUN-2007 08:43:20	Bright	37.500	97	8Bet1Sco	2.5610	30000.	75	27473	No
114	GOM_NL__2PRFIN20070602_084557_000000392058_00365_27473_5581.N1	02-JUN-2007 08:45:57	Bright	39.000	98	13Zet Oph	2.5710	30000.	78	27473	No
115	GOM_NL__2PRFIN20070602_084808_000000392058_00365_27473_5582.N1	02-JUN-2007 08:48:08	Bright	39.000	120	1Del Oph	2.7340	3200.0	78	27473	No
116	GOM_NL__2PRFIN20070602_085109_000000362058_00365_27473_5583.N1	02-JUN-2007 08:51:09	Bright	36.000	102	24Alp Ser	2.6000	4250.0	72	27473	No
117	GOM_NL__2PRFIN20070602_085702_000000382058_00365_27473_5584.N1	02-JUN-2007 08:57:02	Bright	37.500	67	5Alp CrB	2.2210	11000.	75	27473	No
118	GOM_NL__2PRFIN20070602_090735_000000392058_00365_27473_5585.N1	02-JUN-2007 09:07:35	Bright	38.500	119	14Eta Dra	2.7270	4700.0	77	27473	No
119	GOM_NL__2PRFIN20070602_091020_000000342058_00365_27473_5586.N1	02-JUN-2007 09:10:20	Bright	33.500	60	7Bet UMi	2.0810	3950.0	67	27473	No
120	GOM_NL__2PRFIN20070602_091501_000000352058_00365_27473_5587.N1	02-JUN-2007 09:15:01	Bright	35.000	49	1Alp UMi	1.9900	6300.0	70	27473	No
121	GOM_NL__2PRFIN20070602_092302_000000352058_00365_27473_5588.N1	02-JUN-2007 09:23:02	Bright	35.000	76	27Gam Cas	2.3000	30000.	70	27473	No
122	GOM_NL__2PRFIN20070602_093050_000000442058_00365_27473_5589.N1	02-JUN-2007 09:30:50	Bright	43.500	53	43Bet And	2.0480	3300.0	87	27473	No
123	GOM_NL__2PRFIN20070602_094734_000000482058_00365_27473_5590.N1	02-JUN-2007 09:47:34	Dark	47.500	52	16Bet Cet	2.0370	4500.0	95	27473	No
124	GOM_NL__2PRFIN20070602_095416_000000452058_00365_27473_5591.N1	02-JUN-2007 09:54:16	Dark	45.000	84	Alp Phe	2.3970	4500.0	90	27473	No
125	GOM_NL__2PRFIN20070602_095939_000000552058_00366_27474_5628.N1	02-JUN-2007 09:59:39	Dark	54.500	63	Bet Gru	2.1500	2800.0	109	27474	No
126	GOM_NL__2PRFIN20070602_100132_000000482058_00366_27474_5629.N1	02-JUN-2007 10:01:32	Dark	47.500	31	Alp Gru	1.7340	15200.	95	27474	No
127	GOM_NL__2PRFIN20070602_100628_000000432058_00366_27474_5630.N1	02-JUN-2007 10:06:28	Straylight	43.000	45	Alp Pav	1.9400	26000.	86	27474	No
128	GOM_NL__2PRFIN20070602_101235_000000422058_00366_27474_5631.N1	02-JUN-2007 10:12:35	Straylight	42.000	141	Bet Ara	2.8400	4600.0	84	27474	No
129	GOM_NL__2PRFIN20070602_101351_000000402058_00366_27474_5632.N1	02-JUN-2007 10:13:51	Straylight	39.500	147	Alp Ara	2.8770	26000.	79	27474	No
130	GOM_NL__2PRFIN20070602_101532_000000432058_00366_27474_5633.N1	02-JUN-2007 10:15:32	Straylight	42.500	40	The Sco	1.8590	7100.0	85	27474	No
131	GOM_NL__2PRFIN20070602_101720_000000482058_00366_27474_5634.N1	02-JUN-2007 10:17:20	Tw_i_and_stray	47.500	25	35Lam Sco	1.6200	28000.	95	27474	No
132	GOM_NL__2PRFIN20070602_101905_000000472058_00366_27474_5635.N1	02-JUN-2007 10:19:05	Tw_i_and_stray	46.500	75	26Eps Sco	2.2910	4250.0	93	27474	No
133	GOM_NL__2PRFIN20070602_102106_000000492058_00366_27474_5636.N1	02-JUN-2007 10:21:06	Bright	48.500	136	23Tau Sco	2.8220	30000.	97	27474	No
134	GOM_NL__2PRFIN20070602_102356_000000382058_00366_27474_5637.N1	02-JUN-2007 10:23:56	Bright	37.500	97	8Bet1Sco	2.5610	30000.	75	27474	No
135	GOM_NL__2PRFIN20070602_102633_000000412058_00366_27474_5638.N1	02-JUN-2007 10:26:33	Bright	40.500	98	13Zet Oph	2.5710	30000.	81	27474	No
136	GOM_NL__2PRFIN20070602_102844_000000392058_00366_27474_5639.N1	02-JUN-2007 10:28:44	Bright	38.500	120	1Del Oph	2.7340	3200.0	77	27474	No
137	GOM_NL__2PRFIN20070602_103145_000000362058_00366_27474_5640.N1	02-JUN-2007 10:31:45	Bright	36.000	102	24Alp Ser	2.6000	4250.0	72	27474	No
138	GOM_NL__2PRFIN20070602_103738_000000362058_00366_27474_5641.N1	02-JUN-2007 10:37:38	Bright	35.500	67	5Alp CrB	2.2210	11000.	71	27474	No
139	GOM_NL__2PRFIN20070602_104811_000000392058_00366_27474_5642.N1	02-JUN-2007 10:48:11	Bright	39.000	119	14Eta Dra	2.7270	4700.0	78	27474	No
140	GOM_NL__2PRFIN20070602_105056_000000372058_00366_27474_5643.N1	02-JUN-2007 10:50:56	Bright	37.000	60	7Bet UMi	2.0810	3950.0	74	27474	No
141	GOM_NL__2PRFIN20070602_105537_000000352058_00366_27474_5644.N1	02-JUN-2007 10:55:37	Bright	35.000	49	1Alp UMi	1.9900	6300.0	70	27474	No
142	GOM_NL__2PRFIN20070602_110338_000000352058_00366_27474_5645.N1	02-JUN-2007 11:03:38	Bright	35.000	76	27Gam Cas	2.3000	30000.	70	27474	No
143	GOM_NL__2PRFIN20070602_111126_000000452058_00366_27474_5646.N1	02-JUN-2007 11:11:26	Bright	45.000	53	43Bet And	2.0480	3300.0	90	27474	No
144	GOM_NL__2PRFIN20070602_112811_000000482058_00366_27474_5647.N1	02-JUN-2007 11:28:11	Dark	47.500	52	16Bet Cet	2.0370	4500.0	95	27474	No
145	GOM_NL__2PRFIN20070602_113452_000000442058_00366_27474_5648.N1	02-JUN-2007 11:34:52	Dark	43.500	84	Alp Phe	2.3970	4500.0	87	27474	No
146	GOM_NL__2PRFIN20070602_114016_000000482058_00367_27475_5639.N1	02-JUN-2007 11:40:16	Dark	47.500	63	Bet Gru	2.1500	2800.0	95	27475	No
147	GOM_NL__2PRFIN20070602_114209_000000462058_00367_27475_5640.N1	02-JUN-2007 11:42:09	Dark	45.500	31	Alp Gru	1.7340	15200.	91	27475	No
148	GOM_NL__2PRFIN20070602_114704_000000442058_00367_27475_5641.N1	02-JUN-2007 11:47:04	Straylight	43.500	45	Alp Pav	1.9400	26000.	87	27475	No
149	GOM_NL__2PRFIN20070602_115311_000000392058_00367_27475_5642.N1	02-JUN-2007 11:53:11	Straylight	38.500	141	Bet Ara	2.8400	4600.0	77	27475	No
150	GOM_NL__2PRFIN20070602_115427_000000402058_00367_27475_5643.N1	02-JUN-2007 11:54:27	Straylight	40.000	147	Alp Ara	2.8770	26000.	80	27475	No
151	GOM_NL__2PRFIN20070602_115609_000000432058_00367_27475_5644.N1	02-JUN-2007 11:56:09	Straylight	43.000	40	The Sco	1.8590	7100.0	86	27475	No
152	GOM_NL__2PRFIN20070602_115756_000000472058_00367_27475_5645.N1	02-JUN-2007 11:57:56	Tw_i_and_stray	46.500	25	35Lam Sco	1.6200	28000.	93	27475	No
153	GOM_NL__2PRFIN20070602_115941_000000442058_00367_27475_5646.N1	02-JUN-2007 11:59:41	Tw_i_and_stray	43.500	75	26Eps Sco	2.2910	4250.0	87	27475	No
154	GOM_NL__2PRFIN20070602_120142_000000472058_00367_27475_5647.N1	02-JUN-2007 12:01:42	Bright	46.500	136	23Tau Sco	2.8220	30000.	93	27475	No
155	GOM_NL__2PRFIN20070602_120432_000000372058_00367_27475_5648.N1	02-JUN-2007 12:04:32	Bright	37.000	97	8Bet1Sco	2.5610	30000.	74	27475	No
156	GOM_NL__2PRFIN20070602_120709_000000412058_00367_27475_5649.N1	02-JUN-2007 12:07:09	Bright	40.500	98	13Zet Oph	2.5710	30000.	81	27475	No
157	GOM_NL__2PRFIN20070602_120920_000000392058_00367_27475_5650.N1	02-JUN-2007 12:09:20	Bright	38.500	120	1Del Oph	2.7340	3200.0	77	27475	No
158	GOM_NL__2PRFIN20070602_121221_000000372058_00367_27475_5651.N1	02-JUN-2007 12:12:21	Bright	36.500	102	24Alp Ser	2.6000	4250.0	73	27475	No
159	GOM_NL__2PRFIN20070602_121813_000000362058_00367_27475_5652.N1	02-JUN-2007 12:18:13	Bright	36.000	67	5Alp CrB	2.2210	11000.	72	27475	No
160	GOM_NL__2PRFIN20070602_122847_000000392058_00367_27475_5653.N1	02-JUN-2007 12:28:47	Bright	38.500	119	14Eta Dra	2.7270	4700.0	77	27475	No

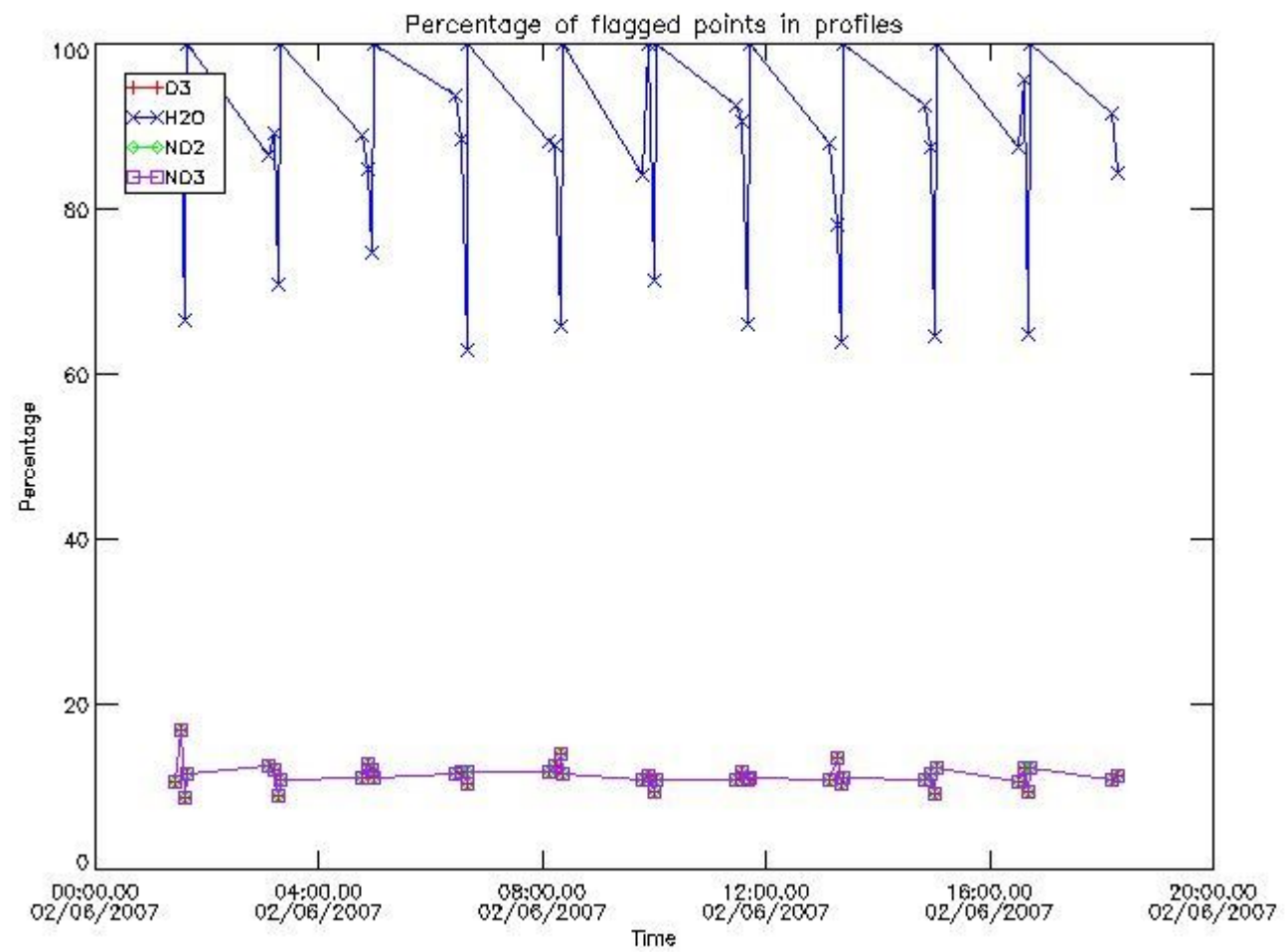
161	GOM_NL__2PRFIN20070602_123132_000000362058_00367_27475_5654.N1	02-JUN-2007 12:31:32	Bright	36.000	60	7Bet UMi	2.0810	3950.0	72	27475	No
162	GOM_NL__2PRFIN20070602_123613_000000362058_00367_27475_5655.N1	02-JUN-2007 12:36:13	Bright	36.000	49	1Alp UMi	1.9900	6300.0	72	27475	No
163	GOM_NL__2PRFIN20070602_124413_000000522058_00367_27475_5656.N1	02-JUN-2007 12:44:13	Bright	51.500	76	27Gam Cas	2.3000	30000.	103	27475	No
164	GOM_NL__2PRFIN20070602_125202_000000432058_00367_27475_5657.N1	02-JUN-2007 12:52:02	Bright	42.500	53	43Bet And	2.0480	3300.0	85	27475	No
165	GOM_NL__2PRFIN20070602_130847_000000472058_00367_27475_5658.N1	02-JUN-2007 13:08:47	Dark	46.500	52	16Bet Cet	2.0370	4500.0	93	27475	No
166	GOM_NL__2PRFIN20070602_131529_000000422058_00367_27475_5659.N1	02-JUN-2007 13:15:29	Dark	41.500	84	Alp Phe	2.3970	4500.0	83	27475	No
167	GOM_NL__2PRFIN20070602_132052_000000492058_00368_27476_5651.N1	02-JUN-2007 13:20:52	Dark	49.000	63	Bet Gru	2.1500	2800.0	98	27476	No
168	GOM_NL__2PRFIN20070602_132246_000000462058_00368_27476_5652.N1	02-JUN-2007 13:22:46	Dark	46.000	31	Alp Gru	1.7340	15200.	92	27476	No
169	GOM_NL__2PRFIN20070602_132741_000000432058_00368_27476_5653.N1	02-JUN-2007 13:27:41	Straylight	43.000	45	Alp Pav	1.9400	26000.	86	27476	No
170	GOM_NL__2PRFIN20070602_133348_000000402058_00368_27476_5654.N1	02-JUN-2007 13:33:48	Straylight	40.000	141	Bet Ara	2.8400	4600.0	80	27476	No
171	GOM_NL__2PRFIN20070602_133504_000000402058_00368_27476_5655.N1	02-JUN-2007 13:35:04	Straylight	39.500	147	Alp Ara	2.8770	26000.	79	27476	No
172	GOM_NL__2PRFIN20070602_133645_000000472058_00368_27476_5656.N1	02-JUN-2007 13:36:45	Straylight	46.500	40	The Sco	1.8590	7100.0	93	27476	No
173	GOM_NL__2PRFIN20070602_133833_000000452058_00368_27476_5657.N1	02-JUN-2007 13:38:33	Twi_and_stray	44.500	25	35Lam Sco	1.6200	28000.	89	27476	No
174	GOM_NL__2PRFIN20070602_134017_000000452058_00368_27476_5658.N1	02-JUN-2007 13:40:17	Twi_and_stray	45.000	75	26Eps Sco	2.2910	4250.0	90	27476	No
175	GOM_NL__2PRFIN20070602_134219_000000542058_00368_27476_5659.N1	02-JUN-2007 13:42:19	Bright	53.500	136	23Tau Sco	2.8220	30000.	107	27476	No
176	GOM_NL__2PRFIN20070602_134508_000000372058_00368_27476_5660.N1	02-JUN-2007 13:45:08	Bright	37.000	97	8Bet1Sco	2.5610	30000.	74	27476	No
177	GOM_NL__2PRFIN20070602_134745_000000412058_00368_27476_5661.N1	02-JUN-2007 13:47:45	Bright	40.500	98	13Zet Oph	2.5710	30000.	81	27476	No
178	GOM_NL__2PRFIN20070602_134956_000000392058_00368_27476_5662.N1	02-JUN-2007 13:49:56	Bright	39.000	120	1Del Oph	2.7340	3200.0	78	27476	No
179	GOM_NL__2PRFIN20070602_135256_000000362058_00368_27476_5663.N1	02-JUN-2007 13:52:56	Bright	36.000	102	24Alp Ser	2.6000	4250.0	72	27476	No
180	GOM_NL__2PRFIN20070602_135849_000000372058_00368_27476_5664.N1	02-JUN-2007 13:58:49	Bright	37.000	67	5Alp CrB	2.2210	11000.	74	27476	No
181	GOM_NL__2PRFIN20070602_140922_000000392058_00368_27476_5665.N1	02-JUN-2007 14:09:22	Bright	38.500	119	14Eta Dra	2.7270	4700.0	77	27476	No
182	GOM_NL__2PRFIN20070602_141208_000000372058_00368_27476_5666.N1	02-JUN-2007 14:12:08	Bright	37.000	60	7Bet UMi	2.0810	3950.0	74	27476	No
183	GOM_NL__2PRFIN20070602_142449_000000382058_00368_27476_5667.N1	02-JUN-2007 14:24:49	Bright	38.000	76	27Gam Cas	2.3000	30000.	76	27476	No
184	GOM_NL__2PRFIN20070602_143238_000000452058_00368_27476_5668.N1	02-JUN-2007 14:32:38	Bright	45.000	53	43Bet And	2.0480	3300.0	90	27476	No
185	GOM_NL__2PRFIN20070602_144924_000000482058_00368_27476_5669.N1	02-JUN-2007 14:49:24	Dark	47.500	52	16Bet Cet	2.0370	4500.0	95	27476	No
186	GOM_NL__2PRFIN20070602_145605_000000442058_00368_27476_5670.N1	02-JUN-2007 14:56:05	Dark	44.000	84	Alp Phe	2.3970	4500.0	88	27476	No
187	GOM_NL__2PRFIN20070602_150129_000000562058_00369_27477_5663.N1	02-JUN-2007 15:01:29	Dark	55.500	63	Bet Gru	2.1500	2800.0	111	27477	No
188	GOM_NL__2PRFIN20070602_150323_000000462058_00369_27477_5664.N1	02-JUN-2007 15:03:23	Dark	45.500	31	Alp Gru	1.7340	15200.	91	27477	No
189	GOM_NL__2PRFIN20070602_150817_000000432058_00369_27477_5665.N1	02-JUN-2007 15:08:17	Straylight	43.000	45	Alp Pav	1.9400	26000.	86	27477	No
190	GOM_NL__2PRFIN20070602_151424_000000412058_00369_27477_5666.N1	02-JUN-2007 15:14:24	Straylight	40.500	141	Bet Ara	2.8400	4600.0	81	27477	No
191	GOM_NL__2PRFIN20070602_151540_000000392058_00369_27477_5667.N1	02-JUN-2007 15:15:40	Straylight	39.000	147	Alp Ara	2.8770	26000.	78	27477	No
192	GOM_NL__2PRFIN20070602_151721_000000482058_00369_27477_5668.N1	02-JUN-2007 15:17:21	Straylight	48.000	40	The Sco	1.8590	7100.0	96	27477	No
193	GOM_NL__2PRFIN20070602_151909_000000472058_00369_27477_5669.N1	02-JUN-2007 15:19:09	Twi_and_stray	46.500	25	35Lam Sco	1.6200	28000.	93	27477	No
194	GOM_NL__2PRFIN20070602_152054_000000462058_00369_27477_5670.N1	02-JUN-2007 15:20:54	Twi_and_stray	45.500	75	26Eps Sco	2.2910	4250.0	91	27477	No
195	GOM_NL__2PRFIN20070602_152255_000000542058_00369_27477_5671.N1	02-JUN-2007 15:22:55	Bright	53.500	136	23Tau Sco	2.8220	30000.	107	27477	No
196	GOM_NL__2PRFIN20070602_152545_000000392058_00369_27477_5672.N1	02-JUN-2007 15:25:45	Bright	38.500	97	8Bet1Sco	2.5610	30000.	77	27477	No
197	GOM_NL__2PRFIN20070602_152821_000000412058_00369_27477_5673.N1	02-JUN-2007 15:28:21	Bright	40.500	98	13Zet Oph	2.5710	30000.	81	27477	No
198	GOM_NL__2PRFIN20070602_153032_000000392058_00369_27477_5674.N1	02-JUN-2007 15:30:32	Bright	39.000	120	1Del Oph	2.7340	3200.0	78	27477	No
199	GOM_NL__2PRFIN20070602_153332_000000372058_00369_27477_5675.N1	02-JUN-2007 15:33:32	Bright	36.500	102	24Alp Ser	2.6000	4250.0	73	27477	No
200	GOM_NL__2PRFIN20070602_153925_000000362058_00369_27477_5676.N1	02-JUN-2007 15:39:25	Bright	35.500	67	5Alp CrB	2.2210	11000.	71	27477	No
201	GOM_NL__2PRFIN20070602_154958_000000392058_00369_27477_5677.N1	02-JUN-2007 15:49:58	Bright	39.000	119	14Eta Dra	2.7270	4700.0	78	27477	No
202	GOM_NL__2PRFIN20070602_155243_000000332058_00369_27477_5678.N1	02-JUN-2007 15:52:43	Bright	33.000	60	7Bet UMi	2.0810	3950.0	66	27477	No
203	GOM_NL__2PRFIN20070602_155724_000000362058_00369_27477_5679.N1	02-JUN-2007 15:57:24	Bright	35.500	49	1Alp UMi	1.9900	6300.0	71	27477	No
204	GOM_NL__2PRFIN20070602_160525_000000562058_00369_27477_5680.N1	02-JUN-2007 16:05:25	Bright	56.000	76	27Gam Cas	2.3000	30000.	112	27477	No
205	GOM_NL__2PRFIN20070602_161314_000000422058_00369_27477_5681.N1	02-JUN-2007 16:13:14	Bright	41.500	53	43Bet And	2.0480	3300.0	83	27477	No
206	GOM_NL__2PRFIN20070602_163001_000000492058_00369_27477_5682.N1	02-JUN-2007 16:30:01	Dark	48.500	52	16Bet Cet	2.0370	4500.0	97	27477	No
207	GOM_NL__2PRFIN20070602_163642_000000462058_00369_27477_5683.N1	02-JUN-2007 16:36:42	Dark	46.000	84	Alp Phe	2.3970	4500.0	92	27477	No
208	GOM_NL__2PRFIN20070602_164206_000000552058_00370_27478_5703.N1	02-JUN-2007 16:42:06	Dark	54.500	63	Bet Gru	2.1500	2800.0	109	27478	No
209	GOM_NL__2PRFIN20070602_164400_000000462058_00370_27478_5704.N1	02-JUN-2007 16:44:00	Dark	46.000	31	Alp Gru	1.7340	15200.	92	27478	No
210	GOM_NL__2PRFIN20070602_164854_000000442058_00370_27478_5705.N1	02-JUN-2007 16:48:54	Straylight	43.500	45	Alp Pav	1.9400	26000.	87	27478	No
211	GOM_NL__2PRFIN20070602_165500_000000402058_00370_27478_5706.N1	02-JUN-2007 16:55:00	Straylight	40.000	141	Bet Ara	2.8400	4600.0	80	27478	No
212	GOM_NL__2PRFIN20070602_165616_000000392058_00370_27478_5707.N1	02-JUN-2007 16:56:16	Straylight	38.500	147	Alp Ara	2.8770	26000.	77	27478	No
213	GOM_NL__2PRFIN20070602_165758_000000462058_00370_27478_5708.N1	02-JUN-2007 16:57:58	Straylight	45.500	40	The Sco	1.8590	7100.0	91	27478	No
214	GOM_NL__2PRFIN20070602_165945_000000462058_00370_27478_5709.N1	02-JUN-2007 16:59:45	Twi_and_stray	45.500	25	35Lam Sco	1.6200	28000.	91	27478	No
215	GOM_NL__2PRFIN20070602_170130_000000462058_00370_27478_5710.N1	02-JUN-2007 17:01:30	Twi_and_stray	46.000	75	26Eps Sco	2.2910	4250.0	92	27478	No
216	GOM_NL__2PRFIN20070602_170331_000000472058_00370_27478_5711.N1	02-JUN-2007 17:03:31	Bright	47.000	136	23Tau Sco	2.8220	30000.	94	27478	No
217	GOM_NL__2PRFIN20070602_170621_000000392058_00370_27478_5712.N1	02-JUN-2007 17:06:21	Bright	38.500	97	8Bet1Sco	2.5610	30000.	77	27478	No
218	GOM_NL__2PRFIN20070602_170857_000000412058_00370_27478_5713.N1	02-JUN-2007 17:08:57	Bright	40.500	98	13Zet Oph	2.5710	30000.	81	27478	No
219	GOM_NL__2PRFIN20070602_171108_000000392058_00370_27478_5714.N1	02-JUN-2007 17:11:08	Bright	38.500	120	1Del Oph	2.7340	3200.0	77	27478	No

220	GOM_NL__2PRFIN20070602_171408_000000372058_00370_27478_5715.N1	02-JUN-2007 17:14:08	Bright	36.500	102	24Alp Ser	2.6000	4250.0	73	27478	No
221	GOM_NL__2PRFIN20070602_171910_000000262058_00370_27478_5716.N1	02-JUN-2007 17:19:10	Twi_and_stray	26.000	127	27Bet Her	2.7810	4700.0	52	27478	No
222	GOM_NL__2PRFIN20070602_172001_000000382058_00370_27478_5717.N1	02-JUN-2007 17:20:01	Bright	38.000	67	5Alp CrB	2.2210	11000.	76	27478	No
223	GOM_NL__2PRFIN20070602_173034_000000382058_00370_27478_5718.N1	02-JUN-2007 17:30:34	Bright	38.000	119	14Eta Dra	2.7270	4700.0	76	27478	No
224	GOM_NL__2PRFIN20070602_173319_000000522058_00370_27478_5719.N1	02-JUN-2007 17:33:19	Bright	52.000	60	7Bet UMi	2.0810	3950.0	104	27478	No
225	GOM_NL__2PRFIN20070602_173800_000000362058_00370_27478_5720.N1	02-JUN-2007 17:38:00	Bright	36.000	49	1Alp UMi	1.9900	6300.0	72	27478	No
226	GOM_NL__2PRFIN20070602_174601_000000552058_00370_27478_5721.N1	02-JUN-2007 17:46:01	Bright	54.500	76	27Gam Cas	2.3000	30000.	109	27478	No
227	GOM_NL__2PRFIN20070602_175350_000000462058_00370_27478_5722.N1	02-JUN-2007 17:53:50	Bright	46.000	53	43Bet And	2.0480	3300.0	92	27478	No
228	GOM_NL__2PRFIN20070602_181037_000000482058_00370_27478_5723.N1	02-JUN-2007 18:10:37	Dark	47.500	52	16Bet Cet	2.0370	4500.0	95	27478	No
229	GOM_NL__2PRFIN20070602_181718_000000452058_00370_27478_5724.N1	02-JUN-2007 18:17:18	Dark	44.500	84	Alp Phe	2.3970	4500.0	89	27478	No

3. Quality information per product

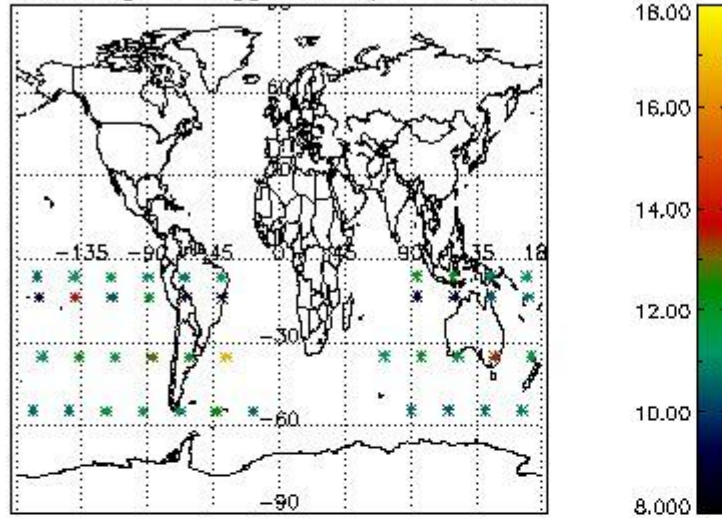
In this section it is plotted some information contained in the Quality Summary data set of the level 2 products. Only products in dark limb conditions and without errors (error flag in the MPH set to "0") are used.

3.1 Plot quality information per product (time dependant)

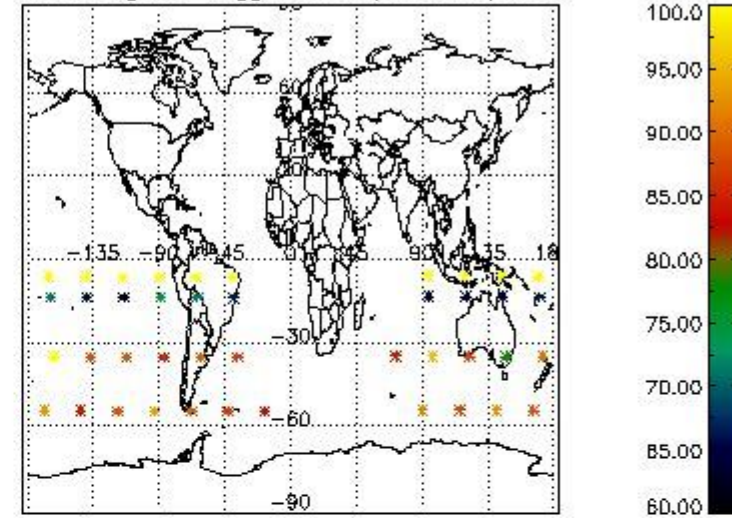


3.2 Plot quality information per product (world map)

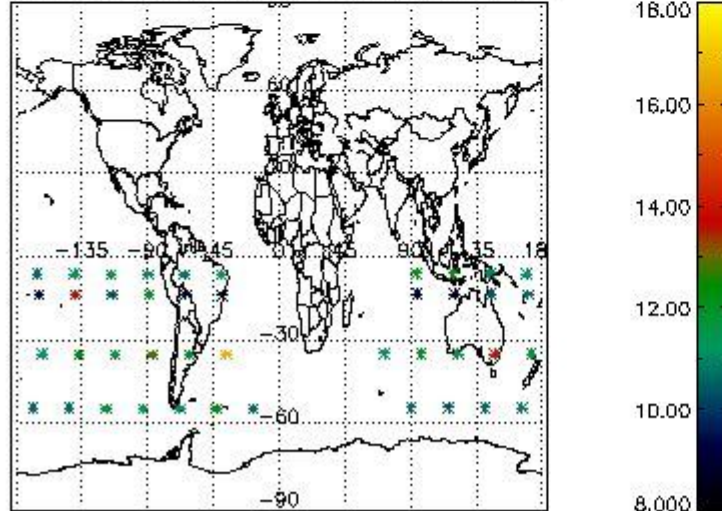
Percentage of flagged data per O3 profile



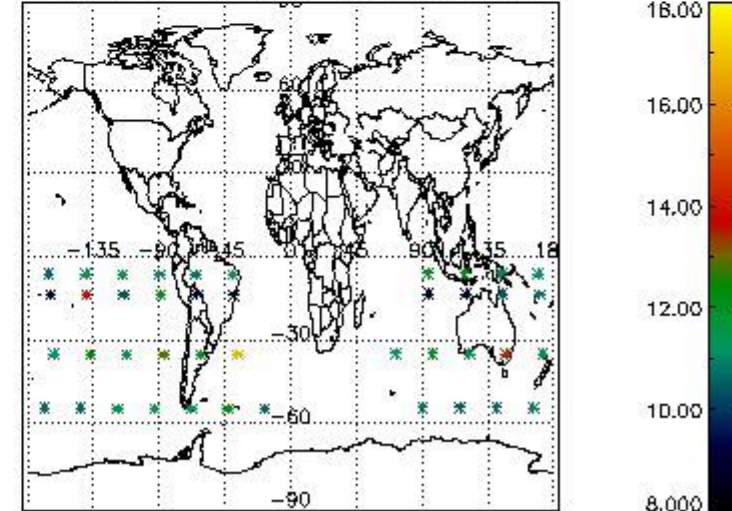
Percentage of flagged data per H2O profile



Percentage of flagged data per NO2 profile



Percentage of flagged data per NO3 profile

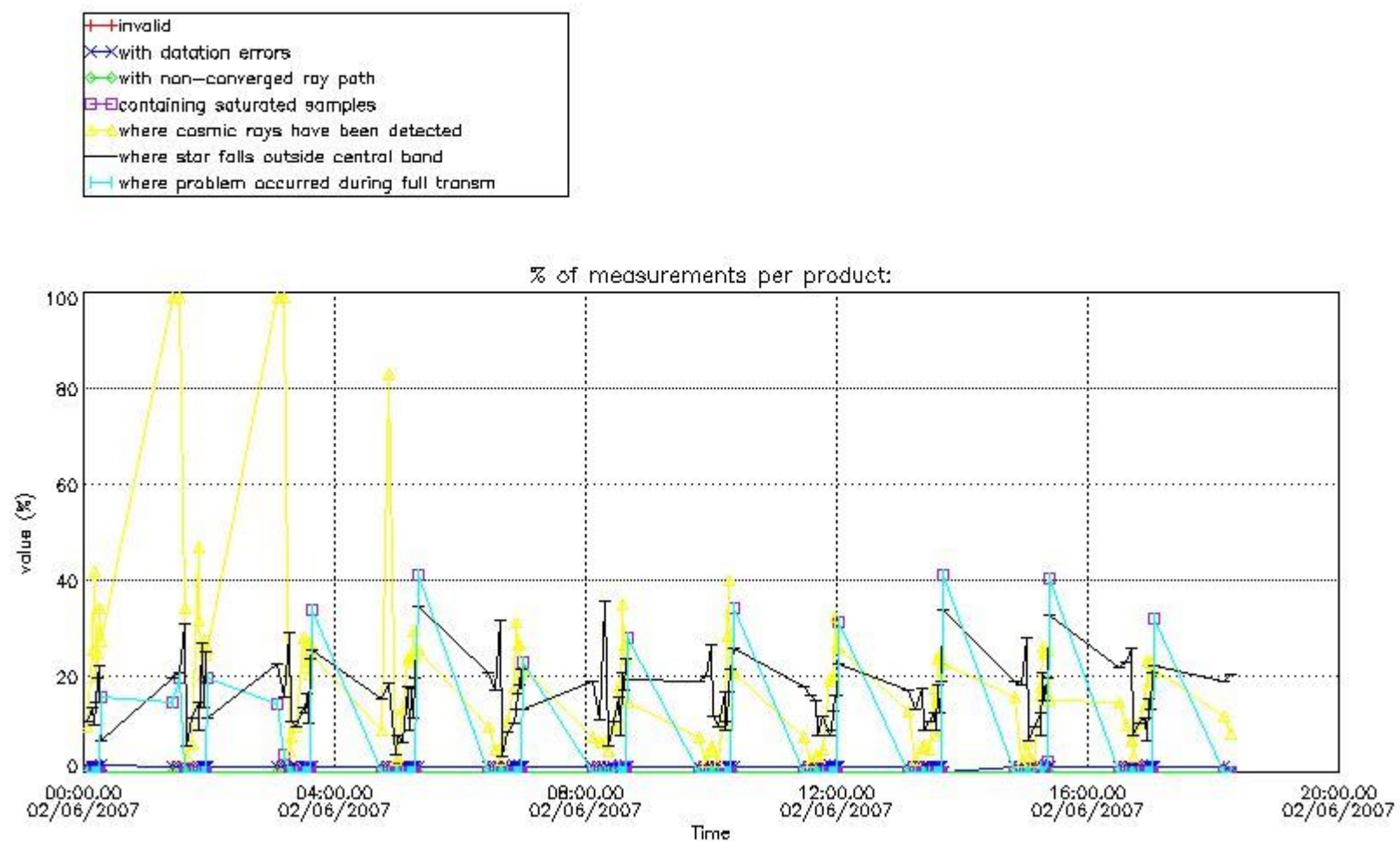


4. Level 1 quality information per product

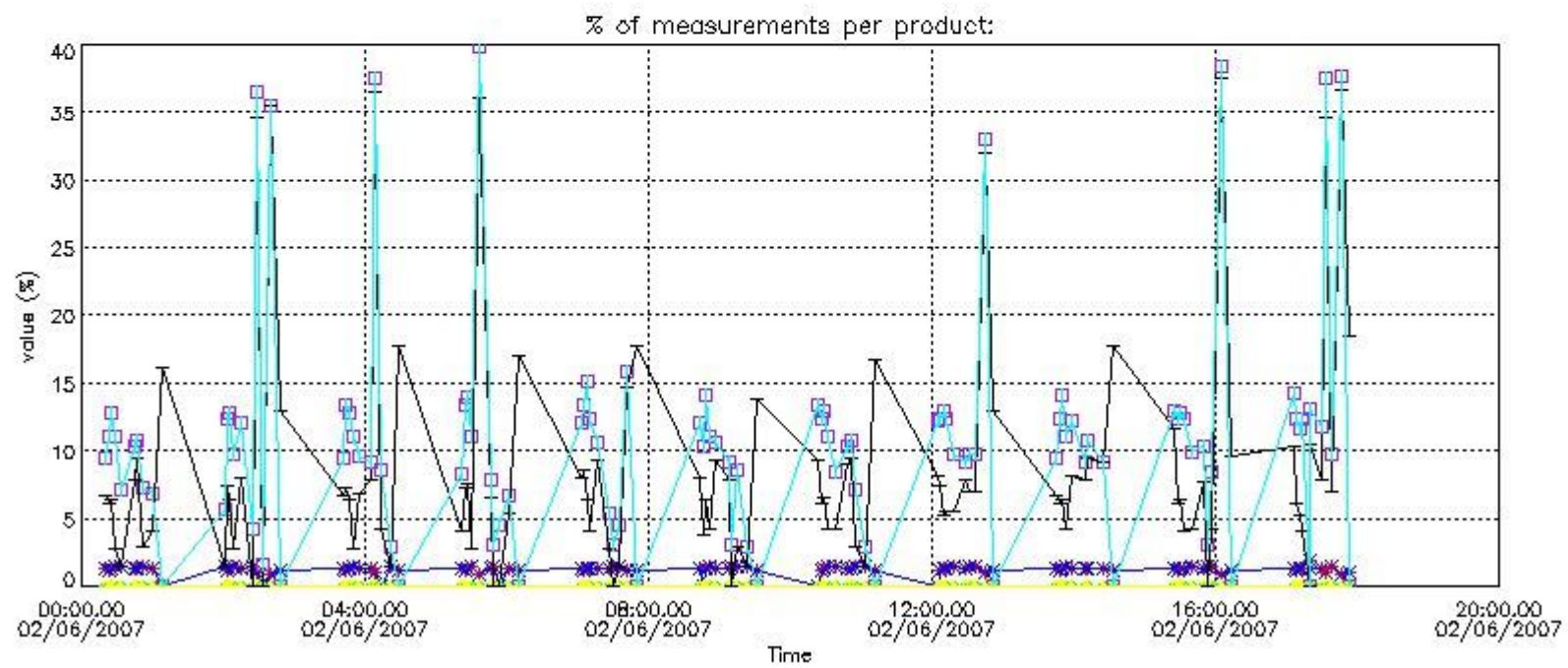
In this section it is plotted some information contained in the Quality Summary data set of the level 2 products that comes from the level 1b processing. Products without errors (error flag in the MPH set to "0") are used.

4.1 Plot quality information per product (time dependant) coming from level 1b processing

4.1.1 Plot level 1 quality information per product (time dependant): ENVISAT ASCENDING passes



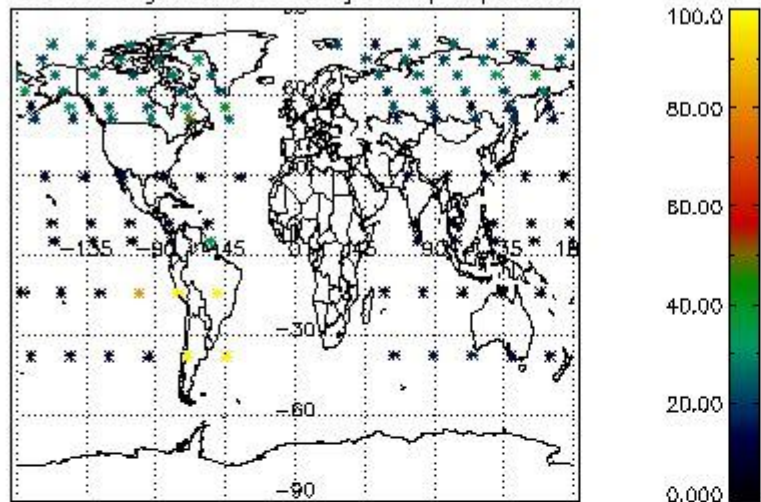
4.1.2 Plot level 1 quality information per product (time dependant): ENVISAT DESCENDING passes



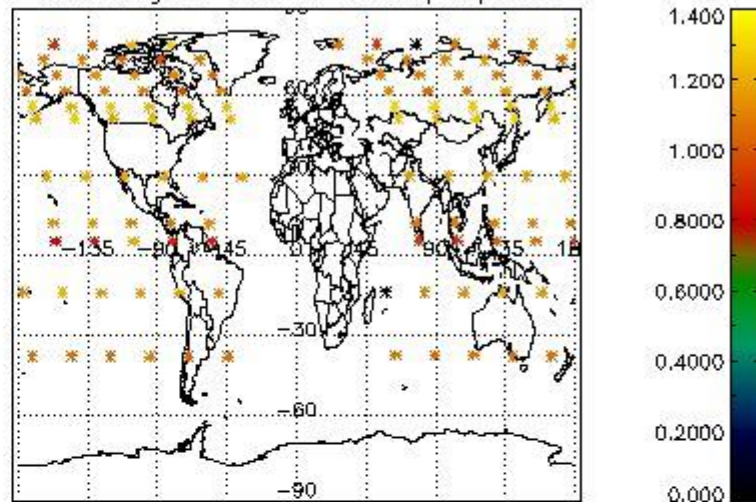
4.2 Plot quality information per product coming from level 1b processing (world map)

4.2.1 Plot level 1 quality information per product (world map): ENVISAT ASCENDING passes

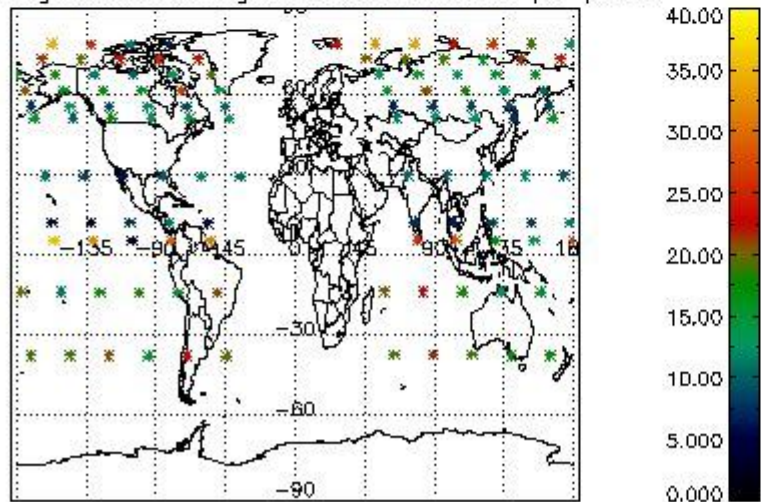
Percentage of cosmic ray hits per profile



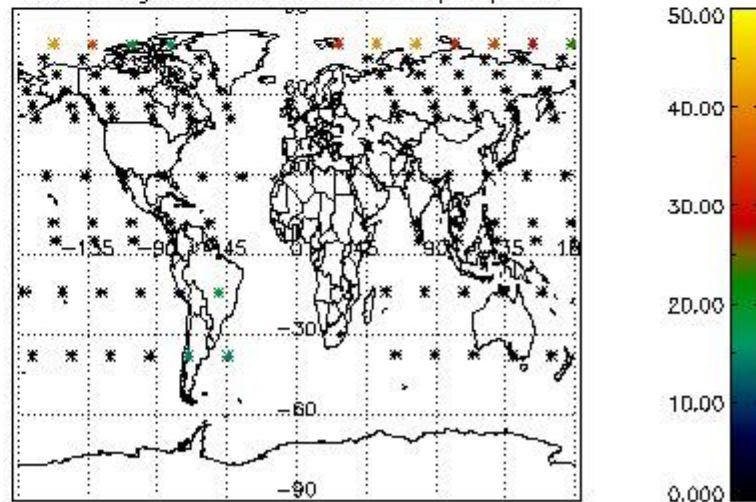
Percentage of datation errors per profile



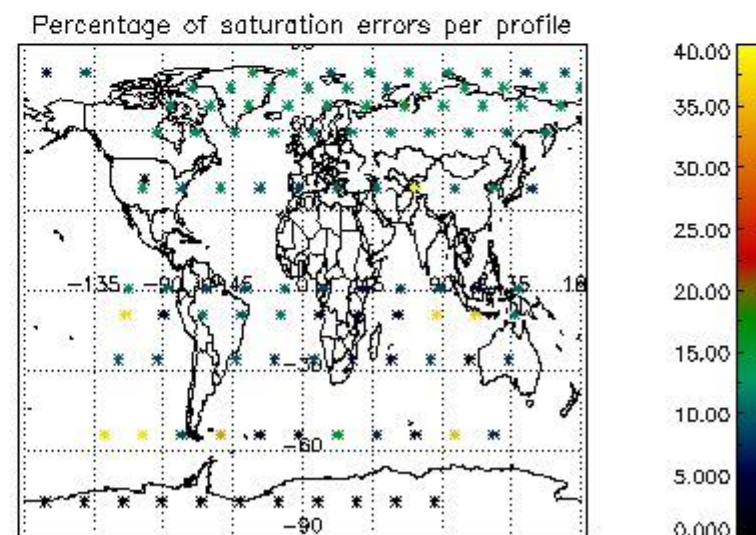
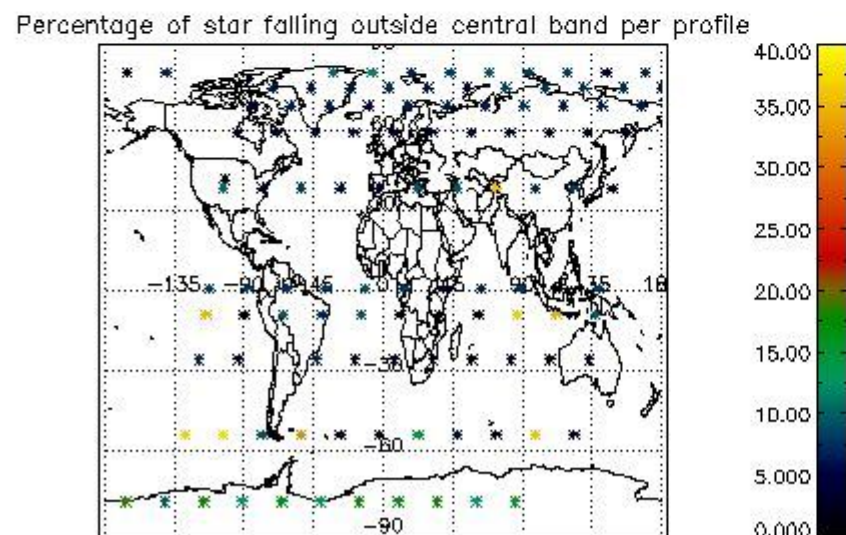
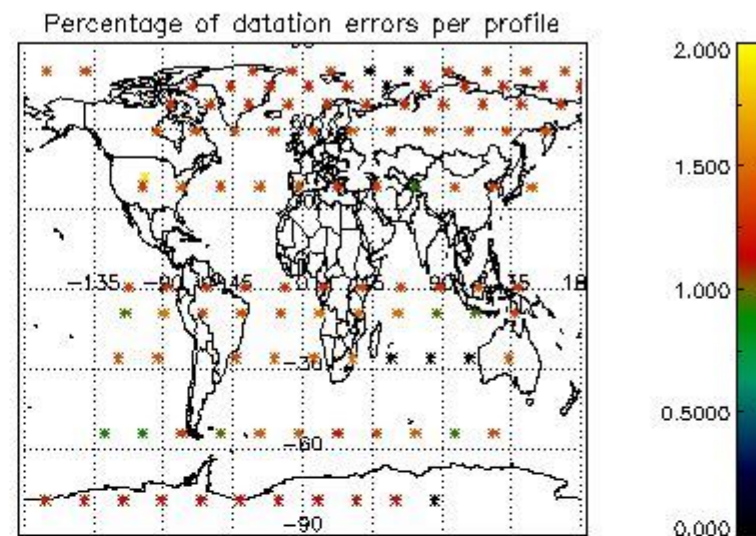
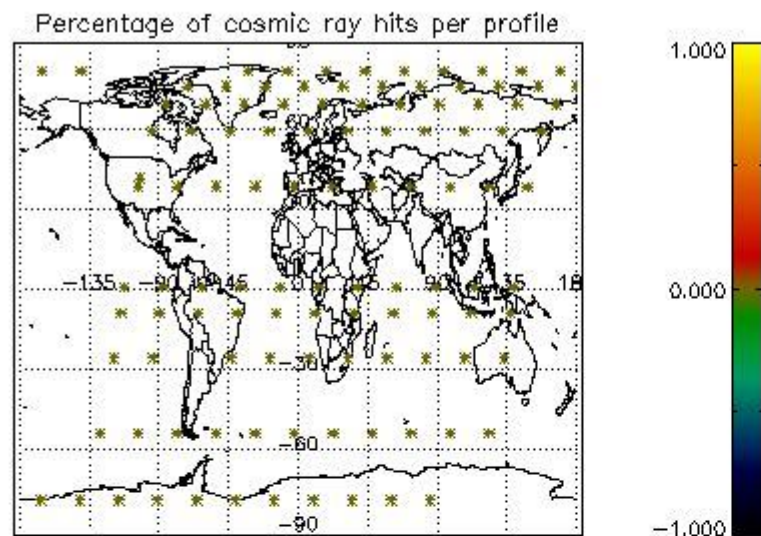
Percentage of star falling outside central band per profile



Percentage of saturation errors per profile



4.2.2 Plot level 1 quality information per product (world map): ENVISAT DESCENDING passes



5. Trace gas profiles

5.1 Ozone statistics based on quality of products

The final quality of the products can be "measured" using the STD (Standard Deviation) attached to every point profile. This information is written to the parameter GOM_NL__2P/NL_LOCAL_SPECIES_DENSITY/o3_std of the level 2 products. The table below shows the statistics for given STD ranges.

The statistics are given with respect to the overall valid production:

- Products without fatal errors: GOM_NL__2P/MPH/PRODUCT_ERR=0
- Valid point profile: GOM_NL__2P/NL_LOCAL_SPECIES_DENSITY/pcd(0)=0

The 'Criteria' is applied to valid points of dark limb products:

- Products in dark limb illumination condition: GOM_NL__2P/NL_SUMMARY_QUALITY/obs_ill_cond=0
- Products without fatal errors: GOM_NL__2P/MPH/PRODUCT_ERR=0
- Valid point profile: GOM_NL__2P/NL_LOCAL_SPECIES_DENSITY/pcd(0)=0

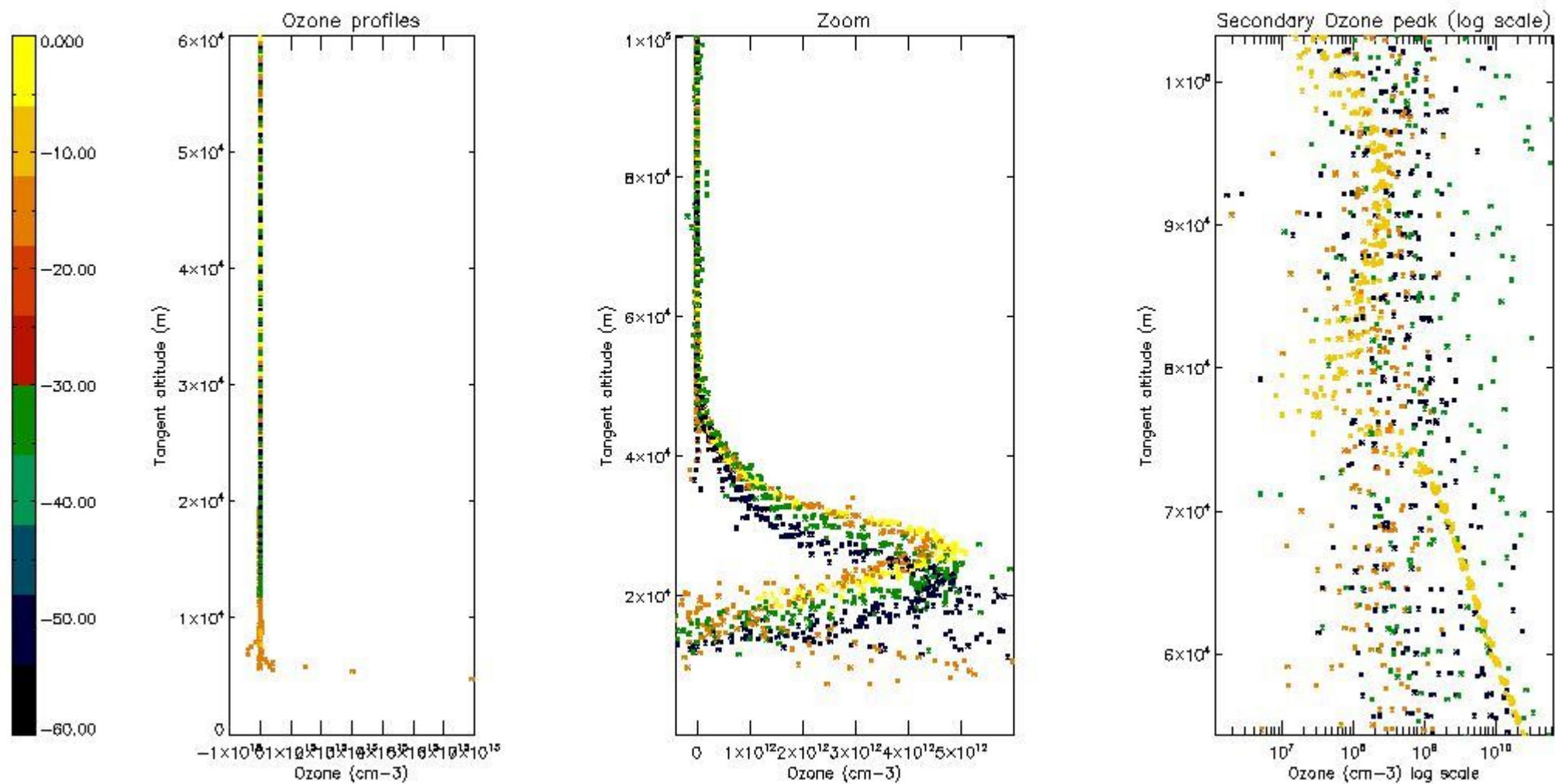
So, the table below shows the percentage of dark limb and valid observations for each criteria with respect to the overall valid daily observations.

Criteria	% of total production
All STD	21
STD < 20	8

STD < 10	4
STD < 5	3

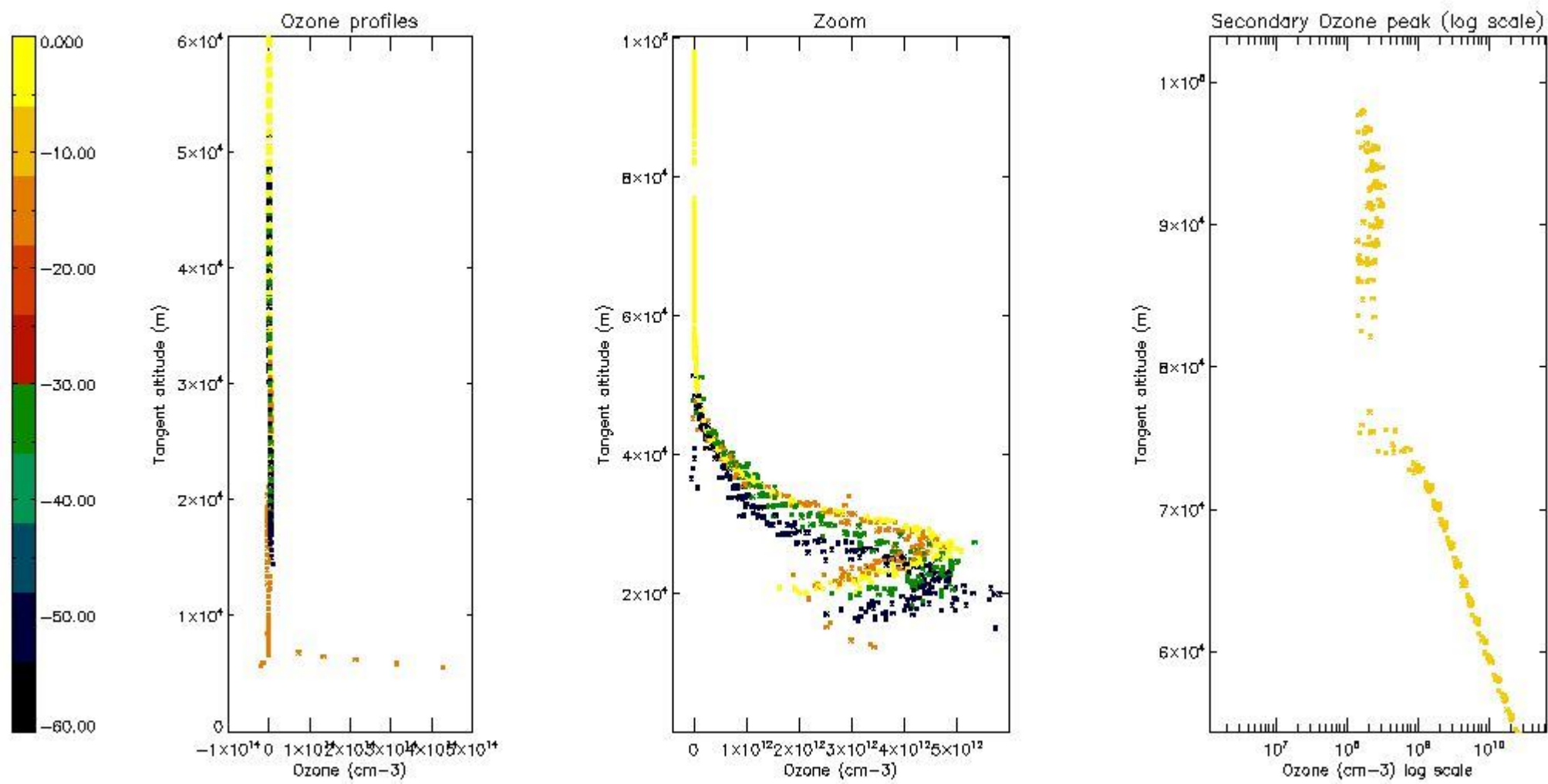
5.2 Plot ozone profiles for all STD (dark without errors)

The colorbar represents the latitude.



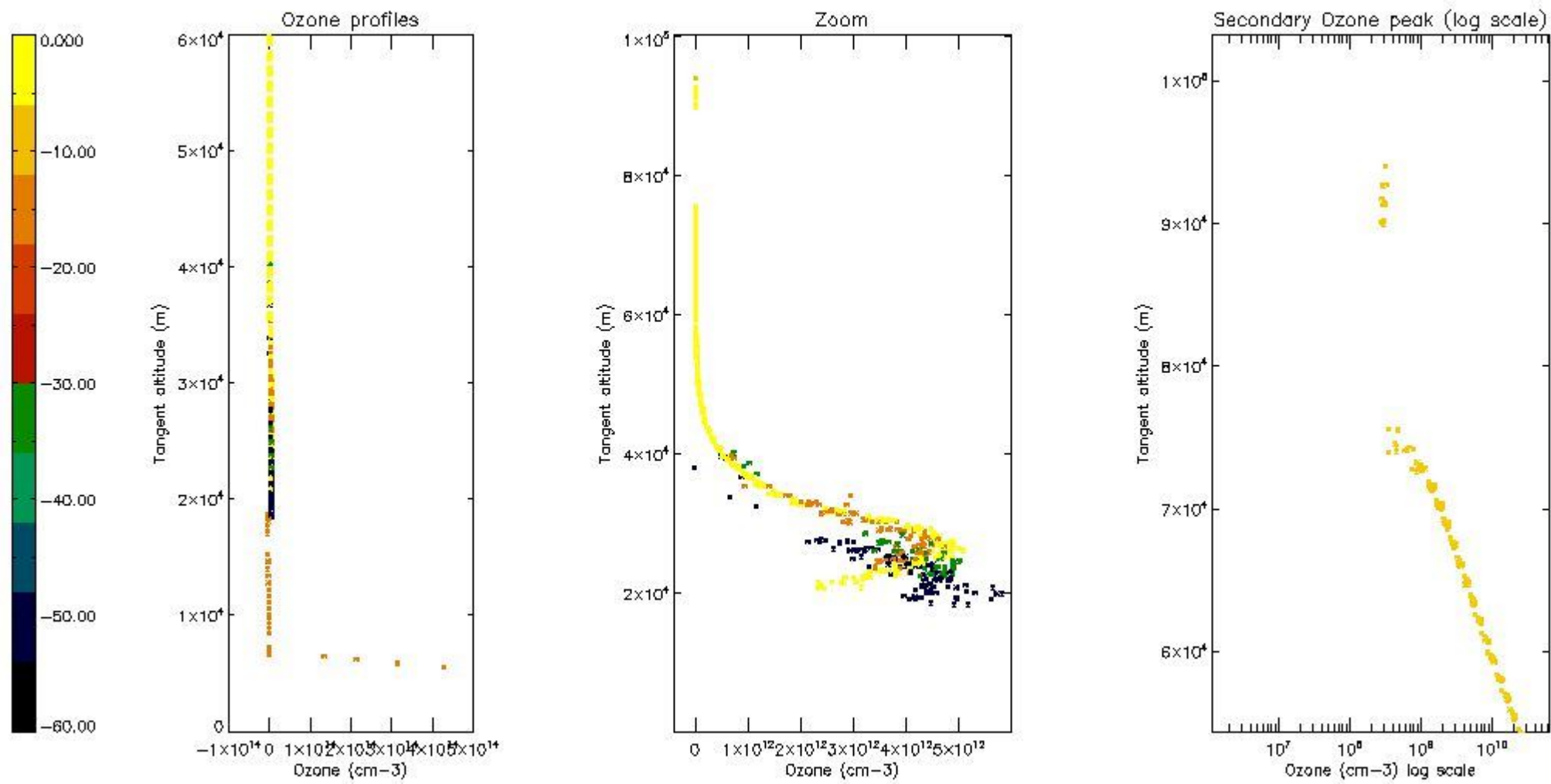
5.3 Plot ozone profiles where STD < 20% (dark without errors)

The colorbar represents the latitude.



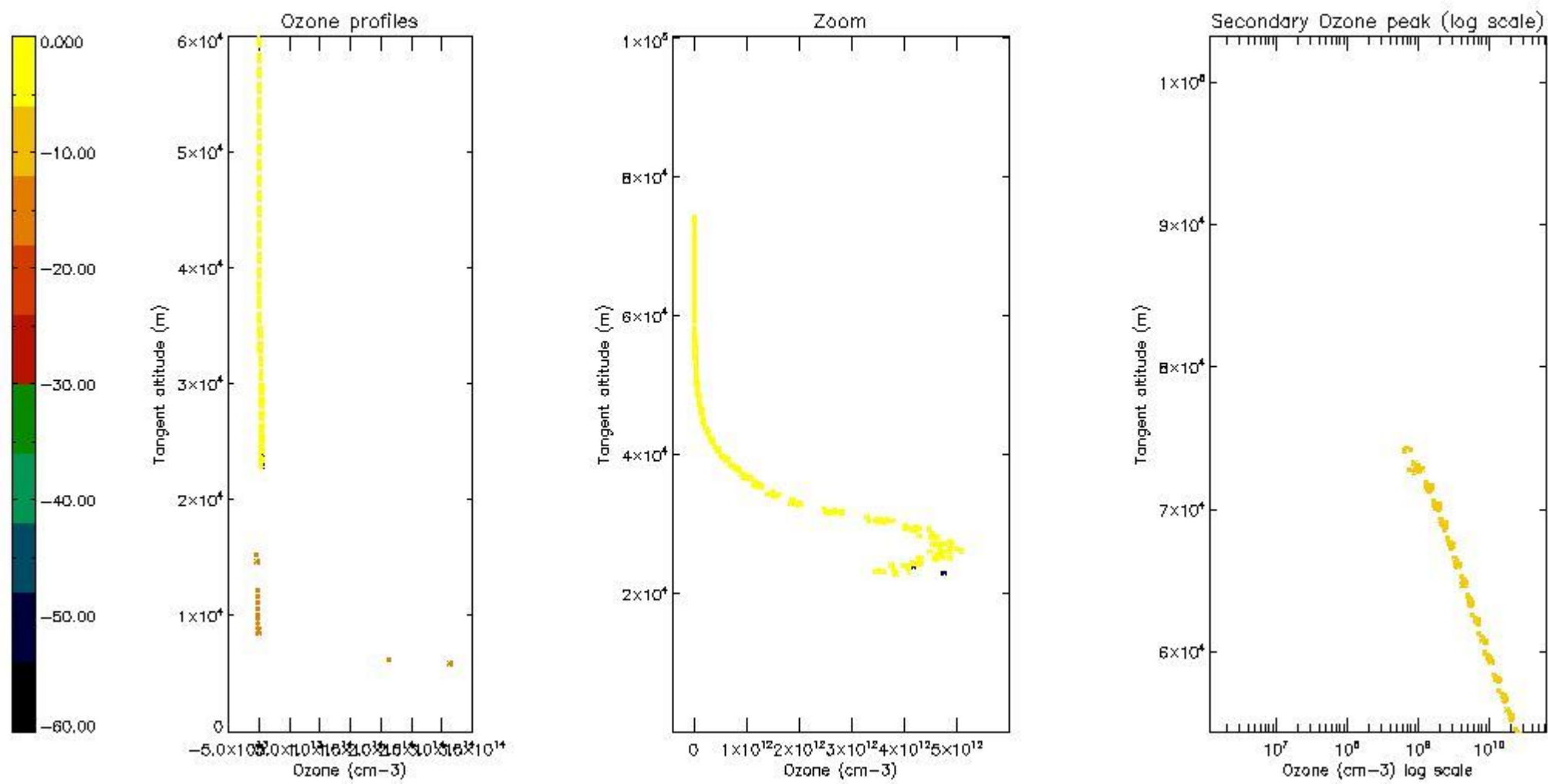
5.4 Plot ozone profiles where STD < 10% (dark without errors)

The colorbar represents the latitude.



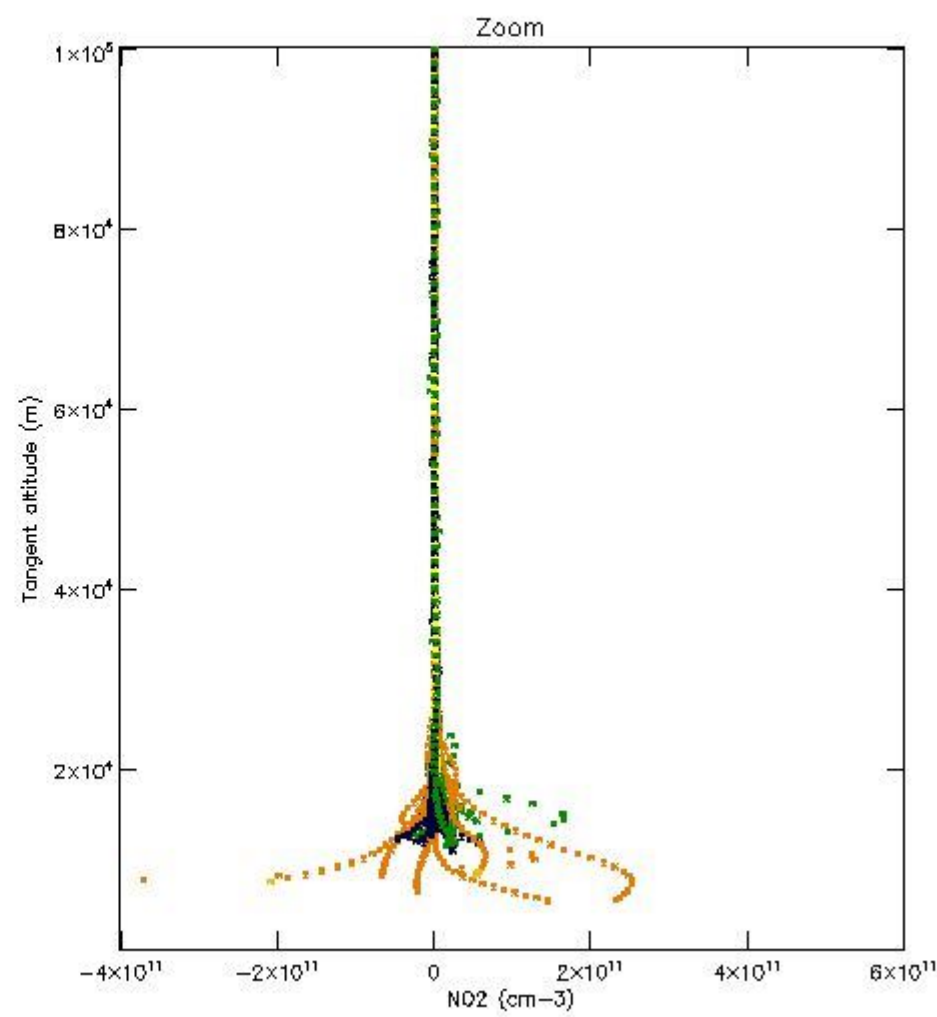
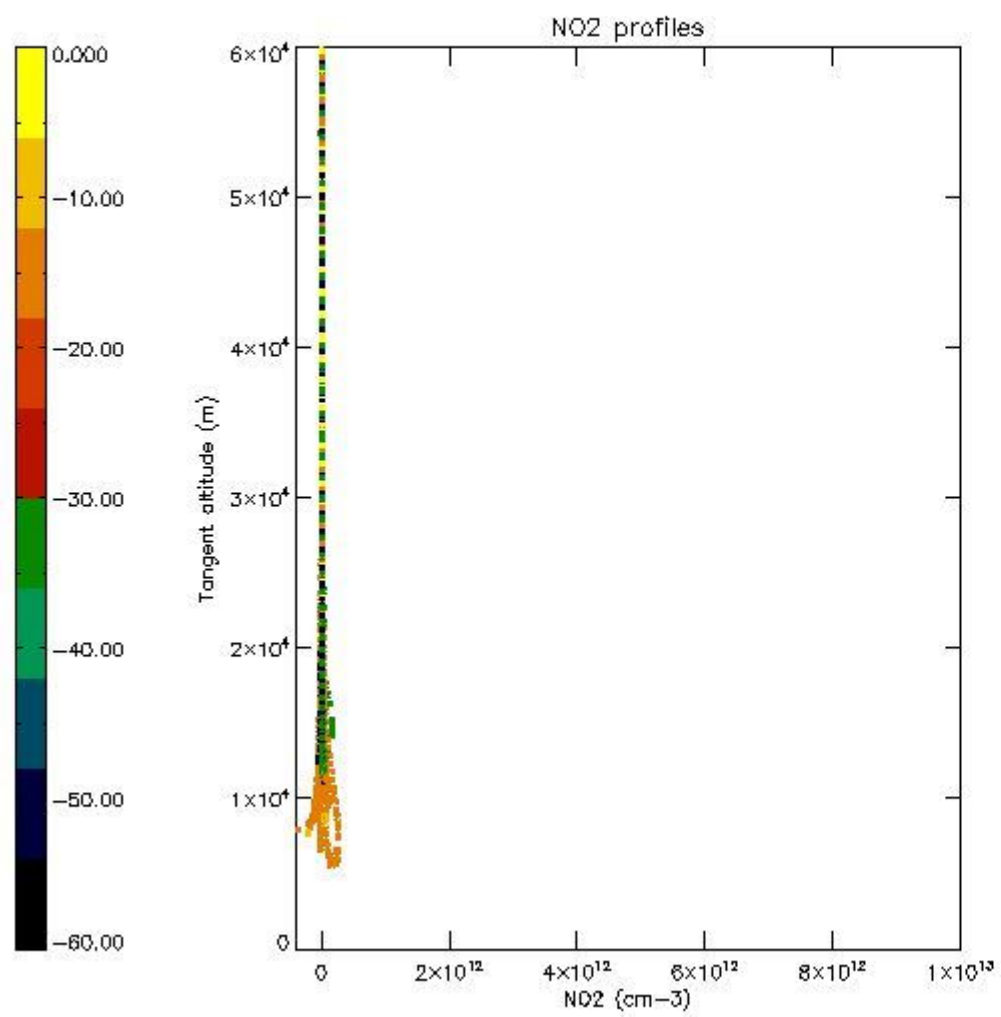
5.5 Plot ozone profiles where STD < 5% (dark without errors)

The colorbar represents the latitude.



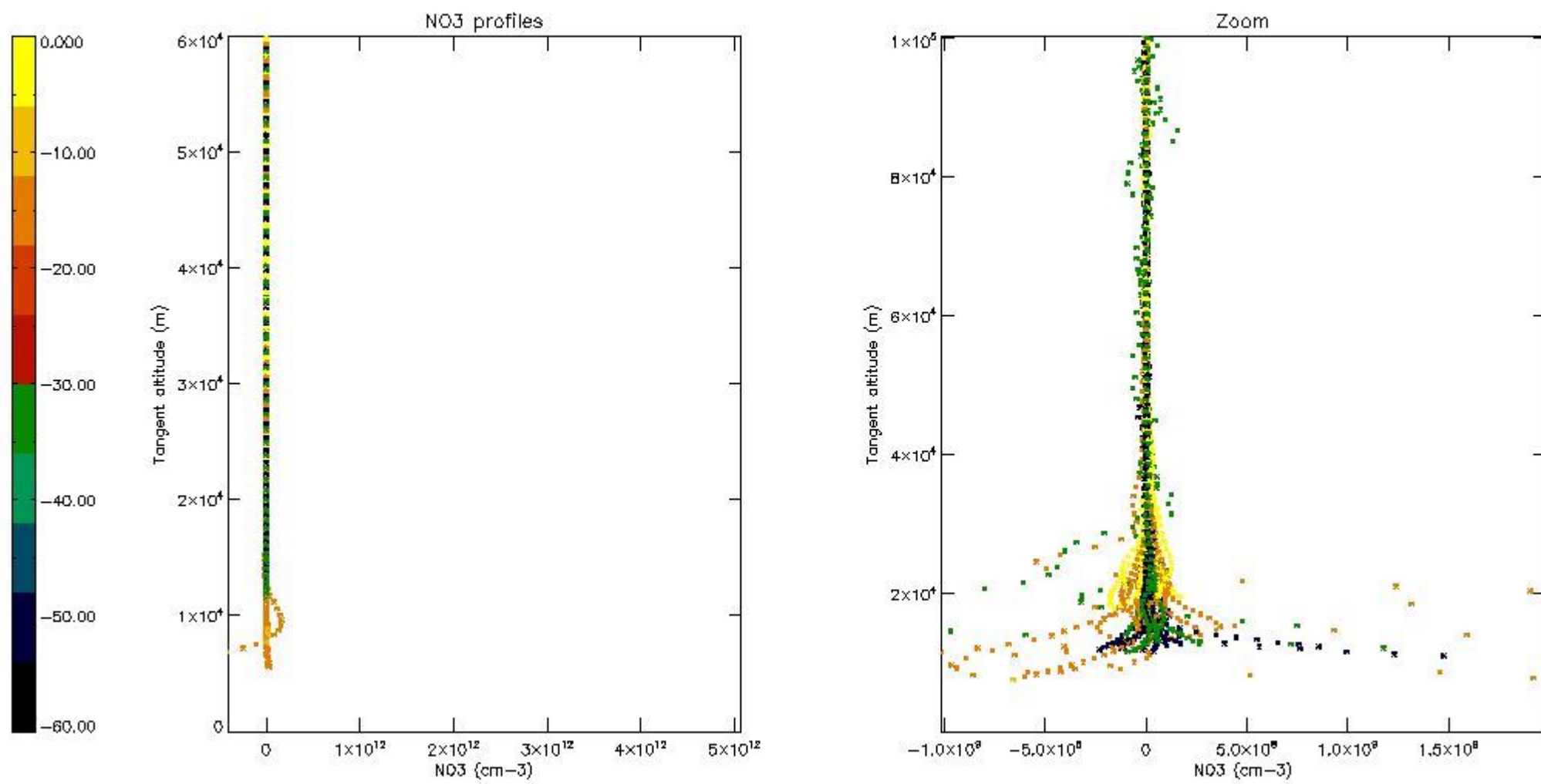
5.6 Plot NO₂ profiles for all STD (dark without errors)

The colorbar represents the latitude.



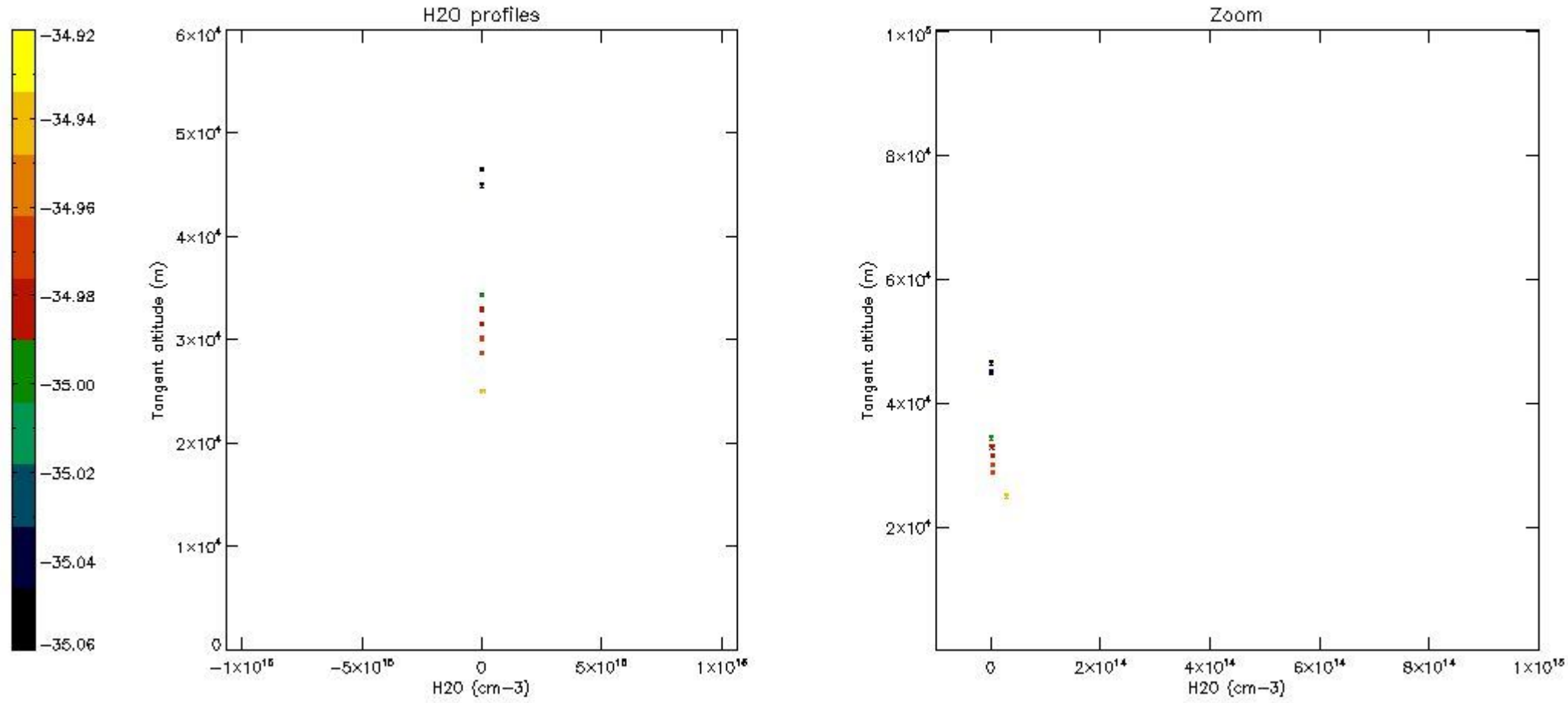
5.7 Plot NO3 profiles for all STD (dark without errors)

The colorbar represents the latitude.



5.8 Plot H2O profiles for all STD (only for occultations of stars 1,2,3,4,13,14,16,26,63 dark without errors)

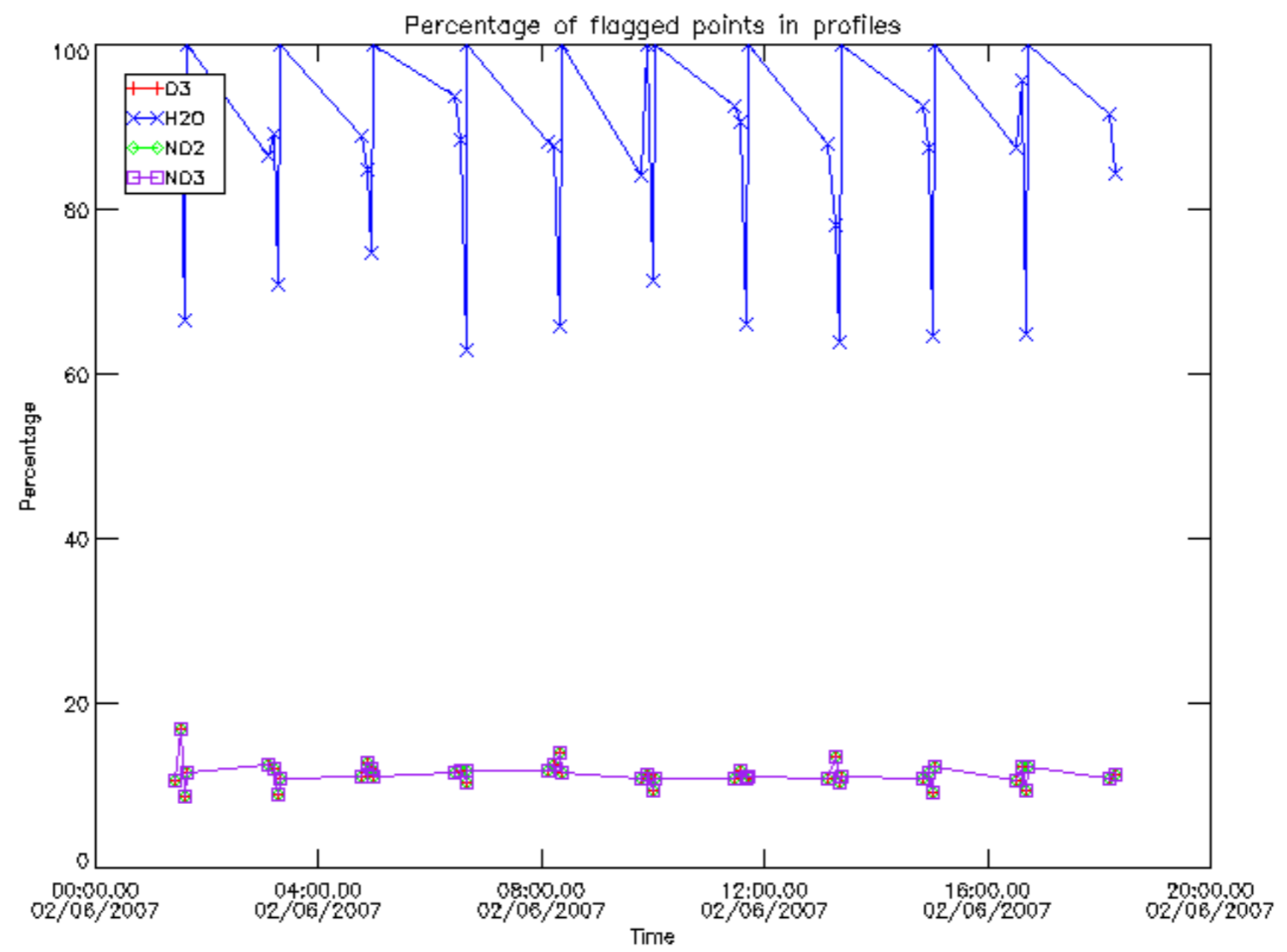
The colorbar represents the latitude.



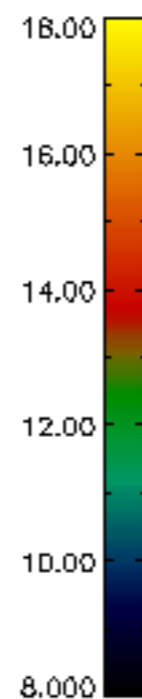
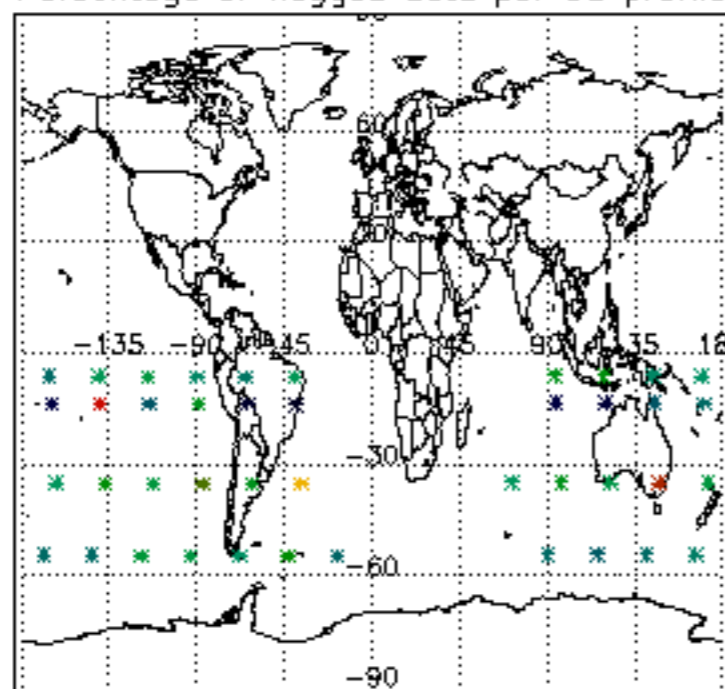
6. Auxiliary Data Files used for the production reported in section 2

The number reported in the third column indicates since which file (see list in section 2) the corresponding auxiliary file has been used. The fourth column is the date of those product files.

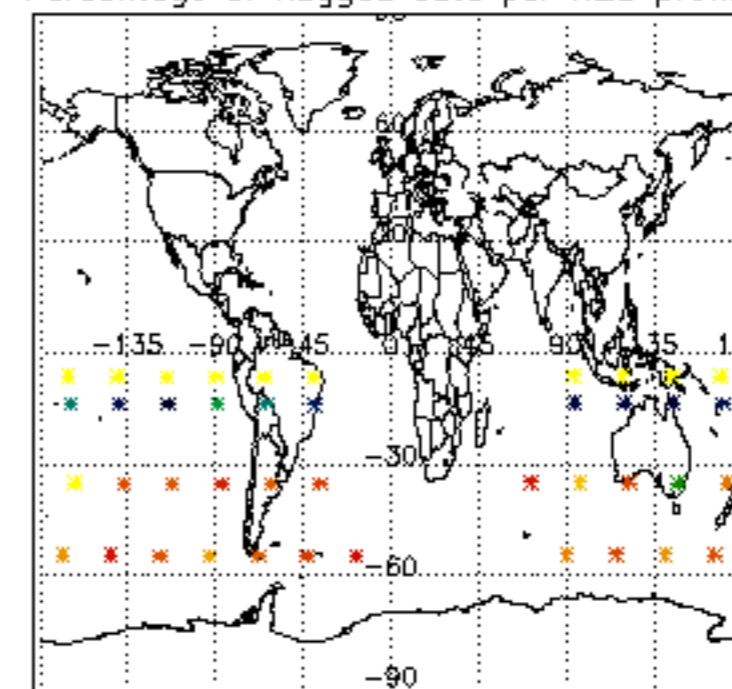
Type	Auxiliary Filename	Used since product	Used since product date
INST_PHYS_CHARACTERISTICS	GOM_INS_AXVIEC20091111_143220_20030716_120000_20500101_000000	1	02-JUN-2007 00:02:48
LEVEL-2_PROC_CONFIG	GOM_PR2_AXVIEC20091111_152718_20020301_000000_20500101_000000	1	02-JUN-2007 00:02:48
CROSS_SECTIONS_FILE	GOM_CRS_AXVIEC20091111_154832_20020301_000000_20500101_000000	1	02-JUN-2007 00:02:48



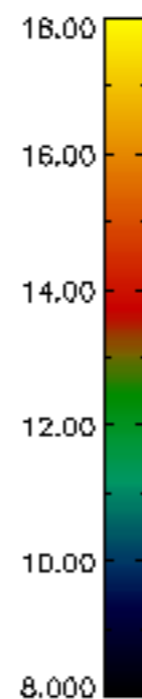
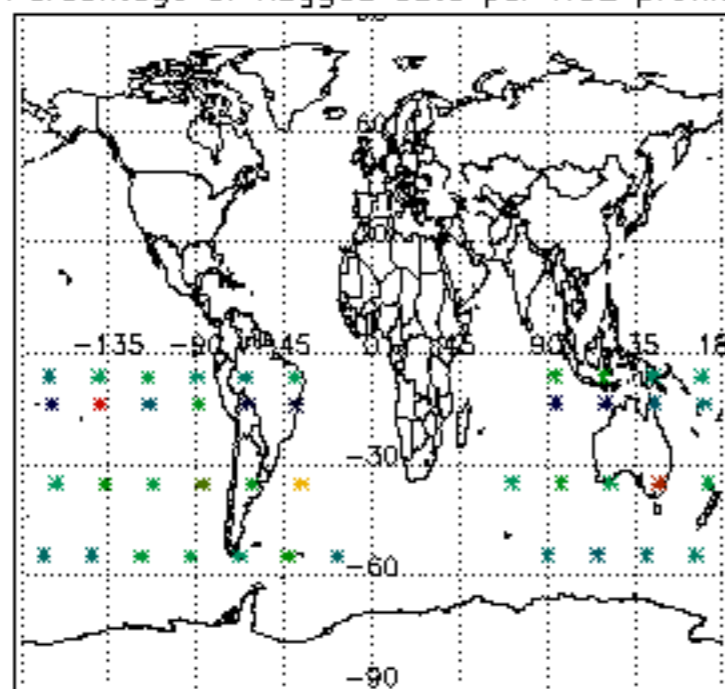
Percentage of flagged data per D3 profile



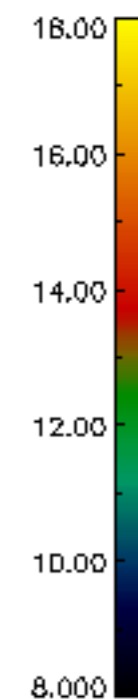
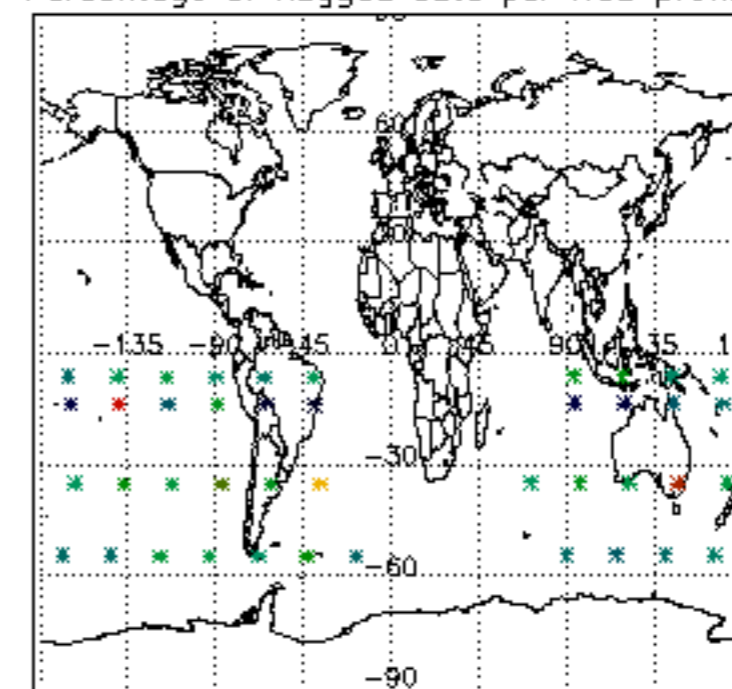
Percentage of flagged data per H2O profile

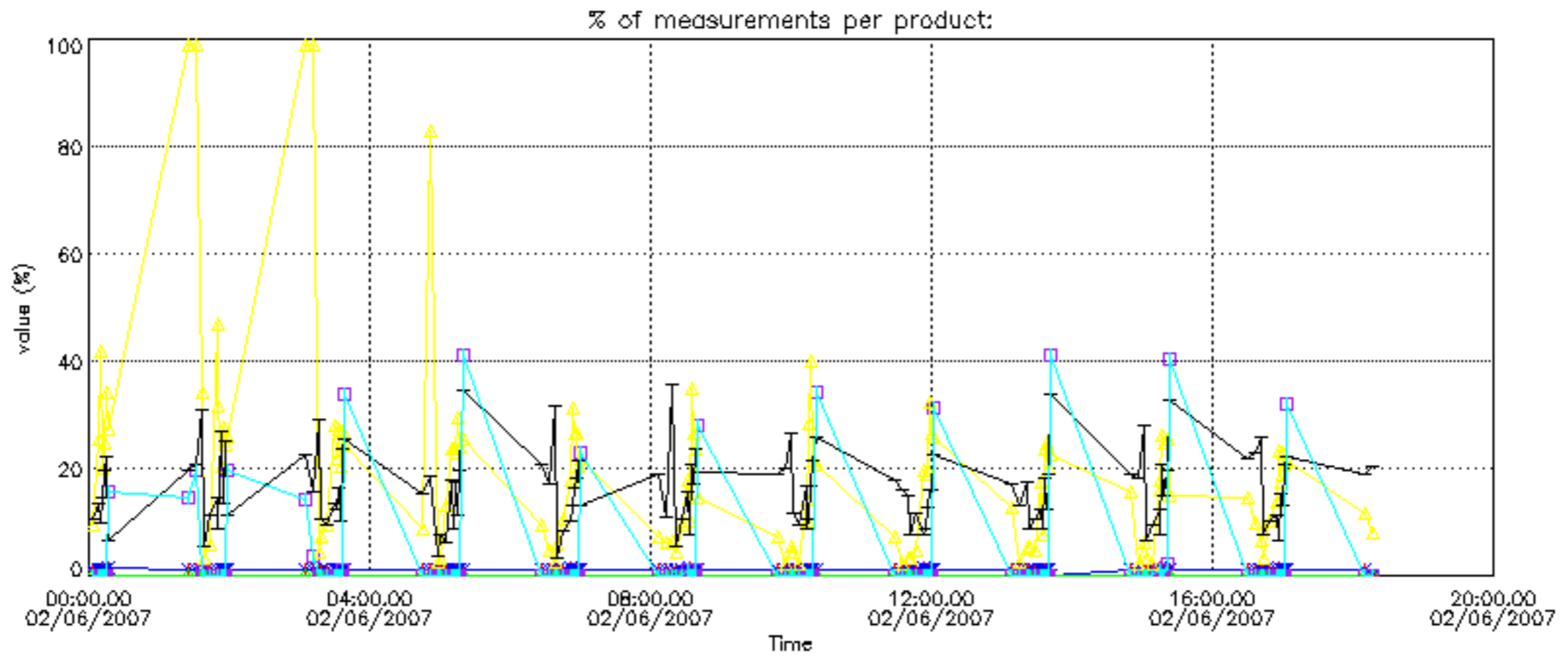


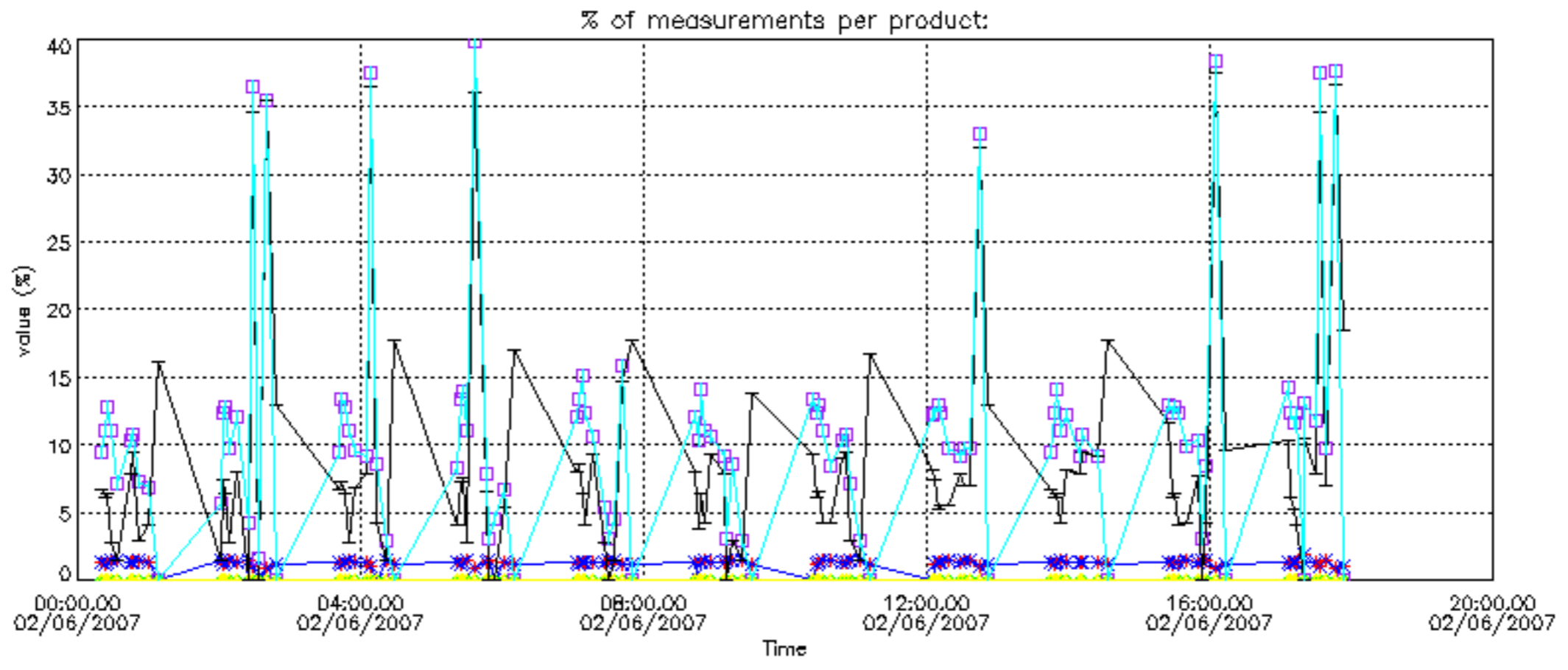
Percentage of flagged data per NO2 profile



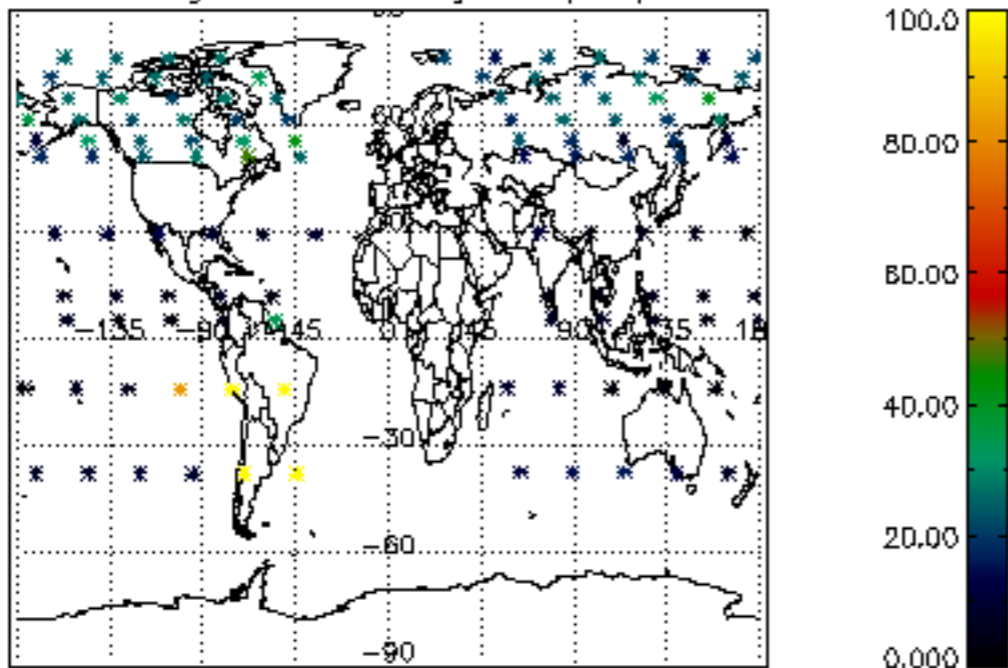
Percentage of flagged data per NO3 profile



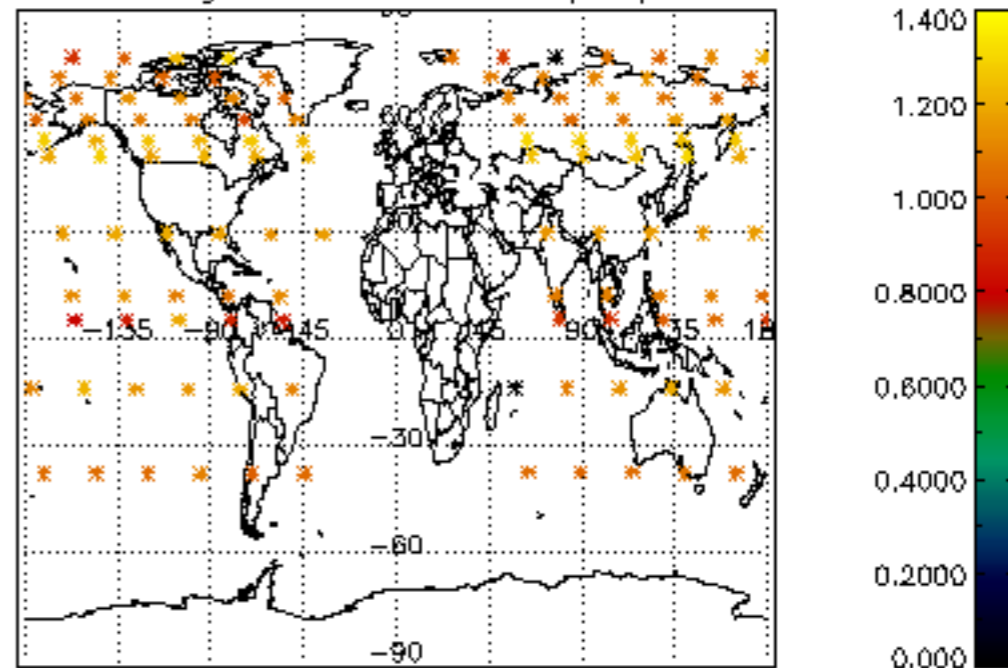




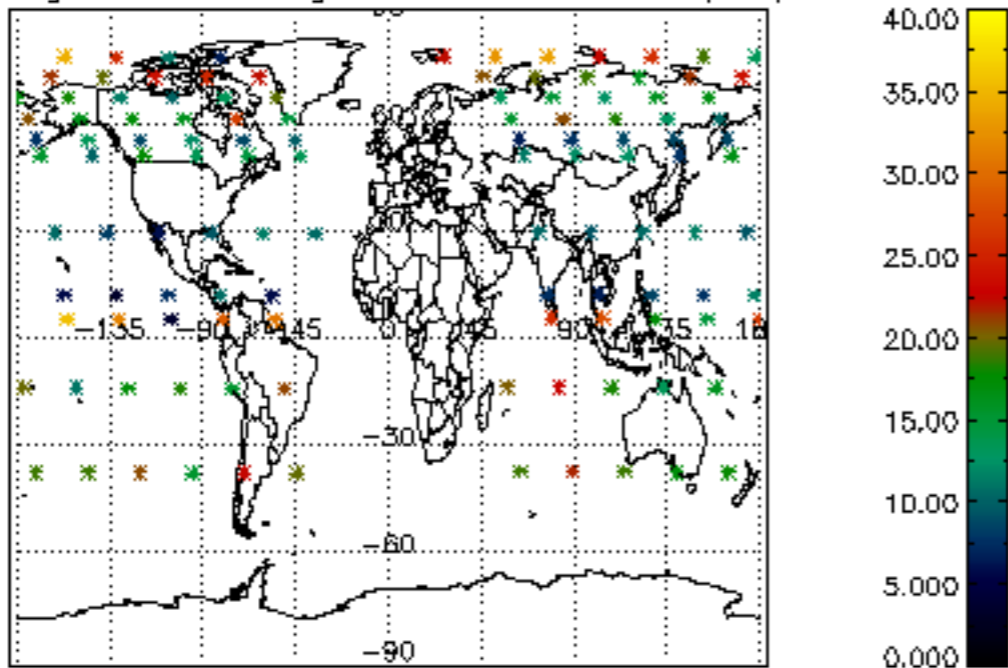
Percentage of cosmic ray hits per profile



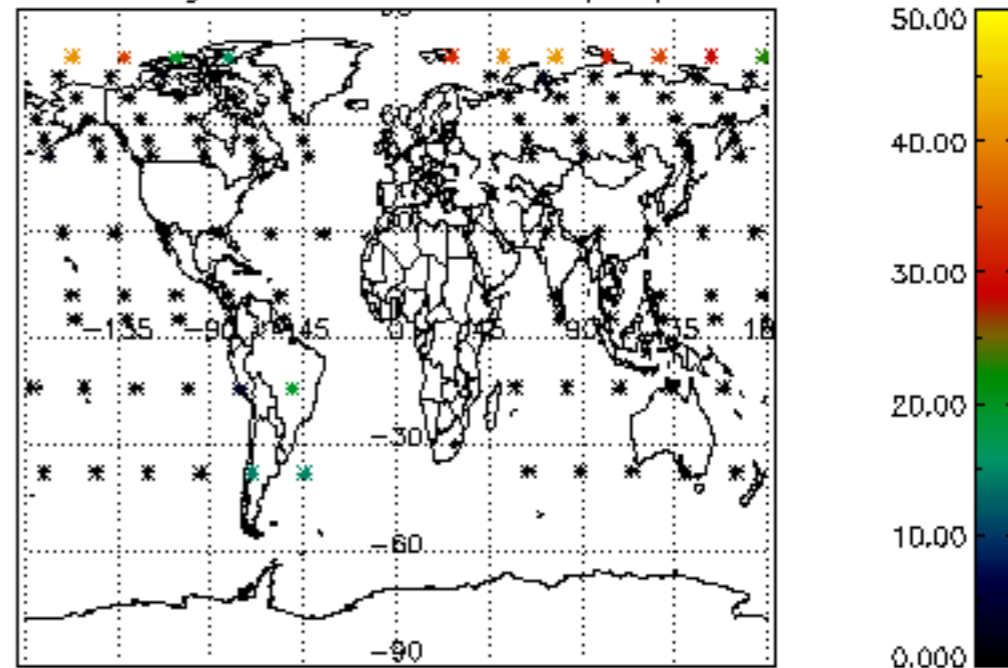
Percentage of datation errors per profile



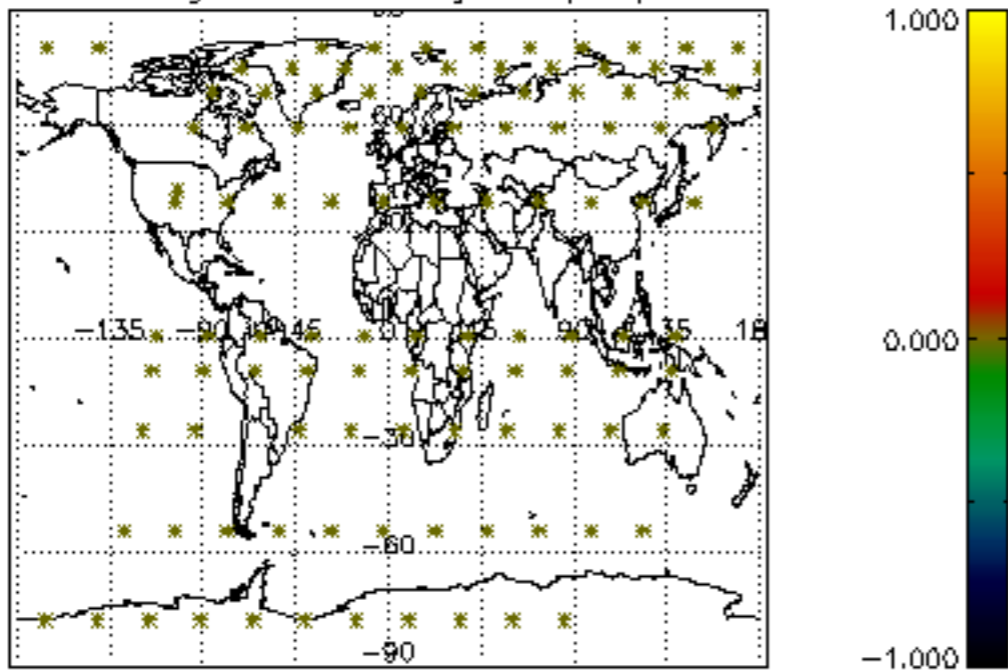
Percentage of star falling outside central band per profile



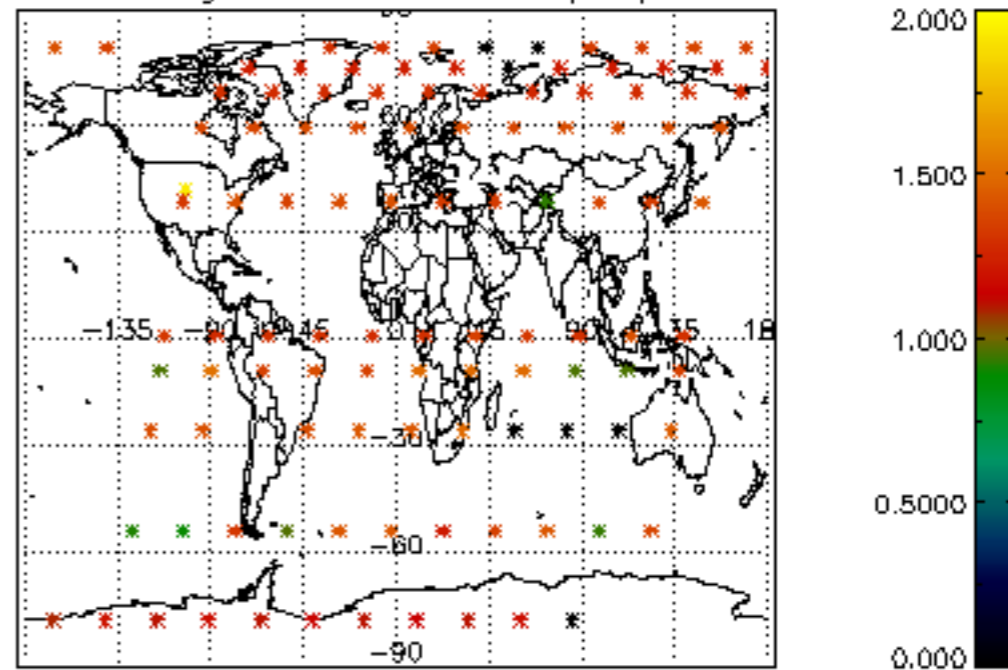
Percentage of saturation errors per profile



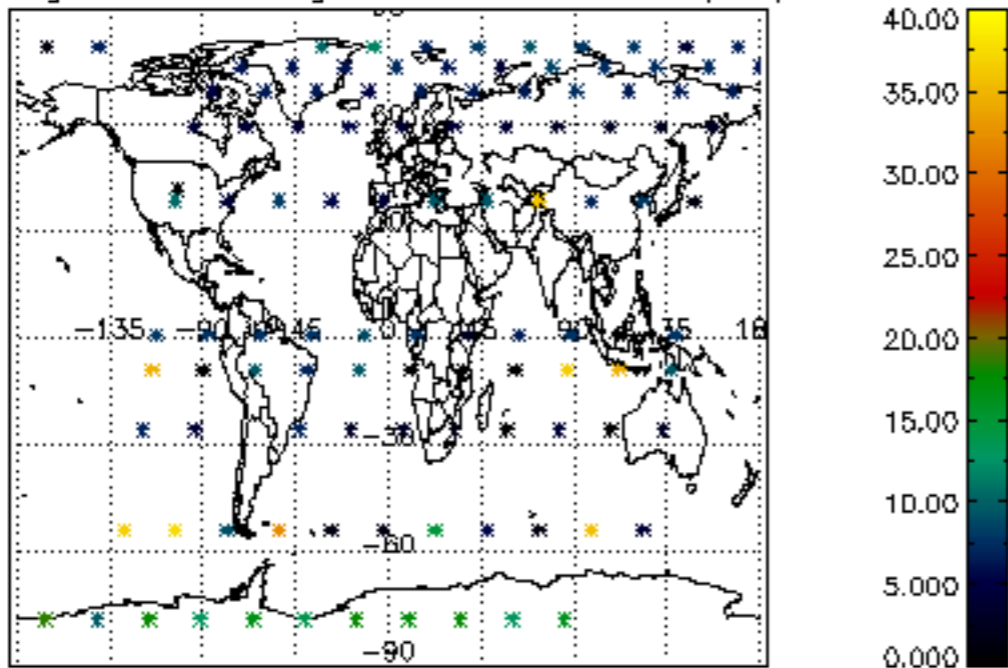
Percentage of cosmic ray hits per profile



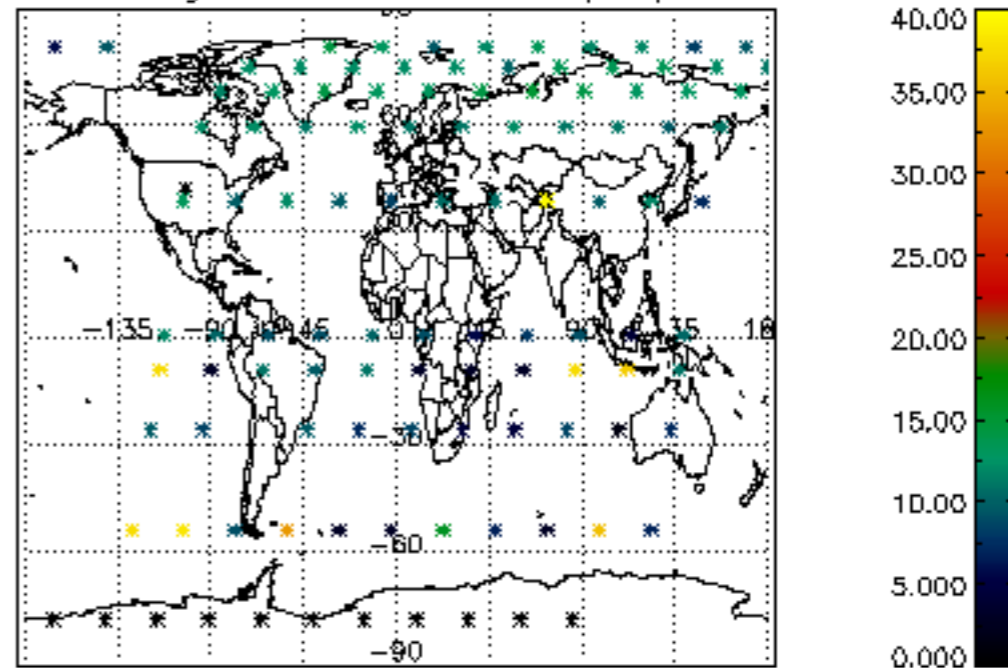
Percentage of datation errors per profile

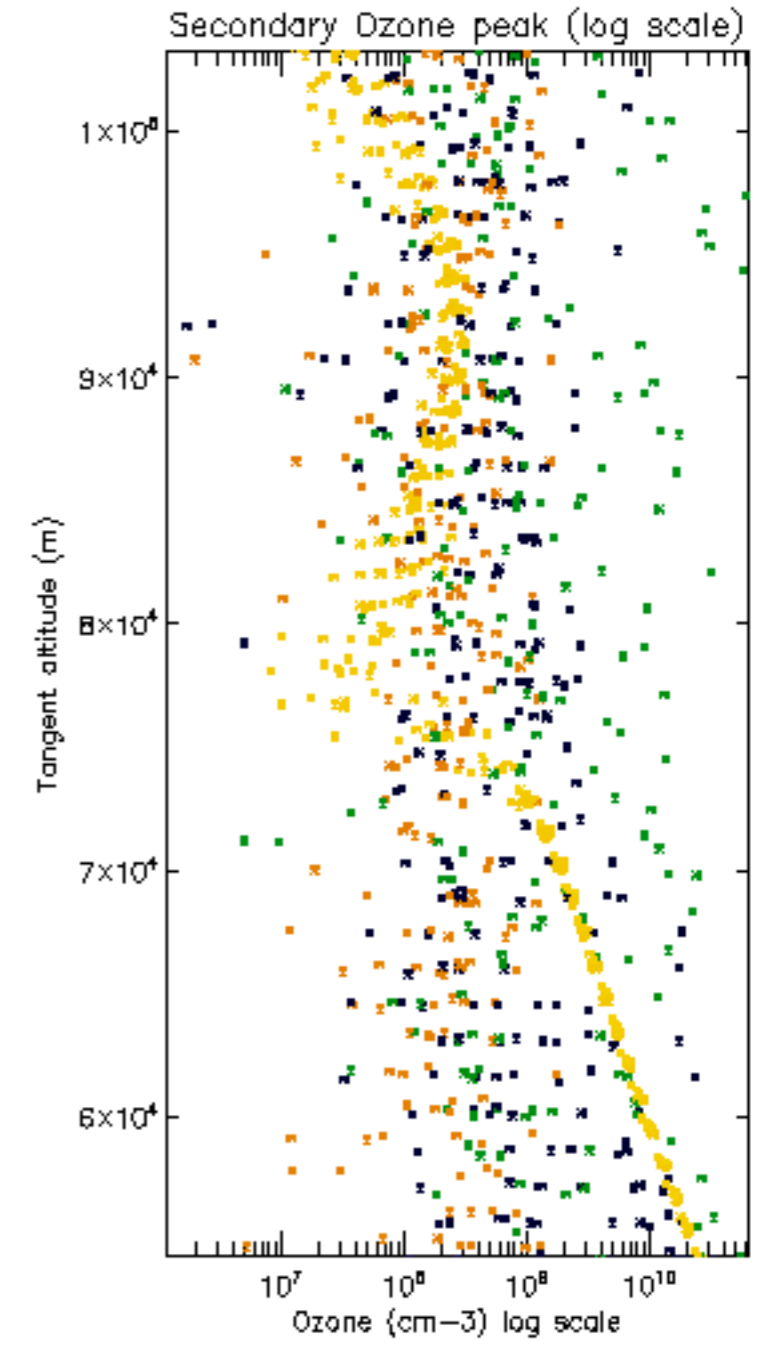
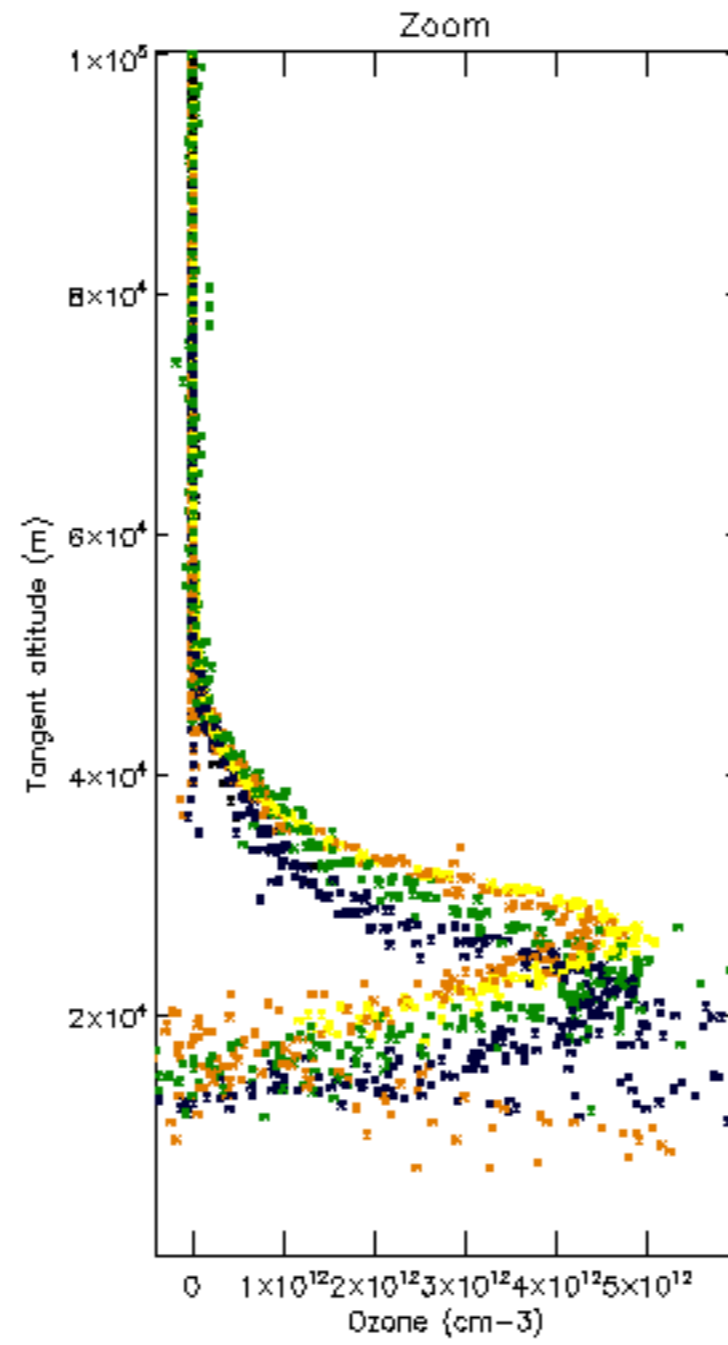
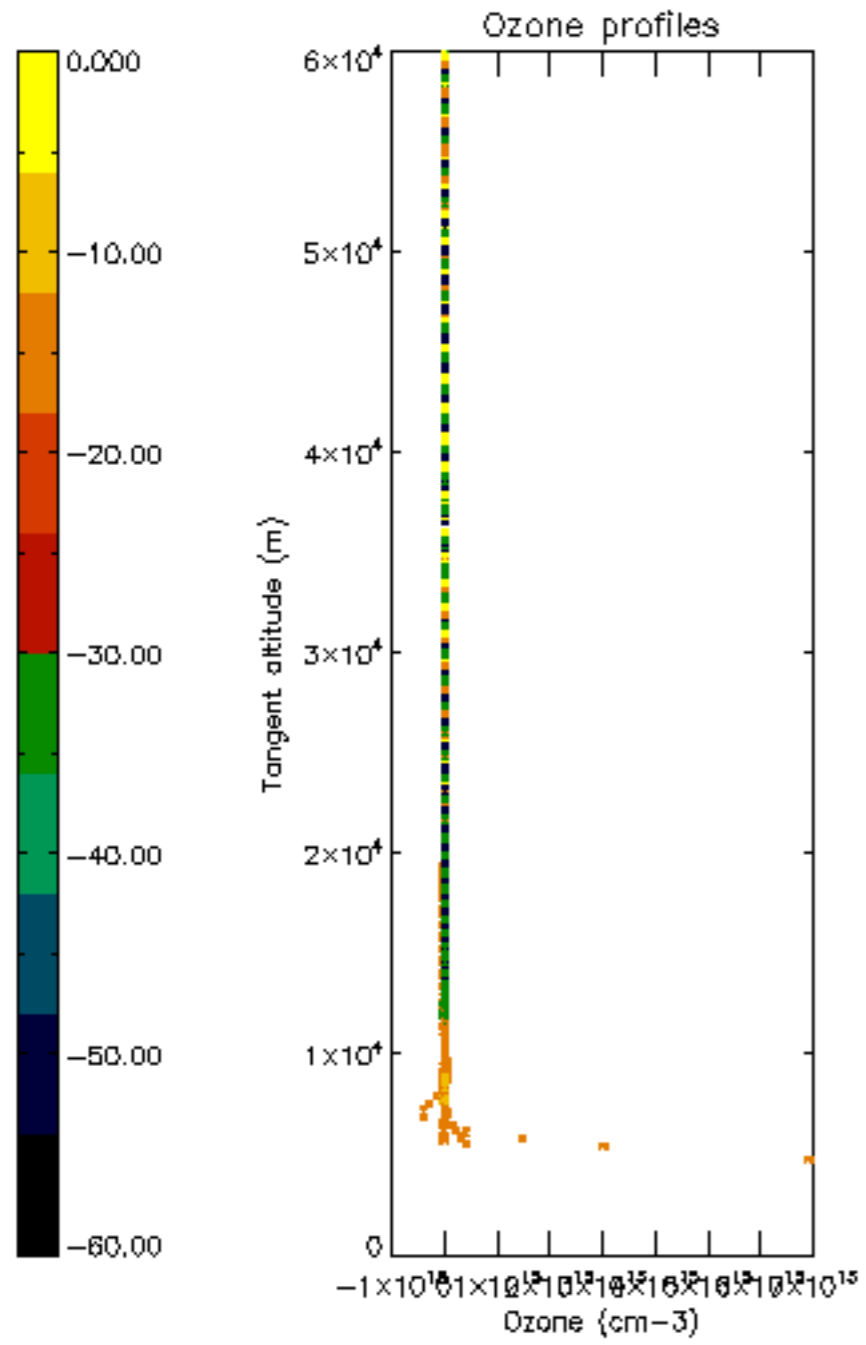


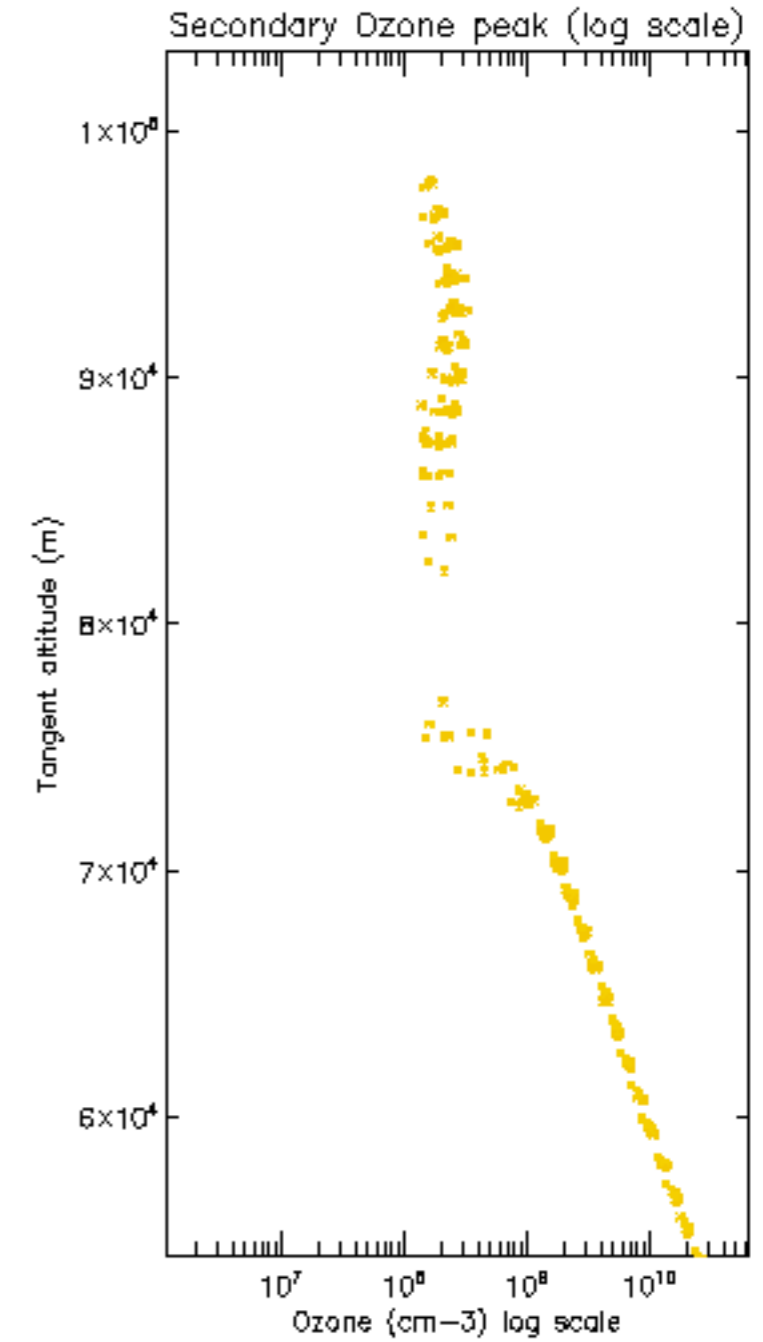
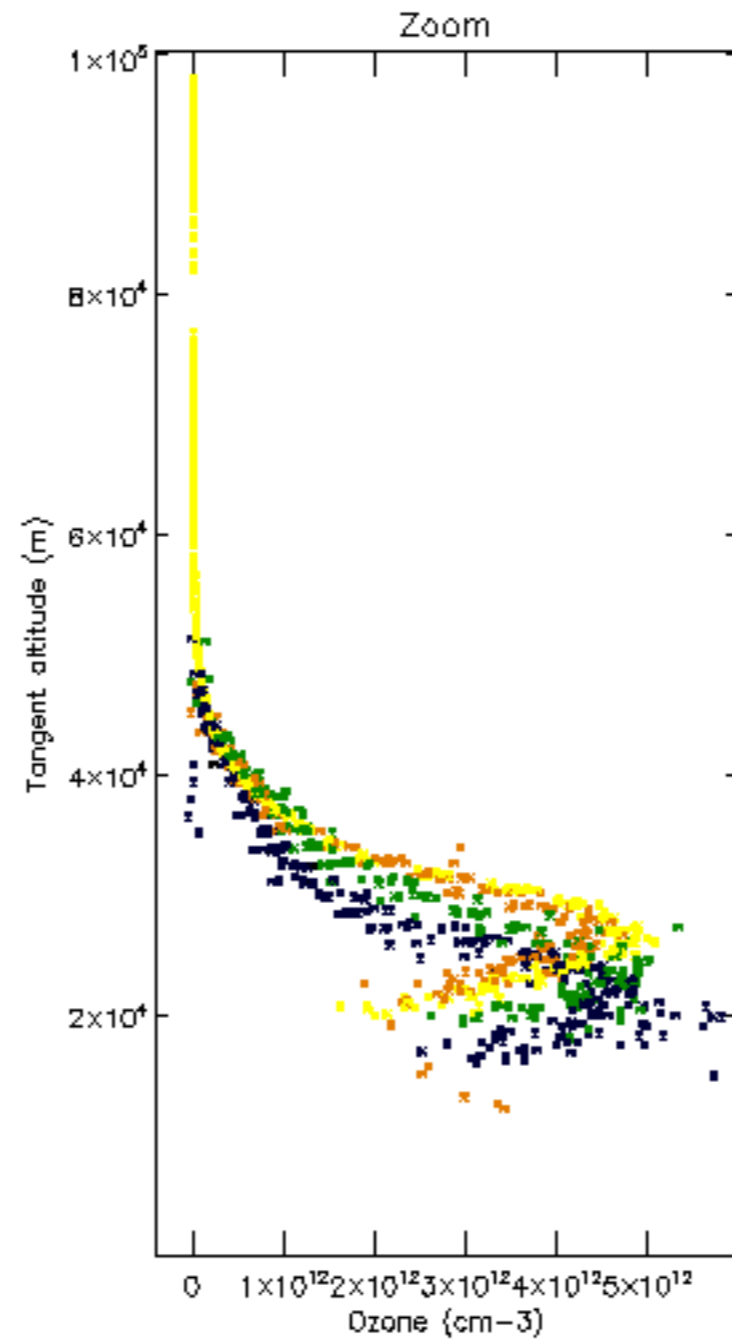
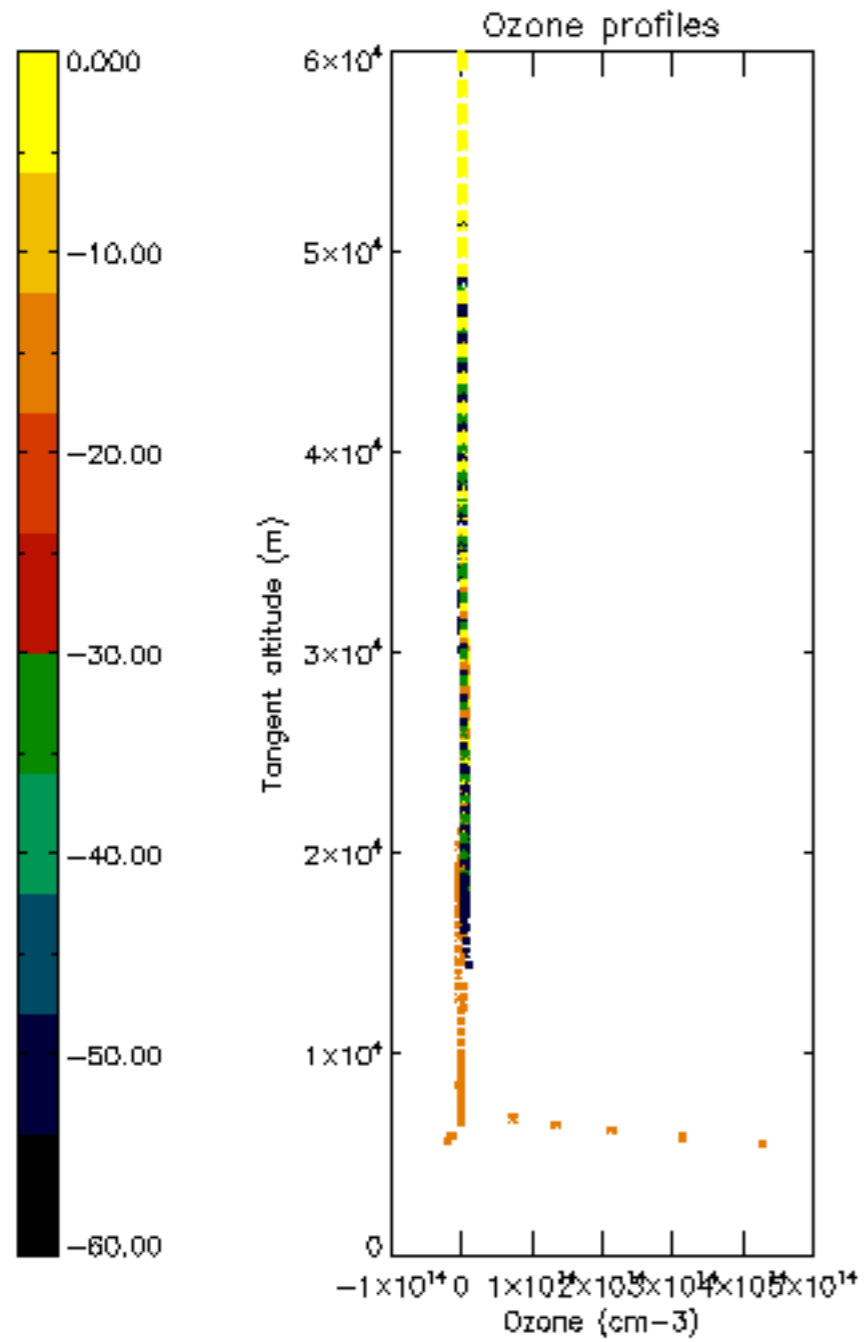
Percentage of star falling outside central band per profile

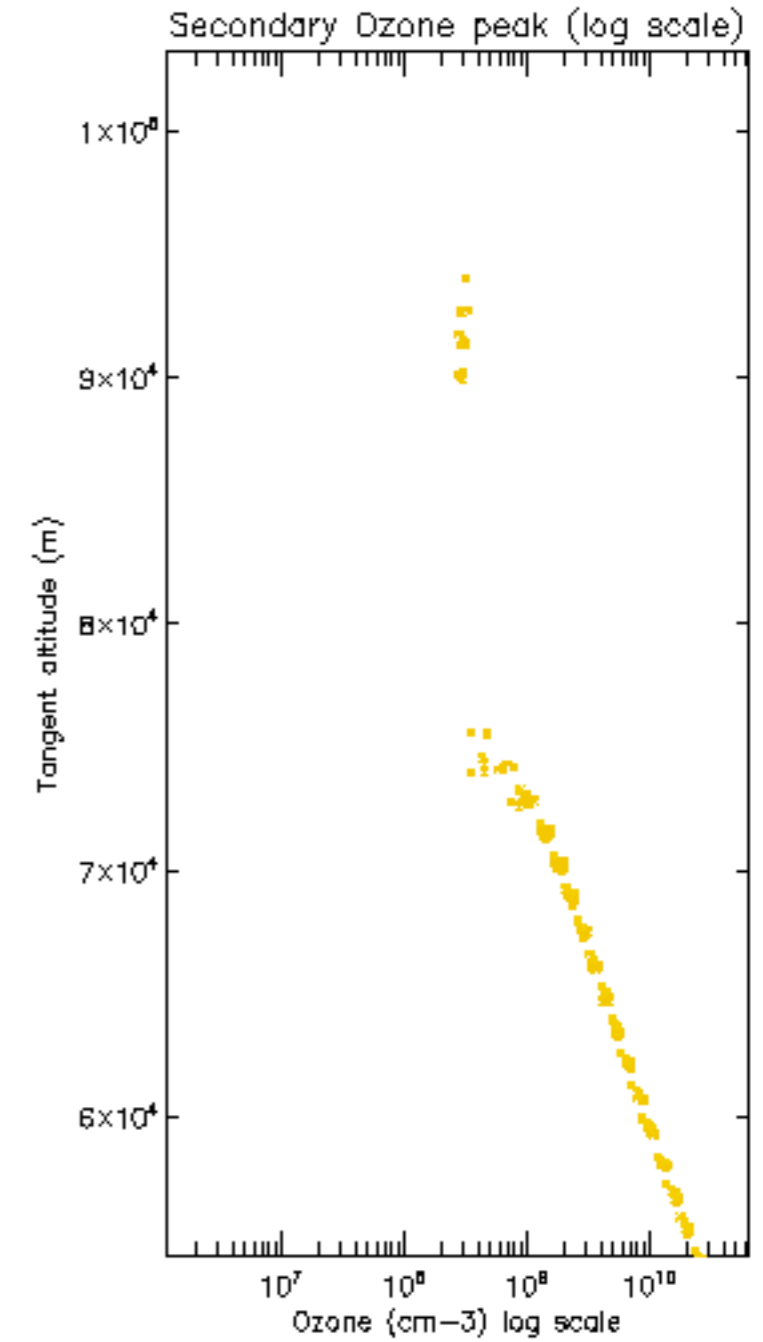
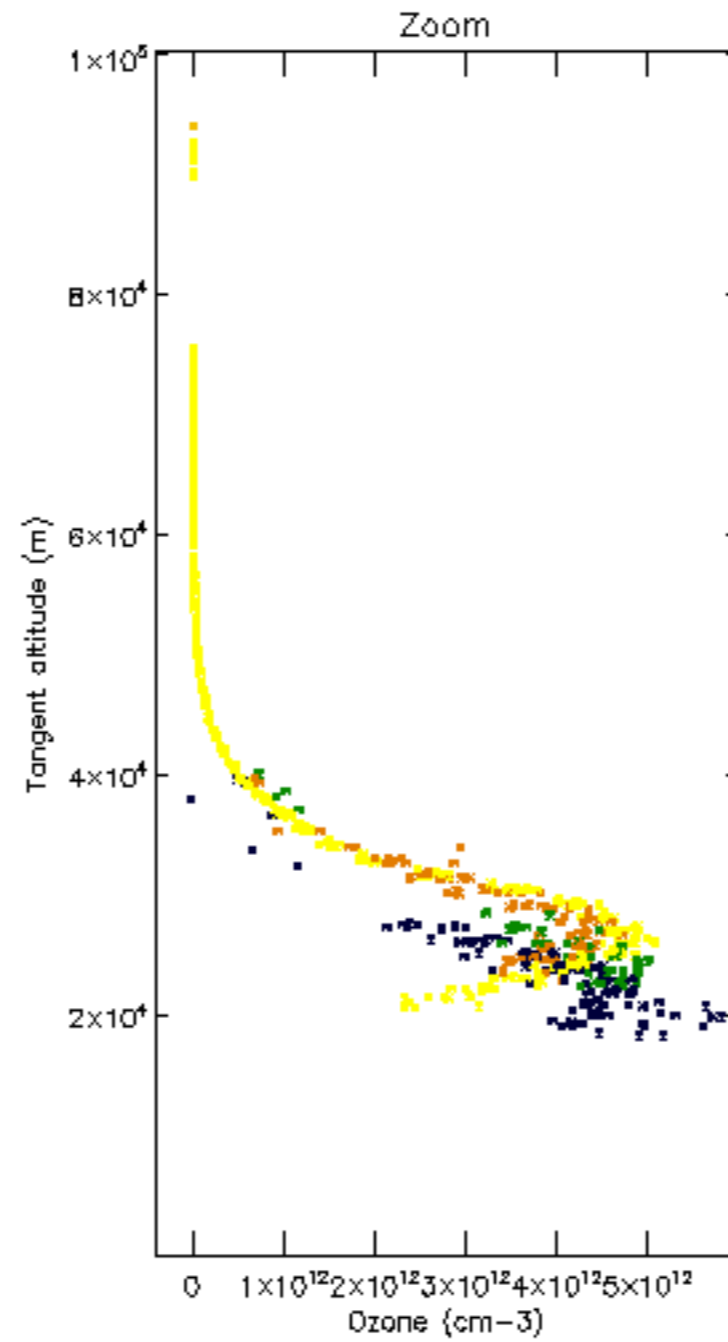
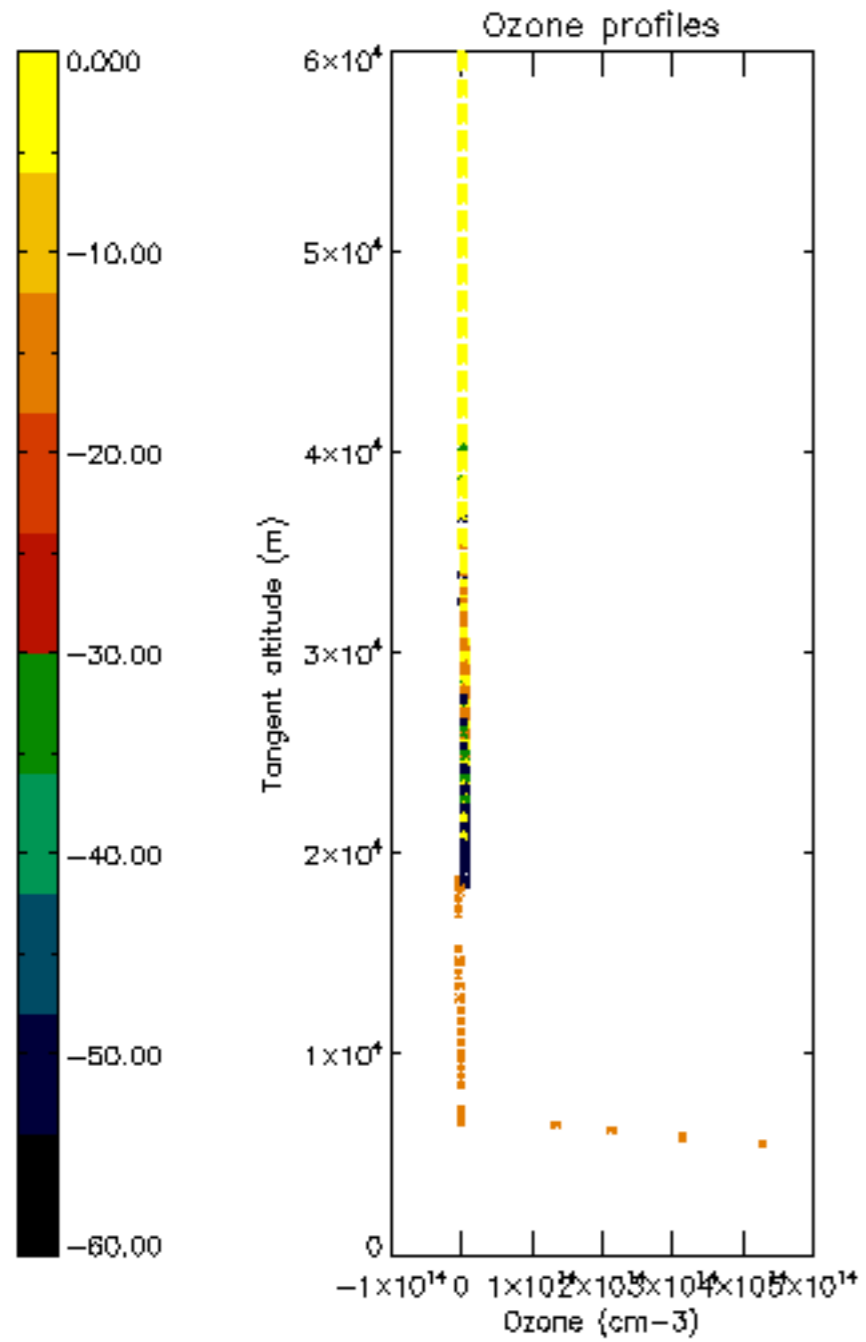


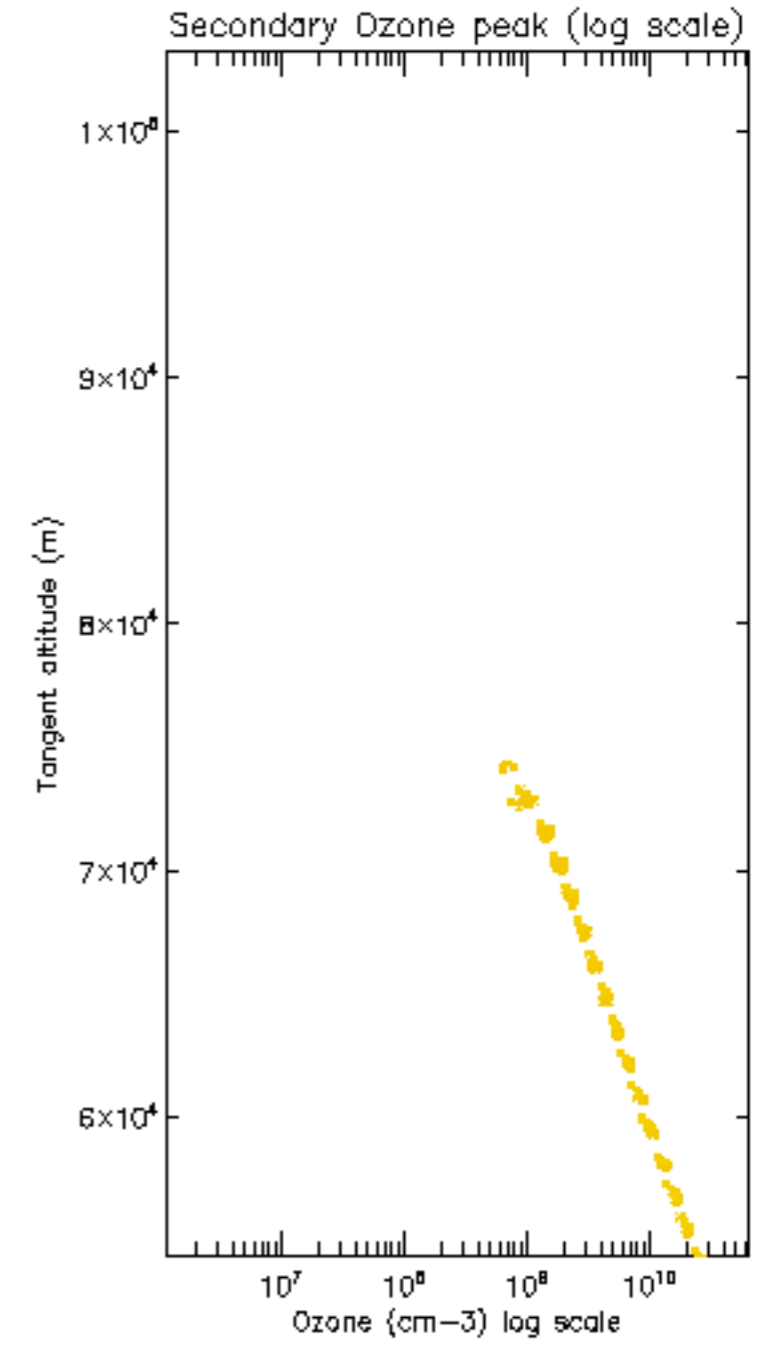
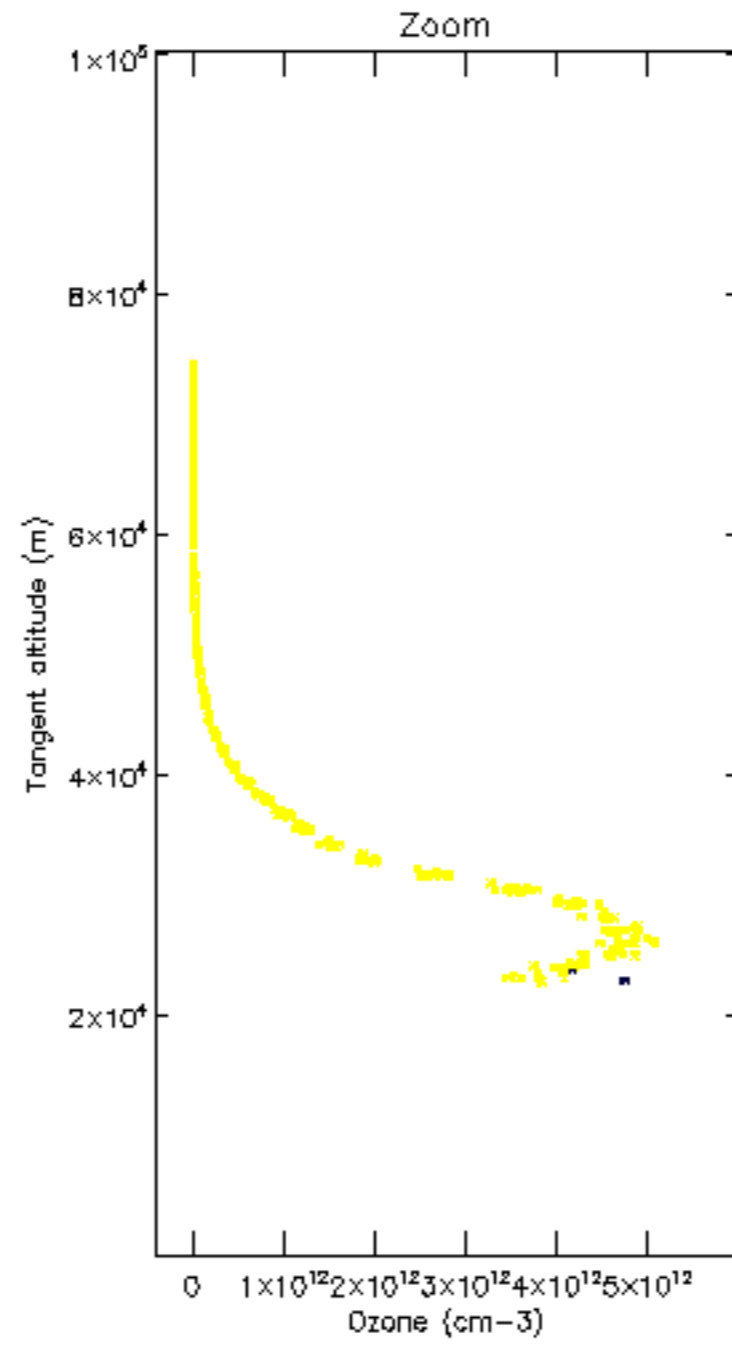
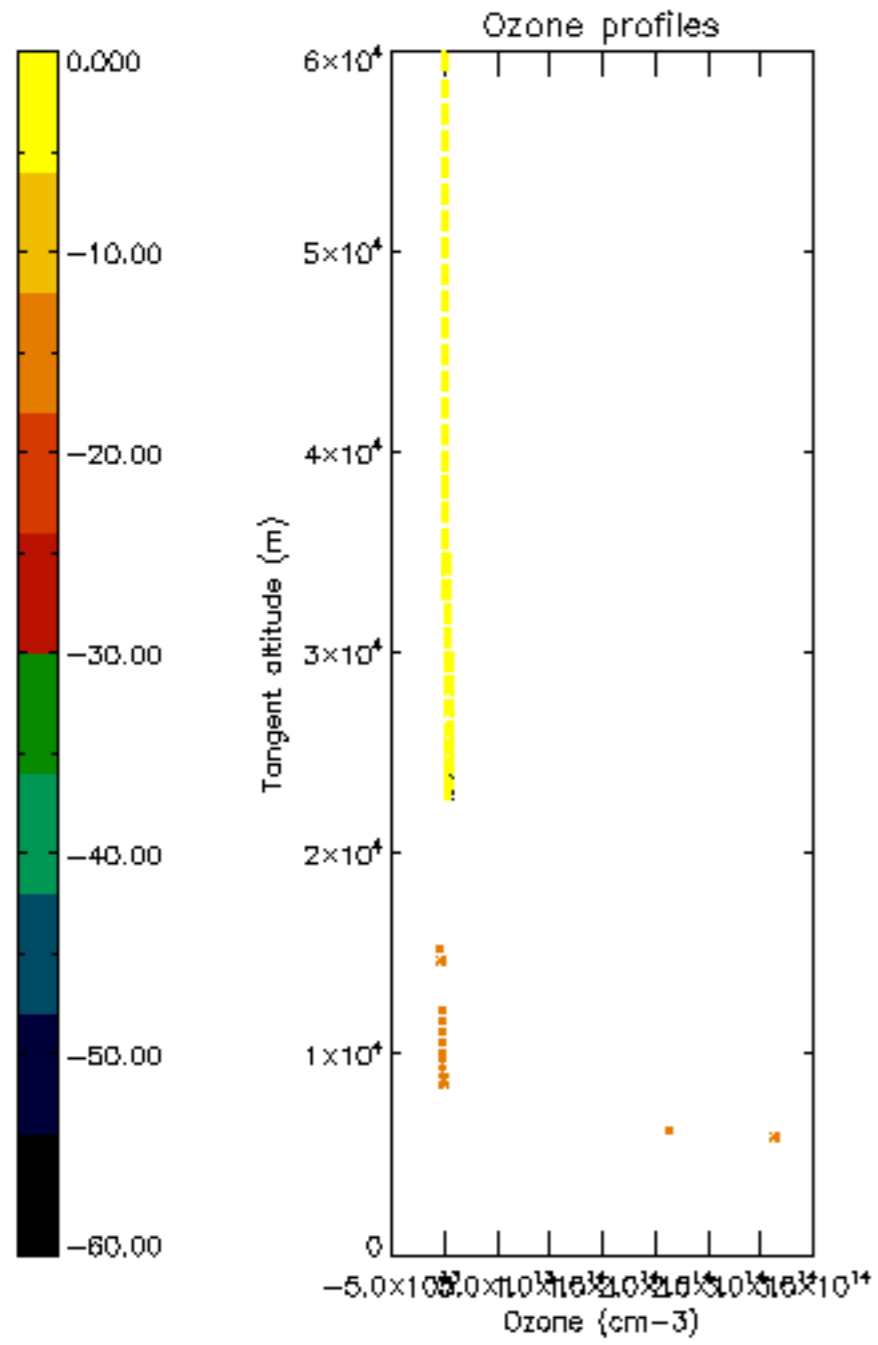
Percentage of saturation errors per profile

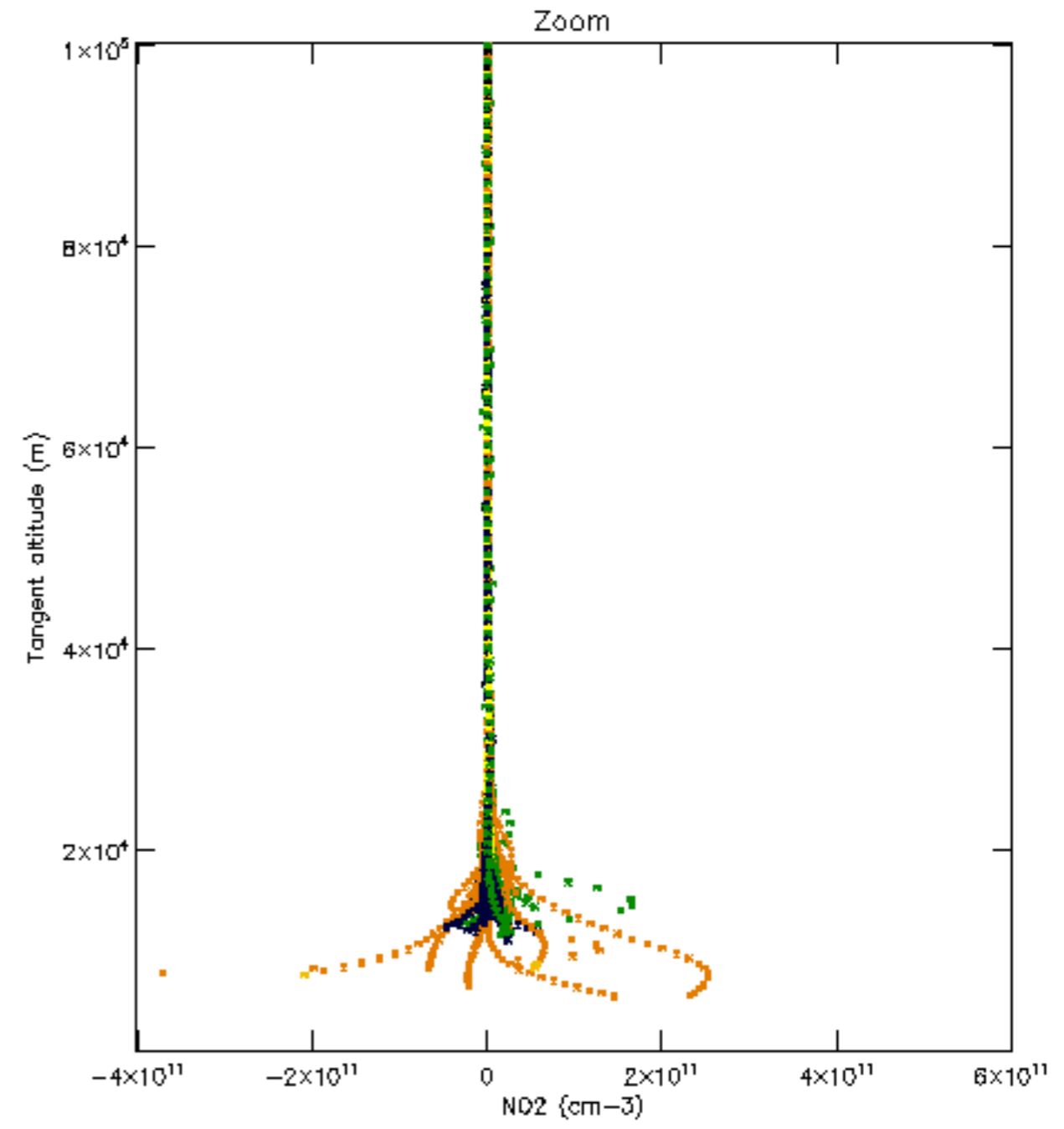
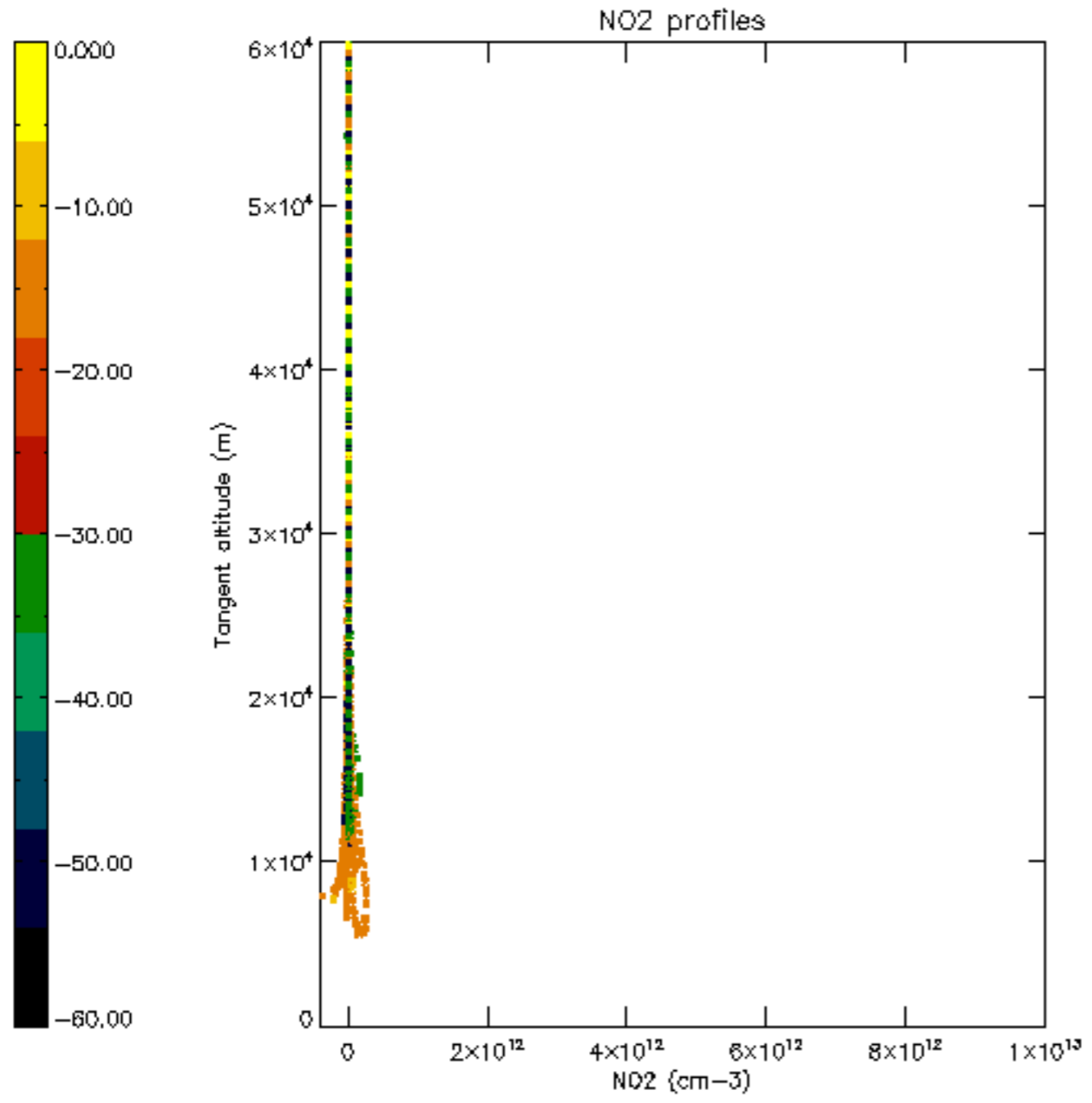


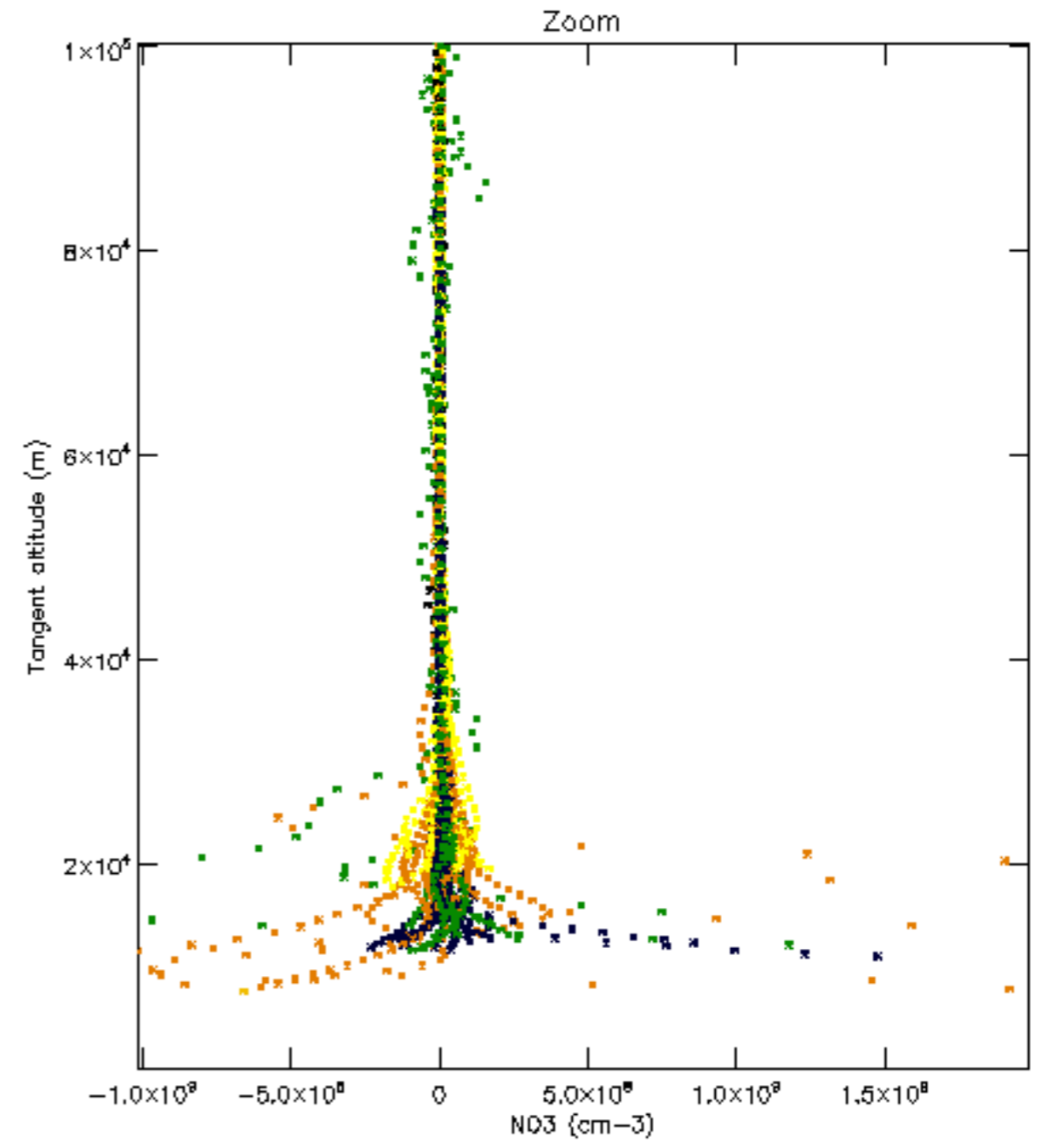
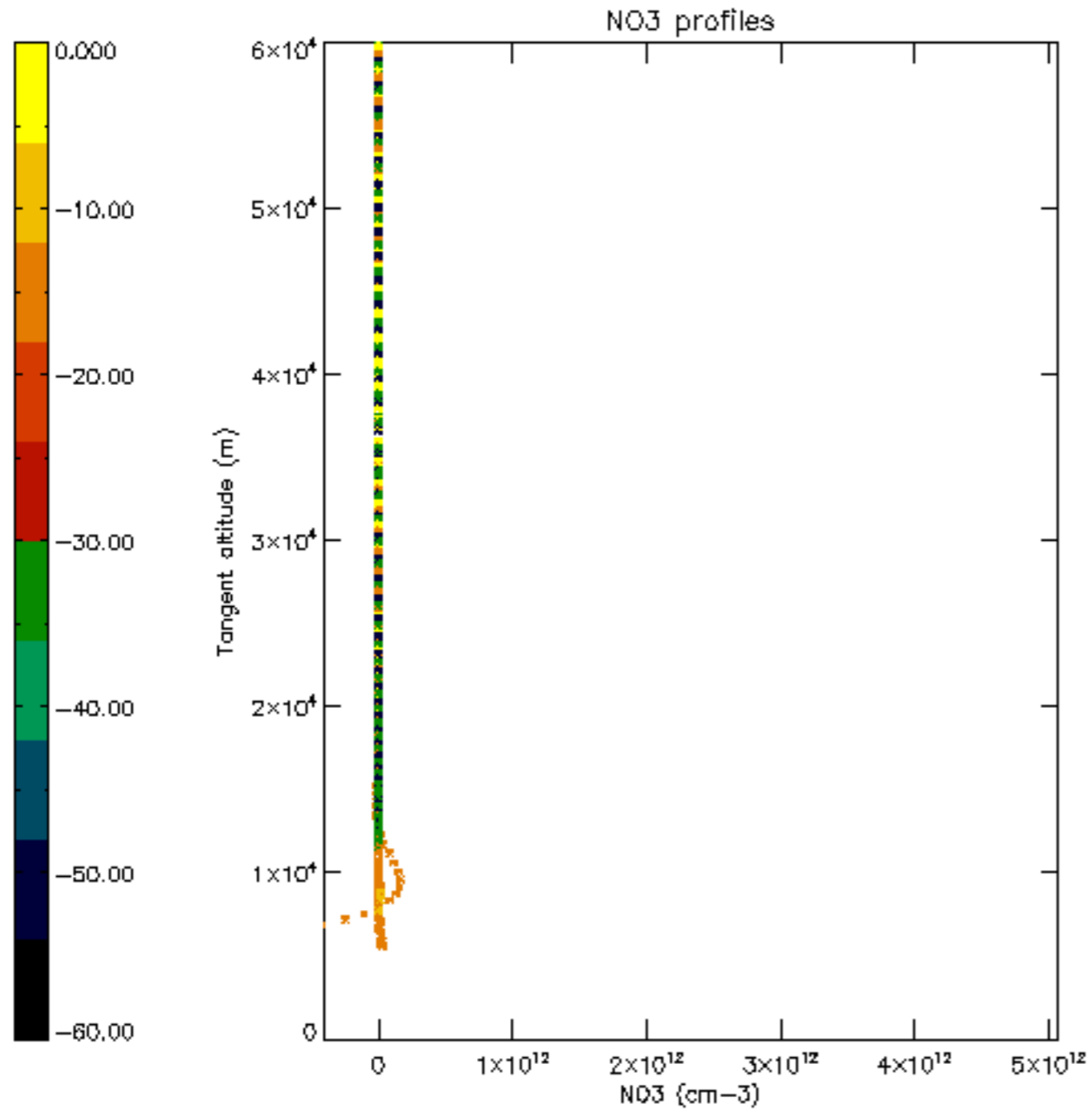


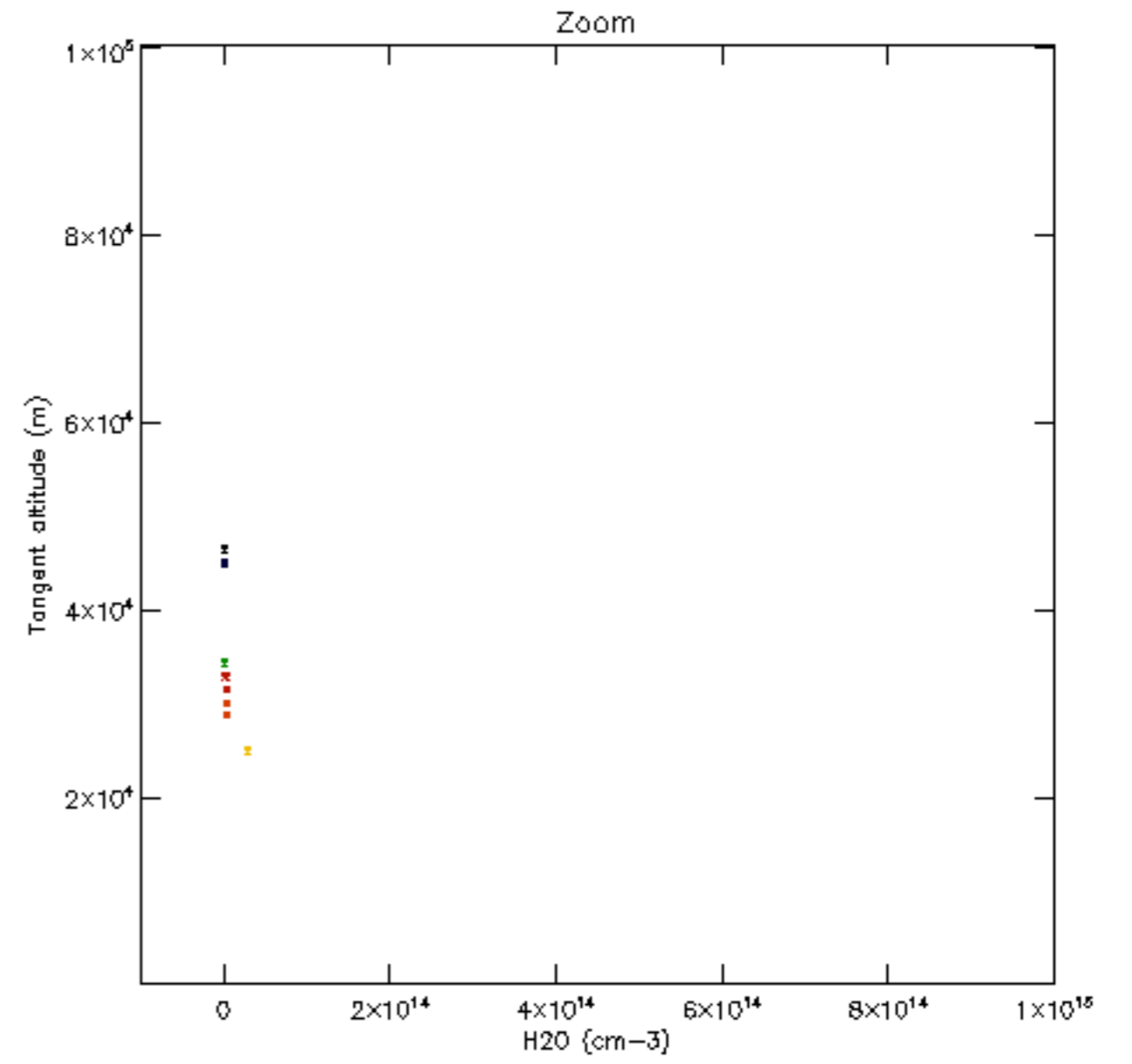
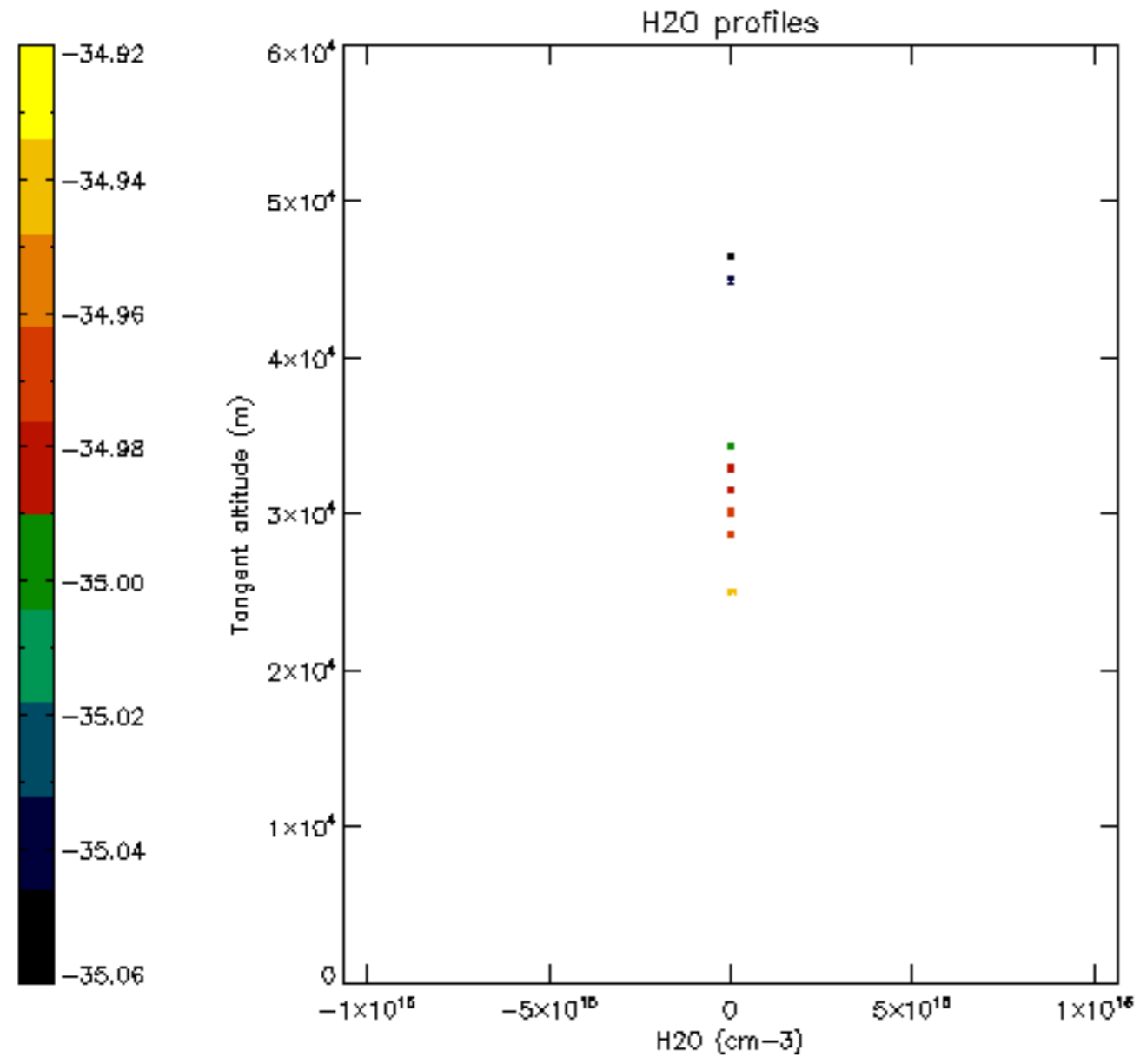


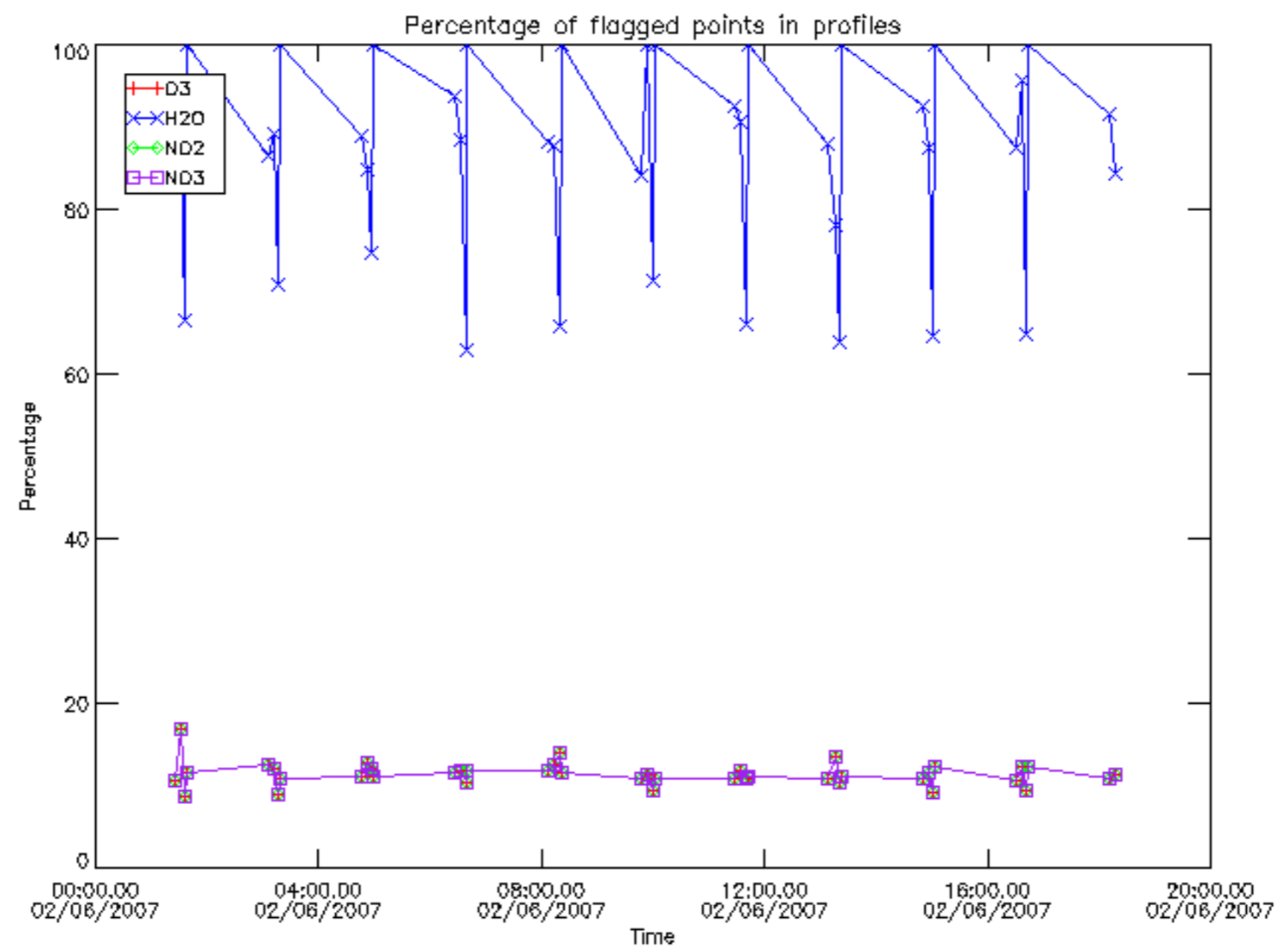




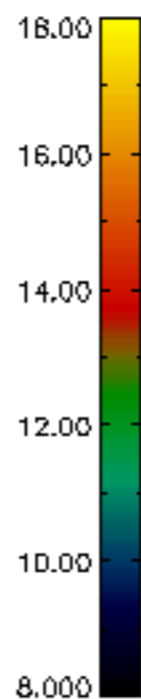
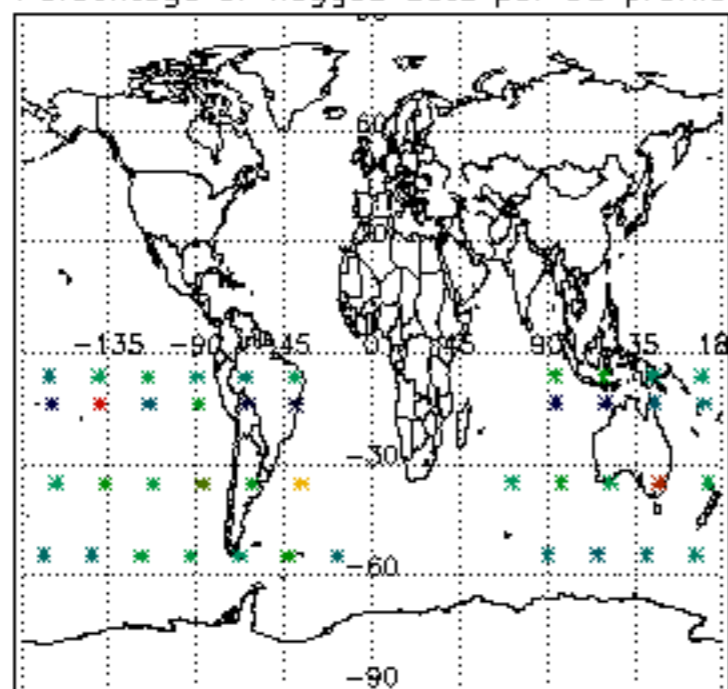




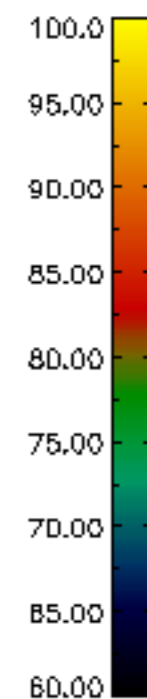
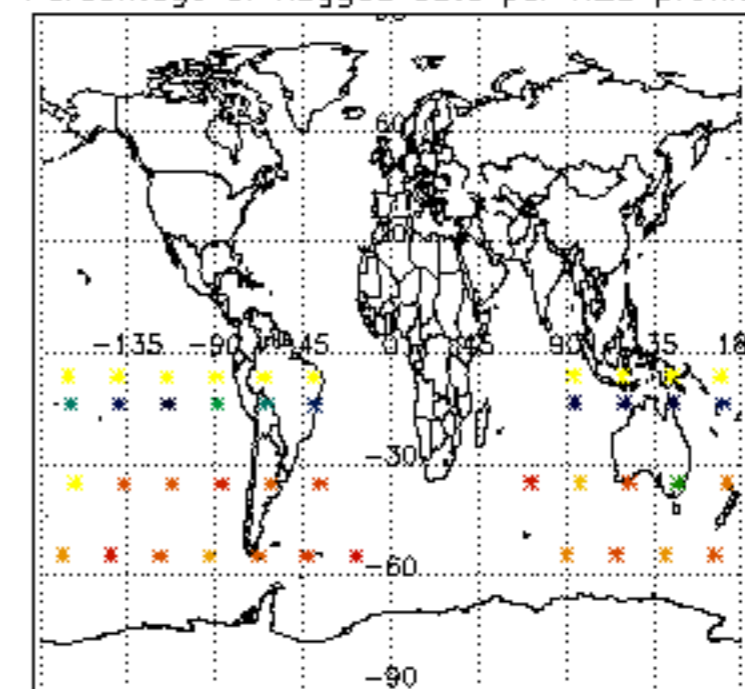




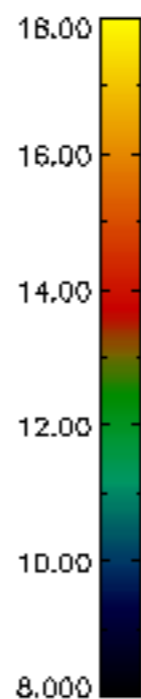
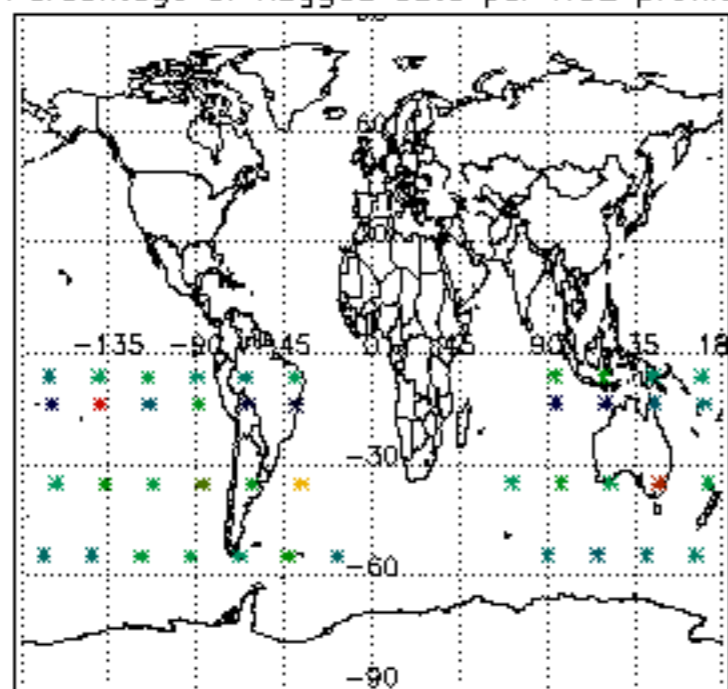
Percentage of flagged data per D3 profile



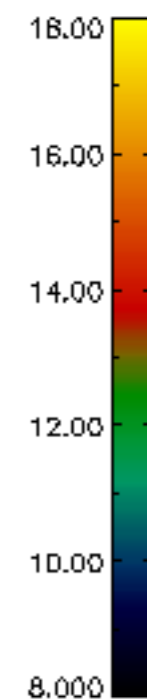
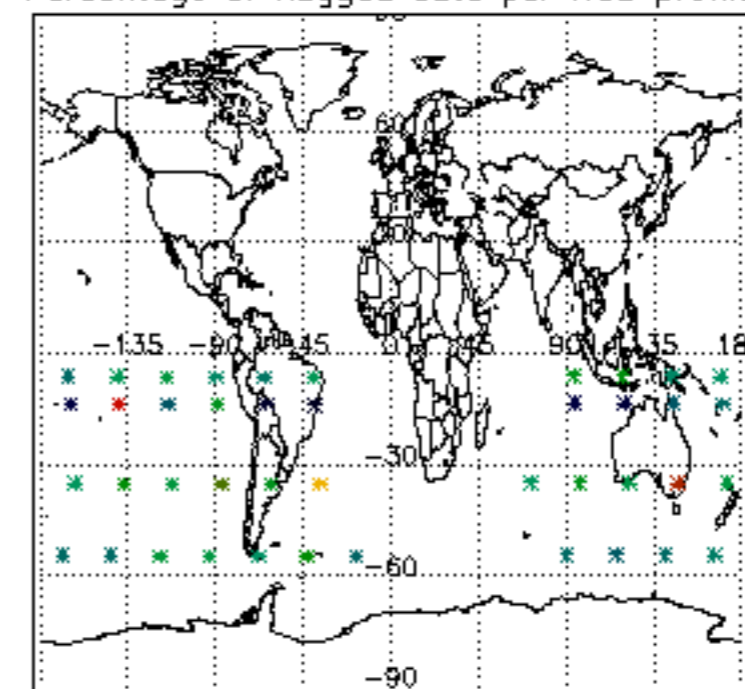
Percentage of flagged data per H2O profile

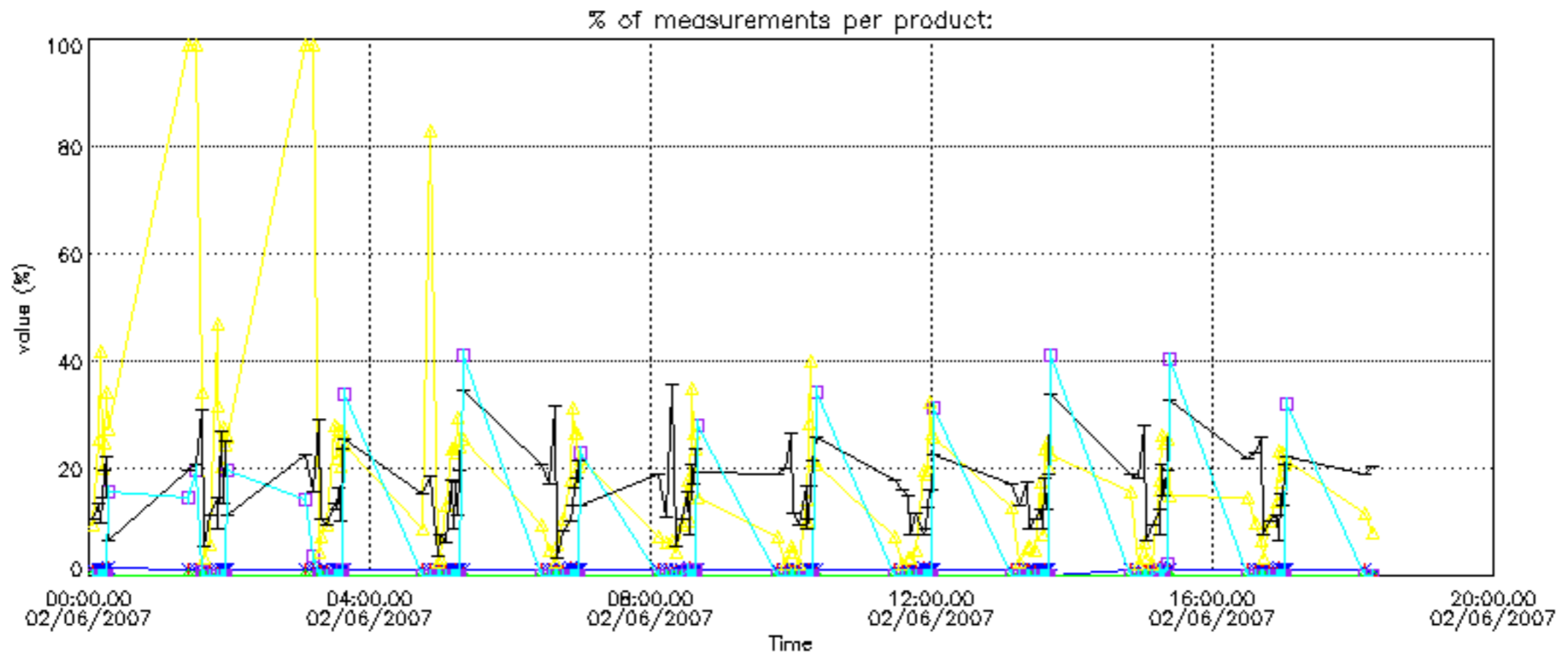


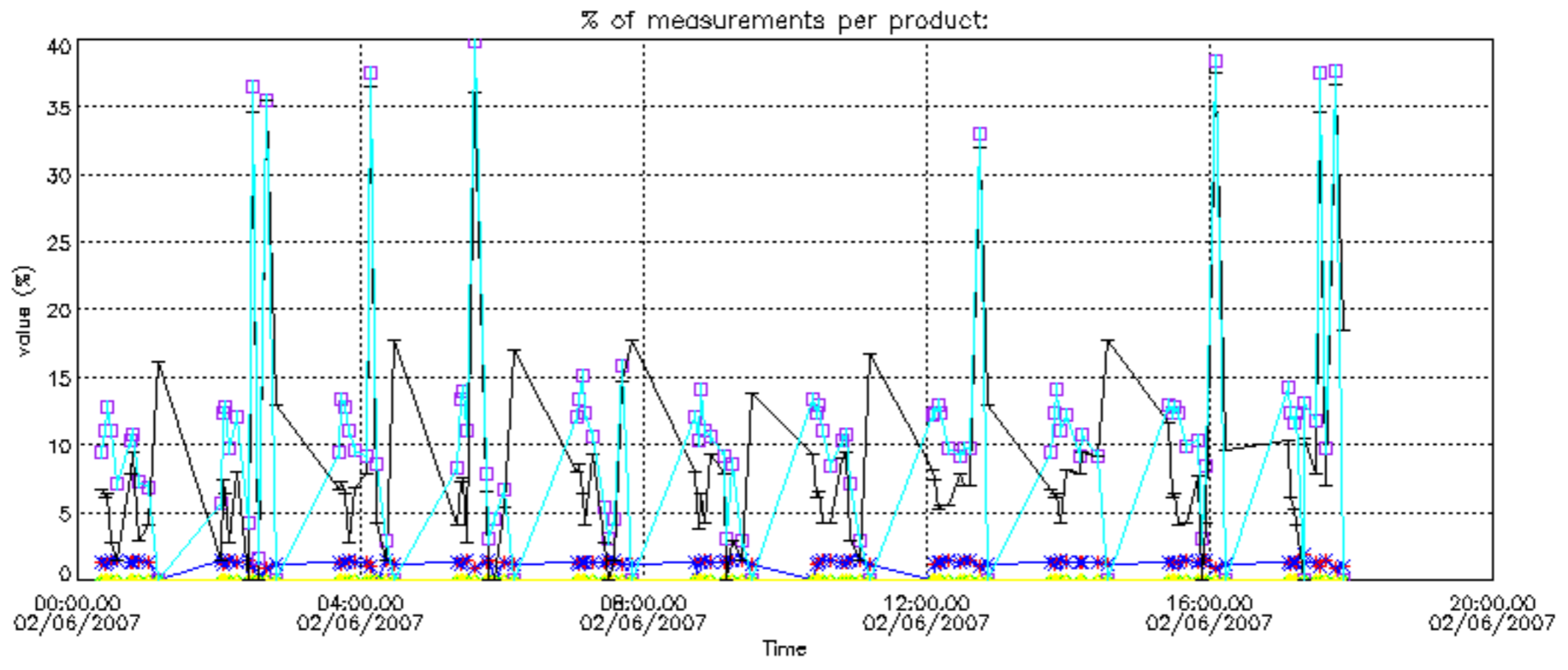
Percentage of flagged data per NO2 profile



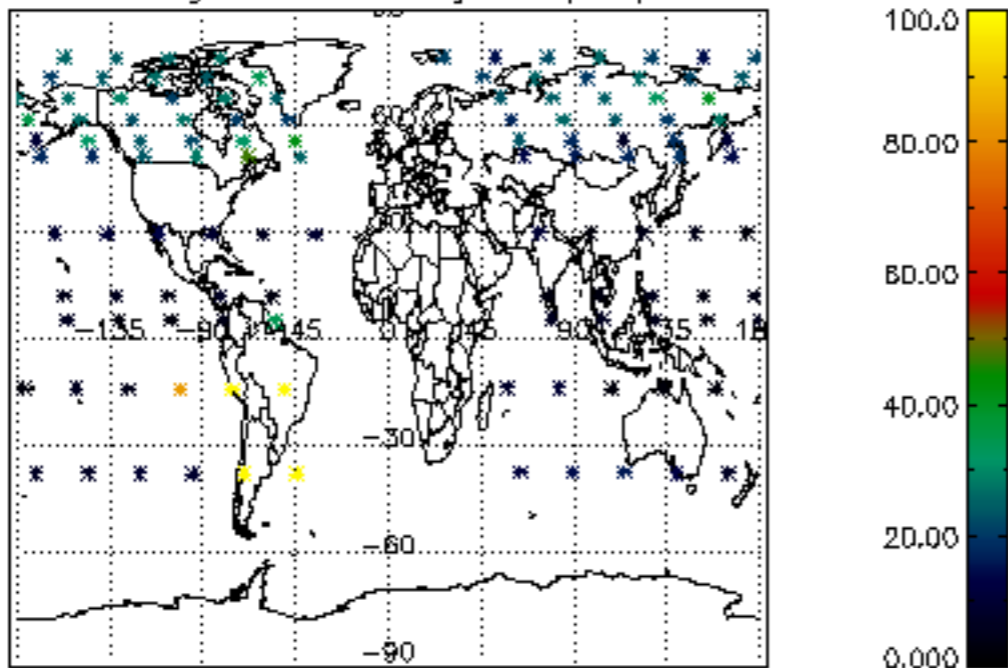
Percentage of flagged data per NO3 profile



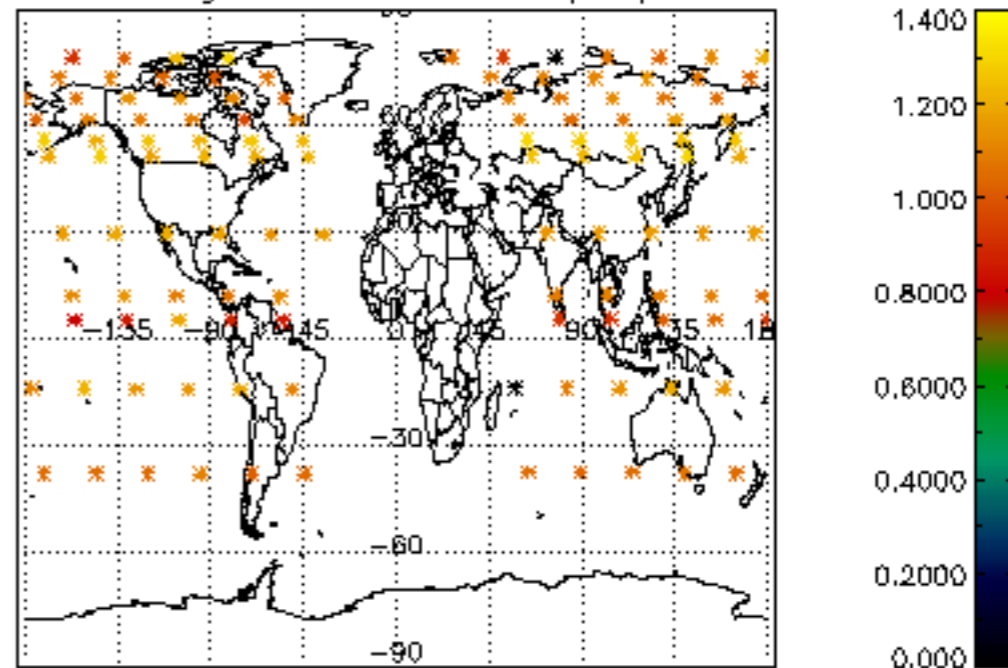




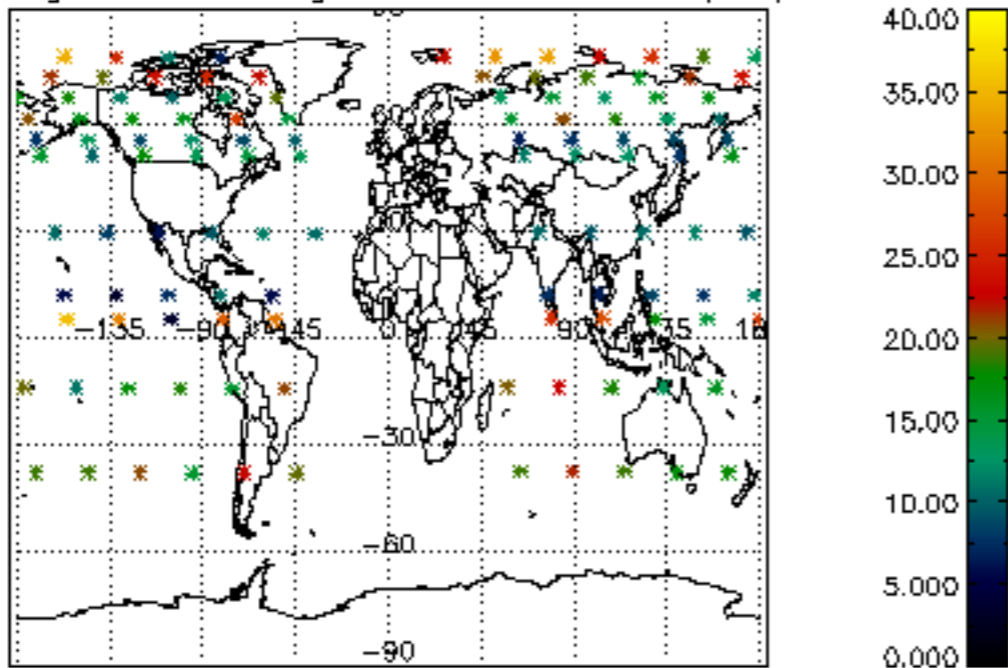
Percentage of cosmic ray hits per profile



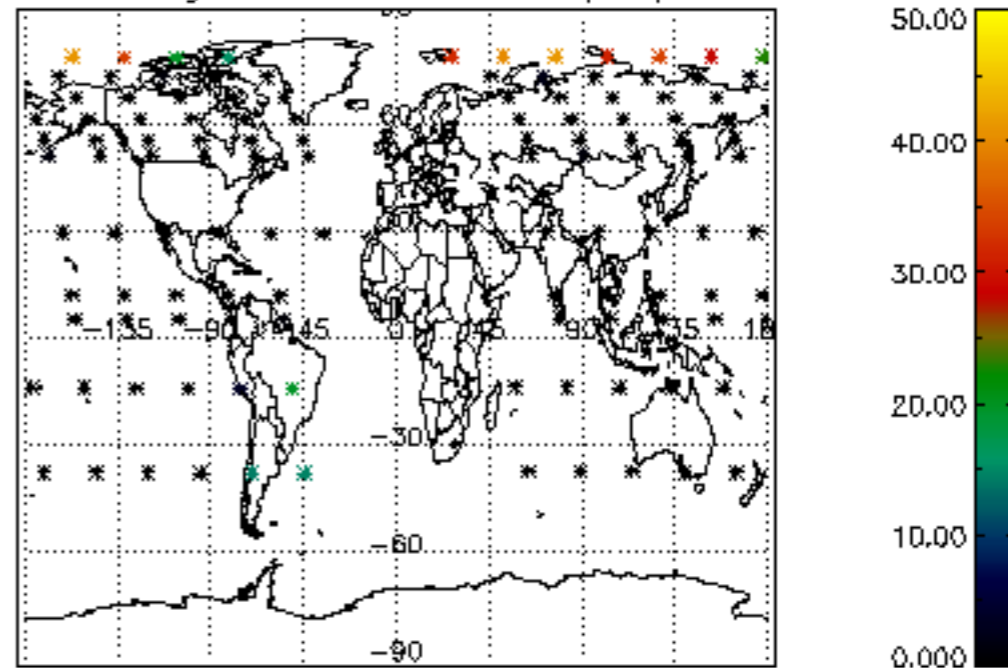
Percentage of datation errors per profile



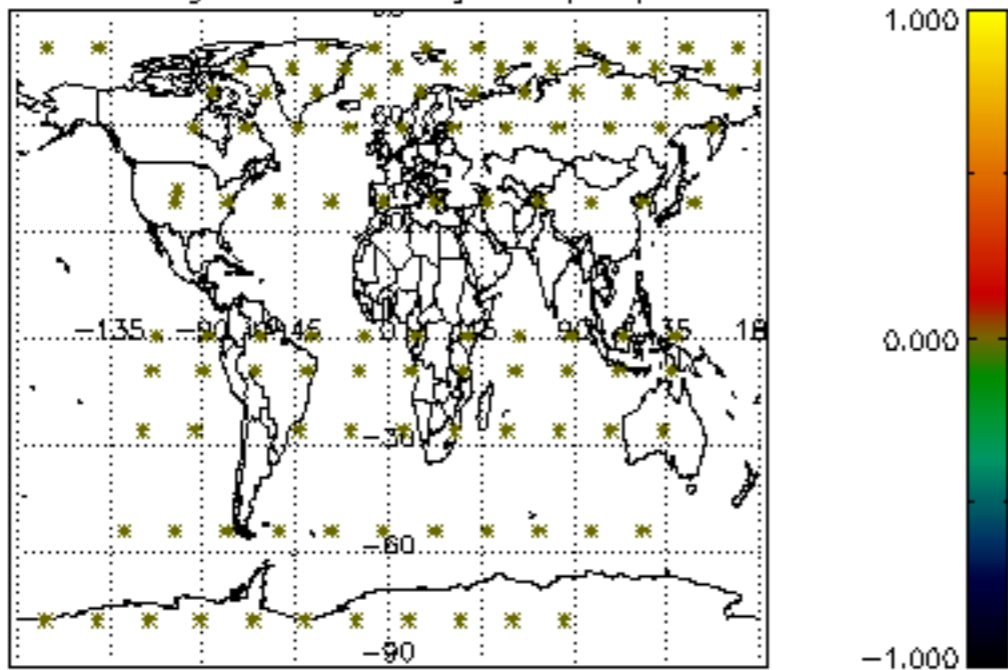
Percentage of star falling outside central band per profile



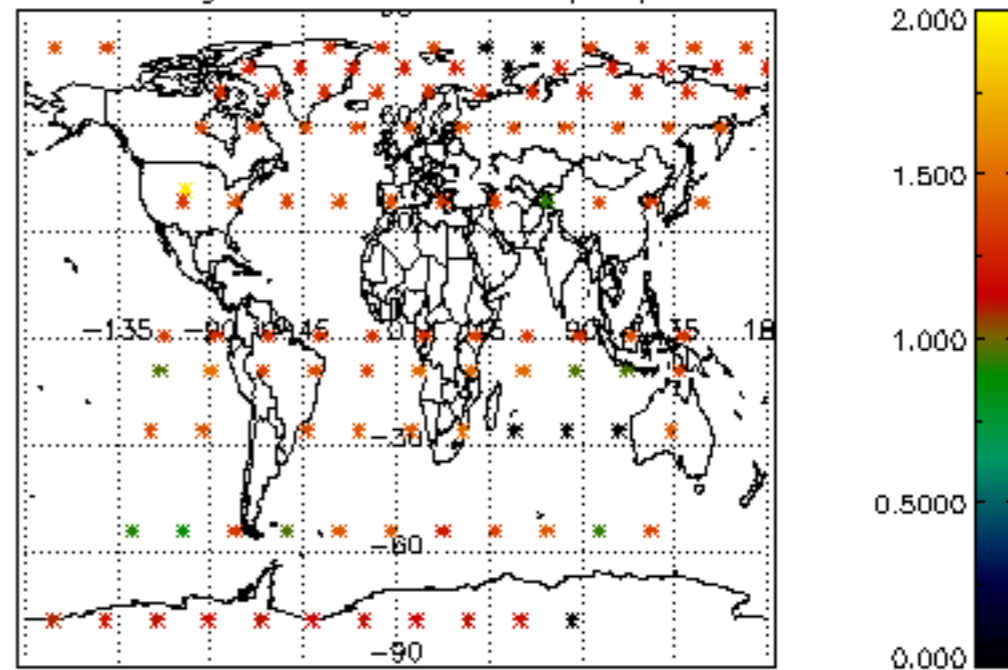
Percentage of saturation errors per profile



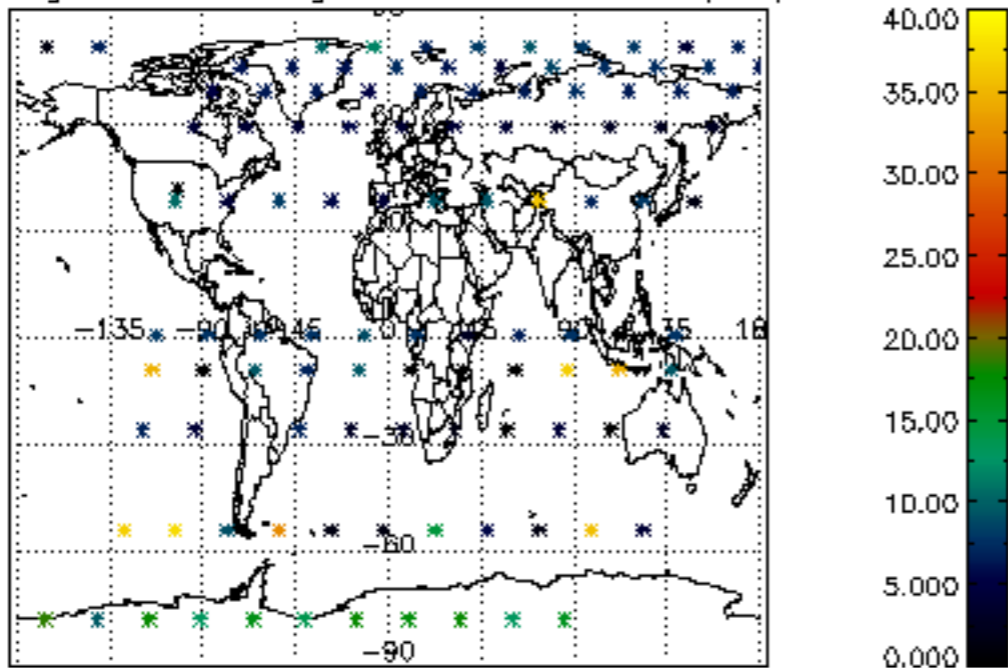
Percentage of cosmic ray hits per profile



Percentage of datation errors per profile



Percentage of star falling outside central band per profile



Percentage of saturation errors per profile

