

GOMOS Level 2 Daily Report

SUMMARY

[1. General Info](#)

[2. Summary of processed GOM_NL_2P products](#)

[3. Level 2 Quality information per product](#)

[3.1 Plot of level 2 quality information per product \(time dependant\)](#)

[3.2 Plot of level 2 quality information per product \(world map\)](#)

[4. Level 1 Quality information per product \(stored on level 2 products\)](#)

[4.1 Plot of level 1 quality information per product \(time dependant\)](#)

[4.1.1 Plot of level 1 quality information per product \(time dependant\): ASCENDING](#)

[4.1.2 Plot of level 1 quality information per product \(time dependant\): DESCENDING](#)

[4.2 Plot of level 1 quality information per product \(world map\)](#)

[4.2.1 Plot of level 1 quality information per product \(world map\): ASCENDING](#)

[4.2.2 Plot of level 1 quality information per product \(world map\): DESCENDING](#)

[5. Ozone profiles based on quality statistics and other trace gas profiles](#)

[5.1 Ozone statistics based on quality of products](#)

[5.2 Plot ozone profiles for all STD \(dark without errors\)](#)

[5.3 Plot ozone profiles where STD < 20% \(dark without errors\)](#)

[5.4. Plot ozone profiles where STD < 10% \(dark without errors\)](#)

[5.5. Plot ozone profiles where STD < 5% \(dark without errors\)](#)

[5.6 Plot NO2 profiles for all STD \(dark without errors\)](#)

[5.7 Plot NO3 profiles for all STD \(dark without errors\)](#)

[5.8 Plot H2O profiles \(only for occultations of stars 1,2,3,4,13,14,16,26,63 dark without errors\) for all STD](#)

[6. Auxiliary Data Files used for the production reported in section 2](#)

This report presents the daily analysis on parameters extracted from GOMOS level 2 data (GOM_NL__2P). It is intended to monitor some important parameters that will impact the quality of these products. A list of level 2 products (and content) that have arrived during the reporting day to the PCF is also given.

Item	Value
Time of report generation	22APR2013 19:47:16
Data source version	GOMOS/6.01
Start time of products	20-05-2007 (20MAY2007 00:00:00)
Stop time of products	21-05-2007 (21MAY2007 00:00:00)
Store outputs in DB	Yes
Nb of level 2 prods	323
Nb of prods with errors	0

2. Summary of processed GOM_NL__2P products.

Nr	Filename	UTC Start time	Limb	Duration	Star Id	Star Name	Star Mag	Star Temp	Nb Meas	Orbit	Prod. error
1	GOM_NL__2PRFIN20070520_000210_000000582058_00173_27281_1476.N1	20-MAY-2007 00:02:10	Dark	58.000	63	Bet Gru	2.1500	2800.0	116	27281	No
2	GOM_NL__2PRFIN20070520_000344_000000452058_00174_27282_1465.N1	20-MAY-2007 00:03:44	Dark	44.500	31	Alp Gru	1.7340	15200.	89	27282	No
3	GOM_NL__2PRFIN20070520_000914_000000422058_00174_27282_1466.N1	20-MAY-2007 00:09:14	Dark	42.000	45	Alp Pav	1.9400	26000.	84	27282	No
4	GOM_NL__2PRFIN20070520_001615_000000402058_00174_27282_1467.N1	20-MAY-2007 00:16:15	Straylight	39.500	141	Bet Ara	2.8400	4600.0	79	27282	No
5	GOM_NL__2PRFIN20070520_001855_000000522058_00174_27282_1468.N1	20-MAY-2007 00:18:55	Straylight	51.500	40	The Sco	1.8590	7100.0	103	27282	No
6	GOM_NL__2PRFIN20070520_002258_000000512058_00174_27282_1469.N1	20-MAY-2007 00:22:58	Tw_i_and_stray	51.000	75	26Eps Sco	2.2910	4250.0	102	27282	No
7	GOM_NL__2PRFIN20070520_002556_000000612058_00174_27282_1470.N1	20-MAY-2007 00:25:56	Tw_i_and_stray	61.000	16	21Alp Sco	1.0200	3000.0	122	27282	No
8	GOM_NL__2PRFIN20070520_003201_000000382058_00174_27282_1471.N1	20-MAY-2007 00:32:01	Bright	37.500	104	27Bet Lib	2.6140	13100.	75	27282	No
9	GOM_NL__2PRFIN20070520_004025_000000372058_00174_27282_1472.N1	20-MAY-2007 00:40:25	Bright	37.000	3	16Alp Boo	-0.050000	4250.0	74	27282	No
10	GOM_NL__2PRFIN20070520_004246_000000362058_00174_27282_1473.N1	20-MAY-2007 00:42:46	Bright	35.500	83		2.3780	11000.	71	27282	No
11	GOM_NL__2PRFIN20070520_004555_000000342058_00174_27282_1474.N1	20-MAY-2007 00:45:55	Bright	33.500	180	27Gam Boo	3.0400	8000.0	67	27282	No
12	GOM_NL__2PRFIN20070520_004857_000000362058_00174_27282_1475.N1	20-MAY-2007 00:48:57	Bright	35.500	39	85Eta UMa	1.8540	24000.	71	27282	No
13	GOM_NL__2PRFIN20070520_005420_000000412058_00174_27282_1476.N1	20-MAY-2007 00:54:20	Bright	40.500	119	14Eta Dra	2.7270	4700.0	81	27282	No
14	GOM_NL__2PRFIN20070520_005608_000000382058_00174_27282_1477.N1	20-MAY-2007 00:56:08	Bright	37.500	60	7Bet UMi	2.0810	3950.0	75	27282	No
15	GOM_NL__2PRFIN20070520_010037_000000342058_00174_27282_1478.N1	20-MAY-2007 01:00:37	Bright	33.500	49	1Alp UMi	1.9900	6300.0	67	27282	No
16	GOM_NL__2PRFIN20070520_010849_000000352058_00174_27282_1479.N1	20-MAY-2007 01:08:49	Bright	34.500	76	27Gam Cas	2.3000	30000.	69	27282	No
17	GOM_NL__2PRFIN20070520_011002_000000362058_00174_27282_1480.N1	20-MAY-2007 01:10:02	Bright	36.000	68	18Alp Cas	2.2250	4500.0	72	27282	No
18	GOM_NL__2PRFIN20070520_011834_000000462058_00174_27282_1481.N1	20-MAY-2007 01:18:34	Tw_i_and_stray	46.000	58	21Alp And	2.0730	11000.	92	27282	No
19	GOM_NL__2PRFIN20070520_012251_000000432058_00174_27282_1482.N1	20-MAY-2007 01:22:51	Dark	43.000	140	88Gam Peg	2.8340	26000.	86	27282	No
20	GOM_NL__2PRFIN20070520_013136_000000452058_00174_27282_1483.N1	20-MAY-2007 01:31:36	Dark	45.000	52	16Bet Cet	2.0370	4500.0	90	27282	No
21	GOM_NL__2PRFIN20070520_013835_000000512058_00174_27282_1484.N1	20-MAY-2007 01:38:35	Dark	50.500	18	24Alp PsA	1.1660	9700.0	101	27282	No
22	GOM_NL__2PRFIN20070520_014246_000000442058_00174_27282_1485.N1	20-MAY-2007 01:42:46	Dark	43.500	63	Bet Gru	2.1500	2800.0	87	27282	No
23	GOM_NL__2PRFIN20070520_014421_000000452058_00175_27283_1580.N1	20-MAY-2007 01:44:21	Dark	44.500	31	Alp Gru	1.7340	15200.	89	27283	No
24	GOM_NL__2PRFIN20070520_014951_000000412058_00175_27283_1581.N1	20-MAY-2007 01:49:51	Dark	40.500	45	Alp Pav	1.9400	26000.	81	27283	No
25	GOM_NL__2PRFIN20070520_015651_000000442058_00175_27283_1582.N1	20-MAY-2007 01:56:51	Straylight	44.000	141	Bet Ara	2.8400	4600.0	88	27283	No
26	GOM_NL__2PRFIN20070520_015931_000000492058_00175_27283_1583.N1	20-MAY-2007 01:59:31	Straylight	48.500	40	The Sco	1.8590	7100.0	97	27283	No
27	GOM_NL__2PRFIN20070520_020334_000000472058_00175_27283_1584.N1	20-MAY-2007 02:03:34	Tw_i_and_stray	47.000	75	26Eps Sco	2.2910	4250.0	94	27283	No
28	GOM_NL__2PRFIN20070520_020633_000000622058_00175_27283_1585.N1	20-MAY-2007 02:06:33	Tw_i_and_stray	62.000	16	21Alp Sco	1.0200	3000.0	124	27283	No
29	GOM_NL__2PRFIN20070520_021237_000000382058_00175_27283_1586.N1	20-MAY-2007 02:12:37	Bright	37.500	104	27Bet Lib	2.6140	13100.	75	27283	No
30	GOM_NL__2PRFIN20070520_022101_000000362058_00175_27283_1587.N1	20-MAY-2007 02:21:01	Bright	35.500	3	16Alp Boo	-0.050000	4250.0	71	27283	No
31	GOM_NL__2PRFIN20070520_022322_000000392058_00175_27283_1588.N1	20-MAY-2007 02:23:22	Bright	38.500	83		2.3780	11000.	77	27283	No
32	GOM_NL__2PRFIN20070520_022631_000000362058_00175_27283_1589.N1	20-MAY-2007 02:26:31	Bright	35.500	180	27Gam Boo	3.0400	8000.0	71	27283	No
33	GOM_NL__2PRFIN20070520_022933_000000352058_00175_27283_1590.N1	20-MAY-2007 02:29:33	Bright	34.500	39	85Eta UMa	1.8540	24000.	69	27283	No
34	GOM_NL__2PRFIN20070520_023455_000000382058_00175_27283_1591.N1	20-MAY-2007 02:34:55	Bright	38.000	119	14Eta Dra	2.7270	4700.0	76	27283	No
35	GOM_NL__2PRFIN20070520_023644_000000352058_00175_27283_1592.N1	20-MAY-2007 02:36:44	Bright	35.000	60	7Bet UMi	2.0810	3950.0	70	27283	No
36	GOM_NL__2PRFIN20070520_024113_000000352058_00175_27283_1593.N1	20-MAY-2007 02:41:13	Bright	34.500	49	1Alp UMi	1.9900	6300.0	69	27283	No
37	GOM_NL__2PRFIN20070520_024925_000000462058_00175_27283_1594.N1	20-MAY-2007 02:49:25	Bright	45.500	76	27Gam Cas	2.3000	30000.	91	27283	No
38	GOM_NL__2PRFIN20070520_025038_000000422058_00175_27283_1595.N1	20-MAY-2007 02:50:38	Bright	41.500	68	18Alp Cas	2.2250	4500.0	83	27283	No
39	GOM_NL__2PRFIN20070520_025910_000000462058_00175_27283_1596.N1	20-MAY-2007 02:59:10	Tw_i_and_stray	46.000	58	21Alp And	2.0730	11000.	92	27283	No
40	GOM_NL__2PRFIN20070520_030327_000000432058_00175_27283_1597.N1	20-MAY-2007 03:03:27	Dark	43.000	140	88Gam Peg	2.8340	26000.	86	27283	No
41	GOM_NL__2PRFIN20070520_031213_000000442058_00175_27283_1598.N1	20-MAY-2007 03:12:13	Dark	43.500	52	16Bet Cet	2.0370	4500.0	87	27283	No
42	GOM_NL__2PRFIN20070520_031912_000000502058_00175_27283_1599.N1	20-MAY-2007 03:19:12	Dark	50.000	18	24Alp PsA	1.1660	9700.0	100	27283	No

43	GOM_NL__2PRFIN20070520_032323_000000562058_00175_27283_1600.N1	20-MAY-2007 03:23:23	Dark	55.500	63	Bet Gru	2.1500	2800.0	111	27283	No
44	GOM_NL__2PRFIN20070520_032458_000000422058_00176_27284_1594.N1	20-MAY-2007 03:24:58	Dark	42.000	31	Alp Gru	1.7340	15200.	84	27284	No
45	GOM_NL__2PRFIN20070520_033027_000000422058_00176_27284_1595.N1	20-MAY-2007 03:30:27	Dark	41.500	45	Alp Pav	1.9400	26000.	83	27284	No
46	GOM_NL__2PRFIN20070520_033727_000000462058_00176_27284_1596.N1	20-MAY-2007 03:37:27	Straylight	45.500	141	Bet Ara	2.8400	4600.0	91	27284	No
47	GOM_NL__2PRFIN20070520_034008_000000522058_00176_27284_1597.N1	20-MAY-2007 03:40:08	Straylight	52.000	40	The Sco	1.8590	7100.0	104	27284	No
48	GOM_NL__2PRFIN20070520_034411_000000472058_00176_27284_1598.N1	20-MAY-2007 03:44:11	Tw_i_and_stray	47.000	75	26Eps Sco	2.2910	4250.0	94	27284	No
49	GOM_NL__2PRFIN20070520_034709_000000632058_00176_27284_1599.N1	20-MAY-2007 03:47:09	Tw_i_and_stray	63.000	16	21Alp Sco	1.0200	3000.0	126	27284	No
50	GOM_NL__2PRFIN20070520_034939_000000442058_00176_27284_1600.N1	20-MAY-2007 03:49:39	Bright	43.500	97	8Bet1Sco	2.5610	30000.	87	27284	No
51	GOM_NL__2PRFIN20070520_035126_000000382058_00176_27284_1601.N1	20-MAY-2007 03:51:26	Bright	37.500	122	9Alp2Lib	2.7470	9700.0	75	27284	No
52	GOM_NL__2PRFIN20070520_035313_000000382058_00176_27284_1602.N1	20-MAY-2007 03:53:13	Bright	37.500	104	27Bet Lib	2.6140	13100.	75	27284	No
53	GOM_NL__2PRFIN20070520_040137_000000362058_00176_27284_1603.N1	20-MAY-2007 04:01:37	Bright	35.500	3	16Alp Boo	-0.050000	4250.0	71	27284	No
54	GOM_NL__2PRFIN20070520_040357_000000372058_00176_27284_1604.N1	20-MAY-2007 04:03:57	Bright	36.500	83		2.3780	11000.	73	27284	No
55	GOM_NL__2PRFIN20070520_040707_000000352058_00176_27284_1605.N1	20-MAY-2007 04:07:07	Bright	35.000	180	27Gam Boo	3.0400	8000.0	70	27284	No
56	GOM_NL__2PRFIN20070520_041009_000000342058_00176_27284_1606.N1	20-MAY-2007 04:10:09	Bright	34.000	39	85Eta UMa	1.8540	24000.	68	27284	No
57	GOM_NL__2PRFIN20070520_041531_000000402058_00176_27284_1607.N1	20-MAY-2007 04:15:31	Bright	40.000	119	14Eta Dra	2.7270	4700.0	80	27284	No
58	GOM_NL__2PRFIN20070520_041720_000000372058_00176_27284_1608.N1	20-MAY-2007 04:17:20	Bright	37.000	60	7Bet UMi	2.0810	3950.0	74	27284	No
59	GOM_NL__2PRFIN20070520_042149_000000352058_00176_27284_1609.N1	20-MAY-2007 04:21:49	Bright	34.500	49	1Alp UMi	1.9900	6300.0	69	27284	No
60	GOM_NL__2PRFIN20070520_043001_000000532058_00176_27284_1610.N1	20-MAY-2007 04:30:01	Bright	53.000	76	27Gam Cas	2.3000	30000.	106	27284	No
61	GOM_NL__2PRFIN20070520_043114_000000512058_00176_27284_1611.N1	20-MAY-2007 04:31:14	Bright	51.000	68	18Alp Cas	2.2250	4500.0	102	27284	No
62	GOM_NL__2PRFIN20070520_043946_000000452058_00176_27284_1612.N1	20-MAY-2007 04:39:46	Tw_i_and_stray	44.500	58	21Alp And	2.0730	11000.	89	27284	No
63	GOM_NL__2PRFIN20070520_044404_000000452058_00176_27284_1613.N1	20-MAY-2007 04:44:04	Dark	44.500	140	88Gam Peg	2.8340	26000.	89	27284	No
64	GOM_NL__2PRFIN20070520_045249_000000422058_00176_27284_1614.N1	20-MAY-2007 04:52:49	Dark	41.500	52	16Bet Cet	2.0370	4500.0	83	27284	No
65	GOM_NL__2PRFIN20070520_045949_000000522058_00176_27284_1615.N1	20-MAY-2007 04:59:49	Dark	51.500	18	24Alp PsA	1.1660	9700.0	103	27284	No
66	GOM_NL__2PRFIN20070520_050400_000000582058_00176_27284_1616.N1	20-MAY-2007 05:04:00	Dark	58.000	63	Bet Gru	2.1500	2800.0	116	27284	No
67	GOM_NL__2PRFIN20070520_050535_000000442058_00177_27285_1603.N1	20-MAY-2007 05:05:35	Dark	44.000	31	Alp Gru	1.7340	15200.	88	27285	No
68	GOM_NL__2PRFIN20070520_051104_000000442058_00177_27285_1604.N1	20-MAY-2007 05:11:04	Dark	43.500	45	Alp Pav	1.9400	26000.	87	27285	No
69	GOM_NL__2PRFIN20070520_051804_000000412058_00177_27285_1605.N1	20-MAY-2007 05:18:04	Straylight	40.500	141	Bet Ara	2.8400	4600.0	81	27285	No
70	GOM_NL__2PRFIN20070520_052044_000000512058_00177_27285_1606.N1	20-MAY-2007 05:20:44	Straylight	51.000	40	The Sco	1.8590	7100.0	102	27285	No
71	GOM_NL__2PRFIN20070520_052447_000000482058_00177_27285_1607.N1	20-MAY-2007 05:24:47	Tw_i_and_stray	48.000	75	26Eps Sco	2.2910	4250.0	96	27285	No
72	GOM_NL__2PRFIN20070520_052745_000000602058_00177_27285_1608.N1	20-MAY-2007 05:27:45	Tw_i_and_stray	60.000	16	21Alp Sco	1.0200	3000.0	120	27285	No
73	GOM_NL__2PRFIN20070520_053015_000000422058_00177_27285_1609.N1	20-MAY-2007 05:30:15	Bright	42.000	97	8Bet1Sco	2.5610	30000.	84	27285	No
74	GOM_NL__2PRFIN20070520_053202_000000402058_00177_27285_1610.N1	20-MAY-2007 05:32:02	Bright	39.500	122	9Alp2Lib	2.7470	9700.0	79	27285	No
75	GOM_NL__2PRFIN20070520_053349_000000382058_00177_27285_1611.N1	20-MAY-2007 05:33:49	Bright	37.500	104	27Bet Lib	2.6140	13100.	75	27285	No
76	GOM_NL__2PRFIN20070520_054213_000000352058_00177_27285_1612.N1	20-MAY-2007 05:42:13	Bright	35.000	3	16Alp Boo	-0.050000	4250.0	70	27285	No
77	GOM_NL__2PRFIN20070520_054433_000000372058_00177_27285_1613.N1	20-MAY-2007 05:44:33	Bright	36.500	83		2.3780	11000.	73	27285	No
78	GOM_NL__2PRFIN20070520_054742_000000362058_00177_27285_1614.N1	20-MAY-2007 05:47:42	Bright	35.500	180	27Gam Boo	3.0400	8000.0	71	27285	No
79	GOM_NL__2PRFIN20070520_055045_000000362058_00177_27285_1615.N1	20-MAY-2007 05:50:45	Bright	36.000	39	85Eta UMa	1.8540	24000.	72	27285	No
80	GOM_NL__2PRFIN20070520_055606_000000392058_00177_27285_1616.N1	20-MAY-2007 05:56:06	Bright	38.500	119	14Eta Dra	2.7270	4700.0	77	27285	No
81	GOM_NL__2PRFIN20070520_055756_000000362058_00177_27285_1617.N1	20-MAY-2007 05:57:56	Bright	36.000	60	7Bet UMi	2.0810	3950.0	72	27285	No
82	GOM_NL__2PRFIN20070520_060225_000000322058_00177_27285_1618.N1	20-MAY-2007 06:02:25	Bright	32.000	49	1Alp UMi	1.9900	6300.0	64	27285	No
83	GOM_NL__2PRFIN20070520_061037_000000532058_00177_27285_1619.N1	20-MAY-2007 06:10:37	Bright	53.000	76	27Gam Cas	2.3000	30000.	106	27285	No
84	GOM_NL__2PRFIN20070520_061150_000000362058_00177_27285_1620.N1	20-MAY-2007 06:11:50	Bright	36.000	68	18Alp Cas	2.2250	4500.0	72	27285	No
85	GOM_NL__2PRFIN20070520_062023_000000442058_00177_27285_1621.N1	20-MAY-2007 06:20:23	Tw_i_and_stray	44.000	58	21Alp And	2.0730	11000.	88	27285	No
86	GOM_NL__2PRFIN20070520_062440_000000442058_00177_27285_1622.N1	20-MAY-2007 06:24:40	Dark	44.000	140	88Gam Peg	2.8340	26000.	88	27285	No
87	GOM_NL__2PRFIN20070520_063325_000000452058_00177_27285_1623.N1	20-MAY-2007 06:33:25	Dark	45.000	52	16Bet Cet	2.0370	4500.0	90	27285	No
88	GOM_NL__2PRFIN20070520_064026_000000512058_00177_27285_1624.N1	20-MAY-2007 06:40:26	Dark	50.500	18	24Alp PsA	1.1660	9700.0	101	27285	No
89	GOM_NL__2PRFIN20070520_064436_000000502058_00177_27285_1625.N1	20-MAY-2007 06:44:36	Dark	49.500	63	Bet Gru	2.1500	2800.0	99	27285	No
90	GOM_NL__2PRFIN20070520_064611_000000442058_00178_27286_1632.N1	20-MAY-2007 06:46:11	Dark	44.000	31	Alp Gru	1.7340	15200.	88	27286	No
91	GOM_NL__2PRFIN20070520_065141_000000422058_00178_27286_1633.N1	20-MAY-2007 06:51:41	Dark	42.000	45	Alp Pav	1.9400	26000.	84	27286	No
92	GOM_NL__2PRFIN20070520_065840_000000412058_00178_27286_1634.N1	20-MAY-2007 06:58:40	Straylight	40.500	141	Bet Ara	2.8400	4600.0	81	27286	No
93	GOM_NL__2PRFIN20070520_070121_000000482058_00178_27286_1635.N1	20-MAY-2007 07:01:21	Straylight	47.500	40	The Sco	1.8590	7100.0	95	27286	No
94	GOM_NL__2PRFIN20070520_070523_000000542058_00178_27286_1636.N1	20-MAY-2007 07:05:23	Tw_i_and_stray	53.500	75	26Eps Sco	2.2910	4250.0	107	27286	No
95	GOM_NL__2PRFIN20070520_070821_000000622058_00178_27286_1637.N1	20-MAY-2007 07:08:21	Tw_i_and_stray	62.000	16	21Alp Sco	1.0200	3000.0	124	27286	No
96	GOM_NL__2PRFIN20070520_071051_000000412058_00178_27286_1638.N1	20-MAY-2007 07:10:51	Bright	41.000	97	8Bet1Sco	2.5610	30000.	82	27286	No
97	GOM_NL__2PRFIN20070520_071238_000000372058_00178_27286_1639.N1	20-MAY-2007 07:12:38	Bright	36.500	122	9Alp2Lib	2.7470	9700.0	73	27286	No
98	GOM_NL__2PRFIN20070520_071425_000000372058_00178_27286_1640.N1	20-MAY-2007 07:14:25	Bright	37.000	104	27Bet Lib	2.6140	13100.	74	27286	No
99	GOM_NL__2PRFIN20070520_072250_000000352058_00178_27286_1641.N1	20-MAY-2007 07:22:50	Bright	34.500	3	16Alp Boo	-0.050000	4250.0	69	27286	No
100	GOM_NL__2PRFIN20070520_072509_000000392058_00178_27286_1642.N1	20-MAY-2007 07:25:09	Bright	39.000	83		2.3780	11000.	78	27286	No
101	GOM_NL__2PRFIN20070520_072818_000000362058_00178_27286_1643.N1	20-MAY-2007 07:28:18	Bright	35.500	180	27Gam Boo	3.0400	8000.0	71	27286	No

102	GOM_NL__2PRFIN20070520_073121_000000362058_00178_27286_1644.N1	20-MAY-2007 07:31:21	Bright	36.000	39	85Eta UMa	1.8540	24000.	72	27286	No
103	GOM_NL__2PRFIN20070520_073642_000000582058_00178_27286_1645.N1	20-MAY-2007 07:36:42	Bright	58.000	119	14Eta Dra	2.7270	4700.0	116	27286	No
104	GOM_NL__2PRFIN20070520_073832_000000372058_00178_27286_1646.N1	20-MAY-2007 07:38:32	Bright	37.000	60	7Bet UMi	2.0810	3950.0	74	27286	No
105	GOM_NL__2PRFIN20070520_074301_000000352058_00178_27286_1647.N1	20-MAY-2007 07:43:01	Bright	35.000	49	1Alp UMi	1.9900	6300.0	70	27286	No
106	GOM_NL__2PRFIN20070520_075113_000000532058_00178_27286_1648.N1	20-MAY-2007 07:51:13	Bright	53.000	76	27Gam Cas	2.3000	30000.	106	27286	No
107	GOM_NL__2PRFIN20070520_075225_000000412058_00178_27286_1649.N1	20-MAY-2007 07:52:25	Bright	40.500	68	18Alp Cas	2.2250	4500.0	81	27286	No
108	GOM_NL__2PRFIN20070520_080059_000000462058_00178_27286_1650.N1	20-MAY-2007 08:00:59	Twilight	46.000	58	21Alp And	2.0730	11000.	92	27286	No
109	GOM_NL__2PRFIN20070520_080516_000000452058_00178_27286_1651.N1	20-MAY-2007 08:05:16	Dark	44.500	140	88Gam Peg	2.8340	26000.	89	27286	No
110	GOM_NL__2PRFIN20070520_081402_000000492058_00178_27286_1652.N1	20-MAY-2007 08:14:02	Dark	49.000	52	16Bet Cet	2.0370	4500.0	98	27286	No
111	GOM_NL__2PRFIN20070520_082102_000000512058_00178_27286_1653.N1	20-MAY-2007 08:21:02	Dark	50.500	18	24Alp PsA	1.1660	9700.0	101	27286	No
112	GOM_NL__2PRFIN20070520_082513_000000582058_00178_27286_1654.N1	20-MAY-2007 08:25:13	Dark	58.000	63	Bet Gru	2.1500	2800.0	116	27286	No
113	GOM_NL__2PRFIN20070520_082648_000000462058_00179_27287_1644.N1	20-MAY-2007 08:26:48	Dark	45.500	31	Alp Gru	1.7340	15200.	91	27287	No
114	GOM_NL__2PRFIN20070520_083217_000000402058_00179_27287_1645.N1	20-MAY-2007 08:32:17	Dark	40.000	45	Alp Pav	1.9400	26000.	80	27287	No
115	GOM_NL__2PRFIN20070520_083917_000000442058_00179_27287_1646.N1	20-MAY-2007 08:39:17	Straylight	44.000	141	Bet Ara	2.8400	4600.0	88	27287	No
116	GOM_NL__2PRFIN20070520_084158_000000492058_00179_27287_1647.N1	20-MAY-2007 08:41:58	Straylight	48.500	40	The Sco	1.8590	7100.0	97	27287	No
117	GOM_NL__2PRFIN20070520_084600_000000492058_00179_27287_1648.N1	20-MAY-2007 08:46:00	Twilight	48.500	75	26Eps Sco	2.2910	4250.0	97	27287	No
118	GOM_NL__2PRFIN20070520_084858_000000622058_00179_27287_1649.N1	20-MAY-2007 08:48:58	Twilight	62.000	16	21Alp Sco	1.0200	3000.0	124	27287	No
119	GOM_NL__2PRFIN20070520_085127_000000412058_00179_27287_1650.N1	20-MAY-2007 08:51:27	Bright	40.500	97	8Bet1Sco	2.5610	30000.	81	27287	No
120	GOM_NL__2PRFIN20070520_085314_000000372058_00179_27287_1651.N1	20-MAY-2007 08:53:14	Bright	36.500	122	9Alp2Lib	2.7470	9700.0	73	27287	No
121	GOM_NL__2PRFIN20070520_085501_000000382058_00179_27287_1652.N1	20-MAY-2007 08:55:01	Bright	37.500	104	27Bet Lib	2.6140	13100.	75	27287	No
122	GOM_NL__2PRFIN20070520_090326_000000352058_00179_27287_1653.N1	20-MAY-2007 09:03:26	Bright	35.000	3	16Alp Boo	-0.050000	4250.0	70	27287	No
123	GOM_NL__2PRFIN20070520_090545_000000372058_00179_27287_1654.N1	20-MAY-2007 09:05:45	Bright	37.000	83		2.3780	11000.	74	27287	No
124	GOM_NL__2PRFIN20070520_090854_000000362058_00179_27287_1655.N1	20-MAY-2007 09:08:54	Bright	35.500	180	27Gam Boo	3.0400	8000.0	71	27287	No
125	GOM_NL__2PRFIN20070520_091157_000000372058_00179_27287_1656.N1	20-MAY-2007 09:11:57	Bright	36.500	39	85Eta UMa	1.8540	24000.	73	27287	No
126	GOM_NL__2PRFIN20070520_091717_000000592058_00179_27287_1657.N1	20-MAY-2007 09:17:17	Bright	59.000	119	14Eta Dra	2.7270	4700.0	118	27287	No
127	GOM_NL__2PRFIN20070520_091907_000000382058_00179_27287_1658.N1	20-MAY-2007 09:19:07	Bright	37.500	60	7Bet UMi	2.0810	3950.0	75	27287	No
128	GOM_NL__2PRFIN20070520_092337_000000362058_00179_27287_1659.N1	20-MAY-2007 09:23:37	Bright	36.000	49	1Alp UMi	1.9900	6300.0	72	27287	No
129	GOM_NL__2PRFIN20070520_093149_000000362058_00179_27287_1660.N1	20-MAY-2007 09:31:49	Bright	35.500	76	27Gam Cas	2.3000	30000.	71	27287	No
130	GOM_NL__2PRFIN20070520_093302_000000352058_00179_27287_1661.N1	20-MAY-2007 09:33:02	Bright	34.500	68	18Alp Cas	2.2250	4500.0	69	27287	No
131	GOM_NL__2PRFIN20070520_094135_000000472058_00179_27287_1662.N1	20-MAY-2007 09:41:35	Twilight	46.500	58	21Alp And	2.0730	11000.	93	27287	No
132	GOM_NL__2PRFIN20070520_094552_000000432058_00179_27287_1663.N1	20-MAY-2007 09:45:52	Dark	42.500	140	88Gam Peg	2.8340	26000.	85	27287	No
133	GOM_NL__2PRFIN20070520_095438_000000442058_00179_27287_1664.N1	20-MAY-2007 09:54:38	Dark	43.500	52	16Bet Cet	2.0370	4500.0	87	27287	No
134	GOM_NL__2PRFIN20070520_100139_000000522058_00179_27287_1665.N1	20-MAY-2007 10:01:39	Dark	52.000	18	24Alp PsA	1.1660	9700.0	104	27287	No
135	GOM_NL__2PRFIN20070520_100550_000000482058_00179_27287_1666.N1	20-MAY-2007 10:05:50	Dark	47.500	63	Bet Gru	2.1500	2800.0	95	27287	No
136	GOM_NL__2PRFIN20070520_100725_000000502058_00180_27288_1660.N1	20-MAY-2007 10:07:25	Dark	49.500	31	Alp Gru	1.7340	15200.	99	27288	No
137	GOM_NL__2PRFIN20070520_101254_000000392058_00180_27288_1661.N1	20-MAY-2007 10:12:54	Dark	39.000	45	Alp Pav	1.9400	26000.	78	27288	No
138	GOM_NL__2PRFIN20070520_101953_000000402058_00180_27288_1662.N1	20-MAY-2007 10:19:53	Straylight	40.000	141	Bet Ara	2.8400	4600.0	80	27288	No
139	GOM_NL__2PRFIN20070520_102234_000000522058_00180_27288_1663.N1	20-MAY-2007 10:22:34	Straylight	52.000	40	The Sco	1.8590	7100.0	104	27288	No
140	GOM_NL__2PRFIN20070520_102636_000000522058_00180_27288_1664.N1	20-MAY-2007 10:26:36	Twilight	51.500	75	26Eps Sco	2.2910	4250.0	103	27288	No
141	GOM_NL__2PRFIN20070520_102934_000000562058_00180_27288_1665.N1	20-MAY-2007 10:29:34	Twilight	56.000	16	21Alp Sco	1.0200	3000.0	112	27288	No
142	GOM_NL__2PRFIN20070520_103203_000000432058_00180_27288_1666.N1	20-MAY-2007 10:32:03	Bright	42.500	97	8Bet1Sco	2.5610	30000.	85	27288	No
143	GOM_NL__2PRFIN20070520_103350_000000362058_00180_27288_1667.N1	20-MAY-2007 10:33:50	Bright	36.000	122	9Alp2Lib	2.7470	9700.0	72	27288	No
144	GOM_NL__2PRFIN20070520_103537_000000392058_00180_27288_1668.N1	20-MAY-2007 10:35:37	Bright	38.500	104	27Bet Lib	2.6140	13100.	77	27288	No
145	GOM_NL__2PRFIN20070520_104401_000000362058_00180_27288_1669.N1	20-MAY-2007 10:44:01	Bright	35.500	3	16Alp Boo	-0.050000	4250.0	71	27288	No
146	GOM_NL__2PRFIN20070520_104621_000000392058_00180_27288_1670.N1	20-MAY-2007 10:46:21	Bright	38.500	83		2.3780	11000.	77	27288	No
147	GOM_NL__2PRFIN20070520_104930_000000372058_00180_27288_1671.N1	20-MAY-2007 10:49:30	Bright	36.500	180	27Gam Boo	3.0400	8000.0	73	27288	No
148	GOM_NL__2PRFIN20070520_105233_000000352058_00180_27288_1672.N1	20-MAY-2007 10:52:33	Bright	34.500	39	85Eta UMa	1.8540	24000.	69	27288	No
149	GOM_NL__2PRFIN20070520_105753_000000412058_00180_27288_1673.N1	20-MAY-2007 10:57:53	Bright	40.500	119	14Eta Dra	2.7270	4700.0	81	27288	No
150	GOM_NL__2PRFIN20070520_105943_000000372058_00180_27288_1674.N1	20-MAY-2007 10:59:43	Bright	36.500	60	7Bet UMi	2.0810	3950.0	73	27288	No
151	GOM_NL__2PRFIN20070520_110413_000000362058_00180_27288_1675.N1	20-MAY-2007 11:04:13	Bright	36.000	49	1Alp UMi	1.9900	6300.0	72	27288	No
152	GOM_NL__2PRFIN20070520_111224_000000412058_00180_27288_1676.N1	20-MAY-2007 11:12:24	Bright	40.500	76	27Gam Cas	2.3000	30000.	81	27288	No
153	GOM_NL__2PRFIN20070520_111337_000000462058_00180_27288_1677.N1	20-MAY-2007 11:13:37	Bright	45.500	68	18Alp Cas	2.2250	4500.0	91	27288	No
154	GOM_NL__2PRFIN20070520_112211_000000442058_00180_27288_1678.N1	20-MAY-2007 11:22:11	Twilight	43.500	58	21Alp And	2.0730	11000.	87	27288	No
155	GOM_NL__2PRFIN20070520_112629_000000452058_00180_27288_1679.N1	20-MAY-2007 11:26:29	Dark	45.000	140	88Gam Peg	2.8340	26000.	90	27288	No
156	GOM_NL__2PRFIN20070520_113514_000000432058_00180_27288_1680.N1	20-MAY-2007 11:35:14	Dark	42.500	52	16Bet Cet	2.0370	4500.0	85	27288	No
157	GOM_NL__2PRFIN20070520_114216_000000542058_00180_27288_1681.N1	20-MAY-2007 11:42:16	Dark	53.500	18	24Alp PsA	1.1660	9700.0	107	27288	No
158	GOM_NL__2PRFIN20070520_114626_000000522058_00180_27288_1682.N1	20-MAY-2007 11:46:26	Dark	52.000	63	Bet Gru	2.1500	2800.0	104	27288	No
159	GOM_NL__2PRFIN20070520_114802_000000462058_00181_27289_1676.N1	20-MAY-2007 11:48:02	Dark	45.500	31	Alp Gru	1.7340	15200.	91	27289	No
160	GOM_NL__2PRFIN20070520_115330_000000412058_00181_27289_1677.N1	20-MAY-2007 11:53:30	Dark	41.000	45	Alp Pav	1.9400	26000.	82	27289	No

161	GOM_NL__2PRFIN20070520_120029_000000412058_00181_27289_1678.N1	20-MAY-2007 12:00:29	Straylight	40.500	141	Bet Ara	2.8400	4600.0	81	27289	No
162	GOM_NL__2PRFIN20070520_120310_000000492058_00181_27289_1679.N1	20-MAY-2007 12:03:10	Straylight	49.000	40	The Sco	1.8590	7100.0	98	27289	No
163	GOM_NL__2PRFIN20070520_120712_000000522058_00181_27289_1680.N1	20-MAY-2007 12:07:12	Tw_i_and_stray	51.500	75	26Eps Sco	2.2910	4250.0	103	27289	No
164	GOM_NL__2PRFIN20070520_121010_000000552058_00181_27289_1681.N1	20-MAY-2007 12:10:10	Tw_i_and_stray	55.000	16	21Alp Sco	1.0200	3000.0	110	27289	No
165	GOM_NL__2PRFIN20070520_121239_000000412058_00181_27289_1682.N1	20-MAY-2007 12:12:39	Bright	41.000	97	8Bet1Sco	2.5610	30000.	82	27289	No
166	GOM_NL__2PRFIN20070520_121426_000000372058_00181_27289_1683.N1	20-MAY-2007 12:14:26	Bright	37.000	122	9Alp2Lib	2.7470	9700.0	74	27289	No
167	GOM_NL__2PRFIN20070520_121613_000000382058_00181_27289_1684.N1	20-MAY-2007 12:16:13	Bright	37.500	104	27Bet Lib	2.6140	13100.	75	27289	No
168	GOM_NL__2PRFIN20070520_122437_000000352058_00181_27289_1685.N1	20-MAY-2007 12:24:37	Bright	34.500	3	16Alp Boo	-0.050000	4250.0	69	27289	No
169	GOM_NL__2PRFIN20070520_122656_000000392058_00181_27289_1686.N1	20-MAY-2007 12:26:56	Bright	38.500	83		2.3780	11000.	77	27289	No
170	GOM_NL__2PRFIN20070520_123006_000000352058_00181_27289_1687.N1	20-MAY-2007 12:30:06	Bright	34.500	180	27Gam Boo	3.0400	8000.0	69	27289	No
171	GOM_NL__2PRFIN20070520_123320_000000242058_00181_27289_1688.N1	20-MAY-2007 12:33:20	Bright	24.000	39	85Eta UMa	1.8540	24000.	48	27289	No
172	GOM_NL__2PRFIN20070520_123828_000000402058_00181_27289_1689.N1	20-MAY-2007 12:38:28	Bright	39.500	119	14Eta Dra	2.7270	4700.0	79	27289	No
173	GOM_NL__2PRFIN20070520_124019_000000342058_00181_27289_1690.N1	20-MAY-2007 12:40:19	Bright	34.000	60	7Bet UMi	2.0810	3950.0	68	27289	No
174	GOM_NL__2PRFIN20070520_125300_000000362058_00181_27289_1691.N1	20-MAY-2007 12:53:00	Bright	35.500	76	27Gam Cas	2.3000	30000.	71	27289	No
175	GOM_NL__2PRFIN20070520_125413_000000412058_00181_27289_1692.N1	20-MAY-2007 12:54:13	Bright	40.500	68	18Alp Cas	2.2250	4500.0	81	27289	No
176	GOM_NL__2PRFIN20070520_130247_000000452058_00181_27289_1693.N1	20-MAY-2007 13:02:47	Tw_i_and_stray	45.000	58	21Alp And	2.0730	11000.	90	27289	No
177	GOM_NL__2PRFIN20070520_130705_000000442058_00181_27289_1694.N1	20-MAY-2007 13:07:05	Dark	43.500	140	88Gam Peg	2.8340	26000.	87	27289	No
178	GOM_NL__2PRFIN20070520_131551_000000432058_00181_27289_1695.N1	20-MAY-2007 13:15:51	Dark	43.000	52	16Bet Cet	2.0370	4500.0	86	27289	No
179	GOM_NL__2PRFIN20070520_132253_000000572058_00181_27289_1696.N1	20-MAY-2007 13:22:53	Dark	56.500	18	24Alp PsA	1.1660	9700.0	113	27289	No
180	GOM_NL__2PRFIN20070520_132703_000000562058_00181_27289_1697.N1	20-MAY-2007 13:27:03	Dark	55.500	63	Bet Gru	2.1500	2800.0	111	27289	No
181	GOM_NL__2PRFIN20070520_132838_000000452058_00182_27290_1687.N1	20-MAY-2007 13:28:38	Dark	45.000	31	Alp Gru	1.7340	15200.	90	27290	No
182	GOM_NL__2PRFIN20070520_133407_000000402058_00182_27290_1688.N1	20-MAY-2007 13:34:07	Dark	40.000	45	Alp Pav	1.9400	26000.	80	27290	No
183	GOM_NL__2PRFIN20070520_134106_000000422058_00182_27290_1689.N1	20-MAY-2007 13:41:06	Straylight	41.500	141	Bet Ara	2.8400	4600.0	83	27290	No
184	GOM_NL__2PRFIN20070520_134347_000000492058_00182_27290_1690.N1	20-MAY-2007 13:43:47	Straylight	49.000	40	The Sco	1.8590	7100.0	98	27290	No
185	GOM_NL__2PRFIN20070520_134749_000000502058_00182_27290_1691.N1	20-MAY-2007 13:47:49	Tw_i_and_stray	50.000	75	26Eps Sco	2.2910	4250.0	100	27290	No
186	GOM_NL__2PRFIN20070520_135046_000000572058_00182_27290_1692.N1	20-MAY-2007 13:50:46	Tw_i_and_stray	56.500	16	21Alp Sco	1.0200	3000.0	113	27290	No
187	GOM_NL__2PRFIN20070520_135315_000000432058_00182_27290_1693.N1	20-MAY-2007 13:53:15	Bright	43.000	97	8Bet1Sco	2.5610	30000.	86	27290	No
188	GOM_NL__2PRFIN20070520_135502_000000362058_00182_27290_1694.N1	20-MAY-2007 13:55:02	Bright	36.000	122	9Alp2Lib	2.7470	9700.0	72	27290	No
189	GOM_NL__2PRFIN20070520_135649_000000392058_00182_27290_1695.N1	20-MAY-2007 13:56:49	Bright	38.500	104	27Bet Lib	2.6140	13100.	77	27290	No
190	GOM_NL__2PRFIN20070520_140513_000000362058_00182_27290_1696.N1	20-MAY-2007 14:05:13	Bright	35.500	3	16Alp Boo	-0.050000	4250.0	71	27290	No
191	GOM_NL__2PRFIN20070520_140732_000000372058_00182_27290_1697.N1	20-MAY-2007 14:07:32	Bright	36.500	83		2.3780	11000.	73	27290	No
192	GOM_NL__2PRFIN20070520_141042_000000342058_00182_27290_1698.N1	20-MAY-2007 14:10:42	Bright	34.000	180	27Gam Boo	3.0400	8000.0	68	27290	No
193	GOM_NL__2PRFIN20070520_141904_000000372058_00182_27290_1699.N1	20-MAY-2007 14:19:04	Bright	37.000	119	14Eta Dra	2.7270	4700.0	74	27290	No
194	GOM_NL__2PRFIN20070520_142055_000000362058_00182_27290_1700.N1	20-MAY-2007 14:20:55	Bright	36.000	60	7Bet UMi	2.0810	3950.0	72	27290	No
195	GOM_NL__2PRFIN20070520_143336_000000482058_00182_27290_1701.N1	20-MAY-2007 14:33:36	Bright	48.000	76	27Gam Cas	2.3000	30000.	96	27290	No
196	GOM_NL__2PRFIN20070520_143449_000000442058_00182_27290_1702.N1	20-MAY-2007 14:34:49	Bright	43.500	68	18Alp Cas	2.2250	4500.0	87	27290	No
197	GOM_NL__2PRFIN20070520_144323_000000472058_00182_27290_1703.N1	20-MAY-2007 14:43:23	Tw_i_and_stray	46.500	58	21Alp And	2.0730	11000.	93	27290	No
198	GOM_NL__2PRFIN20070520_144741_000000462058_00182_27290_1704.N1	20-MAY-2007 14:47:41	Dark	45.500	140	88Gam Peg	2.8340	26000.	91	27290	No
199	GOM_NL__2PRFIN20070520_145627_000000422058_00182_27290_1705.N1	20-MAY-2007 14:56:27	Dark	42.000	52	16Bet Cet	2.0370	4500.0	84	27290	No
200	GOM_NL__2PRFIN20070520_150330_000000532058_00182_27290_1706.N1	20-MAY-2007 15:03:30	Dark	52.500	18	24Alp PsA	1.1660	9700.0	105	27290	No
201	GOM_NL__2PRFIN20070520_150739_000000492058_00182_27290_1707.N1	20-MAY-2007 15:07:39	Dark	49.000	63	Bet Gru	2.1500	2800.0	98	27290	No
202	GOM_NL__2PRFIN20070520_150915_000000432058_00183_27291_1709.N1	20-MAY-2007 15:09:15	Dark	42.500	31	Alp Gru	1.7340	15200.	85	27291	No
203	GOM_NL__2PRFIN20070520_151444_000000432058_00183_27291_1710.N1	20-MAY-2007 15:14:44	Dark	42.500	45	Alp Pav	1.9400	26000.	85	27291	No
204	GOM_NL__2PRFIN20070520_152142_000000422058_00183_27291_1711.N1	20-MAY-2007 15:21:42	Straylight	41.500	141	Bet Ara	2.8400	4600.0	83	27291	No
205	GOM_NL__2PRFIN20070520_152424_000000502058_00183_27291_1712.N1	20-MAY-2007 15:24:24	Straylight	50.000	40	The Sco	1.8590	7100.0	100	27291	No
206	GOM_NL__2PRFIN20070520_152825_000000492058_00183_27291_1713.N1	20-MAY-2007 15:28:25	Tw_i_and_stray	49.000	75	26Eps Sco	2.2910	4250.0	98	27291	No
207	GOM_NL__2PRFIN20070520_153122_000000562058_00183_27291_1714.N1	20-MAY-2007 15:31:22	Tw_i_and_stray	55.500	16	21Alp Sco	1.0200	3000.0	111	27291	No
208	GOM_NL__2PRFIN20070520_153351_000000412058_00183_27291_1715.N1	20-MAY-2007 15:33:51	Bright	41.000	97	8Bet1Sco	2.5610	30000.	82	27291	No
209	GOM_NL__2PRFIN20070520_153538_000000372058_00183_27291_1716.N1	20-MAY-2007 15:35:38	Bright	37.000	122	9Alp2Lib	2.7470	9700.0	74	27291	No
210	GOM_NL__2PRFIN20070520_153725_000000392058_00183_27291_1717.N1	20-MAY-2007 15:37:25	Bright	38.500	104	27Bet Lib	2.6140	13100.	77	27291	No
211	GOM_NL__2PRFIN20070520_154549_000000352058_00183_27291_1718.N1	20-MAY-2007 15:45:49	Bright	34.500	3	16Alp Boo	-0.050000	4250.0	69	27291	No
212	GOM_NL__2PRFIN20070520_154808_000000362058_00183_27291_1719.N1	20-MAY-2007 15:48:08	Bright	36.000	83		2.3780	11000.	72	27291	No
213	GOM_NL__2PRFIN20070520_155118_000000352058_00183_27291_1720.N1	20-MAY-2007 15:51:18	Bright	35.000	180	27Gam Boo	3.0400	8000.0	70	27291	No
214	GOM_NL__2PRFIN20070520_155939_000000482058_00183_27291_1721.N1	20-MAY-2007 15:59:39	Bright	48.000	119	14Eta Dra	2.7270	4700.0	96	27291	No
215	GOM_NL__2PRFIN20070520_160131_000000372058_00183_27291_1722.N1	20-MAY-2007 16:01:31	Bright	37.000	60	7Bet UMi	2.0810	3950.0	74	27291	No
216	GOM_NL__2PRFIN20070520_160600_000000372058_00183_27291_1723.N1	20-MAY-2007 16:06:00	Bright	36.500	49	1Alp UMi	1.9900	6300.0	73	27291	No
217	GOM_NL__2PRFIN20070520_161412_000000342058_00183_27291_1724.N1	20-MAY-2007 16:14:12	Bright	33.500	76	27Gam Cas	2.3000	30000.	67	27291	No
218	GOM_NL__2PRFIN20070520_161525_000000362058_00183_27291_1725.N1	20-MAY-2007 16:15:25	Bright	36.000	68	18Alp Cas	2.2250	4500.0	72	27291	No
219	GOM_NL__2PRFIN20070520_162359_000000452058_00183_27291_1726.N1	20-MAY-2007 16:23:59	Tw_i_and_stray	45.000	58	21Alp And	2.0730	11000.	90	27291	No

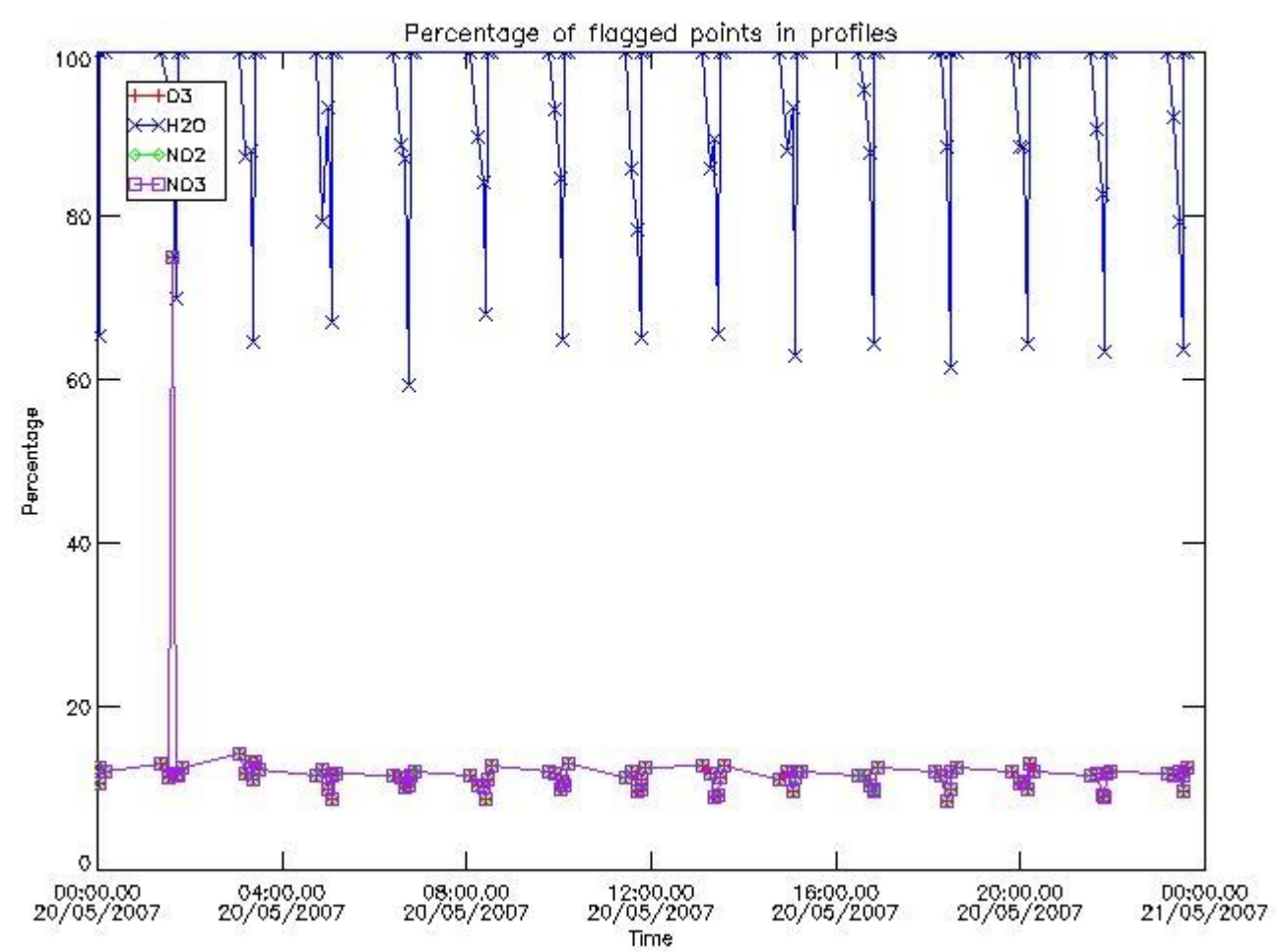
220	GOM_NL__2PRFIN20070520_162818_000000442058_00183_27291_1727.N1	20-MAY-2007 16:28:18	Dark	44.000	140	88Gam Peg	2.8340	26000.	88	27291	No
221	GOM_NL__2PRFIN20070520_163703_000000442058_00183_27291_1728.N1	20-MAY-2007 16:37:03	Dark	44.000	52	16Bet Cet	2.0370	4500.0	88	27291	No
222	GOM_NL__2PRFIN20070520_164407_000000502058_00183_27291_1729.N1	20-MAY-2007 16:44:07	Dark	49.500	18	24Alp PsA	1.1660	9700.0	99	27291	No
223	GOM_NL__2PRFIN20070520_164816_000000582058_00183_27291_1730.N1	20-MAY-2007 16:48:16	Dark	58.000	63	Bet Gru	2.1500	2800.0	116	27291	No
224	GOM_NL__2PRFIN20070520_164952_000000522058_00184_27292_1724.N1	20-MAY-2007 16:49:52	Dark	52.000	31	Alp Gru	1.7340	15200.	104	27292	No
225	GOM_NL__2PRFIN20070520_165520_000000412058_00184_27292_1725.N1	20-MAY-2007 16:55:20	Dark	40.500	45	Alp Pav	1.9400	26000.	81	27292	No
226	GOM_NL__2PRFIN20070520_170219_000000492058_00184_27292_1726.N1	20-MAY-2007 17:02:19	Straylight	48.500	141	Bet Ara	2.8400	4600.0	97	27292	No
227	GOM_NL__2PRFIN20070520_170500_000000522058_00184_27292_1727.N1	20-MAY-2007 17:05:00	Straylight	52.000	40	The Sco	1.8590	7100.0	104	27292	No
228	GOM_NL__2PRFIN20070520_170901_000000512058_00184_27292_1728.N1	20-MAY-2007 17:09:01	Tw_i_and_stray	51.000	75	26Eps Sco	2.2910	4250.0	102	27292	No
229	GOM_NL__2PRFIN20070520_171159_000000612058_00184_27292_1729.N1	20-MAY-2007 17:11:59	Tw_i_and_stray	60.500	16	21Alp Sco	1.0200	3000.0	121	27292	No
230	GOM_NL__2PRFIN20070520_171427_000000442058_00184_27292_1730.N1	20-MAY-2007 17:14:27	Bright	43.500	97	8Bet1Sco	2.5610	30000.	87	27292	No
231	GOM_NL__2PRFIN20070520_171614_000000362058_00184_27292_1731.N1	20-MAY-2007 17:16:14	Bright	36.000	122	9Alp2Lib	2.7470	9700.0	72	27292	No
232	GOM_NL__2PRFIN20070520_171801_000000382058_00184_27292_1732.N1	20-MAY-2007 17:18:01	Bright	37.500	104	27Bet Lib	2.6140	13100.	75	27292	No
233	GOM_NL__2PRFIN20070520_172303_000000282058_00184_27292_1733.N1	20-MAY-2007 17:23:03	Tw_i_and_stray	28.000	102	24Alp Ser	2.6000	4250.0	56	27292	No
234	GOM_NL__2PRFIN20070520_172625_000000352058_00184_27292_1734.N1	20-MAY-2007 17:26:25	Bright	34.500	3	16Alp Boo	-0.050000	4250.0	69	27292	No
235	GOM_NL__2PRFIN20070520_172844_000000362058_00184_27292_1735.N1	20-MAY-2007 17:28:44	Bright	36.000	83		2.3780	11000.	72	27292	No
236	GOM_NL__2PRFIN20070520_173153_000000362058_00184_27292_1736.N1	20-MAY-2007 17:31:53	Bright	36.000	180	27Gam Boo	3.0400	8000.0	72	27292	No
237	GOM_NL__2PRFIN20070520_174015_000000592058_00184_27292_1737.N1	20-MAY-2007 17:40:15	Bright	59.000	119	14Eta Dra	2.7270	4700.0	118	27292	No
238	GOM_NL__2PRFIN20070520_174207_000000382058_00184_27292_1738.N1	20-MAY-2007 17:42:07	Bright	38.000	60	7Bet UMi	2.0810	3950.0	76	27292	No
239	GOM_NL__2PRFIN20070520_174636_000000362058_00184_27292_1739.N1	20-MAY-2007 17:46:36	Bright	35.500	49	1Alp UMi	1.9900	6300.0	71	27292	No
240	GOM_NL__2PRFIN20070520_175448_000000452058_00184_27292_1740.N1	20-MAY-2007 17:54:48	Bright	44.500	76	27Gam Cas	2.3000	30000.	89	27292	No
241	GOM_NL__2PRFIN20070520_175601_000000342058_00184_27292_1741.N1	20-MAY-2007 17:56:01	Bright	34.000	68	18Alp Cas	2.2250	4500.0	68	27292	No
242	GOM_NL__2PRFIN20070520_180435_000000442058_00184_27292_1742.N1	20-MAY-2007 18:04:35	Tw_i_and_stray	44.000	58	21Alp And	2.0730	11000.	88	27292	No
243	GOM_NL__2PRFIN20070520_180854_000000422058_00184_27292_1743.N1	20-MAY-2007 18:08:54	Dark	42.000	140	88Gam Peg	2.8340	26000.	84	27292	No
244	GOM_NL__2PRFIN20070520_181740_000000442058_00184_27292_1744.N1	20-MAY-2007 18:17:40	Dark	44.000	52	16Bet Cet	2.0370	4500.0	88	27292	No
245	GOM_NL__2PRFIN20070520_182443_000000612058_00184_27292_1745.N1	20-MAY-2007 18:24:43	Dark	60.500	18	24Alp PsA	1.1660	9700.0	121	27292	No
246	GOM_NL__2PRFIN20070520_182853_000000512058_00184_27292_1746.N1	20-MAY-2007 18:28:53	Dark	51.000	63	Bet Gru	2.1500	2800.0	102	27292	No
247	GOM_NL__2PRFIN20070520_183029_000000432058_00185_27293_1740.N1	20-MAY-2007 18:30:29	Dark	42.500	31	Alp Gru	1.7340	15200.	85	27293	No
248	GOM_NL__2PRFIN20070520_183557_000000412058_00185_27293_1741.N1	20-MAY-2007 18:35:57	Dark	41.000	45	Alp Pav	1.9400	26000.	82	27293	No
249	GOM_NL__2PRFIN20070520_184255_000000402058_00185_27293_1742.N1	20-MAY-2007 18:42:55	Straylight	40.000	141	Bet Ara	2.8400	4600.0	80	27293	No
250	GOM_NL__2PRFIN20070520_184537_000000522058_00185_27293_1743.N1	20-MAY-2007 18:45:37	Straylight	51.500	40	The Sco	1.8590	7100.0	103	27293	No
251	GOM_NL__2PRFIN20070520_184938_000000522058_00185_27293_1744.N1	20-MAY-2007 18:49:38	Tw_i_and_stray	51.500	75	26Eps Sco	2.2910	4250.0	103	27293	No
252	GOM_NL__2PRFIN20070520_185235_000000542058_00185_27293_1745.N1	20-MAY-2007 18:52:35	Tw_i_and_stray	54.000	16	21Alp Sco	1.0200	3000.0	108	27293	No
253	GOM_NL__2PRFIN20070520_185504_000000412058_00185_27293_1746.N1	20-MAY-2007 18:55:04	Bright	41.000	97	8Bet1Sco	2.5610	30000.	82	27293	No
254	GOM_NL__2PRFIN20070520_185651_000000372058_00185_27293_1747.N1	20-MAY-2007 18:56:51	Bright	37.000	122	9Alp2Lib	2.7470	9700.0	74	27293	No
255	GOM_NL__2PRFIN20070520_185837_000000382058_00185_27293_1748.N1	20-MAY-2007 18:58:37	Bright	37.500	104	27Bet Lib	2.6140	13100.	75	27293	No
256	GOM_NL__2PRFIN20070520_190339_000000282058_00185_27293_1749.N1	20-MAY-2007 19:03:39	Tw_i_and_stray	28.000	102	24Alp Ser	2.6000	4250.0	56	27293	No
257	GOM_NL__2PRFIN20070520_190701_000000352058_00185_27293_1750.N1	20-MAY-2007 19:07:01	Bright	35.000	3	16Alp Boo	-0.050000	4250.0	70	27293	No
258	GOM_NL__2PRFIN20070520_190920_000000382058_00185_27293_1751.N1	20-MAY-2007 19:09:20	Bright	37.500	83		2.3780	11000.	75	27293	No
259	GOM_NL__2PRFIN20070520_191229_000000362058_00185_27293_1752.N1	20-MAY-2007 19:12:29	Bright	35.500	180	27Gam Boo	3.0400	8000.0	71	27293	No
260	GOM_NL__2PRFIN20070520_192051_000000402058_00185_27293_1753.N1	20-MAY-2007 19:20:51	Bright	39.500	119	14Eta Dra	2.7270	4700.0	79	27293	No
261	GOM_NL__2PRFIN20070520_192243_000000362058_00185_27293_1754.N1	20-MAY-2007 19:22:43	Bright	35.500	60	7Bet UMi	2.0810	3950.0	71	27293	No
262	GOM_NL__2PRFIN20070520_192713_000000362058_00185_27293_1755.N1	20-MAY-2007 19:27:13	Bright	36.000	49	1Alp UMi	1.9900	6300.0	72	27293	No
263	GOM_NL__2PRFIN20070520_193524_000000342058_00185_27293_1756.N1	20-MAY-2007 19:35:24	Bright	34.000	76	27Gam Cas	2.3000	30000.	68	27293	No
264	GOM_NL__2PRFIN20070520_193637_000000372058_00185_27293_1757.N1	20-MAY-2007 19:36:37	Bright	37.000	68	18Alp Cas	2.2250	4500.0	74	27293	No
265	GOM_NL__2PRFIN20070520_194511_000000442058_00185_27293_1758.N1	20-MAY-2007 19:45:11	Tw_i_and_stray	43.500	58	21Alp And	2.0730	11000.	87	27293	No
266	GOM_NL__2PRFIN20070520_194930_000000432058_00185_27293_1759.N1	20-MAY-2007 19:49:30	Dark	42.500	140	88Gam Peg	2.8340	26000.	85	27293	No
267	GOM_NL__2PRFIN20070520_195816_000000482058_00185_27293_1760.N1	20-MAY-2007 19:58:16	Dark	48.000	52	16Bet Cet	2.0370	4500.0	96	27293	No
268	GOM_NL__2PRFIN20070520_200520_000000522058_00185_27293_1761.N1	20-MAY-2007 20:05:20	Dark	52.000	18	24Alp PsA	1.1660	9700.0	104	27293	No
269	GOM_NL__2PRFIN20070520_200929_000000572058_00185_27293_1762.N1	20-MAY-2007 20:09:29	Dark	56.500	63	Bet Gru	2.1500	2800.0	113	27293	No
270	GOM_NL__2PRFIN20070520_201105_000000432058_00186_27294_1755.N1	20-MAY-2007 20:11:05	Dark	43.000	31	Alp Gru	1.7340	15200.	86	27294	No
271	GOM_NL__2PRFIN20070520_201634_000000432058_00186_27294_1756.N1	20-MAY-2007 20:16:34	Dark	42.500	45	Alp Pav	1.9400	26000.	85	27294	No
272	GOM_NL__2PRFIN20070520_202332_000000412058_00186_27294_1757.N1	20-MAY-2007 20:23:32	Straylight	40.500	141	Bet Ara	2.8400	4600.0	81	27294	No
273	GOM_NL__2PRFIN20070520_202613_000000512058_00186_27294_1758.N1	20-MAY-2007 20:26:13	Straylight	50.500	40	The Sco	1.8590	7100.0	101	27294	No
274	GOM_NL__2PRFIN20070520_203014_000000492058_00186_27294_1759.N1	20-MAY-2007 20:30:14	Tw_i_and_stray	48.500	75	26Eps Sco	2.2910	4250.0	97	27294	No
275	GOM_NL__2PRFIN20070520_203311_000000602058_00186_27294_1760.N1	20-MAY-2007 20:33:11	Tw_i_and_stray	60.000	16	21Alp Sco	1.0200	3000.0	120	27294	No
276	GOM_NL__2PRFIN20070520_203540_000000422058_00186_27294_1761.N1	20-MAY-2007 20:35:40	Bright	42.000	97	8Bet1Sco	2.5610	30000.	84	27294	No
277	GOM_NL__2PRFIN20070520_203727_000000362058_00186_27294_1762.N1	20-MAY-2007 20:37:27	Bright	36.000	122	9Alp2Lib	2.7470	9700.0	72	27294	No
278	GOM_NL__2PRFIN20070520_203913_000000382058_00186_27294_1763.N1	20-MAY-2007 20:39:13	Bright	37.500	104	27Bet Lib	2.6140	13100.	75	27294	No

279	GOM_NL__2PRFIN20070520_204414_000000362058_00186_27294_1764.N1	20-MAY-2007 20:44:14	Bright	36.000	102	24Alp Ser	2.6000	4250.0	72	27294	No
280	GOM_NL__2PRFIN20070520_204737_000000352058_00186_27294_1765.N1	20-MAY-2007 20:47:37	Bright	35.000	3	16Alp Boo	-0.050000	4250.0	70	27294	No
281	GOM_NL__2PRFIN20070520_204956_000000372058_00186_27294_1766.N1	20-MAY-2007 20:49:56	Bright	37.000	83		2.3780	11000.	74	27294	No
282	GOM_NL__2PRFIN20070520_205305_000000352058_00186_27294_1767.N1	20-MAY-2007 20:53:05	Bright	34.500	180	27Gam Boo	3.0400	8000.0	69	27294	No
283	GOM_NL__2PRFIN20070520_210126_000000402058_00186_27294_1768.N1	20-MAY-2007 21:01:26	Bright	40.000	119	14Eta Dra	2.7270	4700.0	80	27294	No
284	GOM_NL__2PRFIN20070520_210318_000000382058_00186_27294_1769.N1	20-MAY-2007 21:03:18	Bright	37.500	60	7Bet UMi	2.0810	3950.0	75	27294	No
285	GOM_NL__2PRFIN20070520_210748_000000362058_00186_27294_1770.N1	20-MAY-2007 21:07:48	Bright	36.000	49	1Alp UMi	1.9900	6300.0	72	27294	No
286	GOM_NL__2PRFIN20070520_211600_000000532058_00186_27294_1771.N1	20-MAY-2007 21:16:00	Bright	53.000	76	27Gam Cas	2.3000	30000.	106	27294	No
287	GOM_NL__2PRFIN20070520_211713_000000362058_00186_27294_1772.N1	20-MAY-2007 21:17:13	Bright	35.500	68	18Alp Cas	2.2250	4500.0	71	27294	No
288	GOM_NL__2PRFIN20070520_212547_000000472058_00186_27294_1773.N1	20-MAY-2007 21:25:47	Tw_i_and_stray	46.500	58	21Alp And	2.0730	11000.	93	27294	No
289	GOM_NL__2PRFIN20070520_213006_000000442058_00186_27294_1774.N1	20-MAY-2007 21:30:06	Dark	44.000	140	88Gam Peg	2.8340	26000.	88	27294	No
290	GOM_NL__2PRFIN20070520_213852_000000432058_00186_27294_1775.N1	20-MAY-2007 21:38:52	Dark	43.000	52	16Bet Cet	2.0370	4500.0	86	27294	No
291	GOM_NL__2PRFIN20070520_214557_000000552058_00186_27294_1776.N1	20-MAY-2007 21:45:57	Dark	55.000	18	24Alp PsA	1.1660	9700.0	110	27294	No
292	GOM_NL__2PRFIN20070520_215006_000000572058_00186_27294_1777.N1	20-MAY-2007 21:50:06	Dark	56.500	63	Bet Gru	2.1500	2800.0	113	27294	No
293	GOM_NL__2PRFIN20070520_215142_000000442058_00187_27295_1766.N1	20-MAY-2007 21:51:42	Dark	43.500	31	Alp Gru	1.7340	15200.	87	27295	No
294	GOM_NL__2PRFIN20070520_215710_000000432058_00187_27295_1767.N1	20-MAY-2007 21:57:10	Dark	42.500	45	Alp Pav	1.9400	26000.	85	27295	No
295	GOM_NL__2PRFIN20070520_220408_000000422058_00187_27295_1768.N1	20-MAY-2007 22:04:08	Straylight	42.000	141	Bet Ara	2.8400	4600.0	84	27295	No
296	GOM_NL__2PRFIN20070520_220650_000000492058_00187_27295_1769.N1	20-MAY-2007 22:06:50	Straylight	49.000	40	The Sco	1.8590	7100.0	98	27295	No
297	GOM_NL__2PRFIN20070520_221051_000000502058_00187_27295_1770.N1	20-MAY-2007 22:10:51	Tw_i_and_stray	49.500	75	26Eps Sco	2.2910	4250.0	99	27295	No
298	GOM_NL__2PRFIN20070520_221347_000000562058_00187_27295_1771.N1	20-MAY-2007 22:13:47	Tw_i_and_stray	56.000	16	21Alp Sco	1.0200	3000.0	112	27295	No
299	GOM_NL__2PRFIN20070520_221616_000000422058_00187_27295_1772.N1	20-MAY-2007 22:16:16	Bright	41.500	97	8Bet1Sco	2.5610	30000.	83	27295	No
300	GOM_NL__2PRFIN20070520_221803_000000372058_00187_27295_1773.N1	20-MAY-2007 22:18:03	Bright	37.000	122	9Alp2Lib	2.7470	9700.0	74	27295	No
301	GOM_NL__2PRFIN20070520_221949_000000382058_00187_27295_1774.N1	20-MAY-2007 22:19:49	Bright	37.500	104	27Bet Lib	2.6140	13100.	75	27295	No
302	GOM_NL__2PRFIN20070520_222450_000000362058_00187_27295_1775.N1	20-MAY-2007 22:24:50	Bright	36.000	102	24Alp Ser	2.6000	4250.0	72	27295	No
303	GOM_NL__2PRFIN20070520_222813_000000352058_00187_27295_1776.N1	20-MAY-2007 22:28:13	Bright	35.000	3	16Alp Boo	-0.050000	4250.0	70	27295	No
304	GOM_NL__2PRFIN20070520_223032_000000372058_00187_27295_1777.N1	20-MAY-2007 22:30:32	Bright	37.000	83		2.3780	11000.	74	27295	No
305	GOM_NL__2PRFIN20070520_223341_000000352058_00187_27295_1778.N1	20-MAY-2007 22:33:41	Bright	34.500	180	27Gam Boo	3.0400	8000.0	69	27295	No
306	GOM_NL__2PRFIN20070520_224201_000000392058_00187_27295_1779.N1	20-MAY-2007 22:42:01	Bright	39.000	119	14Eta Dra	2.7270	4700.0	78	27295	No
307	GOM_NL__2PRFIN20070520_224354_000000382058_00187_27295_1780.N1	20-MAY-2007 22:43:54	Bright	37.500	60	7Bet UMi	2.0810	3950.0	75	27295	No
308	GOM_NL__2PRFIN20070520_224824_000000332058_00187_27295_1781.N1	20-MAY-2007 22:48:24	Bright	33.000	49	1Alp UMi	1.9900	6300.0	66	27295	No
309	GOM_NL__2PRFIN20070520_225636_000000402058_00187_27295_1782.N1	20-MAY-2007 22:56:36	Bright	40.000	76	27Gam Cas	2.3000	30000.	80	27295	No
310	GOM_NL__2PRFIN20070520_225749_000000542058_00187_27295_1783.N1	20-MAY-2007 22:57:49	Bright	54.000	68	18Alp Cas	2.2250	4500.0	108	27295	No
311	GOM_NL__2PRFIN20070520_230623_000000472058_00187_27295_1784.N1	20-MAY-2007 23:06:23	Tw_i_and_stray	46.500	58	21Alp And	2.0730	11000.	93	27295	No
312	GOM_NL__2PRFIN20070520_231043_000000442058_00187_27295_1785.N1	20-MAY-2007 23:10:43	Dark	43.500	140	88Gam Peg	2.8340	26000.	87	27295	No
313	GOM_NL__2PRFIN20070520_231929_000000452058_00187_27295_1786.N1	20-MAY-2007 23:19:29	Dark	44.500	52	16Bet Cet	2.0370	4500.0	89	27295	No
314	GOM_NL__2PRFIN20070520_232634_000000472058_00187_27295_1787.N1	20-MAY-2007 23:26:34	Dark	46.500	18	24Alp PsA	1.1660	9700.0	93	27295	No
315	GOM_NL__2PRFIN20070520_233043_000000582058_00187_27295_1788.N1	20-MAY-2007 23:30:43	Dark	58.000	63	Bet Gru	2.1500	2800.0	116	27295	No
316	GOM_NL__2PRFIN20070520_233219_000000452058_00188_27296_1788.N1	20-MAY-2007 23:32:19	Dark	44.500	31	Alp Gru	1.7340	15200.	89	27296	No
317	GOM_NL__2PRFIN20070520_233747_000000412058_00188_27296_1789.N1	20-MAY-2007 23:37:47	Dark	41.000	45	Alp Pav	1.9400	26000.	82	27296	No
318	GOM_NL__2PRFIN20070520_234444_000000452058_00188_27296_1790.N1	20-MAY-2007 23:44:44	Straylight	44.500	141	Bet Ara	2.8400	4600.0	89	27296	No
319	GOM_NL__2PRFIN20070520_234726_000000502058_00188_27296_1791.N1	20-MAY-2007 23:47:26	Straylight	50.000	40	The Sco	1.8590	7100.0	100	27296	No
320	GOM_NL__2PRFIN20070520_235127_000000492058_00188_27296_1792.N1	20-MAY-2007 23:51:27	Tw_i_and_stray	48.500	75	26Eps Sco	2.2910	4250.0	97	27296	No
321	GOM_NL__2PRFIN20070520_235423_000000532058_00188_27296_1793.N1	20-MAY-2007 23:54:23	Tw_i_and_stray	53.000	16	21Alp Sco	1.0200	3000.0	106	27296	No
322	GOM_NL__2PRFIN20070520_235652_000000422058_00188_27296_1794.N1	20-MAY-2007 23:56:52	Bright	42.000	97	8Bet1Sco	2.5610	30000.	84	27296	No
323	GOM_NL__2PRFIN20070520_235839_000000372058_00188_27296_1795.N1	20-MAY-2007 23:58:39	Bright	37.000	122	9Alp2Lib	2.7470	9700.0	74	27296	No

3. Quality information per product

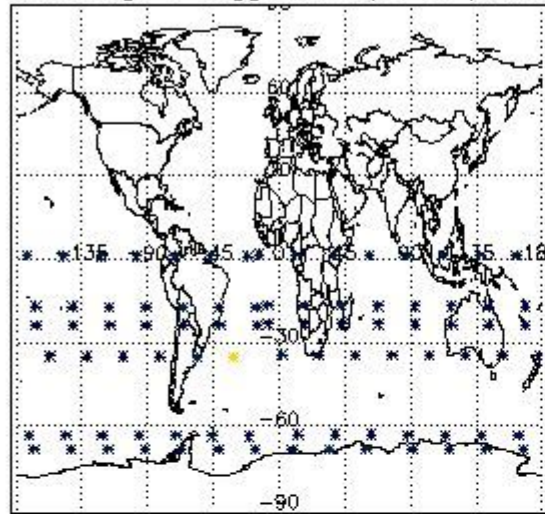
In this section it is plotted some information contained in the Quality Summary data set of the level 2 products. Only products in dark limb conditions and without errors (error flag in the MPH set to "0") are used.

3.1 Plot quality information per product (time dependant)

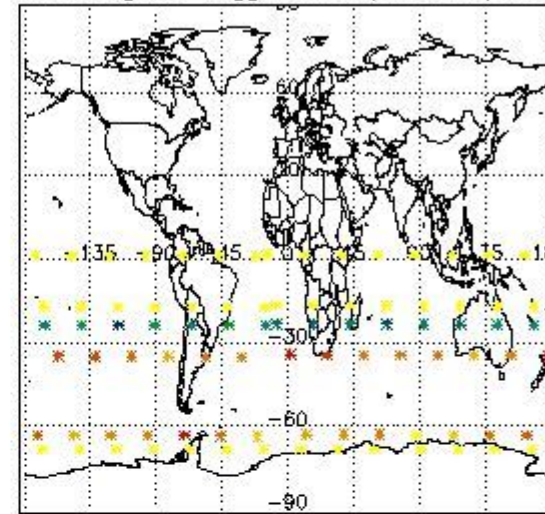


3.2 Plot quality information per product (world map)

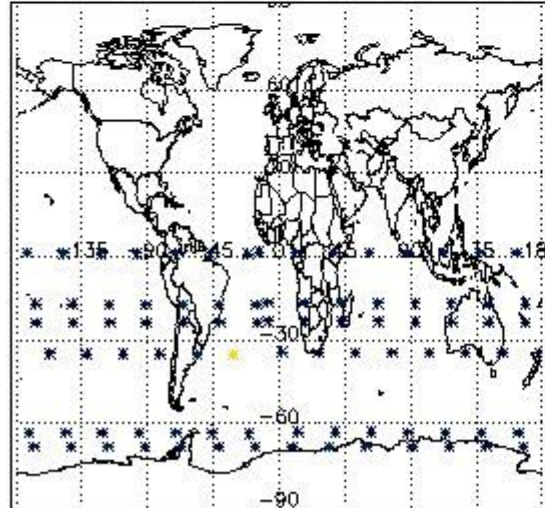
Percentage of flagged data per O3 profile



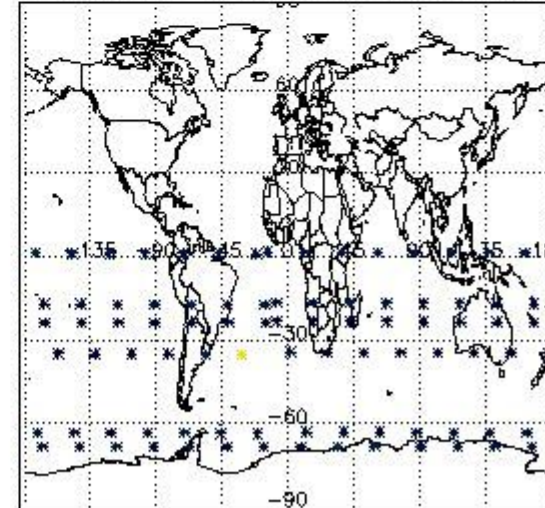
Percentage of flagged data per H2O profile



Percentage of flagged data per NO2 profile



Percentage of flagged data per NO3 profile

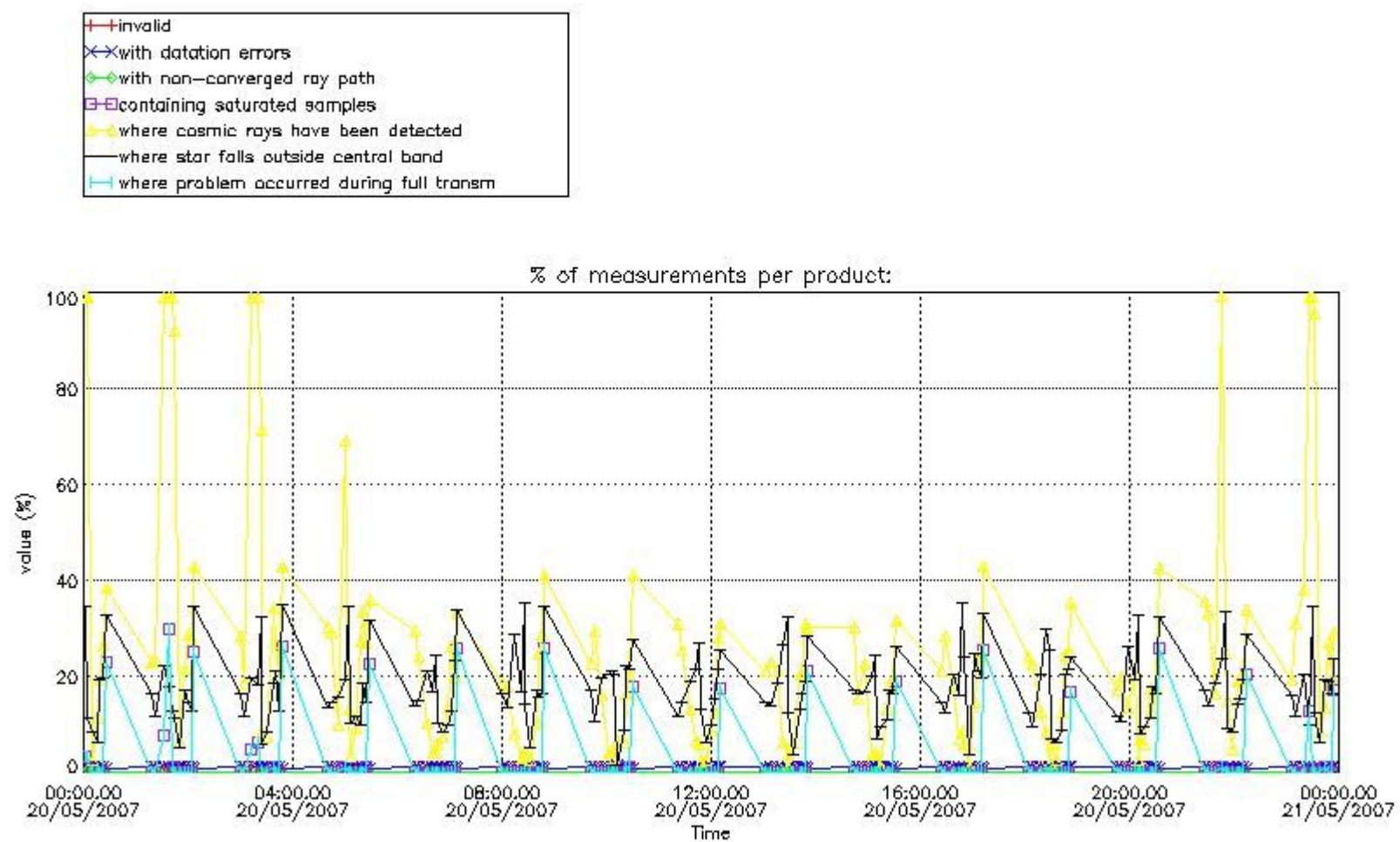


4. Level 1 quality information per product

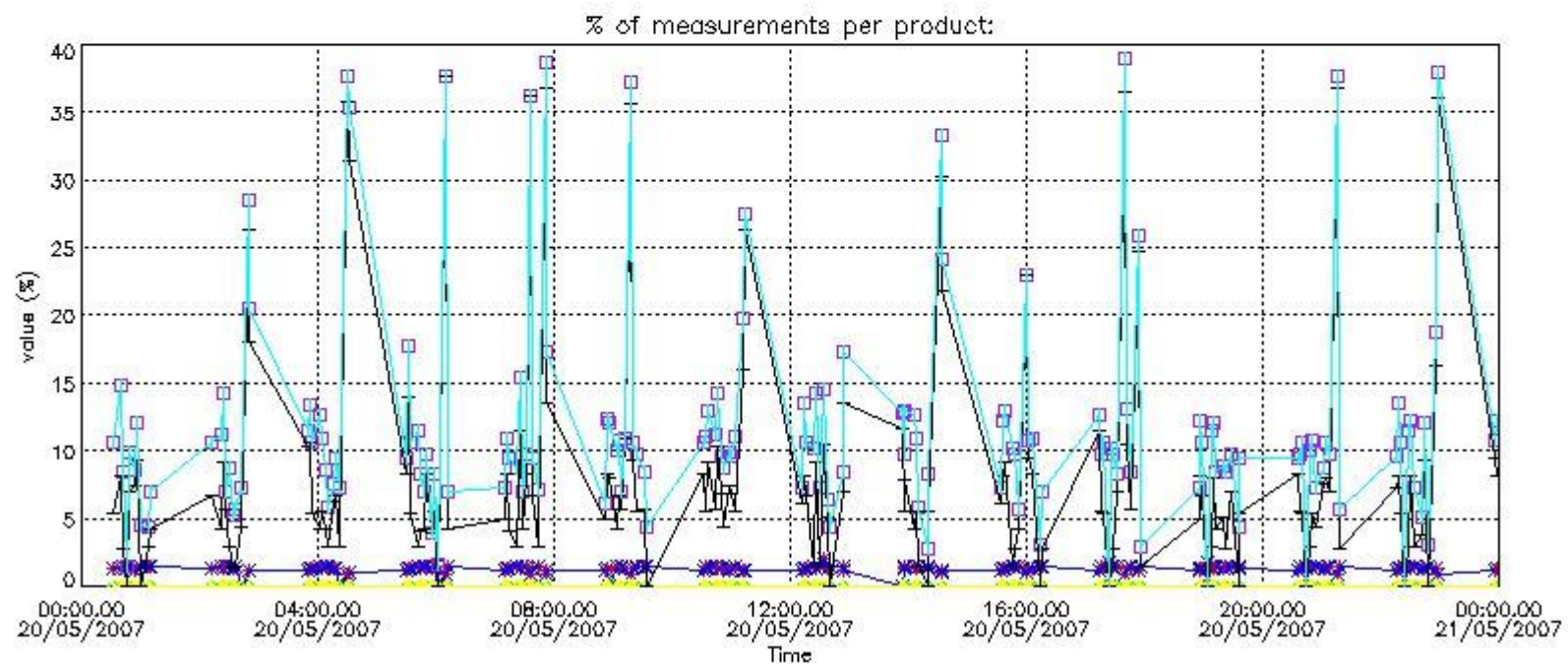
In this section it is plotted some information contained in the Quality Summary data set of the level 2 products that comes from the level 1b processing. Products without errors (error flag in the MPH set to "0") are used.

4.1 Plot quality information per product (time dependant) coming from level 1b processing

4.1.1 Plot level 1 quality information per product (time dependant): ENVISAT ASCENDING passes

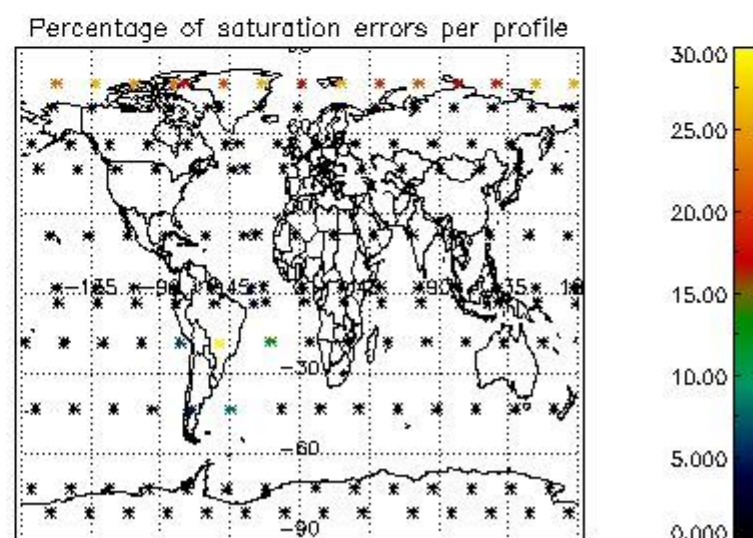
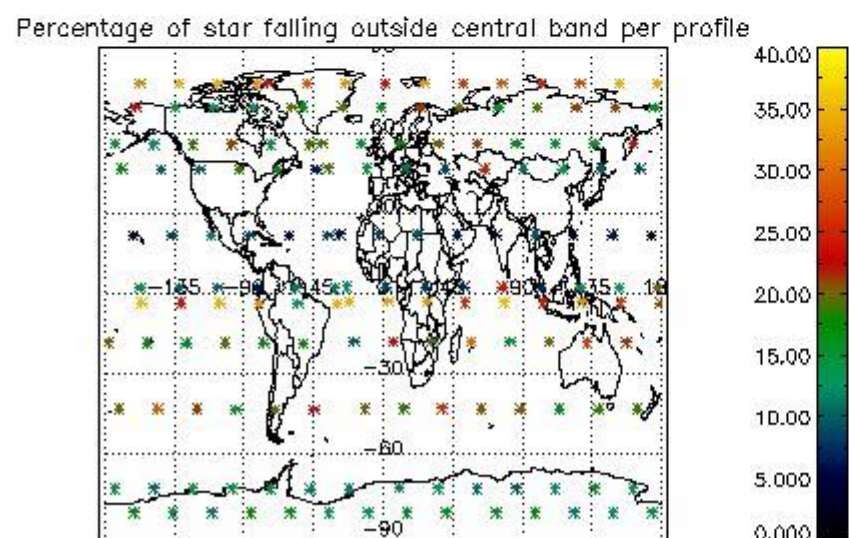
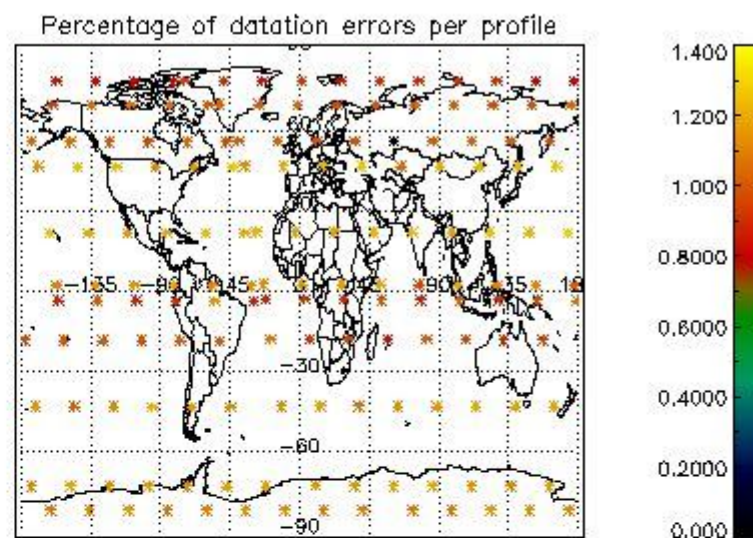
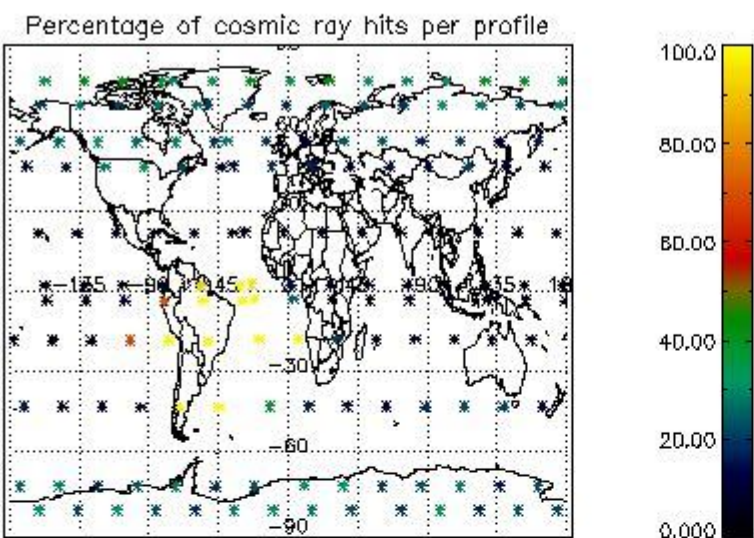


4.1.2 Plot level 1 quality information per product (time dependant): ENVI SAT DESCENDING passes

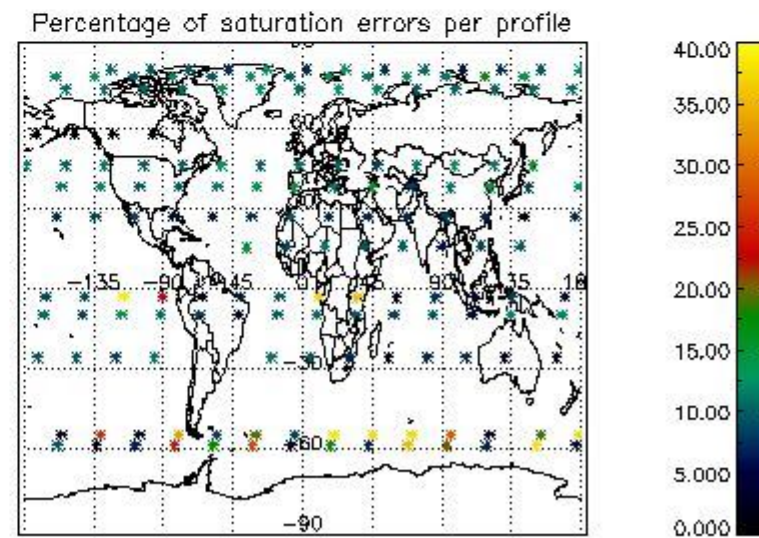
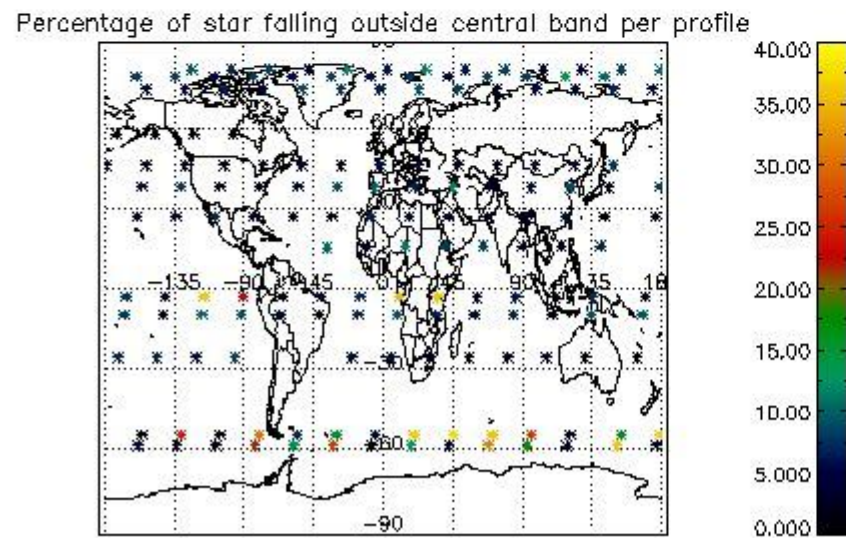
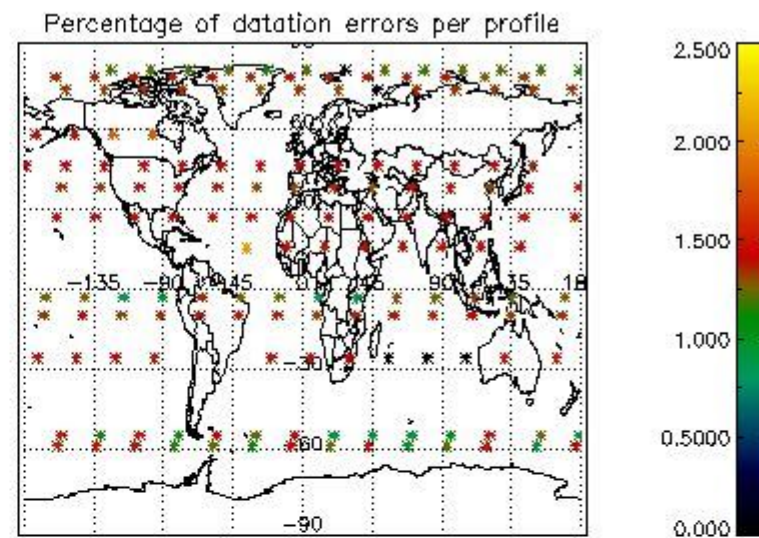
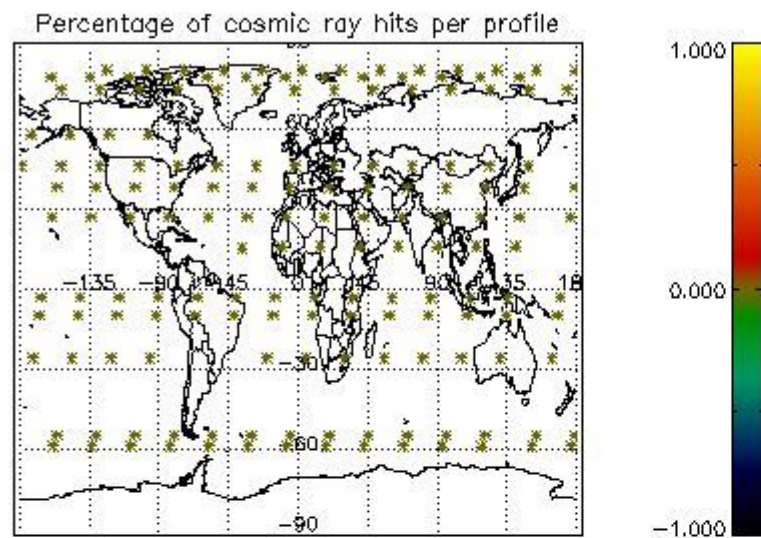


4.2 Plot quality information per product coming from level 1b processing (world map)

4.2.1 Plot level 1 quality information per product (world map): ENVISAT ASCENDING passes



4.2.2 Plot level 1 quality information per product (world map): ENVISAT DESCENDING passes



5. Trace gas profiles

5.1 Ozone statistics based on quality of products

The final quality of the products can be "measured" using the STD (Standard Deviation) attached to every point profile. This information is written to the parameter GOM_NL__2P/NL_LOCAL_SPECIES_DENSITY/o3_std of the level 2 products. The table below shows the statistics for given STD ranges.

The statistics are given with respect to the overall valid production:

- Products without fatal errors: GOM_NL__2P/MPH/PRODUCT_ERR=0
- Valid point profile: GOM_NL__2P/NL_LOCAL_SPECIES_DENSITY/pcd(0)=0

The 'Criteria' is applied to valid points of dark limb products:

- Products in dark limb illumination condition: GOM_NL__2P/NL_SUMMARY_QUALITY/obs_ill_cond=0
- Products without fatal errors: GOM_NL__2P/MPH/PRODUCT_ERR=0
- Valid point profile: GOM_NL__2P/NL_LOCAL_SPECIES_DENSITY/pcd(0)=0

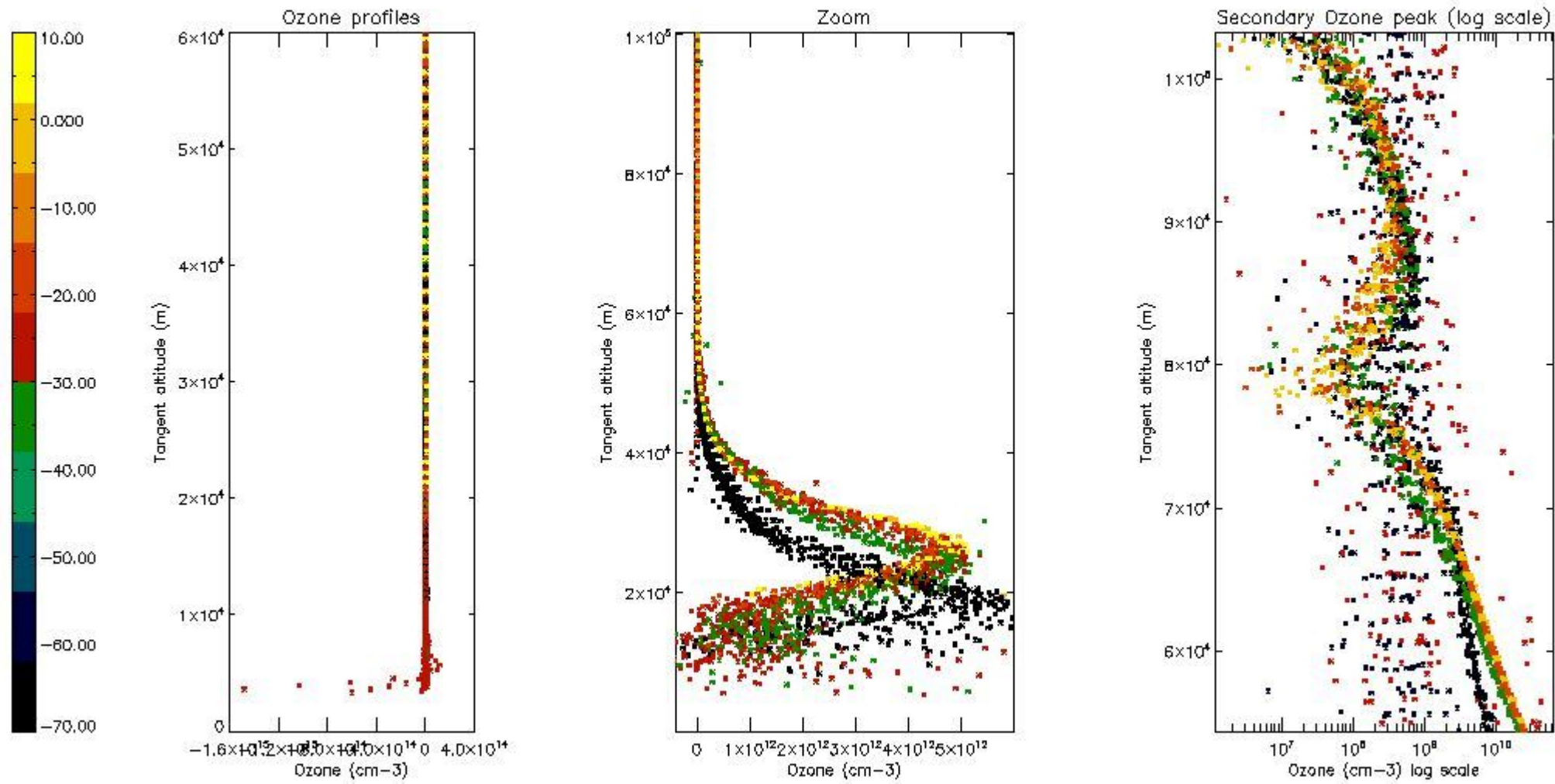
So, the table below shows the percentage of dark limb and valid observations for each criteria with respect to the overall valid daily observations.

Criteria	% of total production
All STD	30
STD < 20	16

STD < 10	12
STD < 5	8

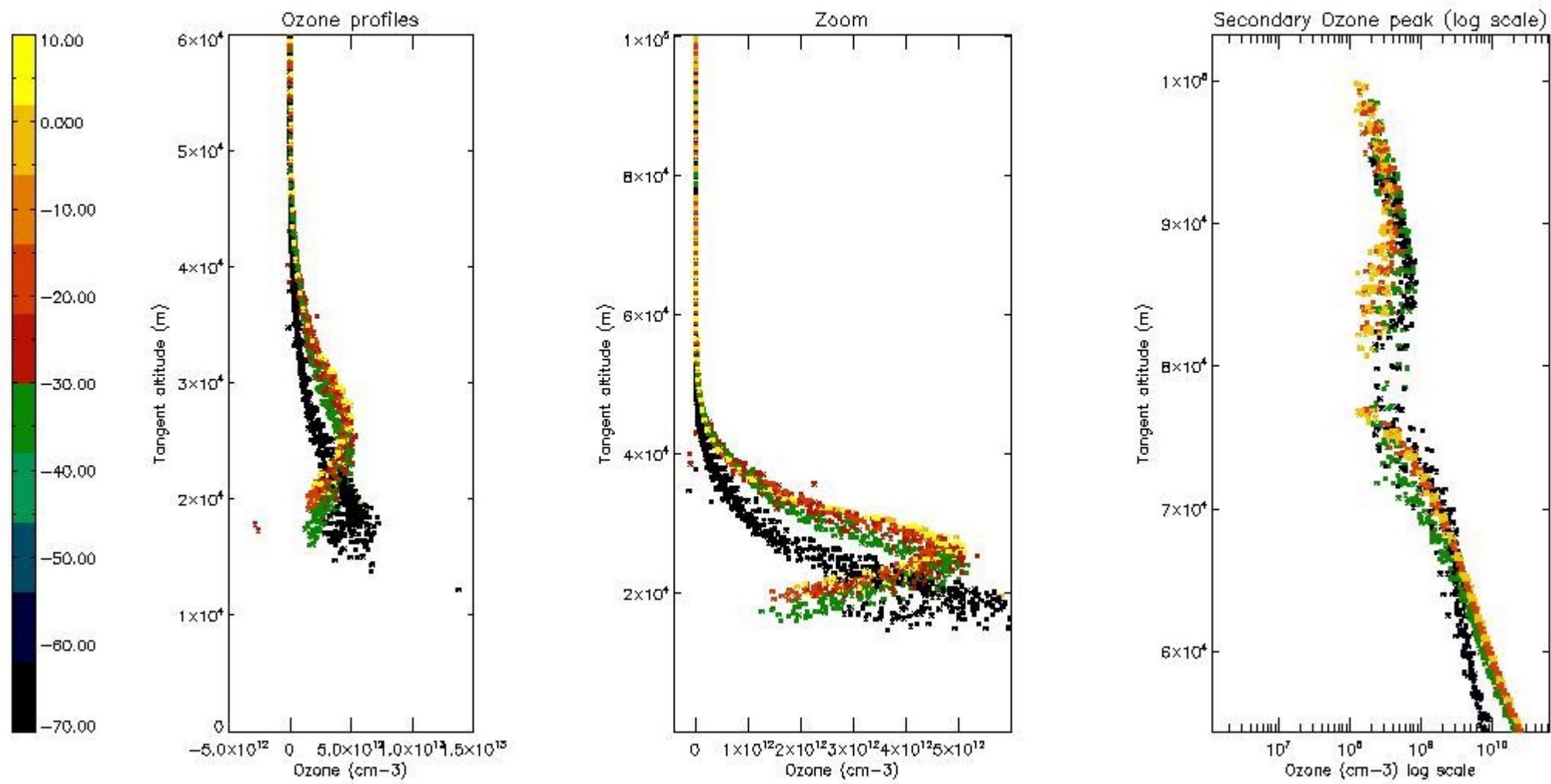
5.2 Plot ozone profiles for all STD (dark without errors)

The colorbar represents the latitude.



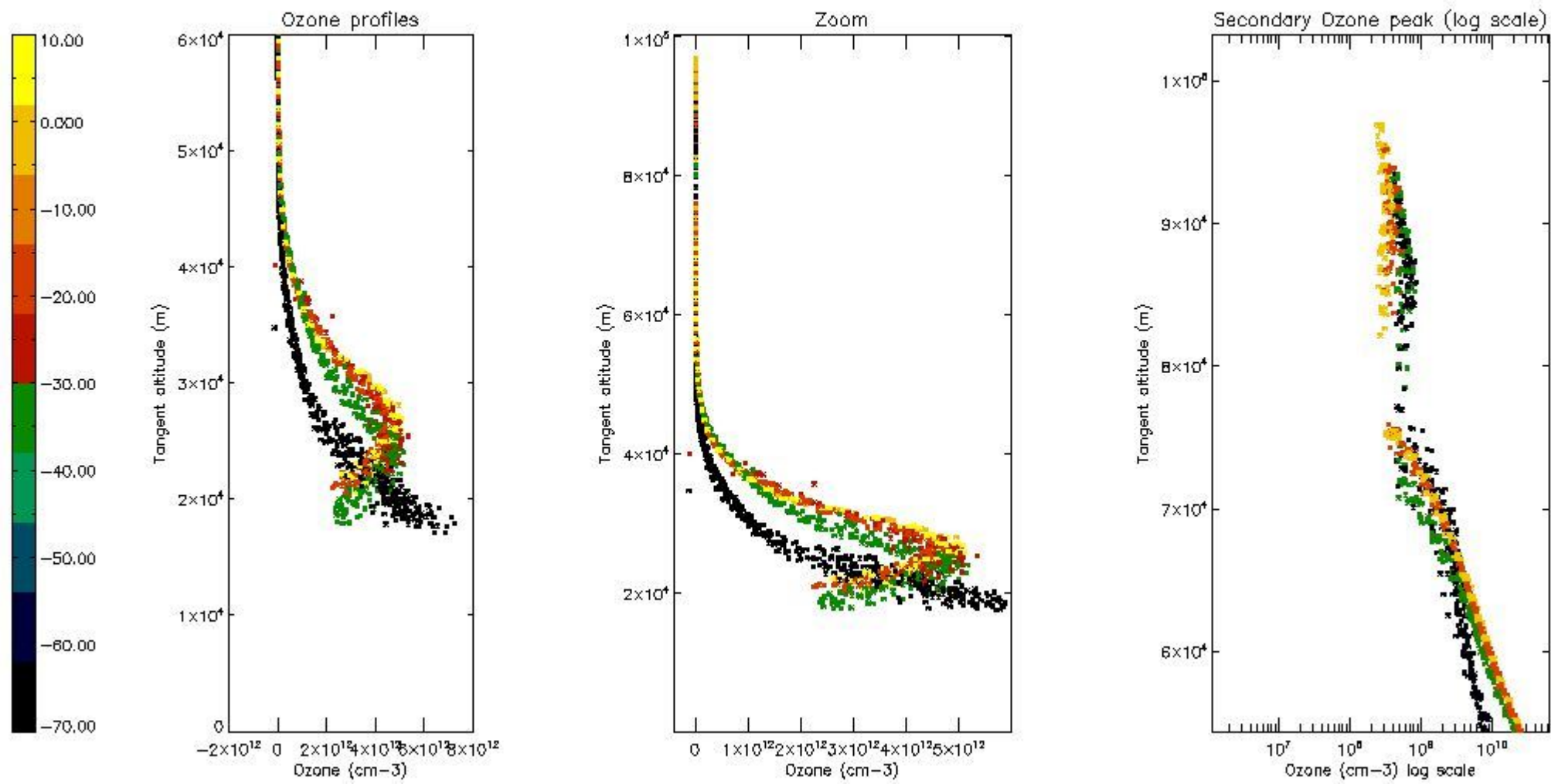
5.3 Plot ozone profiles where STD < 20% (dark without errors)

The colorbar represents the latitude.



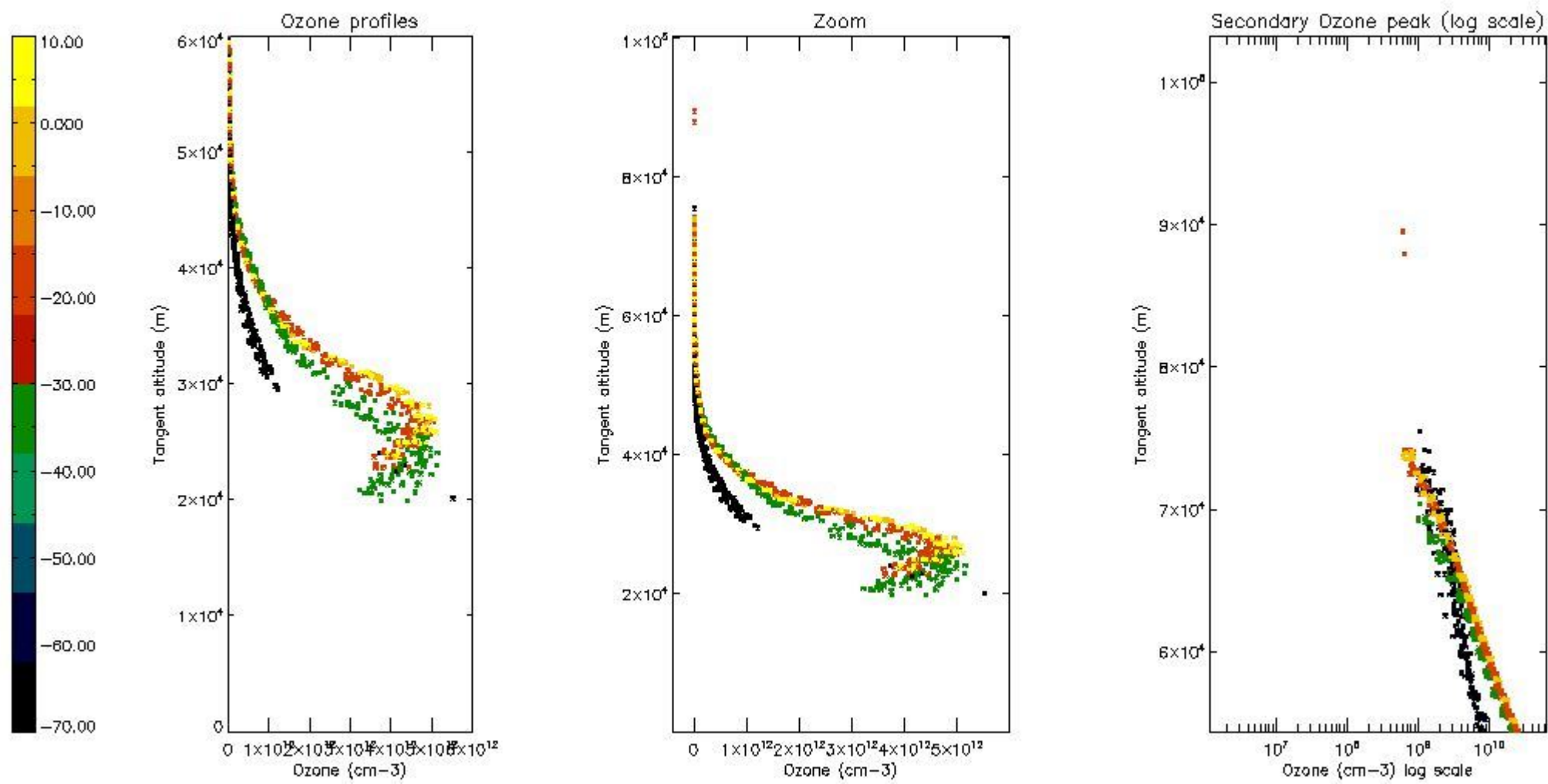
5.4 Plot ozone profiles where STD < 10% (dark without errors)

The colorbar represents the latitude.



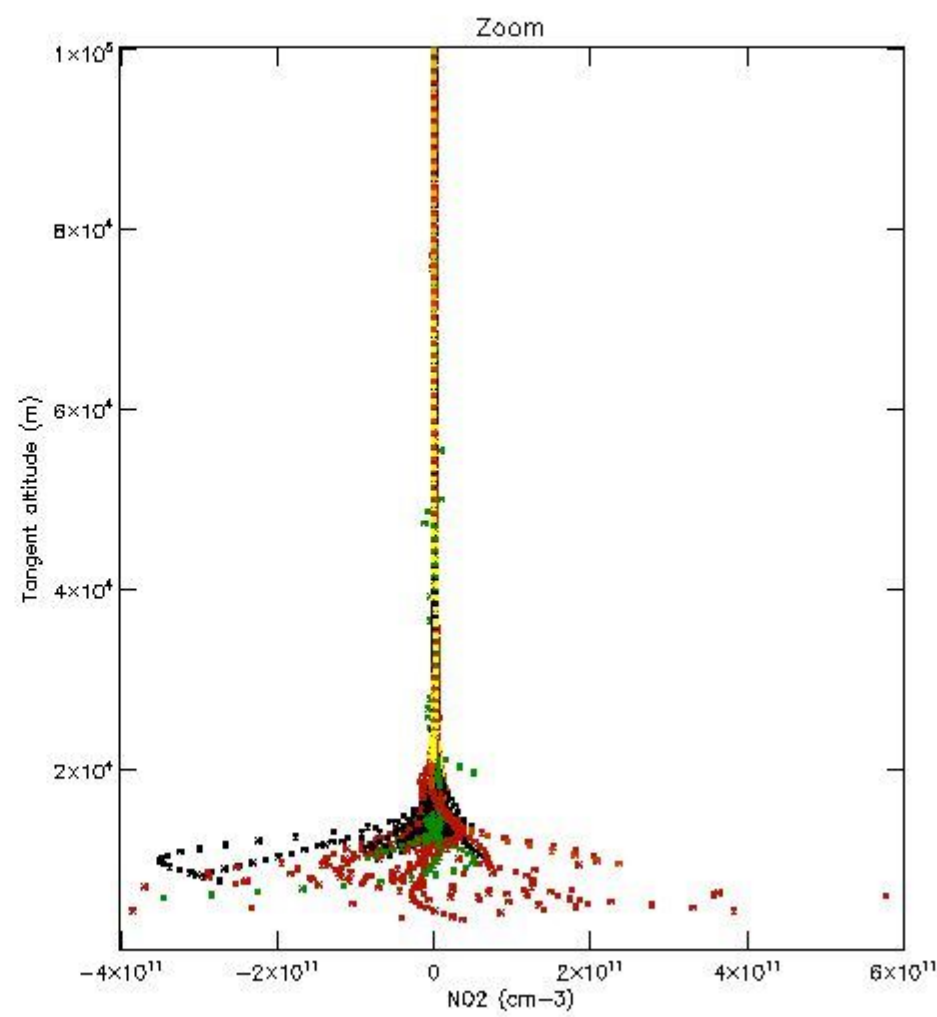
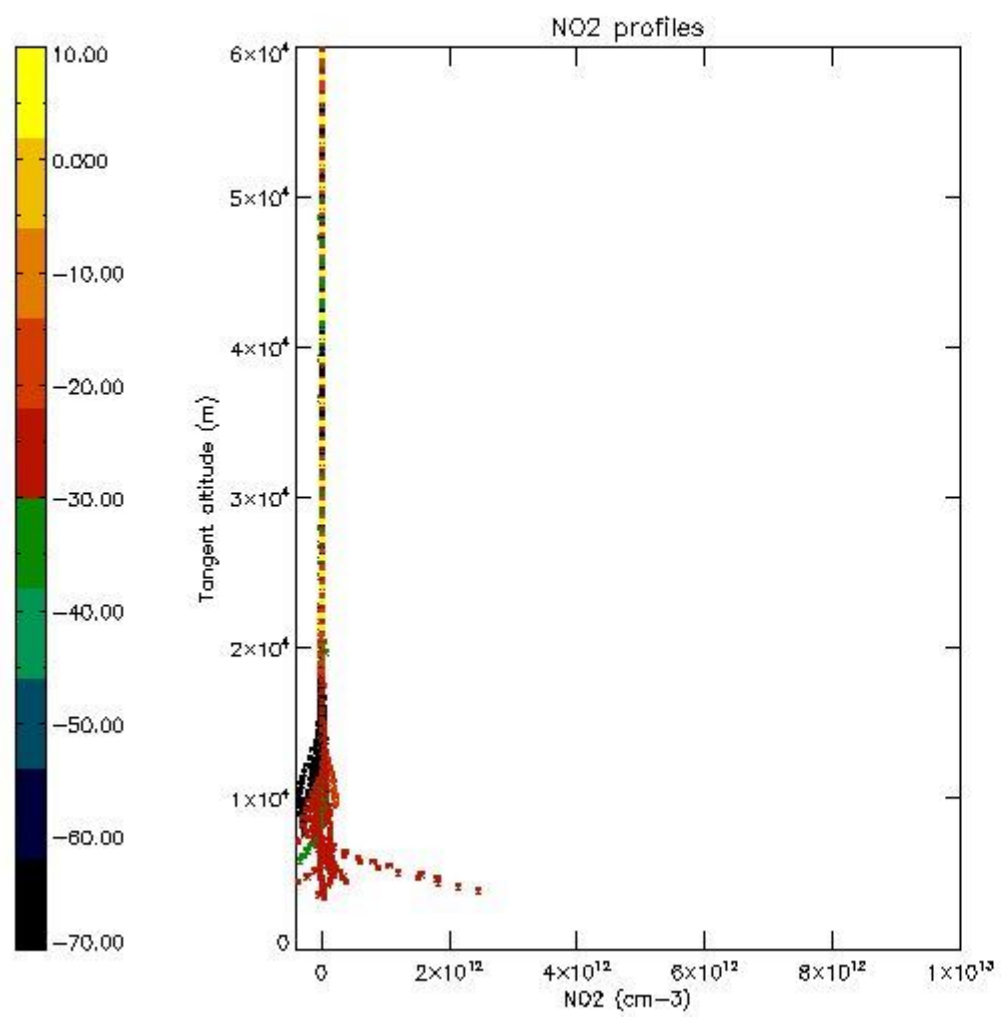
5.5 Plot ozone profiles where STD < 5% (dark without errors)

The colorbar represents the latitude.



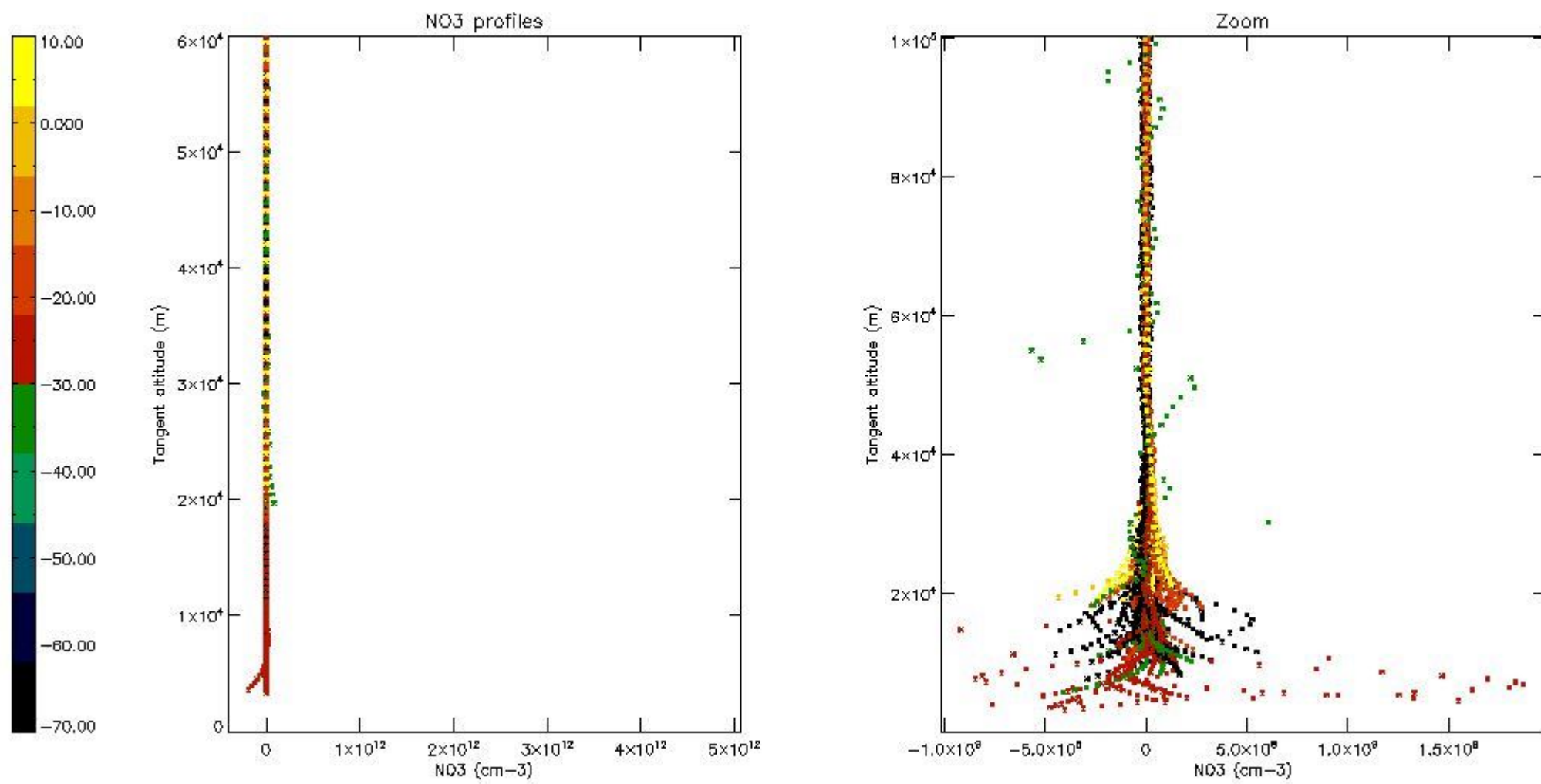
5.6 Plot NO₂ profiles for all STD (dark without errors)

The colorbar represents the latitude.



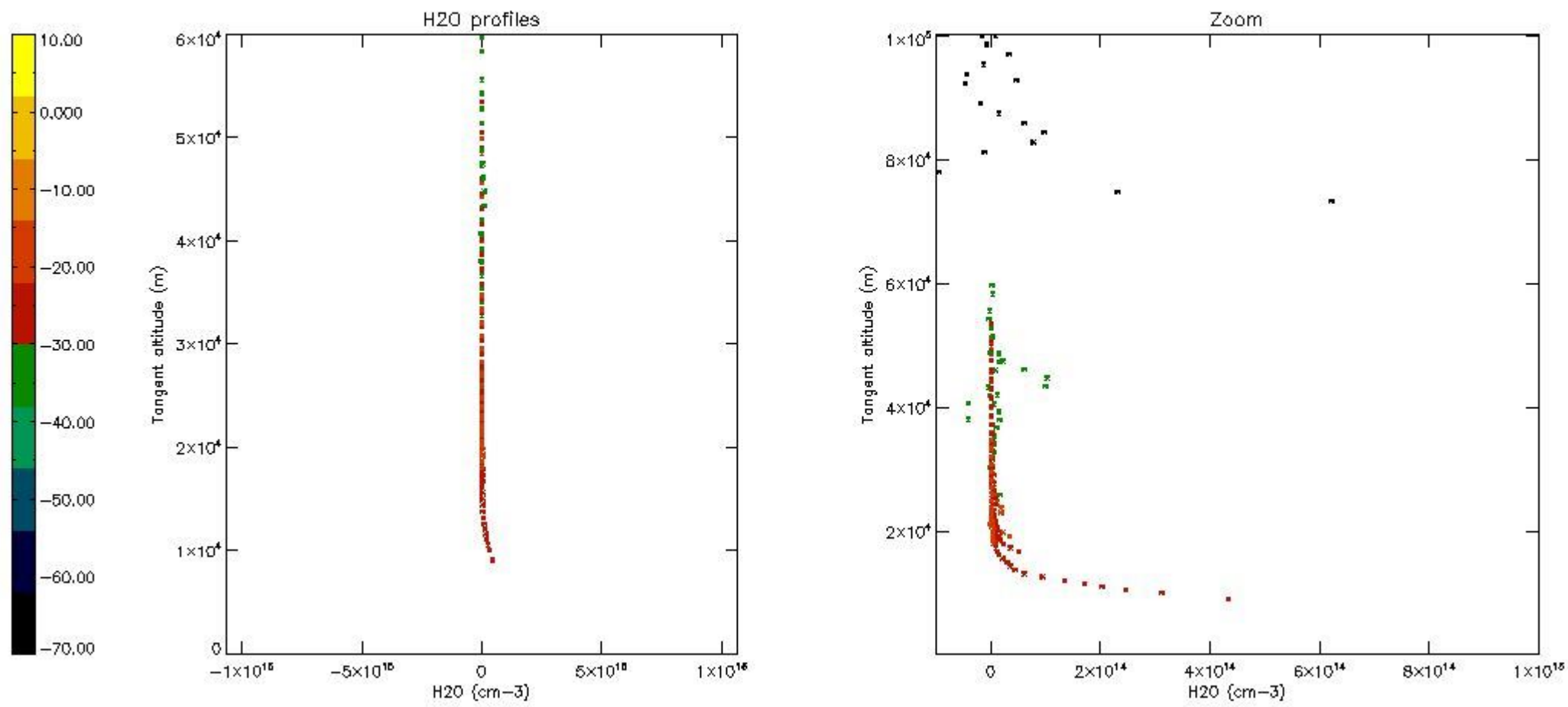
5.7 Plot NO3 profiles for all STD (dark without errors)

The colorbar represents the latitude.



5.8 Plot H2O profiles for all STD (only for occultations of stars 1,2,3,4,13,14,16,26,63 dark without errors)

The colorbar represents the latitude.



6. Auxiliary Data Files used for the production reported in section 2

The number reported in the third column indicates since which file (see list in section 2) the corresponding auxiliary file has been used. The fourth column is the date of those product files.

Type	Auxiliary Filename	Used since product	Used since product date
INST_PHYS_CHARACTERISTICS	GOM_INS_AXVIEC20091111_143220_20030716_120000_20500101_000000	1	20-MAY-2007 00:02:10
LEVEL-2_PROC_CONFIG	GOM_PR2_AXVIEC20091111_152718_20020301_000000_20500101_000000	1	20-MAY-2007 00:02:10
CROSS_SECTIONS_FILE	GOM_CRS_AXVIEC20091111_154832_20020301_000000_20500101_000000	1	20-MAY-2007 00:02:10

GOMOS Level 2 Daily Report

SUMMARY

[1. General Info](#)

[2. Summary of processed GOM_NL_2P products](#)

[3. Level 2 Quality information per product](#)

[3.1 Plot of level 2 quality information per product \(time dependant\)](#)

[3.2 Plot of level 2 quality information per product \(world map\)](#)

[4. Level 1 Quality information per product \(stored on level 2 products\)](#)

[4.1 Plot of level 1 quality information per product \(time dependant\)](#)

[4.1.1 Plot of level 1 quality information per product \(time dependant\): ASCENDING](#)

[4.1.2 Plot of level 1 quality information per product \(time dependant\): DESCENDING](#)

[4.2 Plot of level 1 quality information per product \(world map\)](#)

[4.2.1 Plot of level 1 quality information per product \(world map\): ASCENDING](#)

[4.2.2 Plot of level 1 quality information per product \(world map\): DESCENDING](#)

[5. Ozone profiles based on quality statistics and other trace gas profiles](#)

[5.1 Ozone statistics based on quality of products](#)

[5.2 Plot ozone profiles for all STD \(dark without errors\)](#)

[5.3 Plot ozone profiles where STD < 20% \(dark without errors\)](#)

[5.4. Plot ozone profiles where STD < 10% \(dark without errors\)](#)

[5.5. Plot ozone profiles where STD < 5% \(dark without errors\)](#)

[5.6 Plot NO2 profiles for all STD \(dark without errors\)](#)

[5.7 Plot NO3 profiles for all STD \(dark without errors\)](#)

[5.8 Plot H2O profiles \(only for occultations of stars 1,2,3,4,13,14,16,26,63 dark without errors\) for all STD](#)

[6. Auxiliary Data Files used for the production reported in section 2](#)

This report presents the daily analysis on parameters extracted from GOMOS level 2 data (GOM_NL__2P). It is intended to monitor some important parameters that will impact the quality of these products. A list of level 2 products (and content) that have arrived during the reporting day to the PCF is also given.

Item	Value
Time of report generation	22APR2013 19:47:16
Data source version	GOMOS/6.01
Start time of products	20-05-2007 (20MAY2007 00:00:00)
Stop time of products	21-05-2007 (21MAY2007 00:00:00)
Store outputs in DB	Yes
Nb of level 2 prods	323
Nb of prods with errors	0

2. Summary of processed GOM_NL__2P products.

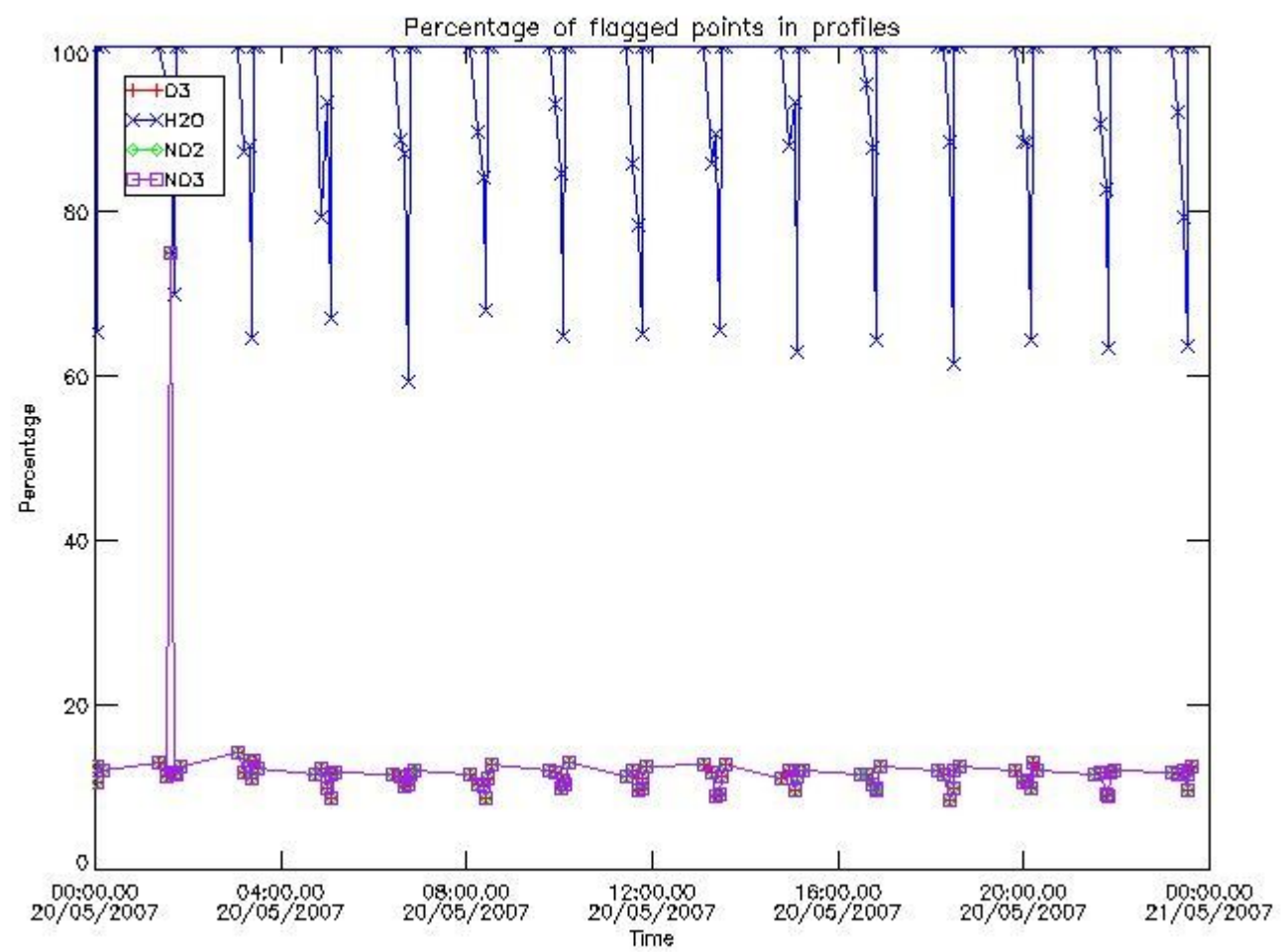
Nr	Filename	UTC Start time	Limb	Duration	Star Id	Star Name	Star Mag	Star Temp	Nb Meas	Orbit	Prod. error
1	GOM_NL__2PRFIN20070520_000210_000000582058_00173_27281_1476.N1	20-MAY-2007 00:02:10	Dark	58.000	63	Bet Gru	2.1500	2800.0	116	27281	No
2	GOM_NL__2PRFIN20070520_000344_000000452058_00174_27282_1465.N1	20-MAY-2007 00:03:44	Dark	44.500	31	Alp Gru	1.7340	15200.	89	27282	No
3	GOM_NL__2PRFIN20070520_000914_000000422058_00174_27282_1466.N1	20-MAY-2007 00:09:14	Dark	42.000	45	Alp Pav	1.9400	26000.	84	27282	No
4	GOM_NL__2PRFIN20070520_001615_000000402058_00174_27282_1467.N1	20-MAY-2007 00:16:15	Straylight	39.500	141	Bet Ara	2.8400	4600.0	79	27282	No
5	GOM_NL__2PRFIN20070520_001855_000000522058_00174_27282_1468.N1	20-MAY-2007 00:18:55	Straylight	51.500	40	The Sco	1.8590	7100.0	103	27282	No
6	GOM_NL__2PRFIN20070520_002258_000000512058_00174_27282_1469.N1	20-MAY-2007 00:22:58	Twilight	51.000	75	26Eps Sco	2.2910	4250.0	102	27282	No
7	GOM_NL__2PRFIN20070520_002556_000000612058_00174_27282_1470.N1	20-MAY-2007 00:25:56	Twilight	61.000	16	21Alp Sco	1.0200	3000.0	122	27282	No
8	GOM_NL__2PRFIN20070520_003201_000000382058_00174_27282_1471.N1	20-MAY-2007 00:32:01	Bright	37.500	104	27Bet Lib	2.6140	13100.	75	27282	No
9	GOM_NL__2PRFIN20070520_004025_000000372058_00174_27282_1472.N1	20-MAY-2007 00:40:25	Bright	37.000	3	16Alp Boo	-0.050000	4250.0	74	27282	No
10	GOM_NL__2PRFIN20070520_004246_000000362058_00174_27282_1473.N1	20-MAY-2007 00:42:46	Bright	35.500	83		2.3780	11000.	71	27282	No
11	GOM_NL__2PRFIN20070520_004555_000000342058_00174_27282_1474.N1	20-MAY-2007 00:45:55	Bright	33.500	180	27Gam Boo	3.0400	8000.0	67	27282	No
12	GOM_NL__2PRFIN20070520_004857_000000362058_00174_27282_1475.N1	20-MAY-2007 00:48:57	Bright	35.500	39	85Eta UMa	1.8540	24000.	71	27282	No
13	GOM_NL__2PRFIN20070520_005420_000000412058_00174_27282_1476.N1	20-MAY-2007 00:54:20	Bright	40.500	119	14Eta Dra	2.7270	4700.0	81	27282	No
14	GOM_NL__2PRFIN20070520_005608_000000382058_00174_27282_1477.N1	20-MAY-2007 00:56:08	Bright	37.500	60	7Bet UMi	2.0810	3950.0	75	27282	No
15	GOM_NL__2PRFIN20070520_010037_000000342058_00174_27282_1478.N1	20-MAY-2007 01:00:37	Bright	33.500	49	1Alp UMi	1.9900	6300.0	67	27282	No
16	GOM_NL__2PRFIN20070520_010849_000000352058_00174_27282_1479.N1	20-MAY-2007 01:08:49	Bright	34.500	76	27Gam Cas	2.3000	30000.	69	27282	No
17	GOM_NL__2PRFIN20070520_011002_000000362058_00174_27282_1480.N1	20-MAY-2007 01:10:02	Bright	36.000	68	18Alp Cas	2.2250	4500.0	72	27282	No
18	GOM_NL__2PRFIN20070520_011834_000000462058_00174_27282_1481.N1	20-MAY-2007 01:18:34	Twilight	46.000	58	21Alp And	2.0730	11000.	92	27282	No
19	GOM_NL__2PRFIN20070520_012251_000000432058_00174_27282_1482.N1	20-MAY-2007 01:22:51	Dark	43.000	140	88Gam Peg	2.8340	26000.	86	27282	No
20	GOM_NL__2PRFIN20070520_013136_000000452058_00174_27282_1483.N1	20-MAY-2007 01:31:36	Dark	45.000	52	16Bet Cet	2.0370	4500.0	90	27282	No
21	GOM_NL__2PRFIN20070520_013835_000000512058_00174_27282_1484.N1	20-MAY-2007 01:38:35	Dark	50.500	18	24Alp PsA	1.1660	9700.0	101	27282	No
22	GOM_NL__2PRFIN20070520_014246_000000442058_00174_27282_1485.N1	20-MAY-2007 01:42:46	Dark	43.500	63	Bet Gru	2.1500	2800.0	87	27282	No
23	GOM_NL__2PRFIN20070520_014421_000000452058_00175_27283_1580.N1	20-MAY-2007 01:44:21	Dark	44.500	31	Alp Gru	1.7340	15200.	89	27283	No
24	GOM_NL__2PRFIN20070520_014951_000000412058_00175_27283_1581.N1	20-MAY-2007 01:49:51	Dark	40.500	45	Alp Pav	1.9400	26000.	81	27283	No
25	GOM_NL__2PRFIN20070520_015651_000000442058_00175_27283_1582.N1	20-MAY-2007 01:56:51	Straylight	44.000	141	Bet Ara	2.8400	4600.0	88	27283	No
26	GOM_NL__2PRFIN20070520_015931_000000492058_00175_27283_1583.N1	20-MAY-2007 01:59:31	Straylight	48.500	40	The Sco	1.8590	7100.0	97	27283	No
27	GOM_NL__2PRFIN20070520_020334_000000472058_00175_27283_1584.N1	20-MAY-2007 02:03:34	Twilight	47.000	75	26Eps Sco	2.2910	4250.0	94	27283	No
28	GOM_NL__2PRFIN20070520_020633_000000622058_00175_27283_1585.N1	20-MAY-2007 02:06:33	Twilight	62.000	16	21Alp Sco	1.0200	3000.0	124	27283	No
29	GOM_NL__2PRFIN20070520_021237_000000382058_00175_27283_1586.N1	20-MAY-2007 02:12:37	Bright	37.500	104	27Bet Lib	2.6140	13100.	75	27283	No
30	GOM_NL__2PRFIN20070520_022101_000000362058_00175_27283_1587.N1	20-MAY-2007 02:21:01	Bright	35.500	3	16Alp Boo	-0.050000	4250.0	71	27283	No
31	GOM_NL__2PRFIN20070520_022322_000000392058_00175_27283_1588.N1	20-MAY-2007 02:23:22	Bright	38.500	83		2.3780	11000.	77	27283	No
32	GOM_NL__2PRFIN20070520_022631_000000362058_00175_27283_1589.N1	20-MAY-2007 02:26:31	Bright	35.500	180	27Gam Boo	3.0400	8000.0	71	27283	No
33	GOM_NL__2PRFIN20070520_022933_000000352058_00175_27283_1590.N1	20-MAY-2007 02:29:33	Bright	34.500	39	85Eta UMa	1.8540	24000.	69	27283	No
34	GOM_NL__2PRFIN20070520_023455_000000382058_00175_27283_1591.N1	20-MAY-2007 02:34:55	Bright	38.000	119	14Eta Dra	2.7270	4700.0	76	27283	No
35	GOM_NL__2PRFIN20070520_023644_000000352058_00175_27283_1592.N1	20-MAY-2007 02:36:44	Bright	35.000	60	7Bet UMi	2.0810	3950.0	70	27283	No
36	GOM_NL__2PRFIN20070520_024113_000000352058_00175_27283_1593.N1	20-MAY-2007 02:41:13	Bright	34.500	49	1Alp UMi	1.9900	6300.0	69	27283	No
37	GOM_NL__2PRFIN20070520_024925_000000462058_00175_27283_1594.N1	20-MAY-2007 02:49:25	Bright	45.500	76	27Gam Cas	2.3000	30000.	91	27283	No
38	GOM_NL__2PRFIN20070520_025038_000000422058_00175_27283_1595.N1	20-MAY-2007 02:50:38	Bright	41.500	68	18Alp Cas	2.2250	4500.0	83	27283	No
39	GOM_NL__2PRFIN20070520_025910_000000462058_00175_27283_1596.N1	20-MAY-2007 02:59:10	Twilight	46.000	58	21Alp And	2.0730	11000.	92	27283	No
40	GOM_NL__2PRFIN20070520_030327_000000432058_00175_27283_1597.N1	20-MAY-2007 03:03:27	Dark	43.000	140	88Gam Peg	2.8340	26000.	86	27283	No
41	GOM_NL__2PRFIN20070520_031213_000000442058_00175_27283_1598.N1	20-MAY-2007 03:12:13	Dark	43.500	52	16Bet Cet	2.0370	4500.0	87	27283	No
42	GOM_NL__2PRFIN20070520_031912_000000502058_00175_27283_1599.N1	20-MAY-2007 03:19:12	Dark	50.000	18	24Alp PsA	1.1660	9700.0	100	27283	No

279	GOM_NL__2PRFIN20070520_204414_000000362058_00186_27294_1764.N1	20-MAY-2007 20:44:14	Bright	36.000	102	24Alp Ser	2.6000	4250.0	72	27294	No
280	GOM_NL__2PRFIN20070520_204737_000000352058_00186_27294_1765.N1	20-MAY-2007 20:47:37	Bright	35.000	3	16Alp Boo	-0.050000	4250.0	70	27294	No
281	GOM_NL__2PRFIN20070520_204956_000000372058_00186_27294_1766.N1	20-MAY-2007 20:49:56	Bright	37.000	83		2.3780	11000.	74	27294	No
282	GOM_NL__2PRFIN20070520_205305_000000352058_00186_27294_1767.N1	20-MAY-2007 20:53:05	Bright	34.500	180	27Gam Boo	3.0400	8000.0	69	27294	No
283	GOM_NL__2PRFIN20070520_210126_000000402058_00186_27294_1768.N1	20-MAY-2007 21:01:26	Bright	40.000	119	14Eta Dra	2.7270	4700.0	80	27294	No
284	GOM_NL__2PRFIN20070520_210318_000000382058_00186_27294_1769.N1	20-MAY-2007 21:03:18	Bright	37.500	60	7Bet UMi	2.0810	3950.0	75	27294	No
285	GOM_NL__2PRFIN20070520_210748_000000362058_00186_27294_1770.N1	20-MAY-2007 21:07:48	Bright	36.000	49	1Alp UMi	1.9900	6300.0	72	27294	No
286	GOM_NL__2PRFIN20070520_211600_000000532058_00186_27294_1771.N1	20-MAY-2007 21:16:00	Bright	53.000	76	27Gam Cas	2.3000	30000.	106	27294	No
287	GOM_NL__2PRFIN20070520_211713_000000362058_00186_27294_1772.N1	20-MAY-2007 21:17:13	Bright	35.500	68	18Alp Cas	2.2250	4500.0	71	27294	No
288	GOM_NL__2PRFIN20070520_212547_000000472058_00186_27294_1773.N1	20-MAY-2007 21:25:47	Twilight	46.500	58	21Alp And	2.0730	11000.	93	27294	No
289	GOM_NL__2PRFIN20070520_213006_000000442058_00186_27294_1774.N1	20-MAY-2007 21:30:06	Dark	44.000	140	88Gam Peg	2.8340	26000.	88	27294	No
290	GOM_NL__2PRFIN20070520_213852_000000432058_00186_27294_1775.N1	20-MAY-2007 21:38:52	Dark	43.000	52	16Bet Cet	2.0370	4500.0	86	27294	No
291	GOM_NL__2PRFIN20070520_214557_000000552058_00186_27294_1776.N1	20-MAY-2007 21:45:57	Dark	55.000	18	24Alp PsA	1.1660	9700.0	110	27294	No
292	GOM_NL__2PRFIN20070520_215006_000000572058_00186_27294_1777.N1	20-MAY-2007 21:50:06	Dark	56.500	63	Bet Gru	2.1500	2800.0	113	27294	No
293	GOM_NL__2PRFIN20070520_215142_000000442058_00187_27295_1766.N1	20-MAY-2007 21:51:42	Dark	43.500	31	Alp Gru	1.7340	15200.	87	27295	No
294	GOM_NL__2PRFIN20070520_215710_000000432058_00187_27295_1767.N1	20-MAY-2007 21:57:10	Dark	42.500	45	Alp Pav	1.9400	26000.	85	27295	No
295	GOM_NL__2PRFIN20070520_220408_000000422058_00187_27295_1768.N1	20-MAY-2007 22:04:08	Straylight	42.000	141	Bet Ara	2.8400	4600.0	84	27295	No
296	GOM_NL__2PRFIN20070520_220650_000000492058_00187_27295_1769.N1	20-MAY-2007 22:06:50	Straylight	49.000	40	The Sco	1.8590	7100.0	98	27295	No
297	GOM_NL__2PRFIN20070520_221051_000000502058_00187_27295_1770.N1	20-MAY-2007 22:10:51	Twilight	49.500	75	26Eps Sco	2.2910	4250.0	99	27295	No
298	GOM_NL__2PRFIN20070520_221347_000000562058_00187_27295_1771.N1	20-MAY-2007 22:13:47	Twilight	56.000	16	21Alp Sco	1.0200	3000.0	112	27295	No
299	GOM_NL__2PRFIN20070520_221616_000000422058_00187_27295_1772.N1	20-MAY-2007 22:16:16	Bright	41.500	97	8Bet1Sco	2.5610	30000.	83	27295	No
300	GOM_NL__2PRFIN20070520_221803_000000372058_00187_27295_1773.N1	20-MAY-2007 22:18:03	Bright	37.000	122	9Alp2Lib	2.7470	9700.0	74	27295	No
301	GOM_NL__2PRFIN20070520_221949_000000382058_00187_27295_1774.N1	20-MAY-2007 22:19:49	Bright	37.500	104	27Bet Lib	2.6140	13100.	75	27295	No
302	GOM_NL__2PRFIN20070520_222450_000000362058_00187_27295_1775.N1	20-MAY-2007 22:24:50	Bright	36.000	102	24Alp Ser	2.6000	4250.0	72	27295	No
303	GOM_NL__2PRFIN20070520_222813_000000352058_00187_27295_1776.N1	20-MAY-2007 22:28:13	Bright	35.000	3	16Alp Boo	-0.050000	4250.0	70	27295	No
304	GOM_NL__2PRFIN20070520_223032_000000372058_00187_27295_1777.N1	20-MAY-2007 22:30:32	Bright	37.000	83		2.3780	11000.	74	27295	No
305	GOM_NL__2PRFIN20070520_223341_000000352058_00187_27295_1778.N1	20-MAY-2007 22:33:41	Bright	34.500	180	27Gam Boo	3.0400	8000.0	69	27295	No
306	GOM_NL__2PRFIN20070520_224201_000000392058_00187_27295_1779.N1	20-MAY-2007 22:42:01	Bright	39.000	119	14Eta Dra	2.7270	4700.0	78	27295	No
307	GOM_NL__2PRFIN20070520_224354_000000382058_00187_27295_1780.N1	20-MAY-2007 22:43:54	Bright	37.500	60	7Bet UMi	2.0810	3950.0	75	27295	No
308	GOM_NL__2PRFIN20070520_224824_000000332058_00187_27295_1781.N1	20-MAY-2007 22:48:24	Bright	33.000	49	1Alp UMi	1.9900	6300.0	66	27295	No
309	GOM_NL__2PRFIN20070520_225636_000000402058_00187_27295_1782.N1	20-MAY-2007 22:56:36	Bright	40.000	76	27Gam Cas	2.3000	30000.	80	27295	No
310	GOM_NL__2PRFIN20070520_225749_000000542058_00187_27295_1783.N1	20-MAY-2007 22:57:49	Bright	54.000	68	18Alp Cas	2.2250	4500.0	108	27295	No
311	GOM_NL__2PRFIN20070520_230623_000000472058_00187_27295_1784.N1	20-MAY-2007 23:06:23	Twilight	46.500	58	21Alp And	2.0730	11000.	93	27295	No
312	GOM_NL__2PRFIN20070520_231043_000000442058_00187_27295_1785.N1	20-MAY-2007 23:10:43	Dark	43.500	140	88Gam Peg	2.8340	26000.	87	27295	No
313	GOM_NL__2PRFIN20070520_231929_000000452058_00187_27295_1786.N1	20-MAY-2007 23:19:29	Dark	44.500	52	16Bet Cet	2.0370	4500.0	89	27295	No
314	GOM_NL__2PRFIN20070520_232634_000000472058_00187_27295_1787.N1	20-MAY-2007 23:26:34	Dark	46.500	18	24Alp PsA	1.1660	9700.0	93	27295	No
315	GOM_NL__2PRFIN20070520_233043_000000582058_00187_27295_1788.N1	20-MAY-2007 23:30:43	Dark	58.000	63	Bet Gru	2.1500	2800.0	116	27295	No
316	GOM_NL__2PRFIN20070520_233219_000000452058_00188_27296_1788.N1	20-MAY-2007 23:32:19	Dark	44.500	31	Alp Gru	1.7340	15200.	89	27296	No
317	GOM_NL__2PRFIN20070520_233747_000000412058_00188_27296_1789.N1	20-MAY-2007 23:37:47	Dark	41.000	45	Alp Pav	1.9400	26000.	82	27296	No
318	GOM_NL__2PRFIN20070520_234444_000000452058_00188_27296_1790.N1	20-MAY-2007 23:44:44	Straylight	44.500	141	Bet Ara	2.8400	4600.0	89	27296	No
319	GOM_NL__2PRFIN20070520_234726_000000502058_00188_27296_1791.N1	20-MAY-2007 23:47:26	Straylight	50.000	40	The Sco	1.8590	7100.0	100	27296	No
320	GOM_NL__2PRFIN20070520_235127_000000492058_00188_27296_1792.N1	20-MAY-2007 23:51:27	Twilight	48.500	75	26Eps Sco	2.2910	4250.0	97	27296	No
321	GOM_NL__2PRFIN20070520_235423_000000532058_00188_27296_1793.N1	20-MAY-2007 23:54:23	Twilight	53.000	16	21Alp Sco	1.0200	3000.0	106	27296	No
322	GOM_NL__2PRFIN20070520_235652_000000422058_00188_27296_1794.N1	20-MAY-2007 23:56:52	Bright	42.000	97	8Bet1Sco	2.5610	30000.	84	27296	No
323	GOM_NL__2PRFIN20070520_235839_000000372058_00188_27296_1795.N1	20-MAY-2007 23:58:39	Bright	37.000	122	9Alp2Lib	2.7470	9700.0	74	27296	No

3. Quality information per product

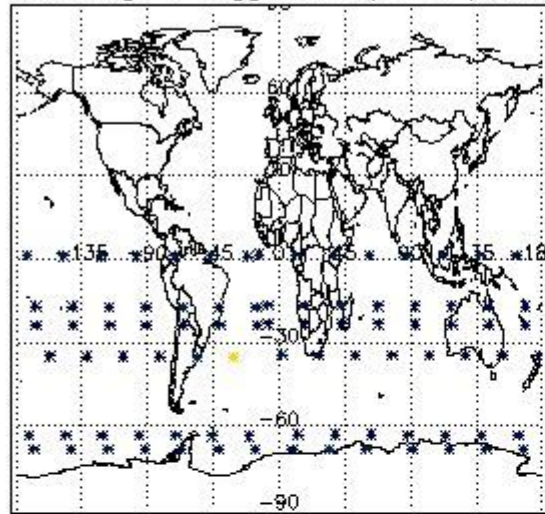
In this section it is plotted some information contained in the Quality Summary data set of the level 2 products. Only products in dark limb conditions and without errors (error flag in the MPH set to "0") are used.

3.1 Plot quality information per product (time dependant)

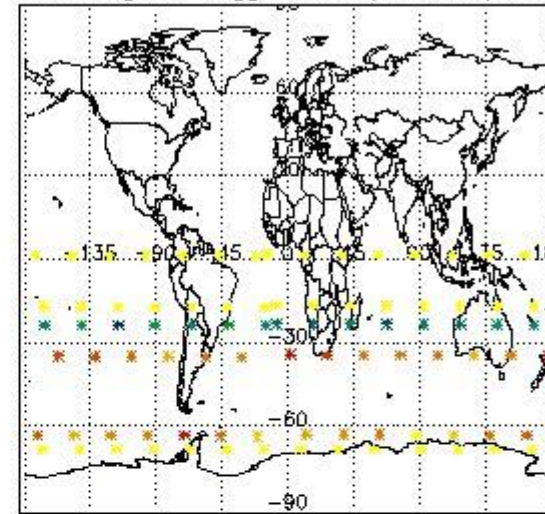


3.2 Plot quality information per product (world map)

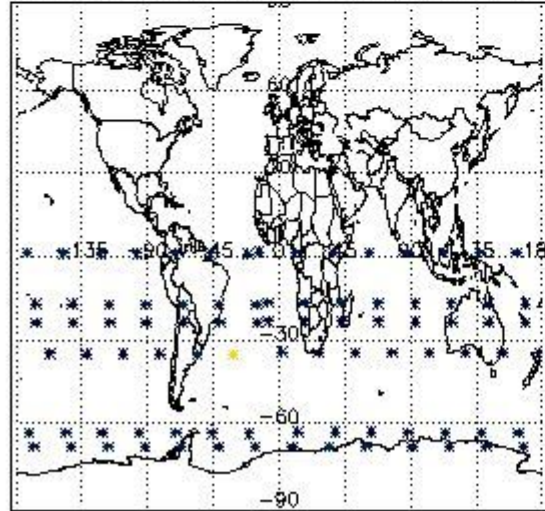
Percentage of flagged data per O3 profile



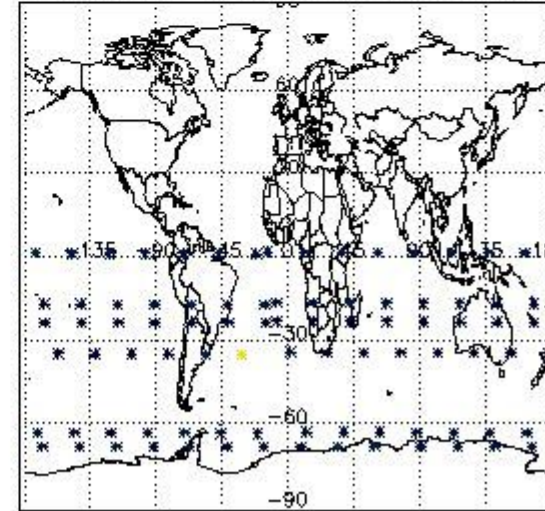
Percentage of flagged data per H2O profile



Percentage of flagged data per NO2 profile



Percentage of flagged data per NO3 profile

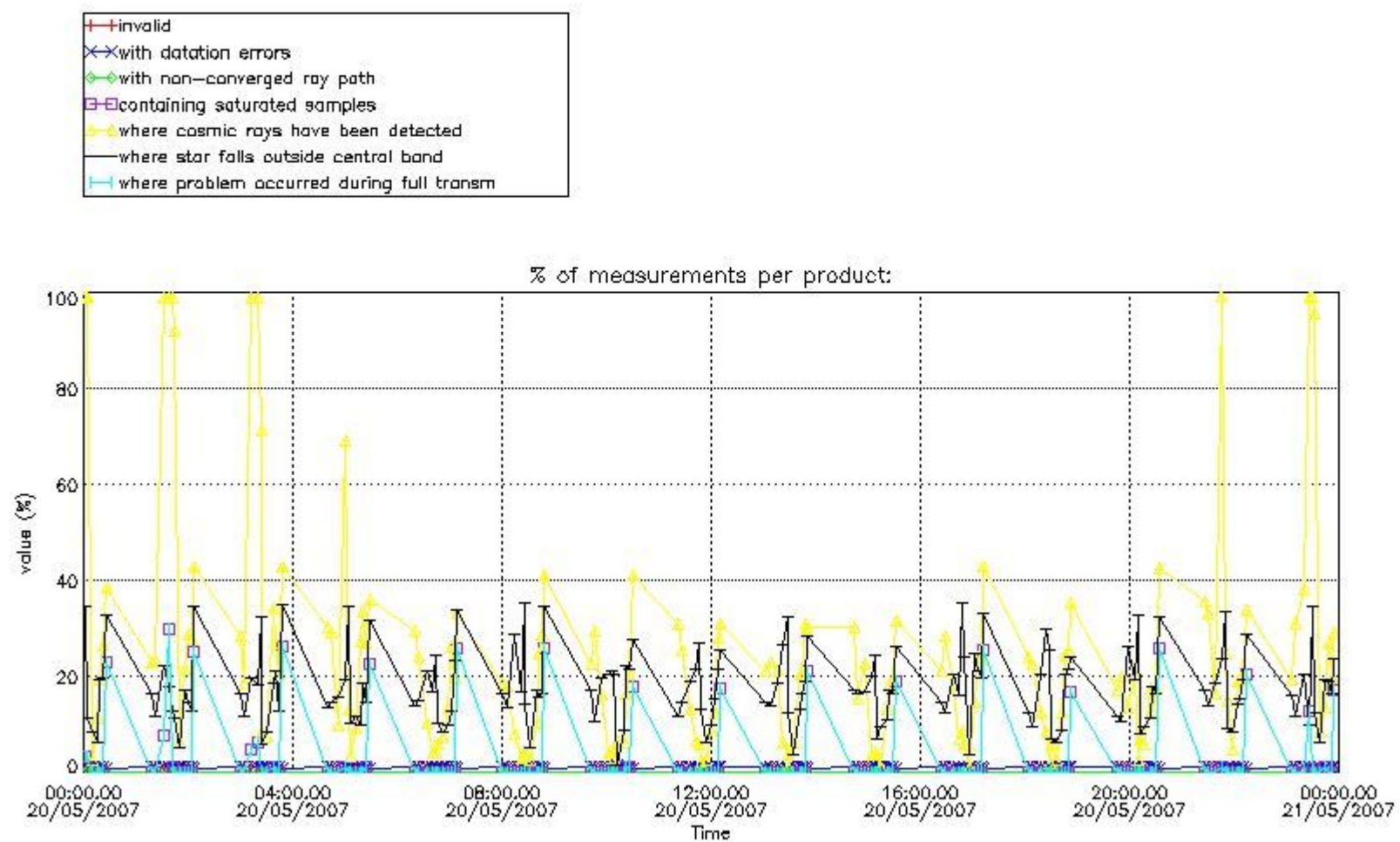


4. Level 1 quality information per product

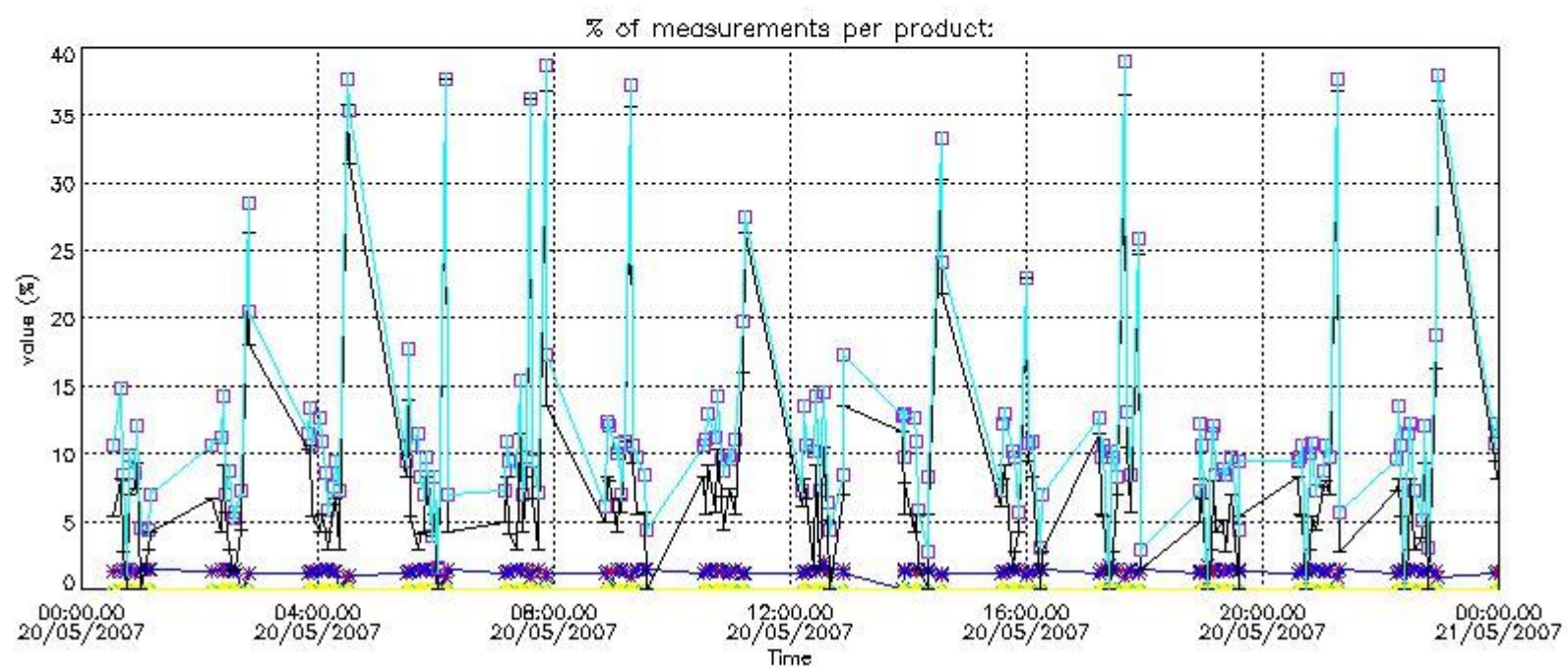
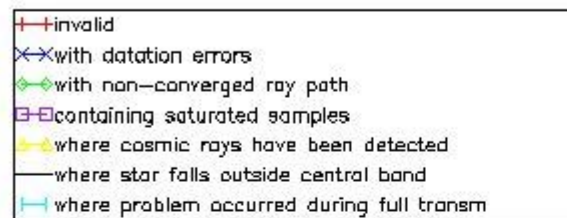
In this section it is plotted some information contained in the Quality Summary data set of the level 2 products that comes from the level 1b processing. Products without errors (error flag in the MPH set to "0") are used.

4.1 Plot quality information per product (time dependant) coming from level 1b processing

4.1.1 Plot level 1 quality information per product (time dependant): ENVISAT ASCENDING passes

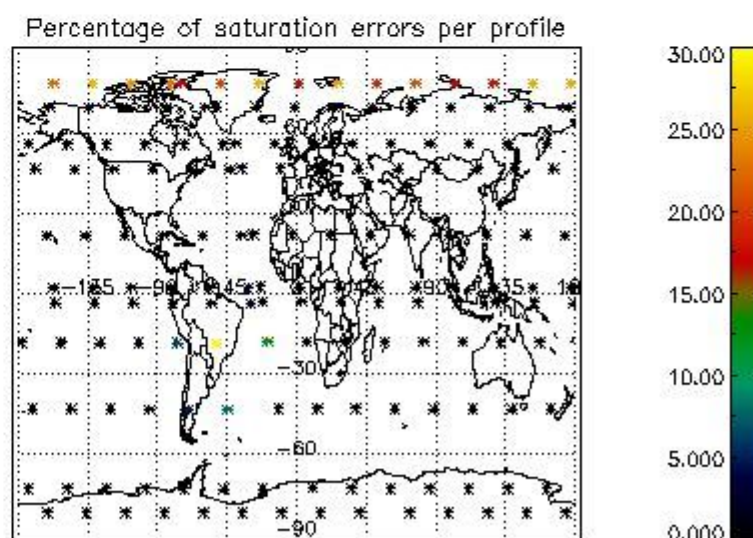
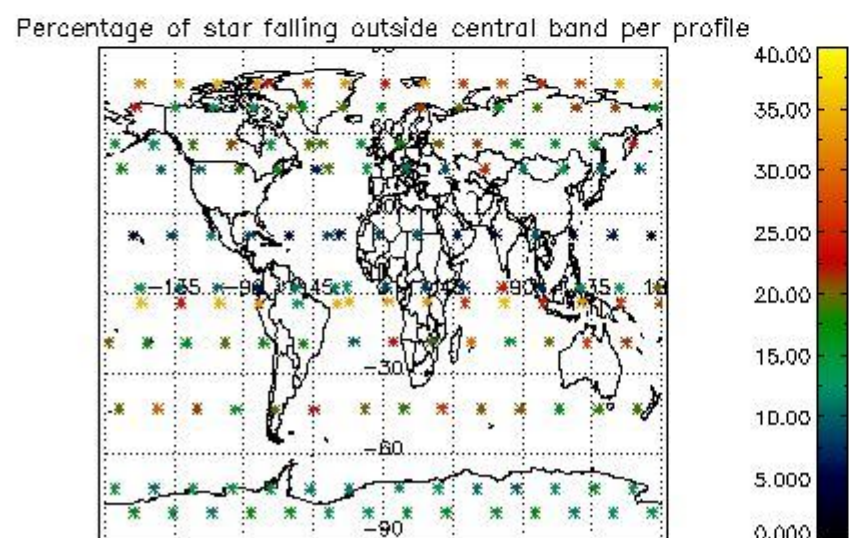
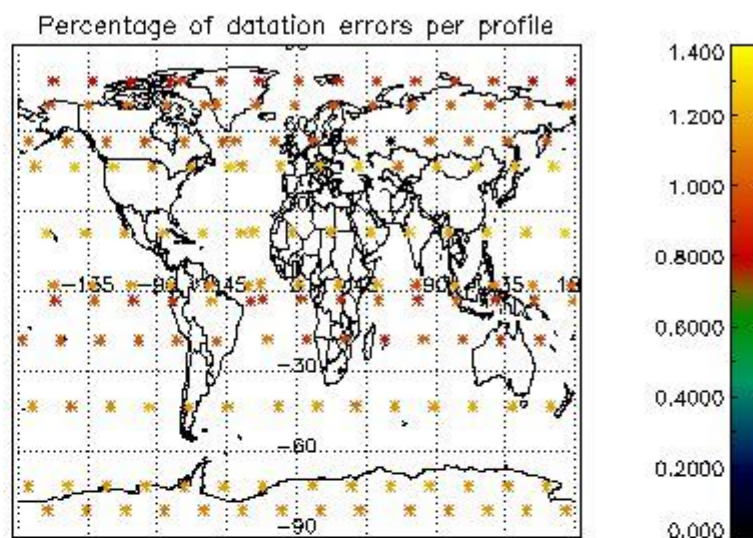
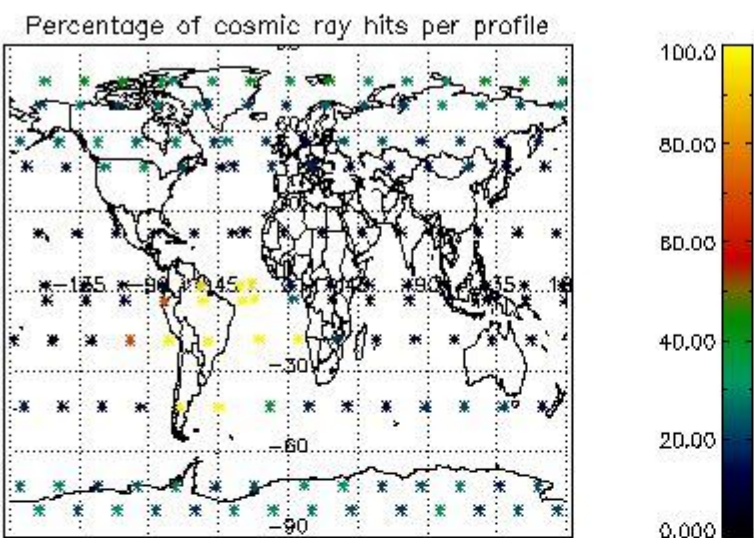


4.1.2 Plot level 1 quality information per product (time dependant): ENVI SAT DESCENDING passes

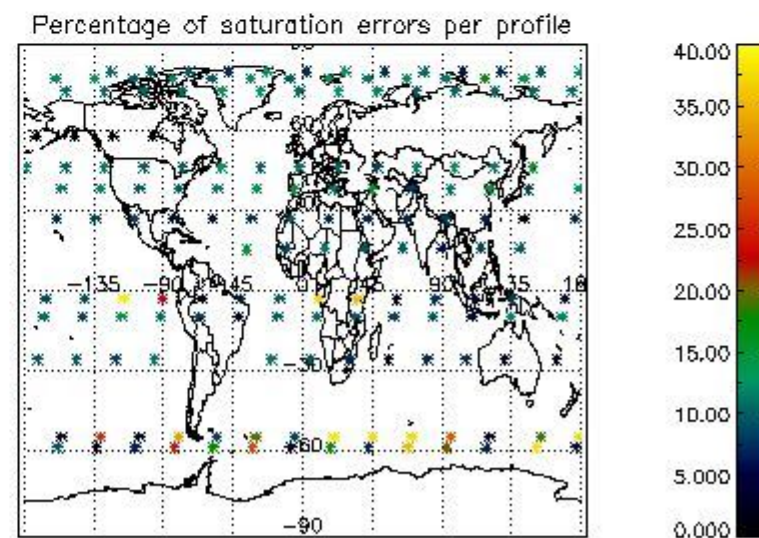
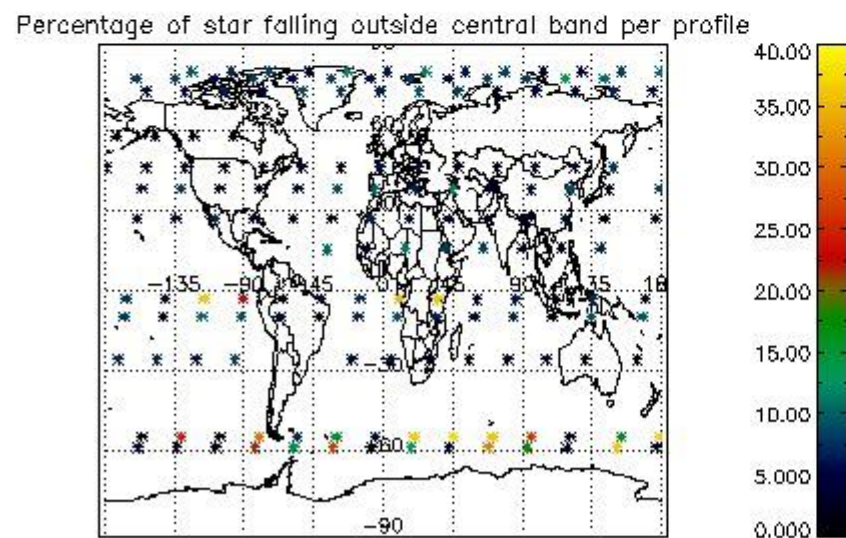
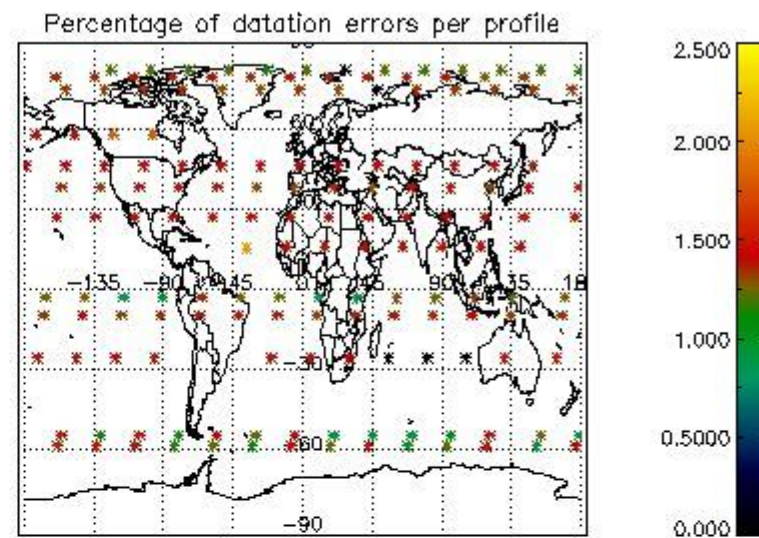
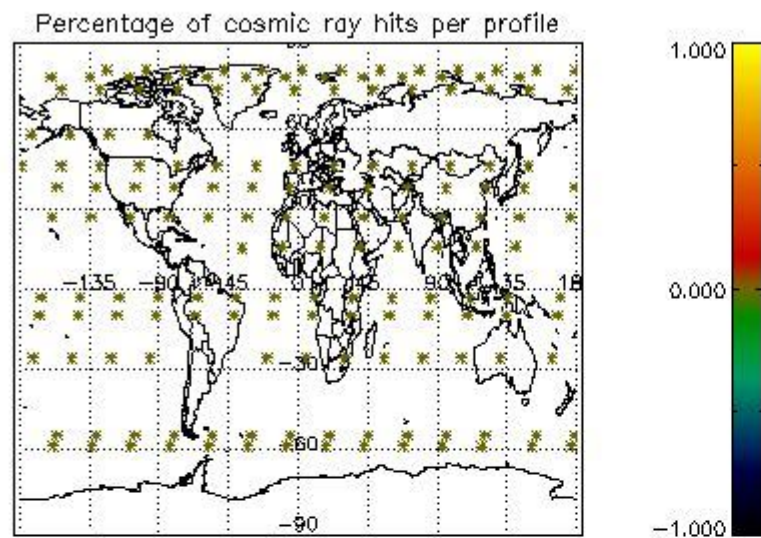


4.2 Plot quality information per product coming from level 1b processing (world map)

4.2.1 Plot level 1 quality information per product (world map): ENVISAT ASCENDING passes



4.2.2 Plot level 1 quality information per product (world map): ENVISAT DESCENDING passes



5. Trace gas profiles

5.1 Ozone statistics based on quality of products

The final quality of the products can be "measured" using the STD (Standard Deviation) attached to every point profile. This information is written to the parameter GOM_NL__2P/NL_LOCAL_SPECIES_DENSITY/o3_std of the level 2 products. The table below shows the statistics for given STD ranges.

The statistics are given with respect to the overall valid production:

- Products without fatal errors: GOM_NL__2P/MPH/PRODUCT_ERR=0
- Valid point profile: GOM_NL__2P/NL_LOCAL_SPECIES_DENSITY/pcd(0)=0

The 'Criteria' is applied to valid points of dark limb products:

- Products in dark limb illumination condition: GOM_NL__2P/NL_SUMMARY_QUALITY/obs_ill_cond=0
- Products without fatal errors: GOM_NL__2P/MPH/PRODUCT_ERR=0
- Valid point profile: GOM_NL__2P/NL_LOCAL_SPECIES_DENSITY/pcd(0)=0

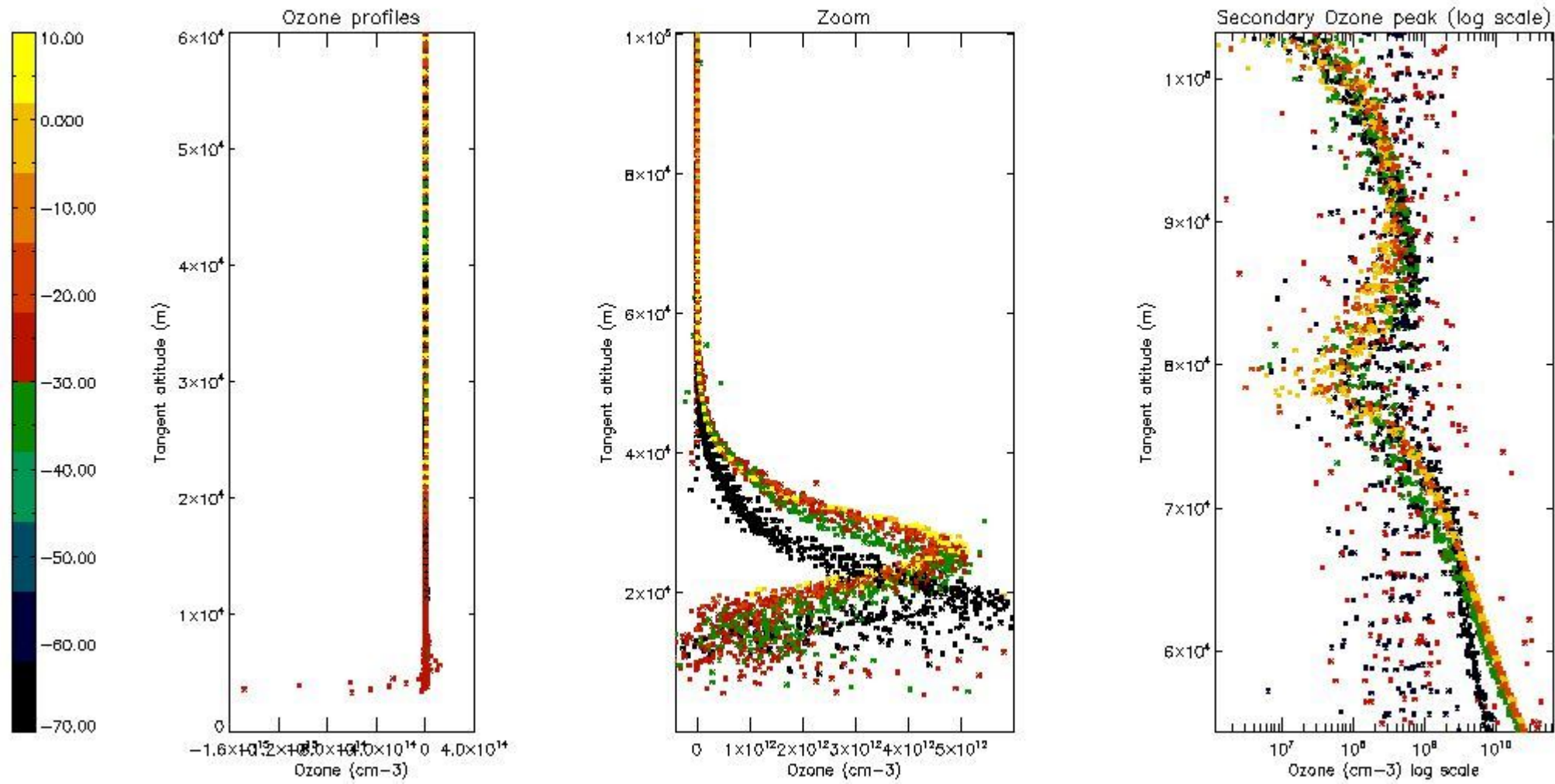
So, the table below shows the percentage of dark limb and valid observations for each criteria with respect to the overall valid daily observations.

Criteria	% of total production
All STD	30
STD < 20	16

STD < 10	12
STD < 5	8

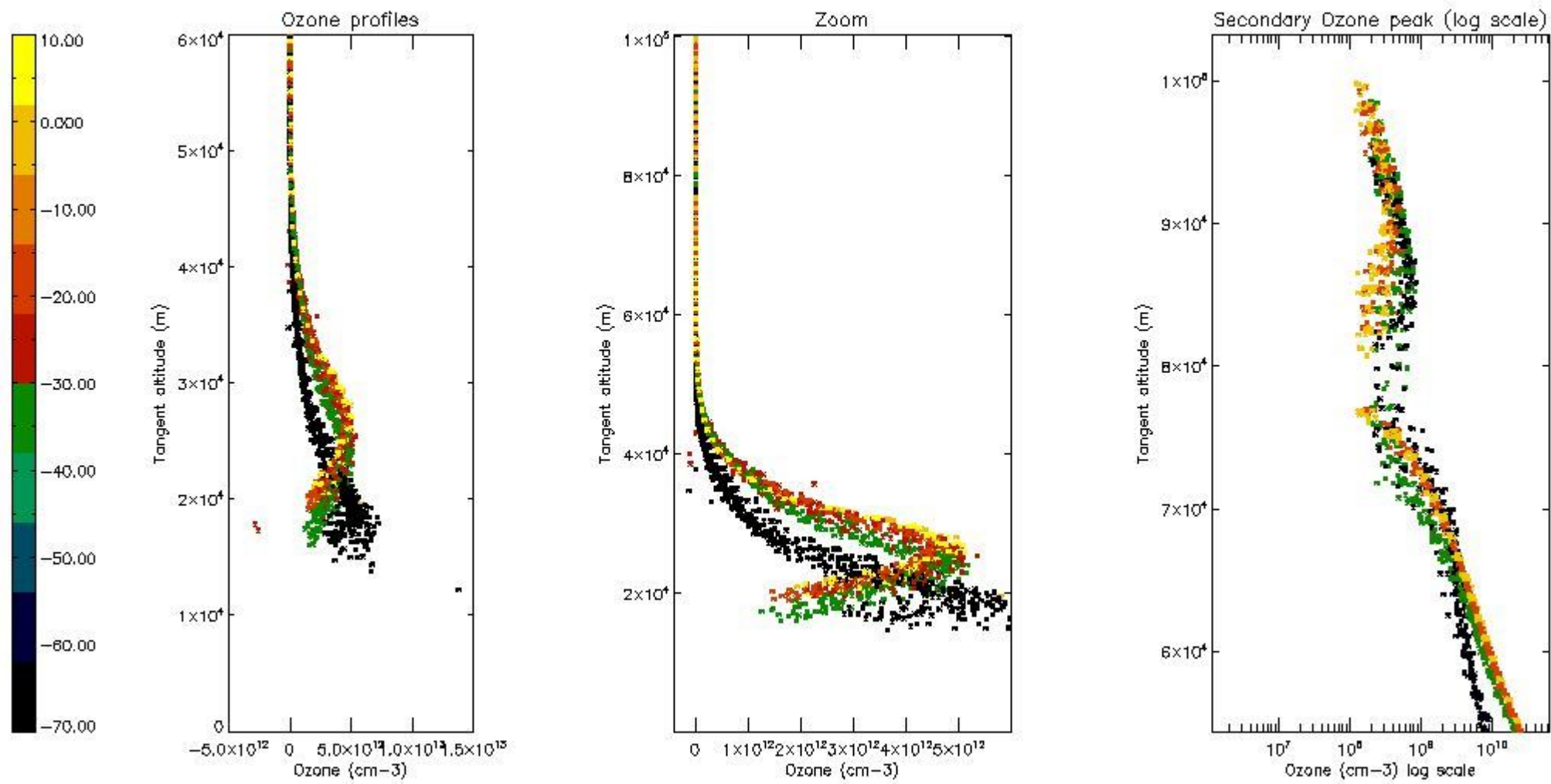
5.2 Plot ozone profiles for all STD (dark without errors)

The colorbar represents the latitude.



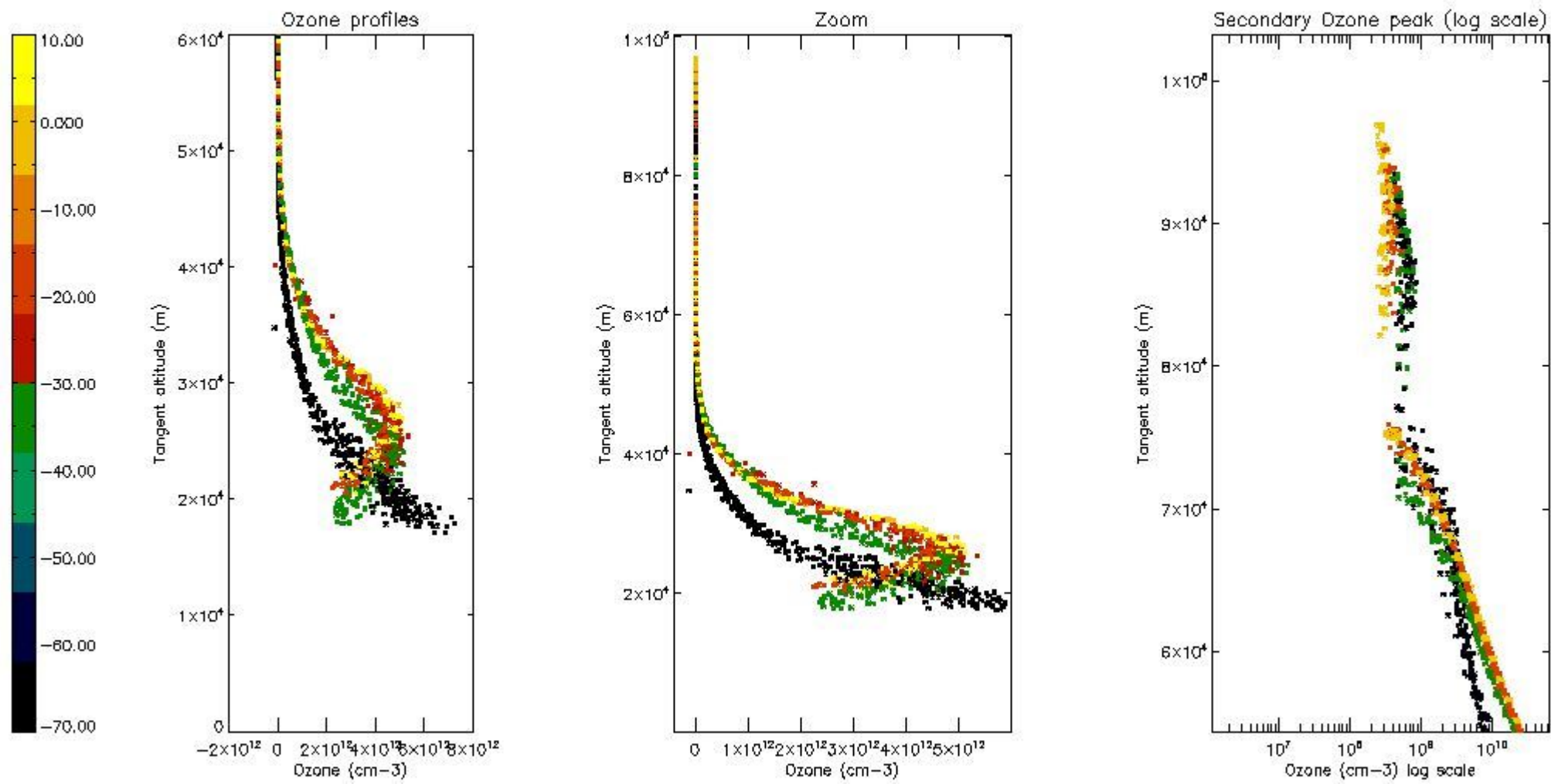
5.3 Plot ozone profiles where STD < 20% (dark without errors)

The colorbar represents the latitude.



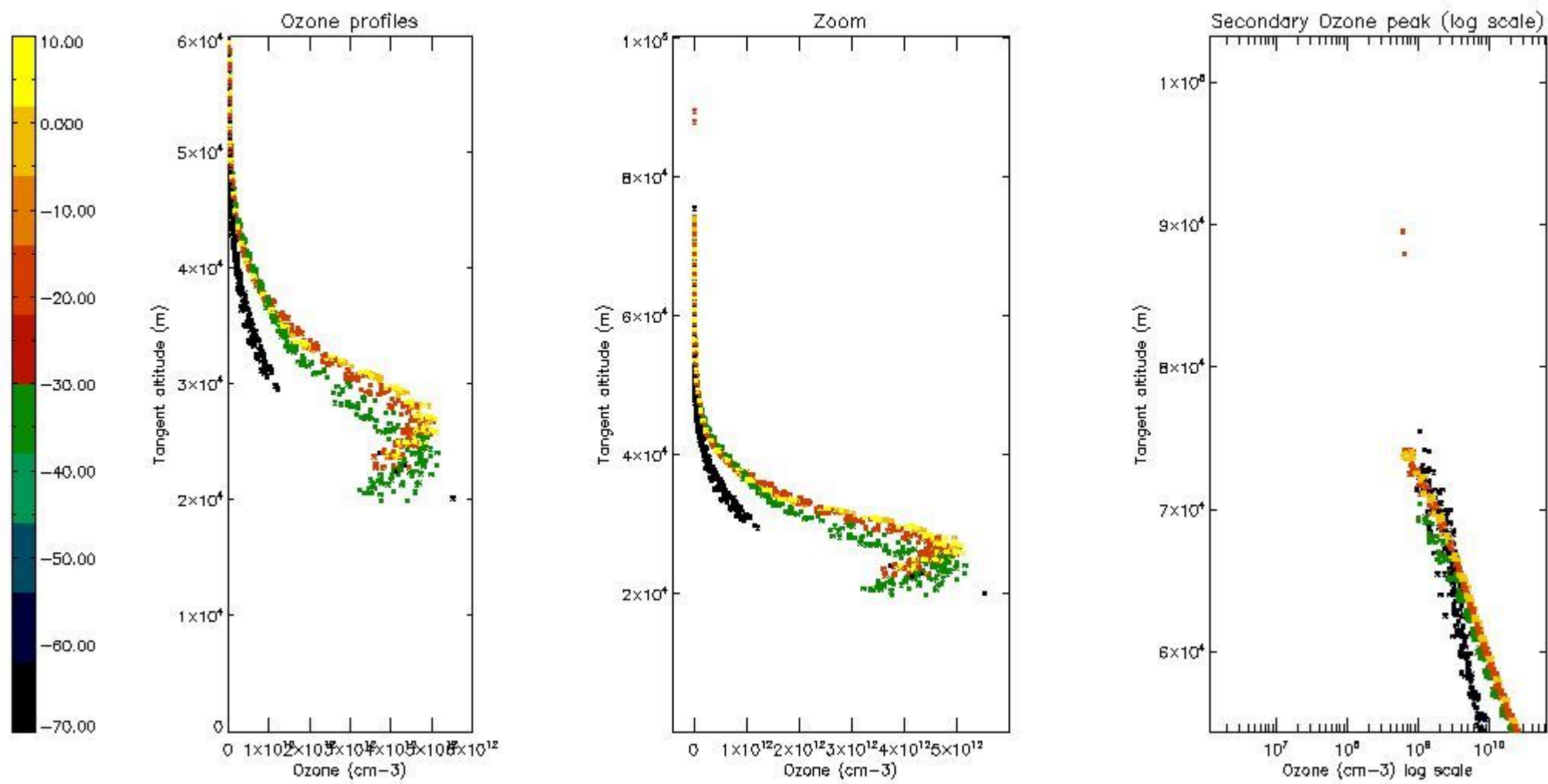
5.4 Plot ozone profiles where STD < 10% (dark without errors)

The colorbar represents the latitude.



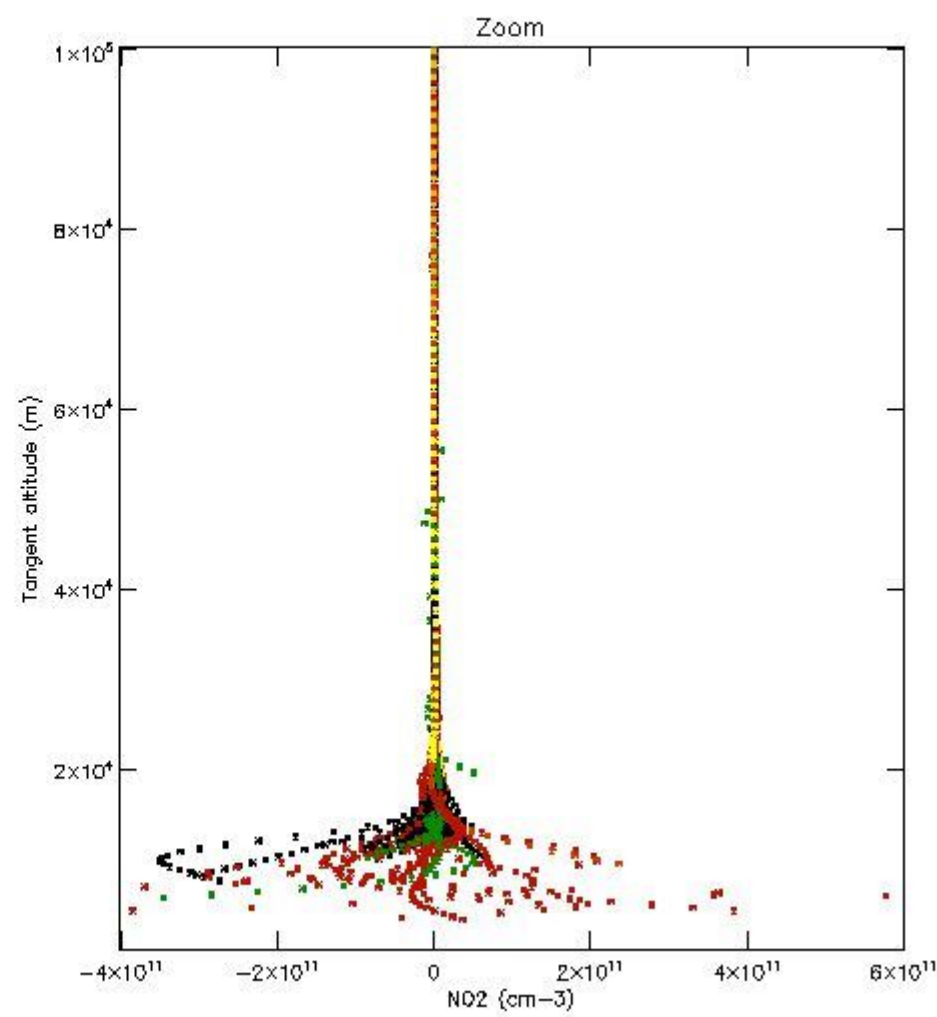
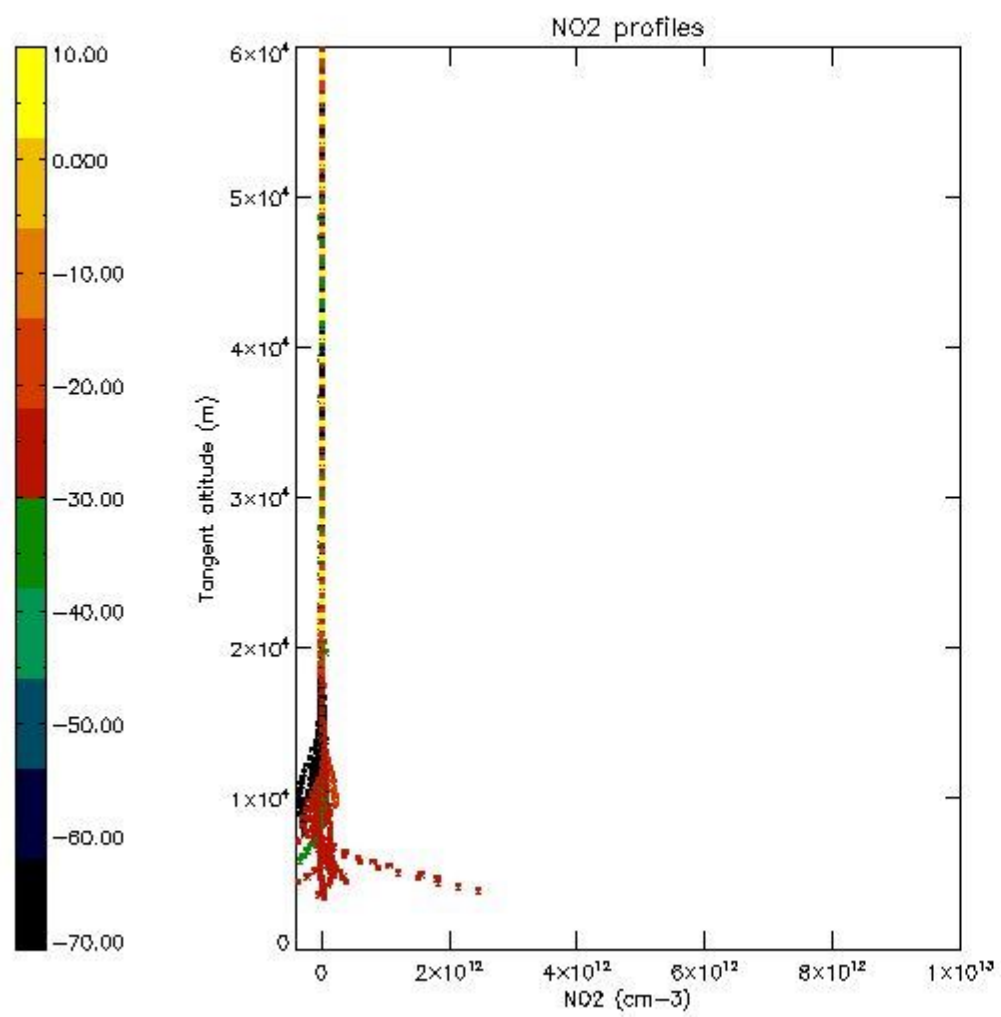
5.5 Plot ozone profiles where STD < 5% (dark without errors)

The colorbar represents the latitude.



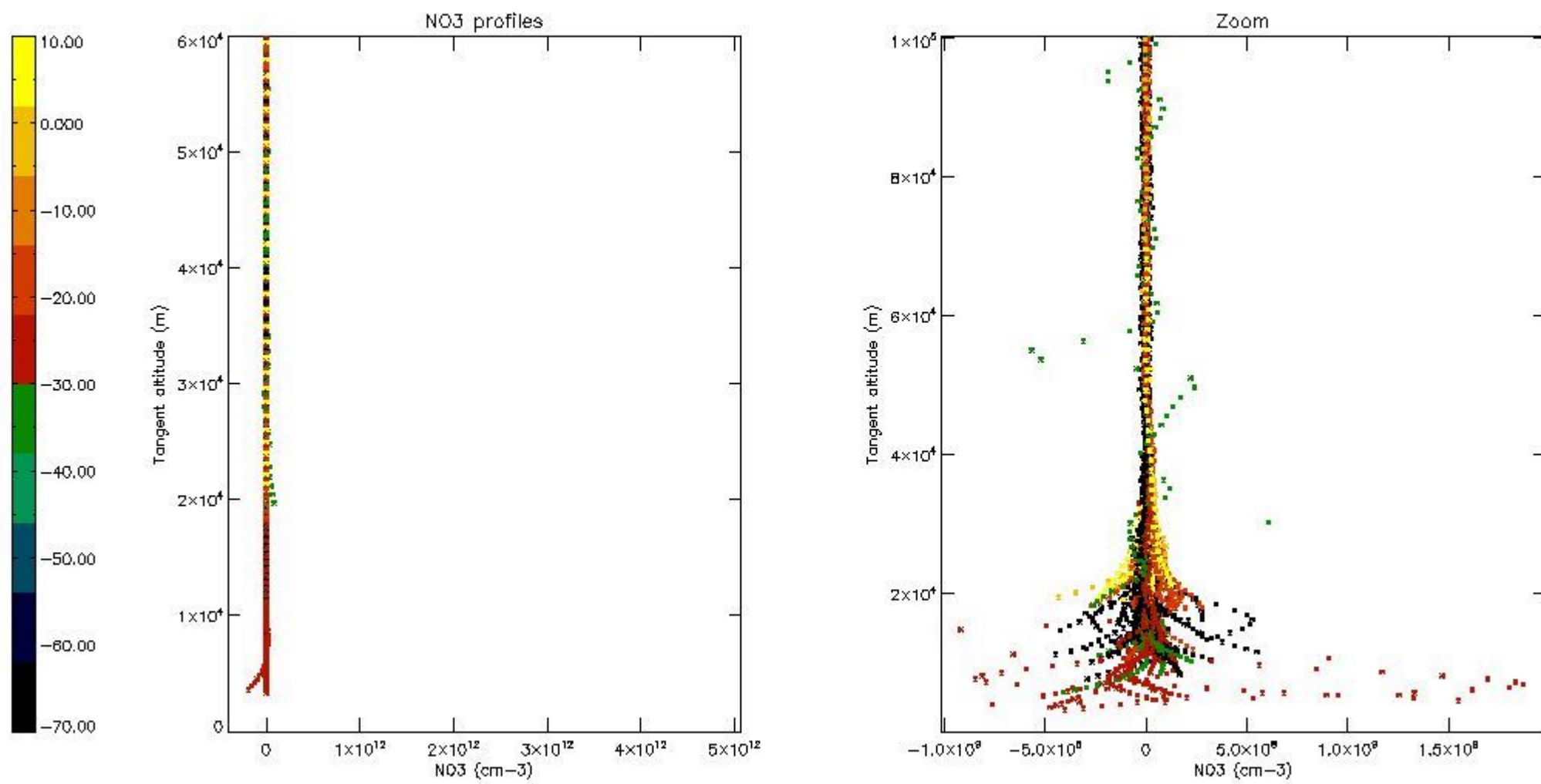
5.6 Plot NO₂ profiles for all STD (dark without errors)

The colorbar represents the latitude.



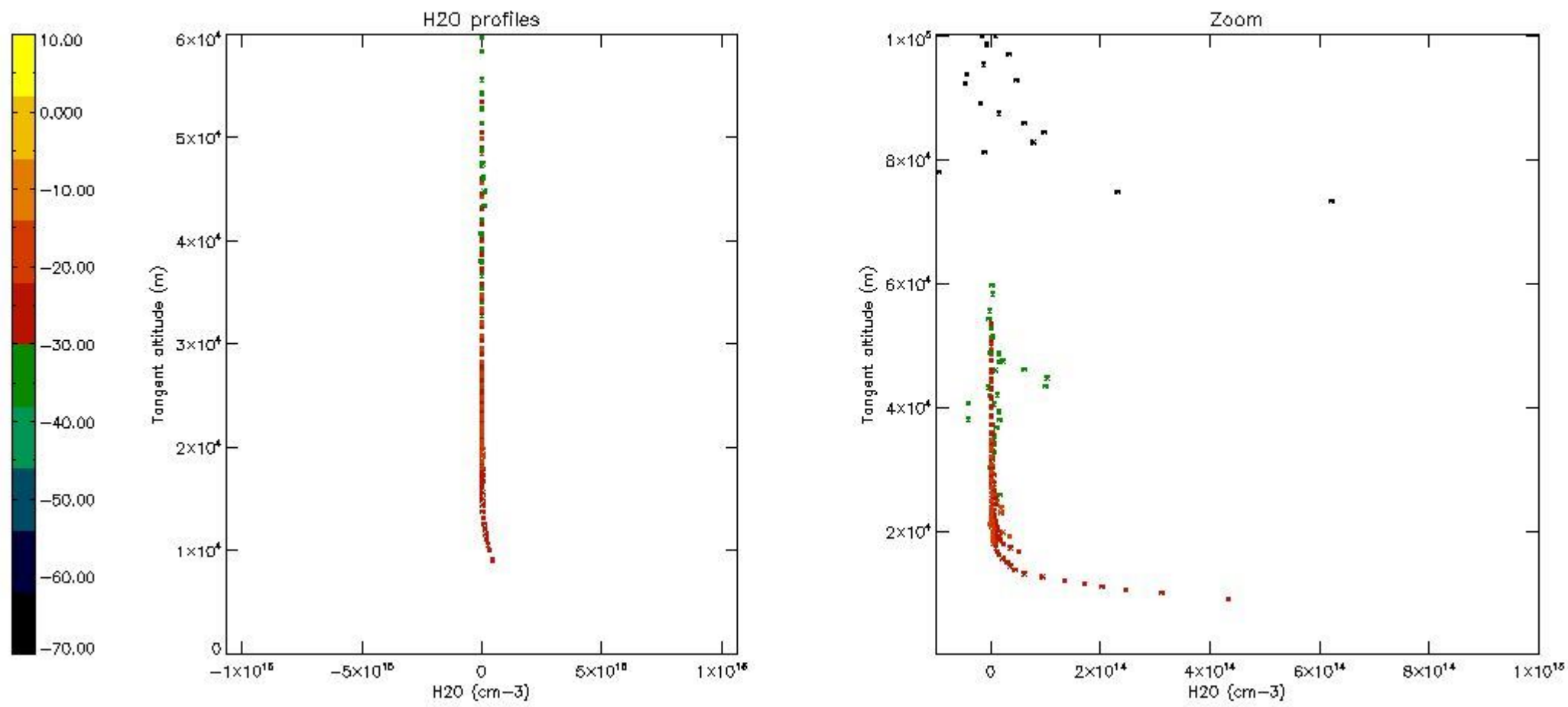
5.7 Plot NO3 profiles for all STD (dark without errors)

The colorbar represents the latitude.



5.8 Plot H2O profiles for all STD (only for occultations of stars 1,2,3,4,13,14,16,26,63 dark without errors)

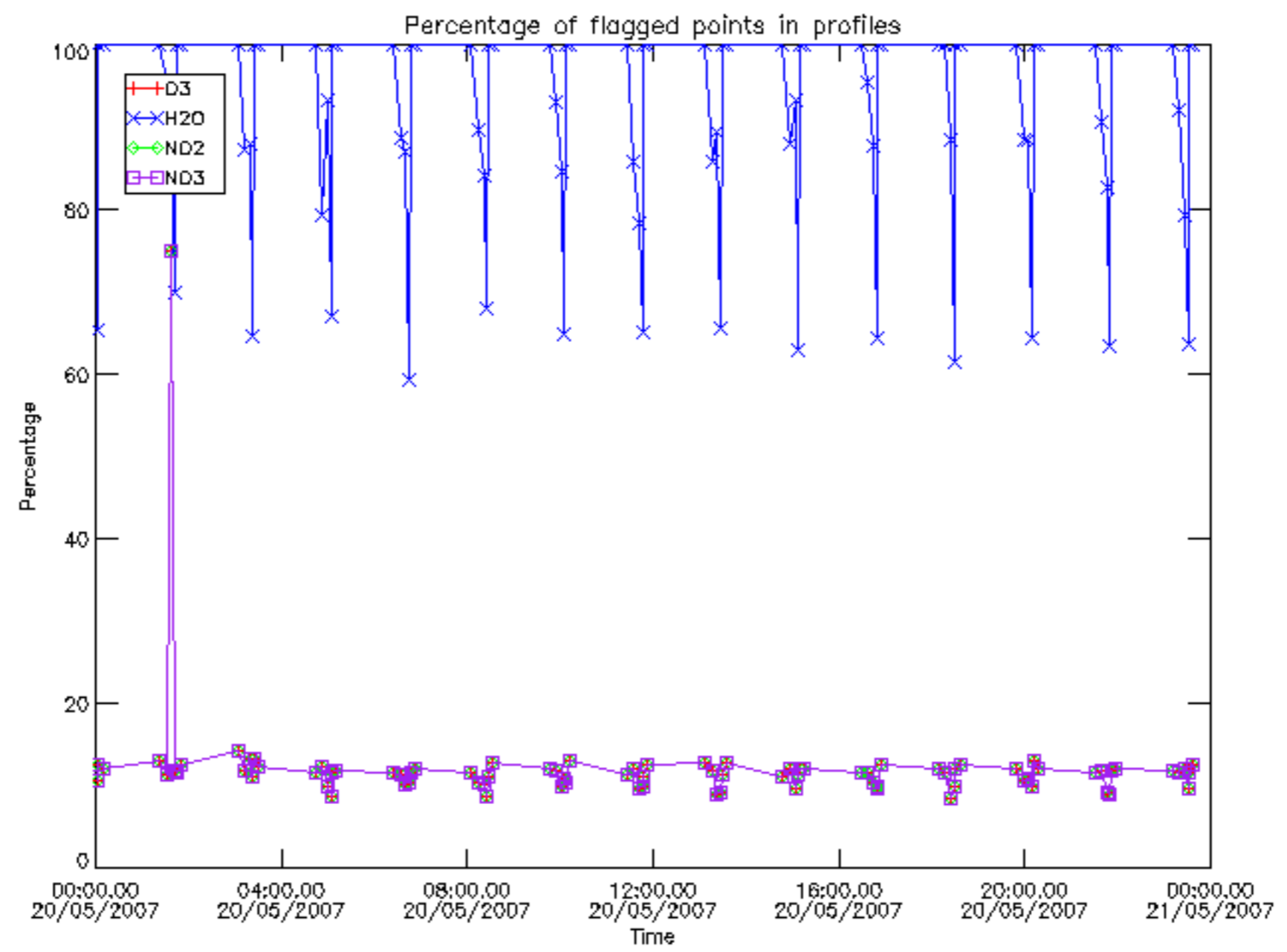
The colorbar represents the latitude.



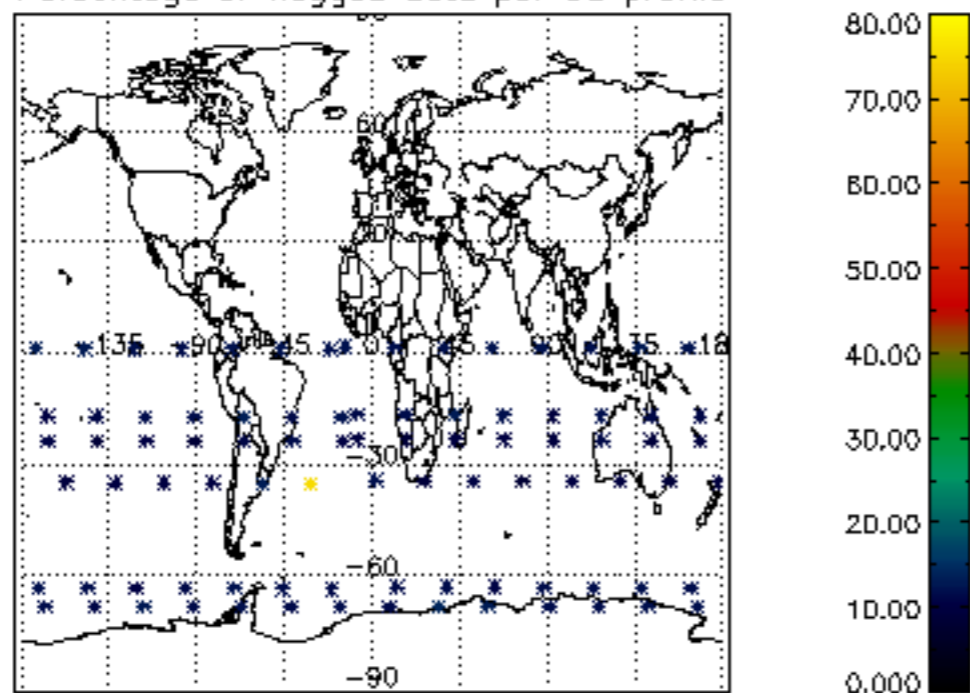
6. Auxiliary Data Files used for the production reported in section 2

The number reported in the third column indicates since which file (see list in section 2) the corresponding auxiliary file has been used. The fourth column is the date of those product files.

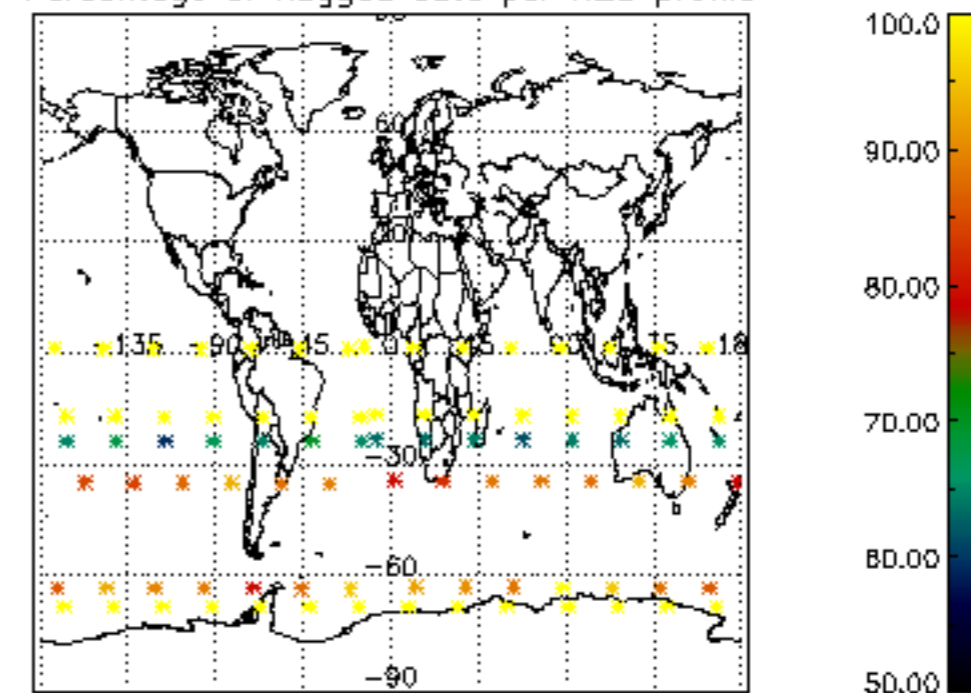
Type	Auxiliary Filename	Used since product	Used since product date
INST_PHYS_CHARACTERISTICS	GOM_INS_AXVIEC20091111_143220_20030716_120000_20500101_000000	1	20-MAY-2007 00:02:10
LEVEL-2_PROC_CONFIG	GOM_PR2_AXVIEC20091111_152718_20020301_000000_20500101_000000	1	20-MAY-2007 00:02:10
CROSS_SECTIONS_FILE	GOM_CRS_AXVIEC20091111_154832_20020301_000000_20500101_000000	1	20-MAY-2007 00:02:10



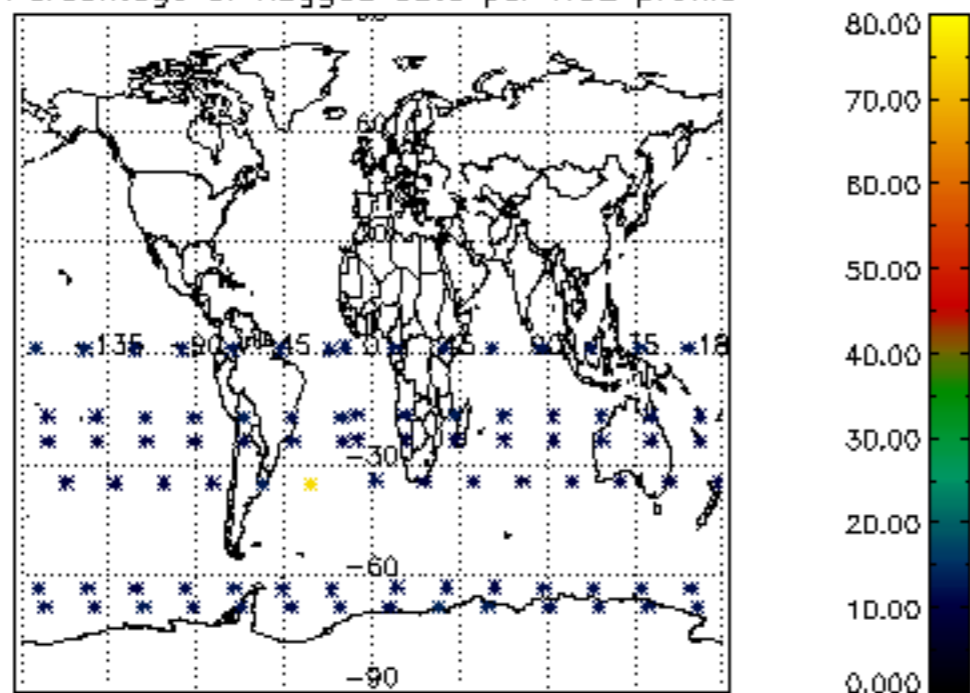
Percentage of flagged data per D3 profile



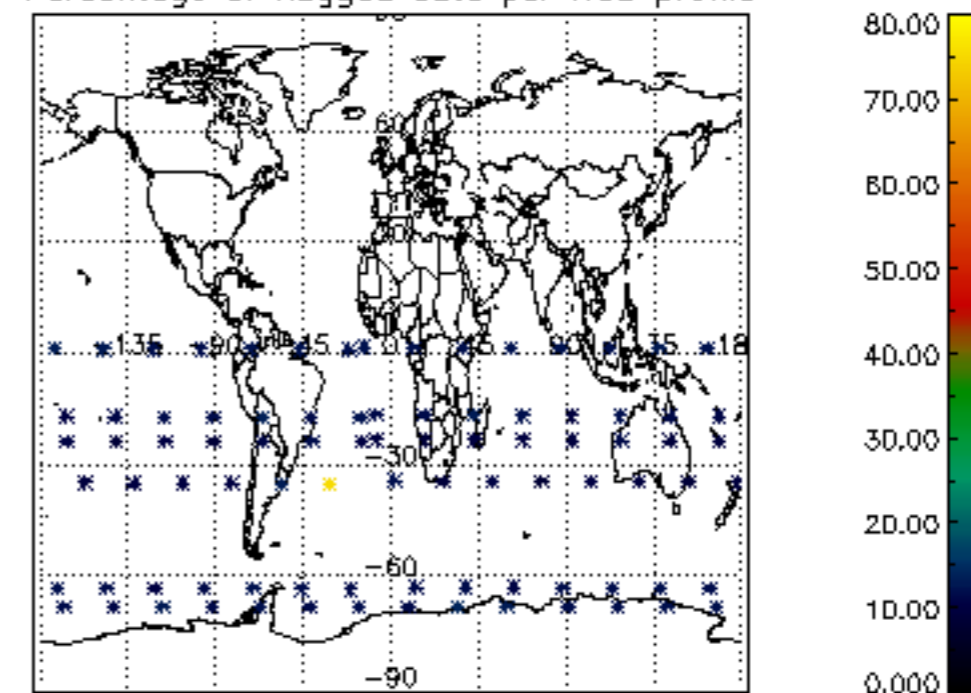
Percentage of flagged data per H2O profile

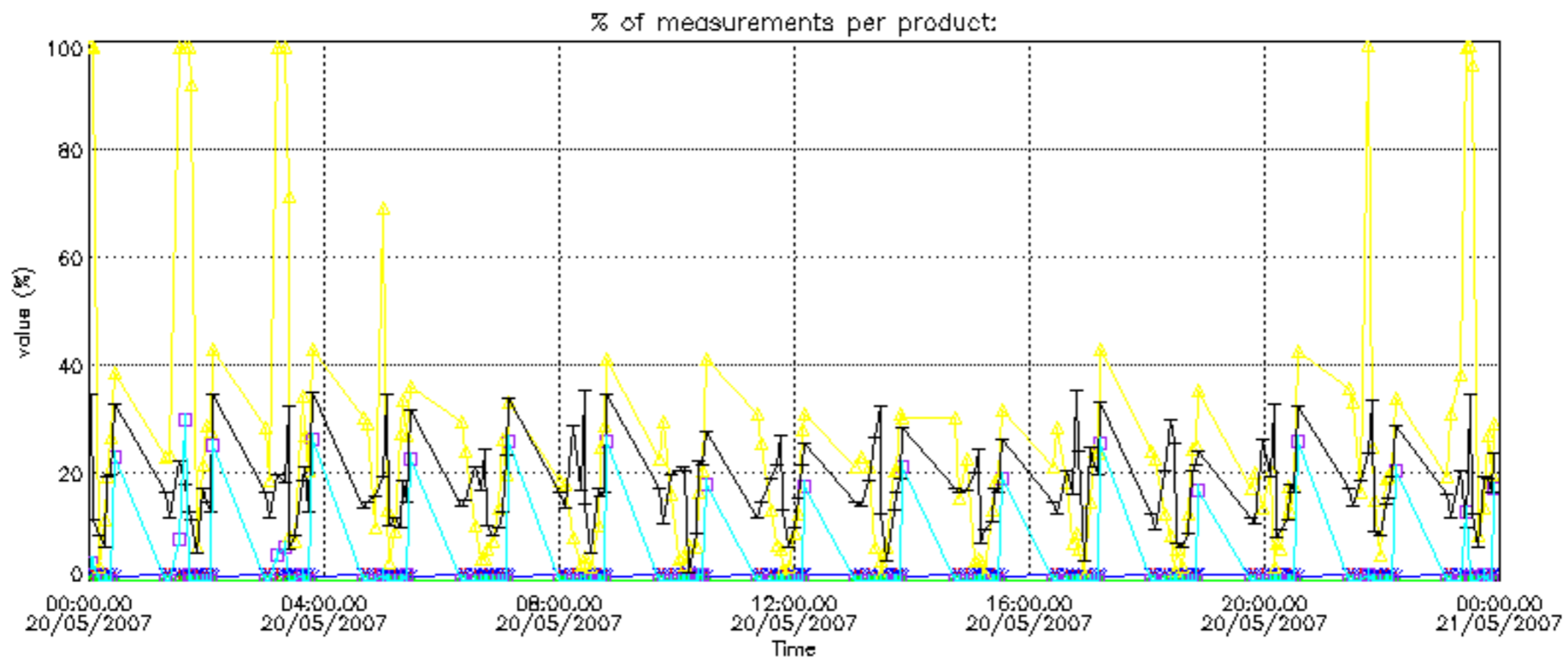


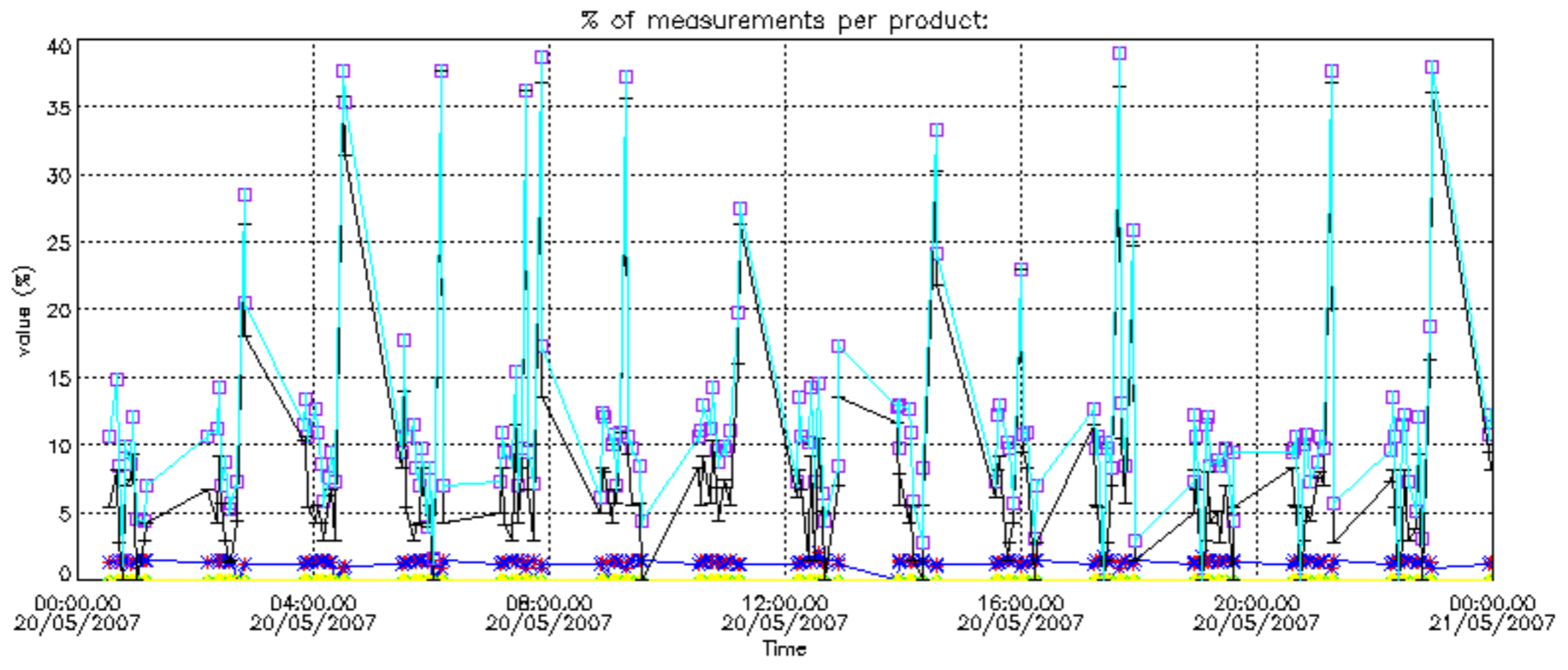
Percentage of flagged data per NO2 profile



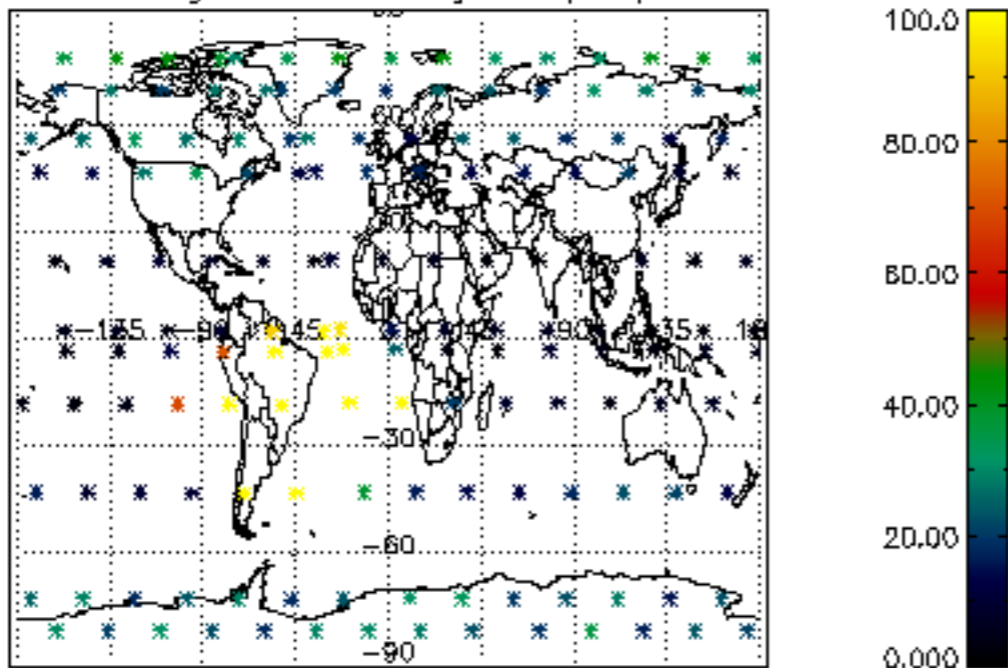
Percentage of flagged data per NO3 profile



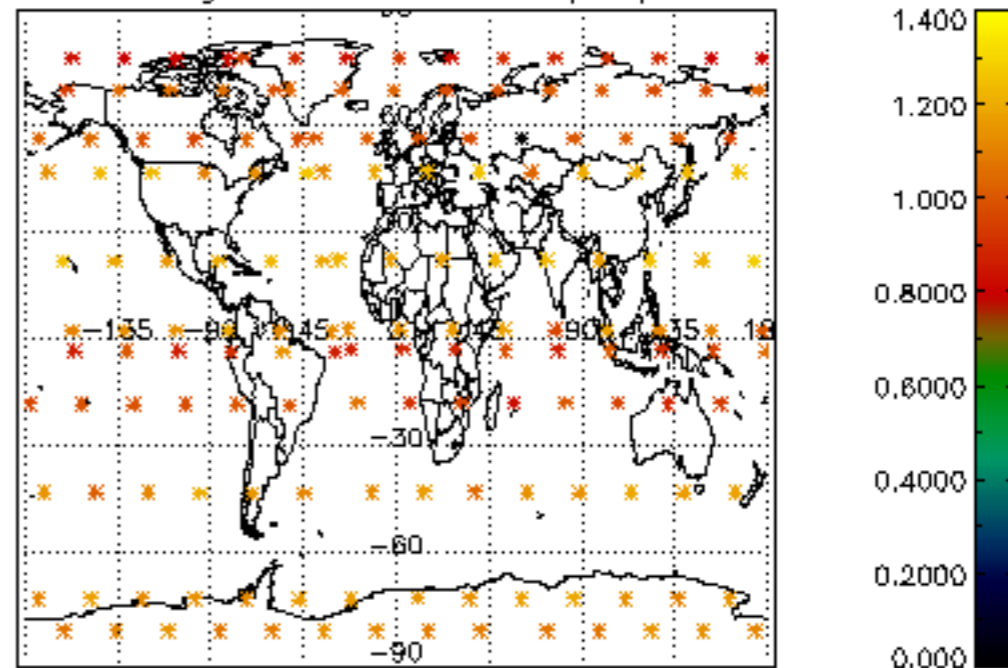




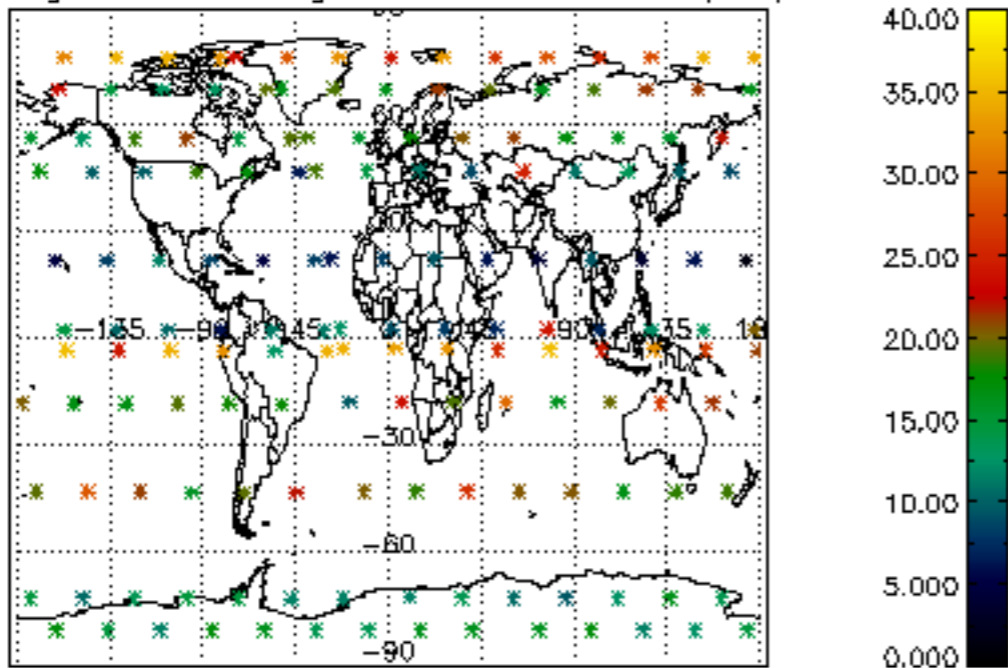
Percentage of cosmic ray hits per profile



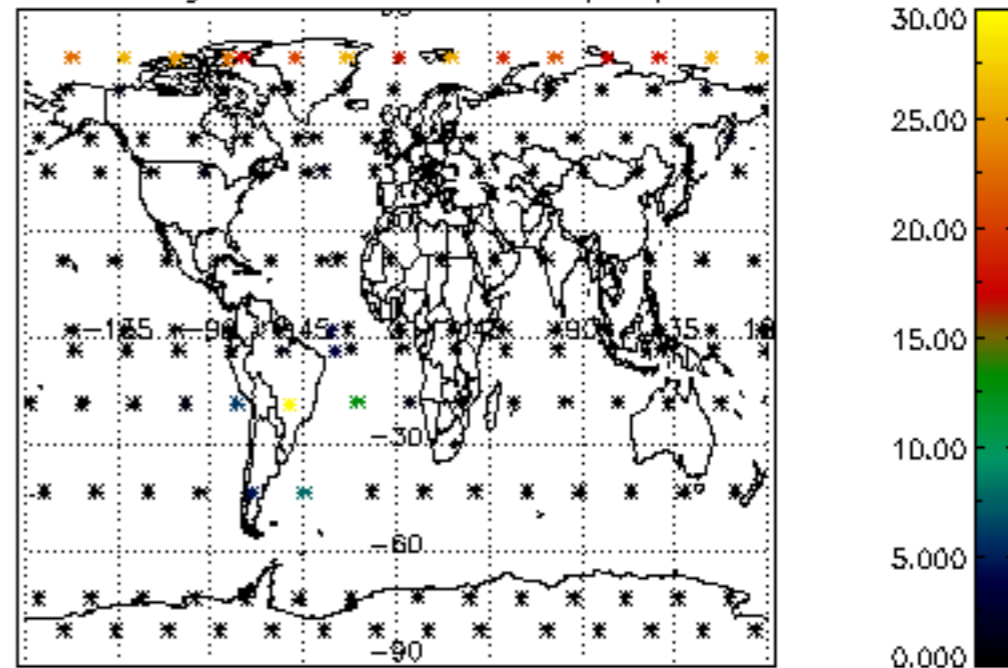
Percentage of datation errors per profile



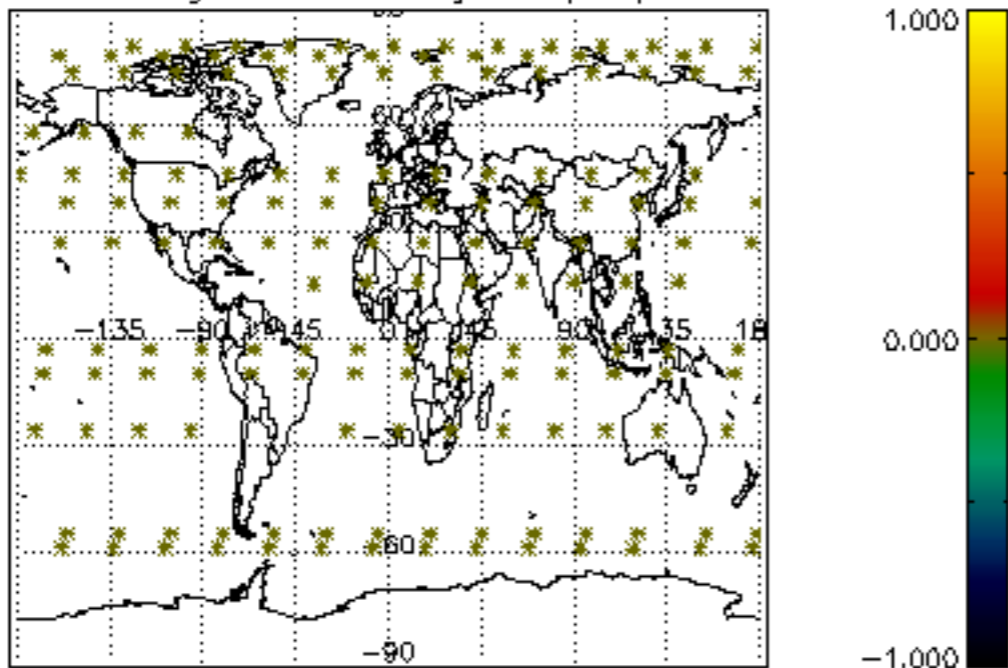
Percentage of star falling outside central band per profile



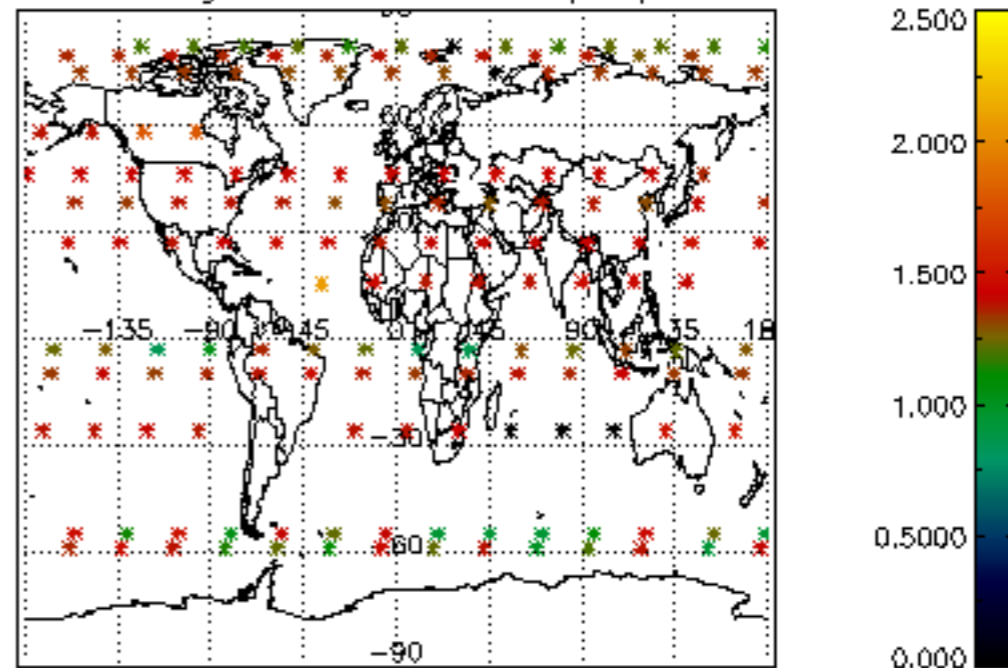
Percentage of saturation errors per profile



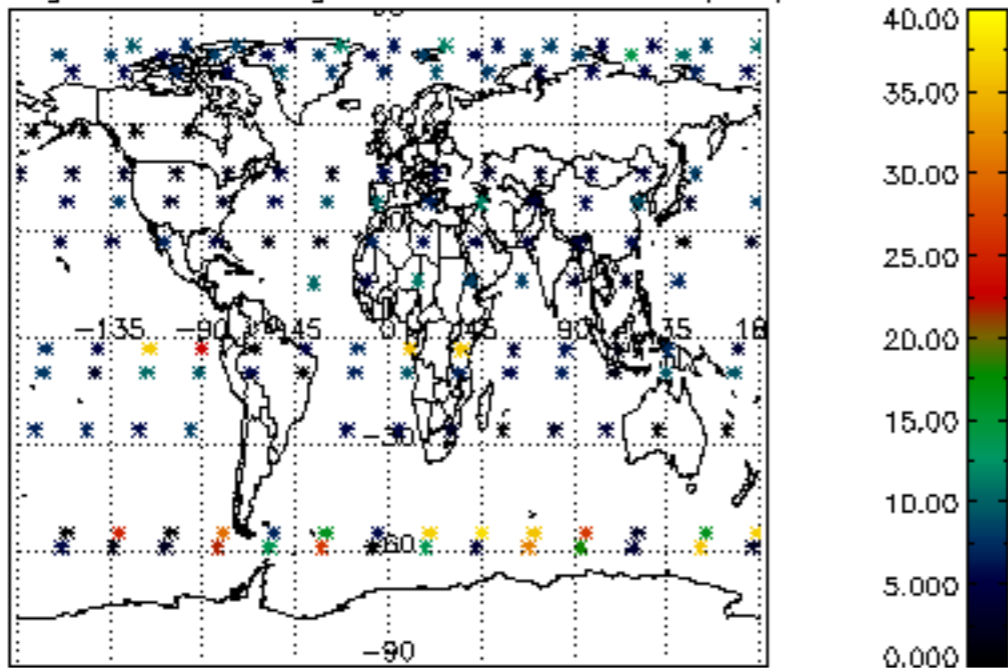
Percentage of cosmic ray hits per profile



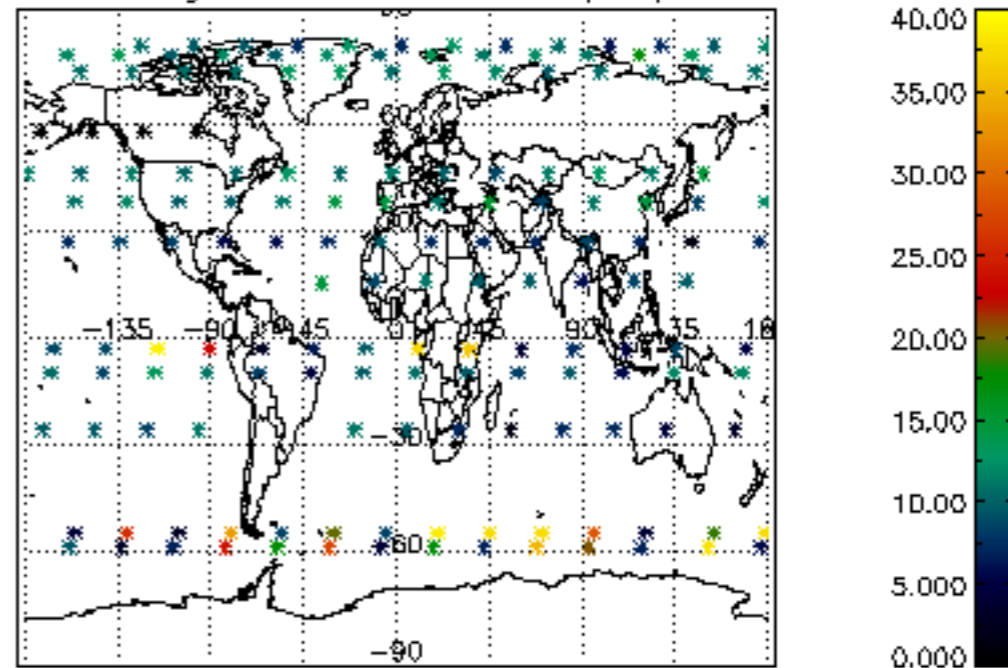
Percentage of datation errors per profile

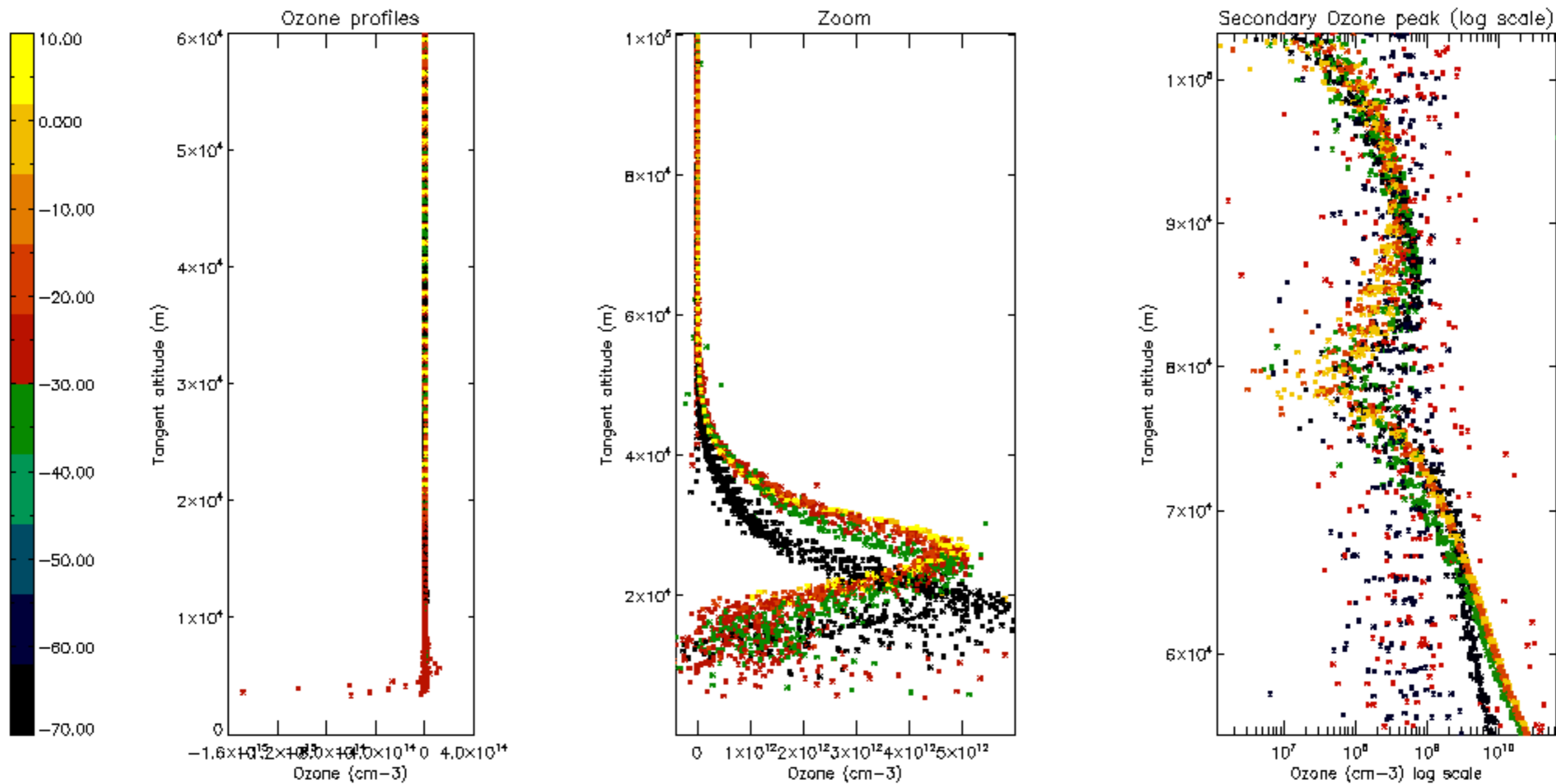


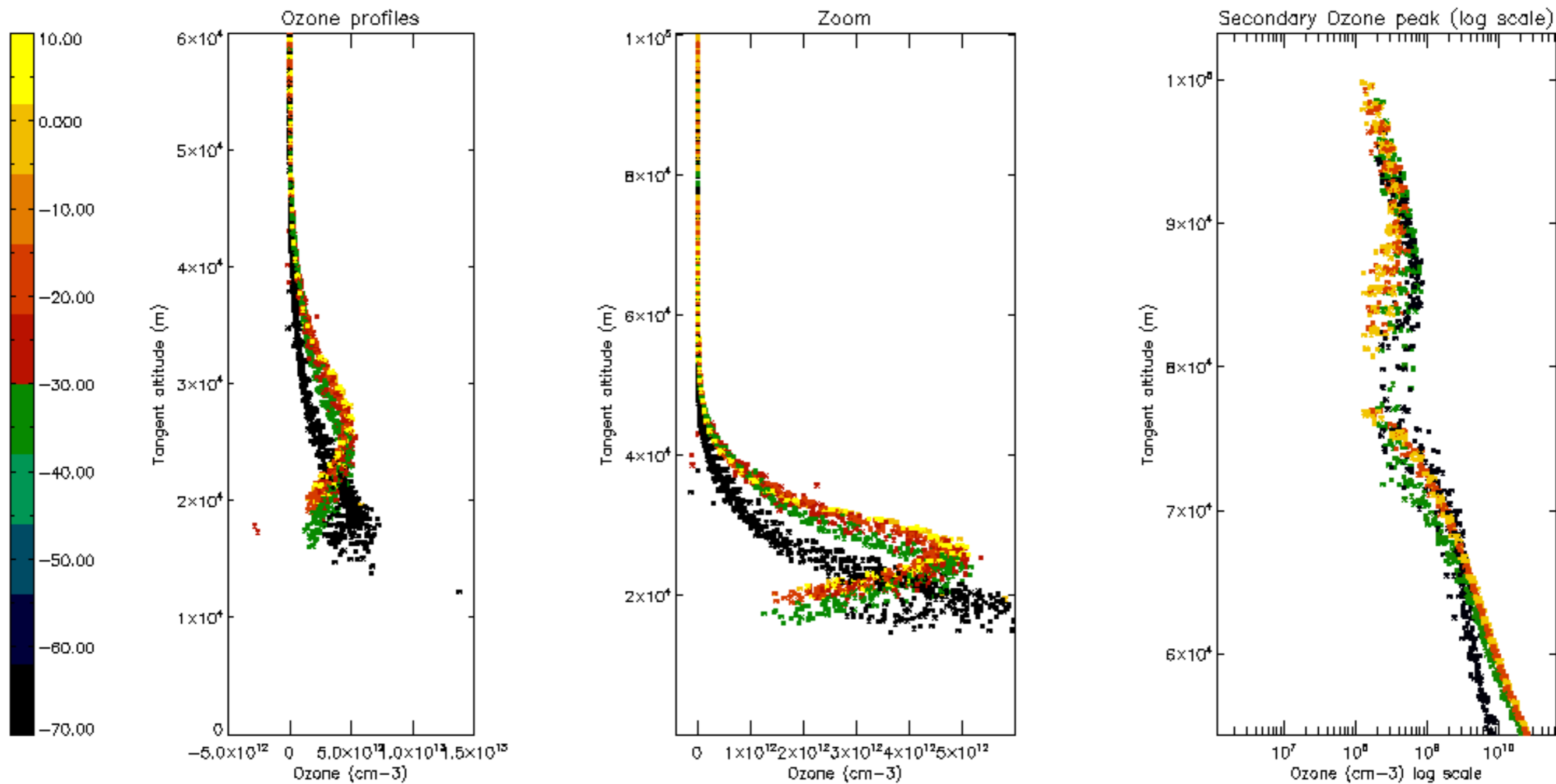
Percentage of star falling outside central band per profile

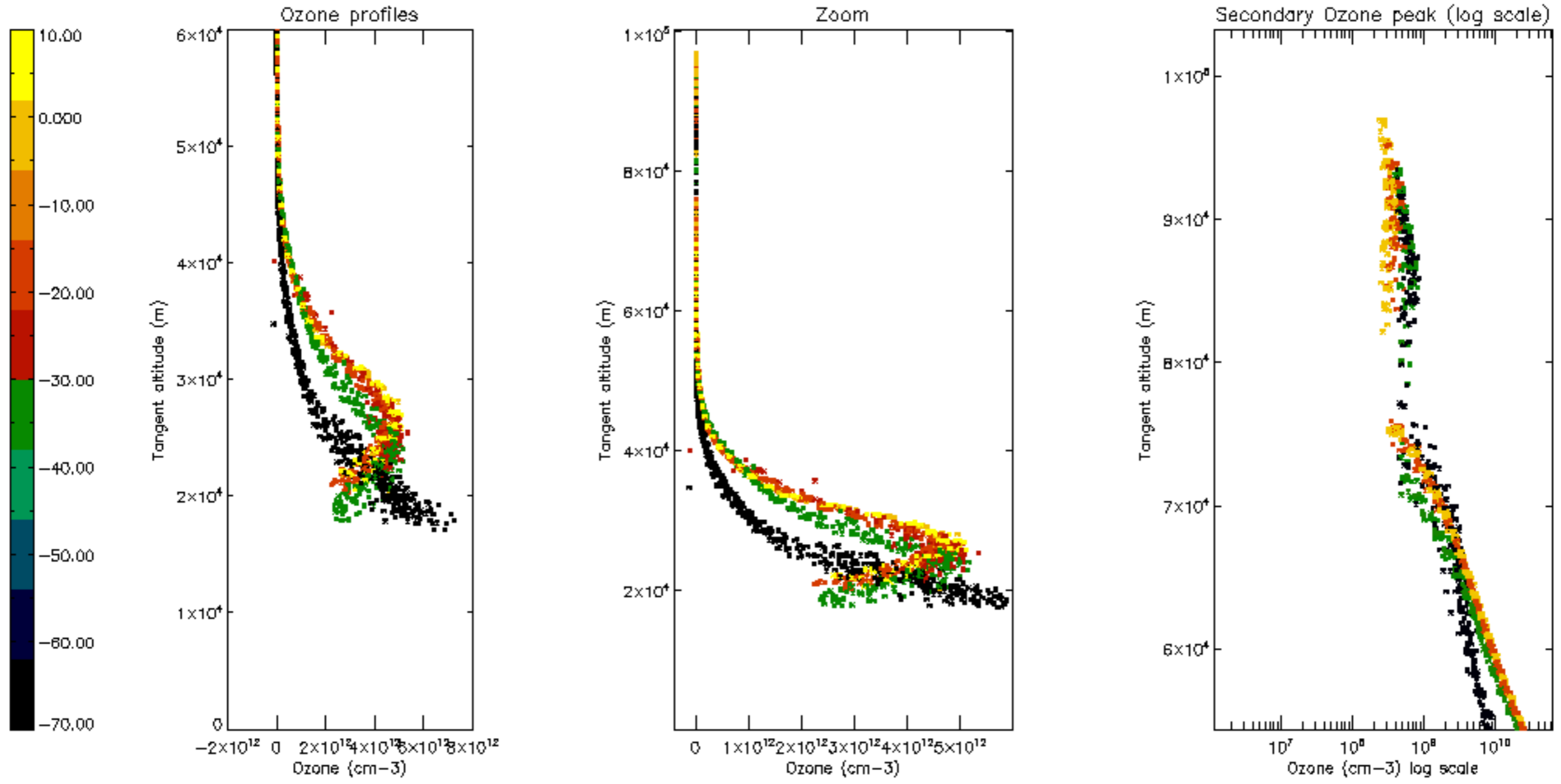


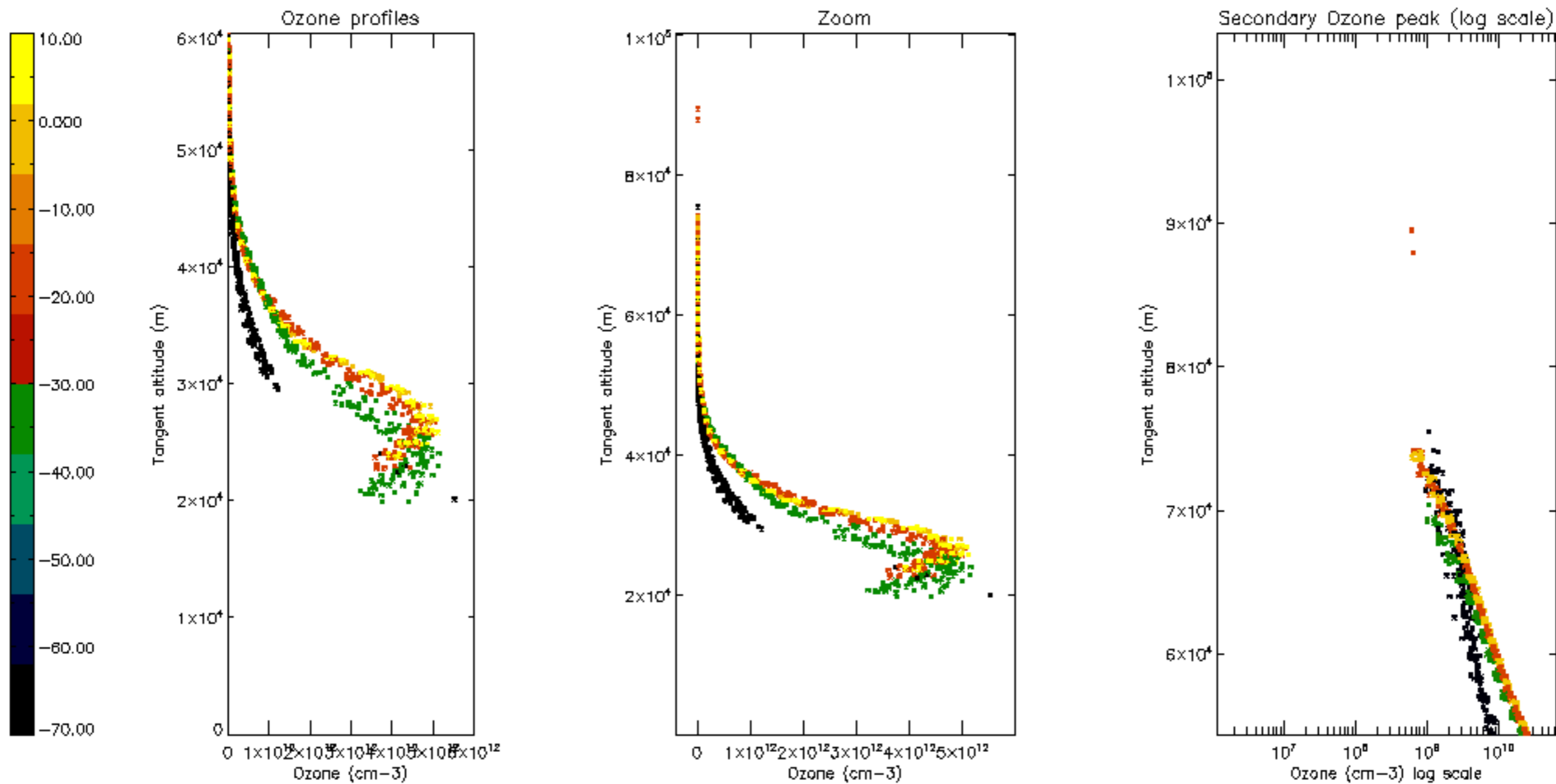
Percentage of saturation errors per profile

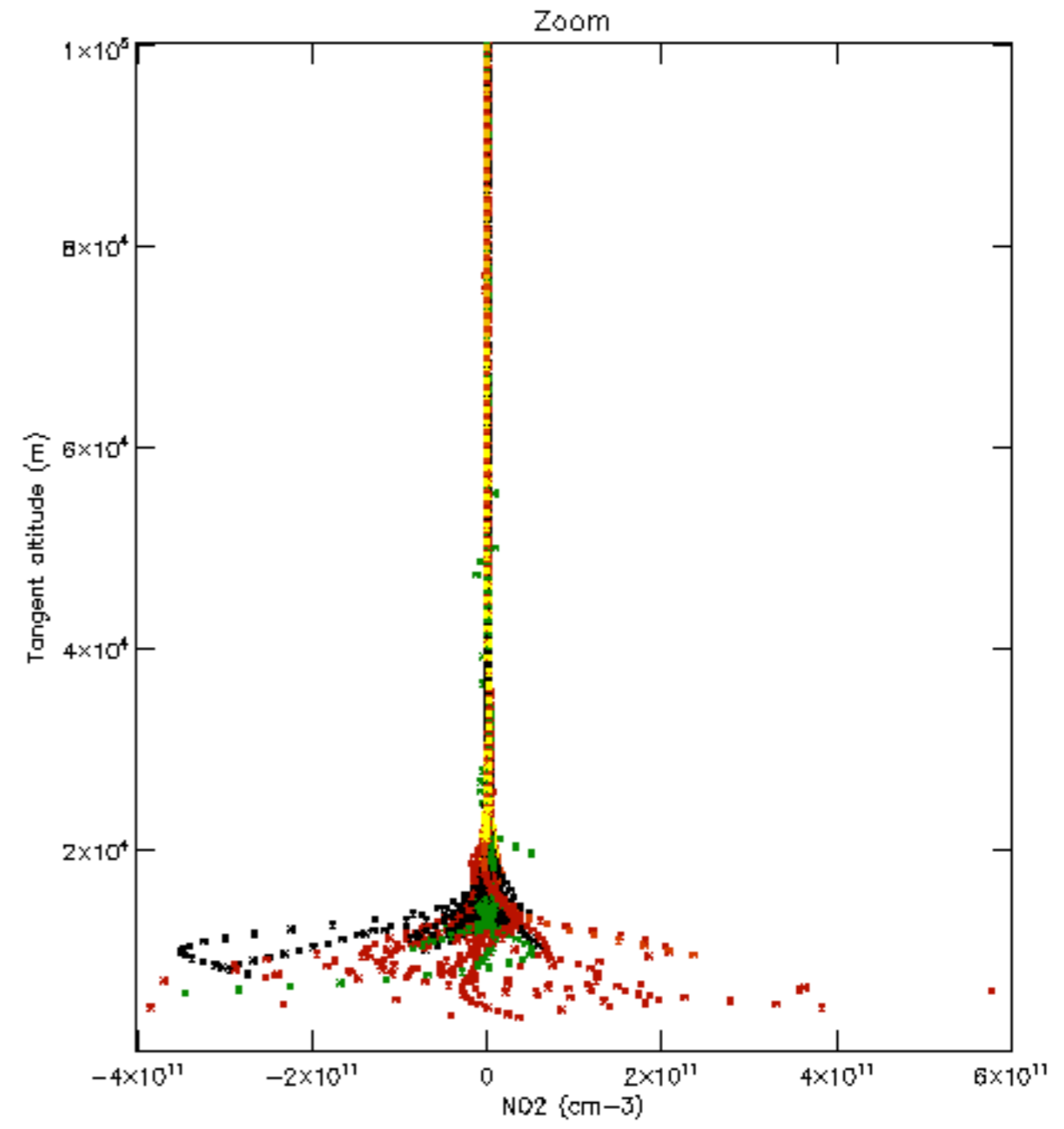
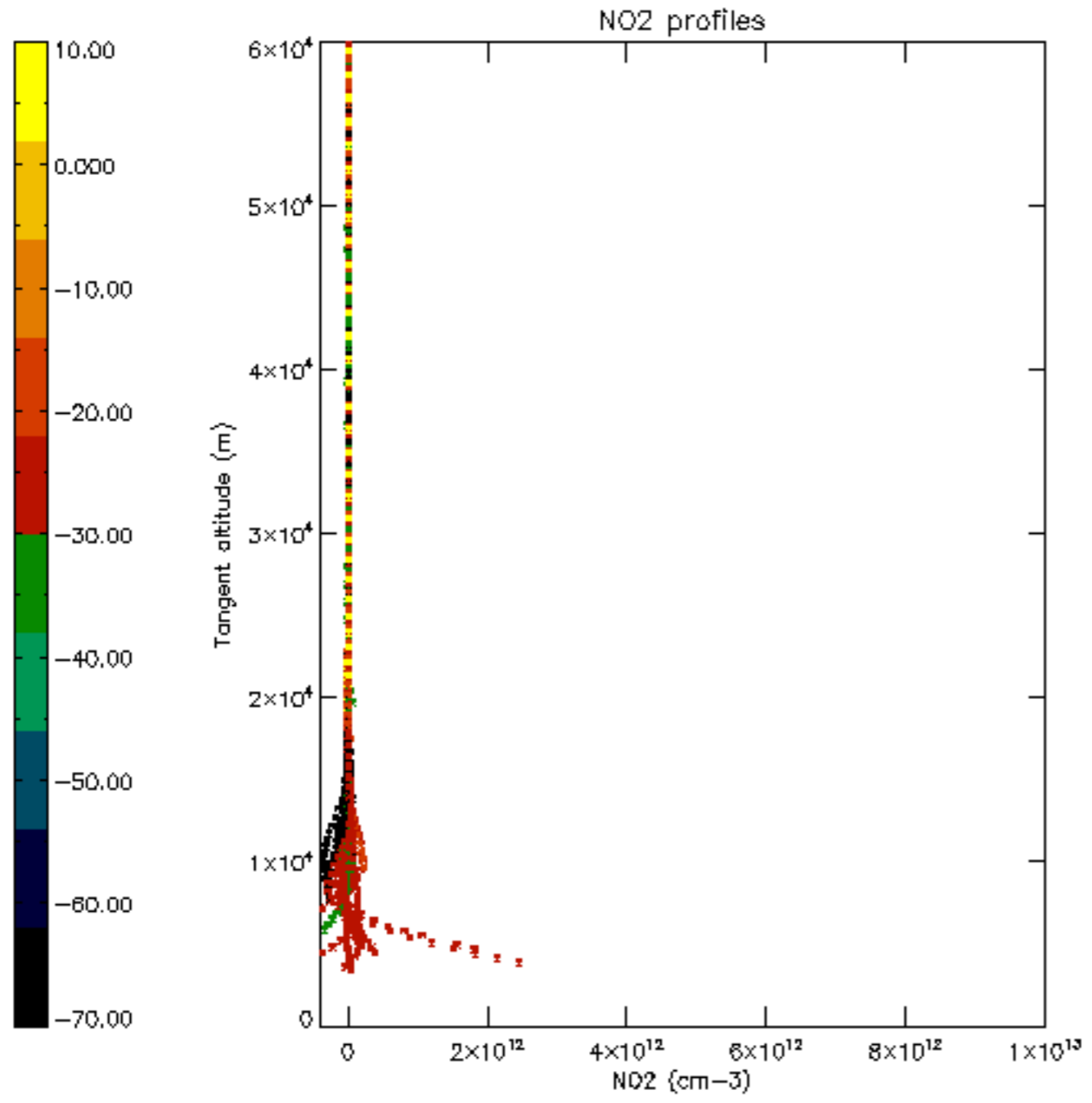


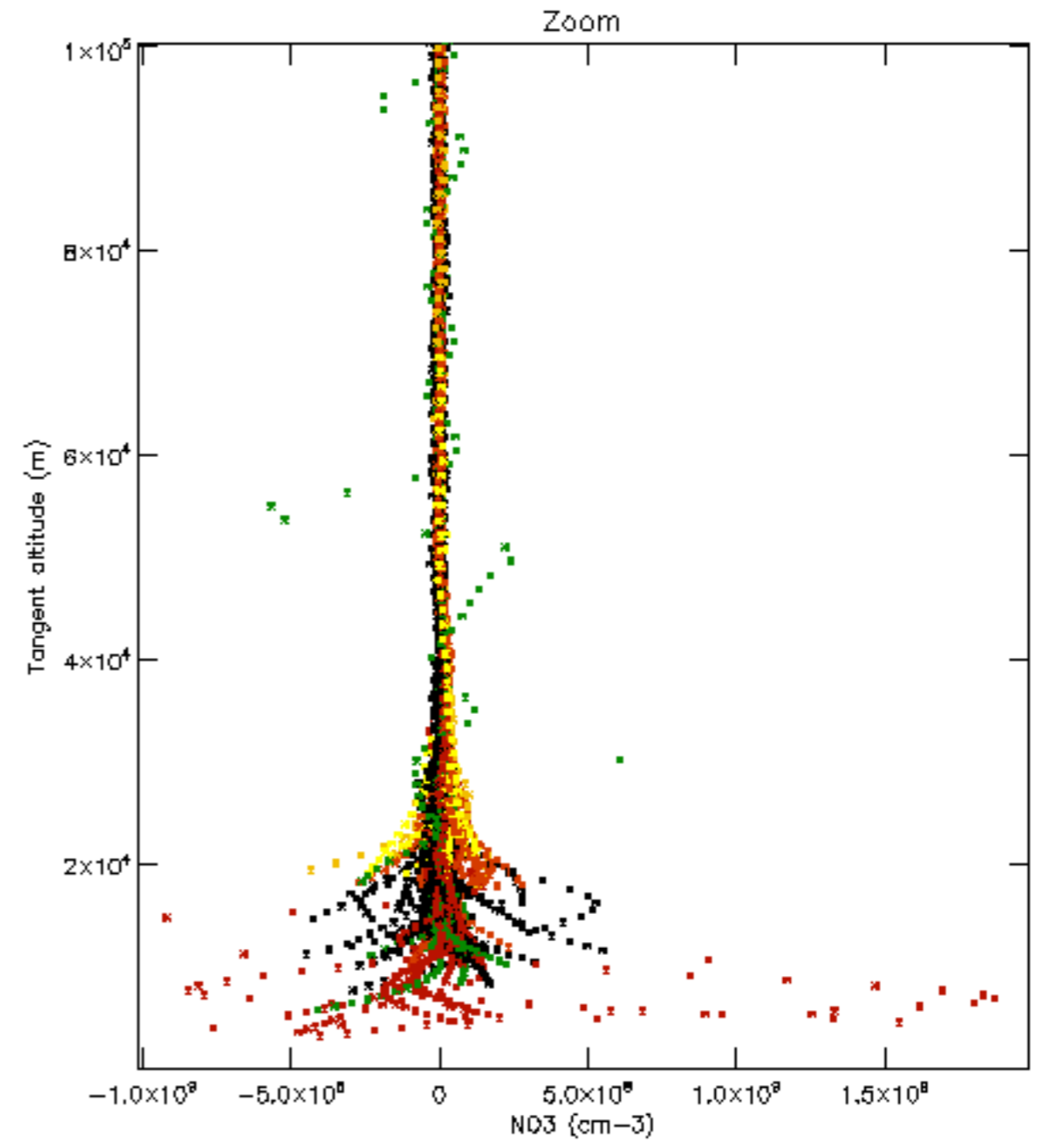
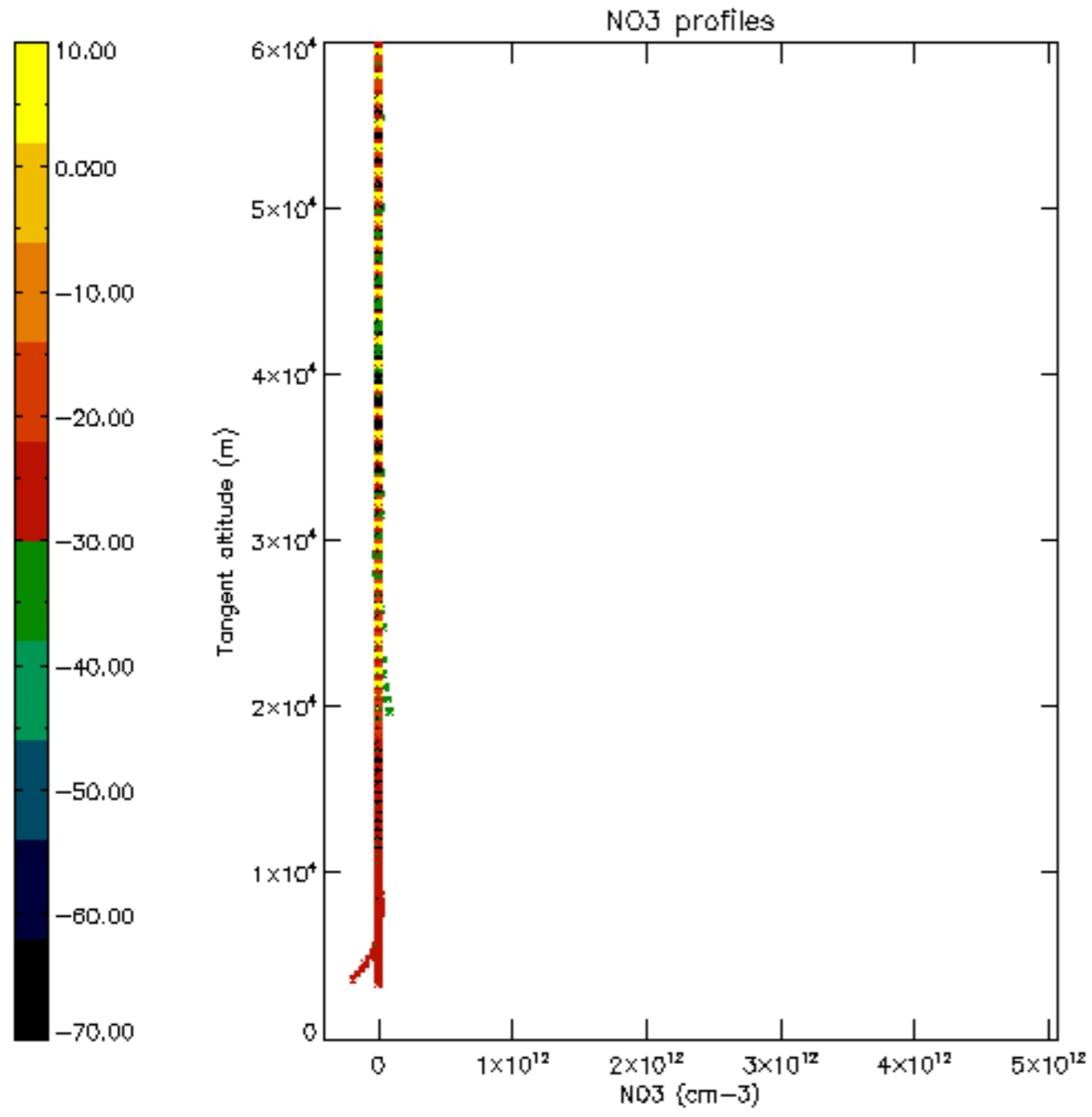


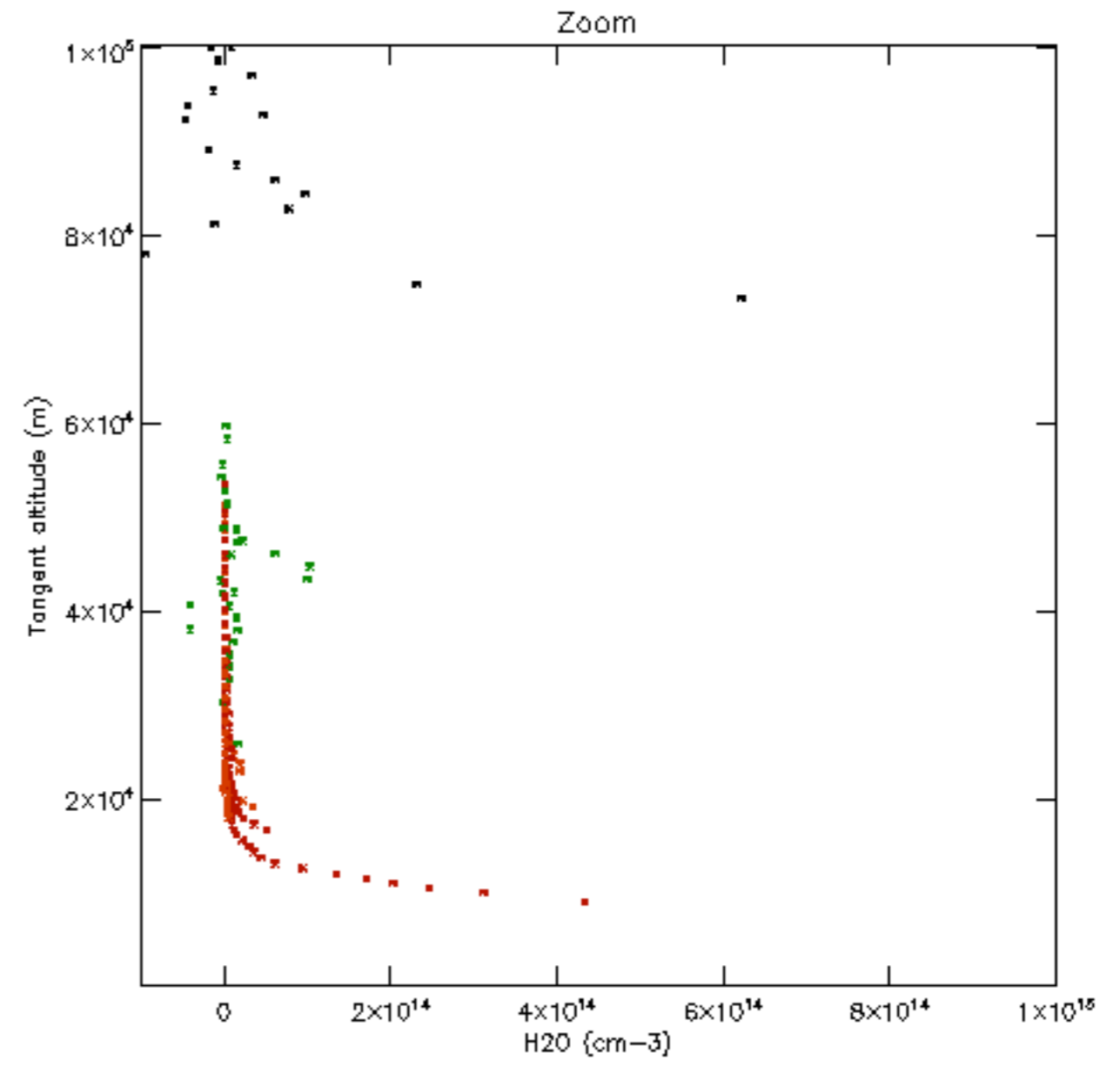
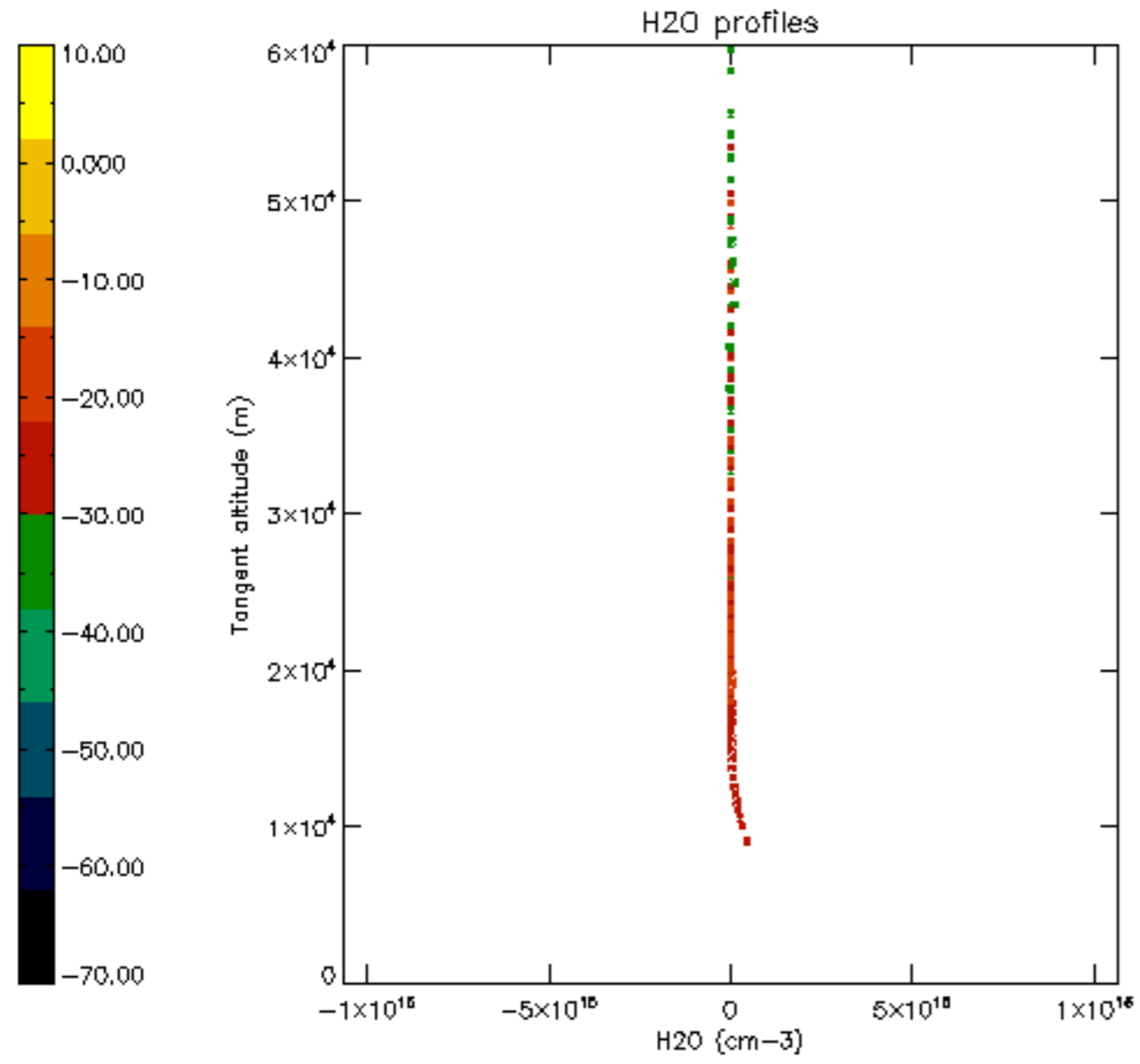


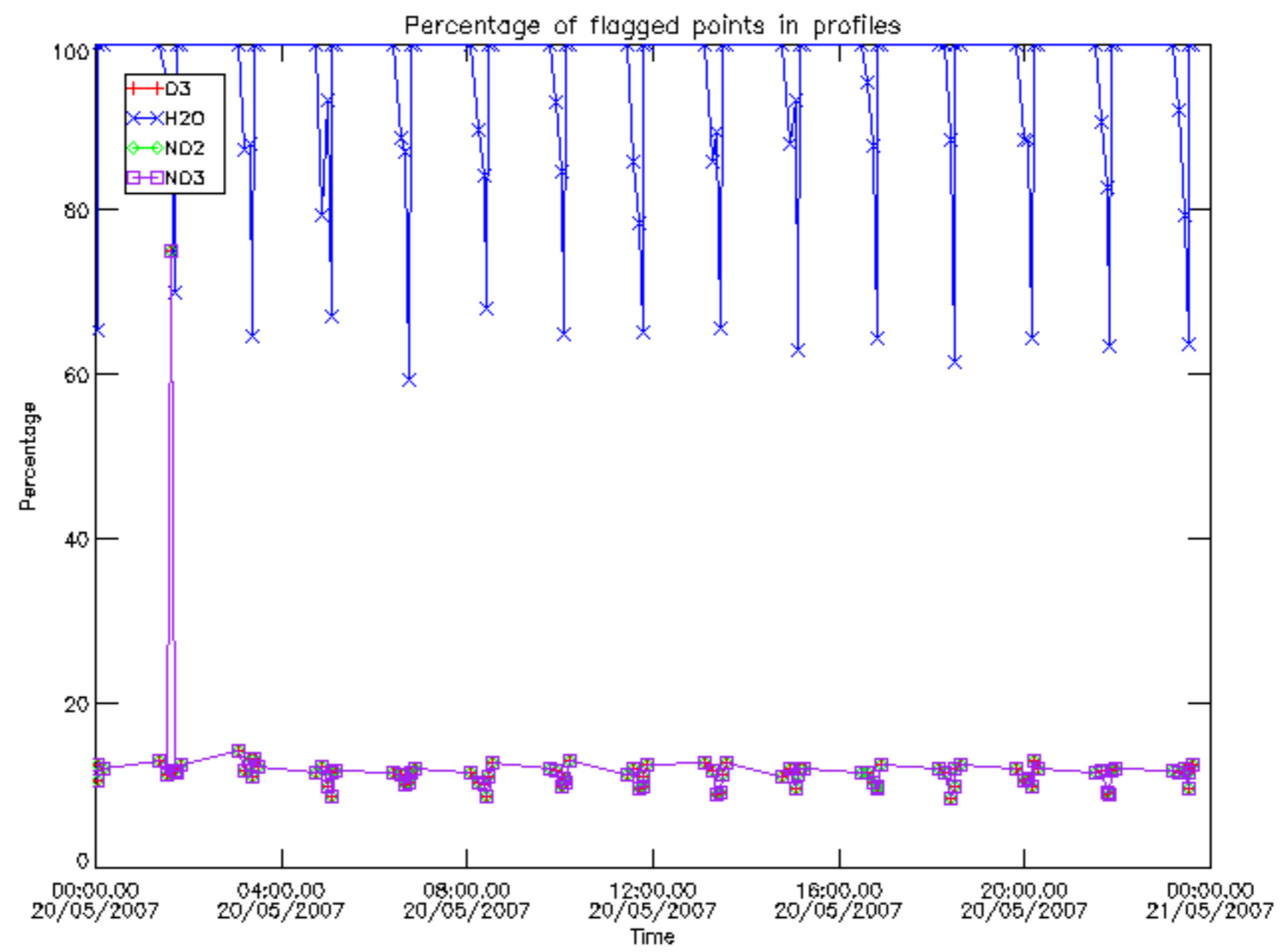




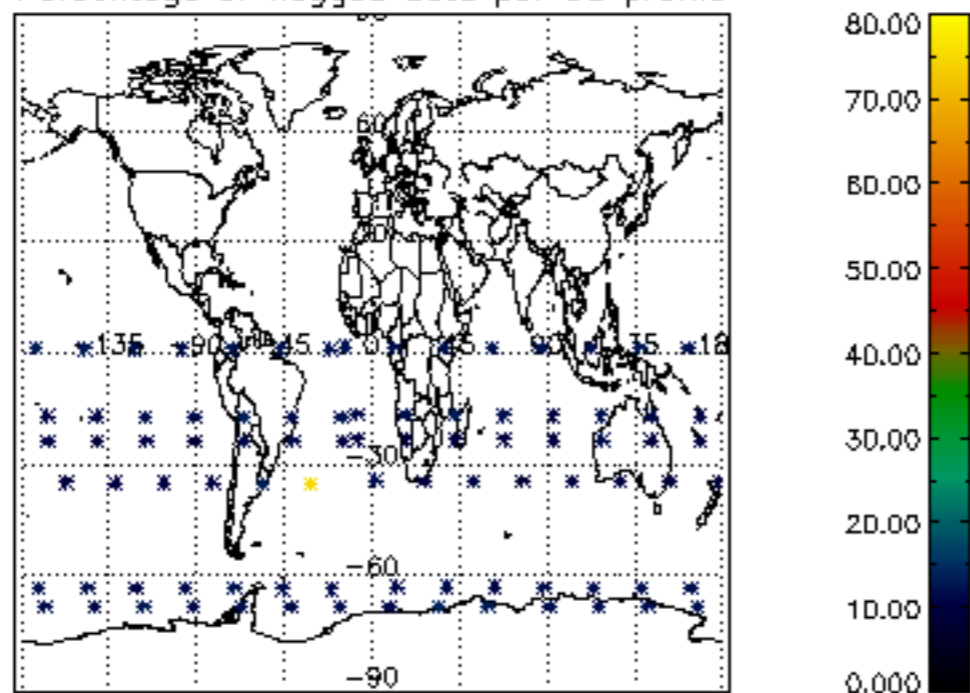




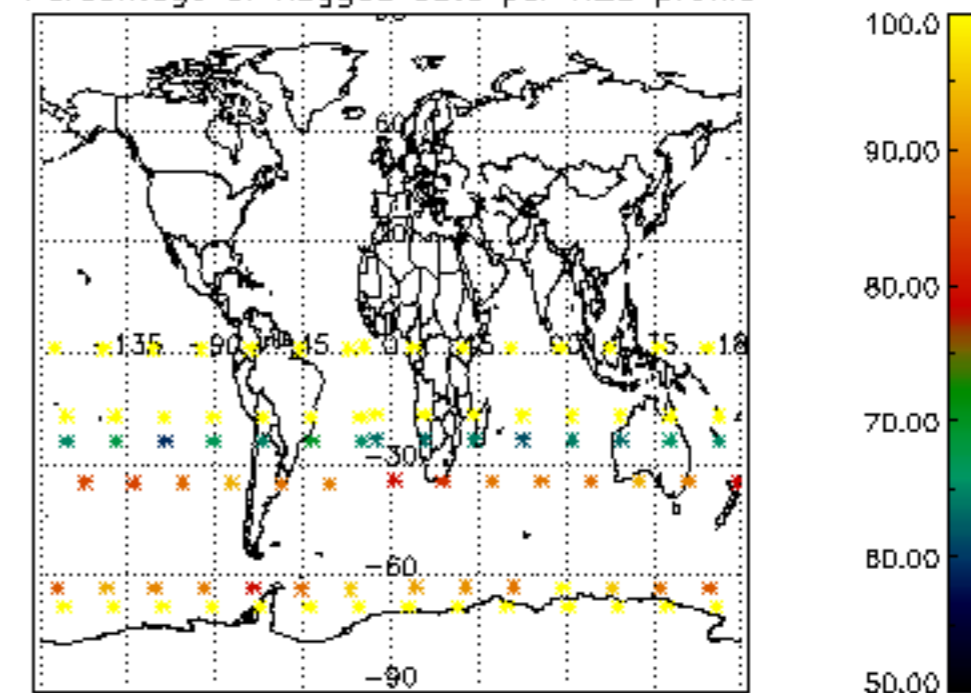




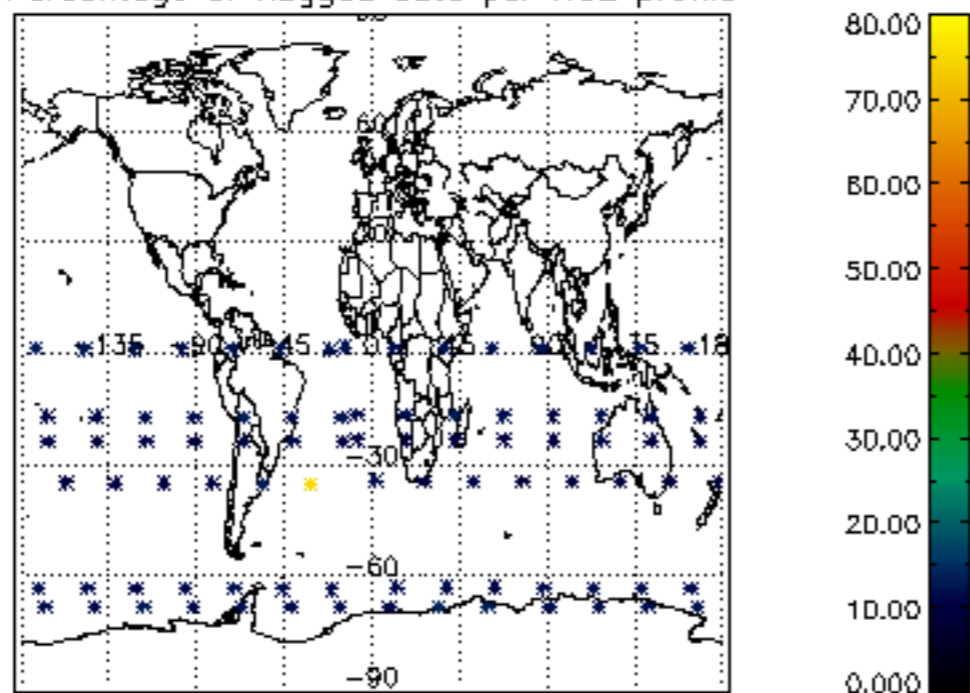
Percentage of flagged data per D3 profile



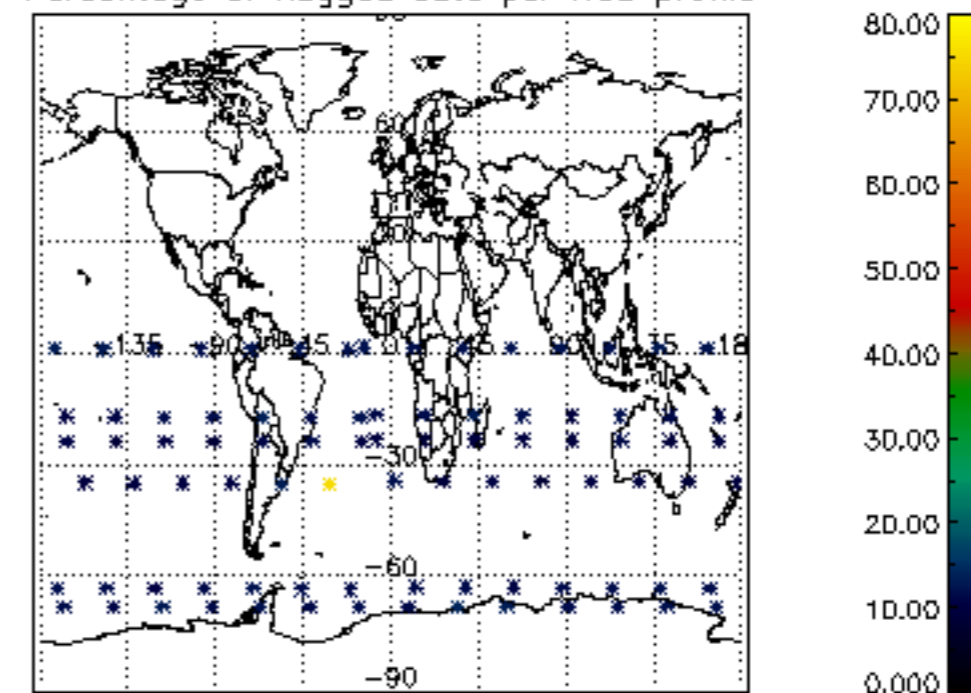
Percentage of flagged data per H2O profile

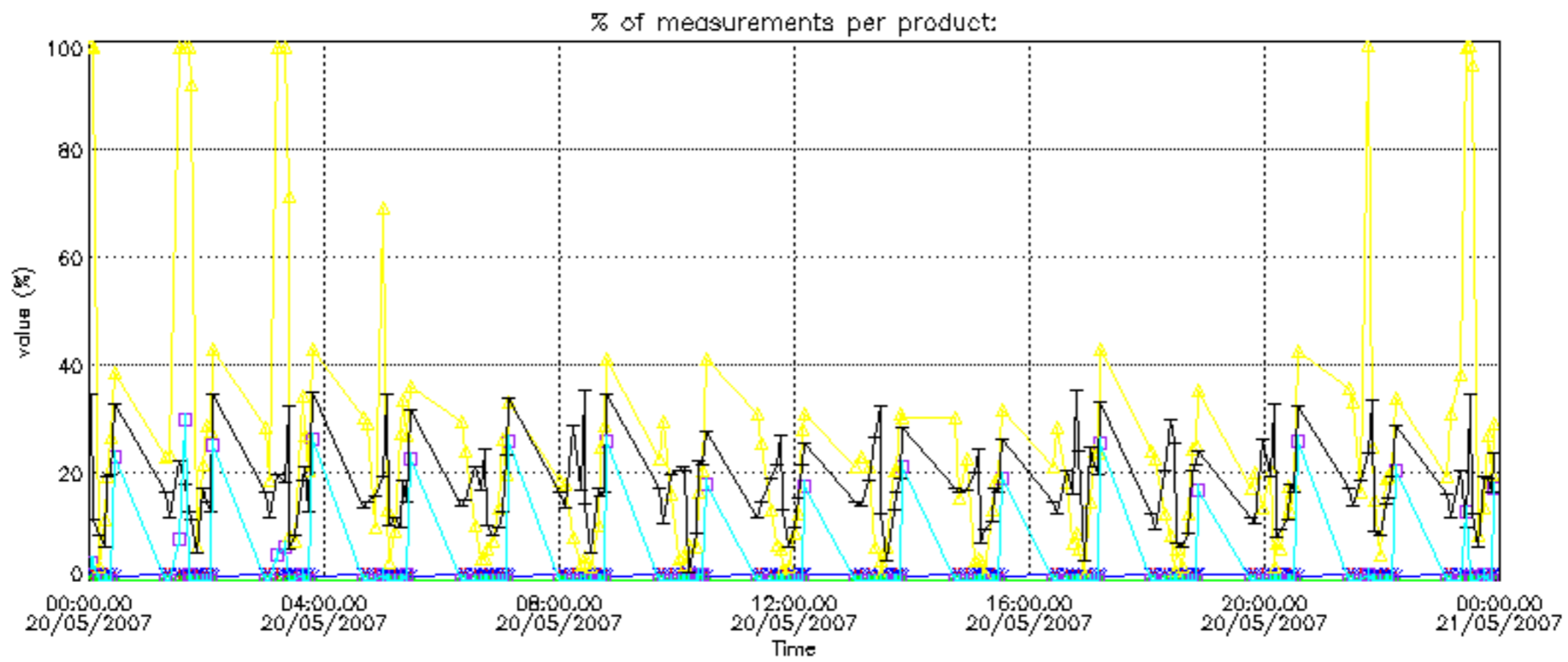


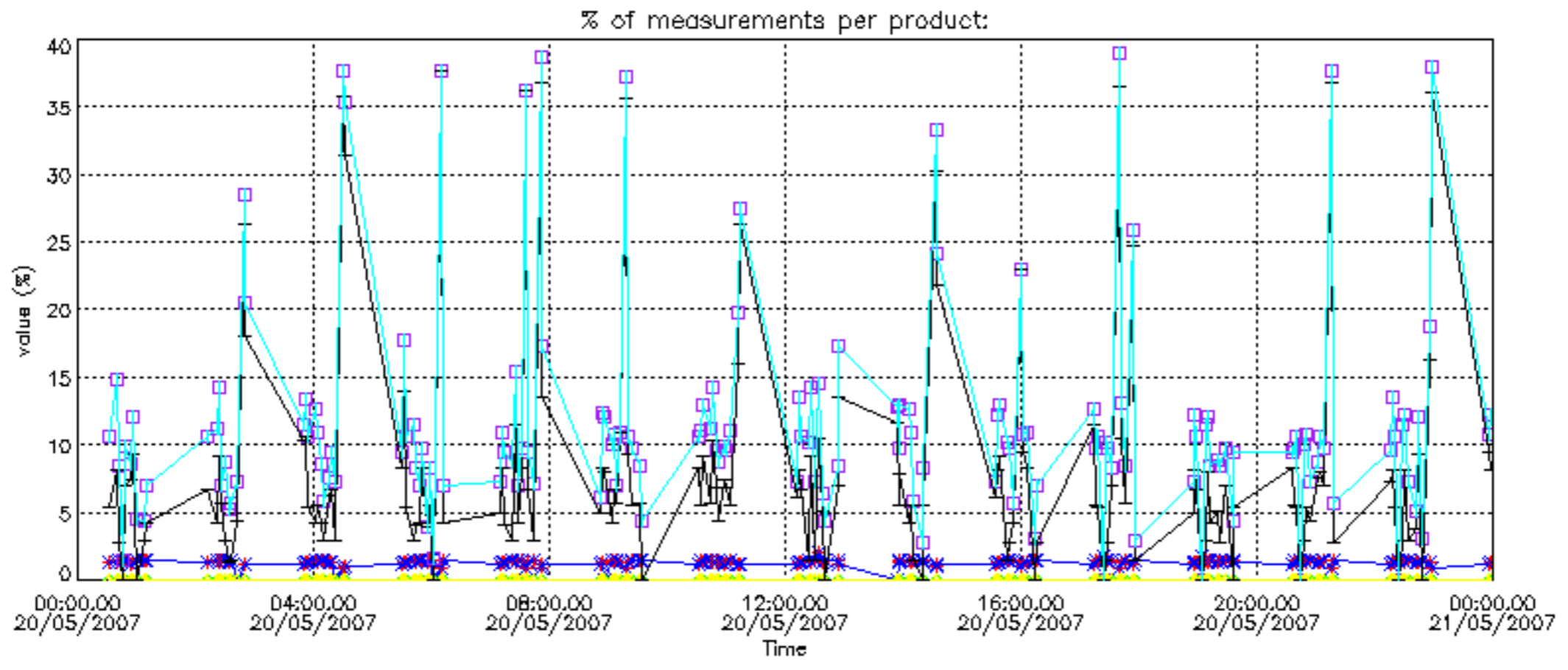
Percentage of flagged data per NO2 profile



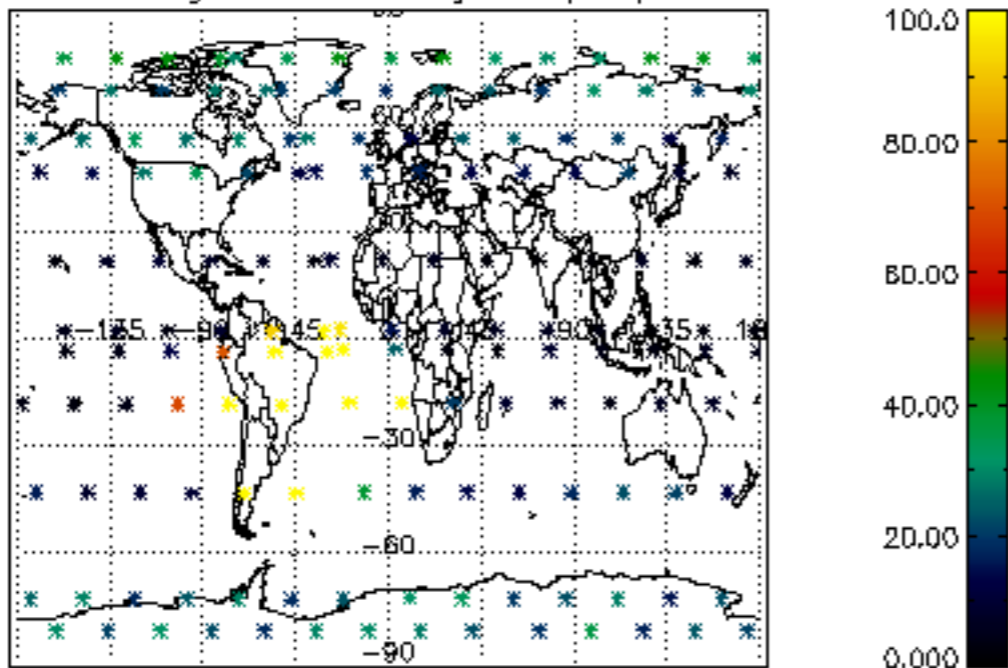
Percentage of flagged data per NO3 profile



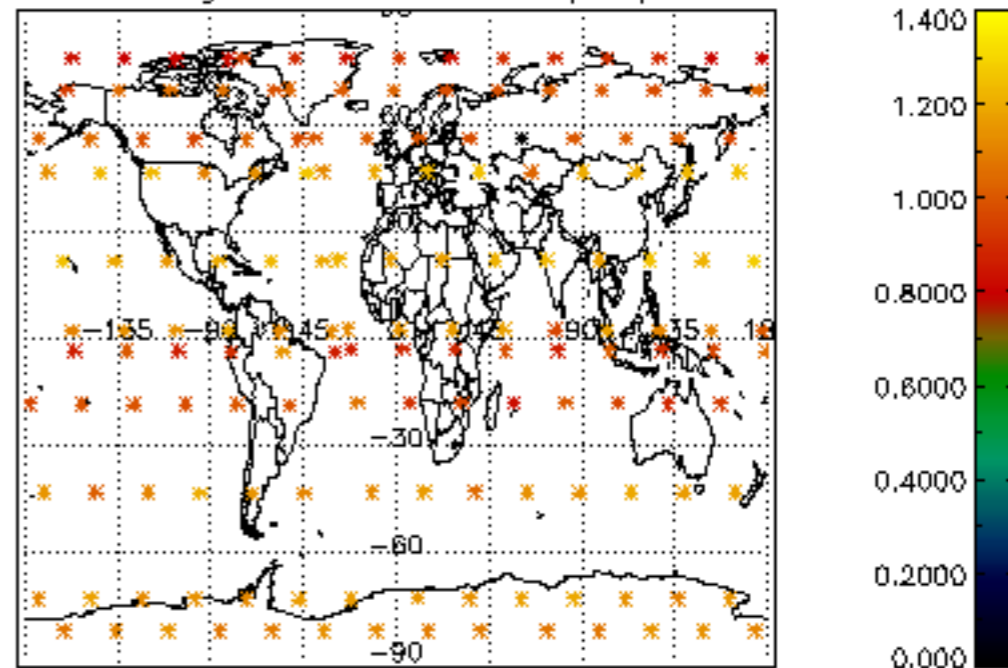




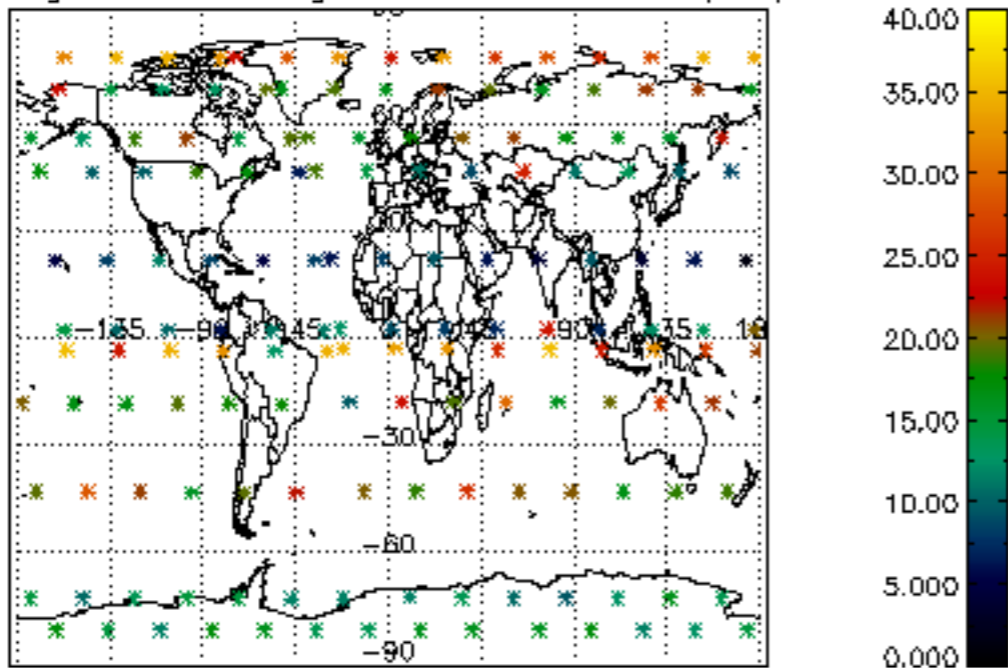
Percentage of cosmic ray hits per profile



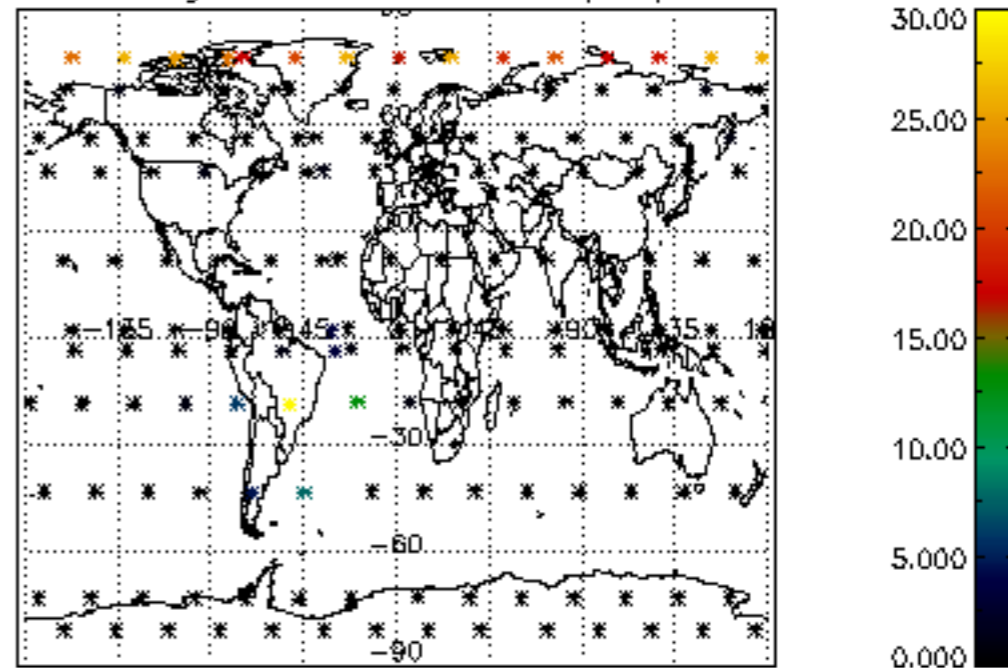
Percentage of datation errors per profile



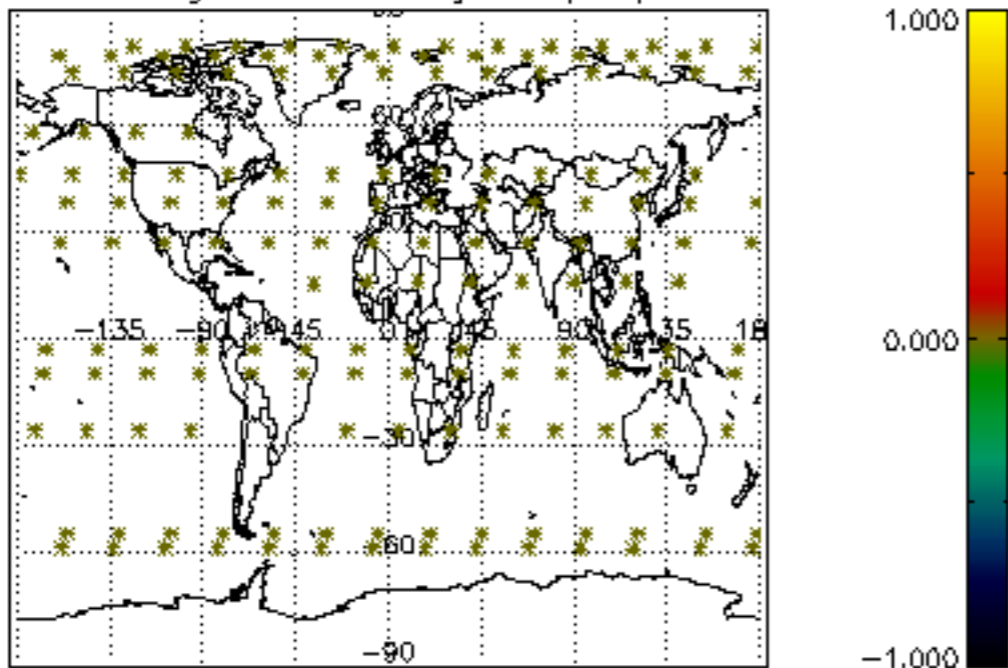
Percentage of star falling outside central band per profile



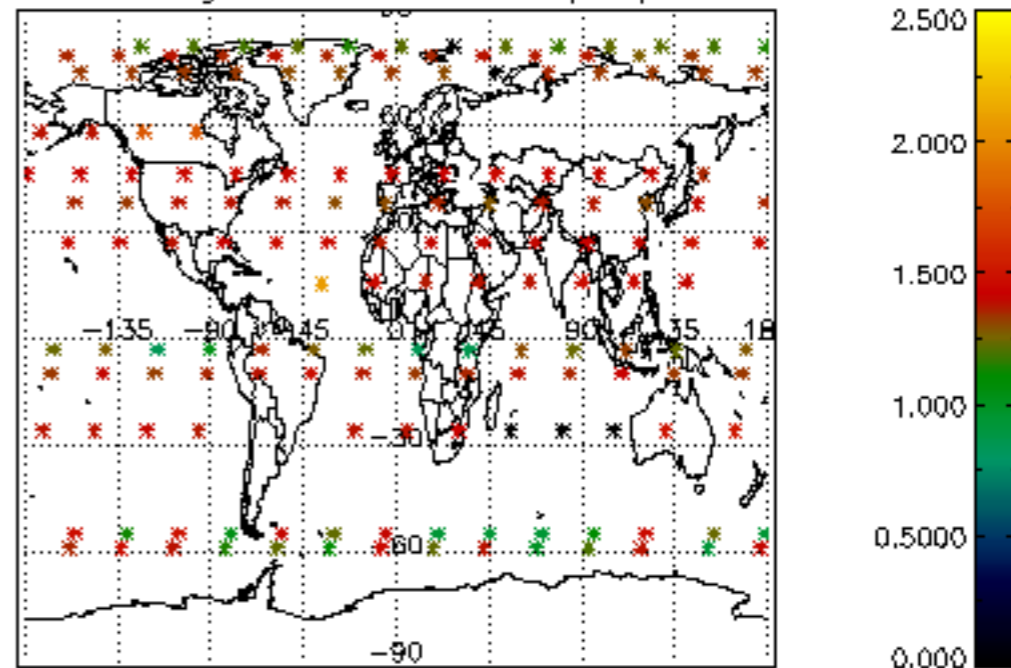
Percentage of saturation errors per profile



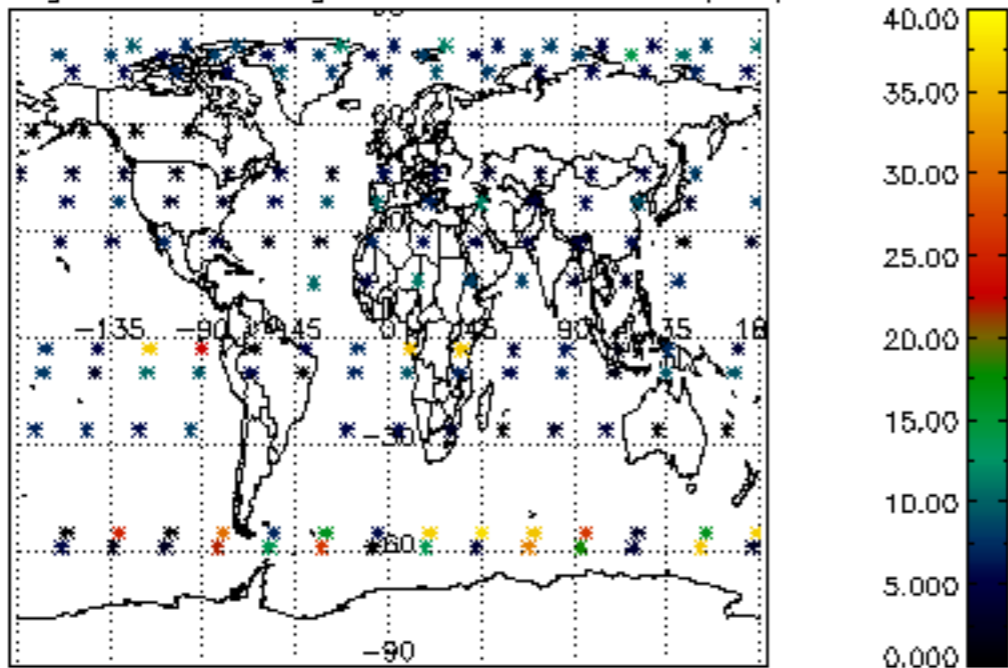
Percentage of cosmic ray hits per profile



Percentage of datation errors per profile



Percentage of star falling outside central band per profile



Percentage of saturation errors per profile

