

GOMOS Level 2 Daily Report

SUMMARY

[1. General Info](#)

[2. Summary of processed GOM_NL_2P products](#)

[3. Level 2 Quality information per product](#)

[3.1 Plot of level 2 quality information per product \(time dependant\)](#)

[3.2 Plot of level 2 quality information per product \(world map\)](#)

[4. Level 1 Quality information per product \(stored on level 2 products\)](#)

[4.1 Plot of level 1 quality information per product \(time dependant\)](#)

[4.1.1 Plot of level 1 quality information per product \(time dependant\): ASCENDING](#)

[4.1.2 Plot of level 1 quality information per product \(time dependant\): DESCENDING](#)

[4.2 Plot of level 1 quality information per product \(world map\)](#)

[4.2.1 Plot of level 1 quality information per product \(world map\): ASCENDING](#)

[4.2.2 Plot of level 1 quality information per product \(world map\): DESCENDING](#)

[5. Ozone profiles based on quality statistics and other trace gas profiles](#)

[5.1 Ozone statistics based on quality of products](#)

[5.2 Plot ozone profiles for all STD \(dark without errors\)](#)

[5.3 Plot ozone profiles where STD < 20% \(dark without errors\)](#)

[5.4. Plot ozone profiles where STD < 10% \(dark without errors\)](#)

[5.5. Plot ozone profiles where STD < 5% \(dark without errors\)](#)

[5.6 Plot NO2 profiles for all STD \(dark without errors\)](#)

[5.7 Plot NO3 profiles for all STD \(dark without errors\)](#)

[5.8 Plot H2O profiles \(only for occultations of stars 1,2,3,4,13,14,16,26,63 dark without errors\) for all STD](#)

[6. Auxiliary Data Files used for the production reported in section 2](#)

This report presents the daily analysis on parameters extracted from GOMOS level 2 data (GOM_NL__2P). It is intended to monitor some important parameters that will impact the quality of these products. A list of level 2 products (and content) that have arrived during the reporting day to the PCF is also given.

Item	Value
Time of report generation	22APR2013 19:24:30
Data source version	GOMOS/6.01
Start time of products	10-05-2007 (10MAY2007 00:00:00)
Stop time of products	11-05-2007 (11MAY2007 00:00:00)
Store outputs in DB	Yes
Nb of level 2 prods	314
Nb of prods with errors	0

2. Summary of processed GOM_NL__2P products.

Nr	Filename	UTC Start time	Limb	Duration	Star Id	Star Name	Star Mag	Star Temp	Nb Meas	Orbit	Prod. error
1	GOM_NL__2PRFIN20070510_000440_000000422058_00030_27138_8500.N1	10-MAY-2007 00:04:40	Dark	41.500	52	16Bet Cet	2.0370	4500.0	83	27138	No
2	GOM_NL__2PRFIN20070510_001129_000000432058_00030_27138_8501.N1	10-MAY-2007 00:11:29	Dark	42.500	84	Alp Phe	2.3970	4500.0	85	27138	No
3	GOM_NL__2PRFIN20070510_001502_000000442058_00030_27138_8502.N1	10-MAY-2007 00:15:02	Dark	44.000	63	Bet Gru	2.1500	2800.0	88	27138	No
4	GOM_NL__2PRFIN20070510_001830_000000392058_00031_27139_8509.N1	10-MAY-2007 00:18:30	Dark	39.000	148	Alp Tuc	2.8780	4100.0	78	27139	No
5	GOM_NL__2PRFIN20070510_002751_000000392058_00031_27139_8510.N1	10-MAY-2007 00:27:51	Straylight	39.000	43	Alp TrA	1.9100	4250.0	78	27139	No
6	GOM_NL__2PRFIN20070510_003003_000000382058_00031_27139_8511.N1	10-MAY-2007 00:30:03	Straylight	37.500	134	Bet TrA	2.8100	6600.0	75	27139	No
7	GOM_NL__2PRFIN20070510_003155_000000432058_00031_27139_8512.N1	10-MAY-2007 00:31:55	Straylight	43.000	4	Alp1Cen	-0.010000	5800.0	86	27139	No
8	GOM_NL__2PRFIN20070510_003525_000000412058_00031_27139_8513.N1	10-MAY-2007 00:35:25	Straylight	40.500	78	Alp Lup	2.3040	28000.	81	27139	No
9	GOM_NL__2PRFIN20070510_003657_000000392058_00031_27139_8514.N1	10-MAY-2007 00:36:57	Straylight	39.000	81	Eta Cen	2.3560	28000.	78	27139	No
10	GOM_NL__2PRFIN20070510_003856_000000452058_00031_27139_8515.N1	10-MAY-2007 00:38:56	Twi_and_stray	45.000	54	5The Cen	2.0550	4500.0	90	27139	No
11	GOM_NL__2PRFIN20070510_004306_000000392058_00031_27139_8516.N1	10-MAY-2007 00:43:06	Bright	38.500	169	46Gam Hya	2.9910	4700.0	77	27139	No
12	GOM_NL__2PRFIN20070510_004621_000000382058_00031_27139_8517.N1	10-MAY-2007 00:46:21	Bright	38.000	15	67Alp Vir	0.97600	28000.	76	27139	No
13	GOM_NL__2PRFIN20070510_005243_000000352058_00031_27139_8518.N1	10-MAY-2007 00:52:43	Bright	34.500	138	47Eps Vir	2.8280	4700.0	69	27139	No
14	GOM_NL__2PRFIN20070510_005434_000000362058_00031_27139_8519.N1	10-MAY-2007 00:54:34	Bright	35.500	111	8Eta Boo	2.6800	6000.0	71	27139	No
15	GOM_NL__2PRFIN20070510_010018_000000352058_00031_27139_8520.N1	10-MAY-2007 01:00:18	Bright	34.500	152	12Alp2CVn	2.8900	11000.	69	27139	No
16	GOM_NL__2PRFIN20070510_010323_000000372058_00031_27139_8521.N1	10-MAY-2007 01:03:23	Bright	37.000	39	85Eta UMa	1.8540	24000.	74	27139	No
17	GOM_NL__2PRFIN20070510_010453_000000362058_00031_27139_8522.N1	10-MAY-2007 01:04:53	Bright	35.500	55	79Zet UMa	2.0600	10200.	71	27139	No
18	GOM_NL__2PRFIN20070510_010802_000000382058_00031_27139_8523.N1	10-MAY-2007 01:08:02	Bright	37.500	36	50Alp UMa	1.8000	6300.0	75	27139	No
19	GOM_NL__2PRFIN20070510_011458_000000362058_00031_27139_8524.N1	10-MAY-2007 01:14:58	Bright	35.500	49	1Alp UMi	1.9900	6300.0	71	27139	No
20	GOM_NL__2PRFIN20070510_012307_000000352058_00031_27139_8525.N1	10-MAY-2007 01:23:07	Bright	34.500	76	27Gam Cas	2.3000	30000.	69	27139	No
21	GOM_NL__2PRFIN20070510_012422_000000532058_00031_27139_8526.N1	10-MAY-2007 01:24:22	Bright	53.000	68	18Alp Cas	2.2250	4500.0	106	27139	No
22	GOM_NL__2PRFIN20070510_013632_000000402058_00031_27139_8527.N1	10-MAY-2007 01:36:32	Twilight	39.500	140	88Gam Peg	2.8340	26000.	79	27139	No
23	GOM_NL__2PRFIN20070510_014516_000000422058_00031_27139_8528.N1	10-MAY-2007 01:45:16	Dark	42.000	52	16Bet Cet	2.0370	4500.0	84	27139	No
24	GOM_NL__2PRFIN20070510_015205_000000422058_00031_27139_8529.N1	10-MAY-2007 01:52:05	Dark	41.500	84	Alp Phe	2.3970	4500.0	83	27139	No
25	GOM_NL__2PRFIN20070510_015539_000000542058_00031_27139_8530.N1	10-MAY-2007 01:55:39	Dark	53.500	63	Bet Gru	2.1500	2800.0	107	27139	No
26	GOM_NL__2PRFIN20070510_015906_000000392058_00032_27140_8521.N1	10-MAY-2007 01:59:06	Dark	38.500	148	Alp Tuc	2.8780	4100.0	77	27140	No
27	GOM_NL__2PRFIN20070510_020828_000000412058_00032_27140_8522.N1	10-MAY-2007 02:08:28	Straylight	40.500	43	Alp TrA	1.9100	4250.0	81	27140	No
28	GOM_NL__2PRFIN20070510_021040_000000382058_00032_27140_8523.N1	10-MAY-2007 02:10:40	Straylight	38.000	134	Bet TrA	2.8100	6600.0	76	27140	No
29	GOM_NL__2PRFIN20070510_021231_000000422058_00032_27140_8524.N1	10-MAY-2007 02:12:31	Straylight	41.500	4	Alp1Cen	-0.010000	5800.0	83	27140	No
30	GOM_NL__2PRFIN20070510_021602_000000402058_00032_27140_8525.N1	10-MAY-2007 02:16:02	Straylight	40.000	78	Alp Lup	2.3040	28000.	80	27140	No
31	GOM_NL__2PRFIN20070510_021733_000000392058_00032_27140_8526.N1	10-MAY-2007 02:17:33	Straylight	38.500	81	Eta Cen	2.3560	28000.	77	27140	No
32	GOM_NL__2PRFIN20070510_021932_000000442058_00032_27140_8527.N1	10-MAY-2007 02:19:32	Twi_and_stray	44.000	54	5The Cen	2.0550	4500.0	88	27140	No
33	GOM_NL__2PRFIN20070510_022342_000000382058_00032_27140_8528.N1	10-MAY-2007 02:23:42	Bright	37.500	169	46Gam Hya	2.9910	4700.0	75	27140	No
34	GOM_NL__2PRFIN20070510_022658_000000382058_00032_27140_8529.N1	10-MAY-2007 02:26:58	Bright	38.000	15	67Alp Vir	0.97600	28000.	76	27140	No
35	GOM_NL__2PRFIN20070510_023319_000000352058_00032_27140_8530.N1	10-MAY-2007 02:33:19	Bright	35.000	138	47Eps Vir	2.8280	4700.0	70	27140	No
36	GOM_NL__2PRFIN20070510_023510_000000362058_00032_27140_8531.N1	10-MAY-2007 02:35:10	Bright	35.500	111	8Eta Boo	2.6800	6000.0	71	27140	No
37	GOM_NL__2PRFIN20070510_024054_000000342058_00032_27140_8532.N1	10-MAY-2007 02:40:54	Bright	34.000	152	12Alp2CVn	2.8900	11000.	68	27140	No
38	GOM_NL__2PRFIN20070510_024359_000000342058_00032_27140_8533.N1	10-MAY-2007 02:43:59	Bright	33.500	39	85Eta UMa	1.8540	24000.	67	27140	No
39	GOM_NL__2PRFIN20070510_024529_000000332058_00032_27140_8534.N1	10-MAY-2007 02:45:29	Bright	33.000	55	79Zet UMa	2.0600	10200.	66	27140	No
40	GOM_NL__2PRFIN20070510_024838_000000362058_00032_27140_8535.N1	10-MAY-2007 02:48:38	Bright	36.000	36	50Alp UMa	1.8000	6300.0	72	27140	No
41	GOM_NL__2PRFIN20070510_025534_000000342058_00032_27140_8536.N1	10-MAY-2007 02:55:34	Bright	34.000	49	1Alp UMi	1.9900	6300.0	68	27140	No
42	GOM_NL__2PRFIN20070510_030343_000000352058_00032_27140_8537.N1	10-MAY-2007 03:03:43	Bright	34.500	76	27Gam Cas	2.3000	30000.	69	27140	No

43	GOM_NL__2PRFIN20070510_030458_000000462058_00032_27140_8538.N1	10-MAY-2007 03:04:58	Bright	46.000	68	18Alp Cas	2.2250	4500.0	92	27140	No
44	GOM_NL__2PRFIN20070510_031708_000000422058_00032_27140_8539.N1	10-MAY-2007 03:17:08	Twilight	42.000	140	88Gam Peg	2.8340	26000.	84	27140	No
45	GOM_NL__2PRFIN20070510_032552_000000432058_00032_27140_8540.N1	10-MAY-2007 03:25:52	Dark	43.000	52	16Bet Cet	2.0370	4500.0	86	27140	No
46	GOM_NL__2PRFIN20070510_033242_000000432058_00032_27140_8541.N1	10-MAY-2007 03:32:42	Dark	43.000	84	Alp Phe	2.3970	4500.0	86	27140	No
47	GOM_NL__2PRFIN20070510_033615_000000532058_00032_27140_8542.N1	10-MAY-2007 03:36:15	Dark	53.000	63	Bet Gru	2.1500	2800.0	106	27140	No
48	GOM_NL__2PRFIN20070510_033943_000000412058_00033_27141_8546.N1	10-MAY-2007 03:39:43	Dark	40.500	148	Alp Tuc	2.8780	4100.0	81	27141	No
49	GOM_NL__2PRFIN20070510_034904_000000412058_00033_27141_8547.N1	10-MAY-2007 03:49:04	Straylight	40.500	43	Alp TrA	1.9100	4250.0	81	27141	No
50	GOM_NL__2PRFIN20070510_035116_000000392058_00033_27141_8548.N1	10-MAY-2007 03:51:16	Straylight	38.500	134	Bet TrA	2.8100	6600.0	77	27141	No
51	GOM_NL__2PRFIN20070510_035307_000000452058_00033_27141_8549.N1	10-MAY-2007 03:53:07	Straylight	45.000	4	Alp1Cen	-0.010000	5800.0	90	27141	No
52	GOM_NL__2PRFIN20070510_035638_000000402058_00033_27141_8550.N1	10-MAY-2007 03:56:38	Straylight	39.500	78	Alp Lup	2.3040	28000.	79	27141	No
53	GOM_NL__2PRFIN20070510_035809_000000402058_00033_27141_8551.N1	10-MAY-2007 03:58:09	Straylight	40.000	81	Eta Cen	2.3560	28000.	80	27141	No
54	GOM_NL__2PRFIN20070510_040008_000000422058_00033_27141_8552.N1	10-MAY-2007 04:00:08	Tw_i_and_stray	42.000	54	5The Cen	2.0550	4500.0	84	27141	No
55	GOM_NL__2PRFIN20070510_040418_000000372058_00033_27141_8553.N1	10-MAY-2007 04:04:18	Bright	37.000	169	46Gam Hya	2.9910	4700.0	74	27141	No
56	GOM_NL__2PRFIN20070510_040734_000000372058_00033_27141_8554.N1	10-MAY-2007 04:07:34	Bright	37.000	15	67Alp Vir	0.97600	28000.	74	27141	No
57	GOM_NL__2PRFIN20070510_041355_000000352058_00033_27141_8555.N1	10-MAY-2007 04:13:55	Bright	35.000	138	47Eps Vir	2.8280	4700.0	70	27141	No
58	GOM_NL__2PRFIN20070510_041546_000000362058_00033_27141_8556.N1	10-MAY-2007 04:15:46	Bright	35.500	111	8Eta Boo	2.6800	6000.0	71	27141	No
59	GOM_NL__2PRFIN20070510_042131_000000332058_00033_27141_8557.N1	10-MAY-2007 04:21:31	Bright	33.000	152	12Alp2CVn	2.8900	11000.	66	27141	No
60	GOM_NL__2PRFIN20070510_042435_000000362058_00033_27141_8558.N1	10-MAY-2007 04:24:35	Bright	36.000	39	85Eta UMa	1.8540	24000.	72	27141	No
61	GOM_NL__2PRFIN20070510_042605_000000352058_00033_27141_8559.N1	10-MAY-2007 04:26:05	Bright	35.000	55	79Zet UMa	2.0600	10200.	70	27141	No
62	GOM_NL__2PRFIN20070510_042915_000000362058_00033_27141_8560.N1	10-MAY-2007 04:29:15	Bright	35.500	36	50Alp UMa	1.8000	6300.0	71	27141	No
63	GOM_NL__2PRFIN20070510_043610_000000342058_00033_27141_8561.N1	10-MAY-2007 04:36:10	Bright	33.500	49	1Alp UMi	1.9900	6300.0	67	27141	No
64	GOM_NL__2PRFIN20070510_044419_000000342058_00033_27141_8562.N1	10-MAY-2007 04:44:19	Bright	33.500	76	27Gam Cas	2.3000	30000.	67	27141	No
65	GOM_NL__2PRFIN20070510_044534_000000342058_00033_27141_8563.N1	10-MAY-2007 04:45:34	Bright	33.500	68	18Alp Cas	2.2250	4500.0	67	27141	No
66	GOM_NL__2PRFIN20070510_045744_000000422058_00033_27141_8564.N1	10-MAY-2007 04:57:44	Twilight	41.500	140	88Gam Peg	2.8340	26000.	83	27141	No
67	GOM_NL__2PRFIN20070510_050628_000000442058_00033_27141_8565.N1	10-MAY-2007 05:06:28	Dark	44.000	52	16Bet Cet	2.0370	4500.0	88	27141	No
68	GOM_NL__2PRFIN20070510_051318_000000432058_00033_27141_8566.N1	10-MAY-2007 05:13:18	Dark	43.000	84	Alp Phe	2.3970	4500.0	86	27141	No
69	GOM_NL__2PRFIN20070510_051652_000000472058_00033_27141_8567.N1	10-MAY-2007 05:16:52	Dark	47.000	63	Bet Gru	2.1500	2800.0	94	27141	No
70	GOM_NL__2PRFIN20070510_052019_000000382058_00034_27142_8565.N1	10-MAY-2007 05:20:19	Dark	38.000	148	Alp Tuc	2.8780	4100.0	76	27142	No
71	GOM_NL__2PRFIN20070510_052940_000000412058_00034_27142_8566.N1	10-MAY-2007 05:29:40	Straylight	40.500	43	Alp TrA	1.9100	4250.0	81	27142	No
72	GOM_NL__2PRFIN20070510_053152_000000382058_00034_27142_8567.N1	10-MAY-2007 05:31:52	Straylight	37.500	134	Bet TrA	2.8100	6600.0	75	27142	No
73	GOM_NL__2PRFIN20070510_053343_000000492058_00034_27142_8568.N1	10-MAY-2007 05:33:43	Straylight	48.500	4	Alp1Cen	-0.010000	5800.0	97	27142	No
74	GOM_NL__2PRFIN20070510_053714_000000392058_00034_27142_8569.N1	10-MAY-2007 05:37:14	Straylight	38.500	78	Alp Lup	2.3040	28000.	77	27142	No
75	GOM_NL__2PRFIN20070510_053845_000000382058_00034_27142_8570.N1	10-MAY-2007 05:38:45	Straylight	37.500	81	Eta Cen	2.3560	28000.	75	27142	No
76	GOM_NL__2PRFIN20070510_054044_000000432058_00034_27142_8571.N1	10-MAY-2007 05:40:44	Tw_i_and_stray	43.000	54	5The Cen	2.0550	4500.0	86	27142	No
77	GOM_NL__2PRFIN20070510_054454_000000372058_00034_27142_8572.N1	10-MAY-2007 05:44:54	Bright	36.500	169	46Gam Hya	2.9910	4700.0	73	27142	No
78	GOM_NL__2PRFIN20070510_054810_000000372058_00034_27142_8573.N1	10-MAY-2007 05:48:10	Bright	37.000	15	67Alp Vir	0.97600	28000.	74	27142	No
79	GOM_NL__2PRFIN20070510_055431_000000352058_00034_27142_8574.N1	10-MAY-2007 05:54:31	Bright	35.000	138	47Eps Vir	2.8280	4700.0	70	27142	No
80	GOM_NL__2PRFIN20070510_055622_000000352058_00034_27142_8575.N1	10-MAY-2007 05:56:22	Bright	35.000	111	8Eta Boo	2.6800	6000.0	70	27142	No
81	GOM_NL__2PRFIN20070510_060207_000000342058_00034_27142_8576.N1	10-MAY-2007 06:02:07	Bright	34.000	152	12Alp2CVn	2.8900	11000.	68	27142	No
82	GOM_NL__2PRFIN20070510_060510_000000372058_00034_27142_8577.N1	10-MAY-2007 06:05:10	Bright	36.500	39	85Eta UMa	1.8540	24000.	73	27142	No
83	GOM_NL__2PRFIN20070510_060641_000000362058_00034_27142_8578.N1	10-MAY-2007 06:06:41	Bright	36.000	55	79Zet UMa	2.0600	10200.	72	27142	No
84	GOM_NL__2PRFIN20070510_060951_000000382058_00034_27142_8579.N1	10-MAY-2007 06:09:51	Bright	37.500	36	50Alp UMa	1.8000	6300.0	75	27142	No
85	GOM_NL__2PRFIN20070510_061646_000000352058_00034_27142_8580.N1	10-MAY-2007 06:16:46	Bright	34.500	49	1Alp UMi	1.9900	6300.0	69	27142	No
86	GOM_NL__2PRFIN20070510_062455_000000352058_00034_27142_8581.N1	10-MAY-2007 06:24:55	Bright	35.000	76	27Gam Cas	2.3000	30000.	70	27142	No
87	GOM_NL__2PRFIN20070510_062610_000000342058_00034_27142_8582.N1	10-MAY-2007 06:26:10	Bright	34.000	68	18Alp Cas	2.2250	4500.0	68	27142	No
88	GOM_NL__2PRFIN20070510_063820_000000412058_00034_27142_8583.N1	10-MAY-2007 06:38:20	Twilight	41.000	140	88Gam Peg	2.8340	26000.	82	27142	No
89	GOM_NL__2PRFIN20070510_064704_000000442058_00034_27142_8584.N1	10-MAY-2007 06:47:04	Dark	44.000	52	16Bet Cet	2.0370	4500.0	88	27142	No
90	GOM_NL__2PRFIN20070510_065354_000000412058_00034_27142_8585.N1	10-MAY-2007 06:53:54	Dark	41.000	84	Alp Phe	2.3970	4500.0	82	27142	No
91	GOM_NL__2PRFIN20070510_065728_000000452058_00034_27142_8586.N1	10-MAY-2007 06:57:28	Dark	45.000	63	Bet Gru	2.1500	2800.0	90	27142	No
92	GOM_NL__2PRFIN20070510_070056_000000382058_00035_27143_8596.N1	10-MAY-2007 07:00:56	Dark	38.000	148	Alp Tuc	2.8780	4100.0	76	27143	No
93	GOM_NL__2PRFIN20070510_071017_000000482058_00035_27143_8597.N1	10-MAY-2007 07:10:17	Straylight	47.500	43	Alp TrA	1.9100	4250.0	95	27143	No
94	GOM_NL__2PRFIN20070510_071228_000000382058_00035_27143_8598.N1	10-MAY-2007 07:12:28	Straylight	38.000	134	Bet TrA	2.8100	6600.0	76	27143	No
95	GOM_NL__2PRFIN20070510_071419_000000402058_00035_27143_8599.N1	10-MAY-2007 07:14:19	Straylight	39.500	4	Alp1Cen	-0.010000	5800.0	79	27143	No
96	GOM_NL__2PRFIN20070510_071751_000000412058_00035_27143_8600.N1	10-MAY-2007 07:17:51	Straylight	40.500	78	Alp Lup	2.3040	28000.	81	27143	No
97	GOM_NL__2PRFIN20070510_071922_000000412058_00035_27143_8601.N1	10-MAY-2007 07:19:22	Straylight	40.500	81	Eta Cen	2.3560	28000.	81	27143	No
98	GOM_NL__2PRFIN20070510_072120_000000422058_00035_27143_8602.N1	10-MAY-2007 07:21:20	Tw_i_and_stray	41.500	54	5The Cen	2.0550	4500.0	83	27143	No
99	GOM_NL__2PRFIN20070510_072531_000000372058_00035_27143_8603.N1	10-MAY-2007 07:25:31	Bright	36.500	169	46Gam Hya	2.9910	4700.0	73	27143	No
100	GOM_NL__2PRFIN20070510_072846_000000402058_00035_27143_8604.N1	10-MAY-2007 07:28:46	Bright	40.000	15	67Alp Vir	0.97600	28000.	80	27143	No
101	GOM_NL__2PRFIN20070510_073507_000000352058_00035_27143_8605.N1	10-MAY-2007 07:35:07	Bright	34.500	138	47Eps Vir	2.8280	4700.0	69	27143	No

102	GOM_NL__2PRFIN20070510_073658_000000372058_00035_27143_8606.N1	10-MAY-2007 07:36:58	Bright	36.500	111	8Eta Boo	2.6800	6000.0	73	27143	No
103	GOM_NL__2PRFIN20070510_074243_000000342058_00035_27143_8607.N1	10-MAY-2007 07:42:43	Bright	34.000	152	12Alp2CVn	2.8900	11000.	68	27143	No
104	GOM_NL__2PRFIN20070510_074546_000000362058_00035_27143_8608.N1	10-MAY-2007 07:45:46	Bright	35.500	39	85Eta UMa	1.8540	24000.	71	27143	No
105	GOM_NL__2PRFIN20070510_074717_000000332058_00035_27143_8609.N1	10-MAY-2007 07:47:17	Bright	33.000	55	79Zet UMa	2.0600	10200.	66	27143	No
106	GOM_NL__2PRFIN20070510_075027_000000372058_00035_27143_8610.N1	10-MAY-2007 07:50:27	Bright	37.000	36	50Alp UMa	1.8000	6300.0	74	27143	No
107	GOM_NL__2PRFIN20070510_075722_000000342058_00035_27143_8611.N1	10-MAY-2007 07:57:22	Bright	34.000	49	1Alp UMi	1.9900	6300.0	68	27143	No
108	GOM_NL__2PRFIN20070510_080531_000000352058_00035_27143_8612.N1	10-MAY-2007 08:05:31	Bright	34.500	76	27Gam Cas	2.3000	30000.	69	27143	No
109	GOM_NL__2PRFIN20070510_080646_000000332058_00035_27143_8613.N1	10-MAY-2007 08:06:46	Bright	33.000	68	18Alp Cas	2.2250	4500.0	66	27143	No
110	GOM_NL__2PRFIN20070510_081857_000000392058_00035_27143_8614.N1	10-MAY-2007 08:18:57	Twilight	39.000	140	88Gam Peg	2.8340	26000.	78	27143	No
111	GOM_NL__2PRFIN20070510_082741_000000442058_00035_27143_8615.N1	10-MAY-2007 08:27:41	Dark	43.500	52	16Bet Cet	2.0370	4500.0	87	27143	No
112	GOM_NL__2PRFIN20070510_083430_000000412058_00035_27143_8616.N1	10-MAY-2007 08:34:30	Dark	40.500	84	Alp Phe	2.3970	4500.0	81	27143	No
113	GOM_NL__2PRFIN20070510_083805_000000552058_00035_27143_8617.N1	10-MAY-2007 08:38:05	Dark	54.500	63	Bet Gru	2.1500	2800.0	109	27143	No
114	GOM_NL__2PRFIN20070510_084132_000000392058_00036_27144_8617.N1	10-MAY-2007 08:41:32	Dark	39.000	148	Alp Tuc	2.8780	4100.0	78	27144	No
115	GOM_NL__2PRFIN20070510_085053_000000372058_00036_27144_8618.N1	10-MAY-2007 08:50:53	Straylight	37.000	43	Alp TrA	1.9100	4250.0	74	27144	No
116	GOM_NL__2PRFIN20070510_085305_000000382058_00036_27144_8619.N1	10-MAY-2007 08:53:05	Straylight	37.500	134	Bet TrA	2.8100	6600.0	75	27144	No
117	GOM_NL__2PRFIN20070510_085456_000000442058_00036_27144_8620.N1	10-MAY-2007 08:54:56	Straylight	44.000	4	Alp1Cen	-0.010000	5800.0	88	27144	No
118	GOM_NL__2PRFIN20070510_085827_000000382058_00036_27144_8621.N1	10-MAY-2007 08:58:27	Straylight	38.000	78	Alp Lup	2.3040	28000.	76	27144	No
119	GOM_NL__2PRFIN20070510_085958_000000392058_00036_27144_8622.N1	10-MAY-2007 08:59:58	Straylight	39.000	81	Eta Cen	2.3560	28000.	78	27144	No
120	GOM_NL__2PRFIN20070510_090156_000000412058_00036_27144_8623.N1	10-MAY-2007 09:01:56	Twi_and_stray	40.500	54	5The Cen	2.0550	4500.0	81	27144	No
121	GOM_NL__2PRFIN20070510_090607_000000362058_00036_27144_8624.N1	10-MAY-2007 09:06:07	Bright	36.000	169	46Gam Hya	2.9910	4700.0	72	27144	No
122	GOM_NL__2PRFIN20070510_090922_000000432058_00036_27144_8625.N1	10-MAY-2007 09:09:22	Bright	42.500	15	67Alp Vir	0.97600	28000.	85	27144	No
123	GOM_NL__2PRFIN20070510_091543_000000352058_00036_27144_8626.N1	10-MAY-2007 09:15:43	Bright	34.500	138	47Eps Vir	2.8280	4700.0	69	27144	No
124	GOM_NL__2PRFIN20070510_091733_000000362058_00036_27144_8627.N1	10-MAY-2007 09:17:33	Bright	35.500	111	8Eta Boo	2.6800	6000.0	71	27144	No
125	GOM_NL__2PRFIN20070510_092319_000000342058_00036_27144_8628.N1	10-MAY-2007 09:23:19	Bright	34.000	152	12Alp2CVn	2.8900	11000.	68	27144	No
126	GOM_NL__2PRFIN20070510_092622_000000372058_00036_27144_8629.N1	10-MAY-2007 09:26:22	Bright	36.500	39	85Eta UMa	1.8540	24000.	73	27144	No
127	GOM_NL__2PRFIN20070510_092753_000000362058_00036_27144_8630.N1	10-MAY-2007 09:27:53	Bright	35.500	55	79Zet UMa	2.0600	10200.	71	27144	No
128	GOM_NL__2PRFIN20070510_093103_000000342058_00036_27144_8631.N1	10-MAY-2007 09:31:03	Bright	34.000	36	50Alp UMa	1.8000	6300.0	68	27144	No
129	GOM_NL__2PRFIN20070510_093758_000000352058_00036_27144_8632.N1	10-MAY-2007 09:37:58	Bright	34.500	49	1Alp UMi	1.9900	6300.0	69	27144	No
130	GOM_NL__2PRFIN20070510_094607_000000332058_00036_27144_8633.N1	10-MAY-2007 09:46:07	Bright	33.000	76	27Gam Cas	2.3000	30000.	66	27144	No
131	GOM_NL__2PRFIN20070510_094722_000000332058_00036_27144_8634.N1	10-MAY-2007 09:47:22	Bright	33.000	68	18Alp Cas	2.2250	4500.0	66	27144	No
132	GOM_NL__2PRFIN20070510_095933_000000412058_00036_27144_8635.N1	10-MAY-2007 09:59:33	Twilight	40.500	140	88Gam Peg	2.8340	26000.	81	27144	No
133	GOM_NL__2PRFIN20070510_100817_000000422058_00036_27144_8636.N1	10-MAY-2007 10:08:17	Dark	42.000	52	16Bet Cet	2.0370	4500.0	84	27144	No
134	GOM_NL__2PRFIN20070510_101506_000000372058_00036_27144_8637.N1	10-MAY-2007 10:15:06	Dark	36.500	84	Alp Phe	2.3970	4500.0	73	27144	No
135	GOM_NL__2PRFIN20070510_101841_000000482058_00036_27144_8638.N1	10-MAY-2007 10:18:41	Dark	47.500	63	Bet Gru	2.1500	2800.0	95	27144	No
136	GOM_NL__2PRFIN20070510_102208_000000392058_00037_27145_8631.N1	10-MAY-2007 10:22:08	Dark	39.000	148	Alp Tuc	2.8780	4100.0	78	27145	No
137	GOM_NL__2PRFIN20070510_103129_000000482058_00037_27145_8632.N1	10-MAY-2007 10:31:29	Straylight	48.000	43	Alp TrA	1.9100	4250.0	96	27145	No
138	GOM_NL__2PRFIN20070510_103341_000000402058_00037_27145_8633.N1	10-MAY-2007 10:33:41	Straylight	39.500	134	Bet TrA	2.8100	6600.0	79	27145	No
139	GOM_NL__2PRFIN20070510_103532_000000392058_00037_27145_8634.N1	10-MAY-2007 10:35:32	Straylight	38.500	4	Alp1Cen	-0.010000	5800.0	77	27145	No
140	GOM_NL__2PRFIN20070510_103903_000000372058_00037_27145_8635.N1	10-MAY-2007 10:39:03	Straylight	36.500	78	Alp Lup	2.3040	28000.	73	27145	No
141	GOM_NL__2PRFIN20070510_104034_000000402058_00037_27145_8636.N1	10-MAY-2007 10:40:34	Straylight	40.000	81	Eta Cen	2.3560	28000.	80	27145	No
142	GOM_NL__2PRFIN20070510_104233_000000432058_00037_27145_8637.N1	10-MAY-2007 10:42:33	Twi_and_stray	42.500	54	5The Cen	2.0550	4500.0	85	27145	No
143	GOM_NL__2PRFIN20070510_104643_000000382058_00037_27145_8638.N1	10-MAY-2007 10:46:43	Bright	37.500	169	46Gam Hya	2.9910	4700.0	75	27145	No
144	GOM_NL__2PRFIN20070510_104958_000000372058_00037_27145_8639.N1	10-MAY-2007 10:49:58	Bright	36.500	15	67Alp Vir	0.97600	28000.	73	27145	No
145	GOM_NL__2PRFIN20070510_105619_000000352058_00037_27145_8640.N1	10-MAY-2007 10:56:19	Bright	34.500	138	47Eps Vir	2.8280	4700.0	69	27145	No
146	GOM_NL__2PRFIN20070510_105809_000000362058_00037_27145_8641.N1	10-MAY-2007 10:58:09	Bright	35.500	111	8Eta Boo	2.6800	6000.0	71	27145	No
147	GOM_NL__2PRFIN20070510_110355_000000352058_00037_27145_8642.N1	10-MAY-2007 11:03:55	Bright	34.500	152	12Alp2CVn	2.8900	11000.	69	27145	No
148	GOM_NL__2PRFIN20070510_110658_000000372058_00037_27145_8643.N1	10-MAY-2007 11:06:58	Bright	37.000	39	85Eta UMa	1.8540	24000.	74	27145	No
149	GOM_NL__2PRFIN20070510_110828_000000372058_00037_27145_8644.N1	10-MAY-2007 11:08:28	Bright	37.000	55	79Zet UMa	2.0600	10200.	74	27145	No
150	GOM_NL__2PRFIN20070510_111140_000000372058_00037_27145_8645.N1	10-MAY-2007 11:11:40	Bright	36.500	36	50Alp UMa	1.8000	6300.0	73	27145	No
151	GOM_NL__2PRFIN20070510_111833_000000352058_00037_27145_8646.N1	10-MAY-2007 11:18:33	Bright	34.500	49	1Alp UMi	1.9900	6300.0	69	27145	No
152	GOM_NL__2PRFIN20070510_112643_000000422058_00037_27145_8647.N1	10-MAY-2007 11:26:43	Bright	41.500	76	27Gam Cas	2.3000	30000.	83	27145	No
153	GOM_NL__2PRFIN20070510_112758_000000352058_00037_27145_8648.N1	10-MAY-2007 11:27:58	Bright	35.000	68	18Alp Cas	2.2250	4500.0	70	27145	No
154	GOM_NL__2PRFIN20070510_114009_000000402058_00037_27145_8649.N1	10-MAY-2007 11:40:09	Twilight	40.000	140	88Gam Peg	2.8340	26000.	80	27145	No
155	GOM_NL__2PRFIN20070510_114853_000000422058_00037_27145_8650.N1	10-MAY-2007 11:48:53	Dark	42.000	52	16Bet Cet	2.0370	4500.0	84	27145	No
156	GOM_NL__2PRFIN20070510_115542_000000392058_00037_27145_8651.N1	10-MAY-2007 11:55:42	Dark	39.000	84	Alp Phe	2.3970	4500.0	78	27145	No
157	GOM_NL__2PRFIN20070510_115918_000000562058_00037_27145_8652.N1	10-MAY-2007 11:59:18	Dark	55.500	63	Bet Gru	2.1500	2800.0	111	27145	No
158	GOM_NL__2PRFIN20070510_120245_000000392058_00038_27146_8671.N1	10-MAY-2007 12:02:45	Dark	39.000	148	Alp Tuc	2.8780	4100.0	78	27146	No
159	GOM_NL__2PRFIN20070510_121205_000000412058_00038_27146_8672.N1	10-MAY-2007 12:12:05	Straylight	41.000	43	Alp TrA	1.9100	4250.0	82	27146	No
160	GOM_NL__2PRFIN20070510_121417_000000372058_00038_27146_8673.N1	10-MAY-2007 12:14:17	Straylight	37.000	134	Bet TrA	2.8100	6600.0	74	27146	No

161	GOM_NL__2PRFIN20070510_121608_000000422058_00038_27146_8674.N1	10-MAY-2007 12:16:08	Straylight	42.000	4	Alp1Cen	-0.010000	5800.0	84	27146	No
162	GOM_NL__2PRFIN20070510_121939_000000392058_00038_27146_8675.N1	10-MAY-2007 12:19:39	Straylight	39.000	78	Alp Lup	2.3040	28000.	78	27146	No
163	GOM_NL__2PRFIN20070510_122110_000000392058_00038_27146_8676.N1	10-MAY-2007 12:21:10	Straylight	39.000	81	Eta Cen	2.3560	28000.	78	27146	No
164	GOM_NL__2PRFIN20070510_122309_000000412058_00038_27146_8677.N1	10-MAY-2007 12:23:09	Tw_i_and_stray	41.000	54	5The Cen	2.0550	4500.0	82	27146	No
165	GOM_NL__2PRFIN20070510_122719_000000372058_00038_27146_8678.N1	10-MAY-2007 12:27:19	Bright	37.000	169	46Gam Hya	2.9910	4700.0	74	27146	No
166	GOM_NL__2PRFIN20070510_123034_000000362058_00038_27146_8679.N1	10-MAY-2007 12:30:34	Bright	36.000	15	67Alp Vir	0.97600	28000.	72	27146	No
167	GOM_NL__2PRFIN20070510_123655_000000362058_00038_27146_8680.N1	10-MAY-2007 12:36:55	Bright	35.500	138	47Eps Vir	2.8280	4700.0	71	27146	No
168	GOM_NL__2PRFIN20070510_123845_000000352058_00038_27146_8681.N1	10-MAY-2007 12:38:45	Bright	34.500	111	8Eta Boo	2.6800	6000.0	69	27146	No
169	GOM_NL__2PRFIN20070510_124431_000000352058_00038_27146_8682.N1	10-MAY-2007 12:44:31	Bright	35.000	152	12Alp2CVn	2.8900	11000.	70	27146	No
170	GOM_NL__2PRFIN20070510_124734_000000382058_00038_27146_8683.N1	10-MAY-2007 12:47:34	Bright	37.500	39	85Eta UMa	1.8540	24000.	75	27146	No
171	GOM_NL__2PRFIN20070510_124904_000000362058_00038_27146_8684.N1	10-MAY-2007 12:49:04	Bright	36.000	55	79Zet UMa	2.0600	10200.	72	27146	No
172	GOM_NL__2PRFIN20070510_125216_000000362058_00038_27146_8685.N1	10-MAY-2007 12:52:16	Bright	35.500	36	50Alp UMa	1.8000	6300.0	71	27146	No
173	GOM_NL__2PRFIN20070510_125909_000000332058_00038_27146_8686.N1	10-MAY-2007 12:59:09	Bright	33.000	49	1Alp UMi	1.9900	6300.0	66	27146	No
174	GOM_NL__2PRFIN20070510_130719_000000442058_00038_27146_8687.N1	10-MAY-2007 13:07:19	Bright	43.500	76	27Gam Cas	2.3000	30000.	87	27146	No
175	GOM_NL__2PRFIN20070510_130834_000000352058_00038_27146_8688.N1	10-MAY-2007 13:08:34	Bright	35.000	68	18Alp Cas	2.2250	4500.0	70	27146	No
176	GOM_NL__2PRFIN20070510_132045_000000422058_00038_27146_8689.N1	10-MAY-2007 13:20:45	Twilight	41.500	140	88Gam Peg	2.8340	26000.	83	27146	No
177	GOM_NL__2PRFIN20070510_132929_000000412058_00038_27146_8690.N1	10-MAY-2007 13:29:29	Dark	41.000	52	16Bet Cet	2.0370	4500.0	82	27146	No
178	GOM_NL__2PRFIN20070510_133618_000000382058_00038_27146_8691.N1	10-MAY-2007 13:36:18	Dark	38.000	84	Alp Phe	2.3970	4500.0	76	27146	No
179	GOM_NL__2PRFIN20070510_133954_000000562058_00038_27146_8692.N1	10-MAY-2007 13:39:54	Dark	56.000	63	Bet Gru	2.1500	2800.0	112	27146	No
180	GOM_NL__2PRFIN20070510_134321_000000462058_00039_27147_8702.N1	10-MAY-2007 13:43:21	Dark	45.500	148	Alp Tuc	2.8780	4100.0	91	27147	No
181	GOM_NL__2PRFIN20070510_135242_000000392058_00039_27147_8703.N1	10-MAY-2007 13:52:42	Straylight	38.500	43	Alp TrA	1.9100	4250.0	77	27147	No
182	GOM_NL__2PRFIN20070510_135453_000000372058_00039_27147_8704.N1	10-MAY-2007 13:54:53	Straylight	37.000	134	Bet TrA	2.8100	6600.0	74	27147	No
183	GOM_NL__2PRFIN20070510_135644_000000492058_00039_27147_8705.N1	10-MAY-2007 13:56:44	Straylight	48.500	4	Alp1Cen	-0.010000	5800.0	97	27147	No
184	GOM_NL__2PRFIN20070510_140015_000000372058_00039_27147_8706.N1	10-MAY-2007 14:00:15	Straylight	36.500	78	Alp Lup	2.3040	28000.	73	27147	No
185	GOM_NL__2PRFIN20070510_140146_000000362058_00039_27147_8707.N1	10-MAY-2007 14:01:46	Straylight	35.500	81	Eta Cen	2.3560	28000.	71	27147	No
186	GOM_NL__2PRFIN20070510_140345_000000432058_00039_27147_8708.N1	10-MAY-2007 14:03:45	Tw_i_and_stray	43.000	54	5The Cen	2.0550	4500.0	86	27147	No
187	GOM_NL__2PRFIN20070510_140755_000000382058_00039_27147_8709.N1	10-MAY-2007 14:07:55	Bright	38.000	169	46Gam Hya	2.9910	4700.0	76	27147	No
188	GOM_NL__2PRFIN20070510_141110_000000372058_00039_27147_8710.N1	10-MAY-2007 14:11:10	Bright	37.000	15	67Alp Vir	0.97600	28000.	74	27147	No
189	GOM_NL__2PRFIN20070510_141731_000000342058_00039_27147_8711.N1	10-MAY-2007 14:17:31	Bright	34.000	138	47Eps Vir	2.8280	4700.0	68	27147	No
190	GOM_NL__2PRFIN20070510_141921_000000362058_00039_27147_8712.N1	10-MAY-2007 14:19:21	Bright	35.500	111	8Eta Boo	2.6800	6000.0	71	27147	No
191	GOM_NL__2PRFIN20070510_142507_000000352058_00039_27147_8713.N1	10-MAY-2007 14:25:07	Bright	34.500	152	12Alp2CVn	2.8900	11000.	69	27147	No
192	GOM_NL__2PRFIN20070510_142810_000000352058_00039_27147_8714.N1	10-MAY-2007 14:28:10	Bright	35.000	39	85Eta UMa	1.8540	24000.	70	27147	No
193	GOM_NL__2PRFIN20070510_142940_000000342058_00039_27147_8715.N1	10-MAY-2007 14:29:40	Bright	33.500	55	79Zet UMa	2.0600	10200.	67	27147	No
194	GOM_NL__2PRFIN20070510_143252_000000362058_00039_27147_8716.N1	10-MAY-2007 14:32:52	Bright	35.500	36	50Alp UMa	1.8000	6300.0	71	27147	No
195	GOM_NL__2PRFIN20070510_143945_000000332058_00039_27147_8717.N1	10-MAY-2007 14:39:45	Bright	32.500	49	1Alp UMi	1.9900	6300.0	65	27147	No
196	GOM_NL__2PRFIN20070510_144755_000000332058_00039_27147_8718.N1	10-MAY-2007 14:47:55	Bright	32.500	76	27Gam Cas	2.3000	30000.	65	27147	No
197	GOM_NL__2PRFIN20070510_144909_000000342058_00039_27147_8719.N1	10-MAY-2007 14:49:09	Bright	33.500	68	18Alp Cas	2.2250	4500.0	67	27147	No
198	GOM_NL__2PRFIN20070510_150121_000000402058_00039_27147_8720.N1	10-MAY-2007 15:01:21	Twilight	40.000	140	88Gam Peg	2.8340	26000.	80	27147	No
199	GOM_NL__2PRFIN20070510_151005_000000442058_00039_27147_8721.N1	10-MAY-2007 15:10:05	Dark	44.000	52	16Bet Cet	2.0370	4500.0	88	27147	No
200	GOM_NL__2PRFIN20070510_151655_000000432058_00039_27147_8722.N1	10-MAY-2007 15:16:55	Dark	43.000	84	Alp Phe	2.3970	4500.0	86	27147	No
201	GOM_NL__2PRFIN20070510_152031_000000472058_00039_27147_8723.N1	10-MAY-2007 15:20:31	Dark	46.500	63	Bet Gru	2.1500	2800.0	93	27147	No
202	GOM_NL__2PRFIN20070510_152357_000000392058_00040_27148_8734.N1	10-MAY-2007 15:23:57	Dark	38.500	148	Alp Tuc	2.8780	4100.0	77	27148	No
203	GOM_NL__2PRFIN20070510_153318_000000402058_00040_27148_8735.N1	10-MAY-2007 15:33:18	Straylight	40.000	43	Alp TrA	1.9100	4250.0	80	27148	No
204	GOM_NL__2PRFIN20070510_153530_000000372058_00040_27148_8736.N1	10-MAY-2007 15:35:30	Straylight	37.000	134	Bet TrA	2.8100	6600.0	74	27148	No
205	GOM_NL__2PRFIN20070510_153720_000000472058_00040_27148_8737.N1	10-MAY-2007 15:37:20	Straylight	46.500	4	Alp1Cen	-0.010000	5800.0	93	27148	No
206	GOM_NL__2PRFIN20070510_154051_000000372058_00040_27148_8738.N1	10-MAY-2007 15:40:51	Straylight	36.500	78	Alp Lup	2.3040	28000.	73	27148	No
207	GOM_NL__2PRFIN20070510_154222_000000392058_00040_27148_8739.N1	10-MAY-2007 15:42:22	Straylight	38.500	81	Eta Cen	2.3560	28000.	77	27148	No
208	GOM_NL__2PRFIN20070510_154421_000000412058_00040_27148_8740.N1	10-MAY-2007 15:44:21	Tw_i_and_stray	41.000	54	5The Cen	2.0550	4500.0	82	27148	No
209	GOM_NL__2PRFIN20070510_154831_000000362058_00040_27148_8741.N1	10-MAY-2007 15:48:31	Bright	36.000	169	46Gam Hya	2.9910	4700.0	72	27148	No
210	GOM_NL__2PRFIN20070510_155147_000000372058_00040_27148_8742.N1	10-MAY-2007 15:51:47	Bright	36.500	15	67Alp Vir	0.97600	28000.	73	27148	No
211	GOM_NL__2PRFIN20070510_155807_000000352058_00040_27148_8743.N1	10-MAY-2007 15:58:07	Bright	34.500	138	47Eps Vir	2.8280	4700.0	69	27148	No
212	GOM_NL__2PRFIN20070510_155957_000000352058_00040_27148_8744.N1	10-MAY-2007 15:59:57	Bright	35.000	111	8Eta Boo	2.6800	6000.0	70	27148	No
213	GOM_NL__2PRFIN20070510_160543_000000362058_00040_27148_8745.N1	10-MAY-2007 16:05:43	Bright	35.500	152	12Alp2CVn	2.8900	11000.	71	27148	No
214	GOM_NL__2PRFIN20070510_160845_000000362058_00040_27148_8746.N1	10-MAY-2007 16:08:45	Bright	35.500	39	85Eta UMa	1.8540	24000.	71	27148	No
215	GOM_NL__2PRFIN20070510_161016_000000352058_00040_27148_8747.N1	10-MAY-2007 16:10:16	Bright	34.500	55	79Zet UMa	2.0600	10200.	69	27148	No
216	GOM_NL__2PRFIN20070510_161328_000000372058_00040_27148_8748.N1	10-MAY-2007 16:13:28	Bright	37.000	36	50Alp UMa	1.8000	6300.0	74	27148	No
217	GOM_NL__2PRFIN20070510_162021_000000362058_00040_27148_8749.N1	10-MAY-2007 16:20:21	Bright	36.000	49	1Alp UMi	1.9900	6300.0	72	27148	No
218	GOM_NL__2PRFIN20070510_162831_000000332058_00040_27148_8750.N1	10-MAY-2007 16:28:31	Bright	33.000	76	27Gam Cas	2.3000	30000.	66	27148	No
219	GOM_NL__2PRFIN20070510_162946_000000362058_00040_27148_8751.N1	10-MAY-2007 16:29:46	Bright	36.000	68	18Alp Cas	2.2250	4500.0	72	27148	No

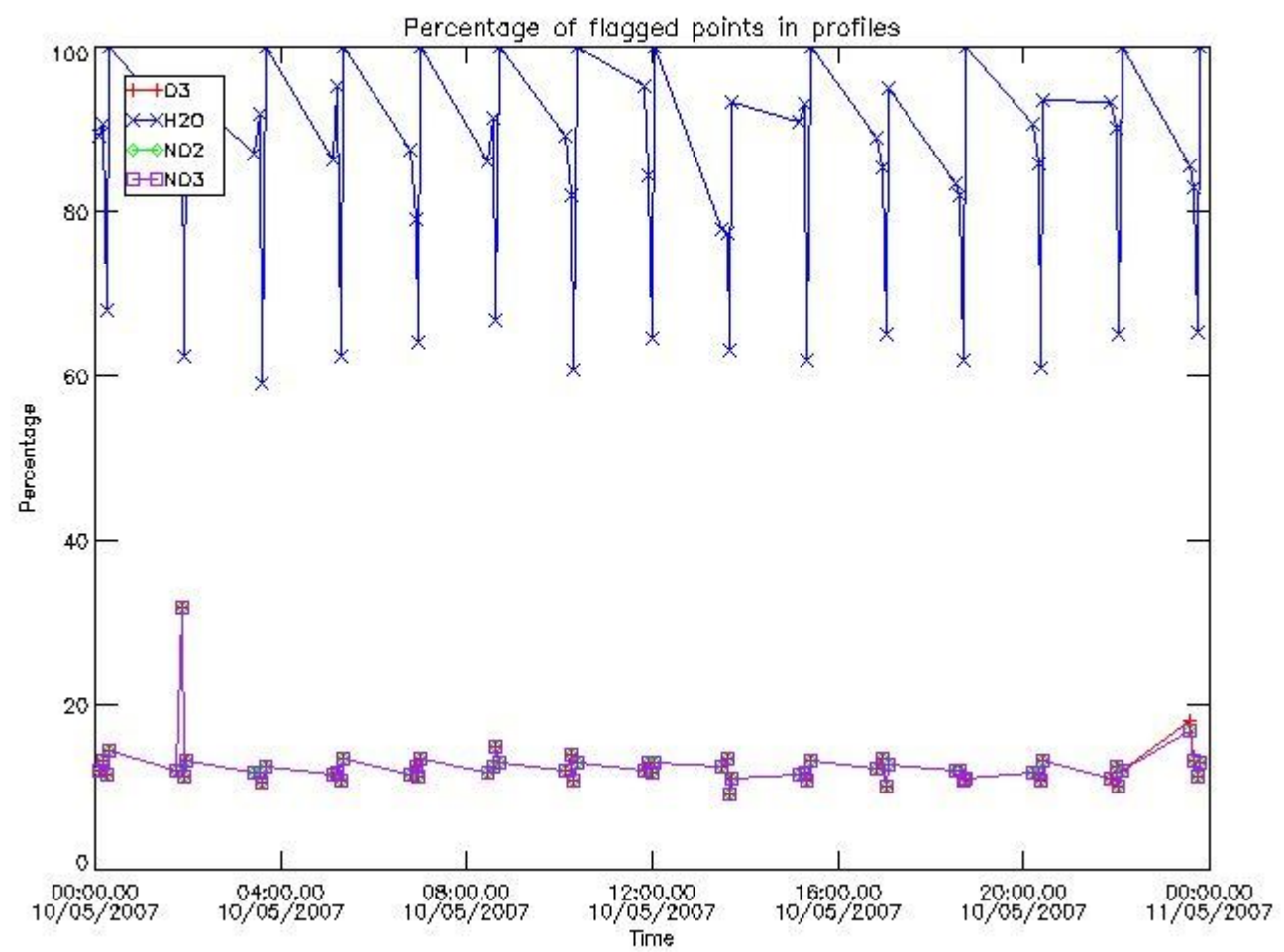
220	GOM_NL__2PRFIN20070510_164158_000000402058_00040_27148_8752.N1	10-MAY-2007 16:41:58	Twilight	40.000	140	88Gam Peg	2.8340	26000.	80	27148	No
221	GOM_NL__2PRFIN20070510_165041_000000422058_00040_27148_8753.N1	10-MAY-2007 16:50:41	Dark	41.500	52	16Bet Cet	2.0370	4500.0	83	27148	No
222	GOM_NL__2PRFIN20070510_165731_000000422058_00040_27148_8754.N1	10-MAY-2007 16:57:31	Dark	41.500	84	Alp Phe	2.3970	4500.0	83	27148	No
223	GOM_NL__2PRFIN20070510_170107_000000552058_00040_27148_8755.N1	10-MAY-2007 17:01:07	Dark	55.000	63	Bet Gru	2.1500	2800.0	110	27148	No
224	GOM_NL__2PRFIN20070510_170434_000000402058_00041_27149_8767.N1	10-MAY-2007 17:04:34	Dark	40.000	148	Alp Tuc	2.8780	4100.0	80	27149	No
225	GOM_NL__2PRFIN20070510_171354_000000412058_00041_27149_8768.N1	10-MAY-2007 17:13:54	Straylight	41.000	43	Alp TrA	1.9100	4250.0	82	27149	No
226	GOM_NL__2PRFIN20070510_171606_000000402058_00041_27149_8769.N1	10-MAY-2007 17:16:06	Straylight	39.500	134	Bet TrA	2.8100	6600.0	79	27149	No
227	GOM_NL__2PRFIN20070510_171756_000000452058_00041_27149_8770.N1	10-MAY-2007 17:17:56	Straylight	45.000	4	Alp1Cen	-0.010000	5800.0	90	27149	No
228	GOM_NL__2PRFIN20070510_172127_000000382058_00041_27149_8771.N1	10-MAY-2007 17:21:27	Straylight	38.000	78	Alp Lup	2.3040	28000.	76	27149	No
229	GOM_NL__2PRFIN20070510_172259_000000382058_00041_27149_8772.N1	10-MAY-2007 17:22:59	Straylight	38.000	81	Eta Cen	2.3560	28000.	76	27149	No
230	GOM_NL__2PRFIN20070510_172457_000000422058_00041_27149_8773.N1	10-MAY-2007 17:24:57	Twilight_and_stray	41.500	54	5The Cen	2.0550	4500.0	83	27149	No
231	GOM_NL__2PRFIN20070510_172907_000000392058_00041_27149_8774.N1	10-MAY-2007 17:29:07	Bright	38.500	169	46Gam Hya	2.9910	4700.0	77	27149	No
232	GOM_NL__2PRFIN20070510_173223_000000382058_00041_27149_8775.N1	10-MAY-2007 17:32:23	Bright	37.500	15	67Alp Vir	0.97600	28000.	75	27149	No
233	GOM_NL__2PRFIN20070510_173844_000000362058_00041_27149_8776.N1	10-MAY-2007 17:38:44	Bright	35.500	138	47Eps Vir	2.8280	4700.0	71	27149	No
234	GOM_NL__2PRFIN20070510_174033_000000532058_00041_27149_8777.N1	10-MAY-2007 17:40:33	Bright	53.000	111	8Eta Boo	2.6800	6000.0	106	27149	No
235	GOM_NL__2PRFIN20070510_174619_000000342058_00041_27149_8778.N1	10-MAY-2007 17:46:19	Bright	33.500	152	12Alp2CVn	2.8900	11000.	67	27149	No
236	GOM_NL__2PRFIN20070510_174921_000000382058_00041_27149_8779.N1	10-MAY-2007 17:49:21	Bright	37.500	39	85Eta UMa	1.8540	24000.	75	27149	No
237	GOM_NL__2PRFIN20070510_175052_000000362058_00041_27149_8780.N1	10-MAY-2007 17:50:52	Bright	36.000	55	79Zet UMa	2.0600	10200.	72	27149	No
238	GOM_NL__2PRFIN20070510_175405_000000382058_00041_27149_8781.N1	10-MAY-2007 17:54:05	Bright	37.500	36	50Alp UMa	1.8000	6300.0	75	27149	No
239	GOM_NL__2PRFIN20070510_180057_000000352058_00041_27149_8782.N1	10-MAY-2007 18:00:57	Bright	35.000	49	1Alp UMi	1.9900	6300.0	70	27149	No
240	GOM_NL__2PRFIN20070510_180907_000000342058_00041_27149_8783.N1	10-MAY-2007 18:09:07	Bright	33.500	76	27Gam Cas	2.3000	30000.	67	27149	No
241	GOM_NL__2PRFIN20070510_181022_000000352058_00041_27149_8784.N1	10-MAY-2007 18:10:22	Bright	35.000	68	18Alp Cas	2.2250	4500.0	70	27149	No
242	GOM_NL__2PRFIN20070510_182234_000000412058_00041_27149_8785.N1	10-MAY-2007 18:22:34	Twilight	40.500	140	88Gam Peg	2.8340	26000.	81	27149	No
243	GOM_NL__2PRFIN20070510_183118_000000432058_00041_27149_8786.N1	10-MAY-2007 18:31:18	Dark	42.500	52	16Bet Cet	2.0370	4500.0	85	27149	No
244	GOM_NL__2PRFIN20070510_183807_000000422058_00041_27149_8787.N1	10-MAY-2007 18:38:07	Dark	42.000	84	Alp Phe	2.3970	4500.0	84	27149	No
245	GOM_NL__2PRFIN20070510_184144_000000472058_00041_27149_8788.N1	10-MAY-2007 18:41:44	Dark	46.500	63	Bet Gru	2.1500	2800.0	93	27149	No
246	GOM_NL__2PRFIN20070510_184510_000000462058_00042_27150_8796.N1	10-MAY-2007 18:45:10	Dark	46.000	148	Alp Tuc	2.8780	4100.0	92	27150	No
247	GOM_NL__2PRFIN20070510_185431_000000452058_00042_27150_8797.N1	10-MAY-2007 18:54:31	Straylight	44.500	43	Alp TrA	1.9100	4250.0	89	27150	No
248	GOM_NL__2PRFIN20070510_185642_000000392058_00042_27150_8798.N1	10-MAY-2007 18:56:42	Straylight	38.500	134	Bet TrA	2.8100	6600.0	77	27150	No
249	GOM_NL__2PRFIN20070510_185832_000000432058_00042_27150_8799.N1	10-MAY-2007 18:58:32	Straylight	43.000	4	Alp1Cen	-0.010000	5800.0	86	27150	No
250	GOM_NL__2PRFIN20070510_190204_000000392058_00042_27150_8800.N1	10-MAY-2007 19:02:04	Straylight	38.500	78	Alp Lup	2.3040	28000.	77	27150	No
251	GOM_NL__2PRFIN20070510_190335_000000372058_00042_27150_8801.N1	10-MAY-2007 19:03:35	Straylight	36.500	81	Eta Cen	2.3560	28000.	73	27150	No
252	GOM_NL__2PRFIN20070510_190533_000000452058_00042_27150_8802.N1	10-MAY-2007 19:05:33	Twilight_and_stray	44.500	54	5The Cen	2.0550	4500.0	89	27150	No
253	GOM_NL__2PRFIN20070510_190943_000000382058_00042_27150_8803.N1	10-MAY-2007 19:09:43	Bright	38.000	169	46Gam Hya	2.9910	4700.0	76	27150	No
254	GOM_NL__2PRFIN20070510_191259_000000522058_00042_27150_8804.N1	10-MAY-2007 19:12:59	Bright	52.000	15	67Alp Vir	0.97600	28000.	104	27150	No
255	GOM_NL__2PRFIN20070510_191920_000000352058_00042_27150_8805.N1	10-MAY-2007 19:19:20	Bright	34.500	138	47Eps Vir	2.8280	4700.0	69	27150	No
256	GOM_NL__2PRFIN20070510_192109_000000352058_00042_27150_8806.N1	10-MAY-2007 19:21:09	Bright	34.500	111	8Eta Boo	2.6800	6000.0	69	27150	No
257	GOM_NL__2PRFIN20070510_192655_000000352058_00042_27150_8807.N1	10-MAY-2007 19:26:55	Bright	35.000	152	12Alp2CVn	2.8900	11000.	70	27150	No
258	GOM_NL__2PRFIN20070510_192957_000000372058_00042_27150_8808.N1	10-MAY-2007 19:29:57	Bright	37.000	39	85Eta UMa	1.8540	24000.	74	27150	No
259	GOM_NL__2PRFIN20070510_193128_000000362058_00042_27150_8809.N1	10-MAY-2007 19:31:28	Bright	35.500	55	79Zet UMa	2.0600	10200.	71	27150	No
260	GOM_NL__2PRFIN20070510_193441_000000382058_00042_27150_8810.N1	10-MAY-2007 19:34:41	Bright	37.500	36	50Alp UMa	1.8000	6300.0	75	27150	No
261	GOM_NL__2PRFIN20070510_194133_000000372058_00042_27150_8811.N1	10-MAY-2007 19:41:33	Bright	37.000	49	1Alp UMi	1.9900	6300.0	74	27150	No
262	GOM_NL__2PRFIN20070510_194943_000000332058_00042_27150_8812.N1	10-MAY-2007 19:49:43	Bright	33.000	76	27Gam Cas	2.3000	30000.	66	27150	No
263	GOM_NL__2PRFIN20070510_195058_000000342058_00042_27150_8813.N1	10-MAY-2007 19:50:58	Bright	34.000	68	18Alp Cas	2.2250	4500.0	68	27150	No
264	GOM_NL__2PRFIN20070510_200310_000000402058_00042_27150_8814.N1	10-MAY-2007 20:03:10	Twilight	39.500	140	88Gam Peg	2.8340	26000.	79	27150	No
265	GOM_NL__2PRFIN20070510_201154_000000442058_00042_27150_8815.N1	10-MAY-2007 20:11:54	Dark	43.500	52	16Bet Cet	2.0370	4500.0	87	27150	No
266	GOM_NL__2PRFIN20070510_201843_000000432058_00042_27150_8816.N1	10-MAY-2007 20:18:43	Dark	43.000	84	Alp Phe	2.3970	4500.0	86	27150	No
267	GOM_NL__2PRFIN20070510_202220_000000472058_00042_27150_8817.N1	10-MAY-2007 20:22:20	Dark	46.500	63	Bet Gru	2.1500	2800.0	93	27150	No
268	GOM_NL__2PRFIN20070510_202547_000000392058_00043_27151_8817.N1	10-MAY-2007 20:25:47	Dark	38.500	148	Alp Tuc	2.8780	4100.0	77	27151	No
269	GOM_NL__2PRFIN20070510_203507_000000412058_00043_27151_8818.N1	10-MAY-2007 20:35:07	Straylight	40.500	43	Alp TrA	1.9100	4250.0	81	27151	No
270	GOM_NL__2PRFIN20070510_203718_000000382058_00043_27151_8819.N1	10-MAY-2007 20:37:18	Straylight	37.500	134	Bet TrA	2.8100	6600.0	75	27151	No
271	GOM_NL__2PRFIN20070510_203908_000000442058_00043_27151_8820.N1	10-MAY-2007 20:39:08	Straylight	44.000	4	Alp1Cen	-0.010000	5800.0	88	27151	No
272	GOM_NL__2PRFIN20070510_204240_000000372058_00043_27151_8821.N1	10-MAY-2007 20:42:40	Straylight	37.000	78	Alp Lup	2.3040	28000.	74	27151	No
273	GOM_NL__2PRFIN20070510_204411_000000382058_00043_27151_8822.N1	10-MAY-2007 20:44:11	Straylight	37.500	81	Eta Cen	2.3560	28000.	75	27151	No
274	GOM_NL__2PRFIN20070510_204609_000000422058_00043_27151_8823.N1	10-MAY-2007 20:46:09	Twilight_and_stray	41.500	54	5The Cen	2.0550	4500.0	83	27151	No
275	GOM_NL__2PRFIN20070510_205019_000000382058_00043_27151_8824.N1	10-MAY-2007 20:50:19	Bright	38.000	169	46Gam Hya	2.9910	4700.0	76	27151	No
276	GOM_NL__2PRFIN20070510_205335_000000382058_00043_27151_8825.N1	10-MAY-2007 20:53:35	Bright	38.000	15	67Alp Vir	0.97600	28000.	76	27151	No
277	GOM_NL__2PRFIN20070510_205956_000000522058_00043_27151_8826.N1	10-MAY-2007 20:59:56	Bright	52.000	138	47Eps Vir	2.8280	4700.0	104	27151	No
278	GOM_NL__2PRFIN20070510_210145_000000352058_00043_27151_8827.N1	10-MAY-2007 21:01:45	Bright	35.000	111	8Eta Boo	2.6800	6000.0	70	27151	No

279	GOM_NL__2PRFIN20070510_210731_000000352058_00043_27151_8828.N1	10-MAY-2007 21:07:31	Bright	35.000	152	12Alp2CVn	2.8900	11000.	70	27151	No
280	GOM_NL__2PRFIN20070510_211033_000000352058_00043_27151_8829.N1	10-MAY-2007 21:10:33	Bright	34.500	39	85Eta UMa	1.8540	24000.	69	27151	No
281	GOM_NL__2PRFIN20070510_211204_000000342058_00043_27151_8830.N1	10-MAY-2007 21:12:04	Bright	34.000	55	79Zet UMa	2.0600	10200.	68	27151	No
282	GOM_NL__2PRFIN20070510_211517_000000382058_00043_27151_8831.N1	10-MAY-2007 21:15:17	Bright	38.000	36	50Alp UMa	1.8000	6300.0	76	27151	No
283	GOM_NL__2PRFIN20070510_212209_000000362058_00043_27151_8832.N1	10-MAY-2007 21:22:09	Bright	35.500	49	1Alp UMi	1.9900	6300.0	71	27151	No
284	GOM_NL__2PRFIN20070510_213019_000000452058_00043_27151_8833.N1	10-MAY-2007 21:30:19	Bright	45.000	76	27Gam Cas	2.3000	30000.	90	27151	No
285	GOM_NL__2PRFIN20070510_213134_000000342058_00043_27151_8834.N1	10-MAY-2007 21:31:34	Bright	33.500	68	18Alp Cas	2.2250	4500.0	67	27151	No
286	GOM_NL__2PRFIN20070510_214346_000000412058_00043_27151_8835.N1	10-MAY-2007 21:43:46	Twilight	40.500	140	88Gam Peg	2.8340	26000.	81	27151	No
287	GOM_NL__2PRFIN20070510_215230_000000462058_00043_27151_8836.N1	10-MAY-2007 21:52:30	Dark	45.500	52	16Bet Cet	2.0370	4500.0	91	27151	No
288	GOM_NL__2PRFIN20070510_215919_000000412058_00043_27151_8837.N1	10-MAY-2007 21:59:19	Dark	41.000	84	Alp Phe	2.3970	4500.0	82	27151	No
289	GOM_NL__2PRFIN20070510_220257_000000552058_00043_27151_8838.N1	10-MAY-2007 22:02:57	Dark	55.000	63	Bet Gru	2.1500	2800.0	110	27151	No
290	GOM_NL__2PRFIN20070510_220623_000000422058_00044_27152_8847.N1	10-MAY-2007 22:06:23	Dark	42.000	148	Alp Tuc	2.8780	4100.0	84	27152	No
291	GOM_NL__2PRFIN20070510_221543_000000402058_00044_27152_8848.N1	10-MAY-2007 22:15:43	Straylight	39.500	43	Alp TrA	1.9100	4250.0	79	27152	No
292	GOM_NL__2PRFIN20070510_221755_000000412058_00044_27152_8849.N1	10-MAY-2007 22:17:55	Straylight	40.500	134	Bet TrA	2.8100	6600.0	81	27152	No
293	GOM_NL__2PRFIN20070510_221945_000000512058_00044_27152_8850.N1	10-MAY-2007 22:19:45	Straylight	51.000	4	Alp1Cen	-0.010000	5800.0	102	27152	No
294	GOM_NL__2PRFIN20070510_222316_000000392058_00044_27152_8851.N1	10-MAY-2007 22:23:16	Straylight	39.000	78	Alp Lup	2.3040	28000.	78	27152	No
295	GOM_NL__2PRFIN20070510_222447_000000392058_00044_27152_8852.N1	10-MAY-2007 22:24:47	Straylight	38.500	81	Eta Cen	2.3560	28000.	77	27152	No
296	GOM_NL__2PRFIN20070510_222645_000000432058_00044_27152_8853.N1	10-MAY-2007 22:26:45	Twilight	43.000	54	5The Cen	2.0550	4500.0	86	27152	No
297	GOM_NL__2PRFIN20070510_223055_000000382058_00044_27152_8854.N1	10-MAY-2007 22:30:55	Bright	37.500	169	46Gam Hya	2.9910	4700.0	75	27152	No
298	GOM_NL__2PRFIN20070510_223411_000000382058_00044_27152_8855.N1	10-MAY-2007 22:34:11	Bright	37.500	15	67Alp Vir	0.97600	28000.	75	27152	No
299	GOM_NL__2PRFIN20070510_224032_000000342058_00044_27152_8856.N1	10-MAY-2007 22:40:32	Bright	34.000	138	47Eps Vir	2.8280	4700.0	68	27152	No
300	GOM_NL__2PRFIN20070510_224221_000000362058_00044_27152_8857.N1	10-MAY-2007 22:42:21	Bright	35.500	111	8Eta Boo	2.6800	6000.0	71	27152	No
301	GOM_NL__2PRFIN20070510_224807_000000342058_00044_27152_8858.N1	10-MAY-2007 22:48:07	Bright	34.000	152	12Alp2CVn	2.8900	11000.	68	27152	No
302	GOM_NL__2PRFIN20070510_225109_000000372058_00044_27152_8859.N1	10-MAY-2007 22:51:09	Bright	36.500	39	85Eta UMa	1.8540	24000.	73	27152	No
303	GOM_NL__2PRFIN20070510_225240_000000372058_00044_27152_8860.N1	10-MAY-2007 22:52:40	Bright	36.500	55	79Zet UMa	2.0600	10200.	73	27152	No
304	GOM_NL__2PRFIN20070510_225553_000000362058_00044_27152_8861.N1	10-MAY-2007 22:55:53	Bright	35.500	36	50Alp UMa	1.8000	6300.0	71	27152	No
305	GOM_NL__2PRFIN20070510_230245_000000342058_00044_27152_8862.N1	10-MAY-2007 23:02:45	Bright	33.500	49	1Alp UMi	1.9900	6300.0	67	27152	No
306	GOM_NL__2PRFIN20070510_231055_000000522058_00044_27152_8863.N1	10-MAY-2007 23:10:55	Bright	52.000	76	27Gam Cas	2.3000	30000.	104	27152	No
307	GOM_NL__2PRFIN20070510_231209_000000412058_00044_27152_8864.N1	10-MAY-2007 23:12:09	Bright	40.500	68	18Alp Cas	2.2250	4500.0	81	27152	No
308	GOM_NL__2PRFIN20070510_232422_000000402058_00044_27152_8865.N1	10-MAY-2007 23:24:22	Twilight	40.000	140	88Gam Peg	2.8340	26000.	80	27152	No
309	GOM_NL__2PRFIN20070510_233306_000000422058_00044_27152_8866.N1	10-MAY-2007 23:33:06	Dark	41.500	52	16Bet Cet	2.0370	4500.0	83	27152	No
310	GOM_NL__2PRFIN20070510_233955_000000392058_00044_27152_8867.N1	10-MAY-2007 23:39:55	Dark	38.500	84	Alp Phe	2.3970	4500.0	77	27152	No
311	GOM_NL__2PRFIN20070510_234333_000000452058_00044_27152_8868.N1	10-MAY-2007 23:43:33	Dark	45.000	63	Bet Gru	2.1500	2800.0	90	27152	No
312	GOM_NL__2PRFIN20070510_234659_000000402058_00045_27153_8976.N1	10-MAY-2007 23:46:59	Dark	39.500	148	Alp Tuc	2.8780	4100.0	79	27153	No
313	GOM_NL__2PRFIN20070510_235619_000000422058_00045_27153_8977.N1	10-MAY-2007 23:56:19	Straylight	41.500	43	Alp TrA	1.9100	4250.0	83	27153	No
314	GOM_NL__2PRFIN20070510_235831_000000392058_00045_27153_8978.N1	10-MAY-2007 23:58:31	Straylight	38.500	134	Bet TrA	2.8100	6600.0	77	27153	No

3. Quality information per product

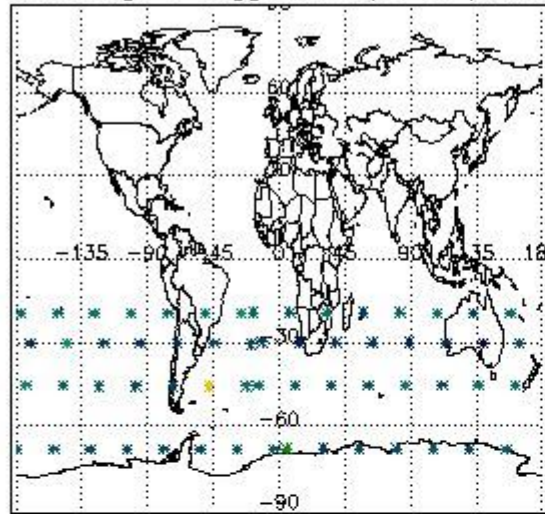
In this section it is plotted some information contained in the Quality Summary data set of the level 2 products. Only products in dark limb conditions and without errors (error flag in the MPH set to "0") are used.

3.1 Plot quality information per product (time dependant)

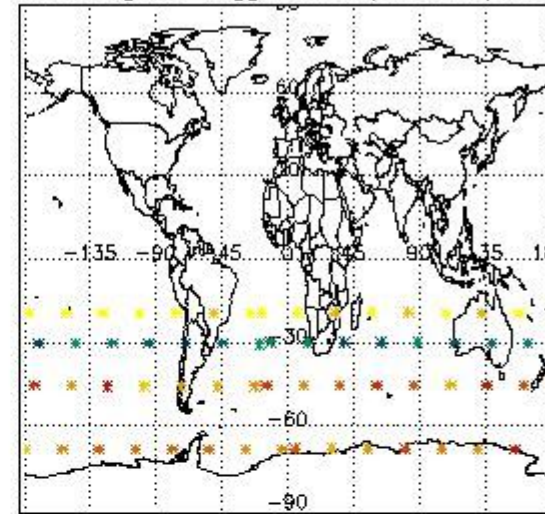


3.2 Plot quality information per product (world map)

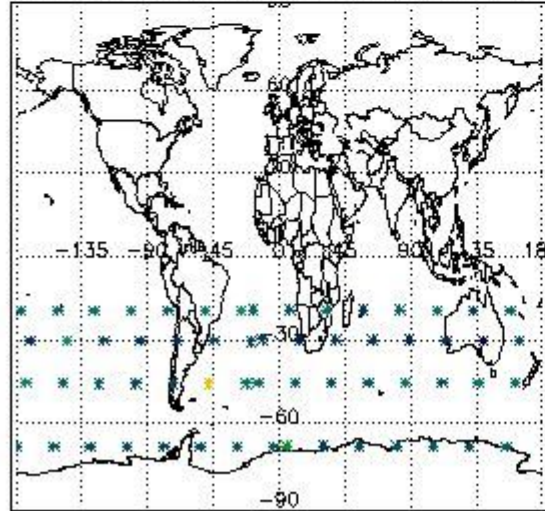
Percentage of flagged data per O3 profile



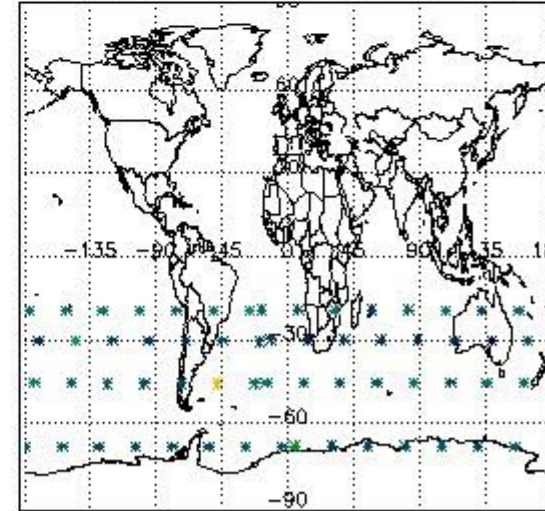
Percentage of flagged data per H2O profile



Percentage of flagged data per NO2 profile



Percentage of flagged data per NO3 profile

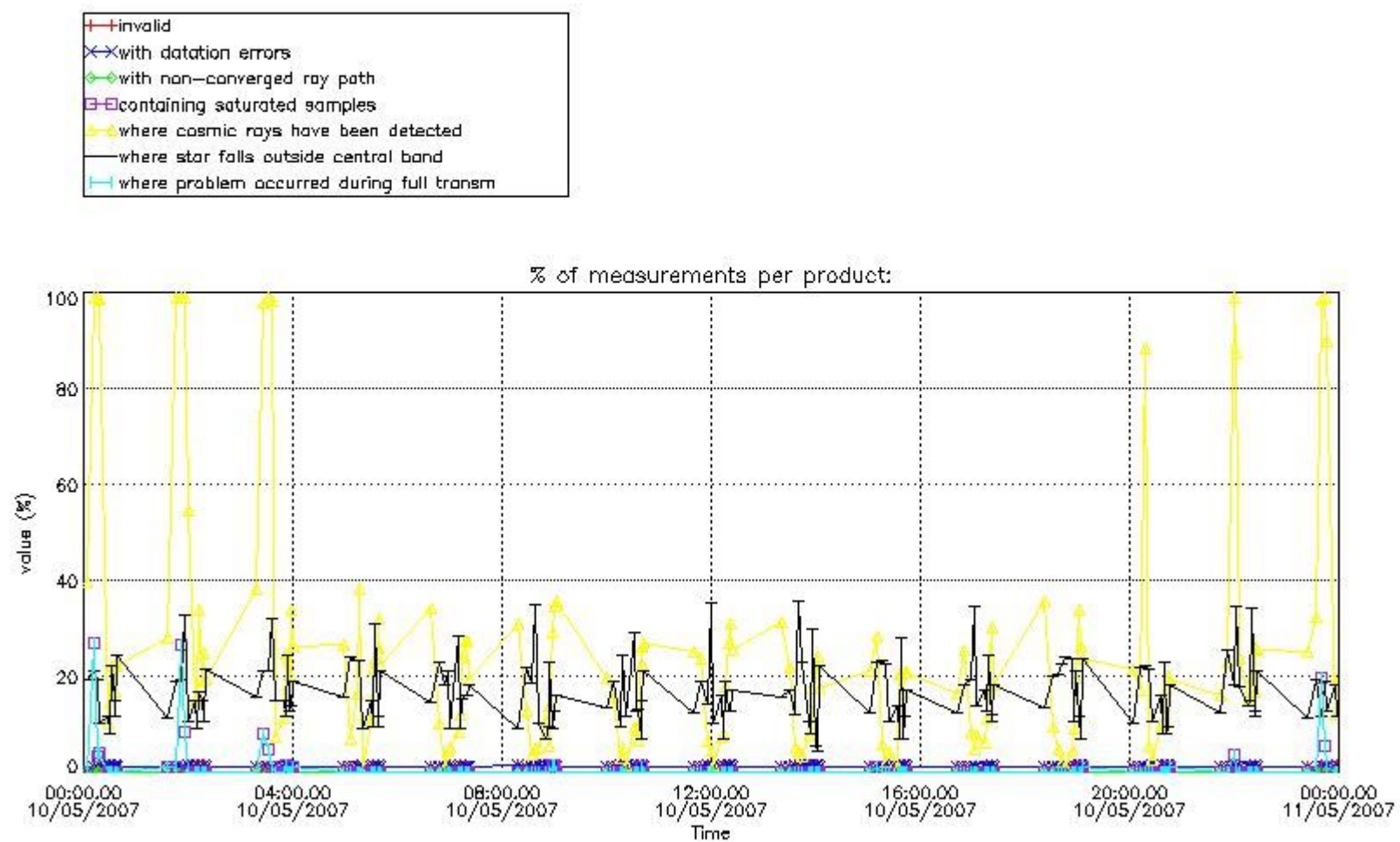


4. Level 1 quality information per product

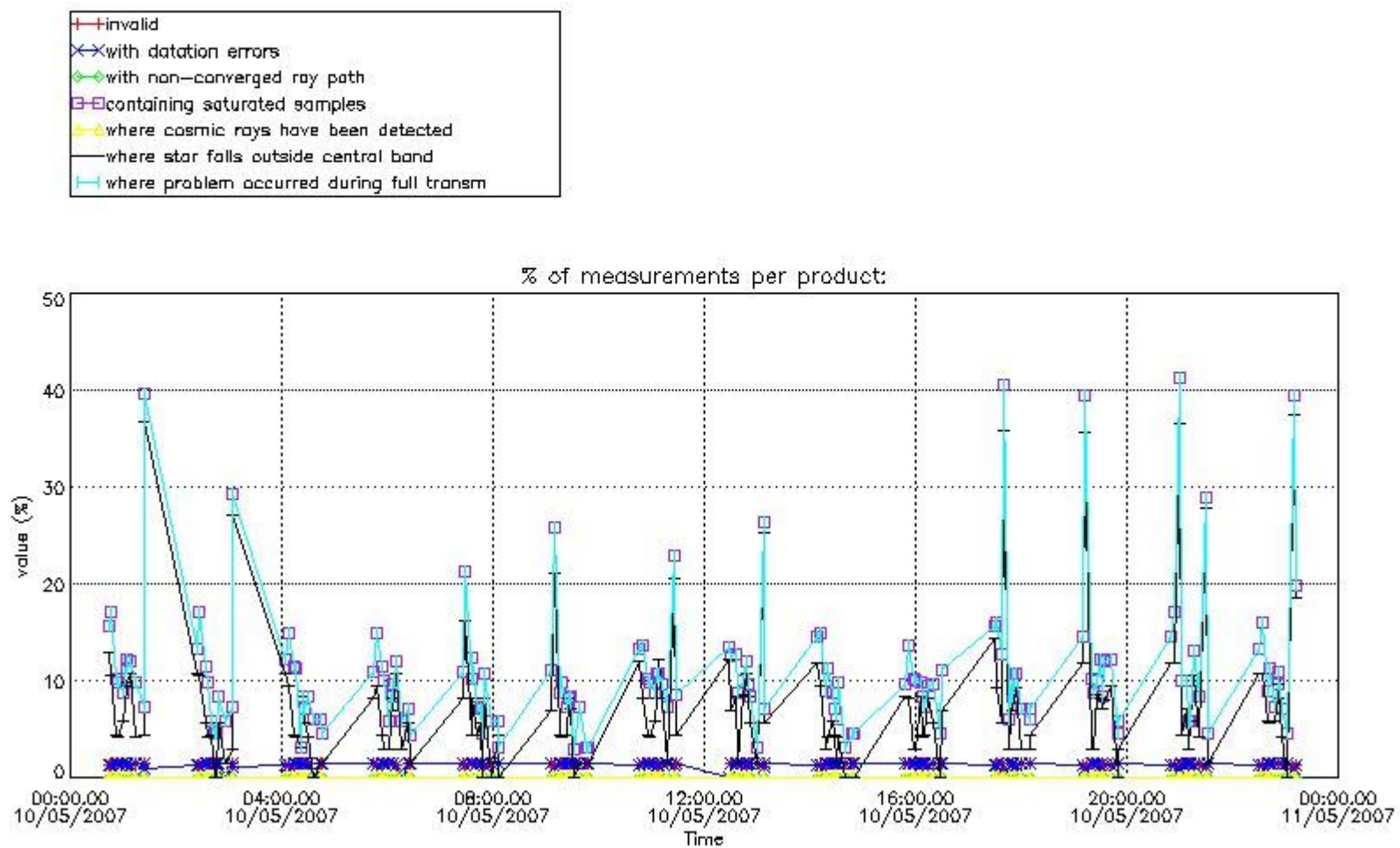
In this section it is plotted some information contained in the Quality Summary data set of the level 2 products that comes from the level 1b processing. Products without errors (error flag in the MPH set to "0") are used.

4.1 Plot quality information per product (time dependant) coming from level 1b processing

4.1.1 Plot level 1 quality information per product (time dependant): ENVISAT ASCENDING passes



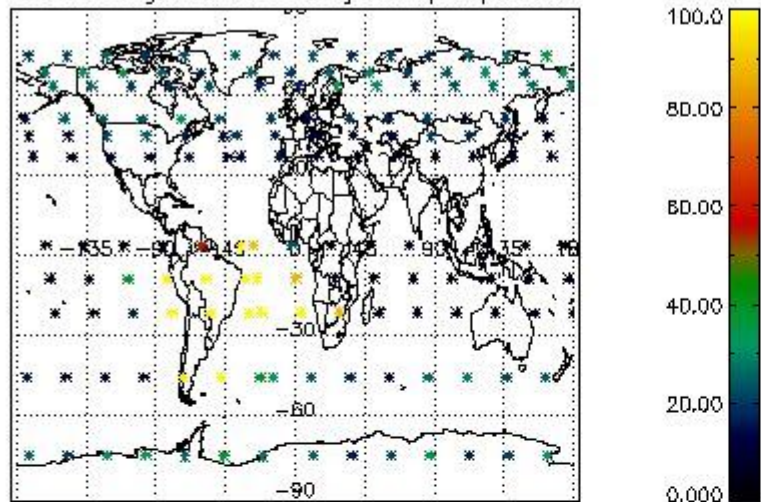
4.1.2 Plot level 1 quality information per product (time dependant): ENVISAT DESCENDING passes



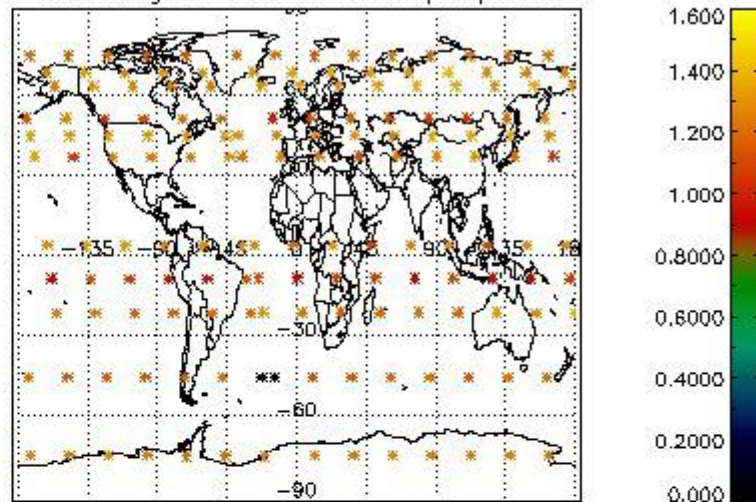
4.2 Plot quality information per product coming from level 1b processing (world map)

4.2.1 Plot level 1 quality information per product (world map): ENVISAT ASCENDING passes

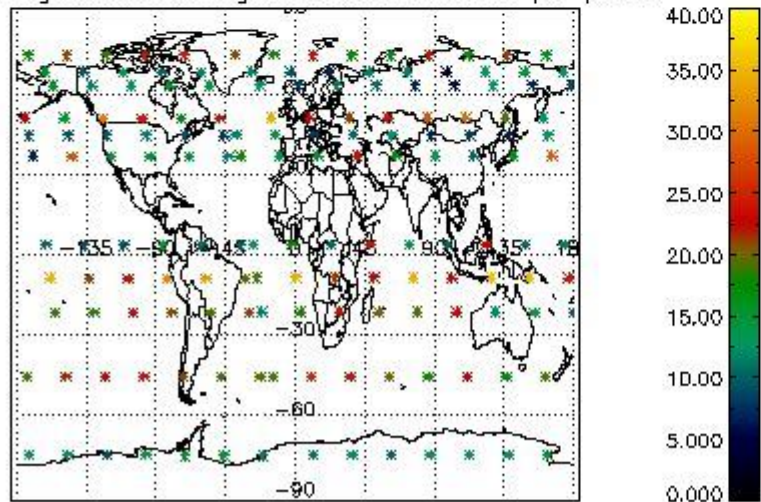
Percentage of cosmic ray hits per profile



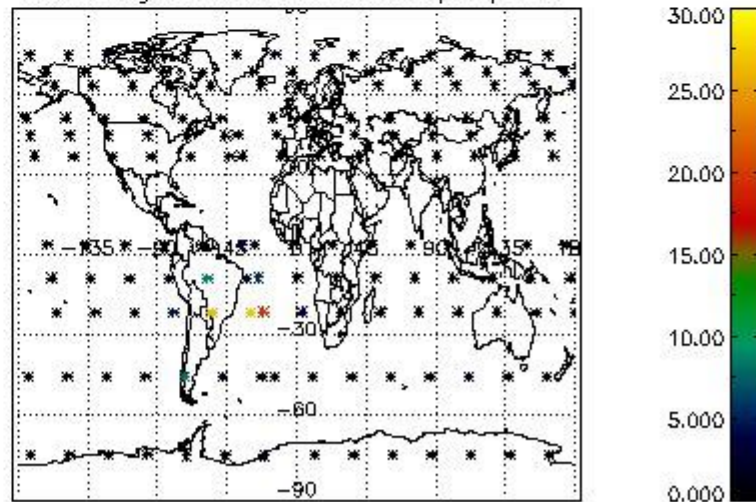
Percentage of datation errors per profile



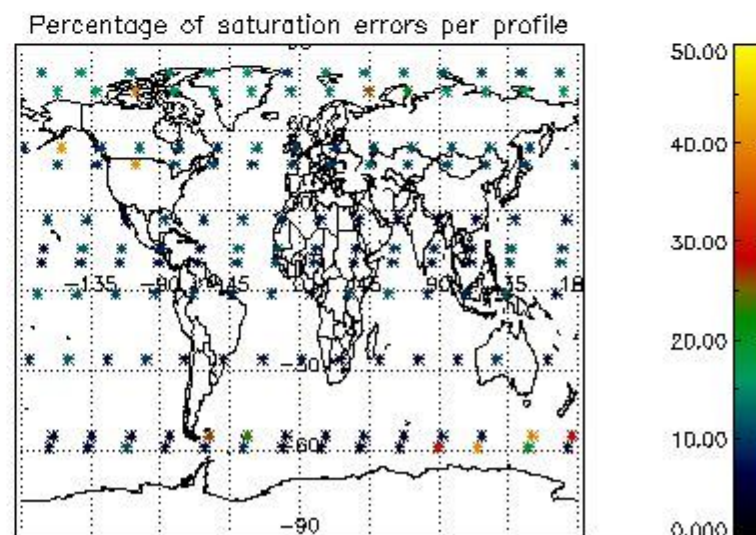
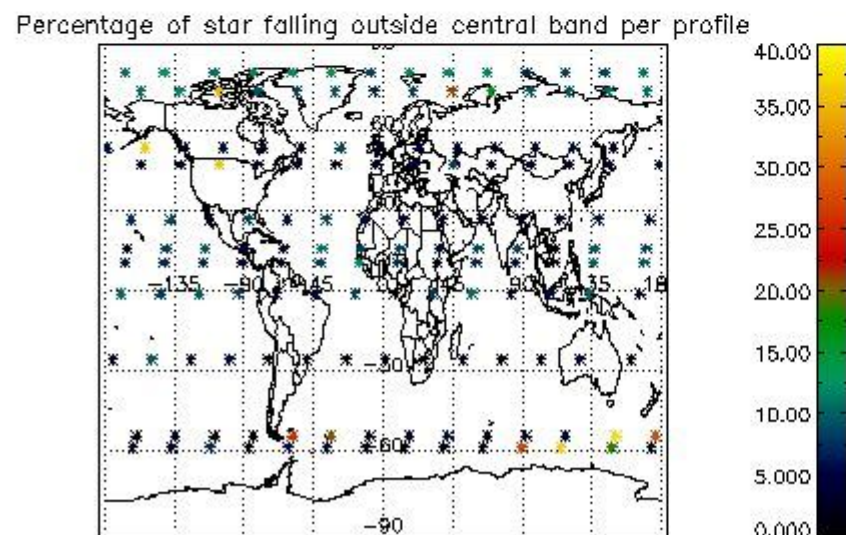
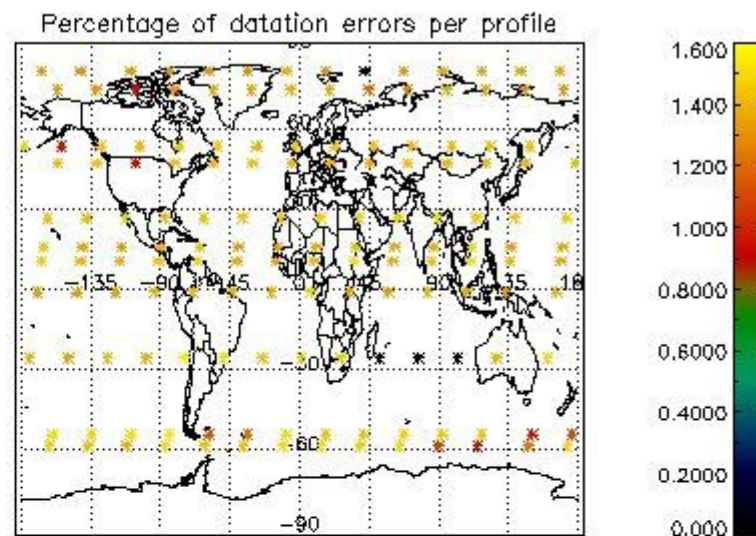
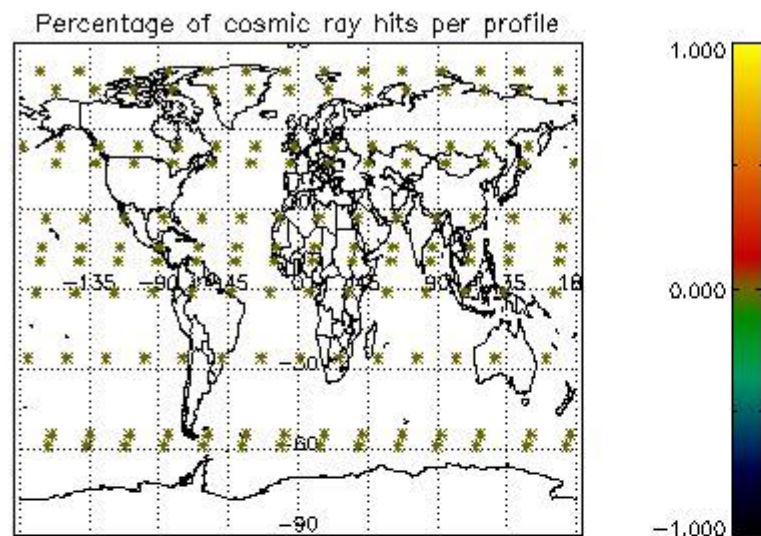
Percentage of star falling outside central band per profile



Percentage of saturation errors per profile



4.2.2 Plot level 1 quality information per product (world map): ENVISAT DESCENDING passes



5. Trace gas profiles

5.1 Ozone statistics based on quality of products

The final quality of the products can be "measured" using the STD (Standard Deviation) attached to every point profile. This information is written to the parameter GOM_NL__2P/NL_LOCAL_SPECIES_DENSITY/o3_std of the level 2 products. The table below shows the statistics for given STD ranges.

The statistics are given with respect to the overall valid production:

- Products without fatal errors: GOM_NL__2P/MPH/PRODUCT_ERR=0
- Valid point profile: GOM_NL__2P/NL_LOCAL_SPECIES_DENSITY/pcd(0)=0

The 'Criteria' is applied to valid points of dark limb products:

- Products in dark limb illumination condition: GOM_NL__2P/NL_SUMMARY_QUALITY/obs_ill_cond=0
- Products without fatal errors: GOM_NL__2P/MPH/PRODUCT_ERR=0
- Valid point profile: GOM_NL__2P/NL_LOCAL_SPECIES_DENSITY/pcd(0)=0

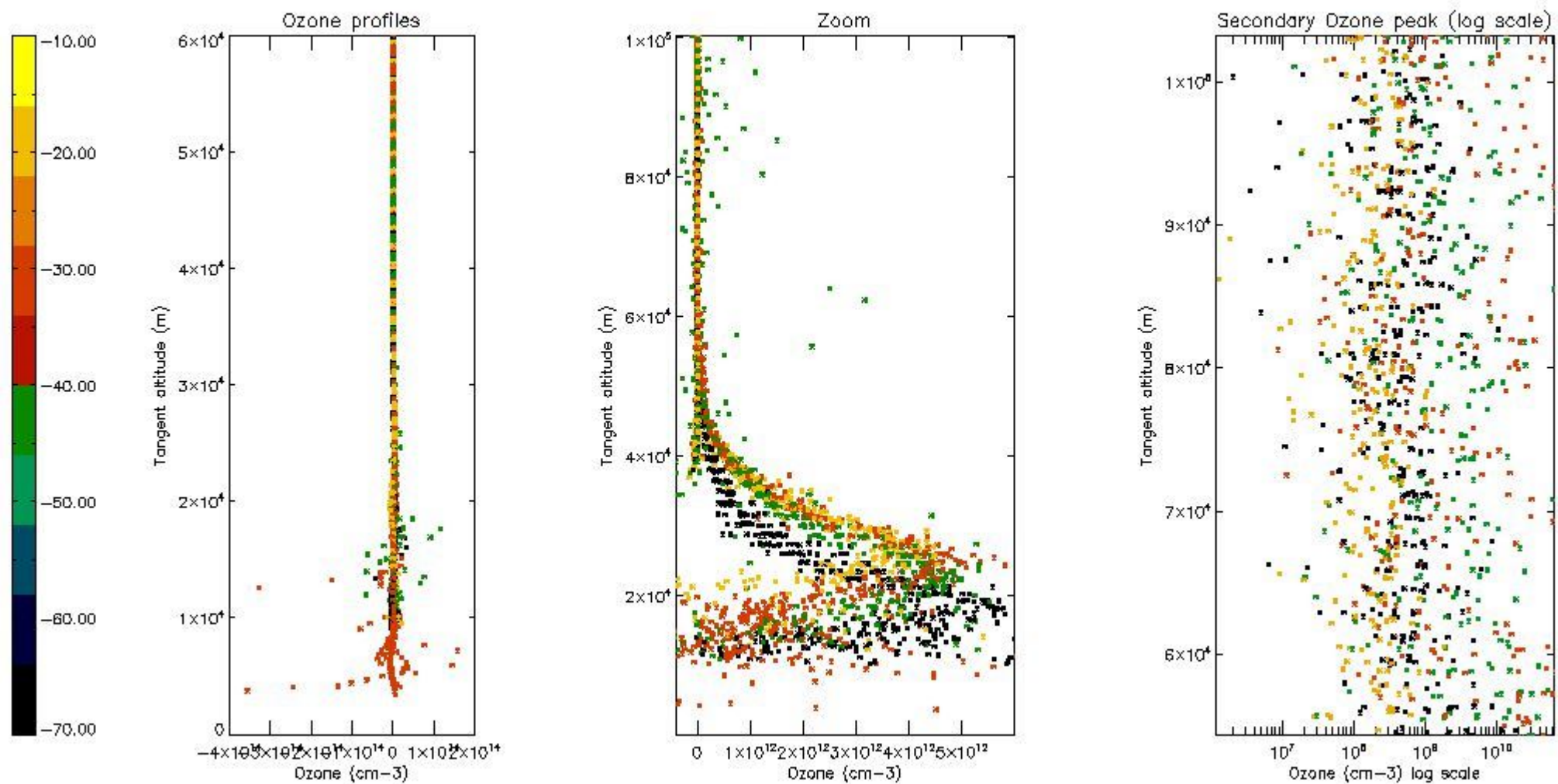
So, the table below shows the percentage of dark limb and valid observations for each criteria with respect to the overall valid daily observations.

Criteria	% of total production
All STD	22
STD < 20	5

STD < 10	2
STD < 5	0

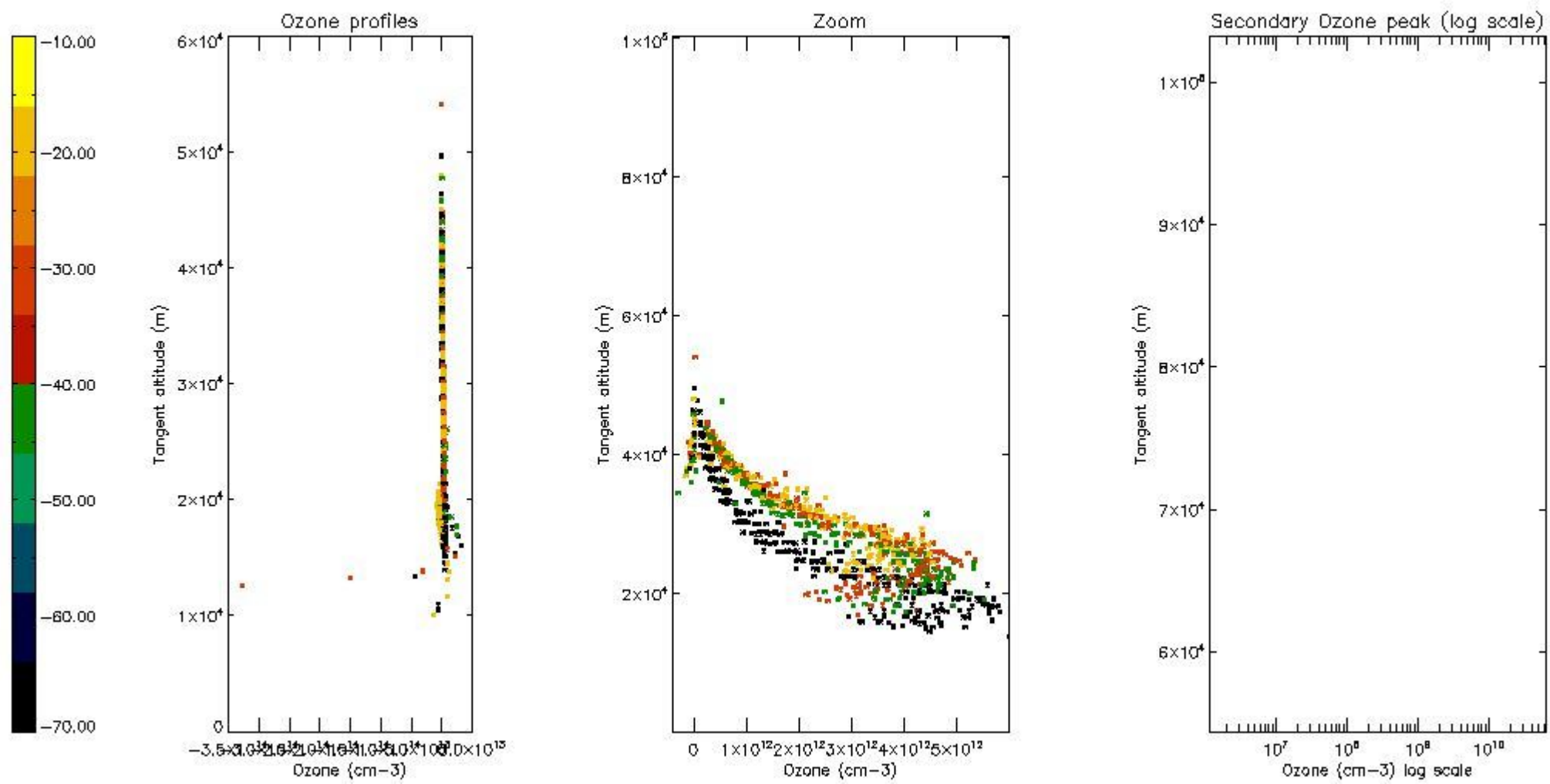
5.2 Plot ozone profiles for all STD (dark without errors)

The colorbar represents the latitude.



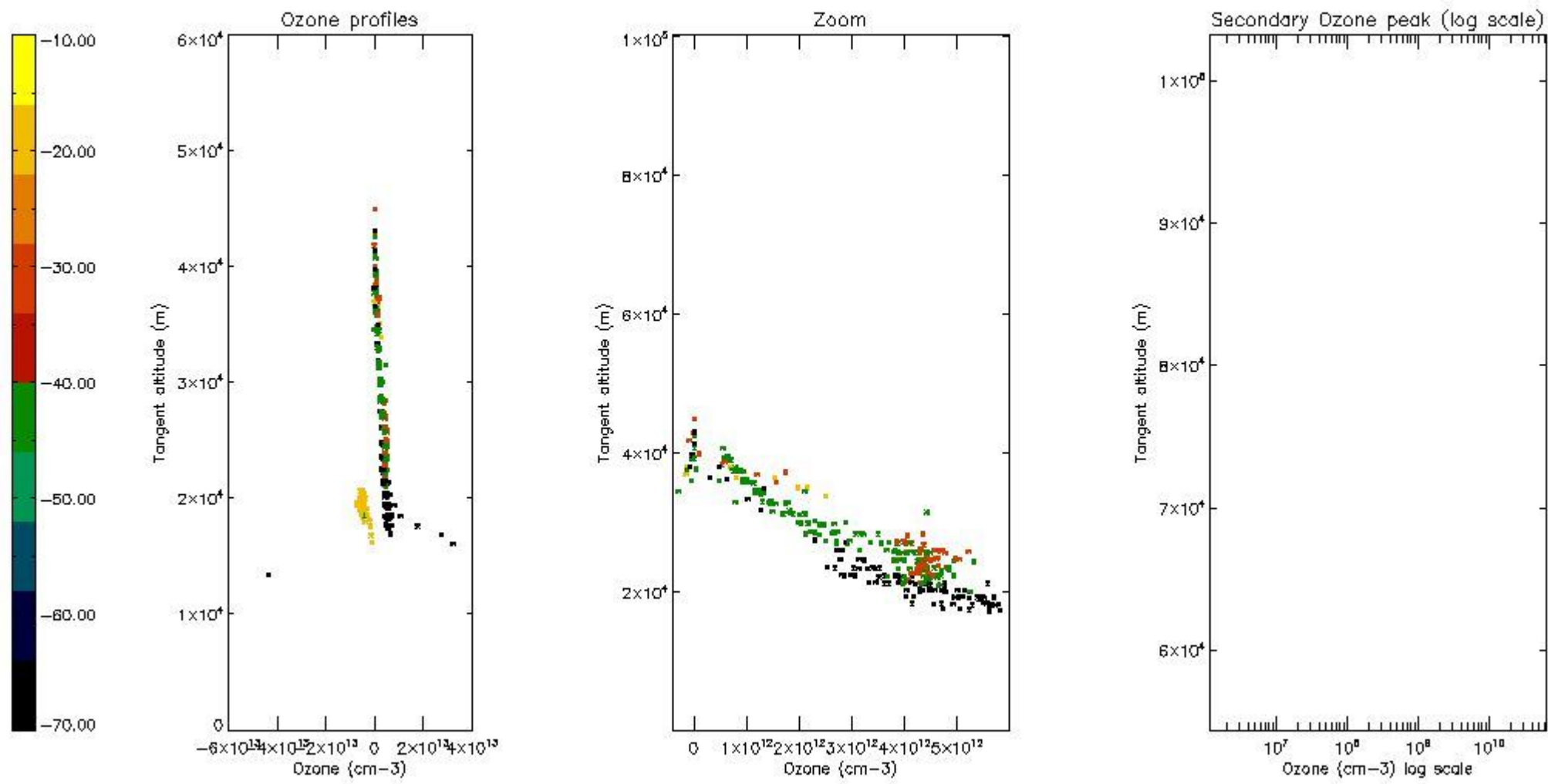
5.3 Plot ozone profiles where STD < 20% (dark without errors)

The colorbar represents the latitude.



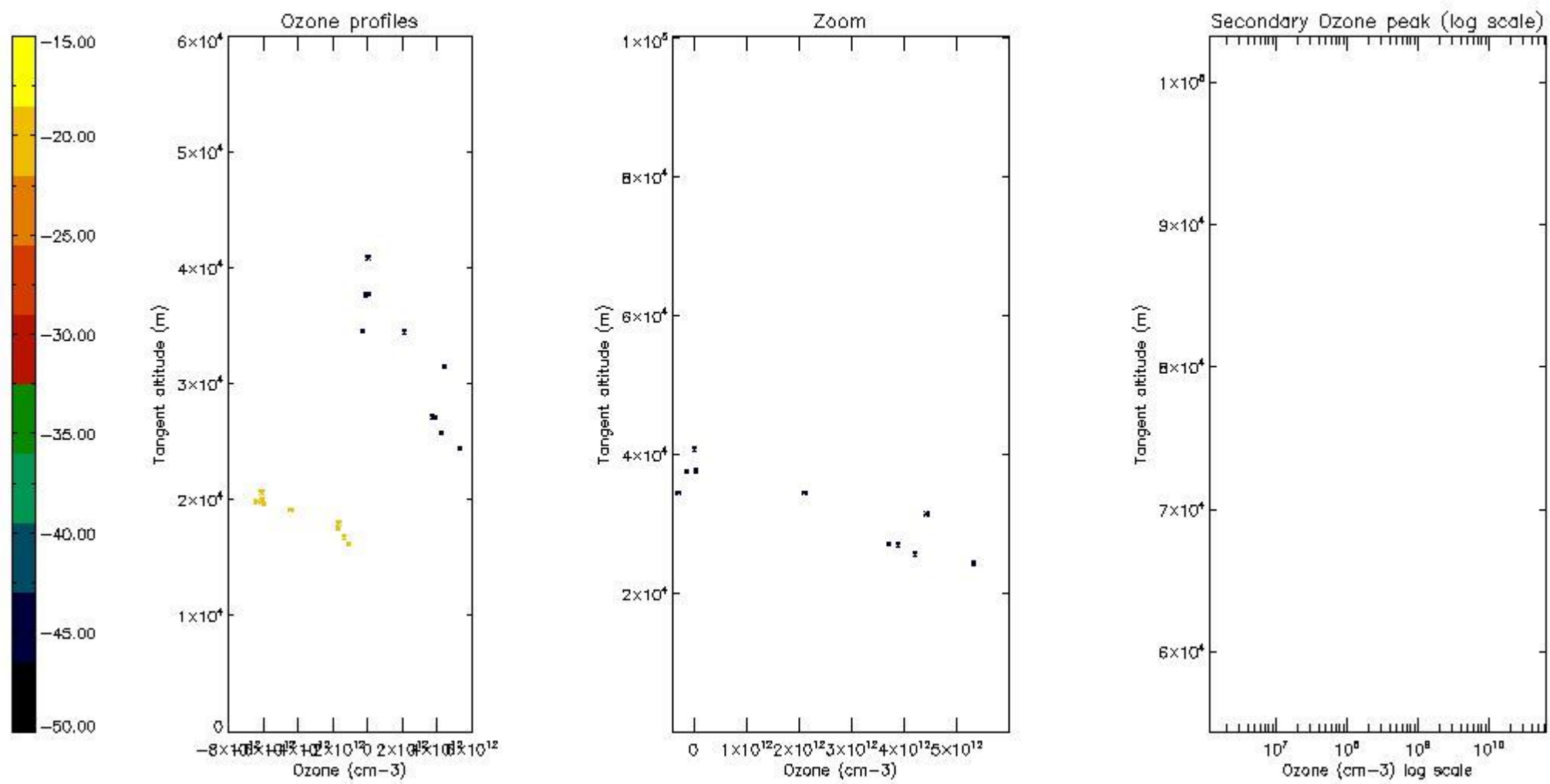
5.4 Plot ozone profiles where $STD < 10\%$ (dark without errors)

The colorbar represents the latitude.



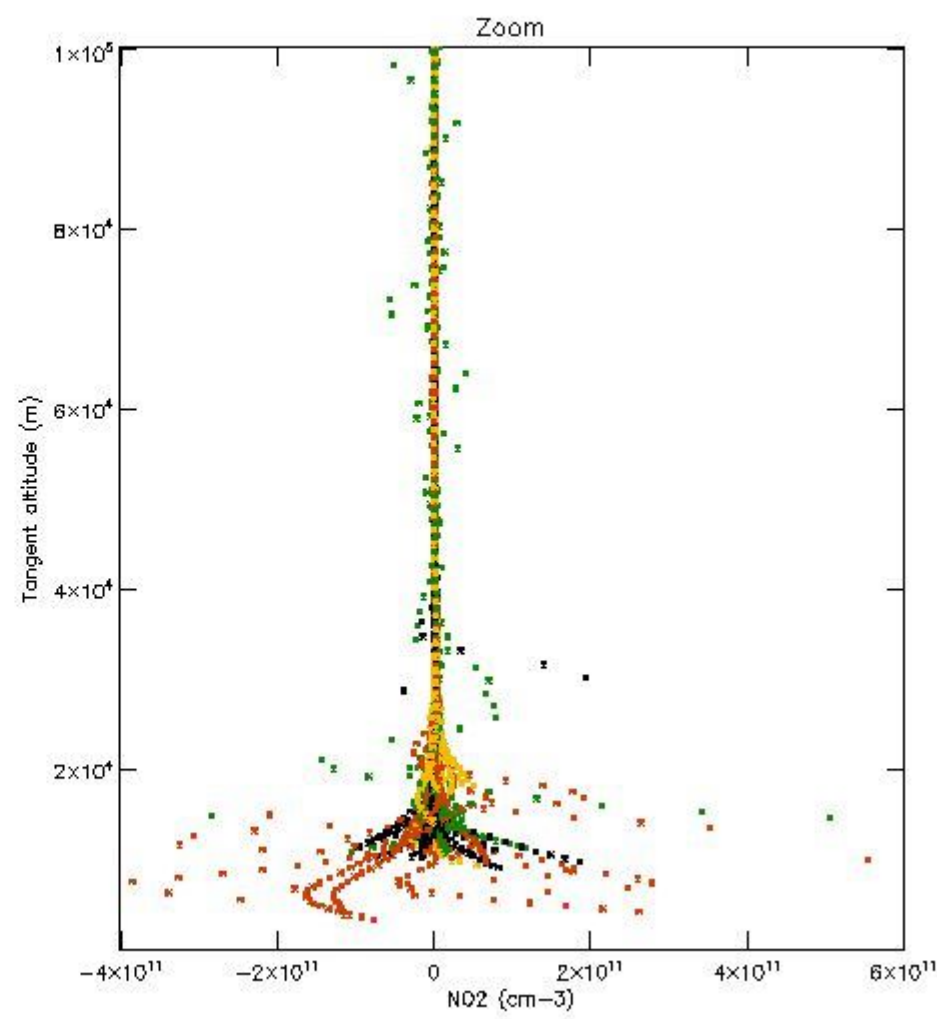
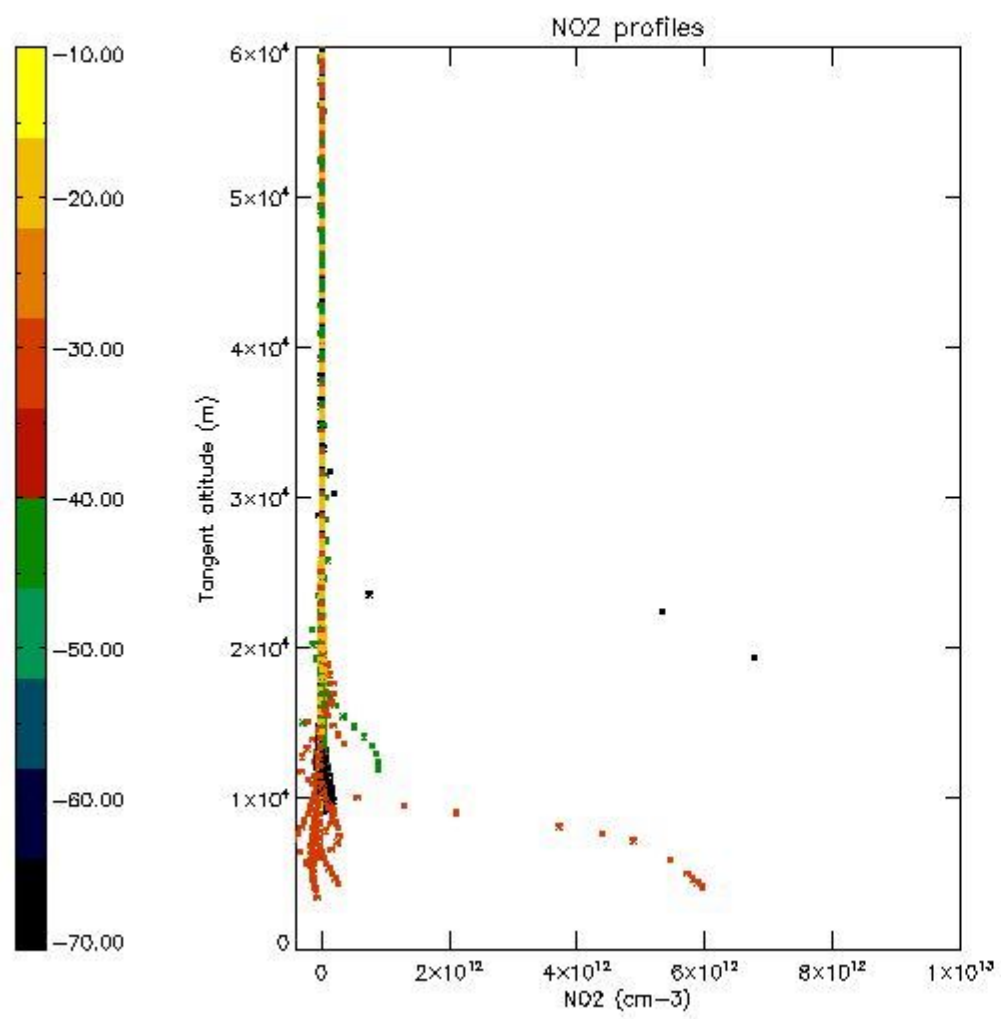
5.5 Plot ozone profiles where STD < 5% (dark without errors)

The colorbar represents the latitude.



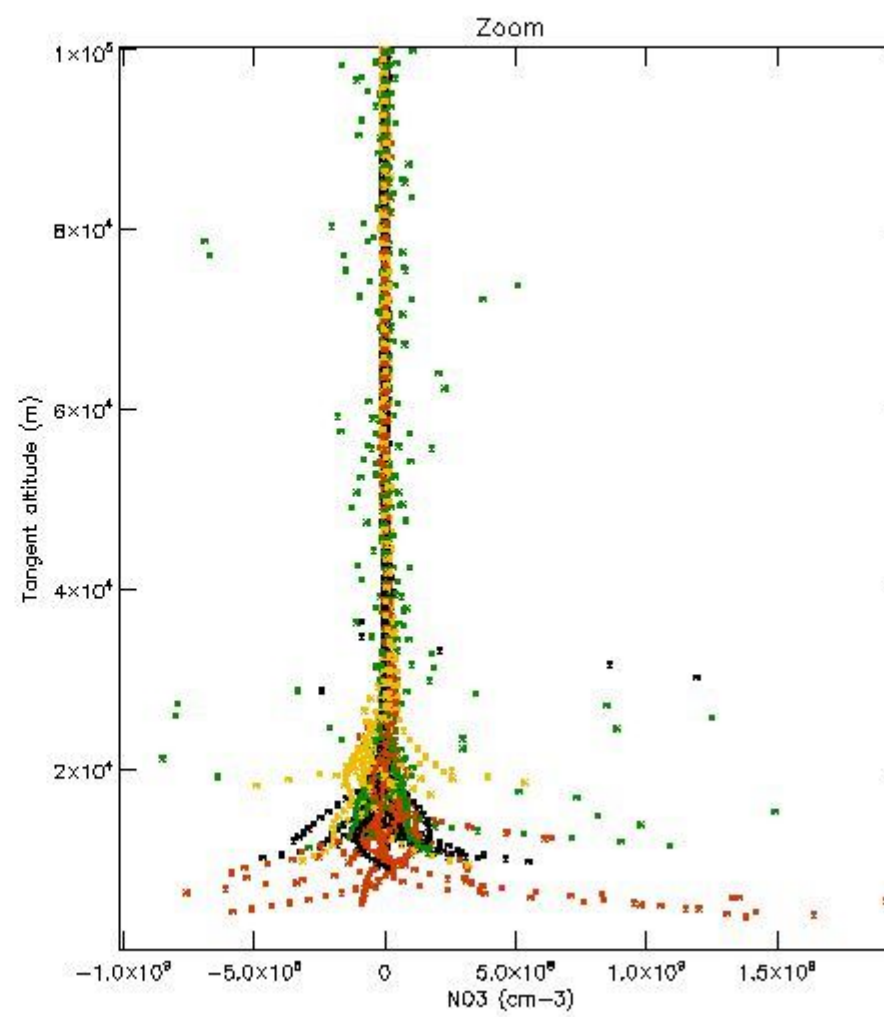
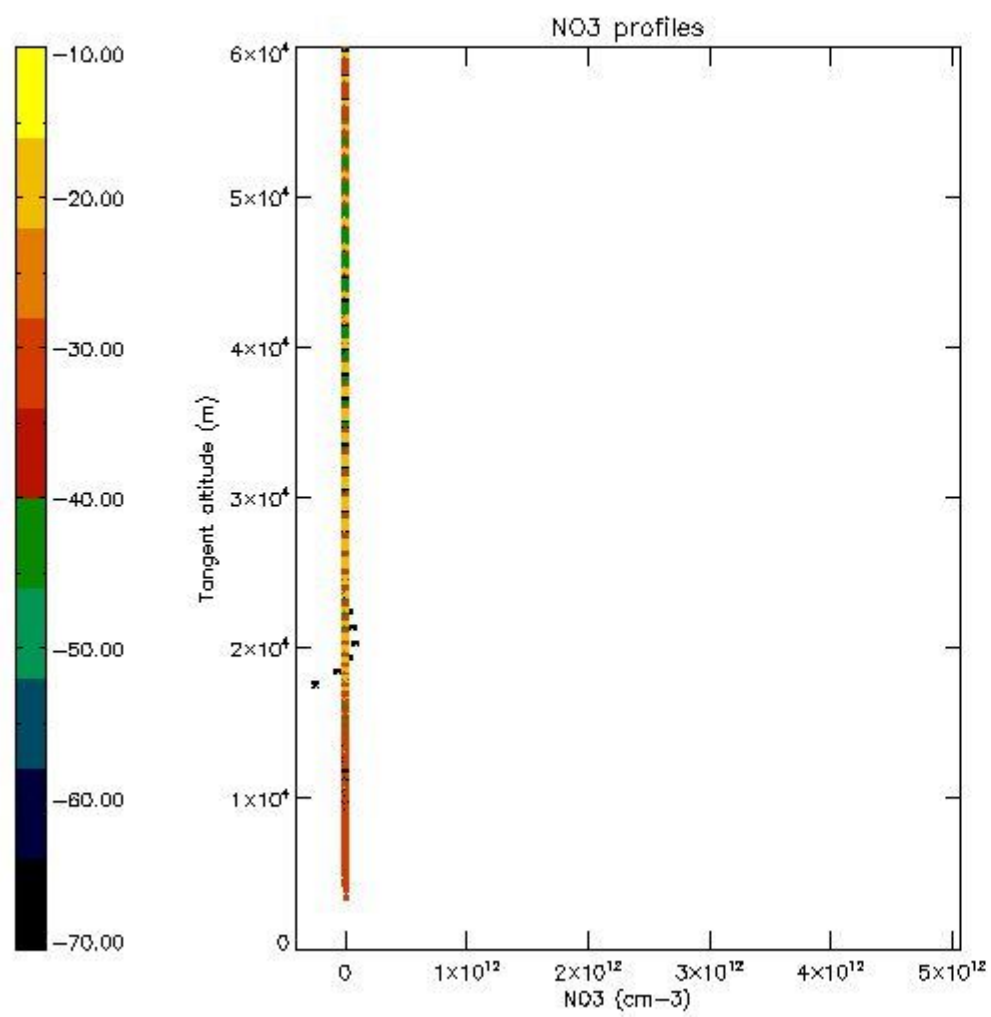
5.6 Plot NO₂ profiles for all STD (dark without errors)

The colorbar represents the latitude.



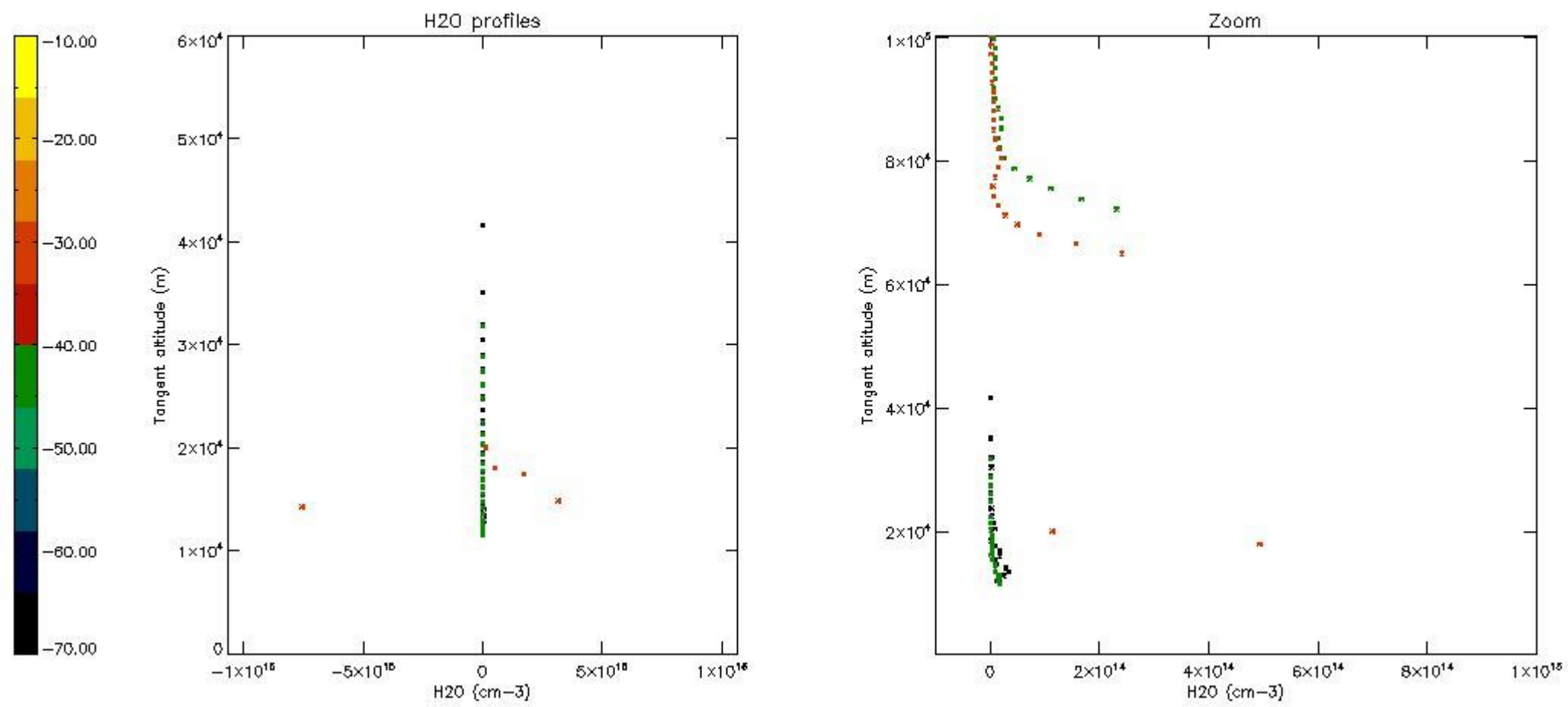
5.7 Plot NO3 profiles for all STD (dark without errors)

The colorbar represents the latitude.



5.8 Plot H₂O profiles for all STD (only for occultations of stars 1,2,3,4,13,14,16,26,63 dark without errors)

The colorbar represents the latitude.



6. Auxiliary Data Files used for the production reported in section 2

The number reported in the third column indicates since which file (see list in section 2) the corresponding auxiliary file has been used. The fourth column is the date of those product files.

Type	Auxiliary Filename	Used since product	Used since product date
INST_PHYS_CHARACTERISTICS	GOM_INS_AXVIEC20091111_143220_20030716_120000_20500101_000000	1	10-MAY-2007 00:04:40
LEVEL-2_PROC_CONFIG	GOM_PR2_AXVIEC20091111_152718_20020301_000000_20500101_000000	1	10-MAY-2007 00:04:40
CROSS_SECTIONS_FILE	GOM_CRS_AXVIEC20091111_154832_20020301_000000_20500101_000000	1	10-MAY-2007 00:04:40

GOMOS Level 2 Daily Report

SUMMARY

[1. General Info](#)

[2. Summary of processed GOM_NL_2P products](#)

[3. Level 2 Quality information per product](#)

[3.1 Plot of level 2 quality information per product \(time dependant\)](#)

[3.2 Plot of level 2 quality information per product \(world map\)](#)

[4. Level 1 Quality information per product \(stored on level 2 products\)](#)

[4.1 Plot of level 1 quality information per product \(time dependant\)](#)

[4.1.1 Plot of level 1 quality information per product \(time dependant\): ASCENDING](#)

[4.1.2 Plot of level 1 quality information per product \(time dependant\): DESCENDING](#)

[4.2 Plot of level 1 quality information per product \(world map\)](#)

[4.2.1 Plot of level 1 quality information per product \(world map\): ASCENDING](#)

[4.2.2 Plot of level 1 quality information per product \(world map\): DESCENDING](#)

[5. Ozone profiles based on quality statistics and other trace gas profiles](#)

[5.1 Ozone statistics based on quality of products](#)

[5.2 Plot ozone profiles for all STD \(dark without errors\)](#)

[5.3 Plot ozone profiles where STD < 20% \(dark without errors\)](#)

[5.4. Plot ozone profiles where STD < 10% \(dark without errors\)](#)

[5.5. Plot ozone profiles where STD < 5% \(dark without errors\)](#)

[5.6 Plot NO2 profiles for all STD \(dark without errors\)](#)

[5.7 Plot NO3 profiles for all STD \(dark without errors\)](#)

[5.8 Plot H2O profiles \(only for occultations of stars 1,2,3,4,13,14,16,26,63 dark without errors\) for all STD](#)

[6. Auxiliary Data Files used for the production reported in section 2](#)

This report presents the daily analysis on parameters extracted from GOMOS level 2 data (GOM_NL__2P). It is intended to monitor some important parameters that will impact the quality of these products. A list of level 2 products (and content) that have arrived during the reporting day to the PCF is also given.

Item	Value
Time of report generation	22APR2013 19:24:30
Data source version	GOMOS/6.01
Start time of products	10-05-2007 (10MAY2007 00:00:00)
Stop time of products	11-05-2007 (11MAY2007 00:00:00)
Store outputs in DB	Yes
Nb of level 2 prods	314
Nb of prods with errors	0

2. Summary of processed GOM_NL__2P products.

Nr	Filename	UTC Start time	Limb	Duration	Star Id	Star Name	Star Mag	Star Temp	Nb Meas	Orbit	Prod. error
1	GOM_NL__2PRFIN20070510_000440_000000422058_00030_27138_8500.N1	10-MAY-2007 00:04:40	Dark	41.500	52	16Bet Cet	2.0370	4500.0	83	27138	No
2	GOM_NL__2PRFIN20070510_001129_000000432058_00030_27138_8501.N1	10-MAY-2007 00:11:29	Dark	42.500	84	Alp Phe	2.3970	4500.0	85	27138	No
3	GOM_NL__2PRFIN20070510_001502_000000442058_00030_27138_8502.N1	10-MAY-2007 00:15:02	Dark	44.000	63	Bet Gru	2.1500	2800.0	88	27138	No
4	GOM_NL__2PRFIN20070510_001830_000000392058_00031_27139_8509.N1	10-MAY-2007 00:18:30	Dark	39.000	148	Alp Tuc	2.8780	4100.0	78	27139	No
5	GOM_NL__2PRFIN20070510_002751_000000392058_00031_27139_8510.N1	10-MAY-2007 00:27:51	Straylight	39.000	43	Alp TrA	1.9100	4250.0	78	27139	No
6	GOM_NL__2PRFIN20070510_003003_000000382058_00031_27139_8511.N1	10-MAY-2007 00:30:03	Straylight	37.500	134	Bet TrA	2.8100	6600.0	75	27139	No
7	GOM_NL__2PRFIN20070510_003155_000000432058_00031_27139_8512.N1	10-MAY-2007 00:31:55	Straylight	43.000	4	Alp1Cen	-0.010000	5800.0	86	27139	No
8	GOM_NL__2PRFIN20070510_003525_000000412058_00031_27139_8513.N1	10-MAY-2007 00:35:25	Straylight	40.500	78	Alp Lup	2.3040	28000.	81	27139	No
9	GOM_NL__2PRFIN20070510_003657_000000392058_00031_27139_8514.N1	10-MAY-2007 00:36:57	Straylight	39.000	81	Eta Cen	2.3560	28000.	78	27139	No
10	GOM_NL__2PRFIN20070510_003856_000000452058_00031_27139_8515.N1	10-MAY-2007 00:38:56	Twi_and_stray	45.000	54	5The Cen	2.0550	4500.0	90	27139	No
11	GOM_NL__2PRFIN20070510_004306_000000392058_00031_27139_8516.N1	10-MAY-2007 00:43:06	Bright	38.500	169	46Gam Hya	2.9910	4700.0	77	27139	No
12	GOM_NL__2PRFIN20070510_004621_000000382058_00031_27139_8517.N1	10-MAY-2007 00:46:21	Bright	38.000	15	67Alp Vir	0.97600	28000.	76	27139	No
13	GOM_NL__2PRFIN20070510_005243_000000352058_00031_27139_8518.N1	10-MAY-2007 00:52:43	Bright	34.500	138	47Eps Vir	2.8280	4700.0	69	27139	No
14	GOM_NL__2PRFIN20070510_005434_000000362058_00031_27139_8519.N1	10-MAY-2007 00:54:34	Bright	35.500	111	8Eta Boo	2.6800	6000.0	71	27139	No
15	GOM_NL__2PRFIN20070510_010018_000000352058_00031_27139_8520.N1	10-MAY-2007 01:00:18	Bright	34.500	152	12Alp2CVn	2.8900	11000.	69	27139	No
16	GOM_NL__2PRFIN20070510_010323_000000372058_00031_27139_8521.N1	10-MAY-2007 01:03:23	Bright	37.000	39	85Eta UMa	1.8540	24000.	74	27139	No
17	GOM_NL__2PRFIN20070510_010453_000000362058_00031_27139_8522.N1	10-MAY-2007 01:04:53	Bright	35.500	55	79Zet UMa	2.0600	10200.	71	27139	No
18	GOM_NL__2PRFIN20070510_010802_000000382058_00031_27139_8523.N1	10-MAY-2007 01:08:02	Bright	37.500	36	50Alp UMa	1.8000	6300.0	75	27139	No
19	GOM_NL__2PRFIN20070510_011458_000000362058_00031_27139_8524.N1	10-MAY-2007 01:14:58	Bright	35.500	49	1Alp UMi	1.9900	6300.0	71	27139	No
20	GOM_NL__2PRFIN20070510_012307_000000352058_00031_27139_8525.N1	10-MAY-2007 01:23:07	Bright	34.500	76	27Gam Cas	2.3000	30000.	69	27139	No
21	GOM_NL__2PRFIN20070510_012422_000000532058_00031_27139_8526.N1	10-MAY-2007 01:24:22	Bright	53.000	68	18Alp Cas	2.2250	4500.0	106	27139	No
22	GOM_NL__2PRFIN20070510_013632_000000402058_00031_27139_8527.N1	10-MAY-2007 01:36:32	Twilight	39.500	140	88Gam Peg	2.8340	26000.	79	27139	No
23	GOM_NL__2PRFIN20070510_014516_000000422058_00031_27139_8528.N1	10-MAY-2007 01:45:16	Dark	42.000	52	16Bet Cet	2.0370	4500.0	84	27139	No
24	GOM_NL__2PRFIN20070510_015205_000000422058_00031_27139_8529.N1	10-MAY-2007 01:52:05	Dark	41.500	84	Alp Phe	2.3970	4500.0	83	27139	No
25	GOM_NL__2PRFIN20070510_015539_000000542058_00031_27139_8530.N1	10-MAY-2007 01:55:39	Dark	53.500	63	Bet Gru	2.1500	2800.0	107	27139	No
26	GOM_NL__2PRFIN20070510_015906_000000392058_00032_27140_8521.N1	10-MAY-2007 01:59:06	Dark	38.500	148	Alp Tuc	2.8780	4100.0	77	27140	No
27	GOM_NL__2PRFIN20070510_020828_000000412058_00032_27140_8522.N1	10-MAY-2007 02:08:28	Straylight	40.500	43	Alp TrA	1.9100	4250.0	81	27140	No
28	GOM_NL__2PRFIN20070510_021040_000000382058_00032_27140_8523.N1	10-MAY-2007 02:10:40	Straylight	38.000	134	Bet TrA	2.8100	6600.0	76	27140	No
29	GOM_NL__2PRFIN20070510_021231_000000422058_00032_27140_8524.N1	10-MAY-2007 02:12:31	Straylight	41.500	4	Alp1Cen	-0.010000	5800.0	83	27140	No
30	GOM_NL__2PRFIN20070510_021602_000000402058_00032_27140_8525.N1	10-MAY-2007 02:16:02	Straylight	40.000	78	Alp Lup	2.3040	28000.	80	27140	No
31	GOM_NL__2PRFIN20070510_021733_000000392058_00032_27140_8526.N1	10-MAY-2007 02:17:33	Straylight	38.500	81	Eta Cen	2.3560	28000.	77	27140	No
32	GOM_NL__2PRFIN20070510_021932_000000442058_00032_27140_8527.N1	10-MAY-2007 02:19:32	Twi_and_stray	44.000	54	5The Cen	2.0550	4500.0	88	27140	No
33	GOM_NL__2PRFIN20070510_022342_000000382058_00032_27140_8528.N1	10-MAY-2007 02:23:42	Bright	37.500	169	46Gam Hya	2.9910	4700.0	75	27140	No
34	GOM_NL__2PRFIN20070510_022658_000000382058_00032_27140_8529.N1	10-MAY-2007 02:26:58	Bright	38.000	15	67Alp Vir	0.97600	28000.	76	27140	No
35	GOM_NL__2PRFIN20070510_023319_000000352058_00032_27140_8530.N1	10-MAY-2007 02:33:19	Bright	35.000	138	47Eps Vir	2.8280	4700.0	70	27140	No
36	GOM_NL__2PRFIN20070510_023510_000000362058_00032_27140_8531.N1	10-MAY-2007 02:35:10	Bright	35.500	111	8Eta Boo	2.6800	6000.0	71	27140	No
37	GOM_NL__2PRFIN20070510_024054_000000342058_00032_27140_8532.N1	10-MAY-2007 02:40:54	Bright	34.000	152	12Alp2CVn	2.8900	11000.	68	27140	No
38	GOM_NL__2PRFIN20070510_024359_000000342058_00032_27140_8533.N1	10-MAY-2007 02:43:59	Bright	33.500	39	85Eta UMa	1.8540	24000.	67	27140	No
39	GOM_NL__2PRFIN20070510_024529_000000332058_00032_27140_8534.N1	10-MAY-2007 02:45:29	Bright	33.000	55	79Zet UMa	2.0600	10200.	66	27140	No
40	GOM_NL__2PRFIN20070510_024838_000000362058_00032_27140_8535.N1	10-MAY-2007 02:48:38	Bright	36.000	36	50Alp UMa	1.8000	6300.0	72	27140	No
41	GOM_NL__2PRFIN20070510_025534_000000342058_00032_27140_8536.N1	10-MAY-2007 02:55:34	Bright	34.000	49	1Alp UMi	1.9900	6300.0	68	27140	No
42	GOM_NL__2PRFIN20070510_030343_000000352058_00032_27140_8537.N1	10-MAY-2007 03:03:43	Bright	34.500	76	27Gam Cas	2.3000	30000.	69	27140	No

43	GOM_NL__2PRFIN20070510_030458_000000462058_00032_27140_8538.N1	10-MAY-2007 03:04:58	Bright	46.000	68	18Alp Cas	2.2250	4500.0	92	27140	No
44	GOM_NL__2PRFIN20070510_031708_000000422058_00032_27140_8539.N1	10-MAY-2007 03:17:08	Twilight	42.000	140	88Gam Peg	2.8340	26000.	84	27140	No
45	GOM_NL__2PRFIN20070510_032552_000000432058_00032_27140_8540.N1	10-MAY-2007 03:25:52	Dark	43.000	52	16Bet Cet	2.0370	4500.0	86	27140	No
46	GOM_NL__2PRFIN20070510_033242_000000432058_00032_27140_8541.N1	10-MAY-2007 03:32:42	Dark	43.000	84	Alp Phe	2.3970	4500.0	86	27140	No
47	GOM_NL__2PRFIN20070510_033615_000000532058_00032_27140_8542.N1	10-MAY-2007 03:36:15	Dark	53.000	63	Bet Gru	2.1500	2800.0	106	27140	No
48	GOM_NL__2PRFIN20070510_033943_000000412058_00033_27141_8546.N1	10-MAY-2007 03:39:43	Dark	40.500	148	Alp Tuc	2.8780	4100.0	81	27141	No
49	GOM_NL__2PRFIN20070510_034904_000000412058_00033_27141_8547.N1	10-MAY-2007 03:49:04	Straylight	40.500	43	Alp TrA	1.9100	4250.0	81	27141	No
50	GOM_NL__2PRFIN20070510_035116_000000392058_00033_27141_8548.N1	10-MAY-2007 03:51:16	Straylight	38.500	134	Bet TrA	2.8100	6600.0	77	27141	No
51	GOM_NL__2PRFIN20070510_035307_000000452058_00033_27141_8549.N1	10-MAY-2007 03:53:07	Straylight	45.000	4	Alp1Cen	-0.010000	5800.0	90	27141	No
52	GOM_NL__2PRFIN20070510_035638_000000402058_00033_27141_8550.N1	10-MAY-2007 03:56:38	Straylight	39.500	78	Alp Lup	2.3040	28000.	79	27141	No
53	GOM_NL__2PRFIN20070510_035809_000000402058_00033_27141_8551.N1	10-MAY-2007 03:58:09	Straylight	40.000	81	Eta Cen	2.3560	28000.	80	27141	No
54	GOM_NL__2PRFIN20070510_040008_000000422058_00033_27141_8552.N1	10-MAY-2007 04:00:08	Twi_and_stray	42.000	54	5The Cen	2.0550	4500.0	84	27141	No
55	GOM_NL__2PRFIN20070510_040418_000000372058_00033_27141_8553.N1	10-MAY-2007 04:04:18	Bright	37.000	169	46Gam Hya	2.9910	4700.0	74	27141	No
56	GOM_NL__2PRFIN20070510_040734_000000372058_00033_27141_8554.N1	10-MAY-2007 04:07:34	Bright	37.000	15	67Alp Vir	0.97600	28000.	74	27141	No
57	GOM_NL__2PRFIN20070510_041355_000000352058_00033_27141_8555.N1	10-MAY-2007 04:13:55	Bright	35.000	138	47Eps Vir	2.8280	4700.0	70	27141	No
58	GOM_NL__2PRFIN20070510_041546_000000362058_00033_27141_8556.N1	10-MAY-2007 04:15:46	Bright	35.500	111	8Eta Boo	2.6800	6000.0	71	27141	No
59	GOM_NL__2PRFIN20070510_042131_000000332058_00033_27141_8557.N1	10-MAY-2007 04:21:31	Bright	33.000	152	12Alp2CVn	2.8900	11000.	66	27141	No
60	GOM_NL__2PRFIN20070510_042435_000000362058_00033_27141_8558.N1	10-MAY-2007 04:24:35	Bright	36.000	39	85Eta UMa	1.8540	24000.	72	27141	No
61	GOM_NL__2PRFIN20070510_042605_000000352058_00033_27141_8559.N1	10-MAY-2007 04:26:05	Bright	35.000	55	79Zet UMa	2.0600	10200.	70	27141	No
62	GOM_NL__2PRFIN20070510_042915_000000362058_00033_27141_8560.N1	10-MAY-2007 04:29:15	Bright	35.500	36	50Alp UMa	1.8000	6300.0	71	27141	No
63	GOM_NL__2PRFIN20070510_043610_000000342058_00033_27141_8561.N1	10-MAY-2007 04:36:10	Bright	33.500	49	1Alp UMi	1.9900	6300.0	67	27141	No
64	GOM_NL__2PRFIN20070510_044419_000000342058_00033_27141_8562.N1	10-MAY-2007 04:44:19	Bright	33.500	76	27Gam Cas	2.3000	30000.	67	27141	No
65	GOM_NL__2PRFIN20070510_044534_000000342058_00033_27141_8563.N1	10-MAY-2007 04:45:34	Bright	33.500	68	18Alp Cas	2.2250	4500.0	67	27141	No
66	GOM_NL__2PRFIN20070510_045744_000000422058_00033_27141_8564.N1	10-MAY-2007 04:57:44	Twilight	41.500	140	88Gam Peg	2.8340	26000.	83	27141	No
67	GOM_NL__2PRFIN20070510_050628_000000442058_00033_27141_8565.N1	10-MAY-2007 05:06:28	Dark	44.000	52	16Bet Cet	2.0370	4500.0	88	27141	No
68	GOM_NL__2PRFIN20070510_051318_000000432058_00033_27141_8566.N1	10-MAY-2007 05:13:18	Dark	43.000	84	Alp Phe	2.3970	4500.0	86	27141	No
69	GOM_NL__2PRFIN20070510_051652_000000472058_00033_27141_8567.N1	10-MAY-2007 05:16:52	Dark	47.000	63	Bet Gru	2.1500	2800.0	94	27141	No
70	GOM_NL__2PRFIN20070510_052019_000000382058_00034_27142_8565.N1	10-MAY-2007 05:20:19	Dark	38.000	148	Alp Tuc	2.8780	4100.0	76	27142	No
71	GOM_NL__2PRFIN20070510_052940_000000412058_00034_27142_8566.N1	10-MAY-2007 05:29:40	Straylight	40.500	43	Alp TrA	1.9100	4250.0	81	27142	No
72	GOM_NL__2PRFIN20070510_053152_000000382058_00034_27142_8567.N1	10-MAY-2007 05:31:52	Straylight	37.500	134	Bet TrA	2.8100	6600.0	75	27142	No
73	GOM_NL__2PRFIN20070510_053343_000000492058_00034_27142_8568.N1	10-MAY-2007 05:33:43	Straylight	48.500	4	Alp1Cen	-0.010000	5800.0	97	27142	No
74	GOM_NL__2PRFIN20070510_053714_000000392058_00034_27142_8569.N1	10-MAY-2007 05:37:14	Straylight	38.500	78	Alp Lup	2.3040	28000.	77	27142	No
75	GOM_NL__2PRFIN20070510_053845_000000382058_00034_27142_8570.N1	10-MAY-2007 05:38:45	Straylight	37.500	81	Eta Cen	2.3560	28000.	75	27142	No
76	GOM_NL__2PRFIN20070510_054044_000000432058_00034_27142_8571.N1	10-MAY-2007 05:40:44	Twi_and_stray	43.000	54	5The Cen	2.0550	4500.0	86	27142	No
77	GOM_NL__2PRFIN20070510_054454_000000372058_00034_27142_8572.N1	10-MAY-2007 05:44:54	Bright	36.500	169	46Gam Hya	2.9910	4700.0	73	27142	No
78	GOM_NL__2PRFIN20070510_054810_000000372058_00034_27142_8573.N1	10-MAY-2007 05:48:10	Bright	37.000	15	67Alp Vir	0.97600	28000.	74	27142	No
79	GOM_NL__2PRFIN20070510_055431_000000352058_00034_27142_8574.N1	10-MAY-2007 05:54:31	Bright	35.000	138	47Eps Vir	2.8280	4700.0	70	27142	No
80	GOM_NL__2PRFIN20070510_055622_000000352058_00034_27142_8575.N1	10-MAY-2007 05:56:22	Bright	35.000	111	8Eta Boo	2.6800	6000.0	70	27142	No
81	GOM_NL__2PRFIN20070510_060207_000000342058_00034_27142_8576.N1	10-MAY-2007 06:02:07	Bright	34.000	152	12Alp2CVn	2.8900	11000.	68	27142	No
82	GOM_NL__2PRFIN20070510_060510_000000372058_00034_27142_8577.N1	10-MAY-2007 06:05:10	Bright	36.500	39	85Eta UMa	1.8540	24000.	73	27142	No
83	GOM_NL__2PRFIN20070510_060641_000000362058_00034_27142_8578.N1	10-MAY-2007 06:06:41	Bright	36.000	55	79Zet UMa	2.0600	10200.	72	27142	No
84	GOM_NL__2PRFIN20070510_060951_000000382058_00034_27142_8579.N1	10-MAY-2007 06:09:51	Bright	37.500	36	50Alp UMa	1.8000	6300.0	75	27142	No
85	GOM_NL__2PRFIN20070510_061646_000000352058_00034_27142_8580.N1	10-MAY-2007 06:16:46	Bright	34.500	49	1Alp UMi	1.9900	6300.0	69	27142	No
86	GOM_NL__2PRFIN20070510_062455_000000352058_00034_27142_8581.N1	10-MAY-2007 06:24:55	Bright	35.000	76	27Gam Cas	2.3000	30000.	70	27142	No
87	GOM_NL__2PRFIN20070510_062610_000000342058_00034_27142_8582.N1	10-MAY-2007 06:26:10	Bright	34.000	68	18Alp Cas	2.2250	4500.0	68	27142	No
88	GOM_NL__2PRFIN20070510_063820_000000412058_00034_27142_8583.N1	10-MAY-2007 06:38:20	Twilight	41.000	140	88Gam Peg	2.8340	26000.	82	27142	No
89	GOM_NL__2PRFIN20070510_064704_000000442058_00034_27142_8584.N1	10-MAY-2007 06:47:04	Dark	44.000	52	16Bet Cet	2.0370	4500.0	88	27142	No
90	GOM_NL__2PRFIN20070510_065354_000000412058_00034_27142_8585.N1	10-MAY-2007 06:53:54	Dark	41.000	84	Alp Phe	2.3970	4500.0	82	27142	No
91	GOM_NL__2PRFIN20070510_065728_000000452058_00034_27142_8586.N1	10-MAY-2007 06:57:28	Dark	45.000	63	Bet Gru	2.1500	2800.0	90	27142	No
92	GOM_NL__2PRFIN20070510_070056_000000382058_00035_27143_8596.N1	10-MAY-2007 07:00:56	Dark	38.000	148	Alp Tuc	2.8780	4100.0	76	27143	No
93	GOM_NL__2PRFIN20070510_071017_000000482058_00035_27143_8597.N1	10-MAY-2007 07:10:17	Straylight	47.500	43	Alp TrA	1.9100	4250.0	95	27143	No
94	GOM_NL__2PRFIN20070510_071228_000000382058_00035_27143_8598.N1	10-MAY-2007 07:12:28	Straylight	38.000	134	Bet TrA	2.8100	6600.0	76	27143	No
95	GOM_NL__2PRFIN20070510_071419_000000402058_00035_27143_8599.N1	10-MAY-2007 07:14:19	Straylight	39.500	4	Alp1Cen	-0.010000	5800.0	79	27143	No
96	GOM_NL__2PRFIN20070510_071751_000000412058_00035_27143_8600.N1	10-MAY-2007 07:17:51	Straylight	40.500	78	Alp Lup	2.3040	28000.	81	27143	No
97	GOM_NL__2PRFIN20070510_071922_000000412058_00035_27143_8601.N1	10-MAY-2007 07:19:22	Straylight	40.500	81	Eta Cen	2.3560	28000.	81	27143	No
98	GOM_NL__2PRFIN20070510_072120_000000422058_00035_27143_8602.N1	10-MAY-2007 07:21:20	Twi_and_stray	41.500	54	5The Cen	2.0550	4500.0	83	27143	No
99	GOM_NL__2PRFIN20070510_072531_000000372058_00035_27143_8603.N1	10-MAY-2007 07:25:31	Bright	36.500	169	46Gam Hya	2.9910	4700.0	73	27143	No
100	GOM_NL__2PRFIN20070510_072846_000000402058_00035_27143_8604.N1	10-MAY-2007 07:28:46	Bright	40.000	15	67Alp Vir	0.97600	28000.	80	27143	No
101	GOM_NL__2PRFIN20070510_073507_000000352058_00035_27143_8605.N1	10-MAY-2007 07:35:07	Bright	34.500	138	47Eps Vir	2.8280	4700.0	69	27143	No

102	GOM_NL__2PRFIN20070510_073658_000000372058_00035_27143_8606.N1	10-MAY-2007 07:36:58	Bright	36.500	111	8Eta Boo	2.6800	6000.0	73	27143	No
103	GOM_NL__2PRFIN20070510_074243_000000342058_00035_27143_8607.N1	10-MAY-2007 07:42:43	Bright	34.000	152	12Alp2CVn	2.8900	11000.	68	27143	No
104	GOM_NL__2PRFIN20070510_074546_000000362058_00035_27143_8608.N1	10-MAY-2007 07:45:46	Bright	35.500	39	85Eta UMa	1.8540	24000.	71	27143	No
105	GOM_NL__2PRFIN20070510_074717_000000332058_00035_27143_8609.N1	10-MAY-2007 07:47:17	Bright	33.000	55	79Zet UMa	2.0600	10200.	66	27143	No
106	GOM_NL__2PRFIN20070510_075027_000000372058_00035_27143_8610.N1	10-MAY-2007 07:50:27	Bright	37.000	36	50Alp UMa	1.8000	6300.0	74	27143	No
107	GOM_NL__2PRFIN20070510_075722_000000342058_00035_27143_8611.N1	10-MAY-2007 07:57:22	Bright	34.000	49	1Alp UMi	1.9900	6300.0	68	27143	No
108	GOM_NL__2PRFIN20070510_080531_000000352058_00035_27143_8612.N1	10-MAY-2007 08:05:31	Bright	34.500	76	27Gam Cas	2.3000	30000.	69	27143	No
109	GOM_NL__2PRFIN20070510_080646_000000332058_00035_27143_8613.N1	10-MAY-2007 08:06:46	Bright	33.000	68	18Alp Cas	2.2250	4500.0	66	27143	No
110	GOM_NL__2PRFIN20070510_081857_000000392058_00035_27143_8614.N1	10-MAY-2007 08:18:57	Twilight	39.000	140	88Gam Peg	2.8340	26000.	78	27143	No
111	GOM_NL__2PRFIN20070510_082741_000000442058_00035_27143_8615.N1	10-MAY-2007 08:27:41	Dark	43.500	52	16Bet Cet	2.0370	4500.0	87	27143	No
112	GOM_NL__2PRFIN20070510_083430_000000412058_00035_27143_8616.N1	10-MAY-2007 08:34:30	Dark	40.500	84	Alp Phe	2.3970	4500.0	81	27143	No
113	GOM_NL__2PRFIN20070510_083805_000000552058_00035_27143_8617.N1	10-MAY-2007 08:38:05	Dark	54.500	63	Bet Gru	2.1500	2800.0	109	27143	No
114	GOM_NL__2PRFIN20070510_084132_000000392058_00036_27144_8617.N1	10-MAY-2007 08:41:32	Dark	39.000	148	Alp Tuc	2.8780	4100.0	78	27144	No
115	GOM_NL__2PRFIN20070510_085053_000000372058_00036_27144_8618.N1	10-MAY-2007 08:50:53	Straylight	37.000	43	Alp TrA	1.9100	4250.0	74	27144	No
116	GOM_NL__2PRFIN20070510_085305_000000382058_00036_27144_8619.N1	10-MAY-2007 08:53:05	Straylight	37.500	134	Bet TrA	2.8100	6600.0	75	27144	No
117	GOM_NL__2PRFIN20070510_085456_000000442058_00036_27144_8620.N1	10-MAY-2007 08:54:56	Straylight	44.000	4	Alp1Cen	-0.010000	5800.0	88	27144	No
118	GOM_NL__2PRFIN20070510_085827_000000382058_00036_27144_8621.N1	10-MAY-2007 08:58:27	Straylight	38.000	78	Alp Lup	2.3040	28000.	76	27144	No
119	GOM_NL__2PRFIN20070510_085958_000000392058_00036_27144_8622.N1	10-MAY-2007 08:59:58	Straylight	39.000	81	Eta Cen	2.3560	28000.	78	27144	No
120	GOM_NL__2PRFIN20070510_090156_000000412058_00036_27144_8623.N1	10-MAY-2007 09:01:56	Tw_and_stray	40.500	54	5The Cen	2.0550	4500.0	81	27144	No
121	GOM_NL__2PRFIN20070510_090607_000000362058_00036_27144_8624.N1	10-MAY-2007 09:06:07	Bright	36.000	169	46Gam Hya	2.9910	4700.0	72	27144	No
122	GOM_NL__2PRFIN20070510_090922_000000432058_00036_27144_8625.N1	10-MAY-2007 09:09:22	Bright	42.500	15	67Alp Vir	0.97600	28000.	85	27144	No
123	GOM_NL__2PRFIN20070510_091543_000000352058_00036_27144_8626.N1	10-MAY-2007 09:15:43	Bright	34.500	138	47Eps Vir	2.8280	4700.0	69	27144	No
124	GOM_NL__2PRFIN20070510_091733_000000362058_00036_27144_8627.N1	10-MAY-2007 09:17:33	Bright	35.500	111	8Eta Boo	2.6800	6000.0	71	27144	No
125	GOM_NL__2PRFIN20070510_092319_000000342058_00036_27144_8628.N1	10-MAY-2007 09:23:19	Bright	34.000	152	12Alp2CVn	2.8900	11000.	68	27144	No
126	GOM_NL__2PRFIN20070510_092622_000000372058_00036_27144_8629.N1	10-MAY-2007 09:26:22	Bright	36.500	39	85Eta UMa	1.8540	24000.	73	27144	No
127	GOM_NL__2PRFIN20070510_092753_000000362058_00036_27144_8630.N1	10-MAY-2007 09:27:53	Bright	35.500	55	79Zet UMa	2.0600	10200.	71	27144	No
128	GOM_NL__2PRFIN20070510_093103_000000342058_00036_27144_8631.N1	10-MAY-2007 09:31:03	Bright	34.000	36	50Alp UMa	1.8000	6300.0	68	27144	No
129	GOM_NL__2PRFIN20070510_093758_000000352058_00036_27144_8632.N1	10-MAY-2007 09:37:58	Bright	34.500	49	1Alp UMi	1.9900	6300.0	69	27144	No
130	GOM_NL__2PRFIN20070510_094607_000000332058_00036_27144_8633.N1	10-MAY-2007 09:46:07	Bright	33.000	76	27Gam Cas	2.3000	30000.	66	27144	No
131	GOM_NL__2PRFIN20070510_094722_000000332058_00036_27144_8634.N1	10-MAY-2007 09:47:22	Bright	33.000	68	18Alp Cas	2.2250	4500.0	66	27144	No
132	GOM_NL__2PRFIN20070510_095933_000000412058_00036_27144_8635.N1	10-MAY-2007 09:59:33	Twilight	40.500	140	88Gam Peg	2.8340	26000.	81	27144	No
133	GOM_NL__2PRFIN20070510_100817_000000422058_00036_27144_8636.N1	10-MAY-2007 10:08:17	Dark	42.000	52	16Bet Cet	2.0370	4500.0	84	27144	No
134	GOM_NL__2PRFIN20070510_101506_000000372058_00036_27144_8637.N1	10-MAY-2007 10:15:06	Dark	36.500	84	Alp Phe	2.3970	4500.0	73	27144	No
135	GOM_NL__2PRFIN20070510_101841_000000482058_00036_27144_8638.N1	10-MAY-2007 10:18:41	Dark	47.500	63	Bet Gru	2.1500	2800.0	95	27144	No
136	GOM_NL__2PRFIN20070510_102208_000000392058_00037_27145_8631.N1	10-MAY-2007 10:22:08	Dark	39.000	148	Alp Tuc	2.8780	4100.0	78	27145	No
137	GOM_NL__2PRFIN20070510_103129_000000482058_00037_27145_8632.N1	10-MAY-2007 10:31:29	Straylight	48.000	43	Alp TrA	1.9100	4250.0	96	27145	No
138	GOM_NL__2PRFIN20070510_103341_000000402058_00037_27145_8633.N1	10-MAY-2007 10:33:41	Straylight	39.500	134	Bet TrA	2.8100	6600.0	79	27145	No
139	GOM_NL__2PRFIN20070510_103532_000000392058_00037_27145_8634.N1	10-MAY-2007 10:35:32	Straylight	38.500	4	Alp1Cen	-0.010000	5800.0	77	27145	No
140	GOM_NL__2PRFIN20070510_103903_000000372058_00037_27145_8635.N1	10-MAY-2007 10:39:03	Straylight	36.500	78	Alp Lup	2.3040	28000.	73	27145	No
141	GOM_NL__2PRFIN20070510_104034_000000402058_00037_27145_8636.N1	10-MAY-2007 10:40:34	Straylight	40.000	81	Eta Cen	2.3560	28000.	80	27145	No
142	GOM_NL__2PRFIN20070510_104233_000000432058_00037_27145_8637.N1	10-MAY-2007 10:42:33	Tw_and_stray	42.500	54	5The Cen	2.0550	4500.0	85	27145	No
143	GOM_NL__2PRFIN20070510_104643_000000382058_00037_27145_8638.N1	10-MAY-2007 10:46:43	Bright	37.500	169	46Gam Hya	2.9910	4700.0	75	27145	No
144	GOM_NL__2PRFIN20070510_104958_000000372058_00037_27145_8639.N1	10-MAY-2007 10:49:58	Bright	36.500	15	67Alp Vir	0.97600	28000.	73	27145	No
145	GOM_NL__2PRFIN20070510_105619_000000352058_00037_27145_8640.N1	10-MAY-2007 10:56:19	Bright	34.500	138	47Eps Vir	2.8280	4700.0	69	27145	No
146	GOM_NL__2PRFIN20070510_105809_000000362058_00037_27145_8641.N1	10-MAY-2007 10:58:09	Bright	35.500	111	8Eta Boo	2.6800	6000.0	71	27145	No
147	GOM_NL__2PRFIN20070510_110355_000000352058_00037_27145_8642.N1	10-MAY-2007 11:03:55	Bright	34.500	152	12Alp2CVn	2.8900	11000.	69	27145	No
148	GOM_NL__2PRFIN20070510_110658_000000372058_00037_27145_8643.N1	10-MAY-2007 11:06:58	Bright	37.000	39	85Eta UMa	1.8540	24000.	74	27145	No
149	GOM_NL__2PRFIN20070510_110828_000000372058_00037_27145_8644.N1	10-MAY-2007 11:08:28	Bright	37.000	55	79Zet UMa	2.0600	10200.	74	27145	No
150	GOM_NL__2PRFIN20070510_111140_000000372058_00037_27145_8645.N1	10-MAY-2007 11:11:40	Bright	36.500	36	50Alp UMa	1.8000	6300.0	73	27145	No
151	GOM_NL__2PRFIN20070510_111833_000000352058_00037_27145_8646.N1	10-MAY-2007 11:18:33	Bright	34.500	49	1Alp UMi	1.9900	6300.0	69	27145	No
152	GOM_NL__2PRFIN20070510_112643_000000422058_00037_27145_8647.N1	10-MAY-2007 11:26:43	Bright	41.500	76	27Gam Cas	2.3000	30000.	83	27145	No
153	GOM_NL__2PRFIN20070510_112758_000000352058_00037_27145_8648.N1	10-MAY-2007 11:27:58	Bright	35.000	68	18Alp Cas	2.2250	4500.0	70	27145	No
154	GOM_NL__2PRFIN20070510_114009_000000402058_00037_27145_8649.N1	10-MAY-2007 11:40:09	Twilight	40.000	140	88Gam Peg	2.8340	26000.	80	27145	No
155	GOM_NL__2PRFIN20070510_114853_000000422058_00037_27145_8650.N1	10-MAY-2007 11:48:53	Dark	42.000	52	16Bet Cet	2.0370	4500.0	84	27145	No
156	GOM_NL__2PRFIN20070510_115542_000000392058_00037_27145_8651.N1	10-MAY-2007 11:55:42	Dark	39.000	84	Alp Phe	2.3970	4500.0	78	27145	No
157	GOM_NL__2PRFIN20070510_115918_000000562058_00037_27145_8652.N1	10-MAY-2007 11:59:18	Dark	55.500	63	Bet Gru	2.1500	2800.0	111	27145	No
158	GOM_NL__2PRFIN20070510_120245_000000392058_00038_27146_8671.N1	10-MAY-2007 12:02:45	Dark	39.000	148	Alp Tuc	2.8780	4100.0	78	27146	No
159	GOM_NL__2PRFIN20070510_121205_000000412058_00038_27146_8672.N1	10-MAY-2007 12:12:05	Straylight	41.000	43	Alp TrA	1.9100	4250.0	82	27146	No
160	GOM_NL__2PRFIN20070510_121417_000000372058_00038_27146_8673.N1	10-MAY-2007 12:14:17	Straylight	37.000	134	Bet TrA	2.8100	6600.0	74	27146	No

161	GOM_NL__2PRFIN20070510_121608_000000422058_00038_27146_8674.N1	10-MAY-2007 12:16:08	Straylight	42.000	4	Alp1Cen	-0.010000	5800.0	84	27146	No
162	GOM_NL__2PRFIN20070510_121939_000000392058_00038_27146_8675.N1	10-MAY-2007 12:19:39	Straylight	39.000	78	Alp Lup	2.3040	28000.	78	27146	No
163	GOM_NL__2PRFIN20070510_122110_000000392058_00038_27146_8676.N1	10-MAY-2007 12:21:10	Straylight	39.000	81	Eta Cen	2.3560	28000.	78	27146	No
164	GOM_NL__2PRFIN20070510_122309_000000412058_00038_27146_8677.N1	10-MAY-2007 12:23:09	Tw_i_and_stray	41.000	54	5The Cen	2.0550	4500.0	82	27146	No
165	GOM_NL__2PRFIN20070510_122719_000000372058_00038_27146_8678.N1	10-MAY-2007 12:27:19	Bright	37.000	169	46Gam Hya	2.9910	4700.0	74	27146	No
166	GOM_NL__2PRFIN20070510_123034_000000362058_00038_27146_8679.N1	10-MAY-2007 12:30:34	Bright	36.000	15	67Alp Vir	0.97600	28000.	72	27146	No
167	GOM_NL__2PRFIN20070510_123655_000000362058_00038_27146_8680.N1	10-MAY-2007 12:36:55	Bright	35.500	138	47Eps Vir	2.8280	4700.0	71	27146	No
168	GOM_NL__2PRFIN20070510_123845_000000352058_00038_27146_8681.N1	10-MAY-2007 12:38:45	Bright	34.500	111	8Eta Boo	2.6800	6000.0	69	27146	No
169	GOM_NL__2PRFIN20070510_124431_000000352058_00038_27146_8682.N1	10-MAY-2007 12:44:31	Bright	35.000	152	12Alp2CVn	2.8900	11000.	70	27146	No
170	GOM_NL__2PRFIN20070510_124734_000000382058_00038_27146_8683.N1	10-MAY-2007 12:47:34	Bright	37.500	39	85Eta UMa	1.8540	24000.	75	27146	No
171	GOM_NL__2PRFIN20070510_124904_000000362058_00038_27146_8684.N1	10-MAY-2007 12:49:04	Bright	36.000	55	79Zet UMa	2.0600	10200.	72	27146	No
172	GOM_NL__2PRFIN20070510_125216_000000362058_00038_27146_8685.N1	10-MAY-2007 12:52:16	Bright	35.500	36	50Alp UMa	1.8000	6300.0	71	27146	No
173	GOM_NL__2PRFIN20070510_125909_000000332058_00038_27146_8686.N1	10-MAY-2007 12:59:09	Bright	33.000	49	1Alp UMi	1.9900	6300.0	66	27146	No
174	GOM_NL__2PRFIN20070510_130719_000000442058_00038_27146_8687.N1	10-MAY-2007 13:07:19	Bright	43.500	76	27Gam Cas	2.3000	30000.	87	27146	No
175	GOM_NL__2PRFIN20070510_130834_000000352058_00038_27146_8688.N1	10-MAY-2007 13:08:34	Bright	35.000	68	18Alp Cas	2.2250	4500.0	70	27146	No
176	GOM_NL__2PRFIN20070510_132045_000000422058_00038_27146_8689.N1	10-MAY-2007 13:20:45	Twilight	41.500	140	88Gam Peg	2.8340	26000.	83	27146	No
177	GOM_NL__2PRFIN20070510_132929_000000412058_00038_27146_8690.N1	10-MAY-2007 13:29:29	Dark	41.000	52	16Bet Cet	2.0370	4500.0	82	27146	No
178	GOM_NL__2PRFIN20070510_133618_000000382058_00038_27146_8691.N1	10-MAY-2007 13:36:18	Dark	38.000	84	Alp Phe	2.3970	4500.0	76	27146	No
179	GOM_NL__2PRFIN20070510_133954_000000562058_00038_27146_8692.N1	10-MAY-2007 13:39:54	Dark	56.000	63	Bet Gru	2.1500	2800.0	112	27146	No
180	GOM_NL__2PRFIN20070510_134321_000000462058_00039_27147_8702.N1	10-MAY-2007 13:43:21	Dark	45.500	148	Alp Tuc	2.8780	4100.0	91	27147	No
181	GOM_NL__2PRFIN20070510_135242_000000392058_00039_27147_8703.N1	10-MAY-2007 13:52:42	Straylight	38.500	43	Alp TrA	1.9100	4250.0	77	27147	No
182	GOM_NL__2PRFIN20070510_135453_000000372058_00039_27147_8704.N1	10-MAY-2007 13:54:53	Straylight	37.000	134	Bet TrA	2.8100	6600.0	74	27147	No
183	GOM_NL__2PRFIN20070510_135644_000000492058_00039_27147_8705.N1	10-MAY-2007 13:56:44	Straylight	48.500	4	Alp1Cen	-0.010000	5800.0	97	27147	No
184	GOM_NL__2PRFIN20070510_140015_000000372058_00039_27147_8706.N1	10-MAY-2007 14:00:15	Straylight	36.500	78	Alp Lup	2.3040	28000.	73	27147	No
185	GOM_NL__2PRFIN20070510_140146_000000362058_00039_27147_8707.N1	10-MAY-2007 14:01:46	Straylight	35.500	81	Eta Cen	2.3560	28000.	71	27147	No
186	GOM_NL__2PRFIN20070510_140345_000000432058_00039_27147_8708.N1	10-MAY-2007 14:03:45	Tw_i_and_stray	43.000	54	5The Cen	2.0550	4500.0	86	27147	No
187	GOM_NL__2PRFIN20070510_140755_000000382058_00039_27147_8709.N1	10-MAY-2007 14:07:55	Bright	38.000	169	46Gam Hya	2.9910	4700.0	76	27147	No
188	GOM_NL__2PRFIN20070510_141110_000000372058_00039_27147_8710.N1	10-MAY-2007 14:11:10	Bright	37.000	15	67Alp Vir	0.97600	28000.	74	27147	No
189	GOM_NL__2PRFIN20070510_141731_000000342058_00039_27147_8711.N1	10-MAY-2007 14:17:31	Bright	34.000	138	47Eps Vir	2.8280	4700.0	68	27147	No
190	GOM_NL__2PRFIN20070510_141921_000000362058_00039_27147_8712.N1	10-MAY-2007 14:19:21	Bright	35.500	111	8Eta Boo	2.6800	6000.0	71	27147	No
191	GOM_NL__2PRFIN20070510_142507_000000352058_00039_27147_8713.N1	10-MAY-2007 14:25:07	Bright	34.500	152	12Alp2CVn	2.8900	11000.	69	27147	No
192	GOM_NL__2PRFIN20070510_142810_000000352058_00039_27147_8714.N1	10-MAY-2007 14:28:10	Bright	35.000	39	85Eta UMa	1.8540	24000.	70	27147	No
193	GOM_NL__2PRFIN20070510_142940_000000342058_00039_27147_8715.N1	10-MAY-2007 14:29:40	Bright	33.500	55	79Zet UMa	2.0600	10200.	67	27147	No
194	GOM_NL__2PRFIN20070510_143252_000000362058_00039_27147_8716.N1	10-MAY-2007 14:32:52	Bright	35.500	36	50Alp UMa	1.8000	6300.0	71	27147	No
195	GOM_NL__2PRFIN20070510_143945_000000332058_00039_27147_8717.N1	10-MAY-2007 14:39:45	Bright	32.500	49	1Alp UMi	1.9900	6300.0	65	27147	No
196	GOM_NL__2PRFIN20070510_144755_000000332058_00039_27147_8718.N1	10-MAY-2007 14:47:55	Bright	32.500	76	27Gam Cas	2.3000	30000.	65	27147	No
197	GOM_NL__2PRFIN20070510_144909_000000342058_00039_27147_8719.N1	10-MAY-2007 14:49:09	Bright	33.500	68	18Alp Cas	2.2250	4500.0	67	27147	No
198	GOM_NL__2PRFIN20070510_150121_000000402058_00039_27147_8720.N1	10-MAY-2007 15:01:21	Twilight	40.000	140	88Gam Peg	2.8340	26000.	80	27147	No
199	GOM_NL__2PRFIN20070510_151005_000000442058_00039_27147_8721.N1	10-MAY-2007 15:10:05	Dark	44.000	52	16Bet Cet	2.0370	4500.0	88	27147	No
200	GOM_NL__2PRFIN20070510_151655_000000432058_00039_27147_8722.N1	10-MAY-2007 15:16:55	Dark	43.000	84	Alp Phe	2.3970	4500.0	86	27147	No
201	GOM_NL__2PRFIN20070510_152031_000000472058_00039_27147_8723.N1	10-MAY-2007 15:20:31	Dark	46.500	63	Bet Gru	2.1500	2800.0	93	27147	No
202	GOM_NL__2PRFIN20070510_152357_000000392058_00040_27148_8734.N1	10-MAY-2007 15:23:57	Dark	38.500	148	Alp Tuc	2.8780	4100.0	77	27148	No
203	GOM_NL__2PRFIN20070510_153318_000000402058_00040_27148_8735.N1	10-MAY-2007 15:33:18	Straylight	40.000	43	Alp TrA	1.9100	4250.0	80	27148	No
204	GOM_NL__2PRFIN20070510_153530_000000372058_00040_27148_8736.N1	10-MAY-2007 15:35:30	Straylight	37.000	134	Bet TrA	2.8100	6600.0	74	27148	No
205	GOM_NL__2PRFIN20070510_153720_000000472058_00040_27148_8737.N1	10-MAY-2007 15:37:20	Straylight	46.500	4	Alp1Cen	-0.010000	5800.0	93	27148	No
206	GOM_NL__2PRFIN20070510_154051_000000372058_00040_27148_8738.N1	10-MAY-2007 15:40:51	Straylight	36.500	78	Alp Lup	2.3040	28000.	73	27148	No
207	GOM_NL__2PRFIN20070510_154222_000000392058_00040_27148_8739.N1	10-MAY-2007 15:42:22	Straylight	38.500	81	Eta Cen	2.3560	28000.	77	27148	No
208	GOM_NL__2PRFIN20070510_154421_000000412058_00040_27148_8740.N1	10-MAY-2007 15:44:21	Tw_i_and_stray	41.000	54	5The Cen	2.0550	4500.0	82	27148	No
209	GOM_NL__2PRFIN20070510_154831_000000362058_00040_27148_8741.N1	10-MAY-2007 15:48:31	Bright	36.000	169	46Gam Hya	2.9910	4700.0	72	27148	No
210	GOM_NL__2PRFIN20070510_155147_000000372058_00040_27148_8742.N1	10-MAY-2007 15:51:47	Bright	36.500	15	67Alp Vir	0.97600	28000.	73	27148	No
211	GOM_NL__2PRFIN20070510_155807_000000352058_00040_27148_8743.N1	10-MAY-2007 15:58:07	Bright	34.500	138	47Eps Vir	2.8280	4700.0	69	27148	No
212	GOM_NL__2PRFIN20070510_155957_000000352058_00040_27148_8744.N1	10-MAY-2007 15:59:57	Bright	35.000	111	8Eta Boo	2.6800	6000.0	70	27148	No
213	GOM_NL__2PRFIN20070510_160543_000000362058_00040_27148_8745.N1	10-MAY-2007 16:05:43	Bright	35.500	152	12Alp2CVn	2.8900	11000.	71	27148	No
214	GOM_NL__2PRFIN20070510_160845_000000362058_00040_27148_8746.N1	10-MAY-2007 16:08:45	Bright	35.500	39	85Eta UMa	1.8540	24000.	71	27148	No
215	GOM_NL__2PRFIN20070510_161016_000000352058_00040_27148_8747.N1	10-MAY-2007 16:10:16	Bright	34.500	55	79Zet UMa	2.0600	10200.	69	27148	No
216	GOM_NL__2PRFIN20070510_161328_000000372058_00040_27148_8748.N1	10-MAY-2007 16:13:28	Bright	37.000	36	50Alp UMa	1.8000	6300.0	74	27148	No
217	GOM_NL__2PRFIN20070510_162021_000000362058_00040_27148_8749.N1	10-MAY-2007 16:20:21	Bright	36.000	49	1Alp UMi	1.9900	6300.0	72	27148	No
218	GOM_NL__2PRFIN20070510_162831_000000332058_00040_27148_8750.N1	10-MAY-2007 16:28:31	Bright	33.000	76	27Gam Cas	2.3000	30000.	66	27148	No
219	GOM_NL__2PRFIN20070510_162946_000000362058_00040_27148_8751.N1	10-MAY-2007 16:29:46	Bright	36.000	68	18Alp Cas	2.2250	4500.0	72	27148	No

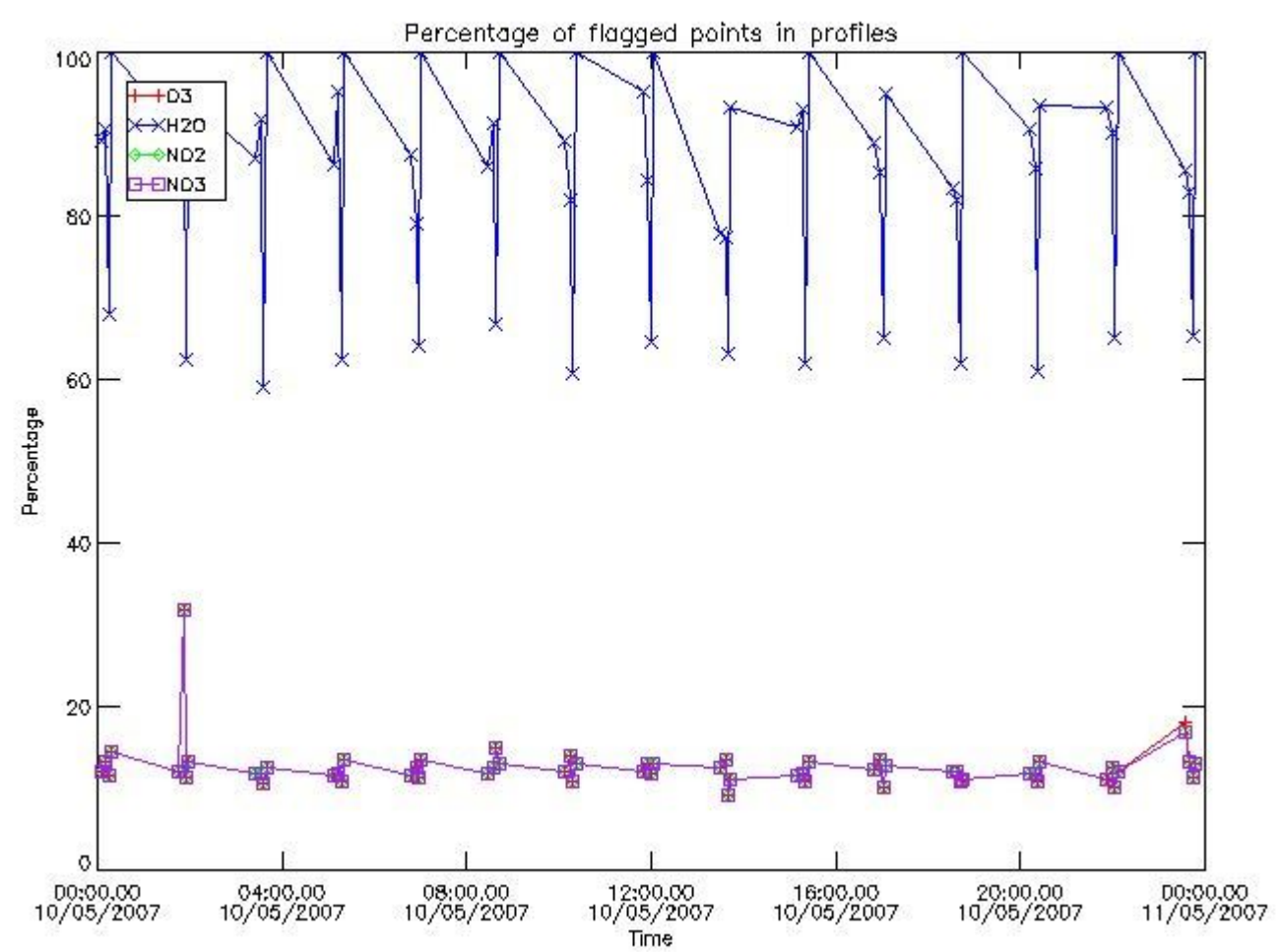
220	GOM_NL__2PRFIN20070510_164158_000000402058_00040_27148_8752.N1	10-MAY-2007 16:41:58	Twilight	40.000	140	88Gam Peg	2.8340	26000.	80	27148	No
221	GOM_NL__2PRFIN20070510_165041_000000422058_00040_27148_8753.N1	10-MAY-2007 16:50:41	Dark	41.500	52	16Bet Cet	2.0370	4500.0	83	27148	No
222	GOM_NL__2PRFIN20070510_165731_000000422058_00040_27148_8754.N1	10-MAY-2007 16:57:31	Dark	41.500	84	Alp Phe	2.3970	4500.0	83	27148	No
223	GOM_NL__2PRFIN20070510_170107_000000552058_00040_27148_8755.N1	10-MAY-2007 17:01:07	Dark	55.000	63	Bet Gru	2.1500	2800.0	110	27148	No
224	GOM_NL__2PRFIN20070510_170434_000000402058_00041_27149_8767.N1	10-MAY-2007 17:04:34	Dark	40.000	148	Alp Tuc	2.8780	4100.0	80	27149	No
225	GOM_NL__2PRFIN20070510_171354_000000412058_00041_27149_8768.N1	10-MAY-2007 17:13:54	Straylight	41.000	43	Alp TrA	1.9100	4250.0	82	27149	No
226	GOM_NL__2PRFIN20070510_171606_000000402058_00041_27149_8769.N1	10-MAY-2007 17:16:06	Straylight	39.500	134	Bet TrA	2.8100	6600.0	79	27149	No
227	GOM_NL__2PRFIN20070510_171756_000000452058_00041_27149_8770.N1	10-MAY-2007 17:17:56	Straylight	45.000	4	Alp1Cen	-0.010000	5800.0	90	27149	No
228	GOM_NL__2PRFIN20070510_172127_000000382058_00041_27149_8771.N1	10-MAY-2007 17:21:27	Straylight	38.000	78	Alp Lup	2.3040	28000.	76	27149	No
229	GOM_NL__2PRFIN20070510_172259_000000382058_00041_27149_8772.N1	10-MAY-2007 17:22:59	Straylight	38.000	81	Eta Cen	2.3560	28000.	76	27149	No
230	GOM_NL__2PRFIN20070510_172457_000000422058_00041_27149_8773.N1	10-MAY-2007 17:24:57	Twilight	41.500	54	5The Cen	2.0550	4500.0	83	27149	No
231	GOM_NL__2PRFIN20070510_172907_000000392058_00041_27149_8774.N1	10-MAY-2007 17:29:07	Bright	38.500	169	46Gam Hya	2.9910	4700.0	77	27149	No
232	GOM_NL__2PRFIN20070510_173223_000000382058_00041_27149_8775.N1	10-MAY-2007 17:32:23	Bright	37.500	15	67Alp Vir	0.97600	28000.	75	27149	No
233	GOM_NL__2PRFIN20070510_173844_000000362058_00041_27149_8776.N1	10-MAY-2007 17:38:44	Bright	35.500	138	47Eps Vir	2.8280	4700.0	71	27149	No
234	GOM_NL__2PRFIN20070510_174033_000000532058_00041_27149_8777.N1	10-MAY-2007 17:40:33	Bright	53.000	111	8Eta Boo	2.6800	6000.0	106	27149	No
235	GOM_NL__2PRFIN20070510_174619_000000342058_00041_27149_8778.N1	10-MAY-2007 17:46:19	Bright	33.500	152	12Alp2CVn	2.8900	11000.	67	27149	No
236	GOM_NL__2PRFIN20070510_174921_000000382058_00041_27149_8779.N1	10-MAY-2007 17:49:21	Bright	37.500	39	85Eta UMa	1.8540	24000.	75	27149	No
237	GOM_NL__2PRFIN20070510_175052_000000362058_00041_27149_8780.N1	10-MAY-2007 17:50:52	Bright	36.000	55	79Zet UMa	2.0600	10200.	72	27149	No
238	GOM_NL__2PRFIN20070510_175405_000000382058_00041_27149_8781.N1	10-MAY-2007 17:54:05	Bright	37.500	36	50Alp UMa	1.8000	6300.0	75	27149	No
239	GOM_NL__2PRFIN20070510_180057_000000352058_00041_27149_8782.N1	10-MAY-2007 18:00:57	Bright	35.000	49	1Alp UMi	1.9900	6300.0	70	27149	No
240	GOM_NL__2PRFIN20070510_180907_000000342058_00041_27149_8783.N1	10-MAY-2007 18:09:07	Bright	33.500	76	27Gam Cas	2.3000	30000.	67	27149	No
241	GOM_NL__2PRFIN20070510_181022_000000352058_00041_27149_8784.N1	10-MAY-2007 18:10:22	Bright	35.000	68	18Alp Cas	2.2250	4500.0	70	27149	No
242	GOM_NL__2PRFIN20070510_182234_000000412058_00041_27149_8785.N1	10-MAY-2007 18:22:34	Twilight	40.500	140	88Gam Peg	2.8340	26000.	81	27149	No
243	GOM_NL__2PRFIN20070510_183118_000000432058_00041_27149_8786.N1	10-MAY-2007 18:31:18	Dark	42.500	52	16Bet Cet	2.0370	4500.0	85	27149	No
244	GOM_NL__2PRFIN20070510_183807_000000422058_00041_27149_8787.N1	10-MAY-2007 18:38:07	Dark	42.000	84	Alp Phe	2.3970	4500.0	84	27149	No
245	GOM_NL__2PRFIN20070510_184144_000000472058_00041_27149_8788.N1	10-MAY-2007 18:41:44	Dark	46.500	63	Bet Gru	2.1500	2800.0	93	27149	No
246	GOM_NL__2PRFIN20070510_184510_000000462058_00042_27150_8796.N1	10-MAY-2007 18:45:10	Dark	46.000	148	Alp Tuc	2.8780	4100.0	92	27150	No
247	GOM_NL__2PRFIN20070510_185431_000000452058_00042_27150_8797.N1	10-MAY-2007 18:54:31	Straylight	44.500	43	Alp TrA	1.9100	4250.0	89	27150	No
248	GOM_NL__2PRFIN20070510_185642_000000392058_00042_27150_8798.N1	10-MAY-2007 18:56:42	Straylight	38.500	134	Bet TrA	2.8100	6600.0	77	27150	No
249	GOM_NL__2PRFIN20070510_185832_000000432058_00042_27150_8799.N1	10-MAY-2007 18:58:32	Straylight	43.000	4	Alp1Cen	-0.010000	5800.0	86	27150	No
250	GOM_NL__2PRFIN20070510_190204_000000392058_00042_27150_8800.N1	10-MAY-2007 19:02:04	Straylight	38.500	78	Alp Lup	2.3040	28000.	77	27150	No
251	GOM_NL__2PRFIN20070510_190335_000000372058_00042_27150_8801.N1	10-MAY-2007 19:03:35	Straylight	36.500	81	Eta Cen	2.3560	28000.	73	27150	No
252	GOM_NL__2PRFIN20070510_190533_000000452058_00042_27150_8802.N1	10-MAY-2007 19:05:33	Twilight	44.500	54	5The Cen	2.0550	4500.0	89	27150	No
253	GOM_NL__2PRFIN20070510_190943_000000382058_00042_27150_8803.N1	10-MAY-2007 19:09:43	Bright	38.000	169	46Gam Hya	2.9910	4700.0	76	27150	No
254	GOM_NL__2PRFIN20070510_191259_000000522058_00042_27150_8804.N1	10-MAY-2007 19:12:59	Bright	52.000	15	67Alp Vir	0.97600	28000.	104	27150	No
255	GOM_NL__2PRFIN20070510_191920_000000352058_00042_27150_8805.N1	10-MAY-2007 19:19:20	Bright	34.500	138	47Eps Vir	2.8280	4700.0	69	27150	No
256	GOM_NL__2PRFIN20070510_192109_000000352058_00042_27150_8806.N1	10-MAY-2007 19:21:09	Bright	34.500	111	8Eta Boo	2.6800	6000.0	69	27150	No
257	GOM_NL__2PRFIN20070510_192655_000000352058_00042_27150_8807.N1	10-MAY-2007 19:26:55	Bright	35.000	152	12Alp2CVn	2.8900	11000.	70	27150	No
258	GOM_NL__2PRFIN20070510_192957_000000372058_00042_27150_8808.N1	10-MAY-2007 19:29:57	Bright	37.000	39	85Eta UMa	1.8540	24000.	74	27150	No
259	GOM_NL__2PRFIN20070510_193128_000000362058_00042_27150_8809.N1	10-MAY-2007 19:31:28	Bright	35.500	55	79Zet UMa	2.0600	10200.	71	27150	No
260	GOM_NL__2PRFIN20070510_193441_000000382058_00042_27150_8810.N1	10-MAY-2007 19:34:41	Bright	37.500	36	50Alp UMa	1.8000	6300.0	75	27150	No
261	GOM_NL__2PRFIN20070510_194133_000000372058_00042_27150_8811.N1	10-MAY-2007 19:41:33	Bright	37.000	49	1Alp UMi	1.9900	6300.0	74	27150	No
262	GOM_NL__2PRFIN20070510_194943_000000332058_00042_27150_8812.N1	10-MAY-2007 19:49:43	Bright	33.000	76	27Gam Cas	2.3000	30000.	66	27150	No
263	GOM_NL__2PRFIN20070510_195058_000000342058_00042_27150_8813.N1	10-MAY-2007 19:50:58	Bright	34.000	68	18Alp Cas	2.2250	4500.0	68	27150	No
264	GOM_NL__2PRFIN20070510_200310_000000402058_00042_27150_8814.N1	10-MAY-2007 20:03:10	Twilight	39.500	140	88Gam Peg	2.8340	26000.	79	27150	No
265	GOM_NL__2PRFIN20070510_201154_000000442058_00042_27150_8815.N1	10-MAY-2007 20:11:54	Dark	43.500	52	16Bet Cet	2.0370	4500.0	87	27150	No
266	GOM_NL__2PRFIN20070510_201843_000000432058_00042_27150_8816.N1	10-MAY-2007 20:18:43	Dark	43.000	84	Alp Phe	2.3970	4500.0	86	27150	No
267	GOM_NL__2PRFIN20070510_202220_000000472058_00042_27150_8817.N1	10-MAY-2007 20:22:20	Dark	46.500	63	Bet Gru	2.1500	2800.0	93	27150	No
268	GOM_NL__2PRFIN20070510_202547_000000392058_00043_27151_8817.N1	10-MAY-2007 20:25:47	Dark	38.500	148	Alp Tuc	2.8780	4100.0	77	27151	No
269	GOM_NL__2PRFIN20070510_203507_000000412058_00043_27151_8818.N1	10-MAY-2007 20:35:07	Straylight	40.500	43	Alp TrA	1.9100	4250.0	81	27151	No
270	GOM_NL__2PRFIN20070510_203718_000000382058_00043_27151_8819.N1	10-MAY-2007 20:37:18	Straylight	37.500	134	Bet TrA	2.8100	6600.0	75	27151	No
271	GOM_NL__2PRFIN20070510_203908_000000442058_00043_27151_8820.N1	10-MAY-2007 20:39:08	Straylight	44.000	4	Alp1Cen	-0.010000	5800.0	88	27151	No
272	GOM_NL__2PRFIN20070510_204240_000000372058_00043_27151_8821.N1	10-MAY-2007 20:42:40	Straylight	37.000	78	Alp Lup	2.3040	28000.	74	27151	No
273	GOM_NL__2PRFIN20070510_204411_000000382058_00043_27151_8822.N1	10-MAY-2007 20:44:11	Straylight	37.500	81	Eta Cen	2.3560	28000.	75	27151	No
274	GOM_NL__2PRFIN20070510_204609_000000422058_00043_27151_8823.N1	10-MAY-2007 20:46:09	Twilight	41.500	54	5The Cen	2.0550	4500.0	83	27151	No
275	GOM_NL__2PRFIN20070510_205019_000000382058_00043_27151_8824.N1	10-MAY-2007 20:50:19	Bright	38.000	169	46Gam Hya	2.9910	4700.0	76	27151	No
276	GOM_NL__2PRFIN20070510_205335_000000382058_00043_27151_8825.N1	10-MAY-2007 20:53:35	Bright	38.000	15	67Alp Vir	0.97600	28000.	76	27151	No
277	GOM_NL__2PRFIN20070510_205956_000000522058_00043_27151_8826.N1	10-MAY-2007 20:59:56	Bright	52.000	138	47Eps Vir	2.8280	4700.0	104	27151	No
278	GOM_NL__2PRFIN20070510_210145_000000352058_00043_27151_8827.N1	10-MAY-2007 21:01:45	Bright	35.000	111	8Eta Boo	2.6800	6000.0	70	27151	No

279	GOM_NL__2PRFIN20070510_210731_000000352058_00043_27151_8828.N1	10-MAY-2007 21:07:31	Bright	35.000	152	12Alp2CVn	2.8900	11000.	70	27151	No
280	GOM_NL__2PRFIN20070510_211033_000000352058_00043_27151_8829.N1	10-MAY-2007 21:10:33	Bright	34.500	39	85Eta UMa	1.8540	24000.	69	27151	No
281	GOM_NL__2PRFIN20070510_211204_000000342058_00043_27151_8830.N1	10-MAY-2007 21:12:04	Bright	34.000	55	79Zet UMa	2.0600	10200.	68	27151	No
282	GOM_NL__2PRFIN20070510_211517_000000382058_00043_27151_8831.N1	10-MAY-2007 21:15:17	Bright	38.000	36	50Alp UMa	1.8000	6300.0	76	27151	No
283	GOM_NL__2PRFIN20070510_212209_000000362058_00043_27151_8832.N1	10-MAY-2007 21:22:09	Bright	35.500	49	1Alp UMi	1.9900	6300.0	71	27151	No
284	GOM_NL__2PRFIN20070510_213019_000000452058_00043_27151_8833.N1	10-MAY-2007 21:30:19	Bright	45.000	76	27Gam Cas	2.3000	30000.	90	27151	No
285	GOM_NL__2PRFIN20070510_213134_000000342058_00043_27151_8834.N1	10-MAY-2007 21:31:34	Bright	33.500	68	18Alp Cas	2.2250	4500.0	67	27151	No
286	GOM_NL__2PRFIN20070510_214346_000000412058_00043_27151_8835.N1	10-MAY-2007 21:43:46	Twilight	40.500	140	88Gam Peg	2.8340	26000.	81	27151	No
287	GOM_NL__2PRFIN20070510_215230_000000462058_00043_27151_8836.N1	10-MAY-2007 21:52:30	Dark	45.500	52	16Bet Cet	2.0370	4500.0	91	27151	No
288	GOM_NL__2PRFIN20070510_215919_000000412058_00043_27151_8837.N1	10-MAY-2007 21:59:19	Dark	41.000	84	Alp Phe	2.3970	4500.0	82	27151	No
289	GOM_NL__2PRFIN20070510_220257_000000552058_00043_27151_8838.N1	10-MAY-2007 22:02:57	Dark	55.000	63	Bet Gru	2.1500	2800.0	110	27151	No
290	GOM_NL__2PRFIN20070510_220623_000000422058_00044_27152_8847.N1	10-MAY-2007 22:06:23	Dark	42.000	148	Alp Tuc	2.8780	4100.0	84	27152	No
291	GOM_NL__2PRFIN20070510_221543_000000402058_00044_27152_8848.N1	10-MAY-2007 22:15:43	Straylight	39.500	43	Alp TrA	1.9100	4250.0	79	27152	No
292	GOM_NL__2PRFIN20070510_221755_000000412058_00044_27152_8849.N1	10-MAY-2007 22:17:55	Straylight	40.500	134	Bet TrA	2.8100	6600.0	81	27152	No
293	GOM_NL__2PRFIN20070510_221945_000000512058_00044_27152_8850.N1	10-MAY-2007 22:19:45	Straylight	51.000	4	Alp1Cen	-0.010000	5800.0	102	27152	No
294	GOM_NL__2PRFIN20070510_222316_000000392058_00044_27152_8851.N1	10-MAY-2007 22:23:16	Straylight	39.000	78	Alp Lup	2.3040	28000.	78	27152	No
295	GOM_NL__2PRFIN20070510_222447_000000392058_00044_27152_8852.N1	10-MAY-2007 22:24:47	Straylight	38.500	81	Eta Cen	2.3560	28000.	77	27152	No
296	GOM_NL__2PRFIN20070510_222645_000000432058_00044_27152_8853.N1	10-MAY-2007 22:26:45	Twilight	43.000	54	5The Cen	2.0550	4500.0	86	27152	No
297	GOM_NL__2PRFIN20070510_223055_000000382058_00044_27152_8854.N1	10-MAY-2007 22:30:55	Bright	37.500	169	46Gam Hya	2.9910	4700.0	75	27152	No
298	GOM_NL__2PRFIN20070510_223411_000000382058_00044_27152_8855.N1	10-MAY-2007 22:34:11	Bright	37.500	15	67Alp Vir	0.97600	28000.	75	27152	No
299	GOM_NL__2PRFIN20070510_224032_000000342058_00044_27152_8856.N1	10-MAY-2007 22:40:32	Bright	34.000	138	47Eps Vir	2.8280	4700.0	68	27152	No
300	GOM_NL__2PRFIN20070510_224221_000000362058_00044_27152_8857.N1	10-MAY-2007 22:42:21	Bright	35.500	111	8Eta Boo	2.6800	6000.0	71	27152	No
301	GOM_NL__2PRFIN20070510_224807_000000342058_00044_27152_8858.N1	10-MAY-2007 22:48:07	Bright	34.000	152	12Alp2CVn	2.8900	11000.	68	27152	No
302	GOM_NL__2PRFIN20070510_225109_000000372058_00044_27152_8859.N1	10-MAY-2007 22:51:09	Bright	36.500	39	85Eta UMa	1.8540	24000.	73	27152	No
303	GOM_NL__2PRFIN20070510_225240_000000372058_00044_27152_8860.N1	10-MAY-2007 22:52:40	Bright	36.500	55	79Zet UMa	2.0600	10200.	73	27152	No
304	GOM_NL__2PRFIN20070510_225553_000000362058_00044_27152_8861.N1	10-MAY-2007 22:55:53	Bright	35.500	36	50Alp UMa	1.8000	6300.0	71	27152	No
305	GOM_NL__2PRFIN20070510_230245_000000342058_00044_27152_8862.N1	10-MAY-2007 23:02:45	Bright	33.500	49	1Alp UMi	1.9900	6300.0	67	27152	No
306	GOM_NL__2PRFIN20070510_231055_000000522058_00044_27152_8863.N1	10-MAY-2007 23:10:55	Bright	52.000	76	27Gam Cas	2.3000	30000.	104	27152	No
307	GOM_NL__2PRFIN20070510_231209_000000412058_00044_27152_8864.N1	10-MAY-2007 23:12:09	Bright	40.500	68	18Alp Cas	2.2250	4500.0	81	27152	No
308	GOM_NL__2PRFIN20070510_232422_000000402058_00044_27152_8865.N1	10-MAY-2007 23:24:22	Twilight	40.000	140	88Gam Peg	2.8340	26000.	80	27152	No
309	GOM_NL__2PRFIN20070510_233306_000000422058_00044_27152_8866.N1	10-MAY-2007 23:33:06	Dark	41.500	52	16Bet Cet	2.0370	4500.0	83	27152	No
310	GOM_NL__2PRFIN20070510_233955_000000392058_00044_27152_8867.N1	10-MAY-2007 23:39:55	Dark	38.500	84	Alp Phe	2.3970	4500.0	77	27152	No
311	GOM_NL__2PRFIN20070510_234333_000000452058_00044_27152_8868.N1	10-MAY-2007 23:43:33	Dark	45.000	63	Bet Gru	2.1500	2800.0	90	27152	No
312	GOM_NL__2PRFIN20070510_234659_000000402058_00045_27153_8976.N1	10-MAY-2007 23:46:59	Dark	39.500	148	Alp Tuc	2.8780	4100.0	79	27153	No
313	GOM_NL__2PRFIN20070510_235619_000000422058_00045_27153_8977.N1	10-MAY-2007 23:56:19	Straylight	41.500	43	Alp TrA	1.9100	4250.0	83	27153	No
314	GOM_NL__2PRFIN20070510_235831_000000392058_00045_27153_8978.N1	10-MAY-2007 23:58:31	Straylight	38.500	134	Bet TrA	2.8100	6600.0	77	27153	No

3. Quality information per product

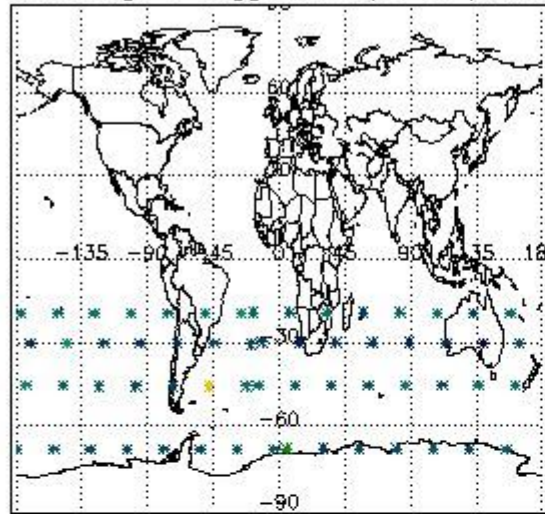
In this section it is plotted some information contained in the Quality Summary data set of the level 2 products. Only products in dark limb conditions and without errors (error flag in the MPH set to "0") are used.

3.1 Plot quality information per product (time dependant)

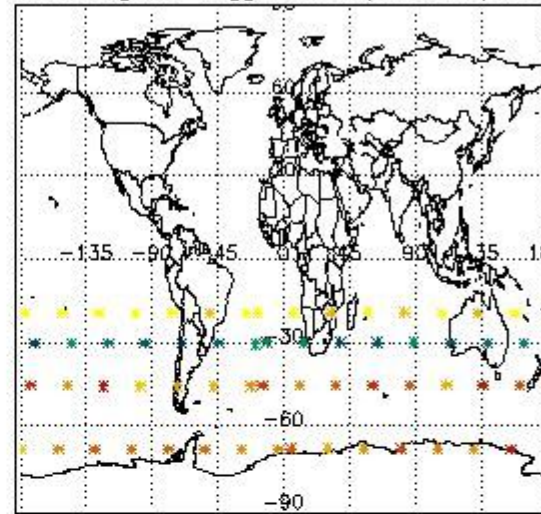


3.2 Plot quality information per product (world map)

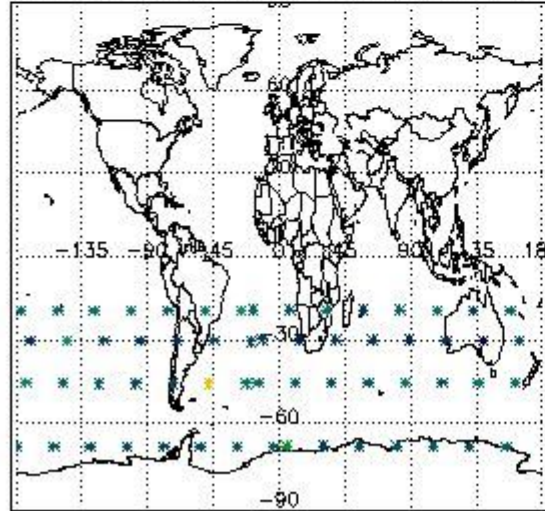
Percentage of flagged data per O3 profile



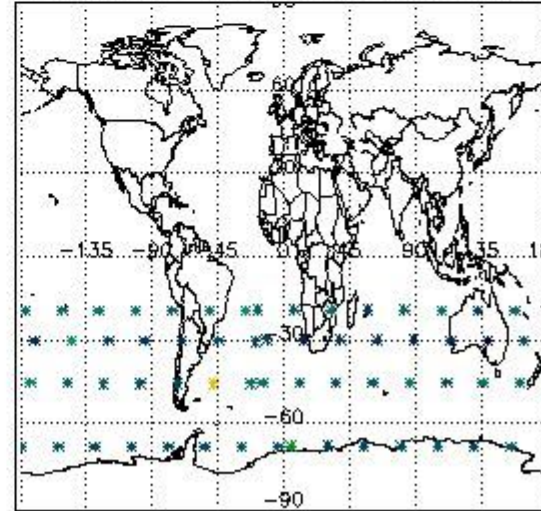
Percentage of flagged data per H2O profile



Percentage of flagged data per NO2 profile



Percentage of flagged data per NO3 profile

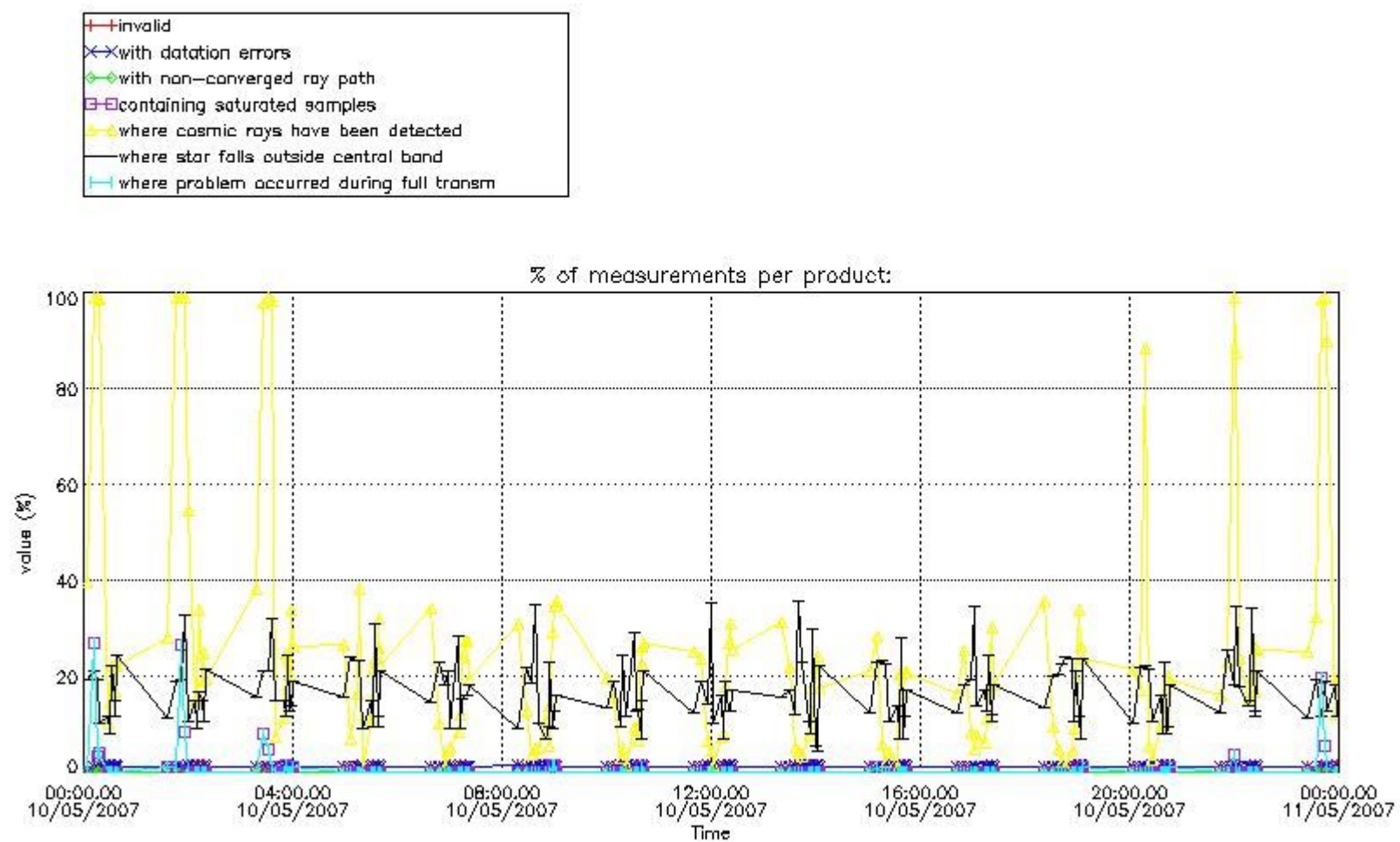


4. Level 1 quality information per product

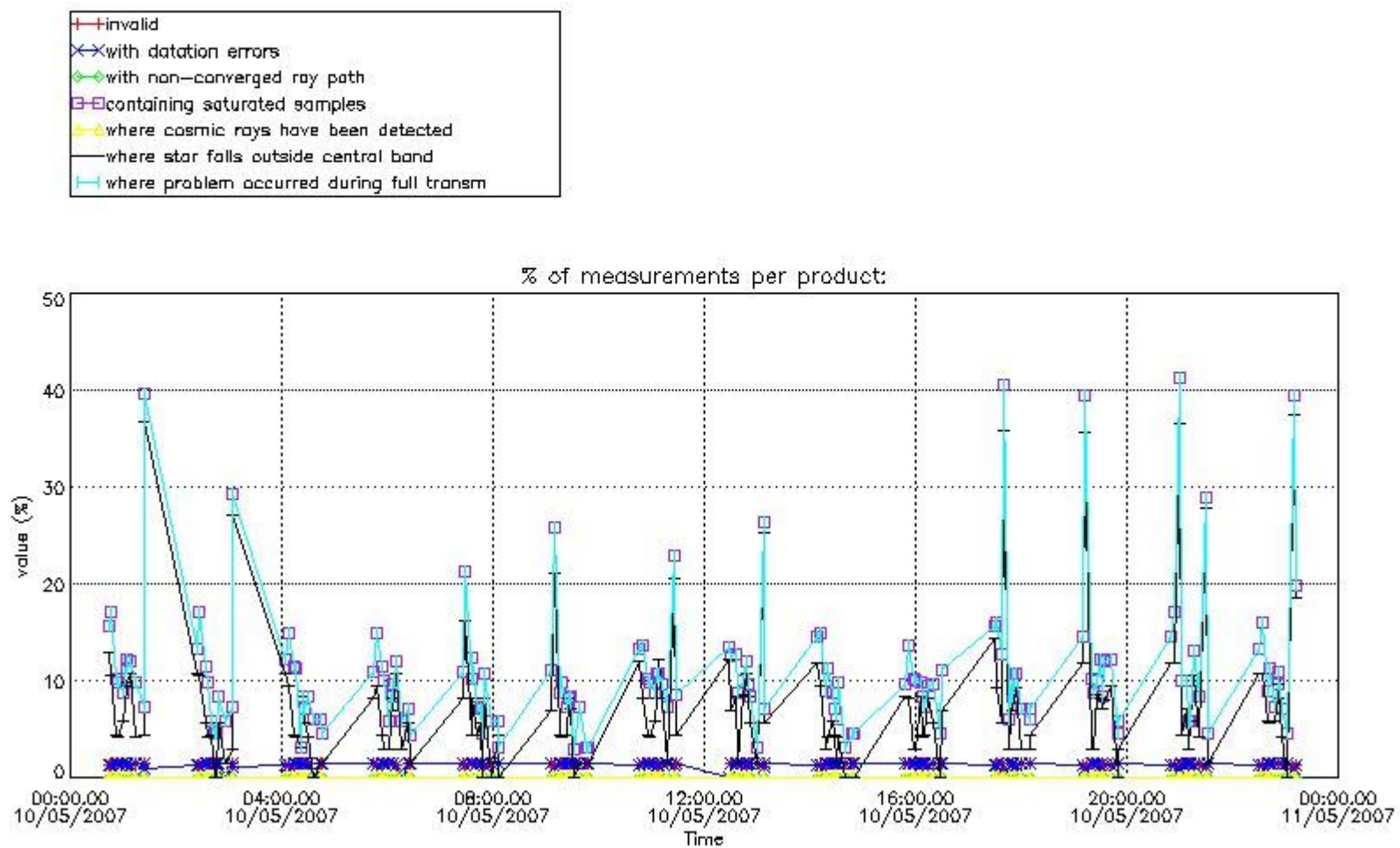
In this section it is plotted some information contained in the Quality Summary data set of the level 2 products that comes from the level 1b processing. Products without errors (error flag in the MPH set to "0") are used.

4.1 Plot quality information per product (time dependant) coming from level 1b processing

4.1.1 Plot level 1 quality information per product (time dependant): ENVISAT ASCENDING passes



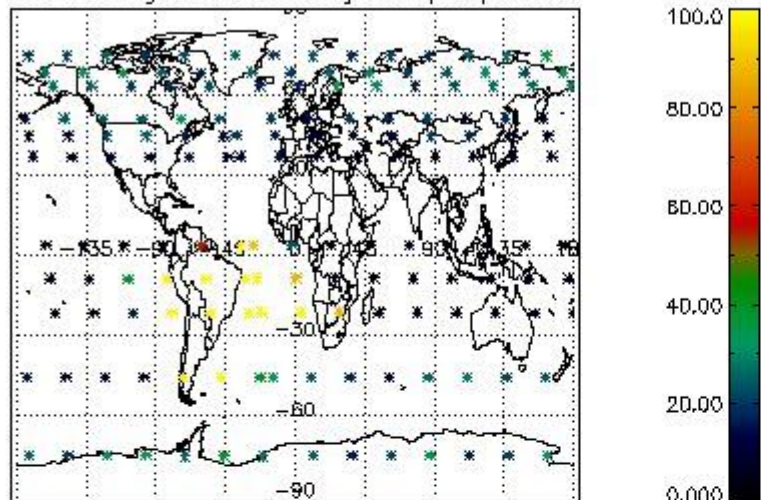
4.1.2 Plot level 1 quality information per product (time dependant): ENVISAT DESCENDING passes



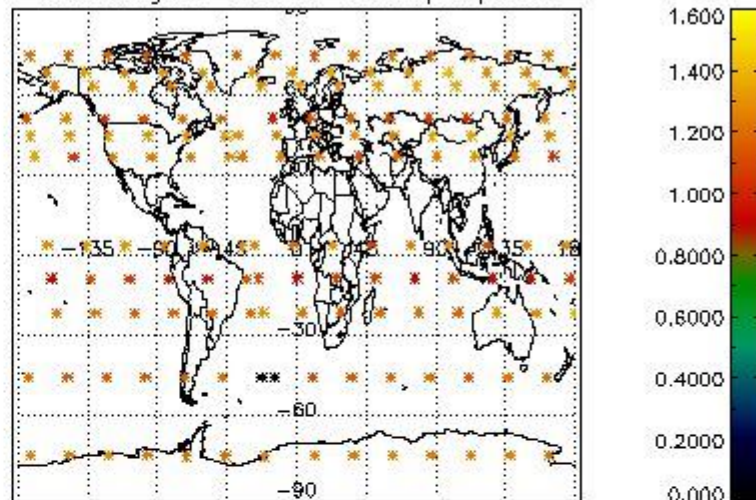
4.2 Plot quality information per product coming from level 1b processing (world map)

4.2.1 Plot level 1 quality information per product (world map): ENVISAT ASCENDING passes

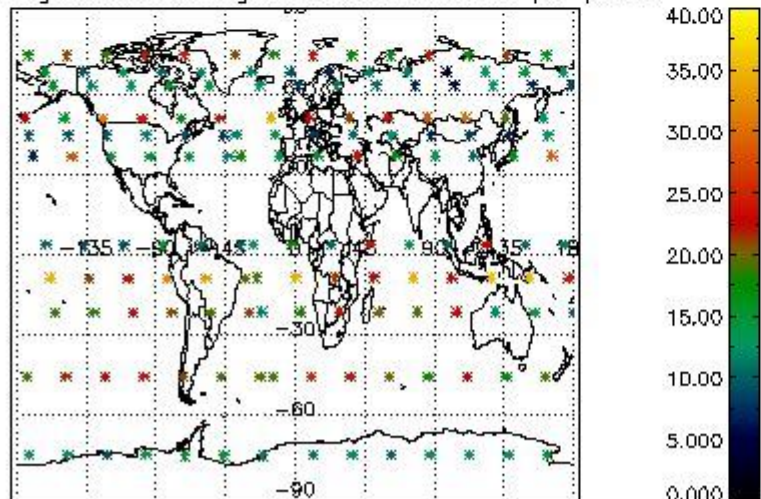
Percentage of cosmic ray hits per profile



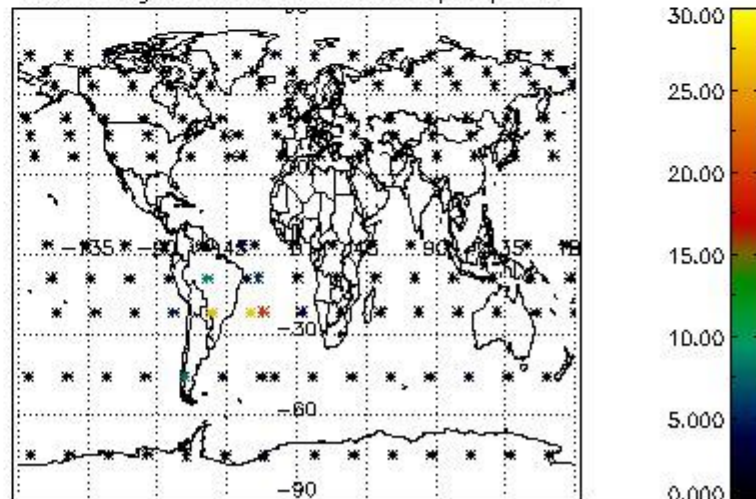
Percentage of datation errors per profile



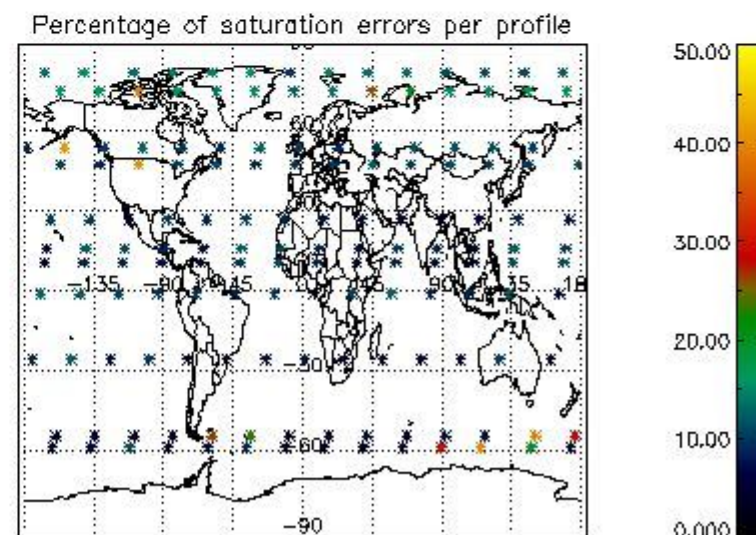
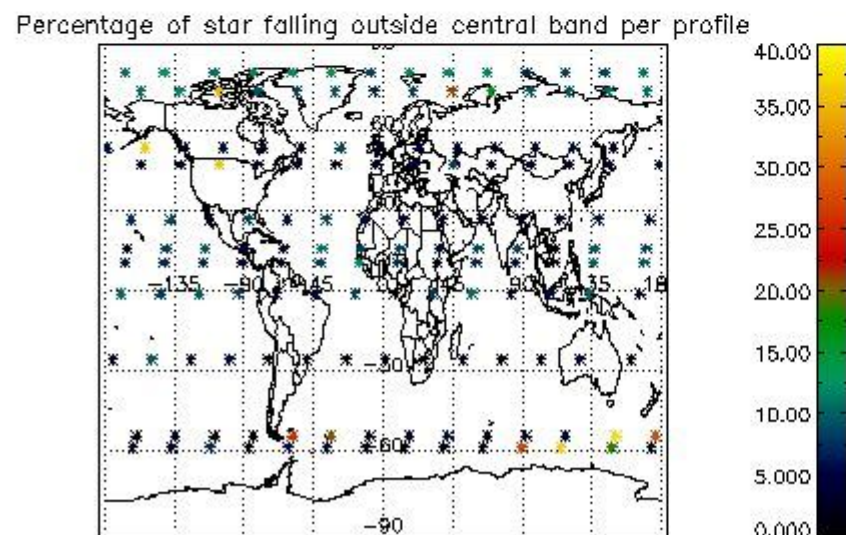
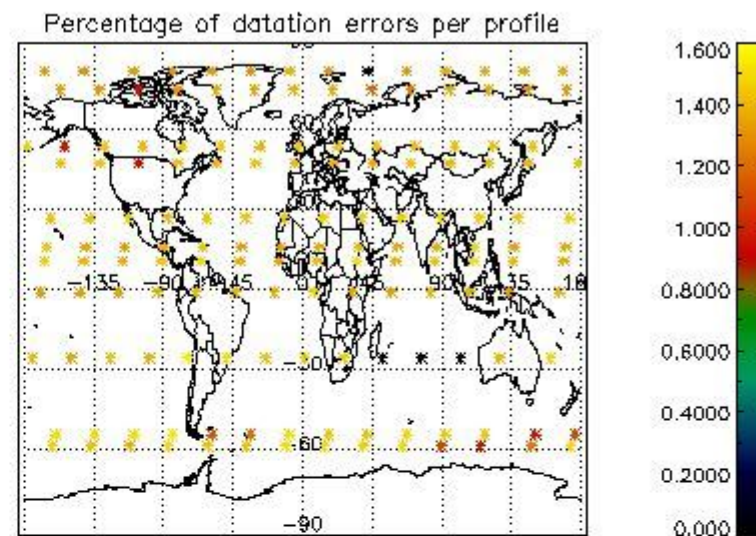
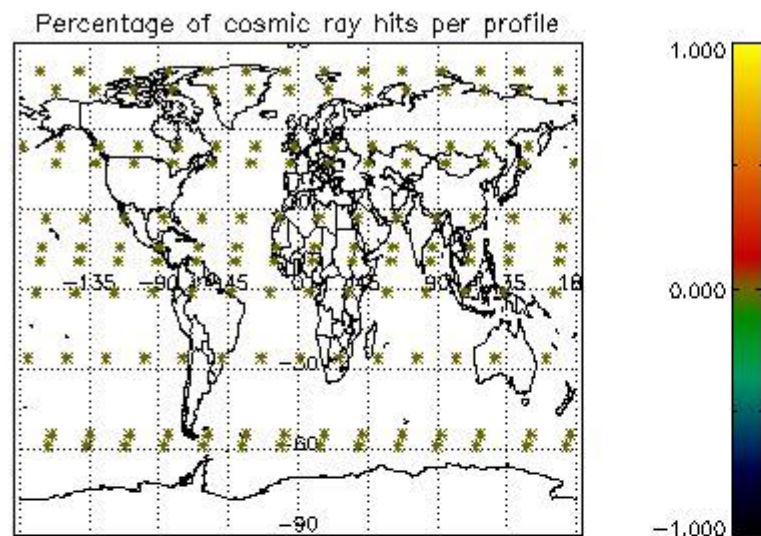
Percentage of star falling outside central band per profile



Percentage of saturation errors per profile



4.2.2 Plot level 1 quality information per product (world map): ENVISAT DESCENDING passes



5. Trace gas profiles

5.1 Ozone statistics based on quality of products

The final quality of the products can be "measured" using the STD (Standard Deviation) attached to every point profile. This information is written to the parameter GOM_NL__2P/NL_LOCAL_SPECIES_DENSITY/o3_std of the level 2 products. The table below shows the statistics for given STD ranges.

The statistics are given with respect to the overall valid production:

- Products without fatal errors: GOM_NL__2P/MPH/PRODUCT_ERR=0
- Valid point profile: GOM_NL__2P/NL_LOCAL_SPECIES_DENSITY/pcd(0)=0

The 'Criteria' is applied to valid points of dark limb products:

- Products in dark limb illumination condition: GOM_NL__2P/NL_SUMMARY_QUALITY/obs_ill_cond=0
- Products without fatal errors: GOM_NL__2P/MPH/PRODUCT_ERR=0
- Valid point profile: GOM_NL__2P/NL_LOCAL_SPECIES_DENSITY/pcd(0)=0

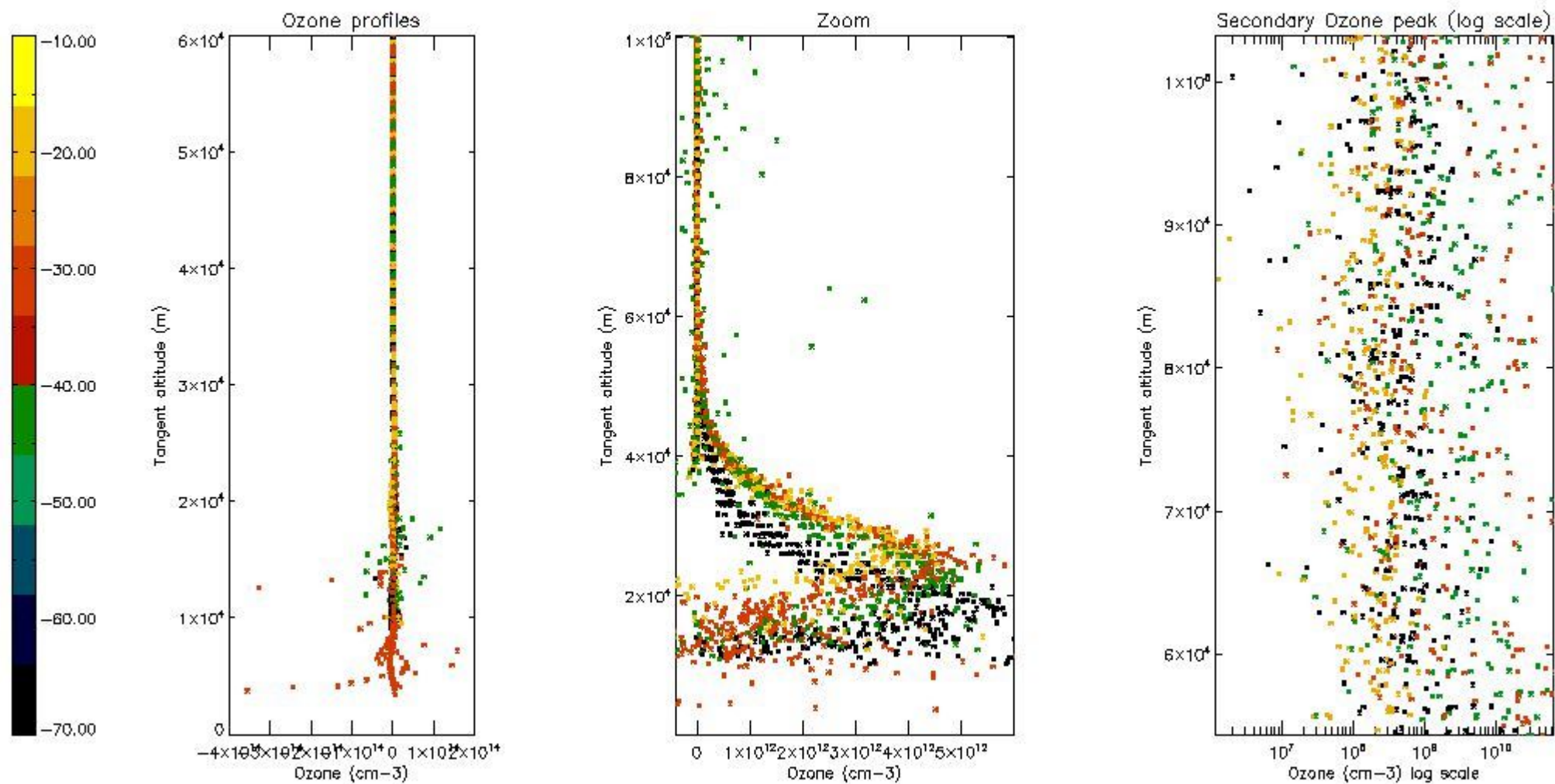
So, the table below shows the percentage of dark limb and valid observations for each criteria with respect to the overall valid daily observations.

Criteria	% of total production
All STD	22
STD < 20	5

STD < 10	2
STD < 5	0

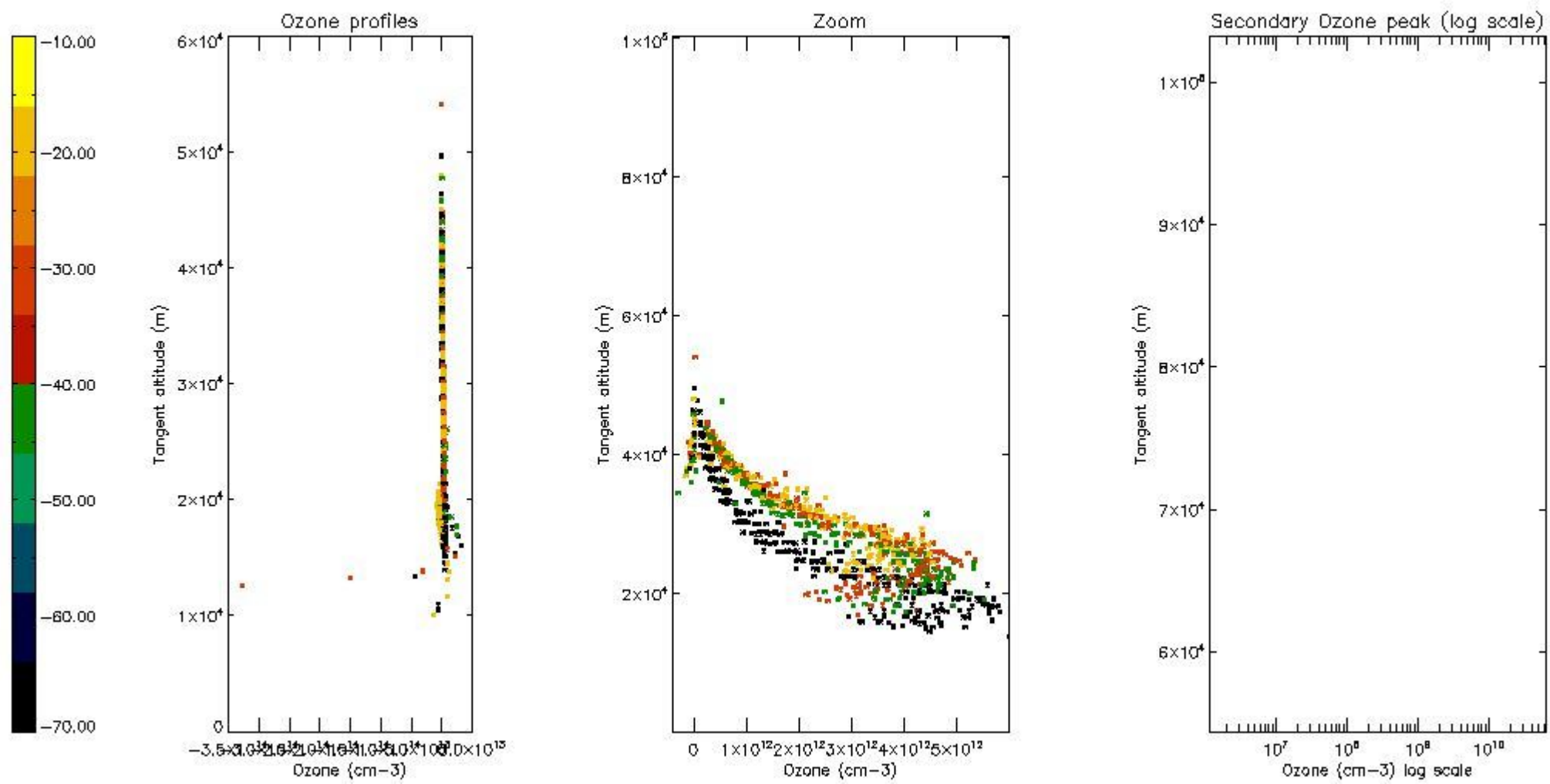
5.2 Plot ozone profiles for all STD (dark without errors)

The colorbar represents the latitude.



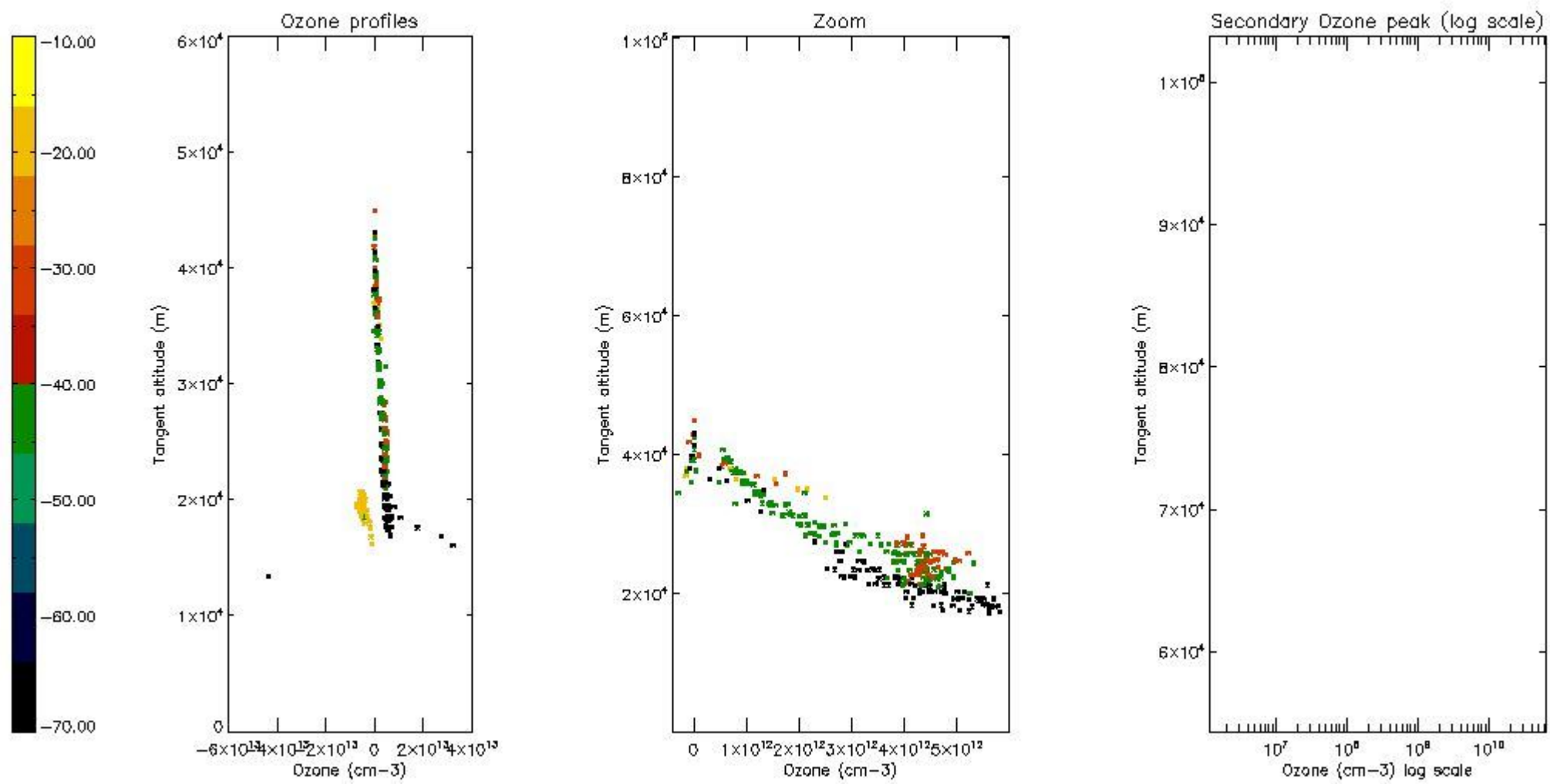
5.3 Plot ozone profiles where STD < 20% (dark without errors)

The colorbar represents the latitude.



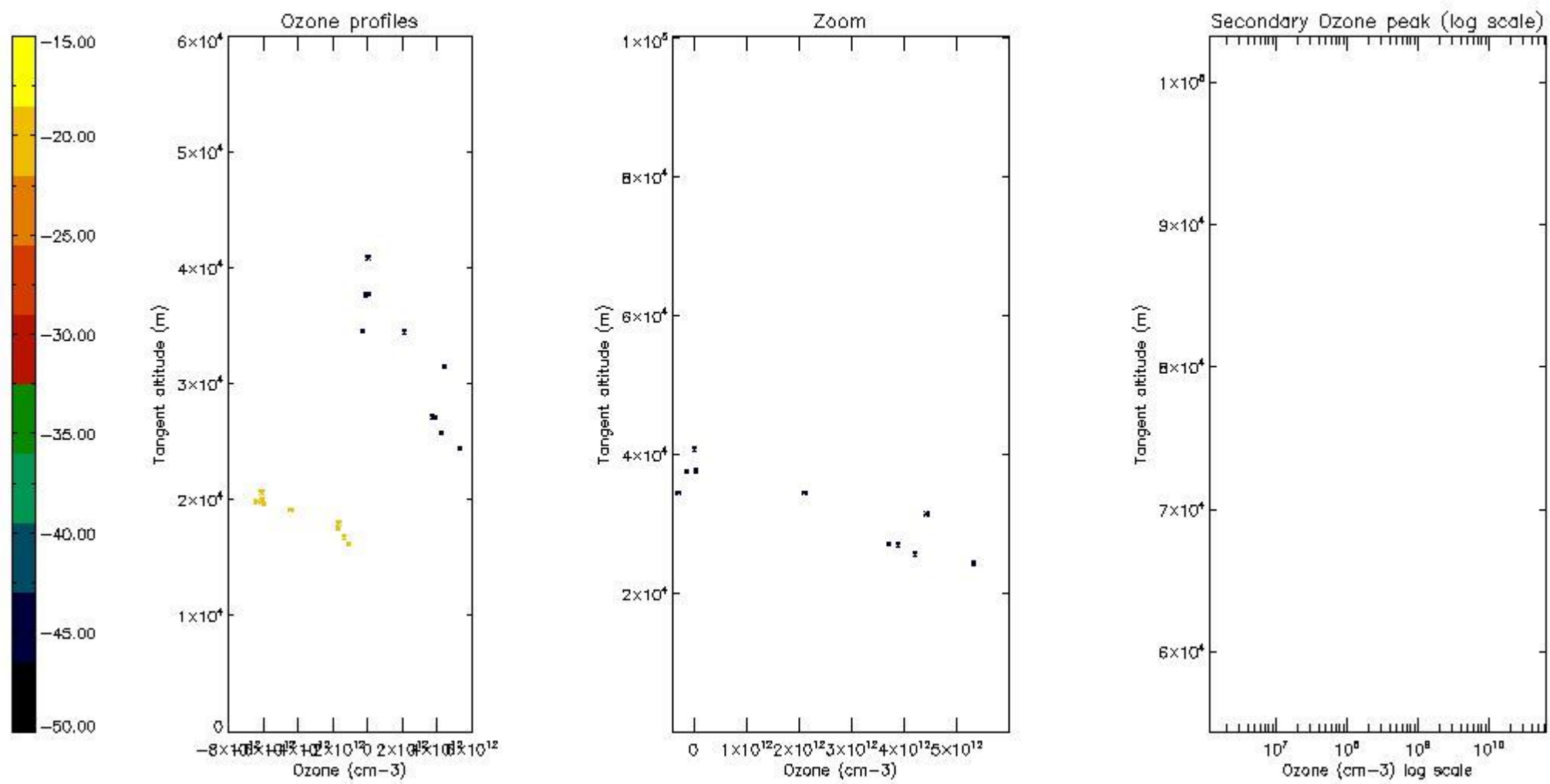
5.4 Plot ozone profiles where $STD < 10\%$ (dark without errors)

The colorbar represents the latitude.



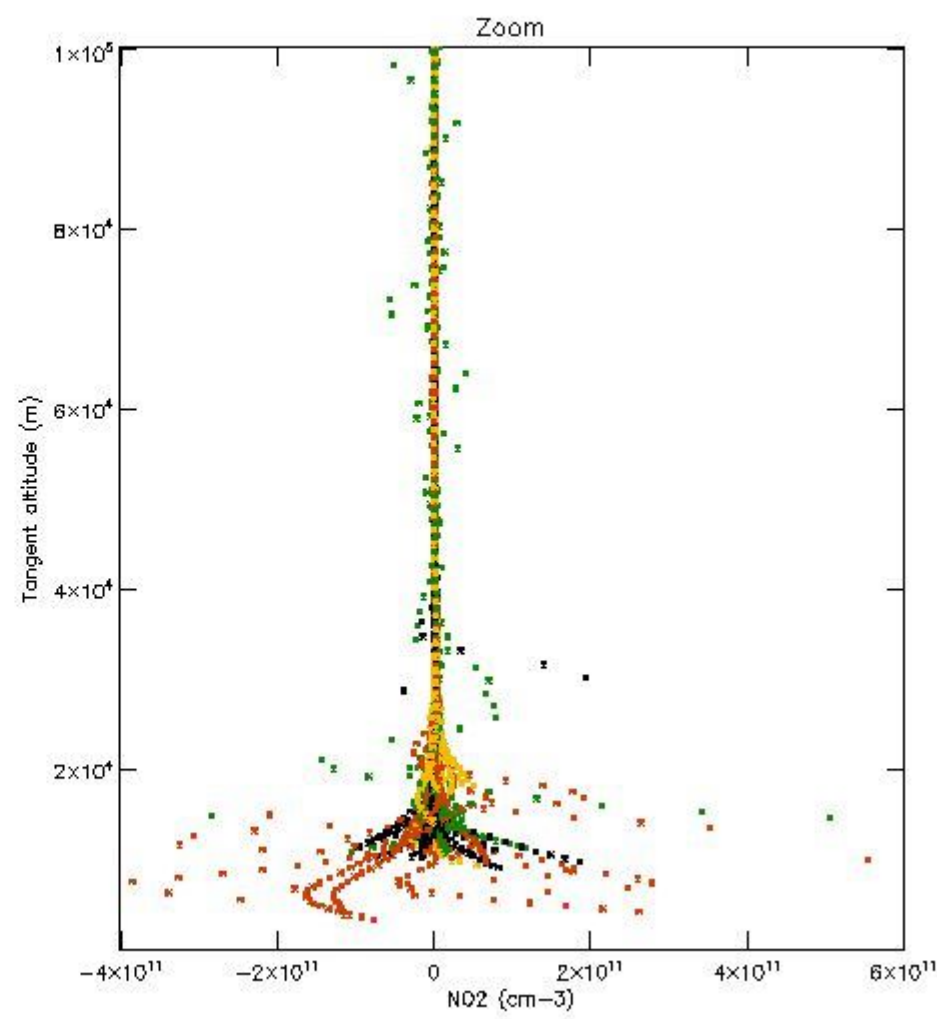
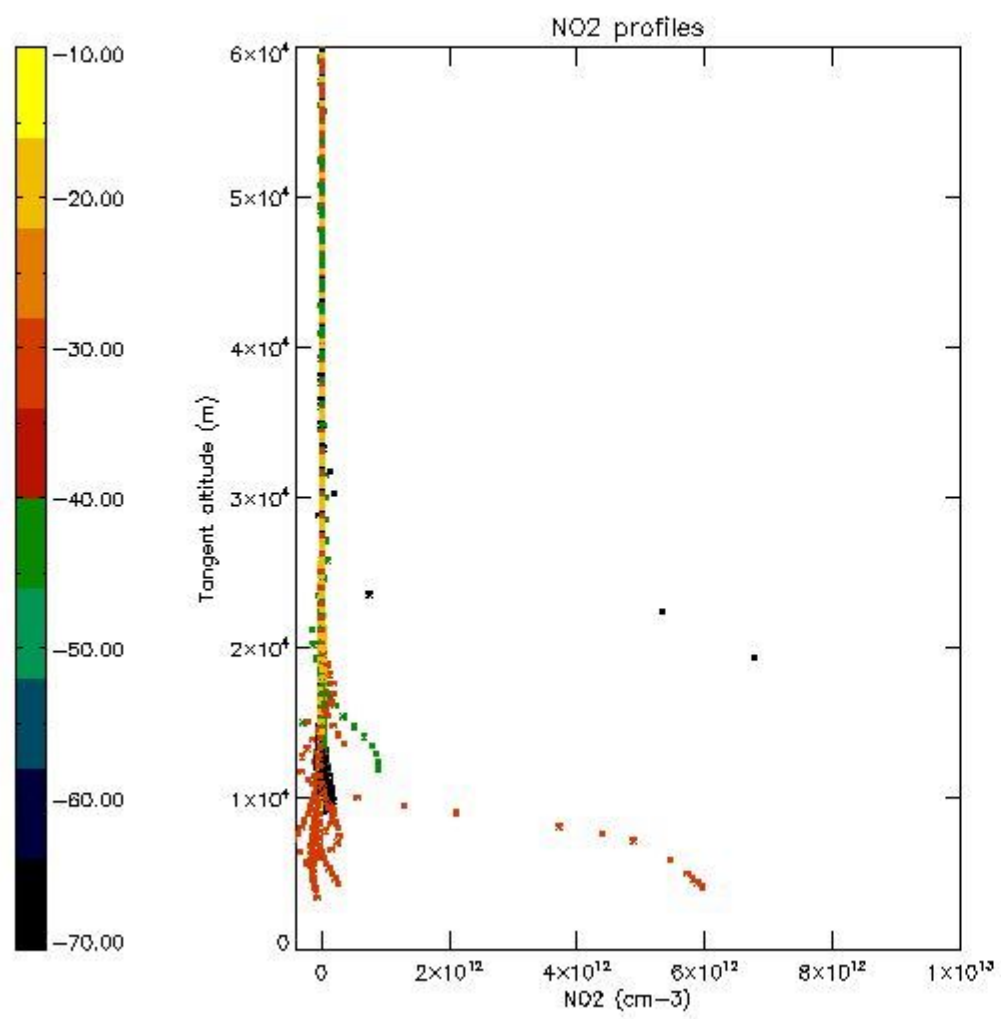
5.5 Plot ozone profiles where STD < 5% (dark without errors)

The colorbar represents the latitude.



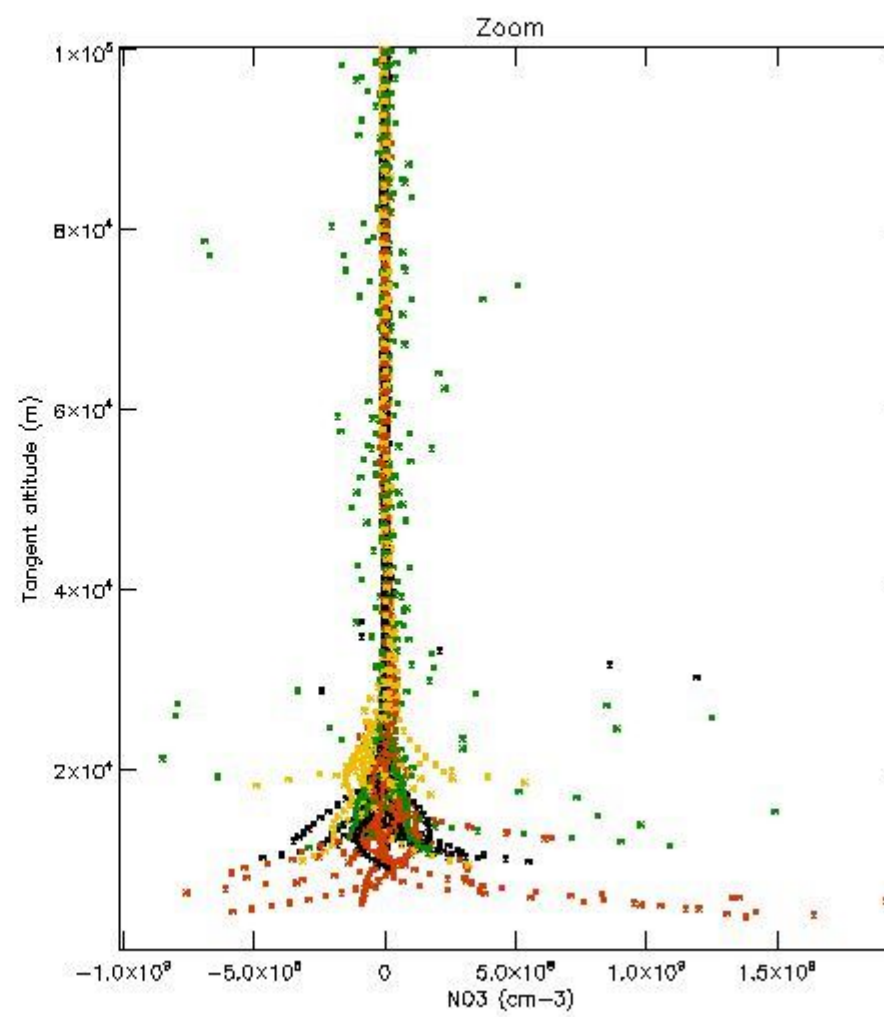
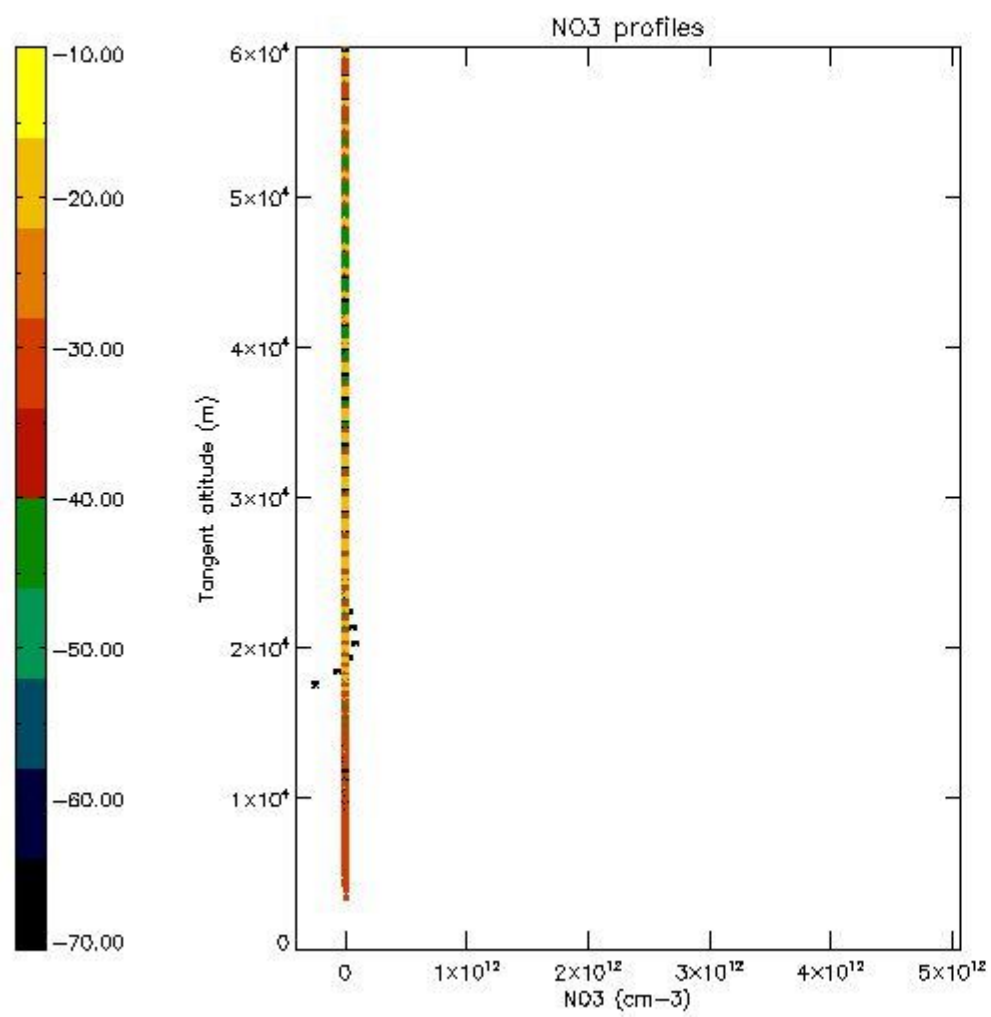
5.6 Plot NO₂ profiles for all STD (dark without errors)

The colorbar represents the latitude.



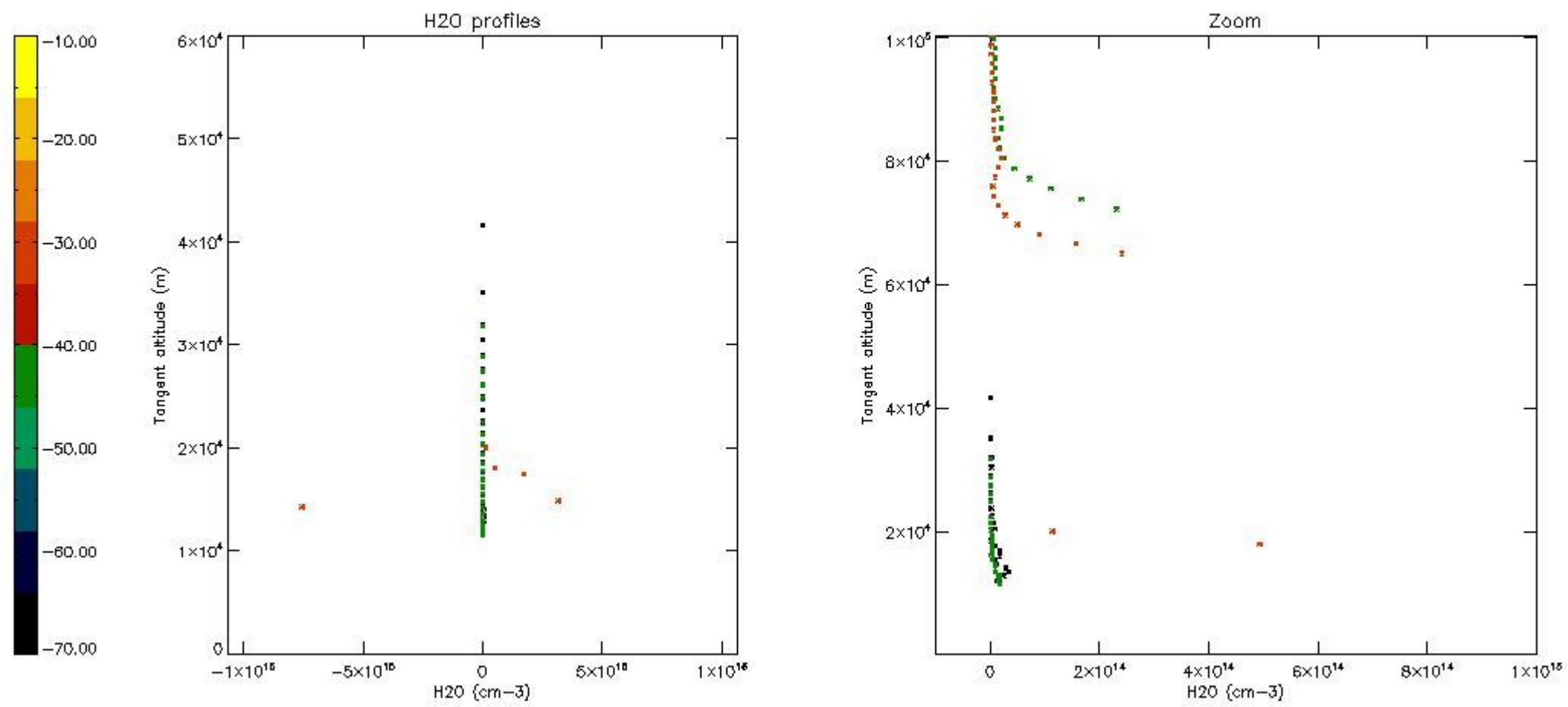
5.7 Plot NO3 profiles for all STD (dark without errors)

The colorbar represents the latitude.



5.8 Plot H2O profiles for all STD (only for occultations of stars 1,2,3,4,13,14,16,26,63 dark without errors)

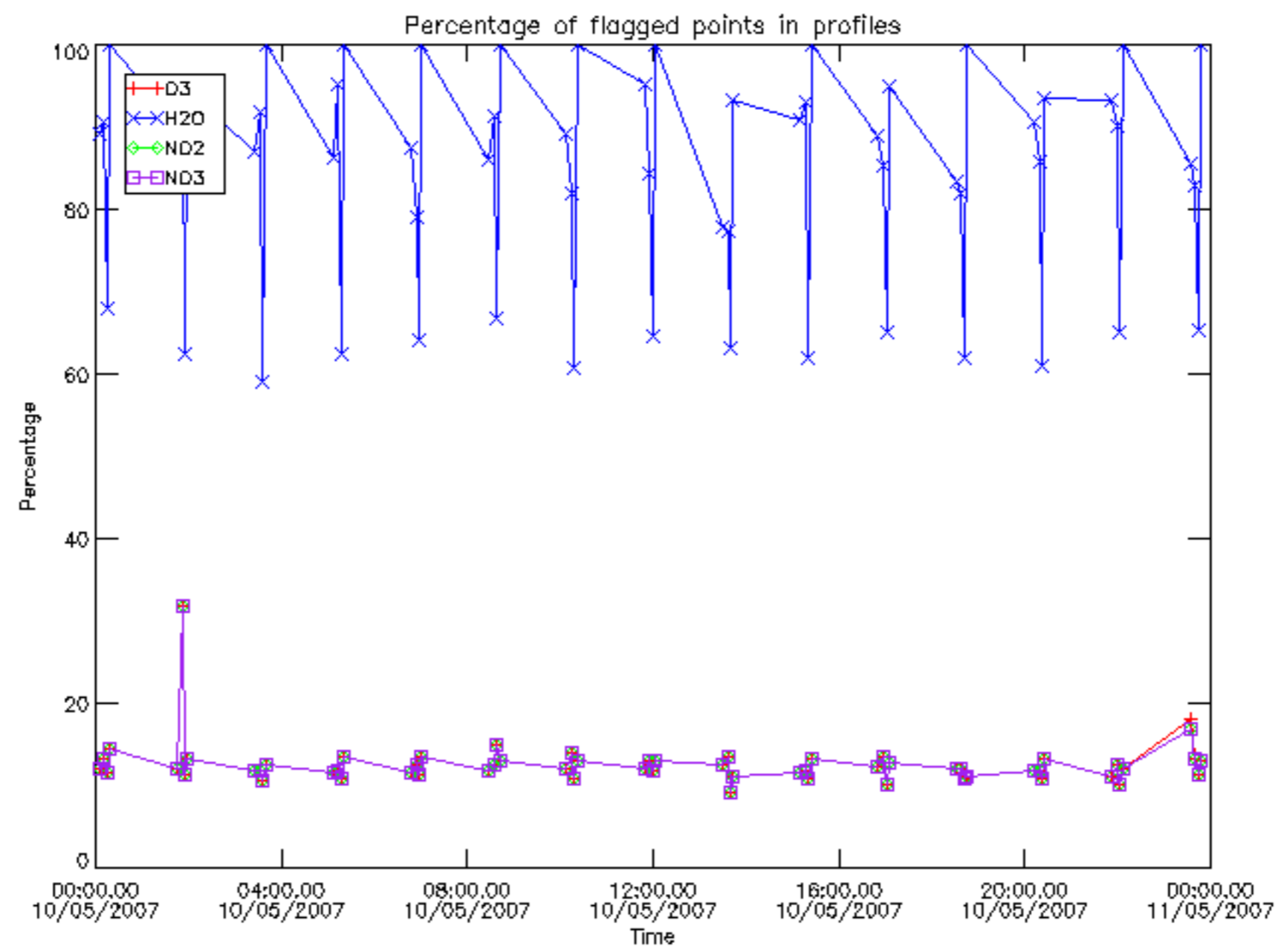
The colorbar represents the latitude.



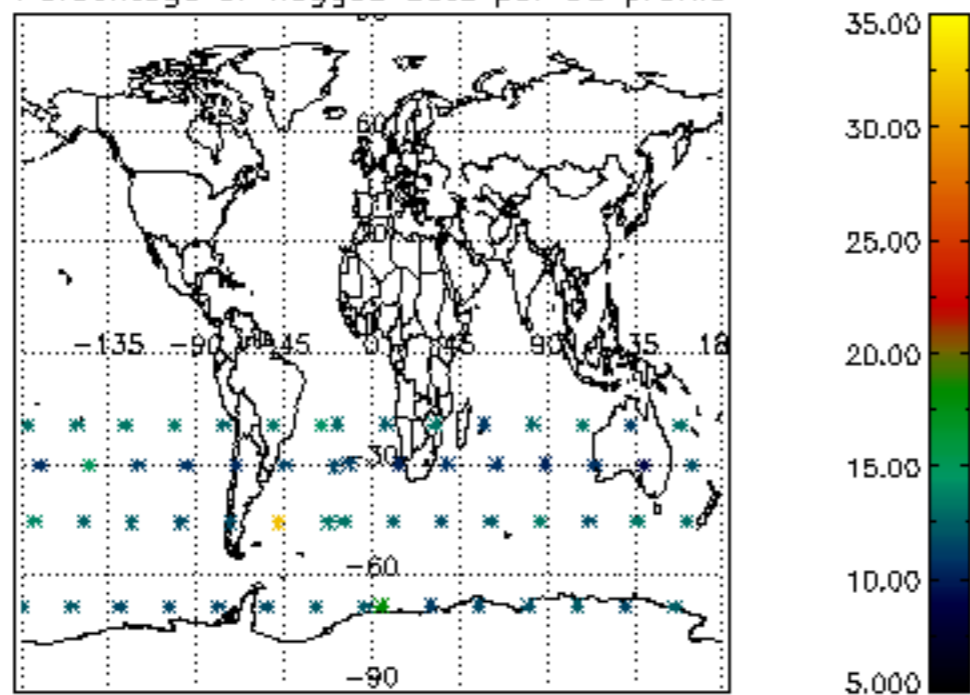
6. Auxiliary Data Files used for the production reported in section 2

The number reported in the third column indicates since which file (see list in section 2) the corresponding auxiliary file has been used. The fourth column is the date of those product files.

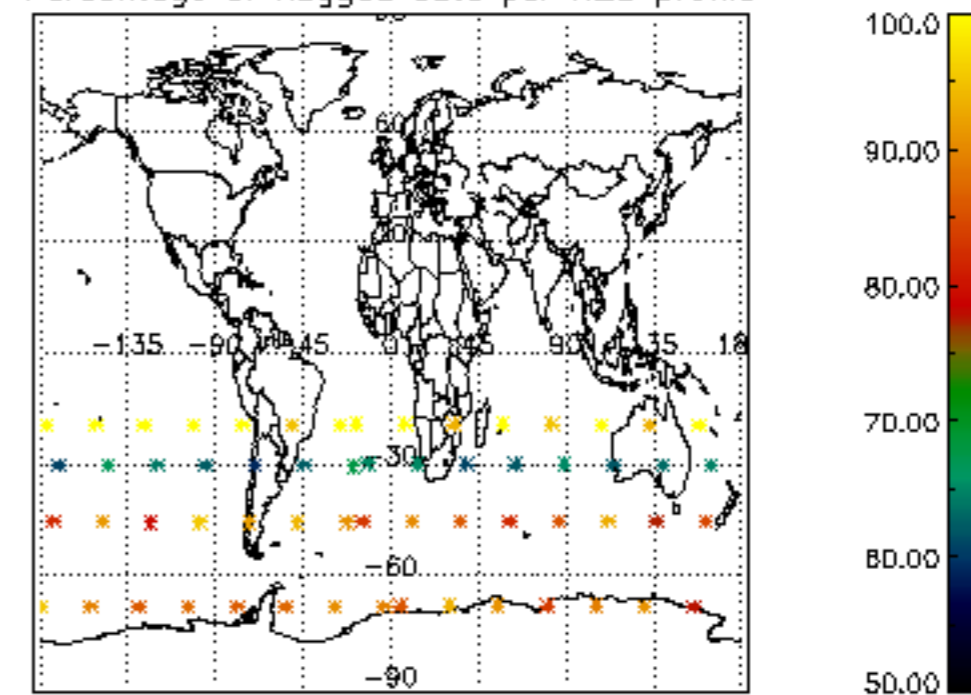
Type	Auxiliary Filename	Used since product	Used since product date
INST_PHYS_CHARACTERISTICS	GOM_INS_AXVIEC20091111_143220_20030716_120000_20500101_000000	1	10-MAY-2007 00:04:40
LEVEL-2_PROC_CONFIG	GOM_PR2_AXVIEC20091111_152718_20020301_000000_20500101_000000	1	10-MAY-2007 00:04:40
CROSS_SECTIONS_FILE	GOM_CRS_AXVIEC20091111_154832_20020301_000000_20500101_000000	1	10-MAY-2007 00:04:40



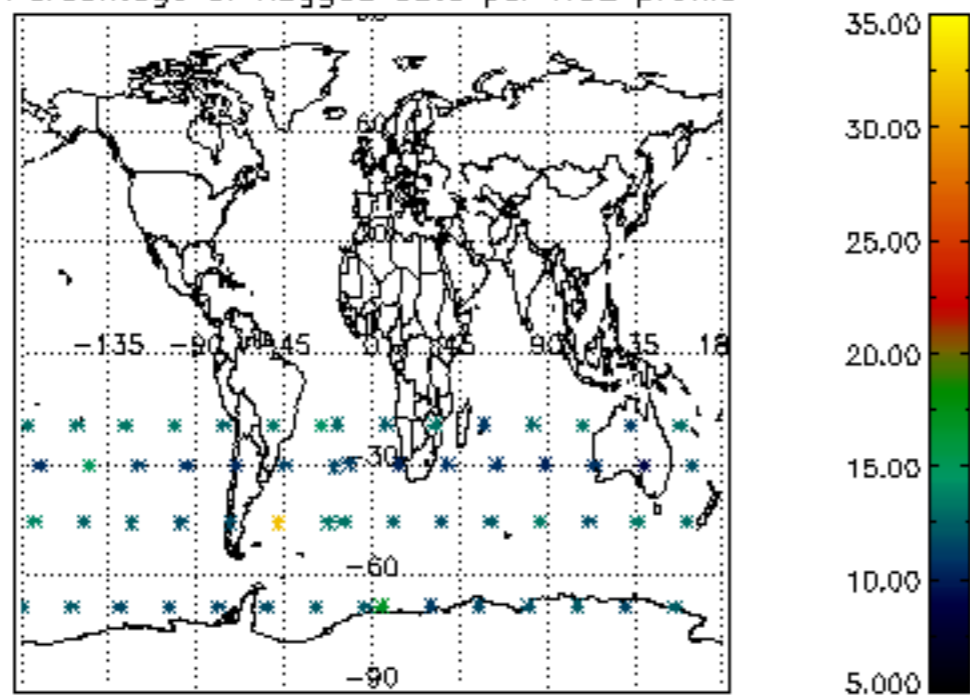
Percentage of flagged data per D3 profile



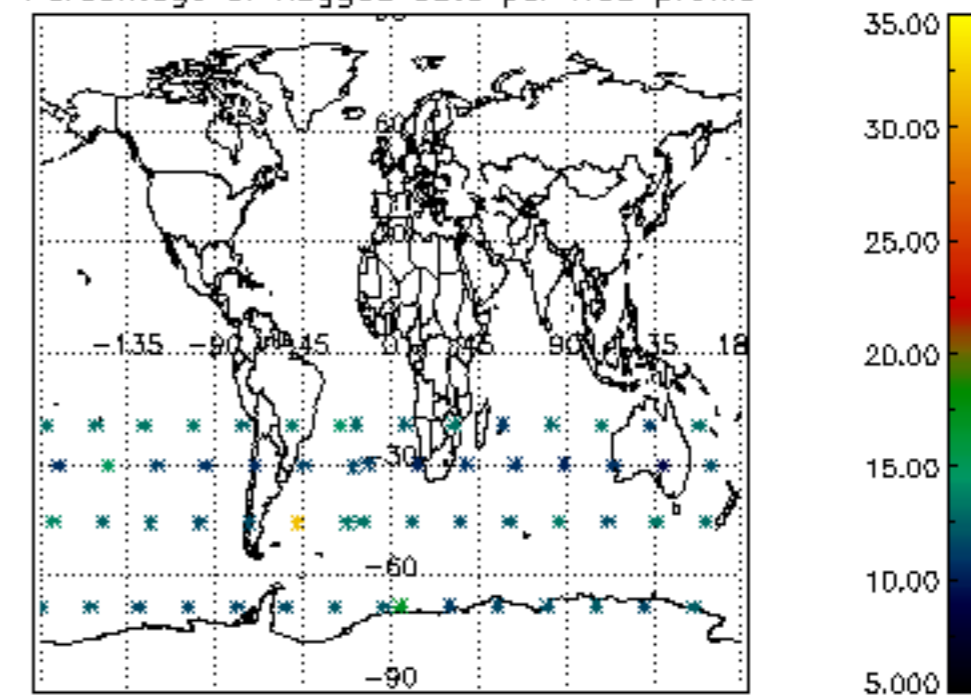
Percentage of flagged data per H2O profile

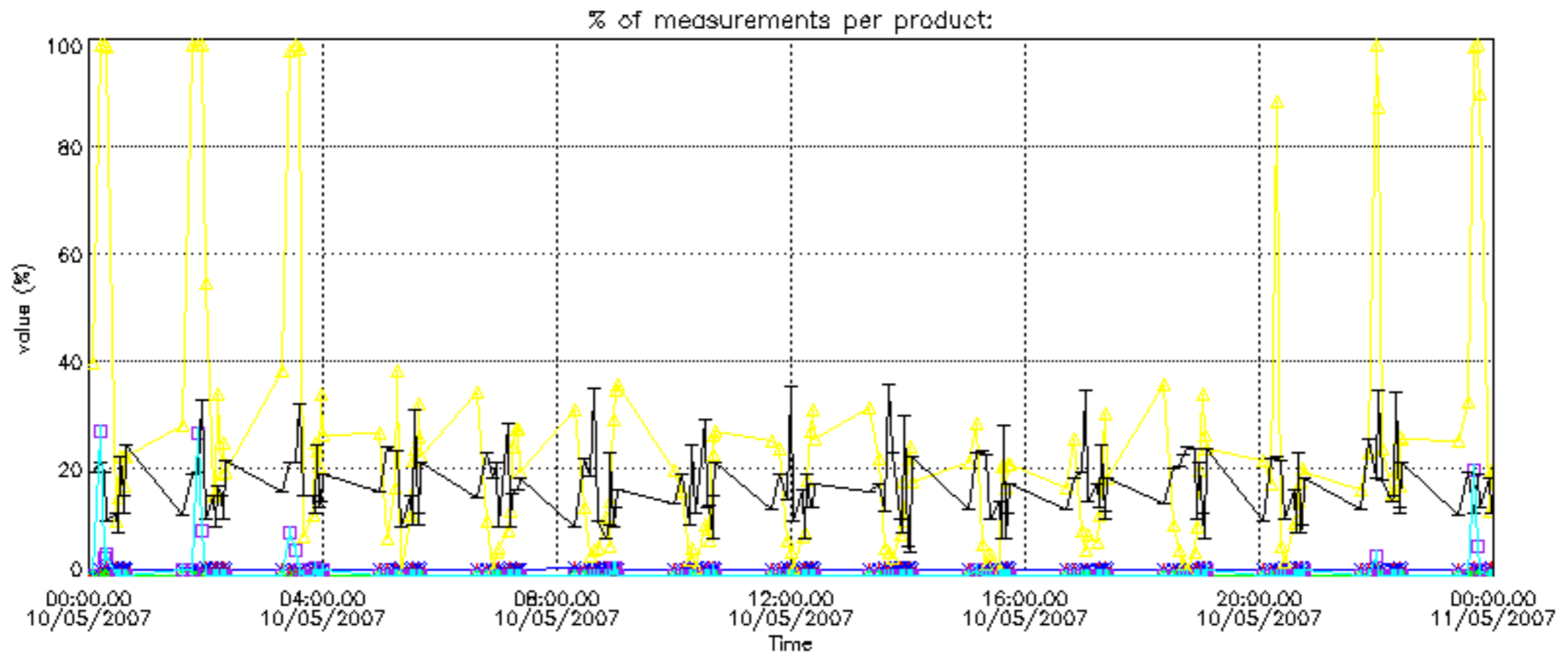


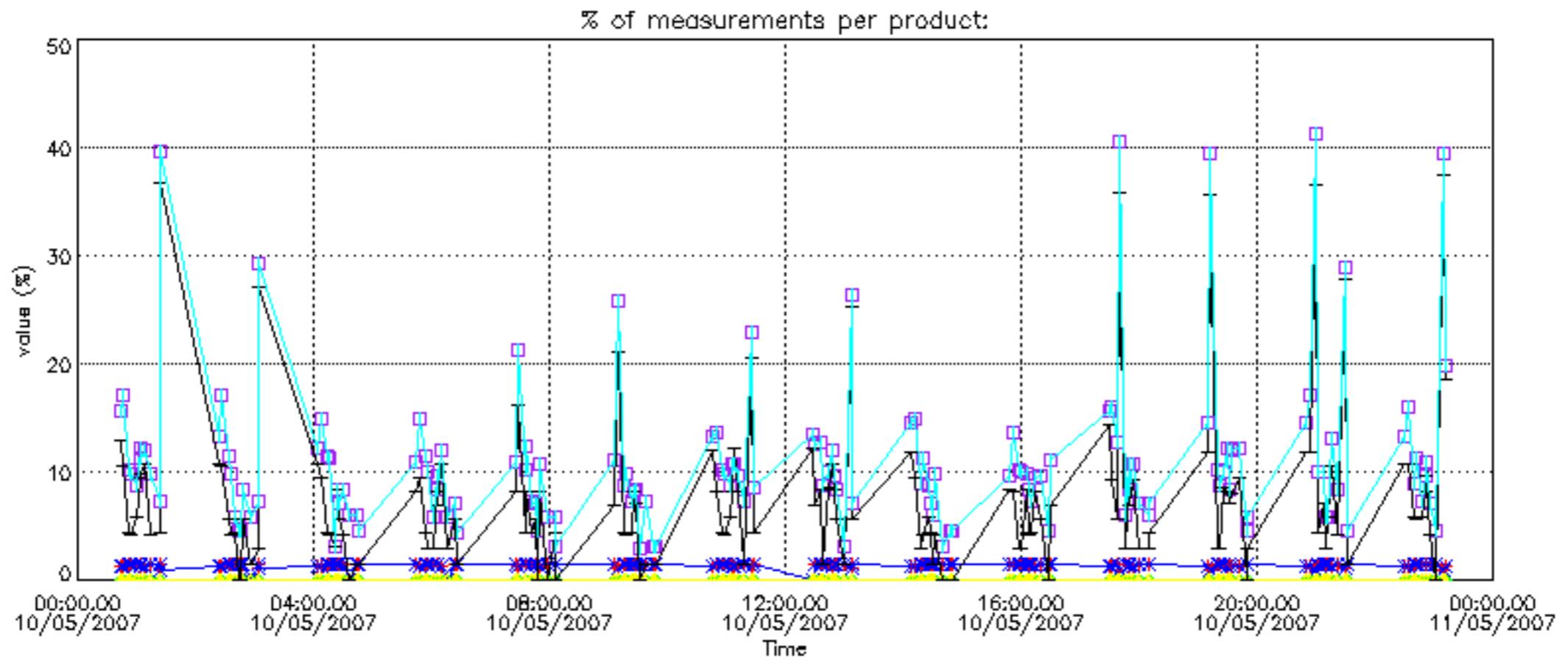
Percentage of flagged data per NO2 profile



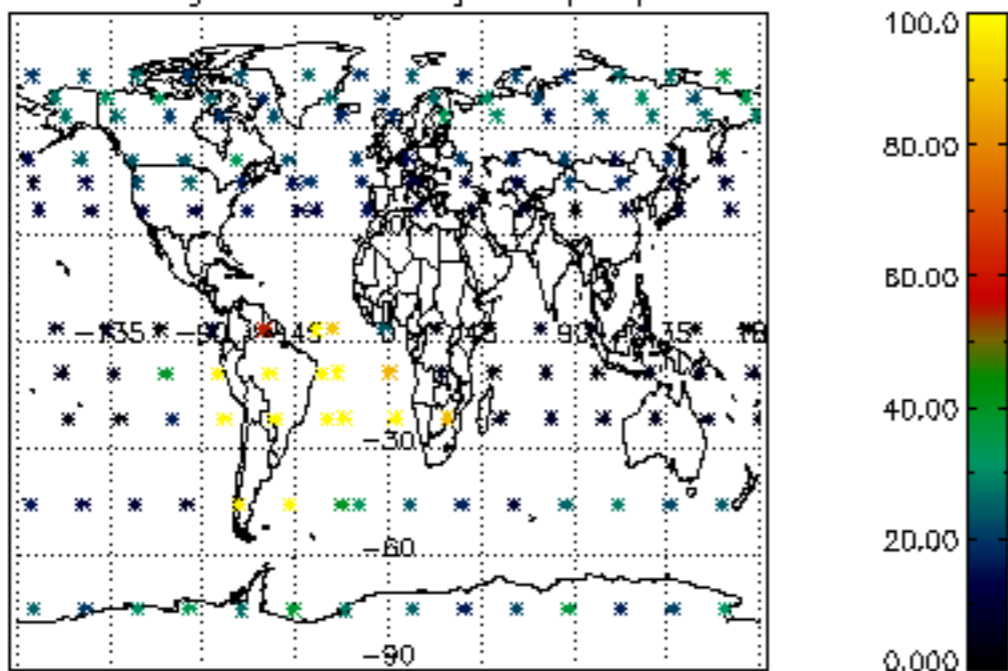
Percentage of flagged data per NO3 profile



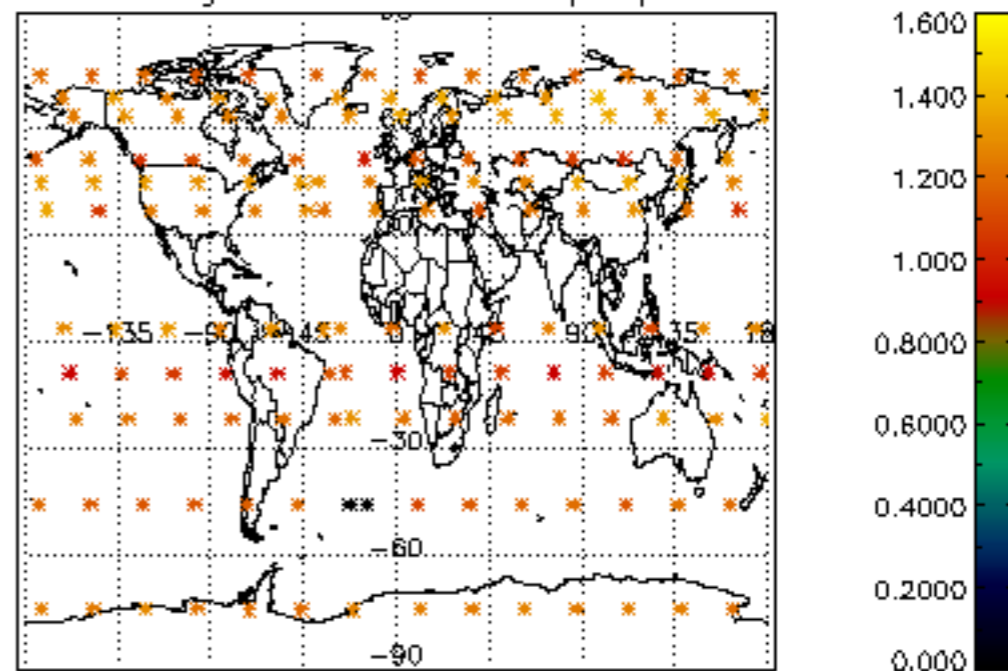




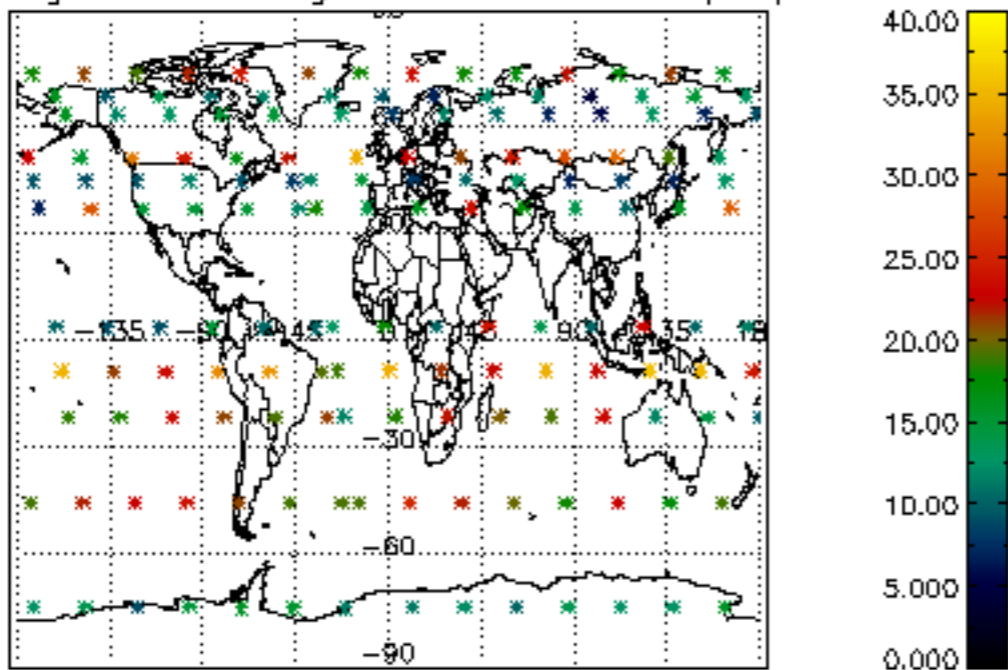
Percentage of cosmic ray hits per profile



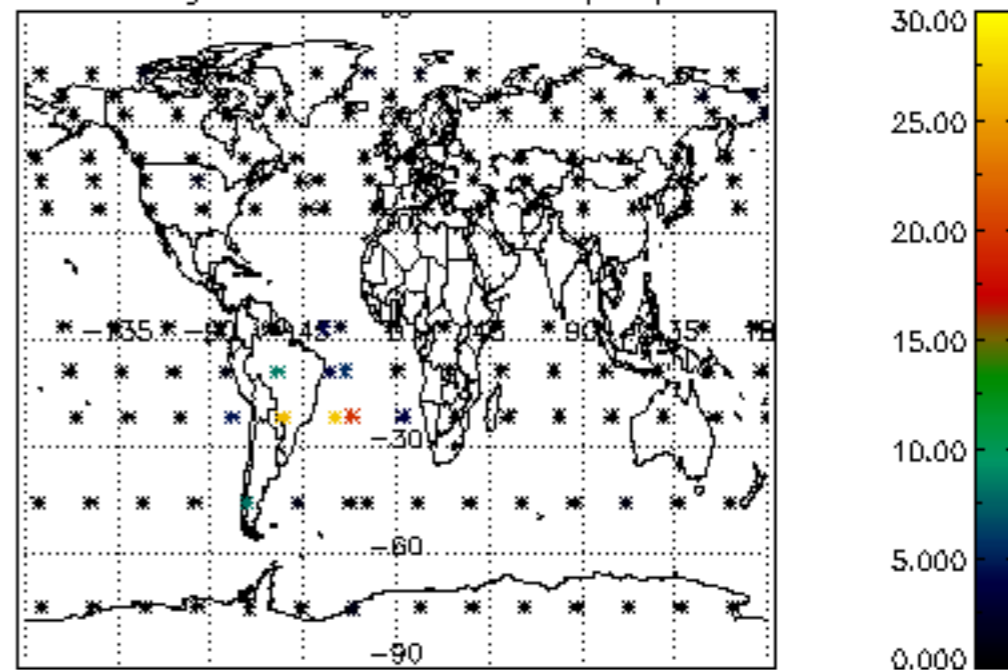
Percentage of datation errors per profile



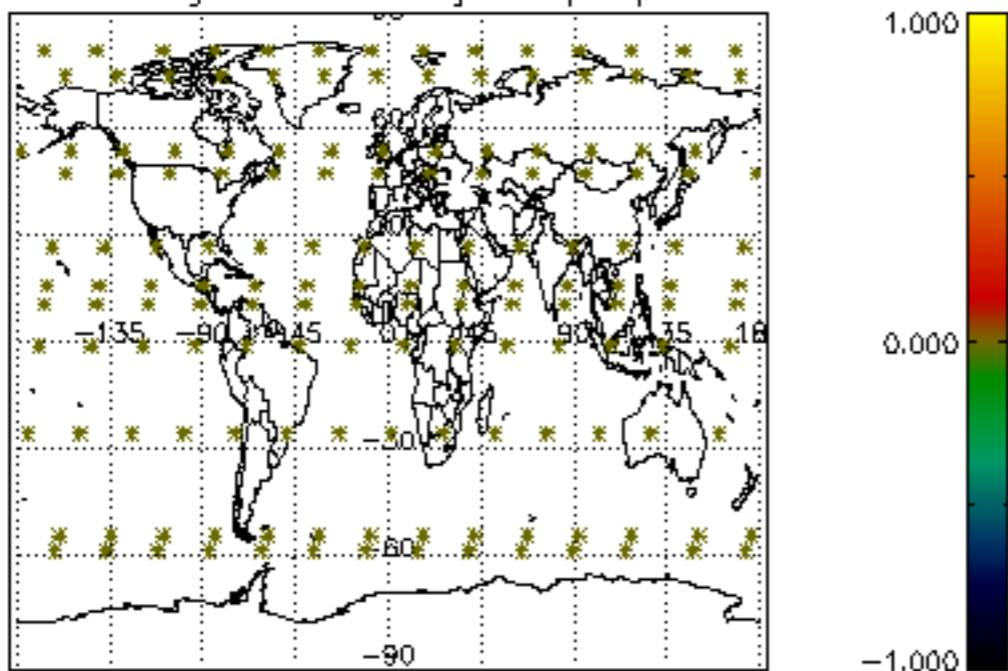
Percentage of star falling outside central band per profile



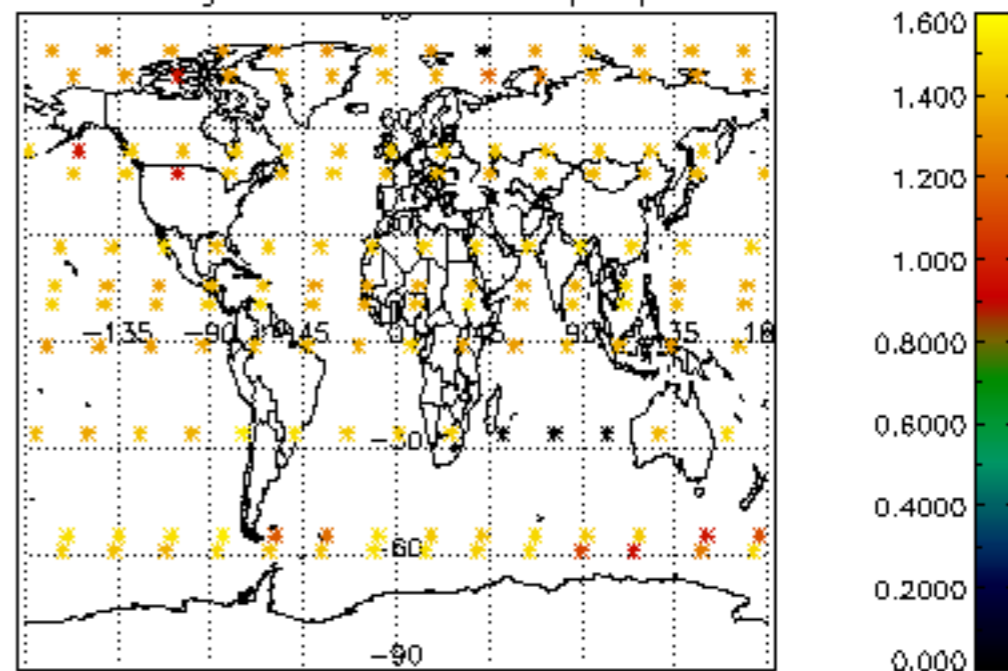
Percentage of saturation errors per profile



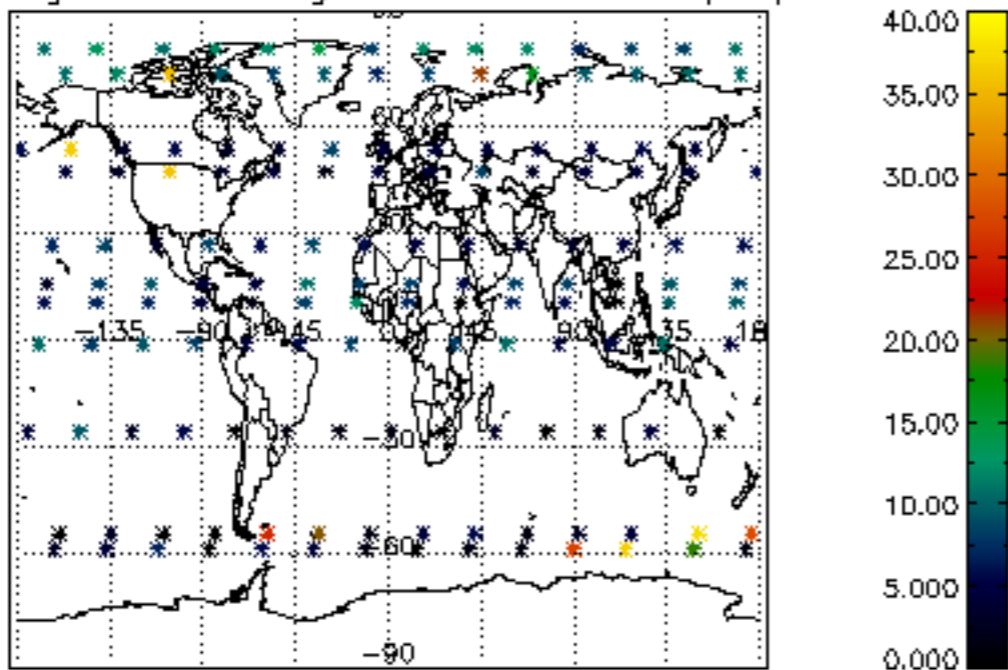
Percentage of cosmic ray hits per profile



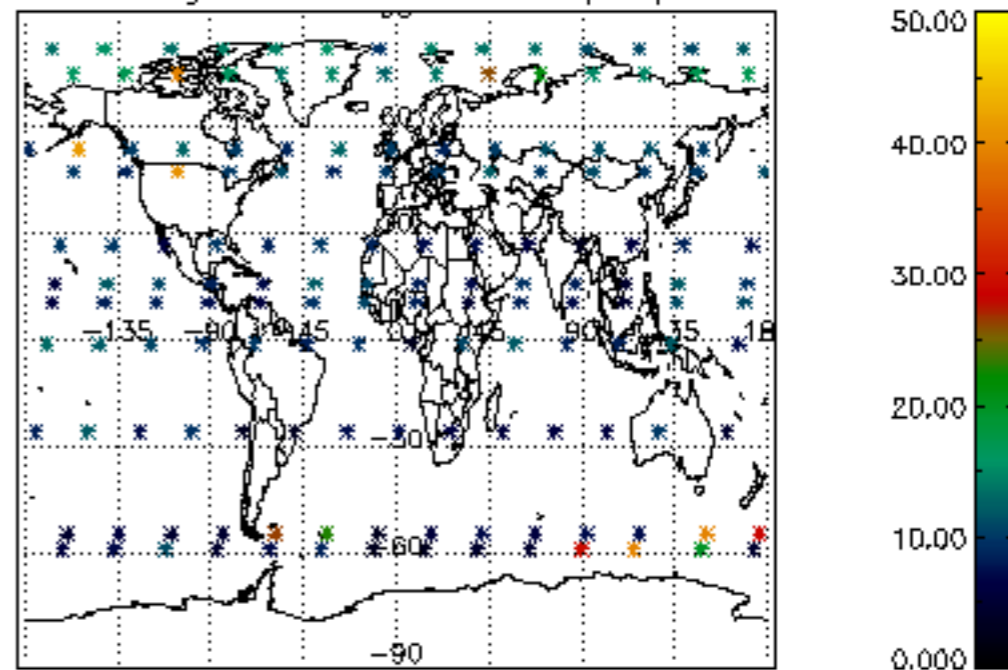
Percentage of datation errors per profile

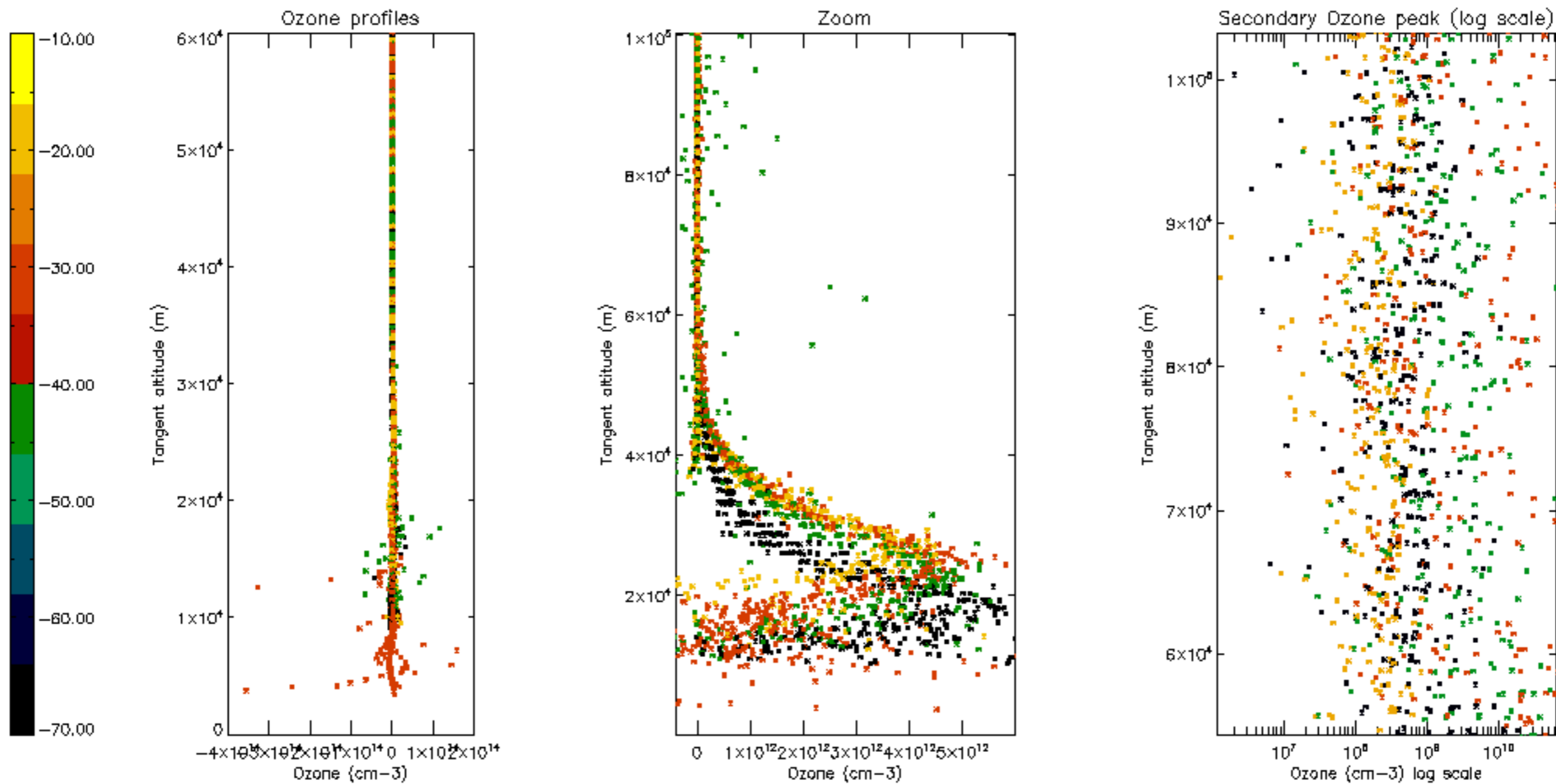


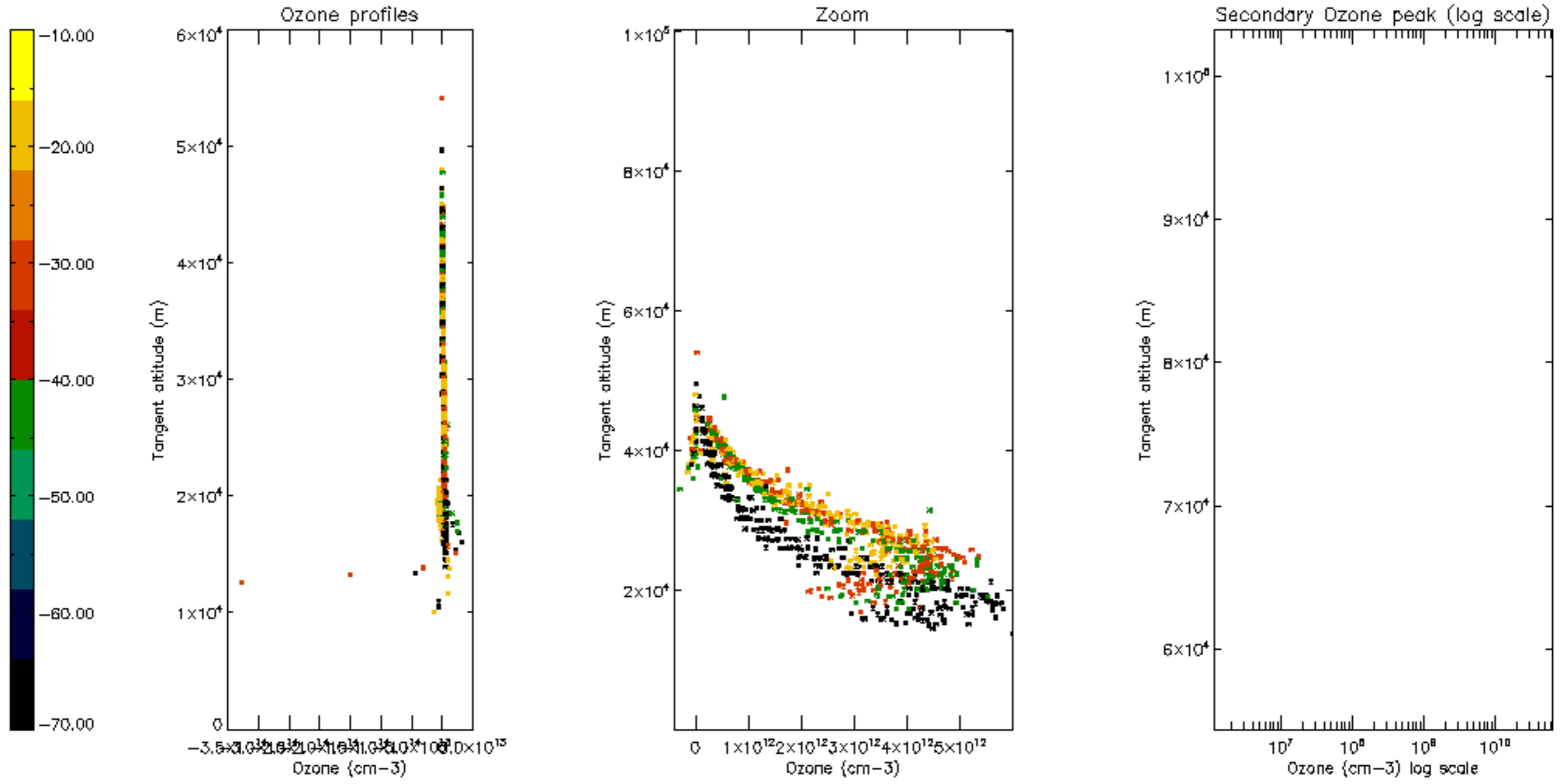
Percentage of star falling outside central band per profile

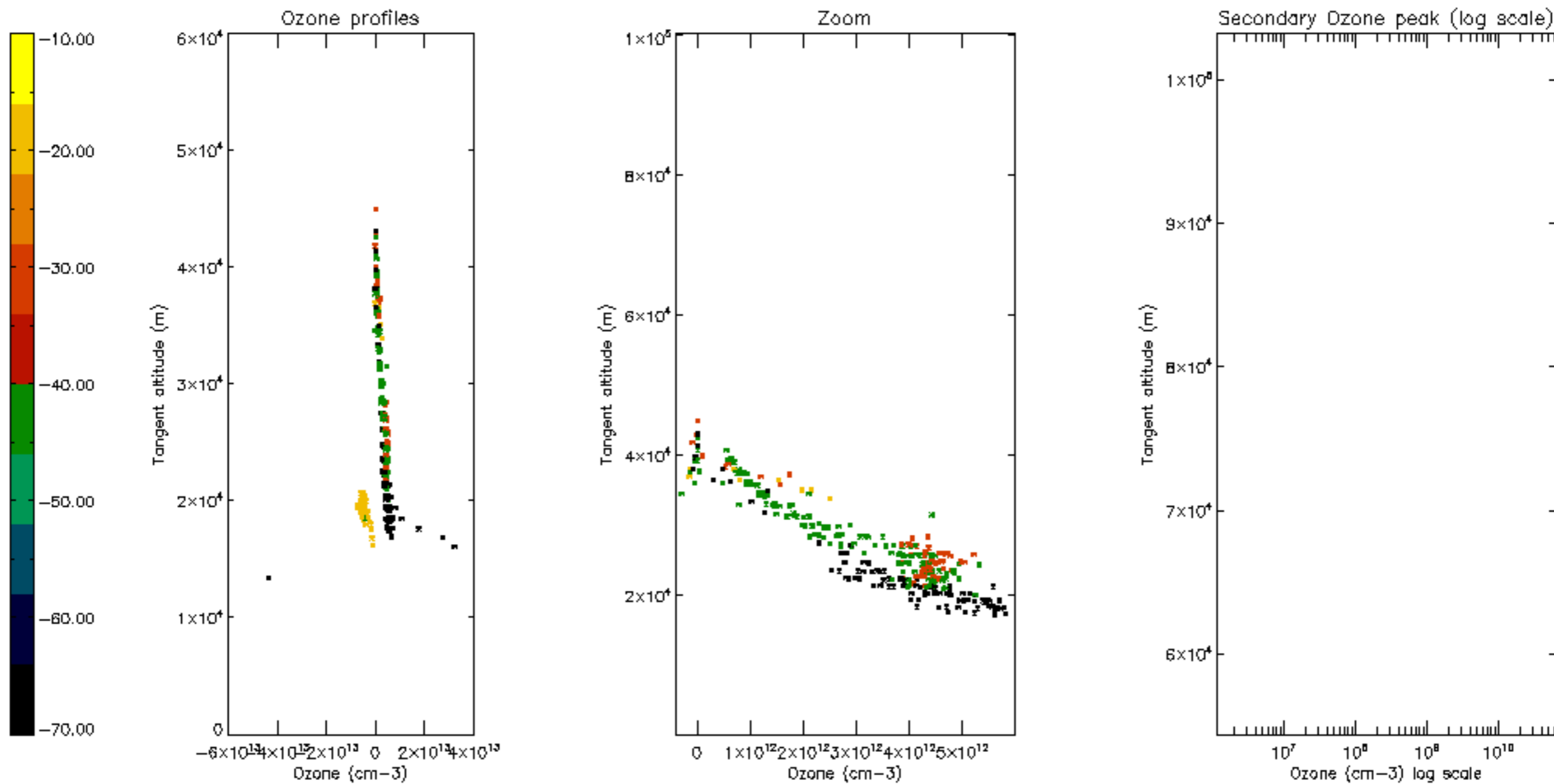


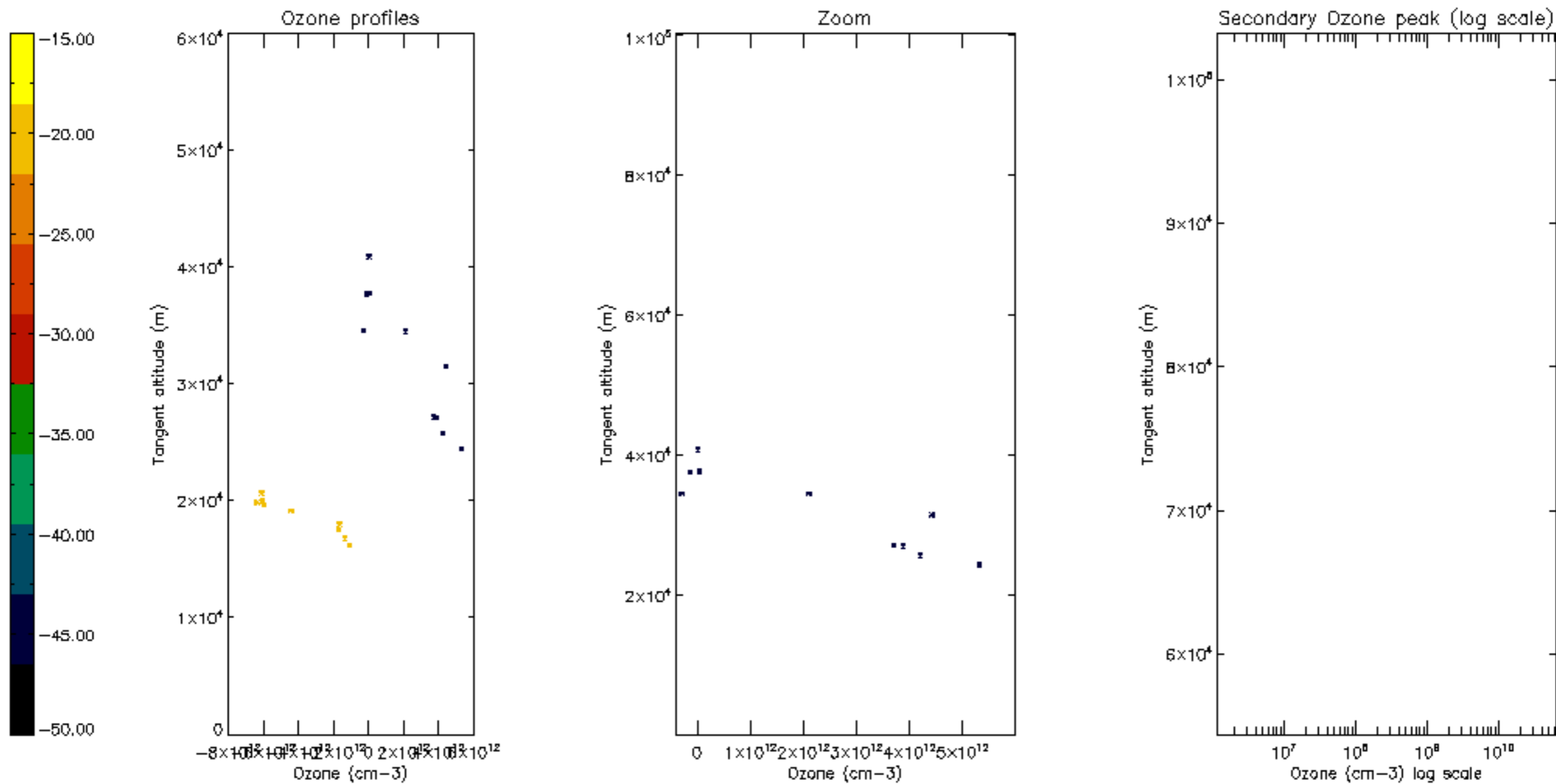
Percentage of saturation errors per profile

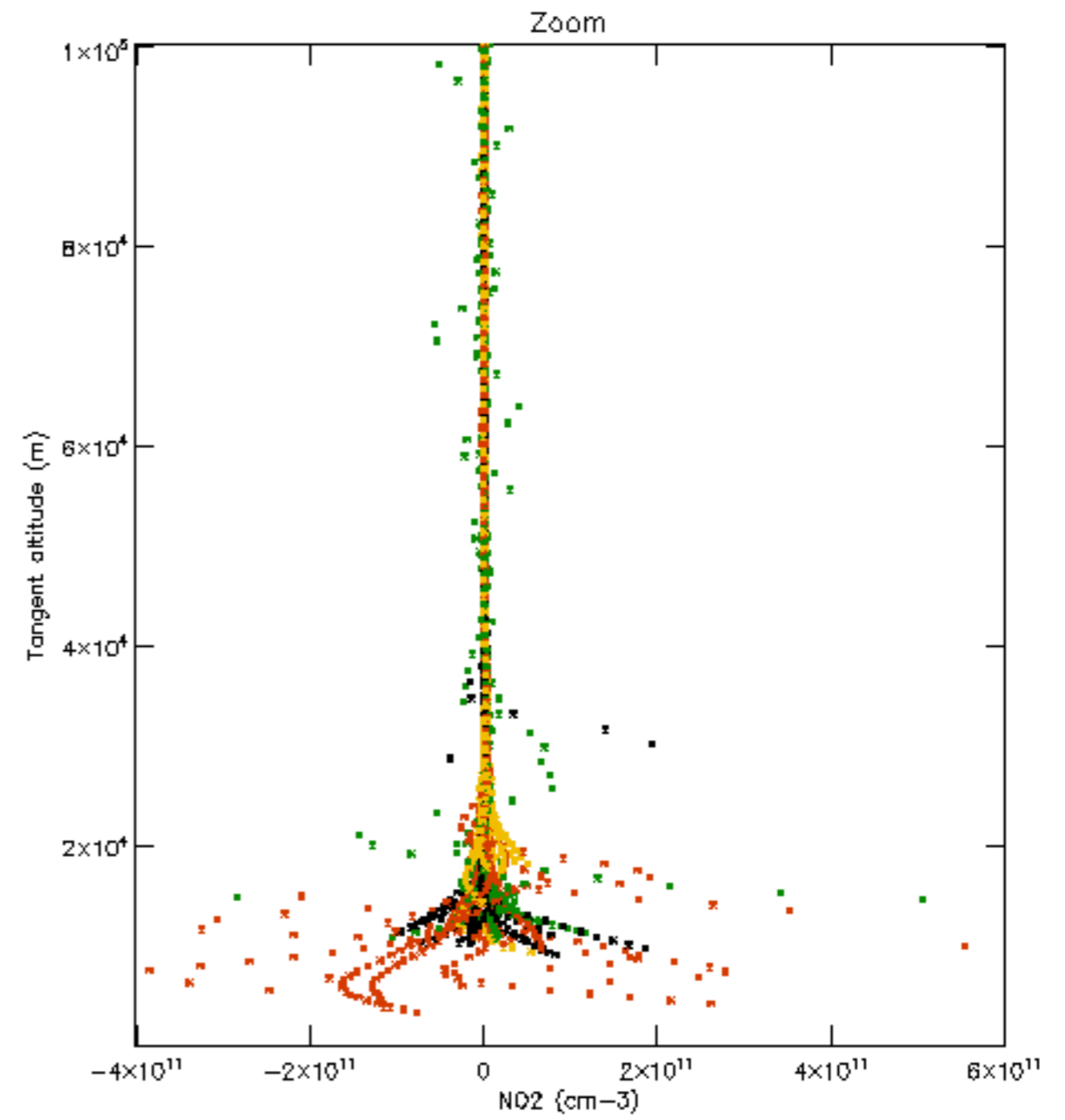
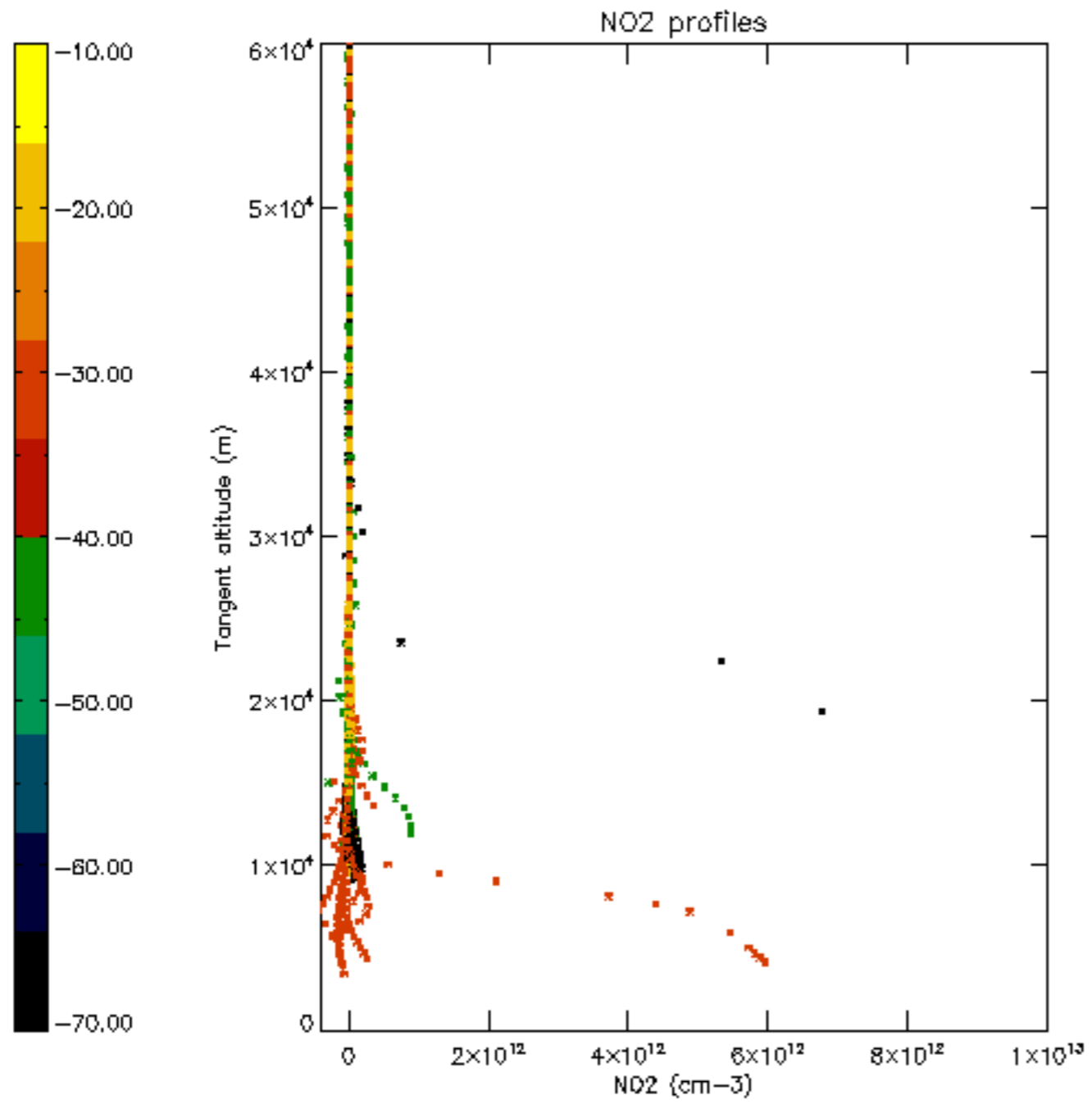


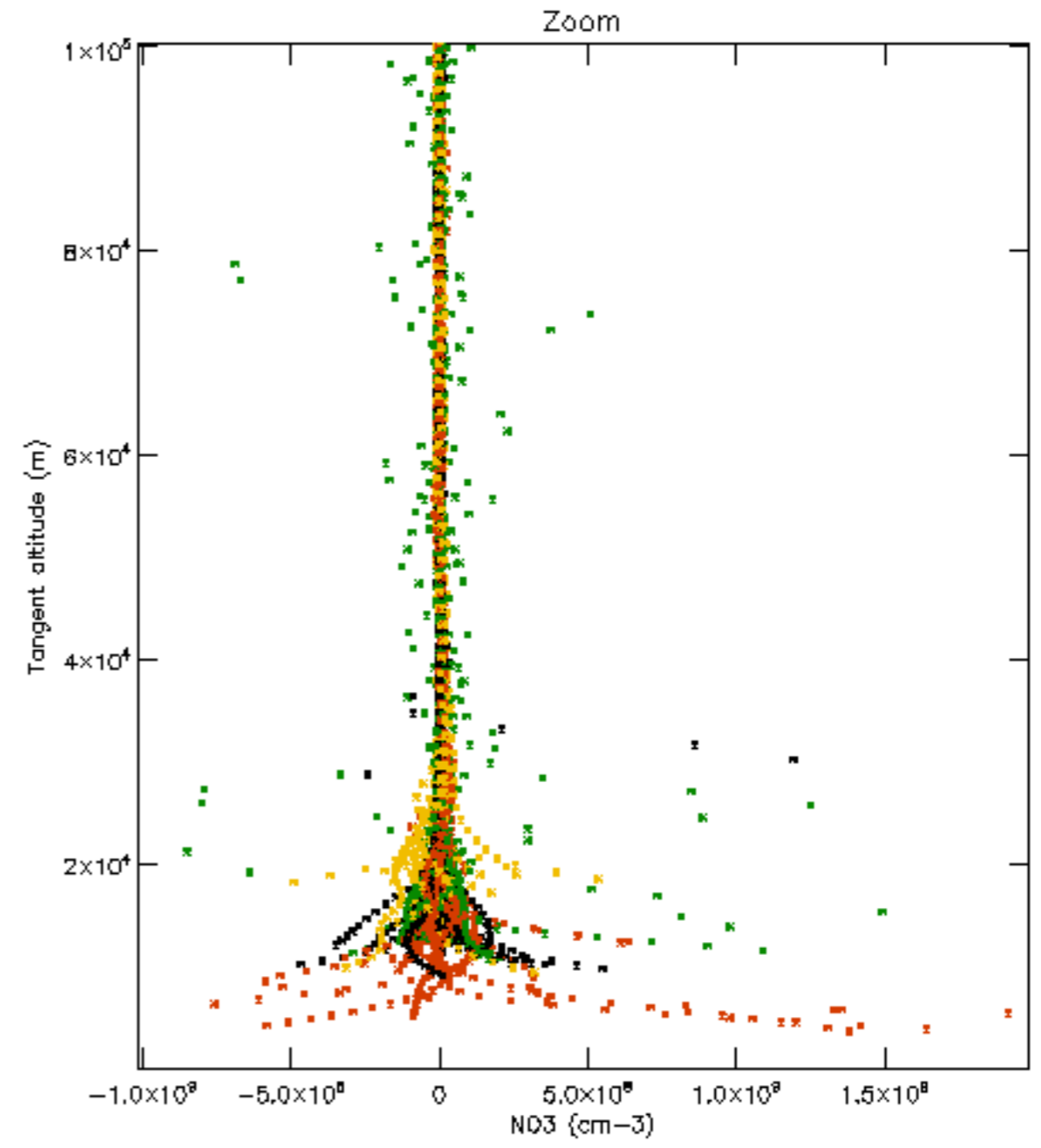
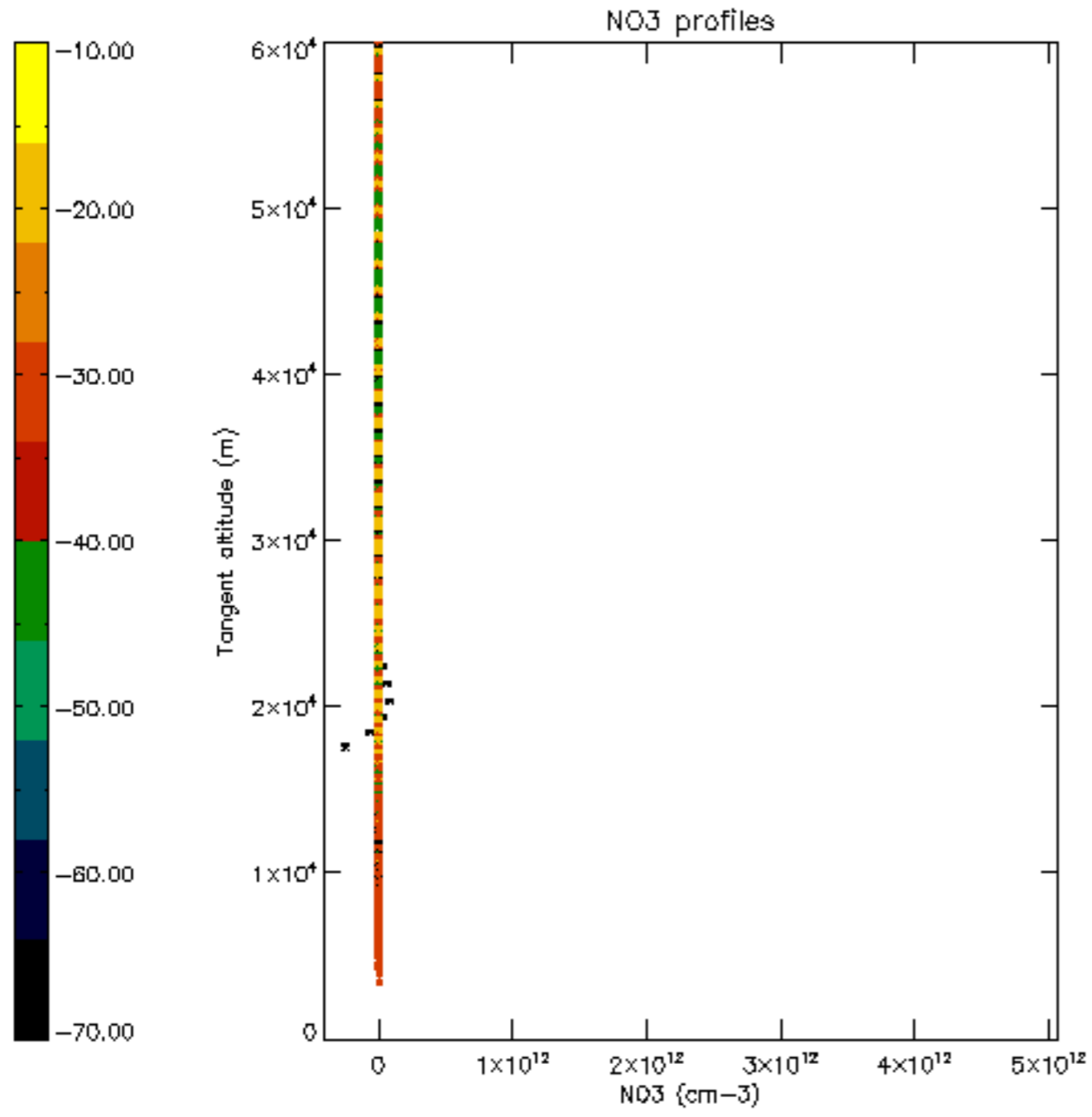


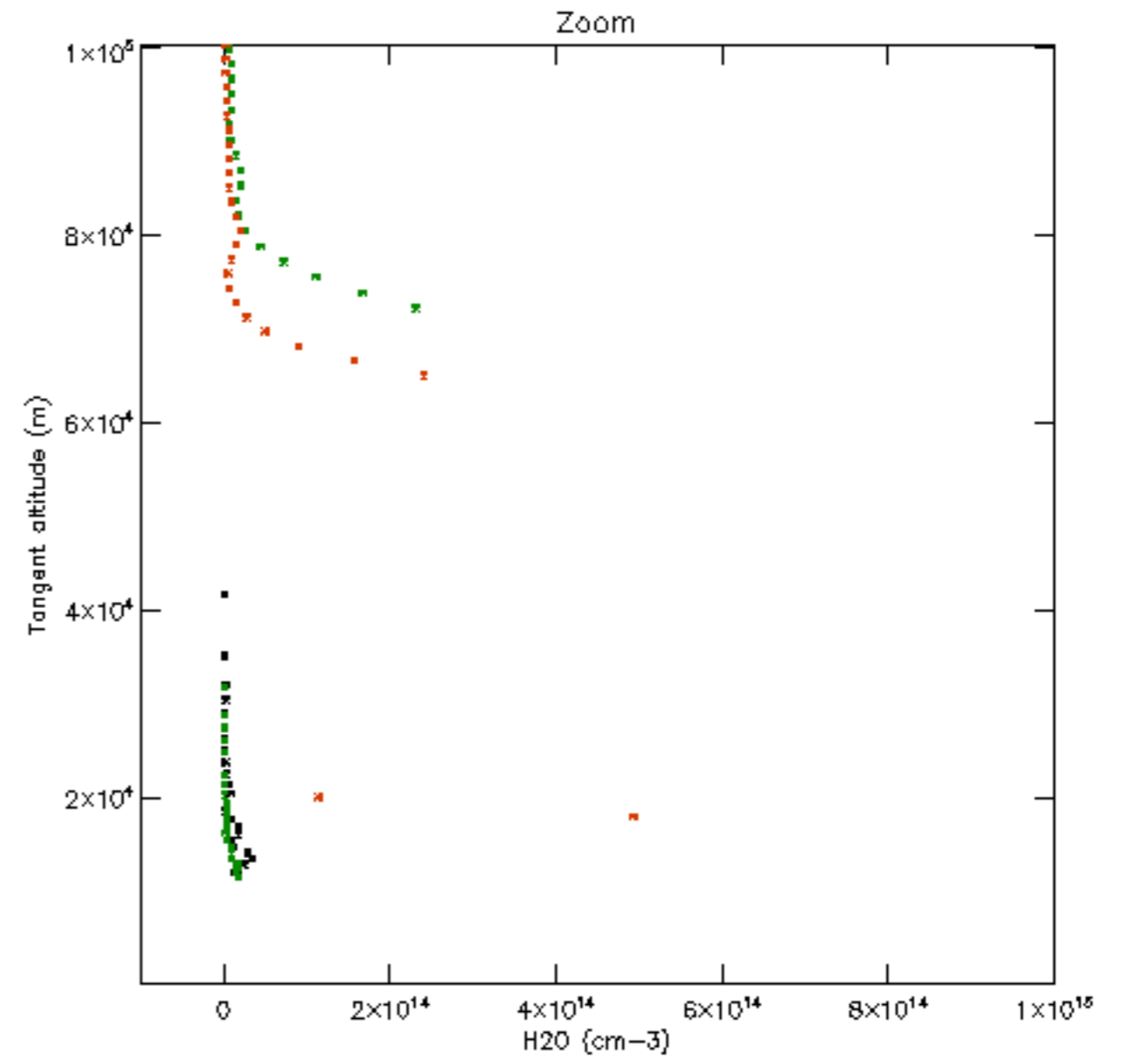
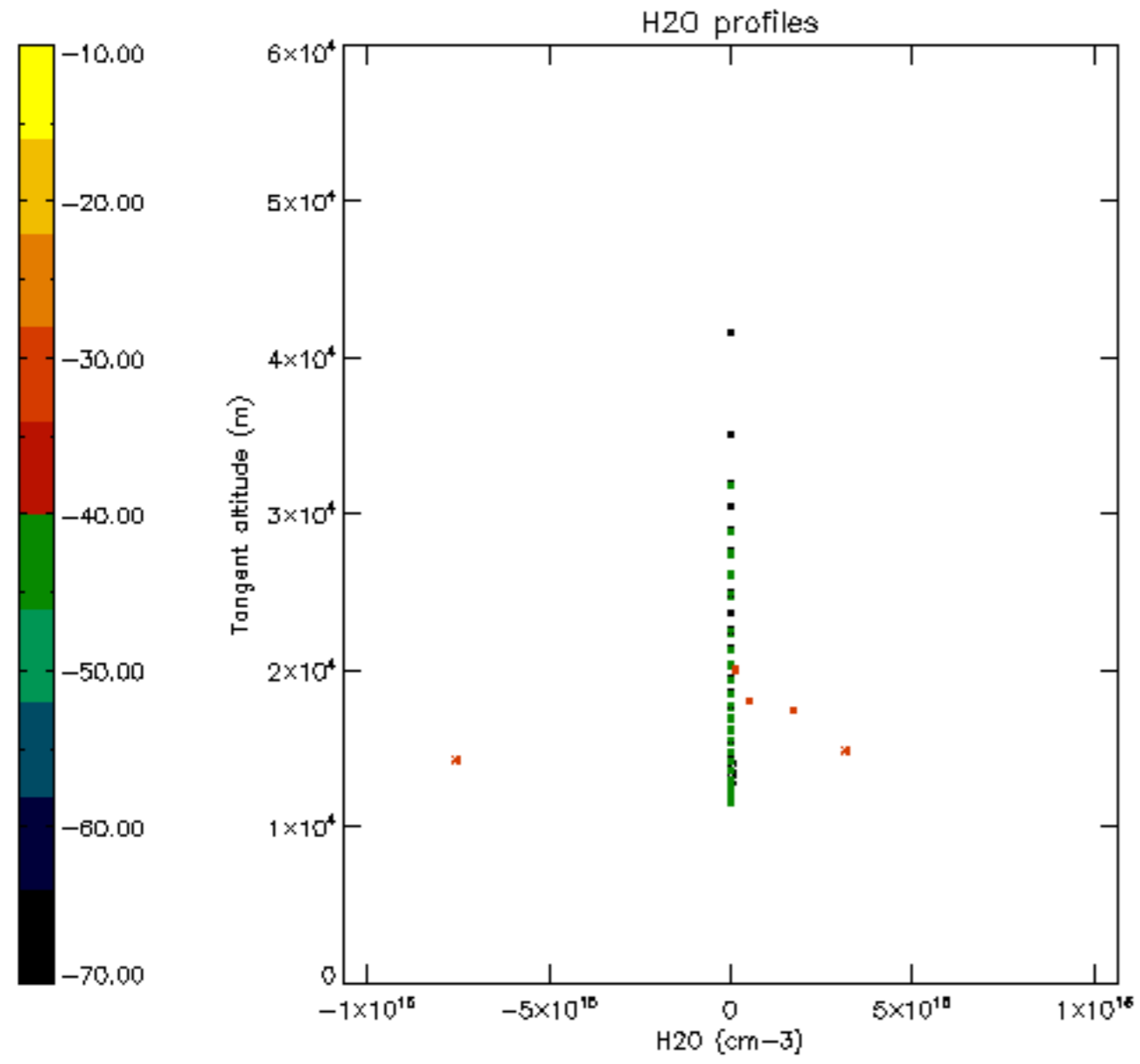


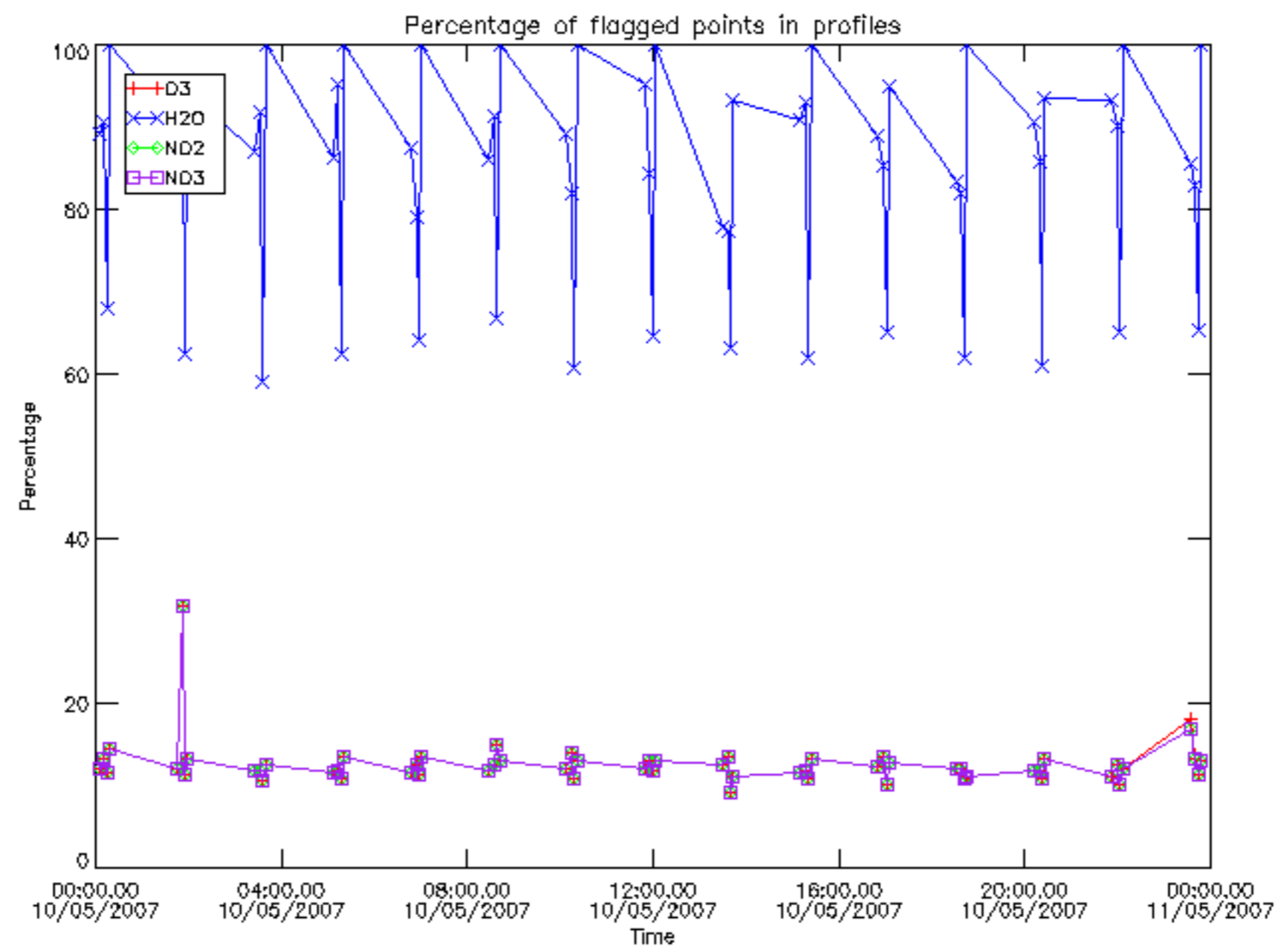




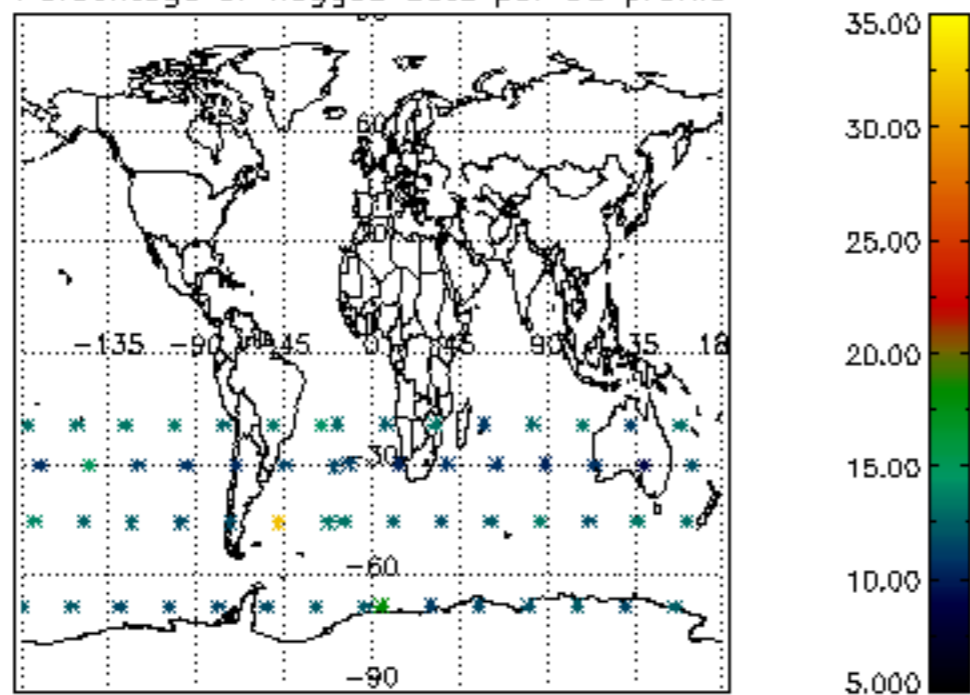




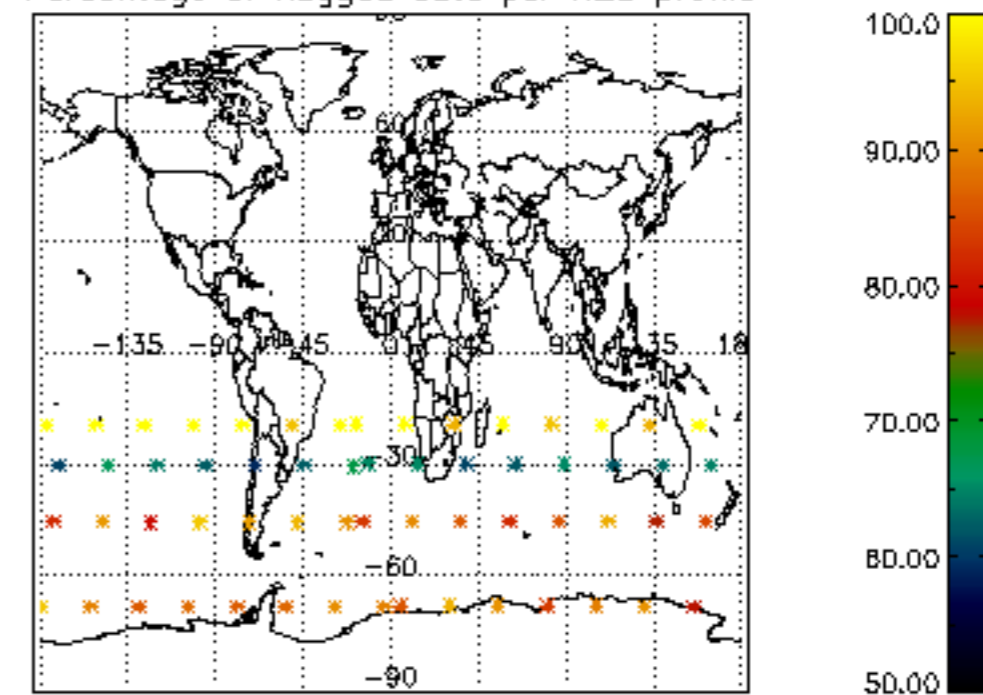




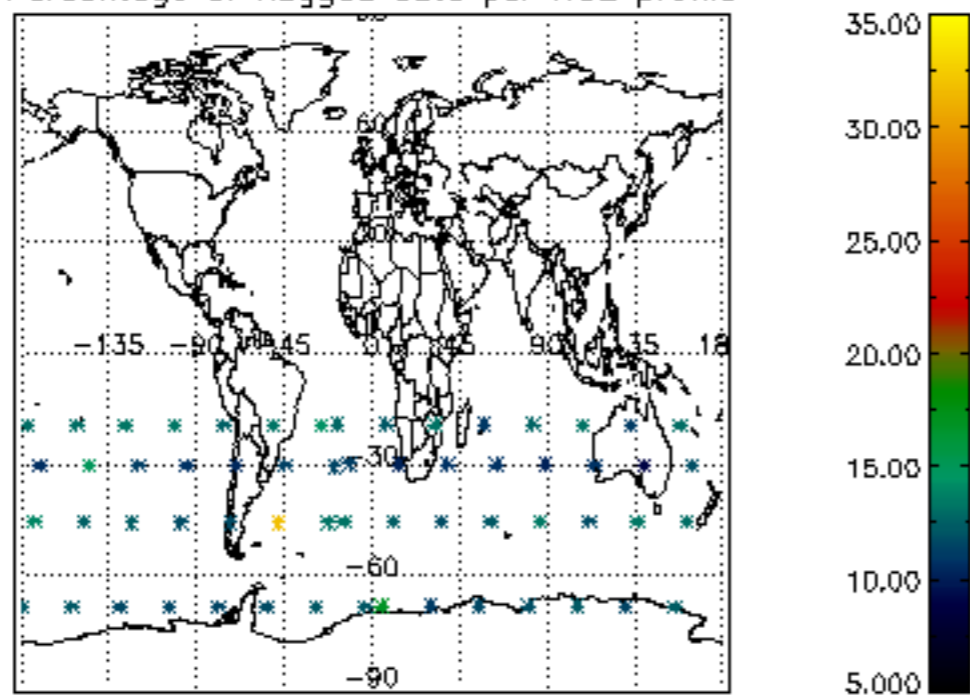
Percentage of flagged data per D3 profile



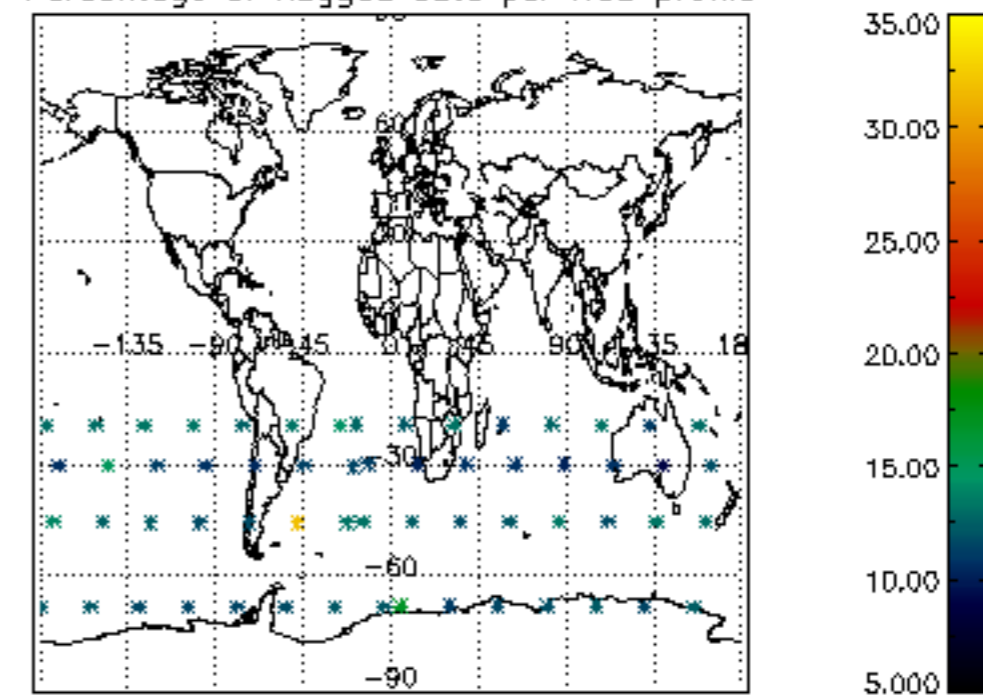
Percentage of flagged data per H2O profile

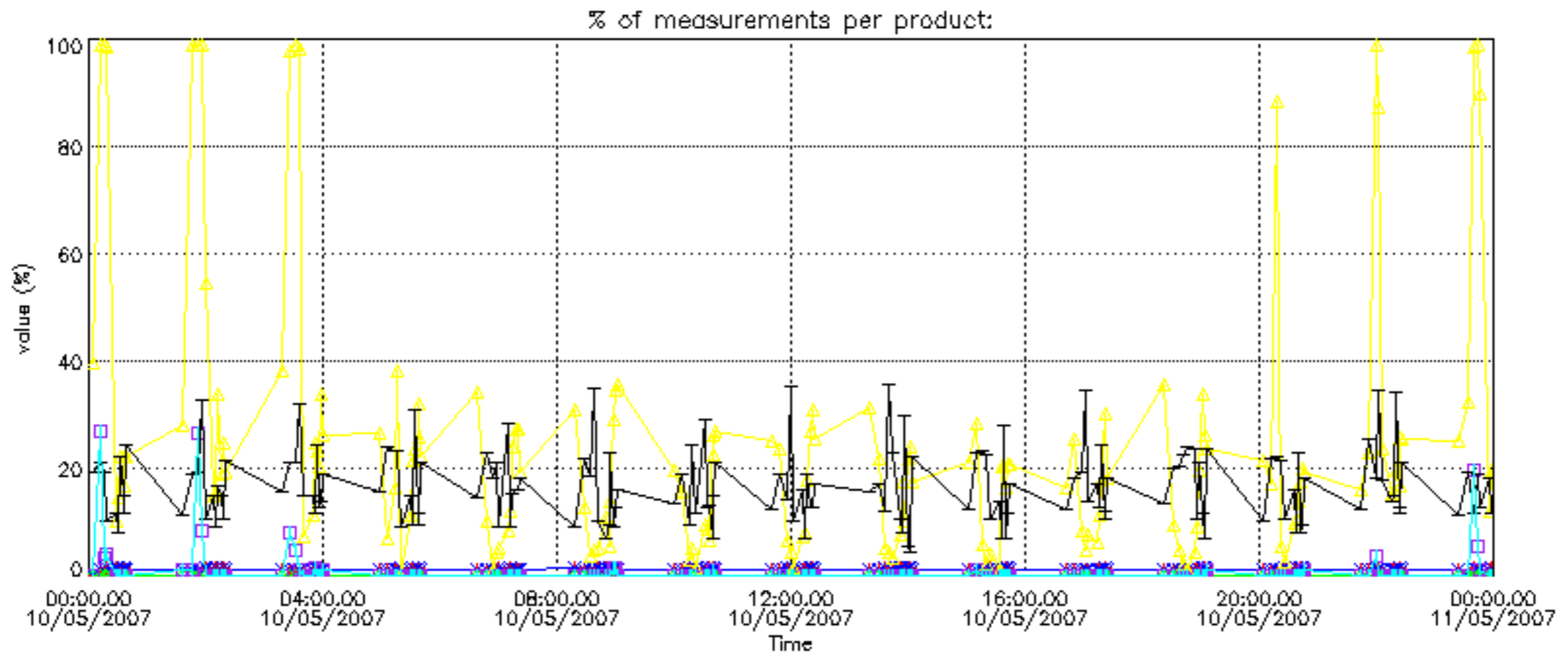


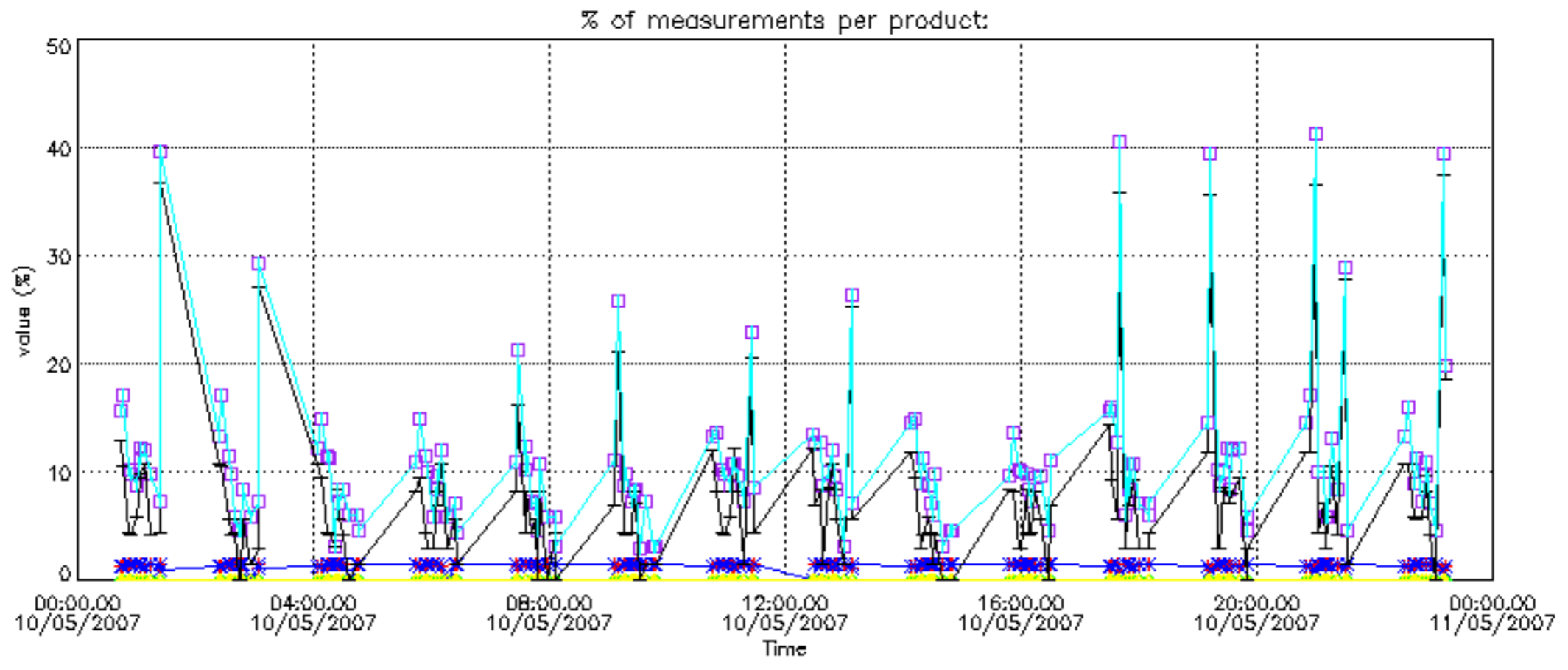
Percentage of flagged data per NO2 profile



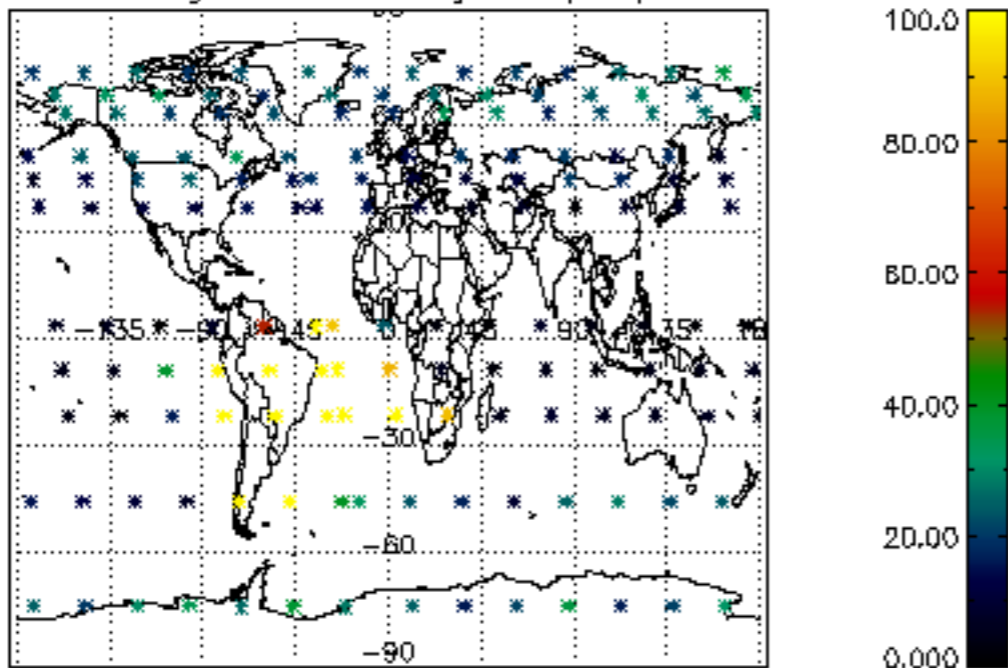
Percentage of flagged data per NO3 profile



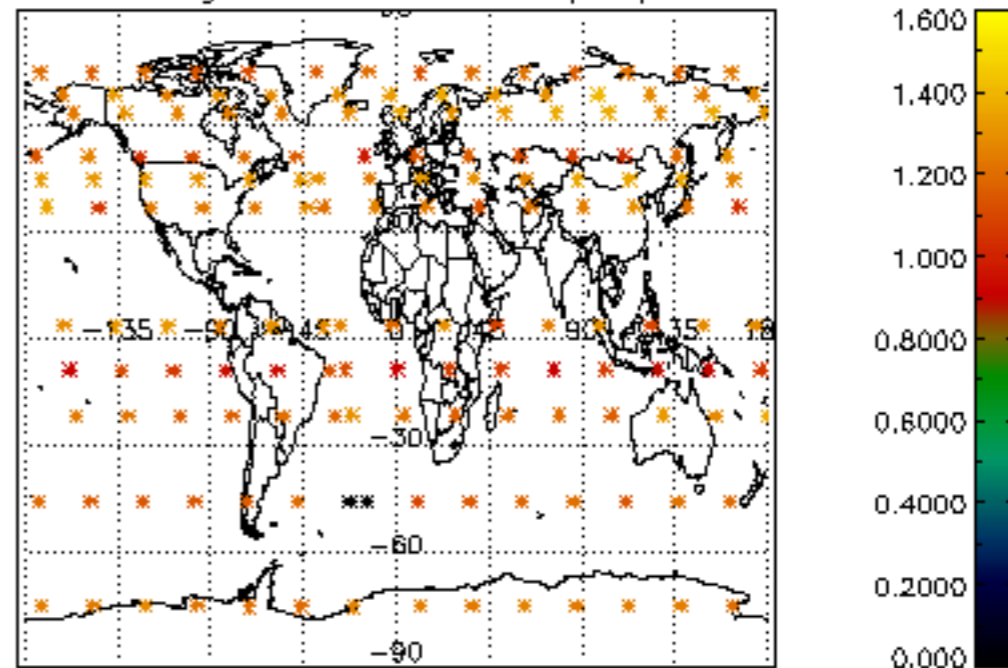




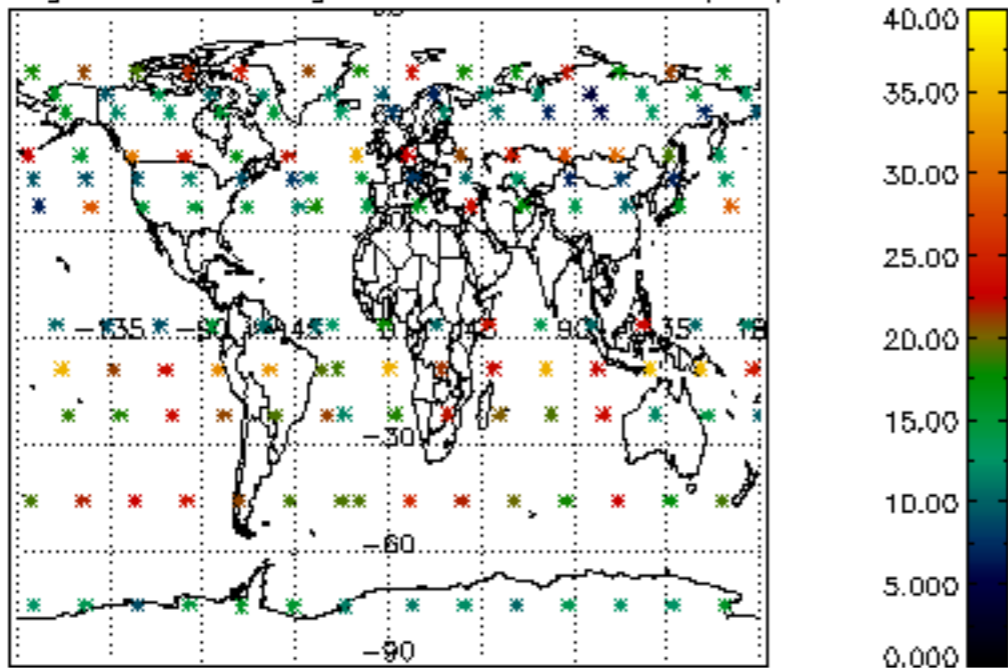
Percentage of cosmic ray hits per profile



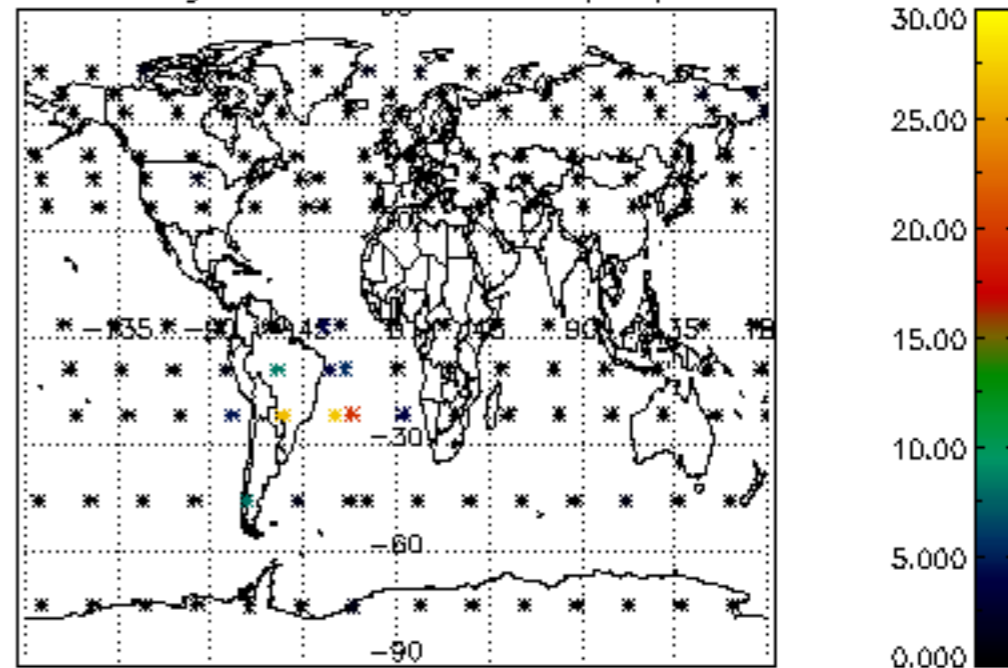
Percentage of datation errors per profile



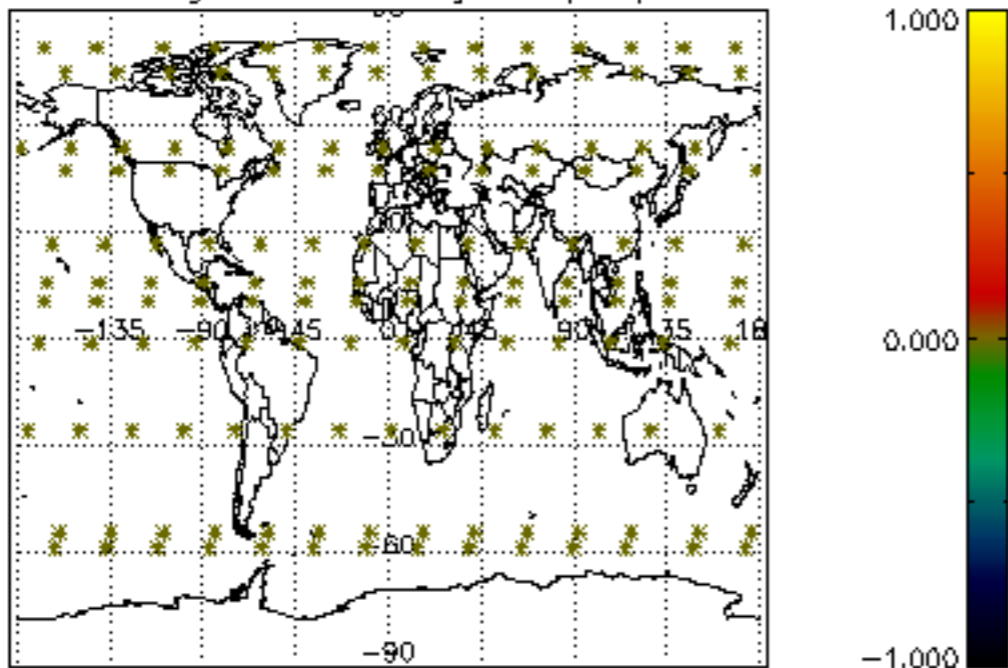
Percentage of star falling outside central band per profile



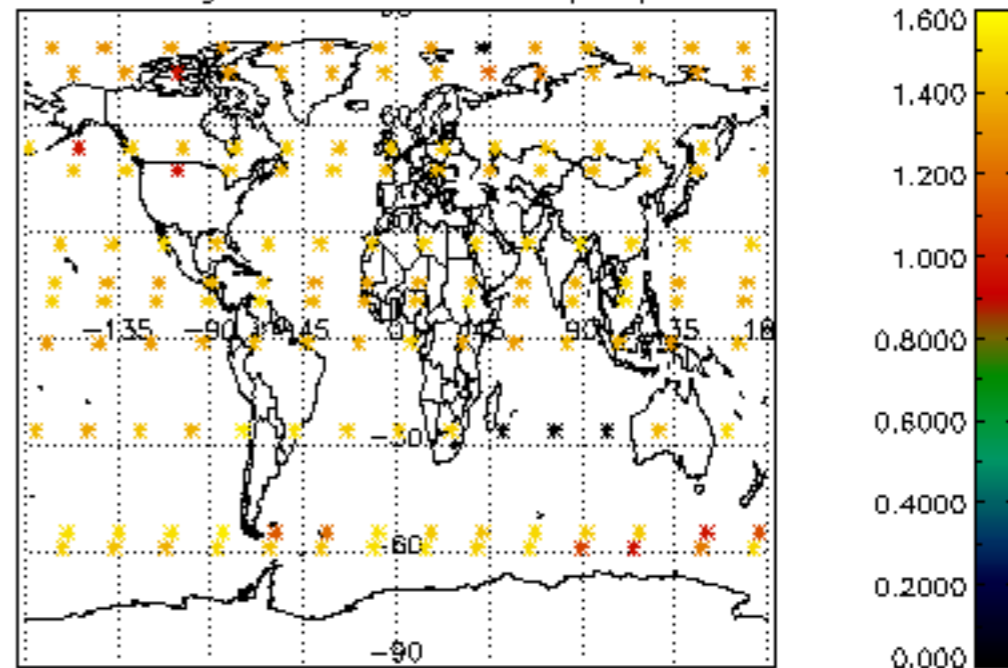
Percentage of saturation errors per profile



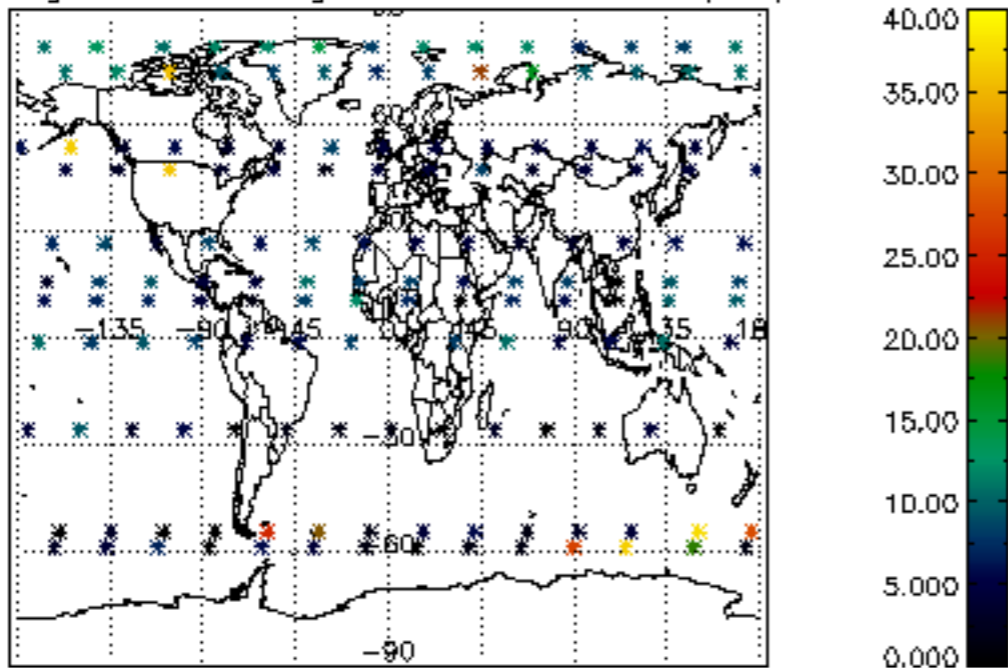
Percentage of cosmic ray hits per profile



Percentage of datation errors per profile



Percentage of star falling outside central band per profile



Percentage of saturation errors per profile

