

# GOMOS Level 2 Daily Report

## SUMMARY

### [1. General Info](#)

### [2. Summary of processed GOM\\_NL\\_2P products](#)

### [3. Level 2 Quality information per product](#)

#### [3.1 Plot of level 2 quality information per product \(time dependant\)](#)

#### [3.2 Plot of level 2 quality information per product \(world map\)](#)

### [4. Level 1 Quality information per product \(stored on level 2 products\)](#)

#### [4.1 Plot of level 1 quality information per product \(time dependant\)](#)

##### [4.1.1 Plot of level 1 quality information per product \(time dependant\): ASCENDING](#)

##### [4.1.2 Plot of level 1 quality information per product \(time dependant\): DESCENDING](#)

#### [4.2 Plot of level 1 quality information per product \(world map\)](#)

##### [4.2.1 Plot of level 1 quality information per product \(world map\): ASCENDING](#)

##### [4.2.2 Plot of level 1 quality information per product \(world map\): DESCENDING](#)

### [5. Ozone profiles based on quality statistics and other trace gas profiles](#)

#### [5.1 Ozone statistics based on quality of products](#)

#### [5.2 Plot ozone profiles for all STD \(dark without errors\)](#)

#### [5.3 Plot ozone profiles where STD < 20% \(dark without errors\)](#)

#### [5.4. Plot ozone profiles where STD < 10% \(dark without errors\)](#)

#### [5.5. Plot ozone profiles where STD < 5% \(dark without errors\)](#)

#### [5.6 Plot NO2 profiles for all STD \(dark without errors\)](#)

#### [5.7 Plot NO3 profiles for all STD \(dark without errors\)](#)

#### [5.8 Plot H2O profiles \(only for occultations of stars 1,2,3,4,13,14,16,26,63 dark without errors\) for all STD](#)

### [6. Auxiliary Data Files used for the production reported in section 2](#)

This report presents the daily analysis on parameters extracted from GOMOS level 2 data (GOM\_NL\_\_2P). It is intended to monitor some important parameters that will impact the quality of these products. A list of level 2 products (and content) that have arrived during the reporting day to the PCF is also given.

Item	Value
Time of report generation	22APR2013 19:22:10
Data source version	GOMOS/6.01
Start time of products	09-05-2007 (09MAY2007 00:00:00)
Stop time of products	10-05-2007 (10MAY2007 00:00:00)
Store outputs in DB	Yes
Nb of level 2 prods	255
Nb of prods with errors	0

## 2. Summary of processed GOM\_NL\_\_2P products.

Nr	Filename	UTC Start time	Limb	Duration	Star Id	Star Name	Star Mag	Star Temp	Nb Meas	Orbit	Prod. error
1	GOM_NL__2PRFIN20070509_000559_000000322058_00016_27124_8284.N1	09-MAY-2007 00:05:59	Bright	32.000	49	1Alp UMi	1.9900	6300.0	64	27124	No
2	GOM_NL__2PRFIN20070509_001407_000000522058_00016_27124_8285.N1	09-MAY-2007 00:14:07	Bright	52.000	76	27Gam Cas	2.3000	30000.	104	27124	No
3	GOM_NL__2PRFIN20070509_001522_000000362058_00016_27124_8286.N1	09-MAY-2007 00:15:22	Bright	35.500	68	18Alp Cas	2.2250	4500.0	71	27124	No
4	GOM_NL__2PRFIN20070509_002331_000000512058_00016_27124_8287.N1	09-MAY-2007 00:23:31	Bright	51.000	58	21Alp And	2.0730	11000.	102	27124	No
5	GOM_NL__2PRFIN20070509_002729_000000422058_00016_27124_8288.N1	09-MAY-2007 00:27:29	Twilight	41.500	140	88Gam Peg	2.8340	26000.	83	27124	No
6	GOM_NL__2PRFIN20070509_003614_000000442058_00016_27124_8289.N1	09-MAY-2007 00:36:14	Dark	44.000	52	16Bet Cet	2.0370	4500.0	88	27124	No
7	GOM_NL__2PRFIN20070509_004303_000000412058_00016_27124_8290.N1	09-MAY-2007 00:43:03	Dark	40.500	84	Alp Phe	2.3970	4500.0	81	27124	No
8	GOM_NL__2PRFIN20070509_004632_000000462058_00016_27124_8291.N1	09-MAY-2007 00:46:32	Dark	46.000	63	Bet Gru	2.1500	2800.0	92	27124	No
9	GOM_NL__2PRFIN20070509_023038_000000402058_00018_27126_8275.N1	09-MAY-2007 02:30:38	Dark	40.000	148	Alp Tuc	2.8780	4100.0	80	27126	No
10	GOM_NL__2PRFIN20070509_024000_000000402058_00018_27126_8276.N1	09-MAY-2007 02:40:00	Straylight	40.000	43	Alp TrA	1.9100	4250.0	80	27126	No
11	GOM_NL__2PRFIN20070509_024212_000000372058_00018_27126_8277.N1	09-MAY-2007 02:42:12	Straylight	37.000	134	Bet TrA	2.8100	6600.0	74	27126	No
12	GOM_NL__2PRFIN20070509_024405_000000472058_00018_27126_8278.N1	09-MAY-2007 02:44:05	Straylight	47.000	4	Alp1Cen	-0.010000	5800.0	94	27126	No
13	GOM_NL__2PRFIN20070509_024735_000000402058_00018_27126_8279.N1	09-MAY-2007 02:47:35	Straylight	39.500	78	Alp Lup	2.3040	28000.	79	27126	No
14	GOM_NL__2PRFIN20070509_024906_000000382058_00018_27126_8280.N1	09-MAY-2007 02:49:06	Straylight	38.000	81	Eta Cen	2.3560	28000.	76	27126	No
15	GOM_NL__2PRFIN20070509_025106_000000422058_00018_27126_8281.N1	09-MAY-2007 02:51:06	Tw_and_stray	41.500	54	5The Cen	2.0550	4500.0	83	27126	No
16	GOM_NL__2PRFIN20070509_025516_000000362058_00018_27126_8282.N1	09-MAY-2007 02:55:16	Bright	36.000	169	46Gam Hya	2.9910	4700.0	72	27126	No
17	GOM_NL__2PRFIN20070509_025832_000000372058_00018_27126_8283.N1	09-MAY-2007 02:58:32	Bright	36.500	15	67Alp Vir	0.97600	28000.	73	27126	No
18	GOM_NL__2PRFIN20070509_030453_000000352058_00018_27126_8284.N1	09-MAY-2007 03:04:53	Bright	35.000	138	47Eps Vir	2.8280	4700.0	70	27126	No
19	GOM_NL__2PRFIN20070509_030647_000000362058_00018_27126_8285.N1	09-MAY-2007 03:06:47	Bright	36.000	111	8Eta Boo	2.6800	6000.0	72	27126	No
20	GOM_NL__2PRFIN20070509_031230_000000352058_00018_27126_8286.N1	09-MAY-2007 03:12:30	Bright	34.500	152	12Alp2CVn	2.8900	11000.	69	27126	No
21	GOM_NL__2PRFIN20070509_031537_000000362058_00018_27126_8287.N1	09-MAY-2007 03:15:37	Bright	36.000	39	85Eta UMa	1.8540	24000.	72	27126	No
22	GOM_NL__2PRFIN20070509_031706_000000372058_00018_27126_8288.N1	09-MAY-2007 03:17:06	Bright	36.500	55	79Zet UMa	2.0600	10200.	73	27126	No
23	GOM_NL__2PRFIN20070509_032011_000000532058_00018_27126_8289.N1	09-MAY-2007 03:20:11	Bright	53.000	36	50Alp UMa	1.8000	6300.0	106	27126	No
24	GOM_NL__2PRFIN20070509_032711_000000352058_00018_27126_8290.N1	09-MAY-2007 03:27:11	Bright	34.500	49	1Alp UMi	1.9900	6300.0	69	27126	No
25	GOM_NL__2PRFIN20070509_033519_000000352058_00018_27126_8291.N1	09-MAY-2007 03:35:19	Bright	34.500	76	27Gam Cas	2.3000	30000.	69	27126	No
26	GOM_NL__2PRFIN20070509_033634_000000362058_00018_27126_8292.N1	09-MAY-2007 03:36:34	Bright	35.500	68	18Alp Cas	2.2250	4500.0	71	27126	No
27	GOM_NL__2PRFIN20070509_034443_000000542058_00018_27126_8293.N1	09-MAY-2007 03:44:43	Bright	54.000	58	21Alp And	2.0730	11000.	108	27126	No
28	GOM_NL__2PRFIN20070509_034841_000000412058_00018_27126_8294.N1	09-MAY-2007 03:48:41	Twilight	40.500	140	88Gam Peg	2.8340	26000.	81	27126	No
29	GOM_NL__2PRFIN20070509_035726_000000422058_00018_27126_8295.N1	09-MAY-2007 03:57:26	Dark	41.500	52	16Bet Cet	2.0370	4500.0	83	27126	No
30	GOM_NL__2PRFIN20070509_040416_000000422058_00018_27126_8296.N1	09-MAY-2007 04:04:16	Dark	41.500	84	Alp Phe	2.3970	4500.0	83	27126	No
31	GOM_NL__2PRFIN20070509_040745_000000552058_00018_27126_8297.N1	09-MAY-2007 04:07:45	Dark	55.000	63	Bet Gru	2.1500	2800.0	110	27126	No
32	GOM_NL__2PRFIN20070509_042037_000000402058_00019_27127_8198.N1	09-MAY-2007 04:20:37	Straylight	40.000	43	Alp TrA	1.9100	4250.0	80	27127	No
33	GOM_NL__2PRFIN20070509_042248_000000382058_00019_27127_8199.N1	09-MAY-2007 04:22:48	Straylight	38.000	134	Bet TrA	2.8100	6600.0	76	27127	No
34	GOM_NL__2PRFIN20070509_042441_000000412058_00019_27127_8200.N1	09-MAY-2007 04:24:41	Straylight	41.000	4	Alp1Cen	-0.010000	5800.0	82	27127	No
35	GOM_NL__2PRFIN20070509_042811_000000402058_00019_27127_8201.N1	09-MAY-2007 04:28:11	Straylight	39.500	78	Alp Lup	2.3040	28000.	79	27127	No
36	GOM_NL__2PRFIN20070509_042943_000000392058_00019_27127_8202.N1	09-MAY-2007 04:29:43	Straylight	39.000	81	Eta Cen	2.3560	28000.	78	27127	No
37	GOM_NL__2PRFIN20070509_043142_000000422058_00019_27127_8203.N1	09-MAY-2007 04:31:42	Tw_and_stray	41.500	54	5The Cen	2.0550	4500.0	83	27127	No
38	GOM_NL__2PRFIN20070509_043553_000000382058_00019_27127_8204.N1	09-MAY-2007 04:35:53	Bright	37.500	169	46Gam Hya	2.9910	4700.0	75	27127	No
39	GOM_NL__2PRFIN20070509_043909_000000372058_00019_27127_8205.N1	09-MAY-2007 04:39:09	Bright	36.500	15	67Alp Vir	0.97600	28000.	73	27127	No
40	GOM_NL__2PRFIN20070509_044529_000000352058_00019_27127_8206.N1	09-MAY-2007 04:45:29	Bright	35.000	138	47Eps Vir	2.8280	4700.0	70	27127	No
41	GOM_NL__2PRFIN20070509_044723_000000362058_00019_27127_8207.N1	09-MAY-2007 04:47:23	Bright	36.000	111	8Eta Boo	2.6800	6000.0	72	27127	No
42	GOM_NL__2PRFIN20070509_045306_000000342058_00019_27127_8208.N1	09-MAY-2007 04:53:06	Bright	34.000	152	12Alp2CVn	2.8900	11000.	68	27127	No

43	GOM_NL__2PRFIN20070509_045613_000000372058_00019_27127_8209.N1	09-MAY-2007 04:56:13	Bright	37.000	39	85Eta UMa	1.8540	24000.	74	27127	No
44	GOM_NL__2PRFIN20070509_045742_000000372058_00019_27127_8210.N1	09-MAY-2007 04:57:42	Bright	36.500	55	79Zet UMa	2.0600	10200.	73	27127	No
45	GOM_NL__2PRFIN20070509_050047_000000362058_00019_27127_8211.N1	09-MAY-2007 05:00:47	Bright	35.500	36	50Alp UMa	1.8000	6300.0	71	27127	No
46	GOM_NL__2PRFIN20070509_050747_000000352058_00019_27127_8212.N1	09-MAY-2007 05:07:47	Bright	35.000	49	1Alp UMi	1.9900	6300.0	70	27127	No
47	GOM_NL__2PRFIN20070509_051555_000000352058_00019_27127_8213.N1	09-MAY-2007 05:15:55	Bright	34.500	76	27Gam Cas	2.3000	30000.	69	27127	No
48	GOM_NL__2PRFIN20070509_051710_000000352058_00019_27127_8214.N1	09-MAY-2007 05:17:10	Bright	35.000	68	18Alp Cas	2.2250	4500.0	70	27127	No
49	GOM_NL__2PRFIN20070509_052519_000000472058_00019_27127_8215.N1	09-MAY-2007 05:25:19	Bright	46.500	58	21Alp And	2.0730	11000.	93	27127	No
50	GOM_NL__2PRFIN20070509_052918_000000412058_00019_27127_8216.N1	09-MAY-2007 05:29:18	Twilight	40.500	140	88Gam Peg	2.8340	26000.	81	27127	No
51	GOM_NL__2PRFIN20070509_053802_000000432058_00019_27127_8217.N1	09-MAY-2007 05:38:02	Dark	43.000	52	16Bet Cet	2.0370	4500.0	86	27127	No
52	GOM_NL__2PRFIN20070509_054452_000000422058_00019_27127_8218.N1	09-MAY-2007 05:44:52	Dark	41.500	84	Alp Phe	2.3970	4500.0	83	27127	No
53	GOM_NL__2PRFIN20070509_054821_000000462058_00019_27127_8219.N1	09-MAY-2007 05:48:21	Dark	45.500	63	Bet Gru	2.1500	2800.0	91	27127	No
54	GOM_NL__2PRFIN20070509_091303_000000392058_00022_27130_8033.N1	09-MAY-2007 09:13:03	Dark	39.000	148	Alp Tuc	2.8780	4100.0	78	27130	No
55	GOM_NL__2PRFIN20070509_092225_000000392058_00022_27130_8034.N1	09-MAY-2007 09:22:25	Straylight	39.000	43	Alp TrA	1.9100	4250.0	78	27130	No
56	GOM_NL__2PRFIN20070509_092437_000000382058_00022_27130_8035.N1	09-MAY-2007 09:24:37	Straylight	37.500	134	Bet TrA	2.8100	6600.0	75	27130	No
57	GOM_NL__2PRFIN20070509_092629_000000432058_00022_27130_8036.N1	09-MAY-2007 09:26:29	Straylight	42.500	4	Alp1Cen	-0.010000	5800.0	85	27130	No
58	GOM_NL__2PRFIN20070509_093000_000000402058_00022_27130_8037.N1	09-MAY-2007 09:30:00	Straylight	39.500	78	Alp Lup	2.3040	28000.	79	27130	No
59	GOM_NL__2PRFIN20070509_093131_000000392058_00022_27130_8038.N1	09-MAY-2007 09:31:31	Straylight	39.000	81	Eta Cen	2.3560	28000.	78	27130	No
60	GOM_NL__2PRFIN20070509_093331_000000422058_00022_27130_8039.N1	09-MAY-2007 09:33:31	Tw_and_stray	41.500	54	5The Cen	2.0550	4500.0	83	27130	No
61	GOM_NL__2PRFIN20070509_093741_000000382058_00022_27130_8040.N1	09-MAY-2007 09:37:41	Bright	38.000	169	46Gam Hya	2.9910	4700.0	76	27130	No
62	GOM_NL__2PRFIN20070509_094057_000000382058_00022_27130_8041.N1	09-MAY-2007 09:40:57	Bright	37.500	15	67Alp Vir	0.97600	28000.	75	27130	No
63	GOM_NL__2PRFIN20070509_094718_000000352058_00022_27130_8042.N1	09-MAY-2007 09:47:18	Bright	35.000	138	47Eps Vir	2.8280	4700.0	70	27130	No
64	GOM_NL__2PRFIN20070509_094911_000000382058_00022_27130_8043.N1	09-MAY-2007 09:49:11	Bright	37.500	111	8Eta Boo	2.6800	6000.0	75	27130	No
65	GOM_NL__2PRFIN20070509_095454_000000342058_00022_27130_8044.N1	09-MAY-2007 09:54:54	Bright	33.500	152	12Alp2CVn	2.8900	11000.	67	27130	No
66	GOM_NL__2PRFIN20070509_095800_000000382058_00022_27130_8045.N1	09-MAY-2007 09:58:00	Bright	37.500	39	85Eta UMa	1.8540	24000.	75	27130	No
67	GOM_NL__2PRFIN20070509_095930_000000362058_00022_27130_8046.N1	09-MAY-2007 09:59:30	Bright	36.000	55	79Zet UMa	2.0600	10200.	72	27130	No
68	GOM_NL__2PRFIN20070509_100236_000000372058_00022_27130_8047.N1	09-MAY-2007 10:02:36	Bright	36.500	36	50Alp UMa	1.8000	6300.0	73	27130	No
69	GOM_NL__2PRFIN20070509_100934_000000362058_00022_27130_8048.N1	09-MAY-2007 10:09:34	Bright	36.000	49	1Alp UMi	1.9900	6300.0	72	27130	No
70	GOM_NL__2PRFIN20070509_101743_000000342058_00022_27130_8049.N1	09-MAY-2007 10:17:43	Bright	34.000	76	27Gam Cas	2.3000	30000.	68	27130	No
71	GOM_NL__2PRFIN20070509_101858_000000332058_00022_27130_8050.N1	09-MAY-2007 10:18:58	Bright	33.000	68	18Alp Cas	2.2250	4500.0	66	27130	No
72	GOM_NL__2PRFIN20070509_102707_000000392058_00022_27130_8051.N1	09-MAY-2007 10:27:07	Bright	38.500	58	21Alp And	2.0730	11000.	77	27130	No
73	GOM_NL__2PRFIN20070509_103106_000000412058_00022_27130_8052.N1	09-MAY-2007 10:31:06	Twilight	40.500	140	88Gam Peg	2.8340	26000.	81	27130	No
74	GOM_NL__2PRFIN20070509_103951_000000432058_00022_27130_8053.N1	09-MAY-2007 10:39:51	Dark	43.000	52	16Bet Cet	2.0370	4500.0	86	27130	No
75	GOM_NL__2PRFIN20070509_104640_000000392058_00022_27130_8054.N1	09-MAY-2007 10:46:40	Dark	39.000	84	Alp Phe	2.3970	4500.0	78	27130	No
76	GOM_NL__2PRFIN20070509_105011_000000462058_00022_27130_8055.N1	09-MAY-2007 10:50:11	Dark	46.000	63	Bet Gru	2.1500	2800.0	92	27130	No
77	GOM_NL__2PRFIN20070509_105339_000000462058_00023_27131_8059.N1	09-MAY-2007 10:53:39	Dark	46.000	148	Alp Tuc	2.8780	4100.0	92	27131	No
78	GOM_NL__2PRFIN20070509_110302_000000392058_00023_27131_8060.N1	09-MAY-2007 11:03:02	Straylight	39.000	43	Alp TrA	1.9100	4250.0	78	27131	No
79	GOM_NL__2PRFIN20070509_110513_000000402058_00023_27131_8061.N1	09-MAY-2007 11:05:13	Straylight	39.500	134	Bet TrA	2.8100	6600.0	79	27131	No
80	GOM_NL__2PRFIN20070509_110706_000000452058_00023_27131_8062.N1	09-MAY-2007 11:07:06	Straylight	44.500	4	Alp1Cen	-0.010000	5800.0	89	27131	No
81	GOM_NL__2PRFIN20070509_111036_000000392058_00023_27131_8063.N1	09-MAY-2007 11:10:36	Straylight	39.000	78	Alp Lup	2.3040	28000.	78	27131	No
82	GOM_NL__2PRFIN20070509_111207_000000382058_00023_27131_8064.N1	09-MAY-2007 11:12:07	Straylight	38.000	81	Eta Cen	2.3560	28000.	76	27131	No
83	GOM_NL__2PRFIN20070509_111407_000000432058_00023_27131_8065.N1	09-MAY-2007 11:14:07	Tw_and_stray	42.500	54	5The Cen	2.0550	4500.0	85	27131	No
84	GOM_NL__2PRFIN20070509_111817_000000362058_00023_27131_8066.N1	09-MAY-2007 11:18:17	Bright	35.500	169	46Gam Hya	2.9910	4700.0	71	27131	No
85	GOM_NL__2PRFIN20070509_112133_000000382058_00023_27131_8067.N1	09-MAY-2007 11:21:33	Bright	37.500	15	67Alp Vir	0.97600	28000.	75	27131	No
86	GOM_NL__2PRFIN20070509_112754_000000352058_00023_27131_8068.N1	09-MAY-2007 11:27:54	Bright	34.500	138	47Eps Vir	2.8280	4700.0	69	27131	No
87	GOM_NL__2PRFIN20070509_112947_000000372058_00023_27131_8069.N1	09-MAY-2007 11:29:47	Bright	37.000	111	8Eta Boo	2.6800	6000.0	74	27131	No
88	GOM_NL__2PRFIN20070509_113530_000000352058_00023_27131_8070.N1	09-MAY-2007 11:35:30	Bright	35.000	152	12Alp2CVn	2.8900	11000.	70	27131	No
89	GOM_NL__2PRFIN20070509_113836_000000362058_00023_27131_8071.N1	09-MAY-2007 11:38:36	Bright	36.000	39	85Eta UMa	1.8540	24000.	72	27131	No
90	GOM_NL__2PRFIN20070509_114006_000000372058_00023_27131_8072.N1	09-MAY-2007 11:40:06	Bright	37.000	55	79Zet UMa	2.0600	10200.	74	27131	No
91	GOM_NL__2PRFIN20070509_114312_000000372058_00023_27131_8073.N1	09-MAY-2007 11:43:12	Bright	37.000	36	50Alp UMa	1.8000	6300.0	74	27131	No
92	GOM_NL__2PRFIN20070509_115010_000000332058_00023_27131_8074.N1	09-MAY-2007 11:50:10	Bright	32.500	49	1Alp UMi	1.9900	6300.0	65	27131	No
93	GOM_NL__2PRFIN20070509_115819_000000342058_00023_27131_8075.N1	09-MAY-2007 11:58:19	Bright	33.500	76	27Gam Cas	2.3000	30000.	67	27131	No
94	GOM_NL__2PRFIN20070509_115934_000000392058_00023_27131_8076.N1	09-MAY-2007 11:59:34	Bright	38.500	68	18Alp Cas	2.2250	4500.0	77	27131	No
95	GOM_NL__2PRFIN20070509_120743_000000542058_00023_27131_8077.N1	09-MAY-2007 12:07:43	Bright	54.000	58	21Alp And	2.0730	11000.	108	27131	No
96	GOM_NL__2PRFIN20070509_121142_000000412058_00023_27131_8078.N1	09-MAY-2007 12:11:42	Twilight	40.500	140	88Gam Peg	2.8340	26000.	81	27131	No
97	GOM_NL__2PRFIN20070509_122027_000000432058_00023_27131_8079.N1	09-MAY-2007 12:20:27	Dark	42.500	52	16Bet Cet	2.0370	4500.0	85	27131	No
98	GOM_NL__2PRFIN20070509_122716_000000412058_00023_27131_8080.N1	09-MAY-2007 12:27:16	Dark	40.500	84	Alp Phe	2.3970	4500.0	81	27131	No
99	GOM_NL__2PRFIN20070509_123047_000000552058_00023_27131_8081.N1	09-MAY-2007 12:30:47	Dark	55.000	63	Bet Gru	2.1500	2800.0	110	27131	No
100	GOM_NL__2PRFIN20070509_123416_000000402058_00024_27132_8091.N1	09-MAY-2007 12:34:16	Dark	40.000	148	Alp Tuc	2.8780	4100.0	80	27132	No
101	GOM_NL__2PRFIN20070509_124338_000000382058_00024_27132_8092.N1	09-MAY-2007 12:43:38	Straylight	38.000	43	Alp TrA	1.9100	4250.0	76	27132	No

102	GOM_NL__2PRFIN20070509_124550_000000412058_00024_27132_8093.N1	09-MAY-2007 12:45:50	Straylight	40.500	134	Bet TrA	2.8100	6600.0	81	27132	No
103	GOM_NL__2PRFIN20070509_124742_000000432058_00024_27132_8094.N1	09-MAY-2007 12:47:42	Straylight	42.500	4	Alp1Cen	-0.010000	5800.0	85	27132	No
104	GOM_NL__2PRFIN20070509_125112_000000392058_00024_27132_8095.N1	09-MAY-2007 12:51:12	Straylight	39.000	78	Alp Lup	2.3040	28000.	78	27132	No
105	GOM_NL__2PRFIN20070509_125243_000000412058_00024_27132_8096.N1	09-MAY-2007 12:52:43	Straylight	40.500	81	Eta Cen	2.3560	28000.	81	27132	No
106	GOM_NL__2PRFIN20070509_125443_000000432058_00024_27132_8097.N1	09-MAY-2007 12:54:43	Tw_i_and_stray	42.500	54	5The Cen	2.0550	4500.0	85	27132	No
107	GOM_NL__2PRFIN20070509_125853_000000372058_00024_27132_8098.N1	09-MAY-2007 12:58:53	Bright	37.000	169	46Gam Hya	2.9910	4700.0	74	27132	No
108	GOM_NL__2PRFIN20070509_130209_000000372058_00024_27132_8099.N1	09-MAY-2007 13:02:09	Bright	37.000	15	67Alp Vir	0.97600	28000.	74	27132	No
109	GOM_NL__2PRFIN20070509_130830_000000352058_00024_27132_8100.N1	09-MAY-2007 13:08:30	Bright	35.000	138	47Eps Vir	2.8280	4700.0	70	27132	No
110	GOM_NL__2PRFIN20070509_131022_000000352058_00024_27132_8101.N1	09-MAY-2007 13:10:22	Bright	35.000	111	8Eta Boo	2.6800	6000.0	70	27132	No
111	GOM_NL__2PRFIN20070509_131606_000000392058_00024_27132_8102.N1	09-MAY-2007 13:16:06	Bright	38.500	152	12Alp2CVn	2.8900	11000.	77	27132	No
112	GOM_NL__2PRFIN20070509_131912_000000382058_00024_27132_8103.N1	09-MAY-2007 13:19:12	Bright	38.000	39	85Eta UMa	1.8540	24000.	76	27132	No
113	GOM_NL__2PRFIN20070509_132041_000000382058_00024_27132_8104.N1	09-MAY-2007 13:20:41	Bright	37.500	55	79Zet UMa	2.0600	10200.	75	27132	No
114	GOM_NL__2PRFIN20070509_132348_000000382058_00024_27132_8105.N1	09-MAY-2007 13:23:48	Bright	37.500	36	50Alp UMa	1.8000	6300.0	75	27132	No
115	GOM_NL__2PRFIN20070509_133046_000000332058_00024_27132_8106.N1	09-MAY-2007 13:30:46	Bright	33.000	49	1Alp UMi	1.9900	6300.0	66	27132	No
116	GOM_NL__2PRFIN20070509_133855_000000382058_00024_27132_8107.N1	09-MAY-2007 13:38:55	Bright	38.000	76	27Gam Cas	2.3000	30000.	76	27132	No
117	GOM_NL__2PRFIN20070509_134010_000000522058_00024_27132_8108.N1	09-MAY-2007 13:40:10	Bright	52.000	68	18Alp Cas	2.2250	4500.0	104	27132	No
118	GOM_NL__2PRFIN20070509_134819_000000542058_00024_27132_8109.N1	09-MAY-2007 13:48:19	Bright	54.000	58	21Alp And	2.0730	11000.	108	27132	No
119	GOM_NL__2PRFIN20070509_135218_000000412058_00024_27132_8110.N1	09-MAY-2007 13:52:18	Twilight	41.000	140	88Gam Peg	2.8340	26000.	82	27132	No
120	GOM_NL__2PRFIN20070509_140103_000000442058_00024_27132_8111.N1	09-MAY-2007 14:01:03	Dark	44.000	52	16Bet Cet	2.0370	4500.0	88	27132	No
121	GOM_NL__2PRFIN20070509_140752_000000422058_00024_27132_8112.N1	09-MAY-2007 14:07:52	Dark	42.000	84	Alp Phe	2.3970	4500.0	84	27132	No
122	GOM_NL__2PRFIN20070509_141123_000000532058_00024_27132_8113.N1	09-MAY-2007 14:11:23	Dark	53.000	63	Bet Gru	2.1500	2800.0	106	27132	No
123	GOM_NL__2PRFIN20070509_141452_000000392058_00025_27133_8147.N1	09-MAY-2007 14:14:52	Dark	38.500	148	Alp Tuc	2.8780	4100.0	77	27133	No
124	GOM_NL__2PRFIN20070509_142414_000000402058_00025_27133_8148.N1	09-MAY-2007 14:24:14	Straylight	40.000	43	Alp TrA	1.9100	4250.0	80	27133	No
125	GOM_NL__2PRFIN20070509_142626_000000392058_00025_27133_8149.N1	09-MAY-2007 14:26:26	Straylight	38.500	134	Bet TrA	2.8100	6600.0	77	27133	No
126	GOM_NL__2PRFIN20070509_142818_000000492058_00025_27133_8150.N1	09-MAY-2007 14:28:18	Straylight	48.500	4	Alp1Cen	-0.010000	5800.0	97	27133	No
127	GOM_NL__2PRFIN20070509_143148_000000372058_00025_27133_8151.N1	09-MAY-2007 14:31:48	Straylight	36.500	78	Alp Lup	2.3040	28000.	73	27133	No
128	GOM_NL__2PRFIN20070509_143320_000000372058_00025_27133_8152.N1	09-MAY-2007 14:33:20	Straylight	36.500	81	Eta Cen	2.3560	28000.	73	27133	No
129	GOM_NL__2PRFIN20070509_143519_000000422058_00025_27133_8153.N1	09-MAY-2007 14:35:19	Tw_i_and_stray	41.500	54	5The Cen	2.0550	4500.0	83	27133	No
130	GOM_NL__2PRFIN20070509_143929_000000372058_00025_27133_8154.N1	09-MAY-2007 14:39:29	Bright	36.500	169	46Gam Hya	2.9910	4700.0	73	27133	No
131	GOM_NL__2PRFIN20070509_144245_000000372058_00025_27133_8155.N1	09-MAY-2007 14:42:45	Bright	37.000	15	67Alp Vir	0.97600	28000.	74	27133	No
132	GOM_NL__2PRFIN20070509_144906_000000342058_00025_27133_8156.N1	09-MAY-2007 14:49:06	Bright	34.000	138	47Eps Vir	2.8280	4700.0	68	27133	No
133	GOM_NL__2PRFIN20070509_145059_000000362058_00025_27133_8157.N1	09-MAY-2007 14:50:59	Bright	35.500	111	8Eta Boo	2.6800	6000.0	71	27133	No
134	GOM_NL__2PRFIN20070509_145642_000000382058_00025_27133_8158.N1	09-MAY-2007 14:56:42	Bright	37.500	152	12Alp2CVn	2.8900	11000.	75	27133	No
135	GOM_NL__2PRFIN20070509_145948_000000372058_00025_27133_8159.N1	09-MAY-2007 14:59:48	Bright	37.000	39	85Eta UMa	1.8540	24000.	74	27133	No
136	GOM_NL__2PRFIN20070509_150117_000000362058_00025_27133_8160.N1	09-MAY-2007 15:01:17	Bright	35.500	55	79Zet UMa	2.0600	10200.	71	27133	No
137	GOM_NL__2PRFIN20070509_150425_000000332058_00025_27133_8161.N1	09-MAY-2007 15:04:25	Bright	33.000	36	50Alp UMa	1.8000	6300.0	66	27133	No
138	GOM_NL__2PRFIN20070509_151122_000000352058_00025_27133_8162.N1	09-MAY-2007 15:11:22	Bright	35.000	49	1Alp UMi	1.9900	6300.0	70	27133	No
139	GOM_NL__2PRFIN20070509_151931_000000342058_00025_27133_8163.N1	09-MAY-2007 15:19:31	Bright	34.000	76	27Gam Cas	2.3000	30000.	68	27133	No
140	GOM_NL__2PRFIN20070509_152046_000000342058_00025_27133_8164.N1	09-MAY-2007 15:20:46	Bright	33.500	68	18Alp Cas	2.2250	4500.0	67	27133	No
141	GOM_NL__2PRFIN20070509_152856_000000392058_00025_27133_8165.N1	09-MAY-2007 15:28:56	Bright	38.500	58	21Alp And	2.0730	11000.	77	27133	No
142	GOM_NL__2PRFIN20070509_153255_000000402058_00025_27133_8166.N1	09-MAY-2007 15:32:55	Twilight	39.500	140	88Gam Peg	2.8340	26000.	79	27133	No
143	GOM_NL__2PRFIN20070509_154139_000000432058_00025_27133_8167.N1	09-MAY-2007 15:41:39	Dark	42.500	52	16Bet Cet	2.0370	4500.0	85	27133	No
144	GOM_NL__2PRFIN20070509_154829_000000412058_00025_27133_8168.N1	09-MAY-2007 15:48:29	Dark	40.500	84	Alp Phe	2.3970	4500.0	81	27133	No
145	GOM_NL__2PRFIN20070509_155200_000000542058_00025_27133_8169.N1	09-MAY-2007 15:52:00	Dark	54.000	63	Bet Gru	2.1500	2800.0	108	27133	No
146	GOM_NL__2PRFIN20070509_155528_000000392058_00026_27134_8181.N1	09-MAY-2007 15:55:28	Dark	38.500	148	Alp Tuc	2.8780	4100.0	77	27134	No
147	GOM_NL__2PRFIN20070509_160450_000000392058_00026_27134_8182.N1	09-MAY-2007 16:04:50	Straylight	39.000	43	Alp TrA	1.9100	4250.0	78	27134	No
148	GOM_NL__2PRFIN20070509_160702_000000372058_00026_27134_8183.N1	09-MAY-2007 16:07:02	Straylight	37.000	134	Bet TrA	2.8100	6600.0	74	27134	No
149	GOM_NL__2PRFIN20070509_160854_000000472058_00026_27134_8184.N1	09-MAY-2007 16:08:54	Straylight	46.500	4	Alp1Cen	-0.010000	5800.0	93	27134	No
150	GOM_NL__2PRFIN20070509_161225_000000372058_00026_27134_8185.N1	09-MAY-2007 16:12:25	Straylight	36.500	78	Alp Lup	2.3040	28000.	73	27134	No
151	GOM_NL__2PRFIN20070509_161356_000000382058_00026_27134_8186.N1	09-MAY-2007 16:13:56	Straylight	37.500	81	Eta Cen	2.3560	28000.	75	27134	No
152	GOM_NL__2PRFIN20070509_161555_000000442058_00026_27134_8187.N1	09-MAY-2007 16:15:55	Tw_i_and_stray	43.500	54	5The Cen	2.0550	4500.0	87	27134	No
153	GOM_NL__2PRFIN20070509_162005_000000382058_00026_27134_8188.N1	09-MAY-2007 16:20:05	Bright	38.000	169	46Gam Hya	2.9910	4700.0	76	27134	No
154	GOM_NL__2PRFIN20070509_162321_000000382058_00026_27134_8189.N1	09-MAY-2007 16:23:21	Bright	38.000	15	67Alp Vir	0.97600	28000.	76	27134	No
155	GOM_NL__2PRFIN20070509_162942_000000352058_00026_27134_8190.N1	09-MAY-2007 16:29:42	Bright	35.000	138	47Eps Vir	2.8280	4700.0	70	27134	No
156	GOM_NL__2PRFIN20070509_163135_000000362058_00026_27134_8191.N1	09-MAY-2007 16:31:35	Bright	35.500	111	8Eta Boo	2.6800	6000.0	71	27134	No
157	GOM_NL__2PRFIN20070509_163718_000000352058_00026_27134_8192.N1	09-MAY-2007 16:37:18	Bright	35.000	152	12Alp2CVn	2.8900	11000.	70	27134	No
158	GOM_NL__2PRFIN20070509_164024_000000382058_00026_27134_8193.N1	09-MAY-2007 16:40:24	Bright	38.000	39	85Eta UMa	1.8540	24000.	76	27134	No
159	GOM_NL__2PRFIN20070509_164153_000000342058_00026_27134_8194.N1	09-MAY-2007 16:41:53	Bright	34.000	55	79Zet UMa	2.0600	10200.	68	27134	No
160	GOM_NL__2PRFIN20070509_164501_000000372058_00026_27134_8195.N1	09-MAY-2007 16:45:01	Bright	37.000	36	50Alp UMa	1.8000	6300.0	74	27134	No

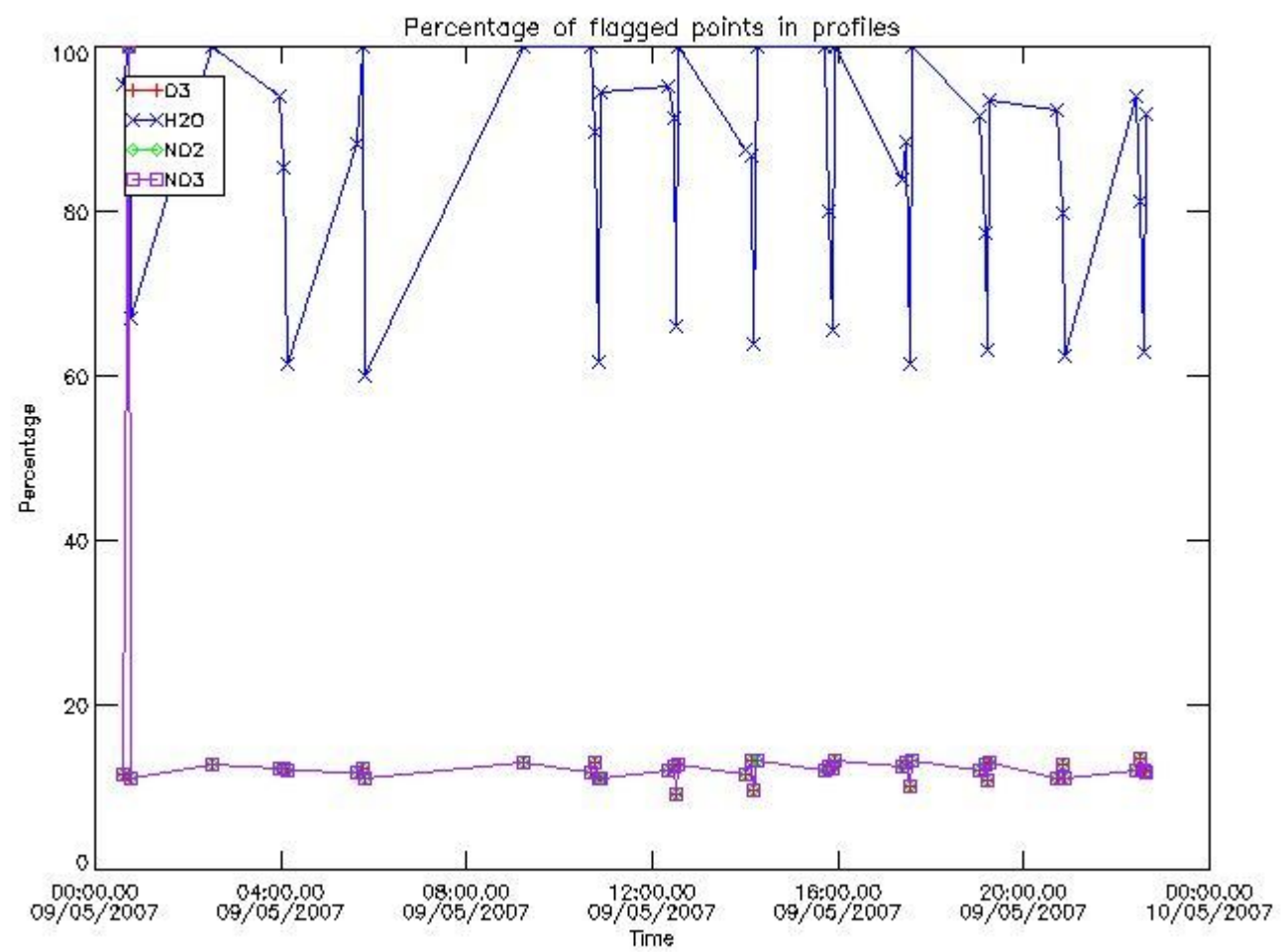
161	GOM_NL__2PRFIN20070509_165158_000000362058_00026_27134_8196.N1	09-MAY-2007 16:51:58	Bright	35.500	49	1Alp UMi	1.9900	6300.0	71	27134	No
162	GOM_NL__2PRFIN20070509_170007_000000392058_00026_27134_8197.N1	09-MAY-2007 17:00:07	Bright	39.000	76	27Gam Cas	2.3000	30000.	78	27134	No
163	GOM_NL__2PRFIN20070509_170122_000000472058_00026_27134_8198.N1	09-MAY-2007 17:01:22	Bright	46.500	68	18Alp Cas	2.2250	4500.0	93	27134	No
164	GOM_NL__2PRFIN20070509_170932_000000382058_00026_27134_8199.N1	09-MAY-2007 17:09:32	Bright	37.500	58	21Alp And	2.0730	11000.	75	27134	No
165	GOM_NL__2PRFIN20070509_171331_000000402058_00026_27134_8200.N1	09-MAY-2007 17:13:31	Twilight	40.000	140	88Gam Peg	2.8340	26000.	80	27134	No
166	GOM_NL__2PRFIN20070509_172215_000000412058_00026_27134_8201.N1	09-MAY-2007 17:22:15	Dark	41.000	52	16Bet Cet	2.0370	4500.0	82	27134	No
167	GOM_NL__2PRFIN20070509_172905_000000392058_00026_27134_8202.N1	09-MAY-2007 17:29:05	Dark	39.000	84	Alp Phe	2.3970	4500.0	78	27134	No
168	GOM_NL__2PRFIN20070509_173237_000000552058_00026_27134_8203.N1	09-MAY-2007 17:32:37	Dark	55.000	63	Bet Gru	2.1500	2800.0	110	27134	No
169	GOM_NL__2PRFIN20070509_173605_000000392058_00027_27135_8236.N1	09-MAY-2007 17:36:05	Dark	38.500	148	Alp Tuc	2.8780	4100.0	77	27135	No
170	GOM_NL__2PRFIN20070509_174527_000000462058_00027_27135_8237.N1	09-MAY-2007 17:45:27	Straylight	46.000	43	Alp TrA	1.9100	4250.0	92	27135	No
171	GOM_NL__2PRFIN20070509_174738_000000392058_00027_27135_8238.N1	09-MAY-2007 17:47:38	Straylight	39.000	134	Bet TrA	2.8100	6600.0	78	27135	No
172	GOM_NL__2PRFIN20070509_174930_000000442058_00027_27135_8239.N1	09-MAY-2007 17:49:30	Straylight	44.000	4	Alp1Cen	-0.010000	5800.0	88	27135	No
173	GOM_NL__2PRFIN20070509_175301_000000382058_00027_27135_8240.N1	09-MAY-2007 17:53:01	Straylight	38.000	78	Alp Lup	2.3040	28000.	76	27135	No
174	GOM_NL__2PRFIN20070509_175432_000000392058_00027_27135_8241.N1	09-MAY-2007 17:54:32	Straylight	38.500	81	Eta Cen	2.3560	28000.	77	27135	No
175	GOM_NL__2PRFIN20070509_175631_000000422058_00027_27135_8242.N1	09-MAY-2007 17:56:31	Twi_and_stray	42.000	54	5The Cen	2.0550	4500.0	84	27135	No
176	GOM_NL__2PRFIN20070509_180042_000000382058_00027_27135_8243.N1	09-MAY-2007 18:00:42	Bright	38.000	169	46Gam Hya	2.9910	4700.0	76	27135	No
177	GOM_NL__2PRFIN20070509_180357_000000372058_00027_27135_8244.N1	09-MAY-2007 18:03:57	Bright	37.000	15	67Alp Vir	0.97600	28000.	74	27135	No
178	GOM_NL__2PRFIN20070509_181018_000000352058_00027_27135_8245.N1	09-MAY-2007 18:10:18	Bright	35.000	138	47Eps Vir	2.8280	4700.0	70	27135	No
179	GOM_NL__2PRFIN20070509_181210_000000352058_00027_27135_8246.N1	09-MAY-2007 18:12:10	Bright	35.000	111	8Eta Boo	2.6800	6000.0	70	27135	No
180	GOM_NL__2PRFIN20070509_181754_000000342058_00027_27135_8247.N1	09-MAY-2007 18:17:54	Bright	34.000	152	12Alp2CVn	2.8900	11000.	68	27135	No
181	GOM_NL__2PRFIN20070509_182100_000000372058_00027_27135_8248.N1	09-MAY-2007 18:21:00	Bright	36.500	39	85Eta UMa	1.8540	24000.	73	27135	No
182	GOM_NL__2PRFIN20070509_182229_000000362058_00027_27135_8249.N1	09-MAY-2007 18:22:29	Bright	36.000	55	79Zet UMa	2.0600	10200.	72	27135	No
183	GOM_NL__2PRFIN20070509_182537_000000382058_00027_27135_8250.N1	09-MAY-2007 18:25:37	Bright	38.000	36	50Alp UMa	1.8000	6300.0	76	27135	No
184	GOM_NL__2PRFIN20070509_183234_000000362058_00027_27135_8251.N1	09-MAY-2007 18:32:34	Bright	36.000	49	1Alp UMi	1.9900	6300.0	72	27135	No
185	GOM_NL__2PRFIN20070509_184043_000000442058_00027_27135_8252.N1	09-MAY-2007 18:40:43	Bright	44.000	76	27Gam Cas	2.3000	30000.	88	27135	No
186	GOM_NL__2PRFIN20070509_184158_000000372058_00027_27135_8253.N1	09-MAY-2007 18:41:58	Bright	36.500	68	18Alp Cas	2.2250	4500.0	73	27135	No
187	GOM_NL__2PRFIN20070509_185008_000000362058_00027_27135_8254.N1	09-MAY-2007 18:50:08	Bright	35.500	58	21Alp And	2.0730	11000.	71	27135	No
188	GOM_NL__2PRFIN20070509_185407_000000412058_00027_27135_8255.N1	09-MAY-2007 18:54:07	Twilight	41.000	140	88Gam Peg	2.8340	26000.	82	27135	No
189	GOM_NL__2PRFIN20070509_190251_000000432058_00027_27135_8256.N1	09-MAY-2007 19:02:51	Dark	42.500	52	16Bet Cet	2.0370	4500.0	85	27135	No
190	GOM_NL__2PRFIN20070509_190941_000000402058_00027_27135_8257.N1	09-MAY-2007 19:09:41	Dark	40.000	84	Alp Phe	2.3970	4500.0	80	27135	No
191	GOM_NL__2PRFIN20070509_191313_000000472058_00027_27135_8258.N1	09-MAY-2007 19:13:13	Dark	46.500	63	Bet Gru	2.1500	2800.0	93	27135	No
192	GOM_NL__2PRFIN20070509_191641_000000402058_00028_27136_8389.N1	09-MAY-2007 19:16:41	Dark	39.500	148	Alp Tuc	2.8780	4100.0	79	27136	No
193	GOM_NL__2PRFIN20070509_192603_000000462058_00028_27136_8390.N1	09-MAY-2007 19:26:03	Straylight	45.500	43	Alp TrA	1.9100	4250.0	91	27136	No
194	GOM_NL__2PRFIN20070509_192815_000000372058_00028_27136_8391.N1	09-MAY-2007 19:28:15	Straylight	36.500	134	Bet TrA	2.8100	6600.0	73	27136	No
195	GOM_NL__2PRFIN20070509_193006_000000422058_00028_27136_8392.N1	09-MAY-2007 19:30:06	Straylight	41.500	4	Alp1Cen	-0.010000	5800.0	83	27136	No
196	GOM_NL__2PRFIN20070509_193337_000000382058_00028_27136_8393.N1	09-MAY-2007 19:33:37	Straylight	37.500	78	Alp Lup	2.3040	28000.	75	27136	No
197	GOM_NL__2PRFIN20070509_193508_000000382058_00028_27136_8394.N1	09-MAY-2007 19:35:08	Straylight	37.500	81	Eta Cen	2.3560	28000.	75	27136	No
198	GOM_NL__2PRFIN20070509_193707_000000432058_00028_27136_8395.N1	09-MAY-2007 19:37:07	Twi_and_stray	42.500	54	5The Cen	2.0550	4500.0	85	27136	No
199	GOM_NL__2PRFIN20070509_194118_000000362058_00028_27136_8396.N1	09-MAY-2007 19:41:18	Bright	36.000	169	46Gam Hya	2.9910	4700.0	72	27136	No
200	GOM_NL__2PRFIN20070509_194433_000000382058_00028_27136_8397.N1	09-MAY-2007 19:44:33	Bright	38.000	15	67Alp Vir	0.97600	28000.	76	27136	No
201	GOM_NL__2PRFIN20070509_195054_000000352058_00028_27136_8398.N1	09-MAY-2007 19:50:54	Bright	34.500	138	47Eps Vir	2.8280	4700.0	69	27136	No
202	GOM_NL__2PRFIN20070509_195246_000000362058_00028_27136_8399.N1	09-MAY-2007 19:52:46	Bright	35.500	111	8Eta Boo	2.6800	6000.0	71	27136	No
203	GOM_NL__2PRFIN20070509_195830_000000522058_00028_27136_8400.N1	09-MAY-2007 19:58:30	Bright	52.000	152	12Alp2CVn	2.8900	11000.	104	27136	No
204	GOM_NL__2PRFIN20070509_200135_000000502058_00028_27136_8401.N1	09-MAY-2007 20:01:35	Bright	49.500	39	85Eta UMa	1.8540	24000.	99	27136	No
205	GOM_NL__2PRFIN20070509_200305_000000362058_00028_27136_8402.N1	09-MAY-2007 20:03:05	Bright	36.000	55	79Zet UMa	2.0600	10200.	72	27136	No
206	GOM_NL__2PRFIN20070509_200613_000000362058_00028_27136_8403.N1	09-MAY-2007 20:06:13	Bright	36.000	36	50Alp UMa	1.8000	6300.0	72	27136	No
207	GOM_NL__2PRFIN20070509_201310_000000362058_00028_27136_8404.N1	09-MAY-2007 20:13:10	Bright	36.000	49	1Alp UMi	1.9900	6300.0	72	27136	No
208	GOM_NL__2PRFIN20070509_202119_000000342058_00028_27136_8405.N1	09-MAY-2007 20:21:19	Bright	33.500	76	27Gam Cas	2.3000	30000.	67	27136	No
209	GOM_NL__2PRFIN20070509_202234_000000462058_00028_27136_8406.N1	09-MAY-2007 20:22:34	Bright	45.500	68	18Alp Cas	2.2250	4500.0	91	27136	No
210	GOM_NL__2PRFIN20070509_203044_000000382058_00028_27136_8407.N1	09-MAY-2007 20:30:44	Bright	38.000	58	21Alp And	2.0730	11000.	76	27136	No
211	GOM_NL__2PRFIN20070509_203443_000000402058_00028_27136_8408.N1	09-MAY-2007 20:34:43	Twilight	40.000	140	88Gam Peg	2.8340	26000.	80	27136	No
212	GOM_NL__2PRFIN20070509_204328_000000462058_00028_27136_8409.N1	09-MAY-2007 20:43:28	Dark	46.000	52	16Bet Cet	2.0370	4500.0	92	27136	No
213	GOM_NL__2PRFIN20070509_205017_000000402058_00028_27136_8410.N1	09-MAY-2007 20:50:17	Dark	40.000	84	Alp Phe	2.3970	4500.0	80	27136	No
214	GOM_NL__2PRFIN20070509_205349_000000552058_00028_27136_8411.N1	09-MAY-2007 20:53:49	Dark	55.000	63	Bet Gru	2.1500	2800.0	110	27136	No
215	GOM_NL__2PRFIN20070509_210639_000000402058_00029_27137_8484.N1	09-MAY-2007 21:06:39	Straylight	40.000	43	Alp TrA	1.9100	4250.0	80	27137	No
216	GOM_NL__2PRFIN20070509_210851_000000392058_00029_27137_8485.N1	09-MAY-2007 21:08:51	Straylight	39.000	134	Bet TrA	2.8100	6600.0	78	27137	No
217	GOM_NL__2PRFIN20070509_211042_000000482058_00029_27137_8486.N1	09-MAY-2007 21:10:42	Straylight	48.000	4	Alp1Cen	-0.010000	5800.0	96	27137	No
218	GOM_NL__2PRFIN20070509_211413_000000412058_00029_27137_8487.N1	09-MAY-2007 21:14:13	Straylight	40.500	78	Alp Lup	2.3040	28000.	81	27137	No
219	GOM_NL__2PRFIN20070509_211544_000000382058_00029_27137_8488.N1	09-MAY-2007 21:15:44	Straylight	37.500	81	Eta Cen	2.3560	28000.	75	27137	No

220	GOM_NL__2PRFIN20070509_211744_000000412058_00029_27137_8489.N1	09-MAY-2007 21:17:44	Twilight	41.000	54	5The Cen	2.0550	4500.0	82	27137	No
221	GOM_NL__2PRFIN20070509_212154_000000382058_00029_27137_8490.N1	09-MAY-2007 21:21:54	Bright	37.500	169	46Gam Hya	2.9910	4700.0	75	27137	No
222	GOM_NL__2PRFIN20070509_212510_000000382058_00029_27137_8491.N1	09-MAY-2007 21:25:10	Bright	38.000	15	67Alp Vir	0.97600	28000.	76	27137	No
223	GOM_NL__2PRFIN20070509_213130_000000352058_00029_27137_8492.N1	09-MAY-2007 21:31:30	Bright	34.500	138	47Eps Vir	2.8280	4700.0	69	27137	No
224	GOM_NL__2PRFIN20070509_213322_000000362058_00029_27137_8493.N1	09-MAY-2007 21:33:22	Bright	35.500	111	8Eta Boo	2.6800	6000.0	71	27137	No
225	GOM_NL__2PRFIN20070509_213906_000000342058_00029_27137_8494.N1	09-MAY-2007 21:39:06	Bright	33.500	152	12Alp2CVn	2.8900	11000.	67	27137	No
226	GOM_NL__2PRFIN20070509_214211_000000342058_00029_27137_8495.N1	09-MAY-2007 21:42:11	Bright	34.000	39	85Eta UMa	1.8540	24000.	68	27137	No
227	GOM_NL__2PRFIN20070509_214341_000000352058_00029_27137_8496.N1	09-MAY-2007 21:43:41	Bright	35.000	55	79Zet UMa	2.0600	10200.	70	27137	No
228	GOM_NL__2PRFIN20070509_214650_000000372058_00029_27137_8497.N1	09-MAY-2007 21:46:50	Bright	36.500	36	50Alp UMa	1.8000	6300.0	73	27137	No
229	GOM_NL__2PRFIN20070509_215346_000000362058_00029_27137_8498.N1	09-MAY-2007 21:53:46	Bright	35.500	49	1Alp UMi	1.9900	6300.0	71	27137	No
230	GOM_NL__2PRFIN20070509_220155_000000352058_00029_27137_8499.N1	09-MAY-2007 22:01:55	Bright	35.000	76	27Gam Cas	2.3000	30000.	70	27137	No
231	GOM_NL__2PRFIN20070509_220310_000000342058_00029_27137_8500.N1	09-MAY-2007 22:03:10	Bright	34.000	68	18Alp Cas	2.2250	4500.0	68	27137	No
232	GOM_NL__2PRFIN20070509_221120_000000402058_00029_27137_8501.N1	09-MAY-2007 22:11:20	Bright	39.500	58	21Alp And	2.0730	11000.	79	27137	No
233	GOM_NL__2PRFIN20070509_221520_000000392058_00029_27137_8502.N1	09-MAY-2007 22:15:20	Twilight	39.000	140	88Gam Peg	2.8340	26000.	78	27137	No
234	GOM_NL__2PRFIN20070509_222404_000000432058_00029_27137_8503.N1	09-MAY-2007 22:24:04	Dark	42.500	52	16Bet Cet	2.0370	4500.0	85	27137	No
235	GOM_NL__2PRFIN20070509_223053_000000382058_00029_27137_8504.N1	09-MAY-2007 22:30:53	Dark	37.500	84	Alp Phe	2.3970	4500.0	75	27137	No
236	GOM_NL__2PRFIN20070509_223426_000000552058_00029_27137_8505.N1	09-MAY-2007 22:34:26	Dark	54.500	63	Bet Gru	2.1500	2800.0	109	27137	No
237	GOM_NL__2PRFIN20070509_223754_000000442058_00030_27138_8481.N1	09-MAY-2007 22:37:54	Dark	43.500	148	Alp Tuc	2.8780	4100.0	87	27138	No
238	GOM_NL__2PRFIN20070509_224715_000000382058_00030_27138_8482.N1	09-MAY-2007 22:47:15	Straylight	38.000	43	Alp TrA	1.9100	4250.0	76	27138	No
239	GOM_NL__2PRFIN20070509_224927_000000382058_00030_27138_8483.N1	09-MAY-2007 22:49:27	Straylight	37.500	134	Bet TrA	2.8100	6600.0	75	27138	No
240	GOM_NL__2PRFIN20070509_225118_000000522058_00030_27138_8484.N1	09-MAY-2007 22:51:18	Straylight	52.000	4	Alp1Cen	-0.010000	5800.0	104	27138	No
241	GOM_NL__2PRFIN20070509_225449_000000382058_00030_27138_8485.N1	09-MAY-2007 22:54:49	Straylight	37.500	78	Alp Lup	2.3040	28000.	75	27138	No
242	GOM_NL__2PRFIN20070509_225620_000000392058_00030_27138_8486.N1	09-MAY-2007 22:56:20	Straylight	39.000	81	Eta Cen	2.3560	28000.	78	27138	No
243	GOM_NL__2PRFIN20070509_225820_000000472058_00030_27138_8487.N1	09-MAY-2007 22:58:20	Twilight	47.000	54	5The Cen	2.0550	4500.0	94	27138	No
244	GOM_NL__2PRFIN20070509_230230_000000382058_00030_27138_8488.N1	09-MAY-2007 23:02:30	Bright	38.000	169	46Gam Hya	2.9910	4700.0	76	27138	No
245	GOM_NL__2PRFIN20070509_230546_000000382058_00030_27138_8489.N1	09-MAY-2007 23:05:46	Bright	38.000	15	67Alp Vir	0.97600	28000.	76	27138	No
246	GOM_NL__2PRFIN20070509_231207_000000352058_00030_27138_8490.N1	09-MAY-2007 23:12:07	Bright	35.000	138	47Eps Vir	2.8280	4700.0	70	27138	No
247	GOM_NL__2PRFIN20070509_231358_000000362058_00030_27138_8491.N1	09-MAY-2007 23:13:58	Bright	35.500	111	8Eta Boo	2.6800	6000.0	71	27138	No
248	GOM_NL__2PRFIN20070509_231942_000000332058_00030_27138_8492.N1	09-MAY-2007 23:19:42	Bright	33.000	152	12Alp2CVn	2.8900	11000.	66	27138	No
249	GOM_NL__2PRFIN20070509_232247_000000372058_00030_27138_8493.N1	09-MAY-2007 23:22:47	Bright	36.500	39	85Eta UMa	1.8540	24000.	73	27138	No
250	GOM_NL__2PRFIN20070509_232417_000000332058_00030_27138_8494.N1	09-MAY-2007 23:24:17	Bright	33.000	55	79Zet UMa	2.0600	10200.	66	27138	No
251	GOM_NL__2PRFIN20070509_232726_000000362058_00030_27138_8495.N1	09-MAY-2007 23:27:26	Bright	36.000	36	50Alp UMa	1.8000	6300.0	72	27138	No
252	GOM_NL__2PRFIN20070509_233422_000000322058_00030_27138_8496.N1	09-MAY-2007 23:34:22	Bright	32.000	49	1Alp UMi	1.9900	6300.0	64	27138	No
253	GOM_NL__2PRFIN20070509_234231_000000342058_00030_27138_8497.N1	09-MAY-2007 23:42:31	Bright	34.000	76	27Gam Cas	2.3000	30000.	68	27138	No
254	GOM_NL__2PRFIN20070509_234346_000000362058_00030_27138_8498.N1	09-MAY-2007 23:43:46	Bright	35.500	68	18Alp Cas	2.2250	4500.0	71	27138	No
255	GOM_NL__2PRFIN20070509_235556_000000402058_00030_27138_8499.N1	09-MAY-2007 23:55:56	Twilight	39.500	140	88Gam Peg	2.8340	26000.	79	27138	No

### 3. Quality information per product

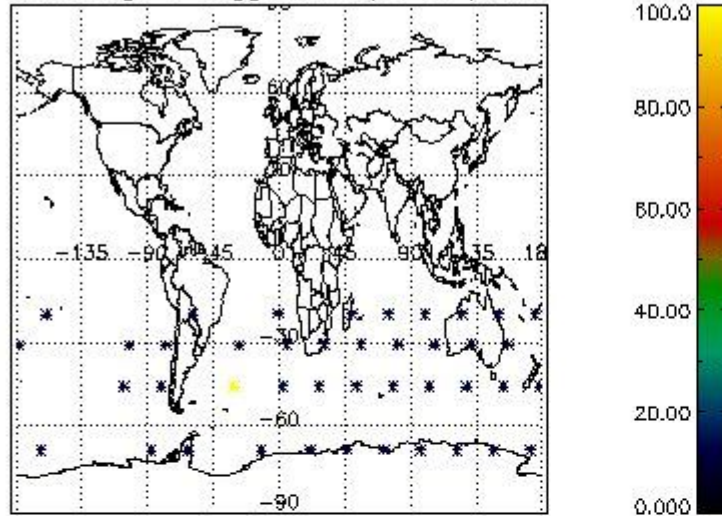
In this section it is plotted some information contained in the Quality Summary data set of the level 2 products. Only products in dark limb conditions and without errors (error flag in the MPH set to "0") are used.

#### 3.1 Plot quality information per product (time dependant)

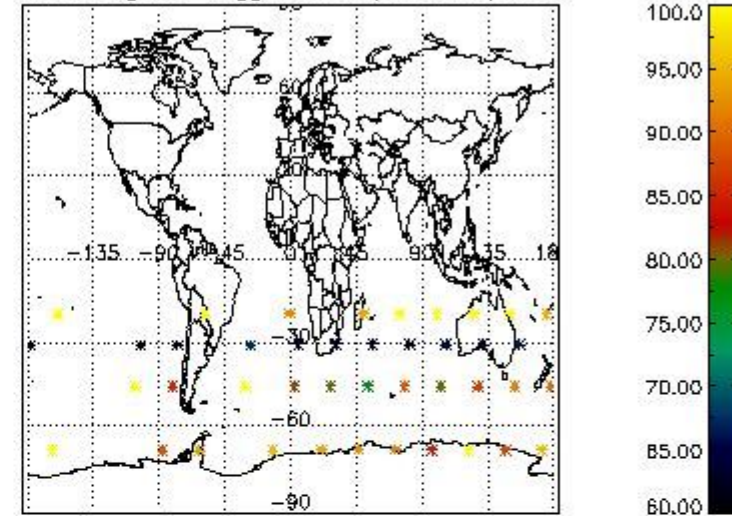


*3.2 Plot quality information per product (world map)*

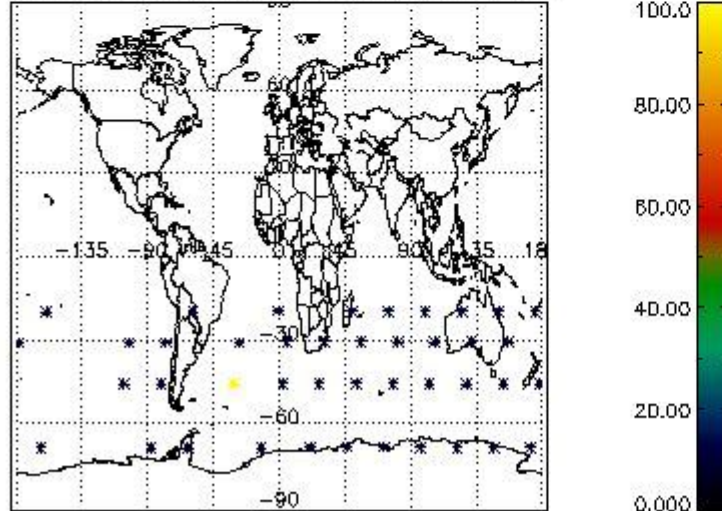
Percentage of flagged data per O3 profile



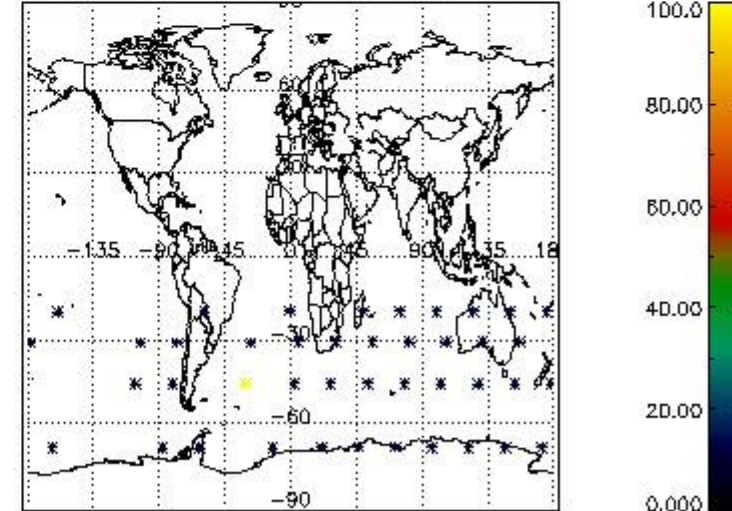
Percentage of flagged data per H2O profile



Percentage of flagged data per NO2 profile



Percentage of flagged data per NO3 profile



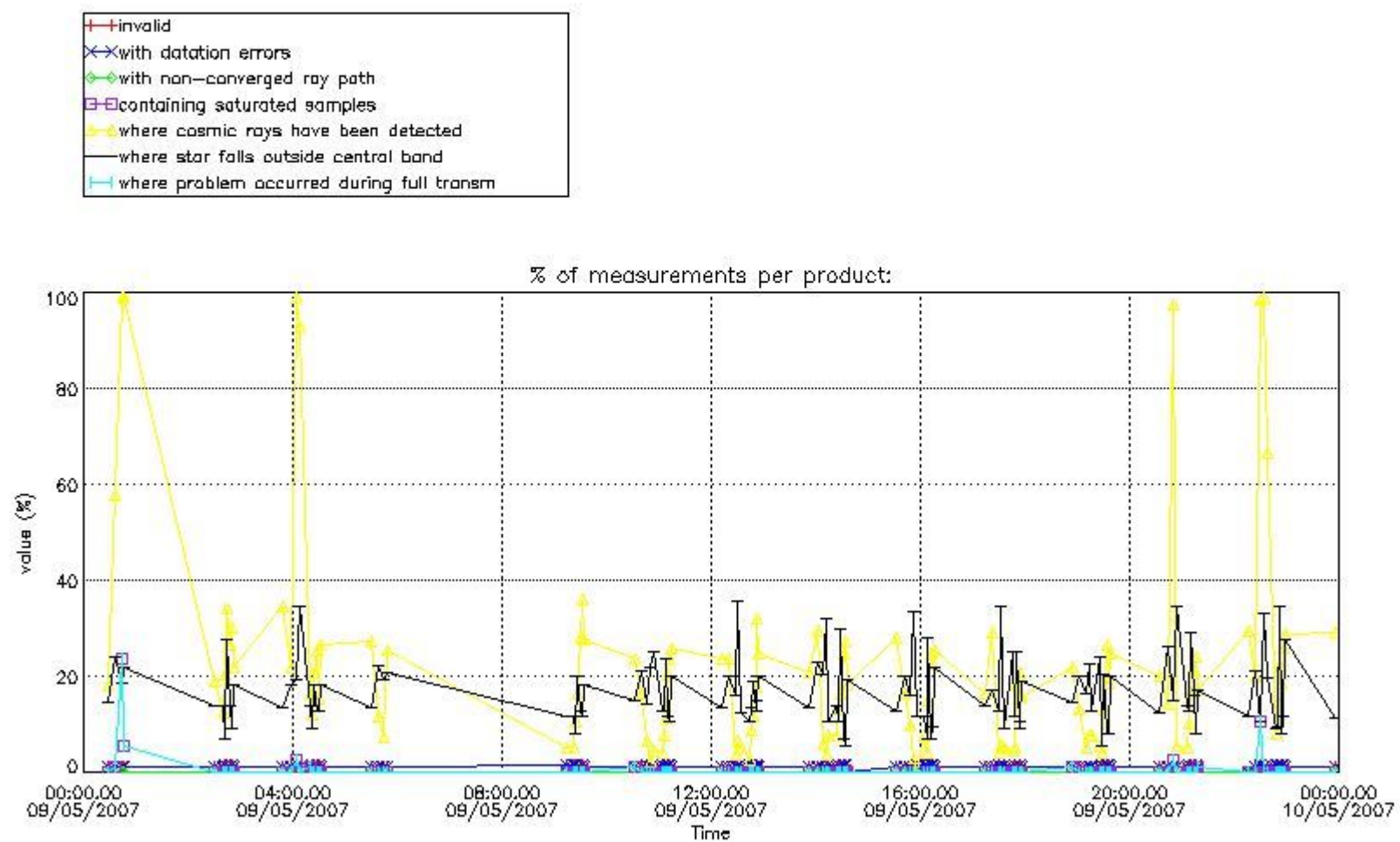
#### 4. Level 1 quality information per product

In this section it is plotted some information contained in the Quality Summary data set of the level 2 products that comes from the level 1b processing. Products without errors (error flag in the MPH set to "0") are used.

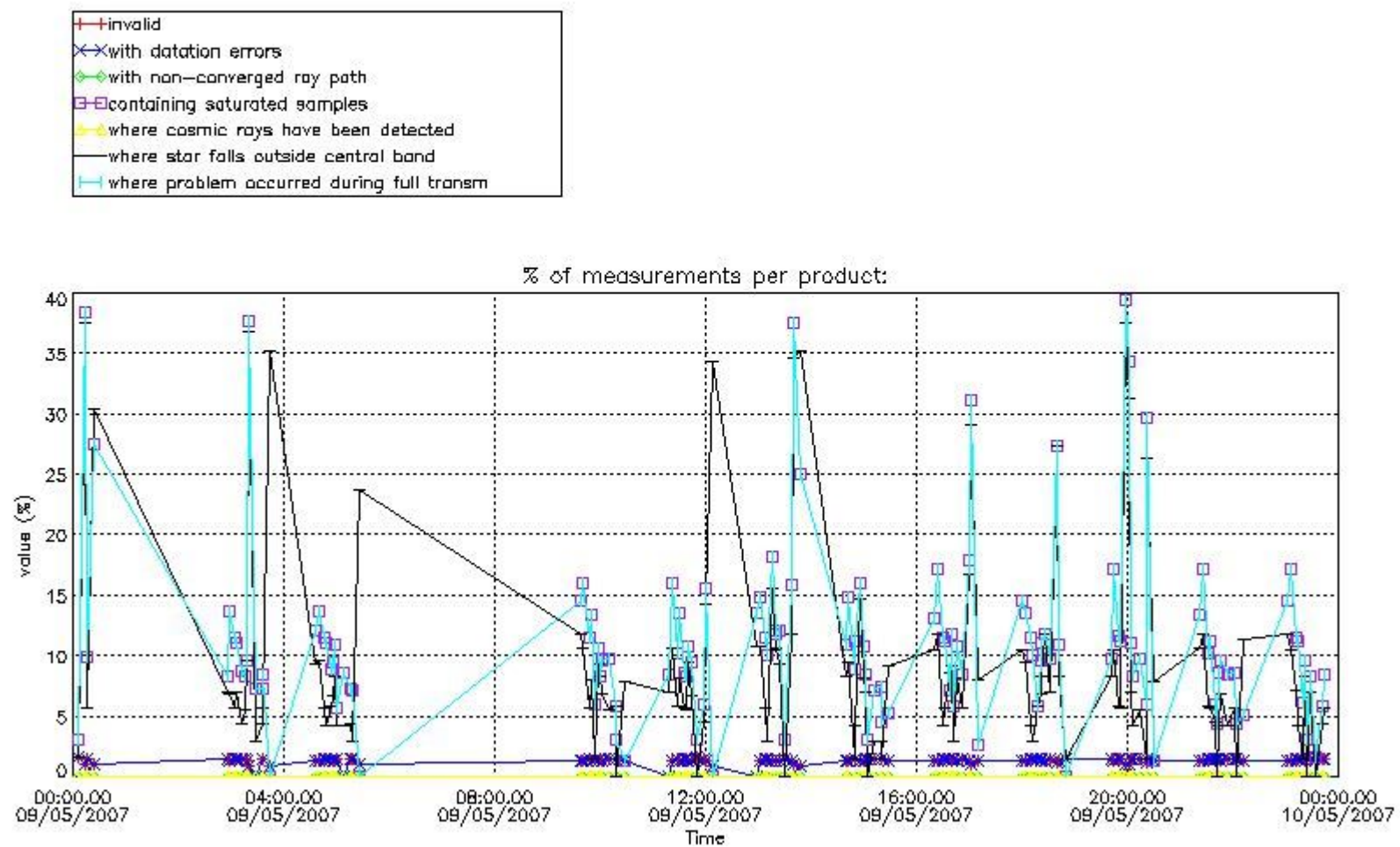
##### 4.1 Plot quality information per product (time dependant) coming from level 1b processing

###### 4.1.1 Plot level 1 quality information per product (time dependant): ENVISAT ASCENDING passes



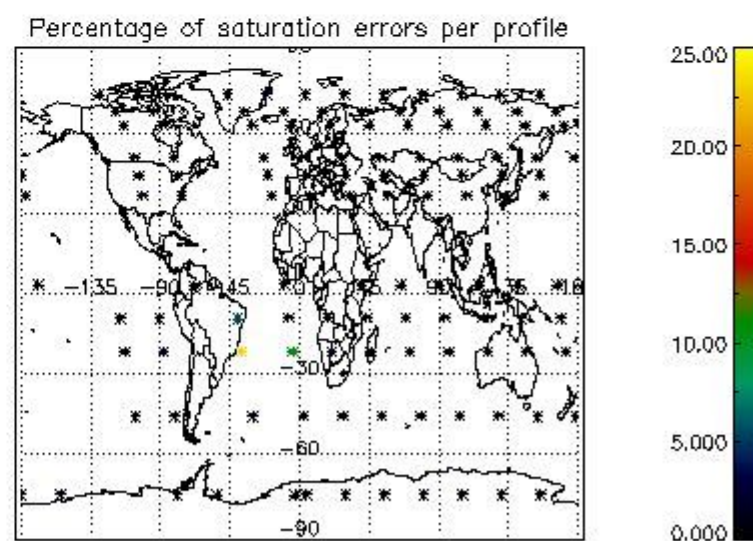
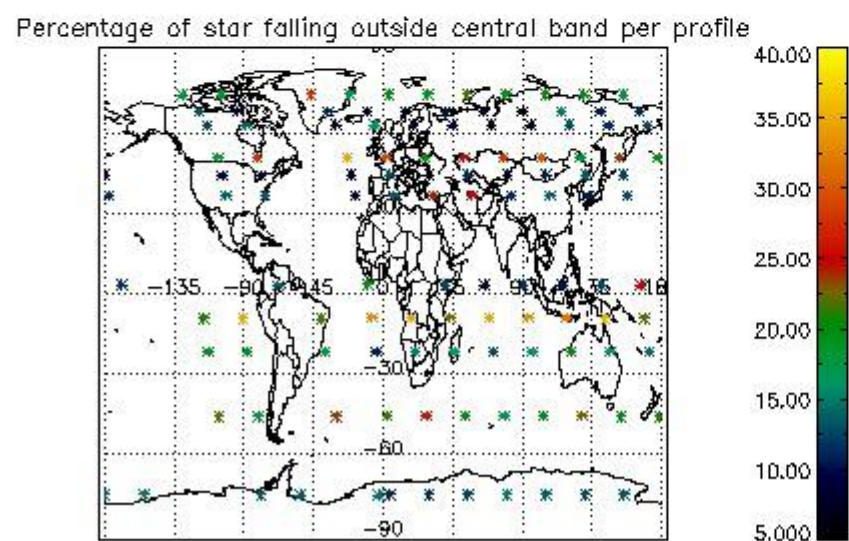
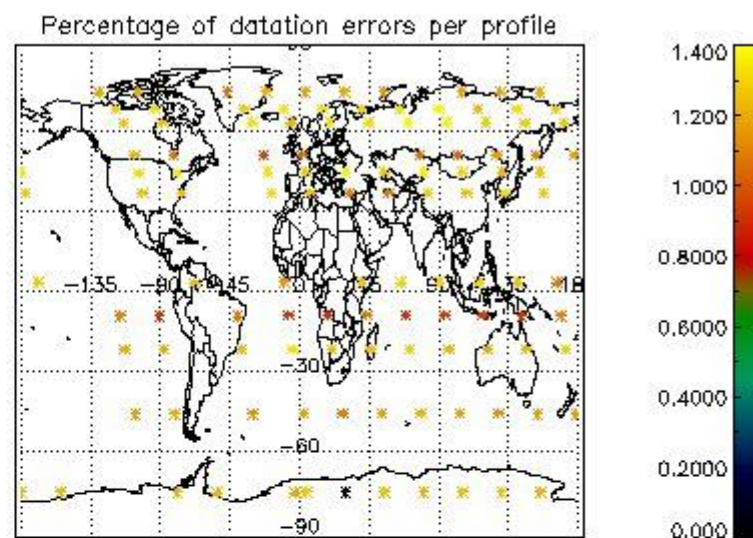
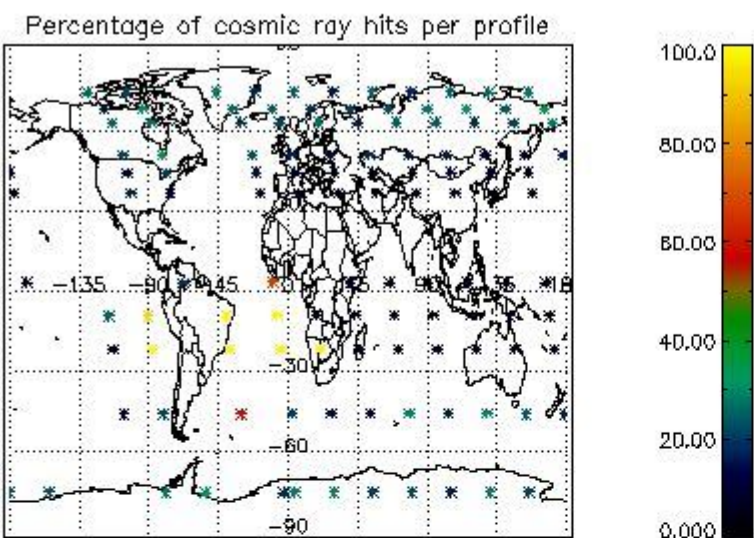


4.1.2 Plot level 1 quality information per product (time dependant): ENVI SAT DESCENDING passes

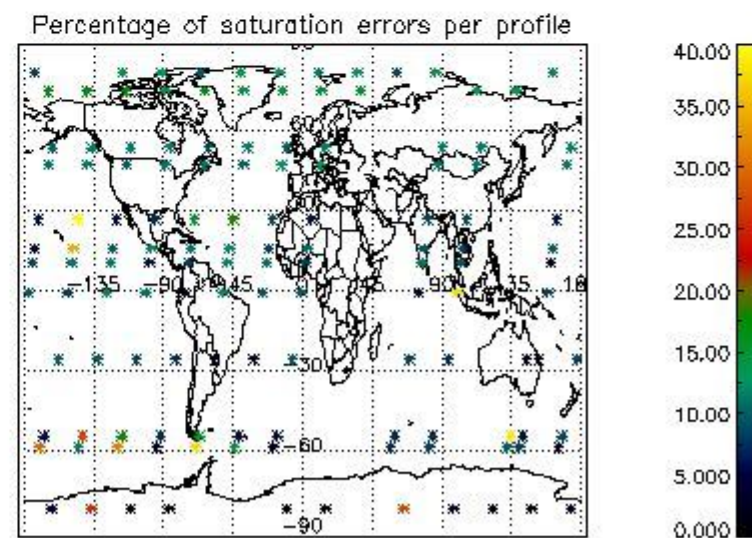
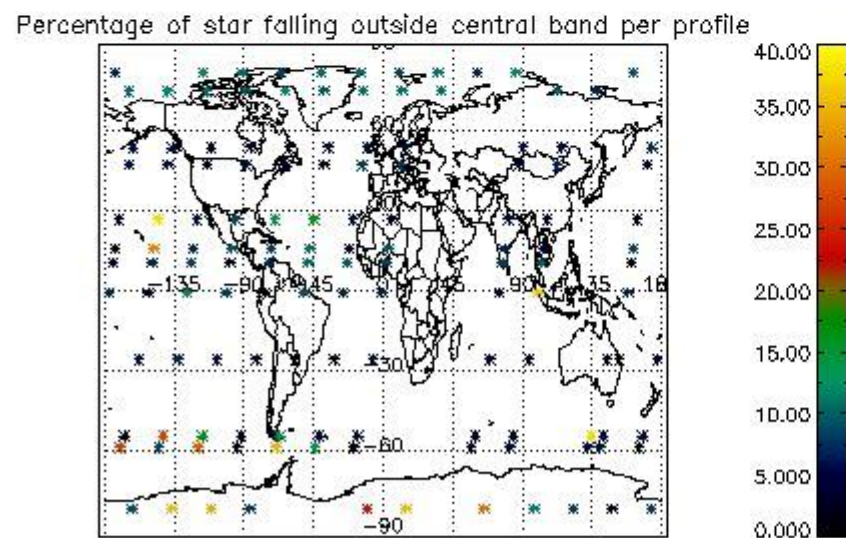
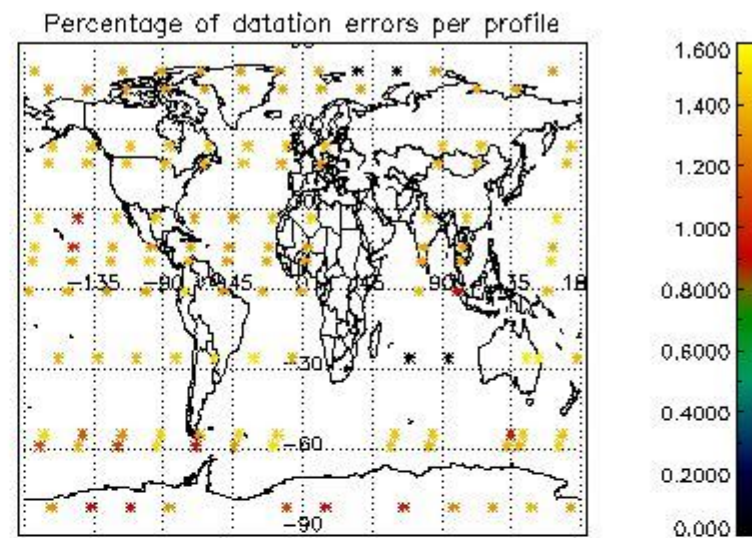
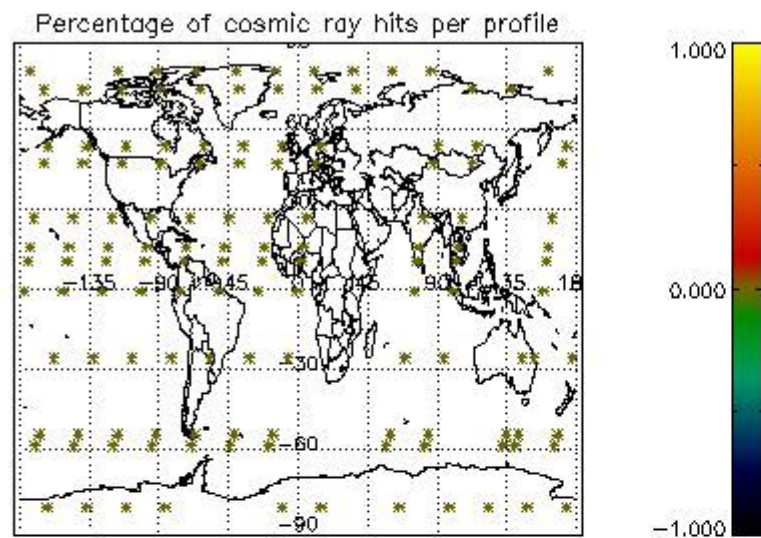


4.2 Plot quality information per product coming from level 1b processing (world map)

4.2.1 Plot level 1 quality information per product (world map): ENVISAT ASCENDING passes



4.2.2 Plot level 1 quality information per product (world map): ENVISAT DESCENDING passes



## 5. Trace gas profiles

### 5.1 Ozone statistics based on quality of products

The final quality of the products can be "measured" using the STD (Standard Deviation) attached to every point profile. This information is written to the parameter GOM\_NL\_\_2P/NL\_LOCAL\_SPECIES\_DENSITY/o3\_std of the level 2 products. The table below shows the statistics for given STD ranges.

The statistics are given with respect to the overall valid production:

- Products without fatal errors: GOM\_NL\_\_2P/MPH/PRODUCT\_ERR=0
- Valid point profile: GOM\_NL\_\_2P/NL\_LOCAL\_SPECIES\_DENSITY/pcd(0)=0

The 'Criteria' is applied to valid points of dark limb products:

- Products in dark limb illumination condition: GOM\_NL\_\_2P/NL\_SUMMARY\_QUALITY/obs\_ill\_cond=0
- Products without fatal errors: GOM\_NL\_\_2P/MPH/PRODUCT\_ERR=0
- Valid point profile: GOM\_NL\_\_2P/NL\_LOCAL\_SPECIES\_DENSITY/pcd(0)=0

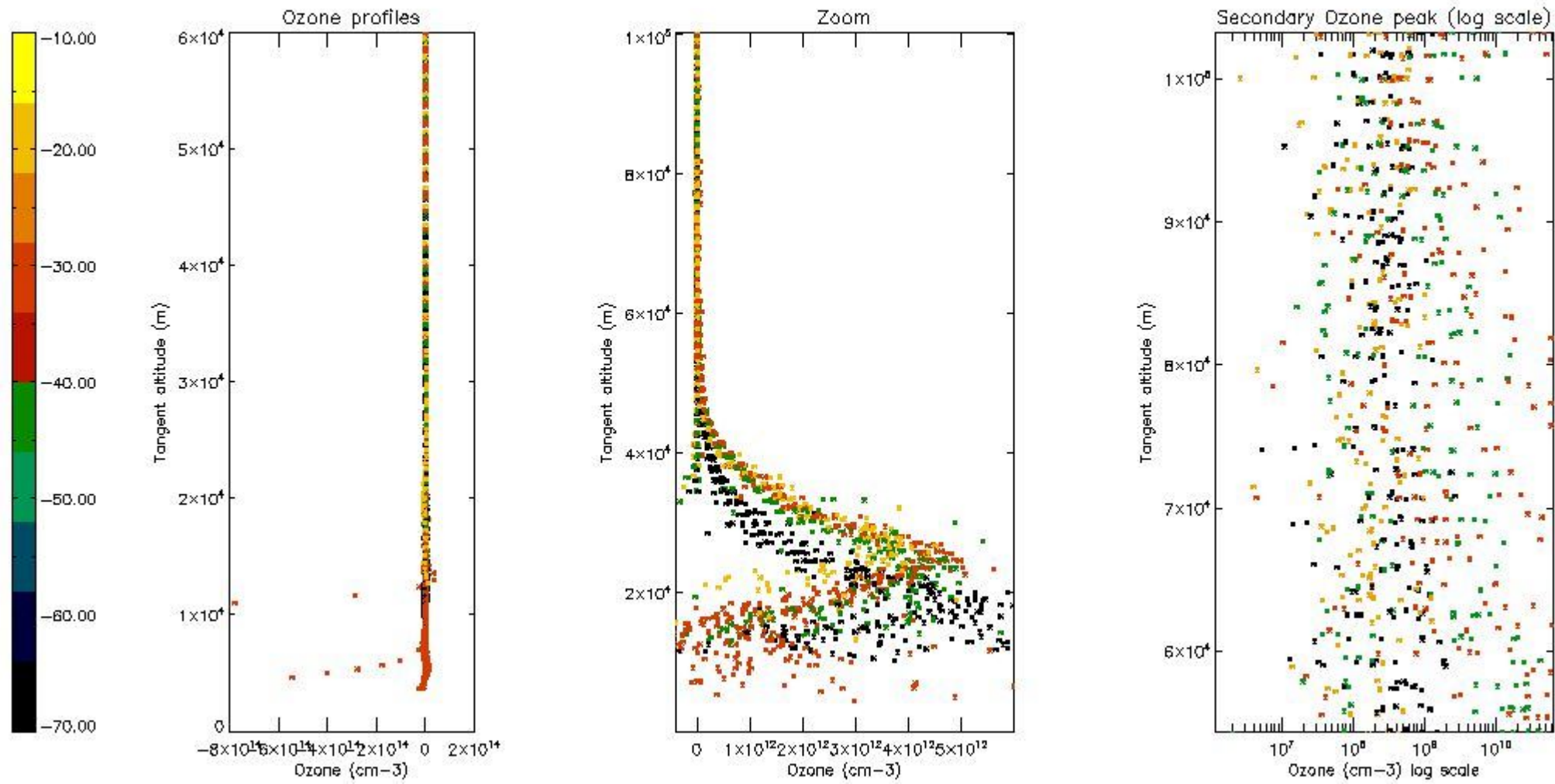
So, the table below shows the percentage of dark limb and valid observations for each criteria with respect to the overall valid daily observations.

Criteria	% of total production
All STD	19
STD < 20	5

STD < 10	2
STD < 5	0

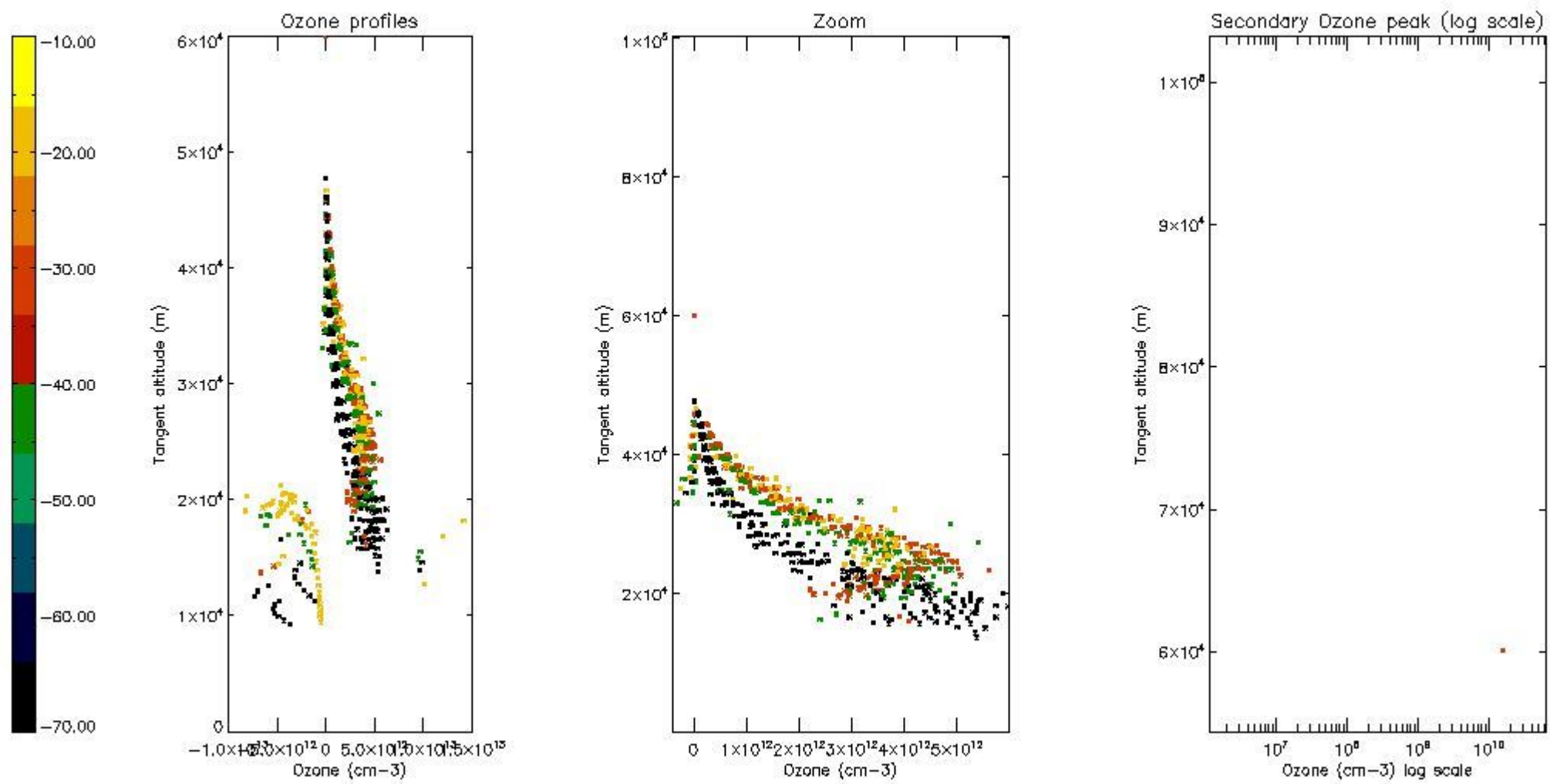
5.2 Plot ozone profiles for all STD (dark without errors)

The colorbar represents the latitude.



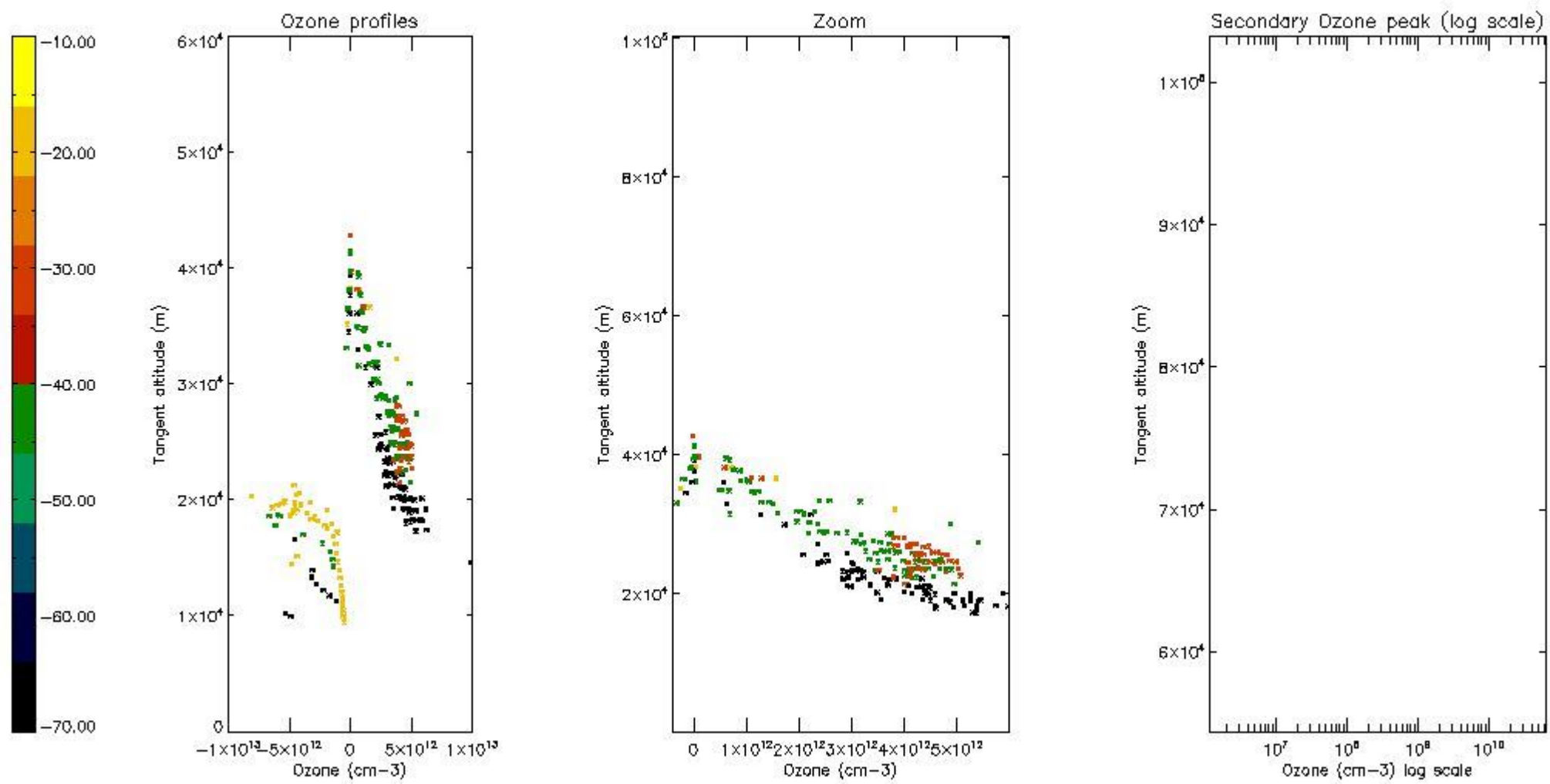
5.3 Plot ozone profiles where STD < 20% (dark without errors)

The colorbar represents the latitude.



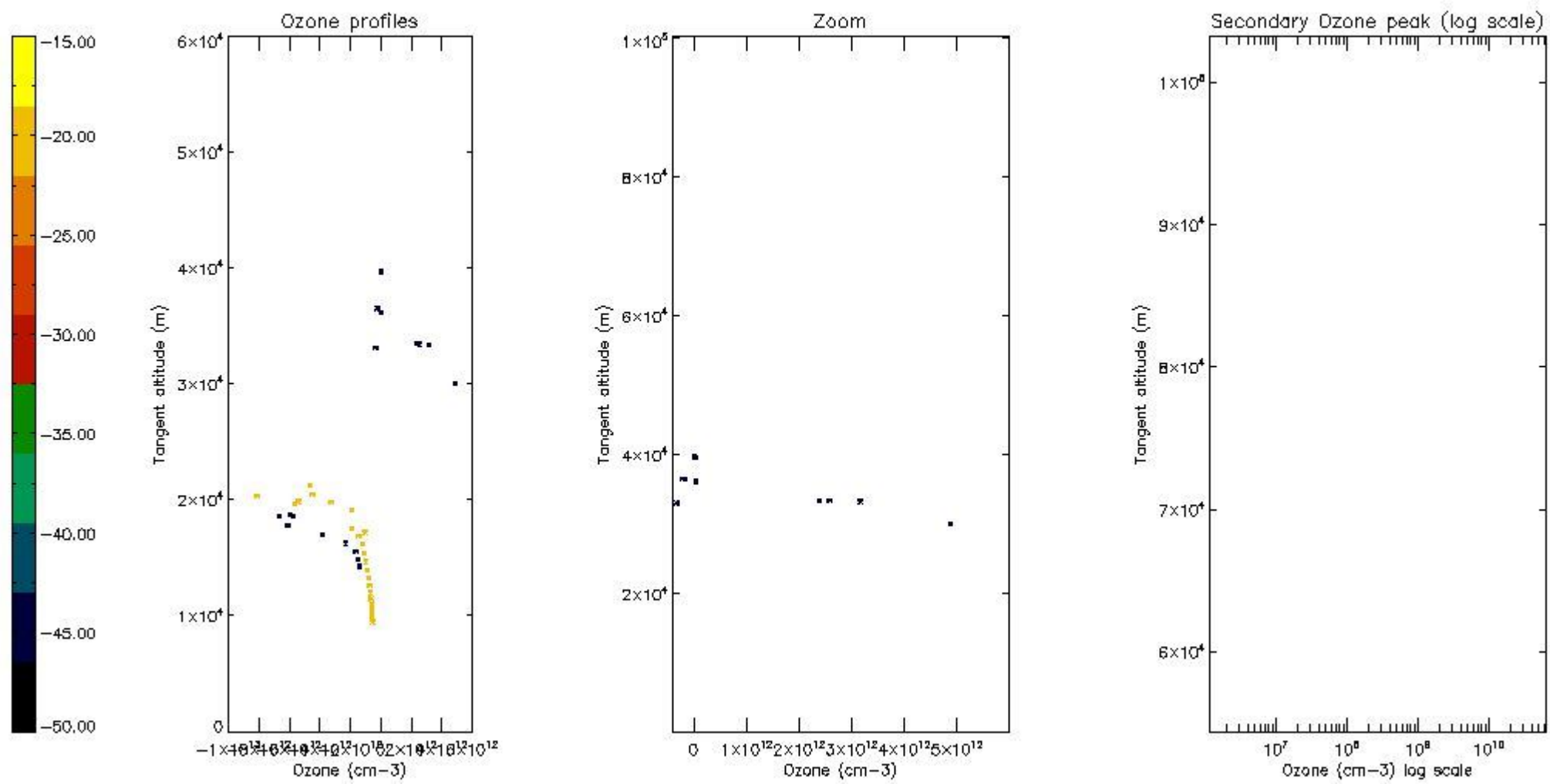
*5.4 Plot ozone profiles where STD < 10% (dark without errors)*

The colorbar represents the latitude.



*5.5 Plot ozone profiles where STD < 5% (dark without errors)*

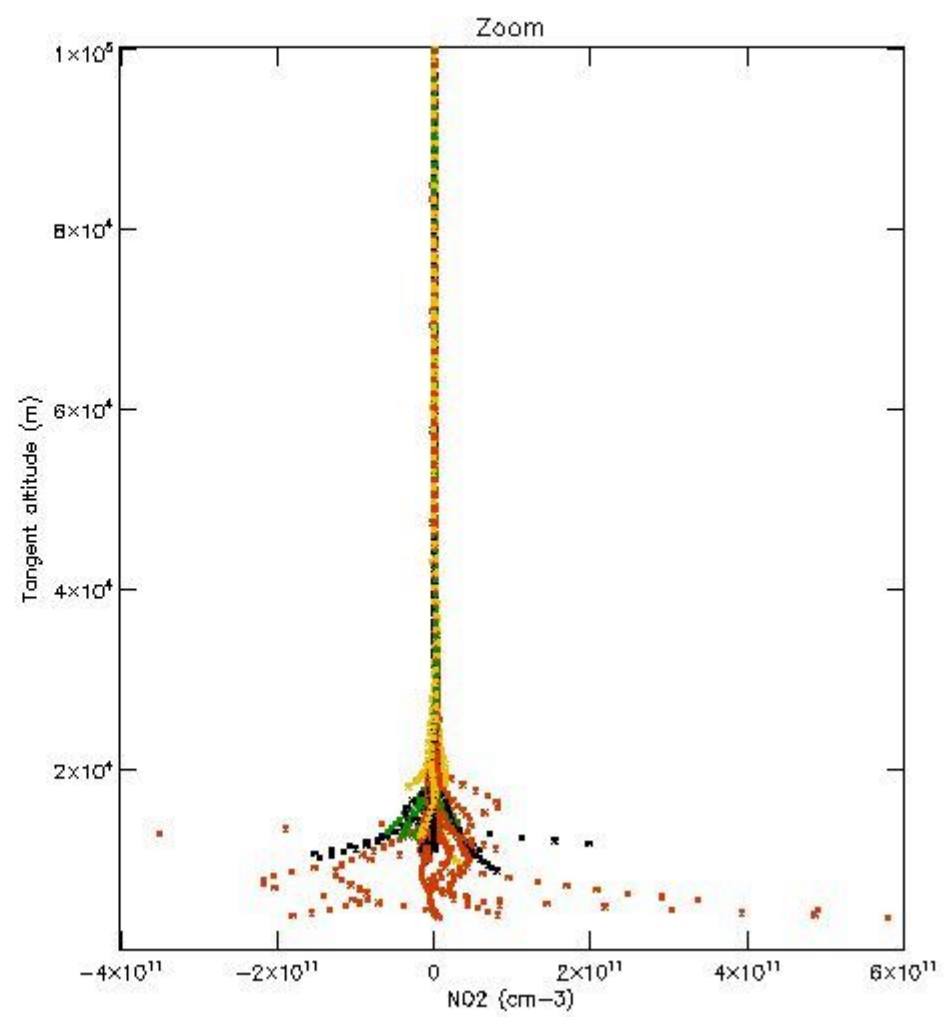
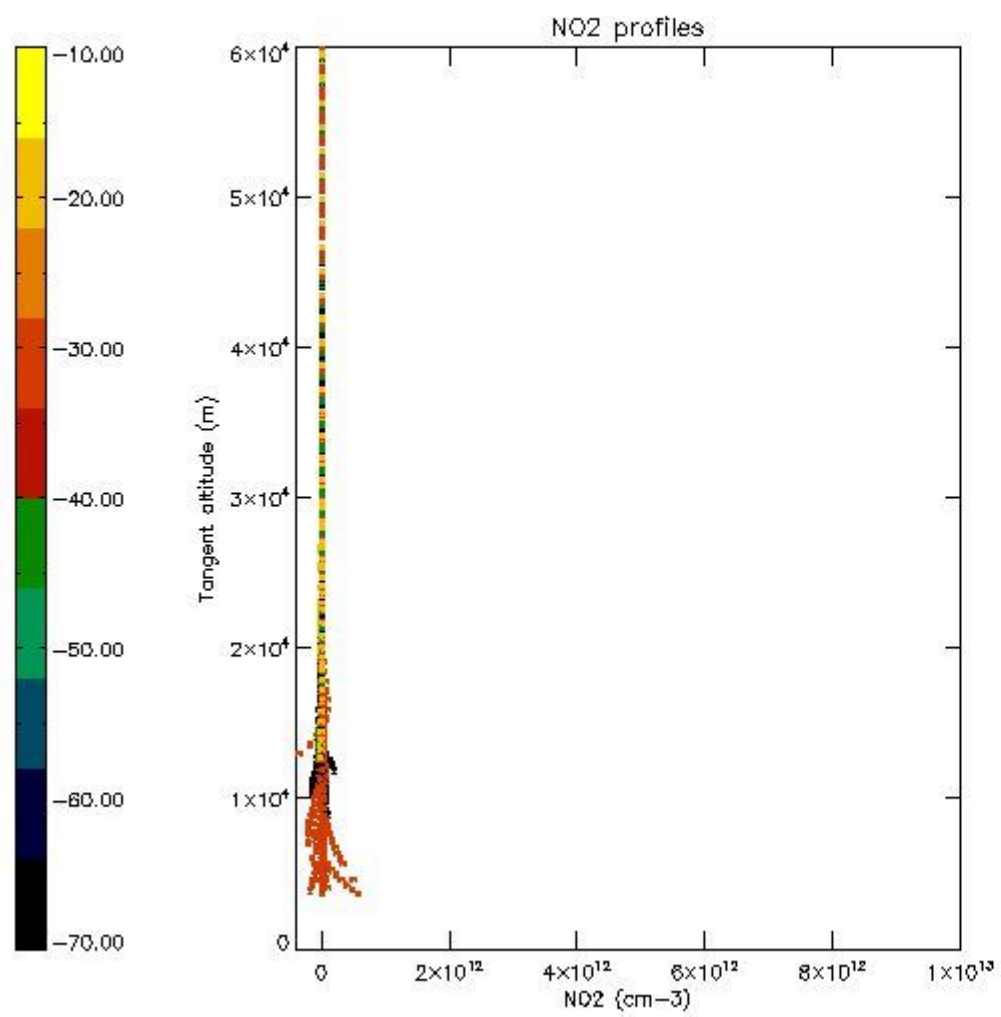
The colorbar represents the latitude.



*5.6 Plot NO<sub>2</sub> profiles for all STD (dark without errors)*

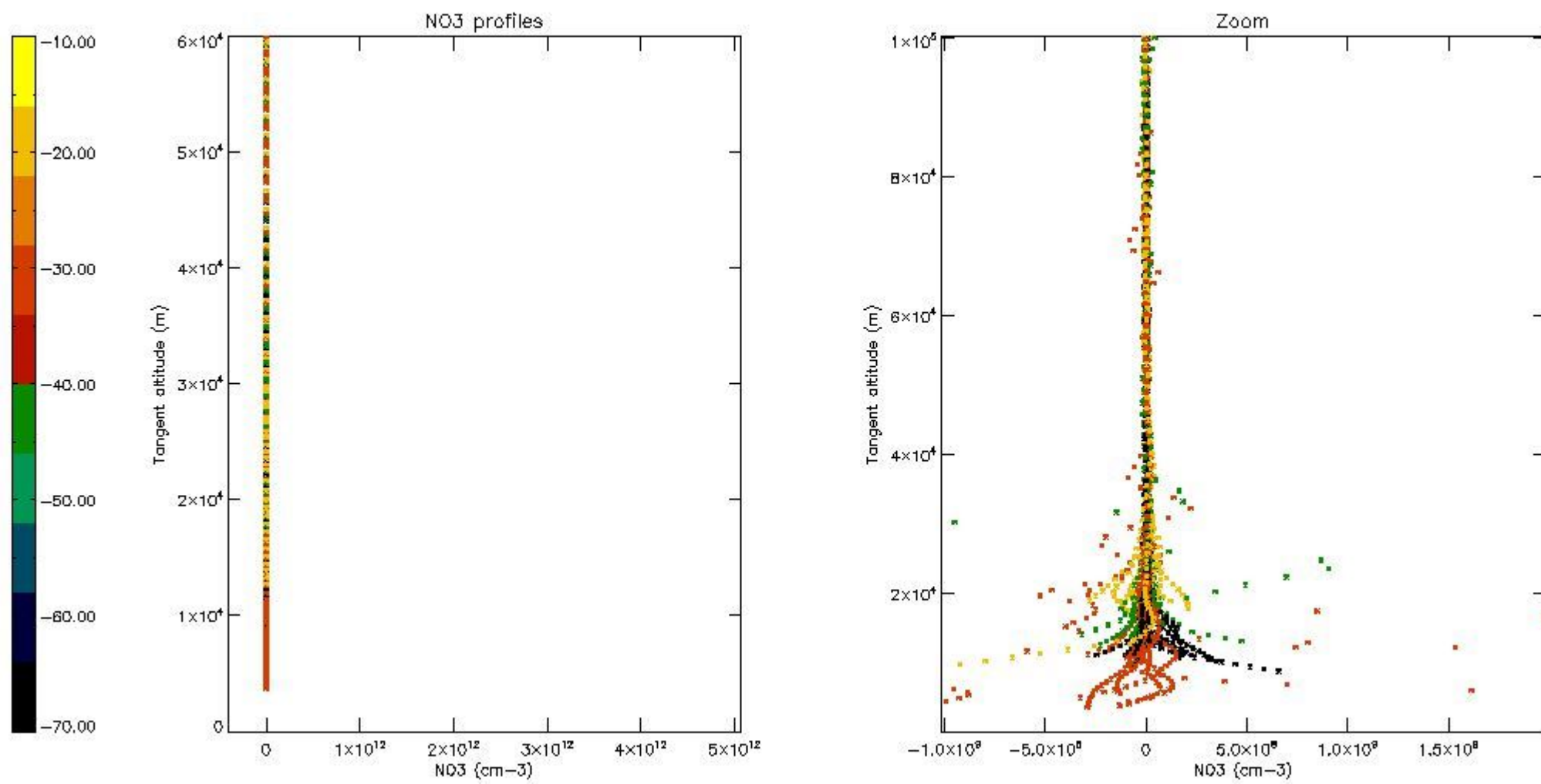
The colorbar represents the latitude.





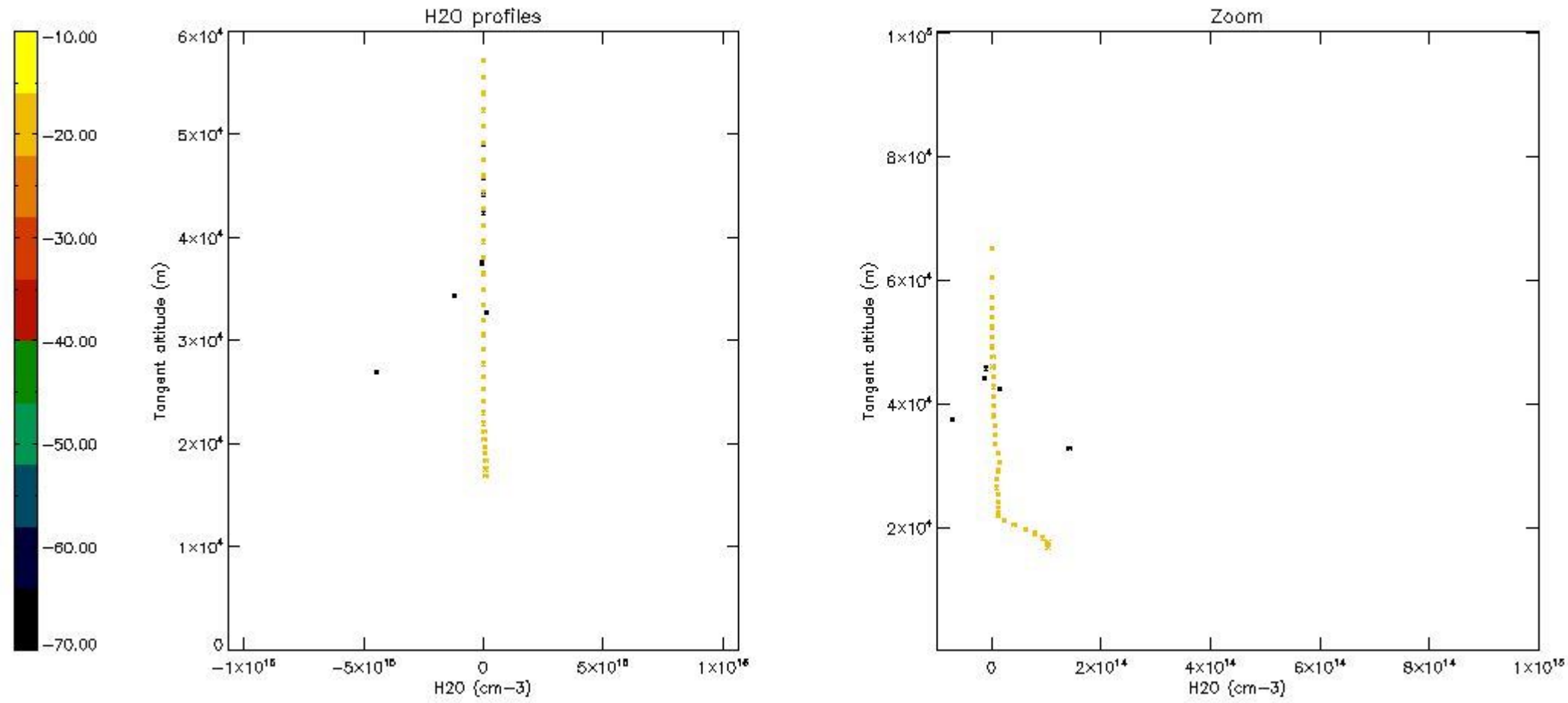
*5.7 Plot NO3 profiles for all STD (dark without errors)*

The colorbar represents the latitude.



5.8 Plot H<sub>2</sub>O profiles for all STD (only for occultations of stars 1,2,3,4,13,14,16,26,63 dark without errors)

The colorbar represents the latitude.



## 6. Auxiliary Data Files used for the production reported in section 2

The number reported in the third column indicates since which file (see list in section 2) the corresponding auxiliary file has been used. The fourth column is the date of those product files.

Type	Auxiliary Filename	Used since product	Used since product date
INST_PHYS_CHARACTERISTICS	GOM_INS_AXVIEC20091111_143220_20030716_120000_20500101_000000	1	09-MAY-2007 00:05:59
LEVEL-2_PROC_CONFIG	GOM_PR2_AXVIEC20091111_152718_20020301_000000_20500101_000000	1	09-MAY-2007 00:05:59
CROSS_SECTIONS_FILE	GOM_CRS_AXVIEC20091111_154832_20020301_000000_20500101_000000	1	09-MAY-2007 00:05:59

# GOMOS Level 2 Daily Report

## SUMMARY

### [1. General Info](#)

### [2. Summary of processed GOM\\_NL\\_2P products](#)

### [3. Level 2 Quality information per product](#)

#### [3.1 Plot of level 2 quality information per product \(time dependant\)](#)

#### [3.2 Plot of level 2 quality information per product \(world map\)](#)

### [4. Level 1 Quality information per product \(stored on level 2 products\)](#)

#### [4.1 Plot of level 1 quality information per product \(time dependant\)](#)

##### [4.1.1 Plot of level 1 quality information per product \(time dependant\): ASCENDING](#)

##### [4.1.2 Plot of level 1 quality information per product \(time dependant\): DESCENDING](#)

#### [4.2 Plot of level 1 quality information per product \(world map\)](#)

##### [4.2.1 Plot of level 1 quality information per product \(world map\): ASCENDING](#)

##### [4.2.2 Plot of level 1 quality information per product \(world map\): DESCENDING](#)

### [5. Ozone profiles based on quality statistics and other trace gas profiles](#)

#### [5.1 Ozone statistics based on quality of products](#)

#### [5.2 Plot ozone profiles for all STD \(dark without errors\)](#)

#### [5.3 Plot ozone profiles where STD < 20% \(dark without errors\)](#)

#### [5.4. Plot ozone profiles where STD < 10% \(dark without errors\)](#)

#### [5.5. Plot ozone profiles where STD < 5% \(dark without errors\)](#)

#### [5.6 Plot NO2 profiles for all STD \(dark without errors\)](#)

#### [5.7 Plot NO3 profiles for all STD \(dark without errors\)](#)

#### [5.8 Plot H2O profiles \(only for occultations of stars 1,2,3,4,13,14,16,26,63 dark without errors\) for all STD](#)

### [6. Auxiliary Data Files used for the production reported in section 2](#)

This report presents the daily analysis on parameters extracted from GOMOS level 2 data (GOM\_NL\_\_2P). It is intended to monitor some important parameters that will impact the quality of these products. A list of level 2 products (and content) that have arrived during the reporting day to the PCF is also given.

Item	Value
Time of report generation	22APR2013 19:22:10
Data source version	GOMOS/6.01
Start time of products	09-05-2007 (09MAY2007 00:00:00)
Stop time of products	10-05-2007 (10MAY2007 00:00:00)
Store outputs in DB	Yes
Nb of level 2 prods	255
Nb of prods with errors	0

## 2. Summary of processed GOM\_NL\_\_2P products.

Nr	Filename	UTC Start time	Limb	Duration	Star Id	Star Name	Star Mag	Star Temp	Nb Meas	Orbit	Prod. error
1	GOM_NL__2PRFIN20070509_000559_000000322058_00016_27124_8284.N1	09-MAY-2007 00:05:59	Bright	32.000	49	1Alp UMi	1.9900	6300.0	64	27124	No
2	GOM_NL__2PRFIN20070509_001407_000000522058_00016_27124_8285.N1	09-MAY-2007 00:14:07	Bright	52.000	76	27Gam Cas	2.3000	30000.	104	27124	No
3	GOM_NL__2PRFIN20070509_001522_000000362058_00016_27124_8286.N1	09-MAY-2007 00:15:22	Bright	35.500	68	18Alp Cas	2.2250	4500.0	71	27124	No
4	GOM_NL__2PRFIN20070509_002331_000000512058_00016_27124_8287.N1	09-MAY-2007 00:23:31	Bright	51.000	58	21Alp And	2.0730	11000.	102	27124	No
5	GOM_NL__2PRFIN20070509_002729_000000422058_00016_27124_8288.N1	09-MAY-2007 00:27:29	Twilight	41.500	140	88Gam Peg	2.8340	26000.	83	27124	No
6	GOM_NL__2PRFIN20070509_003614_000000442058_00016_27124_8289.N1	09-MAY-2007 00:36:14	Dark	44.000	52	16Bet Cet	2.0370	4500.0	88	27124	No
7	GOM_NL__2PRFIN20070509_004303_000000412058_00016_27124_8290.N1	09-MAY-2007 00:43:03	Dark	40.500	84	Alp Phe	2.3970	4500.0	81	27124	No
8	GOM_NL__2PRFIN20070509_004632_000000462058_00016_27124_8291.N1	09-MAY-2007 00:46:32	Dark	46.000	63	Bet Gru	2.1500	2800.0	92	27124	No
9	GOM_NL__2PRFIN20070509_023038_000000402058_00018_27126_8275.N1	09-MAY-2007 02:30:38	Dark	40.000	148	Alp Tuc	2.8780	4100.0	80	27126	No
10	GOM_NL__2PRFIN20070509_024000_000000402058_00018_27126_8276.N1	09-MAY-2007 02:40:00	Straylight	40.000	43	Alp TrA	1.9100	4250.0	80	27126	No
11	GOM_NL__2PRFIN20070509_024212_000000372058_00018_27126_8277.N1	09-MAY-2007 02:42:12	Straylight	37.000	134	Bet TrA	2.8100	6600.0	74	27126	No
12	GOM_NL__2PRFIN20070509_024405_000000472058_00018_27126_8278.N1	09-MAY-2007 02:44:05	Straylight	47.000	4	Alp1Cen	-0.010000	5800.0	94	27126	No
13	GOM_NL__2PRFIN20070509_024735_000000402058_00018_27126_8279.N1	09-MAY-2007 02:47:35	Straylight	39.500	78	Alp Lup	2.3040	28000.	79	27126	No
14	GOM_NL__2PRFIN20070509_024906_000000382058_00018_27126_8280.N1	09-MAY-2007 02:49:06	Straylight	38.000	81	Eta Cen	2.3560	28000.	76	27126	No
15	GOM_NL__2PRFIN20070509_025106_000000422058_00018_27126_8281.N1	09-MAY-2007 02:51:06	Tw_and_stray	41.500	54	5The Cen	2.0550	4500.0	83	27126	No
16	GOM_NL__2PRFIN20070509_025516_000000362058_00018_27126_8282.N1	09-MAY-2007 02:55:16	Bright	36.000	169	46Gam Hya	2.9910	4700.0	72	27126	No
17	GOM_NL__2PRFIN20070509_025832_000000372058_00018_27126_8283.N1	09-MAY-2007 02:58:32	Bright	36.500	15	67Alp Vir	0.97600	28000.	73	27126	No
18	GOM_NL__2PRFIN20070509_030453_000000352058_00018_27126_8284.N1	09-MAY-2007 03:04:53	Bright	35.000	138	47Eps Vir	2.8280	4700.0	70	27126	No
19	GOM_NL__2PRFIN20070509_030647_000000362058_00018_27126_8285.N1	09-MAY-2007 03:06:47	Bright	36.000	111	8Eta Boo	2.6800	6000.0	72	27126	No
20	GOM_NL__2PRFIN20070509_031230_000000352058_00018_27126_8286.N1	09-MAY-2007 03:12:30	Bright	34.500	152	12Alp2CVn	2.8900	11000.	69	27126	No
21	GOM_NL__2PRFIN20070509_031537_000000362058_00018_27126_8287.N1	09-MAY-2007 03:15:37	Bright	36.000	39	85Eta UMa	1.8540	24000.	72	27126	No
22	GOM_NL__2PRFIN20070509_031706_000000372058_00018_27126_8288.N1	09-MAY-2007 03:17:06	Bright	36.500	55	79Zet UMa	2.0600	10200.	73	27126	No
23	GOM_NL__2PRFIN20070509_032011_000000532058_00018_27126_8289.N1	09-MAY-2007 03:20:11	Bright	53.000	36	50Alp UMa	1.8000	6300.0	106	27126	No
24	GOM_NL__2PRFIN20070509_032711_000000352058_00018_27126_8290.N1	09-MAY-2007 03:27:11	Bright	34.500	49	1Alp UMi	1.9900	6300.0	69	27126	No
25	GOM_NL__2PRFIN20070509_033519_000000352058_00018_27126_8291.N1	09-MAY-2007 03:35:19	Bright	34.500	76	27Gam Cas	2.3000	30000.	69	27126	No
26	GOM_NL__2PRFIN20070509_033634_000000362058_00018_27126_8292.N1	09-MAY-2007 03:36:34	Bright	35.500	68	18Alp Cas	2.2250	4500.0	71	27126	No
27	GOM_NL__2PRFIN20070509_034443_000000542058_00018_27126_8293.N1	09-MAY-2007 03:44:43	Bright	54.000	58	21Alp And	2.0730	11000.	108	27126	No
28	GOM_NL__2PRFIN20070509_034841_000000412058_00018_27126_8294.N1	09-MAY-2007 03:48:41	Twilight	40.500	140	88Gam Peg	2.8340	26000.	81	27126	No
29	GOM_NL__2PRFIN20070509_035726_000000422058_00018_27126_8295.N1	09-MAY-2007 03:57:26	Dark	41.500	52	16Bet Cet	2.0370	4500.0	83	27126	No
30	GOM_NL__2PRFIN20070509_040416_000000422058_00018_27126_8296.N1	09-MAY-2007 04:04:16	Dark	41.500	84	Alp Phe	2.3970	4500.0	83	27126	No
31	GOM_NL__2PRFIN20070509_040745_000000552058_00018_27126_8297.N1	09-MAY-2007 04:07:45	Dark	55.000	63	Bet Gru	2.1500	2800.0	110	27126	No
32	GOM_NL__2PRFIN20070509_042037_000000402058_00019_27127_8198.N1	09-MAY-2007 04:20:37	Straylight	40.000	43	Alp TrA	1.9100	4250.0	80	27127	No
33	GOM_NL__2PRFIN20070509_042248_000000382058_00019_27127_8199.N1	09-MAY-2007 04:22:48	Straylight	38.000	134	Bet TrA	2.8100	6600.0	76	27127	No
34	GOM_NL__2PRFIN20070509_042441_000000412058_00019_27127_8200.N1	09-MAY-2007 04:24:41	Straylight	41.000	4	Alp1Cen	-0.010000	5800.0	82	27127	No
35	GOM_NL__2PRFIN20070509_042811_000000402058_00019_27127_8201.N1	09-MAY-2007 04:28:11	Straylight	39.500	78	Alp Lup	2.3040	28000.	79	27127	No
36	GOM_NL__2PRFIN20070509_042943_000000392058_00019_27127_8202.N1	09-MAY-2007 04:29:43	Straylight	39.000	81	Eta Cen	2.3560	28000.	78	27127	No
37	GOM_NL__2PRFIN20070509_043142_000000422058_00019_27127_8203.N1	09-MAY-2007 04:31:42	Tw_and_stray	41.500	54	5The Cen	2.0550	4500.0	83	27127	No
38	GOM_NL__2PRFIN20070509_043553_000000382058_00019_27127_8204.N1	09-MAY-2007 04:35:53	Bright	37.500	169	46Gam Hya	2.9910	4700.0	75	27127	No
39	GOM_NL__2PRFIN20070509_043909_000000372058_00019_27127_8205.N1	09-MAY-2007 04:39:09	Bright	36.500	15	67Alp Vir	0.97600	28000.	73	27127	No
40	GOM_NL__2PRFIN20070509_044529_000000352058_00019_27127_8206.N1	09-MAY-2007 04:45:29	Bright	35.000	138	47Eps Vir	2.8280	4700.0	70	27127	No
41	GOM_NL__2PRFIN20070509_044723_000000362058_00019_27127_8207.N1	09-MAY-2007 04:47:23	Bright	36.000	111	8Eta Boo	2.6800	6000.0	72	27127	No
42	GOM_NL__2PRFIN20070509_045306_000000342058_00019_27127_8208.N1	09-MAY-2007 04:53:06	Bright	34.000	152	12Alp2CVn	2.8900	11000.	68	27127	No

43	GOM_NL__2PRFIN20070509_045613_000000372058_00019_27127_8209.N1	09-MAY-2007 04:56:13	Bright	37.000	39	85Eta UMa	1.8540	24000.	74	27127	No
44	GOM_NL__2PRFIN20070509_045742_000000372058_00019_27127_8210.N1	09-MAY-2007 04:57:42	Bright	36.500	55	79Zet UMa	2.0600	10200.	73	27127	No
45	GOM_NL__2PRFIN20070509_050047_000000362058_00019_27127_8211.N1	09-MAY-2007 05:00:47	Bright	35.500	36	50Alp UMa	1.8000	6300.0	71	27127	No
46	GOM_NL__2PRFIN20070509_050747_000000352058_00019_27127_8212.N1	09-MAY-2007 05:07:47	Bright	35.000	49	1Alp UMi	1.9900	6300.0	70	27127	No
47	GOM_NL__2PRFIN20070509_051555_000000352058_00019_27127_8213.N1	09-MAY-2007 05:15:55	Bright	34.500	76	27Gam Cas	2.3000	30000.	69	27127	No
48	GOM_NL__2PRFIN20070509_051710_000000352058_00019_27127_8214.N1	09-MAY-2007 05:17:10	Bright	35.000	68	18Alp Cas	2.2250	4500.0	70	27127	No
49	GOM_NL__2PRFIN20070509_052519_000000472058_00019_27127_8215.N1	09-MAY-2007 05:25:19	Bright	46.500	58	21Alp And	2.0730	11000.	93	27127	No
50	GOM_NL__2PRFIN20070509_052918_000000412058_00019_27127_8216.N1	09-MAY-2007 05:29:18	Twilight	40.500	140	88Gam Peg	2.8340	26000.	81	27127	No
51	GOM_NL__2PRFIN20070509_053802_000000432058_00019_27127_8217.N1	09-MAY-2007 05:38:02	Dark	43.000	52	16Bet Cet	2.0370	4500.0	86	27127	No
52	GOM_NL__2PRFIN20070509_054452_000000422058_00019_27127_8218.N1	09-MAY-2007 05:44:52	Dark	41.500	84	Alp Phe	2.3970	4500.0	83	27127	No
53	GOM_NL__2PRFIN20070509_054821_000000462058_00019_27127_8219.N1	09-MAY-2007 05:48:21	Dark	45.500	63	Bet Gru	2.1500	2800.0	91	27127	No
54	GOM_NL__2PRFIN20070509_091303_000000392058_00022_27130_8033.N1	09-MAY-2007 09:13:03	Dark	39.000	148	Alp Tuc	2.8780	4100.0	78	27130	No
55	GOM_NL__2PRFIN20070509_092225_000000392058_00022_27130_8034.N1	09-MAY-2007 09:22:25	Straylight	39.000	43	Alp TrA	1.9100	4250.0	78	27130	No
56	GOM_NL__2PRFIN20070509_092437_000000382058_00022_27130_8035.N1	09-MAY-2007 09:24:37	Straylight	37.500	134	Bet TrA	2.8100	6600.0	75	27130	No
57	GOM_NL__2PRFIN20070509_092629_000000432058_00022_27130_8036.N1	09-MAY-2007 09:26:29	Straylight	42.500	4	Alp1Cen	-0.010000	5800.0	85	27130	No
58	GOM_NL__2PRFIN20070509_093000_000000402058_00022_27130_8037.N1	09-MAY-2007 09:30:00	Straylight	39.500	78	Alp Lup	2.3040	28000.	79	27130	No
59	GOM_NL__2PRFIN20070509_093131_000000392058_00022_27130_8038.N1	09-MAY-2007 09:31:31	Straylight	39.000	81	Eta Cen	2.3560	28000.	78	27130	No
60	GOM_NL__2PRFIN20070509_093331_000000422058_00022_27130_8039.N1	09-MAY-2007 09:33:31	Tw_and_stray	41.500	54	5The Cen	2.0550	4500.0	83	27130	No
61	GOM_NL__2PRFIN20070509_093741_000000382058_00022_27130_8040.N1	09-MAY-2007 09:37:41	Bright	38.000	169	46Gam Hya	2.9910	4700.0	76	27130	No
62	GOM_NL__2PRFIN20070509_094057_000000382058_00022_27130_8041.N1	09-MAY-2007 09:40:57	Bright	37.500	15	67Alp Vir	0.97600	28000.	75	27130	No
63	GOM_NL__2PRFIN20070509_094718_000000352058_00022_27130_8042.N1	09-MAY-2007 09:47:18	Bright	35.000	138	47Eps Vir	2.8280	4700.0	70	27130	No
64	GOM_NL__2PRFIN20070509_094911_000000382058_00022_27130_8043.N1	09-MAY-2007 09:49:11	Bright	37.500	111	8Eta Boo	2.6800	6000.0	75	27130	No
65	GOM_NL__2PRFIN20070509_095454_000000342058_00022_27130_8044.N1	09-MAY-2007 09:54:54	Bright	33.500	152	12Alp2CVn	2.8900	11000.	67	27130	No
66	GOM_NL__2PRFIN20070509_095800_000000382058_00022_27130_8045.N1	09-MAY-2007 09:58:00	Bright	37.500	39	85Eta UMa	1.8540	24000.	75	27130	No
67	GOM_NL__2PRFIN20070509_095930_000000362058_00022_27130_8046.N1	09-MAY-2007 09:59:30	Bright	36.000	55	79Zet UMa	2.0600	10200.	72	27130	No
68	GOM_NL__2PRFIN20070509_100236_000000372058_00022_27130_8047.N1	09-MAY-2007 10:02:36	Bright	36.500	36	50Alp UMa	1.8000	6300.0	73	27130	No
69	GOM_NL__2PRFIN20070509_100934_000000362058_00022_27130_8048.N1	09-MAY-2007 10:09:34	Bright	36.000	49	1Alp UMi	1.9900	6300.0	72	27130	No
70	GOM_NL__2PRFIN20070509_101743_000000342058_00022_27130_8049.N1	09-MAY-2007 10:17:43	Bright	34.000	76	27Gam Cas	2.3000	30000.	68	27130	No
71	GOM_NL__2PRFIN20070509_101858_000000332058_00022_27130_8050.N1	09-MAY-2007 10:18:58	Bright	33.000	68	18Alp Cas	2.2250	4500.0	66	27130	No
72	GOM_NL__2PRFIN20070509_102707_000000392058_00022_27130_8051.N1	09-MAY-2007 10:27:07	Bright	38.500	58	21Alp And	2.0730	11000.	77	27130	No
73	GOM_NL__2PRFIN20070509_103106_000000412058_00022_27130_8052.N1	09-MAY-2007 10:31:06	Twilight	40.500	140	88Gam Peg	2.8340	26000.	81	27130	No
74	GOM_NL__2PRFIN20070509_103951_000000432058_00022_27130_8053.N1	09-MAY-2007 10:39:51	Dark	43.000	52	16Bet Cet	2.0370	4500.0	86	27130	No
75	GOM_NL__2PRFIN20070509_104640_000000392058_00022_27130_8054.N1	09-MAY-2007 10:46:40	Dark	39.000	84	Alp Phe	2.3970	4500.0	78	27130	No
76	GOM_NL__2PRFIN20070509_105011_000000462058_00022_27130_8055.N1	09-MAY-2007 10:50:11	Dark	46.000	63	Bet Gru	2.1500	2800.0	92	27130	No
77	GOM_NL__2PRFIN20070509_105339_000000462058_00023_27131_8059.N1	09-MAY-2007 10:53:39	Dark	46.000	148	Alp Tuc	2.8780	4100.0	92	27131	No
78	GOM_NL__2PRFIN20070509_110302_000000392058_00023_27131_8060.N1	09-MAY-2007 11:03:02	Straylight	39.000	43	Alp TrA	1.9100	4250.0	78	27131	No
79	GOM_NL__2PRFIN20070509_110513_000000402058_00023_27131_8061.N1	09-MAY-2007 11:05:13	Straylight	39.500	134	Bet TrA	2.8100	6600.0	79	27131	No
80	GOM_NL__2PRFIN20070509_110706_000000452058_00023_27131_8062.N1	09-MAY-2007 11:07:06	Straylight	44.500	4	Alp1Cen	-0.010000	5800.0	89	27131	No
81	GOM_NL__2PRFIN20070509_111036_000000392058_00023_27131_8063.N1	09-MAY-2007 11:10:36	Straylight	39.000	78	Alp Lup	2.3040	28000.	78	27131	No
82	GOM_NL__2PRFIN20070509_111207_000000382058_00023_27131_8064.N1	09-MAY-2007 11:12:07	Straylight	38.000	81	Eta Cen	2.3560	28000.	76	27131	No
83	GOM_NL__2PRFIN20070509_111407_000000432058_00023_27131_8065.N1	09-MAY-2007 11:14:07	Tw_and_stray	42.500	54	5The Cen	2.0550	4500.0	85	27131	No
84	GOM_NL__2PRFIN20070509_111817_000000362058_00023_27131_8066.N1	09-MAY-2007 11:18:17	Bright	35.500	169	46Gam Hya	2.9910	4700.0	71	27131	No
85	GOM_NL__2PRFIN20070509_112133_000000382058_00023_27131_8067.N1	09-MAY-2007 11:21:33	Bright	37.500	15	67Alp Vir	0.97600	28000.	75	27131	No
86	GOM_NL__2PRFIN20070509_112754_000000352058_00023_27131_8068.N1	09-MAY-2007 11:27:54	Bright	34.500	138	47Eps Vir	2.8280	4700.0	69	27131	No
87	GOM_NL__2PRFIN20070509_112947_000000372058_00023_27131_8069.N1	09-MAY-2007 11:29:47	Bright	37.000	111	8Eta Boo	2.6800	6000.0	74	27131	No
88	GOM_NL__2PRFIN20070509_113530_000000352058_00023_27131_8070.N1	09-MAY-2007 11:35:30	Bright	35.000	152	12Alp2CVn	2.8900	11000.	70	27131	No
89	GOM_NL__2PRFIN20070509_113836_000000362058_00023_27131_8071.N1	09-MAY-2007 11:38:36	Bright	36.000	39	85Eta UMa	1.8540	24000.	72	27131	No
90	GOM_NL__2PRFIN20070509_114006_000000372058_00023_27131_8072.N1	09-MAY-2007 11:40:06	Bright	37.000	55	79Zet UMa	2.0600	10200.	74	27131	No
91	GOM_NL__2PRFIN20070509_114312_000000372058_00023_27131_8073.N1	09-MAY-2007 11:43:12	Bright	37.000	36	50Alp UMa	1.8000	6300.0	74	27131	No
92	GOM_NL__2PRFIN20070509_115010_000000332058_00023_27131_8074.N1	09-MAY-2007 11:50:10	Bright	32.500	49	1Alp UMi	1.9900	6300.0	65	27131	No
93	GOM_NL__2PRFIN20070509_115819_000000342058_00023_27131_8075.N1	09-MAY-2007 11:58:19	Bright	33.500	76	27Gam Cas	2.3000	30000.	67	27131	No
94	GOM_NL__2PRFIN20070509_115934_000000392058_00023_27131_8076.N1	09-MAY-2007 11:59:34	Bright	38.500	68	18Alp Cas	2.2250	4500.0	77	27131	No
95	GOM_NL__2PRFIN20070509_120743_000000542058_00023_27131_8077.N1	09-MAY-2007 12:07:43	Bright	54.000	58	21Alp And	2.0730	11000.	108	27131	No
96	GOM_NL__2PRFIN20070509_121142_000000412058_00023_27131_8078.N1	09-MAY-2007 12:11:42	Twilight	40.500	140	88Gam Peg	2.8340	26000.	81	27131	No
97	GOM_NL__2PRFIN20070509_122027_000000432058_00023_27131_8079.N1	09-MAY-2007 12:20:27	Dark	42.500	52	16Bet Cet	2.0370	4500.0	85	27131	No
98	GOM_NL__2PRFIN20070509_122716_000000412058_00023_27131_8080.N1	09-MAY-2007 12:27:16	Dark	40.500	84	Alp Phe	2.3970	4500.0	81	27131	No
99	GOM_NL__2PRFIN20070509_123047_000000552058_00023_27131_8081.N1	09-MAY-2007 12:30:47	Dark	55.000	63	Bet Gru	2.1500	2800.0	110	27131	No
100	GOM_NL__2PRFIN20070509_123416_000000402058_00024_27132_8091.N1	09-MAY-2007 12:34:16	Dark	40.000	148	Alp Tuc	2.8780	4100.0	80	27132	No
101	GOM_NL__2PRFIN20070509_124338_000000382058_00024_27132_8092.N1	09-MAY-2007 12:43:38	Straylight	38.000	43	Alp TrA	1.9100	4250.0	76	27132	No

102	GOM_NL__2PRFIN20070509_124550_000000412058_00024_27132_8093.N1	09-MAY-2007 12:45:50	Straylight	40.500	134	Bet TrA	2.8100	6600.0	81	27132	No
103	GOM_NL__2PRFIN20070509_124742_000000432058_00024_27132_8094.N1	09-MAY-2007 12:47:42	Straylight	42.500	4	Alp1Cen	-0.010000	5800.0	85	27132	No
104	GOM_NL__2PRFIN20070509_125112_000000392058_00024_27132_8095.N1	09-MAY-2007 12:51:12	Straylight	39.000	78	Alp Lup	2.3040	28000.	78	27132	No
105	GOM_NL__2PRFIN20070509_125243_000000412058_00024_27132_8096.N1	09-MAY-2007 12:52:43	Straylight	40.500	81	Eta Cen	2.3560	28000.	81	27132	No
106	GOM_NL__2PRFIN20070509_125443_000000432058_00024_27132_8097.N1	09-MAY-2007 12:54:43	Twi_and_stray	42.500	54	5The Cen	2.0550	4500.0	85	27132	No
107	GOM_NL__2PRFIN20070509_125853_000000372058_00024_27132_8098.N1	09-MAY-2007 12:58:53	Bright	37.000	169	46Gam Hya	2.9910	4700.0	74	27132	No
108	GOM_NL__2PRFIN20070509_130209_000000372058_00024_27132_8099.N1	09-MAY-2007 13:02:09	Bright	37.000	15	67Alp Vir	0.97600	28000.	74	27132	No
109	GOM_NL__2PRFIN20070509_130830_000000352058_00024_27132_8100.N1	09-MAY-2007 13:08:30	Bright	35.000	138	47Eps Vir	2.8280	4700.0	70	27132	No
110	GOM_NL__2PRFIN20070509_131022_000000352058_00024_27132_8101.N1	09-MAY-2007 13:10:22	Bright	35.000	111	8Eta Boo	2.6800	6000.0	70	27132	No
111	GOM_NL__2PRFIN20070509_131606_000000392058_00024_27132_8102.N1	09-MAY-2007 13:16:06	Bright	38.500	152	12Alp2CVn	2.8900	11000.	77	27132	No
112	GOM_NL__2PRFIN20070509_131912_000000382058_00024_27132_8103.N1	09-MAY-2007 13:19:12	Bright	38.000	39	85Eta UMa	1.8540	24000.	76	27132	No
113	GOM_NL__2PRFIN20070509_132041_000000382058_00024_27132_8104.N1	09-MAY-2007 13:20:41	Bright	37.500	55	79Zet UMa	2.0600	10200.	75	27132	No
114	GOM_NL__2PRFIN20070509_132348_000000382058_00024_27132_8105.N1	09-MAY-2007 13:23:48	Bright	37.500	36	50Alp UMa	1.8000	6300.0	75	27132	No
115	GOM_NL__2PRFIN20070509_133046_000000332058_00024_27132_8106.N1	09-MAY-2007 13:30:46	Bright	33.000	49	1Alp UMi	1.9900	6300.0	66	27132	No
116	GOM_NL__2PRFIN20070509_133855_000000382058_00024_27132_8107.N1	09-MAY-2007 13:38:55	Bright	38.000	76	27Gam Cas	2.3000	30000.	76	27132	No
117	GOM_NL__2PRFIN20070509_134010_000000522058_00024_27132_8108.N1	09-MAY-2007 13:40:10	Bright	52.000	68	18Alp Cas	2.2250	4500.0	104	27132	No
118	GOM_NL__2PRFIN20070509_134819_000000542058_00024_27132_8109.N1	09-MAY-2007 13:48:19	Bright	54.000	58	21Alp And	2.0730	11000.	108	27132	No
119	GOM_NL__2PRFIN20070509_135218_000000412058_00024_27132_8110.N1	09-MAY-2007 13:52:18	Twilight	41.000	140	88Gam Peg	2.8340	26000.	82	27132	No
120	GOM_NL__2PRFIN20070509_140103_000000442058_00024_27132_8111.N1	09-MAY-2007 14:01:03	Dark	44.000	52	16Bet Cet	2.0370	4500.0	88	27132	No
121	GOM_NL__2PRFIN20070509_140752_000000422058_00024_27132_8112.N1	09-MAY-2007 14:07:52	Dark	42.000	84	Alp Phe	2.3970	4500.0	84	27132	No
122	GOM_NL__2PRFIN20070509_141123_000000532058_00024_27132_8113.N1	09-MAY-2007 14:11:23	Dark	53.000	63	Bet Gru	2.1500	2800.0	106	27132	No
123	GOM_NL__2PRFIN20070509_141452_000000392058_00025_27133_8147.N1	09-MAY-2007 14:14:52	Dark	38.500	148	Alp Tuc	2.8780	4100.0	77	27133	No
124	GOM_NL__2PRFIN20070509_142414_000000402058_00025_27133_8148.N1	09-MAY-2007 14:24:14	Straylight	40.000	43	Alp TrA	1.9100	4250.0	80	27133	No
125	GOM_NL__2PRFIN20070509_142626_000000392058_00025_27133_8149.N1	09-MAY-2007 14:26:26	Straylight	38.500	134	Bet TrA	2.8100	6600.0	77	27133	No
126	GOM_NL__2PRFIN20070509_142818_000000492058_00025_27133_8150.N1	09-MAY-2007 14:28:18	Straylight	48.500	4	Alp1Cen	-0.010000	5800.0	97	27133	No
127	GOM_NL__2PRFIN20070509_143148_000000372058_00025_27133_8151.N1	09-MAY-2007 14:31:48	Straylight	36.500	78	Alp Lup	2.3040	28000.	73	27133	No
128	GOM_NL__2PRFIN20070509_143320_000000372058_00025_27133_8152.N1	09-MAY-2007 14:33:20	Straylight	36.500	81	Eta Cen	2.3560	28000.	73	27133	No
129	GOM_NL__2PRFIN20070509_143519_000000422058_00025_27133_8153.N1	09-MAY-2007 14:35:19	Twi_and_stray	41.500	54	5The Cen	2.0550	4500.0	83	27133	No
130	GOM_NL__2PRFIN20070509_143929_000000372058_00025_27133_8154.N1	09-MAY-2007 14:39:29	Bright	36.500	169	46Gam Hya	2.9910	4700.0	73	27133	No
131	GOM_NL__2PRFIN20070509_144245_000000372058_00025_27133_8155.N1	09-MAY-2007 14:42:45	Bright	37.000	15	67Alp Vir	0.97600	28000.	74	27133	No
132	GOM_NL__2PRFIN20070509_144906_000000342058_00025_27133_8156.N1	09-MAY-2007 14:49:06	Bright	34.000	138	47Eps Vir	2.8280	4700.0	68	27133	No
133	GOM_NL__2PRFIN20070509_145059_000000362058_00025_27133_8157.N1	09-MAY-2007 14:50:59	Bright	35.500	111	8Eta Boo	2.6800	6000.0	71	27133	No
134	GOM_NL__2PRFIN20070509_145642_000000382058_00025_27133_8158.N1	09-MAY-2007 14:56:42	Bright	37.500	152	12Alp2CVn	2.8900	11000.	75	27133	No
135	GOM_NL__2PRFIN20070509_145948_000000372058_00025_27133_8159.N1	09-MAY-2007 14:59:48	Bright	37.000	39	85Eta UMa	1.8540	24000.	74	27133	No
136	GOM_NL__2PRFIN20070509_150117_000000362058_00025_27133_8160.N1	09-MAY-2007 15:01:17	Bright	35.500	55	79Zet UMa	2.0600	10200.	71	27133	No
137	GOM_NL__2PRFIN20070509_150425_000000332058_00025_27133_8161.N1	09-MAY-2007 15:04:25	Bright	33.000	36	50Alp UMa	1.8000	6300.0	66	27133	No
138	GOM_NL__2PRFIN20070509_151122_000000352058_00025_27133_8162.N1	09-MAY-2007 15:11:22	Bright	35.000	49	1Alp UMi	1.9900	6300.0	70	27133	No
139	GOM_NL__2PRFIN20070509_151931_000000342058_00025_27133_8163.N1	09-MAY-2007 15:19:31	Bright	34.000	76	27Gam Cas	2.3000	30000.	68	27133	No
140	GOM_NL__2PRFIN20070509_152046_000000342058_00025_27133_8164.N1	09-MAY-2007 15:20:46	Bright	33.500	68	18Alp Cas	2.2250	4500.0	67	27133	No
141	GOM_NL__2PRFIN20070509_152856_000000392058_00025_27133_8165.N1	09-MAY-2007 15:28:56	Bright	38.500	58	21Alp And	2.0730	11000.	77	27133	No
142	GOM_NL__2PRFIN20070509_153255_000000402058_00025_27133_8166.N1	09-MAY-2007 15:32:55	Twilight	39.500	140	88Gam Peg	2.8340	26000.	79	27133	No
143	GOM_NL__2PRFIN20070509_154139_000000432058_00025_27133_8167.N1	09-MAY-2007 15:41:39	Dark	42.500	52	16Bet Cet	2.0370	4500.0	85	27133	No
144	GOM_NL__2PRFIN20070509_154829_000000412058_00025_27133_8168.N1	09-MAY-2007 15:48:29	Dark	40.500	84	Alp Phe	2.3970	4500.0	81	27133	No
145	GOM_NL__2PRFIN20070509_155200_000000542058_00025_27133_8169.N1	09-MAY-2007 15:52:00	Dark	54.000	63	Bet Gru	2.1500	2800.0	108	27133	No
146	GOM_NL__2PRFIN20070509_155528_000000392058_00026_27134_8181.N1	09-MAY-2007 15:55:28	Dark	38.500	148	Alp Tuc	2.8780	4100.0	77	27134	No
147	GOM_NL__2PRFIN20070509_160450_000000392058_00026_27134_8182.N1	09-MAY-2007 16:04:50	Straylight	39.000	43	Alp TrA	1.9100	4250.0	78	27134	No
148	GOM_NL__2PRFIN20070509_160702_000000372058_00026_27134_8183.N1	09-MAY-2007 16:07:02	Straylight	37.000	134	Bet TrA	2.8100	6600.0	74	27134	No
149	GOM_NL__2PRFIN20070509_160854_000000472058_00026_27134_8184.N1	09-MAY-2007 16:08:54	Straylight	46.500	4	Alp1Cen	-0.010000	5800.0	93	27134	No
150	GOM_NL__2PRFIN20070509_161225_000000372058_00026_27134_8185.N1	09-MAY-2007 16:12:25	Straylight	36.500	78	Alp Lup	2.3040	28000.	73	27134	No
151	GOM_NL__2PRFIN20070509_161356_000000382058_00026_27134_8186.N1	09-MAY-2007 16:13:56	Straylight	37.500	81	Eta Cen	2.3560	28000.	75	27134	No
152	GOM_NL__2PRFIN20070509_161555_000000442058_00026_27134_8187.N1	09-MAY-2007 16:15:55	Twi_and_stray	43.500	54	5The Cen	2.0550	4500.0	87	27134	No
153	GOM_NL__2PRFIN20070509_162005_000000382058_00026_27134_8188.N1	09-MAY-2007 16:20:05	Bright	38.000	169	46Gam Hya	2.9910	4700.0	76	27134	No
154	GOM_NL__2PRFIN20070509_162321_000000382058_00026_27134_8189.N1	09-MAY-2007 16:23:21	Bright	38.000	15	67Alp Vir	0.97600	28000.	76	27134	No
155	GOM_NL__2PRFIN20070509_162942_000000352058_00026_27134_8190.N1	09-MAY-2007 16:29:42	Bright	35.000	138	47Eps Vir	2.8280	4700.0	70	27134	No
156	GOM_NL__2PRFIN20070509_163135_000000362058_00026_27134_8191.N1	09-MAY-2007 16:31:35	Bright	35.500	111	8Eta Boo	2.6800	6000.0	71	27134	No
157	GOM_NL__2PRFIN20070509_163718_000000352058_00026_27134_8192.N1	09-MAY-2007 16:37:18	Bright	35.000	152	12Alp2CVn	2.8900	11000.	70	27134	No
158	GOM_NL__2PRFIN20070509_164024_000000382058_00026_27134_8193.N1	09-MAY-2007 16:40:24	Bright	38.000	39	85Eta UMa	1.8540	24000.	76	27134	No
159	GOM_NL__2PRFIN20070509_164153_000000342058_00026_27134_8194.N1	09-MAY-2007 16:41:53	Bright	34.000	55	79Zet UMa	2.0600	10200.	68	27134	No
160	GOM_NL__2PRFIN20070509_164501_000000372058_00026_27134_8195.N1	09-MAY-2007 16:45:01	Bright	37.000	36	50Alp UMa	1.8000	6300.0	74	27134	No

161	GOM_NL__2PRFIN20070509_165158_000000362058_00026_27134_8196.N1	09-MAY-2007 16:51:58	Bright	35.500	49	1Alp UMi	1.9900	6300.0	71	27134	No
162	GOM_NL__2PRFIN20070509_170007_000000392058_00026_27134_8197.N1	09-MAY-2007 17:00:07	Bright	39.000	76	27Gam Cas	2.3000	30000.	78	27134	No
163	GOM_NL__2PRFIN20070509_170122_000000472058_00026_27134_8198.N1	09-MAY-2007 17:01:22	Bright	46.500	68	18Alp Cas	2.2250	4500.0	93	27134	No
164	GOM_NL__2PRFIN20070509_170932_000000382058_00026_27134_8199.N1	09-MAY-2007 17:09:32	Bright	37.500	58	21Alp And	2.0730	11000.	75	27134	No
165	GOM_NL__2PRFIN20070509_171331_000000402058_00026_27134_8200.N1	09-MAY-2007 17:13:31	Twilight	40.000	140	88Gam Peg	2.8340	26000.	80	27134	No
166	GOM_NL__2PRFIN20070509_172215_000000412058_00026_27134_8201.N1	09-MAY-2007 17:22:15	Dark	41.000	52	16Bet Cet	2.0370	4500.0	82	27134	No
167	GOM_NL__2PRFIN20070509_172905_000000392058_00026_27134_8202.N1	09-MAY-2007 17:29:05	Dark	39.000	84	Alp Phe	2.3970	4500.0	78	27134	No
168	GOM_NL__2PRFIN20070509_173237_000000552058_00026_27134_8203.N1	09-MAY-2007 17:32:37	Dark	55.000	63	Bet Gru	2.1500	2800.0	110	27134	No
169	GOM_NL__2PRFIN20070509_173605_000000392058_00027_27135_8236.N1	09-MAY-2007 17:36:05	Dark	38.500	148	Alp Tuc	2.8780	4100.0	77	27135	No
170	GOM_NL__2PRFIN20070509_174527_000000462058_00027_27135_8237.N1	09-MAY-2007 17:45:27	Straylight	46.000	43	Alp TrA	1.9100	4250.0	92	27135	No
171	GOM_NL__2PRFIN20070509_174738_000000392058_00027_27135_8238.N1	09-MAY-2007 17:47:38	Straylight	39.000	134	Bet TrA	2.8100	6600.0	78	27135	No
172	GOM_NL__2PRFIN20070509_174930_000000442058_00027_27135_8239.N1	09-MAY-2007 17:49:30	Straylight	44.000	4	Alp1Cen	-0.010000	5800.0	88	27135	No
173	GOM_NL__2PRFIN20070509_175301_000000382058_00027_27135_8240.N1	09-MAY-2007 17:53:01	Straylight	38.000	78	Alp Lup	2.3040	28000.	76	27135	No
174	GOM_NL__2PRFIN20070509_175432_000000392058_00027_27135_8241.N1	09-MAY-2007 17:54:32	Straylight	38.500	81	Eta Cen	2.3560	28000.	77	27135	No
175	GOM_NL__2PRFIN20070509_175631_000000422058_00027_27135_8242.N1	09-MAY-2007 17:56:31	Twi_and_stray	42.000	54	5The Cen	2.0550	4500.0	84	27135	No
176	GOM_NL__2PRFIN20070509_180042_000000382058_00027_27135_8243.N1	09-MAY-2007 18:00:42	Bright	38.000	169	46Gam Hya	2.9910	4700.0	76	27135	No
177	GOM_NL__2PRFIN20070509_180357_000000372058_00027_27135_8244.N1	09-MAY-2007 18:03:57	Bright	37.000	15	67Alp Vir	0.97600	28000.	74	27135	No
178	GOM_NL__2PRFIN20070509_181018_000000352058_00027_27135_8245.N1	09-MAY-2007 18:10:18	Bright	35.000	138	47Eps Vir	2.8280	4700.0	70	27135	No
179	GOM_NL__2PRFIN20070509_181210_000000352058_00027_27135_8246.N1	09-MAY-2007 18:12:10	Bright	35.000	111	8Eta Boo	2.6800	6000.0	70	27135	No
180	GOM_NL__2PRFIN20070509_181754_000000342058_00027_27135_8247.N1	09-MAY-2007 18:17:54	Bright	34.000	152	12Alp2CVn	2.8900	11000.	68	27135	No
181	GOM_NL__2PRFIN20070509_182100_000000372058_00027_27135_8248.N1	09-MAY-2007 18:21:00	Bright	36.500	39	85Eta UMa	1.8540	24000.	73	27135	No
182	GOM_NL__2PRFIN20070509_182229_000000362058_00027_27135_8249.N1	09-MAY-2007 18:22:29	Bright	36.000	55	79Zet UMa	2.0600	10200.	72	27135	No
183	GOM_NL__2PRFIN20070509_182537_000000382058_00027_27135_8250.N1	09-MAY-2007 18:25:37	Bright	38.000	36	50Alp UMa	1.8000	6300.0	76	27135	No
184	GOM_NL__2PRFIN20070509_183234_000000362058_00027_27135_8251.N1	09-MAY-2007 18:32:34	Bright	36.000	49	1Alp UMi	1.9900	6300.0	72	27135	No
185	GOM_NL__2PRFIN20070509_184043_000000442058_00027_27135_8252.N1	09-MAY-2007 18:40:43	Bright	44.000	76	27Gam Cas	2.3000	30000.	88	27135	No
186	GOM_NL__2PRFIN20070509_184158_000000372058_00027_27135_8253.N1	09-MAY-2007 18:41:58	Bright	36.500	68	18Alp Cas	2.2250	4500.0	73	27135	No
187	GOM_NL__2PRFIN20070509_185008_000000362058_00027_27135_8254.N1	09-MAY-2007 18:50:08	Bright	35.500	58	21Alp And	2.0730	11000.	71	27135	No
188	GOM_NL__2PRFIN20070509_185407_000000412058_00027_27135_8255.N1	09-MAY-2007 18:54:07	Twilight	41.000	140	88Gam Peg	2.8340	26000.	82	27135	No
189	GOM_NL__2PRFIN20070509_190251_000000432058_00027_27135_8256.N1	09-MAY-2007 19:02:51	Dark	42.500	52	16Bet Cet	2.0370	4500.0	85	27135	No
190	GOM_NL__2PRFIN20070509_190941_000000402058_00027_27135_8257.N1	09-MAY-2007 19:09:41	Dark	40.000	84	Alp Phe	2.3970	4500.0	80	27135	No
191	GOM_NL__2PRFIN20070509_191313_000000472058_00027_27135_8258.N1	09-MAY-2007 19:13:13	Dark	46.500	63	Bet Gru	2.1500	2800.0	93	27135	No
192	GOM_NL__2PRFIN20070509_191641_000000402058_00028_27136_8389.N1	09-MAY-2007 19:16:41	Dark	39.500	148	Alp Tuc	2.8780	4100.0	79	27136	No
193	GOM_NL__2PRFIN20070509_192603_000000462058_00028_27136_8390.N1	09-MAY-2007 19:26:03	Straylight	45.500	43	Alp TrA	1.9100	4250.0	91	27136	No
194	GOM_NL__2PRFIN20070509_192815_000000372058_00028_27136_8391.N1	09-MAY-2007 19:28:15	Straylight	36.500	134	Bet TrA	2.8100	6600.0	73	27136	No
195	GOM_NL__2PRFIN20070509_193006_000000422058_00028_27136_8392.N1	09-MAY-2007 19:30:06	Straylight	41.500	4	Alp1Cen	-0.010000	5800.0	83	27136	No
196	GOM_NL__2PRFIN20070509_193337_000000382058_00028_27136_8393.N1	09-MAY-2007 19:33:37	Straylight	37.500	78	Alp Lup	2.3040	28000.	75	27136	No
197	GOM_NL__2PRFIN20070509_193508_000000382058_00028_27136_8394.N1	09-MAY-2007 19:35:08	Straylight	37.500	81	Eta Cen	2.3560	28000.	75	27136	No
198	GOM_NL__2PRFIN20070509_193707_000000432058_00028_27136_8395.N1	09-MAY-2007 19:37:07	Twi_and_stray	42.500	54	5The Cen	2.0550	4500.0	85	27136	No
199	GOM_NL__2PRFIN20070509_194118_000000362058_00028_27136_8396.N1	09-MAY-2007 19:41:18	Bright	36.000	169	46Gam Hya	2.9910	4700.0	72	27136	No
200	GOM_NL__2PRFIN20070509_194433_000000382058_00028_27136_8397.N1	09-MAY-2007 19:44:33	Bright	38.000	15	67Alp Vir	0.97600	28000.	76	27136	No
201	GOM_NL__2PRFIN20070509_195054_000000352058_00028_27136_8398.N1	09-MAY-2007 19:50:54	Bright	34.500	138	47Eps Vir	2.8280	4700.0	69	27136	No
202	GOM_NL__2PRFIN20070509_195246_000000362058_00028_27136_8399.N1	09-MAY-2007 19:52:46	Bright	35.500	111	8Eta Boo	2.6800	6000.0	71	27136	No
203	GOM_NL__2PRFIN20070509_195830_000000522058_00028_27136_8400.N1	09-MAY-2007 19:58:30	Bright	52.000	152	12Alp2CVn	2.8900	11000.	104	27136	No
204	GOM_NL__2PRFIN20070509_200135_000000502058_00028_27136_8401.N1	09-MAY-2007 20:01:35	Bright	49.500	39	85Eta UMa	1.8540	24000.	99	27136	No
205	GOM_NL__2PRFIN20070509_200305_000000362058_00028_27136_8402.N1	09-MAY-2007 20:03:05	Bright	36.000	55	79Zet UMa	2.0600	10200.	72	27136	No
206	GOM_NL__2PRFIN20070509_200613_000000362058_00028_27136_8403.N1	09-MAY-2007 20:06:13	Bright	36.000	36	50Alp UMa	1.8000	6300.0	72	27136	No
207	GOM_NL__2PRFIN20070509_201310_000000362058_00028_27136_8404.N1	09-MAY-2007 20:13:10	Bright	36.000	49	1Alp UMi	1.9900	6300.0	72	27136	No
208	GOM_NL__2PRFIN20070509_202119_000000342058_00028_27136_8405.N1	09-MAY-2007 20:21:19	Bright	33.500	76	27Gam Cas	2.3000	30000.	67	27136	No
209	GOM_NL__2PRFIN20070509_202234_000000462058_00028_27136_8406.N1	09-MAY-2007 20:22:34	Bright	45.500	68	18Alp Cas	2.2250	4500.0	91	27136	No
210	GOM_NL__2PRFIN20070509_203044_000000382058_00028_27136_8407.N1	09-MAY-2007 20:30:44	Bright	38.000	58	21Alp And	2.0730	11000.	76	27136	No
211	GOM_NL__2PRFIN20070509_203443_000000402058_00028_27136_8408.N1	09-MAY-2007 20:34:43	Twilight	40.000	140	88Gam Peg	2.8340	26000.	80	27136	No
212	GOM_NL__2PRFIN20070509_204328_000000462058_00028_27136_8409.N1	09-MAY-2007 20:43:28	Dark	46.000	52	16Bet Cet	2.0370	4500.0	92	27136	No
213	GOM_NL__2PRFIN20070509_205017_000000402058_00028_27136_8410.N1	09-MAY-2007 20:50:17	Dark	40.000	84	Alp Phe	2.3970	4500.0	80	27136	No
214	GOM_NL__2PRFIN20070509_205349_000000552058_00028_27136_8411.N1	09-MAY-2007 20:53:49	Dark	55.000	63	Bet Gru	2.1500	2800.0	110	27136	No
215	GOM_NL__2PRFIN20070509_210639_000000402058_00029_27137_8484.N1	09-MAY-2007 21:06:39	Straylight	40.000	43	Alp TrA	1.9100	4250.0	80	27137	No
216	GOM_NL__2PRFIN20070509_210851_000000392058_00029_27137_8485.N1	09-MAY-2007 21:08:51	Straylight	39.000	134	Bet TrA	2.8100	6600.0	78	27137	No
217	GOM_NL__2PRFIN20070509_211042_000000482058_00029_27137_8486.N1	09-MAY-2007 21:10:42	Straylight	48.000	4	Alp1Cen	-0.010000	5800.0	96	27137	No
218	GOM_NL__2PRFIN20070509_211413_000000412058_00029_27137_8487.N1	09-MAY-2007 21:14:13	Straylight	40.500	78	Alp Lup	2.3040	28000.	81	27137	No
219	GOM_NL__2PRFIN20070509_211544_000000382058_00029_27137_8488.N1	09-MAY-2007 21:15:44	Straylight	37.500	81	Eta Cen	2.3560	28000.	75	27137	No

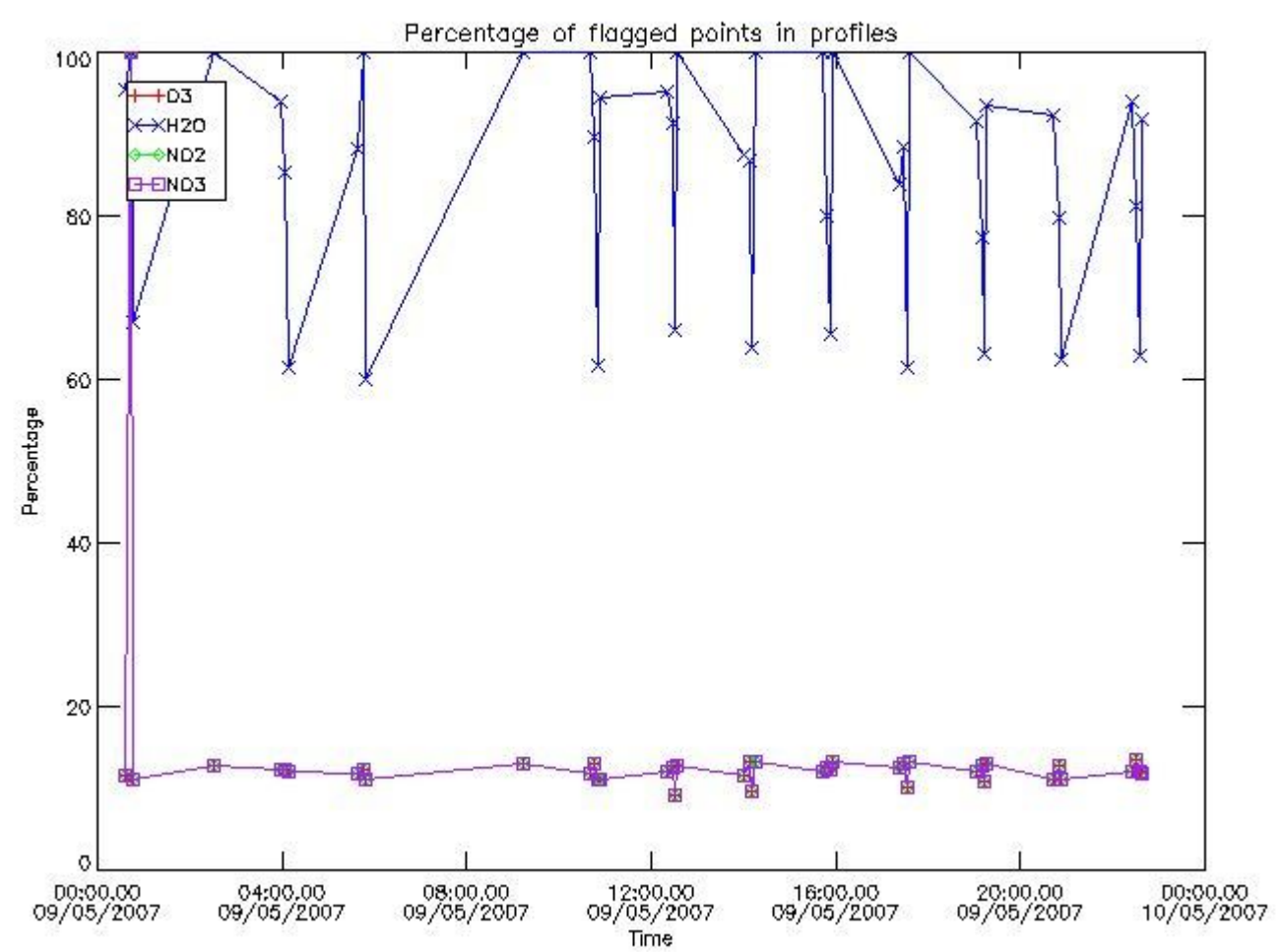


220	GOM_NL__2PRFIN20070509_211744_000000412058_00029_27137_8489.N1	09-MAY-2007 21:17:44	Twilight	41.000	54	5The Cen	2.0550	4500.0	82	27137	No
221	GOM_NL__2PRFIN20070509_212154_000000382058_00029_27137_8490.N1	09-MAY-2007 21:21:54	Bright	37.500	169	46Gam Hya	2.9910	4700.0	75	27137	No
222	GOM_NL__2PRFIN20070509_212510_000000382058_00029_27137_8491.N1	09-MAY-2007 21:25:10	Bright	38.000	15	67Alp Vir	0.97600	28000.	76	27137	No
223	GOM_NL__2PRFIN20070509_213130_000000352058_00029_27137_8492.N1	09-MAY-2007 21:31:30	Bright	34.500	138	47Eps Vir	2.8280	4700.0	69	27137	No
224	GOM_NL__2PRFIN20070509_213322_000000362058_00029_27137_8493.N1	09-MAY-2007 21:33:22	Bright	35.500	111	8Eta Boo	2.6800	6000.0	71	27137	No
225	GOM_NL__2PRFIN20070509_213906_000000342058_00029_27137_8494.N1	09-MAY-2007 21:39:06	Bright	33.500	152	12Alp2CVn	2.8900	11000.	67	27137	No
226	GOM_NL__2PRFIN20070509_214211_000000342058_00029_27137_8495.N1	09-MAY-2007 21:42:11	Bright	34.000	39	85Eta UMa	1.8540	24000.	68	27137	No
227	GOM_NL__2PRFIN20070509_214341_000000352058_00029_27137_8496.N1	09-MAY-2007 21:43:41	Bright	35.000	55	79Zet UMa	2.0600	10200.	70	27137	No
228	GOM_NL__2PRFIN20070509_214650_000000372058_00029_27137_8497.N1	09-MAY-2007 21:46:50	Bright	36.500	36	50Alp UMa	1.8000	6300.0	73	27137	No
229	GOM_NL__2PRFIN20070509_215346_000000362058_00029_27137_8498.N1	09-MAY-2007 21:53:46	Bright	35.500	49	1Alp UMi	1.9900	6300.0	71	27137	No
230	GOM_NL__2PRFIN20070509_220155_000000352058_00029_27137_8499.N1	09-MAY-2007 22:01:55	Bright	35.000	76	27Gam Cas	2.3000	30000.	70	27137	No
231	GOM_NL__2PRFIN20070509_220310_000000342058_00029_27137_8500.N1	09-MAY-2007 22:03:10	Bright	34.000	68	18Alp Cas	2.2250	4500.0	68	27137	No
232	GOM_NL__2PRFIN20070509_221120_000000402058_00029_27137_8501.N1	09-MAY-2007 22:11:20	Bright	39.500	58	21Alp And	2.0730	11000.	79	27137	No
233	GOM_NL__2PRFIN20070509_221520_000000392058_00029_27137_8502.N1	09-MAY-2007 22:15:20	Twilight	39.000	140	88Gam Peg	2.8340	26000.	78	27137	No
234	GOM_NL__2PRFIN20070509_222404_000000432058_00029_27137_8503.N1	09-MAY-2007 22:24:04	Dark	42.500	52	16Bet Cet	2.0370	4500.0	85	27137	No
235	GOM_NL__2PRFIN20070509_223053_000000382058_00029_27137_8504.N1	09-MAY-2007 22:30:53	Dark	37.500	84	Alp Phe	2.3970	4500.0	75	27137	No
236	GOM_NL__2PRFIN20070509_223426_000000552058_00029_27137_8505.N1	09-MAY-2007 22:34:26	Dark	54.500	63	Bet Gru	2.1500	2800.0	109	27137	No
237	GOM_NL__2PRFIN20070509_223754_000000442058_00030_27138_8481.N1	09-MAY-2007 22:37:54	Dark	43.500	148	Alp Tuc	2.8780	4100.0	87	27138	No
238	GOM_NL__2PRFIN20070509_224715_000000382058_00030_27138_8482.N1	09-MAY-2007 22:47:15	Straylight	38.000	43	Alp TrA	1.9100	4250.0	76	27138	No
239	GOM_NL__2PRFIN20070509_224927_000000382058_00030_27138_8483.N1	09-MAY-2007 22:49:27	Straylight	37.500	134	Bet TrA	2.8100	6600.0	75	27138	No
240	GOM_NL__2PRFIN20070509_225118_000000522058_00030_27138_8484.N1	09-MAY-2007 22:51:18	Straylight	52.000	4	Alp1Cen	-0.010000	5800.0	104	27138	No
241	GOM_NL__2PRFIN20070509_225449_000000382058_00030_27138_8485.N1	09-MAY-2007 22:54:49	Straylight	37.500	78	Alp Lup	2.3040	28000.	75	27138	No
242	GOM_NL__2PRFIN20070509_225620_000000392058_00030_27138_8486.N1	09-MAY-2007 22:56:20	Straylight	39.000	81	Eta Cen	2.3560	28000.	78	27138	No
243	GOM_NL__2PRFIN20070509_225820_000000472058_00030_27138_8487.N1	09-MAY-2007 22:58:20	Twilight	47.000	54	5The Cen	2.0550	4500.0	94	27138	No
244	GOM_NL__2PRFIN20070509_230230_000000382058_00030_27138_8488.N1	09-MAY-2007 23:02:30	Bright	38.000	169	46Gam Hya	2.9910	4700.0	76	27138	No
245	GOM_NL__2PRFIN20070509_230546_000000382058_00030_27138_8489.N1	09-MAY-2007 23:05:46	Bright	38.000	15	67Alp Vir	0.97600	28000.	76	27138	No
246	GOM_NL__2PRFIN20070509_231207_000000352058_00030_27138_8490.N1	09-MAY-2007 23:12:07	Bright	35.000	138	47Eps Vir	2.8280	4700.0	70	27138	No
247	GOM_NL__2PRFIN20070509_231358_000000362058_00030_27138_8491.N1	09-MAY-2007 23:13:58	Bright	35.500	111	8Eta Boo	2.6800	6000.0	71	27138	No
248	GOM_NL__2PRFIN20070509_231942_000000332058_00030_27138_8492.N1	09-MAY-2007 23:19:42	Bright	33.000	152	12Alp2CVn	2.8900	11000.	66	27138	No
249	GOM_NL__2PRFIN20070509_232247_000000372058_00030_27138_8493.N1	09-MAY-2007 23:22:47	Bright	36.500	39	85Eta UMa	1.8540	24000.	73	27138	No
250	GOM_NL__2PRFIN20070509_232417_000000332058_00030_27138_8494.N1	09-MAY-2007 23:24:17	Bright	33.000	55	79Zet UMa	2.0600	10200.	66	27138	No
251	GOM_NL__2PRFIN20070509_232726_000000362058_00030_27138_8495.N1	09-MAY-2007 23:27:26	Bright	36.000	36	50Alp UMa	1.8000	6300.0	72	27138	No
252	GOM_NL__2PRFIN20070509_233422_000000322058_00030_27138_8496.N1	09-MAY-2007 23:34:22	Bright	32.000	49	1Alp UMi	1.9900	6300.0	64	27138	No
253	GOM_NL__2PRFIN20070509_234231_000000342058_00030_27138_8497.N1	09-MAY-2007 23:42:31	Bright	34.000	76	27Gam Cas	2.3000	30000.	68	27138	No
254	GOM_NL__2PRFIN20070509_234346_000000362058_00030_27138_8498.N1	09-MAY-2007 23:43:46	Bright	35.500	68	18Alp Cas	2.2250	4500.0	71	27138	No
255	GOM_NL__2PRFIN20070509_235556_000000402058_00030_27138_8499.N1	09-MAY-2007 23:55:56	Twilight	39.500	140	88Gam Peg	2.8340	26000.	79	27138	No

### 3. Quality information per product

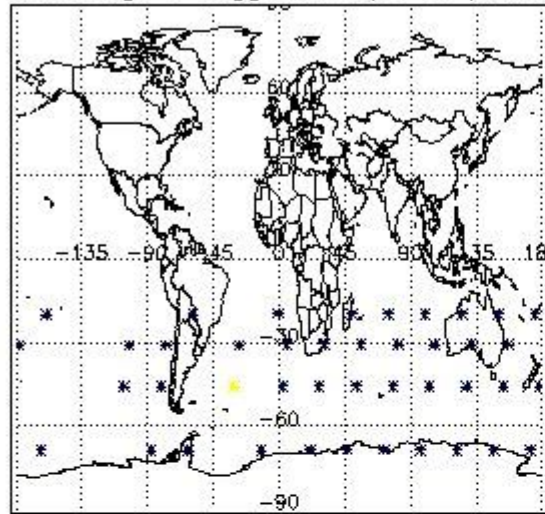
In this section it is plotted some information contained in the Quality Summary data set of the level 2 products. Only products in dark limb conditions and without errors (error flag in the MPH set to "0") are used.

#### 3.1 Plot quality information per product (time dependant)

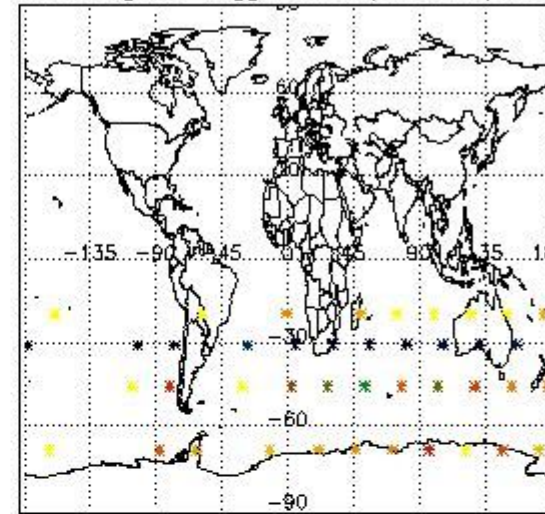


3.2 Plot quality information per product (world map)


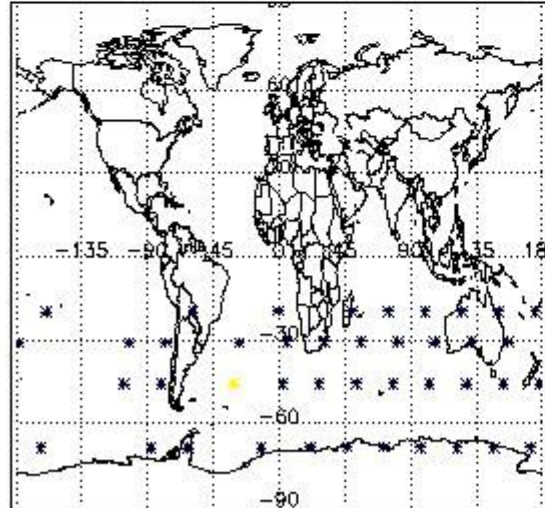
Percentage of flagged data per O3 profile



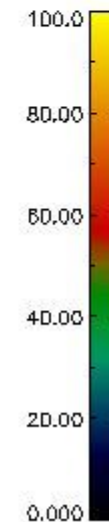
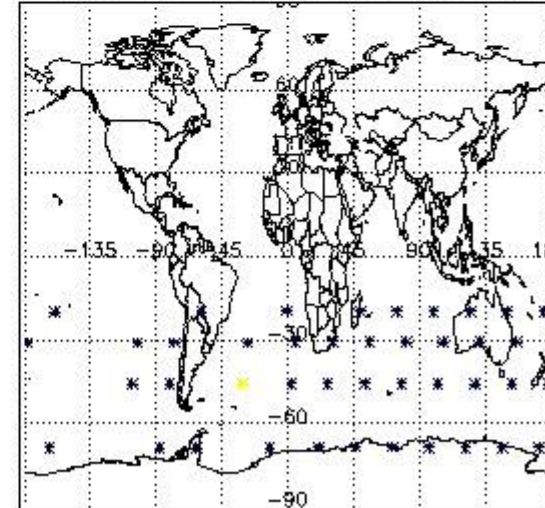
Percentage of flagged data per H2O profile



Percentage of flagged data per NO2 profile



Percentage of flagged data per NO3 profile

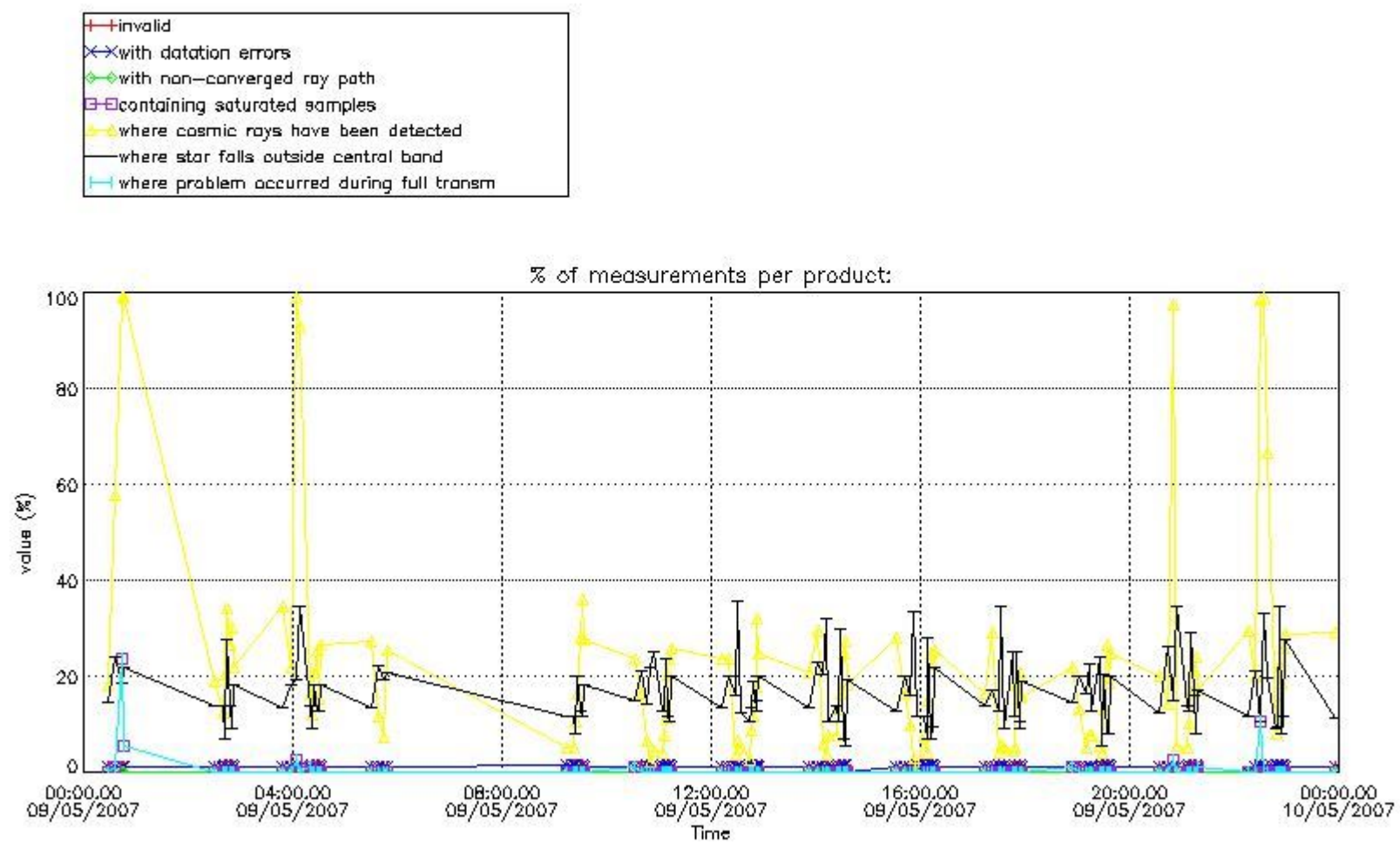


#### 4. Level 1 quality information per product

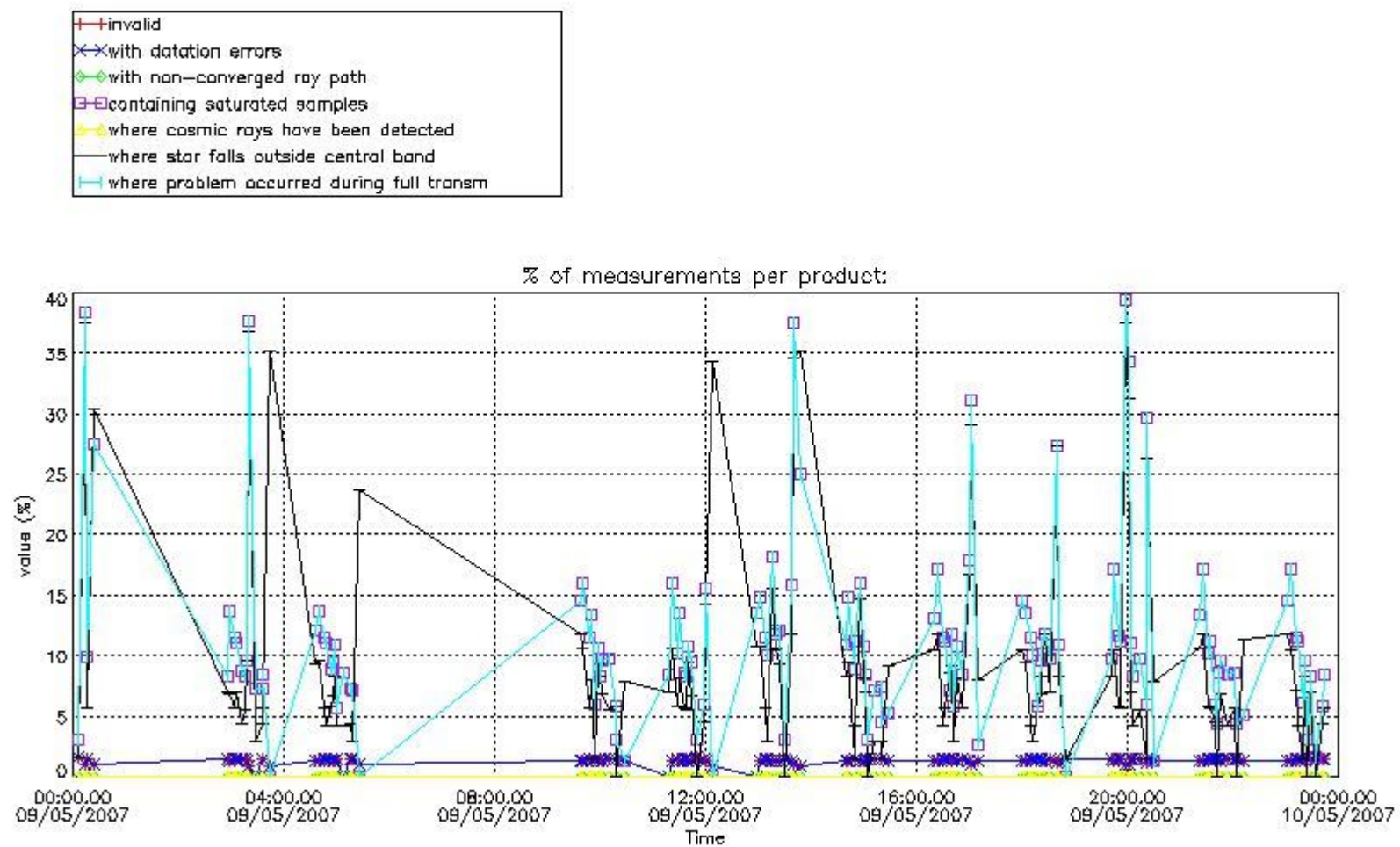
In this section it is plotted some information contained in the Quality Summary data set of the level 2 products that comes from the level 1b processing. Products without errors (error flag in the MPH set to "0") are used.

##### 4.1 Plot quality information per product (time dependant) coming from level 1b processing

###### 4.1.1 Plot level 1 quality information per product (time dependant): ENVISAT ASCENDING passes

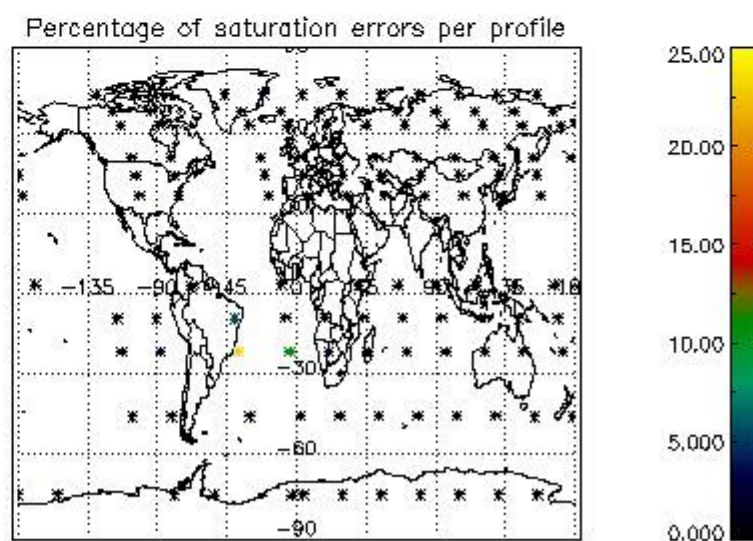
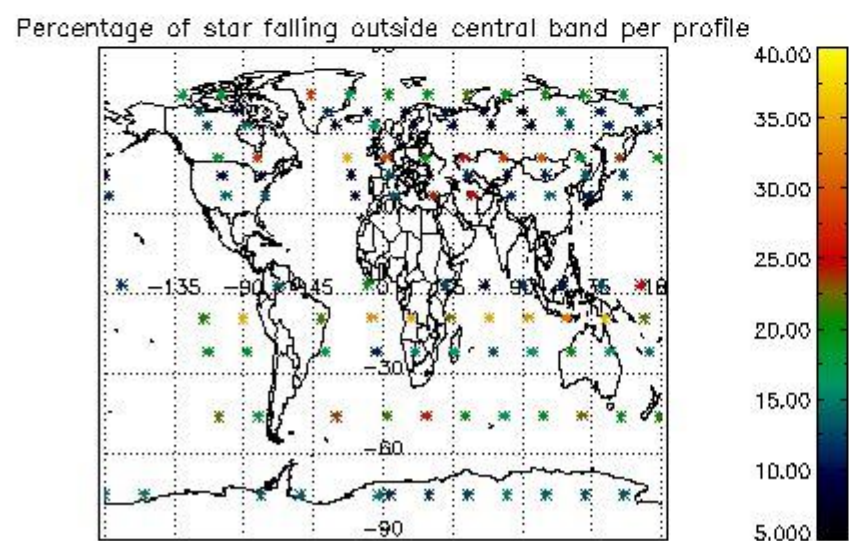
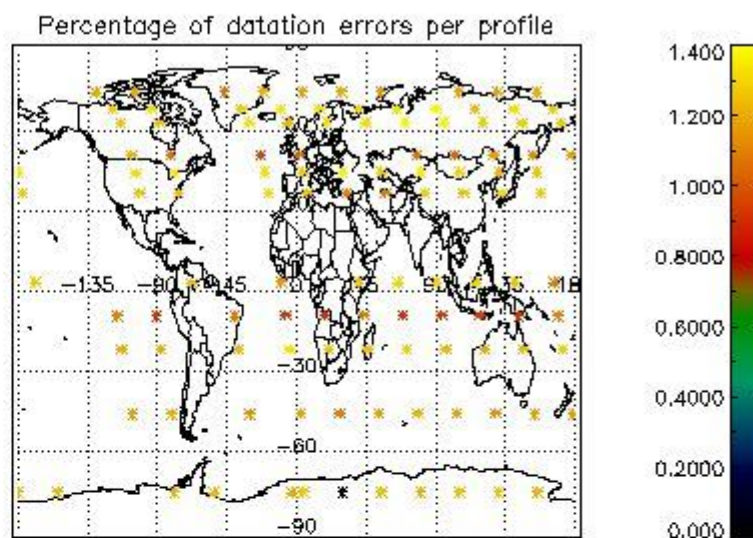
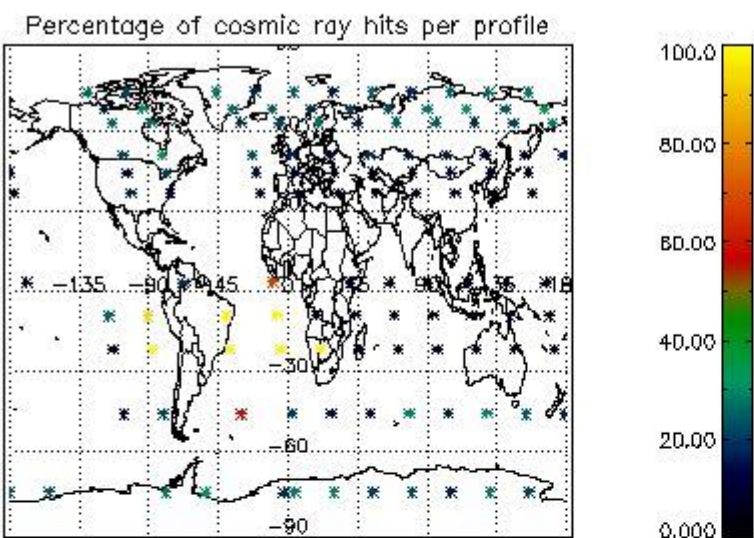


4.1.2 Plot level 1 quality information per product (time dependant): ENVI SAT DESCENDING passes

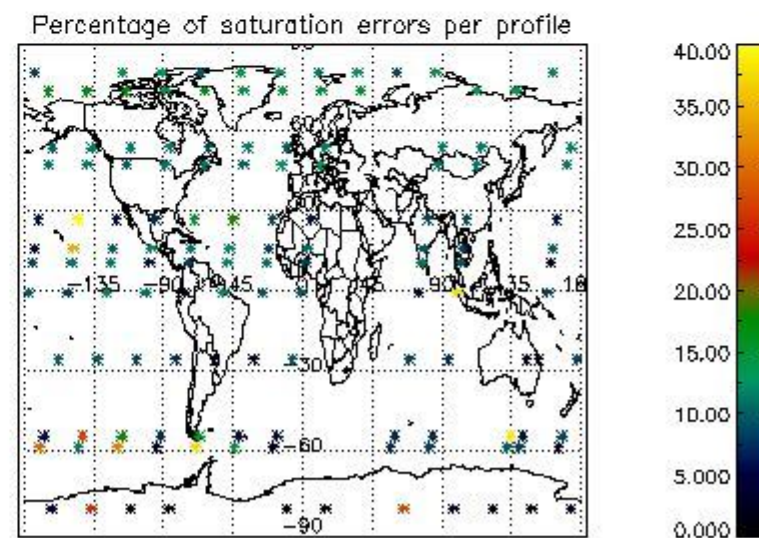
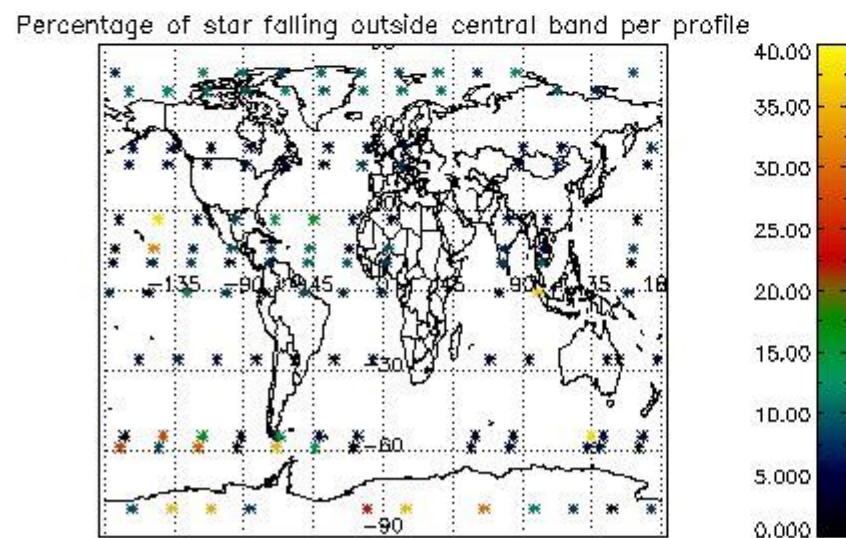
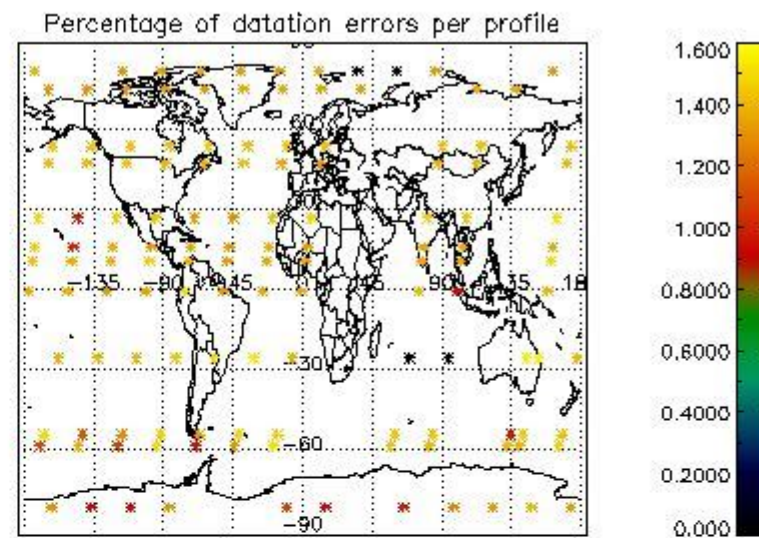
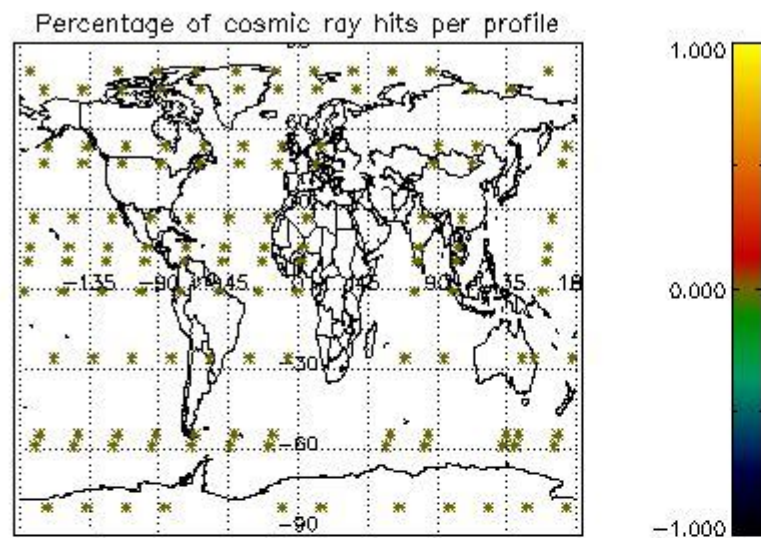


*4.2 Plot quality information per product coming from level 1b processing (world map)*

*4.2.1 Plot level 1 quality information per product (world map): ENVISAT ASCENDING passes*



4.2.2 Plot level 1 quality information per product (world map): ENVISAT DESCENDING passes



## 5. Trace gas profiles

### 5.1 Ozone statistics based on quality of products

The final quality of the products can be "measured" using the STD (Standard Deviation) attached to every point profile. This information is written to the parameter GOM\_NL\_\_2P/NL\_LOCAL\_SPECIES\_DENSITY/o3\_std of the level 2 products. The table below shows the statistics for given STD ranges.

The statistics are given with respect to the overall valid production:

- Products without fatal errors: GOM\_NL\_\_2P/MPH/PRODUCT\_ERR=0
- Valid point profile: GOM\_NL\_\_2P/NL\_LOCAL\_SPECIES\_DENSITY/pcd(0)=0

The 'Criteria' is applied to valid points of dark limb products:

- Products in dark limb illumination condition: GOM\_NL\_\_2P/NL\_SUMMARY\_QUALITY/obs\_ill\_cond=0
- Products without fatal errors: GOM\_NL\_\_2P/MPH/PRODUCT\_ERR=0
- Valid point profile: GOM\_NL\_\_2P/NL\_LOCAL\_SPECIES\_DENSITY/pcd(0)=0

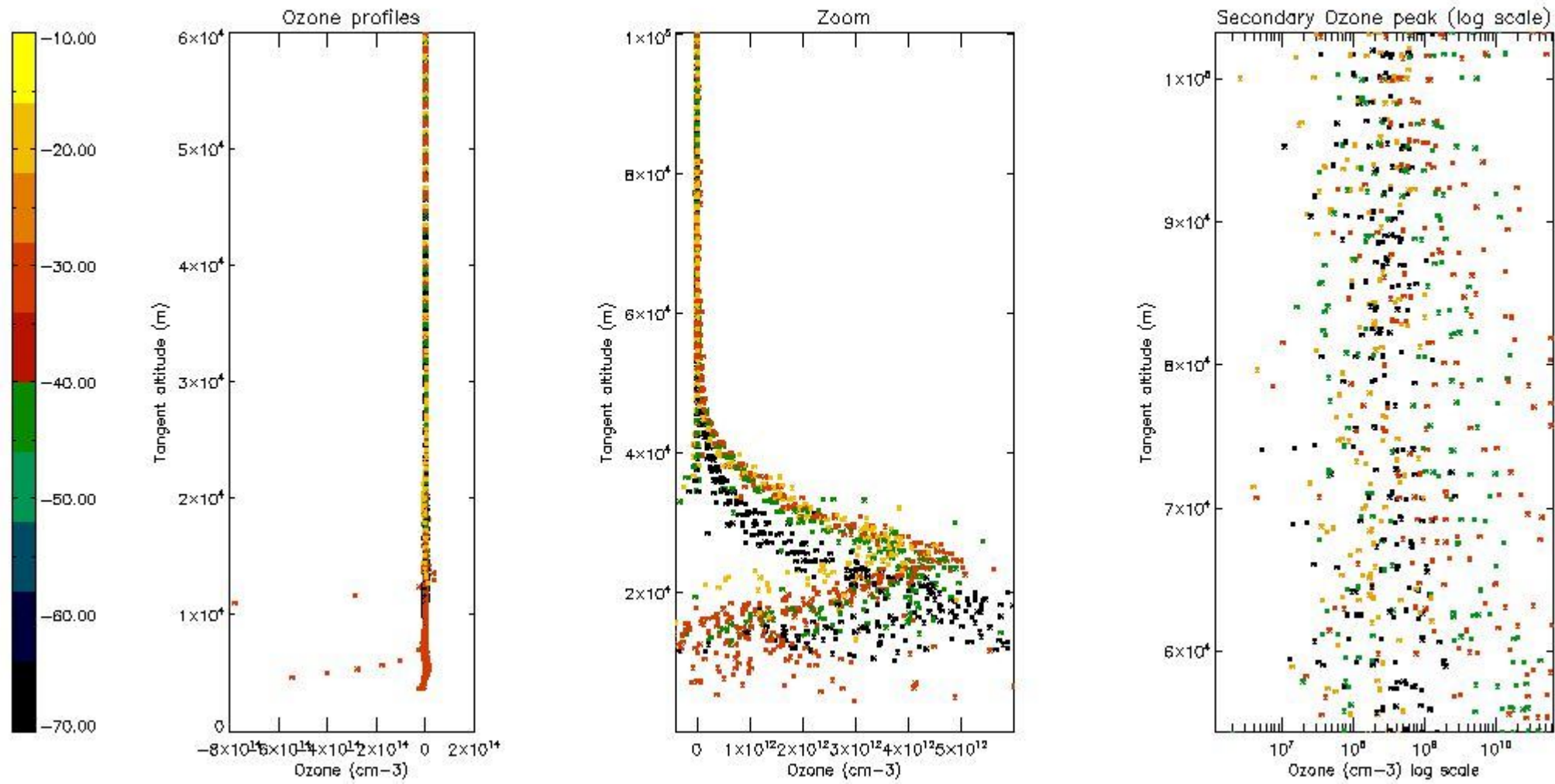
So, the table below shows the percentage of dark limb and valid observations for each criteria with respect to the overall valid daily observations.

Criteria	% of total production
All STD	19
STD < 20	5

STD < 10	2
STD < 5	0

5.2 Plot ozone profiles for all STD (dark without errors)

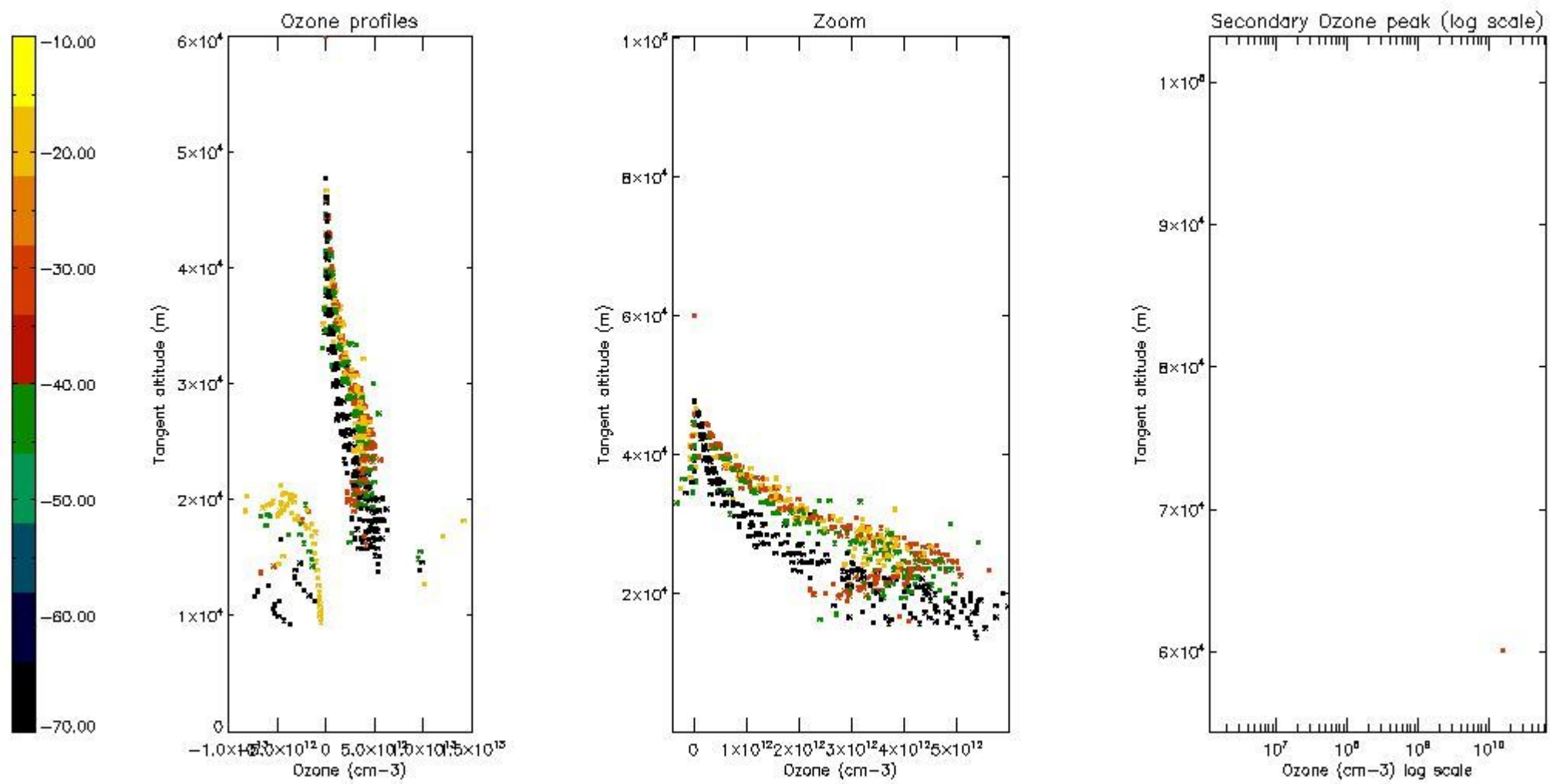
The colorbar represents the latitude.



5.3 Plot ozone profiles where STD < 20% (dark without errors)

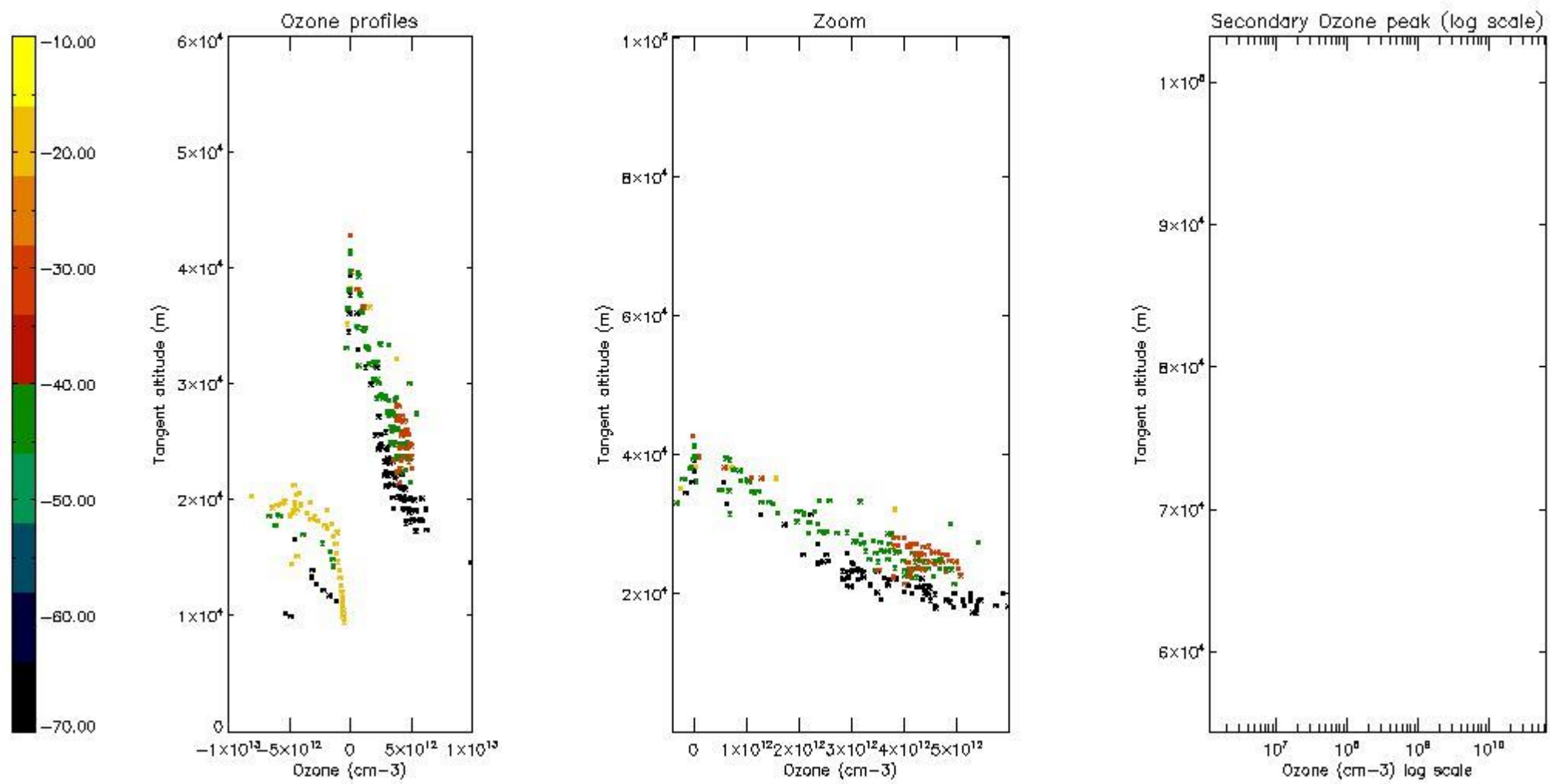
The colorbar represents the latitude.





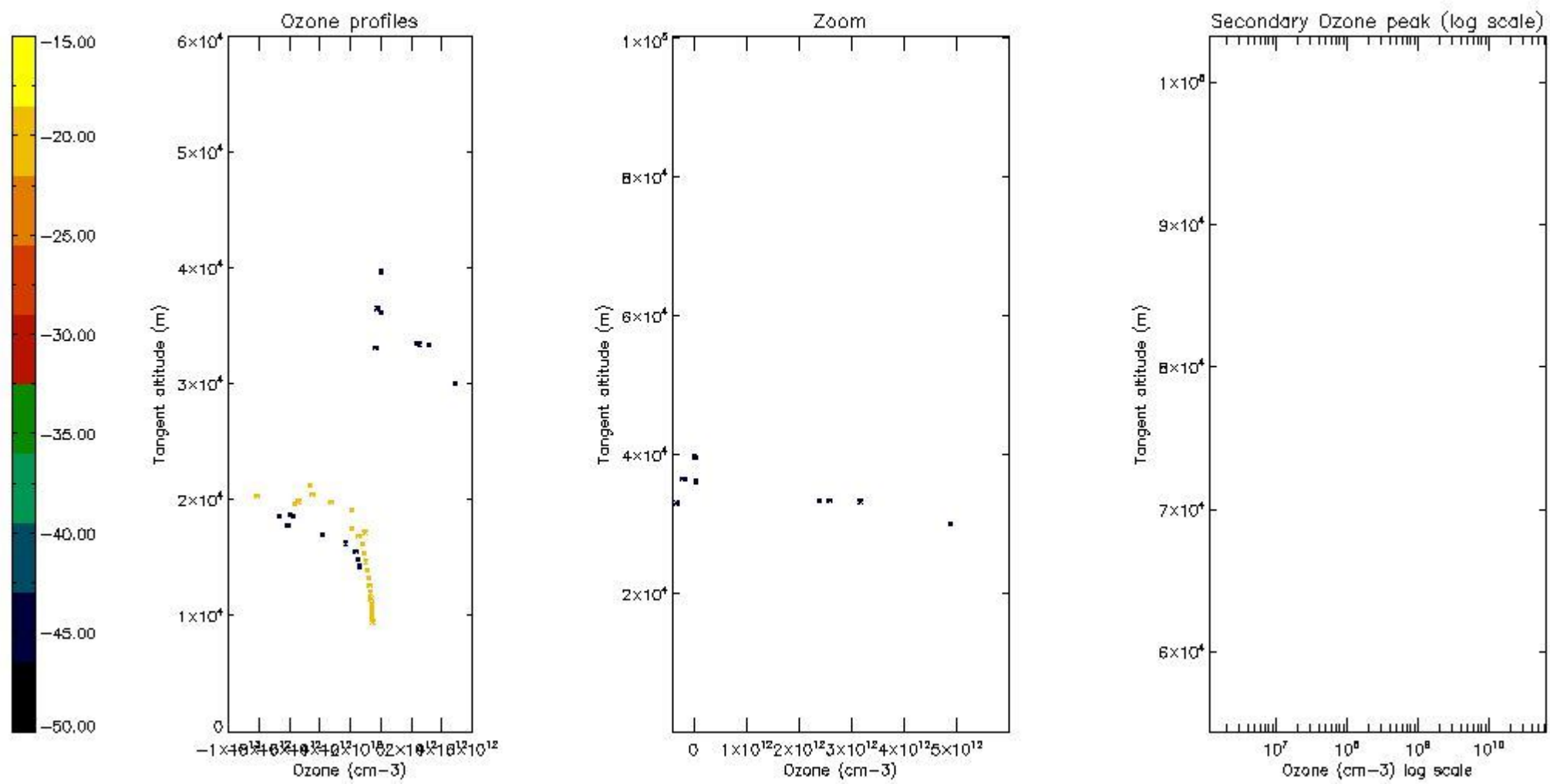
*5.4 Plot ozone profiles where STD < 10% (dark without errors)*

The colorbar represents the latitude.



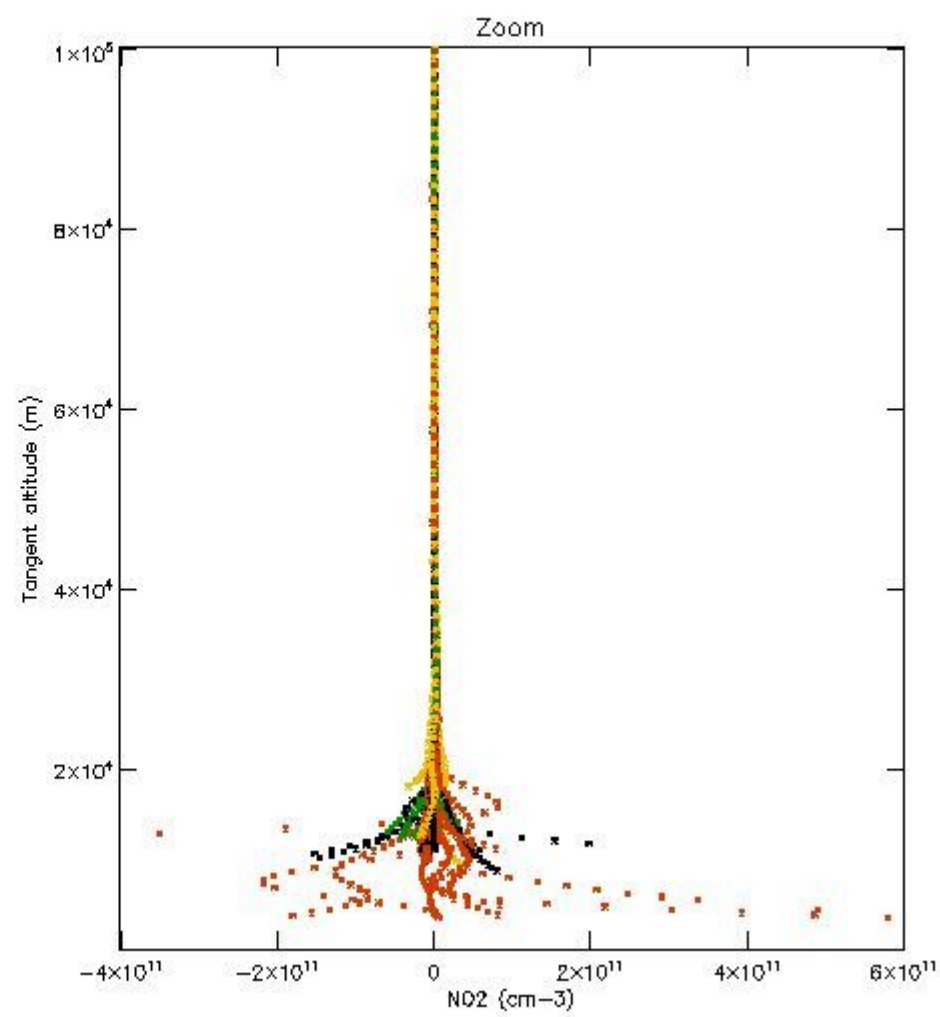
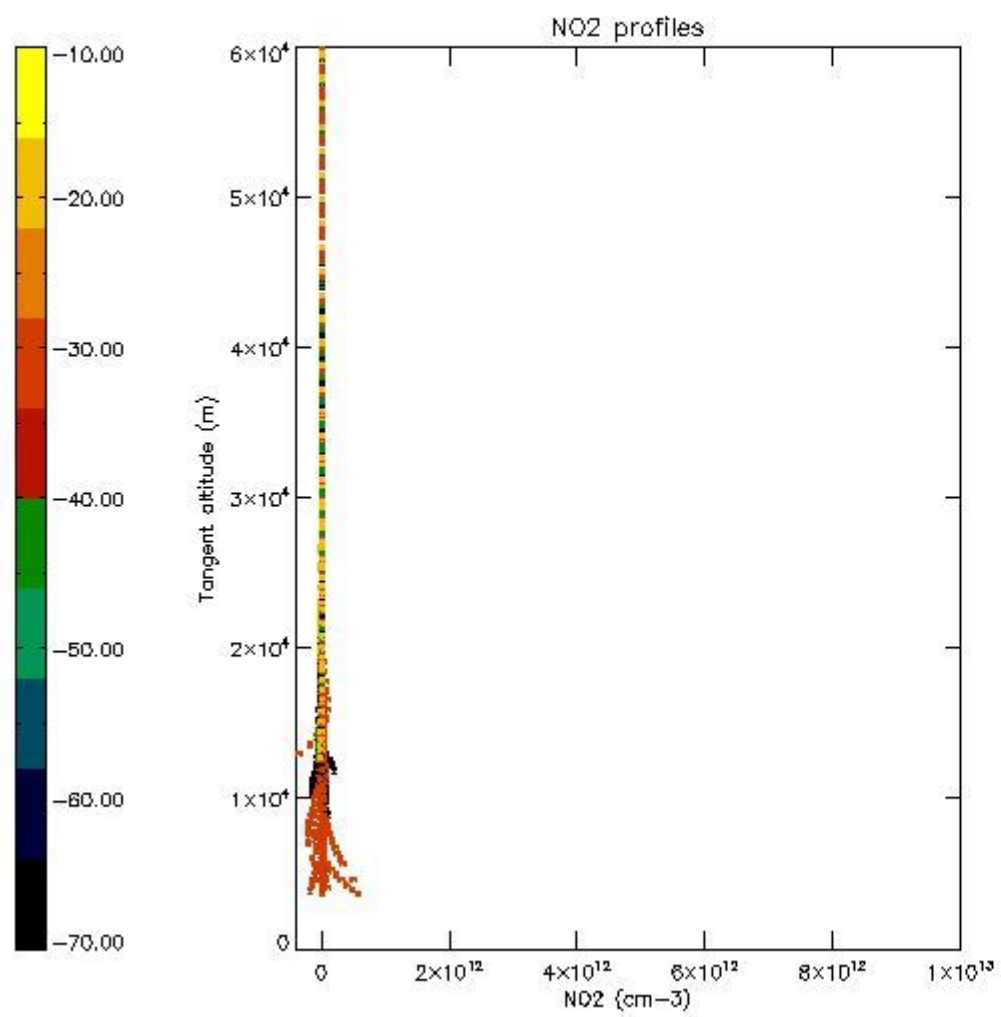
*5.5 Plot ozone profiles where STD < 5% (dark without errors)*

The colorbar represents the latitude.



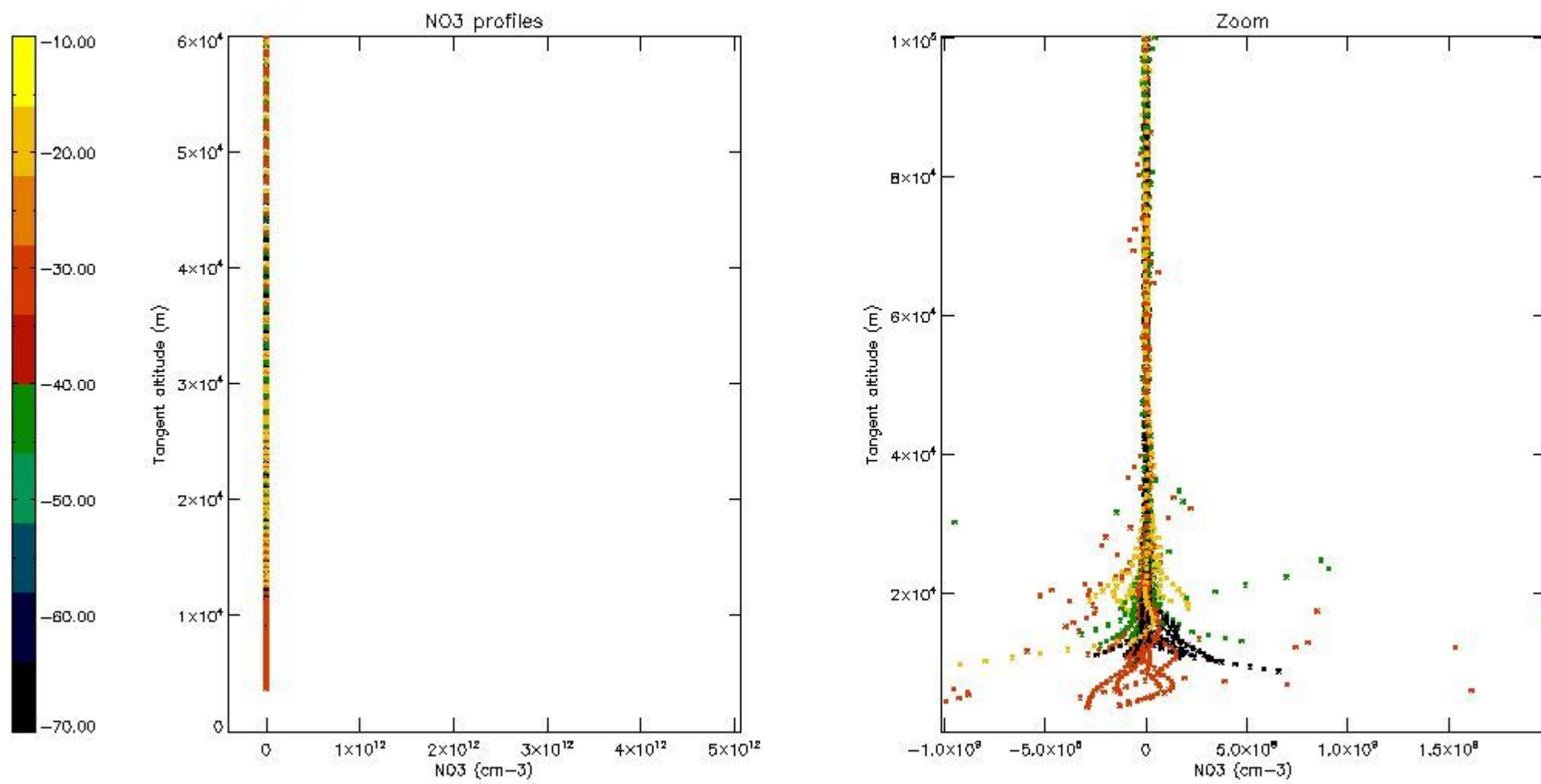
*5.6 Plot NO<sub>2</sub> profiles for all STD (dark without errors)*

The colorbar represents the latitude.



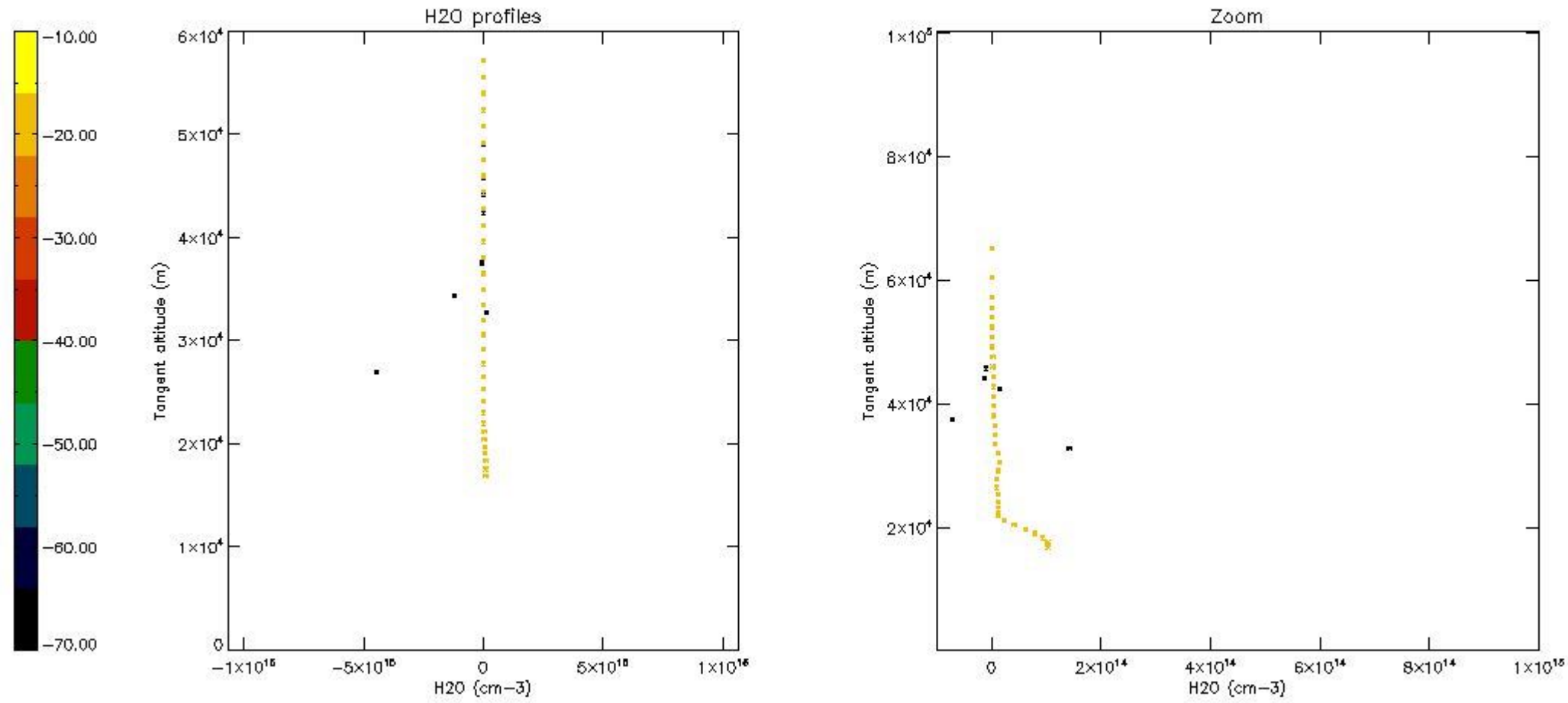
*5.7 Plot NO3 profiles for all STD (dark without errors)*

The colorbar represents the latitude.



5.8 Plot H<sub>2</sub>O profiles for all STD (only for occultations of stars 1,2,3,4,13,14,16,26,63 dark without errors)

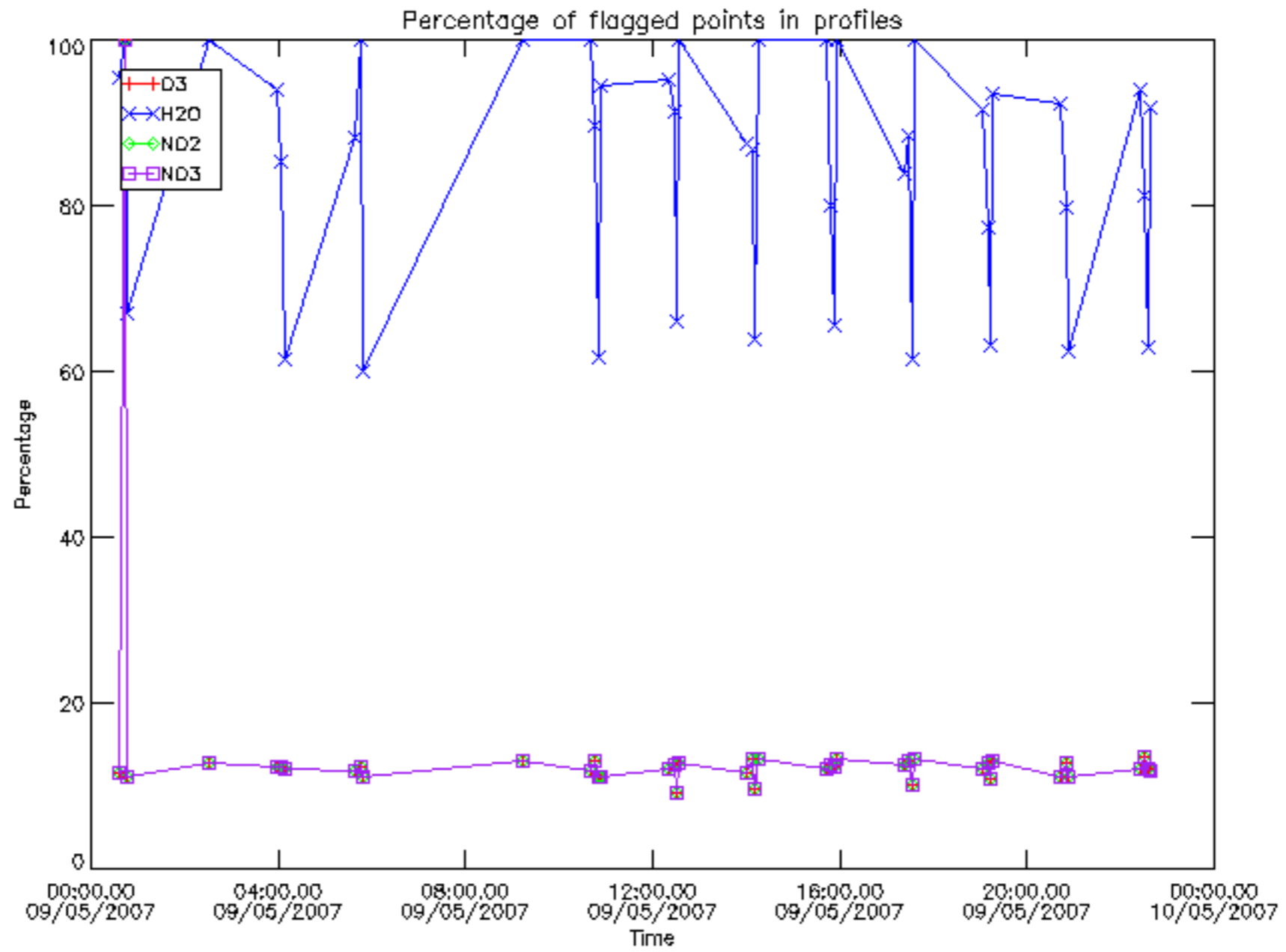
The colorbar represents the latitude.



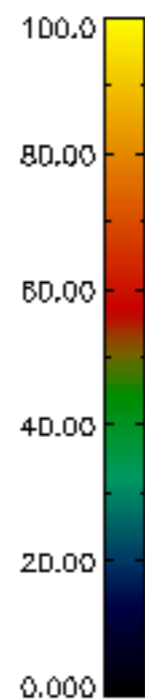
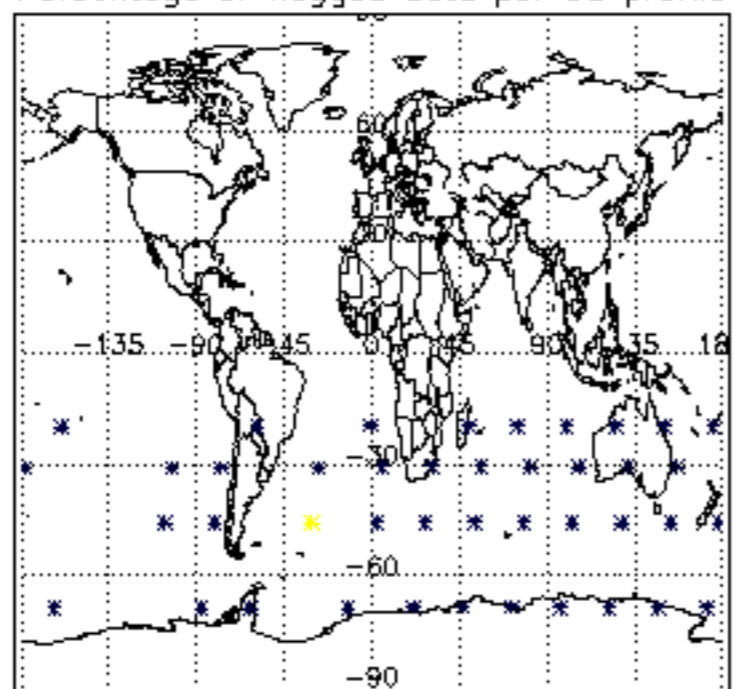
## 6. Auxiliary Data Files used for the production reported in section 2

The number reported in the third column indicates since which file (see list in section 2) the corresponding auxiliary file has been used. The fourth column is the date of those product files.

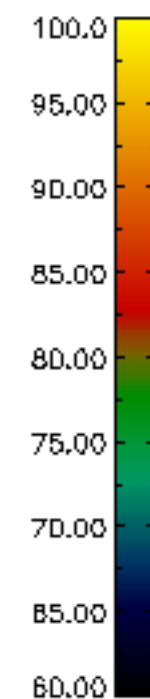
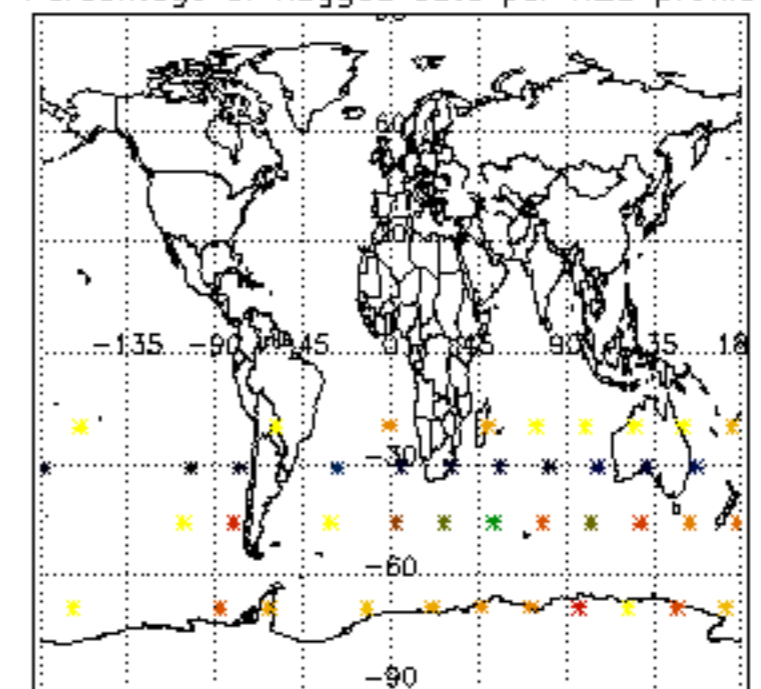
Type	Auxiliary Filename	Used since product	Used since product date
INST_PHYS_CHARACTERISTICS	GOM_INS_AXVIEC20091111_143220_20030716_120000_20500101_000000	1	09-MAY-2007 00:05:59
LEVEL-2_PROC_CONFIG	GOM_PR2_AXVIEC20091111_152718_20020301_000000_20500101_000000	1	09-MAY-2007 00:05:59
CROSS_SECTIONS_FILE	GOM_CRS_AXVIEC20091111_154832_20020301_000000_20500101_000000	1	09-MAY-2007 00:05:59



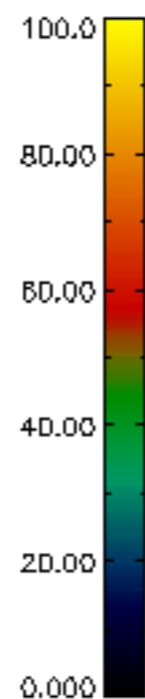
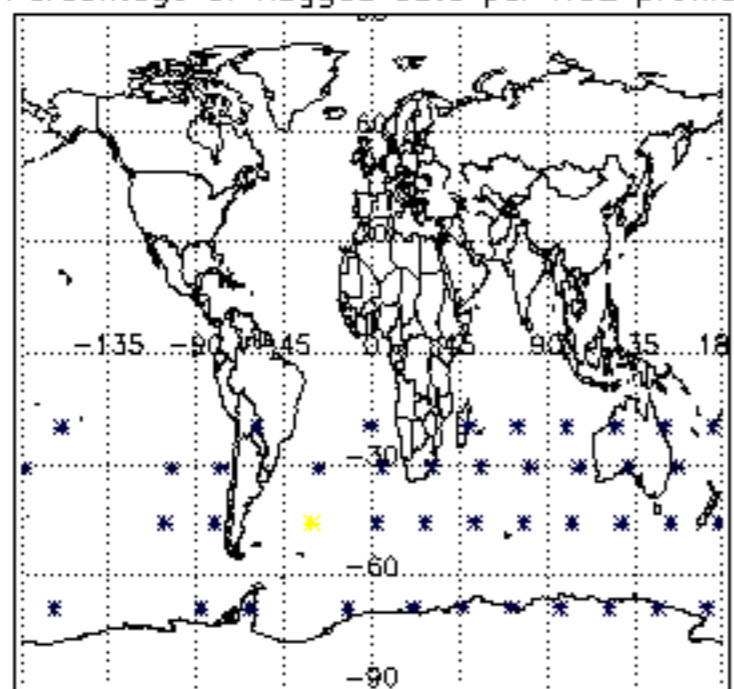
Percentage of flagged data per D3 profile



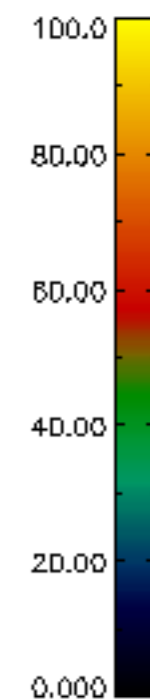
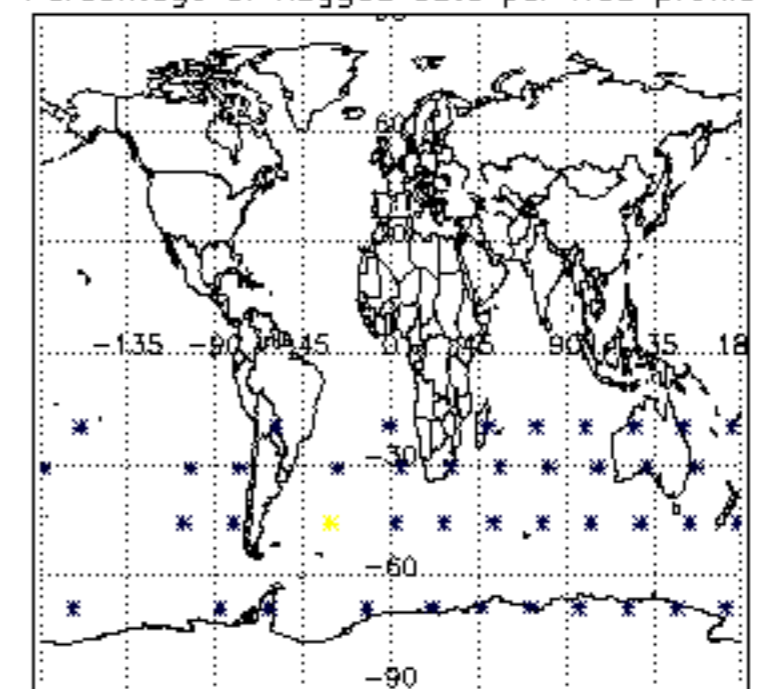
Percentage of flagged data per H2O profile



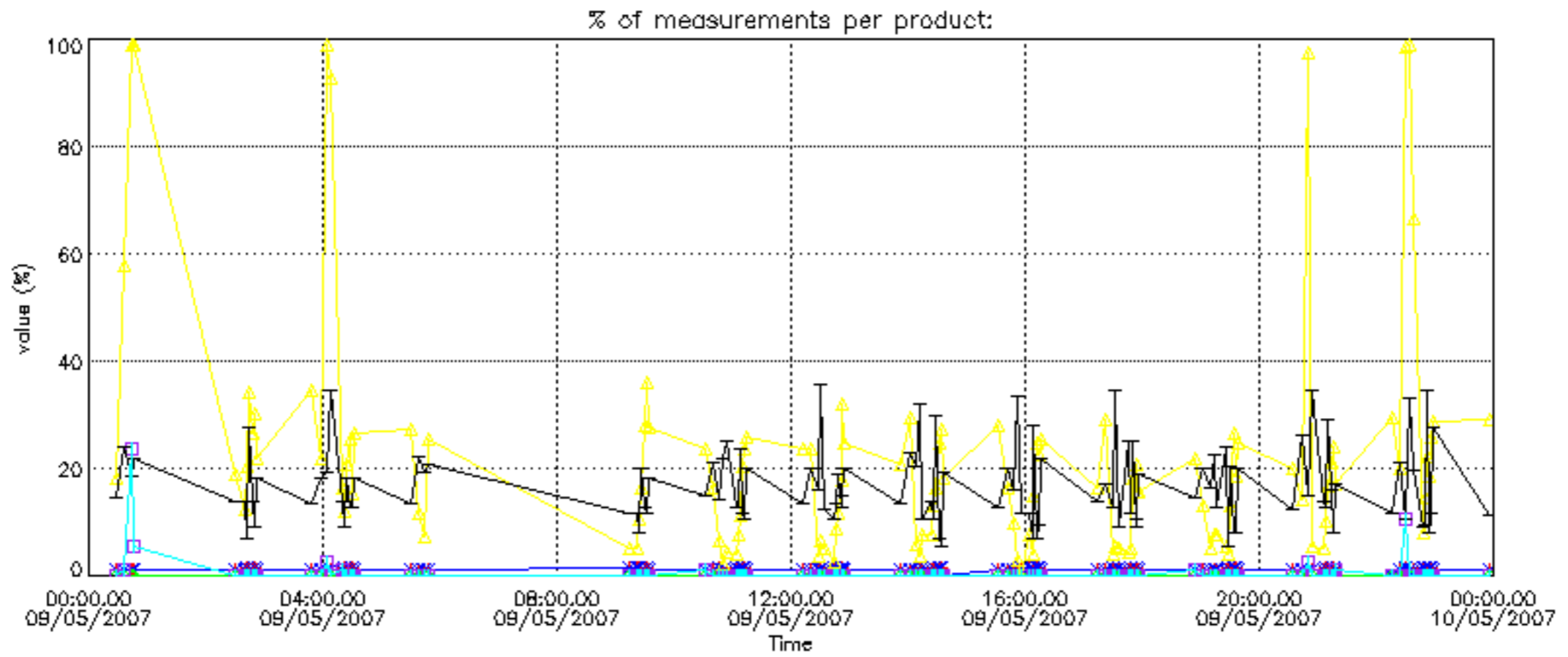
Percentage of flagged data per NO2 profile

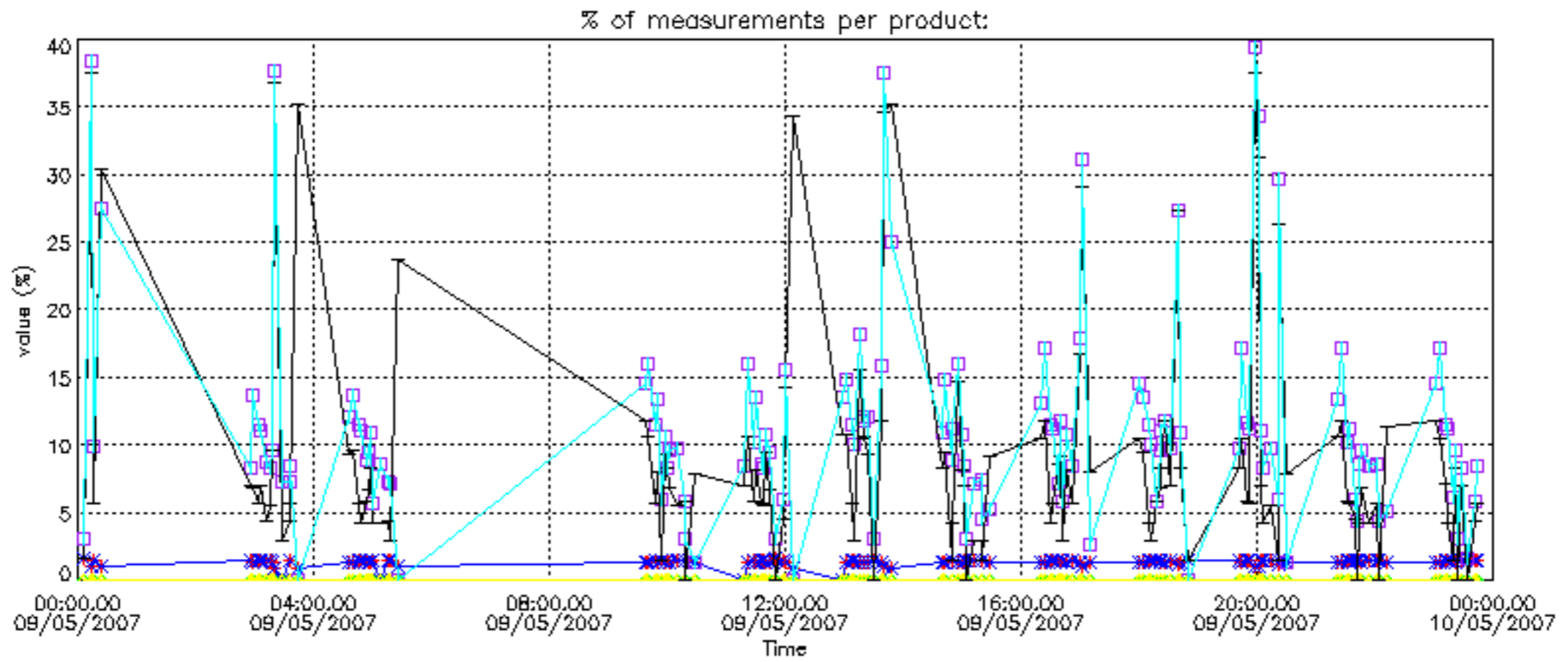


Percentage of flagged data per NO3 profile

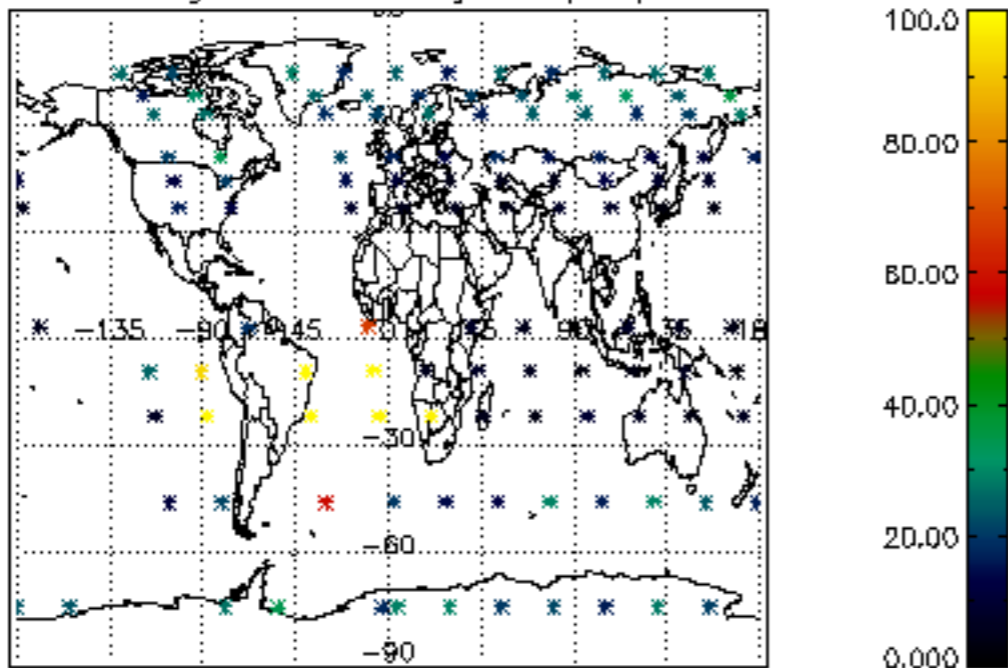




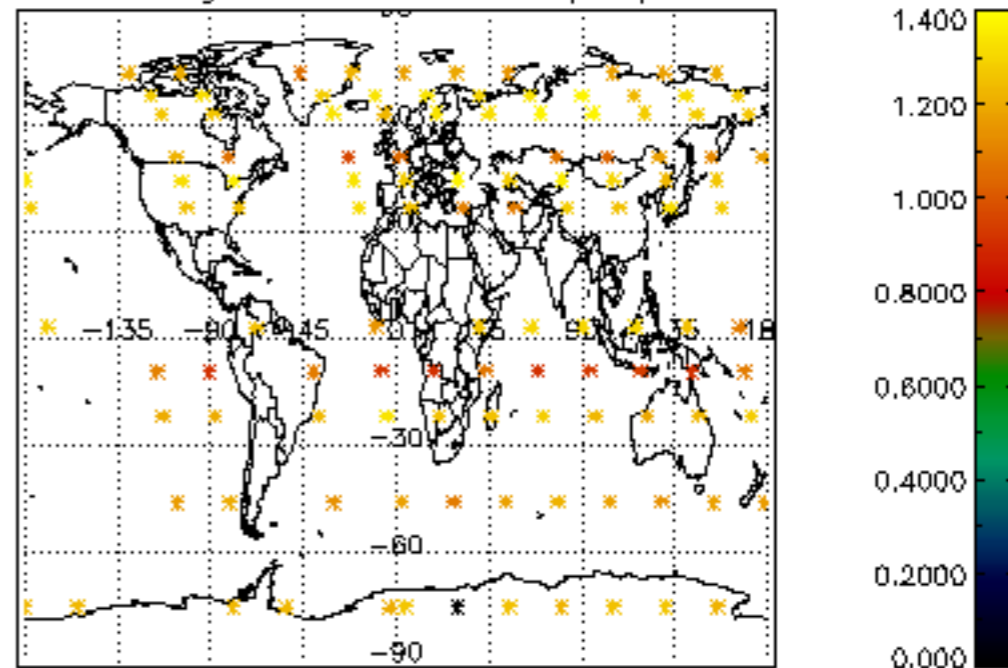




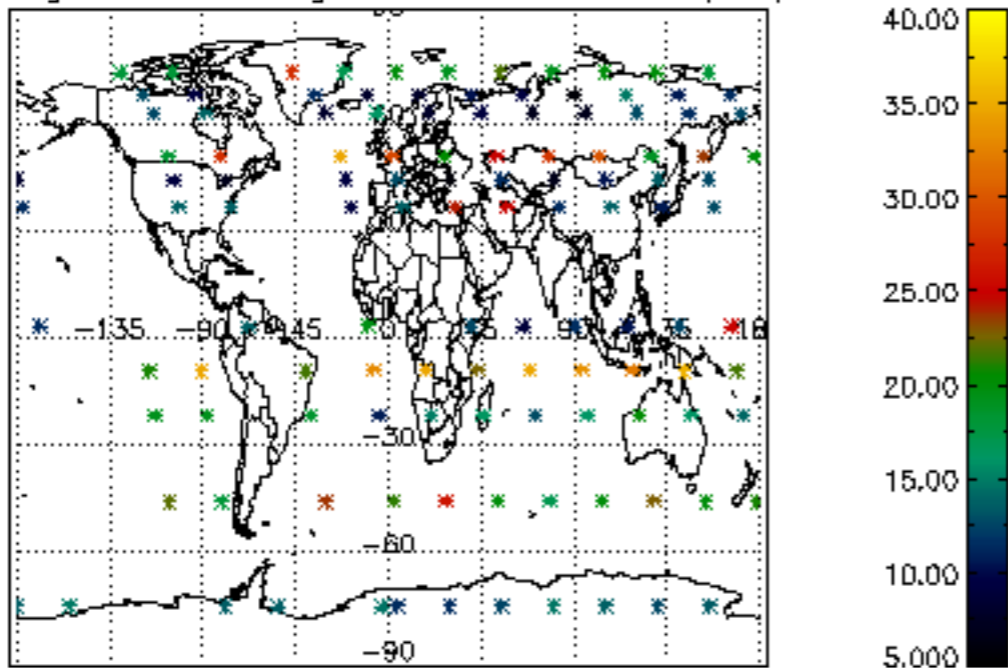
Percentage of cosmic ray hits per profile



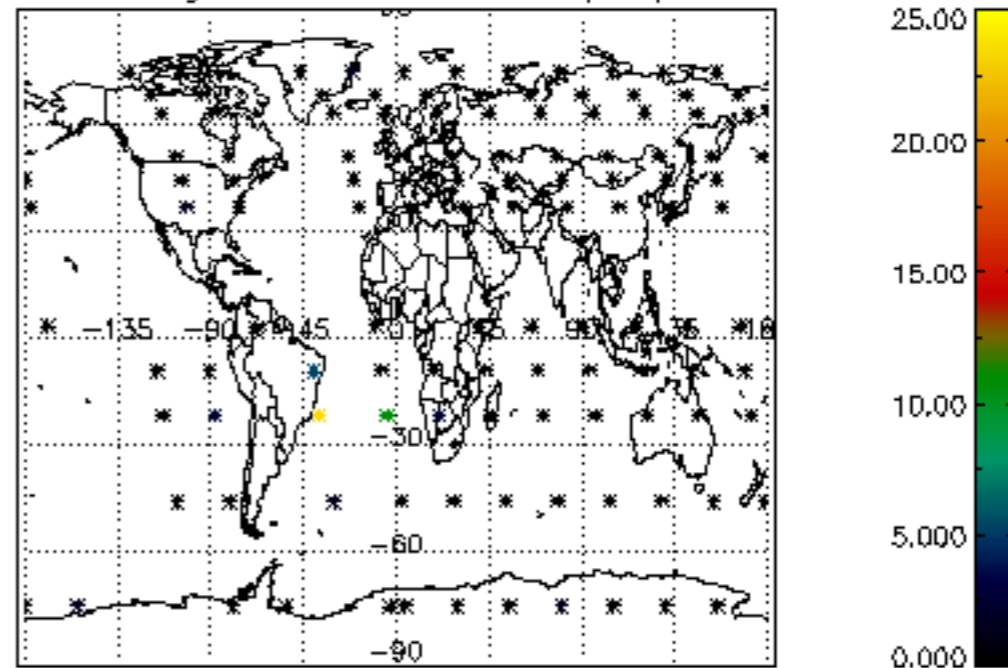
Percentage of datation errors per profile



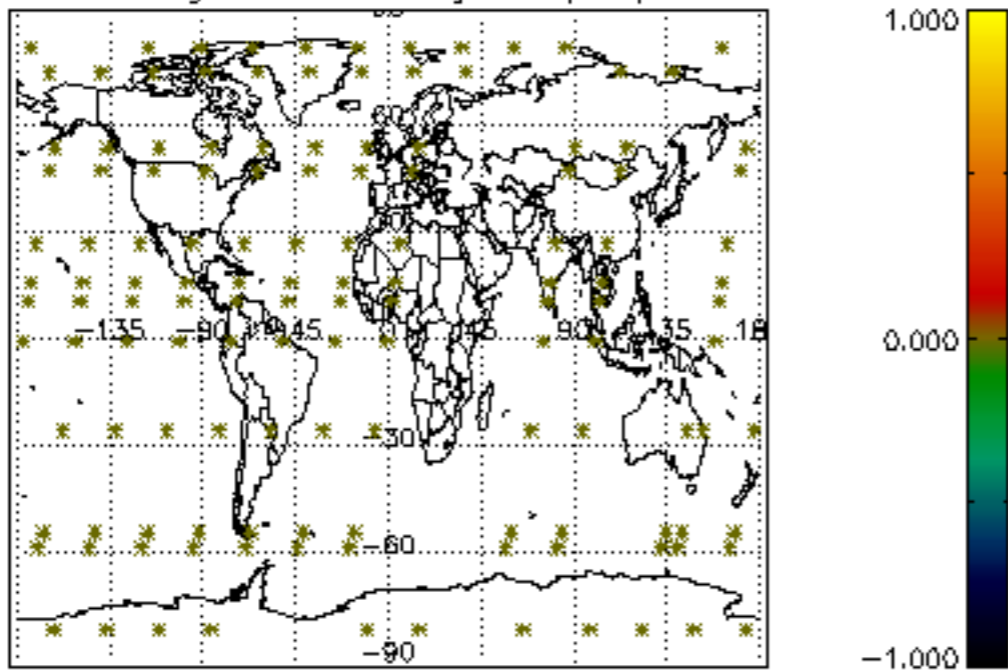
Percentage of star falling outside central band per profile



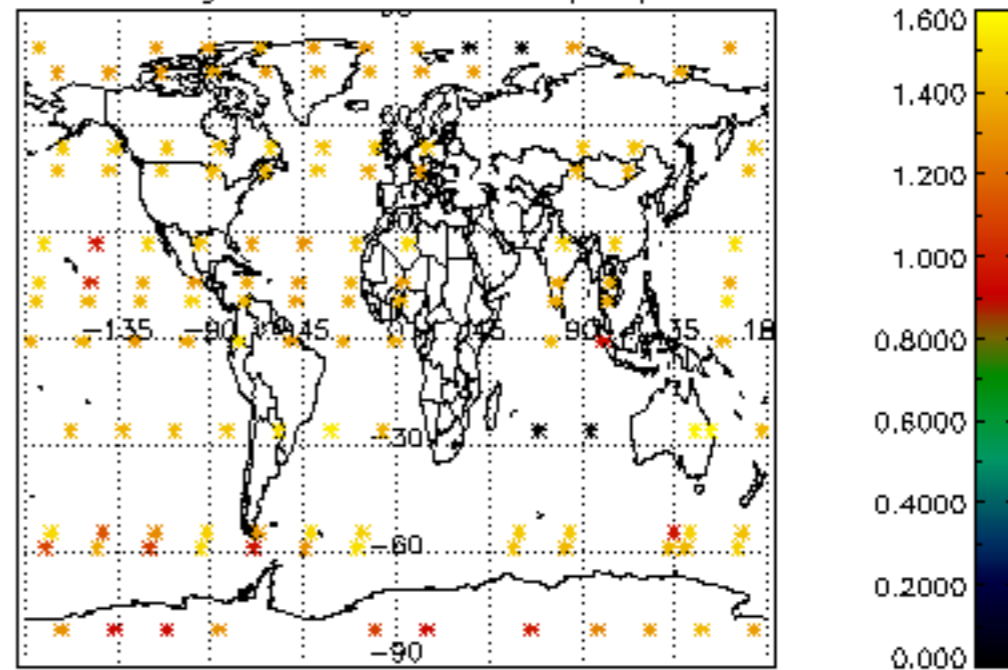
Percentage of saturation errors per profile



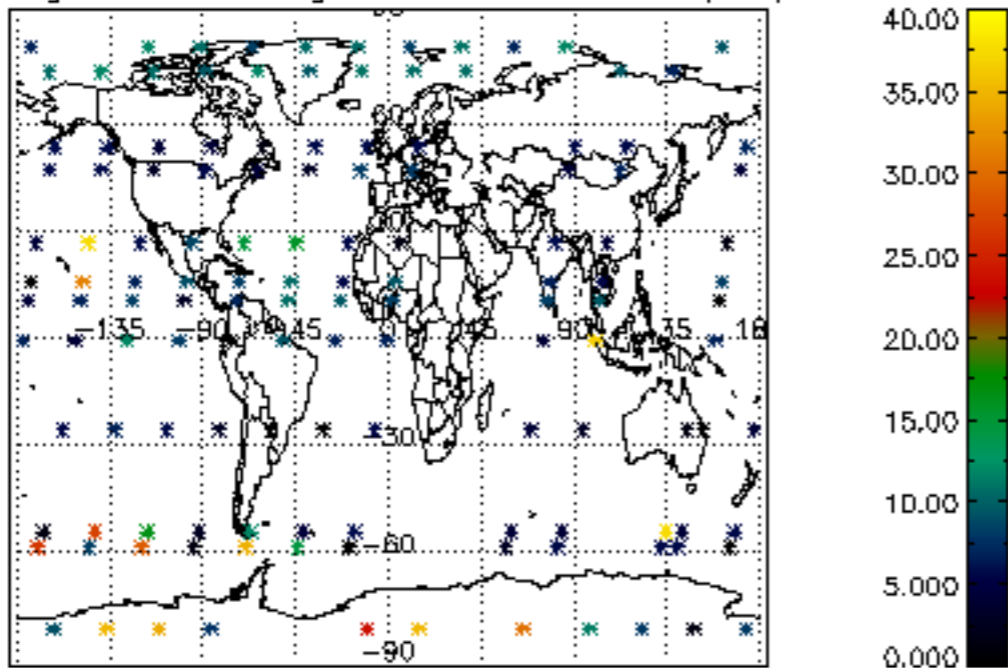
Percentage of cosmic ray hits per profile



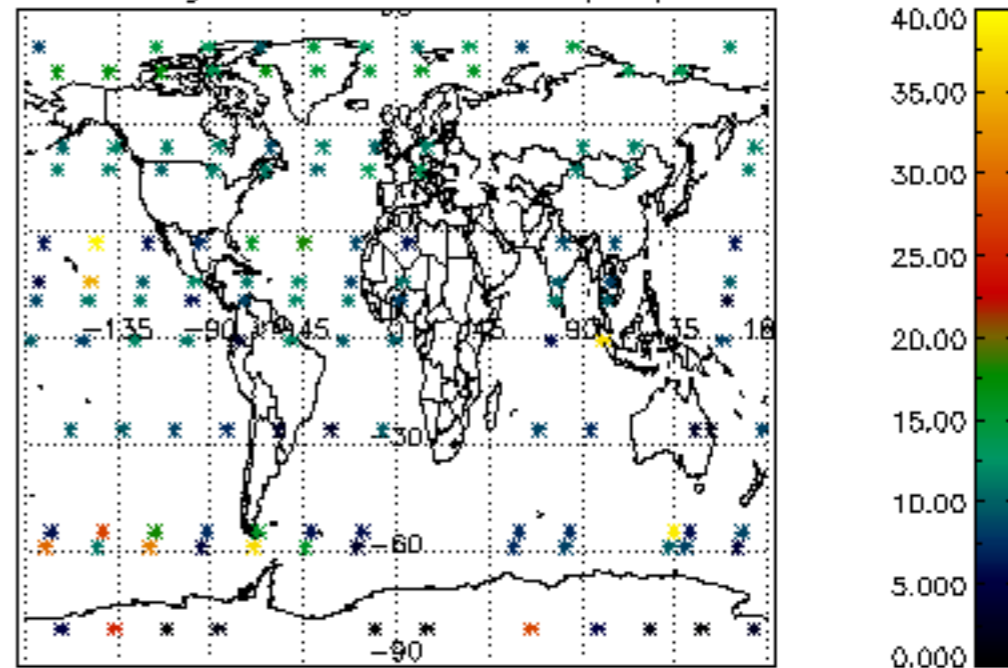
Percentage of datation errors per profile

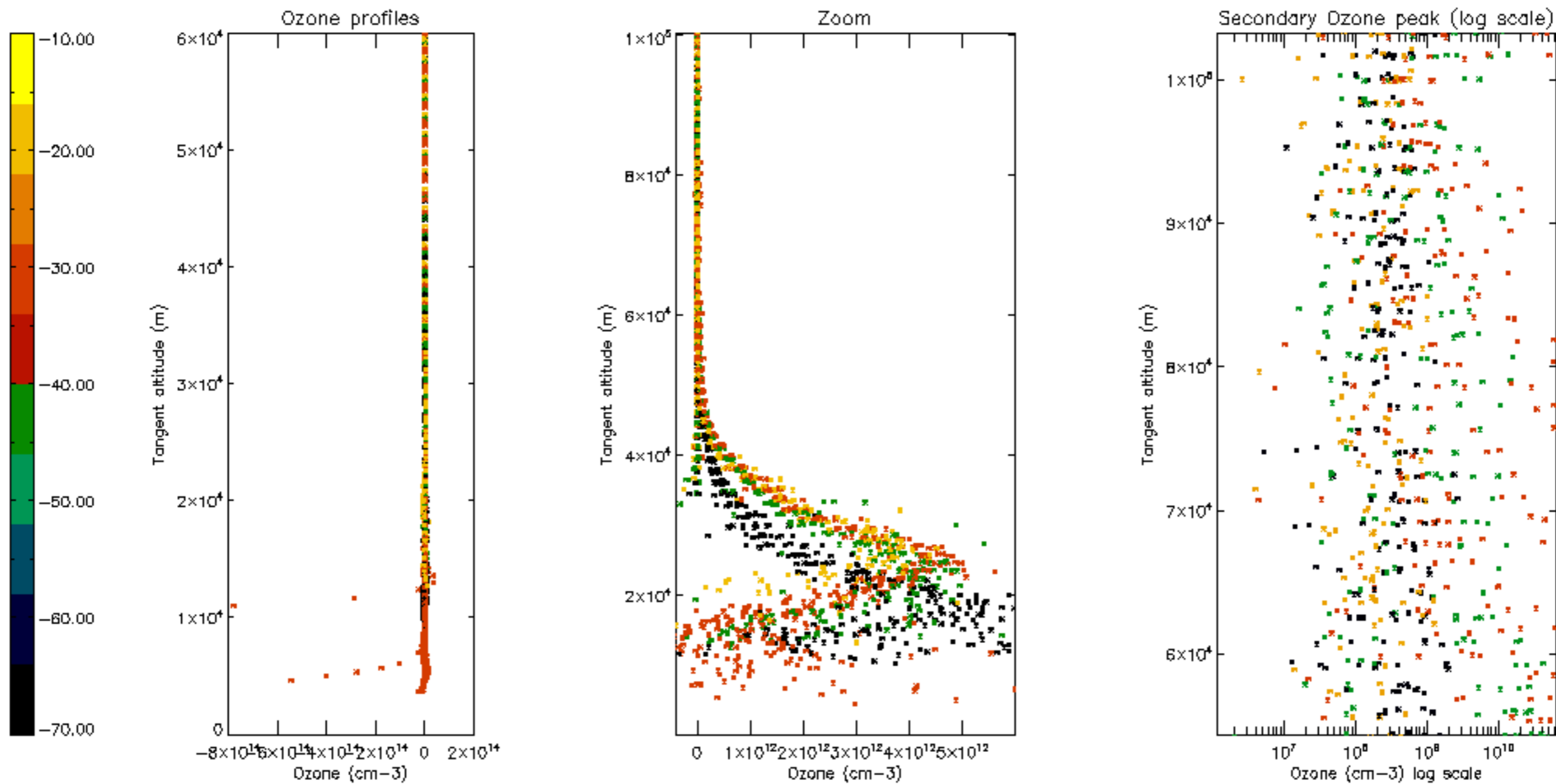


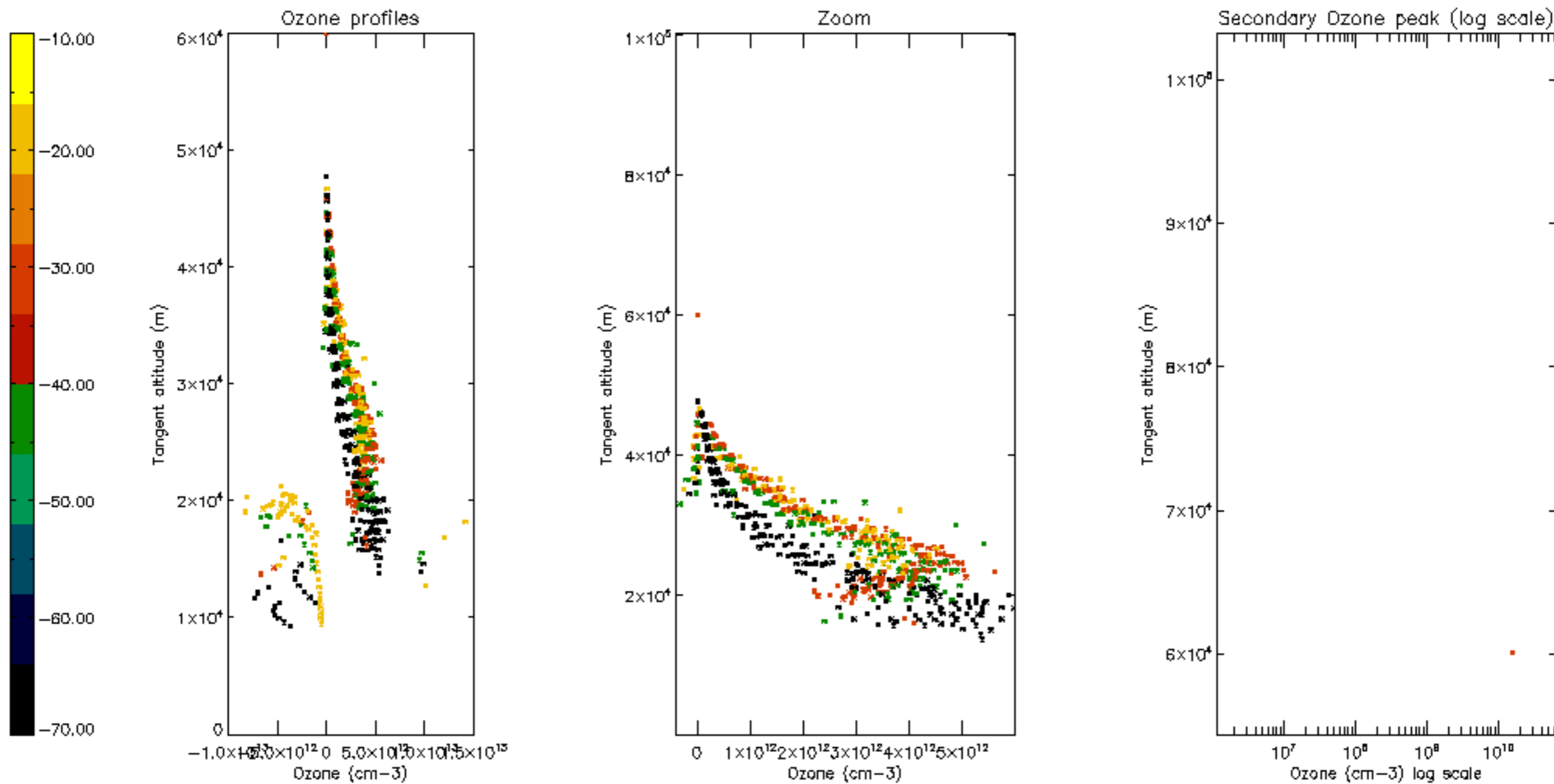
Percentage of star falling outside central band per profile

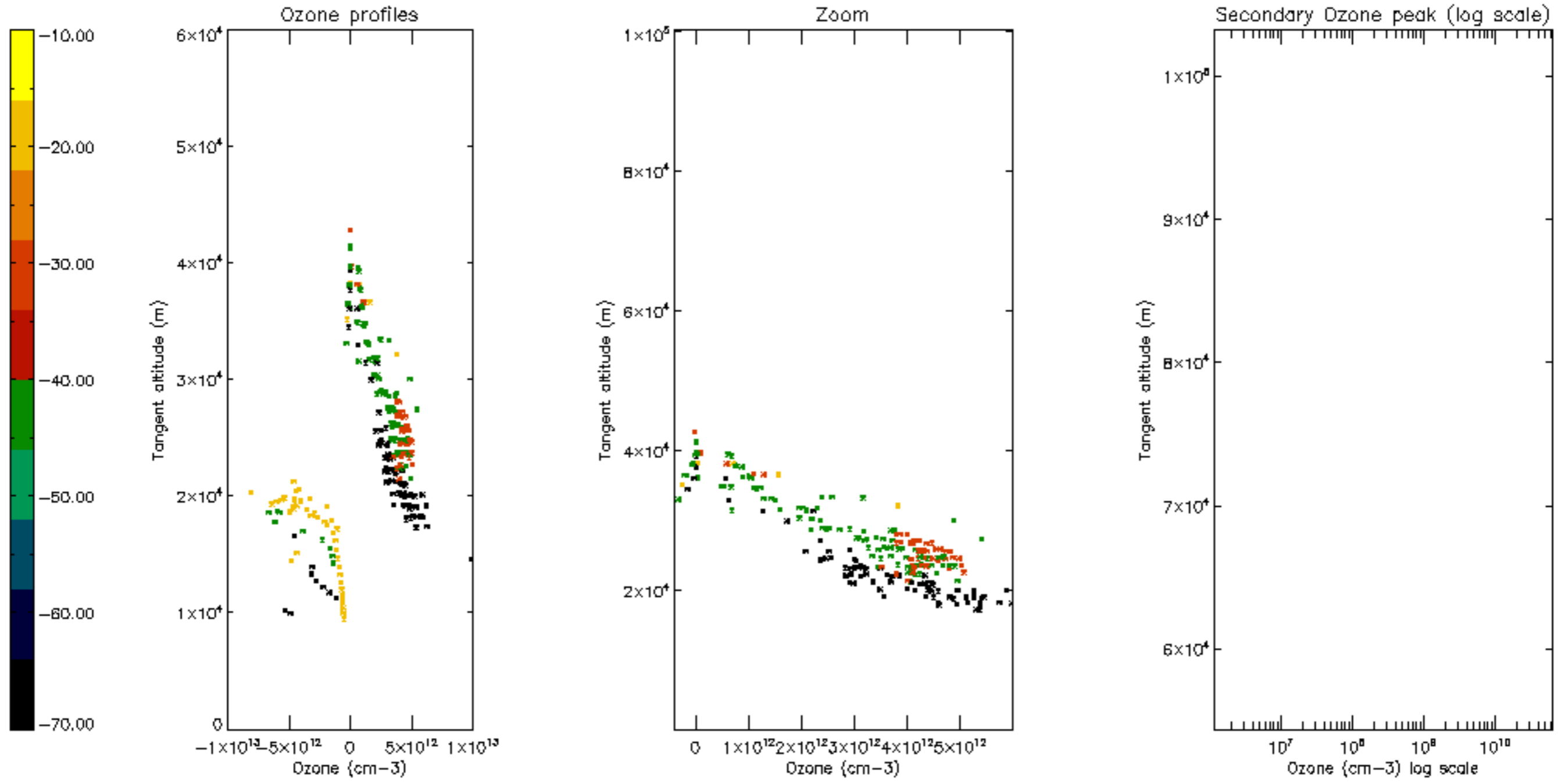


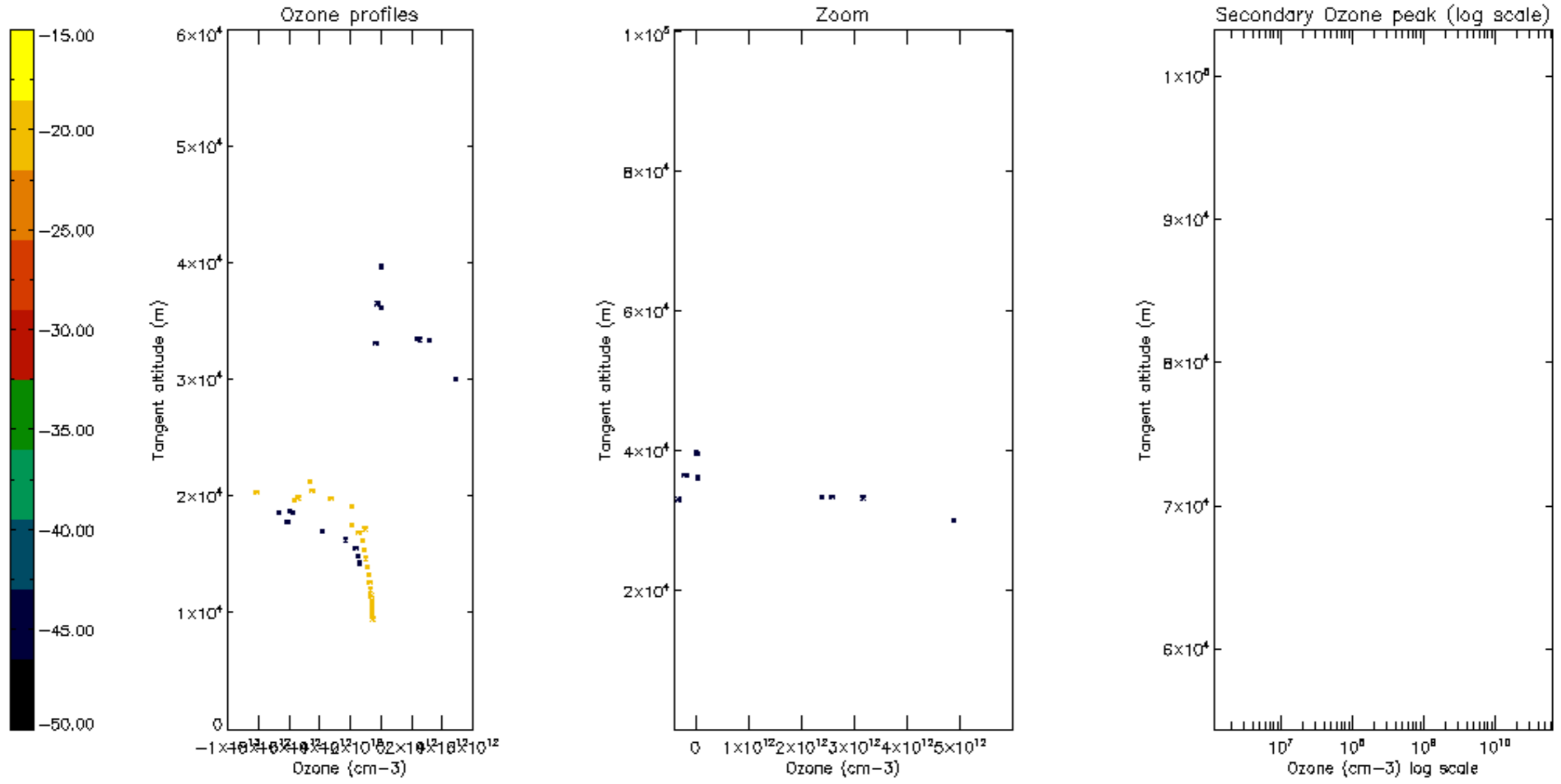
Percentage of saturation errors per profile



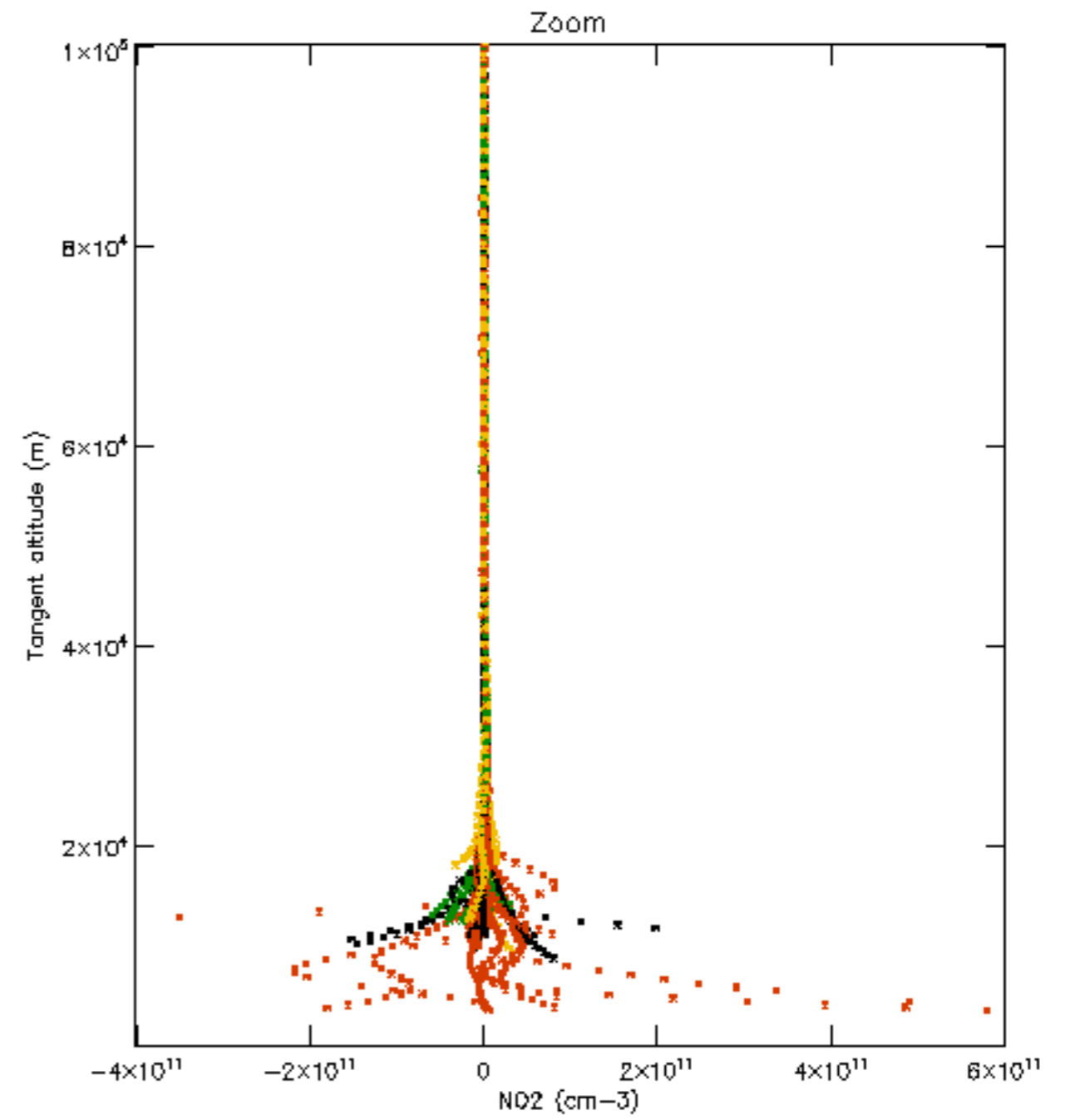
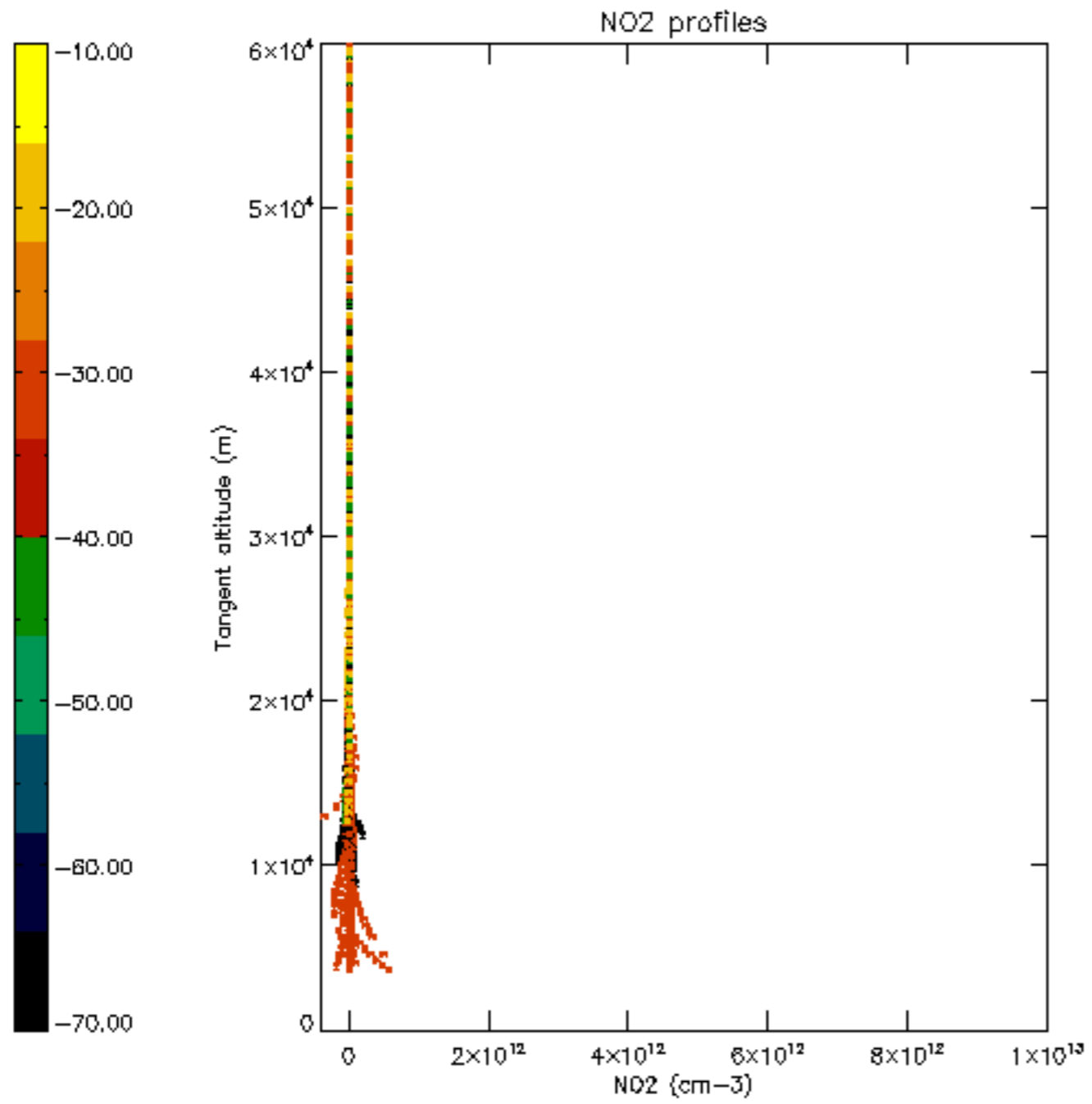


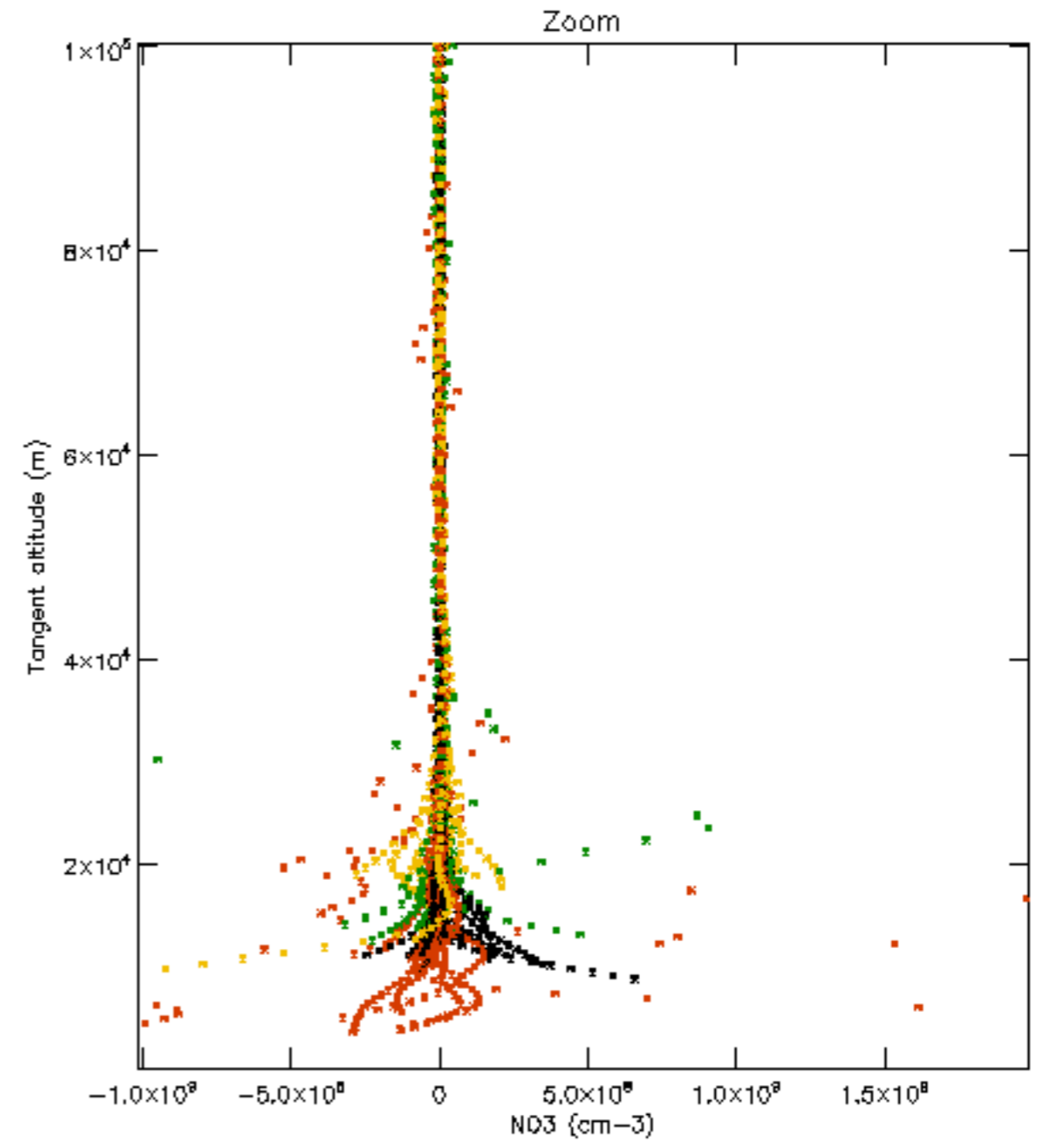
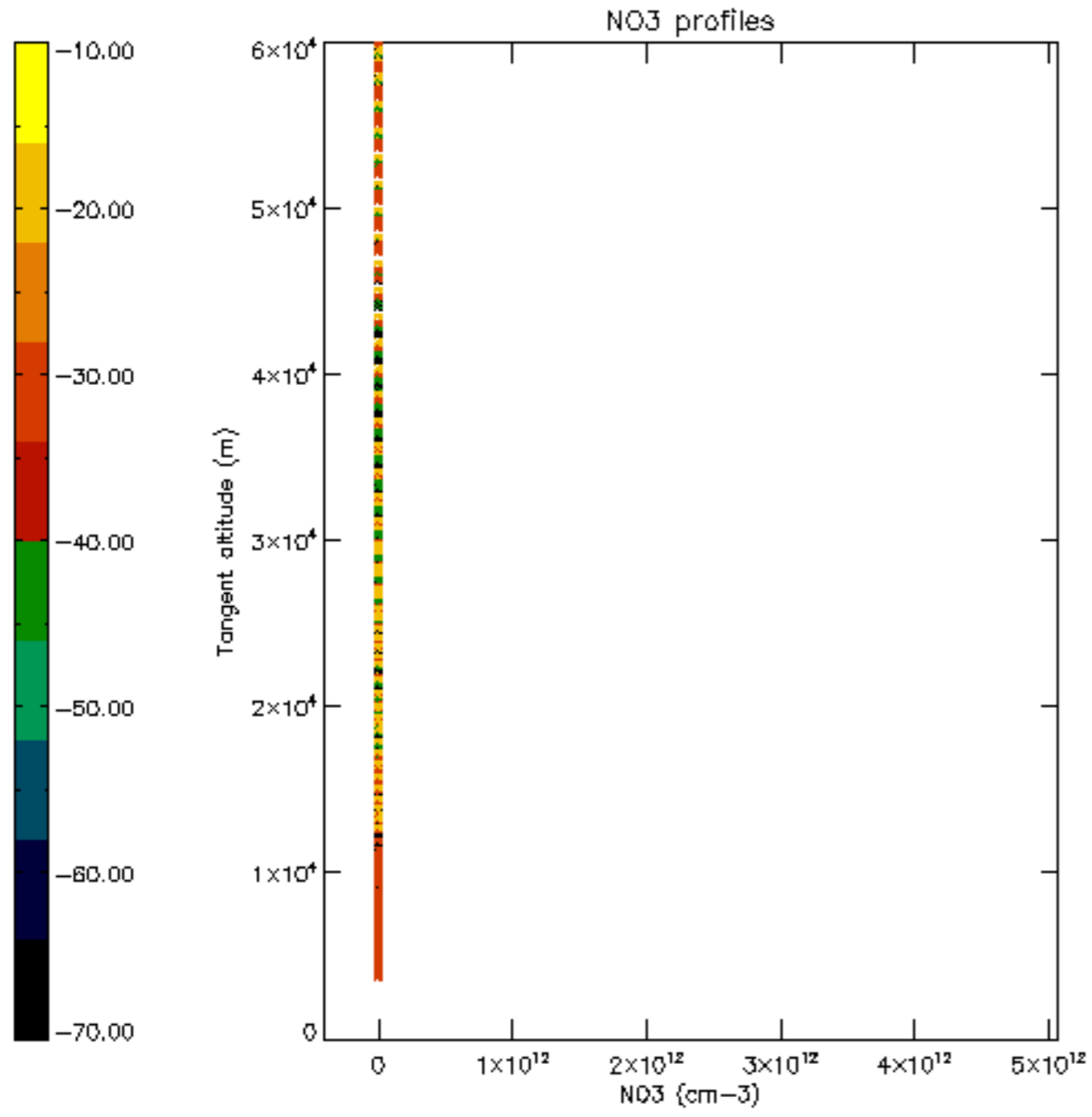


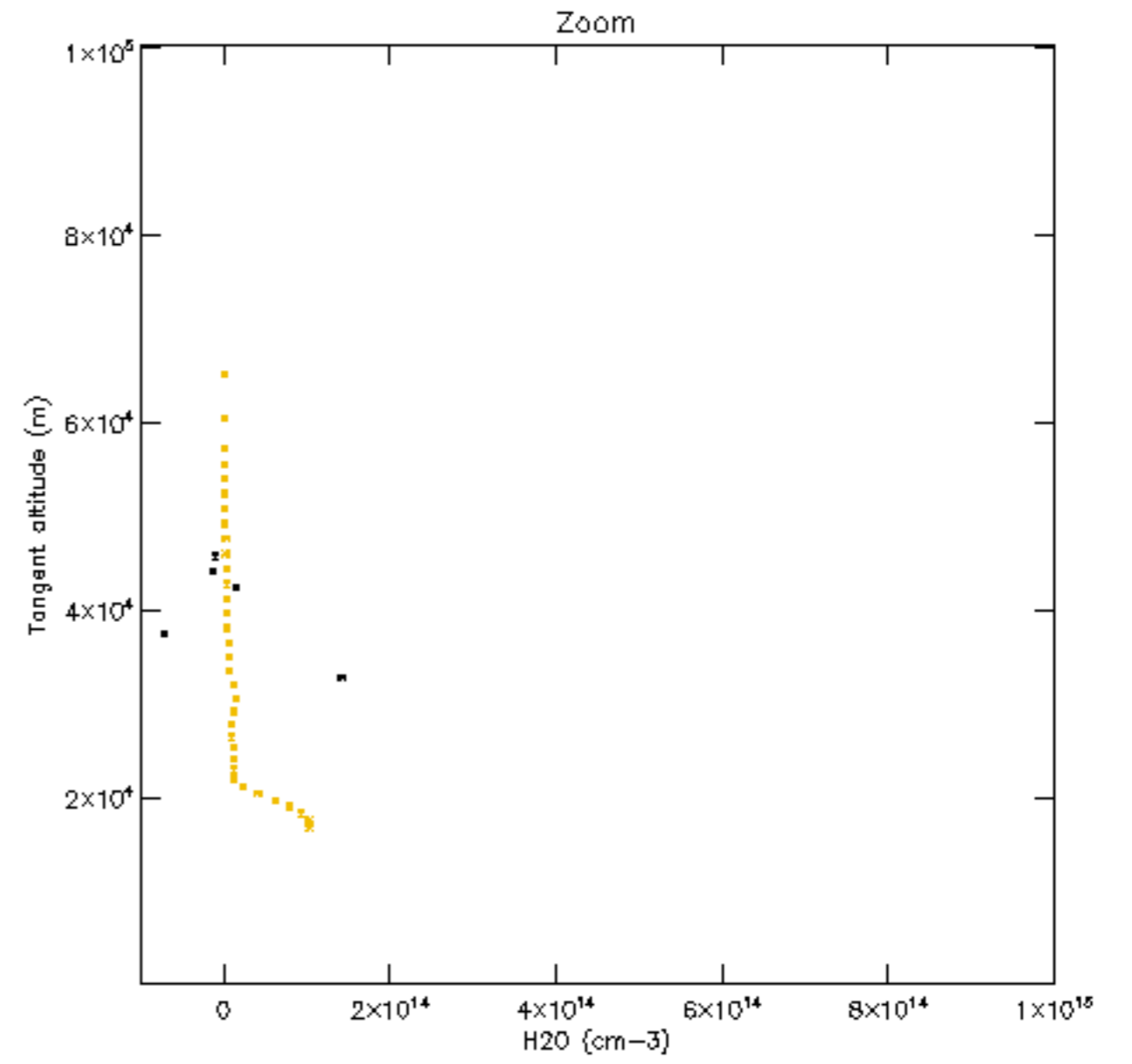
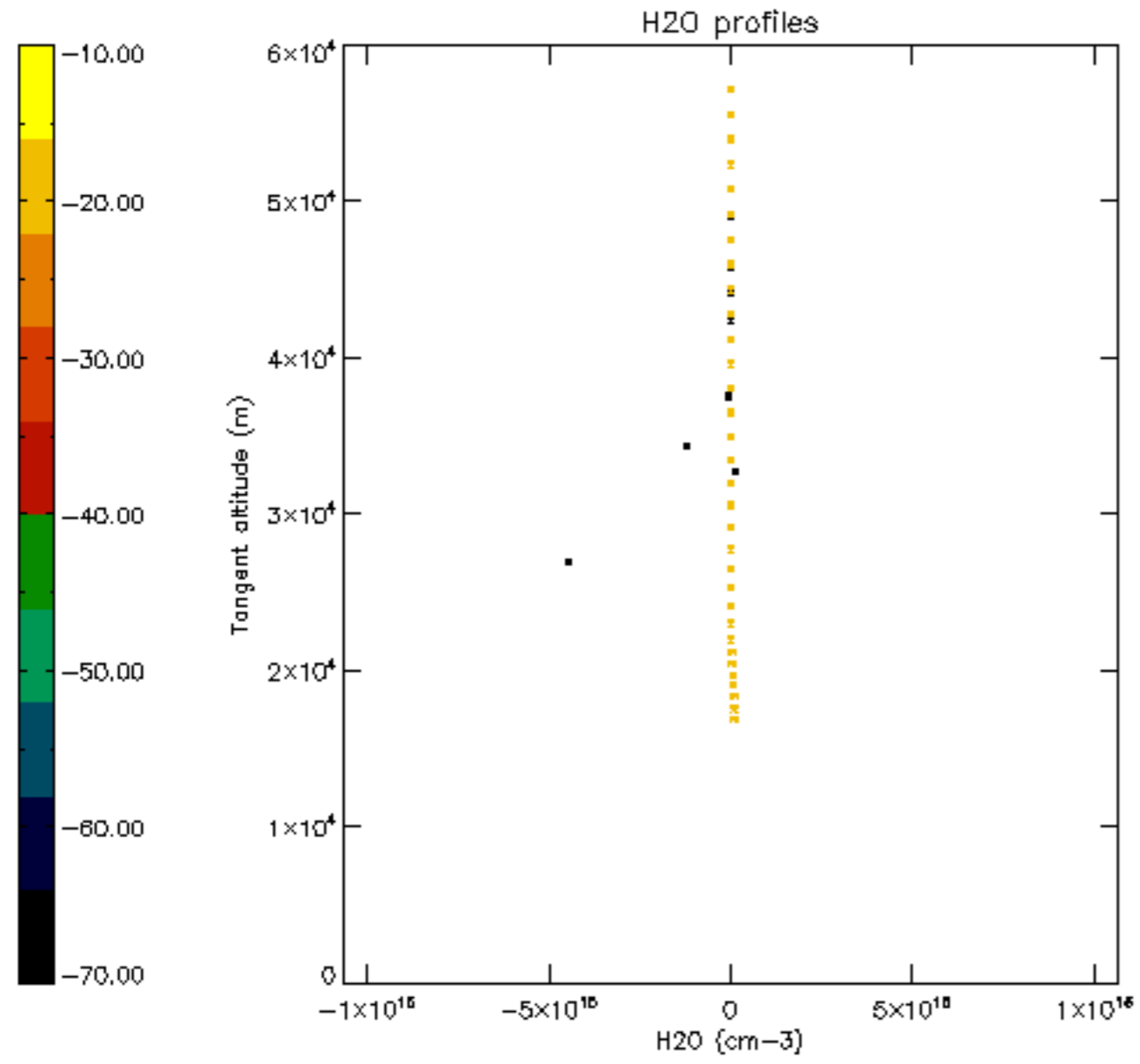


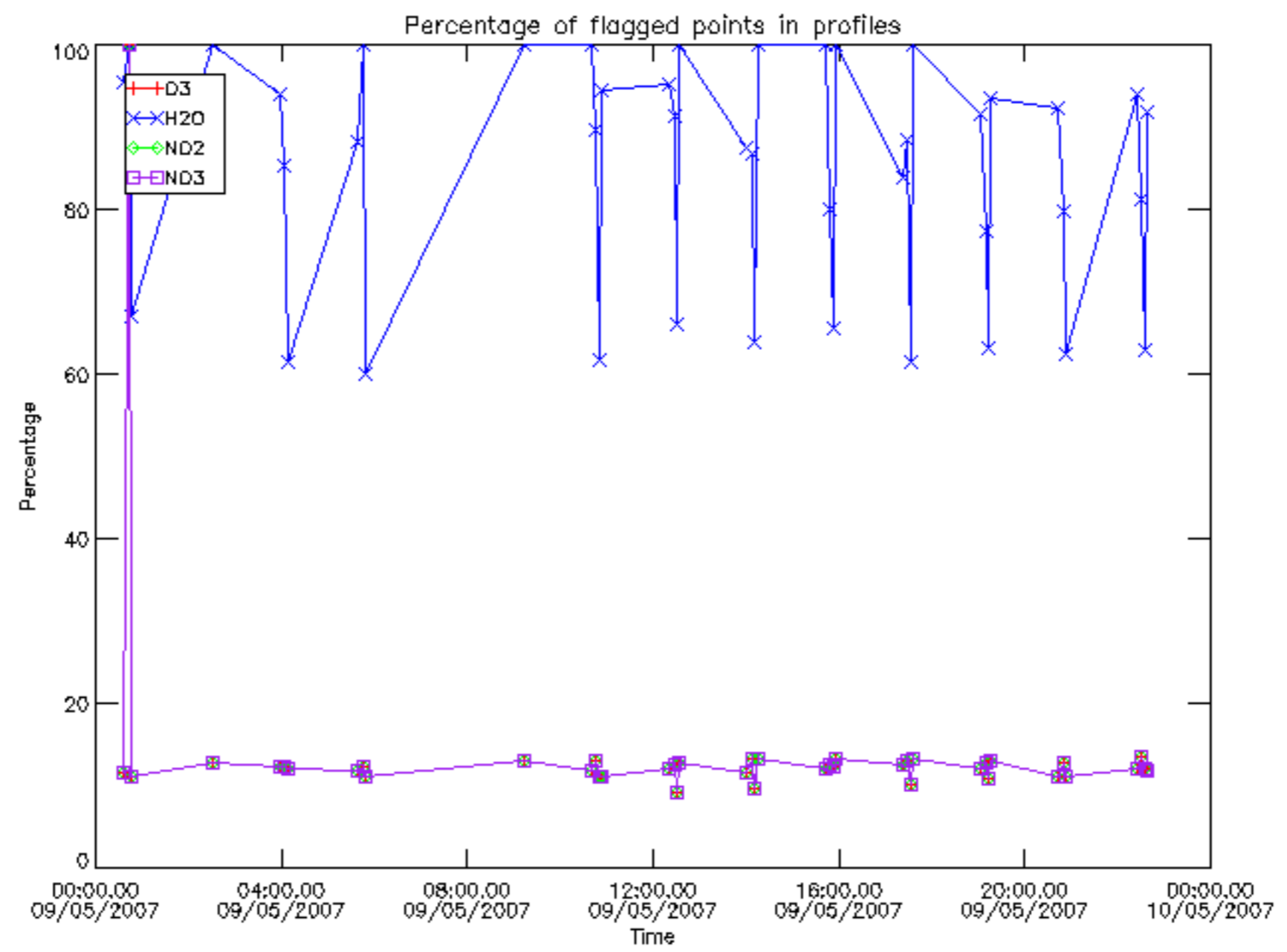




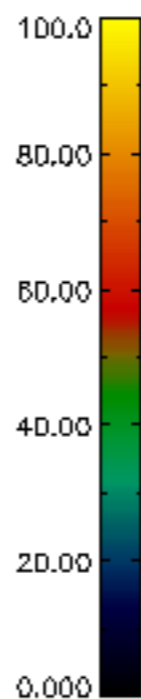
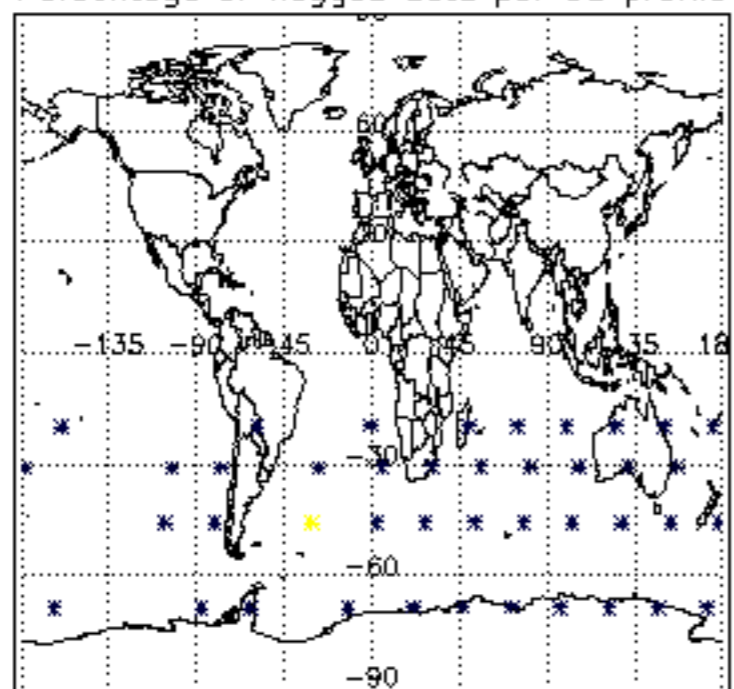




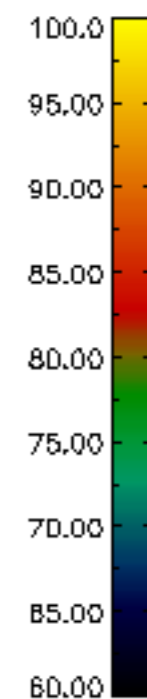
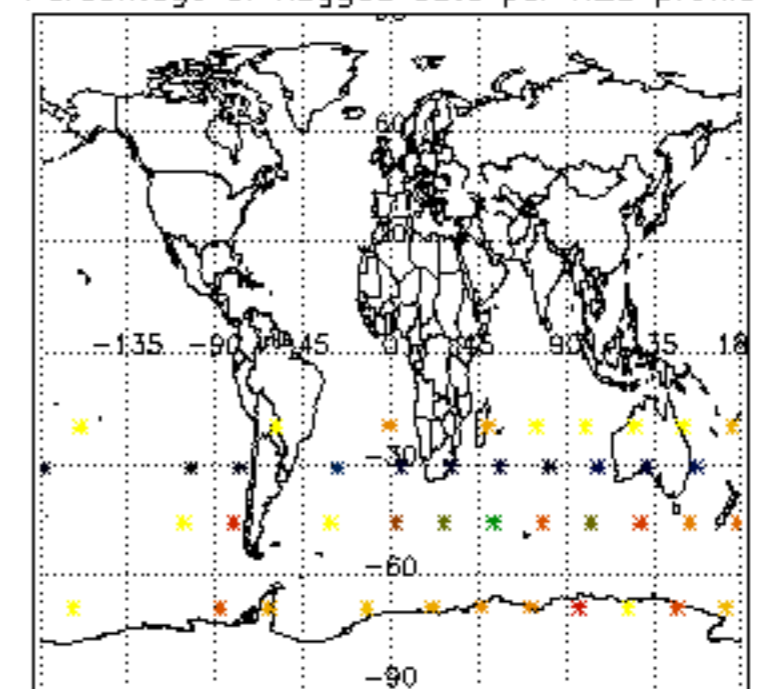




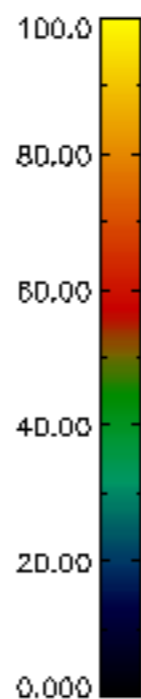
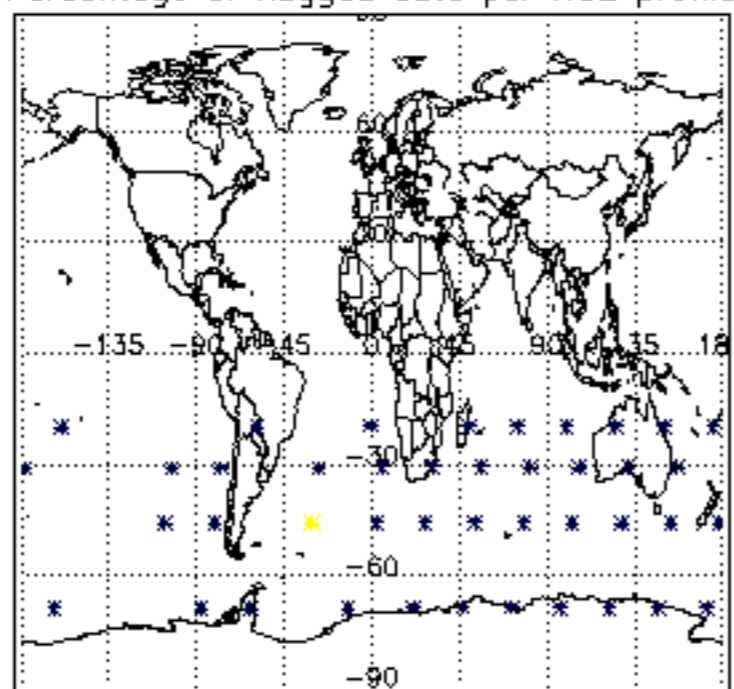
Percentage of flagged data per D3 profile



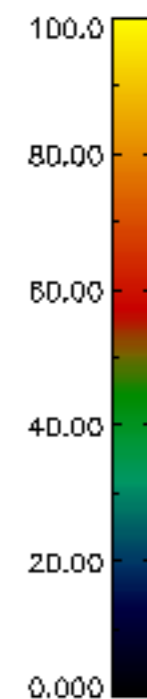
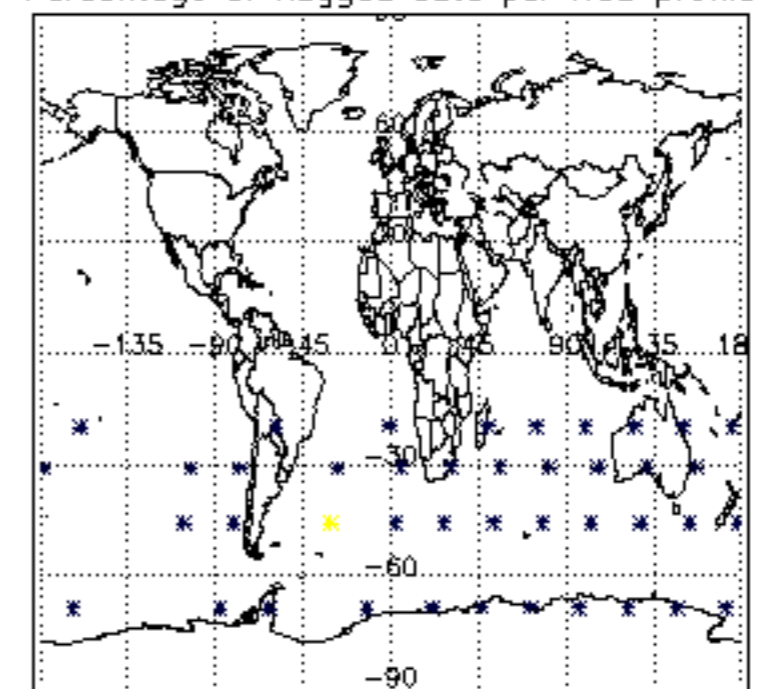
Percentage of flagged data per H2O profile

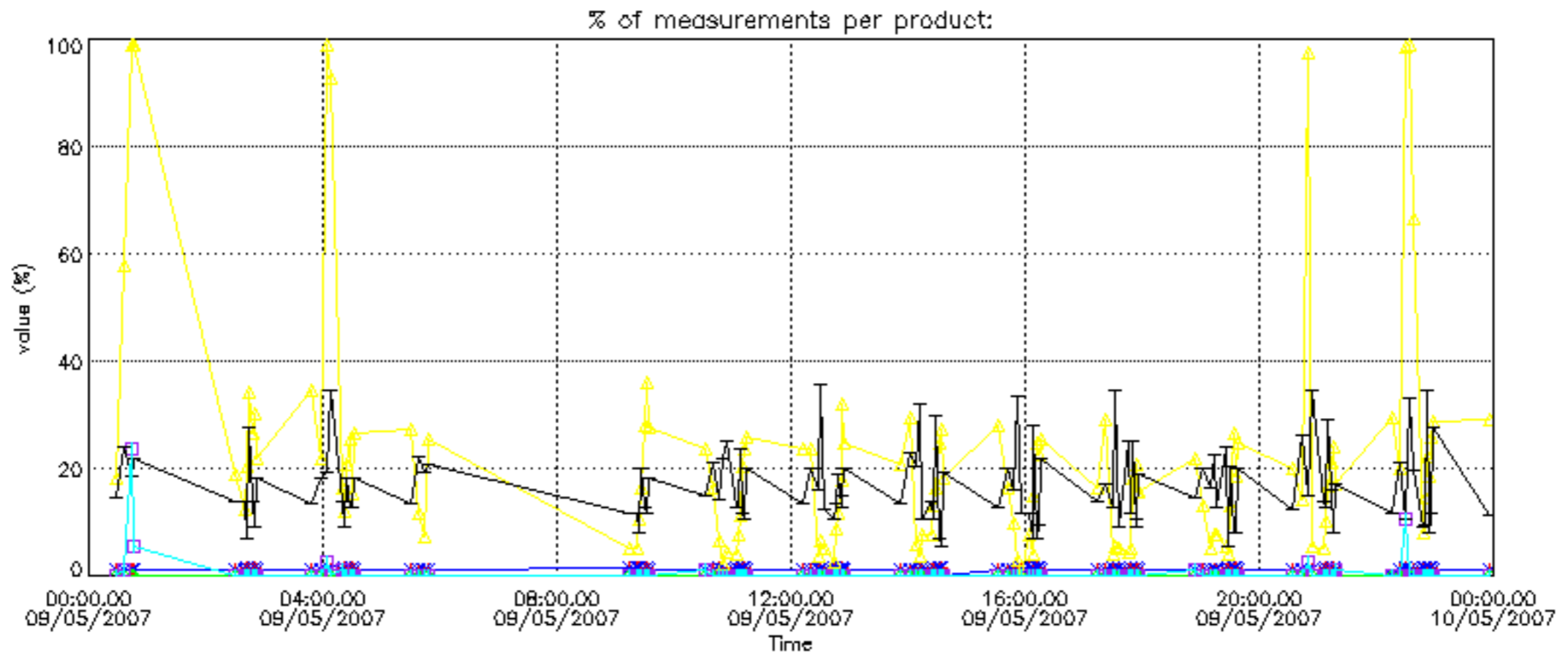


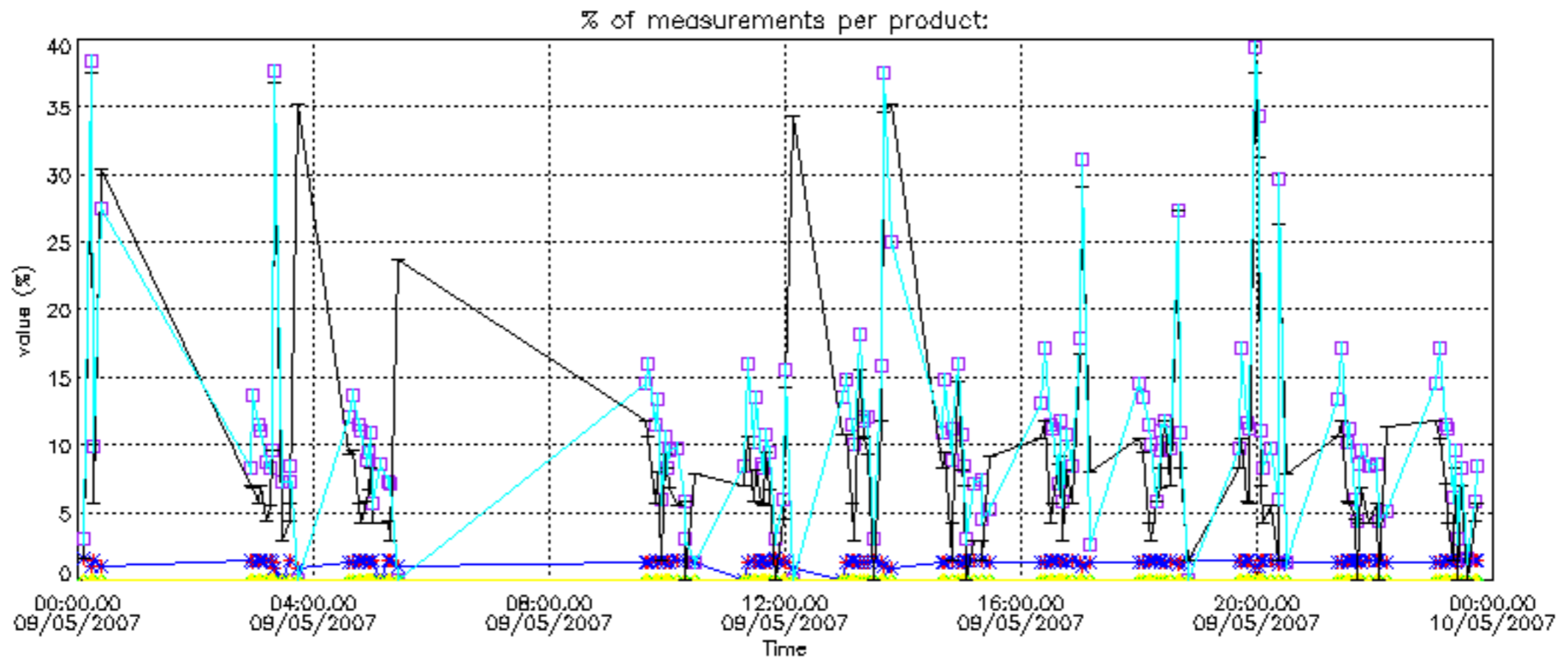
Percentage of flagged data per NO2 profile



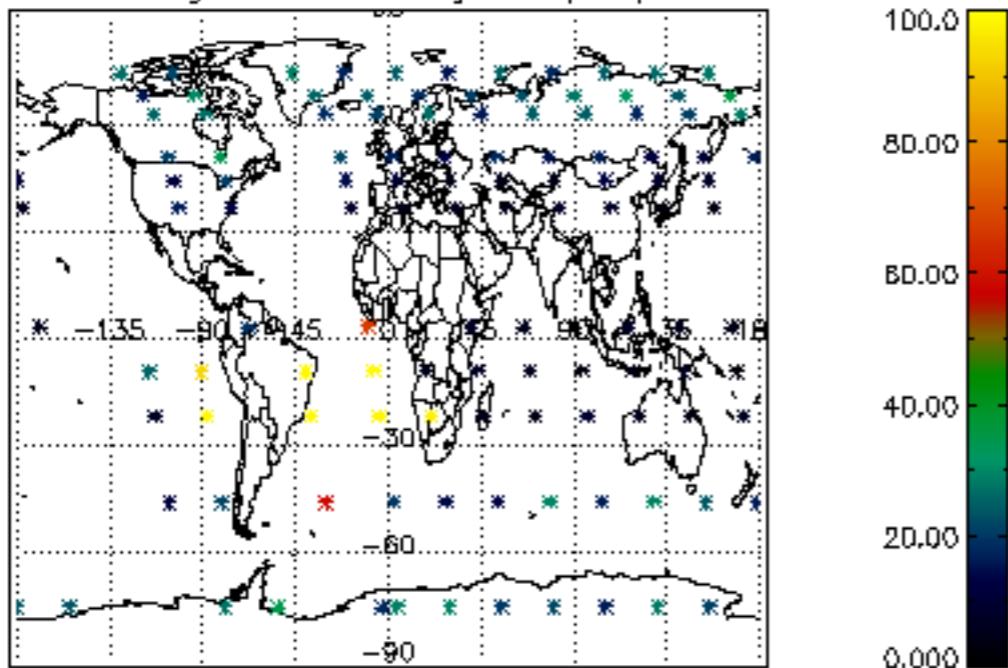
Percentage of flagged data per NO3 profile



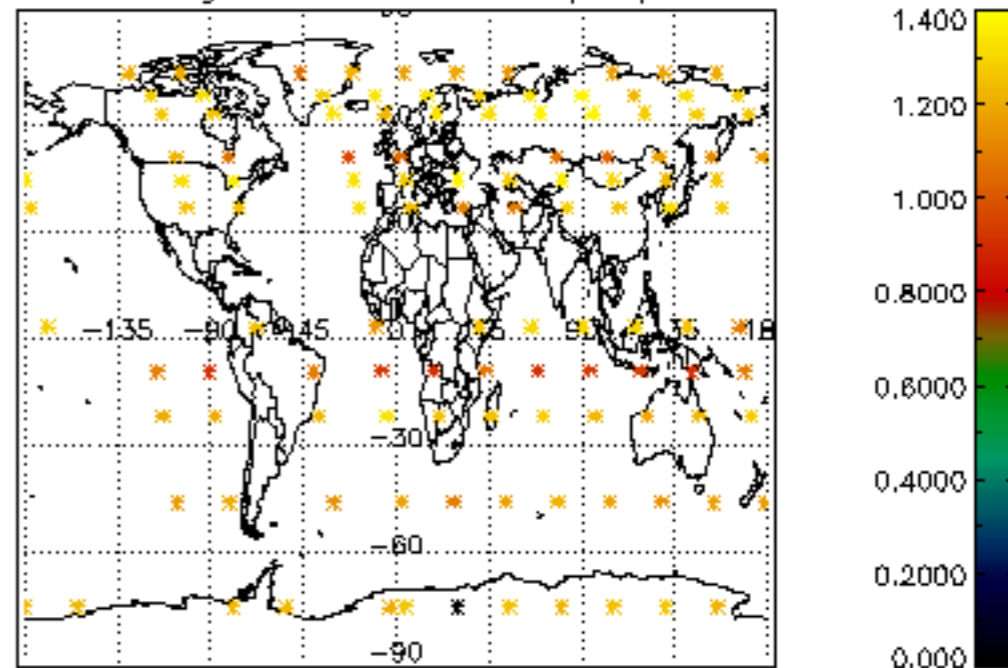




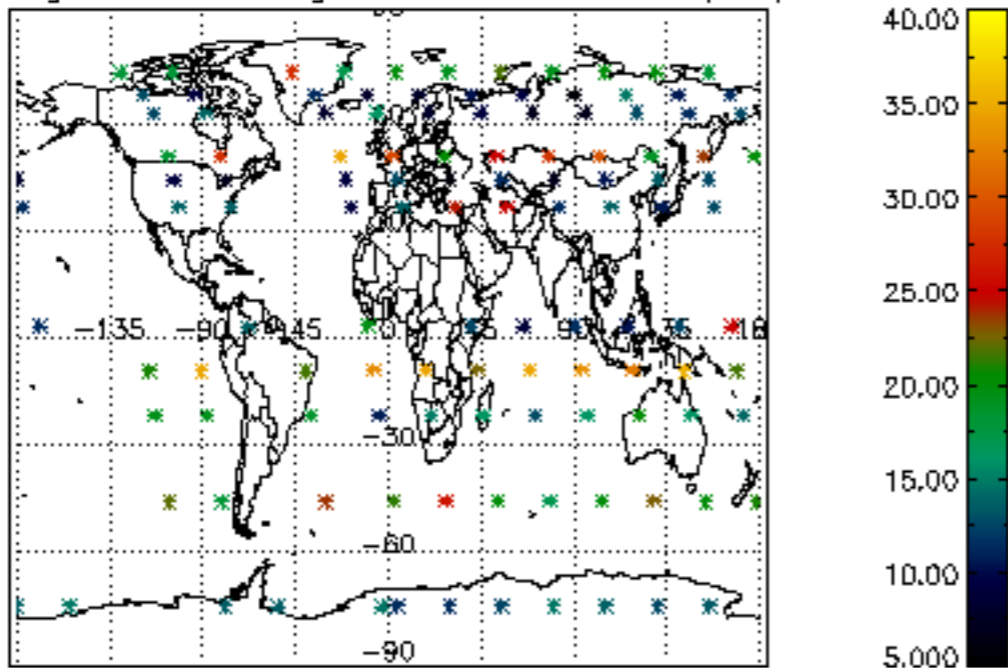
Percentage of cosmic ray hits per profile



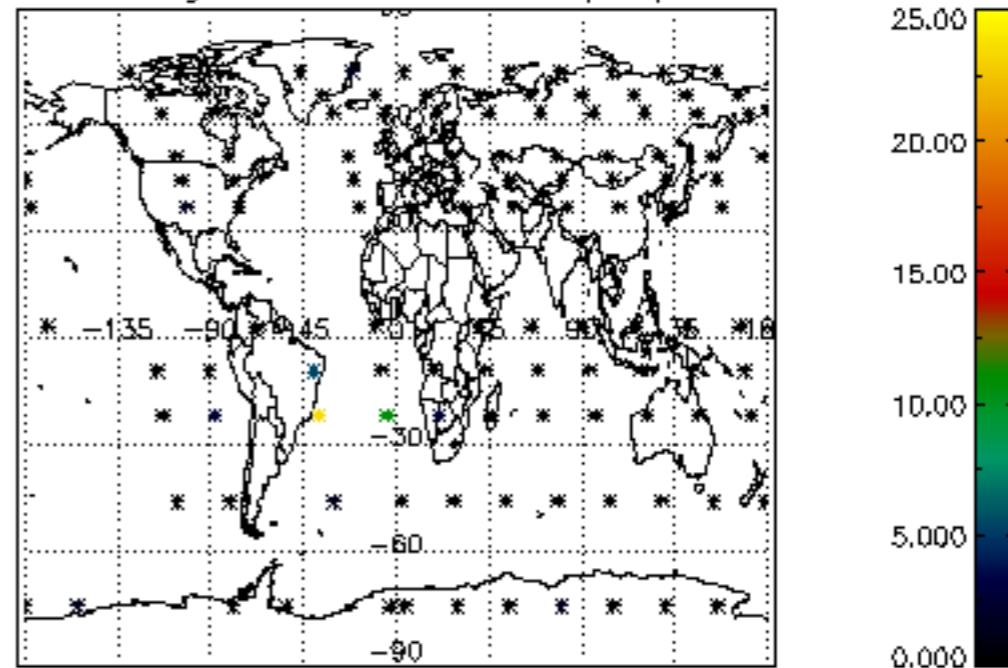
Percentage of datation errors per profile



Percentage of star falling outside central band per profile

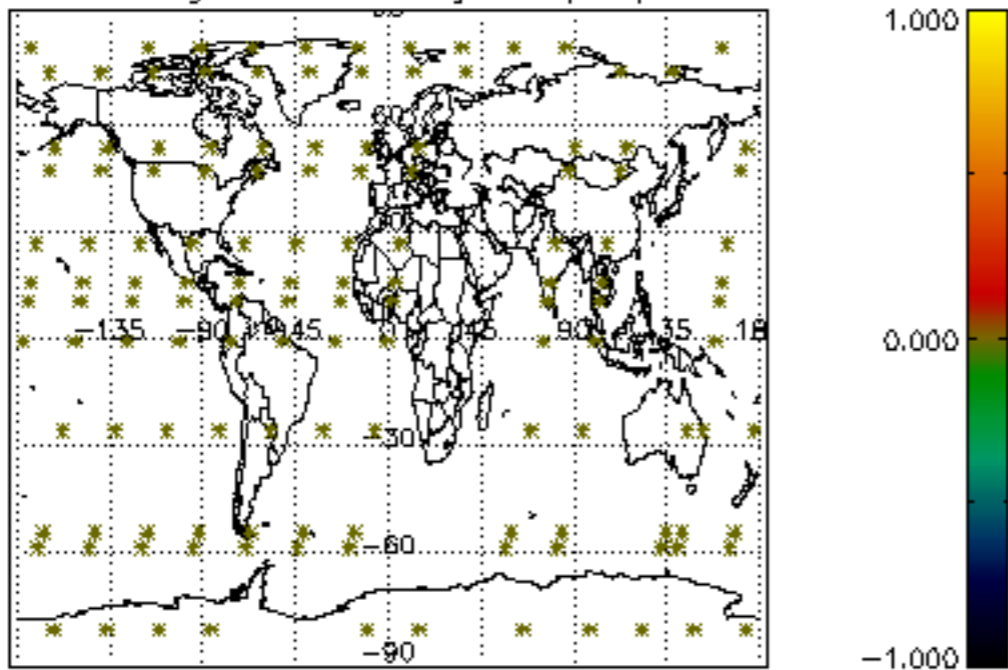


Percentage of saturation errors per profile

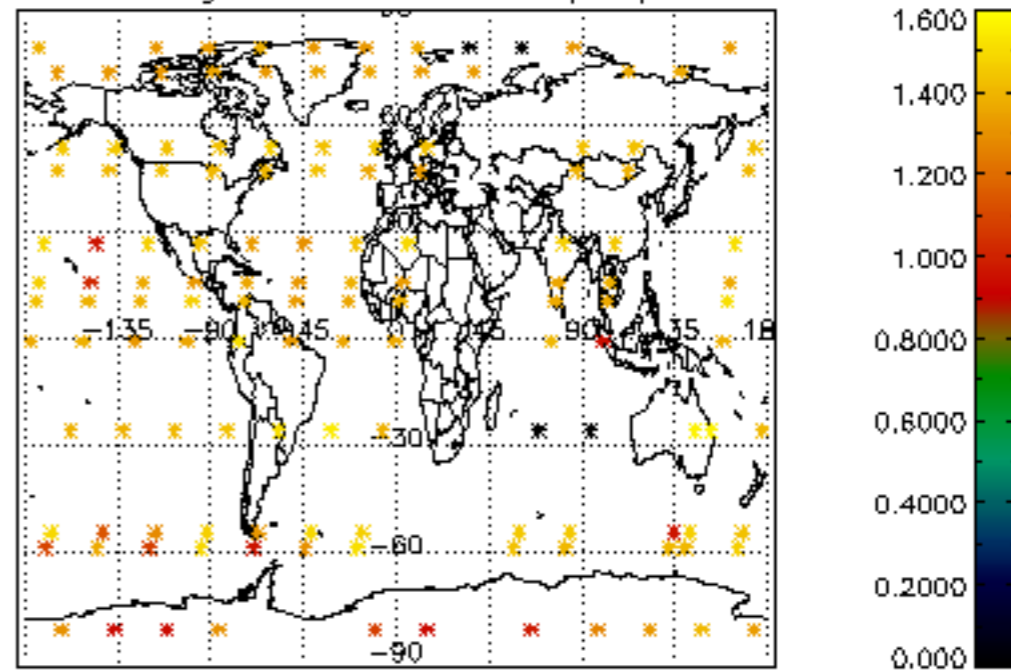




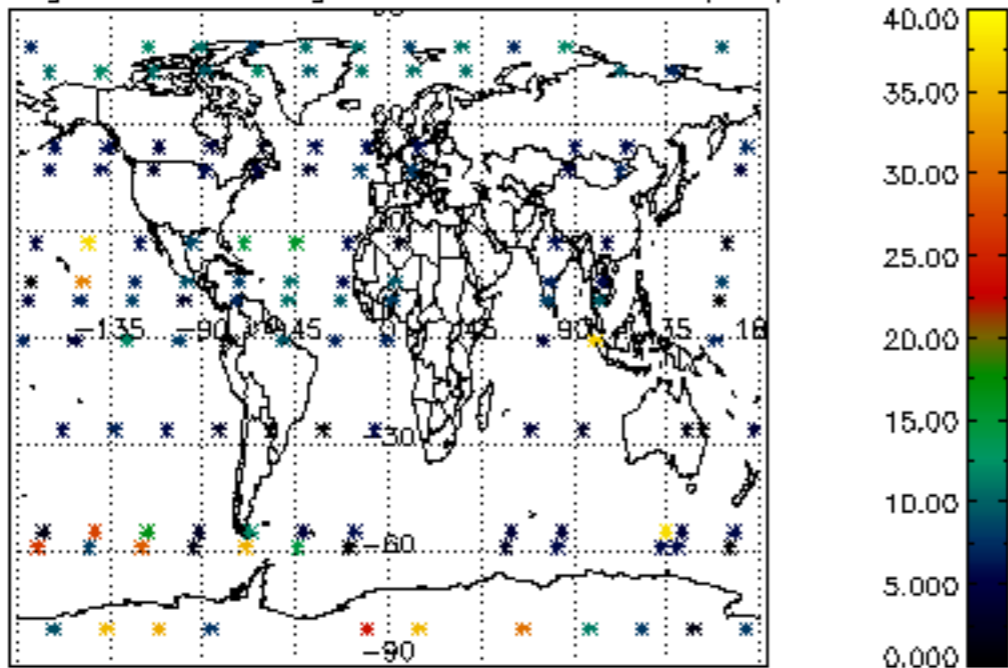
Percentage of cosmic ray hits per profile



Percentage of datation errors per profile



Percentage of star falling outside central band per profile



Percentage of saturation errors per profile

