

GOMOS Level 2 Daily Report

SUMMARY

[1. General Info](#)

[2. Summary of processed GOM_NL_2P products](#)

[3. Level 2 Quality information per product](#)

[3.1 Plot of level 2 quality information per product \(time dependant\)](#)

[3.2 Plot of level 2 quality information per product \(world map\)](#)

[4. Level 1 Quality information per product \(stored on level 2 products\)](#)

[4.1 Plot of level 1 quality information per product \(time dependant\)](#)

[4.1.1 Plot of level 1 quality information per product \(time dependant\): ASCENDING](#)

[4.1.2 Plot of level 1 quality information per product \(time dependant\): DESCENDING](#)

[4.2 Plot of level 1 quality information per product \(world map\)](#)

[4.2.1 Plot of level 1 quality information per product \(world map\): ASCENDING](#)

[4.2.2 Plot of level 1 quality information per product \(world map\): DESCENDING](#)

[5. Ozone profiles based on quality statistics and other trace gas profiles](#)

[5.1 Ozone statistics based on quality of products](#)

[5.2 Plot ozone profiles for all STD \(dark without errors\)](#)

[5.3 Plot ozone profiles where STD < 20% \(dark without errors\)](#)

[5.4. Plot ozone profiles where STD < 10% \(dark without errors\)](#)

[5.5. Plot ozone profiles where STD < 5% \(dark without errors\)](#)

[5.6 Plot NO2 profiles for all STD \(dark without errors\)](#)

[5.7 Plot NO3 profiles for all STD \(dark without errors\)](#)

[5.8 Plot H2O profiles \(only for occultations of stars 1,2,3,4,13,14,16,26,63 dark without errors\) for all STD](#)

[6. Auxiliary Data Files used for the production reported in section 2](#)

This report presents the daily analysis on parameters extracted from GOMOS level 2 data (GOM_NL__2P). It is intended to monitor some important parameters that will impact the quality of these products. A list of level 2 products (and content) that have arrived during the reporting day to the PCF is also given.

Item	Value
Time of report generation	22APR2013 19:17:53
Data source version	GOMOS/6.01
Start time of products	07-05-2007 (07MAY2007 00:00:00)
Stop time of products	08-05-2007 (08MAY2007 00:00:00)
Store outputs in DB	Yes
Nb of level 2 prods	297
Nb of prods with errors	0

2. Summary of processed GOM_NL__2P products.

Nr	Filename	UTC Start time	Limb	Duration	Star Id	Star Name	Star Mag	Star Temp	Nb Meas	Orbit	Prod. error
1	GOM_NL__2PRFIN20070507_000536_000000412057_00488_27095_6626.N1	07-MAY-2007 00:05:36	Dark	41.000	84	Alp Phe	2.3970	4500.0	82	27095	No
2	GOM_NL__2PRFIN20070507_001007_000000412057_00488_27095_6627.N1	07-MAY-2007 00:10:07	Dark	40.500	31	Alp Gru	1.7340	15200.	81	27095	No
3	GOM_NL__2PRFIN20070507_001227_000000402057_00489_27096_6613.N1	07-MAY-2007 00:12:27	Dark	40.000	148	Alp Tuc	2.8780	4100.0	80	27096	No
4	GOM_NL__2PRFIN20070507_002152_000000392057_00489_27096_6614.N1	07-MAY-2007 00:21:52	Straylight	39.000	43	Alp TrA	1.9100	4250.0	78	27096	No
5	GOM_NL__2PRFIN20070507_002404_000000382057_00489_27096_6615.N1	07-MAY-2007 00:24:04	Straylight	38.000	134	Bet TrA	2.8100	6600.0	76	27096	No
6	GOM_NL__2PRFIN20070507_002600_000000442057_00489_27096_6616.N1	07-MAY-2007 00:26:00	Straylight	43.500	4	Alp1Cen	-0.010000	5800.0	87	27096	No
7	GOM_NL__2PRFIN20070507_002929_000000392057_00489_27096_6617.N1	07-MAY-2007 00:29:29	Straylight	39.000	78	Alp Lup	2.3040	28000.	78	27096	No
8	GOM_NL__2PRFIN20070507_003100_000000392057_00489_27096_6618.N1	07-MAY-2007 00:31:00	Straylight	39.000	81	Eta Cen	2.3560	28000.	78	27096	No
9	GOM_NL__2PRFIN20070507_003301_000000442057_00489_27096_6619.N1	07-MAY-2007 00:33:01	Twilight_stray	43.500	54	5The Cen	2.0550	4500.0	87	27096	No
10	GOM_NL__2PRFIN20070507_003713_000000382057_00489_27096_6620.N1	07-MAY-2007 00:37:13	Bright	38.000	169	46Gam Hya	2.9910	4700.0	76	27096	No
11	GOM_NL__2PRFIN20070507_004030_000000392057_00489_27096_6621.N1	07-MAY-2007 00:40:30	Bright	38.500	15	67Alp Vir	0.97600	28000.	77	27096	No
12	GOM_NL__2PRFIN20070507_004338_000000362057_00489_27096_6622.N1	07-MAY-2007 00:43:38	Bright	35.500	121	29Gam Vir	2.7400	7200.0	71	27096	No
13	GOM_NL__2PRFIN20070507_004651_000000352057_00489_27096_6623.N1	07-MAY-2007 00:46:51	Bright	34.500	138	47Eps Vir	2.8280	4700.0	69	27096	No
14	GOM_NL__2PRFIN20070507_005429_000000342057_00489_27096_6624.N1	07-MAY-2007 00:54:29	Bright	34.000	152	12Alp2CVn	2.8900	11000.	68	27096	No
15	GOM_NL__2PRFIN20070507_005910_000000352057_00489_27096_6625.N1	07-MAY-2007 00:59:10	Bright	35.000	55	79Zet UMa	2.0600	10200.	70	27096	No
16	GOM_NL__2PRFIN20070507_010204_000000342057_00489_27096_6626.N1	07-MAY-2007 01:02:04	Bright	34.000	36	50Alp UMa	1.8000	6300.0	68	27096	No
17	GOM_NL__2PRFIN20070507_010913_000000342057_00489_27096_6627.N1	07-MAY-2007 01:09:13	Bright	34.000	49	1Alp UMi	1.9900	6300.0	68	27096	No
18	GOM_NL__2PRFIN20070507_011719_000000342057_00489_27096_6628.N1	07-MAY-2007 01:17:19	Bright	34.000	76	27Gam Cas	2.3000	30000.	68	27096	No
19	GOM_NL__2PRFIN20070507_011834_000000362057_00489_27096_6629.N1	07-MAY-2007 01:18:34	Bright	36.000	68	18Alp Cas	2.2250	4500.0	72	27096	No
20	GOM_NL__2PRFIN20070507_013922_000000412057_00489_27096_6630.N1	07-MAY-2007 01:39:22	Dark	41.000	52	16Bet Cet	2.0370	4500.0	82	27096	No
21	GOM_NL__2PRFIN20070507_014612_000000432057_00489_27096_6631.N1	07-MAY-2007 01:46:12	Dark	43.000	84	Alp Phe	2.3970	4500.0	86	27096	No
22	GOM_NL__2PRFIN20070507_015043_000000442057_00489_27096_6632.N1	07-MAY-2007 01:50:43	Dark	44.000	31	Alp Gru	1.7340	15200.	88	27096	No
23	GOM_NL__2PRFIN20070507_015303_000000382057_00490_27097_6967.N1	07-MAY-2007 01:53:03	Dark	38.000	148	Alp Tuc	2.8780	4100.0	76	27097	No
24	GOM_NL__2PRFIN20070507_020229_000000402057_00490_27097_6968.N1	07-MAY-2007 02:02:29	Straylight	39.500	43	Alp TrA	1.9100	4250.0	79	27097	No
25	GOM_NL__2PRFIN20070507_020441_000000382057_00490_27097_6969.N1	07-MAY-2007 02:04:41	Straylight	38.000	134	Bet TrA	2.8100	6600.0	76	27097	No
26	GOM_NL__2PRFIN20070507_020636_000000522057_00490_27097_6970.N1	07-MAY-2007 02:06:36	Straylight	52.000	4	Alp1Cen	-0.010000	5800.0	104	27097	No
27	GOM_NL__2PRFIN20070507_021005_000000392057_00490_27097_6971.N1	07-MAY-2007 02:10:05	Straylight	38.500	78	Alp Lup	2.3040	28000.	77	27097	No
28	GOM_NL__2PRFIN20070507_021137_000000412057_00490_27097_6972.N1	07-MAY-2007 02:11:37	Straylight	40.500	81	Eta Cen	2.3560	28000.	81	27097	No
29	GOM_NL__2PRFIN20070507_021337_000000432057_00490_27097_6973.N1	07-MAY-2007 02:13:37	Twilight_stray	43.000	54	5The Cen	2.0550	4500.0	86	27097	No
30	GOM_NL__2PRFIN20070507_021749_000000372057_00490_27097_6974.N1	07-MAY-2007 02:17:49	Bright	36.500	169	46Gam Hya	2.9910	4700.0	73	27097	No
31	GOM_NL__2PRFIN20070507_022106_000000382057_00490_27097_6975.N1	07-MAY-2007 02:21:06	Bright	37.500	15	67Alp Vir	0.97600	28000.	75	27097	No
32	GOM_NL__2PRFIN20070507_022414_000000362057_00490_27097_6976.N1	07-MAY-2007 02:24:14	Bright	35.500	121	29Gam Vir	2.7400	7200.0	71	27097	No
33	GOM_NL__2PRFIN20070507_022727_000000352057_00490_27097_6977.N1	07-MAY-2007 02:27:27	Bright	35.000	138	47Eps Vir	2.8280	4700.0	70	27097	No
34	GOM_NL__2PRFIN20070507_023505_000000352057_00490_27097_6978.N1	07-MAY-2007 02:35:05	Bright	34.500	152	12Alp2CVn	2.8900	11000.	69	27097	No
35	GOM_NL__2PRFIN20070507_023945_000000362057_00490_27097_6979.N1	07-MAY-2007 02:39:45	Bright	36.000	55	79Zet UMa	2.0600	10200.	72	27097	No
36	GOM_NL__2PRFIN20070507_024240_000000372057_00490_27097_6980.N1	07-MAY-2007 02:42:40	Bright	37.000	36	50Alp UMa	1.8000	6300.0	74	27097	No
37	GOM_NL__2PRFIN20070507_024948_000000352057_00490_27097_6981.N1	07-MAY-2007 02:49:48	Bright	34.500	49	1Alp UMi	1.9900	6300.0	69	27097	No
38	GOM_NL__2PRFIN20070507_025755_000000332057_00490_27097_6982.N1	07-MAY-2007 02:57:55	Bright	33.000	76	27Gam Cas	2.3000	30000.	66	27097	No
39	GOM_NL__2PRFIN20070507_025910_000000352057_00490_27097_6983.N1	07-MAY-2007 02:59:10	Bright	34.500	68	18Alp Cas	2.2250	4500.0	69	27097	No
40	GOM_NL__2PRFIN20070507_031958_000000412057_00490_27097_6984.N1	07-MAY-2007 03:19:58	Dark	40.500	52	16Bet Cet	2.0370	4500.0	81	27097	No
41	GOM_NL__2PRFIN20070507_032648_000000412057_00490_27097_6985.N1	07-MAY-2007 03:26:48	Dark	40.500	84	Alp Phe	2.3970	4500.0	81	27097	No
42	GOM_NL__2PRFIN20070507_033120_000000452057_00490_27097_6986.N1	07-MAY-2007 03:31:20	Dark	44.500	31	Alp Gru	1.7340	15200.	89	27097	No

43	GOM_NL__2PRFIN20070507_033340_000000382057_00491_27098_7131.N1	07-MAY-2007 03:33:40	Dark	38.000	148	Alp Tuc	2.8780	4100.0	76	27098	No
44	GOM_NL__2PRFIN20070507_034305_000000402057_00491_27098_7132.N1	07-MAY-2007 03:43:05	Straylight	40.000	43	Alp TrA	1.9100	4250.0	80	27098	No
45	GOM_NL__2PRFIN20070507_034517_000000382057_00491_27098_7133.N1	07-MAY-2007 03:45:17	Straylight	37.500	134	Bet TrA	2.8100	6600.0	75	27098	No
46	GOM_NL__2PRFIN20070507_034712_000000432057_00491_27098_7134.N1	07-MAY-2007 03:47:12	Straylight	43.000	4	Alp1Cen	-0.010000	5800.0	86	27098	No
47	GOM_NL__2PRFIN20070507_035041_000000392057_00491_27098_7135.N1	07-MAY-2007 03:50:41	Straylight	39.000	78	Alp Lup	2.3040	28000.	78	27098	No
48	GOM_NL__2PRFIN20070507_035213_000000402057_00491_27098_7136.N1	07-MAY-2007 03:52:13	Straylight	40.000	81	Eta Cen	2.3560	28000.	80	27098	No
49	GOM_NL__2PRFIN20070507_035414_000000402057_00491_27098_7137.N1	07-MAY-2007 03:54:14	Twi_and_stray	40.000	54	5The Cen	2.0550	4500.0	80	27098	No
50	GOM_NL__2PRFIN20070507_035826_000000362057_00491_27098_7138.N1	07-MAY-2007 03:58:26	Bright	36.000	169	46Gam Hya	2.9910	4700.0	72	27098	No
51	GOM_NL__2PRFIN20070507_040142_000000382057_00491_27098_7139.N1	07-MAY-2007 04:01:42	Bright	38.000	15	67Alp Vir	0.97600	28000.	76	27098	No
52	GOM_NL__2PRFIN20070507_040451_000000362057_00491_27098_7140.N1	07-MAY-2007 04:04:51	Bright	35.500	121	29Gam Vir	2.7400	7200.0	71	27098	No
53	GOM_NL__2PRFIN20070507_040803_000000352057_00491_27098_7141.N1	07-MAY-2007 04:08:03	Bright	35.000	138	47Eps Vir	2.8280	4700.0	70	27098	No
54	GOM_NL__2PRFIN20070507_041541_000000342057_00491_27098_7142.N1	07-MAY-2007 04:15:41	Bright	33.500	152	12Alp2CVn	2.8900	11000.	67	27098	No
55	GOM_NL__2PRFIN20070507_042021_000000362057_00491_27098_7143.N1	07-MAY-2007 04:20:21	Bright	35.500	55	79Zet UMa	2.0600	10200.	71	27098	No
56	GOM_NL__2PRFIN20070507_042317_000000352057_00491_27098_7144.N1	07-MAY-2007 04:23:17	Bright	34.500	36	50Alp UMa	1.8000	6300.0	69	27098	No
57	GOM_NL__2PRFIN20070507_043024_000000362057_00491_27098_7145.N1	07-MAY-2007 04:30:24	Bright	35.500	49	1Alp UMi	1.9900	6300.0	71	27098	No
58	GOM_NL__2PRFIN20070507_043831_000000352057_00491_27098_7146.N1	07-MAY-2007 04:38:31	Bright	34.500	76	27Gam Cas	2.3000	30000.	69	27098	No
59	GOM_NL__2PRFIN20070507_043946_000000402057_00491_27098_7147.N1	07-MAY-2007 04:39:46	Bright	40.000	68	18Alp Cas	2.2250	4500.0	80	27098	No
60	GOM_NL__2PRFIN20070507_050035_000000432057_00491_27098_7148.N1	07-MAY-2007 05:00:35	Dark	42.500	52	16Bet Cet	2.0370	4500.0	85	27098	No
61	GOM_NL__2PRFIN20070507_050724_000000382057_00491_27098_7149.N1	07-MAY-2007 05:07:24	Dark	38.000	84	Alp Phe	2.3970	4500.0	76	27098	No
62	GOM_NL__2PRFIN20070507_051157_000000432057_00491_27098_7150.N1	07-MAY-2007 05:11:57	Dark	42.500	31	Alp Gru	1.7340	15200.	85	27098	No
63	GOM_NL__2PRFIN20070507_051416_000000382057_00492_27099_6659.N1	07-MAY-2007 05:14:16	Dark	38.000	148	Alp Tuc	2.8780	4100.0	76	27099	No
64	GOM_NL__2PRFIN20070507_052341_000000402057_00492_27099_6660.N1	07-MAY-2007 05:23:41	Straylight	40.000	43	Alp TrA	1.9100	4250.0	80	27099	No
65	GOM_NL__2PRFIN20070507_052553_000000382057_00492_27099_6661.N1	07-MAY-2007 05:25:53	Straylight	38.000	134	Bet TrA	2.8100	6600.0	76	27099	No
66	GOM_NL__2PRFIN20070507_052749_000000462057_00492_27099_6662.N1	07-MAY-2007 05:27:49	Straylight	45.500	4	Alp1Cen	-0.010000	5800.0	91	27099	No
67	GOM_NL__2PRFIN20070507_053118_000000402057_00492_27099_6663.N1	07-MAY-2007 05:31:18	Straylight	40.000	78	Alp Lup	2.3040	28000.	80	27099	No
68	GOM_NL__2PRFIN20070507_053249_000000402057_00492_27099_6664.N1	07-MAY-2007 05:32:49	Straylight	40.000	81	Eta Cen	2.3560	28000.	80	27099	No
69	GOM_NL__2PRFIN20070507_053450_000000392057_00492_27099_6665.N1	07-MAY-2007 05:34:50	Twi_and_stray	39.000	54	5The Cen	2.0550	4500.0	78	27099	No
70	GOM_NL__2PRFIN20070507_053902_000000372057_00492_27099_6666.N1	07-MAY-2007 05:39:02	Bright	36.500	169	46Gam Hya	2.9910	4700.0	73	27099	No
71	GOM_NL__2PRFIN20070507_054218_000000372057_00492_27099_6667.N1	07-MAY-2007 05:42:18	Bright	36.500	15	67Alp Vir	0.97600	28000.	73	27099	No
72	GOM_NL__2PRFIN20070507_054527_000000362057_00492_27099_6668.N1	07-MAY-2007 05:45:27	Bright	35.500	121	29Gam Vir	2.7400	7200.0	71	27099	No
73	GOM_NL__2PRFIN20070507_054839_000000352057_00492_27099_6669.N1	07-MAY-2007 05:48:39	Bright	34.500	138	47Eps Vir	2.8280	4700.0	69	27099	No
74	GOM_NL__2PRFIN20070507_055618_000000342057_00492_27099_6670.N1	07-MAY-2007 05:56:18	Bright	34.000	152	12Alp2CVn	2.8900	11000.	68	27099	No
75	GOM_NL__2PRFIN20070507_060057_000000372057_00492_27099_6671.N1	07-MAY-2007 06:00:57	Bright	36.500	55	79Zet UMa	2.0600	10200.	73	27099	No
76	GOM_NL__2PRFIN20070507_060353_000000362057_00492_27099_6672.N1	07-MAY-2007 06:03:53	Bright	36.000	36	50Alp UMa	1.8000	6300.0	72	27099	No
77	GOM_NL__2PRFIN20070507_061100_000000342057_00492_27099_6673.N1	07-MAY-2007 06:11:00	Bright	34.000	49	1Alp UMi	1.9900	6300.0	68	27099	No
78	GOM_NL__2PRFIN20070507_061907_000000352057_00492_27099_6674.N1	07-MAY-2007 06:19:07	Bright	34.500	76	27Gam Cas	2.3000	30000.	69	27099	No
79	GOM_NL__2PRFIN20070507_062022_000000492057_00492_27099_6675.N1	07-MAY-2007 06:20:22	Bright	49.000	68	18Alp Cas	2.2250	4500.0	98	27099	No
80	GOM_NL__2PRFIN20070507_064111_000000452057_00492_27099_6676.N1	07-MAY-2007 06:41:11	Dark	44.500	52	16Bet Cet	2.0370	4500.0	89	27099	No
81	GOM_NL__2PRFIN20070507_064801_000000422057_00492_27099_6677.N1	07-MAY-2007 06:48:01	Dark	41.500	84	Alp Phe	2.3970	4500.0	83	27099	No
82	GOM_NL__2PRFIN20070507_065233_000000452057_00492_27099_6678.N1	07-MAY-2007 06:52:33	Dark	44.500	31	Alp Gru	1.7340	15200.	89	27099	No
83	GOM_NL__2PRFIN20070507_065453_000000392057_00493_27100_6673.N1	07-MAY-2007 06:54:53	Dark	38.500	148	Alp Tuc	2.8780	4100.0	77	27100	No
84	GOM_NL__2PRFIN20070507_070418_000000412057_00493_27100_6674.N1	07-MAY-2007 07:04:18	Straylight	40.500	43	Alp TrA	1.9100	4250.0	81	27100	No
85	GOM_NL__2PRFIN20070507_070630_000000372057_00493_27100_6675.N1	07-MAY-2007 07:06:30	Straylight	36.500	134	Bet TrA	2.8100	6600.0	73	27100	No
86	GOM_NL__2PRFIN20070507_070825_000000522057_00493_27100_6676.N1	07-MAY-2007 07:08:25	Straylight	52.000	4	Alp1Cen	-0.010000	5800.0	104	27100	No
87	GOM_NL__2PRFIN20070507_071154_000000382057_00493_27100_6677.N1	07-MAY-2007 07:11:54	Straylight	37.500	78	Alp Lup	2.3040	28000.	75	27100	No
88	GOM_NL__2PRFIN20070507_071326_000000392057_00493_27100_6678.N1	07-MAY-2007 07:13:26	Straylight	39.000	81	Eta Cen	2.3560	28000.	78	27100	No
89	GOM_NL__2PRFIN20070507_071526_000000442057_00493_27100_6679.N1	07-MAY-2007 07:15:26	Twi_and_stray	43.500	54	5The Cen	2.0550	4500.0	87	27100	No
90	GOM_NL__2PRFIN20070507_071938_000000362057_00493_27100_6680.N1	07-MAY-2007 07:19:38	Bright	35.500	169	46Gam Hya	2.9910	4700.0	71	27100	No
91	GOM_NL__2PRFIN20070507_072255_000000372057_00493_27100_6681.N1	07-MAY-2007 07:22:55	Bright	37.000	15	67Alp Vir	0.97600	28000.	74	27100	No
92	GOM_NL__2PRFIN20070507_072603_000000352057_00493_27100_6682.N1	07-MAY-2007 07:26:03	Bright	34.500	121	29Gam Vir	2.7400	7200.0	69	27100	No
93	GOM_NL__2PRFIN20070507_072916_000000342057_00493_27100_6683.N1	07-MAY-2007 07:29:16	Bright	34.000	138	47Eps Vir	2.8280	4700.0	68	27100	No
94	GOM_NL__2PRFIN20070507_073654_000000342057_00493_27100_6684.N1	07-MAY-2007 07:36:54	Bright	34.000	152	12Alp2CVn	2.8900	11000.	68	27100	No
95	GOM_NL__2PRFIN20070507_074133_000000362057_00493_27100_6685.N1	07-MAY-2007 07:41:33	Bright	35.500	55	79Zet UMa	2.0600	10200.	71	27100	No
96	GOM_NL__2PRFIN20070507_074429_000000372057_00493_27100_6686.N1	07-MAY-2007 07:44:29	Bright	36.500	36	50Alp UMa	1.8000	6300.0	73	27100	No
97	GOM_NL__2PRFIN20070507_075136_000000342057_00493_27100_6687.N1	07-MAY-2007 07:51:36	Bright	33.500	49	1Alp UMi	1.9900	6300.0	67	27100	No
98	GOM_NL__2PRFIN20070507_075943_000000352057_00493_27100_6688.N1	07-MAY-2007 07:59:43	Bright	35.000	76	27Gam Cas	2.3000	30000.	70	27100	No
99	GOM_NL__2PRFIN20070507_080058_000000342057_00493_27100_6689.N1	07-MAY-2007 08:00:58	Bright	33.500	68	18Alp Cas	2.2250	4500.0	67	27100	No
100	GOM_NL__2PRFIN20070507_080905_000000362057_00493_27100_6690.N1	07-MAY-2007 08:09:05	Bright	36.000	58	21Alp And	2.0730	11000.	72	27100	No
101	GOM_NL__2PRFIN20070507_082147_000000432057_00493_27100_6691.N1	07-MAY-2007 08:21:47	Dark	42.500	52	16Bet Cet	2.0370	4500.0	85	27100	No

102	GOM_NL__2PRFIN20070507_082837_000000412057_00493_27100_6692.N1	07-MAY-2007 08:28:37	Dark	41.000	84	Alp Phe	2.3970	4500.0	82	27100	No
103	GOM_NL__2PRFIN20070507_083310_000000432057_00493_27100_6693.N1	07-MAY-2007 08:33:10	Dark	42.500	31	Alp Gru	1.7340	15200.	85	27100	No
104	GOM_NL__2PRFIN20070507_084454_000000492057_00494_27101_6690.N1	07-MAY-2007 08:44:54	Straylight	49.000	43	Alp TrA	1.9100	4250.0	98	27101	No
105	GOM_NL__2PRFIN20070507_084706_000000382057_00494_27101_6691.N1	07-MAY-2007 08:47:06	Straylight	37.500	134	Bet TrA	2.8100	6600.0	75	27101	No
106	GOM_NL__2PRFIN20070507_084901_000000432057_00494_27101_6692.N1	07-MAY-2007 08:49:01	Straylight	42.500	4	Alp1Cen	-0.010000	5800.0	85	27101	No
107	GOM_NL__2PRFIN20070507_085230_000000412057_00494_27101_6693.N1	07-MAY-2007 08:52:30	Straylight	40.500	78	Alp Lup	2.3040	28000.	81	27101	No
108	GOM_NL__2PRFIN20070507_085402_000000402057_00494_27101_6694.N1	07-MAY-2007 08:54:02	Straylight	40.000	81	Eta Cen	2.3560	28000.	80	27101	No
109	GOM_NL__2PRFIN20070507_085602_000000412057_00494_27101_6695.N1	07-MAY-2007 08:56:02	Tw_i_and_stray	40.500	54	5The Cen	2.0550	4500.0	81	27101	No
110	GOM_NL__2PRFIN20070507_090014_000000382057_00494_27101_6696.N1	07-MAY-2007 09:00:14	Bright	38.000	169	46Gam Hya	2.9910	4700.0	76	27101	No
111	GOM_NL__2PRFIN20070507_090331_000000382057_00494_27101_6697.N1	07-MAY-2007 09:03:31	Bright	38.000	15	67Alp Vir	0.97600	28000.	76	27101	No
112	GOM_NL__2PRFIN20070507_090639_000000362057_00494_27101_6698.N1	07-MAY-2007 09:06:39	Bright	35.500	121	29Gam Vir	2.7400	7200.0	71	27101	No
113	GOM_NL__2PRFIN20070507_090952_000000362057_00494_27101_6699.N1	07-MAY-2007 09:09:52	Bright	35.500	138	47Eps Vir	2.8280	4700.0	71	27101	No
114	GOM_NL__2PRFIN20070507_091730_000000342057_00494_27101_6700.N1	07-MAY-2007 09:17:30	Bright	33.500	152	12Alp2CVn	2.8900	11000.	67	27101	No
115	GOM_NL__2PRFIN20070507_092209_000000362057_00494_27101_6701.N1	07-MAY-2007 09:22:09	Bright	36.000	55	79Zet UMa	2.0600	10200.	72	27101	No
116	GOM_NL__2PRFIN20070507_092505_000000352057_00494_27101_6702.N1	07-MAY-2007 09:25:05	Bright	34.500	36	50Alp UMa	1.8000	6300.0	69	27101	No
117	GOM_NL__2PRFIN20070507_093212_000000342057_00494_27101_6703.N1	07-MAY-2007 09:32:12	Bright	34.000	49	1Alp UMi	1.9900	6300.0	68	27101	No
118	GOM_NL__2PRFIN20070507_094019_000000352057_00494_27101_6704.N1	07-MAY-2007 09:40:19	Bright	35.000	76	27Gam Cas	2.3000	30000.	70	27101	No
119	GOM_NL__2PRFIN20070507_094134_000000352057_00494_27101_6705.N1	07-MAY-2007 09:41:34	Bright	35.000	68	18Alp Cas	2.2250	4500.0	70	27101	No
120	GOM_NL__2PRFIN20070507_094941_000000382057_00494_27101_6706.N1	07-MAY-2007 09:49:41	Bright	37.500	58	21Alp And	2.0730	11000.	75	27101	No
121	GOM_NL__2PRFIN20070507_100223_000000442057_00494_27101_6707.N1	07-MAY-2007 10:02:23	Dark	44.000	52	16Bet Cet	2.0370	4500.0	88	27101	No
122	GOM_NL__2PRFIN20070507_100913_000000392057_00494_27101_6708.N1	07-MAY-2007 10:09:13	Dark	39.000	84	Alp Phe	2.3970	4500.0	78	27101	No
123	GOM_NL__2PRFIN20070507_101346_000000402057_00494_27101_6709.N1	07-MAY-2007 10:13:46	Dark	40.000	31	Alp Gru	1.7340	15200.	80	27101	No
124	GOM_NL__2PRFIN20070507_102530_000000392057_00495_27102_7130.N1	07-MAY-2007 10:25:30	Straylight	38.500	43	Alp TrA	1.9100	4250.0	77	27102	No
125	GOM_NL__2PRFIN20070507_102742_000000392057_00495_27102_7131.N1	07-MAY-2007 10:27:42	Straylight	38.500	134	Bet TrA	2.8100	6600.0	77	27102	No
126	GOM_NL__2PRFIN20070507_102937_000000482057_00495_27102_7132.N1	07-MAY-2007 10:29:37	Straylight	48.000	4	Alp1Cen	-0.010000	5800.0	96	27102	No
127	GOM_NL__2PRFIN20070507_103306_000000402057_00495_27102_7133.N1	07-MAY-2007 10:33:06	Straylight	39.500	78	Alp Lup	2.3040	28000.	79	27102	No
128	GOM_NL__2PRFIN20070507_103438_000000382057_00495_27102_7134.N1	07-MAY-2007 10:34:38	Straylight	38.000	81	Eta Cen	2.3560	28000.	76	27102	No
129	GOM_NL__2PRFIN20070507_103639_000000412057_00495_27102_7135.N1	07-MAY-2007 10:36:39	Tw_i_and_stray	40.500	54	5The Cen	2.0550	4500.0	81	27102	No
130	GOM_NL__2PRFIN20070507_104050_000000362057_00495_27102_7136.N1	07-MAY-2007 10:40:50	Bright	36.000	169	46Gam Hya	2.9910	4700.0	72	27102	No
131	GOM_NL__2PRFIN20070507_104407_000000382057_00495_27102_7137.N1	07-MAY-2007 10:44:07	Bright	38.000	15	67Alp Vir	0.97600	28000.	76	27102	No
132	GOM_NL__2PRFIN20070507_104715_000000362057_00495_27102_7138.N1	07-MAY-2007 10:47:15	Bright	36.000	121	29Gam Vir	2.7400	7200.0	72	27102	No
133	GOM_NL__2PRFIN20070507_105028_000000362057_00495_27102_7139.N1	07-MAY-2007 10:50:28	Bright	36.000	138	47Eps Vir	2.8280	4700.0	72	27102	No
134	GOM_NL__2PRFIN20070507_105806_000000352057_00495_27102_7140.N1	07-MAY-2007 10:58:06	Bright	34.500	152	12Alp2CVn	2.8900	11000.	69	27102	No
135	GOM_NL__2PRFIN20070507_110245_000000362057_00495_27102_7141.N1	07-MAY-2007 11:02:45	Bright	36.000	55	79Zet UMa	2.0600	10200.	72	27102	No
136	GOM_NL__2PRFIN20070507_110542_000000362057_00495_27102_7142.N1	07-MAY-2007 11:05:42	Bright	36.000	36	50Alp UMa	1.8000	6300.0	72	27102	No
137	GOM_NL__2PRFIN20070507_111248_000000332057_00495_27102_7143.N1	07-MAY-2007 11:12:48	Bright	32.500	49	1Alp UMi	1.9900	6300.0	65	27102	No
138	GOM_NL__2PRFIN20070507_112055_000000342057_00495_27102_7144.N1	07-MAY-2007 11:20:55	Bright	34.000	76	27Gam Cas	2.3000	30000.	68	27102	No
139	GOM_NL__2PRFIN20070507_112210_000000332057_00495_27102_7145.N1	07-MAY-2007 11:22:10	Bright	33.000	68	18Alp Cas	2.2250	4500.0	66	27102	No
140	GOM_NL__2PRFIN20070507_113017_000000372057_00495_27102_7146.N1	07-MAY-2007 11:30:17	Bright	37.000	58	21Alp And	2.0730	11000.	74	27102	No
141	GOM_NL__2PRFIN20070507_114259_000000432057_00495_27102_7147.N1	07-MAY-2007 11:42:59	Dark	43.000	52	16Bet Cet	2.0370	4500.0	86	27102	No
142	GOM_NL__2PRFIN20070507_114949_000000402057_00495_27102_7148.N1	07-MAY-2007 11:49:49	Dark	39.500	84	Alp Phe	2.3970	4500.0	79	27102	No
143	GOM_NL__2PRFIN20070507_115423_000000422057_00495_27102_7149.N1	07-MAY-2007 11:54:23	Dark	42.000	31	Alp Gru	1.7340	15200.	84	27102	No
144	GOM_NL__2PRFIN20070507_115642_000000452057_00496_27103_6995.N1	07-MAY-2007 11:56:42	Dark	44.500	148	Alp Tuc	2.8780	4100.0	89	27103	No
145	GOM_NL__2PRFIN20070507_120606_000000462057_00496_27103_6996.N1	07-MAY-2007 12:06:06	Straylight	46.000	43	Alp TrA	1.9100	4250.0	92	27103	No
146	GOM_NL__2PRFIN20070507_120818_000000382057_00496_27103_6997.N1	07-MAY-2007 12:08:18	Straylight	38.000	134	Bet TrA	2.8100	6600.0	76	27103	No
147	GOM_NL__2PRFIN20070507_121013_000000402057_00496_27103_6998.N1	07-MAY-2007 12:10:13	Straylight	40.000	4	Alp1Cen	-0.010000	5800.0	80	27103	No
148	GOM_NL__2PRFIN20070507_121342_000000382057_00496_27103_6999.N1	07-MAY-2007 12:13:42	Straylight	38.000	78	Alp Lup	2.3040	28000.	76	27103	No
149	GOM_NL__2PRFIN20070507_121514_000000402057_00496_27103_7000.N1	07-MAY-2007 12:15:14	Straylight	40.000	81	Eta Cen	2.3560	28000.	80	27103	No
150	GOM_NL__2PRFIN20070507_121715_000000442057_00496_27103_7001.N1	07-MAY-2007 12:17:15	Tw_i_and_stray	43.500	54	5The Cen	2.0550	4500.0	87	27103	No
151	GOM_NL__2PRFIN20070507_122126_000000382057_00496_27103_7002.N1	07-MAY-2007 12:21:26	Bright	37.500	169	46Gam Hya	2.9910	4700.0	75	27103	No
152	GOM_NL__2PRFIN20070507_122443_000000382057_00496_27103_7003.N1	07-MAY-2007 12:24:43	Bright	38.000	15	67Alp Vir	0.97600	28000.	76	27103	No
153	GOM_NL__2PRFIN20070507_122751_000000362057_00496_27103_7004.N1	07-MAY-2007 12:27:51	Bright	35.500	121	29Gam Vir	2.7400	7200.0	71	27103	No
154	GOM_NL__2PRFIN20070507_123103_000000362057_00496_27103_7005.N1	07-MAY-2007 12:31:03	Bright	36.000	138	47Eps Vir	2.8280	4700.0	72	27103	No
155	GOM_NL__2PRFIN20070507_123841_000000342057_00496_27103_7006.N1	07-MAY-2007 12:38:41	Bright	33.500	152	12Alp2CVn	2.8900	11000.	67	27103	No
156	GOM_NL__2PRFIN20070507_124321_000000372057_00496_27103_7007.N1	07-MAY-2007 12:43:21	Bright	36.500	55	79Zet UMa	2.0600	10200.	73	27103	No
157	GOM_NL__2PRFIN20070507_124618_000000362057_00496_27103_7008.N1	07-MAY-2007 12:46:18	Bright	35.500	36	50Alp UMa	1.8000	6300.0	71	27103	No
158	GOM_NL__2PRFIN20070507_125324_000000332057_00496_27103_7009.N1	07-MAY-2007 12:53:24	Bright	32.500	49	1Alp UMi	1.9900	6300.0	65	27103	No
159	GOM_NL__2PRFIN20070507_130131_000000322057_00496_27103_7010.N1	07-MAY-2007 13:01:31	Bright	32.000	76	27Gam Cas	2.3000	30000.	64	27103	No
160	GOM_NL__2PRFIN20070507_130246_000000522057_00496_27103_7011.N1	07-MAY-2007 13:02:46	Bright	52.000	68	18Alp Cas	2.2250	4500.0	104	27103	No

161	GOM_NL__2PRFIN20070507_131053_000000382057_00496_27103_7012.N1	07-MAY-2007 13:10:53	Bright	37.500	58	21Alp And	2.0730	11000.	75	27103	No
162	GOM_NL__2PRFIN20070507_132335_000000432057_00496_27103_7013.N1	07-MAY-2007 13:23:35	Dark	43.000	52	16Bet Cet	2.0370	4500.0	86	27103	No
163	GOM_NL__2PRFIN20070507_133025_000000432057_00496_27103_7014.N1	07-MAY-2007 13:30:25	Dark	42.500	84	Alp Phe	2.3970	4500.0	85	27103	No
164	GOM_NL__2PRFIN20070507_133459_000000412057_00496_27103_7015.N1	07-MAY-2007 13:34:59	Dark	40.500	31	Alp Gru	1.7340	15200.	81	27103	No
165	GOM_NL__2PRFIN20070507_133718_000000392057_00497_27104_7001.N1	07-MAY-2007 13:37:18	Dark	38.500	148	Alp Tuc	2.8780	4100.0	77	27104	No
166	GOM_NL__2PRFIN20070507_134643_000000402057_00497_27104_7002.N1	07-MAY-2007 13:46:43	Straylight	40.000	43	Alp TrA	1.9100	4250.0	80	27104	No
167	GOM_NL__2PRFIN20070507_134854_000000392057_00497_27104_7003.N1	07-MAY-2007 13:48:54	Straylight	38.500	134	Bet TrA	2.8100	6600.0	77	27104	No
168	GOM_NL__2PRFIN20070507_135049_000000442057_00497_27104_7004.N1	07-MAY-2007 13:50:49	Straylight	43.500	4	Alp1Cen	-0.010000	5800.0	87	27104	No
169	GOM_NL__2PRFIN20070507_135419_000000382057_00497_27104_7005.N1	07-MAY-2007 13:54:19	Straylight	37.500	78	Alp Lup	2.3040	28000.	75	27104	No
170	GOM_NL__2PRFIN20070507_135550_000000402057_00497_27104_7006.N1	07-MAY-2007 13:55:50	Straylight	39.500	81	Eta Cen	2.3560	28000.	79	27104	No
171	GOM_NL__2PRFIN20070507_135751_000000402057_00497_27104_7007.N1	07-MAY-2007 13:57:51	Tw_i_and_stray	40.000	54	5The Cen	2.0550	4500.0	80	27104	No
172	GOM_NL__2PRFIN20070507_140202_000000372057_00497_27104_7008.N1	07-MAY-2007 14:02:02	Bright	36.500	169	46Gam Hya	2.9910	4700.0	73	27104	No
173	GOM_NL__2PRFIN20070507_140519_000000382057_00497_27104_7009.N1	07-MAY-2007 14:05:19	Bright	38.000	15	67Alp Vir	0.97600	28000.	76	27104	No
174	GOM_NL__2PRFIN20070507_140827_000000362057_00497_27104_7010.N1	07-MAY-2007 14:08:27	Bright	35.500	121	29Gam Vir	2.7400	7200.0	71	27104	No
175	GOM_NL__2PRFIN20070507_141139_000000352057_00497_27104_7011.N1	07-MAY-2007 14:11:39	Bright	34.500	138	47Eps Vir	2.8280	4700.0	69	27104	No
176	GOM_NL__2PRFIN20070507_141917_000000362057_00497_27104_7012.N1	07-MAY-2007 14:19:17	Bright	35.500	152	12Alp2CVn	2.8900	11000.	71	27104	No
177	GOM_NL__2PRFIN20070507_142357_000000342057_00497_27104_7013.N1	07-MAY-2007 14:23:57	Bright	34.000	55	79Zet UMa	2.0600	10200.	68	27104	No
178	GOM_NL__2PRFIN20070507_142654_000000382057_00497_27104_7014.N1	07-MAY-2007 14:26:54	Bright	37.500	36	50Alp UMa	1.8000	6300.0	75	27104	No
179	GOM_NL__2PRFIN20070507_143400_000000332057_00497_27104_7015.N1	07-MAY-2007 14:34:00	Bright	33.000	49	1Alp UMi	1.9900	6300.0	66	27104	No
180	GOM_NL__2PRFIN20070507_144207_000000352057_00497_27104_7016.N1	07-MAY-2007 14:42:07	Bright	34.500	76	27Gam Cas	2.3000	30000.	69	27104	No
181	GOM_NL__2PRFIN20070507_144322_000000412057_00497_27104_7017.N1	07-MAY-2007 14:43:22	Bright	40.500	68	18Alp Cas	2.2250	4500.0	81	27104	No
182	GOM_NL__2PRFIN20070507_145129_000000542057_00497_27104_7018.N1	07-MAY-2007 14:51:29	Bright	54.000	58	21Alp And	2.0730	11000.	108	27104	No
183	GOM_NL__2PRFIN20070507_150411_000000422057_00497_27104_7019.N1	07-MAY-2007 15:04:11	Dark	42.000	52	16Bet Cet	2.0370	4500.0	84	27104	No
184	GOM_NL__2PRFIN20070507_151101_000000402057_00497_27104_7020.N1	07-MAY-2007 15:11:01	Dark	39.500	84	Alp Phe	2.3970	4500.0	79	27104	No
185	GOM_NL__2PRFIN20070507_151536_000000412057_00497_27104_7021.N1	07-MAY-2007 15:15:36	Dark	41.000	31	Alp Gru	1.7340	15200.	82	27104	No
186	GOM_NL__2PRFIN20070507_151754_000000392057_00498_27105_7132.N1	07-MAY-2007 15:17:54	Dark	38.500	148	Alp Tuc	2.8780	4100.0	77	27105	No
187	GOM_NL__2PRFIN20070507_152719_000000412057_00498_27105_7133.N1	07-MAY-2007 15:27:19	Straylight	40.500	43	Alp TrA	1.9100	4250.0	81	27105	No
188	GOM_NL__2PRFIN20070507_152931_000000372057_00498_27105_7134.N1	07-MAY-2007 15:29:31	Straylight	37.000	134	Bet TrA	2.8100	6600.0	74	27105	No
189	GOM_NL__2PRFIN20070507_153125_000000482057_00498_27105_7135.N1	07-MAY-2007 15:31:25	Straylight	48.000	4	Alp1Cen	-0.010000	5800.0	96	27105	No
190	GOM_NL__2PRFIN20070507_153455_000000382057_00498_27105_7136.N1	07-MAY-2007 15:34:55	Straylight	38.000	78	Alp Lup	2.3040	28000.	76	27105	No
191	GOM_NL__2PRFIN20070507_153626_000000402057_00498_27105_7137.N1	07-MAY-2007 15:36:26	Straylight	40.000	81	Eta Cen	2.3560	28000.	80	27105	No
192	GOM_NL__2PRFIN20070507_153827_000000412057_00498_27105_7138.N1	07-MAY-2007 15:38:27	Tw_i_and_stray	41.000	54	5The Cen	2.0550	4500.0	82	27105	No
193	GOM_NL__2PRFIN20070507_154239_000000382057_00498_27105_7139.N1	07-MAY-2007 15:42:39	Bright	37.500	169	46Gam Hya	2.9910	4700.0	75	27105	No
194	GOM_NL__2PRFIN20070507_154555_000000382057_00498_27105_7140.N1	07-MAY-2007 15:45:55	Bright	38.000	15	67Alp Vir	0.97600	28000.	76	27105	No
195	GOM_NL__2PRFIN20070507_154904_000000362057_00498_27105_7141.N1	07-MAY-2007 15:49:04	Bright	36.000	121	29Gam Vir	2.7400	7200.0	72	27105	No
196	GOM_NL__2PRFIN20070507_155216_000000352057_00498_27105_7142.N1	07-MAY-2007 15:52:16	Bright	35.000	138	47Eps Vir	2.8280	4700.0	70	27105	No
197	GOM_NL__2PRFIN20070507_160433_000000362057_00498_27105_7143.N1	07-MAY-2007 16:04:33	Bright	36.000	55	79Zet UMa	2.0600	10200.	72	27105	No
198	GOM_NL__2PRFIN20070507_160730_000000382057_00498_27105_7144.N1	07-MAY-2007 16:07:30	Bright	38.000	36	50Alp UMa	1.8000	6300.0	76	27105	No
199	GOM_NL__2PRFIN20070507_161436_000000362057_00498_27105_7145.N1	07-MAY-2007 16:14:36	Bright	36.000	49	1Alp UMi	1.9900	6300.0	72	27105	No
200	GOM_NL__2PRFIN20070507_162243_000000332057_00498_27105_7146.N1	07-MAY-2007 16:22:43	Bright	32.500	76	27Gam Cas	2.3000	30000.	65	27105	No
201	GOM_NL__2PRFIN20070507_162358_000000342057_00498_27105_7147.N1	07-MAY-2007 16:23:58	Bright	33.500	68	18Alp Cas	2.2250	4500.0	67	27105	No
202	GOM_NL__2PRFIN20070507_163205_000000372057_00498_27105_7148.N1	07-MAY-2007 16:32:05	Bright	37.000	58	21Alp And	2.0730	11000.	74	27105	No
203	GOM_NL__2PRFIN20070507_164447_000000422057_00498_27105_7149.N1	07-MAY-2007 16:44:47	Dark	42.000	52	16Bet Cet	2.0370	4500.0	84	27105	No
204	GOM_NL__2PRFIN20070507_165137_000000392057_00498_27105_7150.N1	07-MAY-2007 16:51:37	Dark	38.500	84	Alp Phe	2.3970	4500.0	77	27105	No
205	GOM_NL__2PRFIN20070507_165613_000000412057_00498_27105_7151.N1	07-MAY-2007 16:56:13	Dark	41.000	31	Alp Gru	1.7340	15200.	82	27105	No
206	GOM_NL__2PRFIN20070507_165831_000000392057_00499_27106_7147.N1	07-MAY-2007 16:58:31	Dark	39.000	148	Alp Tuc	2.8780	4100.0	78	27106	No
207	GOM_NL__2PRFIN20070507_170755_000000412057_00499_27106_7148.N1	07-MAY-2007 17:07:55	Straylight	40.500	43	Alp TrA	1.9100	4250.0	81	27106	No
208	GOM_NL__2PRFIN20070507_171007_000000392057_00499_27106_7149.N1	07-MAY-2007 17:10:07	Straylight	38.500	134	Bet TrA	2.8100	6600.0	77	27106	No
209	GOM_NL__2PRFIN20070507_171202_000000382057_00499_27106_7150.N1	07-MAY-2007 17:12:02	Straylight	37.500	4	Alp1Cen	-0.010000	5800.0	75	27106	No
210	GOM_NL__2PRFIN20070507_171531_000000412057_00499_27106_7151.N1	07-MAY-2007 17:15:31	Straylight	40.500	78	Alp Lup	2.3040	28000.	81	27106	No
211	GOM_NL__2PRFIN20070507_171703_000000382057_00499_27106_7152.N1	07-MAY-2007 17:17:03	Straylight	38.000	81	Eta Cen	2.3560	28000.	76	27106	No
212	GOM_NL__2PRFIN20070507_171903_000000442057_00499_27106_7153.N1	07-MAY-2007 17:19:03	Tw_i_and_stray	43.500	54	5The Cen	2.0550	4500.0	87	27106	No
213	GOM_NL__2PRFIN20070507_172315_000000392057_00499_27106_7154.N1	07-MAY-2007 17:23:15	Bright	38.500	169	46Gam Hya	2.9910	4700.0	77	27106	No
214	GOM_NL__2PRFIN20070507_172631_000000372057_00499_27106_7155.N1	07-MAY-2007 17:26:31	Bright	37.000	15	67Alp Vir	0.97600	28000.	74	27106	No
215	GOM_NL__2PRFIN20070507_172940_000000362057_00499_27106_7156.N1	07-MAY-2007 17:29:40	Bright	36.000	121	29Gam Vir	2.7400	7200.0	72	27106	No
216	GOM_NL__2PRFIN20070507_173252_000000352057_00499_27106_7157.N1	07-MAY-2007 17:32:52	Bright	35.000	138	47Eps Vir	2.8280	4700.0	70	27106	No
217	GOM_NL__2PRFIN20070507_174030_000000362057_00499_27106_7158.N1	07-MAY-2007 17:40:30	Bright	36.000	152	12Alp2CVn	2.8900	11000.	72	27106	No
218	GOM_NL__2PRFIN20070507_174508_000000362057_00499_27106_7159.N1	07-MAY-2007 17:45:08	Bright	36.000	55	79Zet UMa	2.0600	10200.	72	27106	No
219	GOM_NL__2PRFIN20070507_174806_000000382057_00499_27106_7160.N1	07-MAY-2007 17:48:06	Bright	38.000	36	50Alp UMa	1.8000	6300.0	76	27106	No

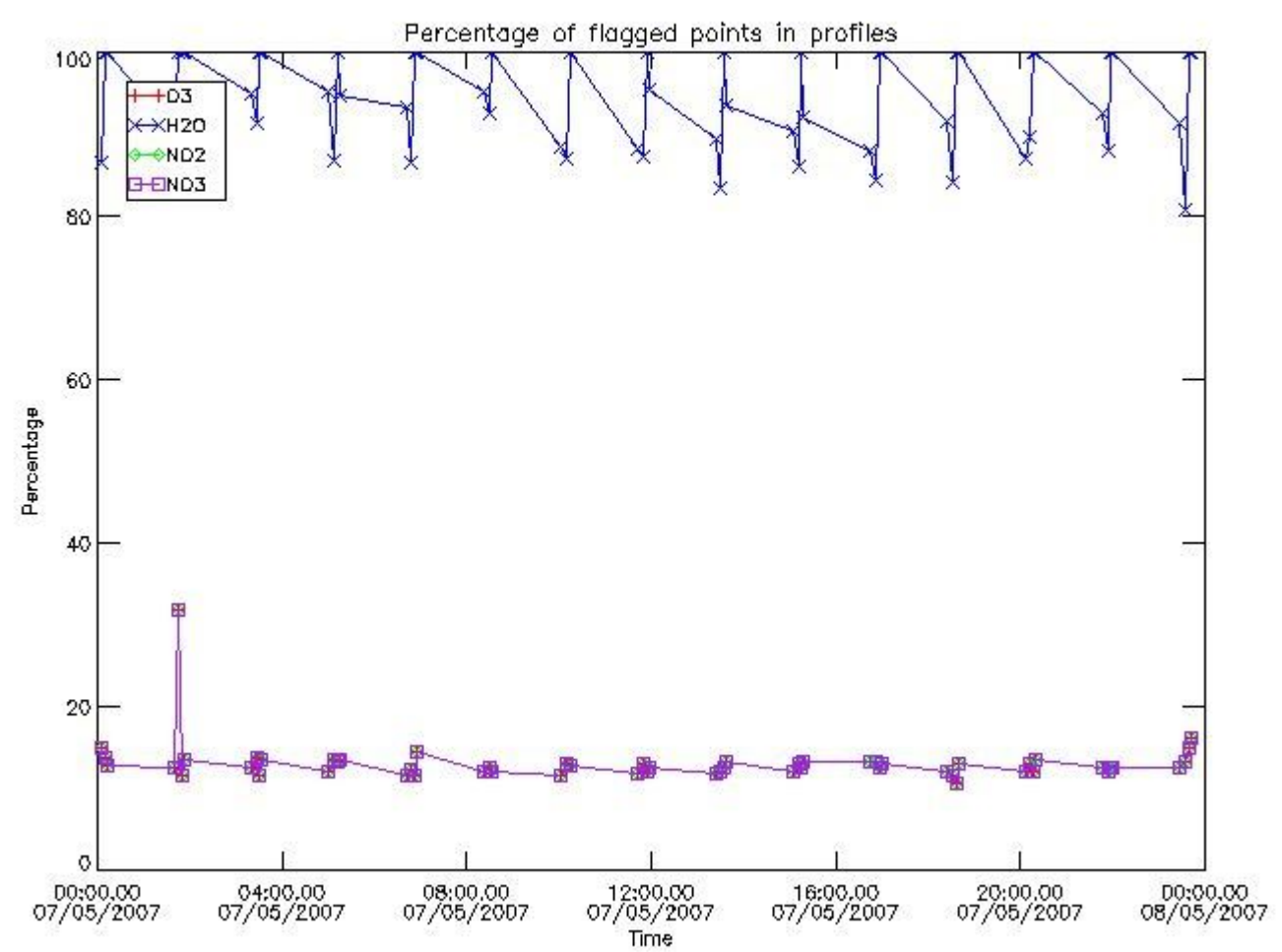
220	GOM_NL__2PRFIN20070507_175512_000000352057_00499_27106_7161.N1	07-MAY-2007 17:55:12	Bright	35.000	49	1Alp UMi	1.9900	6300.0	70	27106	No
221	GOM_NL__2PRFIN20070507_180319_000000342057_00499_27106_7162.N1	07-MAY-2007 18:03:19	Bright	34.000	76	27Gam Cas	2.3000	30000.	68	27106	No
222	GOM_NL__2PRFIN20070507_180434_000000522057_00499_27106_7163.N1	07-MAY-2007 18:04:34	Bright	52.000	68	18Alp Cas	2.2250	4500.0	104	27106	No
223	GOM_NL__2PRFIN20070507_181241_000000372057_00499_27106_7164.N1	07-MAY-2007 18:12:41	Bright	37.000	58	21Alp And	2.0730	11000.	74	27106	No
224	GOM_NL__2PRFIN20070507_182524_000000422057_00499_27106_7165.N1	07-MAY-2007 18:25:24	Dark	42.000	52	16Bet Cet	2.0370	4500.0	84	27106	No
225	GOM_NL__2PRFIN20070507_183213_000000452057_00499_27106_7166.N1	07-MAY-2007 18:32:13	Dark	44.500	84	Alp Phe	2.3970	4500.0	89	27106	No
226	GOM_NL__2PRFIN20070507_183649_000000492057_00499_27106_7167.N1	07-MAY-2007 18:36:49	Dark	48.500	31	Alp Gru	1.7340	15200.	97	27106	No
227	GOM_NL__2PRFIN20070507_183907_000000402057_00500_27107_8465.N1	07-MAY-2007 18:39:07	Dark	39.500	148	Alp Tuc	2.8780	4100.0	79	27107	No
228	GOM_NL__2PRFIN20070507_184832_000000392057_00500_27107_8466.N1	07-MAY-2007 18:48:32	Straylight	38.500	43	Alp TrA	1.9100	4250.0	77	27107	No
229	GOM_NL__2PRFIN20070507_185043_000000372057_00500_27107_8467.N1	07-MAY-2007 18:50:43	Straylight	36.500	134	Bet TrA	2.8100	6600.0	73	27107	No
230	GOM_NL__2PRFIN20070507_185238_000000432057_00500_27107_8468.N1	07-MAY-2007 18:52:38	Straylight	43.000	4	Alp1Cen	-0.010000	5800.0	86	27107	No
231	GOM_NL__2PRFIN20070507_185607_000000382057_00500_27107_8469.N1	07-MAY-2007 18:56:07	Straylight	38.000	78	Alp Lup	2.3040	28000.	76	27107	No
232	GOM_NL__2PRFIN20070507_185739_000000402057_00500_27107_8470.N1	07-MAY-2007 18:57:39	Straylight	40.000	81	Eta Cen	2.3560	28000.	80	27107	No
233	GOM_NL__2PRFIN20070507_185939_000000422057_00500_27107_8471.N1	07-MAY-2007 18:59:39	Tw_i_and_stray	41.500	54	5The Cen	2.0550	4500.0	83	27107	No
234	GOM_NL__2PRFIN20070507_190351_000000522057_00500_27107_8472.N1	07-MAY-2007 19:03:51	Bright	52.000	169	46Gam Hya	2.9910	4700.0	104	27107	No
235	GOM_NL__2PRFIN20070507_190707_000000382057_00500_27107_8473.N1	07-MAY-2007 19:07:07	Bright	38.000	15	67Alp Vir	0.97600	28000.	76	27107	No
236	GOM_NL__2PRFIN20070507_191016_000000362057_00500_27107_8474.N1	07-MAY-2007 19:10:16	Bright	36.000	121	29Gam Vir	2.7400	7200.0	72	27107	No
237	GOM_NL__2PRFIN20070507_191328_000000352057_00500_27107_8475.N1	07-MAY-2007 19:13:28	Bright	35.000	138	47Eps Vir	2.8280	4700.0	70	27107	No
238	GOM_NL__2PRFIN20070507_192106_000000352057_00500_27107_8476.N1	07-MAY-2007 19:21:06	Bright	35.000	152	12Alp2CVn	2.8900	11000.	70	27107	No
239	GOM_NL__2PRFIN20070507_192544_000000372057_00500_27107_8477.N1	07-MAY-2007 19:25:44	Bright	37.000	55	79Zet UMa	2.0600	10200.	74	27107	No
240	GOM_NL__2PRFIN20070507_192843_000000362057_00500_27107_8478.N1	07-MAY-2007 19:28:43	Bright	36.000	36	50Alp UMa	1.8000	6300.0	72	27107	No
241	GOM_NL__2PRFIN20070507_193548_000000372057_00500_27107_8479.N1	07-MAY-2007 19:35:48	Bright	36.500	49	1Alp UMi	1.9900	6300.0	73	27107	No
242	GOM_NL__2PRFIN20070507_194355_000000352057_00500_27107_8480.N1	07-MAY-2007 19:43:55	Bright	34.500	76	27Gam Cas	2.3000	30000.	69	27107	No
243	GOM_NL__2PRFIN20070507_194510_000000362057_00500_27107_8481.N1	07-MAY-2007 19:45:10	Bright	36.000	68	18Alp Cas	2.2250	4500.0	72	27107	No
244	GOM_NL__2PRFIN20070507_195317_000000382057_00500_27107_8482.N1	07-MAY-2007 19:53:17	Bright	37.500	58	21Alp And	2.0730	11000.	75	27107	No
245	GOM_NL__2PRFIN20070507_200600_000000432057_00500_27107_8483.N1	07-MAY-2007 20:06:00	Dark	42.500	52	16Bet Cet	2.0370	4500.0	85	27107	No
246	GOM_NL__2PRFIN20070507_201249_000000402057_00500_27107_8484.N1	07-MAY-2007 20:12:49	Dark	39.500	84	Alp Phe	2.3970	4500.0	79	27107	No
247	GOM_NL__2PRFIN20070507_201726_000000422057_00500_27107_8485.N1	07-MAY-2007 20:17:26	Dark	42.000	31	Alp Gru	1.7340	15200.	84	27107	No
248	GOM_NL__2PRFIN20070507_201943_000000382057_00501_27108_8467.N1	07-MAY-2007 20:19:43	Dark	38.000	148	Alp Tuc	2.8780	4100.0	76	27108	No
249	GOM_NL__2PRFIN20070507_202908_000000502057_00501_27108_8468.N1	07-MAY-2007 20:29:08	Straylight	50.000	43	Alp TrA	1.9100	4250.0	100	27108	No
250	GOM_NL__2PRFIN20070507_203120_000000382057_00501_27108_8469.N1	07-MAY-2007 20:31:20	Straylight	37.500	134	Bet TrA	2.8100	6600.0	75	27108	No
251	GOM_NL__2PRFIN20070507_203314_000000422057_00501_27108_8470.N1	07-MAY-2007 20:33:14	Straylight	42.000	4	Alp1Cen	-0.010000	5800.0	84	27108	No
252	GOM_NL__2PRFIN20070507_203644_000000382057_00501_27108_8471.N1	07-MAY-2007 20:36:44	Straylight	37.500	78	Alp Lup	2.3040	28000.	75	27108	No
253	GOM_NL__2PRFIN20070507_203815_000000382057_00501_27108_8472.N1	07-MAY-2007 20:38:15	Straylight	38.000	81	Eta Cen	2.3560	28000.	76	27108	No
254	GOM_NL__2PRFIN20070507_204015_000000422057_00501_27108_8473.N1	07-MAY-2007 20:40:15	Tw_i_and_stray	42.000	54	5The Cen	2.0550	4500.0	84	27108	No
255	GOM_NL__2PRFIN20070507_204427_000000382057_00501_27108_8474.N1	07-MAY-2007 20:44:27	Bright	38.000	169	46Gam Hya	2.9910	4700.0	76	27108	No
256	GOM_NL__2PRFIN20070507_204743_000000382057_00501_27108_8475.N1	07-MAY-2007 20:47:43	Bright	38.000	15	67Alp Vir	0.97600	28000.	76	27108	No
257	GOM_NL__2PRFIN20070507_205052_000000362057_00501_27108_8476.N1	07-MAY-2007 20:50:52	Bright	36.000	121	29Gam Vir	2.7400	7200.0	72	27108	No
258	GOM_NL__2PRFIN20070507_205404_000000352057_00501_27108_8477.N1	07-MAY-2007 20:54:04	Bright	34.500	138	47Eps Vir	2.8280	4700.0	69	27108	No
259	GOM_NL__2PRFIN20070507_210142_000000342057_00501_27108_8478.N1	07-MAY-2007 21:01:42	Bright	33.500	152	12Alp2CVn	2.8900	11000.	67	27108	No
260	GOM_NL__2PRFIN20070507_210453_000000352057_00501_27108_8479.N1	07-MAY-2007 21:04:53	Bright	35.000	39	85Eta UMa	1.8540	24000.	70	27108	No
261	GOM_NL__2PRFIN20070507_210620_000000342057_00501_27108_8480.N1	07-MAY-2007 21:06:20	Bright	34.000	55	79Zet UMa	2.0600	10200.	68	27108	No
262	GOM_NL__2PRFIN20070507_210919_000000382057_00501_27108_8481.N1	07-MAY-2007 21:09:19	Bright	37.500	36	50Alp UMa	1.8000	6300.0	75	27108	No
263	GOM_NL__2PRFIN20070507_211624_000000322057_00501_27108_8482.N1	07-MAY-2007 21:16:24	Bright	32.000	49	1Alp UMi	1.9900	6300.0	64	27108	No
264	GOM_NL__2PRFIN20070507_212431_000000332057_00501_27108_8483.N1	07-MAY-2007 21:24:31	Bright	33.000	76	27Gam Cas	2.3000	30000.	66	27108	No
265	GOM_NL__2PRFIN20070507_212546_000000482057_00501_27108_8484.N1	07-MAY-2007 21:25:46	Bright	47.500	68	18Alp Cas	2.2250	4500.0	95	27108	No
266	GOM_NL__2PRFIN20070507_213353_000000472057_00501_27108_8485.N1	07-MAY-2007 21:33:53	Bright	47.000	58	21Alp And	2.0730	11000.	94	27108	No
267	GOM_NL__2PRFIN20070507_214636_000000412057_00501_27108_8486.N1	07-MAY-2007 21:46:36	Dark	41.000	52	16Bet Cet	2.0370	4500.0	82	27108	No
268	GOM_NL__2PRFIN20070507_215326_000000422057_00501_27108_8487.N1	07-MAY-2007 21:53:26	Dark	42.000	84	Alp Phe	2.3970	4500.0	84	27108	No
269	GOM_NL__2PRFIN20070507_215802_000000412057_00501_27108_8488.N1	07-MAY-2007 21:58:02	Dark	41.000	31	Alp Gru	1.7340	15200.	82	27108	No
270	GOM_NL__2PRFIN20070507_220020_000000412058_00001_27109_8431.N1	07-MAY-2007 22:00:20	Dark	41.000	148	Alp Tuc	2.8780	4100.0	82	27109	No
271	GOM_NL__2PRFIN20070507_220944_000000402058_00001_27109_8432.N1	07-MAY-2007 22:09:44	Straylight	40.000	43	Alp TrA	1.9100	4250.0	80	27109	No
272	GOM_NL__2PRFIN20070507_221156_000000382058_00001_27109_8433.N1	07-MAY-2007 22:11:56	Straylight	37.500	134	Bet TrA	2.8100	6600.0	75	27109	No
273	GOM_NL__2PRFIN20070507_221350_000000512058_00001_27109_8434.N1	07-MAY-2007 22:13:50	Straylight	50.500	4	Alp1Cen	-0.010000	5800.0	101	27109	No
274	GOM_NL__2PRFIN20070507_221720_000000382058_00001_27109_8435.N1	07-MAY-2007 22:17:20	Straylight	38.000	78	Alp Lup	2.3040	28000.	76	27109	No
275	GOM_NL__2PRFIN20070507_221851_000000402058_00001_27109_8436.N1	07-MAY-2007 22:18:51	Straylight	40.000	81	Eta Cen	2.3560	28000.	80	27109	No
276	GOM_NL__2PRFIN20070507_222052_000000432058_00001_27109_8437.N1	07-MAY-2007 22:20:52	Tw_i_and_stray	42.500	54	5The Cen	2.0550	4500.0	85	27109	No
277	GOM_NL__2PRFIN20070507_222503_000000372058_00001_27109_8438.N1	07-MAY-2007 22:25:03	Bright	37.000	169	46Gam Hya	2.9910	4700.0	74	27109	No
278	GOM_NL__2PRFIN20070507_222819_000000382058_00001_27109_8439.N1	07-MAY-2007 22:28:19	Bright	38.000	15	67Alp Vir	0.97600	28000.	76	27109	No

279	GOM_NL__2PRFIN20070507_223128_000000352058_00001_27109_8440.N1	07-MAY-2007 22:31:28	Bright	35.000	121	29Gam Vir	2.7400	7200.0	70	27109	No
280	GOM_NL__2PRFIN20070507_223440_000000352058_00001_27109_8441.N1	07-MAY-2007 22:34:40	Bright	34.500	138	47Eps Vir	2.8280	4700.0	69	27109	No
281	GOM_NL__2PRFIN20070507_224218_000000342058_00001_27109_8442.N1	07-MAY-2007 22:42:18	Bright	33.500	152	12Alp2CVn	2.8900	11000.	67	27109	No
282	GOM_NL__2PRFIN20070507_224528_000000342058_00001_27109_8443.N1	07-MAY-2007 22:45:28	Bright	34.000	39	85Eta UMa	1.8540	24000.	68	27109	No
283	GOM_NL__2PRFIN20070507_224656_000000372058_00001_27109_8444.N1	07-MAY-2007 22:46:56	Bright	37.000	55	79Zet UMa	2.0600	10200.	74	27109	No
284	GOM_NL__2PRFIN20070507_224955_000000372058_00001_27109_8445.N1	07-MAY-2007 22:49:55	Bright	36.500	36	50Alp UMa	1.8000	6300.0	73	27109	No
285	GOM_NL__2PRFIN20070507_225700_000000332058_00001_27109_8446.N1	07-MAY-2007 22:57:00	Bright	32.500	49	1Alp UMi	1.9900	6300.0	65	27109	No
286	GOM_NL__2PRFIN20070507_230507_000000522058_00001_27109_8447.N1	07-MAY-2007 23:05:07	Bright	52.000	76	27Gam Cas	2.3000	30000.	104	27109	No
287	GOM_NL__2PRFIN20070507_230622_000000342058_00001_27109_8448.N1	07-MAY-2007 23:06:22	Bright	34.000	68	18Alp Cas	2.2250	4500.0	68	27109	No
288	GOM_NL__2PRFIN20070507_231429_000000372058_00001_27109_8449.N1	07-MAY-2007 23:14:29	Bright	36.500	58	21Alp And	2.0730	11000.	73	27109	No
289	GOM_NL__2PRFIN20070507_232712_000000412058_00001_27109_8450.N1	07-MAY-2007 23:27:12	Dark	41.000	52	16Bet Cet	2.0370	4500.0	82	27109	No
290	GOM_NL__2PRFIN20070507_233402_000000422058_00001_27109_8451.N1	07-MAY-2007 23:34:02	Dark	42.000	84	Alp Phe	2.3970	4500.0	84	27109	No
291	GOM_NL__2PRFIN20070507_233839_000000452058_00001_27109_8452.N1	07-MAY-2007 23:38:39	Dark	44.500	31	Alp Gru	1.7340	15200.	89	27109	No
292	GOM_NL__2PRFIN20070507_234056_000000382058_00002_27110_8390.N1	07-MAY-2007 23:40:56	Dark	38.000	148	Alp Tuc	2.8780	4100.0	76	27110	No
293	GOM_NL__2PRFIN20070507_235020_000000482058_00002_27110_8391.N1	07-MAY-2007 23:50:20	Straylight	48.000	43	Alp TrA	1.9100	4250.0	96	27110	No
294	GOM_NL__2PRFIN20070507_235232_000000372058_00002_27110_8392.N1	07-MAY-2007 23:52:32	Straylight	37.000	134	Bet TrA	2.8100	6600.0	74	27110	No
295	GOM_NL__2PRFIN20070507_235426_000000432058_00002_27110_8393.N1	07-MAY-2007 23:54:26	Straylight	43.000	4	Alp1Cen	-0.010000	5800.0	86	27110	No
296	GOM_NL__2PRFIN20070507_235756_000000382058_00002_27110_8394.N1	07-MAY-2007 23:57:56	Straylight	38.000	78	Alp Lup	2.3040	28000.	76	27110	No
297	GOM_NL__2PRFIN20070507_235927_000000392058_00002_27110_8395.N1	07-MAY-2007 23:59:27	Straylight	39.000	81	Eta Cen	2.3560	28000.	78	27110	No

3. Quality information per product

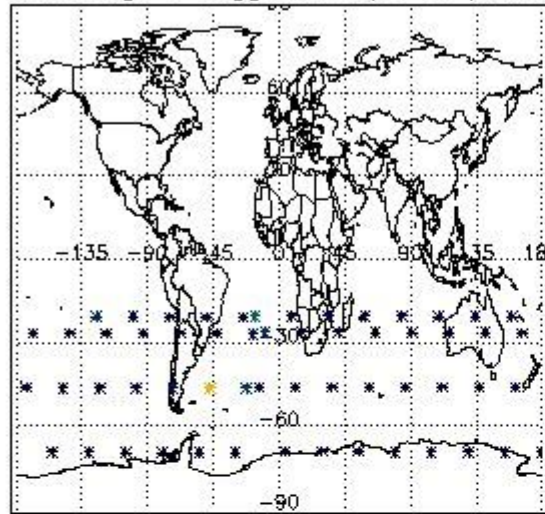
In this section it is plotted some information contained in the Quality Summary data set of the level 2 products. Only products in dark limb conditions and without errors (error flag in the MPH set to "0") are used.

3.1 Plot quality information per product (time dependant)

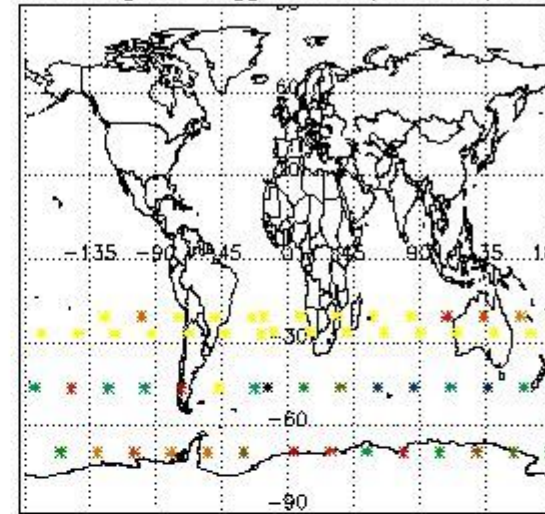


3.2 Plot quality information per product (world map)

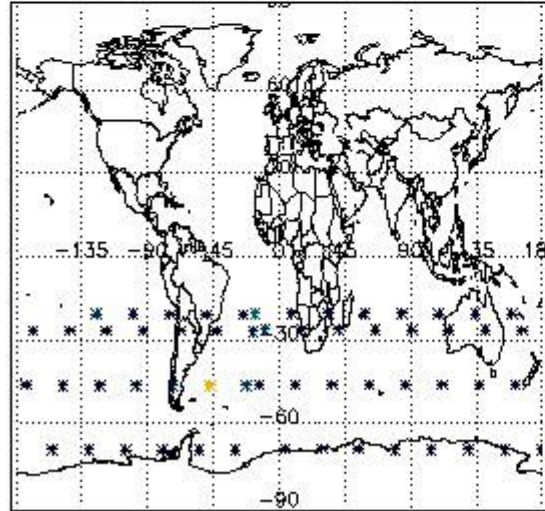
Percentage of flagged data per O3 profile



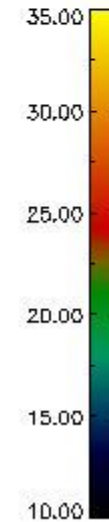
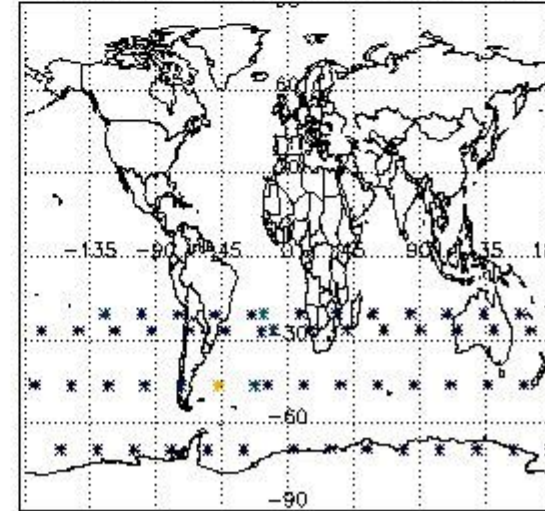
Percentage of flagged data per H2O profile



Percentage of flagged data per NO2 profile



Percentage of flagged data per NO3 profile

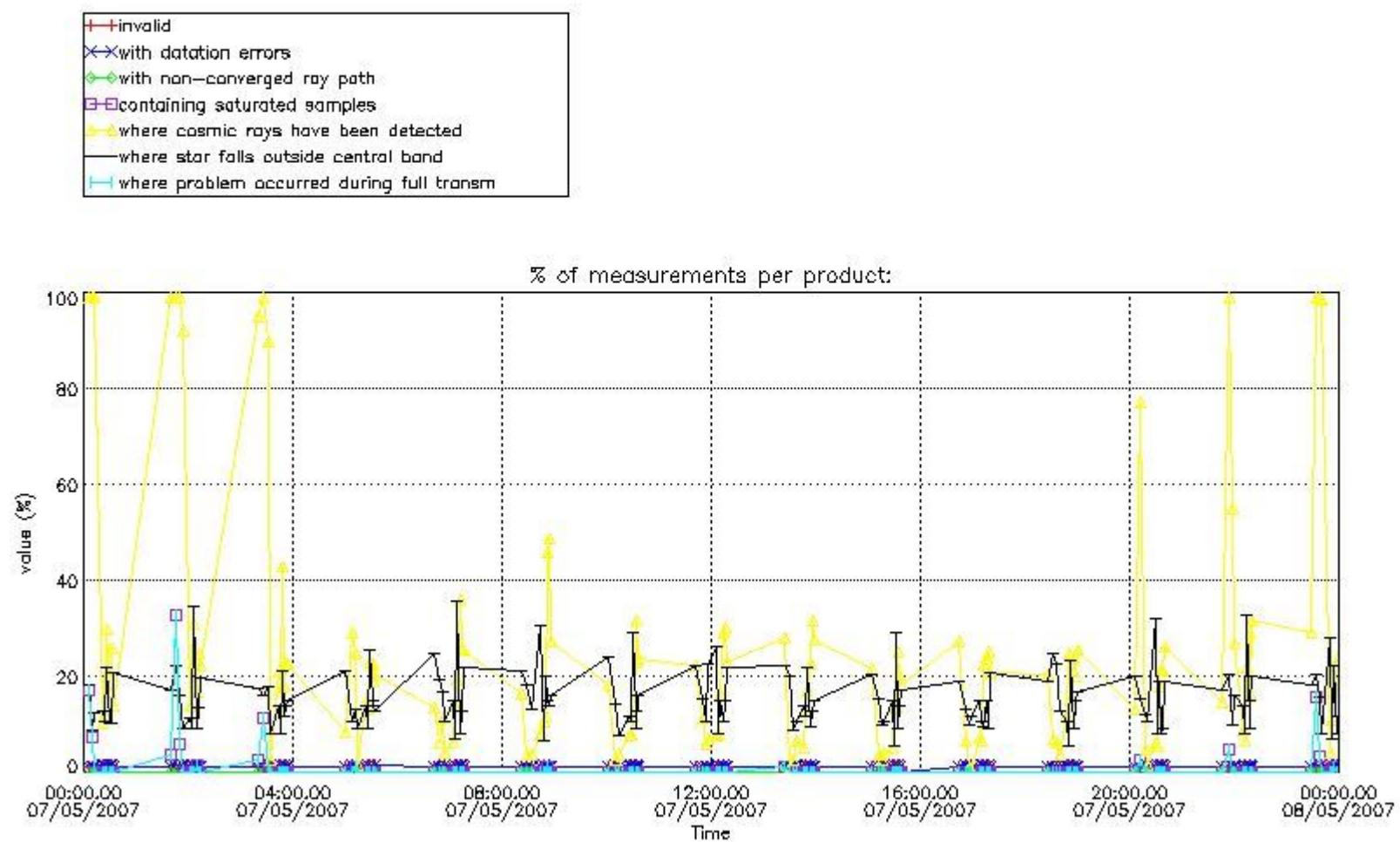


4. Level 1 quality information per product

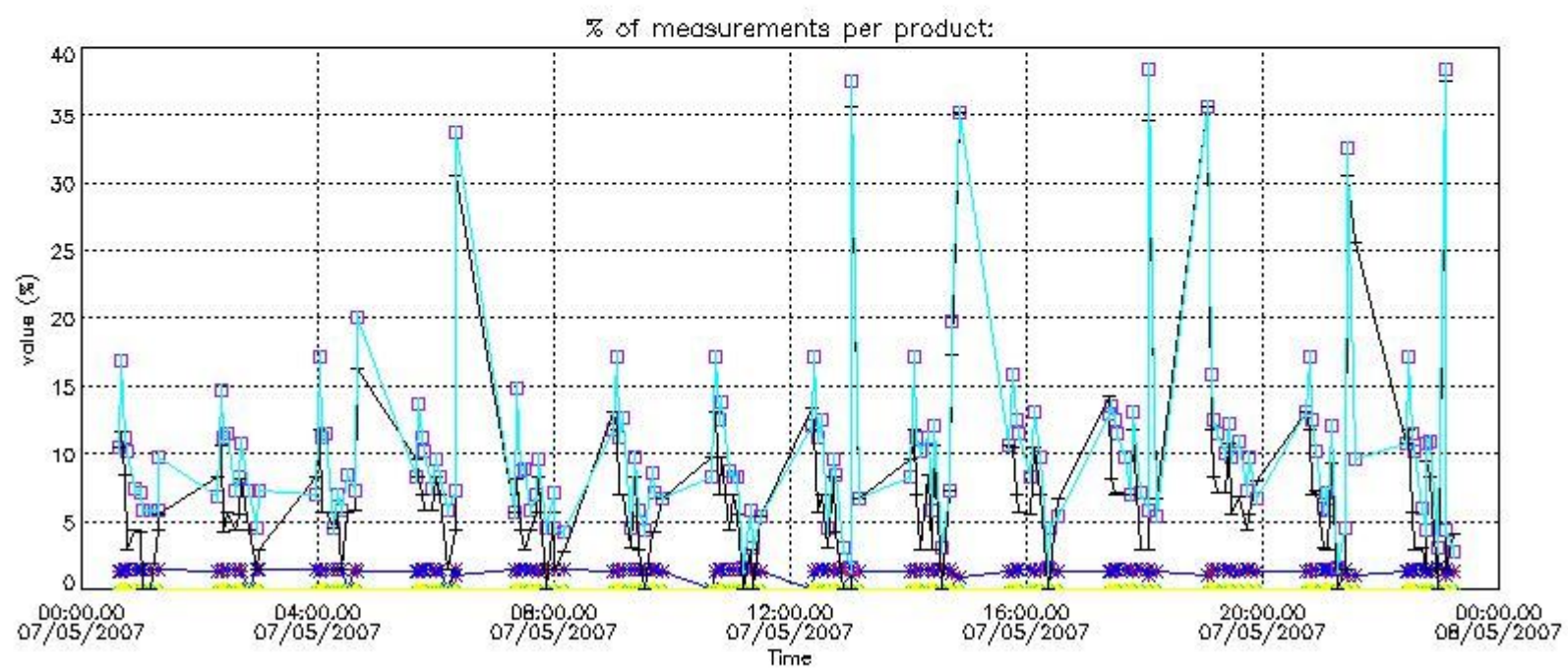
In this section it is plotted some information contained in the Quality Summary data set of the level 2 products that comes from the level 1b processing. Products without errors (error flag in the MPH set to "0") are used.

4.1 Plot quality information per product (time dependant) coming from level 1b processing

4.1.1 Plot level 1 quality information per product (time dependant): ENVISAT ASCENDING passes



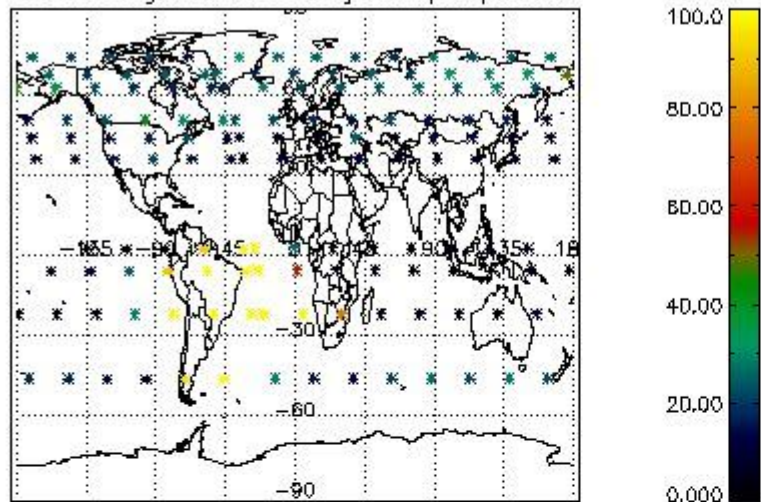
4.1.2 Plot level 1 quality information per product (time dependant): ENVI SAT DESCENDING passes



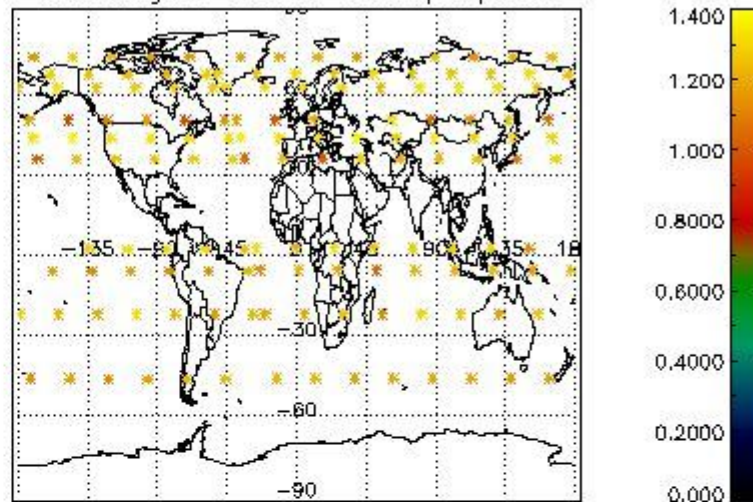
4.2 Plot quality information per product coming from level 1b processing (world map)

4.2.1 Plot level 1 quality information per product (world map): ENVISAT ASCENDING passes

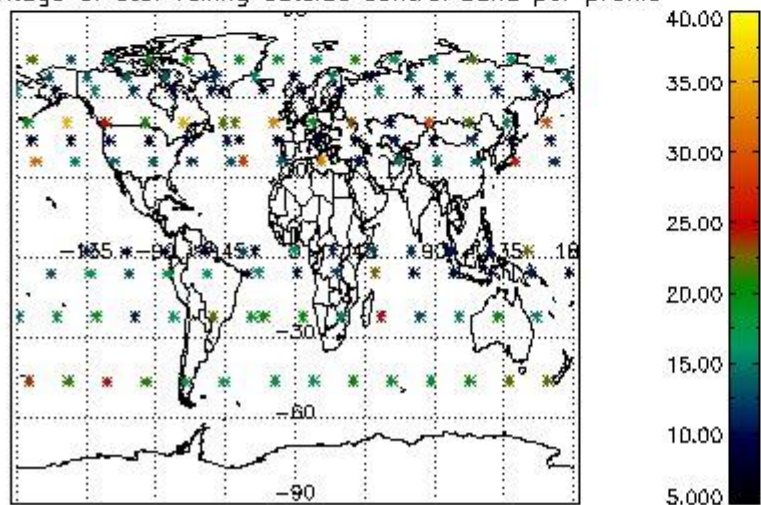
Percentage of cosmic ray hits per profile



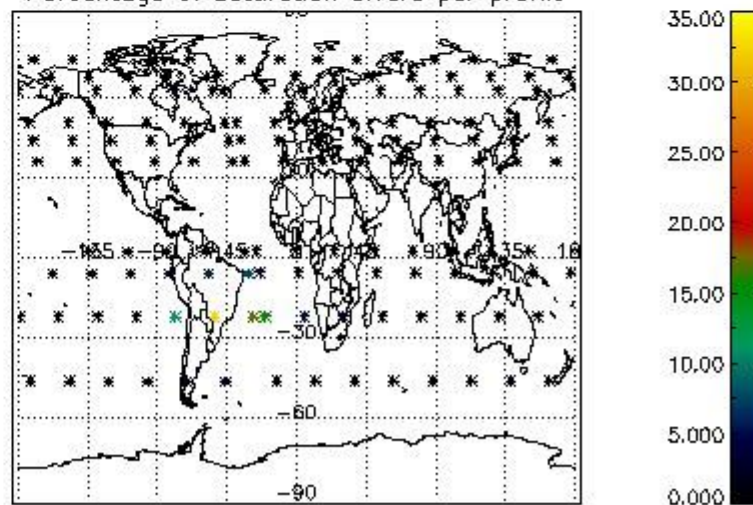
Percentage of datation errors per profile



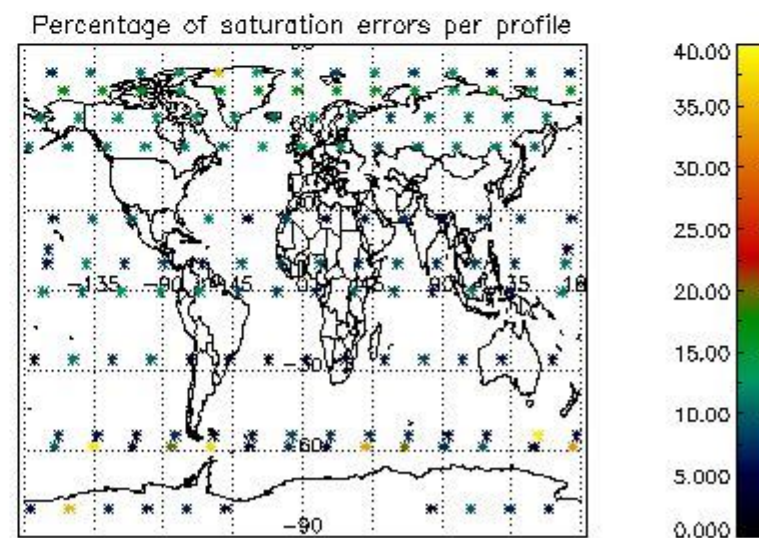
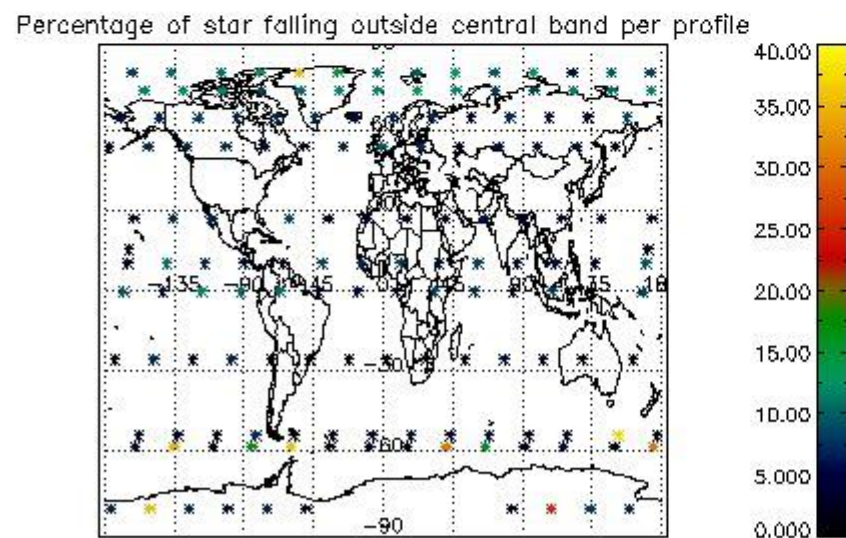
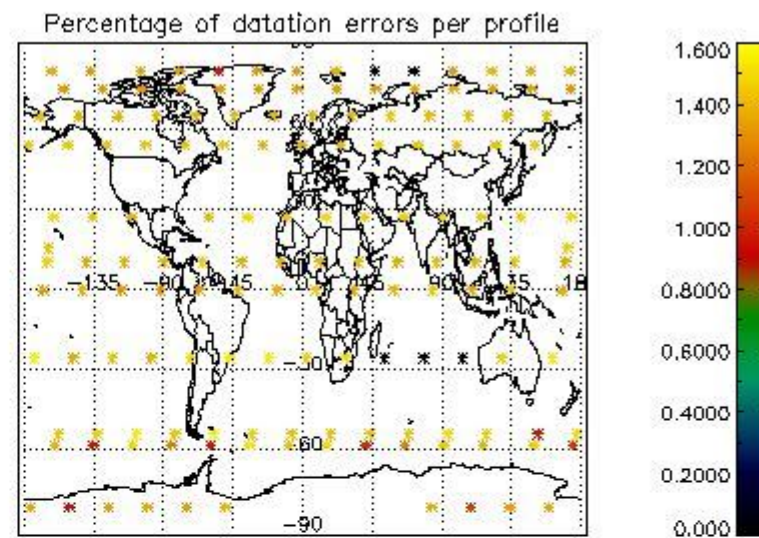
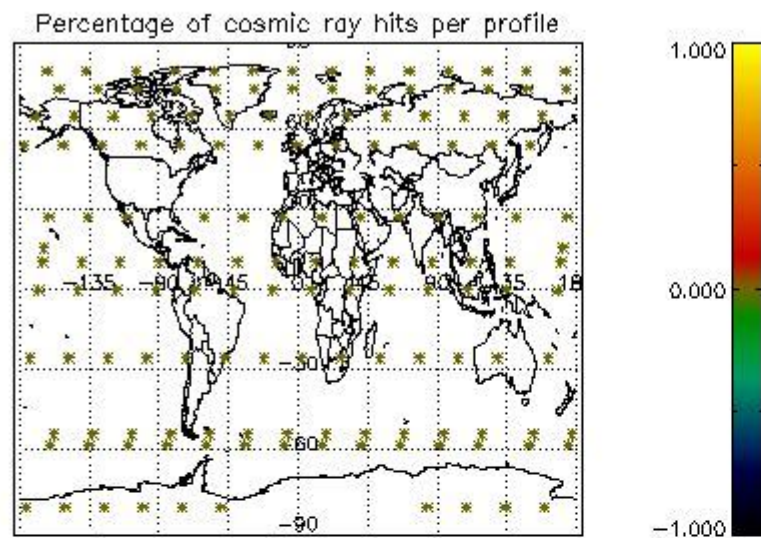
Percentage of star falling outside central band per profile



Percentage of saturation errors per profile



4.2.2 Plot level 1 quality information per product (world map): ENVISAT DESCENDING passes



5. Trace gas profiles

5.1 Ozone statistics based on quality of products

The final quality of the products can be "measured" using the STD (Standard Deviation) attached to every point profile. This information is written to the parameter GOM_NL__2P/NL_LOCAL_SPECIES_DENSITY/o3_std of the level 2 products. The table below shows the statistics for given STD ranges.

The statistics are given with respect to the overall valid production:

- Products without fatal errors: GOM_NL__2P/MPH/PRODUCT_ERR=0
- Valid point profile: GOM_NL__2P/NL_LOCAL_SPECIES_DENSITY/pcd(0)=0

The 'Criteria' is applied to valid points of dark limb products:

- Products in dark limb illumination condition: GOM_NL__2P/NL_SUMMARY_QUALITY/obs_ill_cond=0
- Products without fatal errors: GOM_NL__2P/MPH/PRODUCT_ERR=0
- Valid point profile: GOM_NL__2P/NL_LOCAL_SPECIES_DENSITY/pcd(0)=0

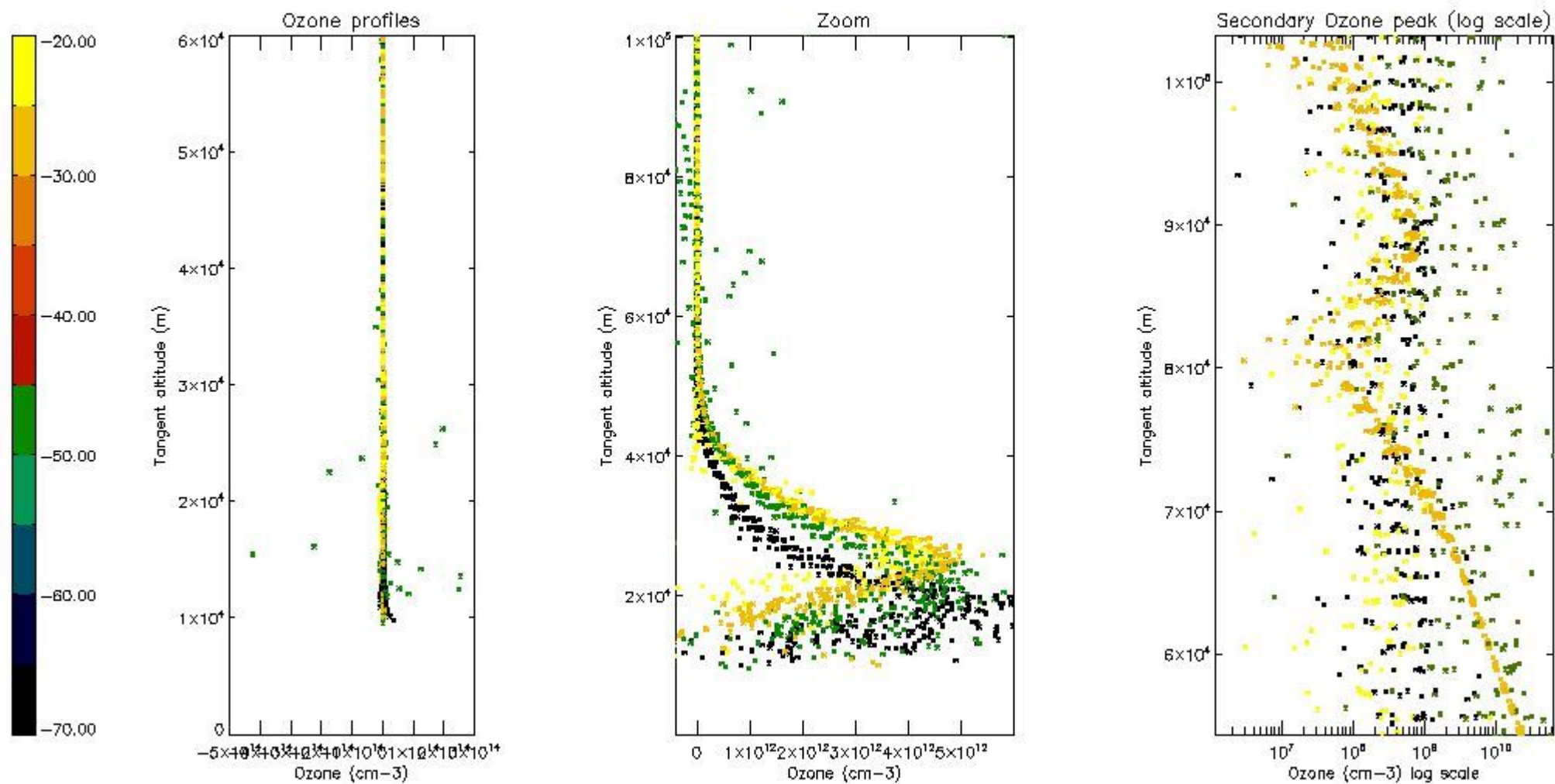
So, the table below shows the percentage of dark limb and valid observations for each criteria with respect to the overall valid daily observations.

Criteria	% of total production
All STD	21
STD < 20	8

STD < 10	5
STD < 5	3

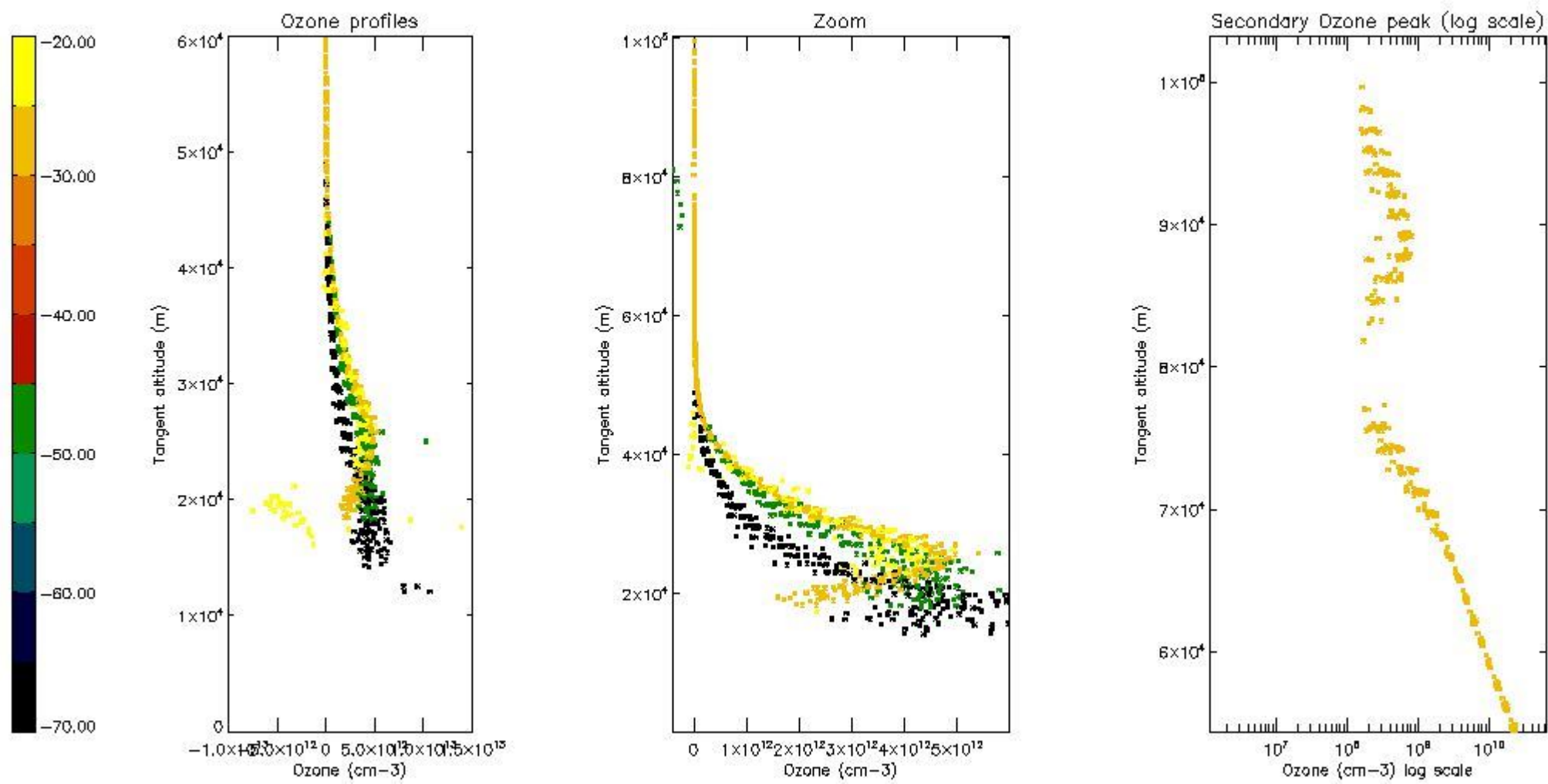
5.2 Plot ozone profiles for all STD (dark without errors)

The colorbar represents the latitude.



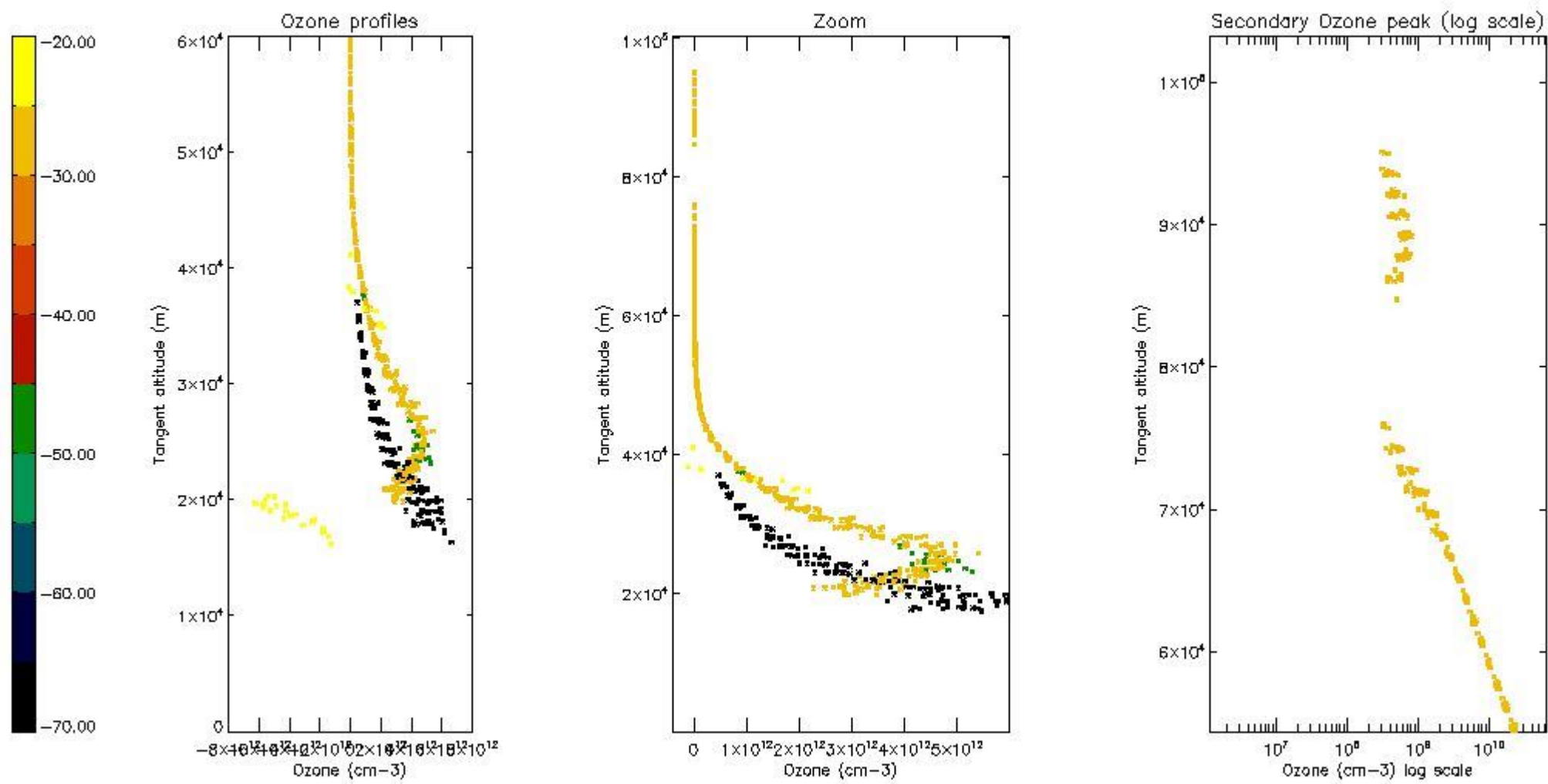
5.3 Plot ozone profiles where STD < 20% (dark without errors)

The colorbar represents the latitude.



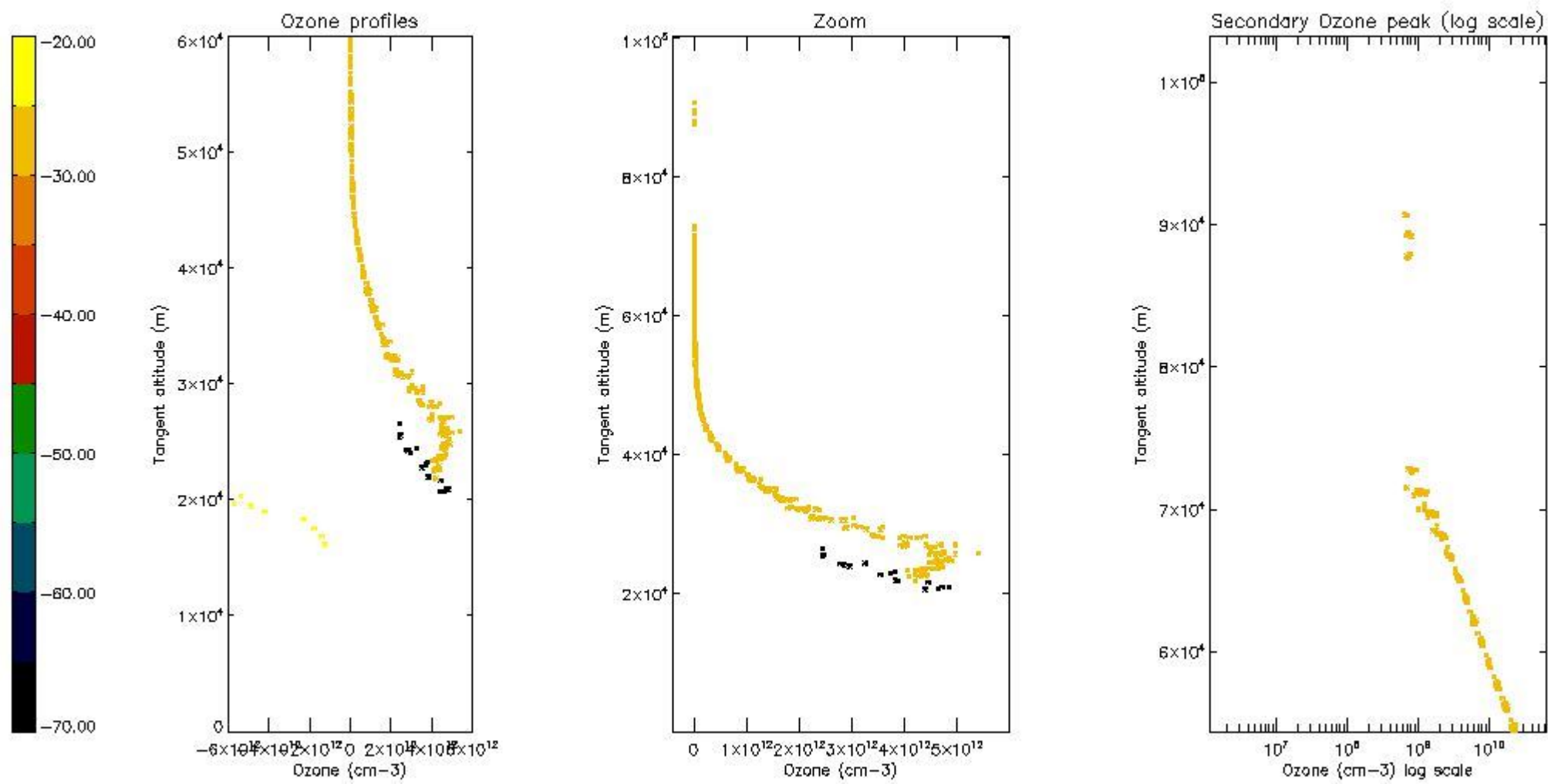
5.4 Plot ozone profiles where STD < 10% (dark without errors)

The colorbar represents the latitude.



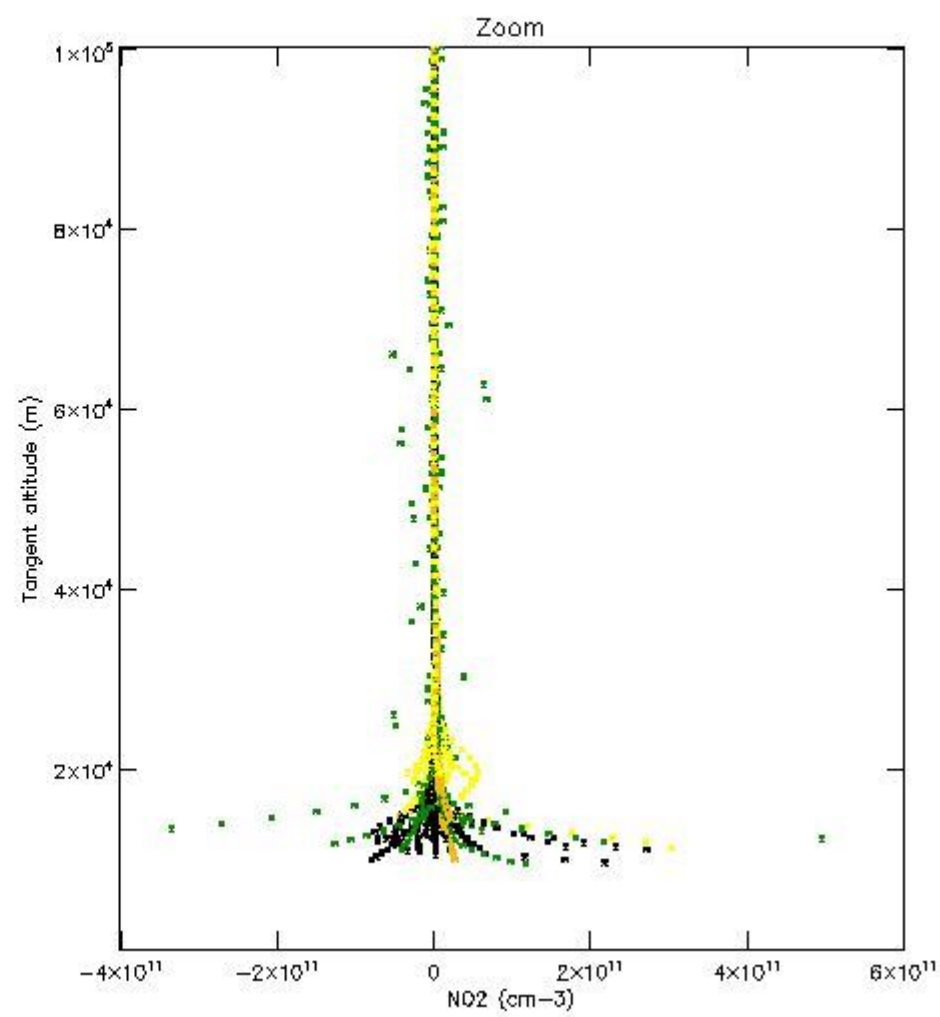
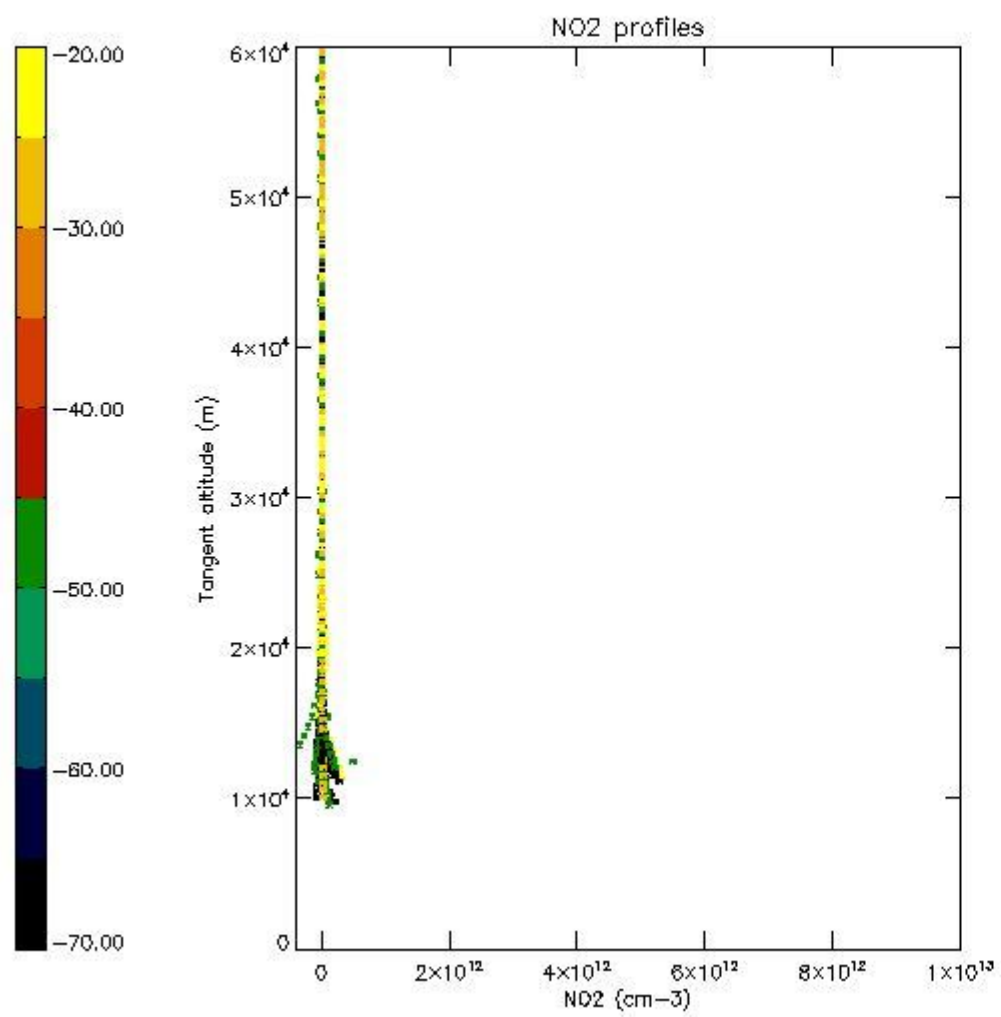
5.5 Plot ozone profiles where STD < 5% (dark without errors)

The colorbar represents the latitude.



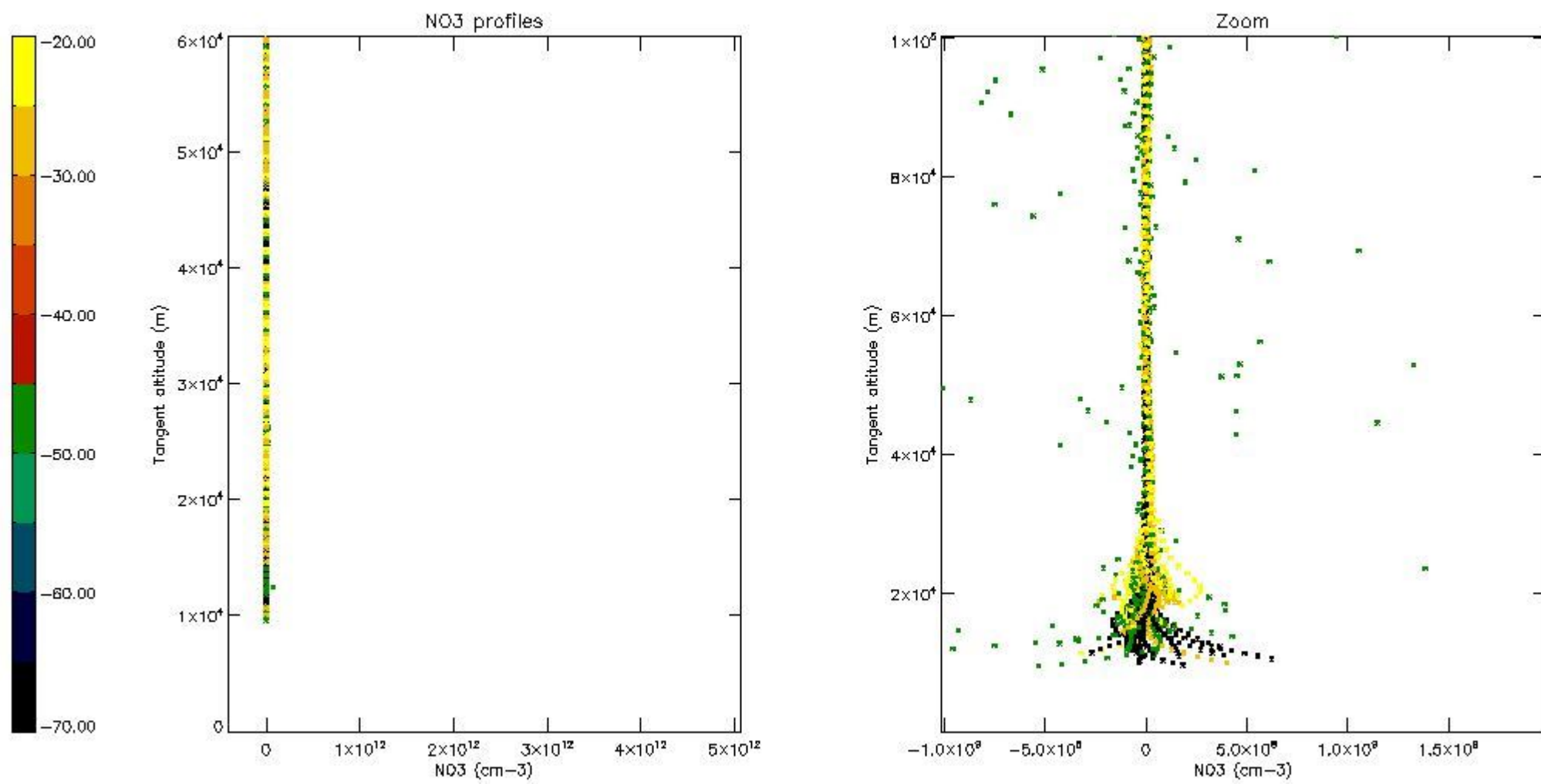
5.6 Plot NO₂ profiles for all STD (dark without errors)

The colorbar represents the latitude.



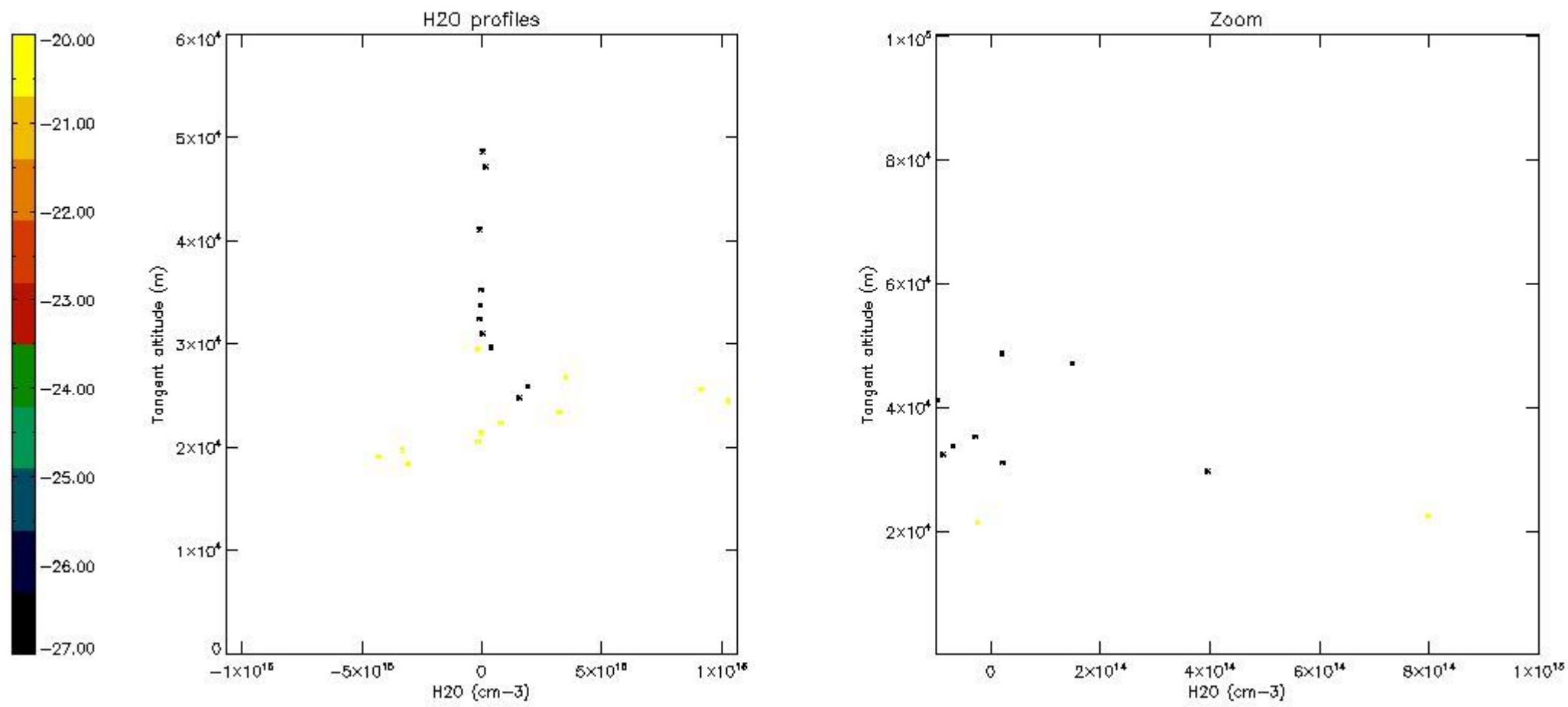
5.7 Plot NO3 profiles for all STD (dark without errors)

The colorbar represents the latitude.



5.8 Plot H₂O profiles for all STD (only for occultations of stars 1,2,3,4,13,14,16,26,63 dark without errors)

The colorbar represents the latitude.



6. Auxiliary Data Files used for the production reported in section 2

The number reported in the third column indicates since which file (see list in section 2) the corresponding auxiliary file has been used. The fourth column is the date of those product files.

Type	Auxiliary Filename	Used since product	Used since product date
INST_PHYS_CHARACTERISTICS	GOM_INS_AXVIEC20091111_143220_20030716_120000_20500101_000000	1	07-MAY-2007 00:05:36
LEVEL-2_PROC_CONFIG	GOM_PR2_AXVIEC20091111_152718_20020301_000000_20500101_000000	1	07-MAY-2007 00:05:36
CROSS_SECTIONS_FILE	GOM_CRS_AXVIEC20091111_154832_20020301_000000_20500101_000000	1	07-MAY-2007 00:05:36

GOMOS Level 2 Daily Report

SUMMARY

[1. General Info](#)

[2. Summary of processed GOM_NL_2P products](#)

[3. Level 2 Quality information per product](#)

[3.1 Plot of level 2 quality information per product \(time dependant\)](#)

[3.2 Plot of level 2 quality information per product \(world map\)](#)

[4. Level 1 Quality information per product \(stored on level 2 products\)](#)

[4.1 Plot of level 1 quality information per product \(time dependant\)](#)

[4.1.1 Plot of level 1 quality information per product \(time dependant\): ASCENDING](#)

[4.1.2 Plot of level 1 quality information per product \(time dependant\): DESCENDING](#)

[4.2 Plot of level 1 quality information per product \(world map\)](#)

[4.2.1 Plot of level 1 quality information per product \(world map\): ASCENDING](#)

[4.2.2 Plot of level 1 quality information per product \(world map\): DESCENDING](#)

[5. Ozone profiles based on quality statistics and other trace gas profiles](#)

[5.1 Ozone statistics based on quality of products](#)

[5.2 Plot ozone profiles for all STD \(dark without errors\)](#)

[5.3 Plot ozone profiles where STD < 20% \(dark without errors\)](#)

[5.4. Plot ozone profiles where STD < 10% \(dark without errors\)](#)

[5.5. Plot ozone profiles where STD < 5% \(dark without errors\)](#)

[5.6 Plot NO2 profiles for all STD \(dark without errors\)](#)

[5.7 Plot NO3 profiles for all STD \(dark without errors\)](#)

[5.8 Plot H2O profiles \(only for occultations of stars 1,2,3,4,13,14,16,26,63 dark without errors\) for all STD](#)

[6. Auxiliary Data Files used for the production reported in section 2](#)

This report presents the daily analysis on parameters extracted from GOMOS level 2 data (GOM_NL__2P). It is intended to monitor some important parameters that will impact the quality of these products. A list of level 2 products (and content) that have arrived during the reporting day to the PCF is also given.

Item	Value
Time of report generation	22APR2013 19:17:53
Data source version	GOMOS/6.01
Start time of products	07-05-2007 (07MAY2007 00:00:00)
Stop time of products	08-05-2007 (08MAY2007 00:00:00)
Store outputs in DB	Yes
Nb of level 2 prods	297
Nb of prods with errors	0

2. Summary of processed GOM_NL__2P products.

Nr	Filename	UTC Start time	Limb	Duration	Star Id	Star Name	Star Mag	Star Temp	Nb Meas	Orbit	Prod. error
1	GOM_NL__2PRFIN20070507_000536_000000412057_00488_27095_6626.N1	07-MAY-2007 00:05:36	Dark	41.000	84	Alp Phe	2.3970	4500.0	82	27095	No
2	GOM_NL__2PRFIN20070507_001007_000000412057_00488_27095_6627.N1	07-MAY-2007 00:10:07	Dark	40.500	31	Alp Gru	1.7340	15200.	81	27095	No
3	GOM_NL__2PRFIN20070507_001227_000000402057_00489_27096_6613.N1	07-MAY-2007 00:12:27	Dark	40.000	148	Alp Tuc	2.8780	4100.0	80	27096	No
4	GOM_NL__2PRFIN20070507_002152_000000392057_00489_27096_6614.N1	07-MAY-2007 00:21:52	Straylight	39.000	43	Alp TrA	1.9100	4250.0	78	27096	No
5	GOM_NL__2PRFIN20070507_002404_000000382057_00489_27096_6615.N1	07-MAY-2007 00:24:04	Straylight	38.000	134	Bet TrA	2.8100	6600.0	76	27096	No
6	GOM_NL__2PRFIN20070507_002600_000000442057_00489_27096_6616.N1	07-MAY-2007 00:26:00	Straylight	43.500	4	Alp1Cen	-0.010000	5800.0	87	27096	No
7	GOM_NL__2PRFIN20070507_002929_000000392057_00489_27096_6617.N1	07-MAY-2007 00:29:29	Straylight	39.000	78	Alp Lup	2.3040	28000.	78	27096	No
8	GOM_NL__2PRFIN20070507_003100_000000392057_00489_27096_6618.N1	07-MAY-2007 00:31:00	Straylight	39.000	81	Eta Cen	2.3560	28000.	78	27096	No
9	GOM_NL__2PRFIN20070507_003301_000000442057_00489_27096_6619.N1	07-MAY-2007 00:33:01	Twilight_stray	43.500	54	5The Cen	2.0550	4500.0	87	27096	No
10	GOM_NL__2PRFIN20070507_003713_000000382057_00489_27096_6620.N1	07-MAY-2007 00:37:13	Bright	38.000	169	46Gam Hya	2.9910	4700.0	76	27096	No
11	GOM_NL__2PRFIN20070507_004030_000000392057_00489_27096_6621.N1	07-MAY-2007 00:40:30	Bright	38.500	15	67Alp Vir	0.97600	28000.	77	27096	No
12	GOM_NL__2PRFIN20070507_004338_000000362057_00489_27096_6622.N1	07-MAY-2007 00:43:38	Bright	35.500	121	29Gam Vir	2.7400	7200.0	71	27096	No
13	GOM_NL__2PRFIN20070507_004651_000000352057_00489_27096_6623.N1	07-MAY-2007 00:46:51	Bright	34.500	138	47Eps Vir	2.8280	4700.0	69	27096	No
14	GOM_NL__2PRFIN20070507_005429_000000342057_00489_27096_6624.N1	07-MAY-2007 00:54:29	Bright	34.000	152	12Alp2CVn	2.8900	11000.	68	27096	No
15	GOM_NL__2PRFIN20070507_005910_000000352057_00489_27096_6625.N1	07-MAY-2007 00:59:10	Bright	35.000	55	79Zet UMa	2.0600	10200.	70	27096	No
16	GOM_NL__2PRFIN20070507_010204_000000342057_00489_27096_6626.N1	07-MAY-2007 01:02:04	Bright	34.000	36	50Alp UMa	1.8000	6300.0	68	27096	No
17	GOM_NL__2PRFIN20070507_010913_000000342057_00489_27096_6627.N1	07-MAY-2007 01:09:13	Bright	34.000	49	1Alp UMi	1.9900	6300.0	68	27096	No
18	GOM_NL__2PRFIN20070507_011719_000000342057_00489_27096_6628.N1	07-MAY-2007 01:17:19	Bright	34.000	76	27Gam Cas	2.3000	30000.	68	27096	No
19	GOM_NL__2PRFIN20070507_011834_000000362057_00489_27096_6629.N1	07-MAY-2007 01:18:34	Bright	36.000	68	18Alp Cas	2.2250	4500.0	72	27096	No
20	GOM_NL__2PRFIN20070507_013922_000000412057_00489_27096_6630.N1	07-MAY-2007 01:39:22	Dark	41.000	52	16Bet Cet	2.0370	4500.0	82	27096	No
21	GOM_NL__2PRFIN20070507_014612_000000432057_00489_27096_6631.N1	07-MAY-2007 01:46:12	Dark	43.000	84	Alp Phe	2.3970	4500.0	86	27096	No
22	GOM_NL__2PRFIN20070507_015043_000000442057_00489_27096_6632.N1	07-MAY-2007 01:50:43	Dark	44.000	31	Alp Gru	1.7340	15200.	88	27096	No
23	GOM_NL__2PRFIN20070507_015303_000000382057_00490_27097_6967.N1	07-MAY-2007 01:53:03	Dark	38.000	148	Alp Tuc	2.8780	4100.0	76	27097	No
24	GOM_NL__2PRFIN20070507_020229_000000402057_00490_27097_6968.N1	07-MAY-2007 02:02:29	Straylight	39.500	43	Alp TrA	1.9100	4250.0	79	27097	No
25	GOM_NL__2PRFIN20070507_020441_000000382057_00490_27097_6969.N1	07-MAY-2007 02:04:41	Straylight	38.000	134	Bet TrA	2.8100	6600.0	76	27097	No
26	GOM_NL__2PRFIN20070507_020636_000000522057_00490_27097_6970.N1	07-MAY-2007 02:06:36	Straylight	52.000	4	Alp1Cen	-0.010000	5800.0	104	27097	No
27	GOM_NL__2PRFIN20070507_021005_000000392057_00490_27097_6971.N1	07-MAY-2007 02:10:05	Straylight	38.500	78	Alp Lup	2.3040	28000.	77	27097	No
28	GOM_NL__2PRFIN20070507_021137_000000412057_00490_27097_6972.N1	07-MAY-2007 02:11:37	Straylight	40.500	81	Eta Cen	2.3560	28000.	81	27097	No
29	GOM_NL__2PRFIN20070507_021337_000000432057_00490_27097_6973.N1	07-MAY-2007 02:13:37	Twilight_stray	43.000	54	5The Cen	2.0550	4500.0	86	27097	No
30	GOM_NL__2PRFIN20070507_021749_000000372057_00490_27097_6974.N1	07-MAY-2007 02:17:49	Bright	36.500	169	46Gam Hya	2.9910	4700.0	73	27097	No
31	GOM_NL__2PRFIN20070507_022106_000000382057_00490_27097_6975.N1	07-MAY-2007 02:21:06	Bright	37.500	15	67Alp Vir	0.97600	28000.	75	27097	No
32	GOM_NL__2PRFIN20070507_022414_000000362057_00490_27097_6976.N1	07-MAY-2007 02:24:14	Bright	35.500	121	29Gam Vir	2.7400	7200.0	71	27097	No
33	GOM_NL__2PRFIN20070507_022727_000000352057_00490_27097_6977.N1	07-MAY-2007 02:27:27	Bright	35.000	138	47Eps Vir	2.8280	4700.0	70	27097	No
34	GOM_NL__2PRFIN20070507_023505_000000352057_00490_27097_6978.N1	07-MAY-2007 02:35:05	Bright	34.500	152	12Alp2CVn	2.8900	11000.	69	27097	No
35	GOM_NL__2PRFIN20070507_023945_000000362057_00490_27097_6979.N1	07-MAY-2007 02:39:45	Bright	36.000	55	79Zet UMa	2.0600	10200.	72	27097	No
36	GOM_NL__2PRFIN20070507_024240_000000372057_00490_27097_6980.N1	07-MAY-2007 02:42:40	Bright	37.000	36	50Alp UMa	1.8000	6300.0	74	27097	No
37	GOM_NL__2PRFIN20070507_024948_000000352057_00490_27097_6981.N1	07-MAY-2007 02:49:48	Bright	34.500	49	1Alp UMi	1.9900	6300.0	69	27097	No
38	GOM_NL__2PRFIN20070507_025755_000000332057_00490_27097_6982.N1	07-MAY-2007 02:57:55	Bright	33.000	76	27Gam Cas	2.3000	30000.	66	27097	No
39	GOM_NL__2PRFIN20070507_025910_000000352057_00490_27097_6983.N1	07-MAY-2007 02:59:10	Bright	34.500	68	18Alp Cas	2.2250	4500.0	69	27097	No
40	GOM_NL__2PRFIN20070507_031958_000000412057_00490_27097_6984.N1	07-MAY-2007 03:19:58	Dark	40.500	52	16Bet Cet	2.0370	4500.0	81	27097	No
41	GOM_NL__2PRFIN20070507_032648_000000412057_00490_27097_6985.N1	07-MAY-2007 03:26:48	Dark	40.500	84	Alp Phe	2.3970	4500.0	81	27097	No
42	GOM_NL__2PRFIN20070507_033120_000000452057_00490_27097_6986.N1	07-MAY-2007 03:31:20	Dark	44.500	31	Alp Gru	1.7340	15200.	89	27097	No

43	GOM_NL__2PRFIN20070507_033340_000000382057_00491_27098_7131.N1	07-MAY-2007 03:33:40	Dark	38.000	148	Alp Tuc	2.8780	4100.0	76	27098	No
44	GOM_NL__2PRFIN20070507_034305_000000402057_00491_27098_7132.N1	07-MAY-2007 03:43:05	Straylight	40.000	43	Alp TrA	1.9100	4250.0	80	27098	No
45	GOM_NL__2PRFIN20070507_034517_000000382057_00491_27098_7133.N1	07-MAY-2007 03:45:17	Straylight	37.500	134	Bet TrA	2.8100	6600.0	75	27098	No
46	GOM_NL__2PRFIN20070507_034712_000000432057_00491_27098_7134.N1	07-MAY-2007 03:47:12	Straylight	43.000	4	Alp1Cen	-0.010000	5800.0	86	27098	No
47	GOM_NL__2PRFIN20070507_035041_000000392057_00491_27098_7135.N1	07-MAY-2007 03:50:41	Straylight	39.000	78	Alp Lup	2.3040	28000.	78	27098	No
48	GOM_NL__2PRFIN20070507_035213_000000402057_00491_27098_7136.N1	07-MAY-2007 03:52:13	Straylight	40.000	81	Eta Cen	2.3560	28000.	80	27098	No
49	GOM_NL__2PRFIN20070507_035414_000000402057_00491_27098_7137.N1	07-MAY-2007 03:54:14	Twi_and_stray	40.000	54	5The Cen	2.0550	4500.0	80	27098	No
50	GOM_NL__2PRFIN20070507_035826_000000362057_00491_27098_7138.N1	07-MAY-2007 03:58:26	Bright	36.000	169	46Gam Hya	2.9910	4700.0	72	27098	No
51	GOM_NL__2PRFIN20070507_040142_000000382057_00491_27098_7139.N1	07-MAY-2007 04:01:42	Bright	38.000	15	67Alp Vir	0.97600	28000.	76	27098	No
52	GOM_NL__2PRFIN20070507_040451_000000362057_00491_27098_7140.N1	07-MAY-2007 04:04:51	Bright	35.500	121	29Gam Vir	2.7400	7200.0	71	27098	No
53	GOM_NL__2PRFIN20070507_040803_000000352057_00491_27098_7141.N1	07-MAY-2007 04:08:03	Bright	35.000	138	47Eps Vir	2.8280	4700.0	70	27098	No
54	GOM_NL__2PRFIN20070507_041541_000000342057_00491_27098_7142.N1	07-MAY-2007 04:15:41	Bright	33.500	152	12Alp2CVn	2.8900	11000.	67	27098	No
55	GOM_NL__2PRFIN20070507_042021_000000362057_00491_27098_7143.N1	07-MAY-2007 04:20:21	Bright	35.500	55	79Zet UMa	2.0600	10200.	71	27098	No
56	GOM_NL__2PRFIN20070507_042317_000000352057_00491_27098_7144.N1	07-MAY-2007 04:23:17	Bright	34.500	36	50Alp UMa	1.8000	6300.0	69	27098	No
57	GOM_NL__2PRFIN20070507_043024_000000362057_00491_27098_7145.N1	07-MAY-2007 04:30:24	Bright	35.500	49	1Alp UMi	1.9900	6300.0	71	27098	No
58	GOM_NL__2PRFIN20070507_043831_000000352057_00491_27098_7146.N1	07-MAY-2007 04:38:31	Bright	34.500	76	27Gam Cas	2.3000	30000.	69	27098	No
59	GOM_NL__2PRFIN20070507_043946_000000402057_00491_27098_7147.N1	07-MAY-2007 04:39:46	Bright	40.000	68	18Alp Cas	2.2250	4500.0	80	27098	No
60	GOM_NL__2PRFIN20070507_050035_000000432057_00491_27098_7148.N1	07-MAY-2007 05:00:35	Dark	42.500	52	16Bet Cet	2.0370	4500.0	85	27098	No
61	GOM_NL__2PRFIN20070507_050724_000000382057_00491_27098_7149.N1	07-MAY-2007 05:07:24	Dark	38.000	84	Alp Phe	2.3970	4500.0	76	27098	No
62	GOM_NL__2PRFIN20070507_051157_000000432057_00491_27098_7150.N1	07-MAY-2007 05:11:57	Dark	42.500	31	Alp Gru	1.7340	15200.	85	27098	No
63	GOM_NL__2PRFIN20070507_051416_000000382057_00492_27099_6659.N1	07-MAY-2007 05:14:16	Dark	38.000	148	Alp Tuc	2.8780	4100.0	76	27099	No
64	GOM_NL__2PRFIN20070507_052341_000000402057_00492_27099_6660.N1	07-MAY-2007 05:23:41	Straylight	40.000	43	Alp TrA	1.9100	4250.0	80	27099	No
65	GOM_NL__2PRFIN20070507_052553_000000382057_00492_27099_6661.N1	07-MAY-2007 05:25:53	Straylight	38.000	134	Bet TrA	2.8100	6600.0	76	27099	No
66	GOM_NL__2PRFIN20070507_052749_000000462057_00492_27099_6662.N1	07-MAY-2007 05:27:49	Straylight	45.500	4	Alp1Cen	-0.010000	5800.0	91	27099	No
67	GOM_NL__2PRFIN20070507_053118_000000402057_00492_27099_6663.N1	07-MAY-2007 05:31:18	Straylight	40.000	78	Alp Lup	2.3040	28000.	80	27099	No
68	GOM_NL__2PRFIN20070507_053249_000000402057_00492_27099_6664.N1	07-MAY-2007 05:32:49	Straylight	40.000	81	Eta Cen	2.3560	28000.	80	27099	No
69	GOM_NL__2PRFIN20070507_053450_000000392057_00492_27099_6665.N1	07-MAY-2007 05:34:50	Twi_and_stray	39.000	54	5The Cen	2.0550	4500.0	78	27099	No
70	GOM_NL__2PRFIN20070507_053902_000000372057_00492_27099_6666.N1	07-MAY-2007 05:39:02	Bright	36.500	169	46Gam Hya	2.9910	4700.0	73	27099	No
71	GOM_NL__2PRFIN20070507_054218_000000372057_00492_27099_6667.N1	07-MAY-2007 05:42:18	Bright	36.500	15	67Alp Vir	0.97600	28000.	73	27099	No
72	GOM_NL__2PRFIN20070507_054527_000000362057_00492_27099_6668.N1	07-MAY-2007 05:45:27	Bright	35.500	121	29Gam Vir	2.7400	7200.0	71	27099	No
73	GOM_NL__2PRFIN20070507_054839_000000352057_00492_27099_6669.N1	07-MAY-2007 05:48:39	Bright	34.500	138	47Eps Vir	2.8280	4700.0	69	27099	No
74	GOM_NL__2PRFIN20070507_055618_000000342057_00492_27099_6670.N1	07-MAY-2007 05:56:18	Bright	34.000	152	12Alp2CVn	2.8900	11000.	68	27099	No
75	GOM_NL__2PRFIN20070507_060057_000000372057_00492_27099_6671.N1	07-MAY-2007 06:00:57	Bright	36.500	55	79Zet UMa	2.0600	10200.	73	27099	No
76	GOM_NL__2PRFIN20070507_060353_000000362057_00492_27099_6672.N1	07-MAY-2007 06:03:53	Bright	36.000	36	50Alp UMa	1.8000	6300.0	72	27099	No
77	GOM_NL__2PRFIN20070507_061100_000000342057_00492_27099_6673.N1	07-MAY-2007 06:11:00	Bright	34.000	49	1Alp UMi	1.9900	6300.0	68	27099	No
78	GOM_NL__2PRFIN20070507_061907_000000352057_00492_27099_6674.N1	07-MAY-2007 06:19:07	Bright	34.500	76	27Gam Cas	2.3000	30000.	69	27099	No
79	GOM_NL__2PRFIN20070507_062022_000000492057_00492_27099_6675.N1	07-MAY-2007 06:20:22	Bright	49.000	68	18Alp Cas	2.2250	4500.0	98	27099	No
80	GOM_NL__2PRFIN20070507_064111_000000452057_00492_27099_6676.N1	07-MAY-2007 06:41:11	Dark	44.500	52	16Bet Cet	2.0370	4500.0	89	27099	No
81	GOM_NL__2PRFIN20070507_064801_000000422057_00492_27099_6677.N1	07-MAY-2007 06:48:01	Dark	41.500	84	Alp Phe	2.3970	4500.0	83	27099	No
82	GOM_NL__2PRFIN20070507_065233_000000452057_00492_27099_6678.N1	07-MAY-2007 06:52:33	Dark	44.500	31	Alp Gru	1.7340	15200.	89	27099	No
83	GOM_NL__2PRFIN20070507_065453_000000392057_00493_27100_6673.N1	07-MAY-2007 06:54:53	Dark	38.500	148	Alp Tuc	2.8780	4100.0	77	27100	No
84	GOM_NL__2PRFIN20070507_070418_000000412057_00493_27100_6674.N1	07-MAY-2007 07:04:18	Straylight	40.500	43	Alp TrA	1.9100	4250.0	81	27100	No
85	GOM_NL__2PRFIN20070507_070630_000000372057_00493_27100_6675.N1	07-MAY-2007 07:06:30	Straylight	36.500	134	Bet TrA	2.8100	6600.0	73	27100	No
86	GOM_NL__2PRFIN20070507_070825_000000522057_00493_27100_6676.N1	07-MAY-2007 07:08:25	Straylight	52.000	4	Alp1Cen	-0.010000	5800.0	104	27100	No
87	GOM_NL__2PRFIN20070507_071154_000000382057_00493_27100_6677.N1	07-MAY-2007 07:11:54	Straylight	37.500	78	Alp Lup	2.3040	28000.	75	27100	No
88	GOM_NL__2PRFIN20070507_071326_000000392057_00493_27100_6678.N1	07-MAY-2007 07:13:26	Straylight	39.000	81	Eta Cen	2.3560	28000.	78	27100	No
89	GOM_NL__2PRFIN20070507_071526_000000442057_00493_27100_6679.N1	07-MAY-2007 07:15:26	Twi_and_stray	43.500	54	5The Cen	2.0550	4500.0	87	27100	No
90	GOM_NL__2PRFIN20070507_071938_000000362057_00493_27100_6680.N1	07-MAY-2007 07:19:38	Bright	35.500	169	46Gam Hya	2.9910	4700.0	71	27100	No
91	GOM_NL__2PRFIN20070507_072255_000000372057_00493_27100_6681.N1	07-MAY-2007 07:22:55	Bright	37.000	15	67Alp Vir	0.97600	28000.	74	27100	No
92	GOM_NL__2PRFIN20070507_072603_000000352057_00493_27100_6682.N1	07-MAY-2007 07:26:03	Bright	34.500	121	29Gam Vir	2.7400	7200.0	69	27100	No
93	GOM_NL__2PRFIN20070507_072916_000000342057_00493_27100_6683.N1	07-MAY-2007 07:29:16	Bright	34.000	138	47Eps Vir	2.8280	4700.0	68	27100	No
94	GOM_NL__2PRFIN20070507_073654_000000342057_00493_27100_6684.N1	07-MAY-2007 07:36:54	Bright	34.000	152	12Alp2CVn	2.8900	11000.	68	27100	No
95	GOM_NL__2PRFIN20070507_074133_000000362057_00493_27100_6685.N1	07-MAY-2007 07:41:33	Bright	35.500	55	79Zet UMa	2.0600	10200.	71	27100	No
96	GOM_NL__2PRFIN20070507_074429_000000372057_00493_27100_6686.N1	07-MAY-2007 07:44:29	Bright	36.500	36	50Alp UMa	1.8000	6300.0	73	27100	No
97	GOM_NL__2PRFIN20070507_075136_000000342057_00493_27100_6687.N1	07-MAY-2007 07:51:36	Bright	33.500	49	1Alp UMi	1.9900	6300.0	67	27100	No
98	GOM_NL__2PRFIN20070507_075943_000000352057_00493_27100_6688.N1	07-MAY-2007 07:59:43	Bright	35.000	76	27Gam Cas	2.3000	30000.	70	27100	No
99	GOM_NL__2PRFIN20070507_080058_000000342057_00493_27100_6689.N1	07-MAY-2007 08:00:58	Bright	33.500	68	18Alp Cas	2.2250	4500.0	67	27100	No
100	GOM_NL__2PRFIN20070507_080905_000000362057_00493_27100_6690.N1	07-MAY-2007 08:09:05	Bright	36.000	58	21Alp And	2.0730	11000.	72	27100	No
101	GOM_NL__2PRFIN20070507_082147_000000432057_00493_27100_6691.N1	07-MAY-2007 08:21:47	Dark	42.500	52	16Bet Cet	2.0370	4500.0	85	27100	No

102	GOM_NL__2PRFIN20070507_082837_000000412057_00493_27100_6692.N1	07-MAY-2007 08:28:37	Dark	41.000	84	Alp Phe	2.3970	4500.0	82	27100	No
103	GOM_NL__2PRFIN20070507_083310_000000432057_00493_27100_6693.N1	07-MAY-2007 08:33:10	Dark	42.500	31	Alp Gru	1.7340	15200.	85	27100	No
104	GOM_NL__2PRFIN20070507_084454_000000492057_00494_27101_6690.N1	07-MAY-2007 08:44:54	Straylight	49.000	43	Alp TrA	1.9100	4250.0	98	27101	No
105	GOM_NL__2PRFIN20070507_084706_000000382057_00494_27101_6691.N1	07-MAY-2007 08:47:06	Straylight	37.500	134	Bet TrA	2.8100	6600.0	75	27101	No
106	GOM_NL__2PRFIN20070507_084901_000000432057_00494_27101_6692.N1	07-MAY-2007 08:49:01	Straylight	42.500	4	Alp1Cen	-0.010000	5800.0	85	27101	No
107	GOM_NL__2PRFIN20070507_085230_000000412057_00494_27101_6693.N1	07-MAY-2007 08:52:30	Straylight	40.500	78	Alp Lup	2.3040	28000.	81	27101	No
108	GOM_NL__2PRFIN20070507_085402_000000402057_00494_27101_6694.N1	07-MAY-2007 08:54:02	Straylight	40.000	81	Eta Cen	2.3560	28000.	80	27101	No
109	GOM_NL__2PRFIN20070507_085602_000000412057_00494_27101_6695.N1	07-MAY-2007 08:56:02	Tw_i_and_stray	40.500	54	5The Cen	2.0550	4500.0	81	27101	No
110	GOM_NL__2PRFIN20070507_090014_000000382057_00494_27101_6696.N1	07-MAY-2007 09:00:14	Bright	38.000	169	46Gam Hya	2.9910	4700.0	76	27101	No
111	GOM_NL__2PRFIN20070507_090331_000000382057_00494_27101_6697.N1	07-MAY-2007 09:03:31	Bright	38.000	15	67Alp Vir	0.97600	28000.	76	27101	No
112	GOM_NL__2PRFIN20070507_090639_000000362057_00494_27101_6698.N1	07-MAY-2007 09:06:39	Bright	35.500	121	29Gam Vir	2.7400	7200.0	71	27101	No
113	GOM_NL__2PRFIN20070507_090952_000000362057_00494_27101_6699.N1	07-MAY-2007 09:09:52	Bright	35.500	138	47Eps Vir	2.8280	4700.0	71	27101	No
114	GOM_NL__2PRFIN20070507_091730_000000342057_00494_27101_6700.N1	07-MAY-2007 09:17:30	Bright	33.500	152	12Alp2CVn	2.8900	11000.	67	27101	No
115	GOM_NL__2PRFIN20070507_092209_000000362057_00494_27101_6701.N1	07-MAY-2007 09:22:09	Bright	36.000	55	79Zet UMa	2.0600	10200.	72	27101	No
116	GOM_NL__2PRFIN20070507_092505_000000352057_00494_27101_6702.N1	07-MAY-2007 09:25:05	Bright	34.500	36	50Alp UMa	1.8000	6300.0	69	27101	No
117	GOM_NL__2PRFIN20070507_093212_000000342057_00494_27101_6703.N1	07-MAY-2007 09:32:12	Bright	34.000	49	1Alp UMi	1.9900	6300.0	68	27101	No
118	GOM_NL__2PRFIN20070507_094019_000000352057_00494_27101_6704.N1	07-MAY-2007 09:40:19	Bright	35.000	76	27Gam Cas	2.3000	30000.	70	27101	No
119	GOM_NL__2PRFIN20070507_094134_000000352057_00494_27101_6705.N1	07-MAY-2007 09:41:34	Bright	35.000	68	18Alp Cas	2.2250	4500.0	70	27101	No
120	GOM_NL__2PRFIN20070507_094941_000000382057_00494_27101_6706.N1	07-MAY-2007 09:49:41	Bright	37.500	58	21Alp And	2.0730	11000.	75	27101	No
121	GOM_NL__2PRFIN20070507_100223_000000442057_00494_27101_6707.N1	07-MAY-2007 10:02:23	Dark	44.000	52	16Bet Cet	2.0370	4500.0	88	27101	No
122	GOM_NL__2PRFIN20070507_100913_000000392057_00494_27101_6708.N1	07-MAY-2007 10:09:13	Dark	39.000	84	Alp Phe	2.3970	4500.0	78	27101	No
123	GOM_NL__2PRFIN20070507_101346_000000402057_00494_27101_6709.N1	07-MAY-2007 10:13:46	Dark	40.000	31	Alp Gru	1.7340	15200.	80	27101	No
124	GOM_NL__2PRFIN20070507_102530_000000392057_00495_27102_7130.N1	07-MAY-2007 10:25:30	Straylight	38.500	43	Alp TrA	1.9100	4250.0	77	27102	No
125	GOM_NL__2PRFIN20070507_102742_000000392057_00495_27102_7131.N1	07-MAY-2007 10:27:42	Straylight	38.500	134	Bet TrA	2.8100	6600.0	77	27102	No
126	GOM_NL__2PRFIN20070507_102937_000000482057_00495_27102_7132.N1	07-MAY-2007 10:29:37	Straylight	48.000	4	Alp1Cen	-0.010000	5800.0	96	27102	No
127	GOM_NL__2PRFIN20070507_103306_000000402057_00495_27102_7133.N1	07-MAY-2007 10:33:06	Straylight	39.500	78	Alp Lup	2.3040	28000.	79	27102	No
128	GOM_NL__2PRFIN20070507_103438_000000382057_00495_27102_7134.N1	07-MAY-2007 10:34:38	Straylight	38.000	81	Eta Cen	2.3560	28000.	76	27102	No
129	GOM_NL__2PRFIN20070507_103639_000000412057_00495_27102_7135.N1	07-MAY-2007 10:36:39	Tw_i_and_stray	40.500	54	5The Cen	2.0550	4500.0	81	27102	No
130	GOM_NL__2PRFIN20070507_104050_000000362057_00495_27102_7136.N1	07-MAY-2007 10:40:50	Bright	36.000	169	46Gam Hya	2.9910	4700.0	72	27102	No
131	GOM_NL__2PRFIN20070507_104407_000000382057_00495_27102_7137.N1	07-MAY-2007 10:44:07	Bright	38.000	15	67Alp Vir	0.97600	28000.	76	27102	No
132	GOM_NL__2PRFIN20070507_104715_000000362057_00495_27102_7138.N1	07-MAY-2007 10:47:15	Bright	36.000	121	29Gam Vir	2.7400	7200.0	72	27102	No
133	GOM_NL__2PRFIN20070507_105028_000000362057_00495_27102_7139.N1	07-MAY-2007 10:50:28	Bright	36.000	138	47Eps Vir	2.8280	4700.0	72	27102	No
134	GOM_NL__2PRFIN20070507_105806_000000352057_00495_27102_7140.N1	07-MAY-2007 10:58:06	Bright	34.500	152	12Alp2CVn	2.8900	11000.	69	27102	No
135	GOM_NL__2PRFIN20070507_110245_000000362057_00495_27102_7141.N1	07-MAY-2007 11:02:45	Bright	36.000	55	79Zet UMa	2.0600	10200.	72	27102	No
136	GOM_NL__2PRFIN20070507_110542_000000362057_00495_27102_7142.N1	07-MAY-2007 11:05:42	Bright	36.000	36	50Alp UMa	1.8000	6300.0	72	27102	No
137	GOM_NL__2PRFIN20070507_111248_000000332057_00495_27102_7143.N1	07-MAY-2007 11:12:48	Bright	32.500	49	1Alp UMi	1.9900	6300.0	65	27102	No
138	GOM_NL__2PRFIN20070507_112055_000000342057_00495_27102_7144.N1	07-MAY-2007 11:20:55	Bright	34.000	76	27Gam Cas	2.3000	30000.	68	27102	No
139	GOM_NL__2PRFIN20070507_112210_000000332057_00495_27102_7145.N1	07-MAY-2007 11:22:10	Bright	33.000	68	18Alp Cas	2.2250	4500.0	66	27102	No
140	GOM_NL__2PRFIN20070507_113017_000000372057_00495_27102_7146.N1	07-MAY-2007 11:30:17	Bright	37.000	58	21Alp And	2.0730	11000.	74	27102	No
141	GOM_NL__2PRFIN20070507_114259_000000432057_00495_27102_7147.N1	07-MAY-2007 11:42:59	Dark	43.000	52	16Bet Cet	2.0370	4500.0	86	27102	No
142	GOM_NL__2PRFIN20070507_114949_000000402057_00495_27102_7148.N1	07-MAY-2007 11:49:49	Dark	39.500	84	Alp Phe	2.3970	4500.0	79	27102	No
143	GOM_NL__2PRFIN20070507_115423_000000422057_00495_27102_7149.N1	07-MAY-2007 11:54:23	Dark	42.000	31	Alp Gru	1.7340	15200.	84	27102	No
144	GOM_NL__2PRFIN20070507_115642_000000452057_00496_27103_6995.N1	07-MAY-2007 11:56:42	Dark	44.500	148	Alp Tuc	2.8780	4100.0	89	27103	No
145	GOM_NL__2PRFIN20070507_120606_000000462057_00496_27103_6996.N1	07-MAY-2007 12:06:06	Straylight	46.000	43	Alp TrA	1.9100	4250.0	92	27103	No
146	GOM_NL__2PRFIN20070507_120818_000000382057_00496_27103_6997.N1	07-MAY-2007 12:08:18	Straylight	38.000	134	Bet TrA	2.8100	6600.0	76	27103	No
147	GOM_NL__2PRFIN20070507_121013_000000402057_00496_27103_6998.N1	07-MAY-2007 12:10:13	Straylight	40.000	4	Alp1Cen	-0.010000	5800.0	80	27103	No
148	GOM_NL__2PRFIN20070507_121342_000000382057_00496_27103_6999.N1	07-MAY-2007 12:13:42	Straylight	38.000	78	Alp Lup	2.3040	28000.	76	27103	No
149	GOM_NL__2PRFIN20070507_121514_000000402057_00496_27103_7000.N1	07-MAY-2007 12:15:14	Straylight	40.000	81	Eta Cen	2.3560	28000.	80	27103	No
150	GOM_NL__2PRFIN20070507_121715_000000442057_00496_27103_7001.N1	07-MAY-2007 12:17:15	Tw_i_and_stray	43.500	54	5The Cen	2.0550	4500.0	87	27103	No
151	GOM_NL__2PRFIN20070507_122126_000000382057_00496_27103_7002.N1	07-MAY-2007 12:21:26	Bright	37.500	169	46Gam Hya	2.9910	4700.0	75	27103	No
152	GOM_NL__2PRFIN20070507_122443_000000382057_00496_27103_7003.N1	07-MAY-2007 12:24:43	Bright	38.000	15	67Alp Vir	0.97600	28000.	76	27103	No
153	GOM_NL__2PRFIN20070507_122751_000000362057_00496_27103_7004.N1	07-MAY-2007 12:27:51	Bright	35.500	121	29Gam Vir	2.7400	7200.0	71	27103	No
154	GOM_NL__2PRFIN20070507_123103_000000362057_00496_27103_7005.N1	07-MAY-2007 12:31:03	Bright	36.000	138	47Eps Vir	2.8280	4700.0	72	27103	No
155	GOM_NL__2PRFIN20070507_123841_000000342057_00496_27103_7006.N1	07-MAY-2007 12:38:41	Bright	33.500	152	12Alp2CVn	2.8900	11000.	67	27103	No
156	GOM_NL__2PRFIN20070507_124321_000000372057_00496_27103_7007.N1	07-MAY-2007 12:43:21	Bright	36.500	55	79Zet UMa	2.0600	10200.	73	27103	No
157	GOM_NL__2PRFIN20070507_124618_000000362057_00496_27103_7008.N1	07-MAY-2007 12:46:18	Bright	35.500	36	50Alp UMa	1.8000	6300.0	71	27103	No
158	GOM_NL__2PRFIN20070507_125324_000000332057_00496_27103_7009.N1	07-MAY-2007 12:53:24	Bright	32.500	49	1Alp UMi	1.9900	6300.0	65	27103	No
159	GOM_NL__2PRFIN20070507_130131_000000322057_00496_27103_7010.N1	07-MAY-2007 13:01:31	Bright	32.000	76	27Gam Cas	2.3000	30000.	64	27103	No
160	GOM_NL__2PRFIN20070507_130246_000000522057_00496_27103_7011.N1	07-MAY-2007 13:02:46	Bright	52.000	68	18Alp Cas	2.2250	4500.0	104	27103	No

161	GOM_NL__2PRFIN20070507_131053_000000382057_00496_27103_7012.N1	07-MAY-2007 13:10:53	Bright	37.500	58	21Alp And	2.0730	11000.	75	27103	No
162	GOM_NL__2PRFIN20070507_132335_000000432057_00496_27103_7013.N1	07-MAY-2007 13:23:35	Dark	43.000	52	16Bet Cet	2.0370	4500.0	86	27103	No
163	GOM_NL__2PRFIN20070507_133025_000000432057_00496_27103_7014.N1	07-MAY-2007 13:30:25	Dark	42.500	84	Alp Phe	2.3970	4500.0	85	27103	No
164	GOM_NL__2PRFIN20070507_133459_000000412057_00496_27103_7015.N1	07-MAY-2007 13:34:59	Dark	40.500	31	Alp Gru	1.7340	15200.	81	27103	No
165	GOM_NL__2PRFIN20070507_133718_000000392057_00497_27104_7001.N1	07-MAY-2007 13:37:18	Dark	38.500	148	Alp Tuc	2.8780	4100.0	77	27104	No
166	GOM_NL__2PRFIN20070507_134643_000000402057_00497_27104_7002.N1	07-MAY-2007 13:46:43	Straylight	40.000	43	Alp TrA	1.9100	4250.0	80	27104	No
167	GOM_NL__2PRFIN20070507_134854_000000392057_00497_27104_7003.N1	07-MAY-2007 13:48:54	Straylight	38.500	134	Bet TrA	2.8100	6600.0	77	27104	No
168	GOM_NL__2PRFIN20070507_135049_000000442057_00497_27104_7004.N1	07-MAY-2007 13:50:49	Straylight	43.500	4	Alp1Cen	-0.010000	5800.0	87	27104	No
169	GOM_NL__2PRFIN20070507_135419_000000382057_00497_27104_7005.N1	07-MAY-2007 13:54:19	Straylight	37.500	78	Alp Lup	2.3040	28000.	75	27104	No
170	GOM_NL__2PRFIN20070507_135550_000000402057_00497_27104_7006.N1	07-MAY-2007 13:55:50	Straylight	39.500	81	Eta Cen	2.3560	28000.	79	27104	No
171	GOM_NL__2PRFIN20070507_135751_000000402057_00497_27104_7007.N1	07-MAY-2007 13:57:51	Tw_i_and_stray	40.000	54	5The Cen	2.0550	4500.0	80	27104	No
172	GOM_NL__2PRFIN20070507_140202_000000372057_00497_27104_7008.N1	07-MAY-2007 14:02:02	Bright	36.500	169	46Gam Hya	2.9910	4700.0	73	27104	No
173	GOM_NL__2PRFIN20070507_140519_000000382057_00497_27104_7009.N1	07-MAY-2007 14:05:19	Bright	38.000	15	67Alp Vir	0.97600	28000.	76	27104	No
174	GOM_NL__2PRFIN20070507_140827_000000362057_00497_27104_7010.N1	07-MAY-2007 14:08:27	Bright	35.500	121	29Gam Vir	2.7400	7200.0	71	27104	No
175	GOM_NL__2PRFIN20070507_141139_000000352057_00497_27104_7011.N1	07-MAY-2007 14:11:39	Bright	34.500	138	47Eps Vir	2.8280	4700.0	69	27104	No
176	GOM_NL__2PRFIN20070507_141917_000000362057_00497_27104_7012.N1	07-MAY-2007 14:19:17	Bright	35.500	152	12Alp2CVn	2.8900	11000.	71	27104	No
177	GOM_NL__2PRFIN20070507_142357_000000342057_00497_27104_7013.N1	07-MAY-2007 14:23:57	Bright	34.000	55	79Zet UMa	2.0600	10200.	68	27104	No
178	GOM_NL__2PRFIN20070507_142654_000000382057_00497_27104_7014.N1	07-MAY-2007 14:26:54	Bright	37.500	36	50Alp UMa	1.8000	6300.0	75	27104	No
179	GOM_NL__2PRFIN20070507_143400_000000332057_00497_27104_7015.N1	07-MAY-2007 14:34:00	Bright	33.000	49	1Alp UMi	1.9900	6300.0	66	27104	No
180	GOM_NL__2PRFIN20070507_144207_000000352057_00497_27104_7016.N1	07-MAY-2007 14:42:07	Bright	34.500	76	27Gam Cas	2.3000	30000.	69	27104	No
181	GOM_NL__2PRFIN20070507_144322_000000412057_00497_27104_7017.N1	07-MAY-2007 14:43:22	Bright	40.500	68	18Alp Cas	2.2250	4500.0	81	27104	No
182	GOM_NL__2PRFIN20070507_145129_000000542057_00497_27104_7018.N1	07-MAY-2007 14:51:29	Bright	54.000	58	21Alp And	2.0730	11000.	108	27104	No
183	GOM_NL__2PRFIN20070507_150411_000000422057_00497_27104_7019.N1	07-MAY-2007 15:04:11	Dark	42.000	52	16Bet Cet	2.0370	4500.0	84	27104	No
184	GOM_NL__2PRFIN20070507_151101_000000402057_00497_27104_7020.N1	07-MAY-2007 15:11:01	Dark	39.500	84	Alp Phe	2.3970	4500.0	79	27104	No
185	GOM_NL__2PRFIN20070507_151536_000000412057_00497_27104_7021.N1	07-MAY-2007 15:15:36	Dark	41.000	31	Alp Gru	1.7340	15200.	82	27104	No
186	GOM_NL__2PRFIN20070507_151754_000000392057_00498_27105_7132.N1	07-MAY-2007 15:17:54	Dark	38.500	148	Alp Tuc	2.8780	4100.0	77	27105	No
187	GOM_NL__2PRFIN20070507_152719_000000412057_00498_27105_7133.N1	07-MAY-2007 15:27:19	Straylight	40.500	43	Alp TrA	1.9100	4250.0	81	27105	No
188	GOM_NL__2PRFIN20070507_152931_000000372057_00498_27105_7134.N1	07-MAY-2007 15:29:31	Straylight	37.000	134	Bet TrA	2.8100	6600.0	74	27105	No
189	GOM_NL__2PRFIN20070507_153125_000000482057_00498_27105_7135.N1	07-MAY-2007 15:31:25	Straylight	48.000	4	Alp1Cen	-0.010000	5800.0	96	27105	No
190	GOM_NL__2PRFIN20070507_153455_000000382057_00498_27105_7136.N1	07-MAY-2007 15:34:55	Straylight	38.000	78	Alp Lup	2.3040	28000.	76	27105	No
191	GOM_NL__2PRFIN20070507_153626_000000402057_00498_27105_7137.N1	07-MAY-2007 15:36:26	Straylight	40.000	81	Eta Cen	2.3560	28000.	80	27105	No
192	GOM_NL__2PRFIN20070507_153827_000000412057_00498_27105_7138.N1	07-MAY-2007 15:38:27	Tw_i_and_stray	41.000	54	5The Cen	2.0550	4500.0	82	27105	No
193	GOM_NL__2PRFIN20070507_154239_000000382057_00498_27105_7139.N1	07-MAY-2007 15:42:39	Bright	37.500	169	46Gam Hya	2.9910	4700.0	75	27105	No
194	GOM_NL__2PRFIN20070507_154555_000000382057_00498_27105_7140.N1	07-MAY-2007 15:45:55	Bright	38.000	15	67Alp Vir	0.97600	28000.	76	27105	No
195	GOM_NL__2PRFIN20070507_154904_000000362057_00498_27105_7141.N1	07-MAY-2007 15:49:04	Bright	36.000	121	29Gam Vir	2.7400	7200.0	72	27105	No
196	GOM_NL__2PRFIN20070507_155216_000000352057_00498_27105_7142.N1	07-MAY-2007 15:52:16	Bright	35.000	138	47Eps Vir	2.8280	4700.0	70	27105	No
197	GOM_NL__2PRFIN20070507_160433_000000362057_00498_27105_7143.N1	07-MAY-2007 16:04:33	Bright	36.000	55	79Zet UMa	2.0600	10200.	72	27105	No
198	GOM_NL__2PRFIN20070507_160730_000000382057_00498_27105_7144.N1	07-MAY-2007 16:07:30	Bright	38.000	36	50Alp UMa	1.8000	6300.0	76	27105	No
199	GOM_NL__2PRFIN20070507_161436_000000362057_00498_27105_7145.N1	07-MAY-2007 16:14:36	Bright	36.000	49	1Alp UMi	1.9900	6300.0	72	27105	No
200	GOM_NL__2PRFIN20070507_162243_000000332057_00498_27105_7146.N1	07-MAY-2007 16:22:43	Bright	32.500	76	27Gam Cas	2.3000	30000.	65	27105	No
201	GOM_NL__2PRFIN20070507_162358_000000342057_00498_27105_7147.N1	07-MAY-2007 16:23:58	Bright	33.500	68	18Alp Cas	2.2250	4500.0	67	27105	No
202	GOM_NL__2PRFIN20070507_163205_000000372057_00498_27105_7148.N1	07-MAY-2007 16:32:05	Bright	37.000	58	21Alp And	2.0730	11000.	74	27105	No
203	GOM_NL__2PRFIN20070507_164447_000000422057_00498_27105_7149.N1	07-MAY-2007 16:44:47	Dark	42.000	52	16Bet Cet	2.0370	4500.0	84	27105	No
204	GOM_NL__2PRFIN20070507_165137_000000392057_00498_27105_7150.N1	07-MAY-2007 16:51:37	Dark	38.500	84	Alp Phe	2.3970	4500.0	77	27105	No
205	GOM_NL__2PRFIN20070507_165613_000000412057_00498_27105_7151.N1	07-MAY-2007 16:56:13	Dark	41.000	31	Alp Gru	1.7340	15200.	82	27105	No
206	GOM_NL__2PRFIN20070507_165831_000000392057_00499_27106_7147.N1	07-MAY-2007 16:58:31	Dark	39.000	148	Alp Tuc	2.8780	4100.0	78	27106	No
207	GOM_NL__2PRFIN20070507_170755_000000412057_00499_27106_7148.N1	07-MAY-2007 17:07:55	Straylight	40.500	43	Alp TrA	1.9100	4250.0	81	27106	No
208	GOM_NL__2PRFIN20070507_171007_000000392057_00499_27106_7149.N1	07-MAY-2007 17:10:07	Straylight	38.500	134	Bet TrA	2.8100	6600.0	77	27106	No
209	GOM_NL__2PRFIN20070507_171202_000000382057_00499_27106_7150.N1	07-MAY-2007 17:12:02	Straylight	37.500	4	Alp1Cen	-0.010000	5800.0	75	27106	No
210	GOM_NL__2PRFIN20070507_171531_000000412057_00499_27106_7151.N1	07-MAY-2007 17:15:31	Straylight	40.500	78	Alp Lup	2.3040	28000.	81	27106	No
211	GOM_NL__2PRFIN20070507_171703_000000382057_00499_27106_7152.N1	07-MAY-2007 17:17:03	Straylight	38.000	81	Eta Cen	2.3560	28000.	76	27106	No
212	GOM_NL__2PRFIN20070507_171903_000000442057_00499_27106_7153.N1	07-MAY-2007 17:19:03	Tw_i_and_stray	43.500	54	5The Cen	2.0550	4500.0	87	27106	No
213	GOM_NL__2PRFIN20070507_172315_000000392057_00499_27106_7154.N1	07-MAY-2007 17:23:15	Bright	38.500	169	46Gam Hya	2.9910	4700.0	77	27106	No
214	GOM_NL__2PRFIN20070507_172631_000000372057_00499_27106_7155.N1	07-MAY-2007 17:26:31	Bright	37.000	15	67Alp Vir	0.97600	28000.	74	27106	No
215	GOM_NL__2PRFIN20070507_172940_000000362057_00499_27106_7156.N1	07-MAY-2007 17:29:40	Bright	36.000	121	29Gam Vir	2.7400	7200.0	72	27106	No
216	GOM_NL__2PRFIN20070507_173252_000000352057_00499_27106_7157.N1	07-MAY-2007 17:32:52	Bright	35.000	138	47Eps Vir	2.8280	4700.0	70	27106	No
217	GOM_NL__2PRFIN20070507_174030_000000362057_00499_27106_7158.N1	07-MAY-2007 17:40:30	Bright	36.000	152	12Alp2CVn	2.8900	11000.	72	27106	No
218	GOM_NL__2PRFIN20070507_174508_000000362057_00499_27106_7159.N1	07-MAY-2007 17:45:08	Bright	36.000	55	79Zet UMa	2.0600	10200.	72	27106	No
219	GOM_NL__2PRFIN20070507_174806_000000382057_00499_27106_7160.N1	07-MAY-2007 17:48:06	Bright	38.000	36	50Alp UMa	1.8000	6300.0	76	27106	No

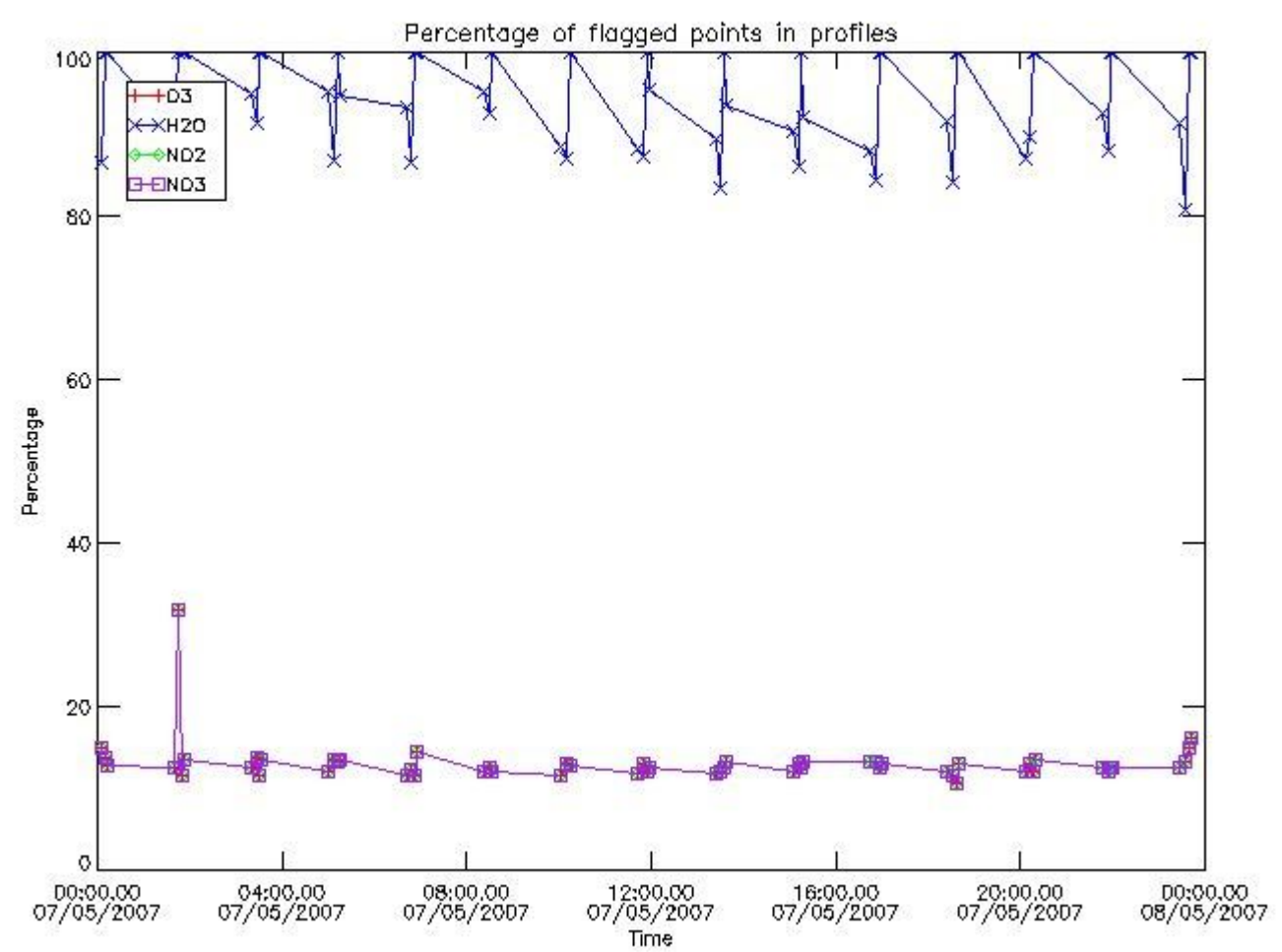
220	GOM_NL__2PRFIN20070507_175512_000000352057_00499_27106_7161.N1	07-MAY-2007 17:55:12	Bright	35.000	49	1Alp UMi	1.9900	6300.0	70	27106	No
221	GOM_NL__2PRFIN20070507_180319_000000342057_00499_27106_7162.N1	07-MAY-2007 18:03:19	Bright	34.000	76	27Gam Cas	2.3000	30000.	68	27106	No
222	GOM_NL__2PRFIN20070507_180434_000000522057_00499_27106_7163.N1	07-MAY-2007 18:04:34	Bright	52.000	68	18Alp Cas	2.2250	4500.0	104	27106	No
223	GOM_NL__2PRFIN20070507_181241_000000372057_00499_27106_7164.N1	07-MAY-2007 18:12:41	Bright	37.000	58	21Alp And	2.0730	11000.	74	27106	No
224	GOM_NL__2PRFIN20070507_182524_000000422057_00499_27106_7165.N1	07-MAY-2007 18:25:24	Dark	42.000	52	16Bet Cet	2.0370	4500.0	84	27106	No
225	GOM_NL__2PRFIN20070507_183213_000000452057_00499_27106_7166.N1	07-MAY-2007 18:32:13	Dark	44.500	84	Alp Phe	2.3970	4500.0	89	27106	No
226	GOM_NL__2PRFIN20070507_183649_000000492057_00499_27106_7167.N1	07-MAY-2007 18:36:49	Dark	48.500	31	Alp Gru	1.7340	15200.	97	27106	No
227	GOM_NL__2PRFIN20070507_183907_000000402057_00500_27107_8465.N1	07-MAY-2007 18:39:07	Dark	39.500	148	Alp Tuc	2.8780	4100.0	79	27107	No
228	GOM_NL__2PRFIN20070507_184832_000000392057_00500_27107_8466.N1	07-MAY-2007 18:48:32	Straylight	38.500	43	Alp TrA	1.9100	4250.0	77	27107	No
229	GOM_NL__2PRFIN20070507_185043_000000372057_00500_27107_8467.N1	07-MAY-2007 18:50:43	Straylight	36.500	134	Bet TrA	2.8100	6600.0	73	27107	No
230	GOM_NL__2PRFIN20070507_185238_000000432057_00500_27107_8468.N1	07-MAY-2007 18:52:38	Straylight	43.000	4	Alp1Cen	-0.010000	5800.0	86	27107	No
231	GOM_NL__2PRFIN20070507_185607_000000382057_00500_27107_8469.N1	07-MAY-2007 18:56:07	Straylight	38.000	78	Alp Lup	2.3040	28000.	76	27107	No
232	GOM_NL__2PRFIN20070507_185739_000000402057_00500_27107_8470.N1	07-MAY-2007 18:57:39	Straylight	40.000	81	Eta Cen	2.3560	28000.	80	27107	No
233	GOM_NL__2PRFIN20070507_185939_000000422057_00500_27107_8471.N1	07-MAY-2007 18:59:39	Tw_i_and_stray	41.500	54	5The Cen	2.0550	4500.0	83	27107	No
234	GOM_NL__2PRFIN20070507_190351_000000522057_00500_27107_8472.N1	07-MAY-2007 19:03:51	Bright	52.000	169	46Gam Hya	2.9910	4700.0	104	27107	No
235	GOM_NL__2PRFIN20070507_190707_000000382057_00500_27107_8473.N1	07-MAY-2007 19:07:07	Bright	38.000	15	67Alp Vir	0.97600	28000.	76	27107	No
236	GOM_NL__2PRFIN20070507_191016_000000362057_00500_27107_8474.N1	07-MAY-2007 19:10:16	Bright	36.000	121	29Gam Vir	2.7400	7200.0	72	27107	No
237	GOM_NL__2PRFIN20070507_191328_000000352057_00500_27107_8475.N1	07-MAY-2007 19:13:28	Bright	35.000	138	47Eps Vir	2.8280	4700.0	70	27107	No
238	GOM_NL__2PRFIN20070507_192106_000000352057_00500_27107_8476.N1	07-MAY-2007 19:21:06	Bright	35.000	152	12Alp2CVn	2.8900	11000.	70	27107	No
239	GOM_NL__2PRFIN20070507_192544_000000372057_00500_27107_8477.N1	07-MAY-2007 19:25:44	Bright	37.000	55	79Zet UMa	2.0600	10200.	74	27107	No
240	GOM_NL__2PRFIN20070507_192843_000000362057_00500_27107_8478.N1	07-MAY-2007 19:28:43	Bright	36.000	36	50Alp UMa	1.8000	6300.0	72	27107	No
241	GOM_NL__2PRFIN20070507_193548_000000372057_00500_27107_8479.N1	07-MAY-2007 19:35:48	Bright	36.500	49	1Alp UMi	1.9900	6300.0	73	27107	No
242	GOM_NL__2PRFIN20070507_194355_000000352057_00500_27107_8480.N1	07-MAY-2007 19:43:55	Bright	34.500	76	27Gam Cas	2.3000	30000.	69	27107	No
243	GOM_NL__2PRFIN20070507_194510_000000362057_00500_27107_8481.N1	07-MAY-2007 19:45:10	Bright	36.000	68	18Alp Cas	2.2250	4500.0	72	27107	No
244	GOM_NL__2PRFIN20070507_195317_000000382057_00500_27107_8482.N1	07-MAY-2007 19:53:17	Bright	37.500	58	21Alp And	2.0730	11000.	75	27107	No
245	GOM_NL__2PRFIN20070507_200600_000000432057_00500_27107_8483.N1	07-MAY-2007 20:06:00	Dark	42.500	52	16Bet Cet	2.0370	4500.0	85	27107	No
246	GOM_NL__2PRFIN20070507_201249_000000402057_00500_27107_8484.N1	07-MAY-2007 20:12:49	Dark	39.500	84	Alp Phe	2.3970	4500.0	79	27107	No
247	GOM_NL__2PRFIN20070507_201726_000000422057_00500_27107_8485.N1	07-MAY-2007 20:17:26	Dark	42.000	31	Alp Gru	1.7340	15200.	84	27107	No
248	GOM_NL__2PRFIN20070507_201943_000000382057_00501_27108_8467.N1	07-MAY-2007 20:19:43	Dark	38.000	148	Alp Tuc	2.8780	4100.0	76	27108	No
249	GOM_NL__2PRFIN20070507_202908_000000502057_00501_27108_8468.N1	07-MAY-2007 20:29:08	Straylight	50.000	43	Alp TrA	1.9100	4250.0	100	27108	No
250	GOM_NL__2PRFIN20070507_203120_000000382057_00501_27108_8469.N1	07-MAY-2007 20:31:20	Straylight	37.500	134	Bet TrA	2.8100	6600.0	75	27108	No
251	GOM_NL__2PRFIN20070507_203314_000000422057_00501_27108_8470.N1	07-MAY-2007 20:33:14	Straylight	42.000	4	Alp1Cen	-0.010000	5800.0	84	27108	No
252	GOM_NL__2PRFIN20070507_203644_000000382057_00501_27108_8471.N1	07-MAY-2007 20:36:44	Straylight	37.500	78	Alp Lup	2.3040	28000.	75	27108	No
253	GOM_NL__2PRFIN20070507_203815_000000382057_00501_27108_8472.N1	07-MAY-2007 20:38:15	Straylight	38.000	81	Eta Cen	2.3560	28000.	76	27108	No
254	GOM_NL__2PRFIN20070507_204015_000000422057_00501_27108_8473.N1	07-MAY-2007 20:40:15	Tw_i_and_stray	42.000	54	5The Cen	2.0550	4500.0	84	27108	No
255	GOM_NL__2PRFIN20070507_204427_000000382057_00501_27108_8474.N1	07-MAY-2007 20:44:27	Bright	38.000	169	46Gam Hya	2.9910	4700.0	76	27108	No
256	GOM_NL__2PRFIN20070507_204743_000000382057_00501_27108_8475.N1	07-MAY-2007 20:47:43	Bright	38.000	15	67Alp Vir	0.97600	28000.	76	27108	No
257	GOM_NL__2PRFIN20070507_205052_000000362057_00501_27108_8476.N1	07-MAY-2007 20:50:52	Bright	36.000	121	29Gam Vir	2.7400	7200.0	72	27108	No
258	GOM_NL__2PRFIN20070507_205404_000000352057_00501_27108_8477.N1	07-MAY-2007 20:54:04	Bright	34.500	138	47Eps Vir	2.8280	4700.0	69	27108	No
259	GOM_NL__2PRFIN20070507_210142_000000342057_00501_27108_8478.N1	07-MAY-2007 21:01:42	Bright	33.500	152	12Alp2CVn	2.8900	11000.	67	27108	No
260	GOM_NL__2PRFIN20070507_210453_000000352057_00501_27108_8479.N1	07-MAY-2007 21:04:53	Bright	35.000	39	85Eta UMa	1.8540	24000.	70	27108	No
261	GOM_NL__2PRFIN20070507_210620_000000342057_00501_27108_8480.N1	07-MAY-2007 21:06:20	Bright	34.000	55	79Zet UMa	2.0600	10200.	68	27108	No
262	GOM_NL__2PRFIN20070507_210919_000000382057_00501_27108_8481.N1	07-MAY-2007 21:09:19	Bright	37.500	36	50Alp UMa	1.8000	6300.0	75	27108	No
263	GOM_NL__2PRFIN20070507_211624_000000322057_00501_27108_8482.N1	07-MAY-2007 21:16:24	Bright	32.000	49	1Alp UMi	1.9900	6300.0	64	27108	No
264	GOM_NL__2PRFIN20070507_212431_000000332057_00501_27108_8483.N1	07-MAY-2007 21:24:31	Bright	33.000	76	27Gam Cas	2.3000	30000.	66	27108	No
265	GOM_NL__2PRFIN20070507_212546_000000482057_00501_27108_8484.N1	07-MAY-2007 21:25:46	Bright	47.500	68	18Alp Cas	2.2250	4500.0	95	27108	No
266	GOM_NL__2PRFIN20070507_213353_000000472057_00501_27108_8485.N1	07-MAY-2007 21:33:53	Bright	47.000	58	21Alp And	2.0730	11000.	94	27108	No
267	GOM_NL__2PRFIN20070507_214636_000000412057_00501_27108_8486.N1	07-MAY-2007 21:46:36	Dark	41.000	52	16Bet Cet	2.0370	4500.0	82	27108	No
268	GOM_NL__2PRFIN20070507_215326_000000422057_00501_27108_8487.N1	07-MAY-2007 21:53:26	Dark	42.000	84	Alp Phe	2.3970	4500.0	84	27108	No
269	GOM_NL__2PRFIN20070507_215802_000000412057_00501_27108_8488.N1	07-MAY-2007 21:58:02	Dark	41.000	31	Alp Gru	1.7340	15200.	82	27108	No
270	GOM_NL__2PRFIN20070507_220020_000000412058_00001_27109_8431.N1	07-MAY-2007 22:00:20	Dark	41.000	148	Alp Tuc	2.8780	4100.0	82	27109	No
271	GOM_NL__2PRFIN20070507_220944_000000402058_00001_27109_8432.N1	07-MAY-2007 22:09:44	Straylight	40.000	43	Alp TrA	1.9100	4250.0	80	27109	No
272	GOM_NL__2PRFIN20070507_221156_000000382058_00001_27109_8433.N1	07-MAY-2007 22:11:56	Straylight	37.500	134	Bet TrA	2.8100	6600.0	75	27109	No
273	GOM_NL__2PRFIN20070507_221350_000000512058_00001_27109_8434.N1	07-MAY-2007 22:13:50	Straylight	50.500	4	Alp1Cen	-0.010000	5800.0	101	27109	No
274	GOM_NL__2PRFIN20070507_221720_000000382058_00001_27109_8435.N1	07-MAY-2007 22:17:20	Straylight	38.000	78	Alp Lup	2.3040	28000.	76	27109	No
275	GOM_NL__2PRFIN20070507_221851_000000402058_00001_27109_8436.N1	07-MAY-2007 22:18:51	Straylight	40.000	81	Eta Cen	2.3560	28000.	80	27109	No
276	GOM_NL__2PRFIN20070507_222052_000000432058_00001_27109_8437.N1	07-MAY-2007 22:20:52	Tw_i_and_stray	42.500	54	5The Cen	2.0550	4500.0	85	27109	No
277	GOM_NL__2PRFIN20070507_222503_000000372058_00001_27109_8438.N1	07-MAY-2007 22:25:03	Bright	37.000	169	46Gam Hya	2.9910	4700.0	74	27109	No
278	GOM_NL__2PRFIN20070507_222819_000000382058_00001_27109_8439.N1	07-MAY-2007 22:28:19	Bright	38.000	15	67Alp Vir	0.97600	28000.	76	27109	No

279	GOM_NL__2PRFIN20070507_223128_000000352058_00001_27109_8440.N1	07-MAY-2007 22:31:28	Bright	35.000	121	29Gam Vir	2.7400	7200.0	70	27109	No
280	GOM_NL__2PRFIN20070507_223440_000000352058_00001_27109_8441.N1	07-MAY-2007 22:34:40	Bright	34.500	138	47Eps Vir	2.8280	4700.0	69	27109	No
281	GOM_NL__2PRFIN20070507_224218_000000342058_00001_27109_8442.N1	07-MAY-2007 22:42:18	Bright	33.500	152	12Alp2CVn	2.8900	11000.	67	27109	No
282	GOM_NL__2PRFIN20070507_224528_000000342058_00001_27109_8443.N1	07-MAY-2007 22:45:28	Bright	34.000	39	85Eta UMa	1.8540	24000.	68	27109	No
283	GOM_NL__2PRFIN20070507_224656_000000372058_00001_27109_8444.N1	07-MAY-2007 22:46:56	Bright	37.000	55	79Zet UMa	2.0600	10200.	74	27109	No
284	GOM_NL__2PRFIN20070507_224955_000000372058_00001_27109_8445.N1	07-MAY-2007 22:49:55	Bright	36.500	36	50Alp UMa	1.8000	6300.0	73	27109	No
285	GOM_NL__2PRFIN20070507_225700_000000332058_00001_27109_8446.N1	07-MAY-2007 22:57:00	Bright	32.500	49	1Alp UMi	1.9900	6300.0	65	27109	No
286	GOM_NL__2PRFIN20070507_230507_000000522058_00001_27109_8447.N1	07-MAY-2007 23:05:07	Bright	52.000	76	27Gam Cas	2.3000	30000.	104	27109	No
287	GOM_NL__2PRFIN20070507_230622_000000342058_00001_27109_8448.N1	07-MAY-2007 23:06:22	Bright	34.000	68	18Alp Cas	2.2250	4500.0	68	27109	No
288	GOM_NL__2PRFIN20070507_231429_000000372058_00001_27109_8449.N1	07-MAY-2007 23:14:29	Bright	36.500	58	21Alp And	2.0730	11000.	73	27109	No
289	GOM_NL__2PRFIN20070507_232712_000000412058_00001_27109_8450.N1	07-MAY-2007 23:27:12	Dark	41.000	52	16Bet Cet	2.0370	4500.0	82	27109	No
290	GOM_NL__2PRFIN20070507_233402_000000422058_00001_27109_8451.N1	07-MAY-2007 23:34:02	Dark	42.000	84	Alp Phe	2.3970	4500.0	84	27109	No
291	GOM_NL__2PRFIN20070507_233839_000000452058_00001_27109_8452.N1	07-MAY-2007 23:38:39	Dark	44.500	31	Alp Gru	1.7340	15200.	89	27109	No
292	GOM_NL__2PRFIN20070507_234056_000000382058_00002_27110_8390.N1	07-MAY-2007 23:40:56	Dark	38.000	148	Alp Tuc	2.8780	4100.0	76	27110	No
293	GOM_NL__2PRFIN20070507_235020_000000482058_00002_27110_8391.N1	07-MAY-2007 23:50:20	Straylight	48.000	43	Alp TrA	1.9100	4250.0	96	27110	No
294	GOM_NL__2PRFIN20070507_235232_000000372058_00002_27110_8392.N1	07-MAY-2007 23:52:32	Straylight	37.000	134	Bet TrA	2.8100	6600.0	74	27110	No
295	GOM_NL__2PRFIN20070507_235426_000000432058_00002_27110_8393.N1	07-MAY-2007 23:54:26	Straylight	43.000	4	Alp1Cen	-0.010000	5800.0	86	27110	No
296	GOM_NL__2PRFIN20070507_235756_000000382058_00002_27110_8394.N1	07-MAY-2007 23:57:56	Straylight	38.000	78	Alp Lup	2.3040	28000.	76	27110	No
297	GOM_NL__2PRFIN20070507_235927_000000392058_00002_27110_8395.N1	07-MAY-2007 23:59:27	Straylight	39.000	81	Eta Cen	2.3560	28000.	78	27110	No

3. Quality information per product

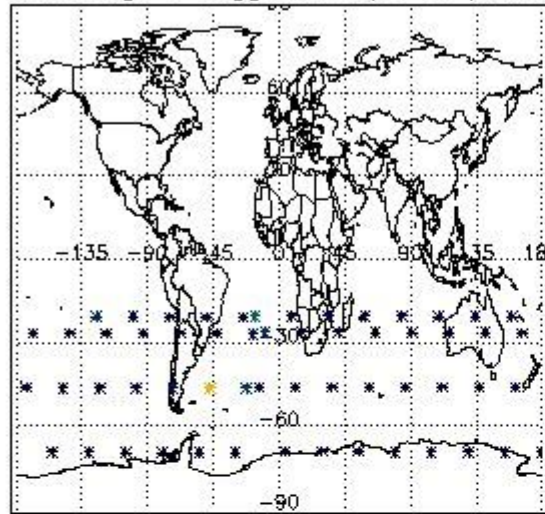
In this section it is plotted some information contained in the Quality Summary data set of the level 2 products. Only products in dark limb conditions and without errors (error flag in the MPH set to "0") are used.

3.1 Plot quality information per product (time dependant)

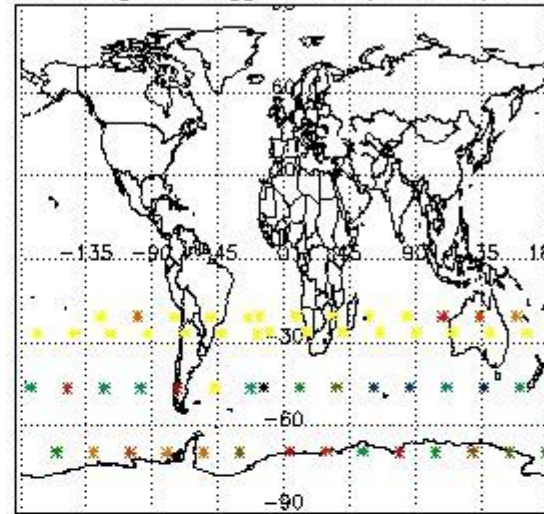


3.2 Plot quality information per product (world map)

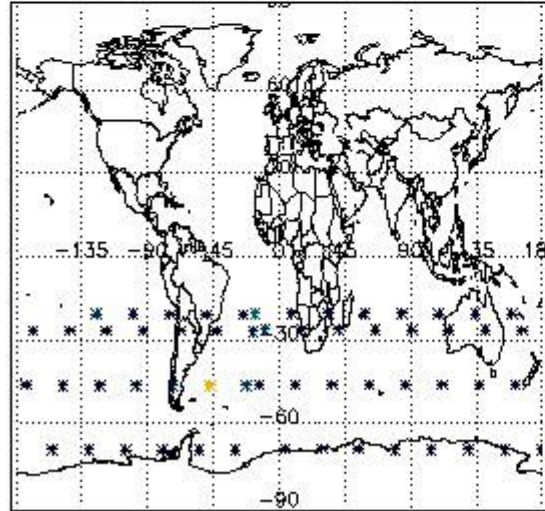
Percentage of flagged data per O3 profile



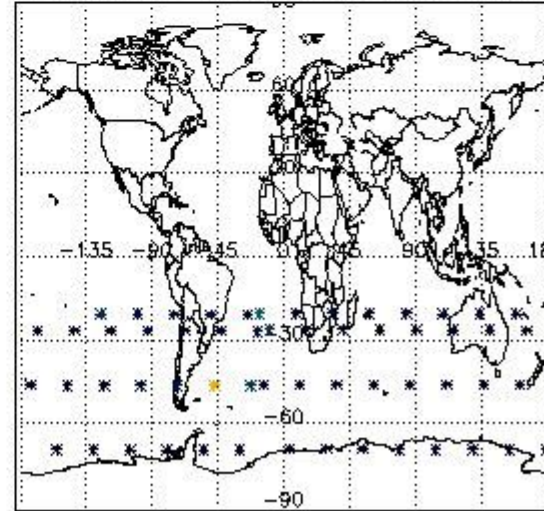
Percentage of flagged data per H2O profile



Percentage of flagged data per NO2 profile



Percentage of flagged data per NO3 profile

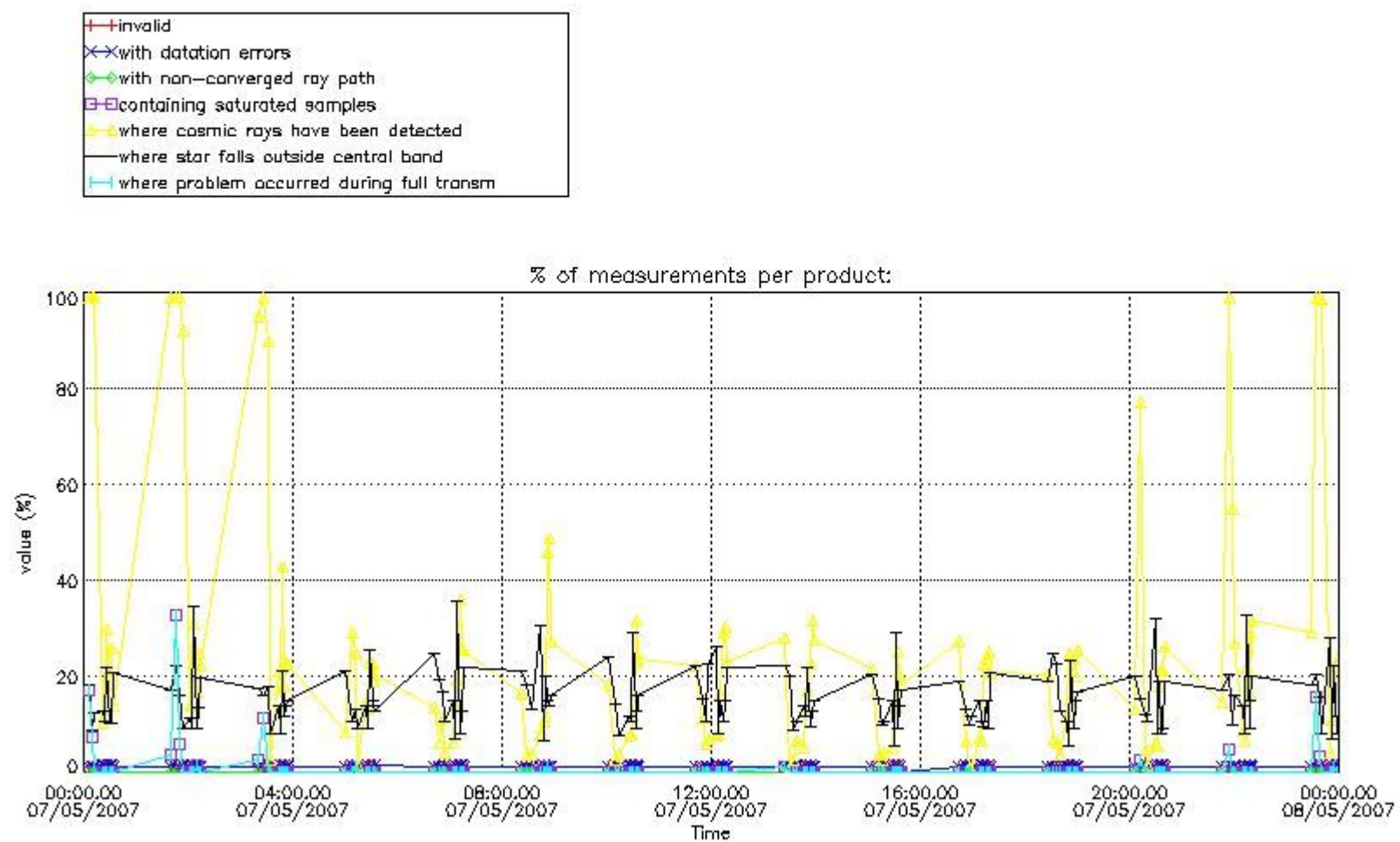


4. Level 1 quality information per product

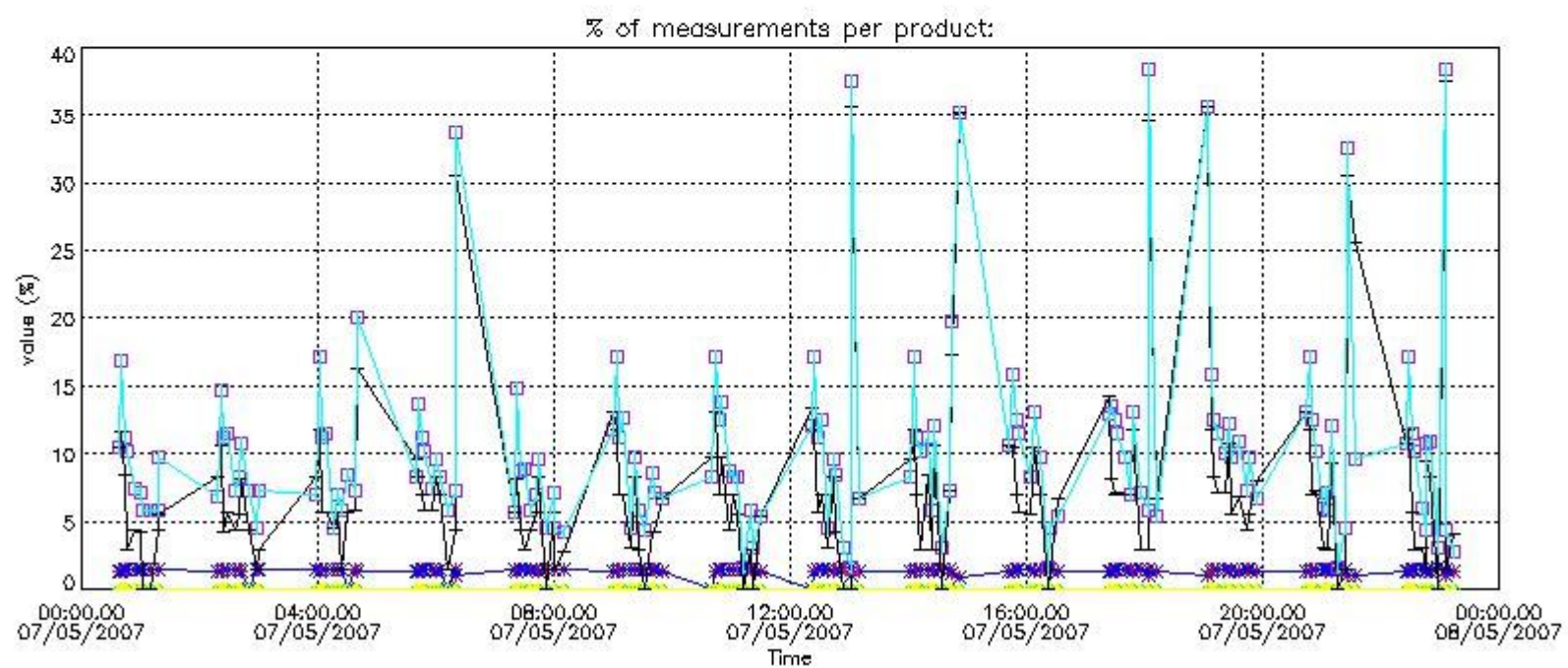
In this section it is plotted some information contained in the Quality Summary data set of the level 2 products that comes from the level 1b processing. Products without errors (error flag in the MPH set to "0") are used.

4.1 Plot quality information per product (time dependant) coming from level 1b processing

4.1.1 Plot level 1 quality information per product (time dependant): ENVISAT ASCENDING passes



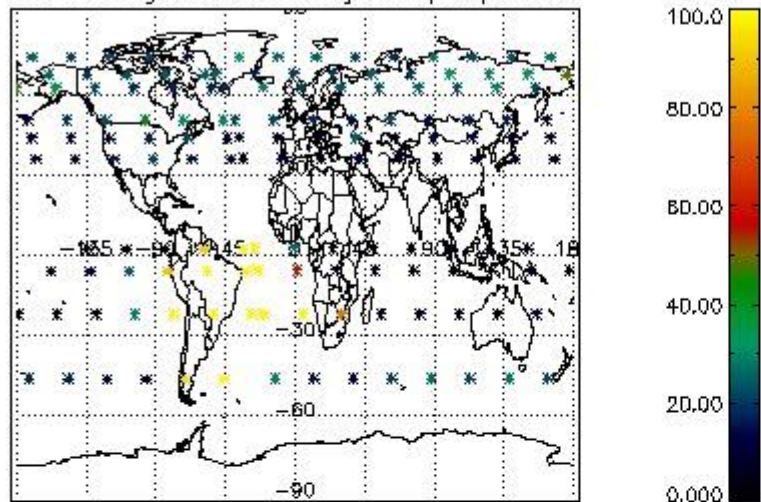
4.1.2 Plot level 1 quality information per product (time dependant): ENVI SAT DESCENDING passes



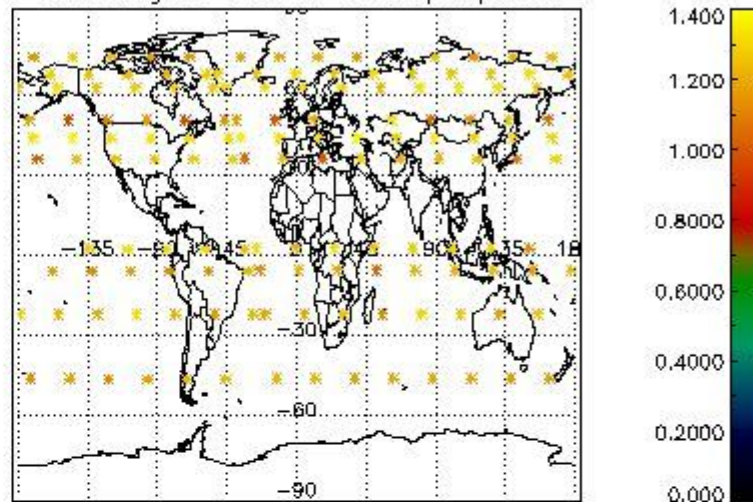
4.2 Plot quality information per product coming from level 1b processing (world map)

4.2.1 Plot level 1 quality information per product (world map): ENVISAT ASCENDING passes

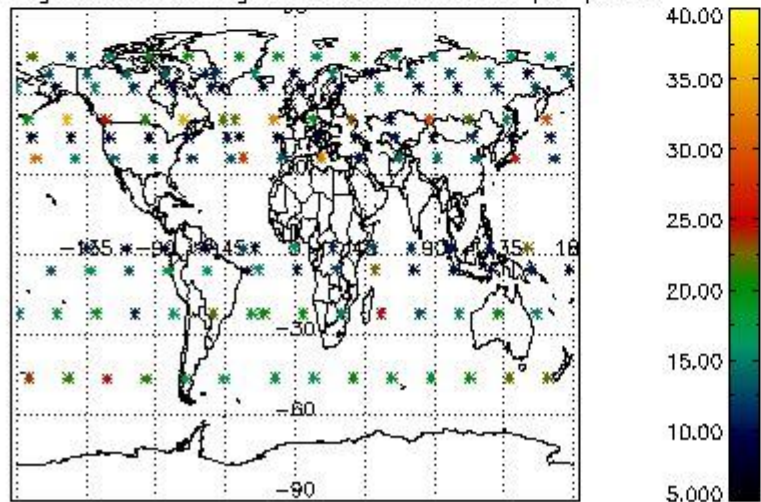
Percentage of cosmic ray hits per profile



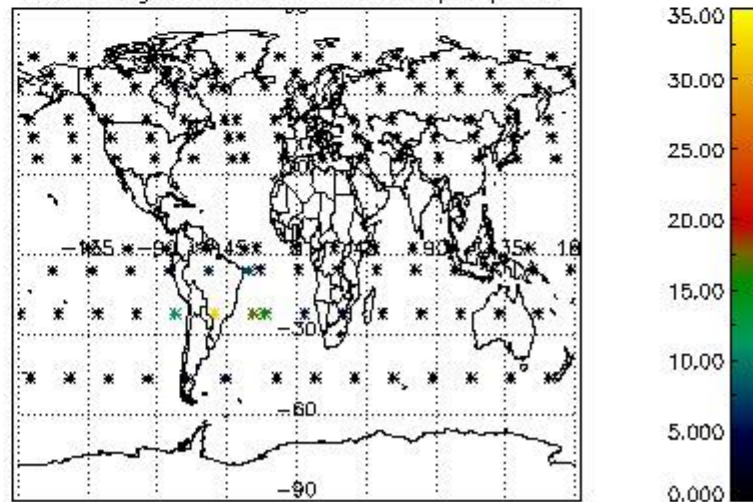
Percentage of datation errors per profile



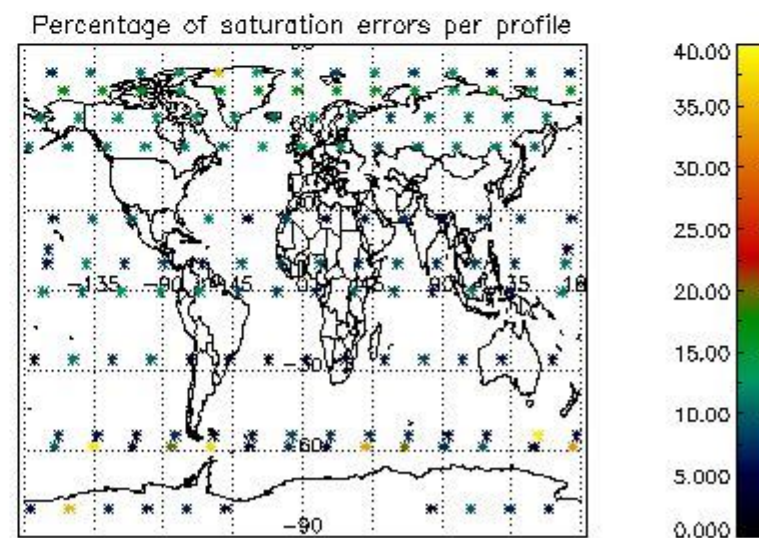
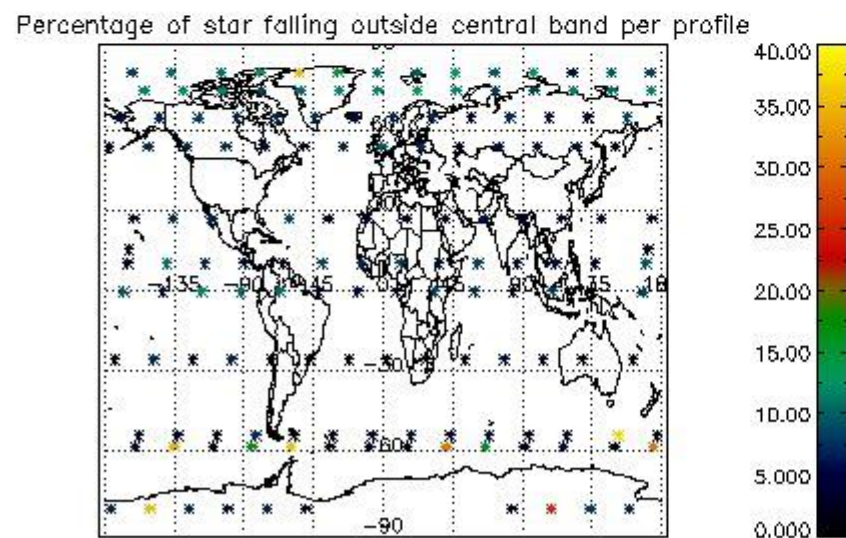
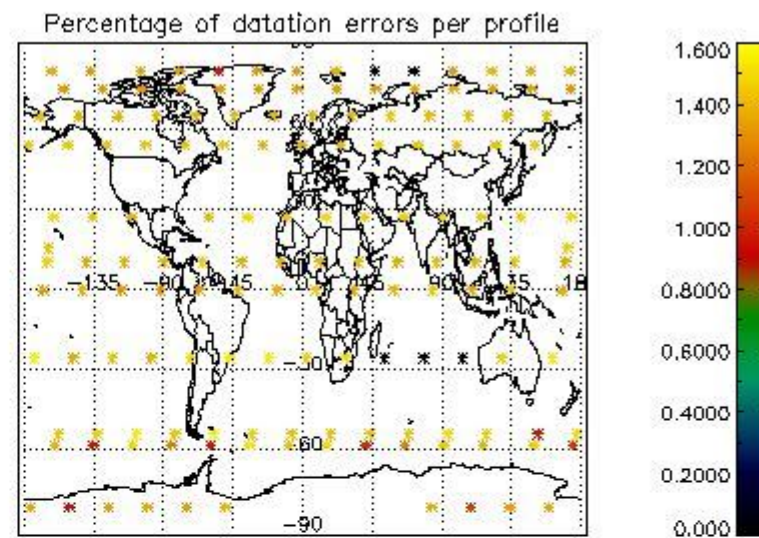
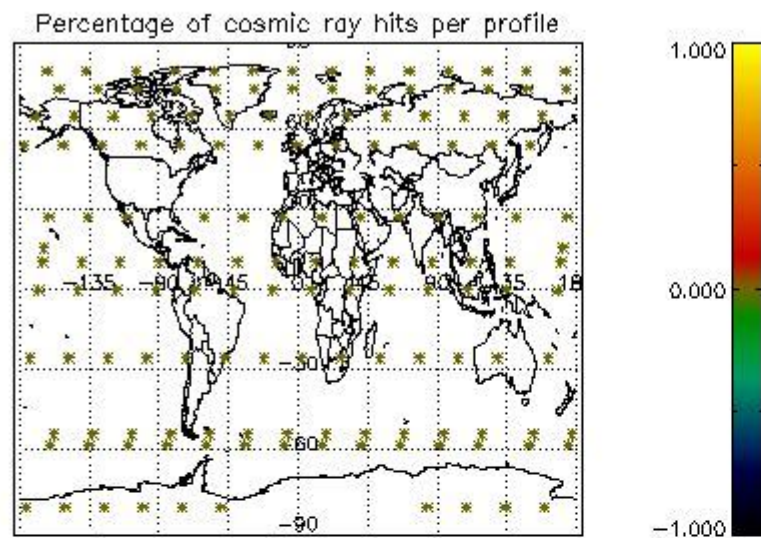
Percentage of star falling outside central band per profile



Percentage of saturation errors per profile



4.2.2 Plot level 1 quality information per product (world map): ENVISAT DESCENDING passes



5. Trace gas profiles

5.1 Ozone statistics based on quality of products

The final quality of the products can be "measured" using the STD (Standard Deviation) attached to every point profile. This information is written to the parameter GOM_NL__2P/NL_LOCAL_SPECIES_DENSITY/o3_std of the level 2 products. The table below shows the statistics for given STD ranges.

The statistics are given with respect to the overall valid production:

- Products without fatal errors: GOM_NL__2P/MPH/PRODUCT_ERR=0
- Valid point profile: GOM_NL__2P/NL_LOCAL_SPECIES_DENSITY/pcd(0)=0

The 'Criteria' is applied to valid points of dark limb products:

- Products in dark limb illumination condition: GOM_NL__2P/NL_SUMMARY_QUALITY/obs_ill_cond=0
- Products without fatal errors: GOM_NL__2P/MPH/PRODUCT_ERR=0
- Valid point profile: GOM_NL__2P/NL_LOCAL_SPECIES_DENSITY/pcd(0)=0

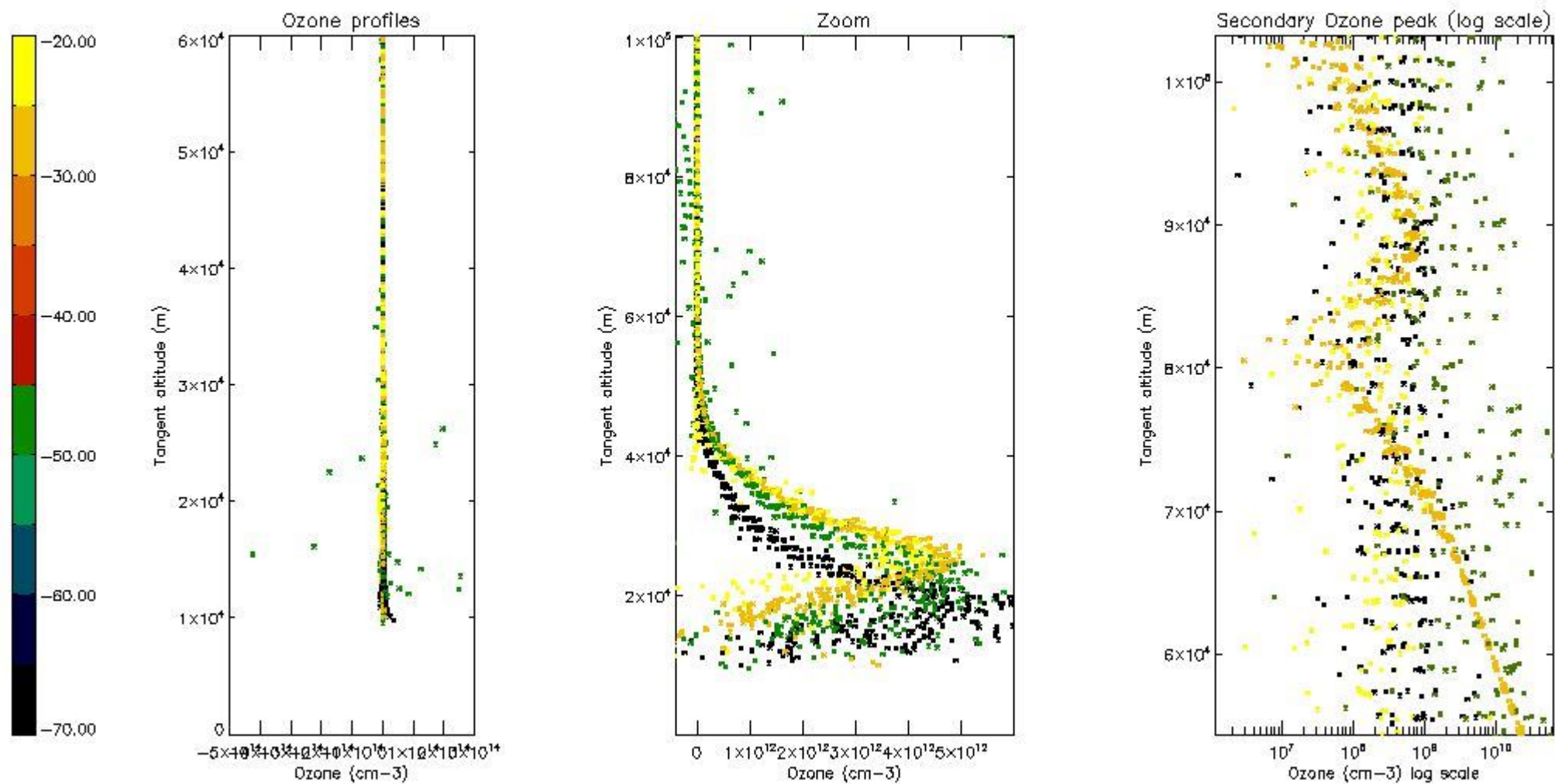
So, the table below shows the percentage of dark limb and valid observations for each criteria with respect to the overall valid daily observations.

Criteria	% of total production
All STD	21
STD < 20	8

STD < 10	5
STD < 5	3

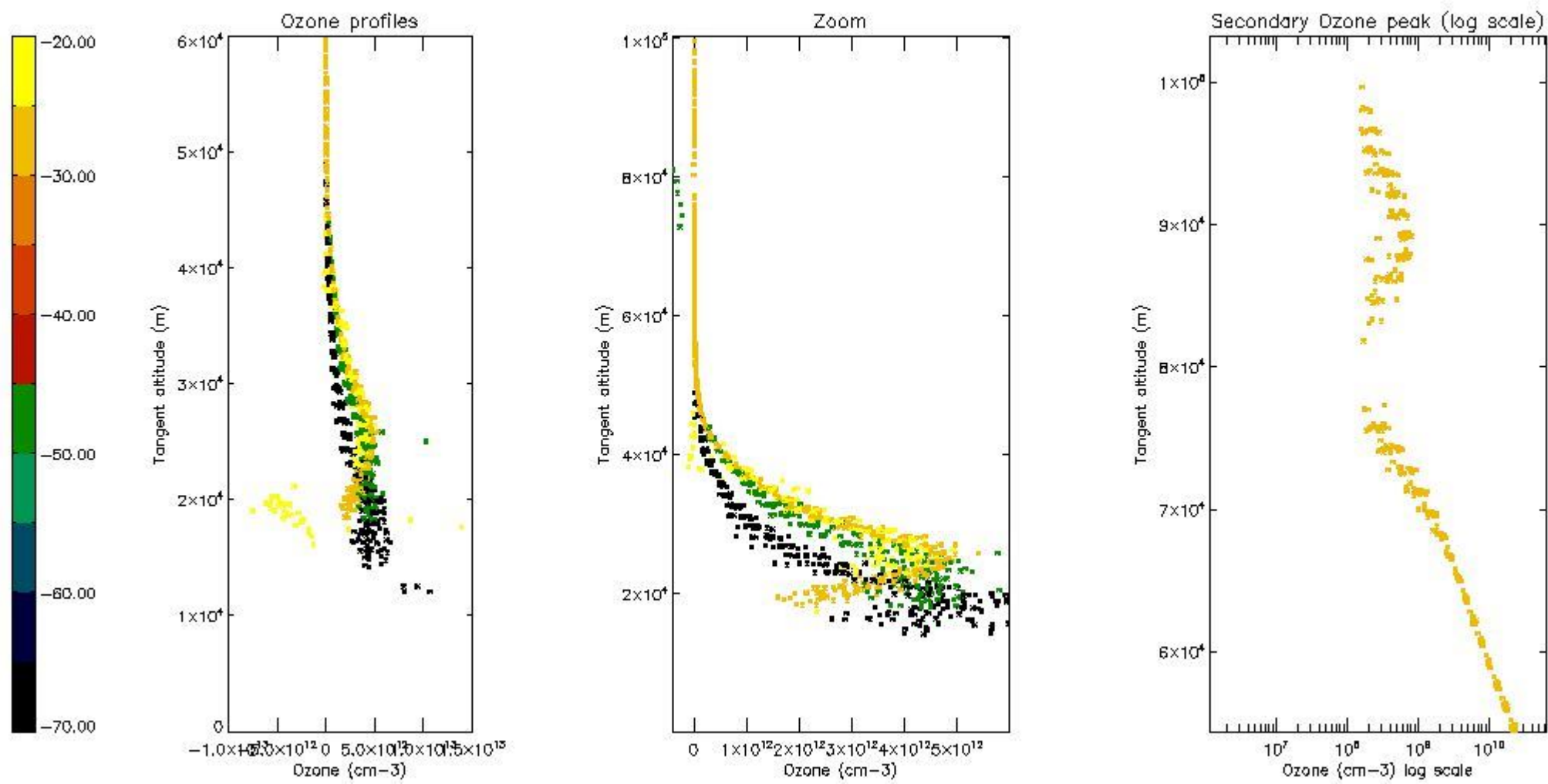
5.2 Plot ozone profiles for all STD (dark without errors)

The colorbar represents the latitude.



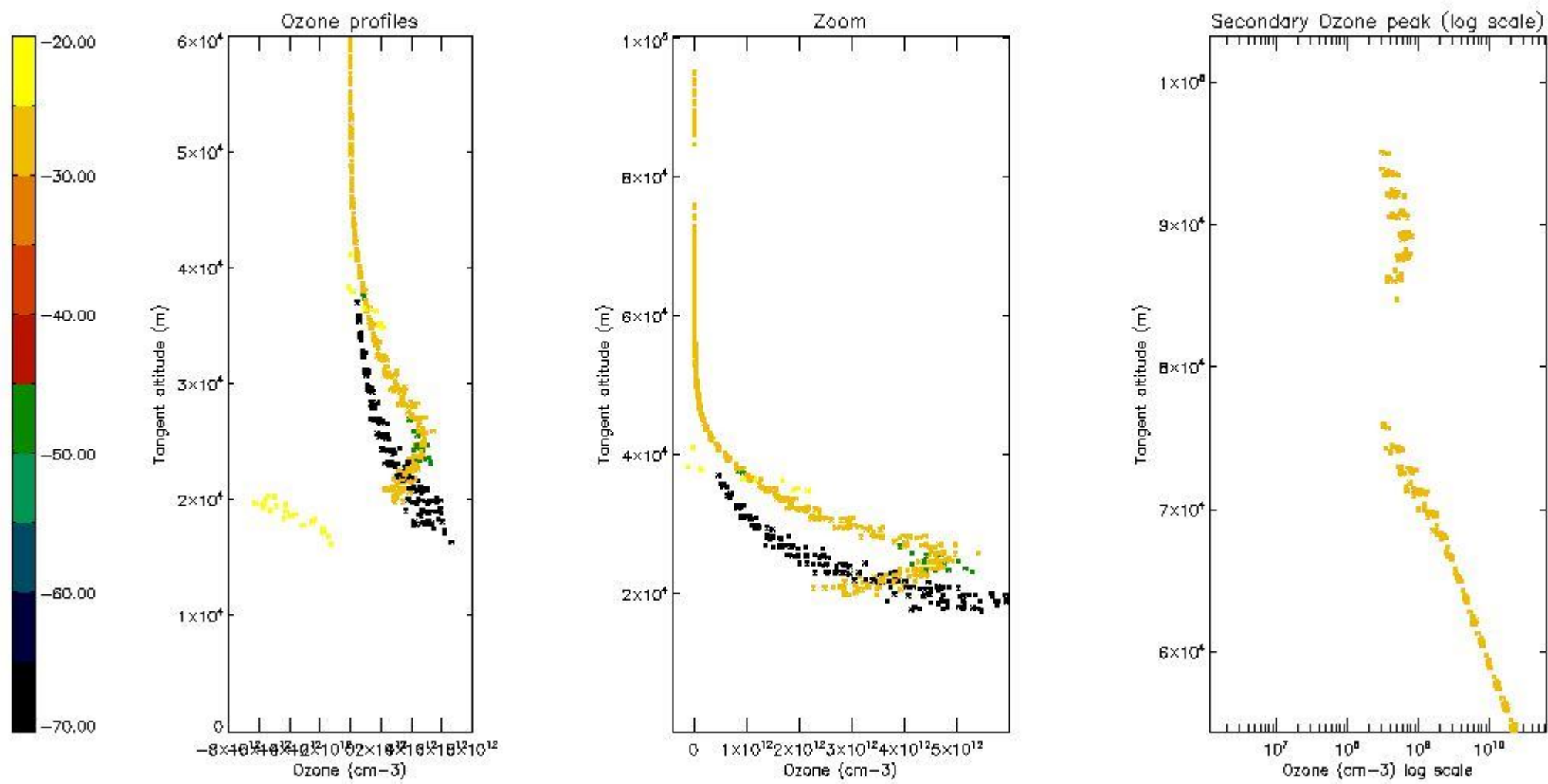
5.3 Plot ozone profiles where STD < 20% (dark without errors)

The colorbar represents the latitude.



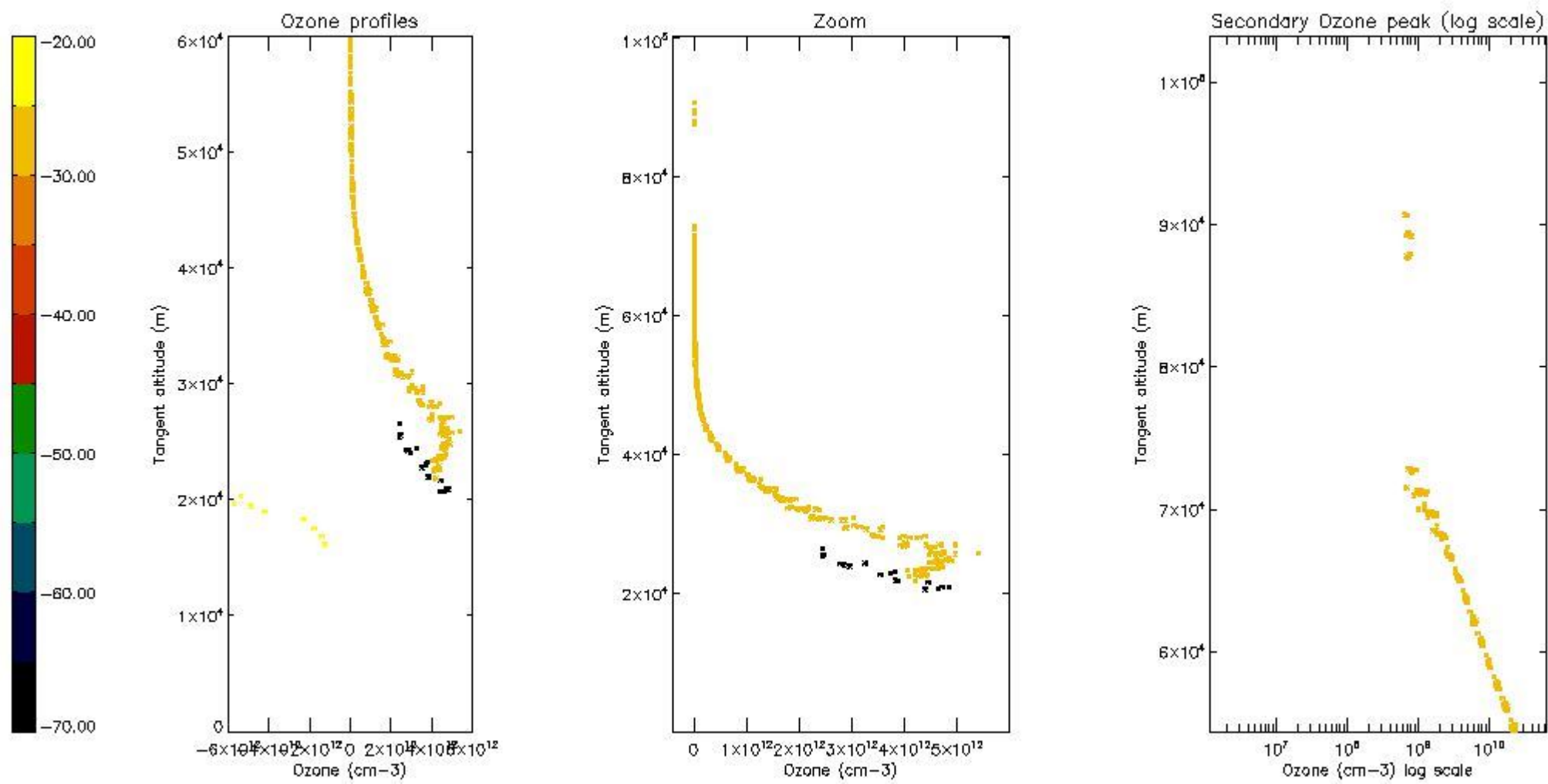
5.4 Plot ozone profiles where STD < 10% (dark without errors)

The colorbar represents the latitude.



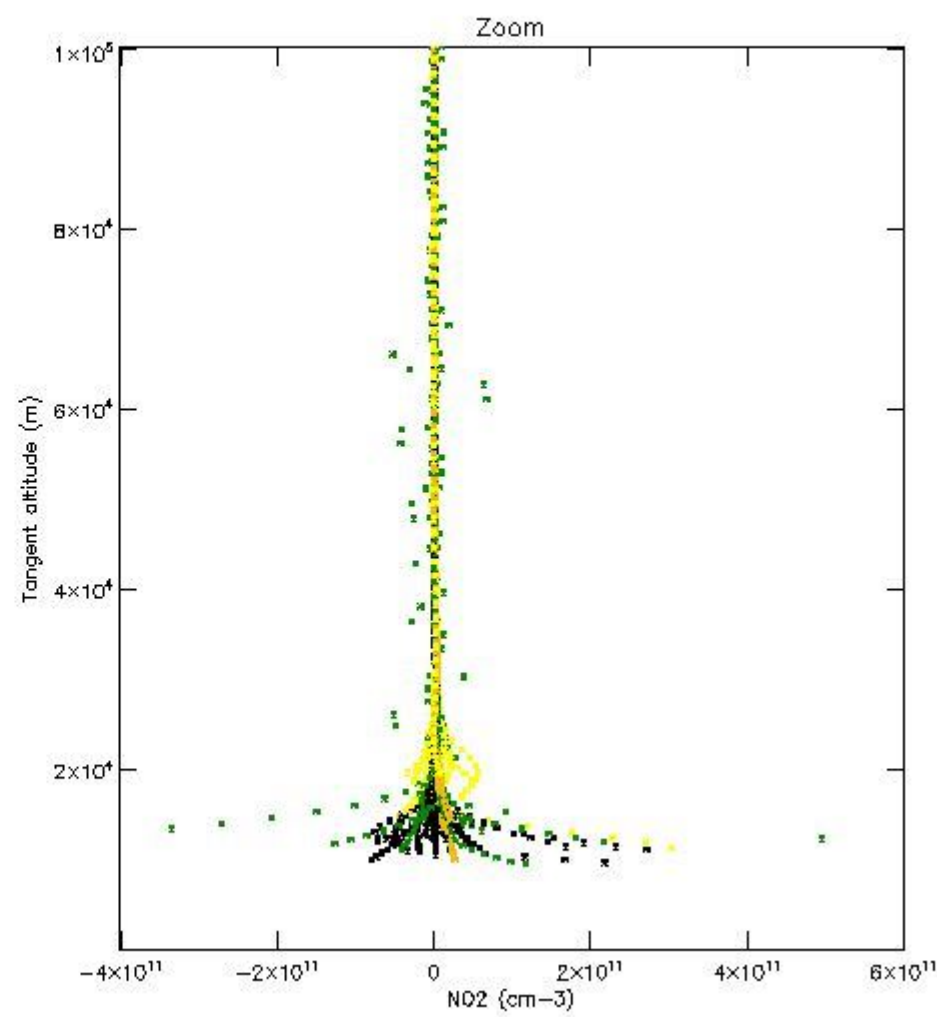
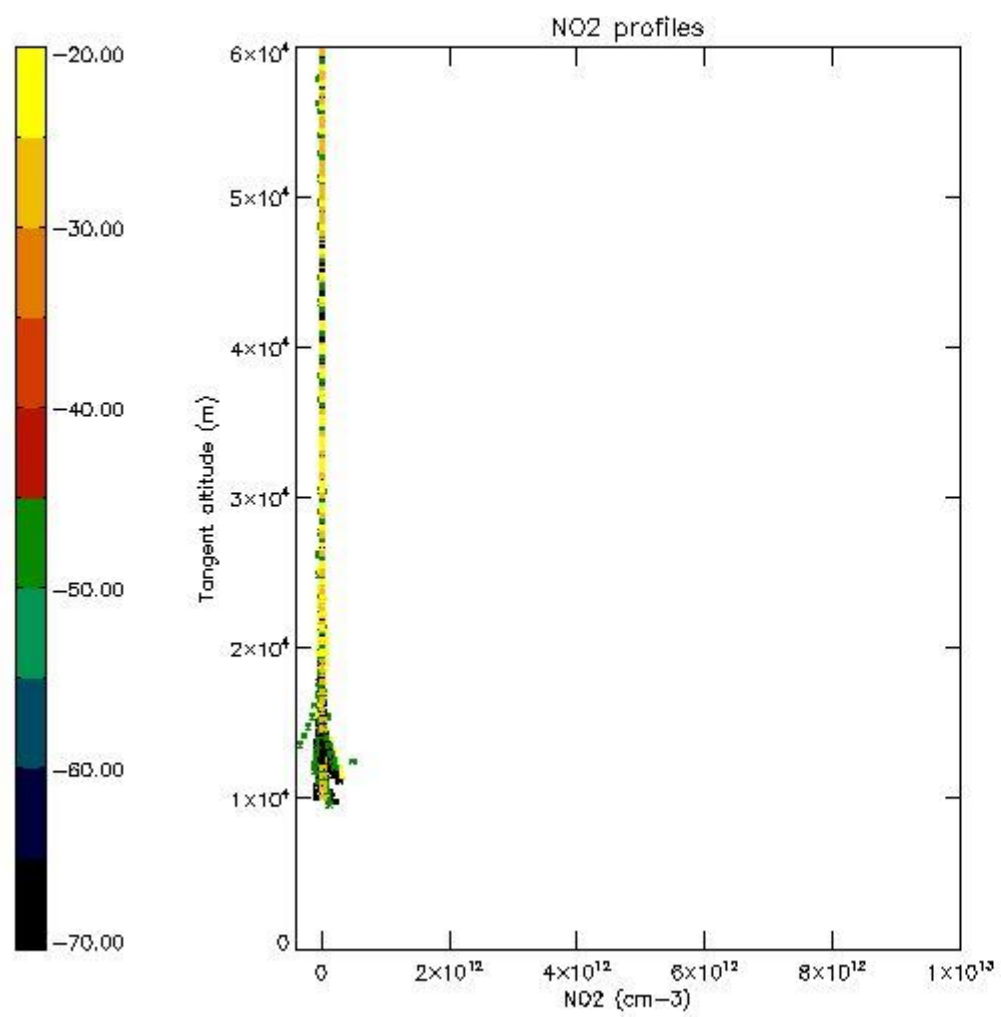
5.5 Plot ozone profiles where STD < 5% (dark without errors)

The colorbar represents the latitude.



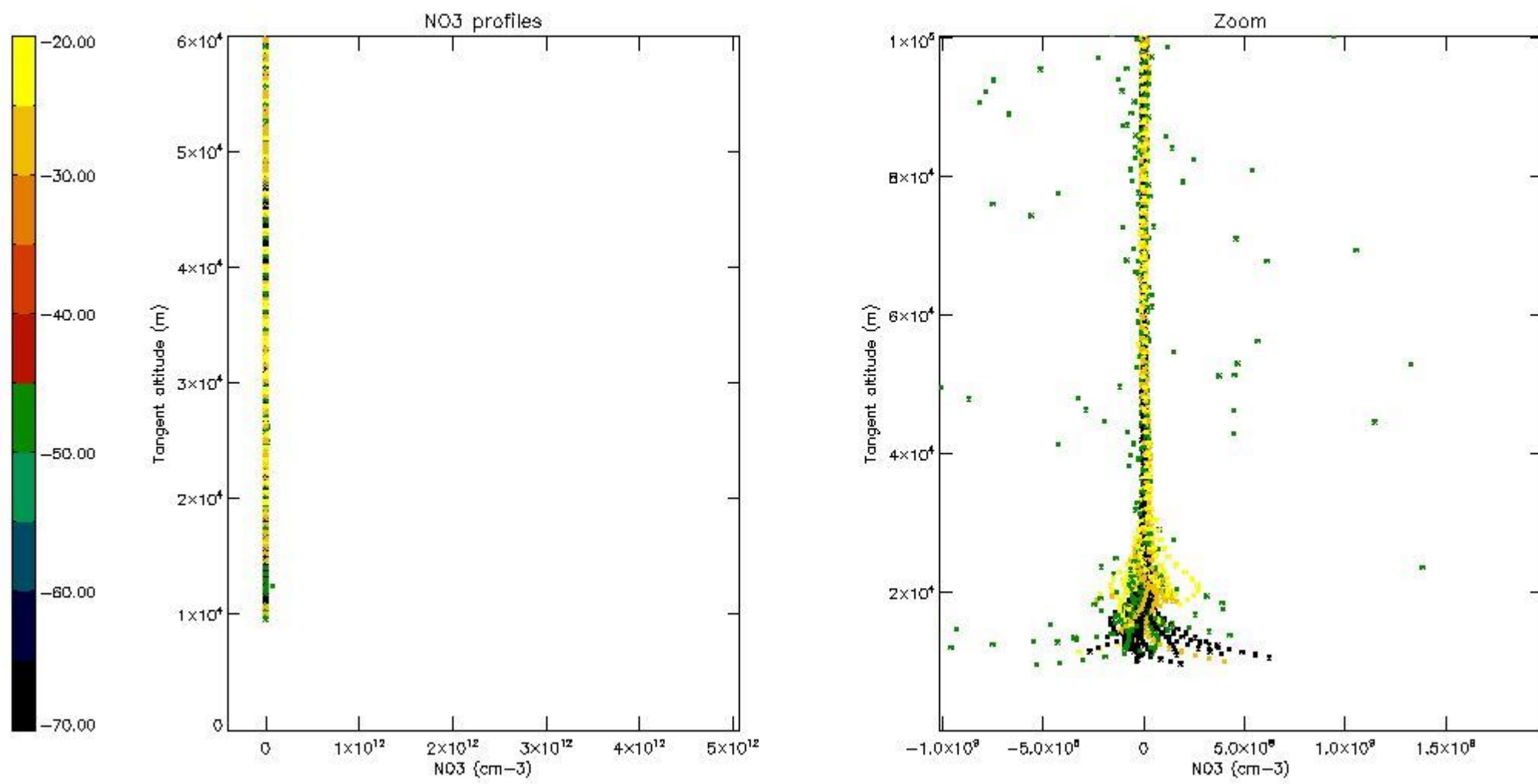
5.6 Plot NO₂ profiles for all STD (dark without errors)

The colorbar represents the latitude.



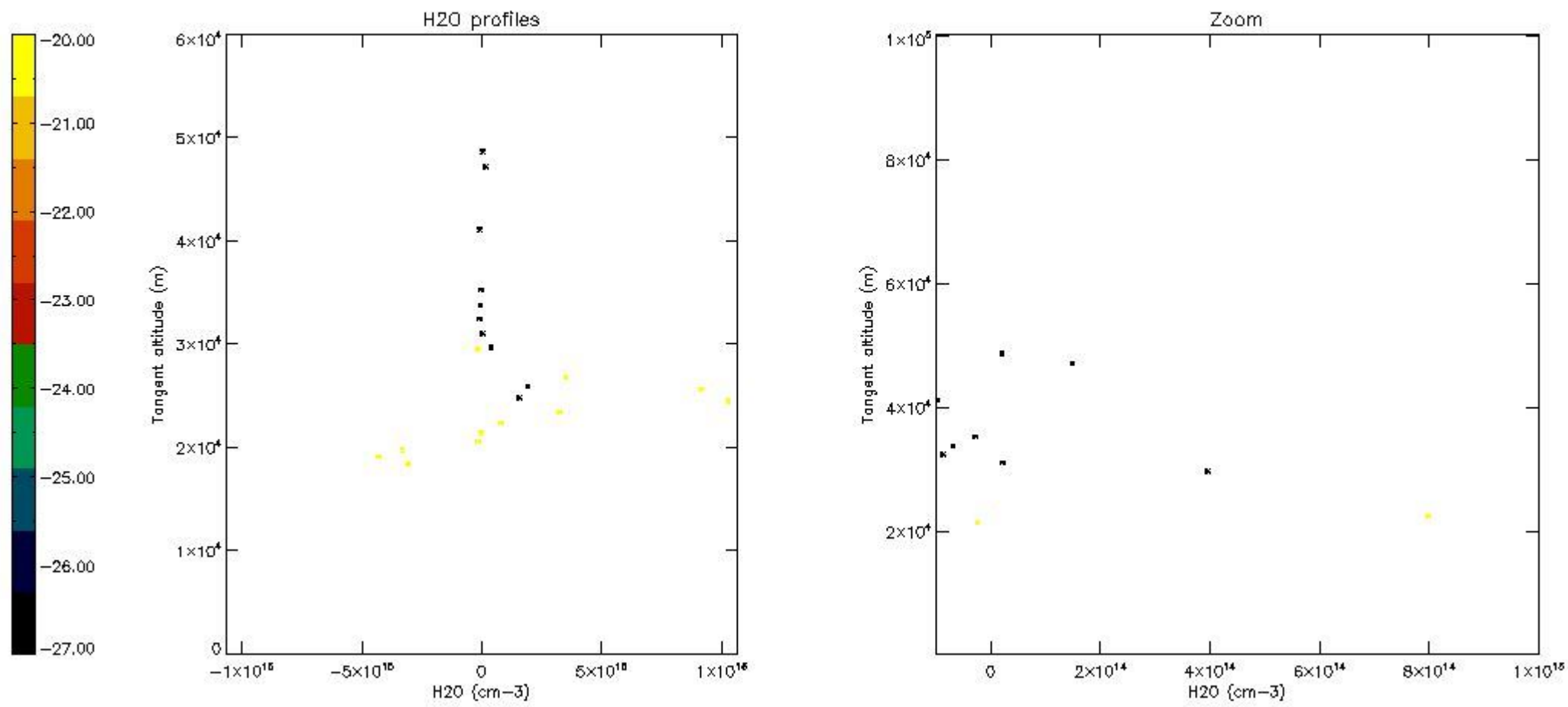
5.7 Plot NO3 profiles for all STD (dark without errors)

The colorbar represents the latitude.



5.8 Plot H2O profiles for all STD (only for occultations of stars 1,2,3,4,13,14,16,26,63 dark without errors)

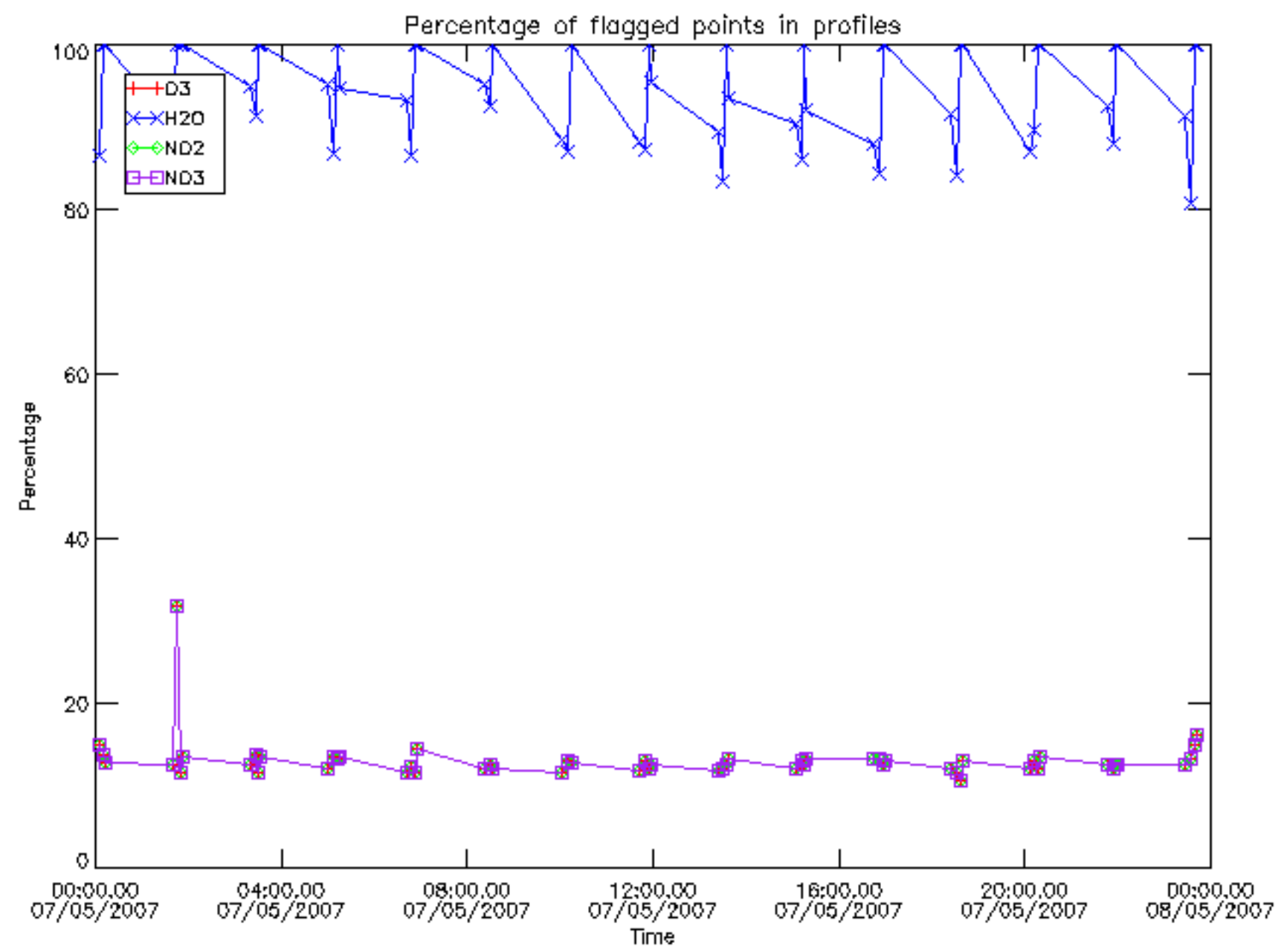
The colorbar represents the latitude.



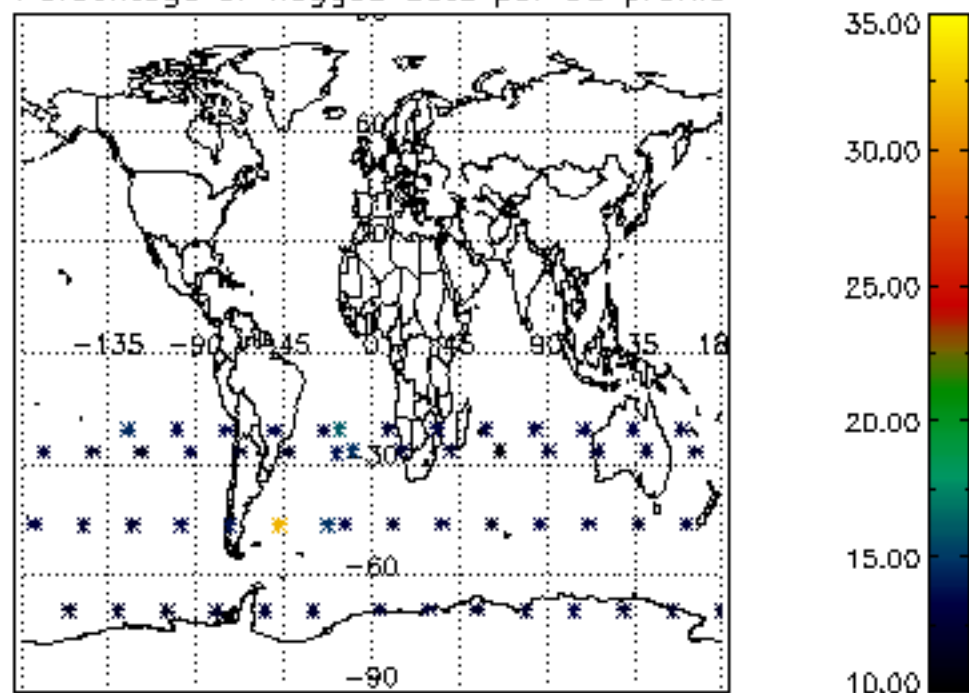
6. Auxiliary Data Files used for the production reported in section 2

The number reported in the third column indicates since which file (see list in section 2) the corresponding auxiliary file has been used. The fourth column is the date of those product files.

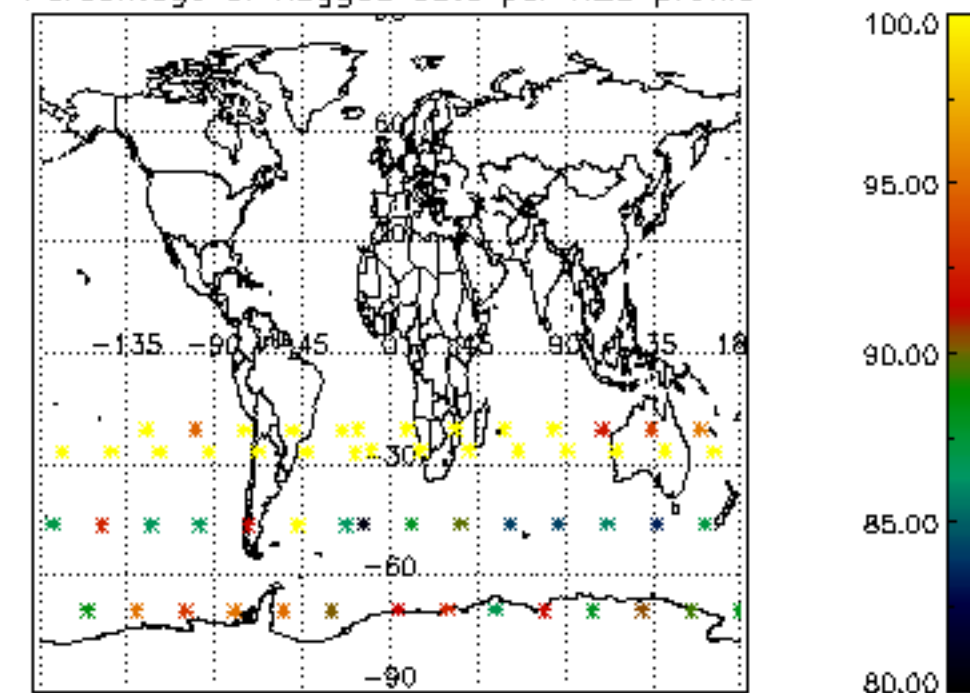
Type	Auxiliary Filename	Used since product	Used since product date
INST_PHYS_CHARACTERISTICS	GOM_INS_AXVIEC20091111_143220_20030716_120000_20500101_000000	1	07-MAY-2007 00:05:36
LEVEL-2_PROC_CONFIG	GOM_PR2_AXVIEC20091111_152718_20020301_000000_20500101_000000	1	07-MAY-2007 00:05:36
CROSS_SECTIONS_FILE	GOM_CRS_AXVIEC20091111_154832_20020301_000000_20500101_000000	1	07-MAY-2007 00:05:36



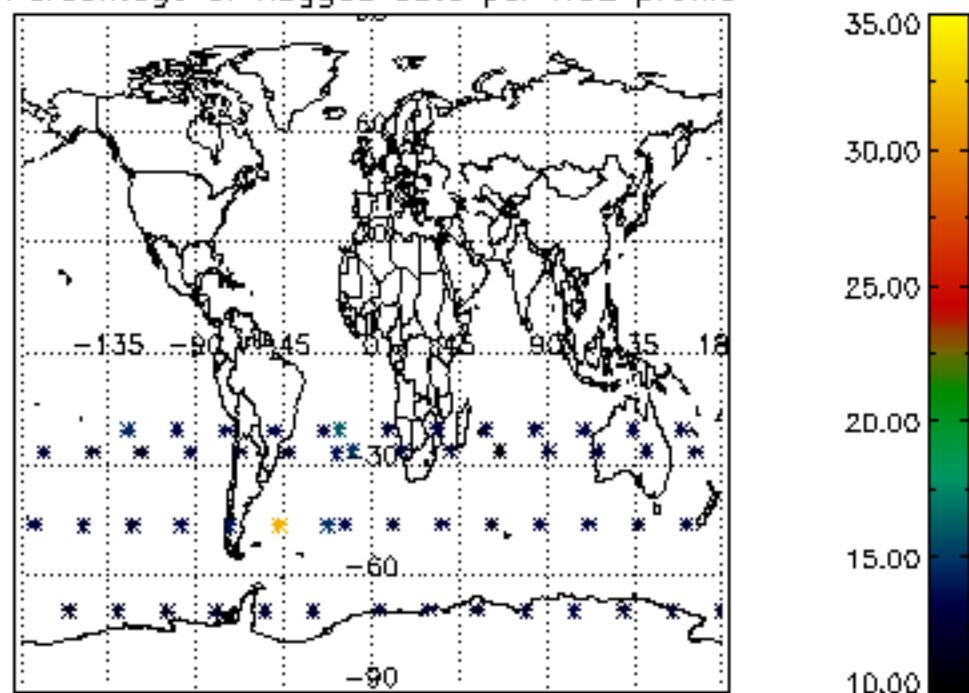
Percentage of flagged data per D3 profile



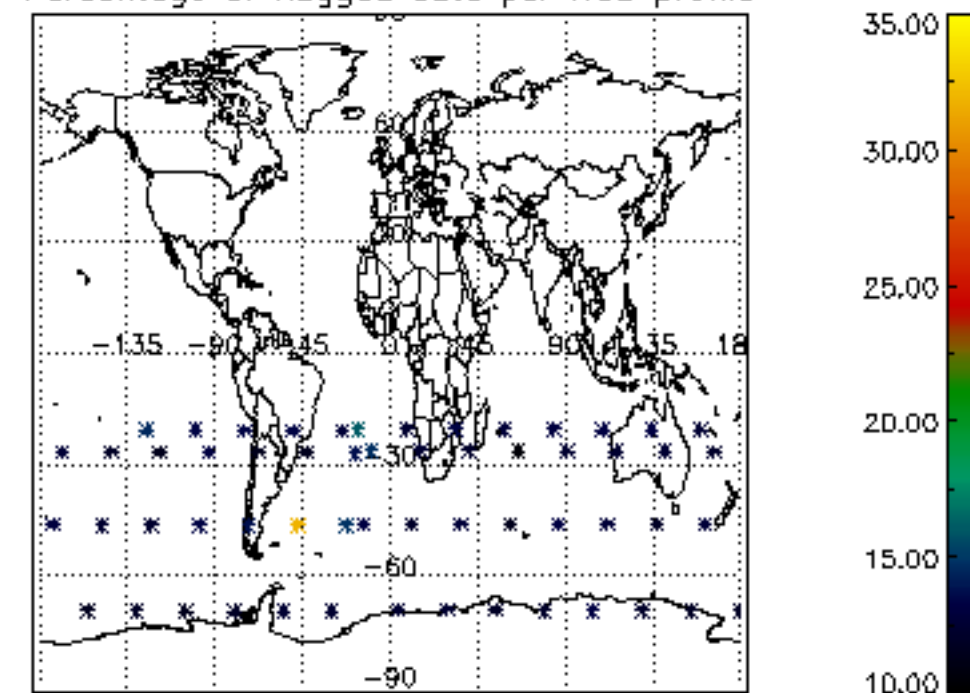
Percentage of flagged data per H2O profile

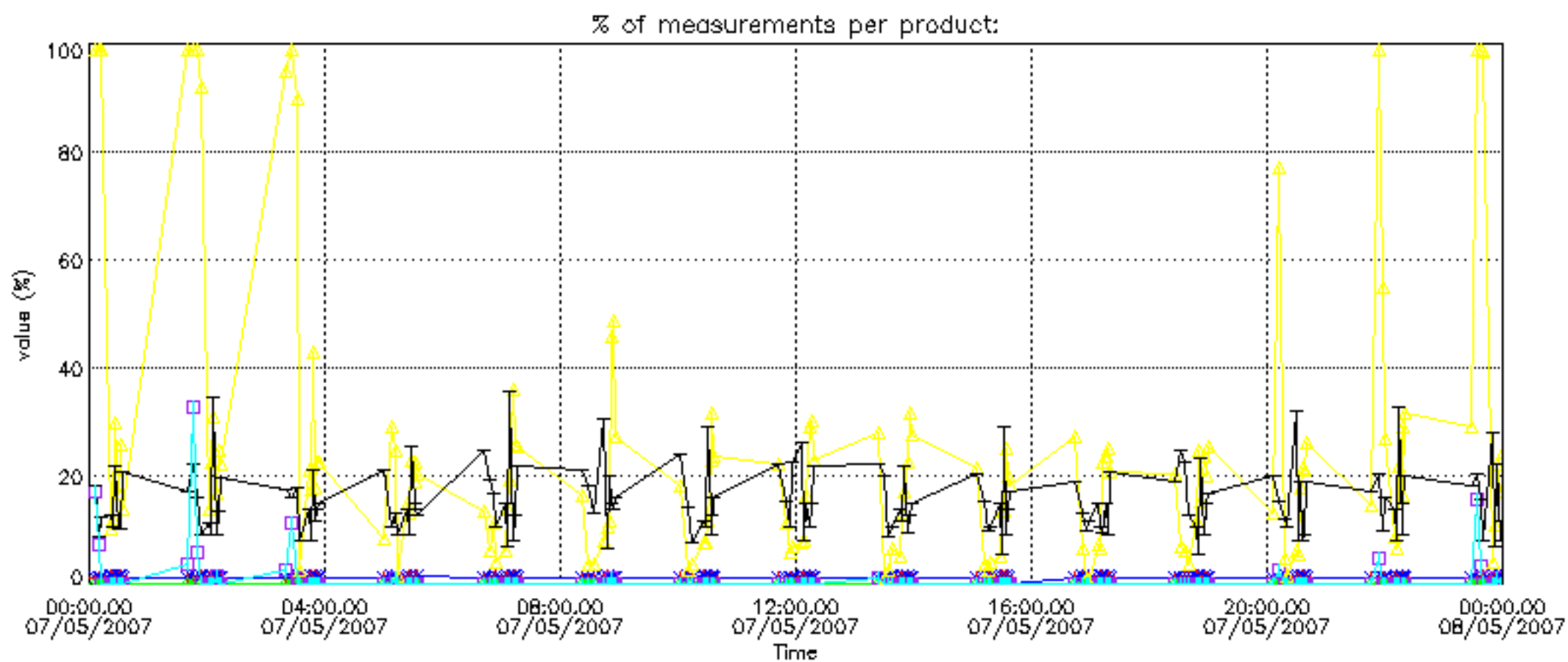


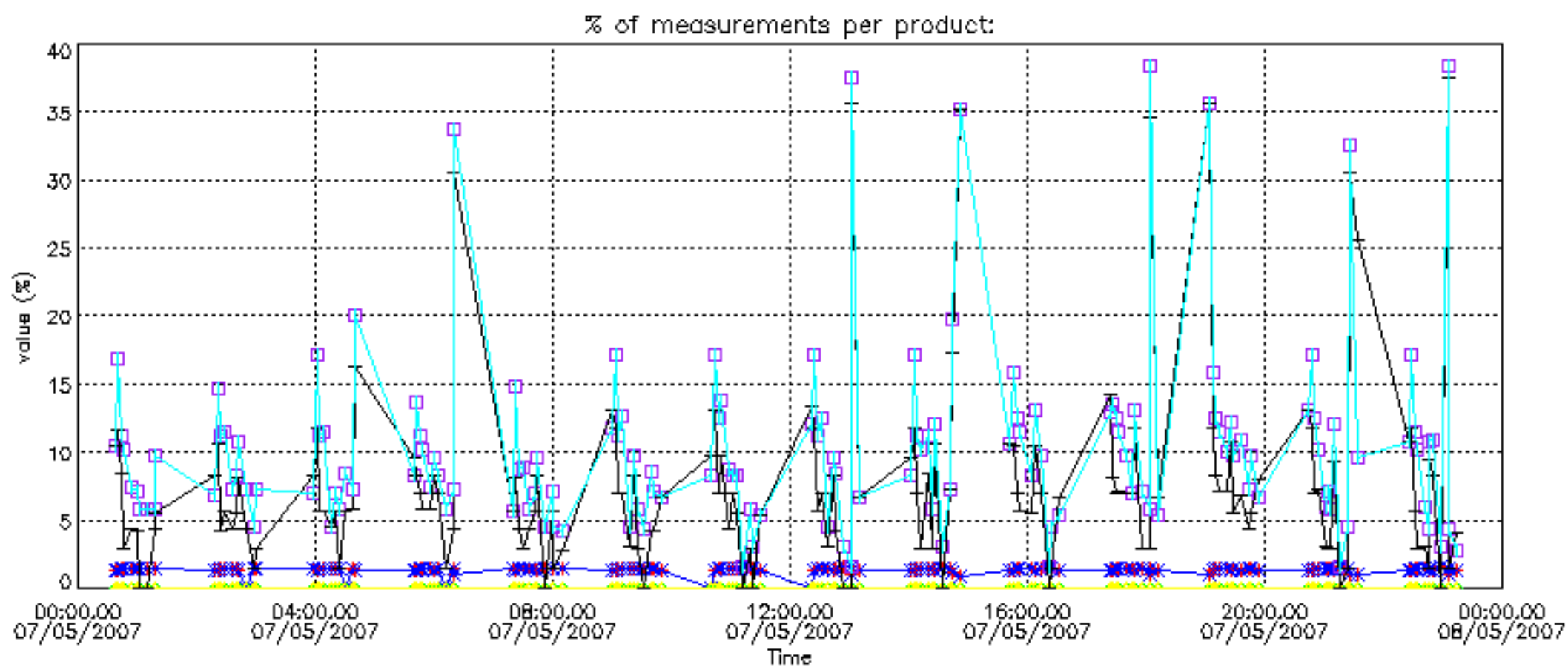
Percentage of flagged data per NO2 profile



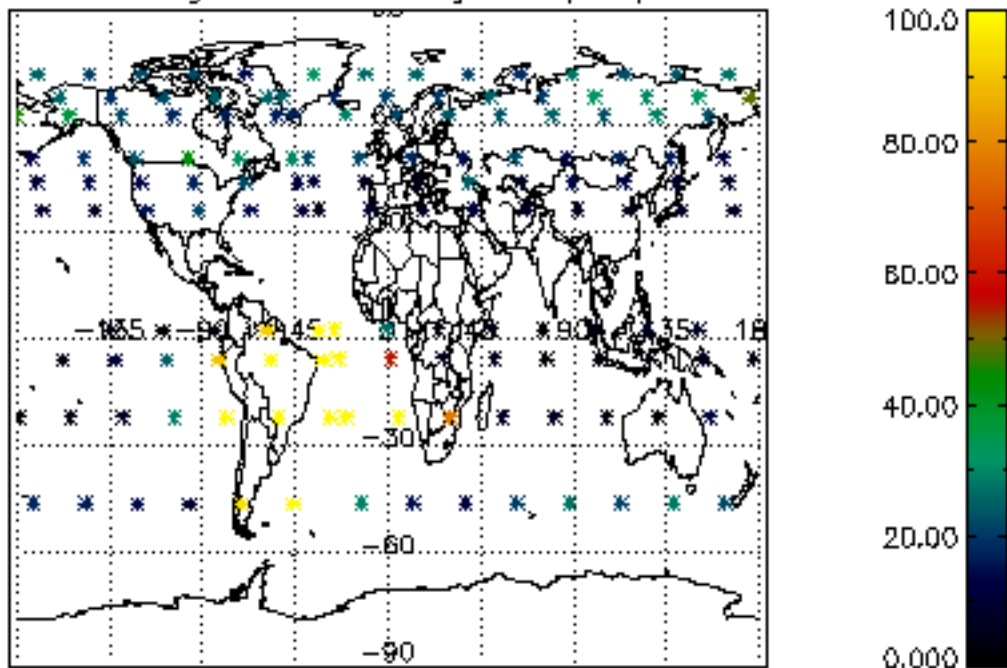
Percentage of flagged data per NO3 profile



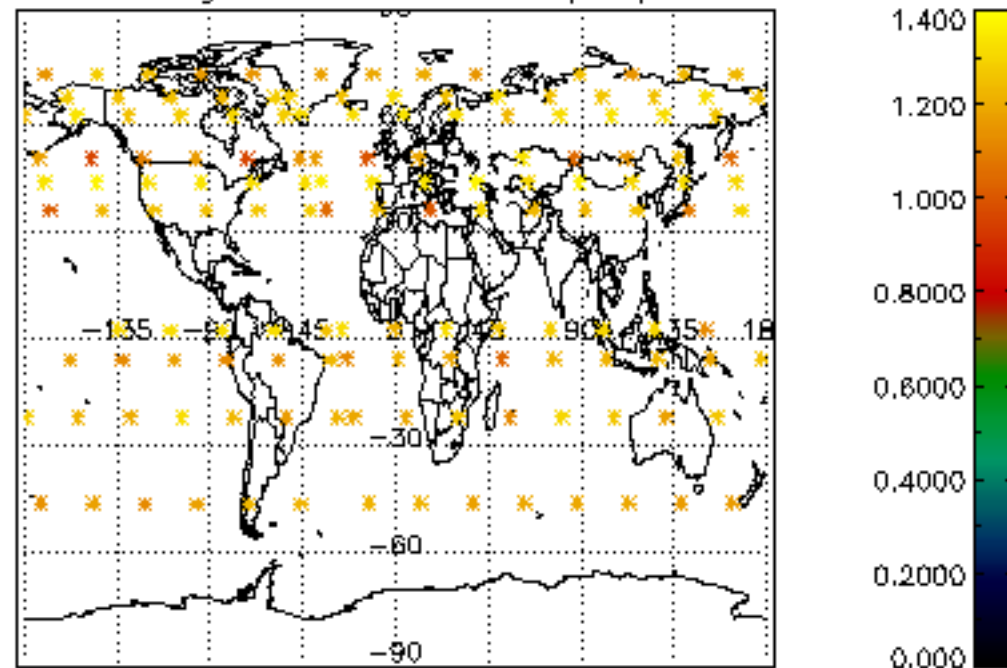




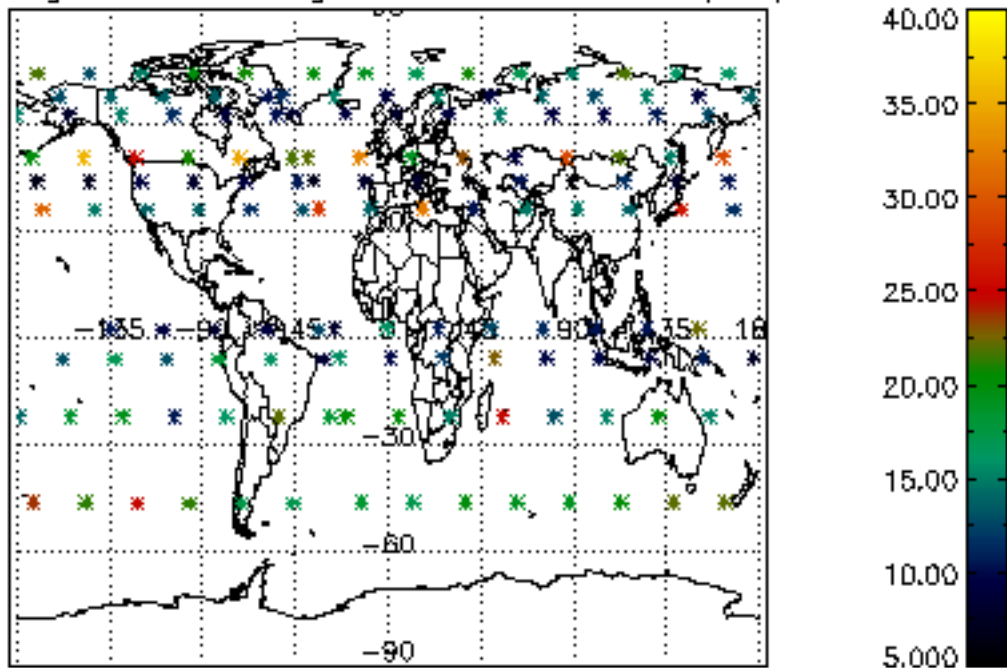
Percentage of cosmic ray hits per profile



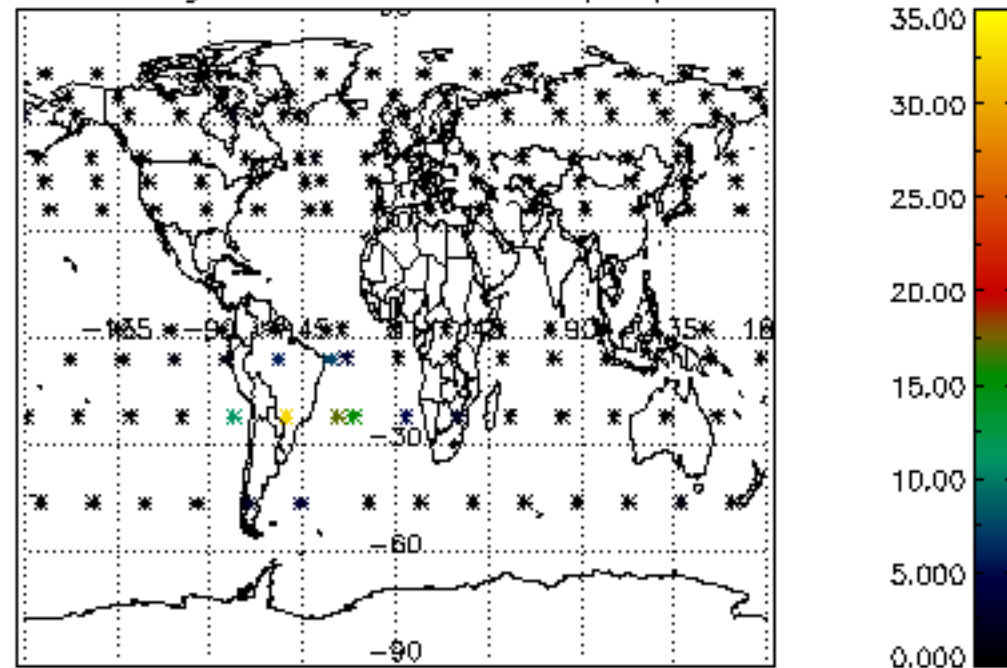
Percentage of datation errors per profile



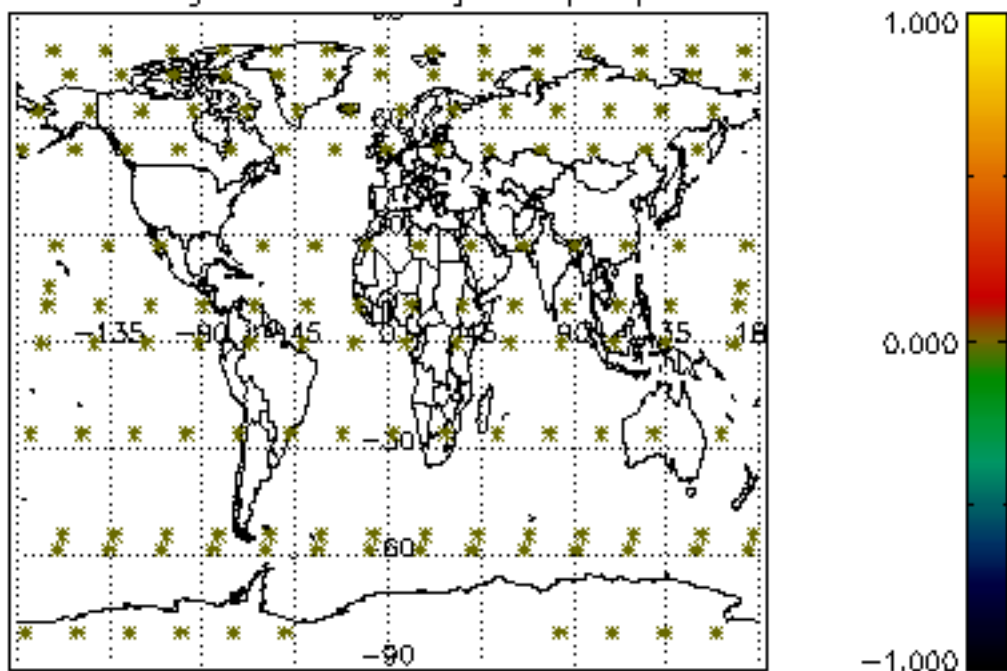
Percentage of star falling outside central band per profile



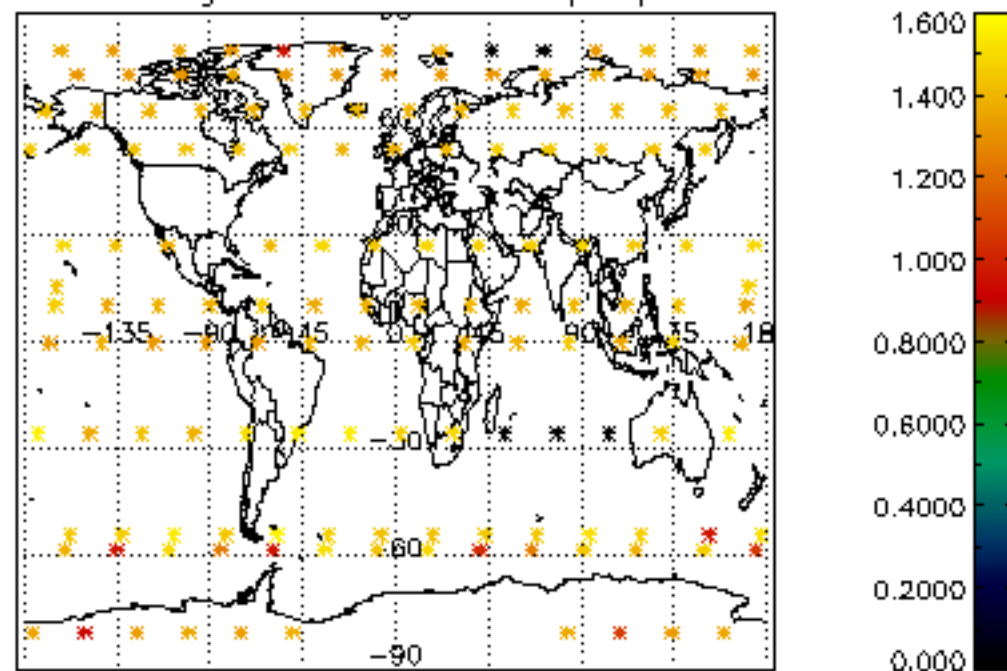
Percentage of saturation errors per profile



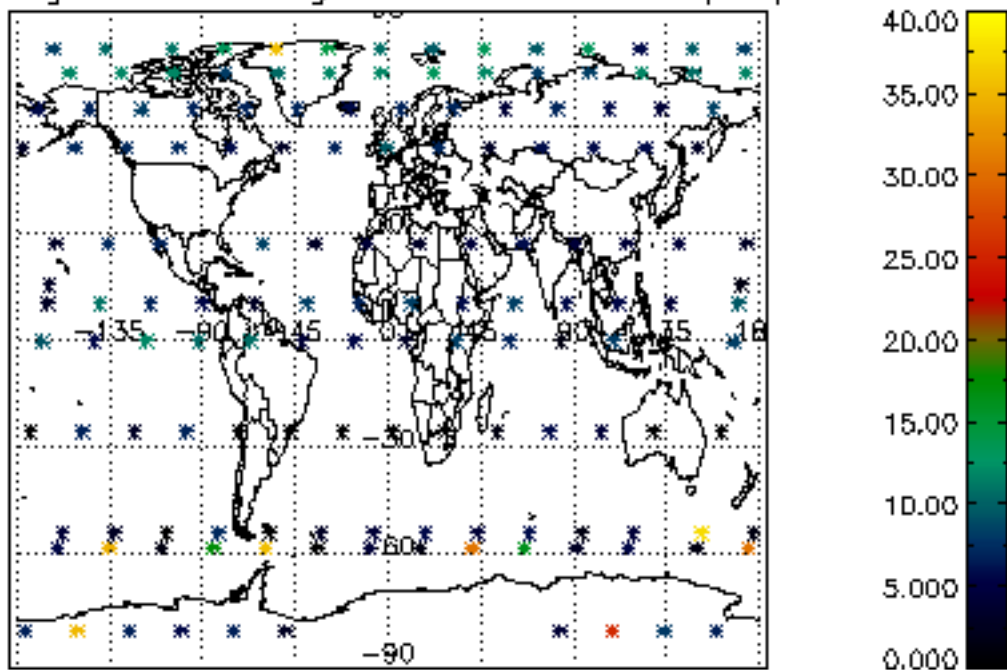
Percentage of cosmic ray hits per profile



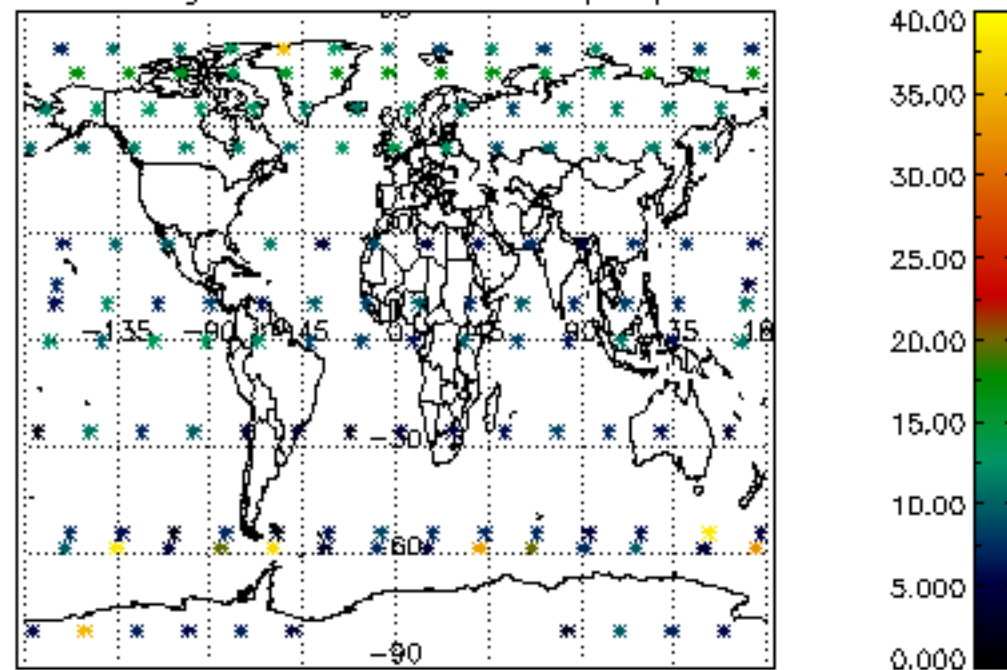
Percentage of datation errors per profile

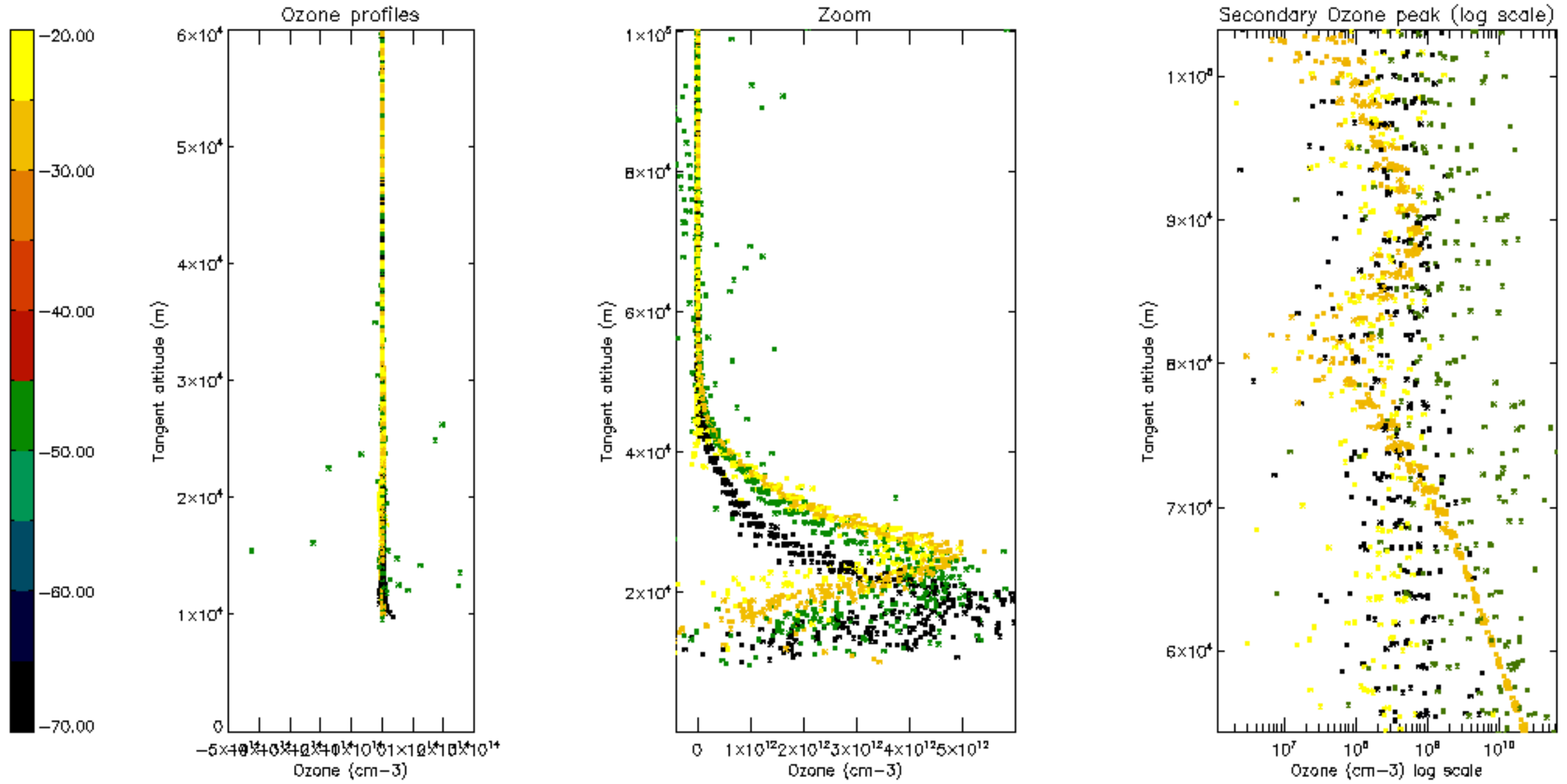


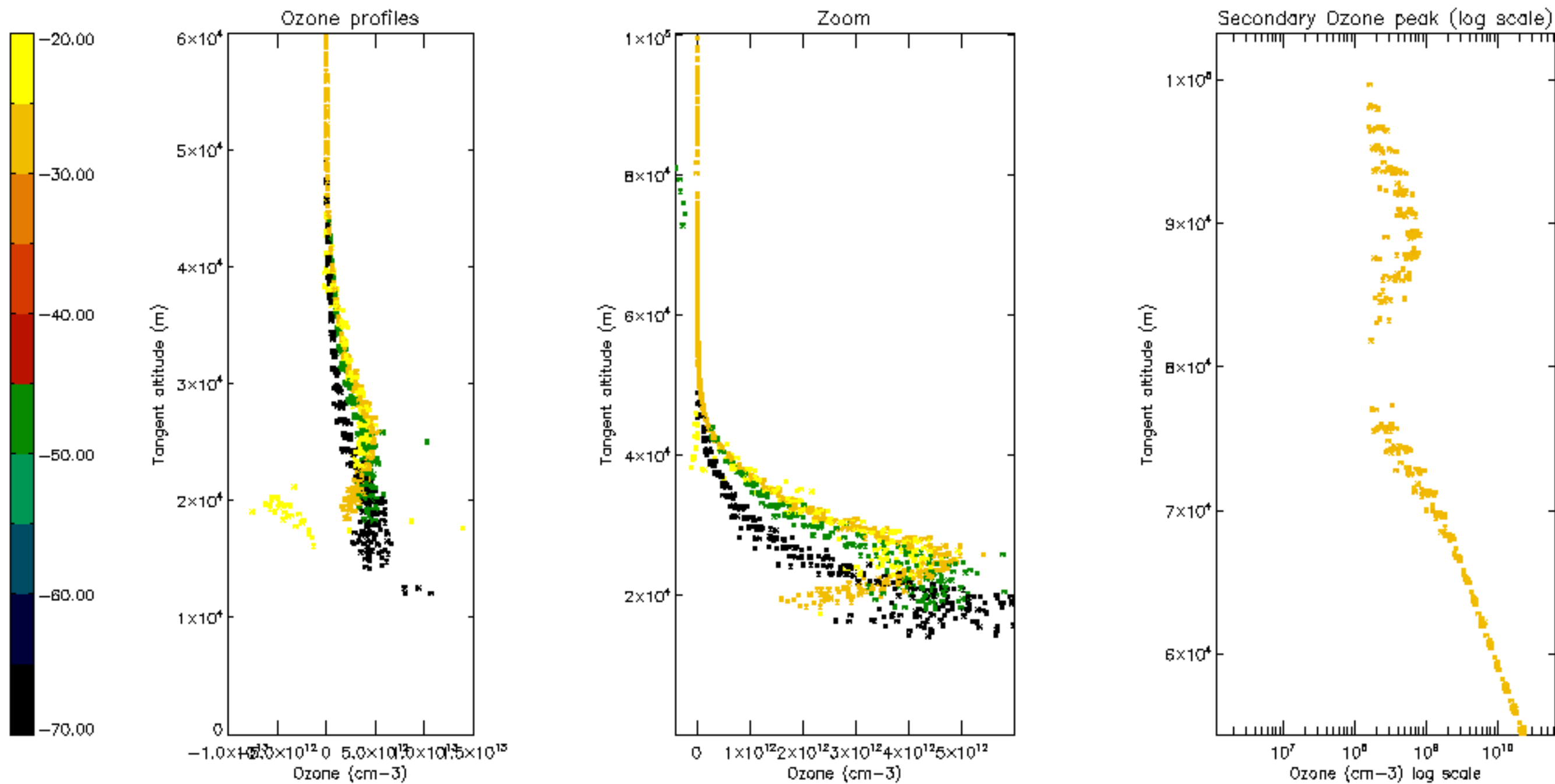
Percentage of star falling outside central band per profile

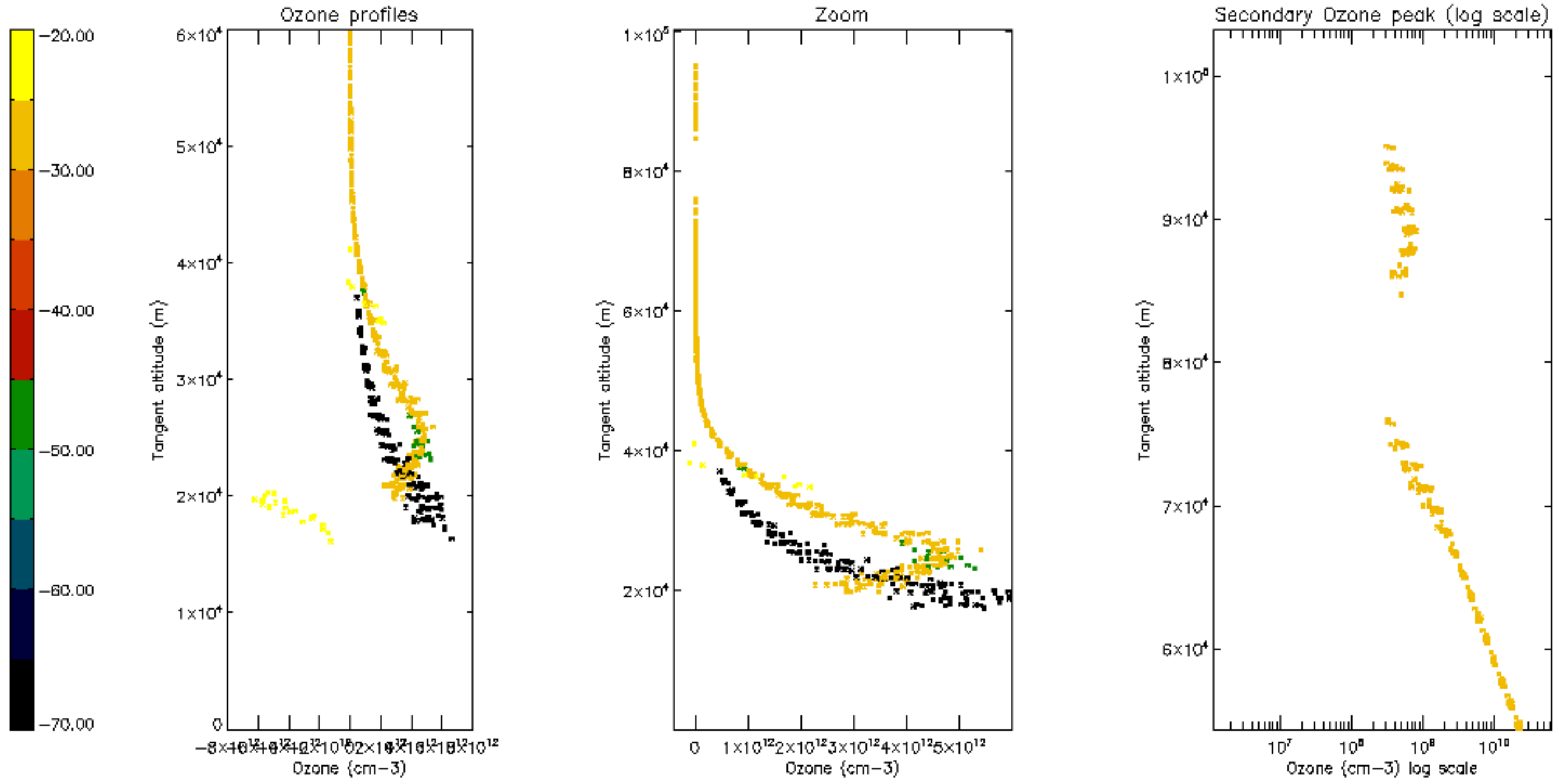


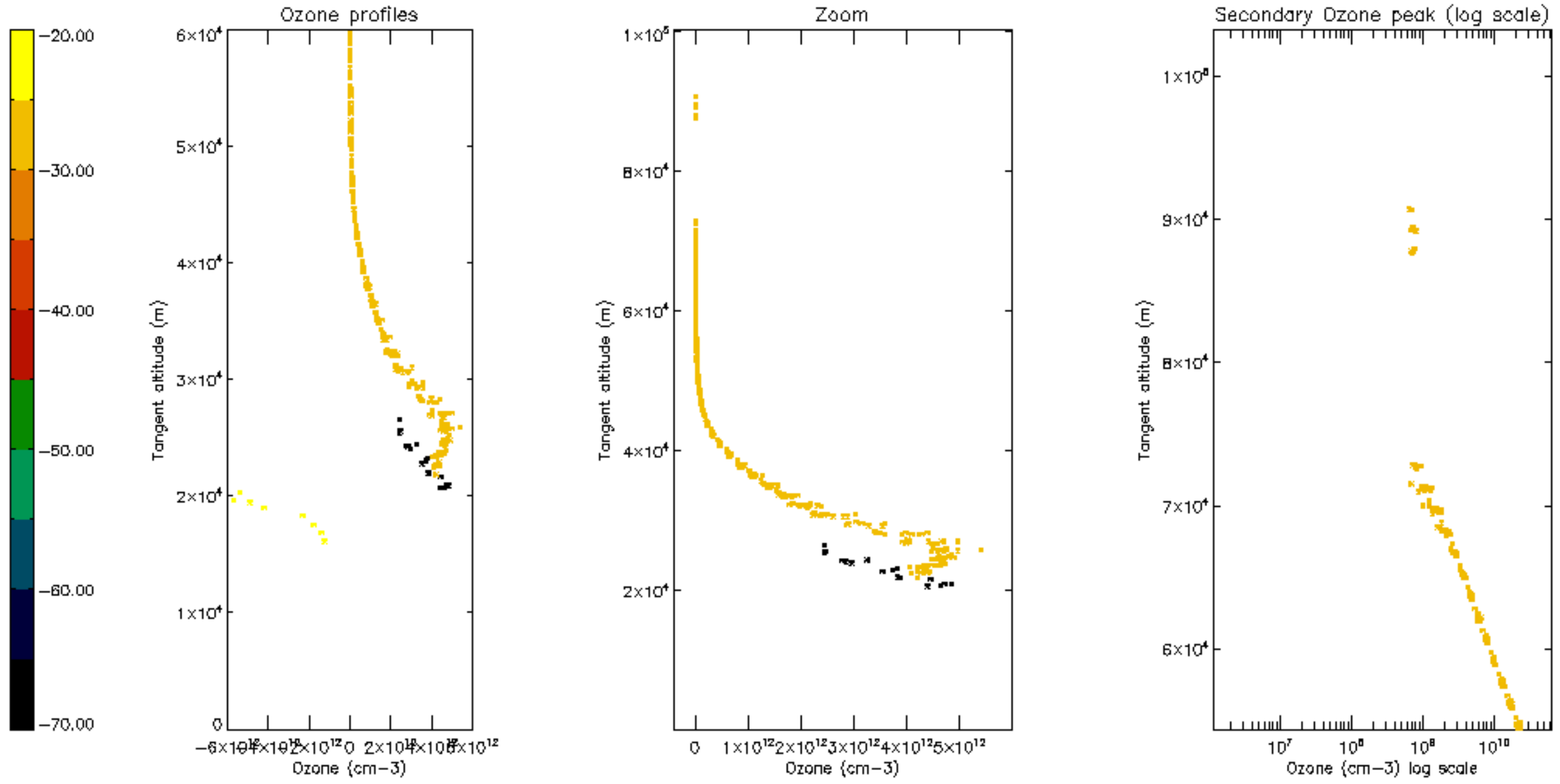
Percentage of saturation errors per profile

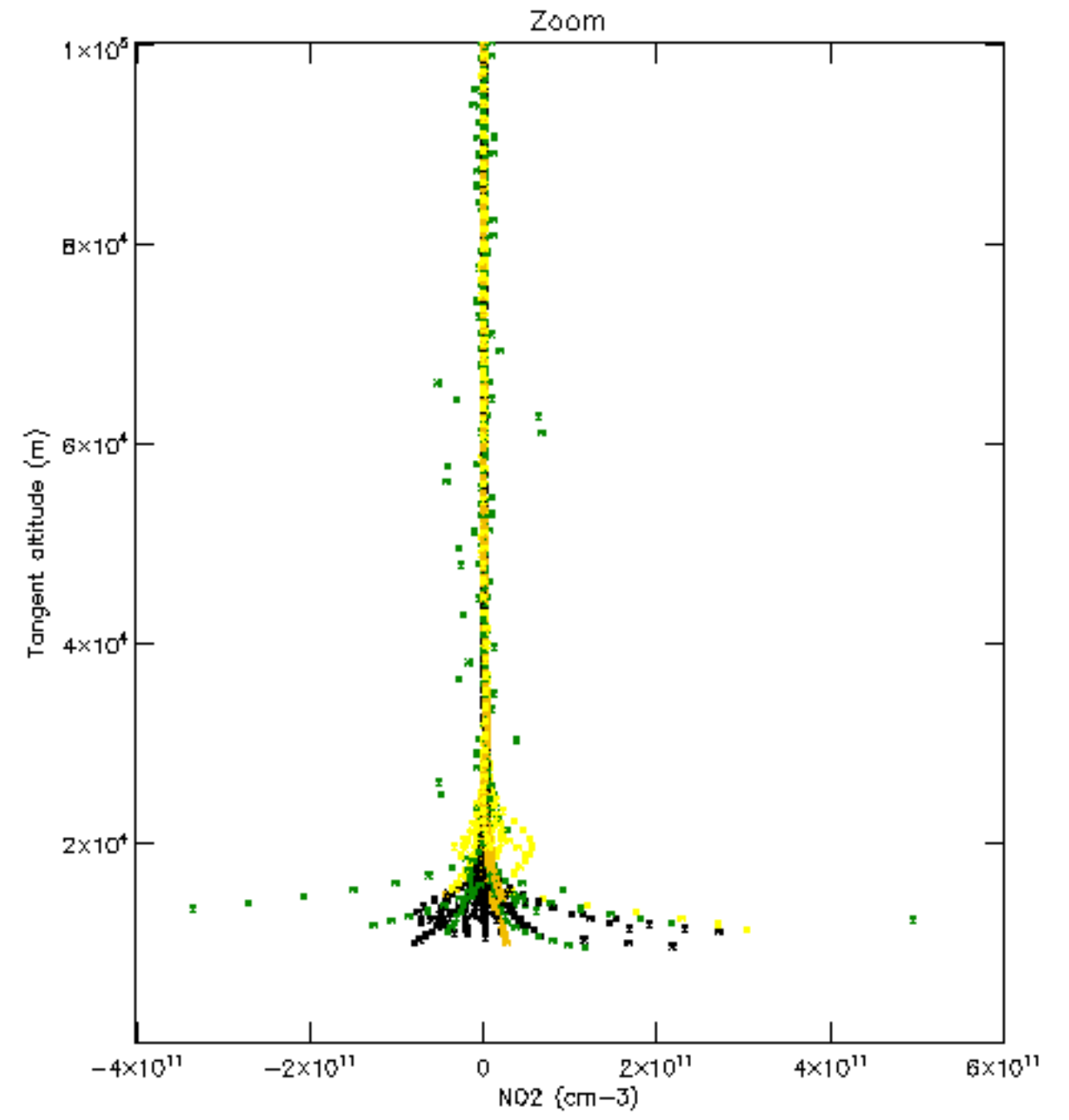
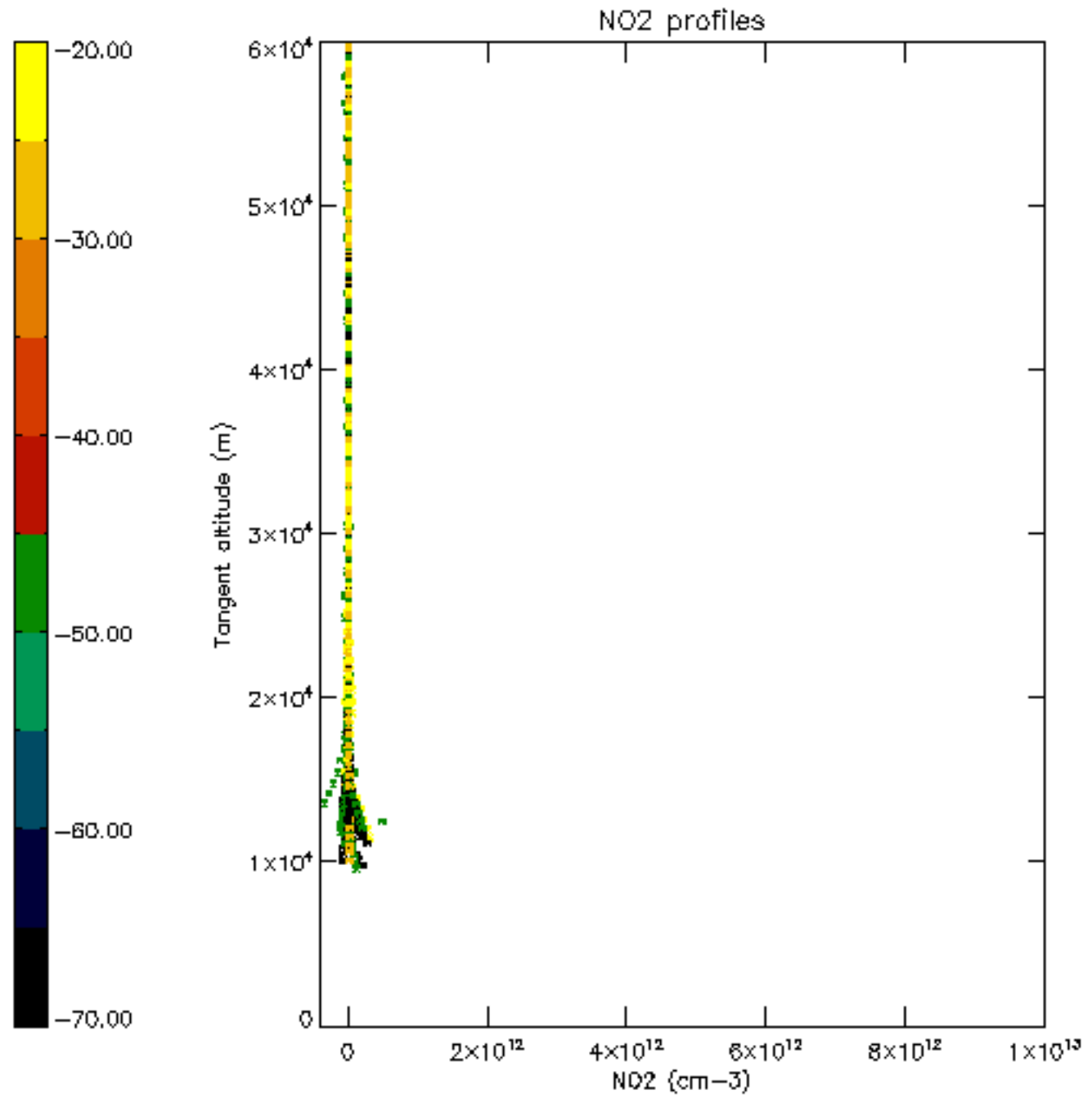


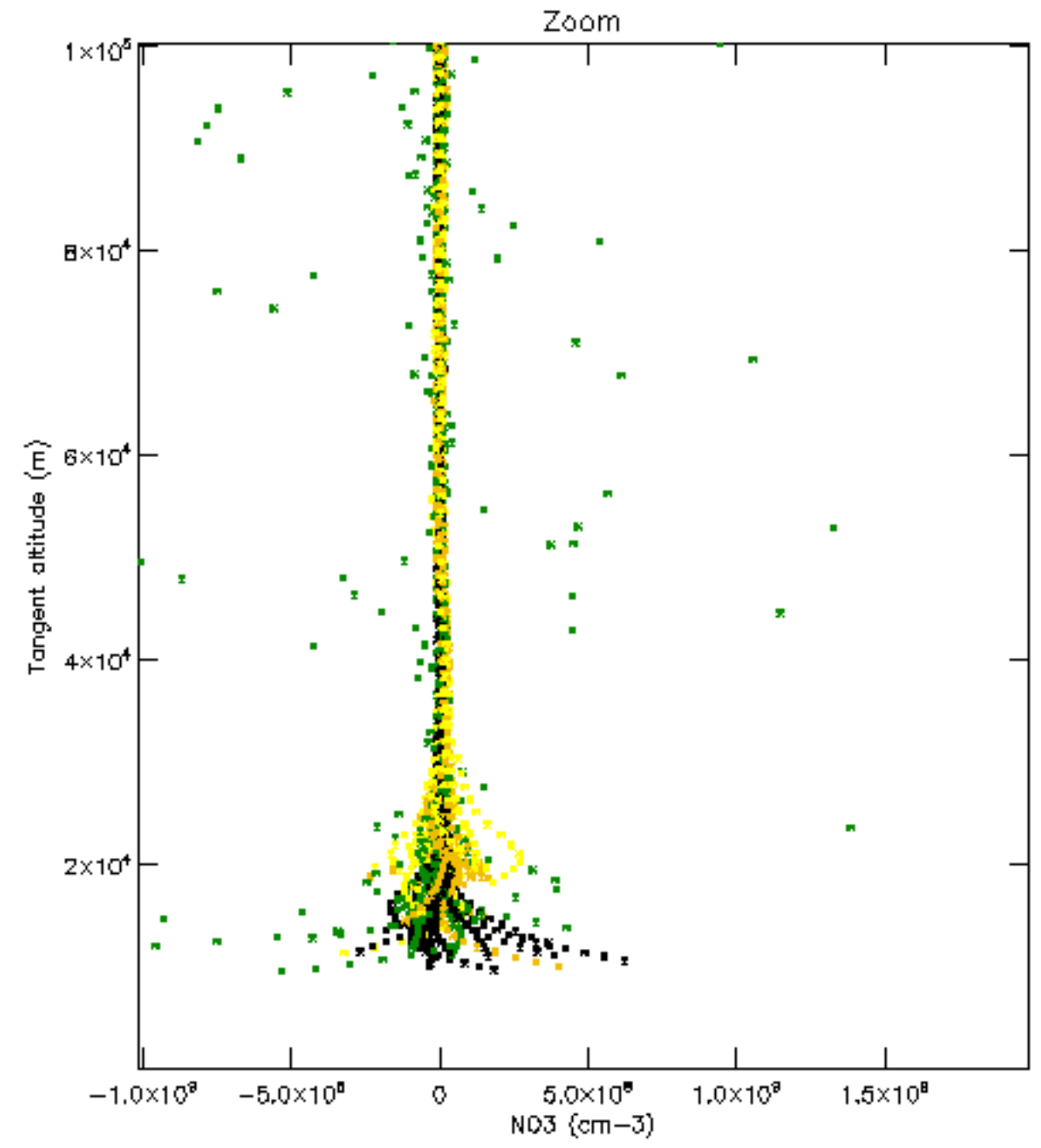
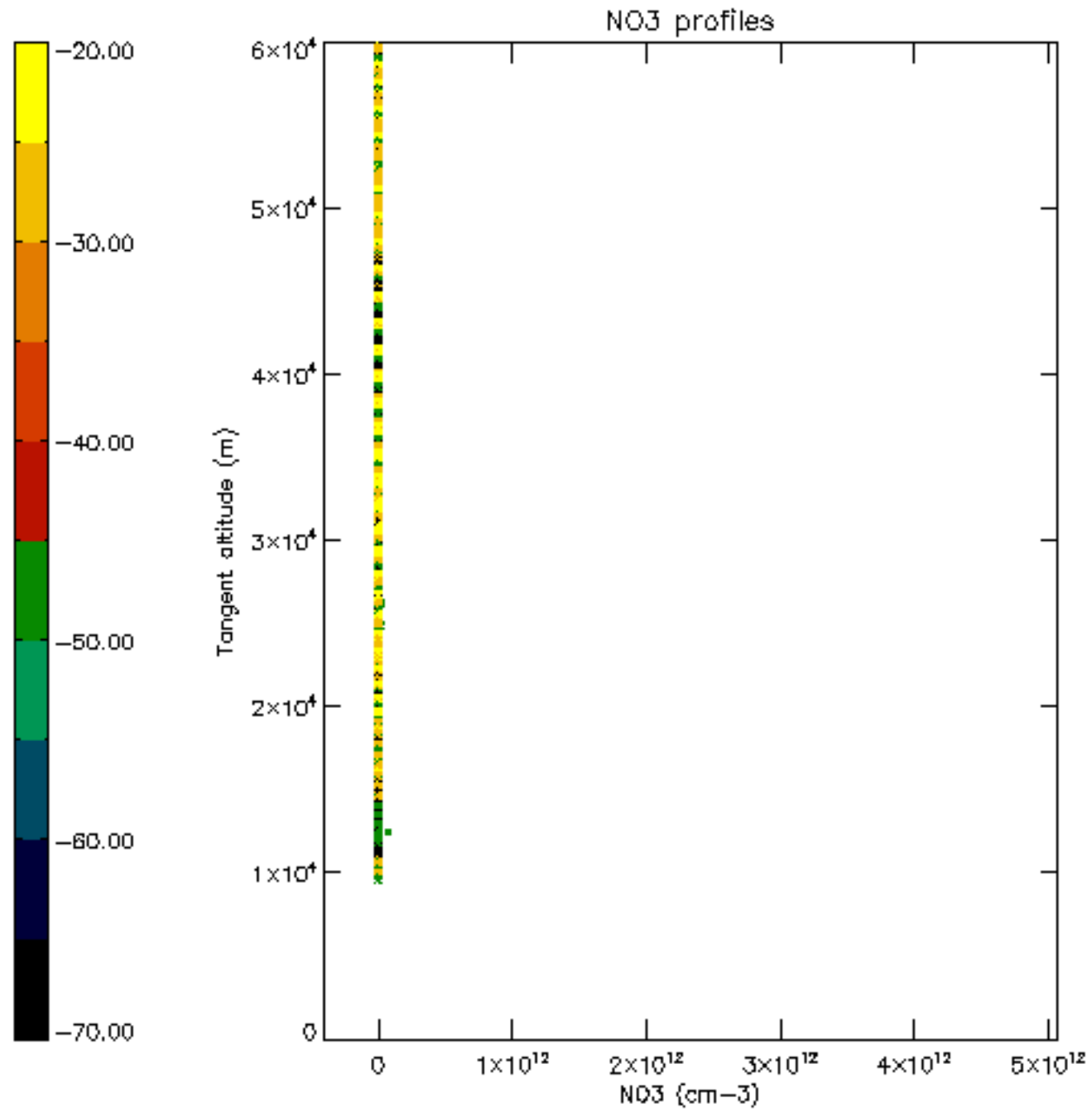


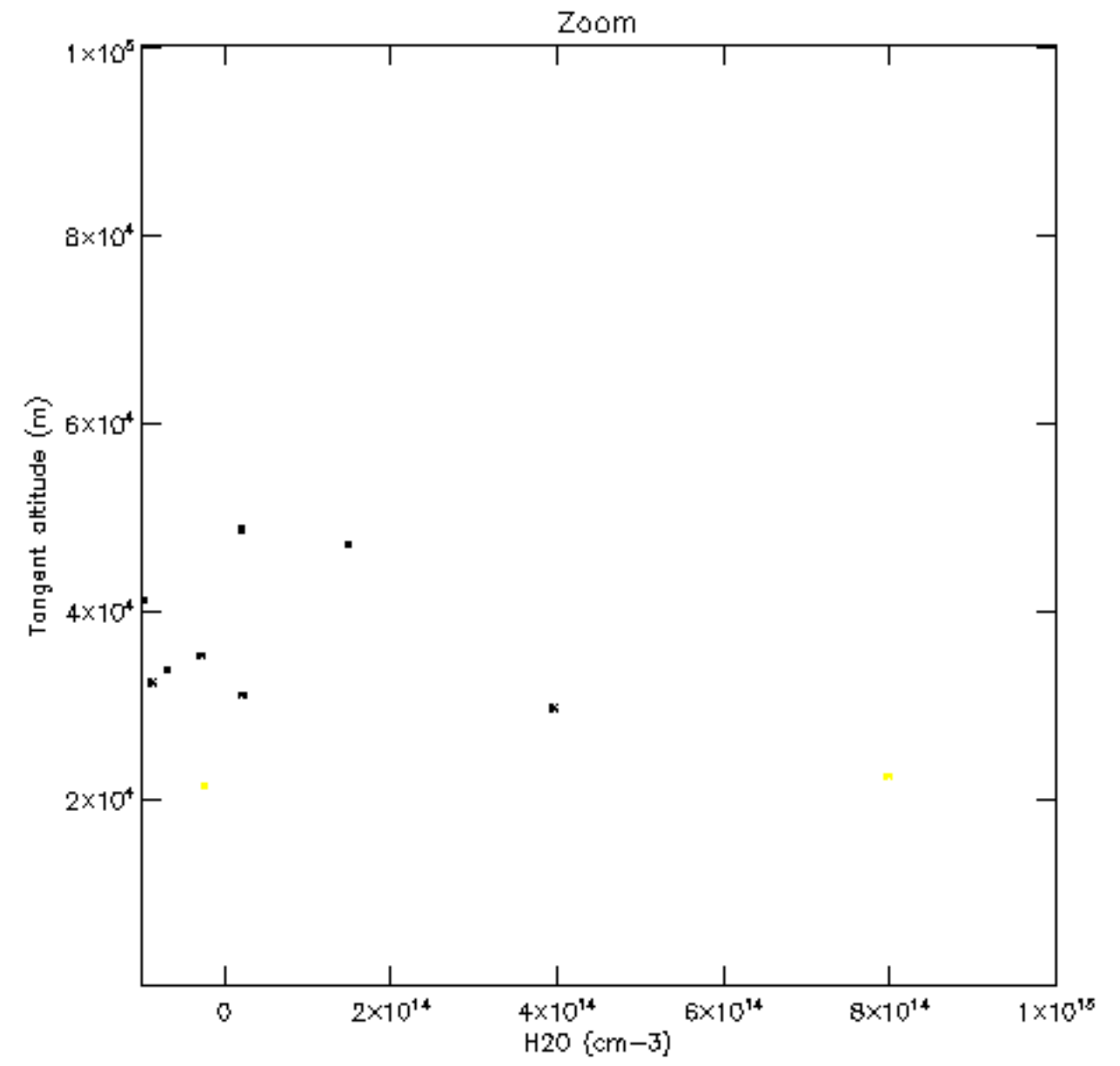
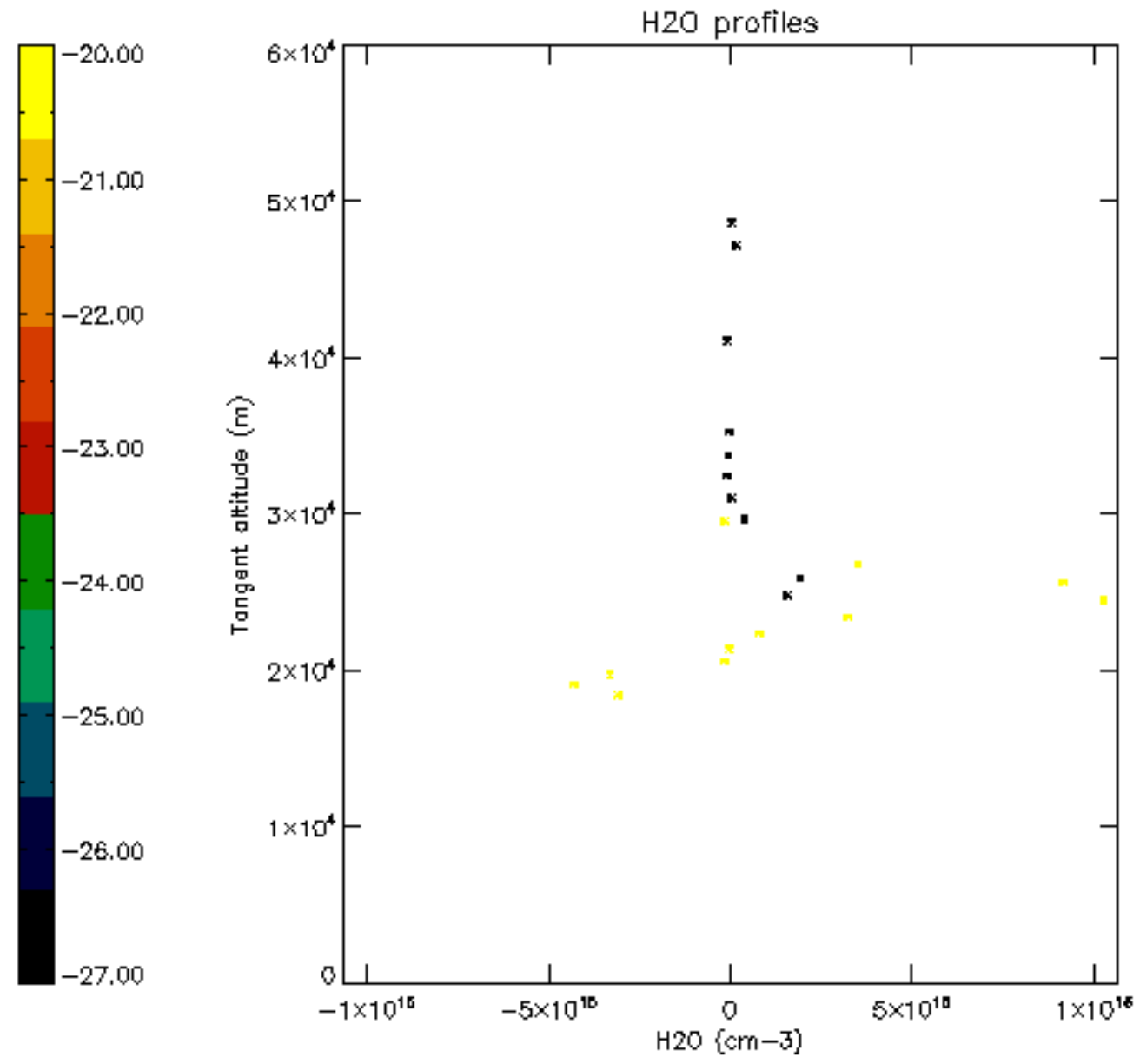


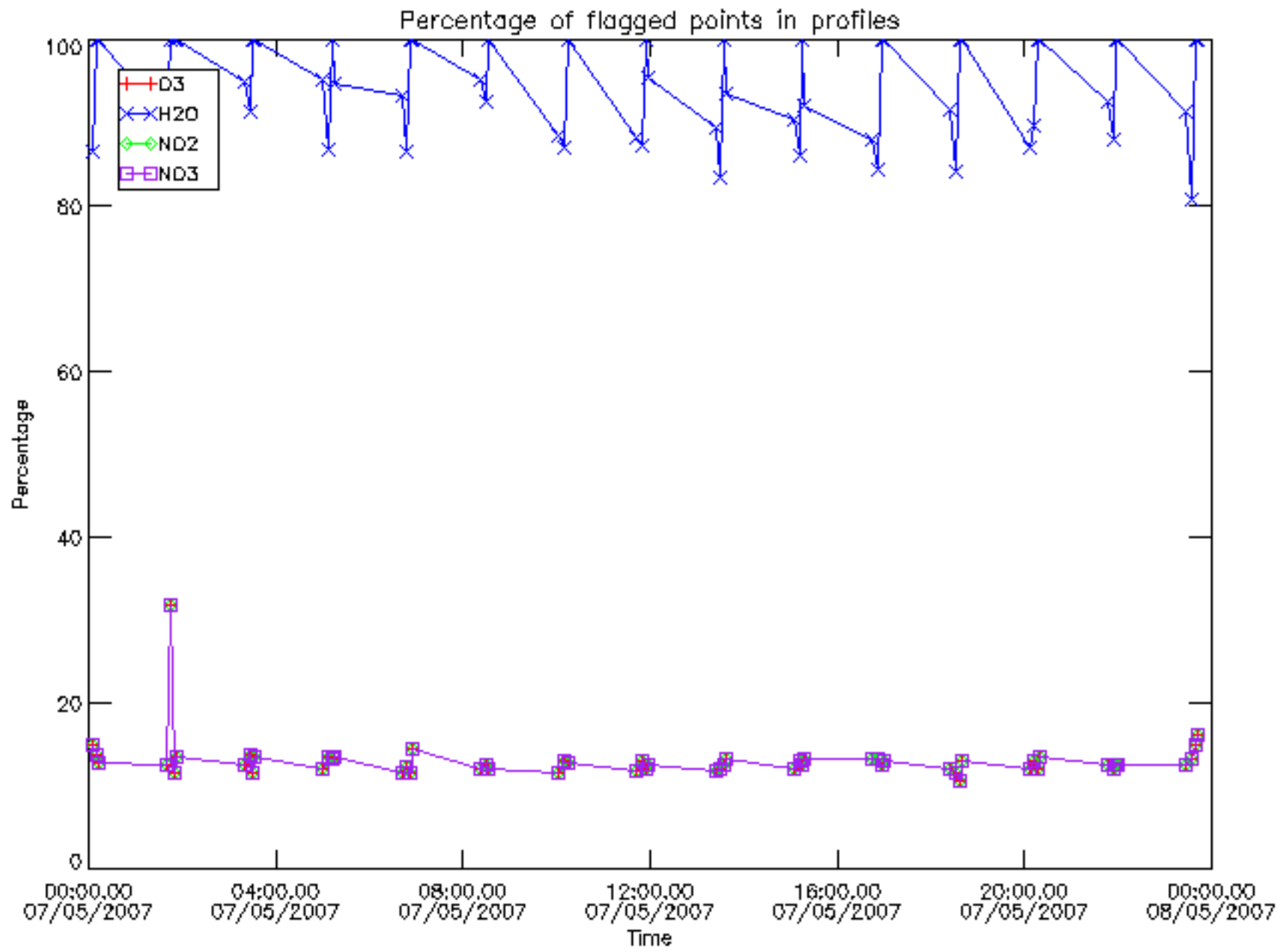




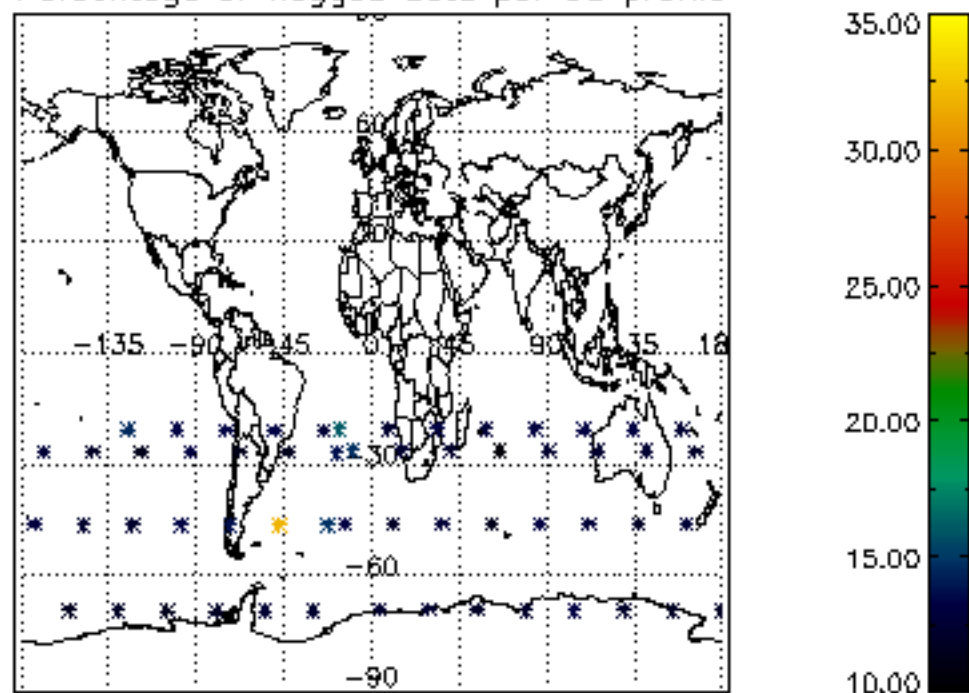




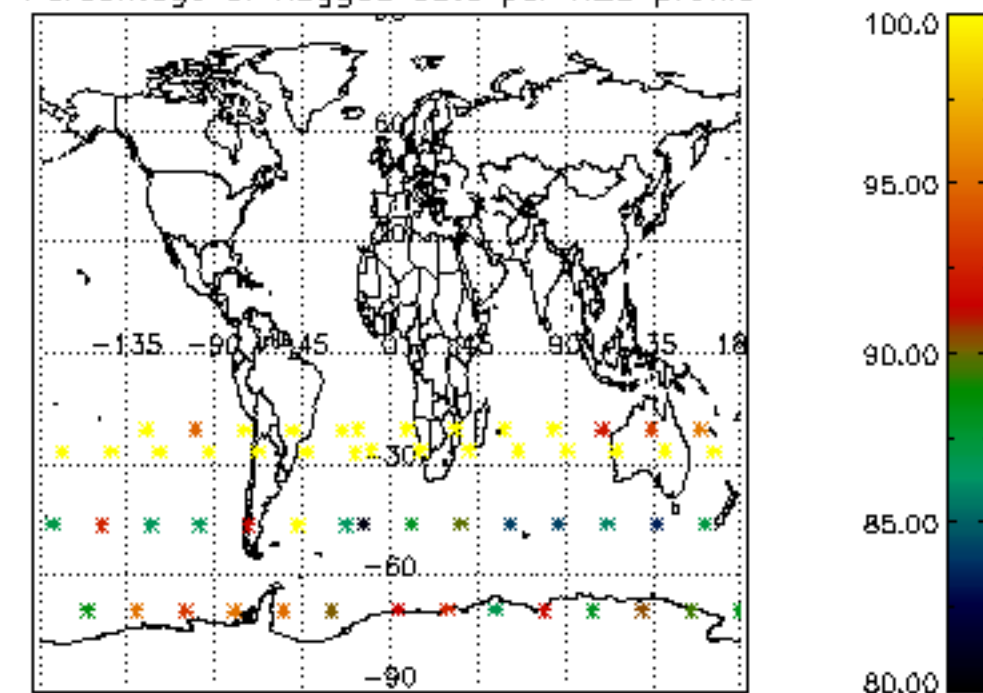




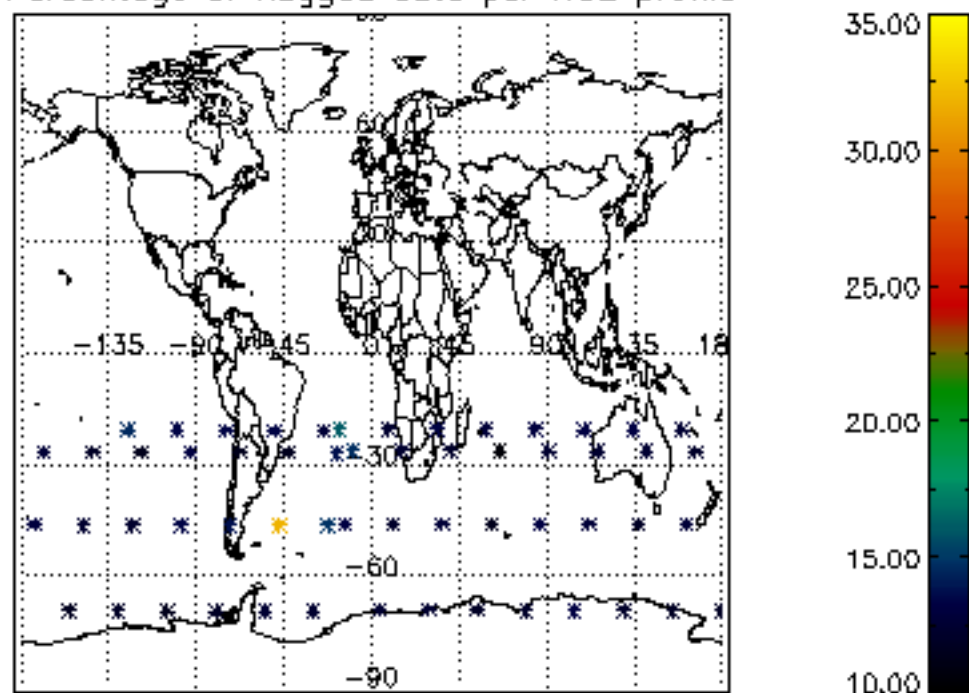
Percentage of flagged data per D3 profile



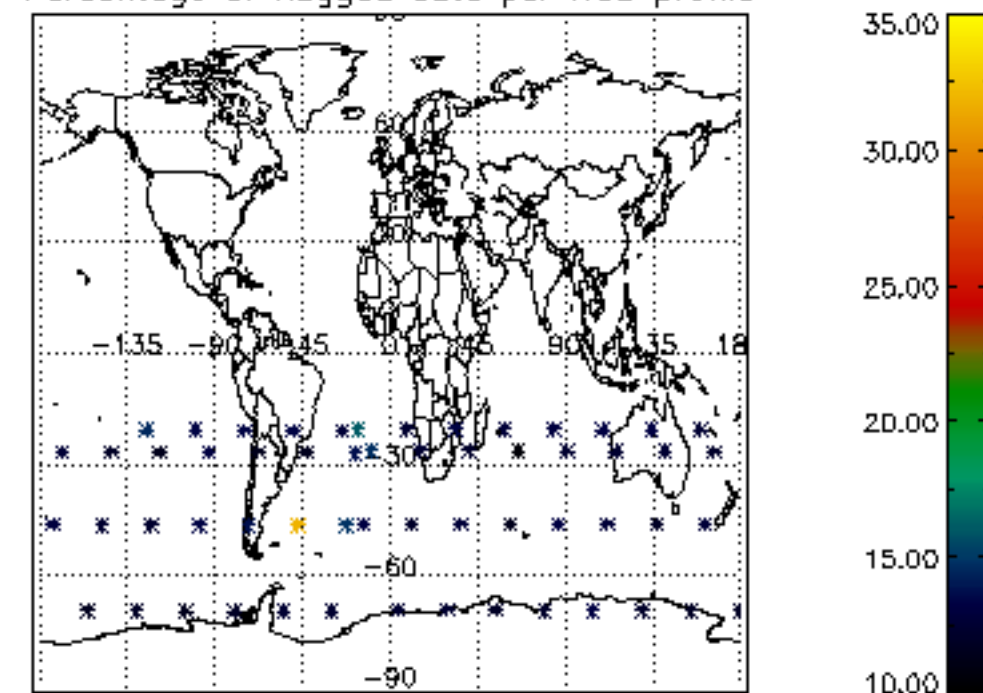
Percentage of flagged data per H2O profile

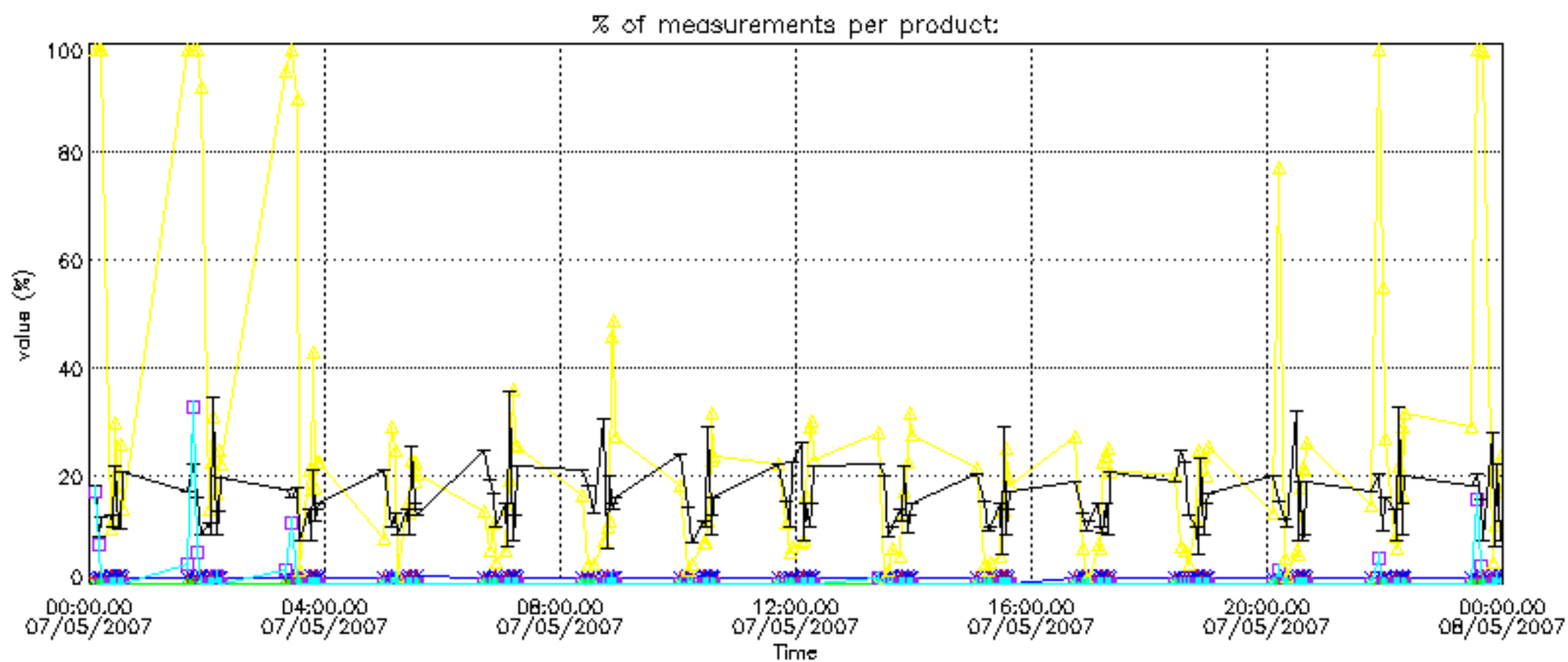


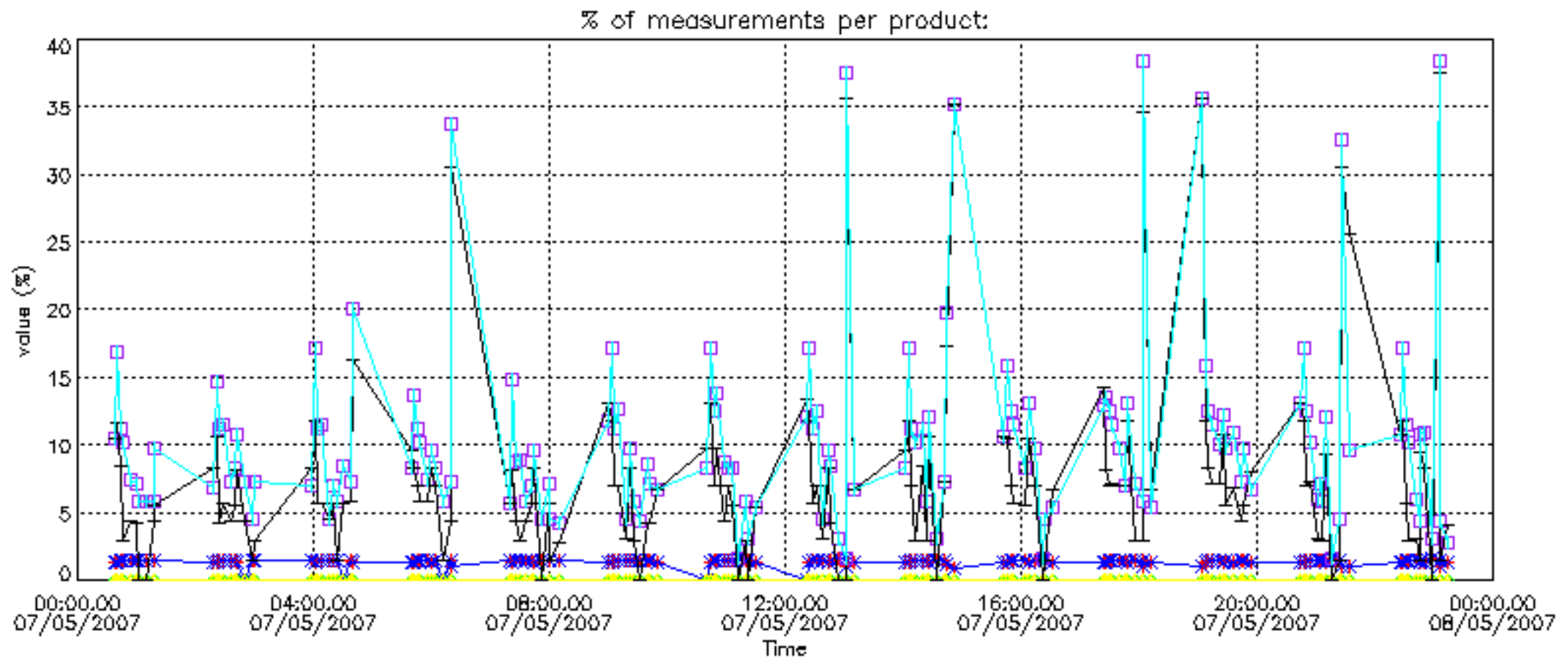
Percentage of flagged data per NO2 profile



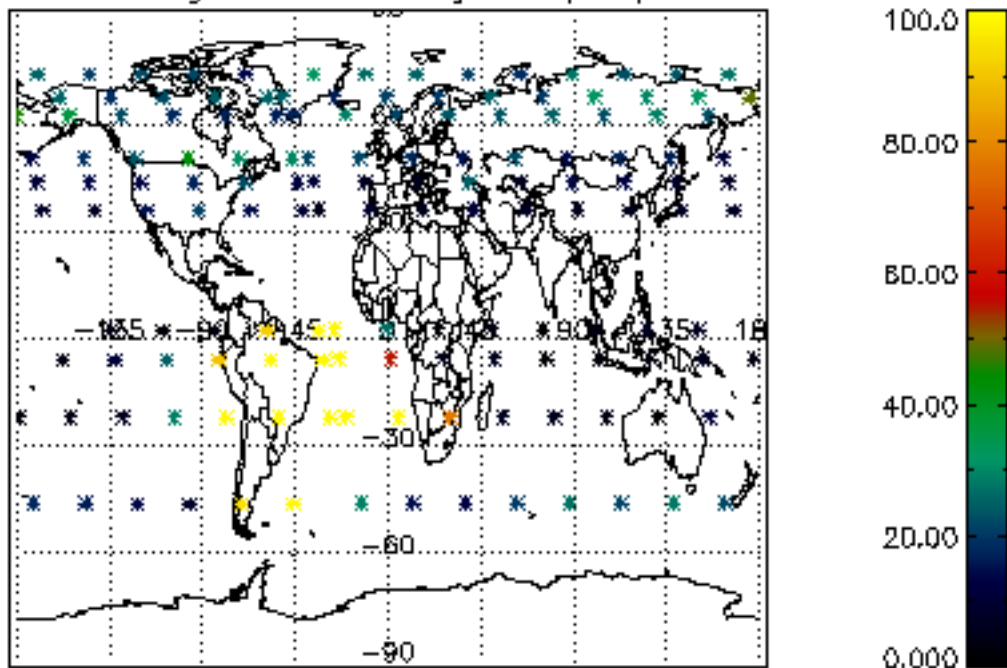
Percentage of flagged data per NO3 profile



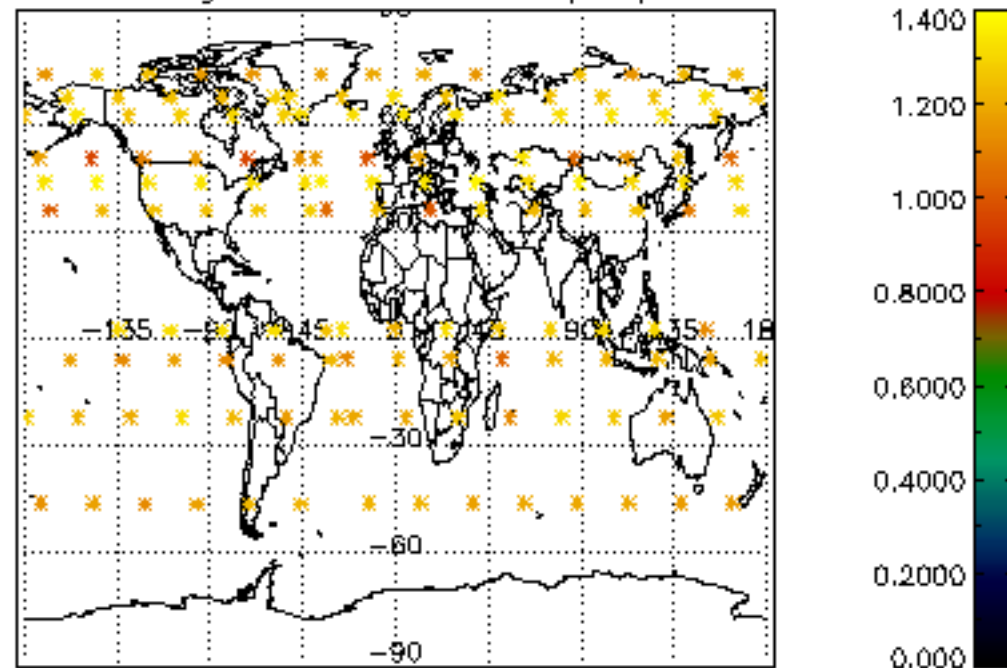




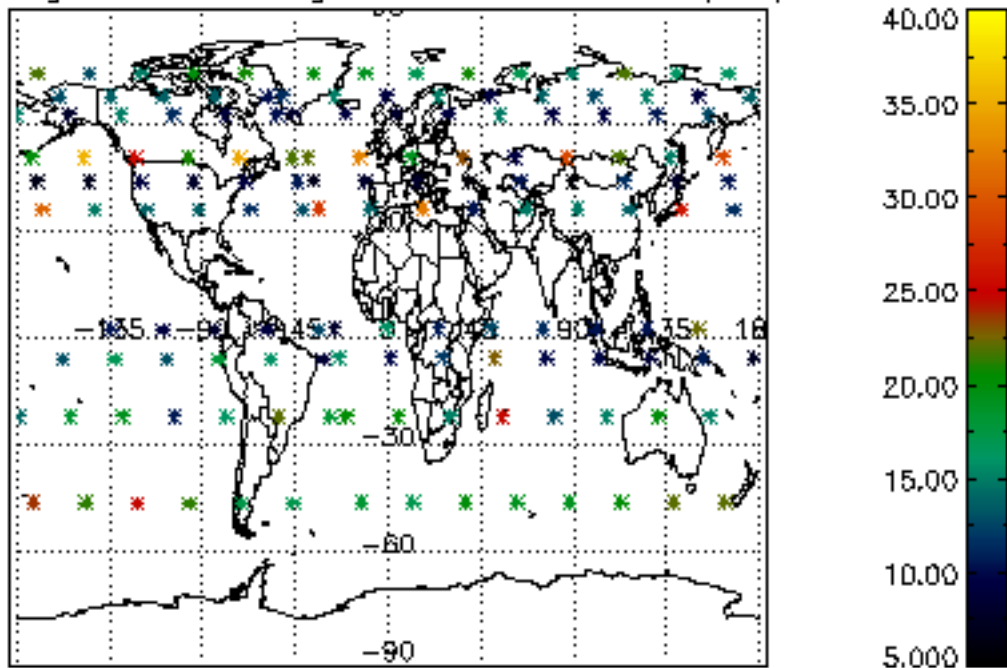
Percentage of cosmic ray hits per profile



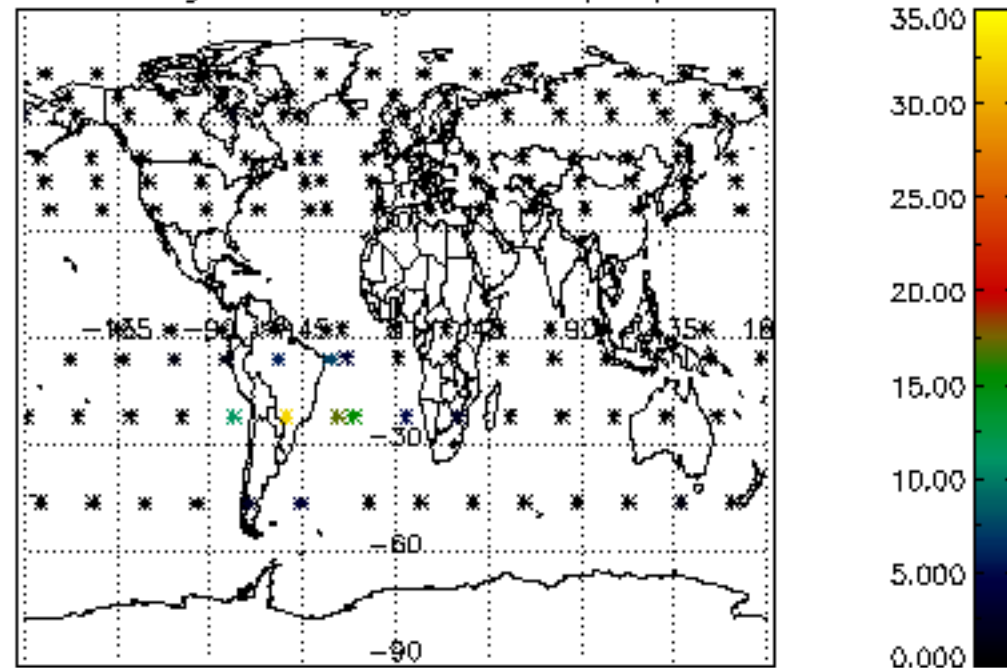
Percentage of datation errors per profile



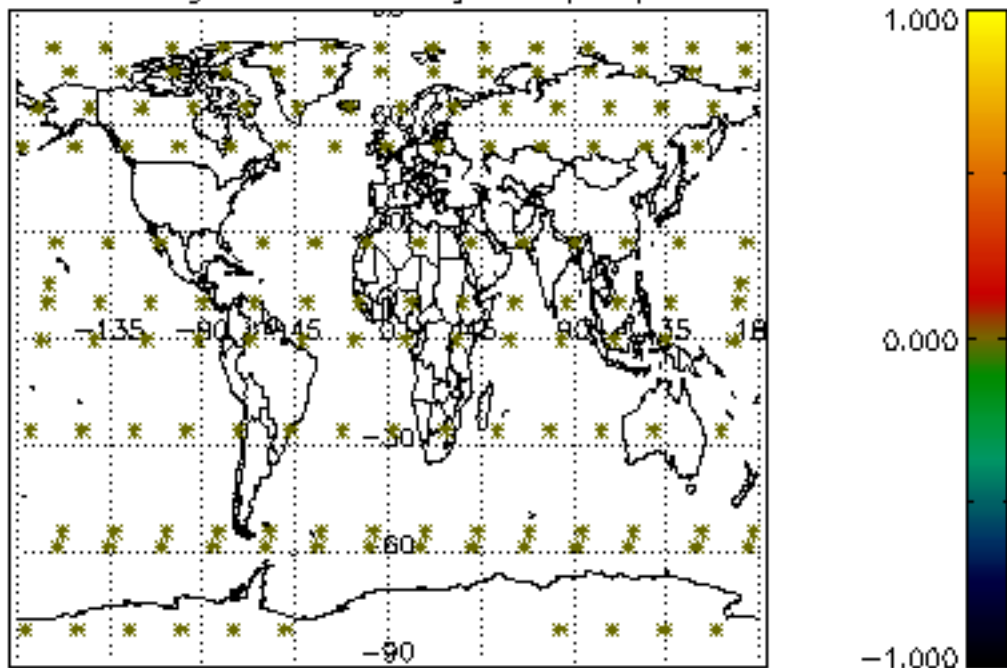
Percentage of star falling outside central band per profile



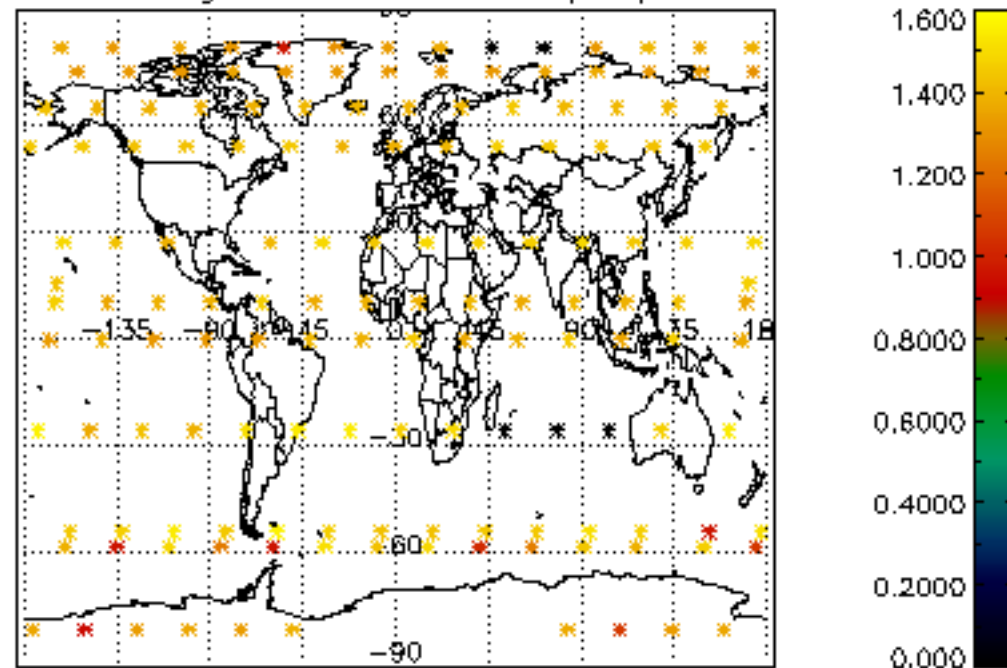
Percentage of saturation errors per profile



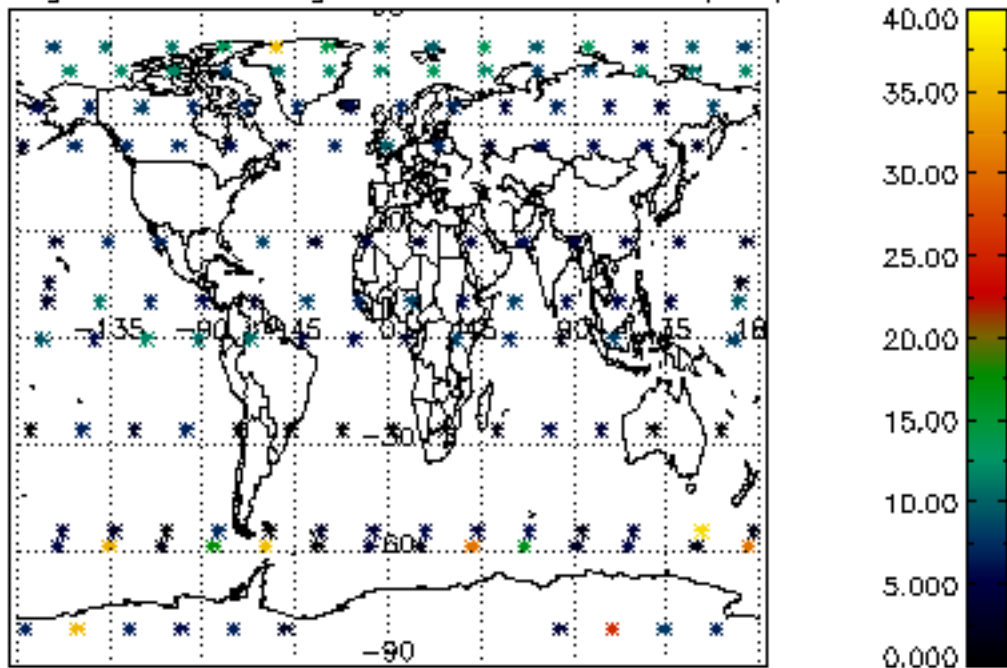
Percentage of cosmic ray hits per profile



Percentage of datation errors per profile



Percentage of star falling outside central band per profile



Percentage of saturation errors per profile

