

GOMOS Level 2 Daily Report

SUMMARY

[1. General Info](#)

[2. Summary of processed GOM_NL_2P products](#)

[3. Level 2 Quality information per product](#)

[3.1 Plot of level 2 quality information per product \(time dependant\)](#)

[3.2 Plot of level 2 quality information per product \(world map\)](#)

[4. Level 1 Quality information per product \(stored on level 2 products\)](#)

[4.1 Plot of level 1 quality information per product \(time dependant\)](#)

[4.1.1 Plot of level 1 quality information per product \(time dependant\): ASCENDING](#)

[4.1.2 Plot of level 1 quality information per product \(time dependant\): DESCENDING](#)

[4.2 Plot of level 1 quality information per product \(world map\)](#)

[4.2.1 Plot of level 1 quality information per product \(world map\): ASCENDING](#)

[4.2.2 Plot of level 1 quality information per product \(world map\): DESCENDING](#)

[5. Ozone profiles based on quality statistics and other trace gas profiles](#)

[5.1 Ozone statistics based on quality of products](#)

[5.2 Plot ozone profiles for all STD \(dark without errors\)](#)

[5.3 Plot ozone profiles where STD < 20% \(dark without errors\)](#)

[5.4. Plot ozone profiles where STD < 10% \(dark without errors\)](#)

[5.5. Plot ozone profiles where STD < 5% \(dark without errors\)](#)

[5.6 Plot NO2 profiles for all STD \(dark without errors\)](#)

[5.7 Plot NO3 profiles for all STD \(dark without errors\)](#)

[5.8 Plot H2O profiles \(only for occultations of stars 1,2,3,4,13,14,16,26,63 dark without errors\) for all STD](#)

[6. Auxiliary Data Files used for the production reported in section 2](#)

This report presents the daily analysis on parameters extracted from GOMOS level 2 data (GOM_NL__2P). It is intended to monitor some important parameters that will impact the quality of these products. A list of level 2 products (and content) that have arrived during the reporting day to the PCF is also given.

Item	Value
Time of report generation	22APR2013 19:11:23
Data source version	GOMOS/6.01
Start time of products	04-05-2007 (04MAY2007 00:00:00)
Stop time of products	05-05-2007 (05MAY2007 00:00:00)
Store outputs in DB	Yes
Nb of level 2 prods	295
Nb of prods with errors	0

2. Summary of processed GOM_NL__2P products.

Nr	Filename	UTC Start time	Limb	Duration	Star Id	Star Name	Star Mag	Star Temp	Nb Meas	Orbit	Prod. error
1	GOM_NL__2PRFIN20070504_000356_000000442057_00445_27052_5269.N1	04-MAY-2007 00:03:56	Dark	43.500	31	Alp Gru	1.7340	15200.	87	27052	No
2	GOM_NL__2PRFIN20070504_000625_000000382057_00446_27053_5256.N1	04-MAY-2007 00:06:25	Dark	38.000	148	Alp Tuc	2.8780	4100.0	76	27053	No
3	GOM_NL__2PRFIN20070504_001553_000000402057_00446_27053_5257.N1	04-MAY-2007 00:15:53	Straylight	40.000	43	Alp TrA	1.9100	4250.0	80	27053	No
4	GOM_NL__2PRFIN20070504_001804_000000382057_00446_27053_5258.N1	04-MAY-2007 00:18:04	Straylight	37.500	134	Bet TrA	2.8100	6600.0	75	27053	No
5	GOM_NL__2PRFIN20070504_002004_000000452057_00446_27053_5259.N1	04-MAY-2007 00:20:04	Straylight	44.500	4	Alp1Cen	-0.010000	5800.0	89	27053	No
6	GOM_NL__2PRFIN20070504_002331_000000402057_00446_27053_5260.N1	04-MAY-2007 00:23:31	Straylight	39.500	78	Alp Lup	2.3040	28000.	79	27053	No
7	GOM_NL__2PRFIN20070504_002504_000000402057_00446_27053_5261.N1	04-MAY-2007 00:25:04	Straylight	39.500	81	Eta Cen	2.3560	28000.	79	27053	No
8	GOM_NL__2PRFIN20070504_002707_000000442057_00446_27053_5262.N1	04-MAY-2007 00:27:07	Twilight_stray	43.500	54	5The Cen	2.0550	4500.0	87	27053	No
9	GOM_NL__2PRFIN20070504_003121_000000382057_00446_27053_5263.N1	04-MAY-2007 00:31:21	Bright	37.500	169	46Gam Hya	2.9910	4700.0	75	27053	No
10	GOM_NL__2PRFIN20070504_003439_000000392057_00446_27053_5264.N1	04-MAY-2007 00:34:39	Bright	39.000	15	67Alp Vir	0.97600	28000.	78	27053	No
11	GOM_NL__2PRFIN20070504_003745_000000362057_00446_27053_5265.N1	04-MAY-2007 00:37:45	Bright	36.000	121	29Gam Vir	2.7400	7200.0	72	27053	No
12	GOM_NL__2PRFIN20070504_004101_000000352057_00446_27053_5266.N1	04-MAY-2007 00:41:01	Bright	34.500	138	47Eps Vir	2.8280	4700.0	69	27053	No
13	GOM_NL__2PRFIN20070504_004842_000000342057_00446_27053_5267.N1	04-MAY-2007 00:48:42	Bright	33.500	152	12Alp2CVn	2.8900	11000.	67	27053	No
14	GOM_NL__2PRFIN20070504_005321_000000352057_00446_27053_5268.N1	04-MAY-2007 00:53:21	Bright	34.500	87	64Gam UMa	2.4330	11000.	69	27053	No
15	GOM_NL__2PRFIN20070504_005450_000000352057_00446_27053_5269.N1	04-MAY-2007 00:54:50	Bright	35.000	82	48Bet UMa	2.3650	10600.	70	27053	No
16	GOM_NL__2PRFIN20070504_005607_000000382057_00446_27053_5270.N1	04-MAY-2007 00:56:07	Bright	37.500	36	50Alp UMa	1.8000	6300.0	75	27053	No
17	GOM_NL__2PRFIN20070504_010327_000000342057_00446_27053_5271.N1	04-MAY-2007 01:03:27	Bright	34.000	49	1Alp UMi	1.9900	6300.0	68	27053	No
18	GOM_NL__2PRFIN20070504_011126_000000462057_00446_27053_5272.N1	04-MAY-2007 01:11:26	Bright	46.000	110	37Del Cas	2.6780	8900.0	92	27053	No
19	GOM_NL__2PRFIN20070504_011246_000000332057_00446_27053_5273.N1	04-MAY-2007 01:12:46	Bright	33.000	68	18Alp Cas	2.2250	4500.0	66	27053	No
20	GOM_NL__2PRFIN20070504_013844_000000452057_00446_27053_5274.N1	04-MAY-2007 01:38:44	Dark	45.000	18	24Alp PsA	1.1660	9700.0	90	27053	No
21	GOM_NL__2PRFIN20070504_014432_000000432057_00446_27053_5275.N1	04-MAY-2007 01:44:32	Dark	42.500	31	Alp Gru	1.7340	15200.	85	27053	No
22	GOM_NL__2PRFIN20070504_014702_000000392057_00447_27054_5332.N1	04-MAY-2007 01:47:02	Dark	38.500	148	Alp Tuc	2.8780	4100.0	77	27054	No
23	GOM_NL__2PRFIN20070504_015629_000000482057_00447_27054_5333.N1	04-MAY-2007 01:56:29	Straylight	48.000	43	Alp TrA	1.9100	4250.0	96	27054	No
24	GOM_NL__2PRFIN20070504_015841_000000412057_00447_27054_5334.N1	04-MAY-2007 01:58:41	Straylight	41.000	134	Bet TrA	2.8100	6600.0	82	27054	No
25	GOM_NL__2PRFIN20070504_020041_000000442057_00447_27054_5335.N1	04-MAY-2007 02:00:41	Straylight	44.000	4	Alp1Cen	-0.010000	5800.0	88	27054	No
26	GOM_NL__2PRFIN20070504_020408_000000402057_00447_27054_5336.N1	04-MAY-2007 02:04:08	Straylight	39.500	78	Alp Lup	2.3040	28000.	79	27054	No
27	GOM_NL__2PRFIN20070504_020540_000000402057_00447_27054_5337.N1	04-MAY-2007 02:05:40	Straylight	40.000	81	Eta Cen	2.3560	28000.	80	27054	No
28	GOM_NL__2PRFIN20070504_020743_000000432057_00447_27054_5338.N1	04-MAY-2007 02:07:43	Twilight_stray	42.500	54	5The Cen	2.0550	4500.0	85	27054	No
29	GOM_NL__2PRFIN20070504_021157_000000382057_00447_27054_5339.N1	04-MAY-2007 02:11:57	Bright	37.500	169	46Gam Hya	2.9910	4700.0	75	27054	No
30	GOM_NL__2PRFIN20070504_021515_000000392057_00447_27054_5340.N1	04-MAY-2007 02:15:15	Bright	39.000	15	67Alp Vir	0.97600	28000.	78	27054	No
31	GOM_NL__2PRFIN20070504_021821_000000362057_00447_27054_5341.N1	04-MAY-2007 02:18:21	Bright	35.500	121	29Gam Vir	2.7400	7200.0	71	27054	No
32	GOM_NL__2PRFIN20070504_022137_000000352057_00447_27054_5342.N1	04-MAY-2007 02:21:37	Bright	35.000	138	47Eps Vir	2.8280	4700.0	70	27054	No
33	GOM_NL__2PRFIN20070504_022918_000000352057_00447_27054_5343.N1	04-MAY-2007 02:29:18	Bright	34.500	152	12Alp2CVn	2.8900	11000.	69	27054	No
34	GOM_NL__2PRFIN20070504_023358_000000362057_00447_27054_5344.N1	04-MAY-2007 02:33:58	Bright	35.500	87	64Gam UMa	2.4330	11000.	71	27054	No
35	GOM_NL__2PRFIN20070504_023527_000000352057_00447_27054_5345.N1	04-MAY-2007 02:35:27	Bright	35.000	82	48Bet UMa	2.3650	10600.	70	27054	No
36	GOM_NL__2PRFIN20070504_023643_000000332057_00447_27054_5346.N1	04-MAY-2007 02:36:43	Bright	33.000	36	50Alp UMa	1.8000	6300.0	66	27054	No
37	GOM_NL__2PRFIN20070504_024403_000000322057_00447_27054_5347.N1	04-MAY-2007 02:44:03	Bright	32.000	49	1Alp UMi	1.9900	6300.0	64	27054	No
38	GOM_NL__2PRFIN20070504_025202_000000342057_00447_27054_5348.N1	04-MAY-2007 02:52:02	Bright	33.500	110	37Del Cas	2.6780	8900.0	67	27054	No
39	GOM_NL__2PRFIN20070504_025322_000000342057_00447_27054_5349.N1	04-MAY-2007 02:53:22	Bright	33.500	68	18Alp Cas	2.2250	4500.0	67	27054	No
40	GOM_NL__2PRFIN20070504_031920_000000482057_00447_27054_5350.N1	04-MAY-2007 03:19:20	Dark	48.000	18	24Alp PsA	1.1660	9700.0	96	27054	No
41	GOM_NL__2PRFIN20070504_032509_000000402057_00447_27054_5351.N1	04-MAY-2007 03:25:09	Dark	40.000	31	Alp Gru	1.7340	15200.	80	27054	No
42	GOM_NL__2PRFIN20070504_032738_000000382057_00448_27055_5344.N1	04-MAY-2007 03:27:38	Dark	38.000	148	Alp Tuc	2.8780	4100.0	76	27055	No

43	GOM_NL__2PRFIN20070504_033705_000000392057_00448_27055_5345.N1	04-MAY-2007 03:37:05	Straylight	38.500	43	Alp TrA	1.9100	4250.0	77	27055	No
44	GOM_NL__2PRFIN20070504_033917_000000382057_00448_27055_5346.N1	04-MAY-2007 03:39:17	Straylight	38.000	134	Bet TrA	2.8100	6600.0	76	27055	No
45	GOM_NL__2PRFIN20070504_034117_000000492057_00448_27055_5347.N1	04-MAY-2007 03:41:17	Straylight	48.500	4	Alp1Cen	-0.010000	5800.0	97	27055	No
46	GOM_NL__2PRFIN20070504_034444_000000402057_00448_27055_5348.N1	04-MAY-2007 03:44:44	Straylight	40.000	78	Alp Lup	2.3040	28000.	80	27055	No
47	GOM_NL__2PRFIN20070504_034616_000000412057_00448_27055_5349.N1	04-MAY-2007 03:46:16	Straylight	40.500	81	Eta Cen	2.3560	28000.	81	27055	No
48	GOM_NL__2PRFIN20070504_034819_000000412057_00448_27055_5350.N1	04-MAY-2007 03:48:19	Tw_i_and_stray	41.000	54	5The Cen	2.0550	4500.0	82	27055	No
49	GOM_NL__2PRFIN20070504_035233_000000382057_00448_27055_5351.N1	04-MAY-2007 03:52:33	Bright	38.000	169	46Gam Hya	2.9910	4700.0	76	27055	No
50	GOM_NL__2PRFIN20070504_035551_000000392057_00448_27055_5352.N1	04-MAY-2007 03:55:51	Bright	38.500	15	67Alp Vir	0.97600	28000.	77	27055	No
51	GOM_NL__2PRFIN20070504_035857_000000352057_00448_27055_5353.N1	04-MAY-2007 03:58:57	Bright	35.000	121	29Gam Vir	2.7400	7200.0	70	27055	No
52	GOM_NL__2PRFIN20070504_040213_000000352057_00448_27055_5354.N1	04-MAY-2007 04:02:13	Bright	35.000	138	47Eps Vir	2.8280	4700.0	70	27055	No
53	GOM_NL__2PRFIN20070504_040954_000000342057_00448_27055_5355.N1	04-MAY-2007 04:09:54	Bright	33.500	152	12Alp2CVn	2.8900	11000.	67	27055	No
54	GOM_NL__2PRFIN20070504_041434_000000352057_00448_27055_5356.N1	04-MAY-2007 04:14:34	Bright	34.500	87	64Gam UMa	2.4330	11000.	69	27055	No
55	GOM_NL__2PRFIN20070504_041603_000000362057_00448_27055_5357.N1	04-MAY-2007 04:16:03	Bright	35.500	82	48Bet UMa	2.3650	10600.	71	27055	No
56	GOM_NL__2PRFIN20070504_041720_000000372057_00448_27055_5358.N1	04-MAY-2007 04:17:20	Bright	37.000	36	50Alp UMa	1.8000	6300.0	74	27055	No
57	GOM_NL__2PRFIN20070504_042439_000000362057_00448_27055_5359.N1	04-MAY-2007 04:24:39	Bright	35.500	49	1Alp UMi	1.9900	6300.0	71	27055	No
58	GOM_NL__2PRFIN20070504_043238_000000372057_00448_27055_5360.N1	04-MAY-2007 04:32:38	Bright	36.500	110	37Del Cas	2.6780	8900.0	73	27055	No
59	GOM_NL__2PRFIN20070504_043358_000000352057_00448_27055_5361.N1	04-MAY-2007 04:33:58	Bright	35.000	68	18Alp Cas	2.2250	4500.0	70	27055	No
60	GOM_NL__2PRFIN20070504_045957_000000462057_00448_27055_5362.N1	04-MAY-2007 04:59:57	Dark	45.500	18	24Alp PsA	1.1660	9700.0	91	27055	No
61	GOM_NL__2PRFIN20070504_050545_000000462057_00448_27055_5363.N1	04-MAY-2007 05:05:45	Dark	45.500	31	Alp Gru	1.7340	15200.	91	27055	No
62	GOM_NL__2PRFIN20070504_050814_000000382057_00449_27056_5367.N1	04-MAY-2007 05:08:14	Dark	37.500	148	Alp Tuc	2.8780	4100.0	75	27056	No
63	GOM_NL__2PRFIN20070504_051741_000000412057_00449_27056_5368.N1	04-MAY-2007 05:17:41	Straylight	40.500	43	Alp TrA	1.9100	4250.0	81	27056	No
64	GOM_NL__2PRFIN20070504_051954_000000382057_00449_27056_5369.N1	04-MAY-2007 05:19:54	Straylight	38.000	134	Bet TrA	2.8100	6600.0	76	27056	No
65	GOM_NL__2PRFIN20070504_052153_000000432057_00449_27056_5370.N1	04-MAY-2007 05:21:53	Straylight	42.500	4	Alp1Cen	-0.010000	5800.0	85	27056	No
66	GOM_NL__2PRFIN20070504_052520_000000382057_00449_27056_5371.N1	04-MAY-2007 05:25:20	Straylight	37.500	78	Alp Lup	2.3040	28000.	75	27056	No
67	GOM_NL__2PRFIN20070504_052652_000000372057_00449_27056_5372.N1	04-MAY-2007 05:26:52	Straylight	37.000	81	Eta Cen	2.3560	28000.	74	27056	No
68	GOM_NL__2PRFIN20070504_052855_000000432057_00449_27056_5373.N1	04-MAY-2007 05:28:55	Tw_i_and_stray	42.500	54	5The Cen	2.0550	4500.0	85	27056	No
69	GOM_NL__2PRFIN20070504_053310_000000382057_00449_27056_5374.N1	04-MAY-2007 05:33:10	Bright	37.500	169	46Gam Hya	2.9910	4700.0	75	27056	No
70	GOM_NL__2PRFIN20070504_053627_000000392057_00449_27056_5375.N1	04-MAY-2007 05:36:27	Bright	38.500	15	67Alp Vir	0.97600	28000.	77	27056	No
71	GOM_NL__2PRFIN20070504_053934_000000362057_00449_27056_5376.N1	04-MAY-2007 05:39:34	Bright	35.500	121	29Gam Vir	2.7400	7200.0	71	27056	No
72	GOM_NL__2PRFIN20070504_054249_000000352057_00449_27056_5377.N1	04-MAY-2007 05:42:49	Bright	35.000	138	47Eps Vir	2.8280	4700.0	70	27056	No
73	GOM_NL__2PRFIN20070504_055030_000000352057_00449_27056_5378.N1	04-MAY-2007 05:50:30	Bright	34.500	152	12Alp2CVn	2.8900	11000.	69	27056	No
74	GOM_NL__2PRFIN20070504_055510_000000362057_00449_27056_5379.N1	04-MAY-2007 05:55:10	Bright	36.000	87	64Gam UMa	2.4330	11000.	72	27056	No
75	GOM_NL__2PRFIN20070504_055639_000000362057_00449_27056_5380.N1	04-MAY-2007 05:56:39	Bright	36.000	82	48Bet UMa	2.3650	10600.	72	27056	No
76	GOM_NL__2PRFIN20070504_055756_000000362057_00449_27056_5381.N1	04-MAY-2007 05:57:56	Bright	36.000	36	50Alp UMa	1.8000	6300.0	72	27056	No
77	GOM_NL__2PRFIN20070504_060515_000000362057_00449_27056_5382.N1	04-MAY-2007 06:05:15	Bright	36.000	49	1Alp UMi	1.9900	6300.0	72	27056	No
78	GOM_NL__2PRFIN20070504_061314_000000342057_00449_27056_5383.N1	04-MAY-2007 06:13:14	Bright	33.500	110	37Del Cas	2.6780	8900.0	67	27056	No
79	GOM_NL__2PRFIN20070504_061434_000000402057_00449_27056_5384.N1	04-MAY-2007 06:14:34	Bright	40.000	68	18Alp Cas	2.2250	4500.0	80	27056	No
80	GOM_NL__2PRFIN20070504_064034_000000432057_00449_27056_5385.N1	04-MAY-2007 06:40:34	Dark	42.500	18	24Alp PsA	1.1660	9700.0	85	27056	No
81	GOM_NL__2PRFIN20070504_064622_000000422057_00449_27056_5386.N1	04-MAY-2007 06:46:22	Dark	41.500	31	Alp Gru	1.7340	15200.	83	27056	No
82	GOM_NL__2PRFIN20070504_064851_000000382057_00450_27057_5480.N1	04-MAY-2007 06:48:51	Dark	37.500	148	Alp Tuc	2.8780	4100.0	75	27057	No
83	GOM_NL__2PRFIN20070504_065818_000000392057_00450_27057_5481.N1	04-MAY-2007 06:58:18	Straylight	38.500	43	Alp TrA	1.9100	4250.0	77	27057	No
84	GOM_NL__2PRFIN20070504_070030_000000382057_00450_27057_5482.N1	04-MAY-2007 07:00:30	Straylight	38.000	134	Bet TrA	2.8100	6600.0	76	27057	No
85	GOM_NL__2PRFIN20070504_070229_000000512057_00450_27057_5483.N1	04-MAY-2007 07:02:29	Straylight	51.000	4	Alp1Cen	-0.010000	5800.0	102	27057	No
86	GOM_NL__2PRFIN20070504_070557_000000392057_00450_27057_5484.N1	04-MAY-2007 07:05:57	Straylight	38.500	78	Alp Lup	2.3040	28000.	77	27057	No
87	GOM_NL__2PRFIN20070504_070729_000000392057_00450_27057_5485.N1	04-MAY-2007 07:07:29	Straylight	38.500	81	Eta Cen	2.3560	28000.	77	27057	No
88	GOM_NL__2PRFIN20070504_070932_000000442057_00450_27057_5486.N1	04-MAY-2007 07:09:32	Tw_i_and_stray	43.500	54	5The Cen	2.0550	4500.0	87	27057	No
89	GOM_NL__2PRFIN20070504_071346_000000372057_00450_27057_5487.N1	04-MAY-2007 07:13:46	Bright	36.500	169	46Gam Hya	2.9910	4700.0	73	27057	No
90	GOM_NL__2PRFIN20070504_071704_000000392057_00450_27057_5488.N1	04-MAY-2007 07:17:04	Bright	39.000	15	67Alp Vir	0.97600	28000.	78	27057	No
91	GOM_NL__2PRFIN20070504_072010_000000352057_00450_27057_5489.N1	04-MAY-2007 07:20:10	Bright	35.000	121	29Gam Vir	2.7400	7200.0	70	27057	No
92	GOM_NL__2PRFIN20070504_072325_000000352057_00450_27057_5490.N1	04-MAY-2007 07:23:25	Bright	35.000	138	47Eps Vir	2.8280	4700.0	70	27057	No
93	GOM_NL__2PRFIN20070504_073106_000000342057_00450_27057_5491.N1	04-MAY-2007 07:31:06	Bright	33.500	152	12Alp2CVn	2.8900	11000.	67	27057	No
94	GOM_NL__2PRFIN20070504_073546_000000342057_00450_27057_5492.N1	04-MAY-2007 07:35:46	Bright	34.000	87	64Gam UMa	2.4330	11000.	68	27057	No
95	GOM_NL__2PRFIN20070504_073716_000000342057_00450_27057_5493.N1	04-MAY-2007 07:37:16	Bright	34.000	82	48Bet UMa	2.3650	10600.	68	27057	No
96	GOM_NL__2PRFIN20070504_073832_000000382057_00450_27057_5494.N1	04-MAY-2007 07:38:32	Bright	37.500	36	50Alp UMa	1.8000	6300.0	75	27057	No
97	GOM_NL__2PRFIN20070504_074551_000000352057_00450_27057_5495.N1	04-MAY-2007 07:45:51	Bright	34.500	49	1Alp UMi	1.9900	6300.0	69	27057	No
98	GOM_NL__2PRFIN20070504_075350_000000342057_00450_27057_5496.N1	04-MAY-2007 07:53:50	Bright	34.000	110	37Del Cas	2.6780	8900.0	68	27057	No
99	GOM_NL__2PRFIN20070504_075510_000000472057_00450_27057_5497.N1	04-MAY-2007 07:55:10	Bright	46.500	68	18Alp Cas	2.2250	4500.0	93	27057	No
100	GOM_NL__2PRFIN20070504_082110_000000442057_00450_27057_5498.N1	04-MAY-2007 08:21:10	Dark	44.000	18	24Alp PsA	1.1660	9700.0	88	27057	No
101	GOM_NL__2PRFIN20070504_082658_000000502057_00450_27057_5499.N1	04-MAY-2007 08:26:58	Dark	50.000	31	Alp Gru	1.7340	15200.	100	27057	No

102	GOM_NL__2PRFIN20070504_082927_000000402057_00451_27058_5489.N1	04-MAY-2007 08:29:27	Dark	40.000	148	Alp Tuc	2.8780	4100.0	80	27058	No
103	GOM_NL__2PRFIN20070504_083854_000000452057_00451_27058_5490.N1	04-MAY-2007 08:38:54	Straylight	44.500	43	Alp TrA	1.9100	4250.0	89	27058	No
104	GOM_NL__2PRFIN20070504_084106_000000382057_00451_27058_5491.N1	04-MAY-2007 08:41:06	Straylight	38.000	134	Bet TrA	2.8100	6600.0	76	27058	No
105	GOM_NL__2PRFIN20070504_084306_000000522057_00451_27058_5492.N1	04-MAY-2007 08:43:06	Straylight	51.500	4	Alp1Cen	-0.010000	5800.0	103	27058	No
106	GOM_NL__2PRFIN20070504_084633_000000392057_00451_27058_5493.N1	04-MAY-2007 08:46:33	Straylight	38.500	78	Alp Lup	2.3040	28000.	77	27058	No
107	GOM_NL__2PRFIN20070504_084805_000000402057_00451_27058_5494.N1	04-MAY-2007 08:48:05	Straylight	39.500	81	Eta Cen	2.3560	28000.	79	27058	No
108	GOM_NL__2PRFIN20070504_085008_000000442057_00451_27058_5495.N1	04-MAY-2007 08:50:08	Tw_i_and_stray	43.500	54	5The Cen	2.0550	4500.0	87	27058	No
109	GOM_NL__2PRFIN20070504_085422_000000372057_00451_27058_5496.N1	04-MAY-2007 08:54:22	Bright	37.000	169	46Gam Hya	2.9910	4700.0	74	27058	No
110	GOM_NL__2PRFIN20070504_085740_000000382057_00451_27058_5497.N1	04-MAY-2007 08:57:40	Bright	37.500	15	67Alp Vir	0.97600	28000.	75	27058	No
111	GOM_NL__2PRFIN20070504_090046_000000362057_00451_27058_5498.N1	04-MAY-2007 09:00:46	Bright	35.500	121	29Gam Vir	2.7400	7200.0	71	27058	No
112	GOM_NL__2PRFIN20070504_090401_000000352057_00451_27058_5499.N1	04-MAY-2007 09:04:01	Bright	35.000	138	47Eps Vir	2.8280	4700.0	70	27058	No
113	GOM_NL__2PRFIN20070504_091142_000000362057_00451_27058_5500.N1	04-MAY-2007 09:11:42	Bright	35.500	152	12Alp2CVn	2.8900	11000.	71	27058	No
114	GOM_NL__2PRFIN20070504_091622_000000362057_00451_27058_5501.N1	04-MAY-2007 09:16:22	Bright	36.000	87	64Gam UMa	2.4330	11000.	72	27058	No
115	GOM_NL__2PRFIN20070504_091752_000000372057_00451_27058_5502.N1	04-MAY-2007 09:17:52	Bright	36.500	82	48Bet UMa	2.3650	10600.	73	27058	No
116	GOM_NL__2PRFIN20070504_091909_000000452057_00451_27058_5503.N1	04-MAY-2007 09:19:09	Bright	45.000	36	50Alp UMa	1.8000	6300.0	90	27058	No
117	GOM_NL__2PRFIN20070504_092627_000000352057_00451_27058_5504.N1	04-MAY-2007 09:26:27	Bright	35.000	49	1Alp UMi	1.9900	6300.0	70	27058	No
118	GOM_NL__2PRFIN20070504_093426_000000332057_00451_27058_5505.N1	04-MAY-2007 09:34:26	Bright	33.000	110	37Del Cas	2.6780	8900.0	66	27058	No
119	GOM_NL__2PRFIN20070504_093546_000000332057_00451_27058_5506.N1	04-MAY-2007 09:35:46	Bright	33.000	68	18Alp Cas	2.2250	4500.0	66	27058	No
120	GOM_NL__2PRFIN20070504_100147_000000422057_00451_27058_5507.N1	04-MAY-2007 10:01:47	Dark	41.500	18	24Alp PsA	1.1660	9700.0	83	27058	No
121	GOM_NL__2PRFIN20070504_100735_000000442057_00451_27058_5508.N1	04-MAY-2007 10:07:35	Dark	43.500	31	Alp Gru	1.7340	15200.	87	27058	No
122	GOM_NL__2PRFIN20070504_101003_000000442057_00452_27059_5516.N1	04-MAY-2007 10:10:03	Dark	43.500	148	Alp Tuc	2.8780	4100.0	87	27059	No
123	GOM_NL__2PRFIN20070504_101930_000000462057_00452_27059_5517.N1	04-MAY-2007 10:19:30	Straylight	46.000	43	Alp TrA	1.9100	4250.0	92	27059	No
124	GOM_NL__2PRFIN20070504_102142_000000382057_00452_27059_5518.N1	04-MAY-2007 10:21:42	Straylight	37.500	134	Bet TrA	2.8100	6600.0	75	27059	No
125	GOM_NL__2PRFIN20070504_102342_000000442057_00452_27059_5519.N1	04-MAY-2007 10:23:42	Straylight	43.500	4	Alp1Cen	-0.010000	5800.0	87	27059	No
126	GOM_NL__2PRFIN20070504_102709_000000382057_00452_27059_5520.N1	04-MAY-2007 10:27:09	Straylight	37.500	78	Alp Lup	2.3040	28000.	75	27059	No
127	GOM_NL__2PRFIN20070504_102841_000000402057_00452_27059_5521.N1	04-MAY-2007 10:28:41	Straylight	39.500	81	Eta Cen	2.3560	28000.	79	27059	No
128	GOM_NL__2PRFIN20070504_103044_000000422057_00452_27059_5522.N1	04-MAY-2007 10:30:44	Tw_i_and_stray	42.000	54	5The Cen	2.0550	4500.0	84	27059	No
129	GOM_NL__2PRFIN20070504_103458_000000362057_00452_27059_5523.N1	04-MAY-2007 10:34:58	Bright	35.500	169	46Gam Hya	2.9910	4700.0	71	27059	No
130	GOM_NL__2PRFIN20070504_103816_000000382057_00452_27059_5524.N1	04-MAY-2007 10:38:16	Bright	37.500	15	67Alp Vir	0.97600	28000.	75	27059	No
131	GOM_NL__2PRFIN20070504_104122_000000362057_00452_27059_5525.N1	04-MAY-2007 10:41:22	Bright	35.500	121	29Gam Vir	2.7400	7200.0	71	27059	No
132	GOM_NL__2PRFIN20070504_104437_000000352057_00452_27059_5526.N1	04-MAY-2007 10:44:37	Bright	35.000	138	47Eps Vir	2.8280	4700.0	70	27059	No
133	GOM_NL__2PRFIN20070504_105218_000000352057_00452_27059_5527.N1	04-MAY-2007 10:52:18	Bright	35.000	152	12Alp2CVn	2.8900	11000.	70	27059	No
134	GOM_NL__2PRFIN20070504_105658_000000362057_00452_27059_5528.N1	04-MAY-2007 10:56:58	Bright	35.500	87	64Gam UMa	2.4330	11000.	71	27059	No
135	GOM_NL__2PRFIN20070504_105828_000000362057_00452_27059_5529.N1	04-MAY-2007 10:58:28	Bright	36.000	82	48Bet UMa	2.3650	10600.	72	27059	No
136	GOM_NL__2PRFIN20070504_105945_000000372057_00452_27059_5530.N1	04-MAY-2007 10:59:45	Bright	36.500	36	50Alp UMa	1.8000	6300.0	73	27059	No
137	GOM_NL__2PRFIN20070504_110703_000000332057_00452_27059_5531.N1	04-MAY-2007 11:07:03	Bright	33.000	49	1Alp UMi	1.9900	6300.0	66	27059	No
138	GOM_NL__2PRFIN20070504_111502_000000342057_00452_27059_5532.N1	04-MAY-2007 11:15:02	Bright	34.000	110	37Del Cas	2.6780	8900.0	68	27059	No
139	GOM_NL__2PRFIN20070504_111622_000000472057_00452_27059_5533.N1	04-MAY-2007 11:16:22	Bright	46.500	68	18Alp Cas	2.2250	4500.0	93	27059	No
140	GOM_NL__2PRFIN20070504_114223_000000452057_00452_27059_5534.N1	04-MAY-2007 11:42:23	Dark	44.500	18	24Alp PsA	1.1660	9700.0	89	27059	No
141	GOM_NL__2PRFIN20070504_114811_000000462057_00452_27059_5535.N1	04-MAY-2007 11:48:11	Dark	45.500	31	Alp Gru	1.7340	15200.	91	27059	No
142	GOM_NL__2PRFIN20070504_115040_000000382057_00453_27060_5528.N1	04-MAY-2007 11:50:40	Dark	38.000	148	Alp Tuc	2.8780	4100.0	76	27060	No
143	GOM_NL__2PRFIN20070504_120007_000000402057_00453_27060_5529.N1	04-MAY-2007 12:00:07	Straylight	39.500	43	Alp TrA	1.9100	4250.0	79	27060	No
144	GOM_NL__2PRFIN20070504_120219_000000382057_00453_27060_5530.N1	04-MAY-2007 12:02:19	Straylight	38.000	134	Bet TrA	2.8100	6600.0	76	27060	No
145	GOM_NL__2PRFIN20070504_120418_000000422057_00453_27060_5531.N1	04-MAY-2007 12:04:18	Straylight	42.000	4	Alp1Cen	-0.010000	5800.0	84	27060	No
146	GOM_NL__2PRFIN20070504_120745_000000402057_00453_27060_5532.N1	04-MAY-2007 12:07:45	Straylight	39.500	78	Alp Lup	2.3040	28000.	79	27060	No
147	GOM_NL__2PRFIN20070504_120917_000000402057_00453_27060_5533.N1	04-MAY-2007 12:09:17	Straylight	39.500	81	Eta Cen	2.3560	28000.	79	27060	No
148	GOM_NL__2PRFIN20070504_121120_000000432057_00453_27060_5534.N1	04-MAY-2007 12:11:20	Tw_i_and_stray	42.500	54	5The Cen	2.0550	4500.0	85	27060	No
149	GOM_NL__2PRFIN20070504_121534_000000362057_00453_27060_5535.N1	04-MAY-2007 12:15:34	Bright	36.000	169	46Gam Hya	2.9910	4700.0	72	27060	No
150	GOM_NL__2PRFIN20070504_121852_000000382057_00453_27060_5536.N1	04-MAY-2007 12:18:52	Bright	37.500	15	67Alp Vir	0.97600	28000.	75	27060	No
151	GOM_NL__2PRFIN20070504_122158_000000362057_00453_27060_5537.N1	04-MAY-2007 12:21:58	Bright	36.000	121	29Gam Vir	2.7400	7200.0	72	27060	No
152	GOM_NL__2PRFIN20070504_122513_000000352057_00453_27060_5538.N1	04-MAY-2007 12:25:13	Bright	35.000	138	47Eps Vir	2.8280	4700.0	70	27060	No
153	GOM_NL__2PRFIN20070504_123254_000000332057_00453_27060_5539.N1	04-MAY-2007 12:32:54	Bright	33.000	152	12Alp2CVn	2.8900	11000.	66	27060	No
154	GOM_NL__2PRFIN20070504_123739_000000392057_00453_27060_5540.N1	04-MAY-2007 12:37:39	Bright	38.500	55	79Zet UMa	2.0600	10200.	77	27060	No
155	GOM_NL__2PRFIN20070504_123904_000000352057_00453_27060_5541.N1	04-MAY-2007 12:39:04	Bright	35.000	82	48Bet UMa	2.3650	10600.	70	27060	No
156	GOM_NL__2PRFIN20070504_124021_000000352057_00453_27060_5542.N1	04-MAY-2007 12:40:21	Bright	34.500	36	50Alp UMa	1.8000	6300.0	69	27060	No
157	GOM_NL__2PRFIN20070504_124739_000000362057_00453_27060_5543.N1	04-MAY-2007 12:47:39	Bright	35.500	49	1Alp UMi	1.9900	6300.0	71	27060	No
158	GOM_NL__2PRFIN20070504_125538_000000332057_00453_27060_5544.N1	04-MAY-2007 12:55:38	Bright	32.500	110	37Del Cas	2.6780	8900.0	65	27060	No
159	GOM_NL__2PRFIN20070504_125658_000000322057_00453_27060_5545.N1	04-MAY-2007 12:56:58	Bright	32.000	68	18Alp Cas	2.2250	4500.0	64	27060	No
160	GOM_NL__2PRFIN20070504_131743_000000422057_00453_27060_5546.N1	04-MAY-2007 13:17:43	Dark	42.000	52	16Bet Cet	2.0370	4500.0	84	27060	No

161	GOM_NL__2PRFIN20070504_132259_000000442057_00453_27060_5547.N1	04-MAY-2007 13:22:59	Dark	44.000	18	24Alp PsA	1.1660	9700.0	88	27060	No
162	GOM_NL__2PRFIN20070504_132848_000000402057_00453_27060_5548.N1	04-MAY-2007 13:28:48	Dark	39.500	31	Alp Gru	1.7340	15200.	79	27060	No
163	GOM_NL__2PRFIN20070504_133116_000000402057_00454_27061_5544.N1	04-MAY-2007 13:31:16	Dark	39.500	148	Alp Tuc	2.8780	4100.0	79	27061	No
164	GOM_NL__2PRFIN20070504_134043_000000402057_00454_27061_5545.N1	04-MAY-2007 13:40:43	Straylight	39.500	43	Alp TrA	1.9100	4250.0	79	27061	No
165	GOM_NL__2PRFIN20070504_134255_000000382057_00454_27061_5546.N1	04-MAY-2007 13:42:55	Straylight	37.500	134	Bet TrA	2.8100	6600.0	75	27061	No
166	GOM_NL__2PRFIN20070504_134454_000000422057_00454_27061_5547.N1	04-MAY-2007 13:44:54	Straylight	41.500	4	Alp1Cen	-0.010000	5800.0	83	27061	No
167	GOM_NL__2PRFIN20070504_134821_000000382057_00454_27061_5548.N1	04-MAY-2007 13:48:21	Straylight	37.500	78	Alp Lup	2.3040	28000.	75	27061	No
168	GOM_NL__2PRFIN20070504_134953_000000402057_00454_27061_5549.N1	04-MAY-2007 13:49:53	Straylight	40.000	81	Eta Cen	2.3560	28000.	80	27061	No
169	GOM_NL__2PRFIN20070504_135156_000000432057_00454_27061_5550.N1	04-MAY-2007 13:51:56	Twi_and_stray	43.000	54	5The Cen	2.0550	4500.0	86	27061	No
170	GOM_NL__2PRFIN20070504_135610_000000372057_00454_27061_5551.N1	04-MAY-2007 13:56:10	Bright	37.000	169	46Gam Hya	2.9910	4700.0	74	27061	No
171	GOM_NL__2PRFIN20070504_135928_000000382057_00454_27061_5552.N1	04-MAY-2007 13:59:28	Bright	37.500	15	67Alp Vir	0.97600	28000.	75	27061	No
172	GOM_NL__2PRFIN20070504_140234_000000362057_00454_27061_5553.N1	04-MAY-2007 14:02:34	Bright	36.000	121	29Gam Vir	2.7400	7200.0	72	27061	No
173	GOM_NL__2PRFIN20070504_140549_000000352057_00454_27061_5554.N1	04-MAY-2007 14:05:49	Bright	34.500	138	47Eps Vir	2.8280	4700.0	69	27061	No
174	GOM_NL__2PRFIN20070504_141330_000000352057_00454_27061_5555.N1	04-MAY-2007 14:13:30	Bright	34.500	152	12Alp2CVn	2.8900	11000.	69	27061	No
175	GOM_NL__2PRFIN20070504_141815_000000342057_00454_27061_5556.N1	04-MAY-2007 14:18:15	Bright	34.000	55	79Zet UMa	2.0600	10200.	68	27061	No
176	GOM_NL__2PRFIN20070504_141940_000000362057_00454_27061_5557.N1	04-MAY-2007 14:19:40	Bright	35.500	82	48Bet UMa	2.3650	10600.	71	27061	No
177	GOM_NL__2PRFIN20070504_142057_000000362057_00454_27061_5558.N1	04-MAY-2007 14:20:57	Bright	36.000	36	50Alp UMa	1.8000	6300.0	72	27061	No
178	GOM_NL__2PRFIN20070504_142815_000000352057_00454_27061_5559.N1	04-MAY-2007 14:28:15	Bright	34.500	49	1Alp UMi	1.9900	6300.0	69	27061	No
179	GOM_NL__2PRFIN20070504_143614_000000332057_00454_27061_5560.N1	04-MAY-2007 14:36:14	Bright	33.000	110	37Del Cas	2.6780	8900.0	66	27061	No
180	GOM_NL__2PRFIN20070504_143734_000000522057_00454_27061_5561.N1	04-MAY-2007 14:37:34	Bright	52.000	68	18Alp Cas	2.2250	4500.0	104	27061	No
181	GOM_NL__2PRFIN20070504_145819_000000432057_00454_27061_5562.N1	04-MAY-2007 14:58:19	Dark	43.000	52	16Bet Cet	2.0370	4500.0	86	27061	No
182	GOM_NL__2PRFIN20070504_150336_000000462057_00454_27061_5563.N1	04-MAY-2007 15:03:36	Dark	46.000	18	24Alp PsA	1.1660	9700.0	92	27061	No
183	GOM_NL__2PRFIN20070504_150924_000000462057_00454_27061_5564.N1	04-MAY-2007 15:09:24	Dark	46.000	31	Alp Gru	1.7340	15200.	92	27061	No
184	GOM_NL__2PRFIN20070504_151152_000000432057_00455_27062_5561.N1	04-MAY-2007 15:11:52	Dark	43.000	148	Alp Tuc	2.8780	4100.0	86	27062	No
185	GOM_NL__2PRFIN20070504_152119_000000402057_00455_27062_5562.N1	04-MAY-2007 15:21:19	Straylight	40.000	43	Alp TrA	1.9100	4250.0	80	27062	No
186	GOM_NL__2PRFIN20070504_152331_000000382057_00455_27062_5563.N1	04-MAY-2007 15:23:31	Straylight	37.500	134	Bet TrA	2.8100	6600.0	75	27062	No
187	GOM_NL__2PRFIN20070504_152530_000000432057_00455_27062_5564.N1	04-MAY-2007 15:25:30	Straylight	43.000	4	Alp1Cen	-0.010000	5800.0	86	27062	No
188	GOM_NL__2PRFIN20070504_152858_000000392057_00455_27062_5565.N1	04-MAY-2007 15:28:58	Straylight	38.500	78	Alp Lup	2.3040	28000.	77	27062	No
189	GOM_NL__2PRFIN20070504_153029_000000382057_00455_27062_5566.N1	04-MAY-2007 15:30:29	Straylight	38.000	81	Eta Cen	2.3560	28000.	76	27062	No
190	GOM_NL__2PRFIN20070504_153232_000000422057_00455_27062_5567.N1	04-MAY-2007 15:32:32	Twi_and_stray	42.000	54	5The Cen	2.0550	4500.0	84	27062	No
191	GOM_NL__2PRFIN20070504_153646_000000382057_00455_27062_5568.N1	04-MAY-2007 15:36:46	Bright	37.500	169	46Gam Hya	2.9910	4700.0	75	27062	No
192	GOM_NL__2PRFIN20070504_154004_000000382057_00455_27062_5569.N1	04-MAY-2007 15:40:04	Bright	37.500	15	67Alp Vir	0.97600	28000.	75	27062	No
193	GOM_NL__2PRFIN20070504_154310_000000362057_00455_27062_5570.N1	04-MAY-2007 15:43:10	Bright	36.000	121	29Gam Vir	2.7400	7200.0	72	27062	No
194	GOM_NL__2PRFIN20070504_154625_000000352057_00455_27062_5571.N1	04-MAY-2007 15:46:25	Bright	34.500	138	47Eps Vir	2.8280	4700.0	69	27062	No
195	GOM_NL__2PRFIN20070504_155406_000000362057_00455_27062_5572.N1	04-MAY-2007 15:54:06	Bright	35.500	152	12Alp2CVn	2.8900	11000.	71	27062	No
196	GOM_NL__2PRFIN20070504_155851_000000362057_00455_27062_5573.N1	04-MAY-2007 15:58:51	Bright	35.500	55	79Zet UMa	2.0600	10200.	71	27062	No
197	GOM_NL__2PRFIN20070504_160017_000000352057_00455_27062_5574.N1	04-MAY-2007 16:00:17	Bright	35.000	82	48Bet UMa	2.3650	10600.	70	27062	No
198	GOM_NL__2PRFIN20070504_160133_000000362057_00455_27062_5575.N1	04-MAY-2007 16:01:33	Bright	36.000	36	50Alp UMa	1.8000	6300.0	72	27062	No
199	GOM_NL__2PRFIN20070504_160851_000000362057_00455_27062_5576.N1	04-MAY-2007 16:08:51	Bright	35.500	49	1Alp UMi	1.9900	6300.0	71	27062	No
200	GOM_NL__2PRFIN20070504_161650_000000432057_00455_27062_5577.N1	04-MAY-2007 16:16:50	Bright	43.000	110	37Del Cas	2.6780	8900.0	86	27062	No
201	GOM_NL__2PRFIN20070504_161810_000000332057_00455_27062_5578.N1	04-MAY-2007 16:18:10	Bright	33.000	68	18Alp Cas	2.2250	4500.0	66	27062	No
202	GOM_NL__2PRFIN20070504_163855_000000422057_00455_27062_5579.N1	04-MAY-2007 16:38:55	Dark	41.500	52	16Bet Cet	2.0370	4500.0	83	27062	No
203	GOM_NL__2PRFIN20070504_164412_000000462057_00455_27062_5580.N1	04-MAY-2007 16:44:12	Dark	45.500	18	24Alp PsA	1.1660	9700.0	91	27062	No
204	GOM_NL__2PRFIN20070504_165001_000000472057_00455_27062_5581.N1	04-MAY-2007 16:50:01	Dark	46.500	31	Alp Gru	1.7340	15200.	93	27062	No
205	GOM_NL__2PRFIN20070504_165229_000000422057_00456_27063_5588.N1	04-MAY-2007 16:52:29	Dark	42.000	148	Alp Tuc	2.8780	4100.0	84	27063	No
206	GOM_NL__2PRFIN20070504_170156_000000392057_00456_27063_5589.N1	04-MAY-2007 17:01:56	Straylight	39.000	43	Alp TrA	1.9100	4250.0	78	27063	No
207	GOM_NL__2PRFIN20070504_170407_000000422057_00456_27063_5590.N1	04-MAY-2007 17:04:07	Straylight	42.000	134	Bet TrA	2.8100	6600.0	84	27063	No
208	GOM_NL__2PRFIN20070504_170606_000000492057_00456_27063_5591.N1	04-MAY-2007 17:06:06	Straylight	49.000	4	Alp1Cen	-0.010000	5800.0	98	27063	No
209	GOM_NL__2PRFIN20070504_170934_000000382057_00456_27063_5592.N1	04-MAY-2007 17:09:34	Straylight	37.500	78	Alp Lup	2.3040	28000.	75	27063	No
210	GOM_NL__2PRFIN20070504_171106_000000382057_00456_27063_5593.N1	04-MAY-2007 17:11:06	Straylight	38.000	81	Eta Cen	2.3560	28000.	76	27063	No
211	GOM_NL__2PRFIN20070504_171309_000000442057_00456_27063_5594.N1	04-MAY-2007 17:13:09	Twi_and_stray	44.000	54	5The Cen	2.0550	4500.0	88	27063	No
212	GOM_NL__2PRFIN20070504_171722_000000382057_00456_27063_5595.N1	04-MAY-2007 17:17:22	Bright	37.500	169	46Gam Hya	2.9910	4700.0	75	27063	No
213	GOM_NL__2PRFIN20070504_172040_000000382057_00456_27063_5596.N1	04-MAY-2007 17:20:40	Bright	37.500	15	67Alp Vir	0.97600	28000.	75	27063	No
214	GOM_NL__2PRFIN20070504_172346_000000372057_00456_27063_5597.N1	04-MAY-2007 17:23:46	Bright	36.500	121	29Gam Vir	2.7400	7200.0	73	27063	No
215	GOM_NL__2PRFIN20070504_172701_000000352057_00456_27063_5598.N1	04-MAY-2007 17:27:01	Bright	35.000	138	47Eps Vir	2.8280	4700.0	70	27063	No
216	GOM_NL__2PRFIN20070504_173442_000000352057_00456_27063_5599.N1	04-MAY-2007 17:34:42	Bright	35.000	152	12Alp2CVn	2.8900	11000.	70	27063	No
217	GOM_NL__2PRFIN20070504_173927_000000372057_00456_27063_5600.N1	04-MAY-2007 17:39:27	Bright	37.000	55	79Zet UMa	2.0600	10200.	74	27063	No
218	GOM_NL__2PRFIN20070504_174053_000000352057_00456_27063_5601.N1	04-MAY-2007 17:40:53	Bright	35.000	82	48Bet UMa	2.3650	10600.	70	27063	No
219	GOM_NL__2PRFIN20070504_174209_000000352057_00456_27063_5602.N1	04-MAY-2007 17:42:09	Bright	34.500	36	50Alp UMa	1.8000	6300.0	69	27063	No

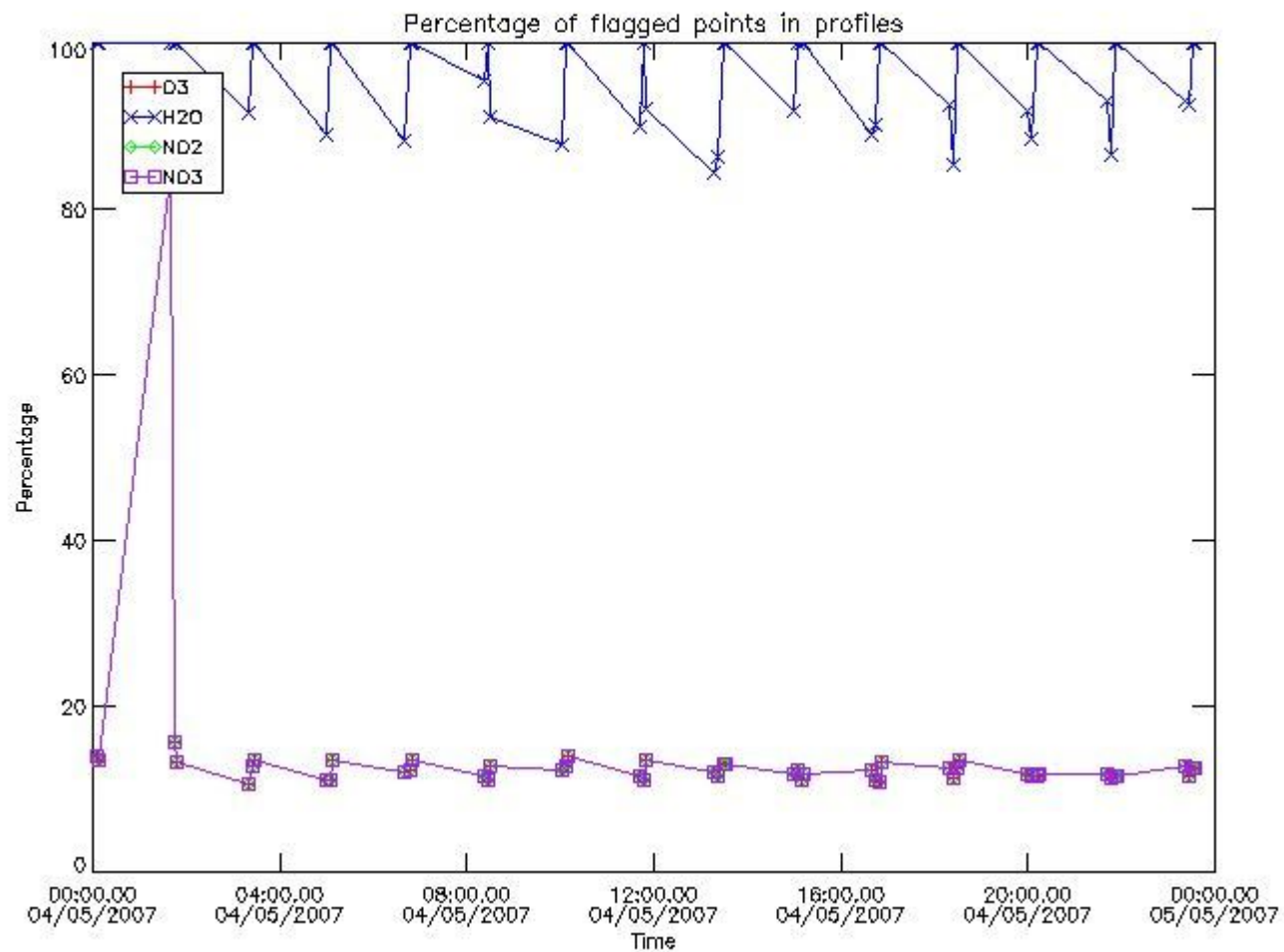
220	GOM_NL__2PRFIN20070504_174927_000000352057_00456_27063_5603.N1	04-MAY-2007 17:49:27	Bright	35.000	49	1Alp UMi	1.9900	6300.0	70	27063	No
221	GOM_NL__2PRFIN20070504_175727_000000522057_00456_27063_5604.N1	04-MAY-2007 17:57:27	Bright	52.000	110	37Del Cas	2.6780	8900.0	104	27063	No
222	GOM_NL__2PRFIN20070504_175846_000000392057_00456_27063_5605.N1	04-MAY-2007 17:58:46	Bright	39.000	68	18Alp Cas	2.2250	4500.0	78	27063	No
223	GOM_NL__2PRFIN20070504_181931_000000412057_00456_27063_5606.N1	04-MAY-2007 18:19:31	Dark	41.000	52	16Bet Cet	2.0370	4500.0	82	27063	No
224	GOM_NL__2PRFIN20070504_182449_000000452057_00456_27063_5607.N1	04-MAY-2007 18:24:49	Dark	45.000	18	24Alp PsA	1.1660	9700.0	90	27063	No
225	GOM_NL__2PRFIN20070504_183038_000000412057_00456_27063_5608.N1	04-MAY-2007 18:30:38	Dark	41.000	31	Alp Gru	1.7340	15200.	82	27063	No
226	GOM_NL__2PRFIN20070504_183305_000000382057_00457_27064_5606.N1	04-MAY-2007 18:33:05	Dark	37.500	148	Alp Tuc	2.8780	4100.0	75	27064	No
227	GOM_NL__2PRFIN20070504_184232_000000472057_00457_27064_5607.N1	04-MAY-2007 18:42:32	Straylight	47.000	43	Alp TrA	1.9100	4250.0	94	27064	No
228	GOM_NL__2PRFIN20070504_184444_000000382057_00457_27064_5608.N1	04-MAY-2007 18:44:44	Straylight	37.500	134	Bet TrA	2.8100	6600.0	75	27064	No
229	GOM_NL__2PRFIN20070504_184643_000000442057_00457_27064_5609.N1	04-MAY-2007 18:46:43	Straylight	43.500	4	Alp1Cen	-0.010000	5800.0	87	27064	No
230	GOM_NL__2PRFIN20070504_185010_000000392057_00457_27064_5610.N1	04-MAY-2007 18:50:10	Straylight	38.500	78	Alp Lup	2.3040	28000.	77	27064	No
231	GOM_NL__2PRFIN20070504_185142_000000402057_00457_27064_5611.N1	04-MAY-2007 18:51:42	Straylight	39.500	81	Eta Cen	2.3560	28000.	79	27064	No
232	GOM_NL__2PRFIN20070504_185345_000000442057_00457_27064_5612.N1	04-MAY-2007 18:53:45	Tw_i_and_stray	44.000	54	5The Cen	2.0550	4500.0	88	27064	No
233	GOM_NL__2PRFIN20070504_185759_000000412057_00457_27064_5613.N1	04-MAY-2007 18:57:59	Bright	41.000	169	46Gam Hya	2.9910	4700.0	82	27064	No
234	GOM_NL__2PRFIN20070504_190116_000000392057_00457_27064_5614.N1	04-MAY-2007 19:01:16	Bright	38.500	15	67Alp Vir	0.97600	28000.	77	27064	No
235	GOM_NL__2PRFIN20070504_190422_000000362057_00457_27064_5615.N1	04-MAY-2007 19:04:22	Bright	35.500	121	29Gam Vir	2.7400	7200.0	71	27064	No
236	GOM_NL__2PRFIN20070504_190737_000000352057_00457_27064_5616.N1	04-MAY-2007 19:07:37	Bright	35.000	138	47Eps Vir	2.8280	4700.0	70	27064	No
237	GOM_NL__2PRFIN20070504_192003_000000362057_00457_27064_5617.N1	04-MAY-2007 19:20:03	Bright	36.000	55	79Zet UMa	2.0600	10200.	72	27064	No
238	GOM_NL__2PRFIN20070504_192129_000000352057_00457_27064_5618.N1	04-MAY-2007 19:21:29	Bright	34.500	82	48Bet UMa	2.3650	10600.	69	27064	No
239	GOM_NL__2PRFIN20070504_192246_000000372057_00457_27064_5619.N1	04-MAY-2007 19:22:46	Bright	36.500	36	50Alp UMa	1.8000	6300.0	73	27064	No
240	GOM_NL__2PRFIN20070504_193003_000000362057_00457_27064_5620.N1	04-MAY-2007 19:30:03	Bright	36.000	49	1Alp UMi	1.9900	6300.0	72	27064	No
241	GOM_NL__2PRFIN20070504_193803_000000332057_00457_27064_5621.N1	04-MAY-2007 19:38:03	Bright	33.000	110	37Del Cas	2.6780	8900.0	66	27064	No
242	GOM_NL__2PRFIN20070504_193922_000000332057_00457_27064_5622.N1	04-MAY-2007 19:39:22	Bright	33.000	68	18Alp Cas	2.2250	4500.0	66	27064	No
243	GOM_NL__2PRFIN20070504_200007_000000442057_00457_27064_5623.N1	04-MAY-2007 20:00:07	Dark	43.500	52	16Bet Cet	2.0370	4500.0	87	27064	No
244	GOM_NL__2PRFIN20070504_200525_000000482057_00457_27064_5624.N1	04-MAY-2007 20:05:25	Dark	48.000	18	24Alp PsA	1.1660	9700.0	96	27064	No
245	GOM_NL__2PRFIN20070504_201114_000000452057_00457_27064_5625.N1	04-MAY-2007 20:11:14	Dark	44.500	31	Alp Gru	1.7340	15200.	89	27064	No
246	GOM_NL__2PRFIN20070504_201341_000000432057_00458_27065_5621.N1	04-MAY-2007 20:13:41	Dark	43.000	148	Alp Tuc	2.8780	4100.0	86	27065	No
247	GOM_NL__2PRFIN20070504_202308_000000392057_00458_27065_5622.N1	04-MAY-2007 20:23:08	Straylight	38.500	43	Alp TrA	1.9100	4250.0	77	27065	No
248	GOM_NL__2PRFIN20070504_202520_000000382057_00458_27065_5623.N1	04-MAY-2007 20:25:20	Straylight	38.000	134	Bet TrA	2.8100	6600.0	76	27065	No
249	GOM_NL__2PRFIN20070504_202719_000000442057_00458_27065_5624.N1	04-MAY-2007 20:27:19	Straylight	44.000	4	Alp1Cen	-0.010000	5800.0	88	27065	No
250	GOM_NL__2PRFIN20070504_203046_000000392057_00458_27065_5625.N1	04-MAY-2007 20:30:46	Straylight	38.500	78	Alp Lup	2.3040	28000.	77	27065	No
251	GOM_NL__2PRFIN20070504_203218_000000402057_00458_27065_5626.N1	04-MAY-2007 20:32:18	Straylight	40.000	81	Eta Cen	2.3560	28000.	80	27065	No
252	GOM_NL__2PRFIN20070504_203421_000000432057_00458_27065_5627.N1	04-MAY-2007 20:34:21	Tw_i_and_stray	42.500	54	5The Cen	2.0550	4500.0	85	27065	No
253	GOM_NL__2PRFIN20070504_203835_000000422057_00458_27065_5628.N1	04-MAY-2007 20:38:35	Bright	41.500	169	46Gam Hya	2.9910	4700.0	83	27065	No
254	GOM_NL__2PRFIN20070504_204152_000000382057_00458_27065_5629.N1	04-MAY-2007 20:41:52	Bright	37.500	15	67Alp Vir	0.97600	28000.	75	27065	No
255	GOM_NL__2PRFIN20070504_204459_000000362057_00458_27065_5630.N1	04-MAY-2007 20:44:59	Bright	36.000	121	29Gam Vir	2.7400	7200.0	72	27065	No
256	GOM_NL__2PRFIN20070504_204814_000000352057_00458_27065_5631.N1	04-MAY-2007 20:48:14	Bright	35.000	138	47Eps Vir	2.8280	4700.0	70	27065	No
257	GOM_NL__2PRFIN20070504_205554_000000352057_00458_27065_5632.N1	04-MAY-2007 20:55:54	Bright	35.000	152	12Alp2CVn	2.8900	11000.	70	27065	No
258	GOM_NL__2PRFIN20070504_210038_000000362057_00458_27065_5633.N1	04-MAY-2007 21:00:38	Bright	36.000	55	79Zet UMa	2.0600	10200.	72	27065	No
259	GOM_NL__2PRFIN20070504_210206_000000392057_00458_27065_5634.N1	04-MAY-2007 21:02:06	Bright	38.500	82	48Bet UMa	2.3650	10600.	77	27065	No
260	GOM_NL__2PRFIN20070504_210322_000000522057_00458_27065_5635.N1	04-MAY-2007 21:03:22	Bright	52.000	36	50Alp UMa	1.8000	6300.0	104	27065	No
261	GOM_NL__2PRFIN20070504_211039_000000342057_00458_27065_5636.N1	04-MAY-2007 21:10:39	Bright	33.500	49	1Alp UMi	1.9900	6300.0	67	27065	No
262	GOM_NL__2PRFIN20070504_211839_000000522057_00458_27065_5637.N1	04-MAY-2007 21:18:39	Bright	52.000	110	37Del Cas	2.6780	8900.0	104	27065	No
263	GOM_NL__2PRFIN20070504_211958_000000522057_00458_27065_5638.N1	04-MAY-2007 21:19:58	Bright	52.000	68	18Alp Cas	2.2250	4500.0	104	27065	No
264	GOM_NL__2PRFIN20070504_214043_000000442057_00458_27065_5639.N1	04-MAY-2007 21:40:43	Dark	43.500	52	16Bet Cet	2.0370	4500.0	87	27065	No
265	GOM_NL__2PRFIN20070504_214602_000000452057_00458_27065_5640.N1	04-MAY-2007 21:46:02	Dark	45.000	18	24Alp PsA	1.1660	9700.0	90	27065	No
266	GOM_NL__2PRFIN20070504_215151_000000452057_00458_27065_5641.N1	04-MAY-2007 21:51:51	Dark	44.500	31	Alp Gru	1.7340	15200.	89	27065	No
267	GOM_NL__2PRFIN20070504_215418_000000442057_00459_27066_5638.N1	04-MAY-2007 21:54:18	Dark	44.000	148	Alp Tuc	2.8780	4100.0	88	27066	No
268	GOM_NL__2PRFIN20070504_220344_000000442057_00459_27066_5639.N1	04-MAY-2007 22:03:44	Straylight	43.500	43	Alp TrA	1.9100	4250.0	87	27066	No
269	GOM_NL__2PRFIN20070504_220556_000000382057_00459_27066_5640.N1	04-MAY-2007 22:05:56	Straylight	37.500	134	Bet TrA	2.8100	6600.0	75	27066	No
270	GOM_NL__2PRFIN20070504_220755_000000522057_00459_27066_5641.N1	04-MAY-2007 22:07:55	Straylight	52.000	4	Alp1Cen	-0.010000	5800.0	104	27066	No
271	GOM_NL__2PRFIN20070504_221123_000000412057_00459_27066_5642.N1	04-MAY-2007 22:11:23	Straylight	41.000	78	Alp Lup	2.3040	28000.	82	27066	No
272	GOM_NL__2PRFIN20070504_221254_000000402057_00459_27066_5643.N1	04-MAY-2007 22:12:54	Straylight	40.000	81	Eta Cen	2.3560	28000.	80	27066	No
273	GOM_NL__2PRFIN20070504_221457_000000422057_00459_27066_5644.N1	04-MAY-2007 22:14:57	Tw_i_and_stray	42.000	54	5The Cen	2.0550	4500.0	84	27066	No
274	GOM_NL__2PRFIN20070504_221911_000000382057_00459_27066_5645.N1	04-MAY-2007 22:19:11	Bright	38.000	169	46Gam Hya	2.9910	4700.0	76	27066	No
275	GOM_NL__2PRFIN20070504_222228_000000372057_00459_27066_5646.N1	04-MAY-2007 22:22:28	Bright	37.000	15	67Alp Vir	0.97600	28000.	74	27066	No
276	GOM_NL__2PRFIN20070504_222535_000000362057_00459_27066_5647.N1	04-MAY-2007 22:25:35	Bright	36.000	121	29Gam Vir	2.7400	7200.0	72	27066	No
277	GOM_NL__2PRFIN20070504_222849_000000352057_00459_27066_5648.N1	04-MAY-2007 22:28:49	Bright	35.000	138	47Eps Vir	2.8280	4700.0	70	27066	No
278	GOM_NL__2PRFIN20070504_223630_000000342057_00459_27066_5649.N1	04-MAY-2007 22:36:30	Bright	33.500	152	12Alp2CVn	2.8900	11000.	67	27066	No

279	GOM_NL__2PRFIN20070504_224114_000000372057_00459_27066_5650.N1	04-MAY-2007 22:41:14	Bright	36.500	55	79Zet UMa	2.0600	10200.	73	27066	No
280	GOM_NL__2PRFIN20070504_224242_000000402057_00459_27066_5651.N1	04-MAY-2007 22:42:42	Bright	39.500	82	48Bet UMa	2.3650	10600.	79	27066	No
281	GOM_NL__2PRFIN20070504_224358_000000512057_00459_27066_5652.N1	04-MAY-2007 22:43:58	Bright	50.500	36	50Alp UMa	1.8000	6300.0	101	27066	No
282	GOM_NL__2PRFIN20070504_225115_000000322057_00459_27066_5653.N1	04-MAY-2007 22:51:15	Bright	32.000	49	1Alp UMi	1.9900	6300.0	64	27066	No
283	GOM_NL__2PRFIN20070504_225915_000000522057_00459_27066_5654.N1	04-MAY-2007 22:59:15	Bright	52.000	110	37Del Cas	2.6780	8900.0	104	27066	No
284	GOM_NL__2PRFIN20070504_230034_000000342057_00459_27066_5655.N1	04-MAY-2007 23:00:34	Bright	33.500	68	18Alp Cas	2.2250	4500.0	67	27066	No
285	GOM_NL__2PRFIN20070504_232119_000000442057_00459_27066_5656.N1	04-MAY-2007 23:21:19	Dark	43.500	52	16Bet Cet	2.0370	4500.0	87	27066	No
286	GOM_NL__2PRFIN20070504_232638_000000482057_00459_27066_5657.N1	04-MAY-2007 23:26:38	Dark	48.000	18	24Alp PsA	1.1660	9700.0	96	27066	No
287	GOM_NL__2PRFIN20070504_233227_000000412057_00459_27066_5658.N1	04-MAY-2007 23:32:27	Dark	41.000	31	Alp Gru	1.7340	15200.	82	27066	No
288	GOM_NL__2PRFIN20070504_233454_000000412057_00460_27067_5654.N1	04-MAY-2007 23:34:54	Dark	41.000	148	Alp Tuc	2.8780	4100.0	82	27067	No
289	GOM_NL__2PRFIN20070504_234421_000000392057_00460_27067_5655.N1	04-MAY-2007 23:44:21	Straylight	38.500	43	Alp TrA	1.9100	4250.0	77	27067	No
290	GOM_NL__2PRFIN20070504_234632_000000382057_00460_27067_5656.N1	04-MAY-2007 23:46:32	Straylight	38.000	134	Bet TrA	2.8100	6600.0	76	27067	No
291	GOM_NL__2PRFIN20070504_234831_000000442057_00460_27067_5657.N1	04-MAY-2007 23:48:31	Straylight	44.000	4	Alp1Cen	-0.010000	5800.0	88	27067	No
292	GOM_NL__2PRFIN20070504_235159_000000402057_00460_27067_5658.N1	04-MAY-2007 23:51:59	Straylight	40.000	78	Alp Lup	2.3040	28000.	80	27067	No
293	GOM_NL__2PRFIN20070504_235331_000000402057_00460_27067_5659.N1	04-MAY-2007 23:53:31	Straylight	40.000	81	Eta Cen	2.3560	28000.	80	27067	No
294	GOM_NL__2PRFIN20070504_235533_000000442057_00460_27067_5660.N1	04-MAY-2007 23:55:33	Twilight_stray	43.500	54	5The Cen	2.0550	4500.0	87	27067	No
295	GOM_NL__2PRFIN20070504_235947_000000382057_00460_27067_5661.N1	04-MAY-2007 23:59:47	Bright	37.500	169	46Gam Hya	2.9910	4700.0	75	27067	No

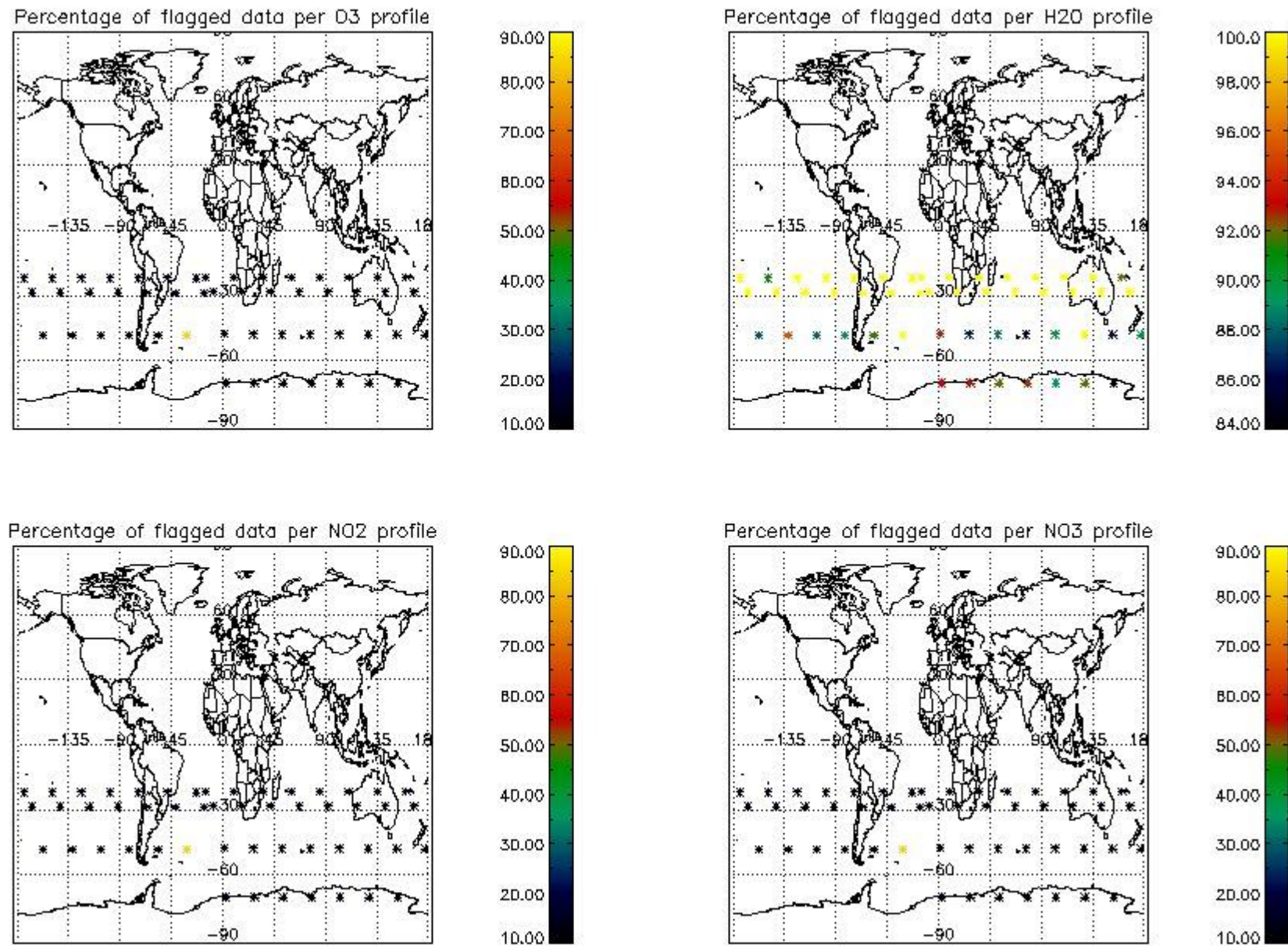
3. Quality information per product

In this section it is plotted some information contained in the Quality Summary data set of the level 2 products. Only products in dark limb conditions and without errors (error flag in the MPH set to "0") are used.

3.1 Plot quality information per product (time dependant)



3.2 Plot quality information per product (world map)

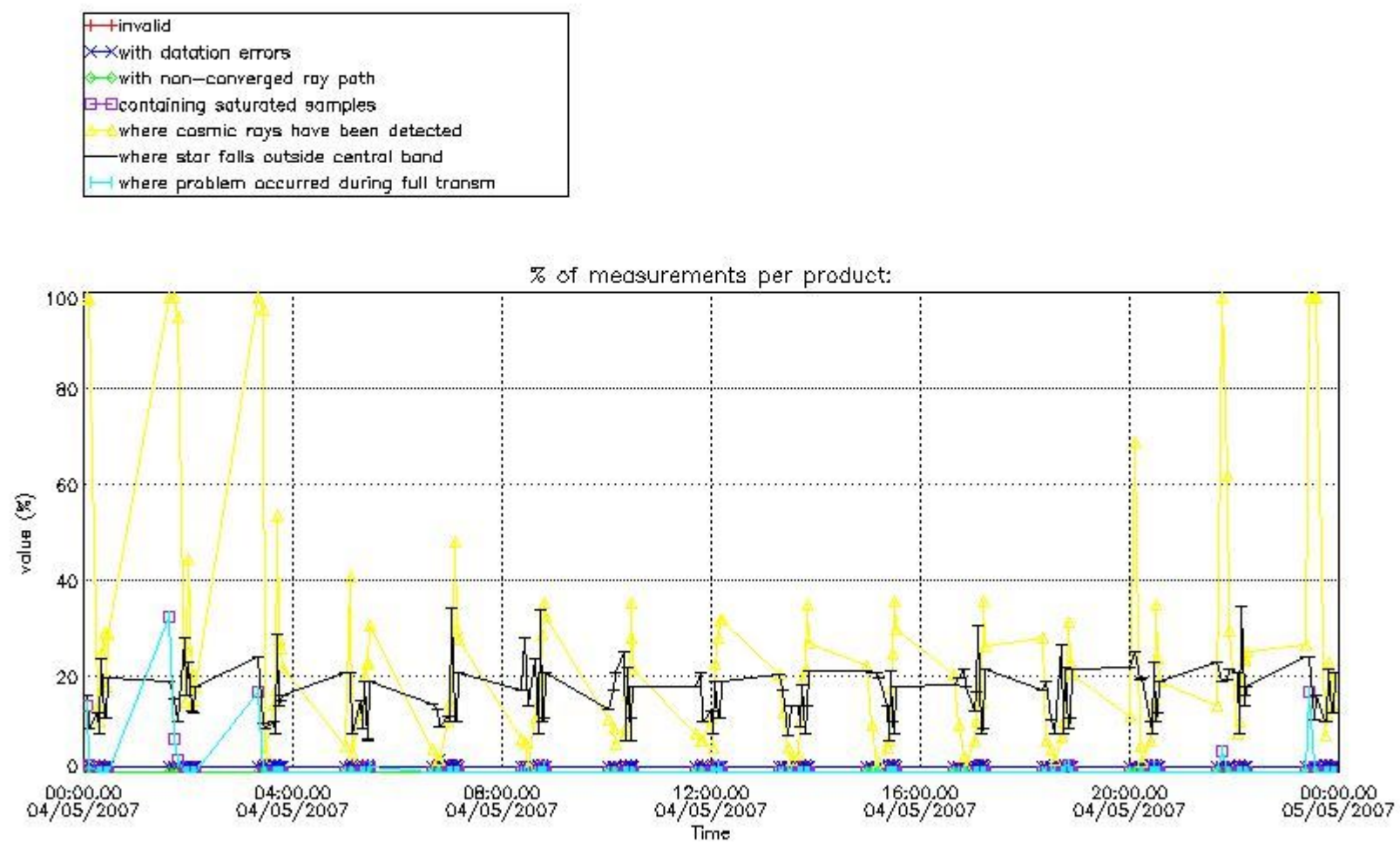


4. Level 1 quality information per product

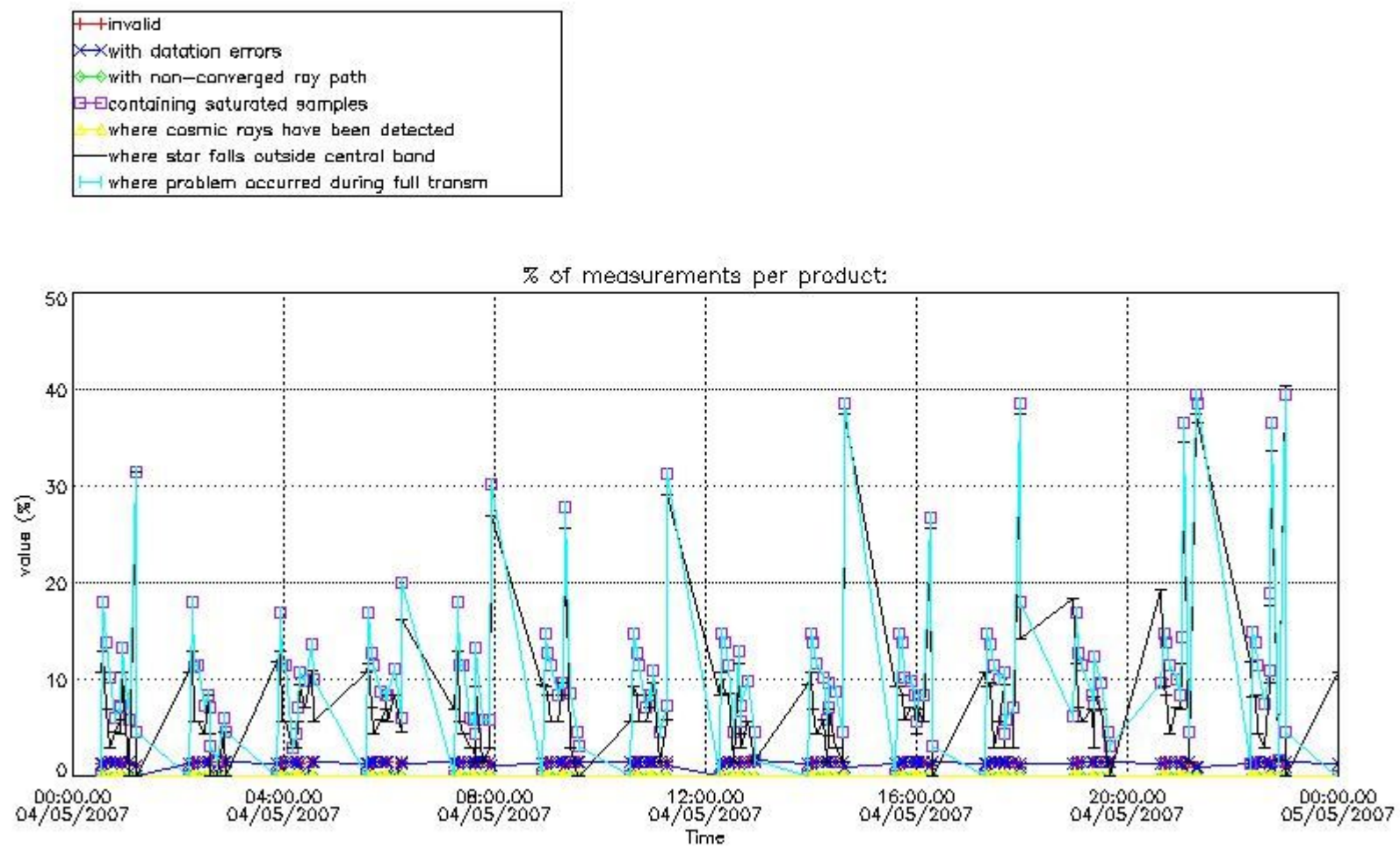
In this section it is plotted some information contained in the Quality Summary data set of the level 2 products that comes from the level 1b processing. Products without errors (error flag in the MPH set to "0") are used.

4.1 Plot quality information per product (time dependant) coming from level 1b processing

4.1.1 Plot level 1 quality information per product (time dependant): ENVISAT ASCENDING passes



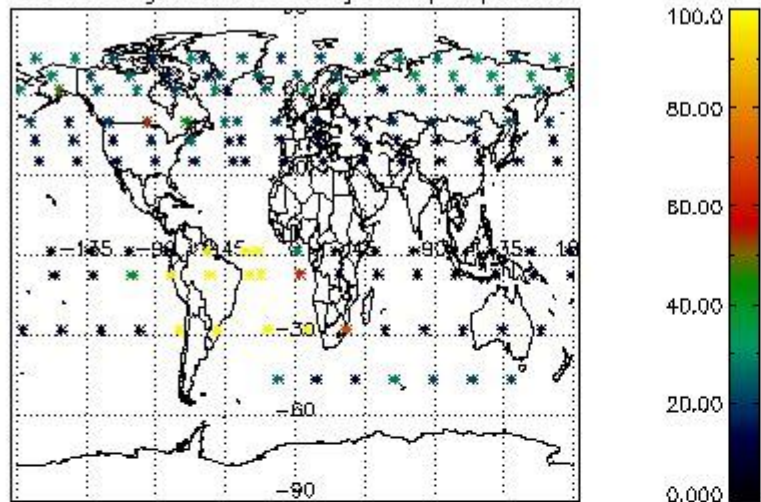
4.1.2 Plot level 1 quality information per product (time dependant): ENVI SAT DESCENDING passes



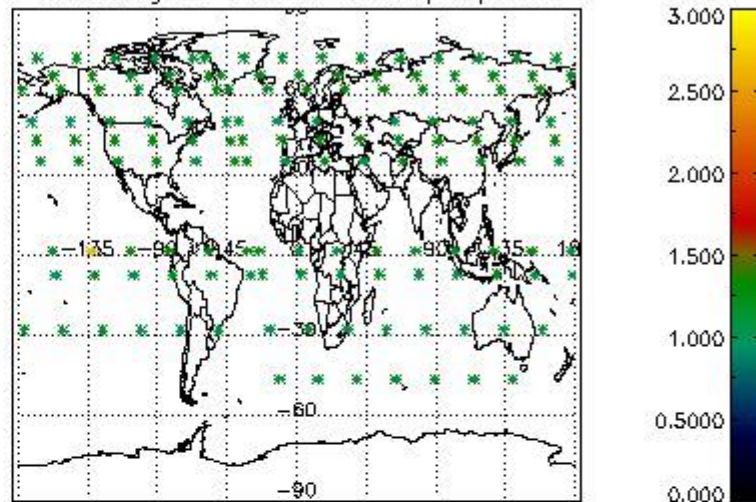
4.2 Plot quality information per product coming from level 1b processing (world map)

4.2.1 Plot level 1 quality information per product (world map): ENVISAT ASCENDING passes

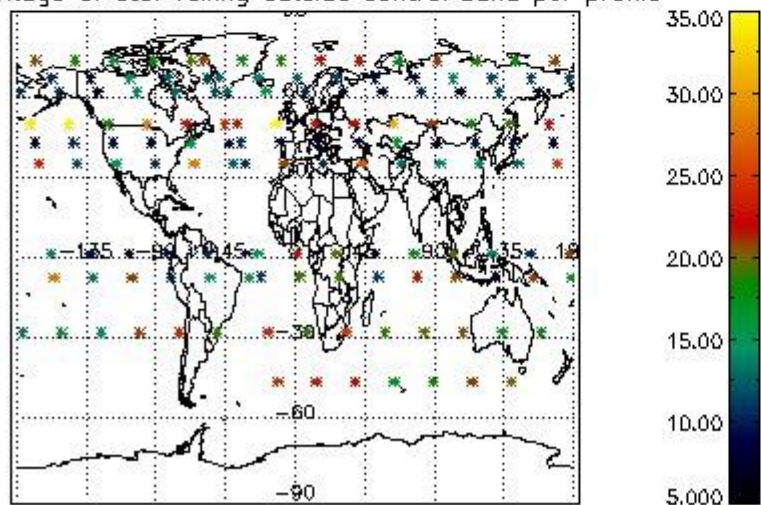
Percentage of cosmic ray hits per profile



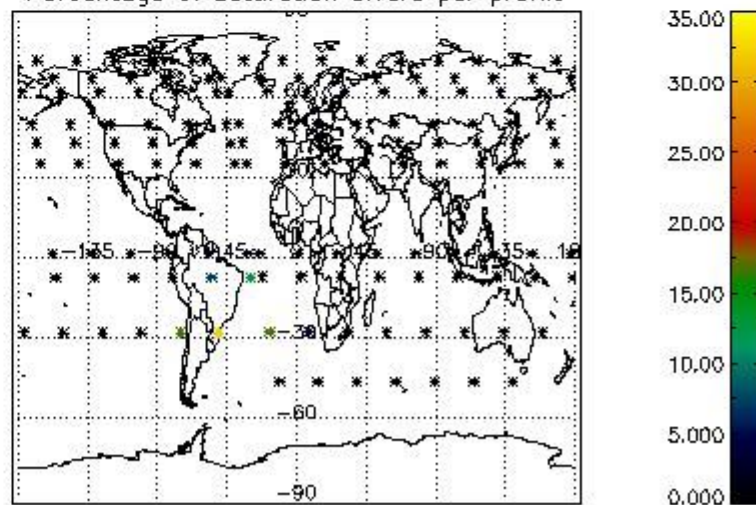
Percentage of datation errors per profile



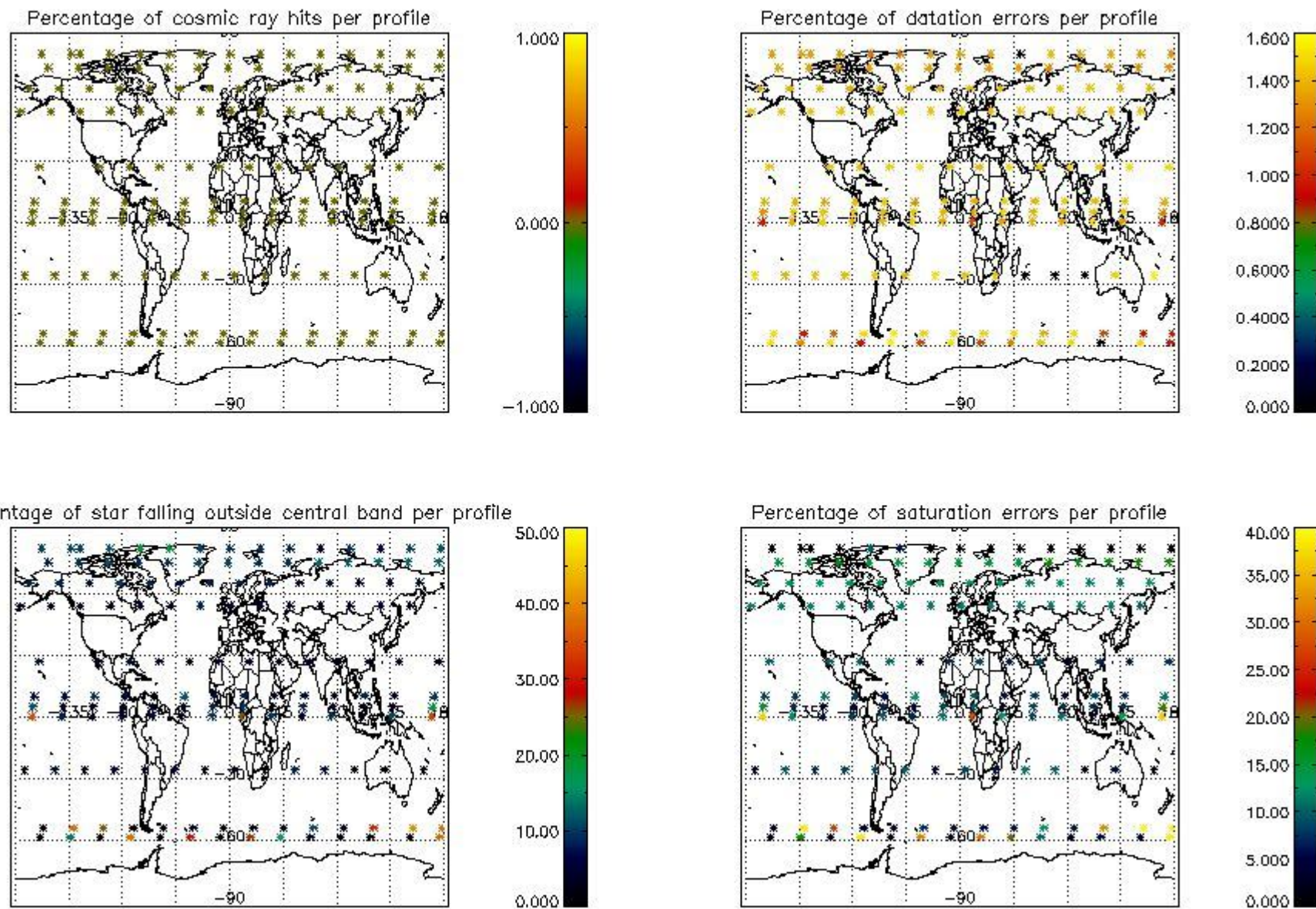
Percentage of star falling outside central band per profile



Percentage of saturation errors per profile



4.2.2 Plot level 1 quality information per product (world map): ENVISAT DESCENDING passes



5. Trace gas profiles

5.1 Ozone statistics based on quality of products

The final quality of the products can be "measured" using the STD (Standard Deviation) attached to every point profile. This information is written to the parameter GOM_NL__2P/NL_LOCAL_SPECIES_DENSITY/o3_std of the level 2 products. The table below shows the statistics for given STD ranges.

The statistics are given with respect to the overall valid production:

- Products without fatal errors: GOM_NL__2P/MPH/PRODUCT_ERR=0
- Valid point profile: GOM_NL__2P/NL_LOCAL_SPECIES_DENSITY/pcd(0)=0

The 'Criteria' is applied to valid points of dark limb products:

- Products in dark limb illumination condition: GOM_NL__2P/NL_SUMMARY_QUALITY/obs_ill_cond=0
- Products without fatal errors: GOM_NL__2P/MPH/PRODUCT_ERR=0
- Valid point profile: GOM_NL__2P/NL_LOCAL_SPECIES_DENSITY/pcd(0)=0

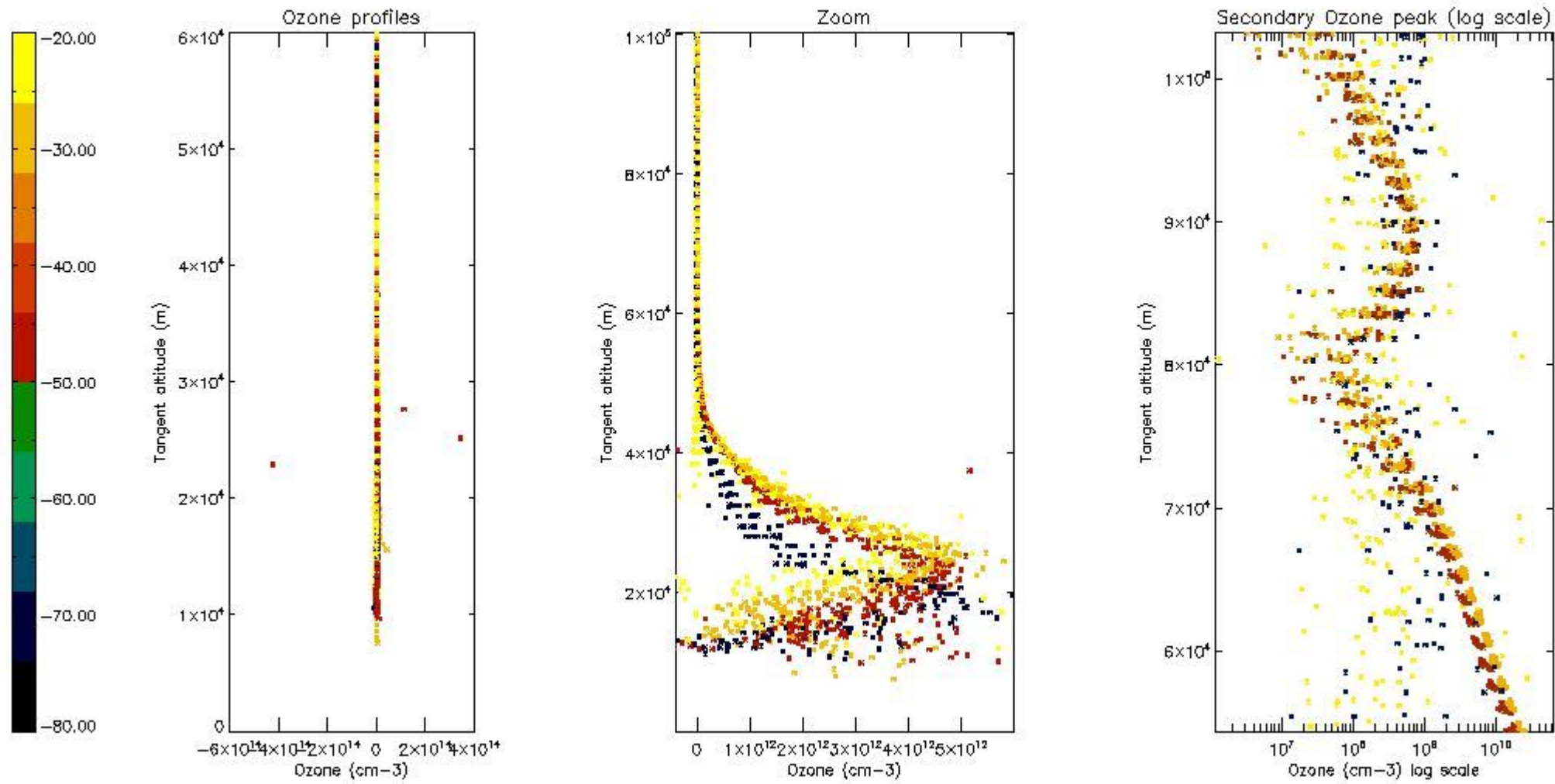
So, the table below shows the percentage of dark limb and valid observations for each criteria with respect to the overall valid daily observations.

Criteria	% of total production
All STD	19
STD < 20	9

STD < 10	7
STD < 5	5

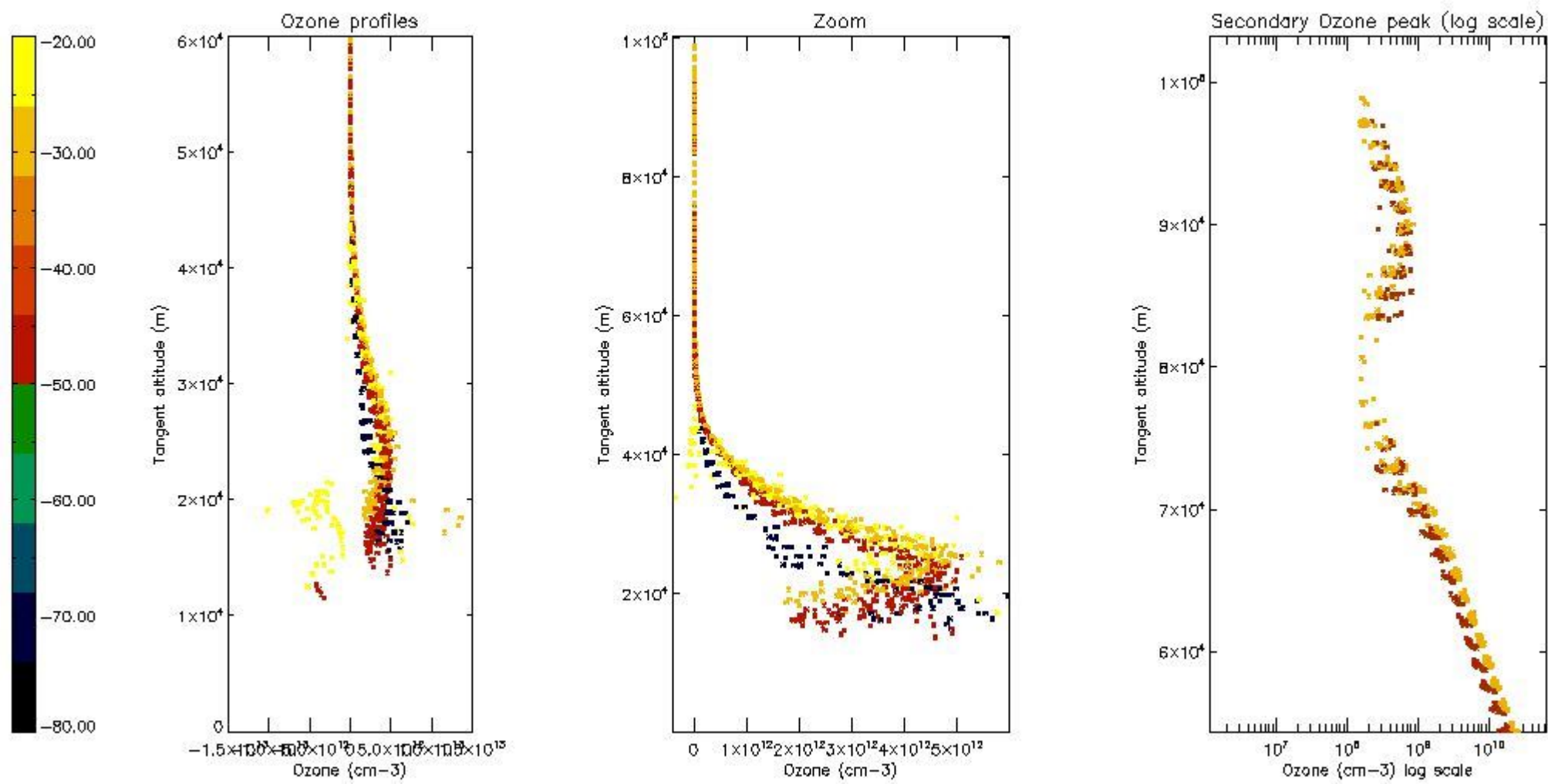
5.2 Plot ozone profiles for all STD (dark without errors)

The colorbar represents the latitude.



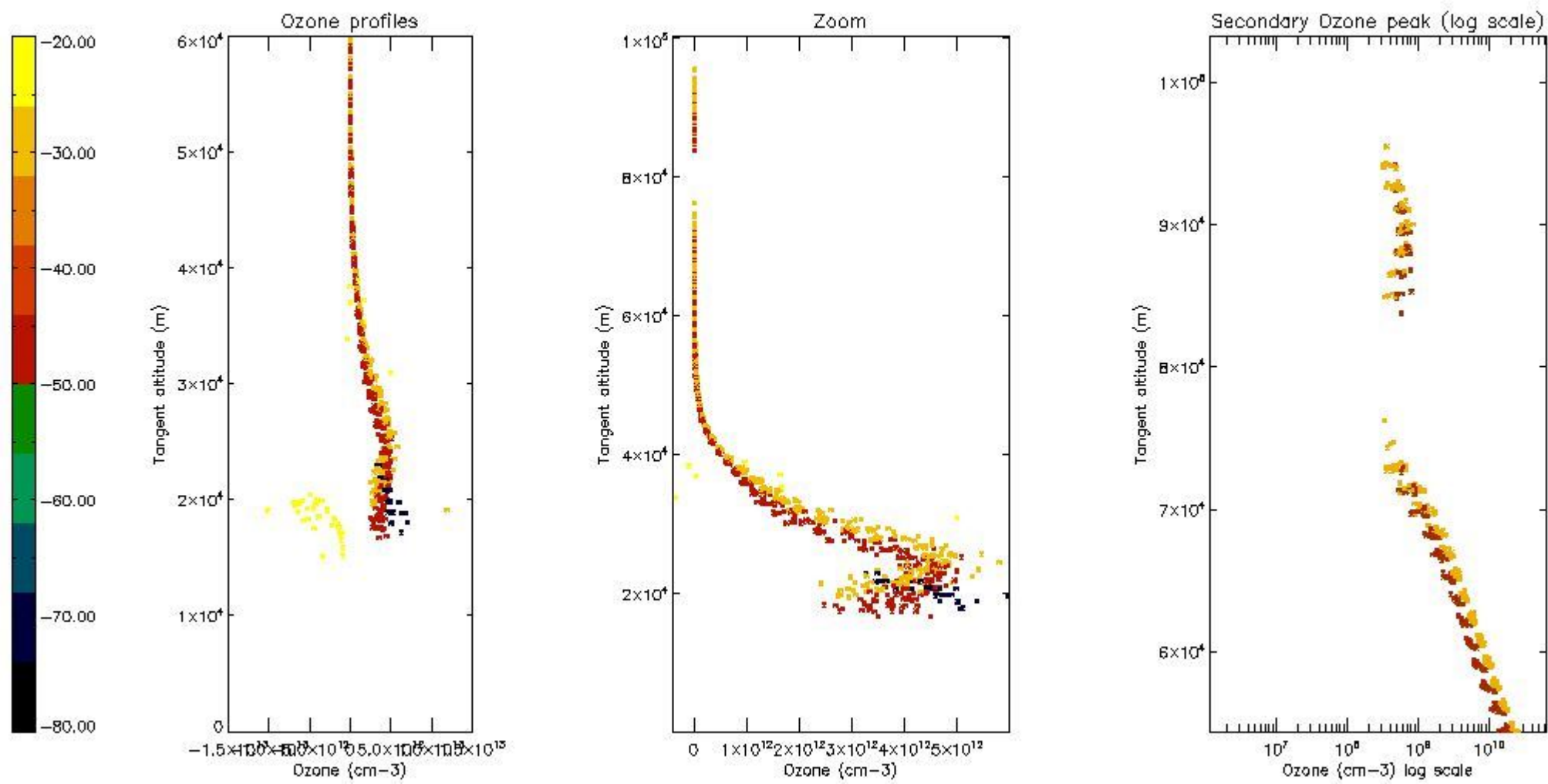
5.3 Plot ozone profiles where STD < 20% (dark without errors)

The colorbar represents the latitude.



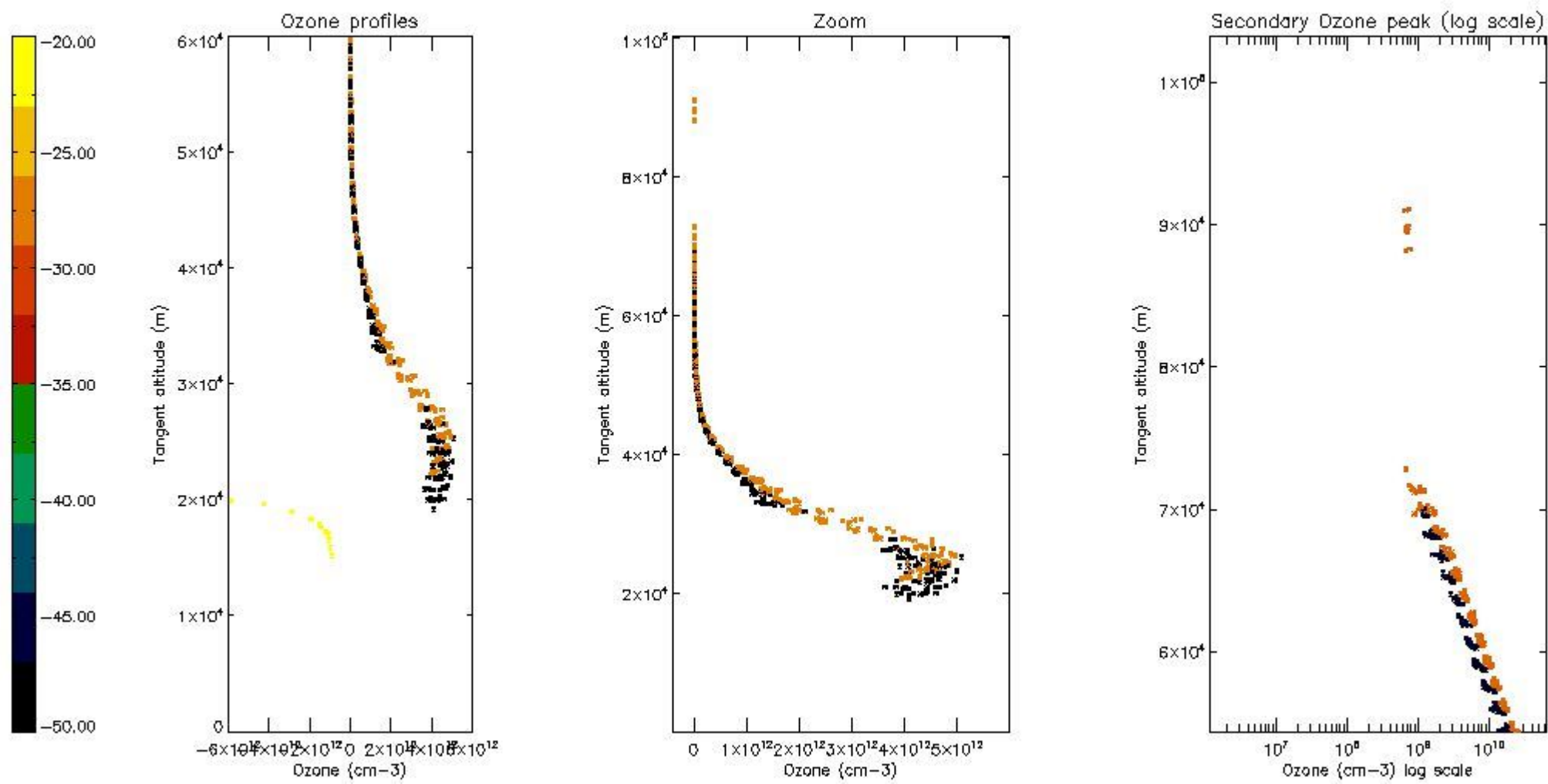
5.4 Plot ozone profiles where STD < 10% (dark without errors)

The colorbar represents the latitude.



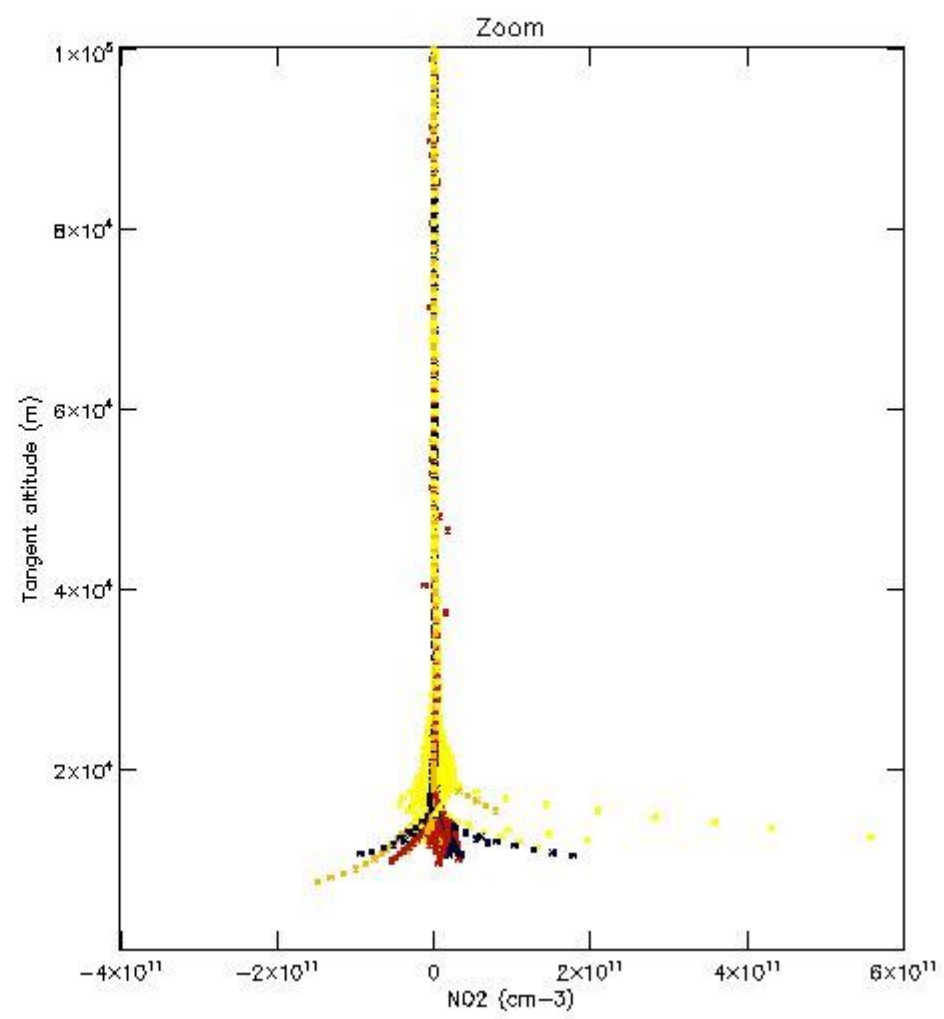
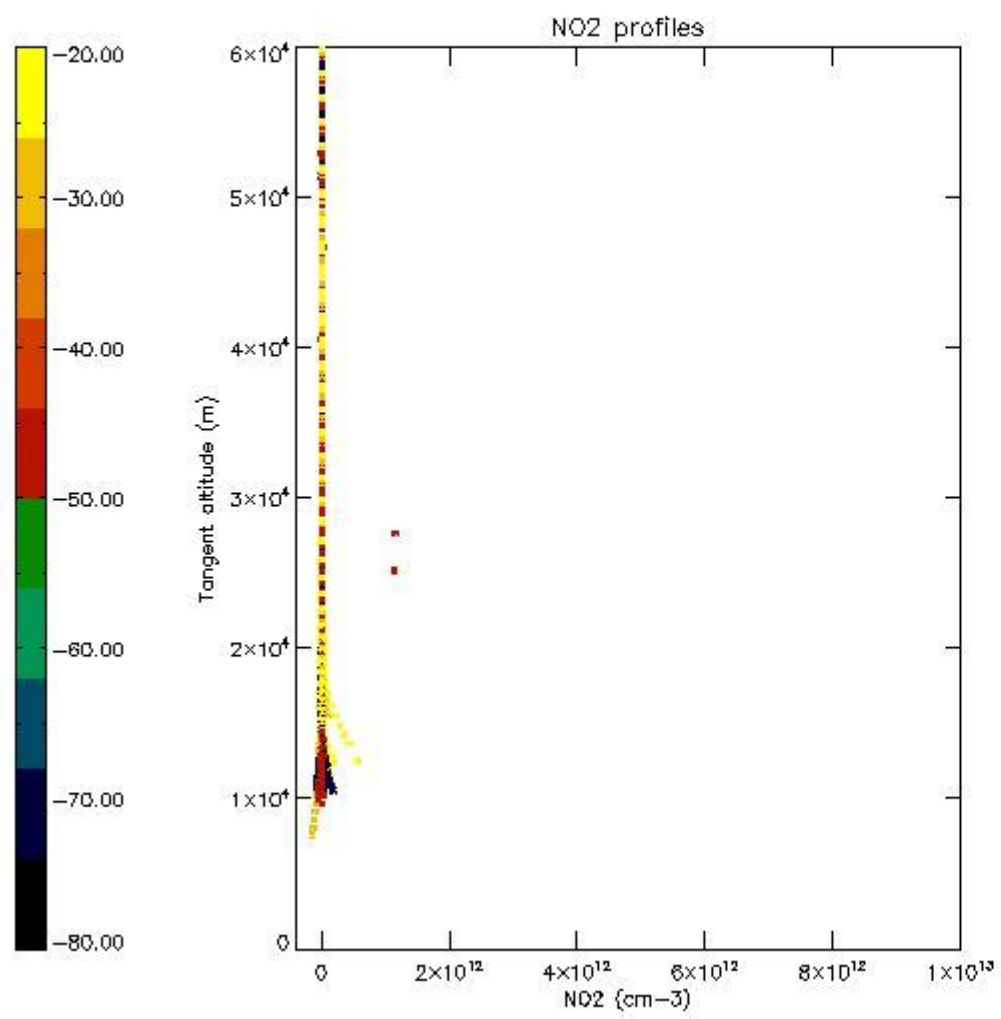
5.5 Plot ozone profiles where STD < 5% (dark without errors)

The colorbar represents the latitude.



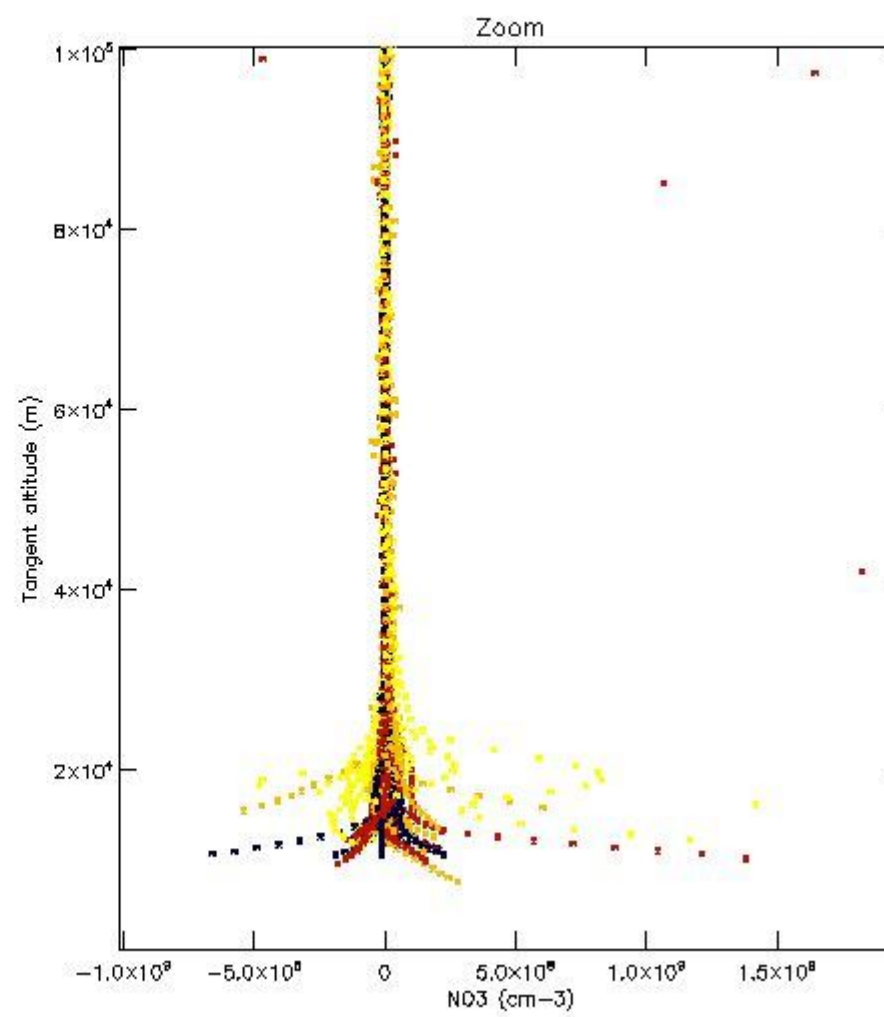
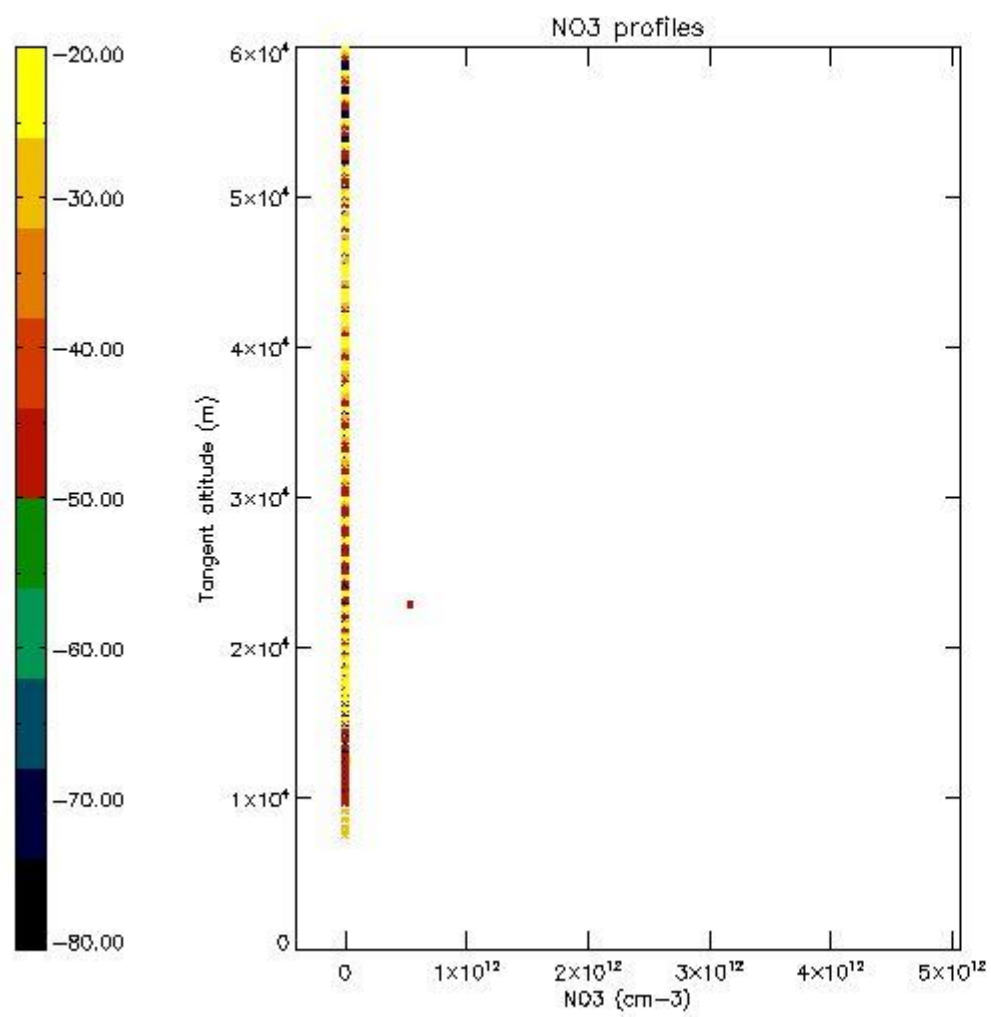
5.6 Plot NO₂ profiles for all STD (dark without errors)

The colorbar represents the latitude.



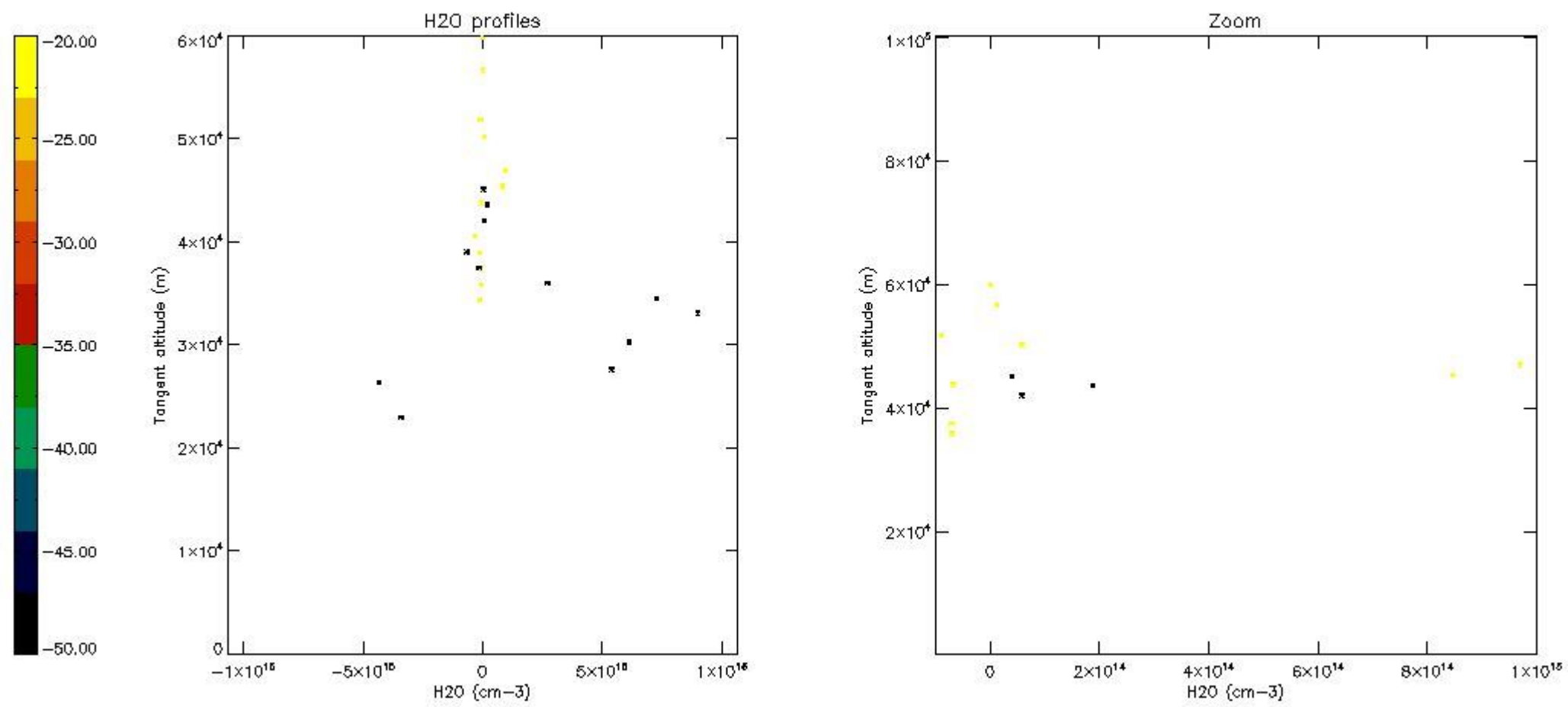
5.7 Plot NO3 profiles for all STD (dark without errors)

The colorbar represents the latitude.



5.8 Plot H₂O profiles for all STD (only for occultations of stars 1,2,3,4,13,14,16,26,63 dark without errors)

The colorbar represents the latitude.



6. Auxiliary Data Files used for the production reported in section 2

The number reported in the third column indicates since which file (see list in section 2) the corresponding auxiliary file has been used. The fourth column is the date of those product files.

Type	Auxiliary Filename	Used since product	Used since product date
INST_PHYS_CHARACTERISTICS	GOM_INS_AXVIEC20091111_143220_20030716_120000_20500101_000000	1	04-MAY-2007 00:03:56
LEVEL-2_PROC_CONFIG	GOM_PR2_AXVIEC20091111_152718_20020301_000000_20500101_000000	1	04-MAY-2007 00:03:56
CROSS_SECTIONS_FILE	GOM_CRS_AXVIEC20091111_154832_20020301_000000_20500101_000000	1	04-MAY-2007 00:03:56

GOMOS Level 2 Daily Report

SUMMARY

[1. General Info](#)

[2. Summary of processed GOM_NL_2P products](#)

[3. Level 2 Quality information per product](#)

[3.1 Plot of level 2 quality information per product \(time dependant\)](#)

[3.2 Plot of level 2 quality information per product \(world map\)](#)

[4. Level 1 Quality information per product \(stored on level 2 products\)](#)

[4.1 Plot of level 1 quality information per product \(time dependant\)](#)

[4.1.1 Plot of level 1 quality information per product \(time dependant\): ASCENDING](#)

[4.1.2 Plot of level 1 quality information per product \(time dependant\): DESCENDING](#)

[4.2 Plot of level 1 quality information per product \(world map\)](#)

[4.2.1 Plot of level 1 quality information per product \(world map\): ASCENDING](#)

[4.2.2 Plot of level 1 quality information per product \(world map\): DESCENDING](#)

[5. Ozone profiles based on quality statistics and other trace gas profiles](#)

[5.1 Ozone statistics based on quality of products](#)

[5.2 Plot ozone profiles for all STD \(dark without errors\)](#)

[5.3 Plot ozone profiles where STD < 20% \(dark without errors\)](#)

[5.4. Plot ozone profiles where STD < 10% \(dark without errors\)](#)

[5.5. Plot ozone profiles where STD < 5% \(dark without errors\)](#)

[5.6 Plot NO2 profiles for all STD \(dark without errors\)](#)

[5.7 Plot NO3 profiles for all STD \(dark without errors\)](#)

[5.8 Plot H2O profiles \(only for occultations of stars 1,2,3,4,13,14,16,26,63 dark without errors\) for all STD](#)

[6. Auxiliary Data Files used for the production reported in section 2](#)

This report presents the daily analysis on parameters extracted from GOMOS level 2 data (GOM_NL__2P). It is intended to monitor some important parameters that will impact the quality of these products. A list of level 2 products (and content) that have arrived during the reporting day to the PCF is also given.

Item	Value
Time of report generation	22APR2013 19:11:23
Data source version	GOMOS/6.01
Start time of products	04-05-2007 (04MAY2007 00:00:00)
Stop time of products	05-05-2007 (05MAY2007 00:00:00)
Store outputs in DB	Yes
Nb of level 2 prods	295
Nb of prods with errors	0

2. Summary of processed GOM_NL__2P products.

Nr	Filename	UTC Start time	Limb	Duration	Star Id	Star Name	Star Mag	Star Temp	Nb Meas	Orbit	Prod. error
1	GOM_NL__2PRFIN20070504_000356_000000442057_00445_27052_5269.N1	04-MAY-2007 00:03:56	Dark	43.500	31	Alp Gru	1.7340	15200.	87	27052	No
2	GOM_NL__2PRFIN20070504_000625_000000382057_00446_27053_5256.N1	04-MAY-2007 00:06:25	Dark	38.000	148	Alp Tuc	2.8780	4100.0	76	27053	No
3	GOM_NL__2PRFIN20070504_001553_000000402057_00446_27053_5257.N1	04-MAY-2007 00:15:53	Straylight	40.000	43	Alp TrA	1.9100	4250.0	80	27053	No
4	GOM_NL__2PRFIN20070504_001804_000000382057_00446_27053_5258.N1	04-MAY-2007 00:18:04	Straylight	37.500	134	Bet TrA	2.8100	6600.0	75	27053	No
5	GOM_NL__2PRFIN20070504_002004_000000452057_00446_27053_5259.N1	04-MAY-2007 00:20:04	Straylight	44.500	4	Alp1Cen	-0.010000	5800.0	89	27053	No
6	GOM_NL__2PRFIN20070504_002331_000000402057_00446_27053_5260.N1	04-MAY-2007 00:23:31	Straylight	39.500	78	Alp Lup	2.3040	28000.	79	27053	No
7	GOM_NL__2PRFIN20070504_002504_000000402057_00446_27053_5261.N1	04-MAY-2007 00:25:04	Straylight	39.500	81	Eta Cen	2.3560	28000.	79	27053	No
8	GOM_NL__2PRFIN20070504_002707_000000442057_00446_27053_5262.N1	04-MAY-2007 00:27:07	Twilight_stray	43.500	54	5The Cen	2.0550	4500.0	87	27053	No
9	GOM_NL__2PRFIN20070504_003121_000000382057_00446_27053_5263.N1	04-MAY-2007 00:31:21	Bright	37.500	169	46Gam Hya	2.9910	4700.0	75	27053	No
10	GOM_NL__2PRFIN20070504_003439_000000392057_00446_27053_5264.N1	04-MAY-2007 00:34:39	Bright	39.000	15	67Alp Vir	0.97600	28000.	78	27053	No
11	GOM_NL__2PRFIN20070504_003745_000000362057_00446_27053_5265.N1	04-MAY-2007 00:37:45	Bright	36.000	121	29Gam Vir	2.7400	7200.0	72	27053	No
12	GOM_NL__2PRFIN20070504_004101_000000352057_00446_27053_5266.N1	04-MAY-2007 00:41:01	Bright	34.500	138	47Eps Vir	2.8280	4700.0	69	27053	No
13	GOM_NL__2PRFIN20070504_004842_000000342057_00446_27053_5267.N1	04-MAY-2007 00:48:42	Bright	33.500	152	12Alp2CVn	2.8900	11000.	67	27053	No
14	GOM_NL__2PRFIN20070504_005321_000000352057_00446_27053_5268.N1	04-MAY-2007 00:53:21	Bright	34.500	87	64Gam UMa	2.4330	11000.	69	27053	No
15	GOM_NL__2PRFIN20070504_005450_000000352057_00446_27053_5269.N1	04-MAY-2007 00:54:50	Bright	35.000	82	48Bet UMa	2.3650	10600.	70	27053	No
16	GOM_NL__2PRFIN20070504_005607_000000382057_00446_27053_5270.N1	04-MAY-2007 00:56:07	Bright	37.500	36	50Alp UMa	1.8000	6300.0	75	27053	No
17	GOM_NL__2PRFIN20070504_010327_000000342057_00446_27053_5271.N1	04-MAY-2007 01:03:27	Bright	34.000	49	1Alp UMi	1.9900	6300.0	68	27053	No
18	GOM_NL__2PRFIN20070504_011126_000000462057_00446_27053_5272.N1	04-MAY-2007 01:11:26	Bright	46.000	110	37Del Cas	2.6780	8900.0	92	27053	No
19	GOM_NL__2PRFIN20070504_011246_000000332057_00446_27053_5273.N1	04-MAY-2007 01:12:46	Bright	33.000	68	18Alp Cas	2.2250	4500.0	66	27053	No
20	GOM_NL__2PRFIN20070504_013844_000000452057_00446_27053_5274.N1	04-MAY-2007 01:38:44	Dark	45.000	18	24Alp PsA	1.1660	9700.0	90	27053	No
21	GOM_NL__2PRFIN20070504_014432_000000432057_00446_27053_5275.N1	04-MAY-2007 01:44:32	Dark	42.500	31	Alp Gru	1.7340	15200.	85	27053	No
22	GOM_NL__2PRFIN20070504_014702_000000392057_00447_27054_5332.N1	04-MAY-2007 01:47:02	Dark	38.500	148	Alp Tuc	2.8780	4100.0	77	27054	No
23	GOM_NL__2PRFIN20070504_015629_000000482057_00447_27054_5333.N1	04-MAY-2007 01:56:29	Straylight	48.000	43	Alp TrA	1.9100	4250.0	96	27054	No
24	GOM_NL__2PRFIN20070504_015841_000000412057_00447_27054_5334.N1	04-MAY-2007 01:58:41	Straylight	41.000	134	Bet TrA	2.8100	6600.0	82	27054	No
25	GOM_NL__2PRFIN20070504_020041_000000442057_00447_27054_5335.N1	04-MAY-2007 02:00:41	Straylight	44.000	4	Alp1Cen	-0.010000	5800.0	88	27054	No
26	GOM_NL__2PRFIN20070504_020408_000000402057_00447_27054_5336.N1	04-MAY-2007 02:04:08	Straylight	39.500	78	Alp Lup	2.3040	28000.	79	27054	No
27	GOM_NL__2PRFIN20070504_020540_000000402057_00447_27054_5337.N1	04-MAY-2007 02:05:40	Straylight	40.000	81	Eta Cen	2.3560	28000.	80	27054	No
28	GOM_NL__2PRFIN20070504_020743_000000432057_00447_27054_5338.N1	04-MAY-2007 02:07:43	Twilight_stray	42.500	54	5The Cen	2.0550	4500.0	85	27054	No
29	GOM_NL__2PRFIN20070504_021157_000000382057_00447_27054_5339.N1	04-MAY-2007 02:11:57	Bright	37.500	169	46Gam Hya	2.9910	4700.0	75	27054	No
30	GOM_NL__2PRFIN20070504_021515_000000392057_00447_27054_5340.N1	04-MAY-2007 02:15:15	Bright	39.000	15	67Alp Vir	0.97600	28000.	78	27054	No
31	GOM_NL__2PRFIN20070504_021821_000000362057_00447_27054_5341.N1	04-MAY-2007 02:18:21	Bright	35.500	121	29Gam Vir	2.7400	7200.0	71	27054	No
32	GOM_NL__2PRFIN20070504_022137_000000352057_00447_27054_5342.N1	04-MAY-2007 02:21:37	Bright	35.000	138	47Eps Vir	2.8280	4700.0	70	27054	No
33	GOM_NL__2PRFIN20070504_022918_000000352057_00447_27054_5343.N1	04-MAY-2007 02:29:18	Bright	34.500	152	12Alp2CVn	2.8900	11000.	69	27054	No
34	GOM_NL__2PRFIN20070504_023358_000000362057_00447_27054_5344.N1	04-MAY-2007 02:33:58	Bright	35.500	87	64Gam UMa	2.4330	11000.	71	27054	No
35	GOM_NL__2PRFIN20070504_023527_000000352057_00447_27054_5345.N1	04-MAY-2007 02:35:27	Bright	35.000	82	48Bet UMa	2.3650	10600.	70	27054	No
36	GOM_NL__2PRFIN20070504_023643_000000332057_00447_27054_5346.N1	04-MAY-2007 02:36:43	Bright	33.000	36	50Alp UMa	1.8000	6300.0	66	27054	No
37	GOM_NL__2PRFIN20070504_024403_000000322057_00447_27054_5347.N1	04-MAY-2007 02:44:03	Bright	32.000	49	1Alp UMi	1.9900	6300.0	64	27054	No
38	GOM_NL__2PRFIN20070504_025202_000000342057_00447_27054_5348.N1	04-MAY-2007 02:52:02	Bright	33.500	110	37Del Cas	2.6780	8900.0	67	27054	No
39	GOM_NL__2PRFIN20070504_025322_000000342057_00447_27054_5349.N1	04-MAY-2007 02:53:22	Bright	33.500	68	18Alp Cas	2.2250	4500.0	67	27054	No
40	GOM_NL__2PRFIN20070504_031920_000000482057_00447_27054_5350.N1	04-MAY-2007 03:19:20	Dark	48.000	18	24Alp PsA	1.1660	9700.0	96	27054	No
41	GOM_NL__2PRFIN20070504_032509_000000402057_00447_27054_5351.N1	04-MAY-2007 03:25:09	Dark	40.000	31	Alp Gru	1.7340	15200.	80	27054	No
42	GOM_NL__2PRFIN20070504_032738_000000382057_00448_27055_5344.N1	04-MAY-2007 03:27:38	Dark	38.000	148	Alp Tuc	2.8780	4100.0	76	27055	No

43	GOM_NL__2PRFIN20070504_033705_000000392057_00448_27055_5345.N1	04-MAY-2007 03:37:05	Straylight	38.500	43	Alp TrA	1.9100	4250.0	77	27055	No
44	GOM_NL__2PRFIN20070504_033917_000000382057_00448_27055_5346.N1	04-MAY-2007 03:39:17	Straylight	38.000	134	Bet TrA	2.8100	6600.0	76	27055	No
45	GOM_NL__2PRFIN20070504_034117_000000492057_00448_27055_5347.N1	04-MAY-2007 03:41:17	Straylight	48.500	4	Alp1Cen	-0.010000	5800.0	97	27055	No
46	GOM_NL__2PRFIN20070504_034444_000000402057_00448_27055_5348.N1	04-MAY-2007 03:44:44	Straylight	40.000	78	Alp Lup	2.3040	28000.	80	27055	No
47	GOM_NL__2PRFIN20070504_034616_000000412057_00448_27055_5349.N1	04-MAY-2007 03:46:16	Straylight	40.500	81	Eta Cen	2.3560	28000.	81	27055	No
48	GOM_NL__2PRFIN20070504_034819_000000412057_00448_27055_5350.N1	04-MAY-2007 03:48:19	Tw_i_and_stray	41.000	54	5The Cen	2.0550	4500.0	82	27055	No
49	GOM_NL__2PRFIN20070504_035233_000000382057_00448_27055_5351.N1	04-MAY-2007 03:52:33	Bright	38.000	169	46Gam Hya	2.9910	4700.0	76	27055	No
50	GOM_NL__2PRFIN20070504_035551_000000392057_00448_27055_5352.N1	04-MAY-2007 03:55:51	Bright	38.500	15	67Alp Vir	0.97600	28000.	77	27055	No
51	GOM_NL__2PRFIN20070504_035857_000000352057_00448_27055_5353.N1	04-MAY-2007 03:58:57	Bright	35.000	121	29Gam Vir	2.7400	7200.0	70	27055	No
52	GOM_NL__2PRFIN20070504_040213_000000352057_00448_27055_5354.N1	04-MAY-2007 04:02:13	Bright	35.000	138	47Eps Vir	2.8280	4700.0	70	27055	No
53	GOM_NL__2PRFIN20070504_040954_000000342057_00448_27055_5355.N1	04-MAY-2007 04:09:54	Bright	33.500	152	12Alp2CVn	2.8900	11000.	67	27055	No
54	GOM_NL__2PRFIN20070504_041434_000000352057_00448_27055_5356.N1	04-MAY-2007 04:14:34	Bright	34.500	87	64Gam UMa	2.4330	11000.	69	27055	No
55	GOM_NL__2PRFIN20070504_041603_000000362057_00448_27055_5357.N1	04-MAY-2007 04:16:03	Bright	35.500	82	48Bet UMa	2.3650	10600.	71	27055	No
56	GOM_NL__2PRFIN20070504_041720_000000372057_00448_27055_5358.N1	04-MAY-2007 04:17:20	Bright	37.000	36	50Alp UMa	1.8000	6300.0	74	27055	No
57	GOM_NL__2PRFIN20070504_042439_000000362057_00448_27055_5359.N1	04-MAY-2007 04:24:39	Bright	35.500	49	1Alp UMi	1.9900	6300.0	71	27055	No
58	GOM_NL__2PRFIN20070504_043238_000000372057_00448_27055_5360.N1	04-MAY-2007 04:32:38	Bright	36.500	110	37Del Cas	2.6780	8900.0	73	27055	No
59	GOM_NL__2PRFIN20070504_043358_000000352057_00448_27055_5361.N1	04-MAY-2007 04:33:58	Bright	35.000	68	18Alp Cas	2.2250	4500.0	70	27055	No
60	GOM_NL__2PRFIN20070504_045957_000000462057_00448_27055_5362.N1	04-MAY-2007 04:59:57	Dark	45.500	18	24Alp PsA	1.1660	9700.0	91	27055	No
61	GOM_NL__2PRFIN20070504_050545_000000462057_00448_27055_5363.N1	04-MAY-2007 05:05:45	Dark	45.500	31	Alp Gru	1.7340	15200.	91	27055	No
62	GOM_NL__2PRFIN20070504_050814_000000382057_00449_27056_5367.N1	04-MAY-2007 05:08:14	Dark	37.500	148	Alp Tuc	2.8780	4100.0	75	27056	No
63	GOM_NL__2PRFIN20070504_051741_000000412057_00449_27056_5368.N1	04-MAY-2007 05:17:41	Straylight	40.500	43	Alp TrA	1.9100	4250.0	81	27056	No
64	GOM_NL__2PRFIN20070504_051954_000000382057_00449_27056_5369.N1	04-MAY-2007 05:19:54	Straylight	38.000	134	Bet TrA	2.8100	6600.0	76	27056	No
65	GOM_NL__2PRFIN20070504_052153_000000432057_00449_27056_5370.N1	04-MAY-2007 05:21:53	Straylight	42.500	4	Alp1Cen	-0.010000	5800.0	85	27056	No
66	GOM_NL__2PRFIN20070504_052520_000000382057_00449_27056_5371.N1	04-MAY-2007 05:25:20	Straylight	37.500	78	Alp Lup	2.3040	28000.	75	27056	No
67	GOM_NL__2PRFIN20070504_052652_000000372057_00449_27056_5372.N1	04-MAY-2007 05:26:52	Straylight	37.000	81	Eta Cen	2.3560	28000.	74	27056	No
68	GOM_NL__2PRFIN20070504_052855_000000432057_00449_27056_5373.N1	04-MAY-2007 05:28:55	Tw_i_and_stray	42.500	54	5The Cen	2.0550	4500.0	85	27056	No
69	GOM_NL__2PRFIN20070504_053310_000000382057_00449_27056_5374.N1	04-MAY-2007 05:33:10	Bright	37.500	169	46Gam Hya	2.9910	4700.0	75	27056	No
70	GOM_NL__2PRFIN20070504_053627_000000392057_00449_27056_5375.N1	04-MAY-2007 05:36:27	Bright	38.500	15	67Alp Vir	0.97600	28000.	77	27056	No
71	GOM_NL__2PRFIN20070504_053934_000000362057_00449_27056_5376.N1	04-MAY-2007 05:39:34	Bright	35.500	121	29Gam Vir	2.7400	7200.0	71	27056	No
72	GOM_NL__2PRFIN20070504_054249_000000352057_00449_27056_5377.N1	04-MAY-2007 05:42:49	Bright	35.000	138	47Eps Vir	2.8280	4700.0	70	27056	No
73	GOM_NL__2PRFIN20070504_055030_000000352057_00449_27056_5378.N1	04-MAY-2007 05:50:30	Bright	34.500	152	12Alp2CVn	2.8900	11000.	69	27056	No
74	GOM_NL__2PRFIN20070504_055510_000000362057_00449_27056_5379.N1	04-MAY-2007 05:55:10	Bright	36.000	87	64Gam UMa	2.4330	11000.	72	27056	No
75	GOM_NL__2PRFIN20070504_055639_000000362057_00449_27056_5380.N1	04-MAY-2007 05:56:39	Bright	36.000	82	48Bet UMa	2.3650	10600.	72	27056	No
76	GOM_NL__2PRFIN20070504_055756_000000362057_00449_27056_5381.N1	04-MAY-2007 05:57:56	Bright	36.000	36	50Alp UMa	1.8000	6300.0	72	27056	No
77	GOM_NL__2PRFIN20070504_060515_000000362057_00449_27056_5382.N1	04-MAY-2007 06:05:15	Bright	36.000	49	1Alp UMi	1.9900	6300.0	72	27056	No
78	GOM_NL__2PRFIN20070504_061314_000000342057_00449_27056_5383.N1	04-MAY-2007 06:13:14	Bright	33.500	110	37Del Cas	2.6780	8900.0	67	27056	No
79	GOM_NL__2PRFIN20070504_061434_000000402057_00449_27056_5384.N1	04-MAY-2007 06:14:34	Bright	40.000	68	18Alp Cas	2.2250	4500.0	80	27056	No
80	GOM_NL__2PRFIN20070504_064034_000000432057_00449_27056_5385.N1	04-MAY-2007 06:40:34	Dark	42.500	18	24Alp PsA	1.1660	9700.0	85	27056	No
81	GOM_NL__2PRFIN20070504_064622_000000422057_00449_27056_5386.N1	04-MAY-2007 06:46:22	Dark	41.500	31	Alp Gru	1.7340	15200.	83	27056	No
82	GOM_NL__2PRFIN20070504_064851_000000382057_00450_27057_5480.N1	04-MAY-2007 06:48:51	Dark	37.500	148	Alp Tuc	2.8780	4100.0	75	27057	No
83	GOM_NL__2PRFIN20070504_065818_000000392057_00450_27057_5481.N1	04-MAY-2007 06:58:18	Straylight	38.500	43	Alp TrA	1.9100	4250.0	77	27057	No
84	GOM_NL__2PRFIN20070504_070030_000000382057_00450_27057_5482.N1	04-MAY-2007 07:00:30	Straylight	38.000	134	Bet TrA	2.8100	6600.0	76	27057	No
85	GOM_NL__2PRFIN20070504_070229_000000512057_00450_27057_5483.N1	04-MAY-2007 07:02:29	Straylight	51.000	4	Alp1Cen	-0.010000	5800.0	102	27057	No
86	GOM_NL__2PRFIN20070504_070557_000000392057_00450_27057_5484.N1	04-MAY-2007 07:05:57	Straylight	38.500	78	Alp Lup	2.3040	28000.	77	27057	No
87	GOM_NL__2PRFIN20070504_070729_000000392057_00450_27057_5485.N1	04-MAY-2007 07:07:29	Straylight	38.500	81	Eta Cen	2.3560	28000.	77	27057	No
88	GOM_NL__2PRFIN20070504_070932_000000442057_00450_27057_5486.N1	04-MAY-2007 07:09:32	Tw_i_and_stray	43.500	54	5The Cen	2.0550	4500.0	87	27057	No
89	GOM_NL__2PRFIN20070504_071346_000000372057_00450_27057_5487.N1	04-MAY-2007 07:13:46	Bright	36.500	169	46Gam Hya	2.9910	4700.0	73	27057	No
90	GOM_NL__2PRFIN20070504_071704_000000392057_00450_27057_5488.N1	04-MAY-2007 07:17:04	Bright	39.000	15	67Alp Vir	0.97600	28000.	78	27057	No
91	GOM_NL__2PRFIN20070504_072010_000000352057_00450_27057_5489.N1	04-MAY-2007 07:20:10	Bright	35.000	121	29Gam Vir	2.7400	7200.0	70	27057	No
92	GOM_NL__2PRFIN20070504_072325_000000352057_00450_27057_5490.N1	04-MAY-2007 07:23:25	Bright	35.000	138	47Eps Vir	2.8280	4700.0	70	27057	No
93	GOM_NL__2PRFIN20070504_073106_000000342057_00450_27057_5491.N1	04-MAY-2007 07:31:06	Bright	33.500	152	12Alp2CVn	2.8900	11000.	67	27057	No
94	GOM_NL__2PRFIN20070504_073546_000000342057_00450_27057_5492.N1	04-MAY-2007 07:35:46	Bright	34.000	87	64Gam UMa	2.4330	11000.	68	27057	No
95	GOM_NL__2PRFIN20070504_073716_000000342057_00450_27057_5493.N1	04-MAY-2007 07:37:16	Bright	34.000	82	48Bet UMa	2.3650	10600.	68	27057	No
96	GOM_NL__2PRFIN20070504_073832_000000382057_00450_27057_5494.N1	04-MAY-2007 07:38:32	Bright	37.500	36	50Alp UMa	1.8000	6300.0	75	27057	No
97	GOM_NL__2PRFIN20070504_074551_000000352057_00450_27057_5495.N1	04-MAY-2007 07:45:51	Bright	34.500	49	1Alp UMi	1.9900	6300.0	69	27057	No
98	GOM_NL__2PRFIN20070504_075350_000000342057_00450_27057_5496.N1	04-MAY-2007 07:53:50	Bright	34.000	110	37Del Cas	2.6780	8900.0	68	27057	No
99	GOM_NL__2PRFIN20070504_075510_000000472057_00450_27057_5497.N1	04-MAY-2007 07:55:10	Bright	46.500	68	18Alp Cas	2.2250	4500.0	93	27057	No
100	GOM_NL__2PRFIN20070504_082110_000000442057_00450_27057_5498.N1	04-MAY-2007 08:21:10	Dark	44.000	18	24Alp PsA	1.1660	9700.0	88	27057	No
101	GOM_NL__2PRFIN20070504_082658_000000502057_00450_27057_5499.N1	04-MAY-2007 08:26:58	Dark	50.000	31	Alp Gru	1.7340	15200.	100	27057	No

102	GOM_NL__2PRFIN20070504_082927_000000402057_00451_27058_5489.N1	04-MAY-2007 08:29:27	Dark	40.000	148	Alp Tuc	2.8780	4100.0	80	27058	No
103	GOM_NL__2PRFIN20070504_083854_000000452057_00451_27058_5490.N1	04-MAY-2007 08:38:54	Straylight	44.500	43	Alp TrA	1.9100	4250.0	89	27058	No
104	GOM_NL__2PRFIN20070504_084106_000000382057_00451_27058_5491.N1	04-MAY-2007 08:41:06	Straylight	38.000	134	Bet TrA	2.8100	6600.0	76	27058	No
105	GOM_NL__2PRFIN20070504_084306_000000522057_00451_27058_5492.N1	04-MAY-2007 08:43:06	Straylight	51.500	4	Alp1Cen	-0.010000	5800.0	103	27058	No
106	GOM_NL__2PRFIN20070504_084633_000000392057_00451_27058_5493.N1	04-MAY-2007 08:46:33	Straylight	38.500	78	Alp Lup	2.3040	28000.	77	27058	No
107	GOM_NL__2PRFIN20070504_084805_000000402057_00451_27058_5494.N1	04-MAY-2007 08:48:05	Straylight	39.500	81	Eta Cen	2.3560	28000.	79	27058	No
108	GOM_NL__2PRFIN20070504_085008_000000442057_00451_27058_5495.N1	04-MAY-2007 08:50:08	Tw_i_and_stray	43.500	54	5The Cen	2.0550	4500.0	87	27058	No
109	GOM_NL__2PRFIN20070504_085422_000000372057_00451_27058_5496.N1	04-MAY-2007 08:54:22	Bright	37.000	169	46Gam Hya	2.9910	4700.0	74	27058	No
110	GOM_NL__2PRFIN20070504_085740_000000382057_00451_27058_5497.N1	04-MAY-2007 08:57:40	Bright	37.500	15	67Alp Vir	0.97600	28000.	75	27058	No
111	GOM_NL__2PRFIN20070504_090046_000000362057_00451_27058_5498.N1	04-MAY-2007 09:00:46	Bright	35.500	121	29Gam Vir	2.7400	7200.0	71	27058	No
112	GOM_NL__2PRFIN20070504_090401_000000352057_00451_27058_5499.N1	04-MAY-2007 09:04:01	Bright	35.000	138	47Eps Vir	2.8280	4700.0	70	27058	No
113	GOM_NL__2PRFIN20070504_091142_000000362057_00451_27058_5500.N1	04-MAY-2007 09:11:42	Bright	35.500	152	12Alp2CVn	2.8900	11000.	71	27058	No
114	GOM_NL__2PRFIN20070504_091622_000000362057_00451_27058_5501.N1	04-MAY-2007 09:16:22	Bright	36.000	87	64Gam UMa	2.4330	11000.	72	27058	No
115	GOM_NL__2PRFIN20070504_091752_000000372057_00451_27058_5502.N1	04-MAY-2007 09:17:52	Bright	36.500	82	48Bet UMa	2.3650	10600.	73	27058	No
116	GOM_NL__2PRFIN20070504_091909_000000452057_00451_27058_5503.N1	04-MAY-2007 09:19:09	Bright	45.000	36	50Alp UMa	1.8000	6300.0	90	27058	No
117	GOM_NL__2PRFIN20070504_092627_000000352057_00451_27058_5504.N1	04-MAY-2007 09:26:27	Bright	35.000	49	1Alp UMi	1.9900	6300.0	70	27058	No
118	GOM_NL__2PRFIN20070504_093426_000000332057_00451_27058_5505.N1	04-MAY-2007 09:34:26	Bright	33.000	110	37Del Cas	2.6780	8900.0	66	27058	No
119	GOM_NL__2PRFIN20070504_093546_000000332057_00451_27058_5506.N1	04-MAY-2007 09:35:46	Bright	33.000	68	18Alp Cas	2.2250	4500.0	66	27058	No
120	GOM_NL__2PRFIN20070504_100147_000000422057_00451_27058_5507.N1	04-MAY-2007 10:01:47	Dark	41.500	18	24Alp PsA	1.1660	9700.0	83	27058	No
121	GOM_NL__2PRFIN20070504_100735_000000442057_00451_27058_5508.N1	04-MAY-2007 10:07:35	Dark	43.500	31	Alp Gru	1.7340	15200.	87	27058	No
122	GOM_NL__2PRFIN20070504_101003_000000442057_00452_27059_5516.N1	04-MAY-2007 10:10:03	Dark	43.500	148	Alp Tuc	2.8780	4100.0	87	27059	No
123	GOM_NL__2PRFIN20070504_101930_000000462057_00452_27059_5517.N1	04-MAY-2007 10:19:30	Straylight	46.000	43	Alp TrA	1.9100	4250.0	92	27059	No
124	GOM_NL__2PRFIN20070504_102142_000000382057_00452_27059_5518.N1	04-MAY-2007 10:21:42	Straylight	37.500	134	Bet TrA	2.8100	6600.0	75	27059	No
125	GOM_NL__2PRFIN20070504_102342_000000442057_00452_27059_5519.N1	04-MAY-2007 10:23:42	Straylight	43.500	4	Alp1Cen	-0.010000	5800.0	87	27059	No
126	GOM_NL__2PRFIN20070504_102709_000000382057_00452_27059_5520.N1	04-MAY-2007 10:27:09	Straylight	37.500	78	Alp Lup	2.3040	28000.	75	27059	No
127	GOM_NL__2PRFIN20070504_102841_000000402057_00452_27059_5521.N1	04-MAY-2007 10:28:41	Straylight	39.500	81	Eta Cen	2.3560	28000.	79	27059	No
128	GOM_NL__2PRFIN20070504_103044_000000422057_00452_27059_5522.N1	04-MAY-2007 10:30:44	Tw_i_and_stray	42.000	54	5The Cen	2.0550	4500.0	84	27059	No
129	GOM_NL__2PRFIN20070504_103458_000000362057_00452_27059_5523.N1	04-MAY-2007 10:34:58	Bright	35.500	169	46Gam Hya	2.9910	4700.0	71	27059	No
130	GOM_NL__2PRFIN20070504_103816_000000382057_00452_27059_5524.N1	04-MAY-2007 10:38:16	Bright	37.500	15	67Alp Vir	0.97600	28000.	75	27059	No
131	GOM_NL__2PRFIN20070504_104122_000000362057_00452_27059_5525.N1	04-MAY-2007 10:41:22	Bright	35.500	121	29Gam Vir	2.7400	7200.0	71	27059	No
132	GOM_NL__2PRFIN20070504_104437_000000352057_00452_27059_5526.N1	04-MAY-2007 10:44:37	Bright	35.000	138	47Eps Vir	2.8280	4700.0	70	27059	No
133	GOM_NL__2PRFIN20070504_105218_000000352057_00452_27059_5527.N1	04-MAY-2007 10:52:18	Bright	35.000	152	12Alp2CVn	2.8900	11000.	70	27059	No
134	GOM_NL__2PRFIN20070504_105658_000000362057_00452_27059_5528.N1	04-MAY-2007 10:56:58	Bright	35.500	87	64Gam UMa	2.4330	11000.	71	27059	No
135	GOM_NL__2PRFIN20070504_105828_000000362057_00452_27059_5529.N1	04-MAY-2007 10:58:28	Bright	36.000	82	48Bet UMa	2.3650	10600.	72	27059	No
136	GOM_NL__2PRFIN20070504_105945_000000372057_00452_27059_5530.N1	04-MAY-2007 10:59:45	Bright	36.500	36	50Alp UMa	1.8000	6300.0	73	27059	No
137	GOM_NL__2PRFIN20070504_110703_000000332057_00452_27059_5531.N1	04-MAY-2007 11:07:03	Bright	33.000	49	1Alp UMi	1.9900	6300.0	66	27059	No
138	GOM_NL__2PRFIN20070504_111502_000000342057_00452_27059_5532.N1	04-MAY-2007 11:15:02	Bright	34.000	110	37Del Cas	2.6780	8900.0	68	27059	No
139	GOM_NL__2PRFIN20070504_111622_000000472057_00452_27059_5533.N1	04-MAY-2007 11:16:22	Bright	46.500	68	18Alp Cas	2.2250	4500.0	93	27059	No
140	GOM_NL__2PRFIN20070504_114223_000000452057_00452_27059_5534.N1	04-MAY-2007 11:42:23	Dark	44.500	18	24Alp PsA	1.1660	9700.0	89	27059	No
141	GOM_NL__2PRFIN20070504_114811_000000462057_00452_27059_5535.N1	04-MAY-2007 11:48:11	Dark	45.500	31	Alp Gru	1.7340	15200.	91	27059	No
142	GOM_NL__2PRFIN20070504_115040_000000382057_00453_27060_5528.N1	04-MAY-2007 11:50:40	Dark	38.000	148	Alp Tuc	2.8780	4100.0	76	27060	No
143	GOM_NL__2PRFIN20070504_120007_000000402057_00453_27060_5529.N1	04-MAY-2007 12:00:07	Straylight	39.500	43	Alp TrA	1.9100	4250.0	79	27060	No
144	GOM_NL__2PRFIN20070504_120219_000000382057_00453_27060_5530.N1	04-MAY-2007 12:02:19	Straylight	38.000	134	Bet TrA	2.8100	6600.0	76	27060	No
145	GOM_NL__2PRFIN20070504_120418_000000422057_00453_27060_5531.N1	04-MAY-2007 12:04:18	Straylight	42.000	4	Alp1Cen	-0.010000	5800.0	84	27060	No
146	GOM_NL__2PRFIN20070504_120745_000000402057_00453_27060_5532.N1	04-MAY-2007 12:07:45	Straylight	39.500	78	Alp Lup	2.3040	28000.	79	27060	No
147	GOM_NL__2PRFIN20070504_120917_000000402057_00453_27060_5533.N1	04-MAY-2007 12:09:17	Straylight	39.500	81	Eta Cen	2.3560	28000.	79	27060	No
148	GOM_NL__2PRFIN20070504_121120_000000432057_00453_27060_5534.N1	04-MAY-2007 12:11:20	Tw_i_and_stray	42.500	54	5The Cen	2.0550	4500.0	85	27060	No
149	GOM_NL__2PRFIN20070504_121534_000000362057_00453_27060_5535.N1	04-MAY-2007 12:15:34	Bright	36.000	169	46Gam Hya	2.9910	4700.0	72	27060	No
150	GOM_NL__2PRFIN20070504_121852_000000382057_00453_27060_5536.N1	04-MAY-2007 12:18:52	Bright	37.500	15	67Alp Vir	0.97600	28000.	75	27060	No
151	GOM_NL__2PRFIN20070504_122158_000000362057_00453_27060_5537.N1	04-MAY-2007 12:21:58	Bright	36.000	121	29Gam Vir	2.7400	7200.0	72	27060	No
152	GOM_NL__2PRFIN20070504_122513_000000352057_00453_27060_5538.N1	04-MAY-2007 12:25:13	Bright	35.000	138	47Eps Vir	2.8280	4700.0	70	27060	No
153	GOM_NL__2PRFIN20070504_123254_000000332057_00453_27060_5539.N1	04-MAY-2007 12:32:54	Bright	33.000	152	12Alp2CVn	2.8900	11000.	66	27060	No
154	GOM_NL__2PRFIN20070504_123739_000000392057_00453_27060_5540.N1	04-MAY-2007 12:37:39	Bright	38.500	55	79Zet UMa	2.0600	10200.	77	27060	No
155	GOM_NL__2PRFIN20070504_123904_000000352057_00453_27060_5541.N1	04-MAY-2007 12:39:04	Bright	35.000	82	48Bet UMa	2.3650	10600.	70	27060	No
156	GOM_NL__2PRFIN20070504_124021_000000352057_00453_27060_5542.N1	04-MAY-2007 12:40:21	Bright	34.500	36	50Alp UMa	1.8000	6300.0	69	27060	No
157	GOM_NL__2PRFIN20070504_124739_000000362057_00453_27060_5543.N1	04-MAY-2007 12:47:39	Bright	35.500	49	1Alp UMi	1.9900	6300.0	71	27060	No
158	GOM_NL__2PRFIN20070504_125538_000000332057_00453_27060_5544.N1	04-MAY-2007 12:55:38	Bright	32.500	110	37Del Cas	2.6780	8900.0	65	27060	No
159	GOM_NL__2PRFIN20070504_125658_000000322057_00453_27060_5545.N1	04-MAY-2007 12:56:58	Bright	32.000	68	18Alp Cas	2.2250	4500.0	64	27060	No
160	GOM_NL__2PRFIN20070504_131743_000000422057_00453_27060_5546.N1	04-MAY-2007 13:17:43	Dark	42.000	52	16Bet Cet	2.0370	4500.0	84	27060	No

161	GOM_NL__2PRFIN20070504_132259_000000442057_00453_27060_5547.N1	04-MAY-2007 13:22:59	Dark	44.000	18	24Alp PsA	1.1660	9700.0	88	27060	No
162	GOM_NL__2PRFIN20070504_132848_000000402057_00453_27060_5548.N1	04-MAY-2007 13:28:48	Dark	39.500	31	Alp Gru	1.7340	15200.	79	27060	No
163	GOM_NL__2PRFIN20070504_133116_000000402057_00454_27061_5544.N1	04-MAY-2007 13:31:16	Dark	39.500	148	Alp Tuc	2.8780	4100.0	79	27061	No
164	GOM_NL__2PRFIN20070504_134043_000000402057_00454_27061_5545.N1	04-MAY-2007 13:40:43	Straylight	39.500	43	Alp TrA	1.9100	4250.0	79	27061	No
165	GOM_NL__2PRFIN20070504_134255_000000382057_00454_27061_5546.N1	04-MAY-2007 13:42:55	Straylight	37.500	134	Bet TrA	2.8100	6600.0	75	27061	No
166	GOM_NL__2PRFIN20070504_134454_000000422057_00454_27061_5547.N1	04-MAY-2007 13:44:54	Straylight	41.500	4	Alp1Cen	-0.010000	5800.0	83	27061	No
167	GOM_NL__2PRFIN20070504_134821_000000382057_00454_27061_5548.N1	04-MAY-2007 13:48:21	Straylight	37.500	78	Alp Lup	2.3040	28000.	75	27061	No
168	GOM_NL__2PRFIN20070504_134953_000000402057_00454_27061_5549.N1	04-MAY-2007 13:49:53	Straylight	40.000	81	Eta Cen	2.3560	28000.	80	27061	No
169	GOM_NL__2PRFIN20070504_135156_000000432057_00454_27061_5550.N1	04-MAY-2007 13:51:56	Tw_i_and_stray	43.000	54	5The Cen	2.0550	4500.0	86	27061	No
170	GOM_NL__2PRFIN20070504_135610_000000372057_00454_27061_5551.N1	04-MAY-2007 13:56:10	Bright	37.000	169	46Gam Hya	2.9910	4700.0	74	27061	No
171	GOM_NL__2PRFIN20070504_135928_000000382057_00454_27061_5552.N1	04-MAY-2007 13:59:28	Bright	37.500	15	67Alp Vir	0.97600	28000.	75	27061	No
172	GOM_NL__2PRFIN20070504_140234_000000362057_00454_27061_5553.N1	04-MAY-2007 14:02:34	Bright	36.000	121	29Gam Vir	2.7400	7200.0	72	27061	No
173	GOM_NL__2PRFIN20070504_140549_000000352057_00454_27061_5554.N1	04-MAY-2007 14:05:49	Bright	34.500	138	47Eps Vir	2.8280	4700.0	69	27061	No
174	GOM_NL__2PRFIN20070504_141330_000000352057_00454_27061_5555.N1	04-MAY-2007 14:13:30	Bright	34.500	152	12Alp2CVn	2.8900	11000.	69	27061	No
175	GOM_NL__2PRFIN20070504_141815_000000342057_00454_27061_5556.N1	04-MAY-2007 14:18:15	Bright	34.000	55	79Zet UMa	2.0600	10200.	68	27061	No
176	GOM_NL__2PRFIN20070504_141940_000000362057_00454_27061_5557.N1	04-MAY-2007 14:19:40	Bright	35.500	82	48Bet UMa	2.3650	10600.	71	27061	No
177	GOM_NL__2PRFIN20070504_142057_000000362057_00454_27061_5558.N1	04-MAY-2007 14:20:57	Bright	36.000	36	50Alp UMa	1.8000	6300.0	72	27061	No
178	GOM_NL__2PRFIN20070504_142815_000000352057_00454_27061_5559.N1	04-MAY-2007 14:28:15	Bright	34.500	49	1Alp UMi	1.9900	6300.0	69	27061	No
179	GOM_NL__2PRFIN20070504_143614_000000332057_00454_27061_5560.N1	04-MAY-2007 14:36:14	Bright	33.000	110	37Del Cas	2.6780	8900.0	66	27061	No
180	GOM_NL__2PRFIN20070504_143734_000000522057_00454_27061_5561.N1	04-MAY-2007 14:37:34	Bright	52.000	68	18Alp Cas	2.2250	4500.0	104	27061	No
181	GOM_NL__2PRFIN20070504_145819_000000432057_00454_27061_5562.N1	04-MAY-2007 14:58:19	Dark	43.000	52	16Bet Cet	2.0370	4500.0	86	27061	No
182	GOM_NL__2PRFIN20070504_150336_000000462057_00454_27061_5563.N1	04-MAY-2007 15:03:36	Dark	46.000	18	24Alp PsA	1.1660	9700.0	92	27061	No
183	GOM_NL__2PRFIN20070504_150924_000000462057_00454_27061_5564.N1	04-MAY-2007 15:09:24	Dark	46.000	31	Alp Gru	1.7340	15200.	92	27061	No
184	GOM_NL__2PRFIN20070504_151152_000000432057_00455_27062_5561.N1	04-MAY-2007 15:11:52	Dark	43.000	148	Alp Tuc	2.8780	4100.0	86	27062	No
185	GOM_NL__2PRFIN20070504_152119_000000402057_00455_27062_5562.N1	04-MAY-2007 15:21:19	Straylight	40.000	43	Alp TrA	1.9100	4250.0	80	27062	No
186	GOM_NL__2PRFIN20070504_152331_000000382057_00455_27062_5563.N1	04-MAY-2007 15:23:31	Straylight	37.500	134	Bet TrA	2.8100	6600.0	75	27062	No
187	GOM_NL__2PRFIN20070504_152530_000000432057_00455_27062_5564.N1	04-MAY-2007 15:25:30	Straylight	43.000	4	Alp1Cen	-0.010000	5800.0	86	27062	No
188	GOM_NL__2PRFIN20070504_152858_000000392057_00455_27062_5565.N1	04-MAY-2007 15:28:58	Straylight	38.500	78	Alp Lup	2.3040	28000.	77	27062	No
189	GOM_NL__2PRFIN20070504_153029_000000382057_00455_27062_5566.N1	04-MAY-2007 15:30:29	Straylight	38.000	81	Eta Cen	2.3560	28000.	76	27062	No
190	GOM_NL__2PRFIN20070504_153232_000000422057_00455_27062_5567.N1	04-MAY-2007 15:32:32	Tw_i_and_stray	42.000	54	5The Cen	2.0550	4500.0	84	27062	No
191	GOM_NL__2PRFIN20070504_153646_000000382057_00455_27062_5568.N1	04-MAY-2007 15:36:46	Bright	37.500	169	46Gam Hya	2.9910	4700.0	75	27062	No
192	GOM_NL__2PRFIN20070504_154004_000000382057_00455_27062_5569.N1	04-MAY-2007 15:40:04	Bright	37.500	15	67Alp Vir	0.97600	28000.	75	27062	No
193	GOM_NL__2PRFIN20070504_154310_000000362057_00455_27062_5570.N1	04-MAY-2007 15:43:10	Bright	36.000	121	29Gam Vir	2.7400	7200.0	72	27062	No
194	GOM_NL__2PRFIN20070504_154625_000000352057_00455_27062_5571.N1	04-MAY-2007 15:46:25	Bright	34.500	138	47Eps Vir	2.8280	4700.0	69	27062	No
195	GOM_NL__2PRFIN20070504_155406_000000362057_00455_27062_5572.N1	04-MAY-2007 15:54:06	Bright	35.500	152	12Alp2CVn	2.8900	11000.	71	27062	No
196	GOM_NL__2PRFIN20070504_155851_000000362057_00455_27062_5573.N1	04-MAY-2007 15:58:51	Bright	35.500	55	79Zet UMa	2.0600	10200.	71	27062	No
197	GOM_NL__2PRFIN20070504_160017_000000352057_00455_27062_5574.N1	04-MAY-2007 16:00:17	Bright	35.000	82	48Bet UMa	2.3650	10600.	70	27062	No
198	GOM_NL__2PRFIN20070504_160133_000000362057_00455_27062_5575.N1	04-MAY-2007 16:01:33	Bright	36.000	36	50Alp UMa	1.8000	6300.0	72	27062	No
199	GOM_NL__2PRFIN20070504_160851_000000362057_00455_27062_5576.N1	04-MAY-2007 16:08:51	Bright	35.500	49	1Alp UMi	1.9900	6300.0	71	27062	No
200	GOM_NL__2PRFIN20070504_161650_000000432057_00455_27062_5577.N1	04-MAY-2007 16:16:50	Bright	43.000	110	37Del Cas	2.6780	8900.0	86	27062	No
201	GOM_NL__2PRFIN20070504_161810_000000332057_00455_27062_5578.N1	04-MAY-2007 16:18:10	Bright	33.000	68	18Alp Cas	2.2250	4500.0	66	27062	No
202	GOM_NL__2PRFIN20070504_163855_000000422057_00455_27062_5579.N1	04-MAY-2007 16:38:55	Dark	41.500	52	16Bet Cet	2.0370	4500.0	83	27062	No
203	GOM_NL__2PRFIN20070504_164412_000000462057_00455_27062_5580.N1	04-MAY-2007 16:44:12	Dark	45.500	18	24Alp PsA	1.1660	9700.0	91	27062	No
204	GOM_NL__2PRFIN20070504_165001_000000472057_00455_27062_5581.N1	04-MAY-2007 16:50:01	Dark	46.500	31	Alp Gru	1.7340	15200.	93	27062	No
205	GOM_NL__2PRFIN20070504_165229_000000422057_00456_27063_5588.N1	04-MAY-2007 16:52:29	Dark	42.000	148	Alp Tuc	2.8780	4100.0	84	27063	No
206	GOM_NL__2PRFIN20070504_170156_000000392057_00456_27063_5589.N1	04-MAY-2007 17:01:56	Straylight	39.000	43	Alp TrA	1.9100	4250.0	78	27063	No
207	GOM_NL__2PRFIN20070504_170407_000000422057_00456_27063_5590.N1	04-MAY-2007 17:04:07	Straylight	42.000	134	Bet TrA	2.8100	6600.0	84	27063	No
208	GOM_NL__2PRFIN20070504_170606_000000492057_00456_27063_5591.N1	04-MAY-2007 17:06:06	Straylight	49.000	4	Alp1Cen	-0.010000	5800.0	98	27063	No
209	GOM_NL__2PRFIN20070504_170934_000000382057_00456_27063_5592.N1	04-MAY-2007 17:09:34	Straylight	37.500	78	Alp Lup	2.3040	28000.	75	27063	No
210	GOM_NL__2PRFIN20070504_171106_000000382057_00456_27063_5593.N1	04-MAY-2007 17:11:06	Straylight	38.000	81	Eta Cen	2.3560	28000.	76	27063	No
211	GOM_NL__2PRFIN20070504_171309_000000442057_00456_27063_5594.N1	04-MAY-2007 17:13:09	Tw_i_and_stray	44.000	54	5The Cen	2.0550	4500.0	88	27063	No
212	GOM_NL__2PRFIN20070504_171722_000000382057_00456_27063_5595.N1	04-MAY-2007 17:17:22	Bright	37.500	169	46Gam Hya	2.9910	4700.0	75	27063	No
213	GOM_NL__2PRFIN20070504_172040_000000382057_00456_27063_5596.N1	04-MAY-2007 17:20:40	Bright	37.500	15	67Alp Vir	0.97600	28000.	75	27063	No
214	GOM_NL__2PRFIN20070504_172346_000000372057_00456_27063_5597.N1	04-MAY-2007 17:23:46	Bright	36.500	121	29Gam Vir	2.7400	7200.0	73	27063	No
215	GOM_NL__2PRFIN20070504_172701_000000352057_00456_27063_5598.N1	04-MAY-2007 17:27:01	Bright	35.000	138	47Eps Vir	2.8280	4700.0	70	27063	No
216	GOM_NL__2PRFIN20070504_173442_000000352057_00456_27063_5599.N1	04-MAY-2007 17:34:42	Bright	35.000	152	12Alp2CVn	2.8900	11000.	70	27063	No
217	GOM_NL__2PRFIN20070504_173927_000000372057_00456_27063_5600.N1	04-MAY-2007 17:39:27	Bright	37.000	55	79Zet UMa	2.0600	10200.	74	27063	No
218	GOM_NL__2PRFIN20070504_174053_000000352057_00456_27063_5601.N1	04-MAY-2007 17:40:53	Bright	35.000	82	48Bet UMa	2.3650	10600.	70	27063	No
219	GOM_NL__2PRFIN20070504_174209_000000352057_00456_27063_5602.N1	04-MAY-2007 17:42:09	Bright	34.500	36	50Alp UMa	1.8000	6300.0	69	27063	No

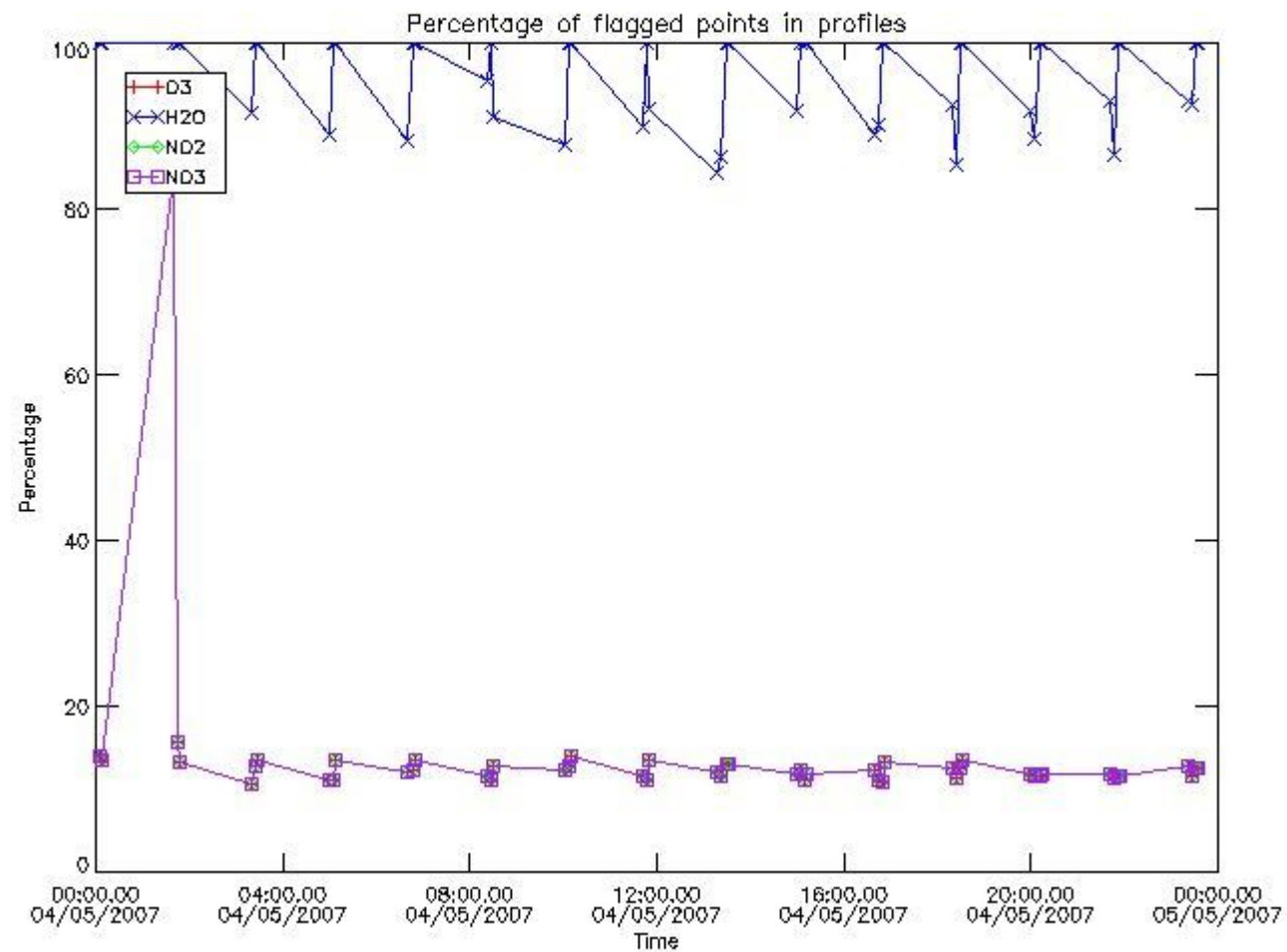
220	GOM_NL__2PRFIN20070504_174927_000000352057_00456_27063_5603.N1	04-MAY-2007 17:49:27	Bright	35.000	49	1Alp UMi	1.9900	6300.0	70	27063	No
221	GOM_NL__2PRFIN20070504_175727_000000522057_00456_27063_5604.N1	04-MAY-2007 17:57:27	Bright	52.000	110	37Del Cas	2.6780	8900.0	104	27063	No
222	GOM_NL__2PRFIN20070504_175846_000000392057_00456_27063_5605.N1	04-MAY-2007 17:58:46	Bright	39.000	68	18Alp Cas	2.2250	4500.0	78	27063	No
223	GOM_NL__2PRFIN20070504_181931_000000412057_00456_27063_5606.N1	04-MAY-2007 18:19:31	Dark	41.000	52	16Bet Cet	2.0370	4500.0	82	27063	No
224	GOM_NL__2PRFIN20070504_182449_000000452057_00456_27063_5607.N1	04-MAY-2007 18:24:49	Dark	45.000	18	24Alp PsA	1.1660	9700.0	90	27063	No
225	GOM_NL__2PRFIN20070504_183038_000000412057_00456_27063_5608.N1	04-MAY-2007 18:30:38	Dark	41.000	31	Alp Gru	1.7340	15200.	82	27063	No
226	GOM_NL__2PRFIN20070504_183305_000000382057_00457_27064_5606.N1	04-MAY-2007 18:33:05	Dark	37.500	148	Alp Tuc	2.8780	4100.0	75	27064	No
227	GOM_NL__2PRFIN20070504_184232_000000472057_00457_27064_5607.N1	04-MAY-2007 18:42:32	Straylight	47.000	43	Alp TrA	1.9100	4250.0	94	27064	No
228	GOM_NL__2PRFIN20070504_184444_000000382057_00457_27064_5608.N1	04-MAY-2007 18:44:44	Straylight	37.500	134	Bet TrA	2.8100	6600.0	75	27064	No
229	GOM_NL__2PRFIN20070504_184643_000000442057_00457_27064_5609.N1	04-MAY-2007 18:46:43	Straylight	43.500	4	Alp1Cen	-0.010000	5800.0	87	27064	No
230	GOM_NL__2PRFIN20070504_185010_000000392057_00457_27064_5610.N1	04-MAY-2007 18:50:10	Straylight	38.500	78	Alp Lup	2.3040	28000.	77	27064	No
231	GOM_NL__2PRFIN20070504_185142_000000402057_00457_27064_5611.N1	04-MAY-2007 18:51:42	Straylight	39.500	81	Eta Cen	2.3560	28000.	79	27064	No
232	GOM_NL__2PRFIN20070504_185345_000000442057_00457_27064_5612.N1	04-MAY-2007 18:53:45	Tw_i_and_stray	44.000	54	5The Cen	2.0550	4500.0	88	27064	No
233	GOM_NL__2PRFIN20070504_185759_000000412057_00457_27064_5613.N1	04-MAY-2007 18:57:59	Bright	41.000	169	46Gam Hya	2.9910	4700.0	82	27064	No
234	GOM_NL__2PRFIN20070504_190116_000000392057_00457_27064_5614.N1	04-MAY-2007 19:01:16	Bright	38.500	15	67Alp Vir	0.97600	28000.	77	27064	No
235	GOM_NL__2PRFIN20070504_190422_000000362057_00457_27064_5615.N1	04-MAY-2007 19:04:22	Bright	35.500	121	29Gam Vir	2.7400	7200.0	71	27064	No
236	GOM_NL__2PRFIN20070504_190737_000000352057_00457_27064_5616.N1	04-MAY-2007 19:07:37	Bright	35.000	138	47Eps Vir	2.8280	4700.0	70	27064	No
237	GOM_NL__2PRFIN20070504_192003_000000362057_00457_27064_5617.N1	04-MAY-2007 19:20:03	Bright	36.000	55	79Zet UMa	2.0600	10200.	72	27064	No
238	GOM_NL__2PRFIN20070504_192129_000000352057_00457_27064_5618.N1	04-MAY-2007 19:21:29	Bright	34.500	82	48Bet UMa	2.3650	10600.	69	27064	No
239	GOM_NL__2PRFIN20070504_192246_000000372057_00457_27064_5619.N1	04-MAY-2007 19:22:46	Bright	36.500	36	50Alp UMa	1.8000	6300.0	73	27064	No
240	GOM_NL__2PRFIN20070504_193003_000000362057_00457_27064_5620.N1	04-MAY-2007 19:30:03	Bright	36.000	49	1Alp UMi	1.9900	6300.0	72	27064	No
241	GOM_NL__2PRFIN20070504_193803_000000332057_00457_27064_5621.N1	04-MAY-2007 19:38:03	Bright	33.000	110	37Del Cas	2.6780	8900.0	66	27064	No
242	GOM_NL__2PRFIN20070504_193922_000000332057_00457_27064_5622.N1	04-MAY-2007 19:39:22	Bright	33.000	68	18Alp Cas	2.2250	4500.0	66	27064	No
243	GOM_NL__2PRFIN20070504_200007_000000442057_00457_27064_5623.N1	04-MAY-2007 20:00:07	Dark	43.500	52	16Bet Cet	2.0370	4500.0	87	27064	No
244	GOM_NL__2PRFIN20070504_200525_000000482057_00457_27064_5624.N1	04-MAY-2007 20:05:25	Dark	48.000	18	24Alp PsA	1.1660	9700.0	96	27064	No
245	GOM_NL__2PRFIN20070504_201114_000000452057_00457_27064_5625.N1	04-MAY-2007 20:11:14	Dark	44.500	31	Alp Gru	1.7340	15200.	89	27064	No
246	GOM_NL__2PRFIN20070504_201341_000000432057_00458_27065_5621.N1	04-MAY-2007 20:13:41	Dark	43.000	148	Alp Tuc	2.8780	4100.0	86	27065	No
247	GOM_NL__2PRFIN20070504_202308_000000392057_00458_27065_5622.N1	04-MAY-2007 20:23:08	Straylight	38.500	43	Alp TrA	1.9100	4250.0	77	27065	No
248	GOM_NL__2PRFIN20070504_202520_000000382057_00458_27065_5623.N1	04-MAY-2007 20:25:20	Straylight	38.000	134	Bet TrA	2.8100	6600.0	76	27065	No
249	GOM_NL__2PRFIN20070504_202719_000000442057_00458_27065_5624.N1	04-MAY-2007 20:27:19	Straylight	44.000	4	Alp1Cen	-0.010000	5800.0	88	27065	No
250	GOM_NL__2PRFIN20070504_203046_000000392057_00458_27065_5625.N1	04-MAY-2007 20:30:46	Straylight	38.500	78	Alp Lup	2.3040	28000.	77	27065	No
251	GOM_NL__2PRFIN20070504_203218_000000402057_00458_27065_5626.N1	04-MAY-2007 20:32:18	Straylight	40.000	81	Eta Cen	2.3560	28000.	80	27065	No
252	GOM_NL__2PRFIN20070504_203421_000000432057_00458_27065_5627.N1	04-MAY-2007 20:34:21	Tw_i_and_stray	42.500	54	5The Cen	2.0550	4500.0	85	27065	No
253	GOM_NL__2PRFIN20070504_203835_000000422057_00458_27065_5628.N1	04-MAY-2007 20:38:35	Bright	41.500	169	46Gam Hya	2.9910	4700.0	83	27065	No
254	GOM_NL__2PRFIN20070504_204152_000000382057_00458_27065_5629.N1	04-MAY-2007 20:41:52	Bright	37.500	15	67Alp Vir	0.97600	28000.	75	27065	No
255	GOM_NL__2PRFIN20070504_204459_000000362057_00458_27065_5630.N1	04-MAY-2007 20:44:59	Bright	36.000	121	29Gam Vir	2.7400	7200.0	72	27065	No
256	GOM_NL__2PRFIN20070504_204814_000000352057_00458_27065_5631.N1	04-MAY-2007 20:48:14	Bright	35.000	138	47Eps Vir	2.8280	4700.0	70	27065	No
257	GOM_NL__2PRFIN20070504_205554_000000352057_00458_27065_5632.N1	04-MAY-2007 20:55:54	Bright	35.000	152	12Alp2CVn	2.8900	11000.	70	27065	No
258	GOM_NL__2PRFIN20070504_210038_000000362057_00458_27065_5633.N1	04-MAY-2007 21:00:38	Bright	36.000	55	79Zet UMa	2.0600	10200.	72	27065	No
259	GOM_NL__2PRFIN20070504_210206_000000392057_00458_27065_5634.N1	04-MAY-2007 21:02:06	Bright	38.500	82	48Bet UMa	2.3650	10600.	77	27065	No
260	GOM_NL__2PRFIN20070504_210322_000000522057_00458_27065_5635.N1	04-MAY-2007 21:03:22	Bright	52.000	36	50Alp UMa	1.8000	6300.0	104	27065	No
261	GOM_NL__2PRFIN20070504_211039_000000342057_00458_27065_5636.N1	04-MAY-2007 21:10:39	Bright	33.500	49	1Alp UMi	1.9900	6300.0	67	27065	No
262	GOM_NL__2PRFIN20070504_211839_000000522057_00458_27065_5637.N1	04-MAY-2007 21:18:39	Bright	52.000	110	37Del Cas	2.6780	8900.0	104	27065	No
263	GOM_NL__2PRFIN20070504_211958_000000522057_00458_27065_5638.N1	04-MAY-2007 21:19:58	Bright	52.000	68	18Alp Cas	2.2250	4500.0	104	27065	No
264	GOM_NL__2PRFIN20070504_214043_000000442057_00458_27065_5639.N1	04-MAY-2007 21:40:43	Dark	43.500	52	16Bet Cet	2.0370	4500.0	87	27065	No
265	GOM_NL__2PRFIN20070504_214602_000000452057_00458_27065_5640.N1	04-MAY-2007 21:46:02	Dark	45.000	18	24Alp PsA	1.1660	9700.0	90	27065	No
266	GOM_NL__2PRFIN20070504_215151_000000452057_00458_27065_5641.N1	04-MAY-2007 21:51:51	Dark	44.500	31	Alp Gru	1.7340	15200.	89	27065	No
267	GOM_NL__2PRFIN20070504_215418_000000442057_00459_27066_5638.N1	04-MAY-2007 21:54:18	Dark	44.000	148	Alp Tuc	2.8780	4100.0	88	27066	No
268	GOM_NL__2PRFIN20070504_220344_000000442057_00459_27066_5639.N1	04-MAY-2007 22:03:44	Straylight	43.500	43	Alp TrA	1.9100	4250.0	87	27066	No
269	GOM_NL__2PRFIN20070504_220556_000000382057_00459_27066_5640.N1	04-MAY-2007 22:05:56	Straylight	37.500	134	Bet TrA	2.8100	6600.0	75	27066	No
270	GOM_NL__2PRFIN20070504_220755_000000522057_00459_27066_5641.N1	04-MAY-2007 22:07:55	Straylight	52.000	4	Alp1Cen	-0.010000	5800.0	104	27066	No
271	GOM_NL__2PRFIN20070504_221123_000000412057_00459_27066_5642.N1	04-MAY-2007 22:11:23	Straylight	41.000	78	Alp Lup	2.3040	28000.	82	27066	No
272	GOM_NL__2PRFIN20070504_221254_000000402057_00459_27066_5643.N1	04-MAY-2007 22:12:54	Straylight	40.000	81	Eta Cen	2.3560	28000.	80	27066	No
273	GOM_NL__2PRFIN20070504_221457_000000422057_00459_27066_5644.N1	04-MAY-2007 22:14:57	Tw_i_and_stray	42.000	54	5The Cen	2.0550	4500.0	84	27066	No
274	GOM_NL__2PRFIN20070504_221911_000000382057_00459_27066_5645.N1	04-MAY-2007 22:19:11	Bright	38.000	169	46Gam Hya	2.9910	4700.0	76	27066	No
275	GOM_NL__2PRFIN20070504_222228_000000372057_00459_27066_5646.N1	04-MAY-2007 22:22:28	Bright	37.000	15	67Alp Vir	0.97600	28000.	74	27066	No
276	GOM_NL__2PRFIN20070504_222535_000000362057_00459_27066_5647.N1	04-MAY-2007 22:25:35	Bright	36.000	121	29Gam Vir	2.7400	7200.0	72	27066	No
277	GOM_NL__2PRFIN20070504_222849_000000352057_00459_27066_5648.N1	04-MAY-2007 22:28:49	Bright	35.000	138	47Eps Vir	2.8280	4700.0	70	27066	No
278	GOM_NL__2PRFIN20070504_223630_000000342057_00459_27066_5649.N1	04-MAY-2007 22:36:30	Bright	33.500	152	12Alp2CVn	2.8900	11000.	67	27066	No

279	GOM_NL__2PRFIN20070504_224114_000000372057_00459_27066_5650.N1	04-MAY-2007 22:41:14	Bright	36.500	55	79Zet UMa	2.0600	10200.	73	27066	No
280	GOM_NL__2PRFIN20070504_224242_000000402057_00459_27066_5651.N1	04-MAY-2007 22:42:42	Bright	39.500	82	48Bet UMa	2.3650	10600.	79	27066	No
281	GOM_NL__2PRFIN20070504_224358_000000512057_00459_27066_5652.N1	04-MAY-2007 22:43:58	Bright	50.500	36	50Alp UMa	1.8000	6300.0	101	27066	No
282	GOM_NL__2PRFIN20070504_225115_000000322057_00459_27066_5653.N1	04-MAY-2007 22:51:15	Bright	32.000	49	1Alp UMi	1.9900	6300.0	64	27066	No
283	GOM_NL__2PRFIN20070504_225915_000000522057_00459_27066_5654.N1	04-MAY-2007 22:59:15	Bright	52.000	110	37Del Cas	2.6780	8900.0	104	27066	No
284	GOM_NL__2PRFIN20070504_230034_000000342057_00459_27066_5655.N1	04-MAY-2007 23:00:34	Bright	33.500	68	18Alp Cas	2.2250	4500.0	67	27066	No
285	GOM_NL__2PRFIN20070504_232119_000000442057_00459_27066_5656.N1	04-MAY-2007 23:21:19	Dark	43.500	52	16Bet Cet	2.0370	4500.0	87	27066	No
286	GOM_NL__2PRFIN20070504_232638_000000482057_00459_27066_5657.N1	04-MAY-2007 23:26:38	Dark	48.000	18	24Alp PsA	1.1660	9700.0	96	27066	No
287	GOM_NL__2PRFIN20070504_233227_000000412057_00459_27066_5658.N1	04-MAY-2007 23:32:27	Dark	41.000	31	Alp Gru	1.7340	15200.	82	27066	No
288	GOM_NL__2PRFIN20070504_233454_000000412057_00460_27067_5654.N1	04-MAY-2007 23:34:54	Dark	41.000	148	Alp Tuc	2.8780	4100.0	82	27067	No
289	GOM_NL__2PRFIN20070504_234421_000000392057_00460_27067_5655.N1	04-MAY-2007 23:44:21	Straylight	38.500	43	Alp TrA	1.9100	4250.0	77	27067	No
290	GOM_NL__2PRFIN20070504_234632_000000382057_00460_27067_5656.N1	04-MAY-2007 23:46:32	Straylight	38.000	134	Bet TrA	2.8100	6600.0	76	27067	No
291	GOM_NL__2PRFIN20070504_234831_000000442057_00460_27067_5657.N1	04-MAY-2007 23:48:31	Straylight	44.000	4	Alp1Cen	-0.010000	5800.0	88	27067	No
292	GOM_NL__2PRFIN20070504_235159_000000402057_00460_27067_5658.N1	04-MAY-2007 23:51:59	Straylight	40.000	78	Alp Lup	2.3040	28000.	80	27067	No
293	GOM_NL__2PRFIN20070504_235331_000000402057_00460_27067_5659.N1	04-MAY-2007 23:53:31	Straylight	40.000	81	Eta Cen	2.3560	28000.	80	27067	No
294	GOM_NL__2PRFIN20070504_235533_000000442057_00460_27067_5660.N1	04-MAY-2007 23:55:33	Twilight_stray	43.500	54	5The Cen	2.0550	4500.0	87	27067	No
295	GOM_NL__2PRFIN20070504_235947_000000382057_00460_27067_5661.N1	04-MAY-2007 23:59:47	Bright	37.500	169	46Gam Hya	2.9910	4700.0	75	27067	No

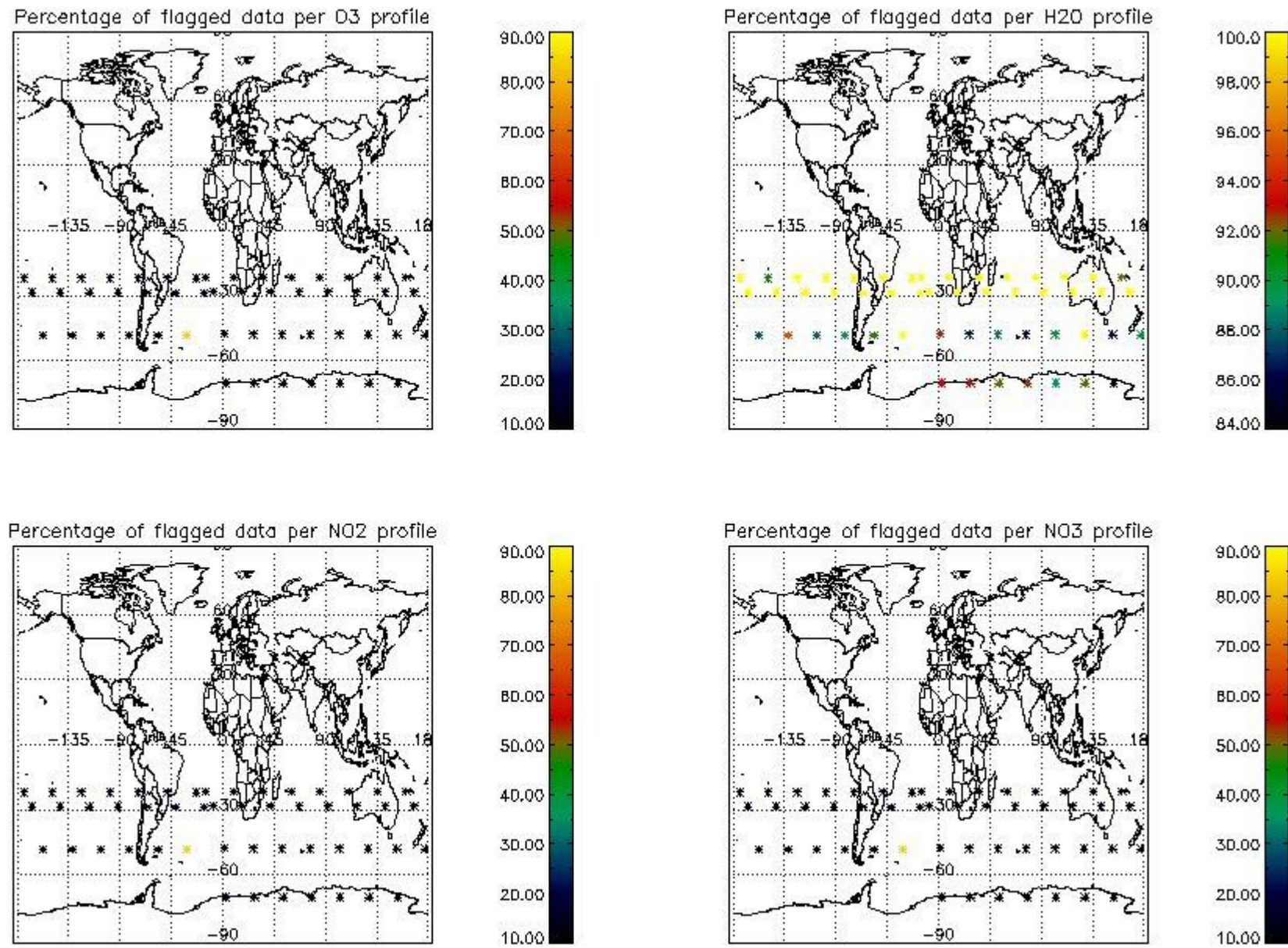
3. Quality information per product

In this section it is plotted some information contained in the Quality Summary data set of the level 2 products. Only products in dark limb conditions and without errors (error flag in the MPH set to "0") are used.

3.1 Plot quality information per product (time dependant)



3.2 Plot quality information per product (world map)

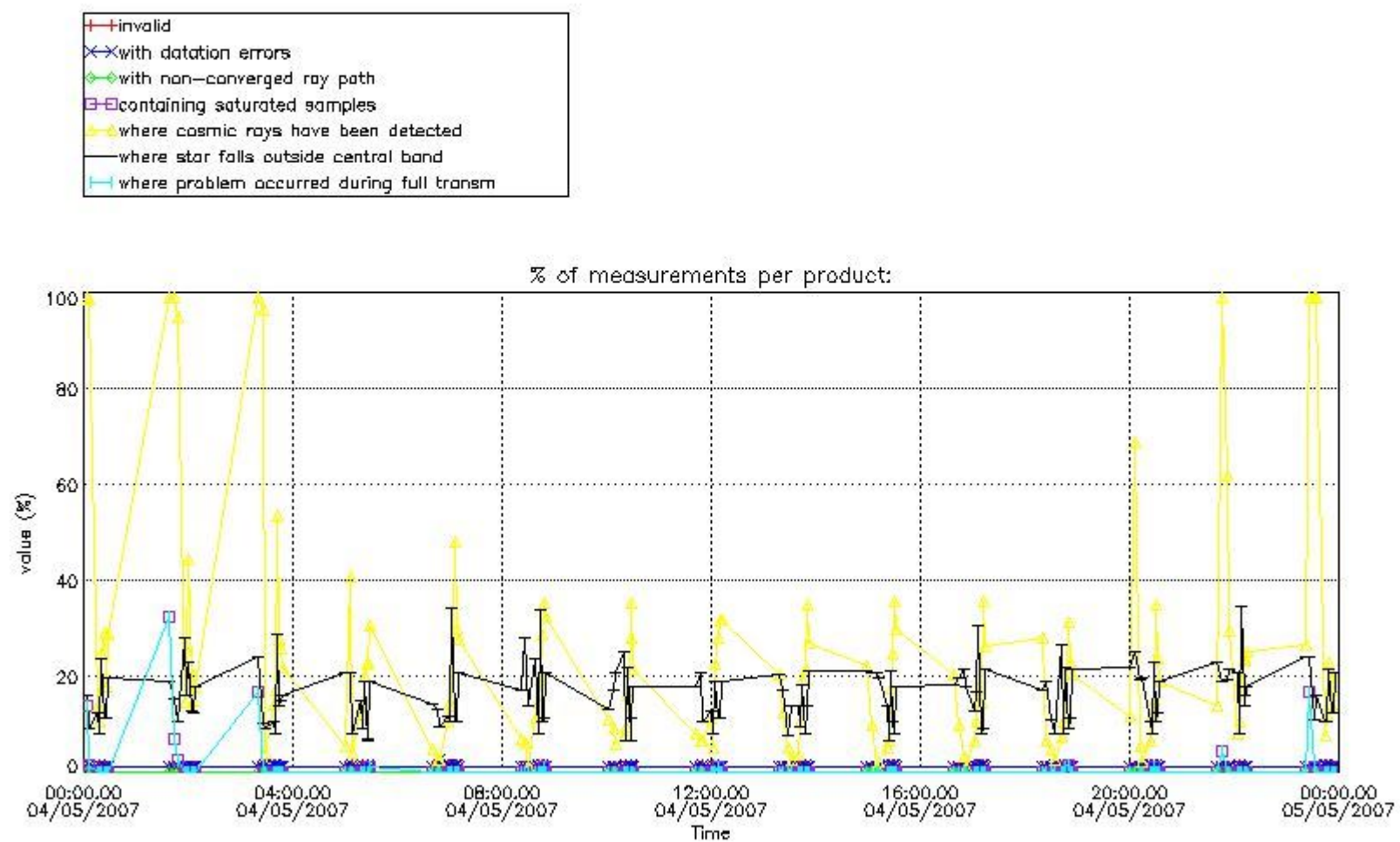


4. Level 1 quality information per product

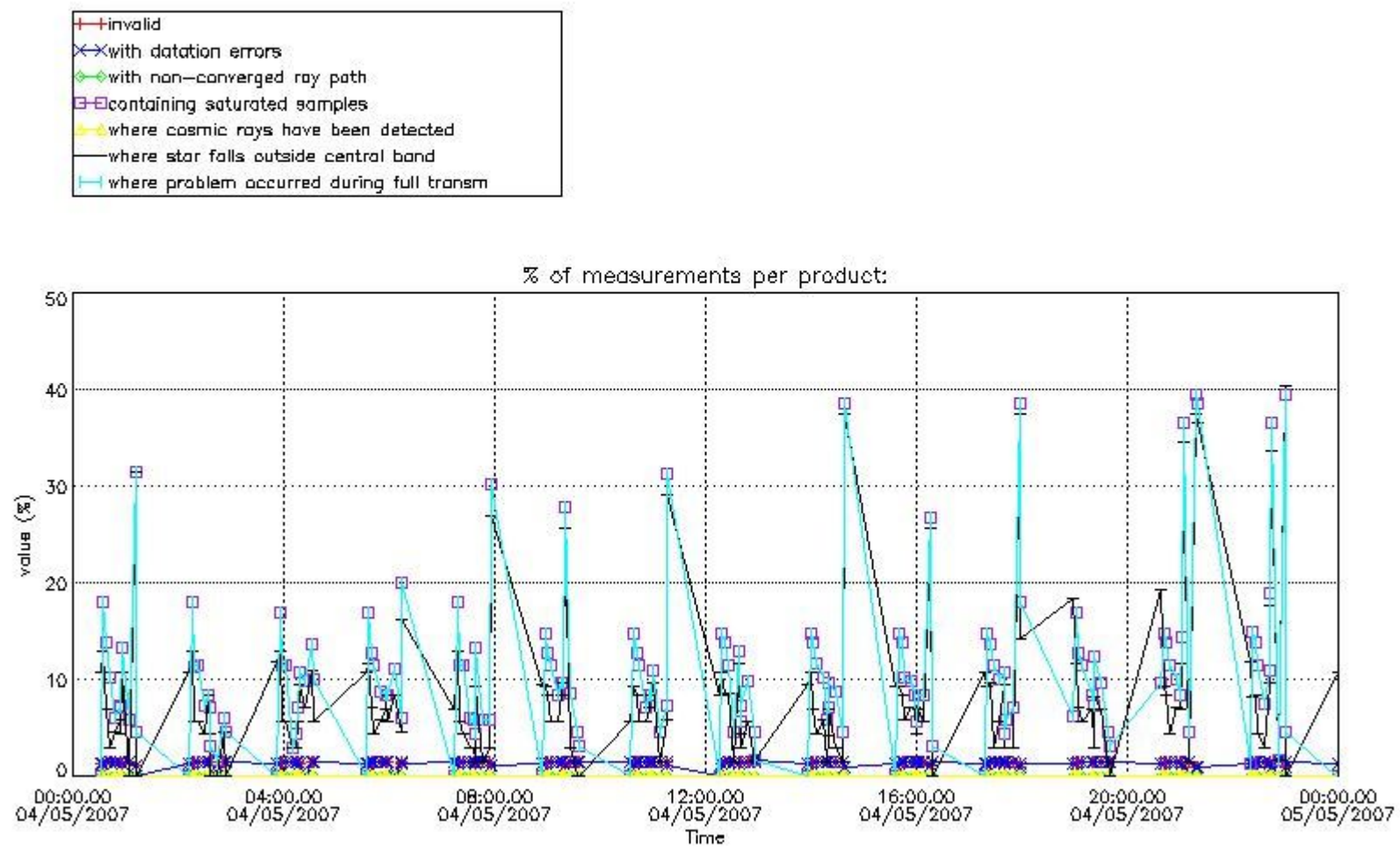
In this section it is plotted some information contained in the Quality Summary data set of the level 2 products that comes from the level 1b processing. Products without errors (error flag in the MPH set to "0") are used.

4.1 Plot quality information per product (time dependant) coming from level 1b processing

4.1.1 Plot level 1 quality information per product (time dependant): ENVISAT ASCENDING passes



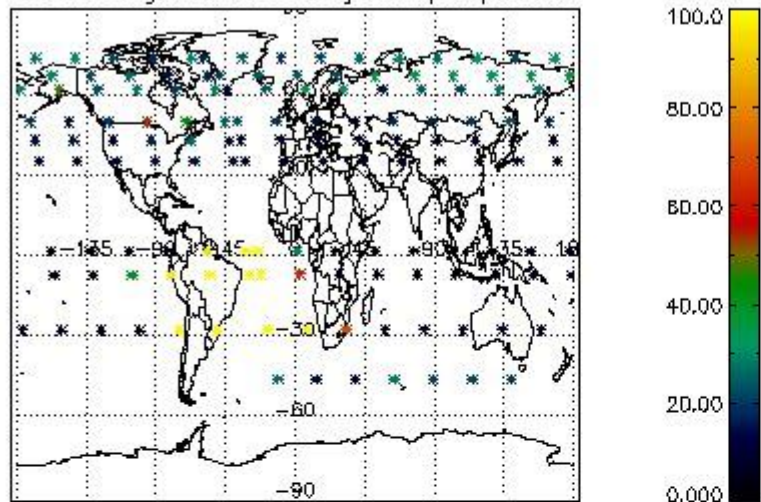
4.1.2 Plot level 1 quality information per product (time dependant): ENVI SAT DESCENDING passes



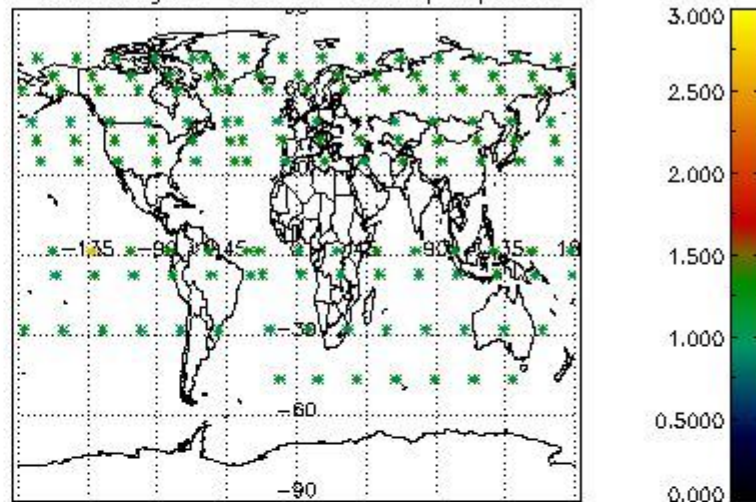
4.2 Plot quality information per product coming from level 1b processing (world map)

4.2.1 Plot level 1 quality information per product (world map): ENVISAT ASCENDING passes

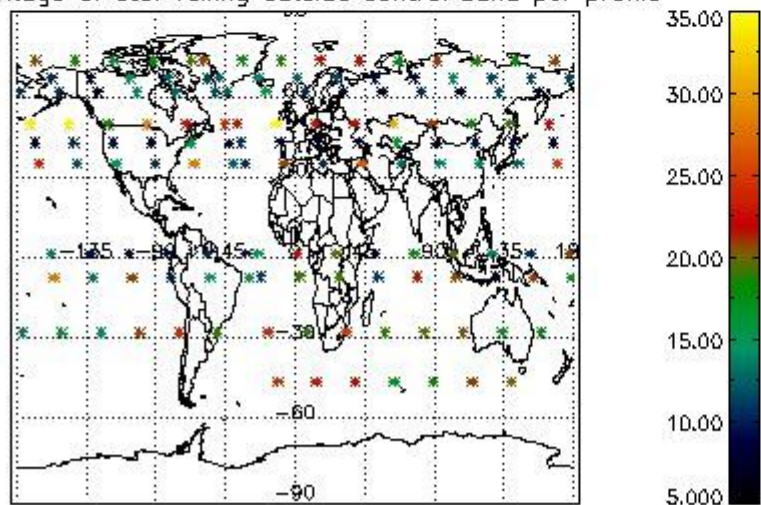
Percentage of cosmic ray hits per profile



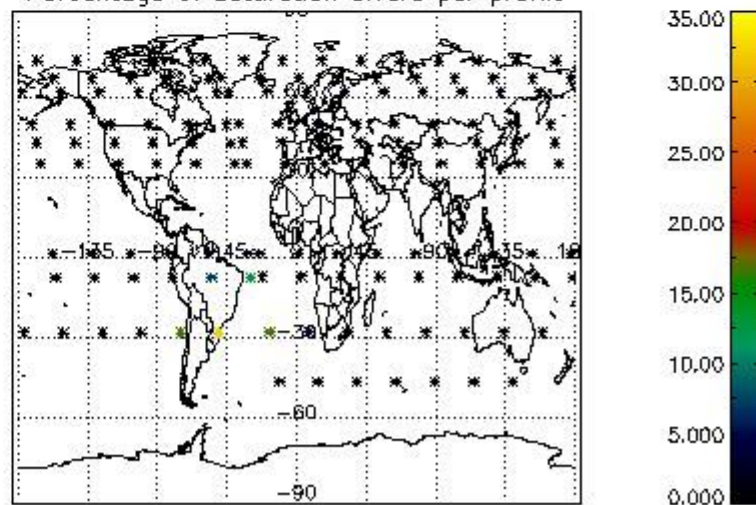
Percentage of datation errors per profile



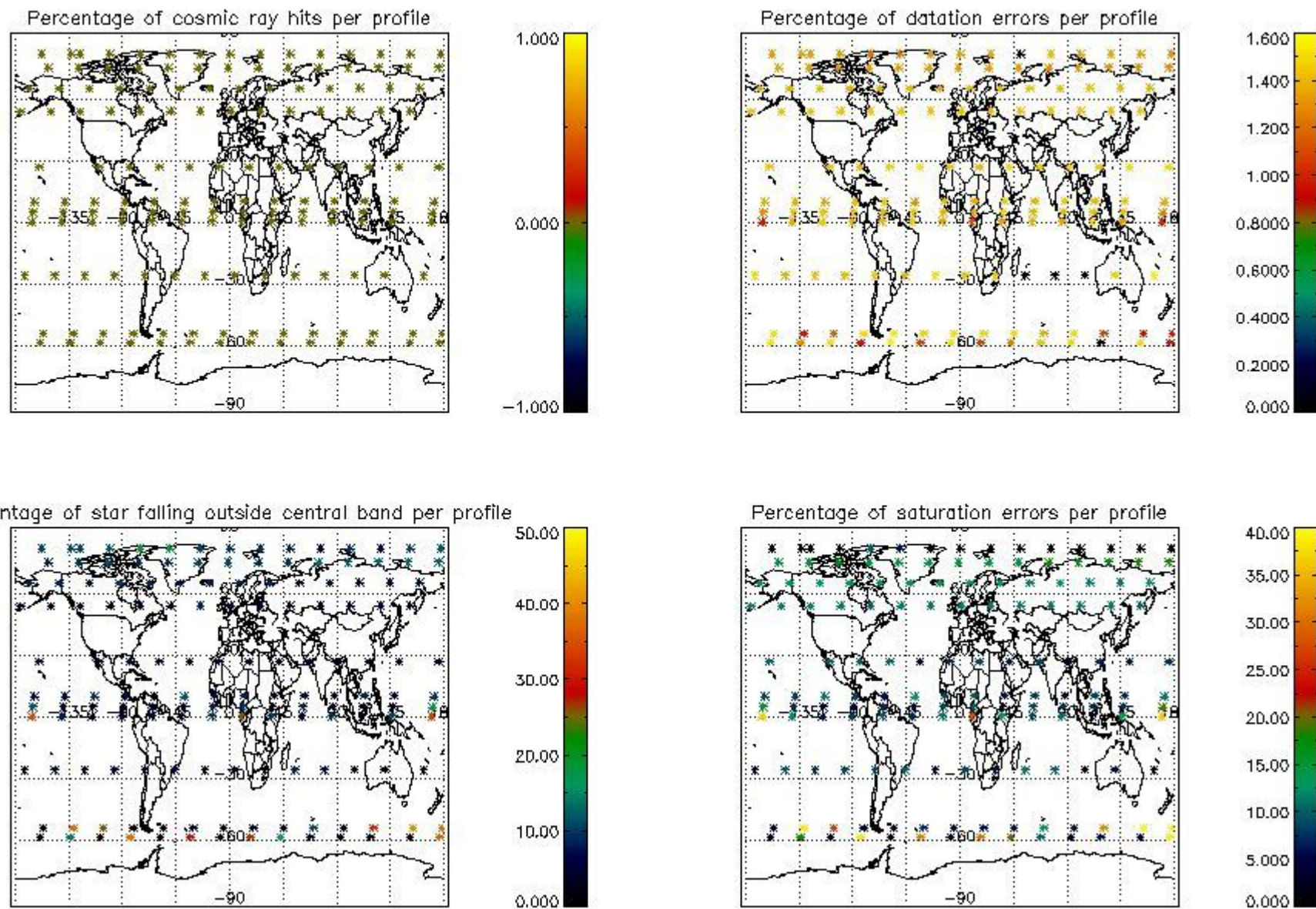
Percentage of star falling outside central band per profile



Percentage of saturation errors per profile



4.2.2 Plot level 1 quality information per product (world map): ENVISAT DESCENDING passes



5. Trace gas profiles

5.1 Ozone statistics based on quality of products

The final quality of the products can be "measured" using the STD (Standard Deviation) attached to every point profile. This information is written to the parameter GOM_NL__2P/NL_LOCAL_SPECIES_DENSITY/o3_std of the level 2 products. The table below shows the statistics for given STD ranges.

The statistics are given with respect to the overall valid production:

- Products without fatal errors: GOM_NL__2P/MPH/PRODUCT_ERR=0
- Valid point profile: GOM_NL__2P/NL_LOCAL_SPECIES_DENSITY/pcd(0)=0

The 'Criteria' is applied to valid points of dark limb products:

- Products in dark limb illumination condition: GOM_NL__2P/NL_SUMMARY_QUALITY/obs_ill_cond=0
- Products without fatal errors: GOM_NL__2P/MPH/PRODUCT_ERR=0
- Valid point profile: GOM_NL__2P/NL_LOCAL_SPECIES_DENSITY/pcd(0)=0

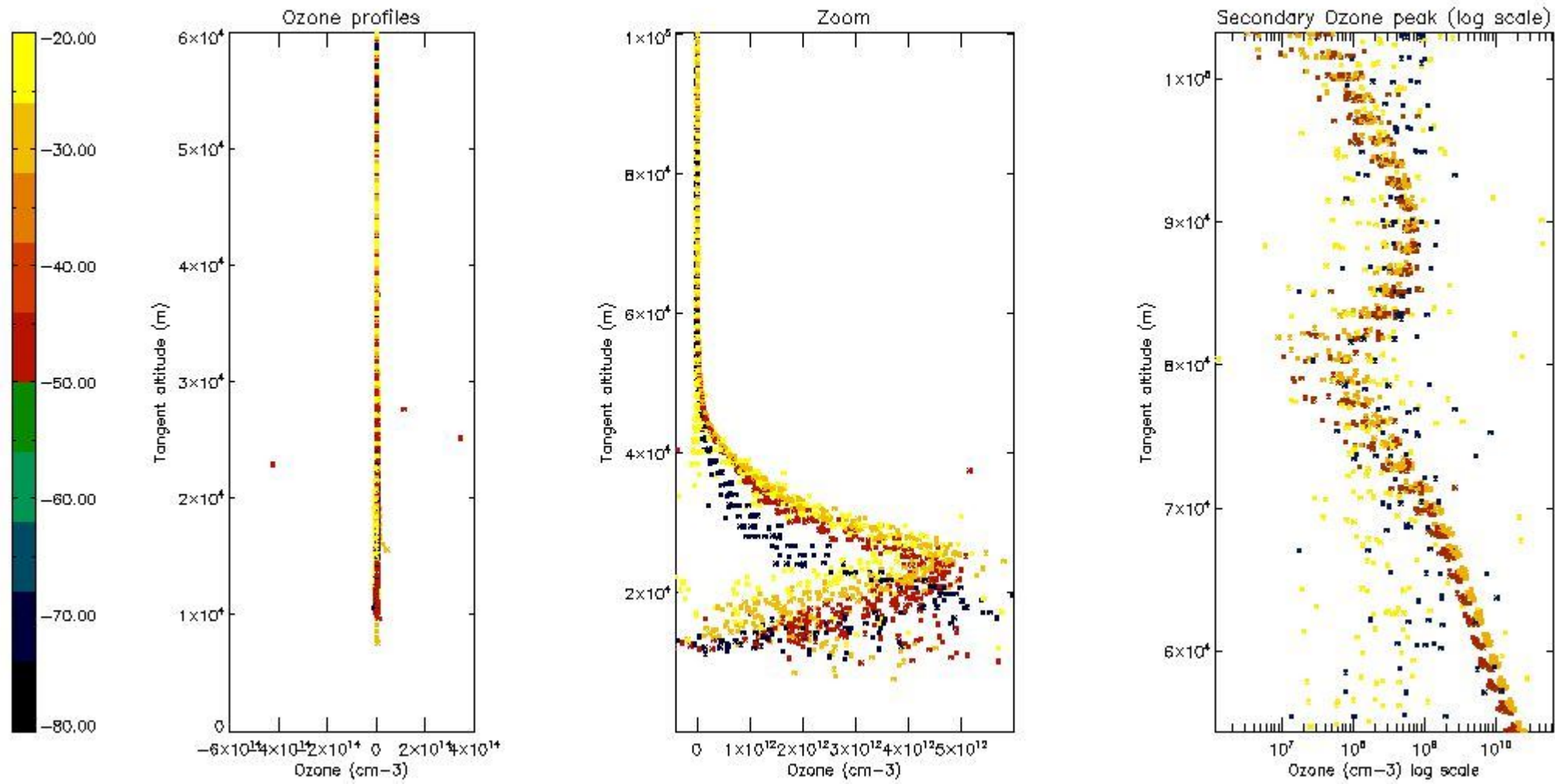
So, the table below shows the percentage of dark limb and valid observations for each criteria with respect to the overall valid daily observations.

Criteria	% of total production
All STD	19
STD < 20	9

STD < 10	7
STD < 5	5

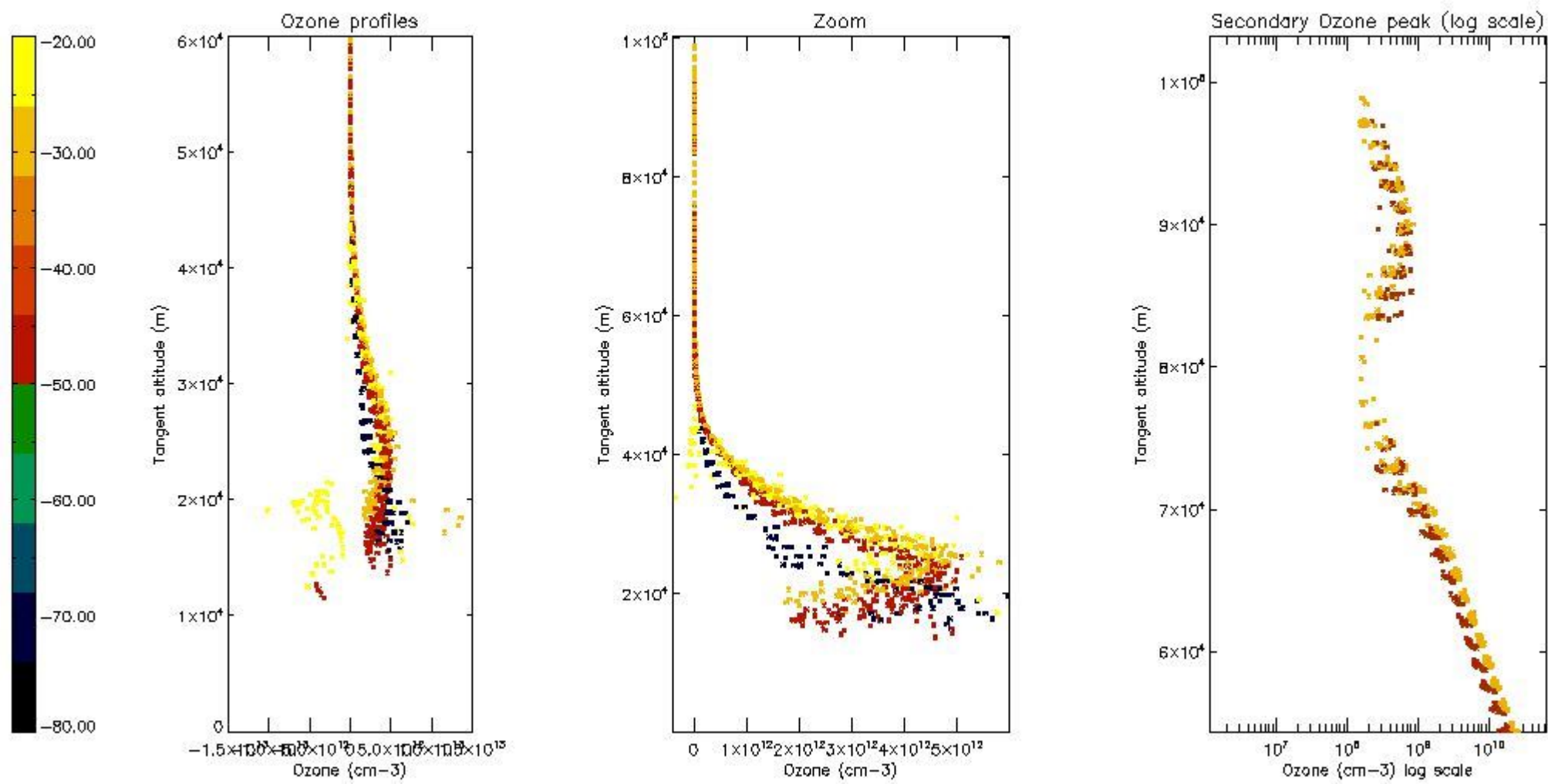
5.2 Plot ozone profiles for all STD (dark without errors)

The colorbar represents the latitude.



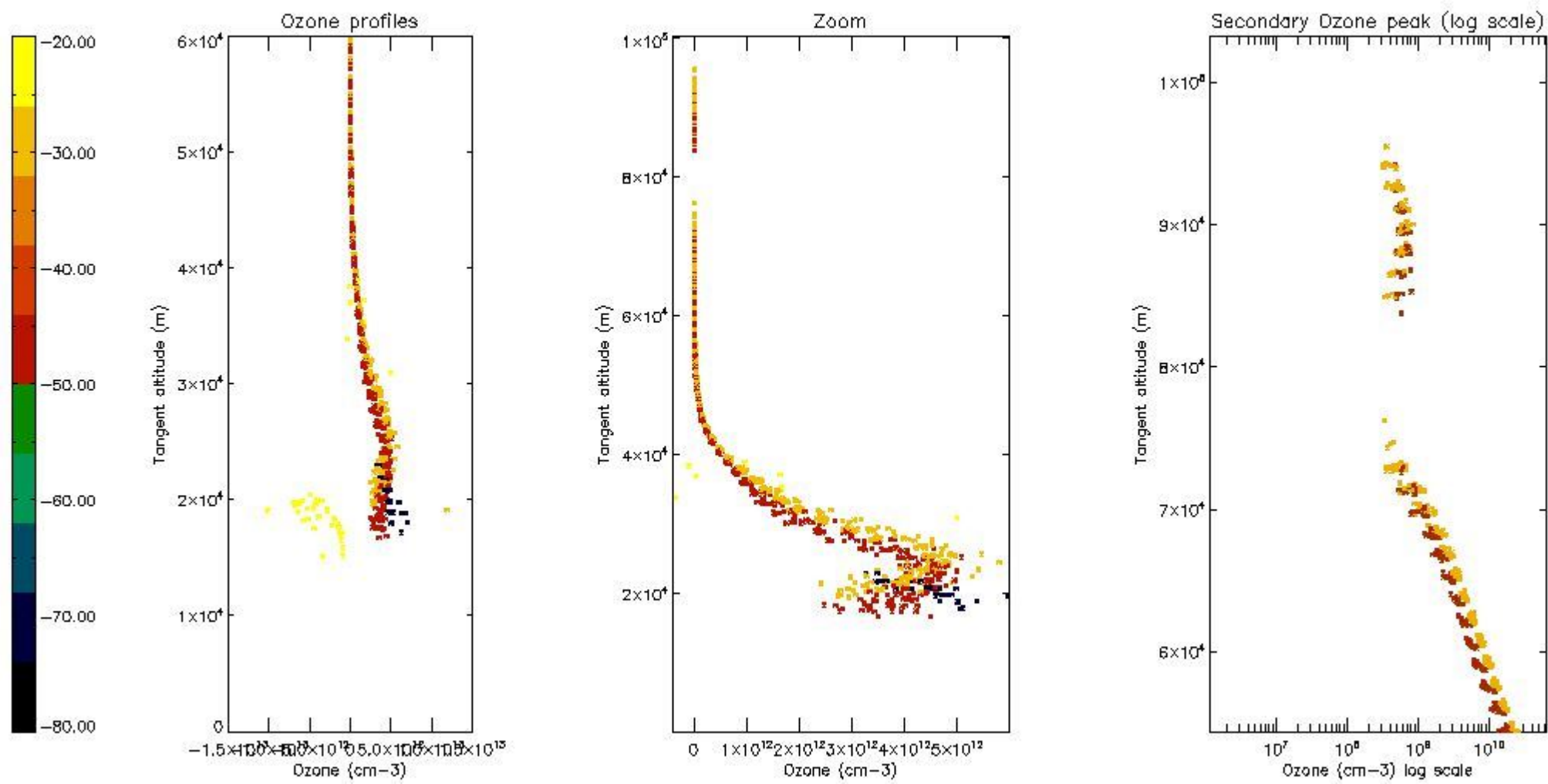
5.3 Plot ozone profiles where STD < 20% (dark without errors)

The colorbar represents the latitude.



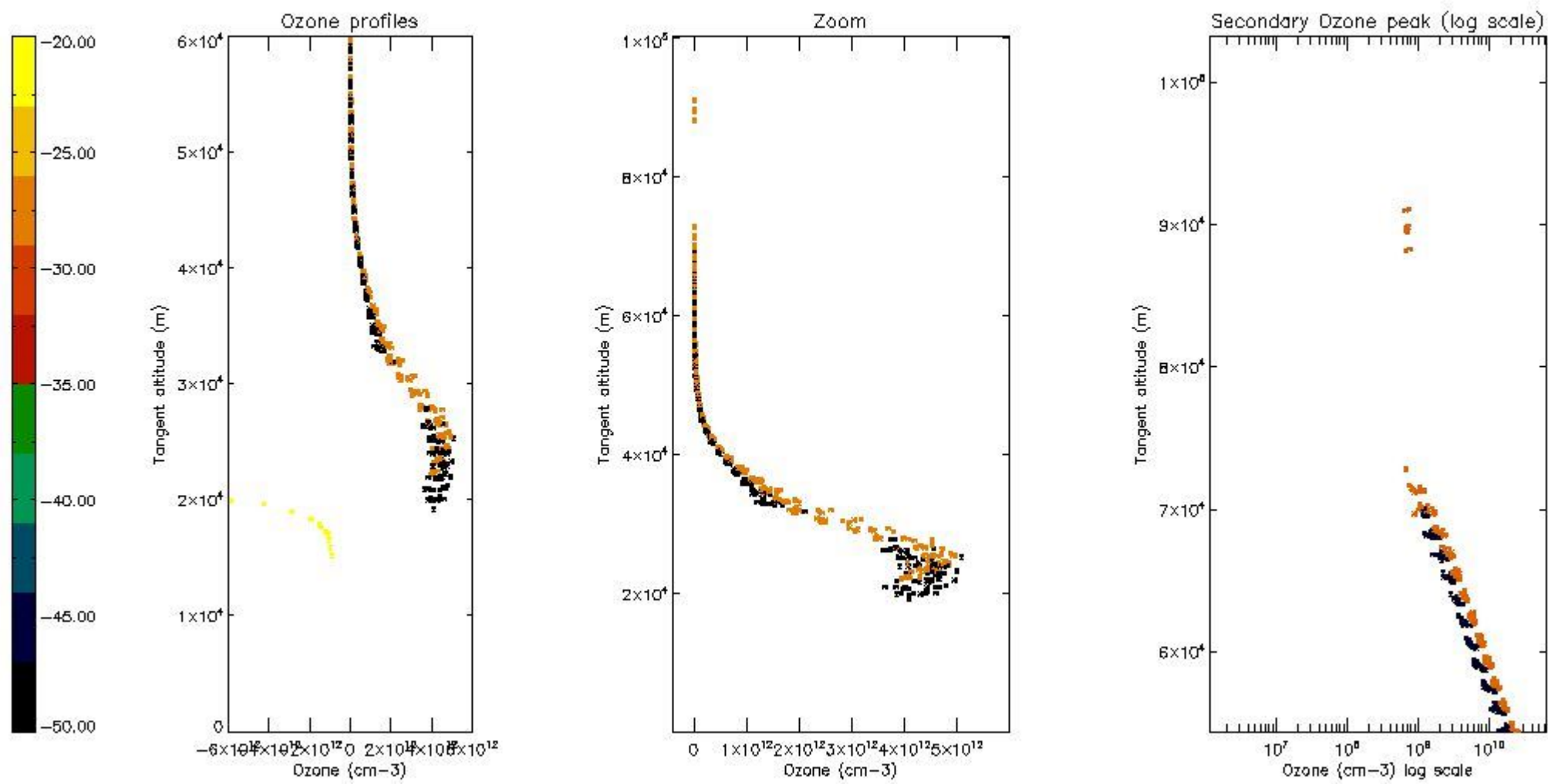
5.4 Plot ozone profiles where $STD < 10\%$ (dark without errors)

The colorbar represents the latitude.



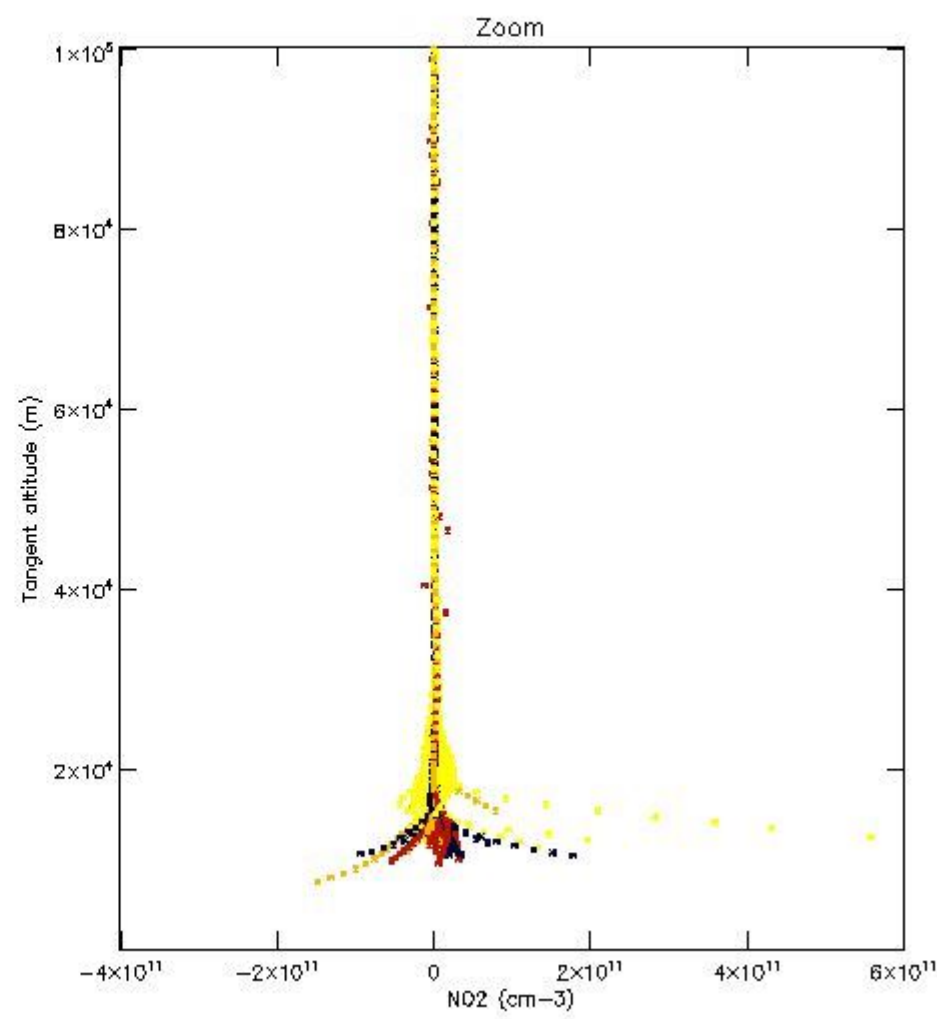
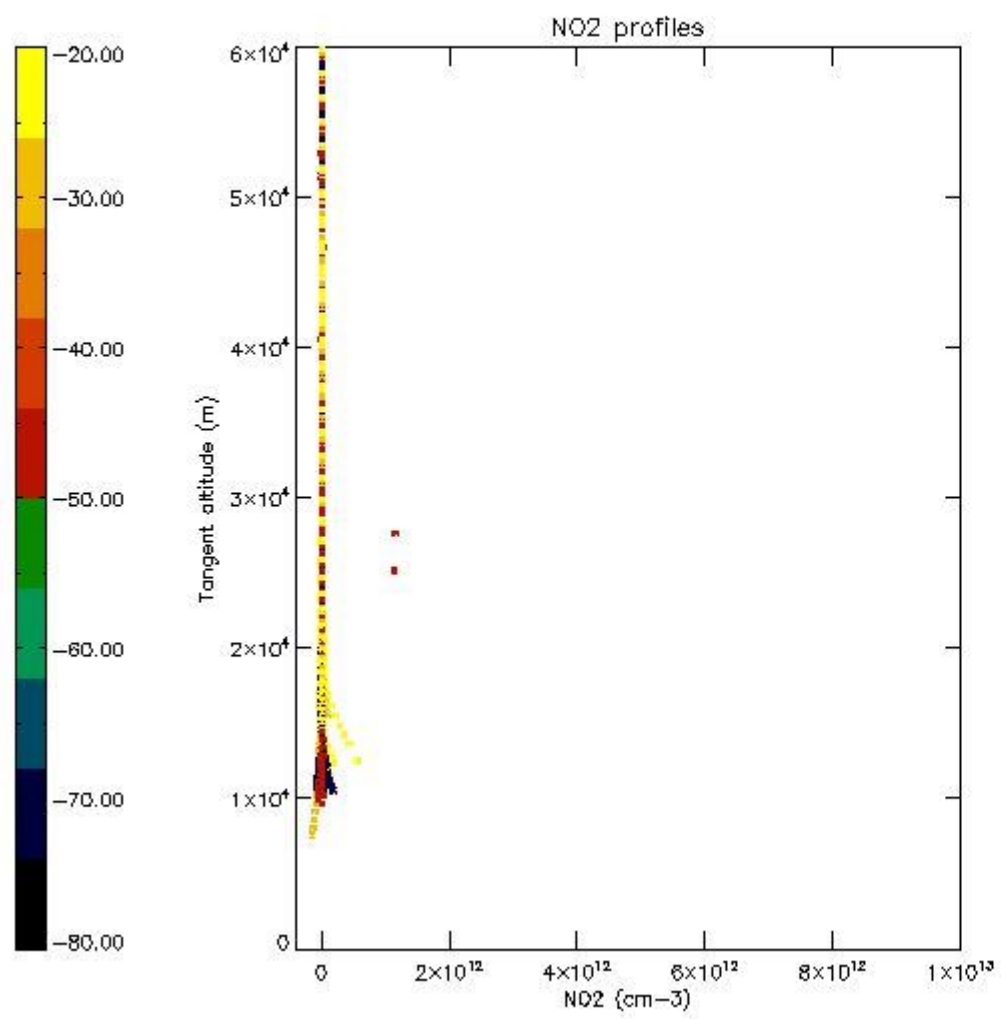
5.5 Plot ozone profiles where STD < 5% (dark without errors)

The colorbar represents the latitude.



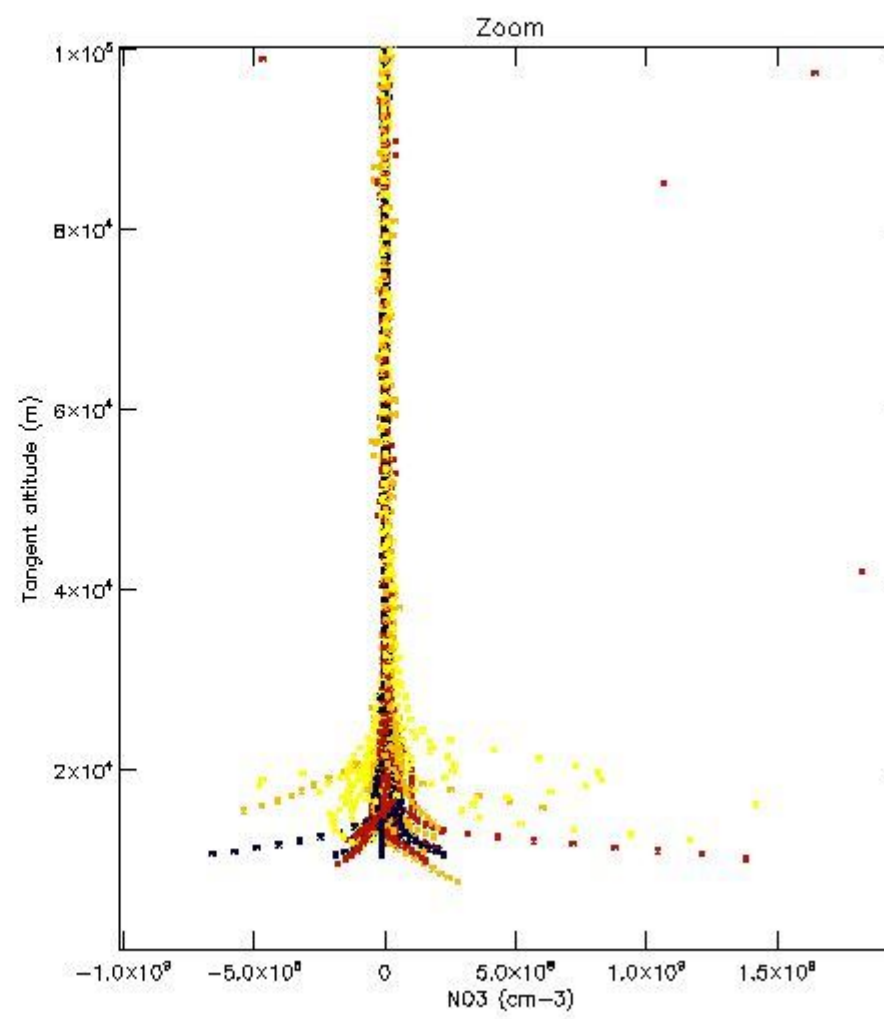
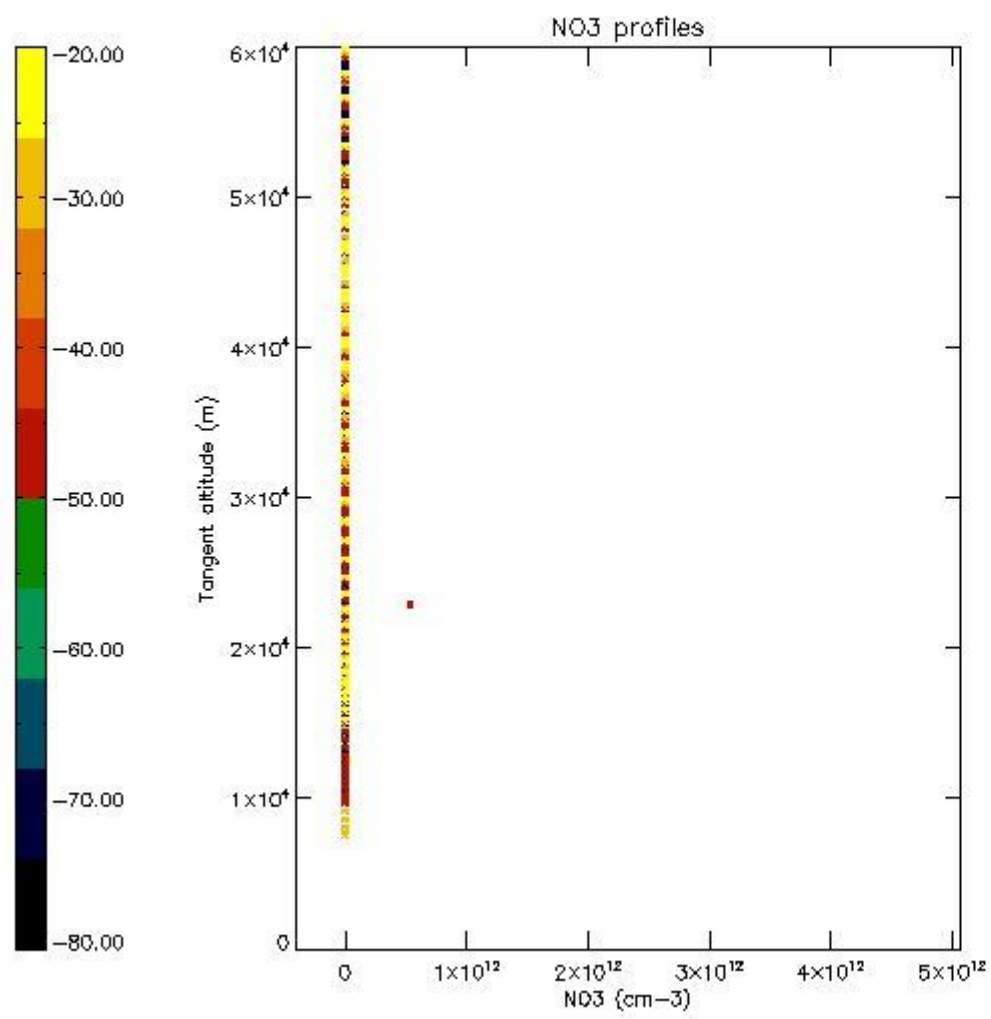
5.6 Plot NO₂ profiles for all STD (dark without errors)

The colorbar represents the latitude.



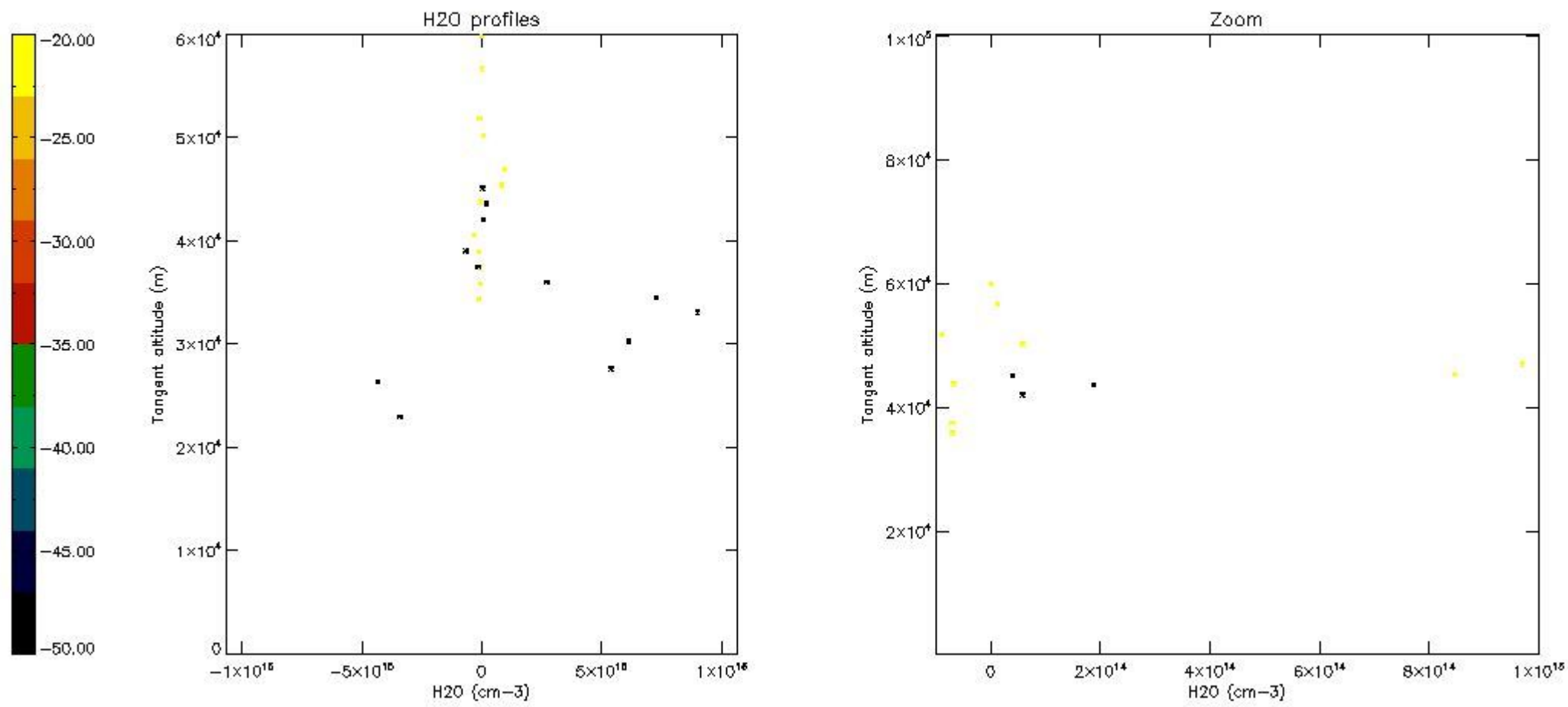
5.7 Plot NO3 profiles for all STD (dark without errors)

The colorbar represents the latitude.



5.8 Plot H₂O profiles for all STD (only for occultations of stars 1,2,3,4,13,14,16,26,63 dark without errors)

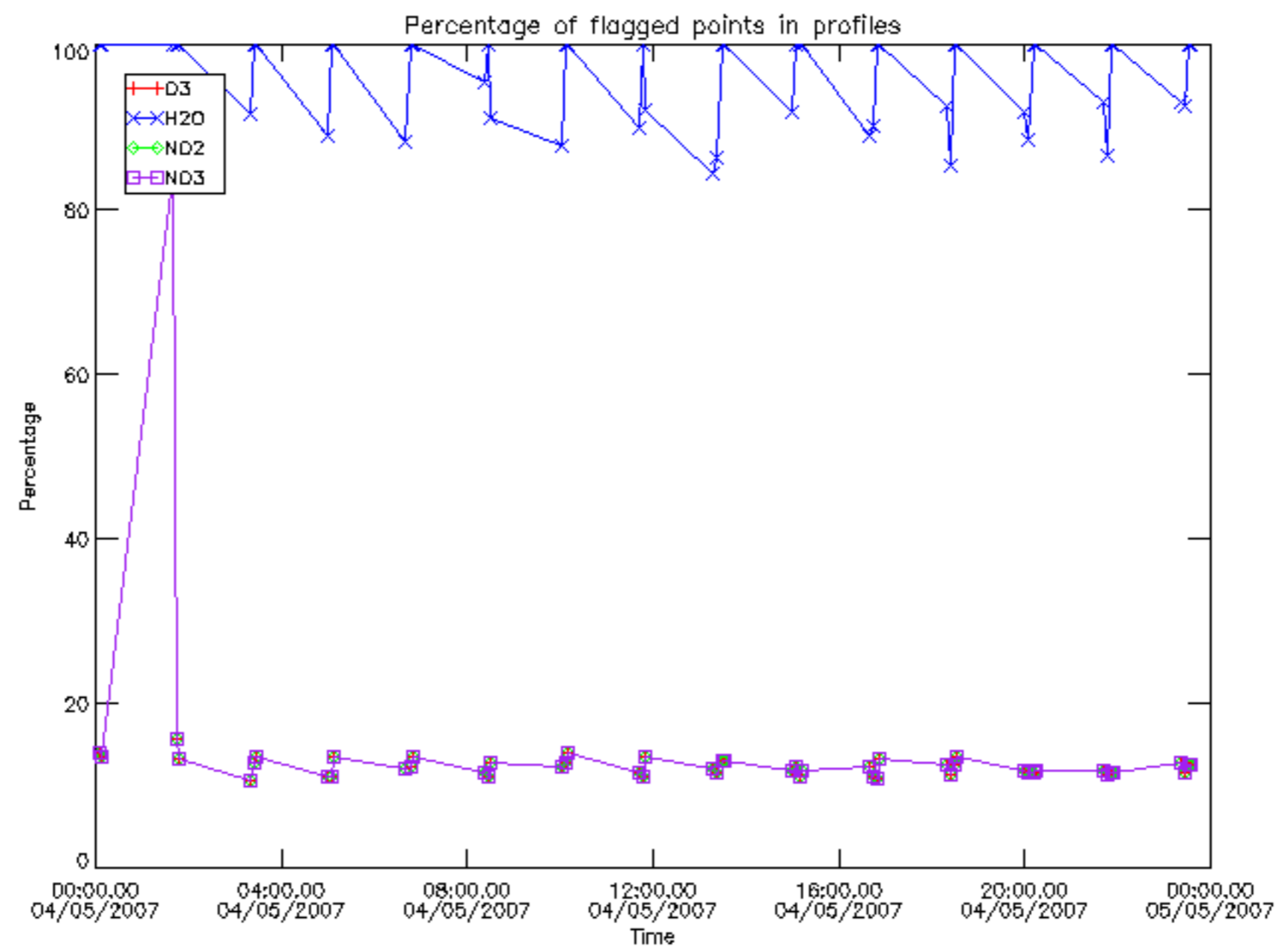
The colorbar represents the latitude.



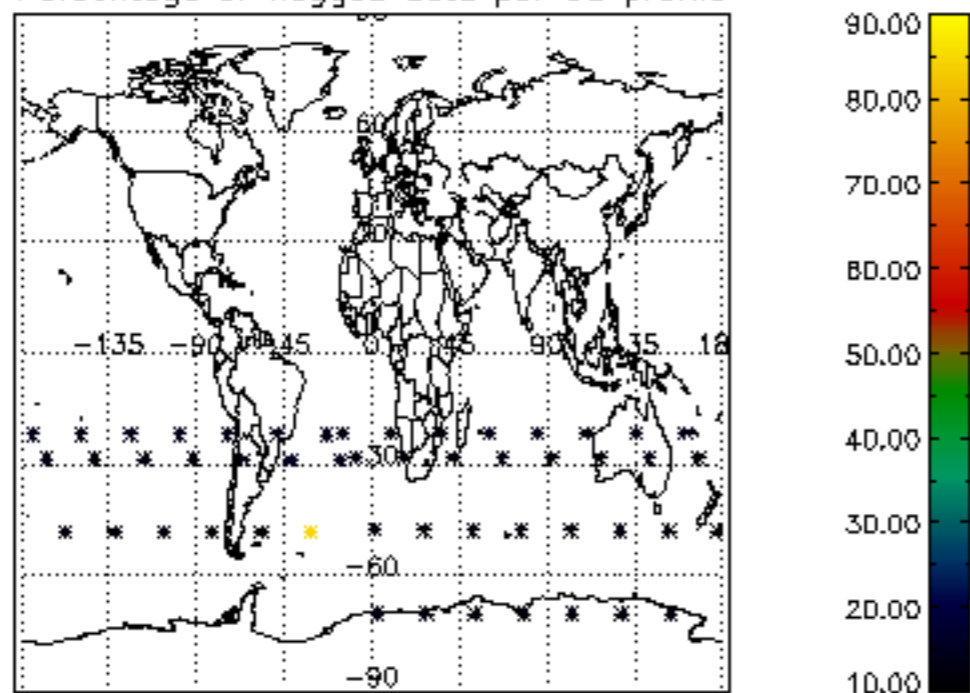
6. Auxiliary Data Files used for the production reported in section 2

The number reported in the third column indicates since which file (see list in section 2) the corresponding auxiliary file has been used. The fourth column is the date of those product files.

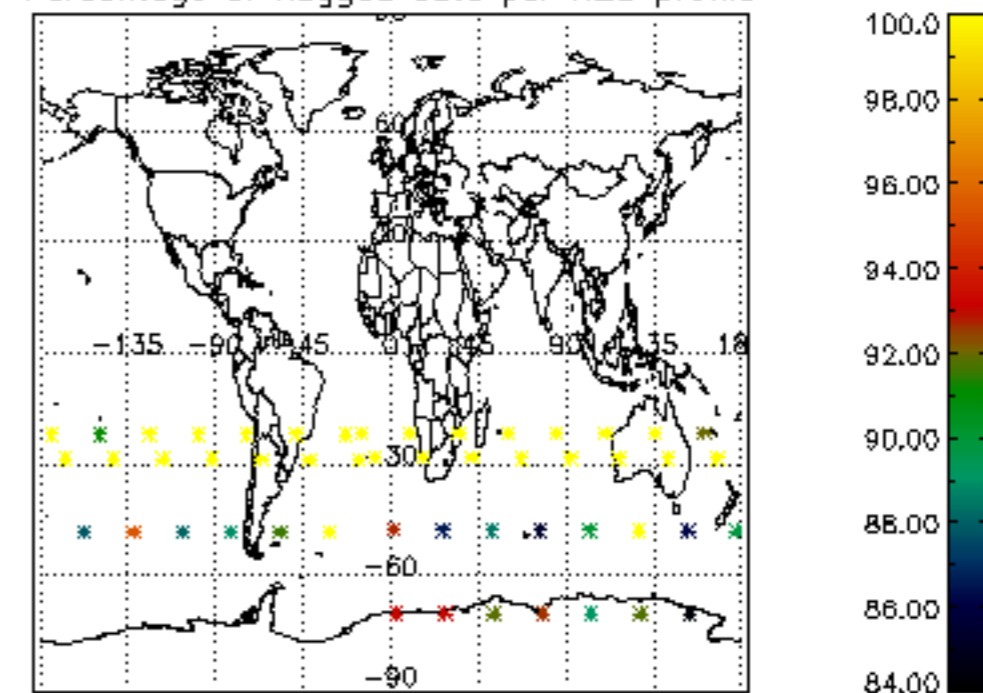
Type	Auxiliary Filename	Used since product	Used since product date
INST_PHYS_CHARACTERISTICS	GOM_INS_AXVIEC20091111_143220_20030716_120000_20500101_000000	1	04-MAY-2007 00:03:56
LEVEL-2_PROC_CONFIG	GOM_PR2_AXVIEC20091111_152718_20020301_000000_20500101_000000	1	04-MAY-2007 00:03:56
CROSS_SECTIONS_FILE	GOM_CRS_AXVIEC20091111_154832_20020301_000000_20500101_000000	1	04-MAY-2007 00:03:56



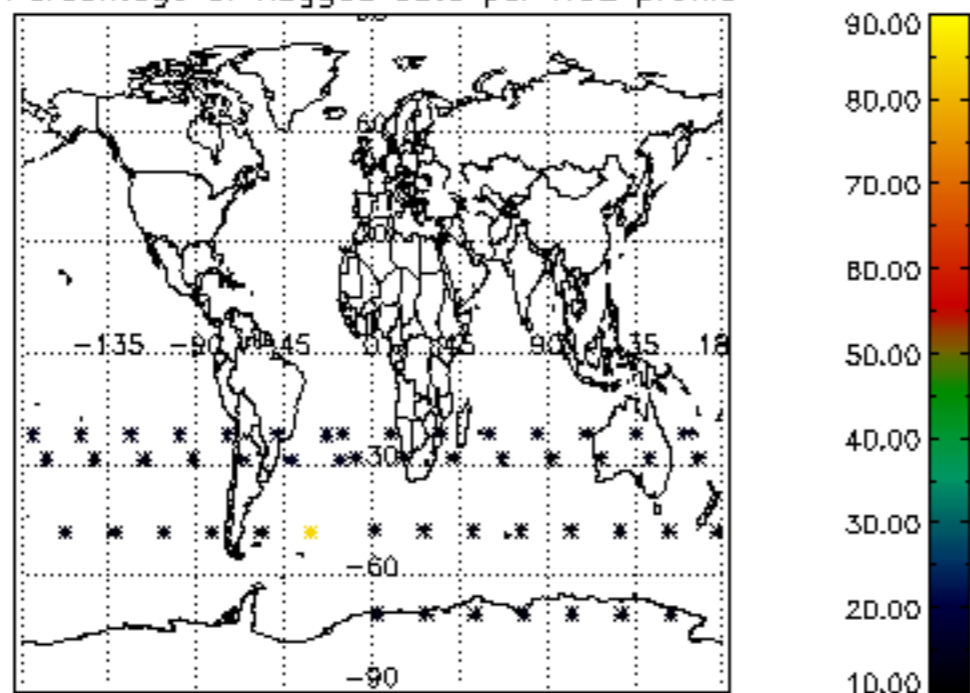
Percentage of flagged data per D3 profile



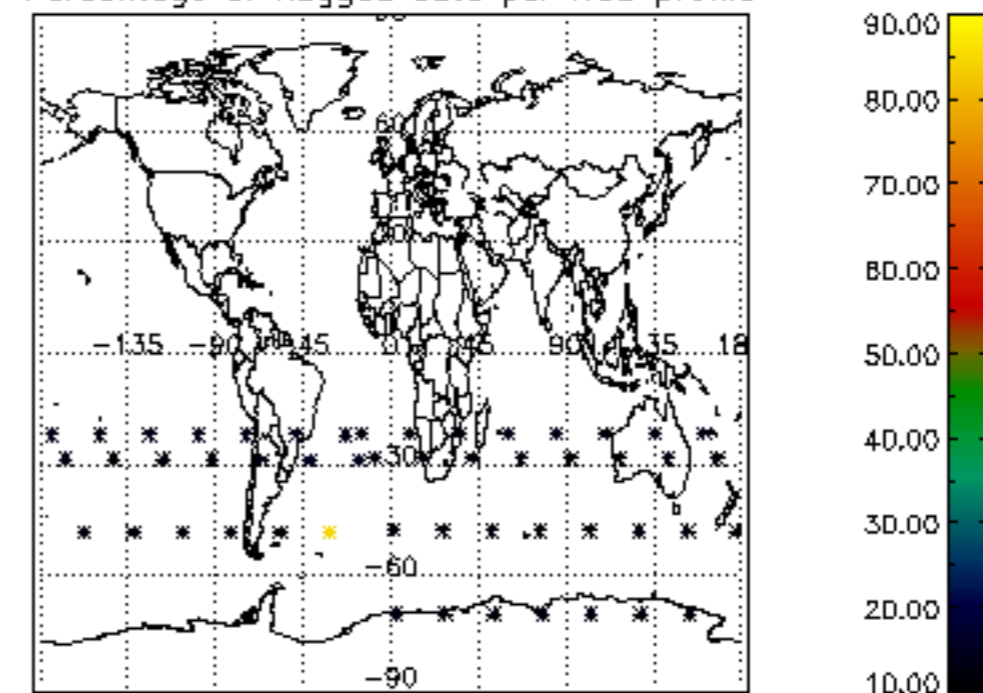
Percentage of flagged data per H2O profile

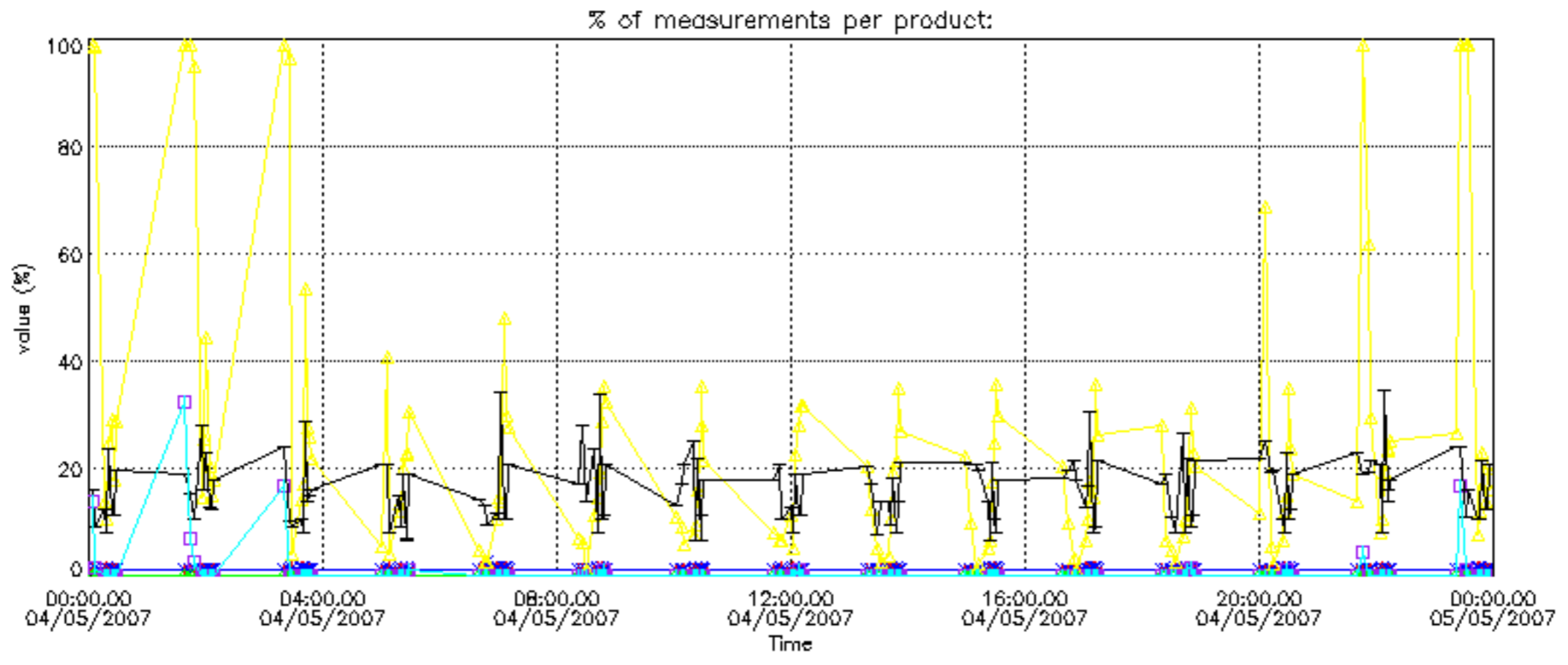


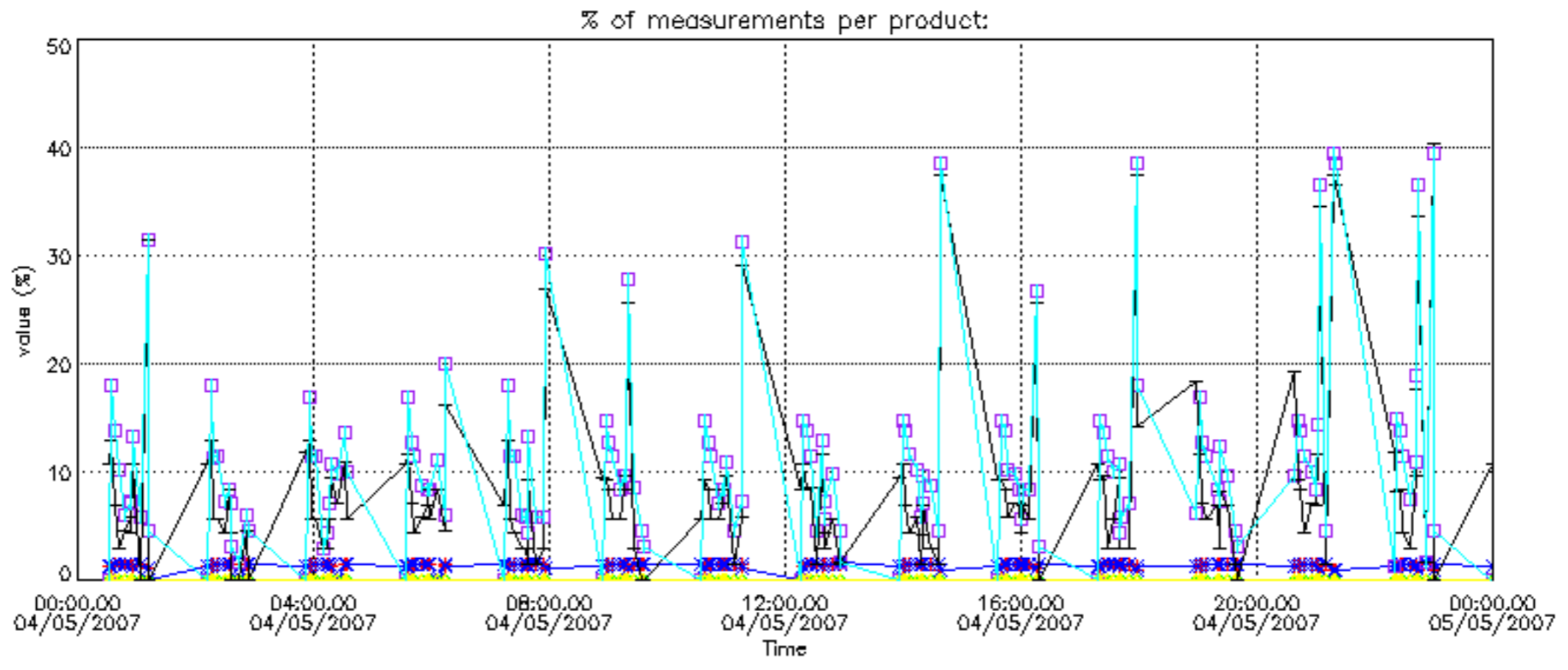
Percentage of flagged data per NO2 profile



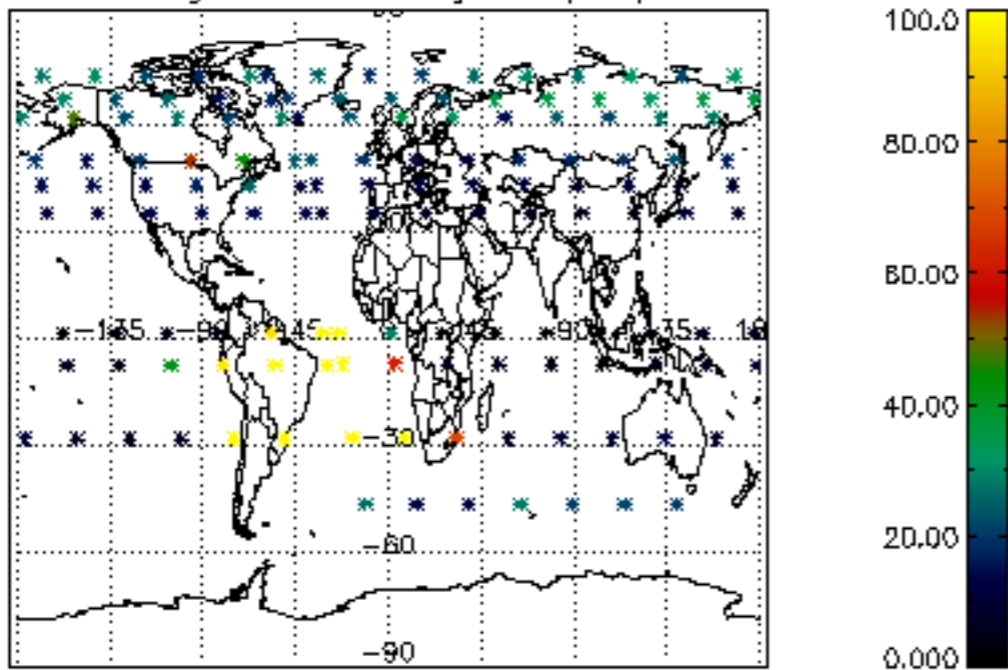
Percentage of flagged data per NO3 profile



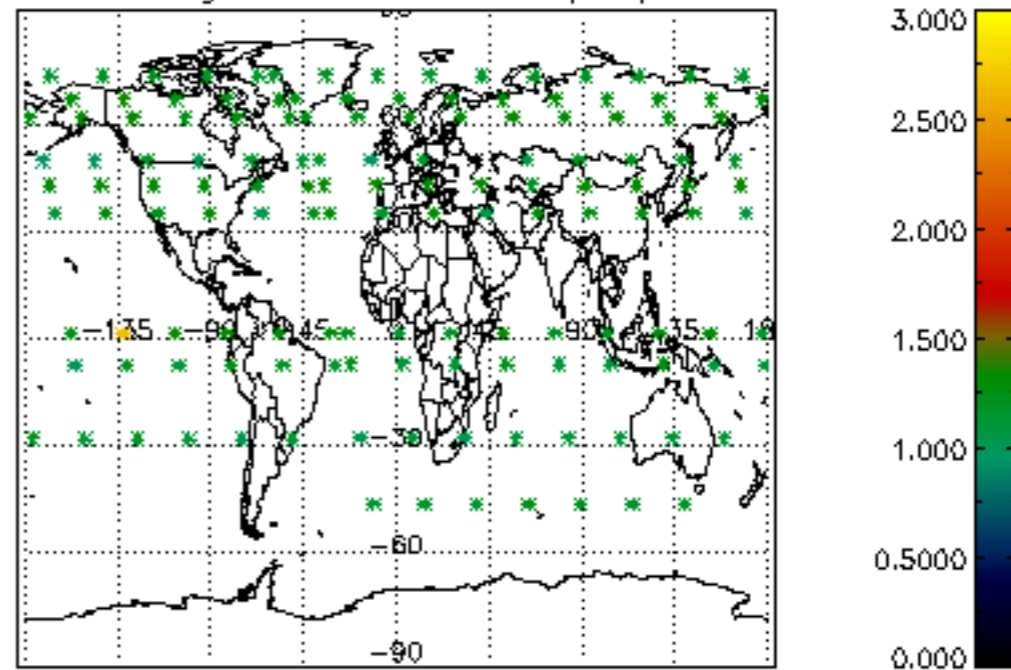




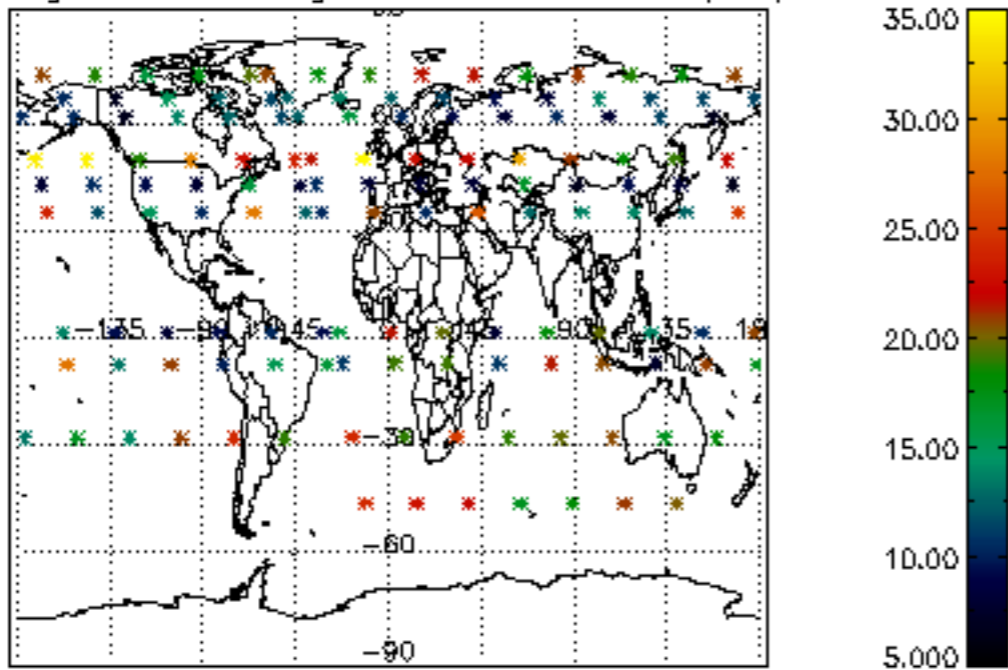
Percentage of cosmic ray hits per profile



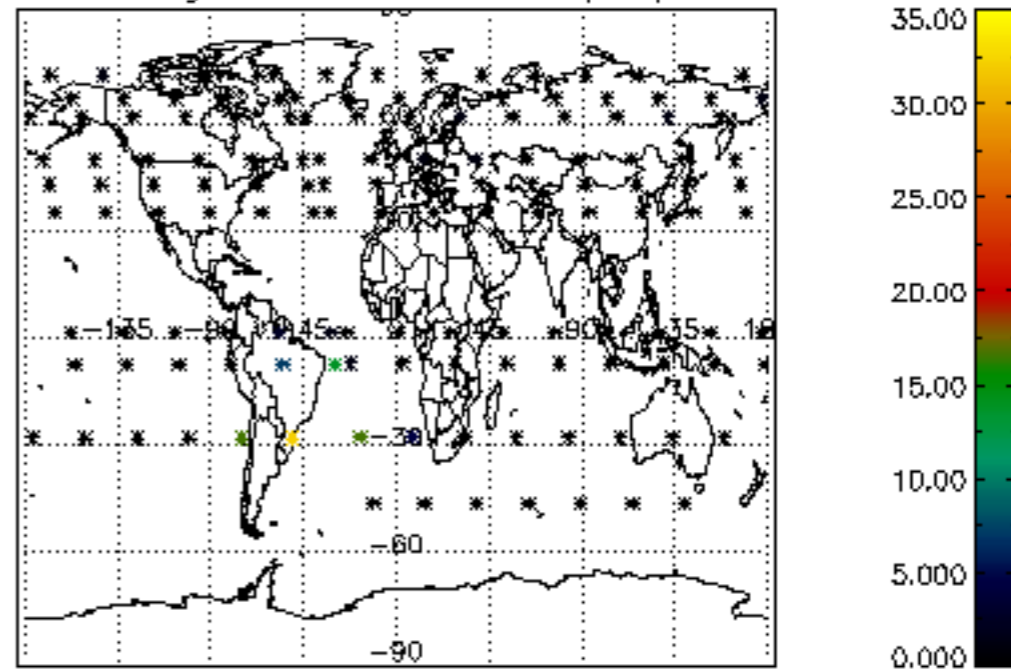
Percentage of datation errors per profile



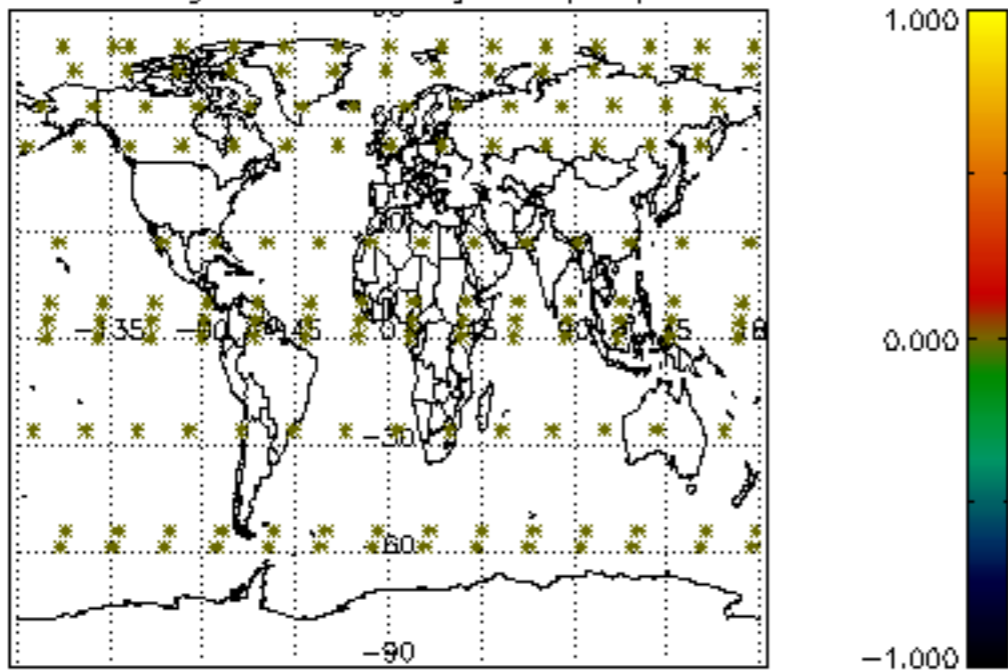
Percentage of star falling outside central band per profile



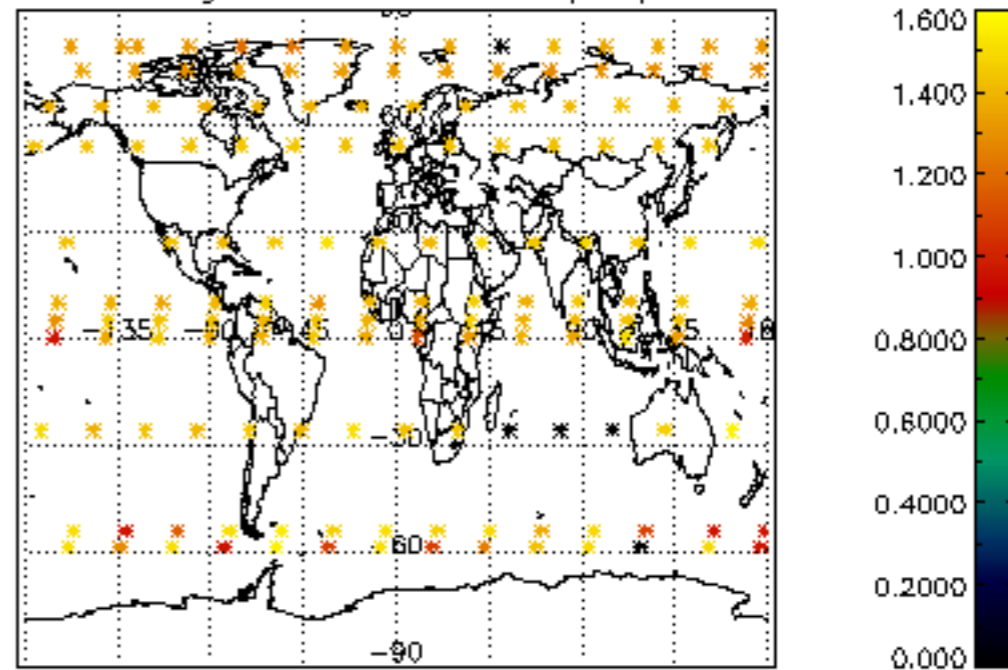
Percentage of saturation errors per profile



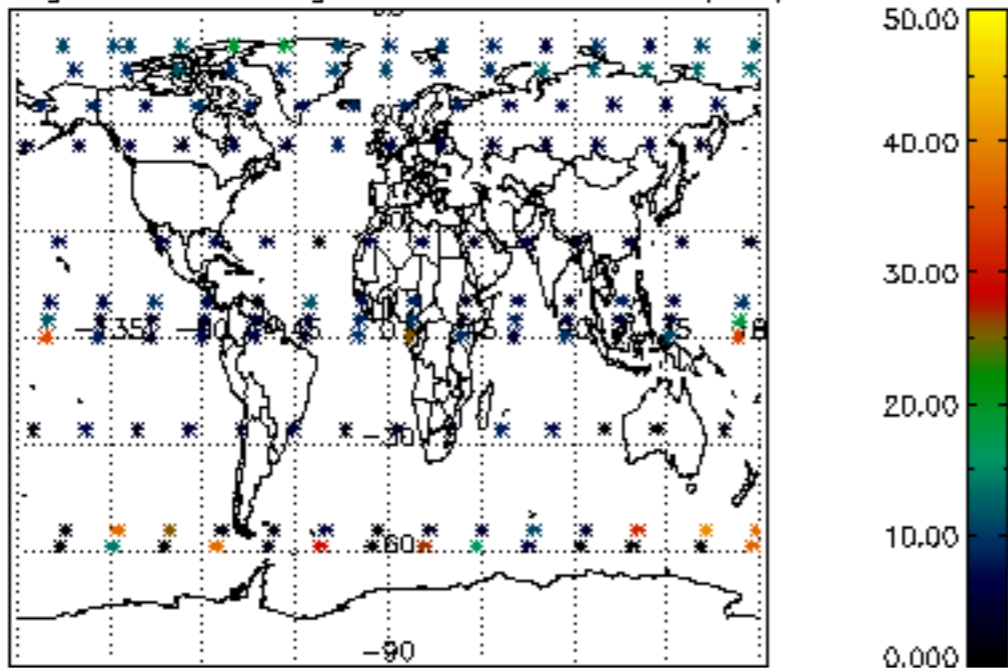
Percentage of cosmic ray hits per profile



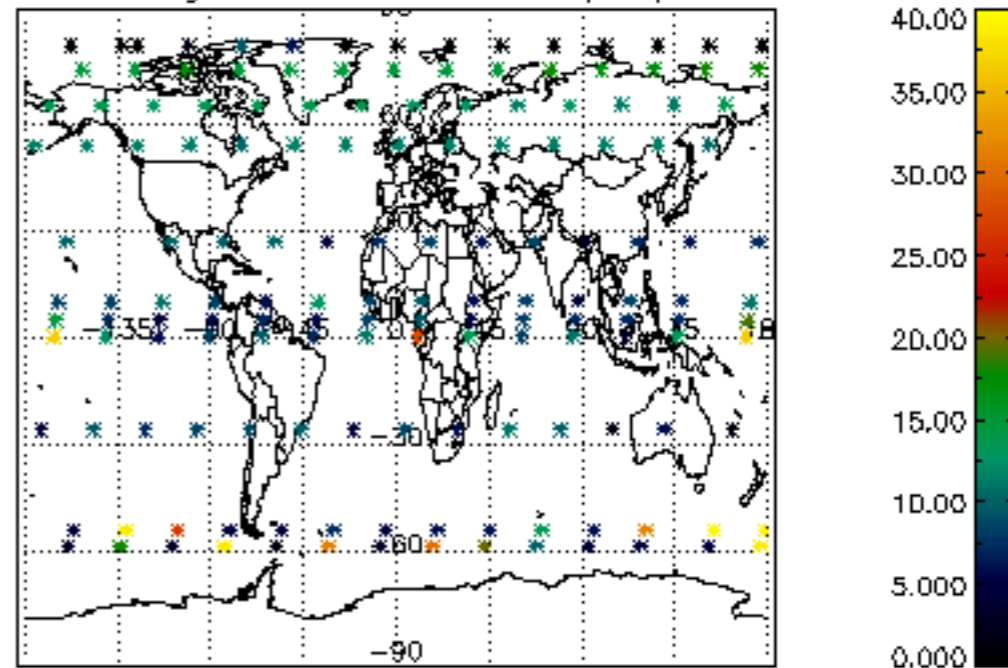
Percentage of datation errors per profile

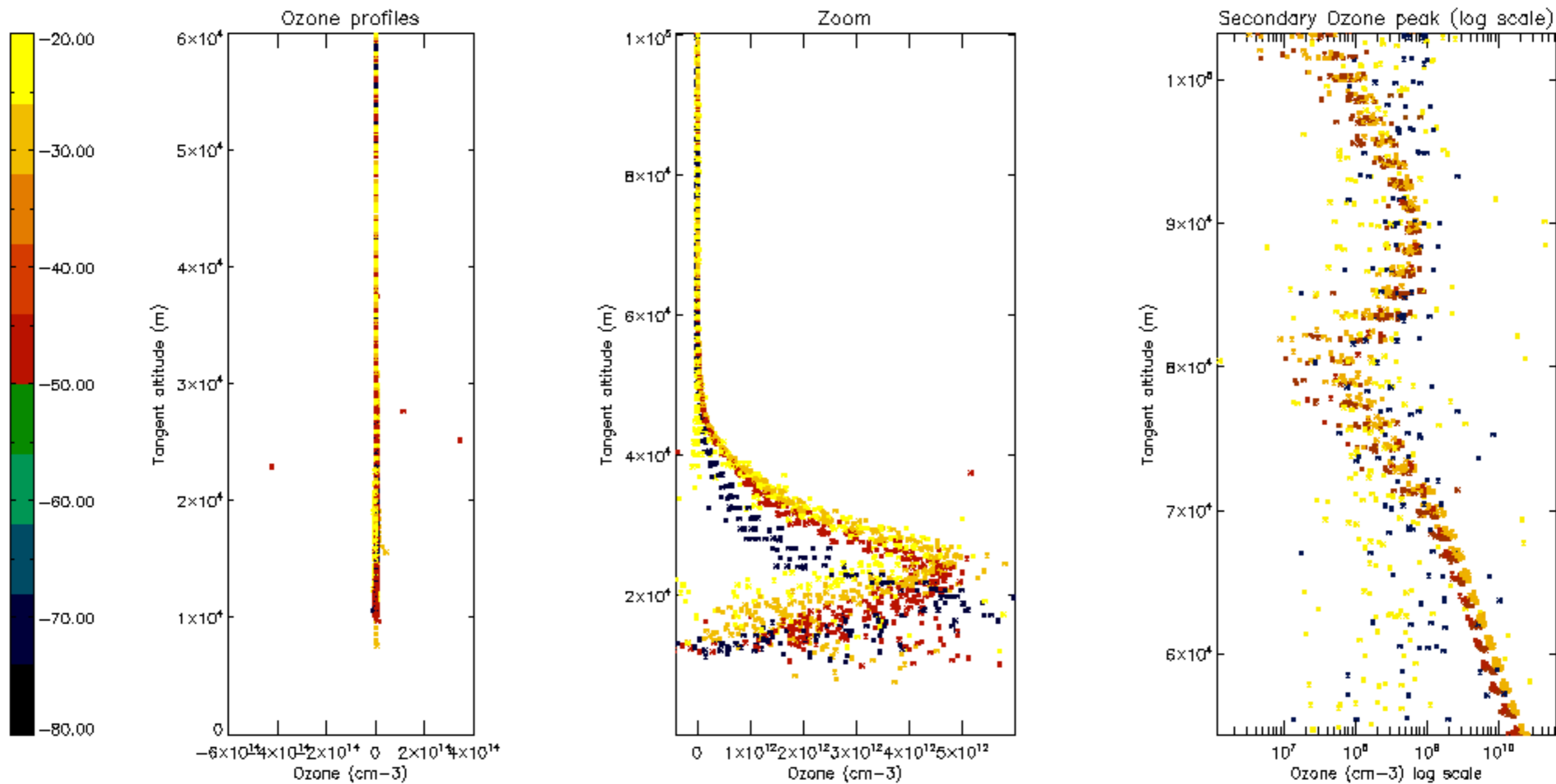


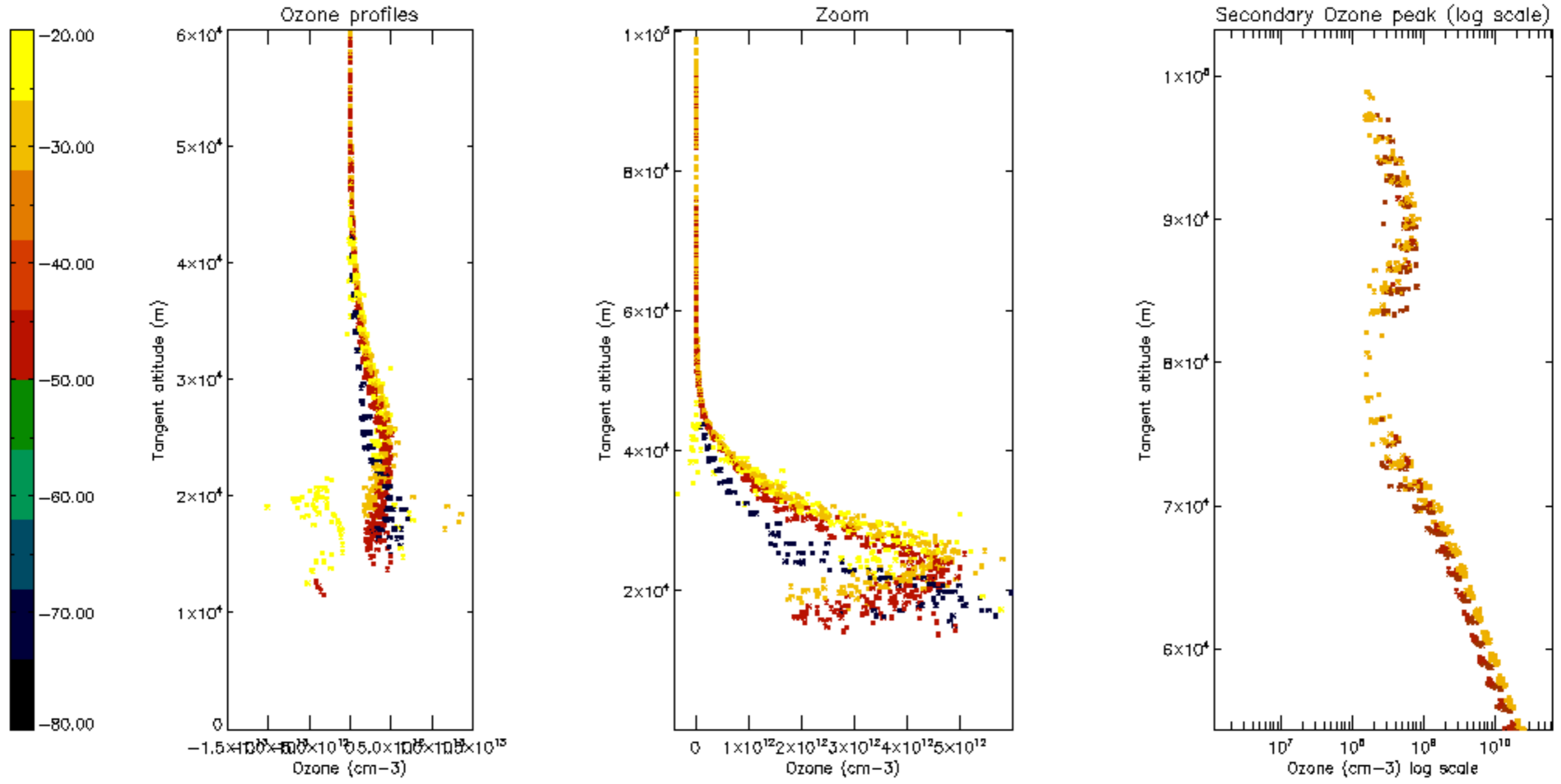
Percentage of star falling outside central band per profile

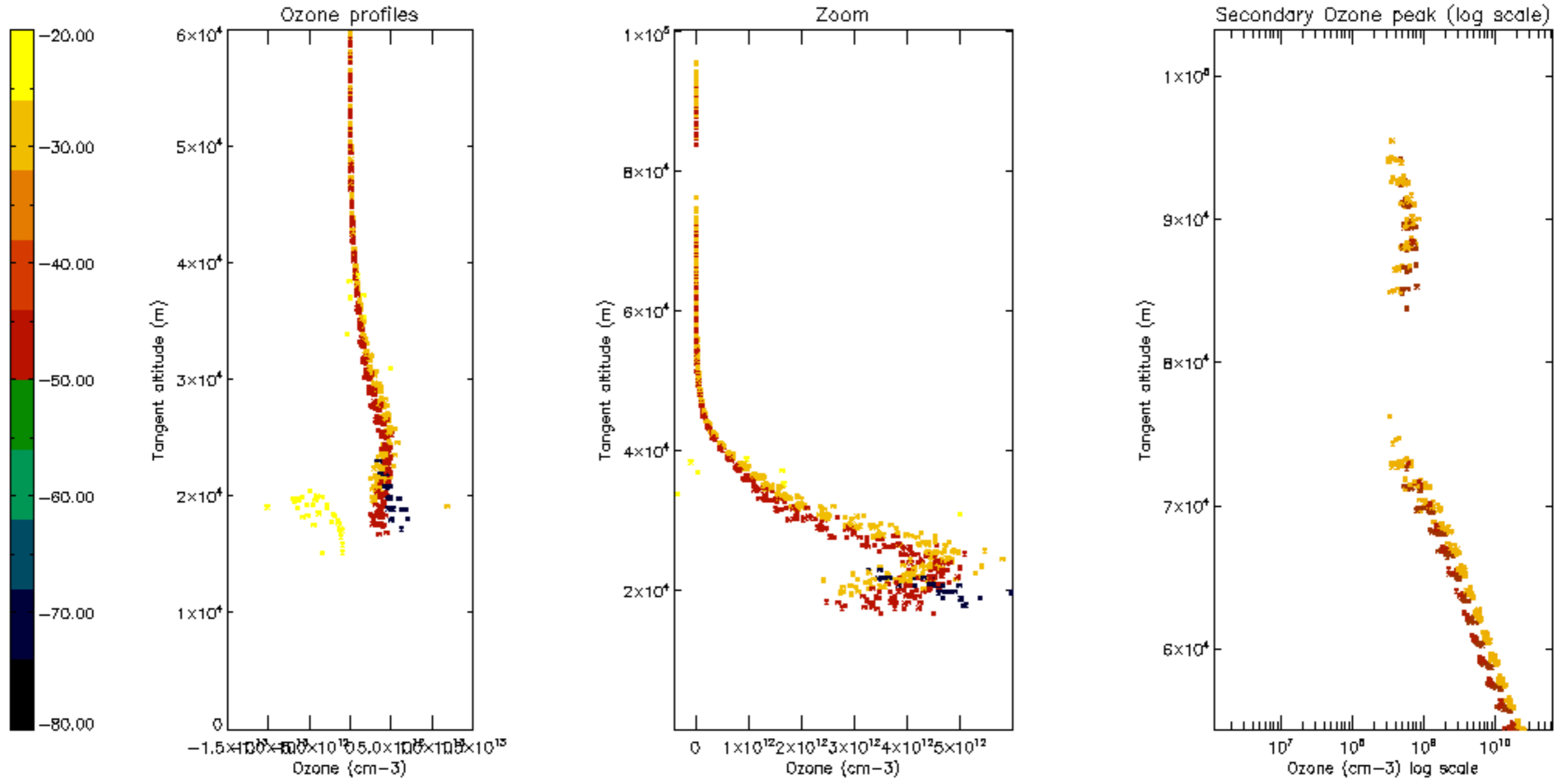


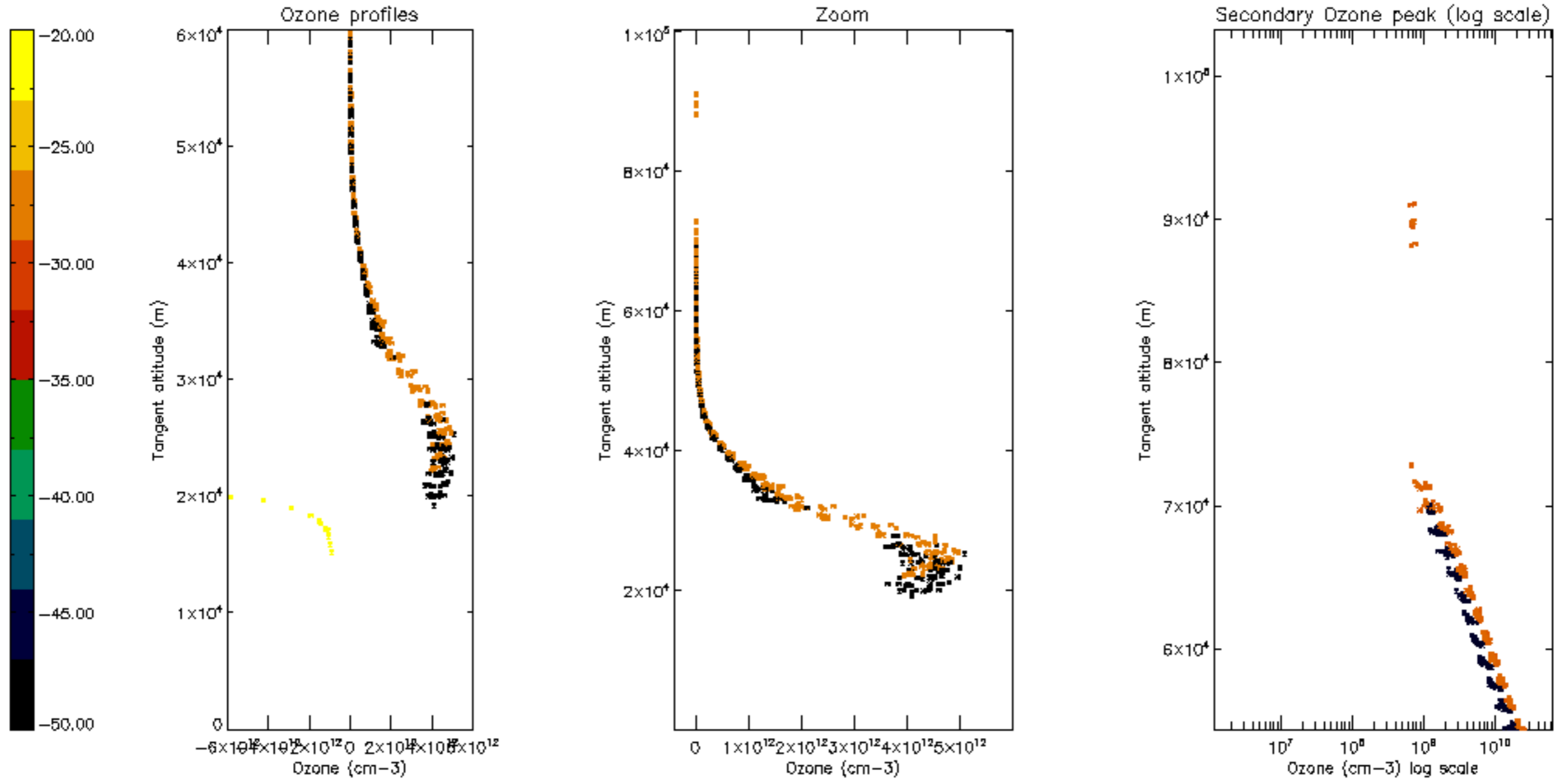
Percentage of saturation errors per profile

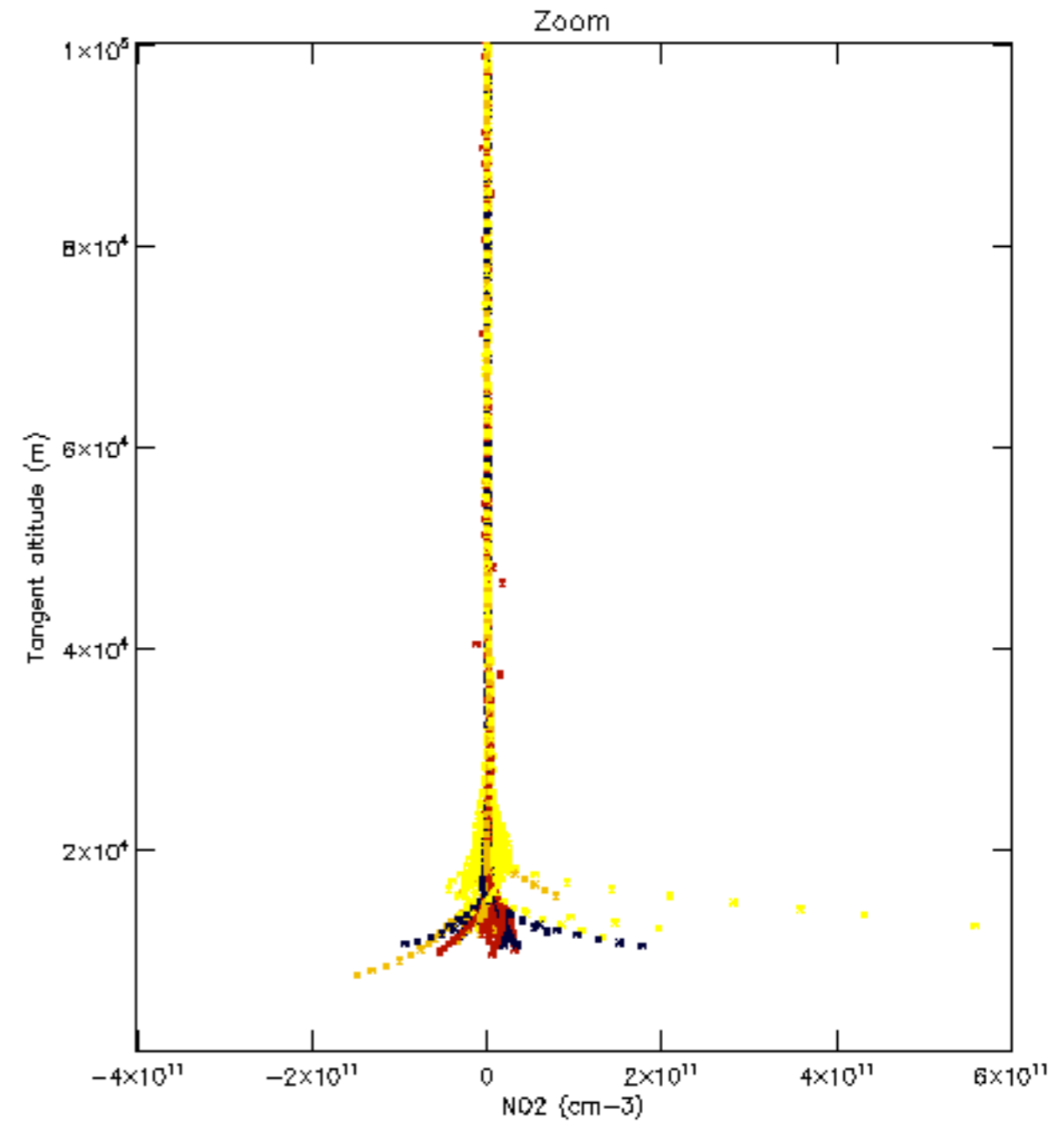
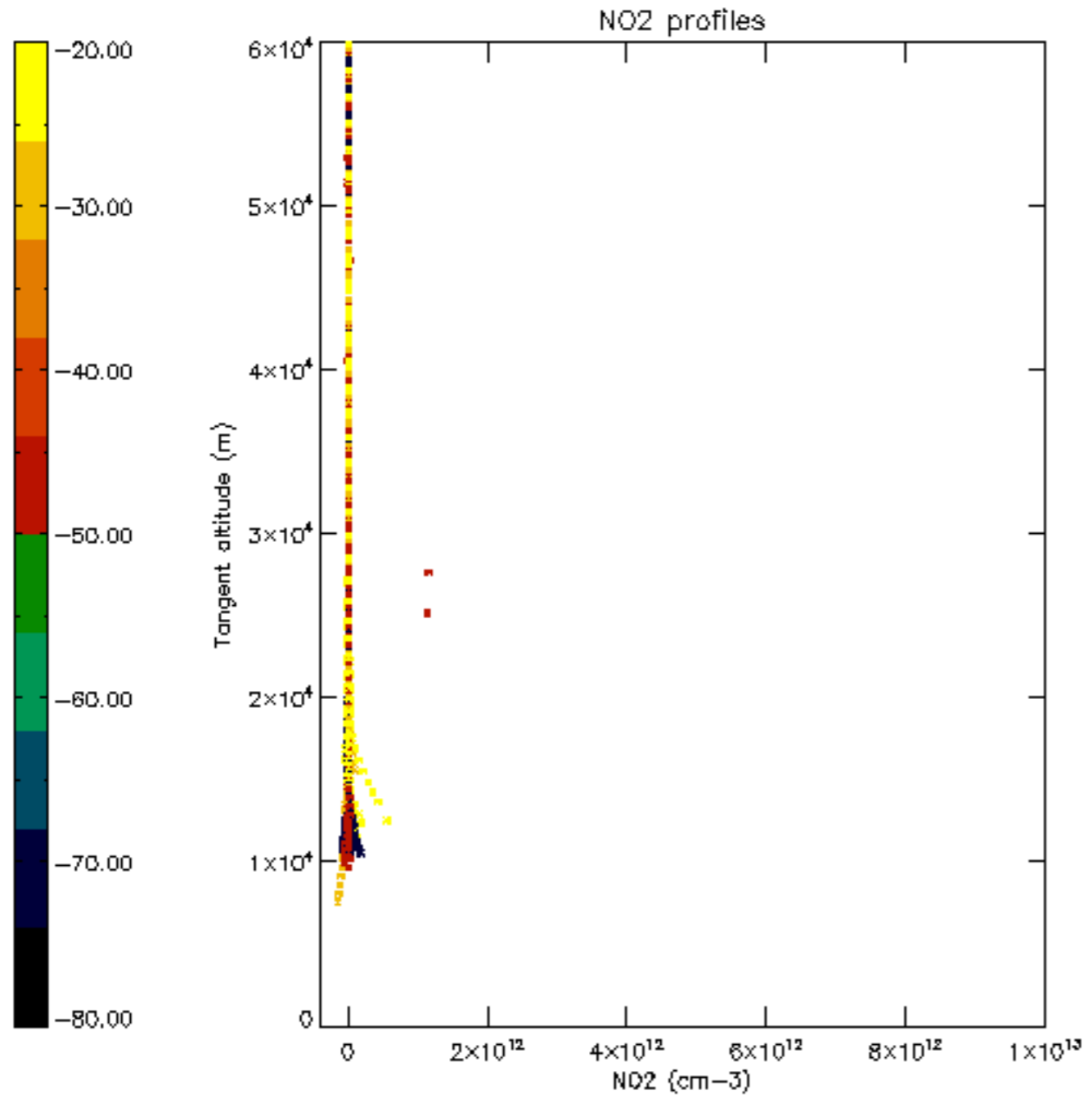


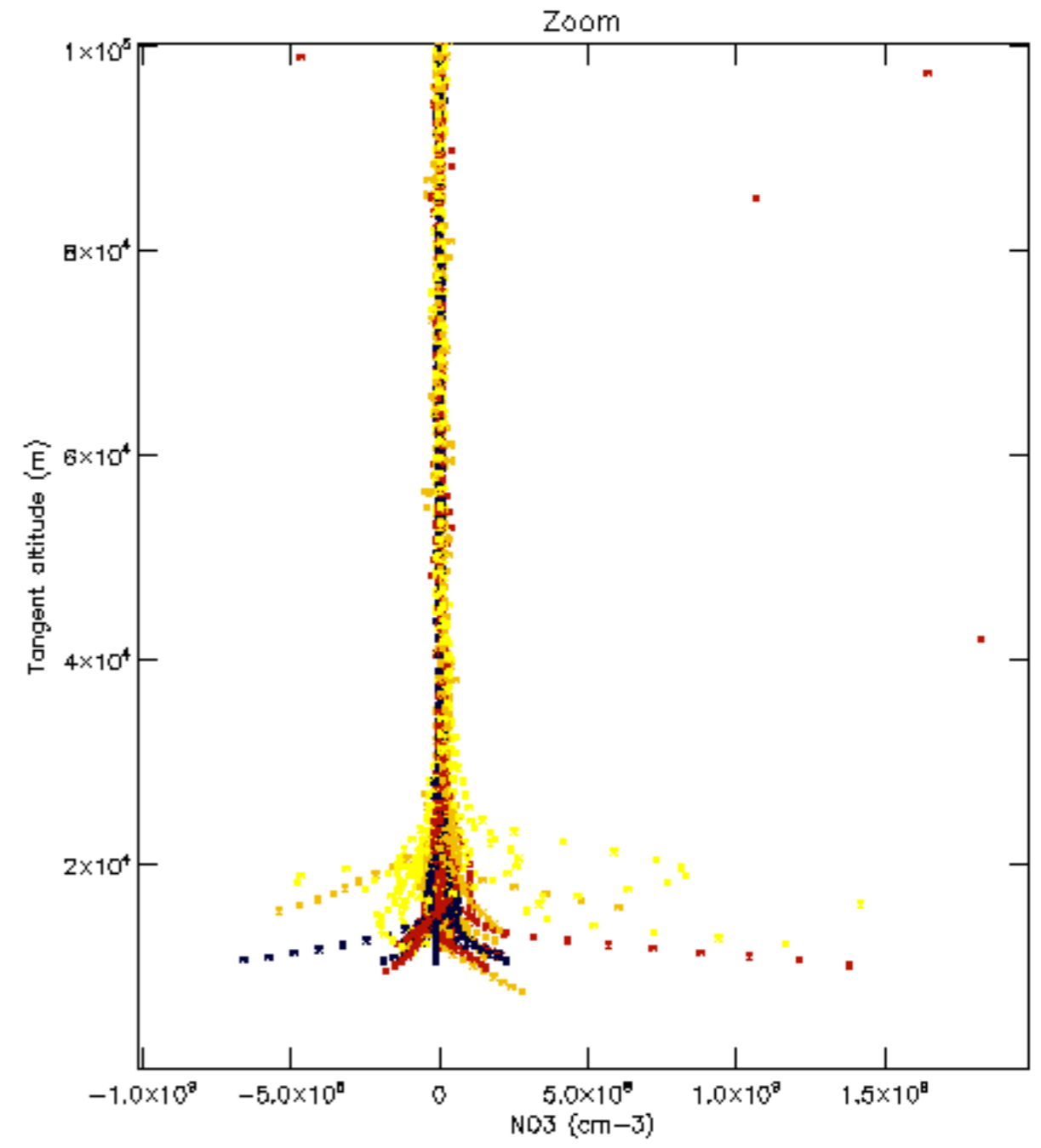
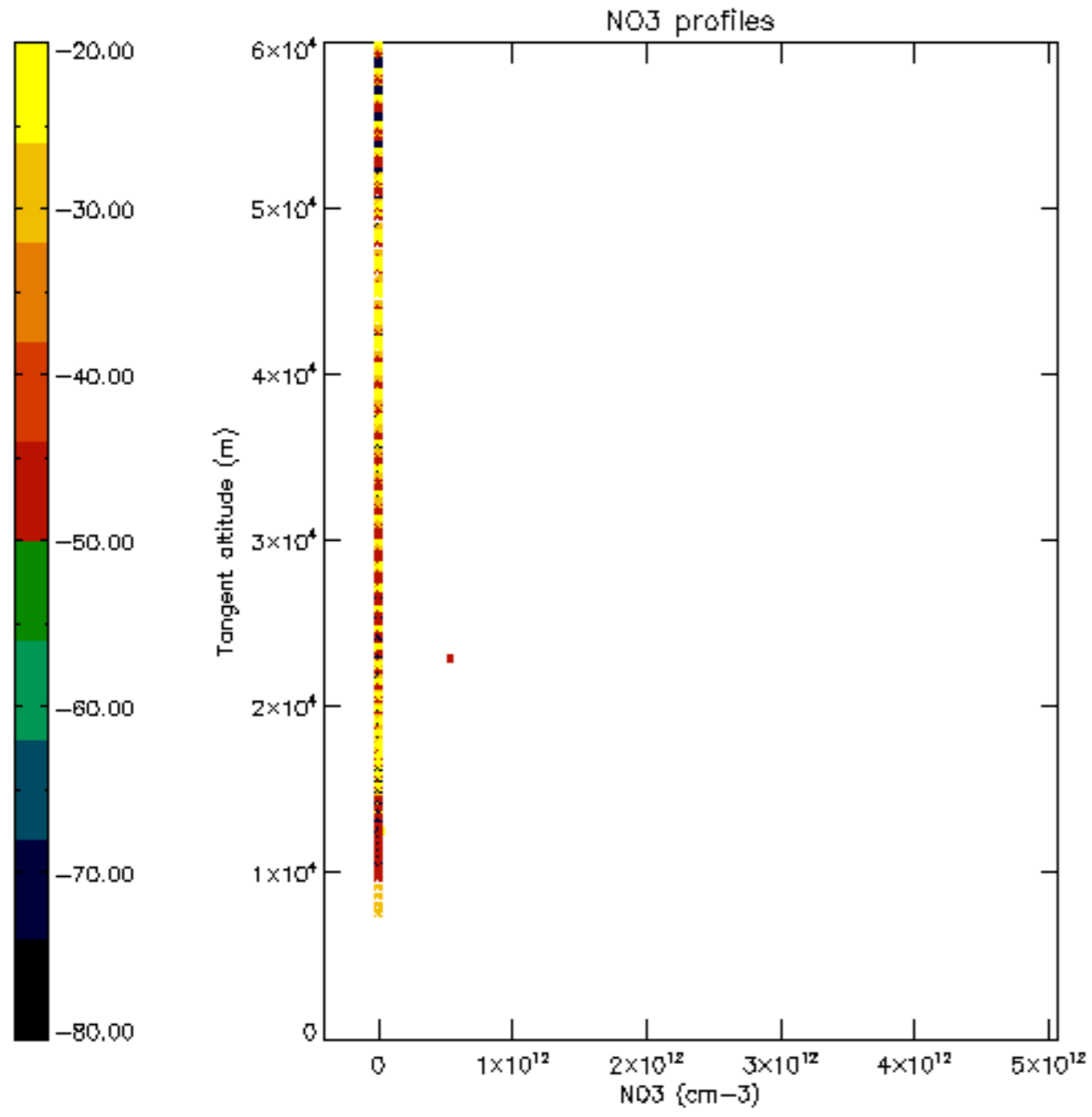


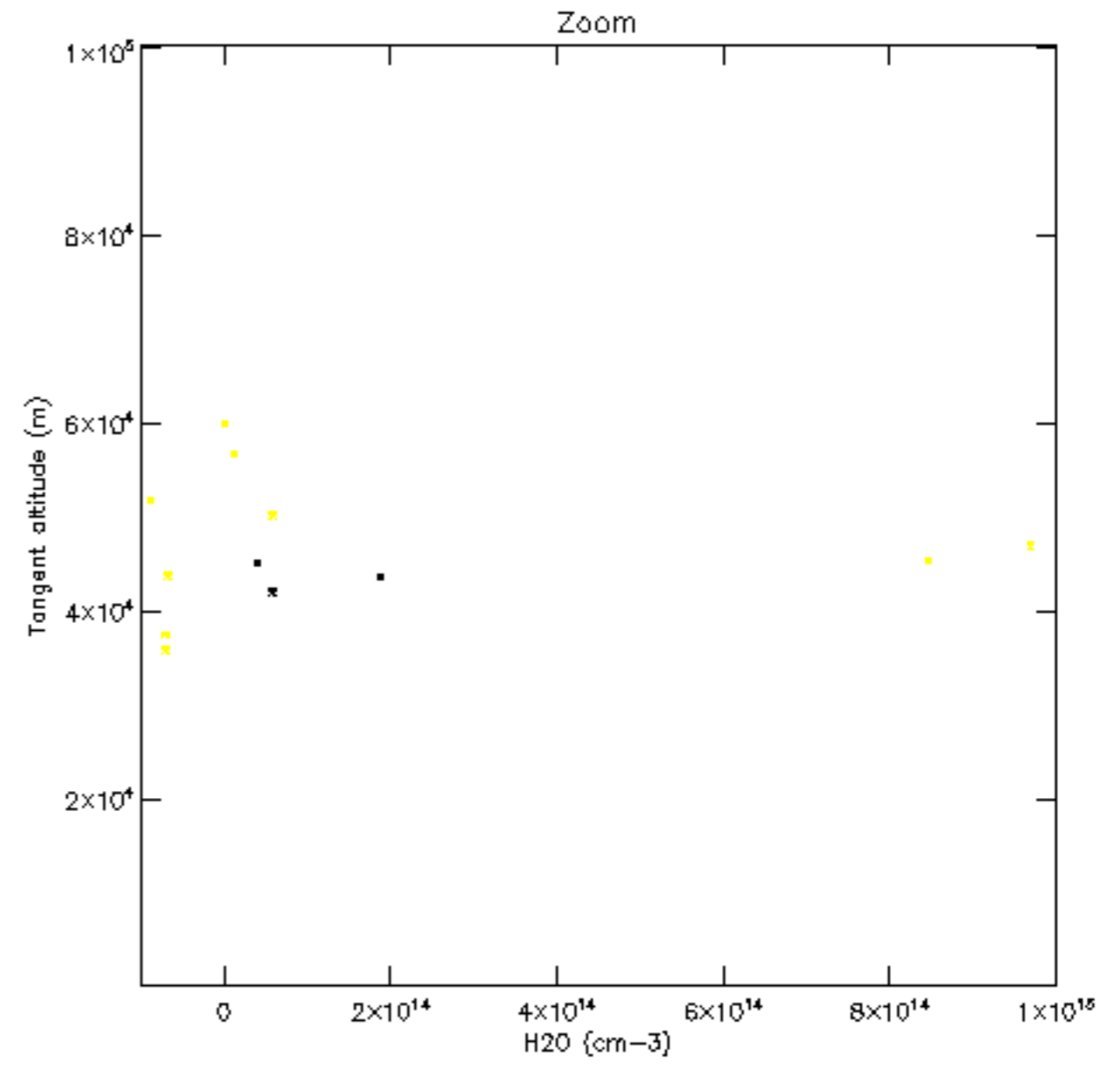
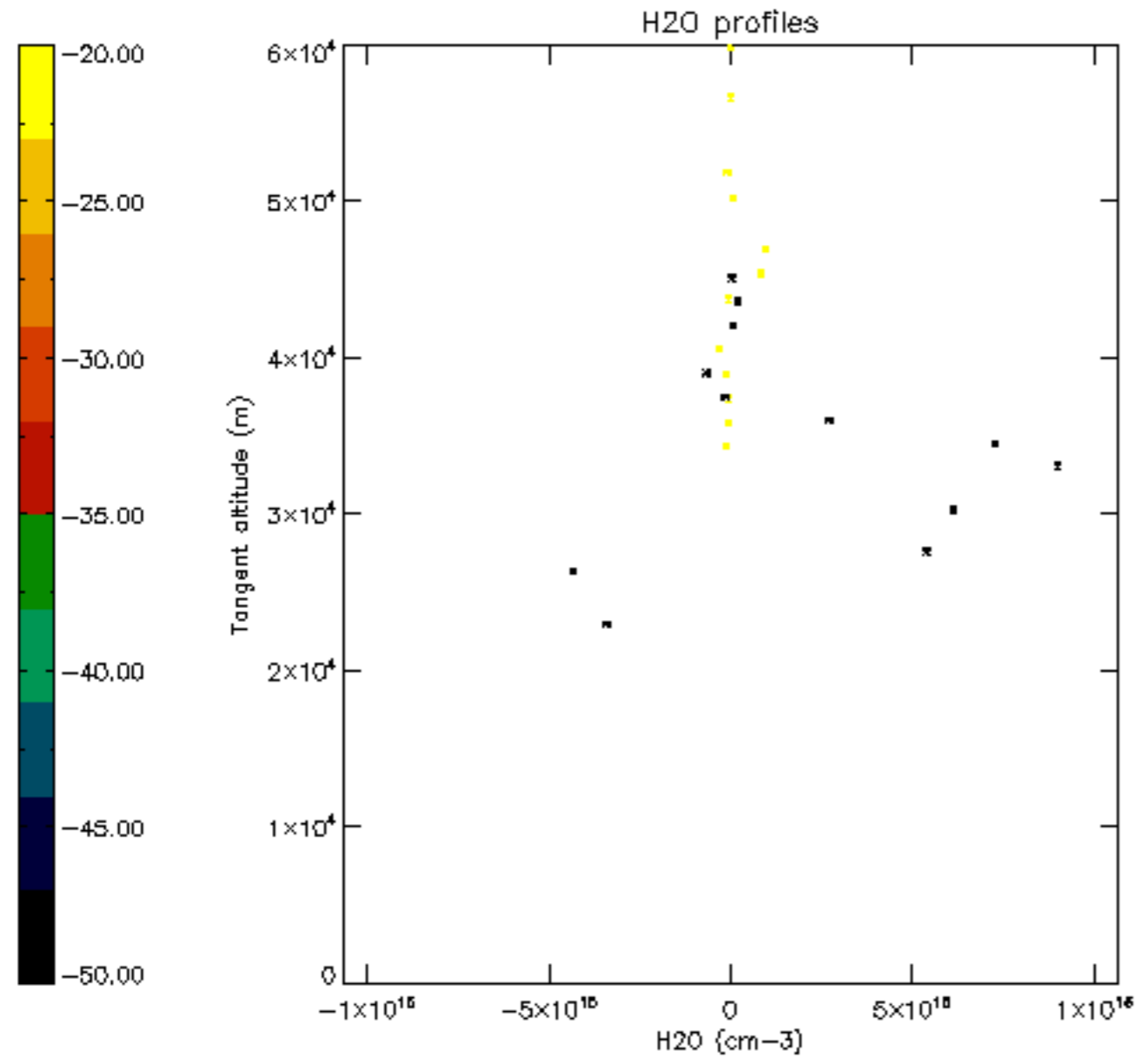


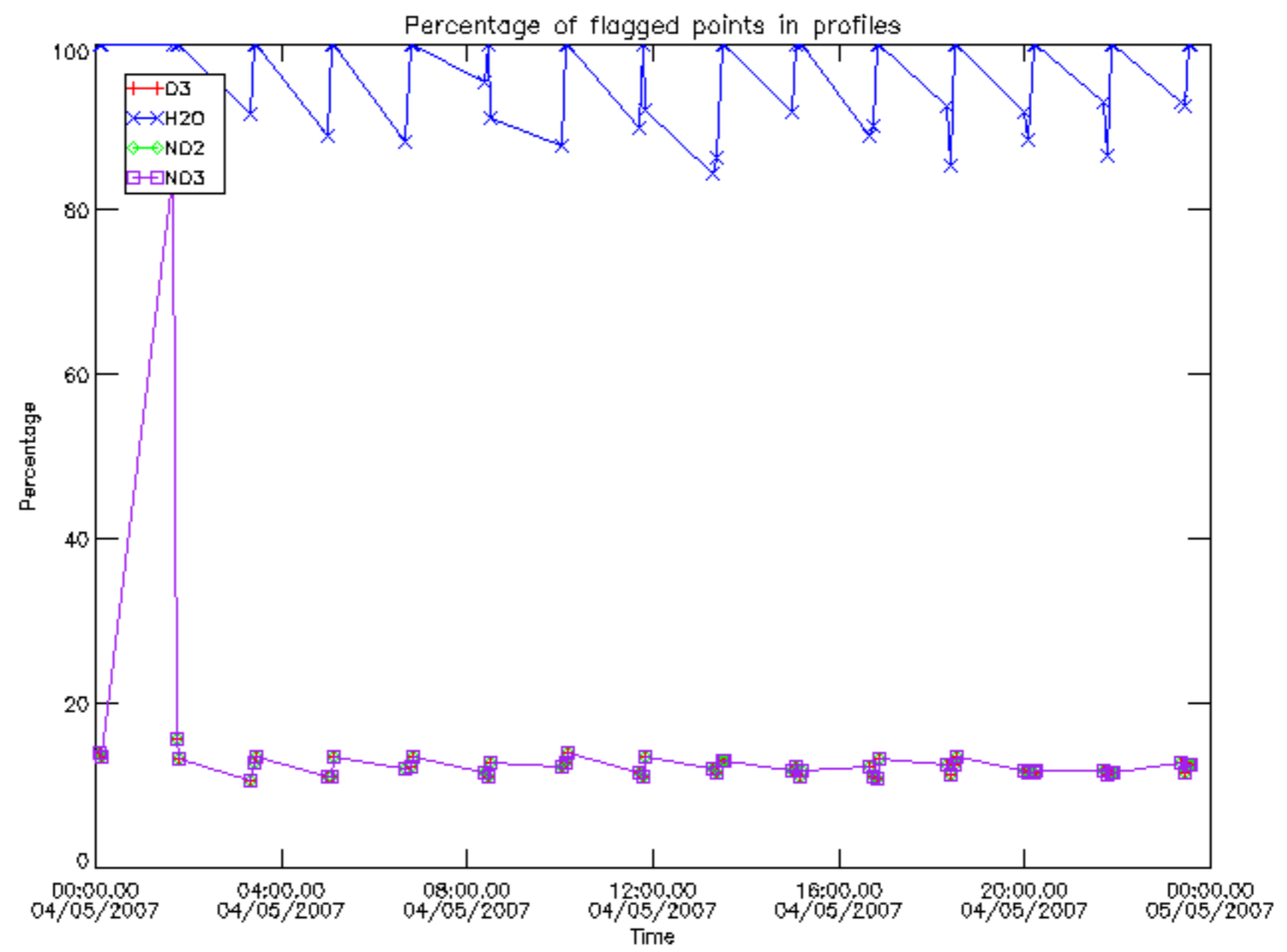




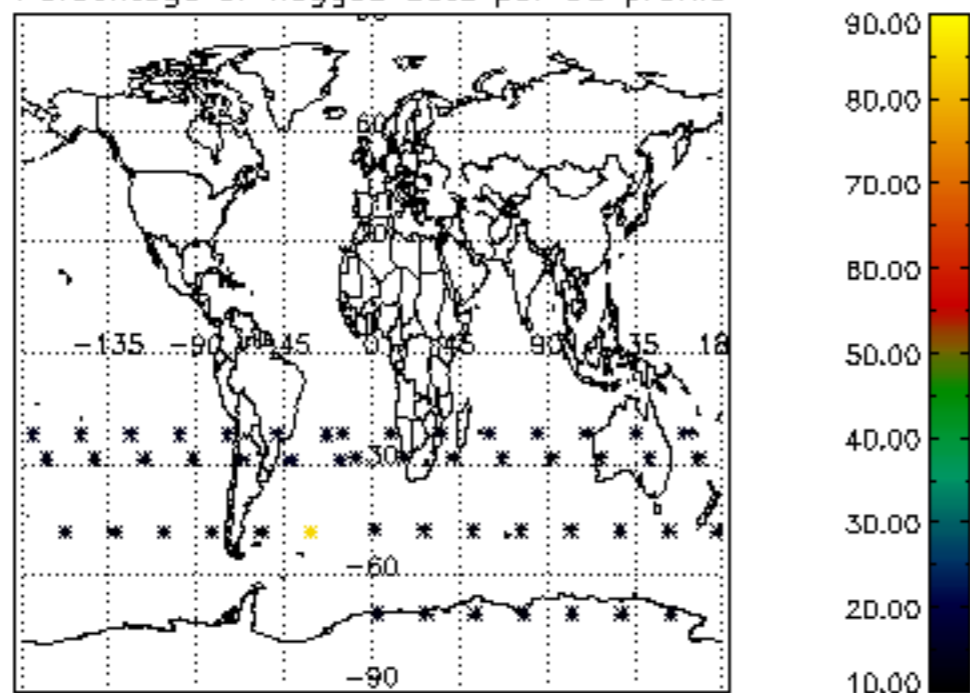




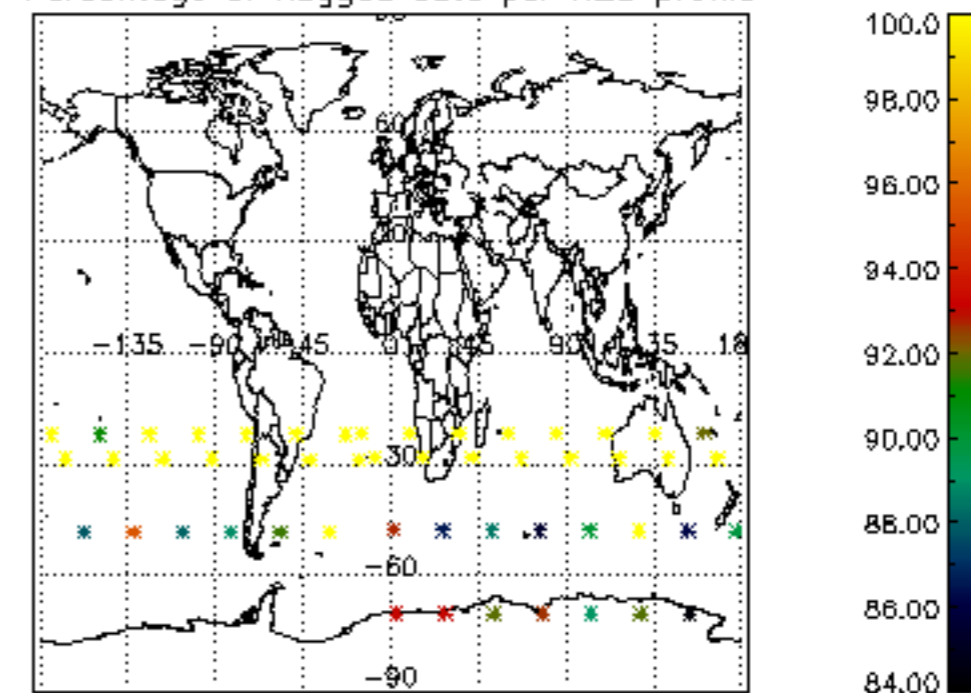




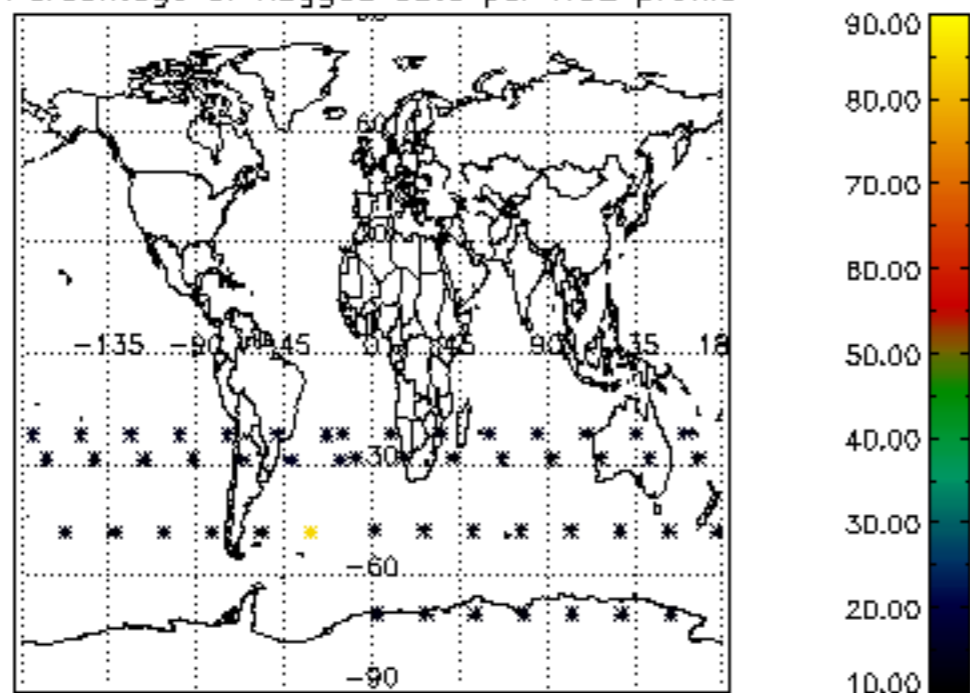
Percentage of flagged data per D3 profile



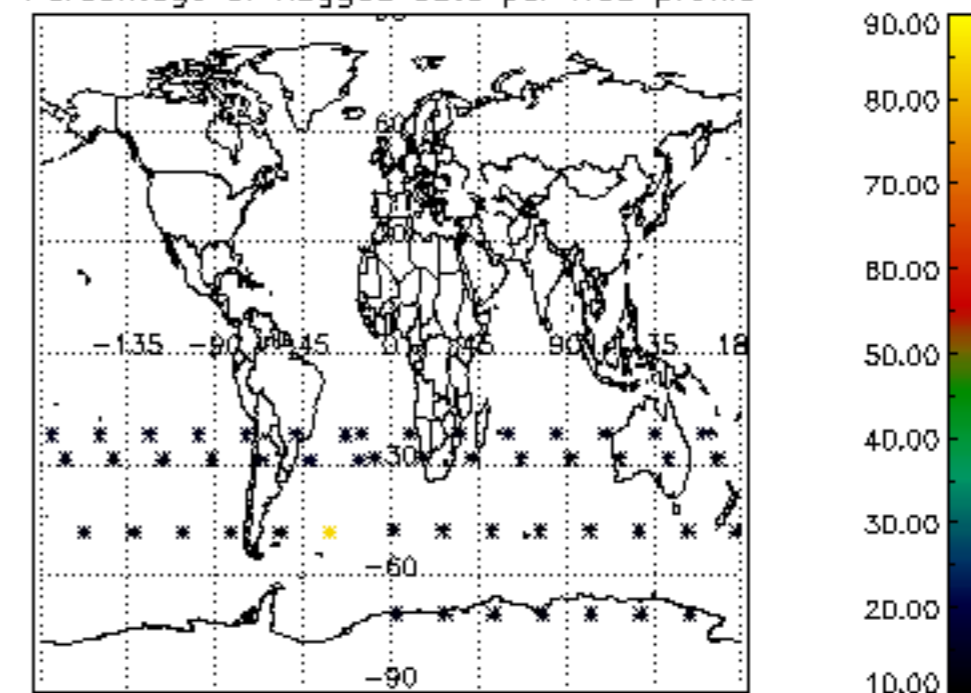
Percentage of flagged data per H2O profile

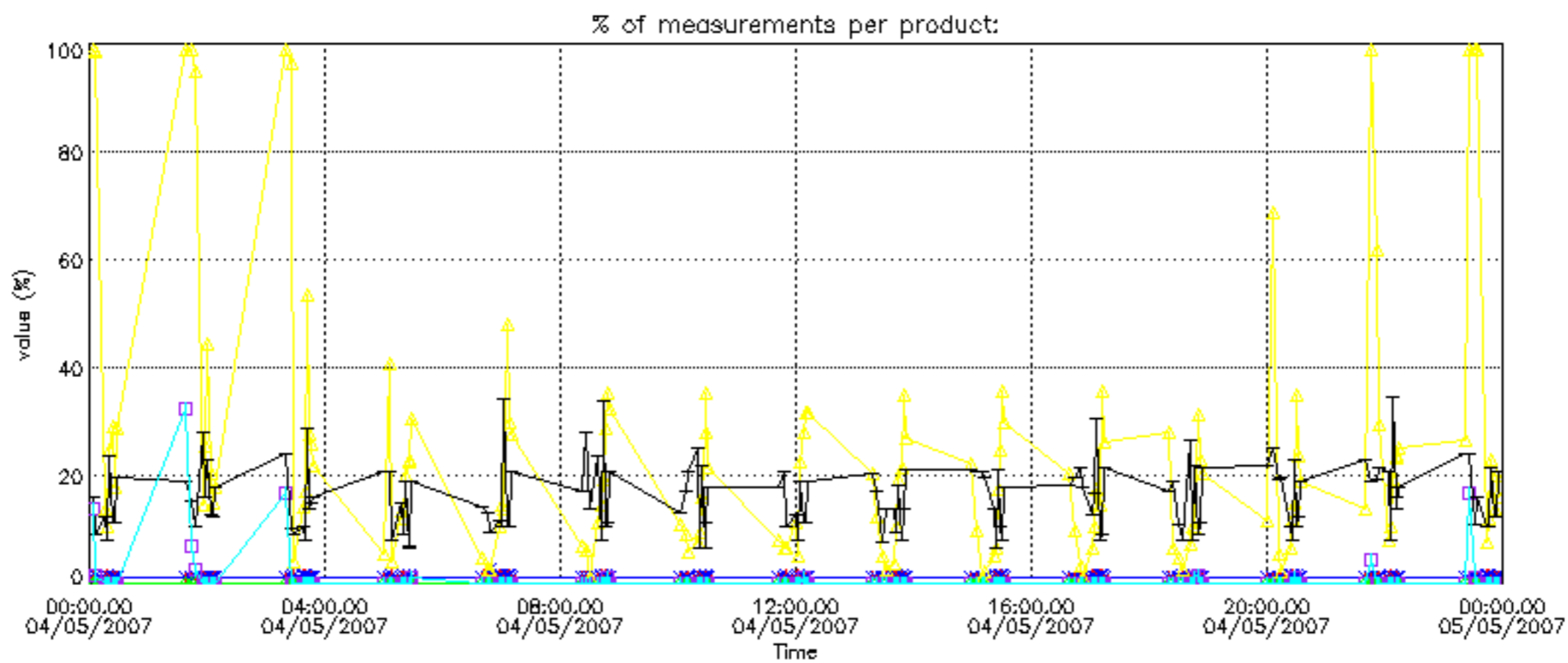


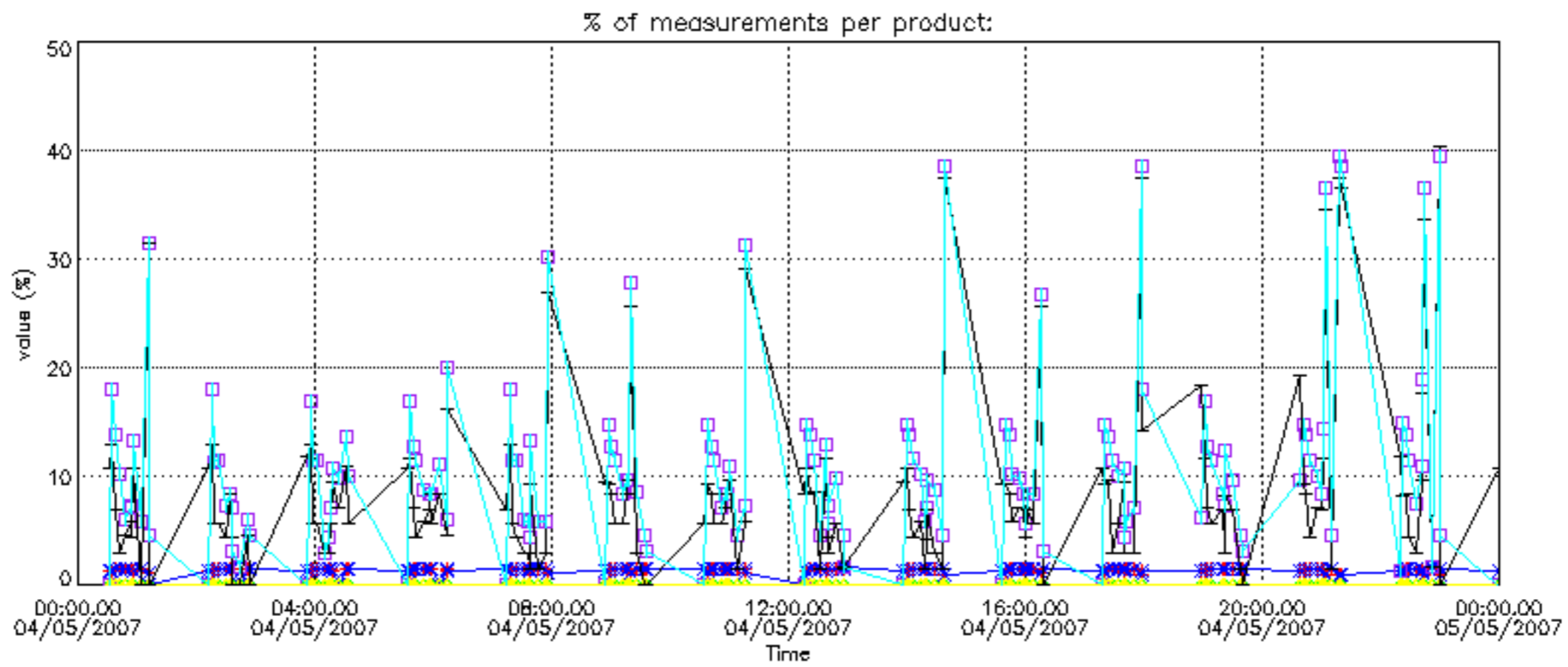
Percentage of flagged data per NO2 profile



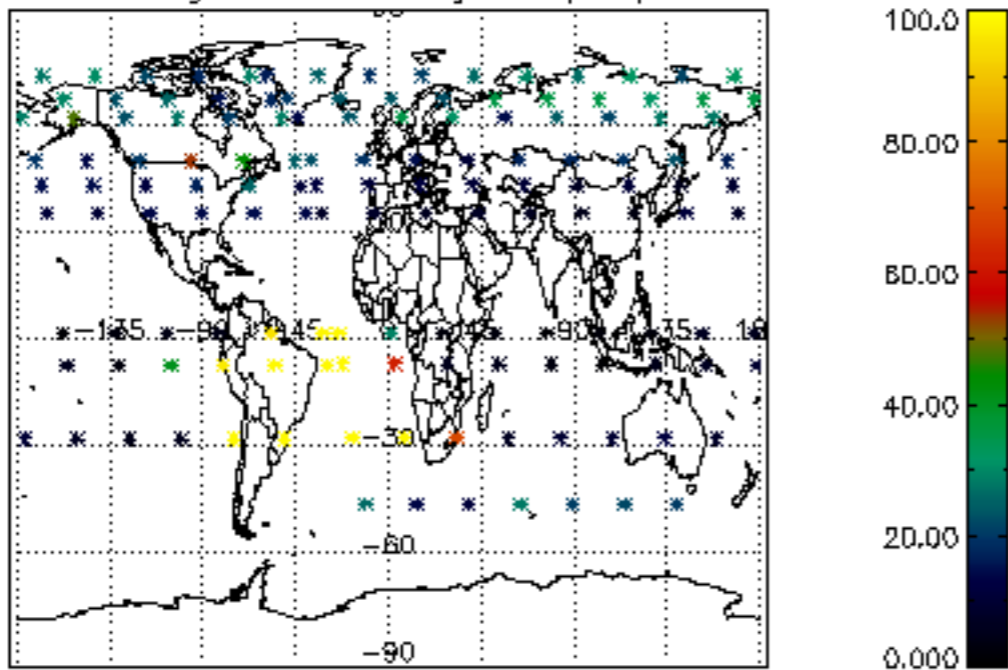
Percentage of flagged data per NO3 profile



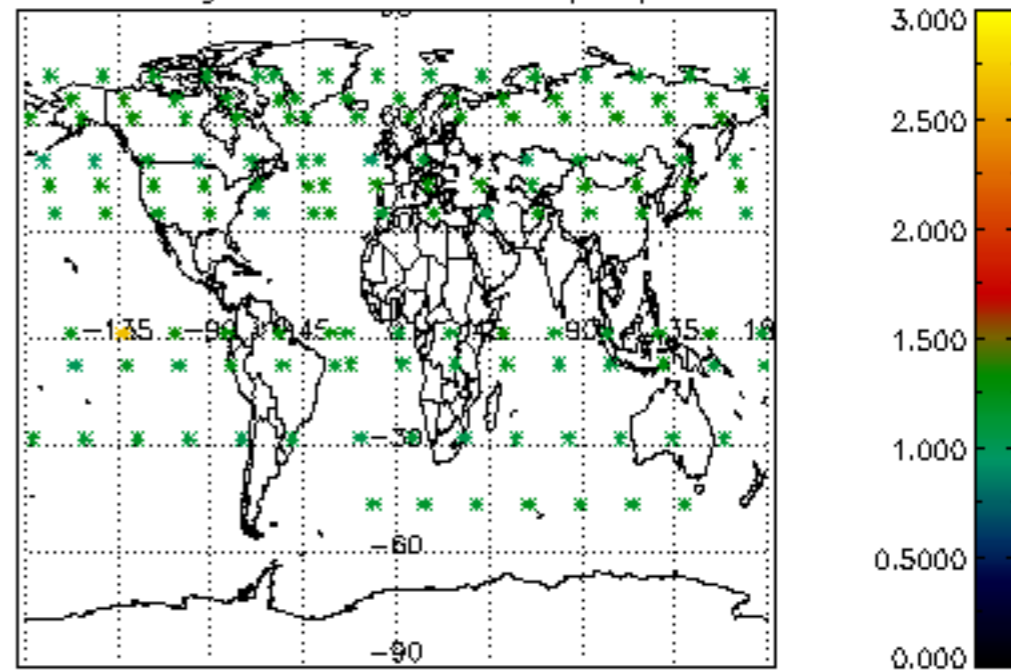




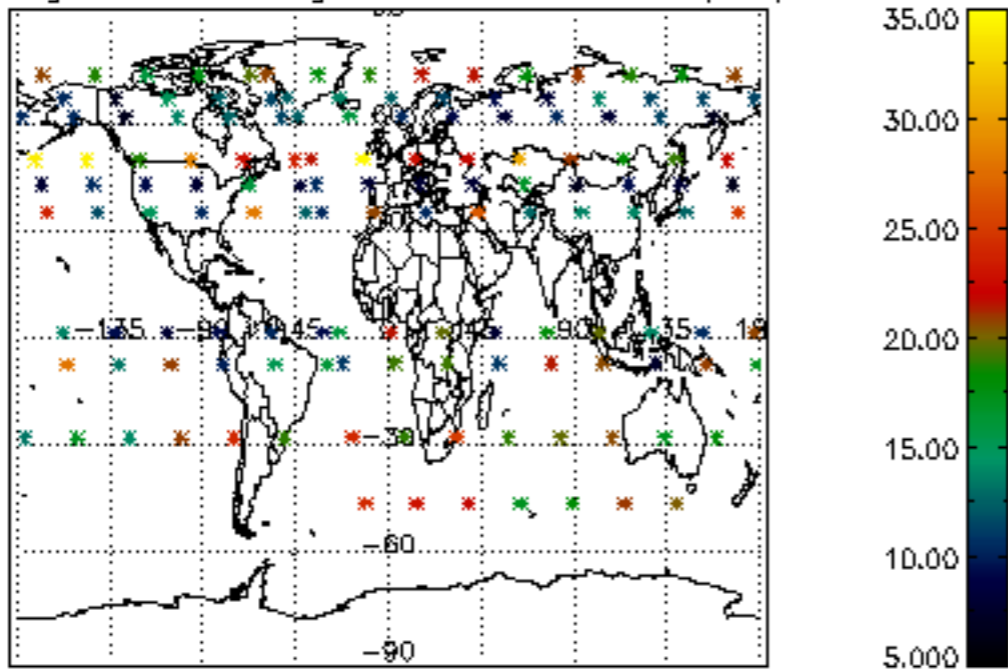
Percentage of cosmic ray hits per profile



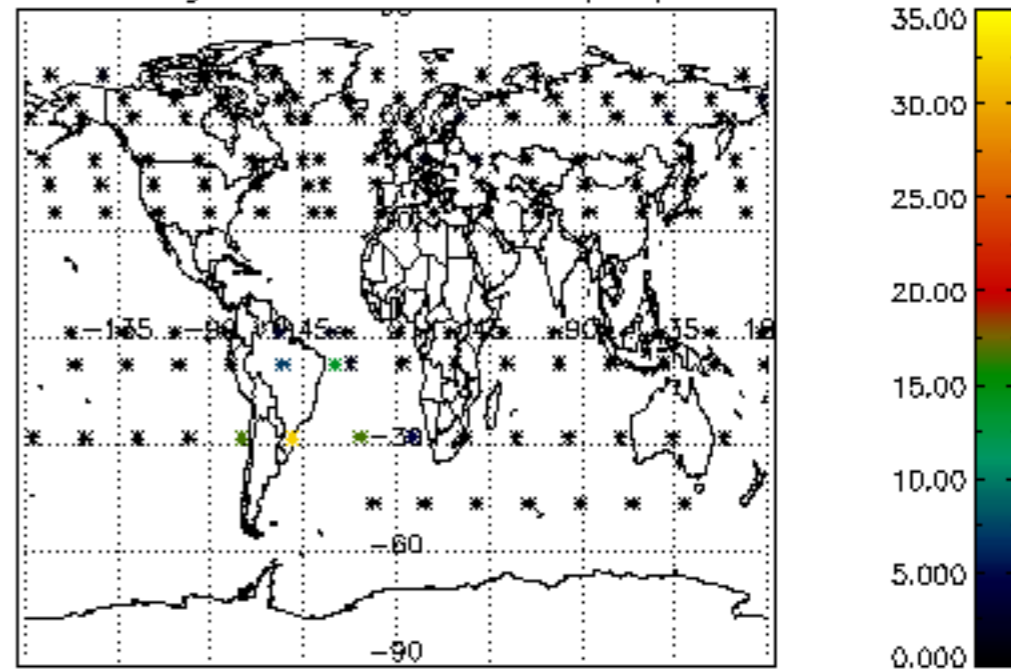
Percentage of datation errors per profile



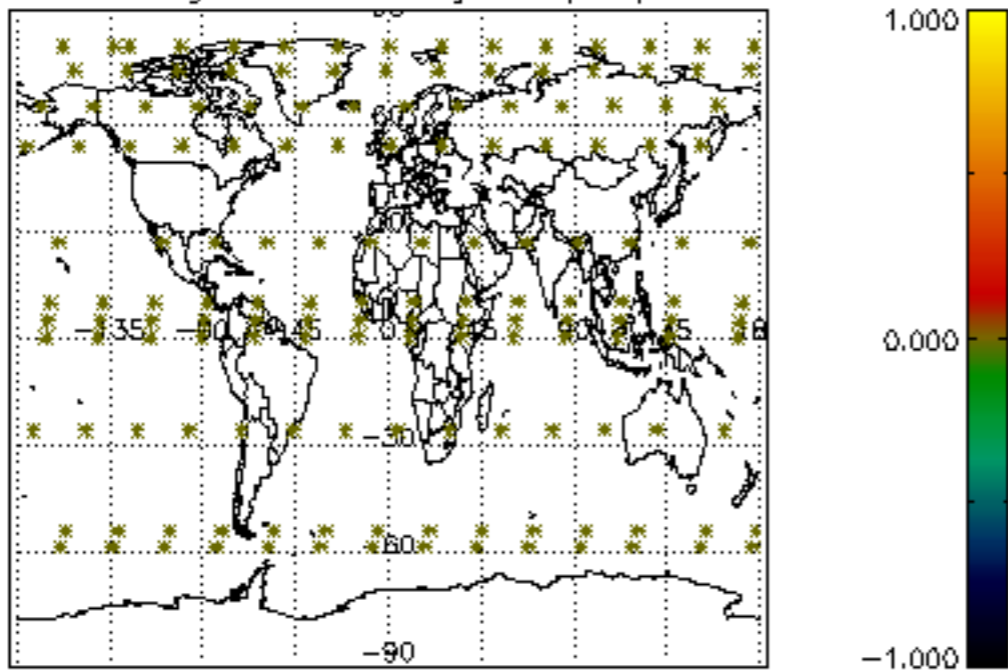
Percentage of star falling outside central band per profile



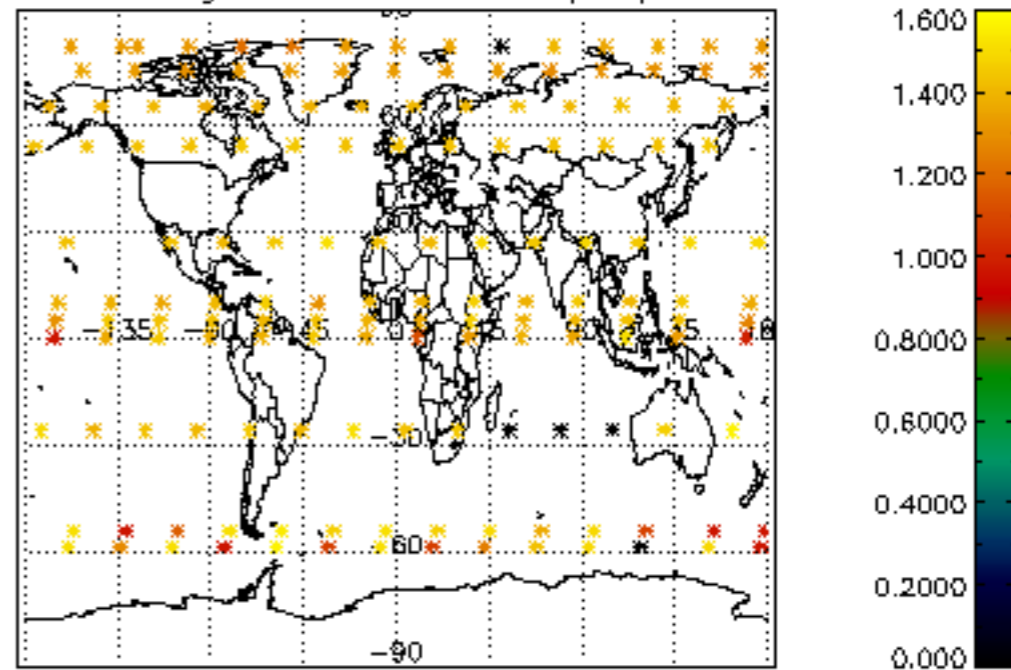
Percentage of saturation errors per profile



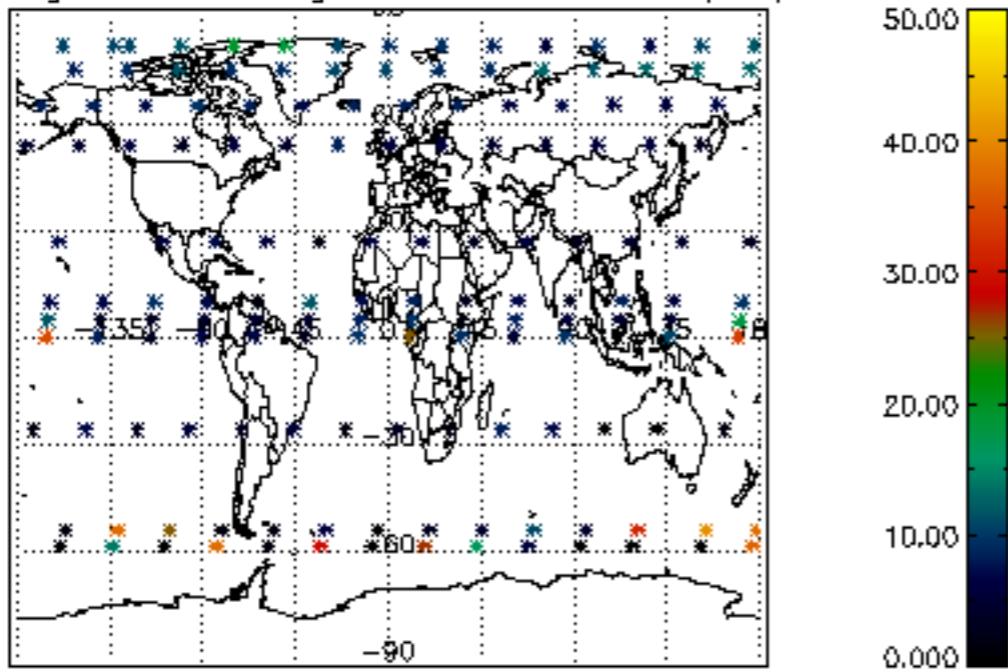
Percentage of cosmic ray hits per profile



Percentage of datation errors per profile



Percentage of star falling outside central band per profile



Percentage of saturation errors per profile

