

GOMOS Level 2 Daily Report

SUMMARY

[1. General Info](#)

[2. Summary of processed GOM_NL_2P products](#)

[3. Level 2 Quality information per product](#)

[3.1 Plot of level 2 quality information per product \(time dependant\)](#)

[3.2 Plot of level 2 quality information per product \(world map\)](#)

[4. Level 1 Quality information per product \(stored on level 2 products\)](#)

[4.1 Plot of level 1 quality information per product \(time dependant\)](#)

[4.1.1 Plot of level 1 quality information per product \(time dependant\): ASCENDING](#)

[4.1.2 Plot of level 1 quality information per product \(time dependant\): DESCENDING](#)

[4.2 Plot of level 1 quality information per product \(world map\)](#)

[4.2.1 Plot of level 1 quality information per product \(world map\): ASCENDING](#)

[4.2.2 Plot of level 1 quality information per product \(world map\): DESCENDING](#)

[5. Ozone profiles based on quality statistics and other trace gas profiles](#)

[5.1 Ozone statistics based on quality of products](#)

[5.2 Plot ozone profiles for all STD \(dark without errors\)](#)

[5.3 Plot ozone profiles where STD < 20% \(dark without errors\)](#)

[5.4. Plot ozone profiles where STD < 10% \(dark without errors\)](#)

[5.5. Plot ozone profiles where STD < 5% \(dark without errors\)](#)

[5.6 Plot NO2 profiles for all STD \(dark without errors\)](#)

[5.7 Plot NO3 profiles for all STD \(dark without errors\)](#)

[5.8 Plot H2O profiles \(only for occultations of stars 1,2,3,4,13,14,16,26,63 dark without errors\) for all STD](#)

[6. Auxiliary Data Files used for the production reported in section 2](#)

This report presents the daily analysis on parameters extracted from GOMOS level 2 data (GOM_NL__2P). It is intended to monitor some important parameters that will impact the quality of these products. A list of level 2 products (and content) that have arrived during the reporting day to the PCF is also given.

Item	Value
Time of report generation	22APR2013 18:59:27
Data source version	GOMOS/6.01
Start time of products	28-04-2007 (28APR2007 00:00:00)
Stop time of products	29-04-2007 (29APR2007 00:00:00)
Store outputs in DB	Yes
Nb of level 2 prods	287
Nb of prods with errors	0

2. Summary of processed GOM_NL__2P products.

Nr	Filename	UTC Start time	Limb	Duration	Star Id	Star Name	Star Mag	Star Temp	Nb Meas	Orbit	Prod. error
1	GOM_NL__2PRFIN20070428_000351_000000402057_00360_26967_3584.N1	28-APR-2007 00:03:51	Dark	39.500	43	Alp TrA	1.9100	4250.0	79	26967	No
2	GOM_NL__2PRFIN20070428_000602_000000372057_00360_26967_3585.N1	28-APR-2007 00:06:02	Straylight	37.000	134	Bet TrA	2.8100	6600.0	74	26967	No
3	GOM_NL__2PRFIN20070428_000811_000000522057_00360_26967_3586.N1	28-APR-2007 00:08:11	Straylight	52.000	4	Alp1Cen	-0.010000	5800.0	104	26967	No
4	GOM_NL__2PRFIN20070428_001133_000000402057_00360_26967_3587.N1	28-APR-2007 00:11:33	Straylight	40.000	78	Alp Lup	2.3040	28000.	80	26967	No
5	GOM_NL__2PRFIN20070428_001307_000000392057_00360_26967_3588.N1	28-APR-2007 00:13:07	Straylight	38.500	81	Eta Cen	2.3560	28000.	77	26967	No
6	GOM_NL__2PRFIN20070428_001515_000000422057_00360_26967_3589.N1	28-APR-2007 00:15:15	Straylight	41.500	54	5The Cen	2.0550	4500.0	83	26967	No
7	GOM_NL__2PRFIN20070428_001936_000000402057_00360_26967_3590.N1	28-APR-2007 00:19:36	Bright	40.000	169	46Gam Hya	2.9910	4700.0	80	26967	No
8	GOM_NL__2PRFIN20070428_002258_000000392057_00360_26967_3591.N1	28-APR-2007 00:22:58	Bright	38.500	15	67Alp Vir	0.97600	28000.	77	26967	No
9	GOM_NL__2PRFIN20070428_002601_000000362057_00360_26967_3592.N1	28-APR-2007 00:26:01	Bright	36.000	121	29Gam Vir	2.7400	7200.0	72	26967	No
10	GOM_NL__2PRFIN20070428_002925_000000362057_00360_26967_3593.N1	28-APR-2007 00:29:25	Bright	36.000	138	47Eps Vir	2.8280	4700.0	72	26967	No
11	GOM_NL__2PRFIN20070428_003714_000000342057_00360_26967_3594.N1	28-APR-2007 00:37:14	Bright	33.500	152	12Alp2CVn	2.8900	11000.	67	26967	No
12	GOM_NL__2PRFIN20070428_004138_000000352057_00360_26967_3595.N1	28-APR-2007 00:41:38	Bright	34.500	87	64Gam UMa	2.4330	11000.	69	26967	No
13	GOM_NL__2PRFIN20070428_004417_000000352057_00360_26967_3596.N1	28-APR-2007 00:44:17	Bright	34.500	36	50Alp UMa	1.8000	6300.0	69	26967	No
14	GOM_NL__2PRFIN20070428_004822_000000382057_00360_26967_3597.N1	28-APR-2007 00:48:22	Bright	37.500	60	7Bet UMi	2.0810	3950.0	75	26967	No
15	GOM_NL__2PRFIN20070428_005156_000000342057_00360_26967_3598.N1	28-APR-2007 00:51:56	Bright	34.000	49	1Alp UMi	1.9900	6300.0	68	26967	No
16	GOM_NL__2PRFIN20070428_005942_000000522057_00360_26967_3599.N1	28-APR-2007 00:59:42	Bright	52.000	110	37Del Cas	2.6780	8900.0	104	26967	No
17	GOM_NL__2PRFIN20070428_010107_000000342057_00360_26967_3600.N1	28-APR-2007 01:01:07	Bright	34.000	68	18Alp Cas	2.2250	4500.0	68	26967	No
18	GOM_NL__2PRFIN20070428_011000_000000432057_00360_26967_3601.N1	28-APR-2007 01:10:00	Bright	42.500	93	53Bet Peg	2.5200	3100.0	85	26967	No
19	GOM_NL__2PRFIN20070428_011351_000000442057_00360_26967_3602.N1	28-APR-2007 01:13:51	Twilight	44.000	90	54Alp Peg	2.4870	11000.	88	26967	No
20	GOM_NL__2PRFIN20070428_012632_000000472057_00360_26967_3603.N1	28-APR-2007 01:26:32	Dark	47.000	18	24Alp PsA	1.1660	9700.0	94	26967	No
21	GOM_NL__2PRFIN20070428_013035_000000422057_00360_26967_3604.N1	28-APR-2007 01:30:35	Dark	42.000	172	Gam Gru	3.0030	13100.	84	26967	No
22	GOM_NL__2PRFIN20070428_013215_000000392057_00360_26967_3605.N1	28-APR-2007 01:32:15	Dark	39.000	31	Alp Gru	1.7340	15200.	78	26967	No
23	GOM_NL__2PRFIN20070428_013501_000000382057_00360_26967_3606.N1	28-APR-2007 01:35:01	Dark	37.500	148	Alp Tuc	2.8780	4100.0	75	26967	No
24	GOM_NL__2PRFIN20070428_013738_000000402057_00361_26968_3594.N1	28-APR-2007 01:37:38	Dark	40.000	45	Alp Pav	1.9400	26000.	80	26968	No
25	GOM_NL__2PRFIN20070428_014428_000000402057_00361_26968_3595.N1	28-APR-2007 01:44:28	Dark	40.000	43	Alp TrA	1.9100	4250.0	80	26968	No
26	GOM_NL__2PRFIN20070428_014639_000000392057_00361_26968_3596.N1	28-APR-2007 01:46:39	Straylight	39.000	134	Bet TrA	2.8100	6600.0	78	26968	No
27	GOM_NL__2PRFIN20070428_014847_000000522057_00361_26968_3597.N1	28-APR-2007 01:48:47	Straylight	51.500	4	Alp1Cen	-0.010000	5800.0	103	26968	No
28	GOM_NL__2PRFIN20070428_015210_000000412057_00361_26968_3598.N1	28-APR-2007 01:52:10	Straylight	41.000	78	Alp Lup	2.3040	28000.	82	26968	No
29	GOM_NL__2PRFIN20070428_015343_000000402057_00361_26968_3599.N1	28-APR-2007 01:53:43	Straylight	39.500	81	Eta Cen	2.3560	28000.	79	26968	No
30	GOM_NL__2PRFIN20070428_015551_000000432057_00361_26968_3600.N1	28-APR-2007 01:55:51	Straylight	43.000	54	5The Cen	2.0550	4500.0	86	26968	No
31	GOM_NL__2PRFIN20070428_020013_000000402057_00361_26968_3601.N1	28-APR-2007 02:00:13	Bright	39.500	169	46Gam Hya	2.9910	4700.0	79	26968	No
32	GOM_NL__2PRFIN20070428_020334_000000402057_00361_26968_3602.N1	28-APR-2007 02:03:34	Bright	39.500	15	67Alp Vir	0.97600	28000.	79	26968	No
33	GOM_NL__2PRFIN20070428_020638_000000362057_00361_26968_3603.N1	28-APR-2007 02:06:38	Bright	35.500	121	29Gam Vir	2.7400	7200.0	71	26968	No
34	GOM_NL__2PRFIN20070428_021001_000000352057_00361_26968_3604.N1	28-APR-2007 02:10:01	Bright	35.000	138	47Eps Vir	2.8280	4700.0	70	26968	No
35	GOM_NL__2PRFIN20070428_021749_000000352057_00361_26968_3605.N1	28-APR-2007 02:17:49	Bright	34.500	152	12Alp2CVn	2.8900	11000.	69	26968	No
36	GOM_NL__2PRFIN20070428_022214_000000352057_00361_26968_3606.N1	28-APR-2007 02:22:14	Bright	35.000	87	64Gam UMa	2.4330	11000.	70	26968	No
37	GOM_NL__2PRFIN20070428_022453_000000342057_00361_26968_3607.N1	28-APR-2007 02:24:53	Bright	34.000	36	50Alp UMa	1.8000	6300.0	68	26968	No
38	GOM_NL__2PRFIN20070428_022857_000000382057_00361_26968_3608.N1	28-APR-2007 02:28:57	Bright	37.500	60	7Bet UMi	2.0810	3950.0	75	26968	No
39	GOM_NL__2PRFIN20070428_023232_000000342057_00361_26968_3609.N1	28-APR-2007 02:32:32	Bright	34.000	49	1Alp UMi	1.9900	6300.0	68	26968	No
40	GOM_NL__2PRFIN20070428_024018_000000342057_00361_26968_3610.N1	28-APR-2007 02:40:18	Bright	33.500	110	37Del Cas	2.6780	8900.0	67	26968	No
41	GOM_NL__2PRFIN20070428_024143_000000342057_00361_26968_3611.N1	28-APR-2007 02:41:43	Bright	34.000	68	18Alp Cas	2.2250	4500.0	68	26968	No
42	GOM_NL__2PRFIN20070428_025036_000000422057_00361_26968_3612.N1	28-APR-2007 02:50:36	Bright	41.500	93	53Bet Peg	2.5200	3100.0	83	26968	No

43	GOM_NL__2PRFIN20070428_025428_000000432057_00361_26968_3613.N1	28-APR-2007 02:54:28	Twilight	43.000	90	54Alp Peg	2.4870	11000.	86	26968	No
44	GOM_NL__2PRFIN20070428_030708_000000462057_00361_26968_3614.N1	28-APR-2007 03:07:08	Dark	45.500	18	24Alp PsA	1.1660	9700.0	91	26968	No
45	GOM_NL__2PRFIN20070428_031112_000000422057_00361_26968_3615.N1	28-APR-2007 03:11:12	Dark	41.500	172	Gam Gru	3.0030	13100.	83	26968	No
46	GOM_NL__2PRFIN20070428_031251_000000432057_00361_26968_3616.N1	28-APR-2007 03:12:51	Dark	42.500	31	Alp Gru	1.7340	15200.	85	26968	No
47	GOM_NL__2PRFIN20070428_031537_000000412057_00361_26968_3617.N1	28-APR-2007 03:15:37	Dark	41.000	148	Alp Tuc	2.8780	4100.0	82	26968	No
48	GOM_NL__2PRFIN20070428_031815_000000392057_00362_26969_3610.N1	28-APR-2007 03:18:15	Dark	39.000	45	Alp Pav	1.9400	26000.	78	26969	No
49	GOM_NL__2PRFIN20070428_032504_000000382057_00362_26969_3611.N1	28-APR-2007 03:25:04	Dark	38.000	43	Alp TrA	1.9100	4250.0	76	26969	No
50	GOM_NL__2PRFIN20070428_032715_000000392057_00362_26969_3612.N1	28-APR-2007 03:27:15	Straylight	39.000	134	Bet TrA	2.8100	6600.0	78	26969	No
51	GOM_NL__2PRFIN20070428_032923_000000432057_00362_26969_3613.N1	28-APR-2007 03:29:23	Straylight	42.500	4	Alp1Cen	-0.010000	5800.0	85	26969	No
52	GOM_NL__2PRFIN20070428_033246_000000412057_00362_26969_3614.N1	28-APR-2007 03:32:46	Straylight	40.500	78	Alp Lup	2.3040	28000.	81	26969	No
53	GOM_NL__2PRFIN20070428_033419_000000402057_00362_26969_3615.N1	28-APR-2007 03:34:19	Straylight	39.500	81	Eta Cen	2.3560	28000.	79	26969	No
54	GOM_NL__2PRFIN20070428_033628_000000452057_00362_26969_3616.N1	28-APR-2007 03:36:28	Straylight	44.500	54	5The Cen	2.0550	4500.0	89	26969	No
55	GOM_NL__2PRFIN20070428_034048_000000492057_00362_26969_3617.N1	28-APR-2007 03:40:48	Bright	48.500	169	46Gam Hya	2.9910	4700.0	97	26969	No
56	GOM_NL__2PRFIN20070428_034411_000000392057_00362_26969_3618.N1	28-APR-2007 03:44:11	Bright	39.000	15	67Alp Vir	0.97600	28000.	78	26969	No
57	GOM_NL__2PRFIN20070428_034714_000000362057_00362_26969_3619.N1	28-APR-2007 03:47:14	Bright	35.500	121	29Gam Vir	2.7400	7200.0	71	26969	No
58	GOM_NL__2PRFIN20070428_035037_000000362057_00362_26969_3620.N1	28-APR-2007 03:50:37	Bright	35.500	138	47Eps Vir	2.8280	4700.0	71	26969	No
59	GOM_NL__2PRFIN20070428_035825_000000352057_00362_26969_3621.N1	28-APR-2007 03:58:25	Bright	34.500	152	12Alp2CVn	2.8900	11000.	69	26969	No
60	GOM_NL__2PRFIN20070428_040250_000000352057_00362_26969_3622.N1	28-APR-2007 04:02:50	Bright	34.500	87	64Gam UMa	2.4330	11000.	69	26969	No
61	GOM_NL__2PRFIN20070428_040530_000000372057_00362_26969_3623.N1	28-APR-2007 04:05:30	Bright	37.000	36	50Alp UMa	1.8000	6300.0	74	26969	No
62	GOM_NL__2PRFIN20070428_040933_000000382057_00362_26969_3624.N1	28-APR-2007 04:09:33	Bright	37.500	60	7Bet UMi	2.0810	3950.0	75	26969	No
63	GOM_NL__2PRFIN20070428_041308_000000362057_00362_26969_3625.N1	28-APR-2007 04:13:08	Bright	35.500	49	1Alp UMi	1.9900	6300.0	71	26969	No
64	GOM_NL__2PRFIN20070428_042054_000000522057_00362_26969_3626.N1	28-APR-2007 04:20:54	Bright	52.000	110	37Del Cas	2.6780	8900.0	104	26969	No
65	GOM_NL__2PRFIN20070428_042219_000000352057_00362_26969_3627.N1	28-APR-2007 04:22:19	Bright	34.500	68	18Alp Cas	2.2250	4500.0	69	26969	No
66	GOM_NL__2PRFIN20070428_043113_000000452057_00362_26969_3628.N1	28-APR-2007 04:31:13	Bright	44.500	93	53Bet Peg	2.5200	3100.0	89	26969	No
67	GOM_NL__2PRFIN20070428_043504_000000432057_00362_26969_3629.N1	28-APR-2007 04:35:04	Twilight	42.500	90	54Alp Peg	2.4870	11000.	85	26969	No
68	GOM_NL__2PRFIN20070428_044745_000000452057_00362_26969_3630.N1	28-APR-2007 04:47:45	Dark	44.500	18	24Alp PsA	1.1660	9700.0	89	26969	No
69	GOM_NL__2PRFIN20070428_045148_000000422057_00362_26969_3631.N1	28-APR-2007 04:51:48	Dark	41.500	172	Gam Gru	3.0030	13100.	83	26969	No
70	GOM_NL__2PRFIN20070428_045328_000000412057_00362_26969_3632.N1	28-APR-2007 04:53:28	Dark	41.000	31	Alp Gru	1.7340	15200.	82	26969	No
71	GOM_NL__2PRFIN20070428_045614_000000372057_00362_26969_3633.N1	28-APR-2007 04:56:14	Dark	37.000	148	Alp Tuc	2.8780	4100.0	74	26969	No
72	GOM_NL__2PRFIN20070428_045852_000000442057_00363_26970_3626.N1	28-APR-2007 04:58:52	Dark	43.500	45	Alp Pav	1.9400	26000.	87	26970	No
73	GOM_NL__2PRFIN20070428_050540_000000432057_00363_26970_3627.N1	28-APR-2007 05:05:40	Dark	42.500	43	Alp TrA	1.9100	4250.0	85	26970	No
74	GOM_NL__2PRFIN20070428_050752_000000382057_00363_26970_3628.N1	28-APR-2007 05:07:52	Straylight	38.000	134	Bet TrA	2.8100	6600.0	76	26970	No
75	GOM_NL__2PRFIN20070428_051000_000000502057_00363_26970_3629.N1	28-APR-2007 05:10:00	Straylight	49.500	4	Alp1Cen	-0.010000	5800.0	99	26970	No
76	GOM_NL__2PRFIN20070428_051322_000000412057_00363_26970_3630.N1	28-APR-2007 05:13:22	Straylight	40.500	78	Alp Lup	2.3040	28000.	81	26970	No
77	GOM_NL__2PRFIN20070428_051456_000000402057_00363_26970_3631.N1	28-APR-2007 05:14:56	Straylight	40.000	81	Eta Cen	2.3560	28000.	80	26970	No
78	GOM_NL__2PRFIN20070428_051704_000000422057_00363_26970_3632.N1	28-APR-2007 05:17:04	Straylight	42.000	54	5The Cen	2.0550	4500.0	84	26970	No
79	GOM_NL__2PRFIN20070428_052125_000000402057_00363_26970_3633.N1	28-APR-2007 05:21:25	Bright	39.500	169	46Gam Hya	2.9910	4700.0	79	26970	No
80	GOM_NL__2PRFIN20070428_052447_000000382057_00363_26970_3634.N1	28-APR-2007 05:24:47	Bright	38.000	15	67Alp Vir	0.97600	28000.	76	26970	No
81	GOM_NL__2PRFIN20070428_052750_000000362057_00363_26970_3635.N1	28-APR-2007 05:27:50	Bright	35.500	121	29Gam Vir	2.7400	7200.0	71	26970	No
82	GOM_NL__2PRFIN20070428_053113_000000362057_00363_26970_3636.N1	28-APR-2007 05:31:13	Bright	35.500	138	47Eps Vir	2.8280	4700.0	71	26970	No
83	GOM_NL__2PRFIN20070428_053901_000000372057_00363_26970_3637.N1	28-APR-2007 05:39:01	Bright	37.000	152	12Alp2CVn	2.8900	11000.	74	26970	No
84	GOM_NL__2PRFIN20070428_054327_000000352057_00363_26970_3638.N1	28-APR-2007 05:43:27	Bright	35.000	87	64Gam UMa	2.4330	11000.	70	26970	No
85	GOM_NL__2PRFIN20070428_054606_000000372057_00363_26970_3639.N1	28-APR-2007 05:46:06	Bright	36.500	36	50Alp UMa	1.8000	6300.0	73	26970	No
86	GOM_NL__2PRFIN20070428_055009_000000392057_00363_26970_3640.N1	28-APR-2007 05:50:09	Bright	39.000	60	7Bet UMi	2.0810	3950.0	78	26970	No
87	GOM_NL__2PRFIN20070428_055344_000000362057_00363_26970_3641.N1	28-APR-2007 05:53:44	Bright	36.000	49	1Alp UMi	1.9900	6300.0	72	26970	No
88	GOM_NL__2PRFIN20070428_060130_000000342057_00363_26970_3642.N1	28-APR-2007 06:01:30	Bright	33.500	110	37Del Cas	2.6780	8900.0	67	26970	No
89	GOM_NL__2PRFIN20070428_060255_000000522057_00363_26970_3643.N1	28-APR-2007 06:02:55	Bright	52.000	68	18Alp Cas	2.2250	4500.0	104	26970	No
90	GOM_NL__2PRFIN20070428_061149_000000562057_00363_26970_3644.N1	28-APR-2007 06:11:49	Bright	56.000	93	53Bet Peg	2.5200	3100.0	112	26970	No
91	GOM_NL__2PRFIN20070428_061540_000000442057_00363_26970_3645.N1	28-APR-2007 06:15:40	Twilight	44.000	90	54Alp Peg	2.4870	11000.	88	26970	No
92	GOM_NL__2PRFIN20070428_062821_000000432057_00363_26970_3646.N1	28-APR-2007 06:28:21	Dark	43.000	18	24Alp PsA	1.1660	9700.0	86	26970	No
93	GOM_NL__2PRFIN20070428_063225_000000422057_00363_26970_3647.N1	28-APR-2007 06:32:25	Dark	42.000	172	Gam Gru	3.0030	13100.	84	26970	No
94	GOM_NL__2PRFIN20070428_063404_000000432057_00363_26970_3648.N1	28-APR-2007 06:34:04	Dark	42.500	31	Alp Gru	1.7340	15200.	85	26970	No
95	GOM_NL__2PRFIN20070428_063650_000000472057_00363_26970_3649.N1	28-APR-2007 06:36:50	Dark	47.000	148	Alp Tuc	2.8780	4100.0	94	26970	No
96	GOM_NL__2PRFIN20070428_063928_000000472057_00364_26971_3638.N1	28-APR-2007 06:39:28	Dark	47.000	45	Alp Pav	1.9400	26000.	94	26971	No
97	GOM_NL__2PRFIN20070428_064617_000000402057_00364_26971_3639.N1	28-APR-2007 06:46:17	Dark	39.500	43	Alp TrA	1.9100	4250.0	79	26971	No
98	GOM_NL__2PRFIN20070428_064828_000000392057_00364_26971_3640.N1	28-APR-2007 06:48:28	Straylight	39.000	134	Bet TrA	2.8100	6600.0	78	26971	No
99	GOM_NL__2PRFIN20070428_065036_000000432057_00364_26971_3641.N1	28-APR-2007 06:50:36	Straylight	43.000	4	Alp1Cen	-0.010000	5800.0	86	26971	No
100	GOM_NL__2PRFIN20070428_065359_000000412057_00364_26971_3642.N1	28-APR-2007 06:53:59	Straylight	41.000	78	Alp Lup	2.3040	28000.	82	26971	No
101	GOM_NL__2PRFIN20070428_065532_000000412057_00364_26971_3643.N1	28-APR-2007 06:55:32	Straylight	40.500	81	Eta Cen	2.3560	28000.	81	26971	No

102	GOM_NL__2PRFIN20070428_065740_000000472057_00364_26971_3644.N1	28-APR-2007 06:57:40	Straylight	46.500	54	5The Cen	2.0550	4500.0	93	26971	No
103	GOM_NL__2PRFIN20070428_070201_000000452057_00364_26971_3645.N1	28-APR-2007 07:02:01	Bright	44.500	169	46Gam Hya	2.9910	4700.0	89	26971	No
104	GOM_NL__2PRFIN20070428_070523_000000392057_00364_26971_3646.N1	28-APR-2007 07:05:23	Bright	39.000	15	67Alp Vir	0.97600	28000.	78	26971	No
105	GOM_NL__2PRFIN20070428_070826_000000362057_00364_26971_3647.N1	28-APR-2007 07:08:26	Bright	35.500	121	29Gam Vir	2.7400	7200.0	71	26971	No
106	GOM_NL__2PRFIN20070428_071149_000000372057_00364_26971_3648.N1	28-APR-2007 07:11:49	Bright	36.500	138	47Eps Vir	2.8280	4700.0	73	26971	No
107	GOM_NL__2PRFIN20070428_071937_000000352057_00364_26971_3649.N1	28-APR-2007 07:19:37	Bright	34.500	152	12Alp2CVn	2.8900	11000.	69	26971	No
108	GOM_NL__2PRFIN20070428_072403_000000362057_00364_26971_3650.N1	28-APR-2007 07:24:03	Bright	35.500	87	64Gam UMa	2.4330	11000.	71	26971	No
109	GOM_NL__2PRFIN20070428_072642_000000372057_00364_26971_3651.N1	28-APR-2007 07:26:42	Bright	37.000	36	50Alp UMa	1.8000	6300.0	74	26971	No
110	GOM_NL__2PRFIN20070428_073045_000000382057_00364_26971_3652.N1	28-APR-2007 07:30:45	Bright	38.000	60	7Bet UMi	2.0810	3950.0	76	26971	No
111	GOM_NL__2PRFIN20070428_073420_000000362057_00364_26971_3653.N1	28-APR-2007 07:34:20	Bright	36.000	49	1Alp UMi	1.9900	6300.0	72	26971	No
112	GOM_NL__2PRFIN20070428_074206_000000482057_00364_26971_3654.N1	28-APR-2007 07:42:06	Bright	47.500	110	37Del Cas	2.6780	8900.0	95	26971	No
113	GOM_NL__2PRFIN20070428_074331_000000342057_00364_26971_3655.N1	28-APR-2007 07:43:31	Bright	34.000	68	18Alp Cas	2.2250	4500.0	68	26971	No
114	GOM_NL__2PRFIN20070428_075225_000000442057_00364_26971_3656.N1	28-APR-2007 07:52:25	Bright	44.000	93	53Bet Peg	2.5200	3100.0	88	26971	No
115	GOM_NL__2PRFIN20070428_075616_000000432057_00364_26971_3657.N1	28-APR-2007 07:56:16	Twilight	43.000	90	54Alp Peg	2.4870	11000.	86	26971	No
116	GOM_NL__2PRFIN20070428_080858_000000452057_00364_26971_3658.N1	28-APR-2007 08:08:58	Dark	44.500	18	24Alp PsA	1.1660	9700.0	89	26971	No
117	GOM_NL__2PRFIN20070428_081302_000000412057_00364_26971_3659.N1	28-APR-2007 08:13:02	Dark	40.500	172	Gam Gru	3.0030	13100.	81	26971	No
118	GOM_NL__2PRFIN20070428_081441_000000412057_00364_26971_3660.N1	28-APR-2007 08:14:41	Dark	41.000	31	Alp Gru	1.7340	15200.	82	26971	No
119	GOM_NL__2PRFIN20070428_081726_000000382057_00364_26971_3661.N1	28-APR-2007 08:17:26	Dark	38.000	148	Alp Tuc	2.8780	4100.0	76	26971	No
120	GOM_NL__2PRFIN20070428_082005_000000422057_00365_26972_3663.N1	28-APR-2007 08:20:05	Dark	42.000	45	Alp Pav	1.9400	26000.	84	26972	No
121	GOM_NL__2PRFIN20070428_082653_000000412057_00365_26972_3664.N1	28-APR-2007 08:26:53	Dark	40.500	43	Alp TrA	1.9100	4250.0	81	26972	No
122	GOM_NL__2PRFIN20070428_082904_000000382057_00365_26972_3665.N1	28-APR-2007 08:29:04	Straylight	38.000	134	Bet TrA	2.8100	6600.0	76	26972	No
123	GOM_NL__2PRFIN20070428_083112_000000442057_00365_26972_3666.N1	28-APR-2007 08:31:12	Straylight	43.500	4	Alp1Cen	-0.010000	5800.0	87	26972	No
124	GOM_NL__2PRFIN20070428_083435_000000422057_00365_26972_3667.N1	28-APR-2007 08:34:35	Straylight	41.500	78	Alp Lup	2.3040	28000.	83	26972	No
125	GOM_NL__2PRFIN20070428_083608_000000422057_00365_26972_3668.N1	28-APR-2007 08:36:08	Straylight	41.500	81	Eta Cen	2.3560	28000.	83	26972	No
126	GOM_NL__2PRFIN20070428_083817_000000432057_00365_26972_3669.N1	28-APR-2007 08:38:17	Straylight	42.500	54	5The Cen	2.0550	4500.0	85	26972	No
127	GOM_NL__2PRFIN20070428_084237_000000512057_00365_26972_3670.N1	28-APR-2007 08:42:37	Bright	50.500	169	46Gam Hya	2.9910	4700.0	101	26972	No
128	GOM_NL__2PRFIN20070428_084559_000000382057_00365_26972_3671.N1	28-APR-2007 08:45:59	Bright	38.000	15	67Alp Vir	0.97600	28000.	76	26972	No
129	GOM_NL__2PRFIN20070428_084902_000000352057_00365_26972_3672.N1	28-APR-2007 08:49:02	Bright	35.000	121	29Gam Vir	2.7400	7200.0	70	26972	No
130	GOM_NL__2PRFIN20070428_085225_000000362057_00365_26972_3673.N1	28-APR-2007 08:52:25	Bright	35.500	138	47Eps Vir	2.8280	4700.0	71	26972	No
131	GOM_NL__2PRFIN20070428_090013_000000352057_00365_26972_3674.N1	28-APR-2007 09:00:13	Bright	34.500	152	12Alp2CVn	2.8900	11000.	69	26972	No
132	GOM_NL__2PRFIN20070428_090439_000000352057_00365_26972_3675.N1	28-APR-2007 09:04:39	Bright	35.000	87	64Gam UMa	2.4330	11000.	70	26972	No
133	GOM_NL__2PRFIN20070428_090718_000000362057_00365_26972_3676.N1	28-APR-2007 09:07:18	Bright	35.500	36	50Alp UMa	1.8000	6300.0	71	26972	No
134	GOM_NL__2PRFIN20070428_091120_000000382057_00365_26972_3677.N1	28-APR-2007 09:11:20	Bright	38.000	60	7Bet UMi	2.0810	3950.0	76	26972	No
135	GOM_NL__2PRFIN20070428_091456_000000342057_00365_26972_3678.N1	28-APR-2007 09:14:56	Bright	33.500	49	1Alp UMi	1.9900	6300.0	67	26972	No
136	GOM_NL__2PRFIN20070428_092243_000000342057_00365_26972_3679.N1	28-APR-2007 09:22:43	Bright	33.500	110	37Del Cas	2.6780	8900.0	67	26972	No
137	GOM_NL__2PRFIN20070428_092407_000000342057_00365_26972_3680.N1	28-APR-2007 09:24:07	Bright	34.000	68	18Alp Cas	2.2250	4500.0	68	26972	No
138	GOM_NL__2PRFIN20070428_093301_000000552057_00365_26972_3681.N1	28-APR-2007 09:33:01	Bright	54.500	93	53Bet Peg	2.5200	3100.0	109	26972	No
139	GOM_NL__2PRFIN20070428_093653_000000432057_00365_26972_3682.N1	28-APR-2007 09:36:53	Twilight	43.000	90	54Alp Peg	2.4870	11000.	86	26972	No
140	GOM_NL__2PRFIN20070428_094934_000000442057_00365_26972_3683.N1	28-APR-2007 09:49:34	Dark	44.000	18	24Alp PsA	1.1660	9700.0	88	26972	No
141	GOM_NL__2PRFIN20070428_095338_000000432057_00365_26972_3684.N1	28-APR-2007 09:53:38	Dark	42.500	172	Gam Gru	3.0030	13100.	85	26972	No
142	GOM_NL__2PRFIN20070428_095517_000000432057_00365_26972_3685.N1	28-APR-2007 09:55:17	Dark	43.000	31	Alp Gru	1.7340	15200.	86	26972	No
143	GOM_NL__2PRFIN20070428_095802_000000382057_00365_26972_3686.N1	28-APR-2007 09:58:02	Dark	38.000	148	Alp Tuc	2.8780	4100.0	76	26972	No
144	GOM_NL__2PRFIN20070428_100041_000000422057_00366_26973_3674.N1	28-APR-2007 10:00:41	Dark	42.000	45	Alp Pav	1.9400	26000.	84	26973	No
145	GOM_NL__2PRFIN20070428_100729_000000392057_00366_26973_3675.N1	28-APR-2007 10:07:29	Dark	38.500	43	Alp TrA	1.9100	4250.0	77	26973	No
146	GOM_NL__2PRFIN20070428_100941_000000402057_00366_26973_3676.N1	28-APR-2007 10:09:41	Straylight	40.000	134	Bet TrA	2.8100	6600.0	80	26973	No
147	GOM_NL__2PRFIN20070428_101148_000000532057_00366_26973_3677.N1	28-APR-2007 10:11:48	Straylight	53.000	4	Alp1Cen	-0.010000	5800.0	106	26973	No
148	GOM_NL__2PRFIN20070428_101511_000000412057_00366_26973_3678.N1	28-APR-2007 10:15:11	Straylight	40.500	78	Alp Lup	2.3040	28000.	81	26973	No
149	GOM_NL__2PRFIN20070428_101644_000000392057_00366_26973_3679.N1	28-APR-2007 10:16:44	Straylight	38.500	81	Eta Cen	2.3560	28000.	77	26973	No
150	GOM_NL__2PRFIN20070428_101853_000000432057_00366_26973_3680.N1	28-APR-2007 10:18:53	Straylight	42.500	54	5The Cen	2.0550	4500.0	85	26973	No
151	GOM_NL__2PRFIN20070428_102313_000000372057_00366_26973_3681.N1	28-APR-2007 10:23:13	Bright	36.500	169	46Gam Hya	2.9910	4700.0	73	26973	No
152	GOM_NL__2PRFIN20070428_102635_000000392057_00366_26973_3682.N1	28-APR-2007 10:26:35	Bright	38.500	15	67Alp Vir	0.97600	28000.	77	26973	No
153	GOM_NL__2PRFIN20070428_102938_000000522057_00366_26973_3683.N1	28-APR-2007 10:29:38	Bright	52.000	121	29Gam Vir	2.7400	7200.0	104	26973	No
154	GOM_NL__2PRFIN20070428_103301_000000372057_00366_26973_3684.N1	28-APR-2007 10:33:01	Bright	36.500	138	47Eps Vir	2.8280	4700.0	73	26973	No
155	GOM_NL__2PRFIN20070428_104049_000000352057_00366_26973_3685.N1	28-APR-2007 10:40:49	Bright	35.000	152	12Alp2CVn	2.8900	11000.	70	26973	No
156	GOM_NL__2PRFIN20070428_104515_000000362057_00366_26973_3686.N1	28-APR-2007 10:45:15	Bright	35.500	87	64Gam UMa	2.4330	11000.	71	26973	No
157	GOM_NL__2PRFIN20070428_104754_000000352057_00366_26973_3687.N1	28-APR-2007 10:47:54	Bright	35.000	36	50Alp UMa	1.8000	6300.0	70	26973	No
158	GOM_NL__2PRFIN20070428_105156_000000392057_00366_26973_3688.N1	28-APR-2007 10:51:56	Bright	39.000	60	7Bet UMi	2.0810	3950.0	78	26973	No
159	GOM_NL__2PRFIN20070428_105532_000000362057_00366_26973_3689.N1	28-APR-2007 10:55:32	Bright	35.500	49	1Alp UMi	1.9900	6300.0	71	26973	No
160	GOM_NL__2PRFIN20070428_110319_000000402057_00366_26973_3690.N1	28-APR-2007 11:03:19	Bright	39.500	110	37Del Cas	2.6780	8900.0	79	26973	No

161	GOM_NL__2PRFIN20070428_110443_000000322057_00366_26973_3691.N1	28-APR-2007 11:04:43	Bright	32.000	68	18Alp Cas	2.2250	4500.0	64	26973	No
162	GOM_NL__2PRFIN20070428_111337_000000432057_00366_26973_3692.N1	28-APR-2007 11:13:37	Bright	42.500	93	53Bet Peg	2.5200	3100.0	85	26973	No
163	GOM_NL__2PRFIN20070428_111729_000000412057_00366_26973_3693.N1	28-APR-2007 11:17:29	Twilight	41.000	90	54Alp Peg	2.4870	11000.	82	26973	No
164	GOM_NL__2PRFIN20070428_113010_000000442057_00366_26973_3694.N1	28-APR-2007 11:30:10	Dark	44.000	18	24Alp PsA	1.1660	9700.0	88	26973	No
165	GOM_NL__2PRFIN20070428_113415_000000412057_00366_26973_3695.N1	28-APR-2007 11:34:15	Dark	40.500	172	Gam Gru	3.0030	13100.	81	26973	No
166	GOM_NL__2PRFIN20070428_113553_000000442057_00366_26973_3696.N1	28-APR-2007 11:35:53	Dark	44.000	31	Alp Gru	1.7340	15200.	88	26973	No
167	GOM_NL__2PRFIN20070428_113839_000000372057_00367_26974_3697.N1	28-APR-2007 11:38:39	Dark	37.000	148	Alp Tuc	2.8780	4100.0	74	26974	No
168	GOM_NL__2PRFIN20070428_114118_000000402057_00367_26974_3692.N1	28-APR-2007 11:41:18	Dark	39.500	45	Alp Pav	1.9400	26000.	79	26974	No
169	GOM_NL__2PRFIN20070428_114806_000000422057_00367_26974_3693.N1	28-APR-2007 11:48:06	Dark	42.000	43	Alp TrA	1.9100	4250.0	84	26974	No
170	GOM_NL__2PRFIN20070428_115017_000000382057_00367_26974_3694.N1	28-APR-2007 11:50:17	Straylight	38.000	134	Bet TrA	2.8100	6600.0	76	26974	No
171	GOM_NL__2PRFIN20070428_115224_000000522057_00367_26974_3695.N1	28-APR-2007 11:52:24	Straylight	51.500	4	Alp1Cen	-0.010000	5800.0	103	26974	No
172	GOM_NL__2PRFIN20070428_115547_000000402057_00367_26974_3696.N1	28-APR-2007 11:55:47	Straylight	40.000	78	Alp Lup	2.3040	28000.	80	26974	No
173	GOM_NL__2PRFIN20070428_115720_000000412057_00367_26974_3697.N1	28-APR-2007 11:57:20	Straylight	40.500	81	Eta Cen	2.3560	28000.	81	26974	No
174	GOM_NL__2PRFIN20070428_115929_000000442057_00367_26974_3698.N1	28-APR-2007 11:59:29	Straylight	43.500	54	5The Cen	2.0550	4500.0	87	26974	No
175	GOM_NL__2PRFIN20070428_120349_000000522057_00367_26974_3699.N1	28-APR-2007 12:03:49	Bright	51.500	169	46Gam Hya	2.9910	4700.0	103	26974	No
176	GOM_NL__2PRFIN20070428_120711_000000392057_00367_26974_3700.N1	28-APR-2007 12:07:11	Bright	39.000	15	67Alp Vir	0.97600	28000.	78	26974	No
177	GOM_NL__2PRFIN20070428_121014_000000352057_00367_26974_3701.N1	28-APR-2007 12:10:14	Bright	35.000	121	29Gam Vir	2.7400	7200.0	70	26974	No
178	GOM_NL__2PRFIN20070428_121337_000000362057_00367_26974_3702.N1	28-APR-2007 12:13:37	Bright	35.500	138	47Eps Vir	2.8280	4700.0	71	26974	No
179	GOM_NL__2PRFIN20070428_122125_000000352057_00367_26974_3703.N1	28-APR-2007 12:21:25	Bright	34.500	152	12Alp2CVn	2.8900	11000.	69	26974	No
180	GOM_NL__2PRFIN20070428_122551_000000362057_00367_26974_3704.N1	28-APR-2007 12:25:51	Bright	35.500	87	64Gam UMa	2.4330	11000.	71	26974	No
181	GOM_NL__2PRFIN20070428_122830_000000372057_00367_26974_3705.N1	28-APR-2007 12:28:30	Bright	37.000	36	50Alp UMa	1.8000	6300.0	74	26974	No
182	GOM_NL__2PRFIN20070428_123232_000000392057_00367_26974_3706.N1	28-APR-2007 12:32:32	Bright	38.500	60	7Bet UMi	2.0810	3950.0	77	26974	No
183	GOM_NL__2PRFIN20070428_123608_000000332057_00367_26974_3707.N1	28-APR-2007 12:36:08	Bright	33.000	49	1Alp UMi	1.9900	6300.0	66	26974	No
184	GOM_NL__2PRFIN20070428_124355_000000332057_00367_26974_3708.N1	28-APR-2007 12:43:55	Bright	33.000	110	37Del Cas	2.6780	8900.0	66	26974	No
185	GOM_NL__2PRFIN20070428_124520_000000522057_00367_26974_3709.N1	28-APR-2007 12:45:20	Bright	52.000	68	18Alp Cas	2.2250	4500.0	104	26974	No
186	GOM_NL__2PRFIN20070428_125413_000000442057_00367_26974_3710.N1	28-APR-2007 12:54:13	Bright	43.500	93	53Bet Peg	2.5200	3100.0	87	26974	No
187	GOM_NL__2PRFIN20070428_125805_000000412057_00367_26974_3711.N1	28-APR-2007 12:58:05	Twilight	41.000	90	54Alp Peg	2.4870	11000.	82	26974	No
188	GOM_NL__2PRFIN20070428_131047_000000432057_00367_26974_3712.N1	28-APR-2007 13:10:47	Dark	42.500	18	24Alp PsA	1.1660	9700.0	85	26974	No
189	GOM_NL__2PRFIN20070428_131452_000000402057_00367_26974_3713.N1	28-APR-2007 13:14:52	Dark	40.000	172	Gam Gru	3.0030	13100.	80	26974	No
190	GOM_NL__2PRFIN20070428_131630_000000442057_00367_26974_3714.N1	28-APR-2007 13:16:30	Dark	43.500	31	Alp Gru	1.7340	15200.	87	26974	No
191	GOM_NL__2PRFIN20070428_131915_000000382057_00368_26975_3715.N1	28-APR-2007 13:19:15	Dark	37.500	148	Alp Tuc	2.8780	4100.0	75	26975	No
192	GOM_NL__2PRFIN20070428_132154_000000402057_00368_26975_3708.N1	28-APR-2007 13:21:54	Dark	40.000	45	Alp Pav	1.9400	26000.	80	26975	No
193	GOM_NL__2PRFIN20070428_132842_000000422057_00368_26975_3709.N1	28-APR-2007 13:28:42	Straylight	42.000	43	Alp TrA	1.9100	4250.0	84	26975	No
194	GOM_NL__2PRFIN20070428_133053_000000382057_00368_26975_3710.N1	28-APR-2007 13:30:53	Straylight	38.000	134	Bet TrA	2.8100	6600.0	76	26975	No
195	GOM_NL__2PRFIN20070428_133301_000000462057_00368_26975_3711.N1	28-APR-2007 13:33:01	Straylight	45.500	4	Alp1Cen	-0.010000	5800.0	91	26975	No
196	GOM_NL__2PRFIN20070428_133624_000000412057_00368_26975_3712.N1	28-APR-2007 13:36:24	Straylight	40.500	78	Alp Lup	2.3040	28000.	81	26975	No
197	GOM_NL__2PRFIN20070428_133757_000000402057_00368_26975_3713.N1	28-APR-2007 13:37:57	Straylight	40.000	81	Eta Cen	2.3560	28000.	80	26975	No
198	GOM_NL__2PRFIN20070428_134005_000000442057_00368_26975_3714.N1	28-APR-2007 13:40:05	Straylight	43.500	54	5The Cen	2.0550	4500.0	87	26975	No
199	GOM_NL__2PRFIN20070428_134425_000000392057_00368_26975_3715.N1	28-APR-2007 13:44:25	Bright	39.000	169	46Gam Hya	2.9910	4700.0	78	26975	No
200	GOM_NL__2PRFIN20070428_134747_000000402057_00368_26975_3716.N1	28-APR-2007 13:47:47	Bright	39.500	15	67Alp Vir	0.97600	28000.	79	26975	No
201	GOM_NL__2PRFIN20070428_135050_000000352057_00368_26975_3717.N1	28-APR-2007 13:50:50	Bright	34.500	121	29Gam Vir	2.7400	7200.0	69	26975	No
202	GOM_NL__2PRFIN20070428_135413_000000462057_00368_26975_3718.N1	28-APR-2007 13:54:13	Bright	46.000	138	47Eps Vir	2.8280	4700.0	92	26975	No
203	GOM_NL__2PRFIN20070428_140201_000000352057_00368_26975_3719.N1	28-APR-2007 14:02:01	Bright	35.000	152	12Alp2CVn	2.8900	11000.	70	26975	No
204	GOM_NL__2PRFIN20070428_140627_000000372057_00368_26975_3720.N1	28-APR-2007 14:06:27	Bright	36.500	87	64Gam UMa	2.4330	11000.	73	26975	No
205	GOM_NL__2PRFIN20070428_140906_000000372057_00368_26975_3721.N1	28-APR-2007 14:09:06	Bright	36.500	36	50Alp UMa	1.8000	6300.0	73	26975	No
206	GOM_NL__2PRFIN20070428_141307_000000382057_00368_26975_3722.N1	28-APR-2007 14:13:07	Bright	38.000	60	7Bet UMi	2.0810	3950.0	76	26975	No
207	GOM_NL__2PRFIN20070428_141644_000000332057_00368_26975_3723.N1	28-APR-2007 14:16:44	Bright	33.000	49	1Alp UMi	1.9900	6300.0	66	26975	No
208	GOM_NL__2PRFIN20070428_142431_000000342057_00368_26975_3724.N1	28-APR-2007 14:24:31	Bright	34.000	110	37Del Cas	2.6780	8900.0	68	26975	No
209	GOM_NL__2PRFIN20070428_142556_000000342057_00368_26975_3725.N1	28-APR-2007 14:25:56	Bright	34.000	68	18Alp Cas	2.2250	4500.0	68	26975	No
210	GOM_NL__2PRFIN20070428_143449_000000402057_00368_26975_3726.N1	28-APR-2007 14:34:49	Bright	40.000	93	53Bet Peg	2.5200	3100.0	80	26975	No
211	GOM_NL__2PRFIN20070428_143841_000000452057_00368_26975_3727.N1	28-APR-2007 14:38:41	Twilight	45.000	90	54Alp Peg	2.4870	11000.	90	26975	No
212	GOM_NL__2PRFIN20070428_145123_000000442057_00368_26975_3728.N1	28-APR-2007 14:51:23	Dark	43.500	18	24Alp PsA	1.1660	9700.0	87	26975	No
213	GOM_NL__2PRFIN20070428_145528_000000432057_00368_26975_3729.N1	28-APR-2007 14:55:28	Dark	42.500	172	Gam Gru	3.0030	13100.	85	26975	No
214	GOM_NL__2PRFIN20070428_145706_000000462057_00368_26975_3730.N1	28-APR-2007 14:57:06	Dark	45.500	31	Alp Gru	1.7340	15200.	91	26975	No
215	GOM_NL__2PRFIN20070428_145951_000000402057_00369_26976_3731.N1	28-APR-2007 14:59:51	Dark	39.500	148	Alp Tuc	2.8780	4100.0	79	26976	No
216	GOM_NL__2PRFIN20070428_150231_000000412057_00369_26976_3719.N1	28-APR-2007 15:02:31	Dark	40.500	45	Alp Pav	1.9400	26000.	81	26976	No
217	GOM_NL__2PRFIN20070428_150918_000000392057_00369_26976_3720.N1	28-APR-2007 15:09:18	Dark	38.500	43	Alp TrA	1.9100	4250.0	77	26976	No
218	GOM_NL__2PRFIN20070428_151129_000000382057_00369_26976_3721.N1	28-APR-2007 15:11:29	Straylight	38.000	134	Bet TrA	2.8100	6600.0	76	26976	No
219	GOM_NL__2PRFIN20070428_151337_000000462057_00369_26976_3722.N1	28-APR-2007 15:13:37	Straylight	45.500	4	Alp1Cen	-0.010000	5800.0	91	26976	No

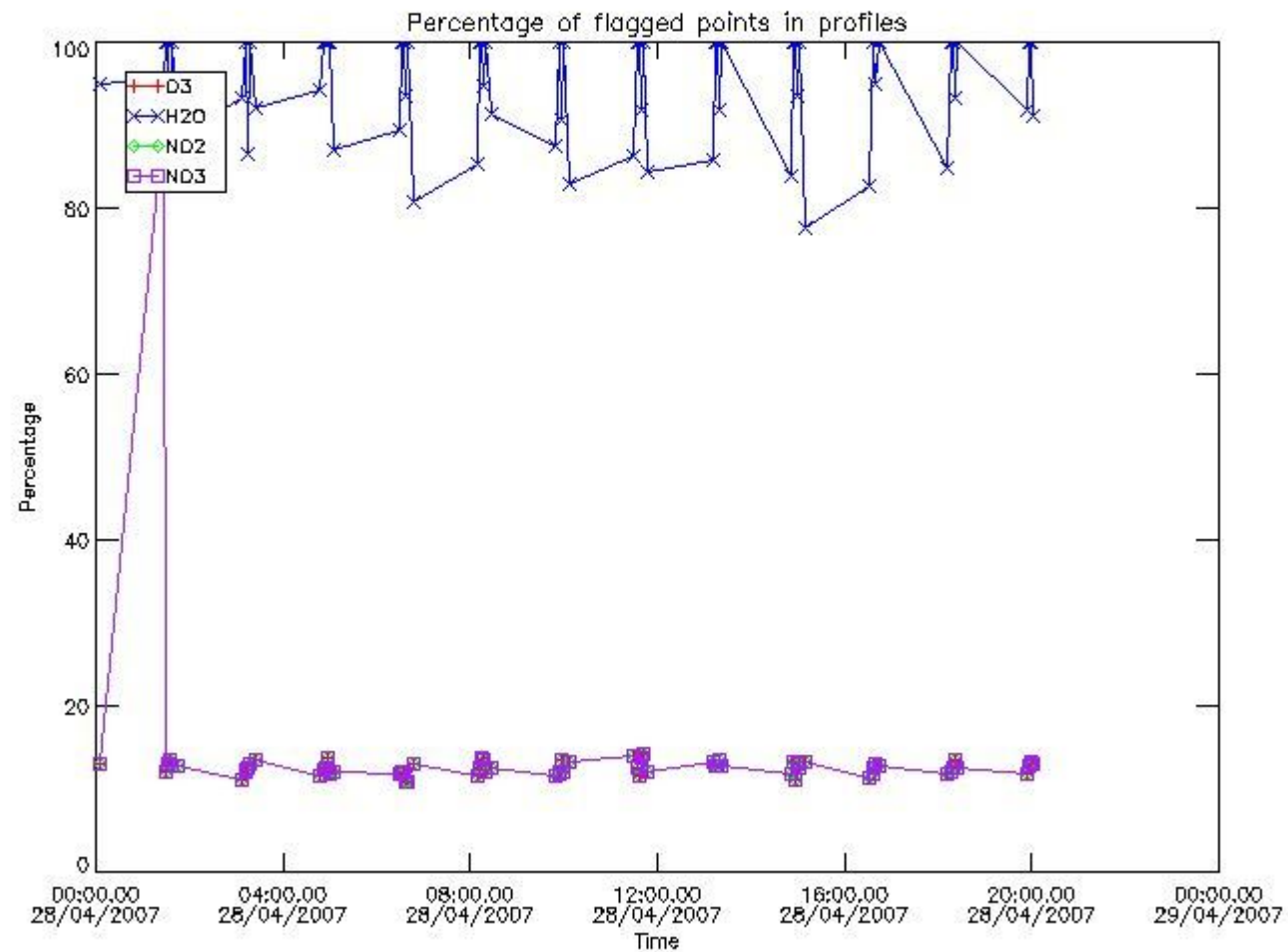
220	GOM_NL__2PRFIN20070428_151700_000000392057_00369_26976_3723.N1	28-APR-2007 15:17:00	Straylight	39.000	78	Alp Lup	2.3040	28000.	78	26976	No
221	GOM_NL__2PRFIN20070428_151833_000000402057_00369_26976_3724.N1	28-APR-2007 15:18:33	Straylight	39.500	81	Eta Cen	2.3560	28000.	79	26976	No
222	GOM_NL__2PRFIN20070428_152041_000000412057_00369_26976_3725.N1	28-APR-2007 15:20:41	Straylight	41.000	54	5The Cen	2.0550	4500.0	82	26976	No
223	GOM_NL__2PRFIN20070428_152501_000000412057_00369_26976_3726.N1	28-APR-2007 15:25:01	Bright	40.500	169	46Gam Hya	2.9910	4700.0	81	26976	No
224	GOM_NL__2PRFIN20070428_152823_000000382057_00369_26976_3727.N1	28-APR-2007 15:28:23	Bright	38.000	15	67Alp Vir	0.97600	28000.	76	26976	No
225	GOM_NL__2PRFIN20070428_153126_000000352057_00369_26976_3728.N1	28-APR-2007 15:31:26	Bright	35.000	121	29Gam Vir	2.7400	7200.0	70	26976	No
226	GOM_NL__2PRFIN20070428_153449_000000362057_00369_26976_3729.N1	28-APR-2007 15:34:49	Bright	35.500	138	47Eps Vir	2.8280	4700.0	71	26976	No
227	GOM_NL__2PRFIN20070428_154236_000000362057_00369_26976_3730.N1	28-APR-2007 15:42:36	Bright	35.500	152	12Alp2CVn	2.8900	11000.	71	26976	No
228	GOM_NL__2PRFIN20070428_154703_000000352057_00369_26976_3731.N1	28-APR-2007 15:47:03	Bright	34.500	87	64Gam UMa	2.4330	11000.	69	26976	No
229	GOM_NL__2PRFIN20070428_154943_000000372057_00369_26976_3732.N1	28-APR-2007 15:49:43	Bright	37.000	36	50Alp UMa	1.8000	6300.0	74	26976	No
230	GOM_NL__2PRFIN20070428_155343_000000392057_00369_26976_3733.N1	28-APR-2007 15:53:43	Bright	38.500	60	7Bet UMi	2.0810	3950.0	77	26976	No
231	GOM_NL__2PRFIN20070428_155720_000000362057_00369_26976_3734.N1	28-APR-2007 15:57:20	Bright	35.500	49	1Alp UMi	1.9900	6300.0	71	26976	No
232	GOM_NL__2PRFIN20070428_160507_000000342057_00369_26976_3735.N1	28-APR-2007 16:05:07	Bright	34.000	110	37Del Cas	2.6780	8900.0	68	26976	No
233	GOM_NL__2PRFIN20070428_160632_000000342057_00369_26976_3736.N1	28-APR-2007 16:06:32	Bright	34.000	68	18Alp Cas	2.2250	4500.0	68	26976	No
234	GOM_NL__2PRFIN20070428_161525_000000362057_00369_26976_3737.N1	28-APR-2007 16:15:25	Bright	36.000	93	53Bet Peg	2.5200	3100.0	72	26976	No
235	GOM_NL__2PRFIN20070428_161917_000000432057_00369_26976_3738.N1	28-APR-2007 16:19:17	Twilight	42.500	90	54Alp Peg	2.4870	11000.	85	26976	No
236	GOM_NL__2PRFIN20070428_163200_000000502057_00369_26976_3739.N1	28-APR-2007 16:32:00	Dark	49.500	18	24Alp PsA	1.1660	9700.0	99	26976	No
237	GOM_NL__2PRFIN20070428_163605_000000412057_00369_26976_3740.N1	28-APR-2007 16:36:05	Dark	40.500	172	Gam Gru	3.0030	13100.	81	26976	No
238	GOM_NL__2PRFIN20070428_163743_000000442057_00369_26976_3741.N1	28-APR-2007 16:37:43	Dark	43.500	31	Alp Gru	1.7340	15200.	87	26976	No
239	GOM_NL__2PRFIN20070428_164027_000000402057_00370_26977_3742.N1	28-APR-2007 16:40:27	Dark	39.500	148	Alp Tuc	2.8780	4100.0	79	26977	No
240	GOM_NL__2PRFIN20070428_164308_000000402057_00370_26977_3744.N1	28-APR-2007 16:43:08	Dark	40.000	45	Alp Pav	1.9400	26000.	80	26977	No
241	GOM_NL__2PRFIN20070428_164954_000000412057_00370_26977_3745.N1	28-APR-2007 16:49:54	Straylight	41.000	43	Alp TrA	1.9100	4250.0	82	26977	No
242	GOM_NL__2PRFIN20070428_165206_000000392057_00370_26977_3746.N1	28-APR-2007 16:52:06	Straylight	39.000	134	Bet TrA	2.8100	6600.0	78	26977	No
243	GOM_NL__2PRFIN20070428_165413_000000502057_00370_26977_3747.N1	28-APR-2007 16:54:13	Straylight	50.000	4	Alp1Cen	-0.010000	5800.0	100	26977	No
244	GOM_NL__2PRFIN20070428_165736_000000402057_00370_26977_3748.N1	28-APR-2007 16:57:36	Straylight	40.000	78	Alp Lup	2.3040	28000.	80	26977	No
245	GOM_NL__2PRFIN20070428_165909_000000402057_00370_26977_3749.N1	28-APR-2007 16:59:09	Straylight	39.500	81	Eta Cen	2.3560	28000.	79	26977	No
246	GOM_NL__2PRFIN20070428_170117_000000442057_00370_26977_3750.N1	28-APR-2007 17:01:17	Straylight	43.500	54	5The Cen	2.0550	4500.0	87	26977	No
247	GOM_NL__2PRFIN20070428_170537_000000382057_00370_26977_3751.N1	28-APR-2007 17:05:37	Bright	38.000	169	46Gam Hya	2.9910	4700.0	76	26977	No
248	GOM_NL__2PRFIN20070428_170859_000000402057_00370_26977_3752.N1	28-APR-2007 17:08:59	Bright	39.500	15	67Alp Vir	0.97600	28000.	79	26977	No
249	GOM_NL__2PRFIN20070428_171202_000000352057_00370_26977_3753.N1	28-APR-2007 17:12:02	Bright	35.000	121	29Gam Vir	2.7400	7200.0	70	26977	No
250	GOM_NL__2PRFIN20070428_171525_000000362057_00370_26977_3754.N1	28-APR-2007 17:15:25	Bright	35.500	138	47Eps Vir	2.8280	4700.0	71	26977	No
251	GOM_NL__2PRFIN20070428_172312_000000352057_00370_26977_3755.N1	28-APR-2007 17:23:12	Bright	35.000	152	12Alp2CVn	2.8900	11000.	70	26977	No
252	GOM_NL__2PRFIN20070428_172739_000000352057_00370_26977_3756.N1	28-APR-2007 17:27:39	Bright	35.000	87	64Gam UMa	2.4330	11000.	70	26977	No
253	GOM_NL__2PRFIN20070428_173019_000000372057_00370_26977_3757.N1	28-APR-2007 17:30:19	Bright	37.000	36	50Alp UMa	1.8000	6300.0	74	26977	No
254	GOM_NL__2PRFIN20070428_173419_000000372057_00370_26977_3758.N1	28-APR-2007 17:34:19	Bright	37.000	60	7Bet UMi	2.0810	3950.0	74	26977	No
255	GOM_NL__2PRFIN20070428_173756_000000372057_00370_26977_3759.N1	28-APR-2007 17:37:56	Bright	36.500	49	1Alp UMi	1.9900	6300.0	73	26977	No
256	GOM_NL__2PRFIN20070428_174543_000000372057_00370_26977_3760.N1	28-APR-2007 17:45:43	Bright	37.000	110	37Del Cas	2.6780	8900.0	74	26977	No
257	GOM_NL__2PRFIN20070428_174708_000000332057_00370_26977_3761.N1	28-APR-2007 17:47:08	Bright	32.500	68	18Alp Cas	2.2250	4500.0	65	26977	No
258	GOM_NL__2PRFIN20070428_175602_000000362057_00370_26977_3762.N1	28-APR-2007 17:56:02	Bright	36.000	93	53Bet Peg	2.5200	3100.0	72	26977	No
259	GOM_NL__2PRFIN20070428_175954_000000452057_00370_26977_3763.N1	28-APR-2007 17:59:54	Twilight	44.500	90	54Alp Peg	2.4870	11000.	89	26977	No
260	GOM_NL__2PRFIN20070428_181236_000000432057_00370_26977_3764.N1	28-APR-2007 18:12:36	Dark	43.000	18	24Alp PsA	1.1660	9700.0	86	26977	No
261	GOM_NL__2PRFIN20070428_181642_000000432057_00370_26977_3765.N1	28-APR-2007 18:16:42	Dark	42.500	172	Gam Gru	3.0030	13100.	85	26977	No
262	GOM_NL__2PRFIN20070428_181819_000000412057_00370_26977_3766.N1	28-APR-2007 18:18:19	Dark	41.000	31	Alp Gru	1.7340	15200.	82	26977	No
263	GOM_NL__2PRFIN20070428_182104_000000382057_00371_26978_3767.N1	28-APR-2007 18:21:04	Dark	37.500	148	Alp Tuc	2.8780	4100.0	75	26978	No
264	GOM_NL__2PRFIN20070428_182344_000000412057_00371_26978_3768.N1	28-APR-2007 18:23:44	Dark	40.500	45	Alp Pav	1.9400	26000.	81	26978	No
265	GOM_NL__2PRFIN20070428_183031_000000502057_00371_26978_3769.N1	28-APR-2007 18:30:31	Straylight	50.000	43	Alp TrA	1.9100	4250.0	100	26978	No
266	GOM_NL__2PRFIN20070428_183242_000000382057_00371_26978_3770.N1	28-APR-2007 18:32:42	Straylight	37.500	134	Bet TrA	2.8100	6600.0	75	26978	No
267	GOM_NL__2PRFIN20070428_183450_000000502057_00371_26978_3771.N1	28-APR-2007 18:34:50	Straylight	50.000	4	Alp1Cen	-0.010000	5800.0	100	26978	No
268	GOM_NL__2PRFIN20070428_183813_000000392057_00371_26978_3772.N1	28-APR-2007 18:38:13	Straylight	39.000	78	Alp Lup	2.3040	28000.	78	26978	No
269	GOM_NL__2PRFIN20070428_183946_000000412057_00371_26978_3773.N1	28-APR-2007 18:39:46	Straylight	41.000	81	Eta Cen	2.3560	28000.	82	26978	No
270	GOM_NL__2PRFIN20070428_184154_000000432057_00371_26978_3774.N1	28-APR-2007 18:41:54	Straylight	43.000	54	5The Cen	2.0550	4500.0	86	26978	No
271	GOM_NL__2PRFIN20070428_184614_000000482057_00371_26978_3775.N1	28-APR-2007 18:46:14	Bright	47.500	169	46Gam Hya	2.9910	4700.0	95	26978	No
272	GOM_NL__2PRFIN20070428_184935_000000422057_00371_26978_3776.N1	28-APR-2007 18:49:35	Bright	42.000	15	67Alp Vir	0.97600	28000.	84	26978	No
273	GOM_NL__2PRFIN20070428_185238_000000362057_00371_26978_3777.N1	28-APR-2007 18:52:38	Bright	35.500	121	29Gam Vir	2.7400	7200.0	71	26978	No
274	GOM_NL__2PRFIN20070428_185601_000000362057_00371_26978_3778.N1	28-APR-2007 18:56:01	Bright	35.500	138	47Eps Vir	2.8280	4700.0	71	26978	No
275	GOM_NL__2PRFIN20070428_190348_000000342057_00371_26978_3779.N1	28-APR-2007 19:03:48	Bright	34.000	152	12Alp2CVn	2.8900	11000.	68	26978	No
276	GOM_NL__2PRFIN20070428_190815_000000362057_00371_26978_3780.N1	28-APR-2007 19:08:15	Bright	36.000	87	64Gam UMa	2.4330	11000.	72	26978	No
277	GOM_NL__2PRFIN20070428_191055_000000372057_00371_26978_3781.N1	28-APR-2007 19:10:55	Bright	36.500	36	50Alp UMa	1.8000	6300.0	73	26978	No
278	GOM_NL__2PRFIN20070428_191455_000000382057_00371_26978_3782.N1	28-APR-2007 19:14:55	Bright	38.000	60	7Bet UMi	2.0810	3950.0	76	26978	No

279	GOM_NL__2PRFIN20070428_191832_000000342057_00371_26978_3771.N1	28-APR-2007 19:18:32	Bright	34.000	49	1Alp UMi	1.9900	6300.0	68	26978	No
280	GOM_NL__2PRFIN20070428_192619_000000342057_00371_26978_3772.N1	28-APR-2007 19:26:19	Bright	34.000	110	37Del Cas	2.6780	8900.0	68	26978	No
281	GOM_NL__2PRFIN20070428_192744_000000522057_00371_26978_3773.N1	28-APR-2007 19:27:44	Bright	52.000	68	18Alp Cas	2.2250	4500.0	104	26978	No
282	GOM_NL__2PRFIN20070428_193637_000000282057_00371_26978_3774.N1	28-APR-2007 19:36:37	Bright	28.000	93	53Bet Peg	2.5200	3100.0	56	26978	No
283	GOM_NL__2PRFIN20070428_194030_000000452057_00371_26978_3775.N1	28-APR-2007 19:40:30	Twilight	45.000	90	54Alp Peg	2.4870	11000.	90	26978	No
284	GOM_NL__2PRFIN20070428_195312_000000432057_00371_26978_3776.N1	28-APR-2007 19:53:12	Dark	43.000	18	24Alp PsA	1.1660	9700.0	86	26978	No
285	GOM_NL__2PRFIN20070428_195718_000000402057_00371_26978_3777.N1	28-APR-2007 19:57:18	Dark	40.000	172	Gam Gru	3.0030	13100.	80	26978	No
286	GOM_NL__2PRFIN20070428_195856_000000392057_00371_26978_3778.N1	28-APR-2007 19:58:56	Dark	38.500	31	Alp Gru	1.7340	15200.	77	26978	No
287	GOM_NL__2PRFIN20070428_200140_000000392057_00372_26979_3779.N1	28-APR-2007 20:01:40	Dark	39.000	148	Alp Tuc	2.8780	4100.0	78	26979	No

3. Quality information per product

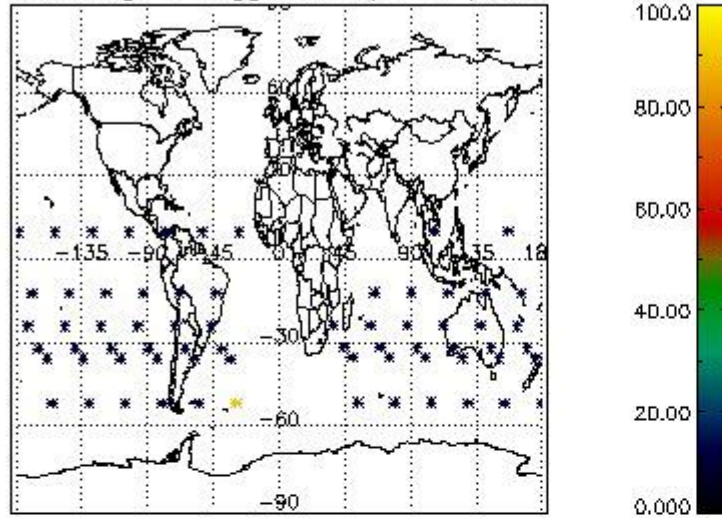
In this section it is plotted some information contained in the Quality Summary data set of the level 2 products. Only products in dark limb conditions and without errors (error flag in the MPH set to "0") are used.

3.1 Plot quality information per product (time dependant)

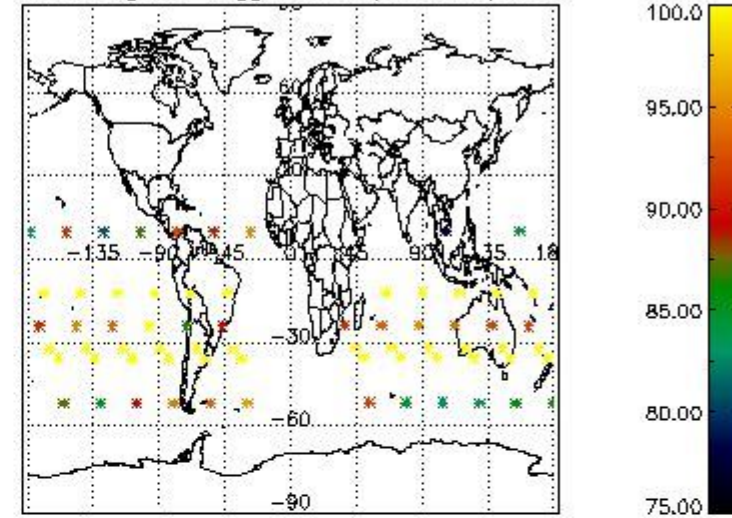


3.2 Plot quality information per product (world map)

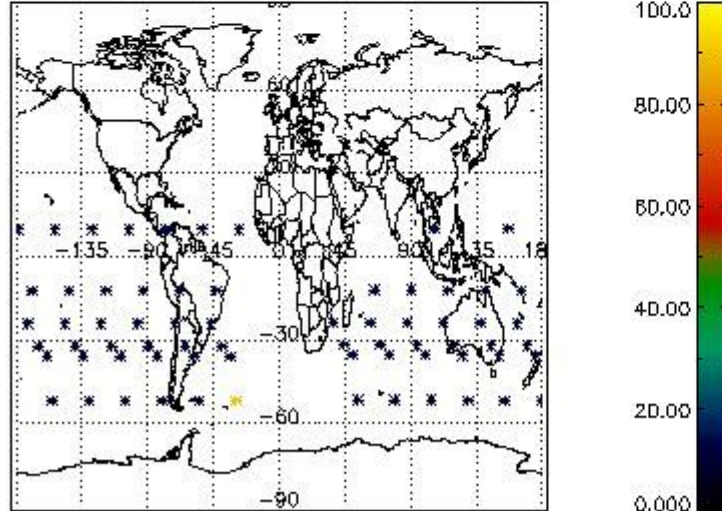
Percentage of flagged data per O3 profile



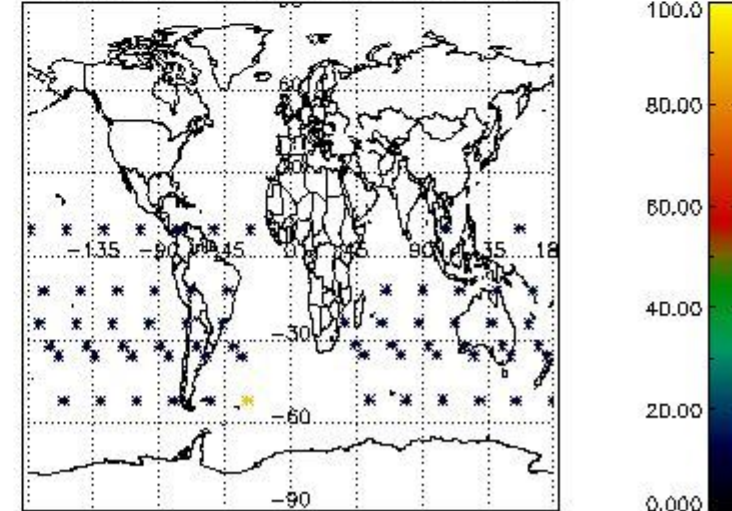
Percentage of flagged data per H2O profile



Percentage of flagged data per NO2 profile



Percentage of flagged data per NO3 profile

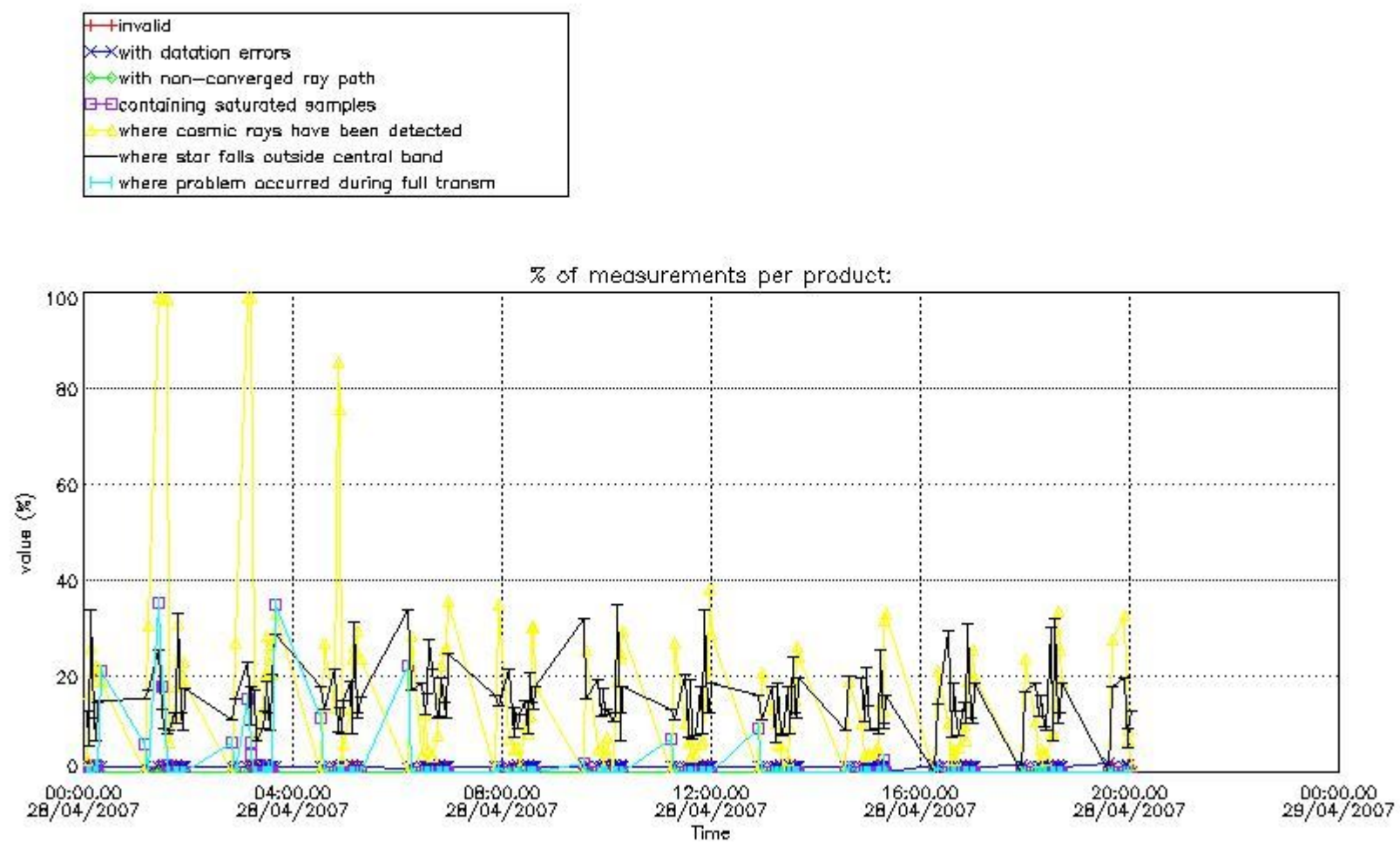


4. Level 1 quality information per product

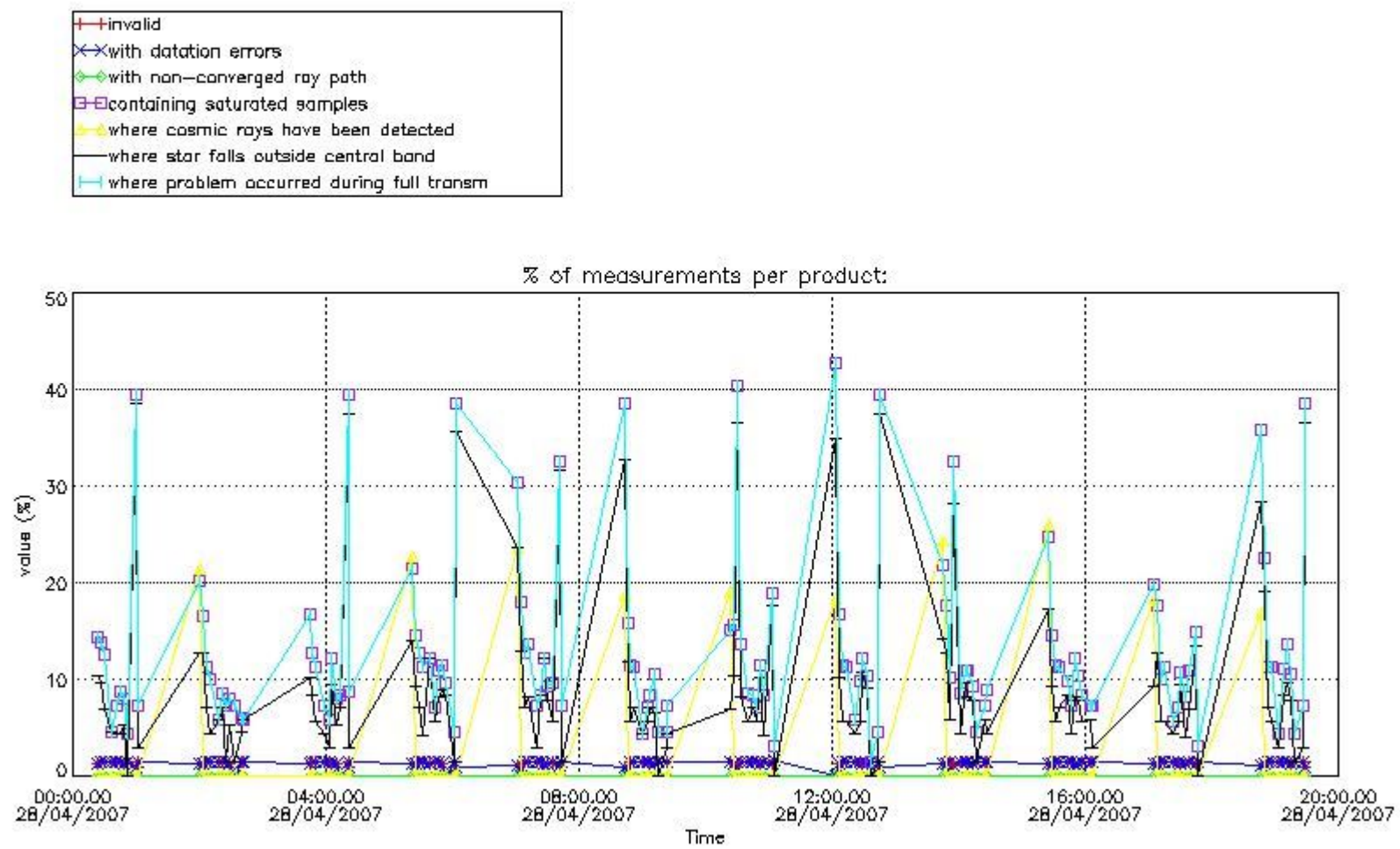
In this section it is plotted some information contained in the Quality Summary data set of the level 2 products that comes from the level 1b processing. Products without errors (error flag in the MPH set to "0") are used.

4.1 Plot quality information per product (time dependant) coming from level 1b processing

4.1.1 Plot level 1 quality information per product (time dependant): ENVISAT ASCENDING passes

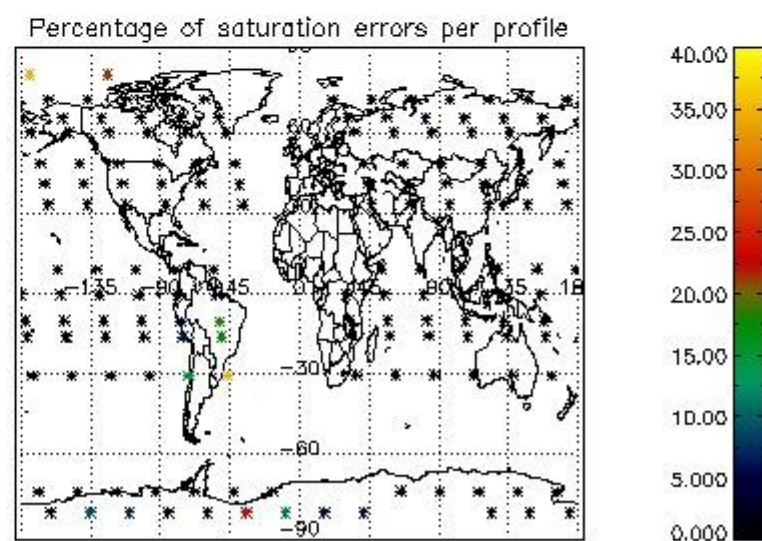
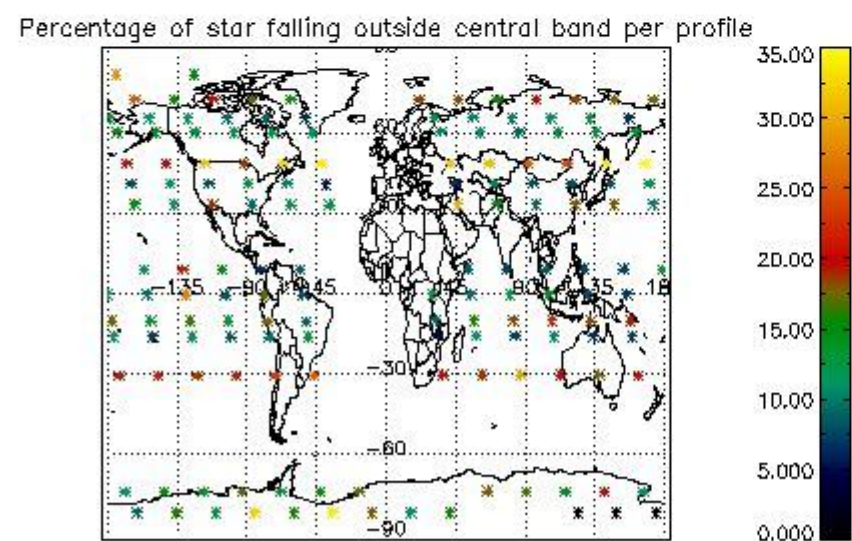
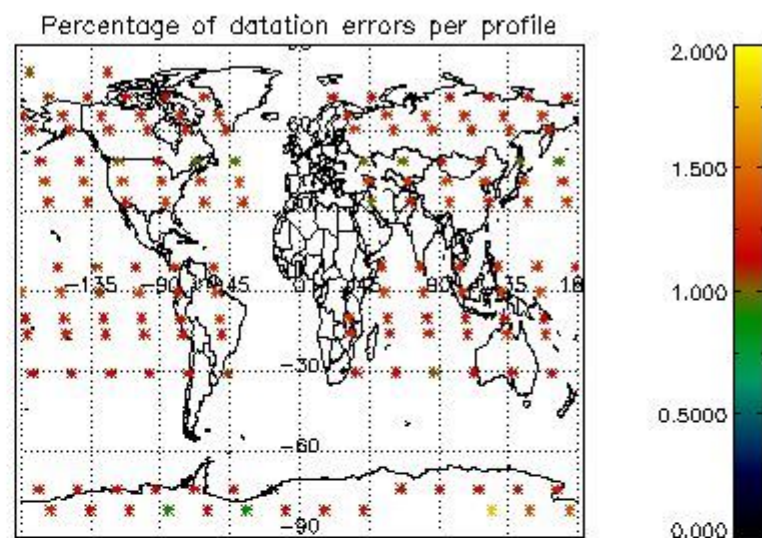
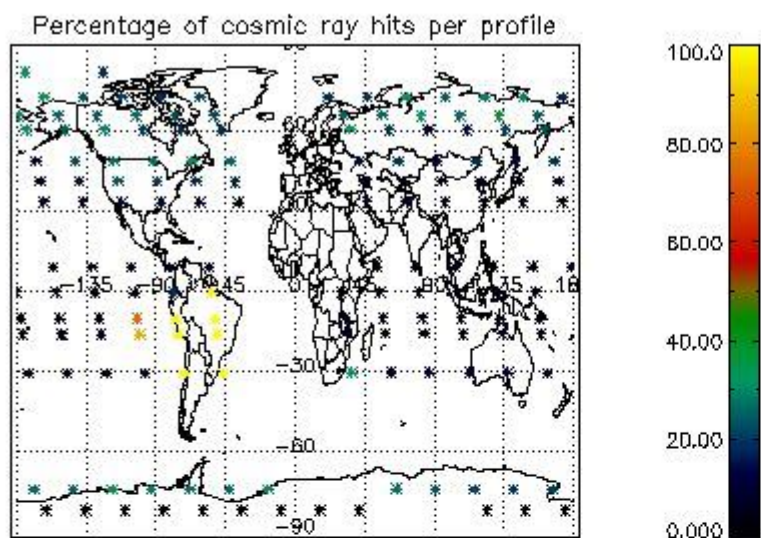


4.1.2 Plot level 1 quality information per product (time dependant): ENVI SAT DESCENDING passes

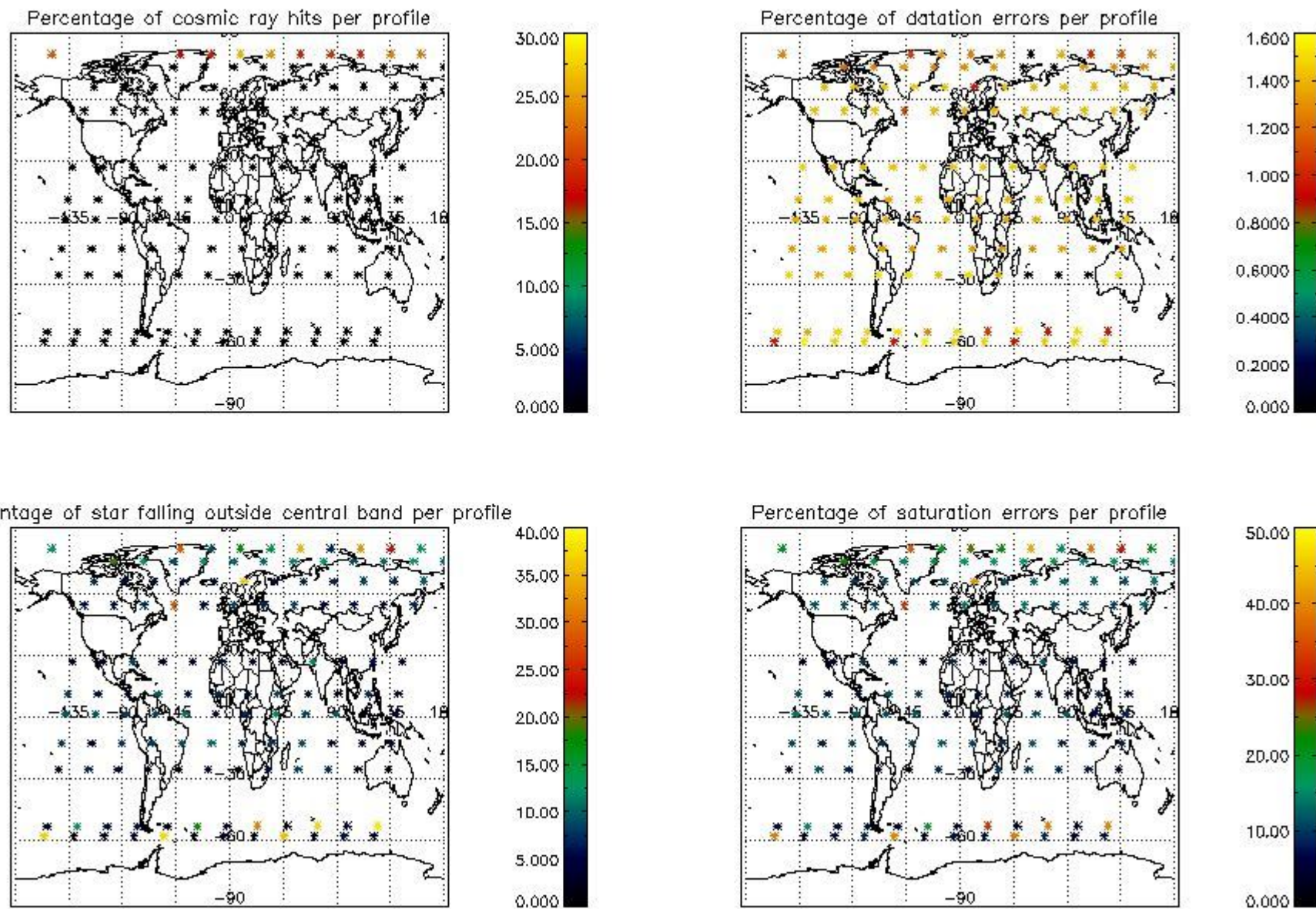


4.2 Plot quality information per product coming from level 1b processing (world map)

4.2.1 Plot level 1 quality information per product (world map): ENVISAT ASCENDING passes



4.2.2 Plot level 1 quality information per product (world map): ENVISAT DESCENDING passes



5. Trace gas profiles

5.1 Ozone statistics based on quality of products

The final quality of the products can be "measured" using the STD (Standard Deviation) attached to every point profile. This information is written to the parameter GOM_NL__2P/NL_LOCAL_SPECIES_DENSITY/o3_std of the level 2 products. The table below shows the statistics for given STD ranges.

The statistics are given with respect to the overall valid production:

- Products without fatal errors: GOM_NL__2P/MPH/PRODUCT_ERR=0
- Valid point profile: GOM_NL__2P/NL_LOCAL_SPECIES_DENSITY/pcd(0)=0

The 'Criteria' is applied to valid points of dark limb products:

- Products in dark limb illumination condition: GOM_NL__2P/NL_SUMMARY_QUALITY/obs_ill_cond=0
- Products without fatal errors: GOM_NL__2P/MPH/PRODUCT_ERR=0
- Valid point profile: GOM_NL__2P/NL_LOCAL_SPECIES_DENSITY/pcd(0)=0

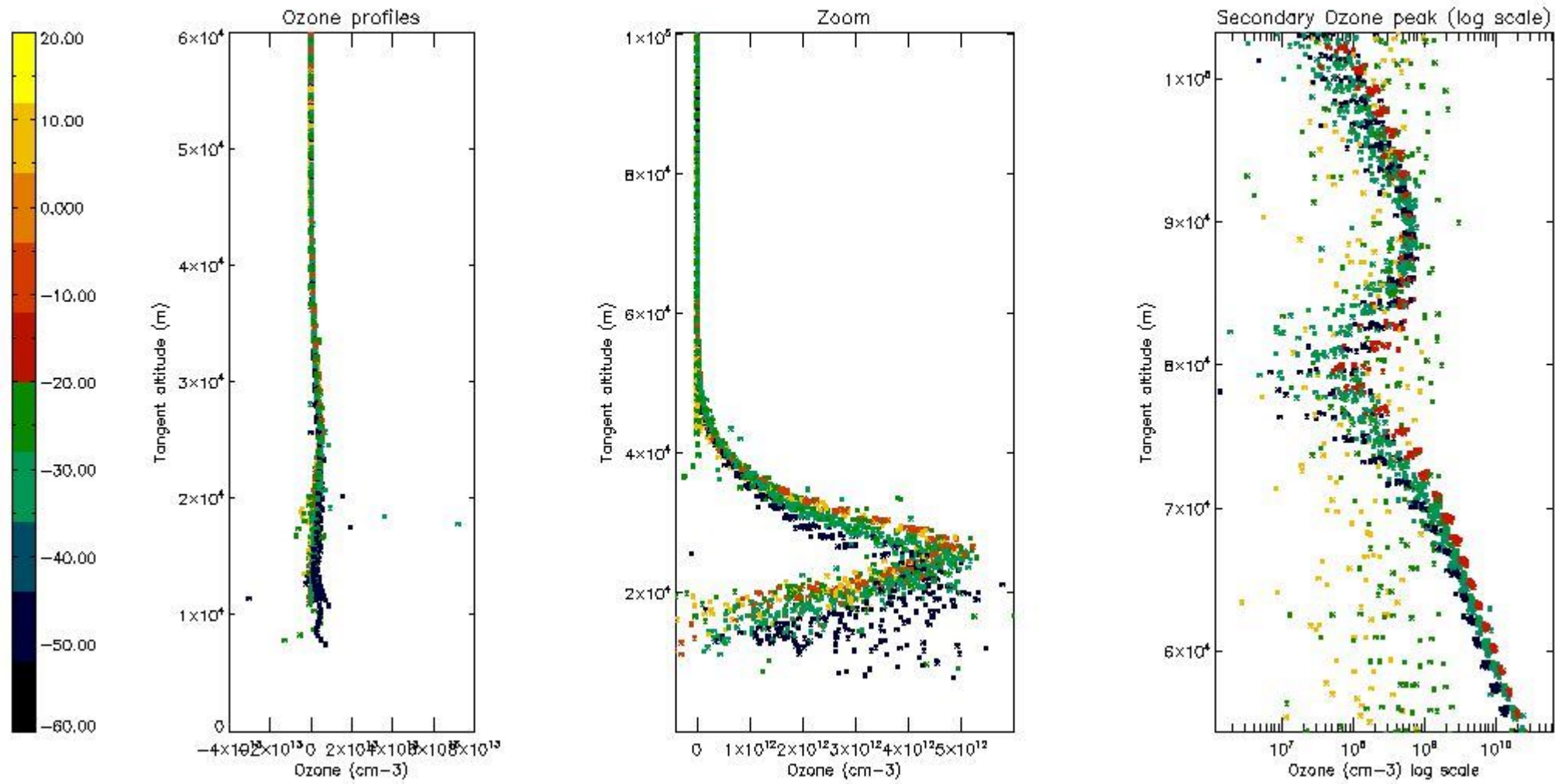
So, the table below shows the percentage of dark limb and valid observations for each criteria with respect to the overall valid daily observations.

Criteria	% of total production
All STD	25
STD < 20	13

STD < 10	10
STD < 5	7

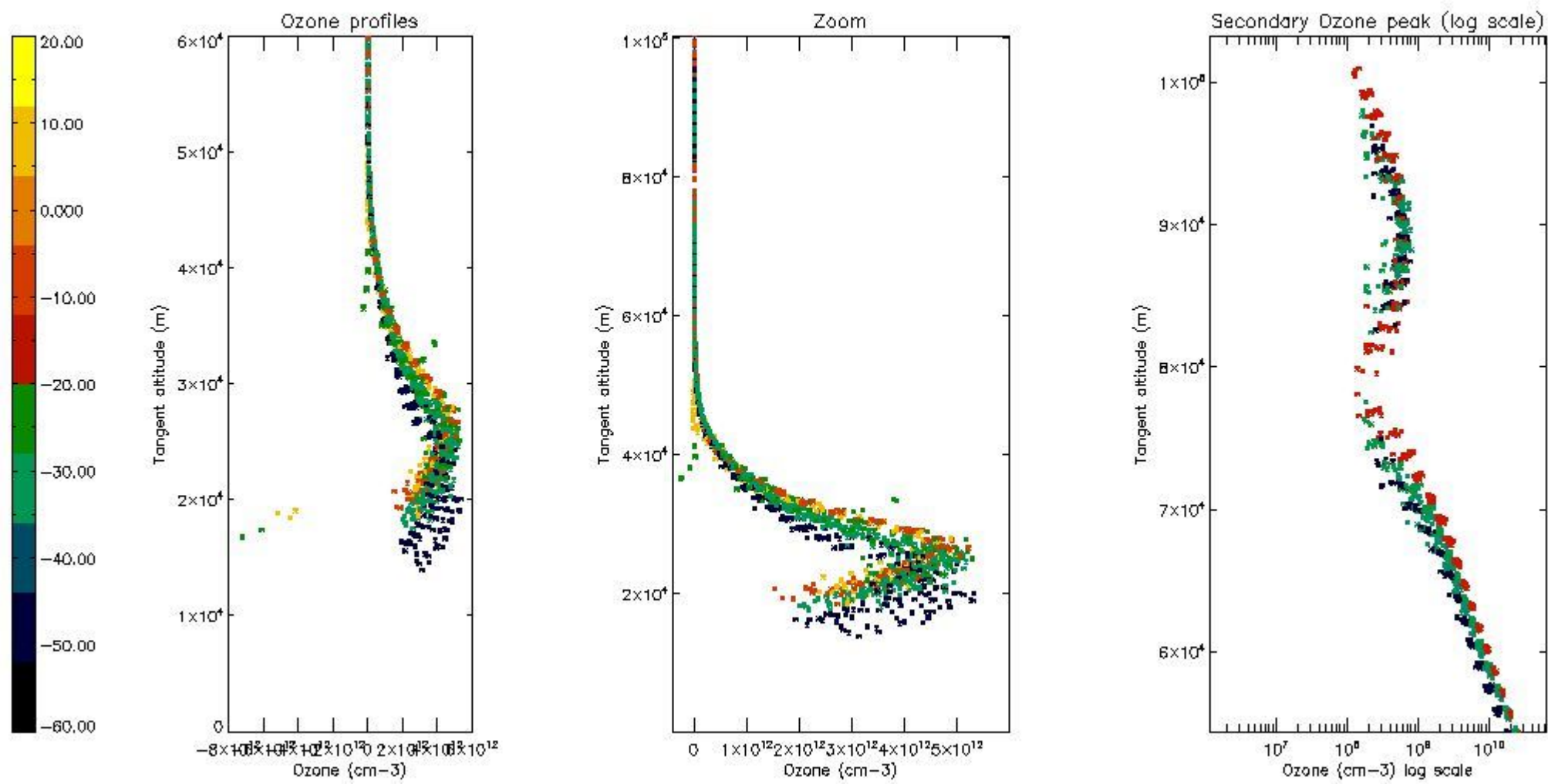
5.2 Plot ozone profiles for all STD (dark without errors)

The colorbar represents the latitude.



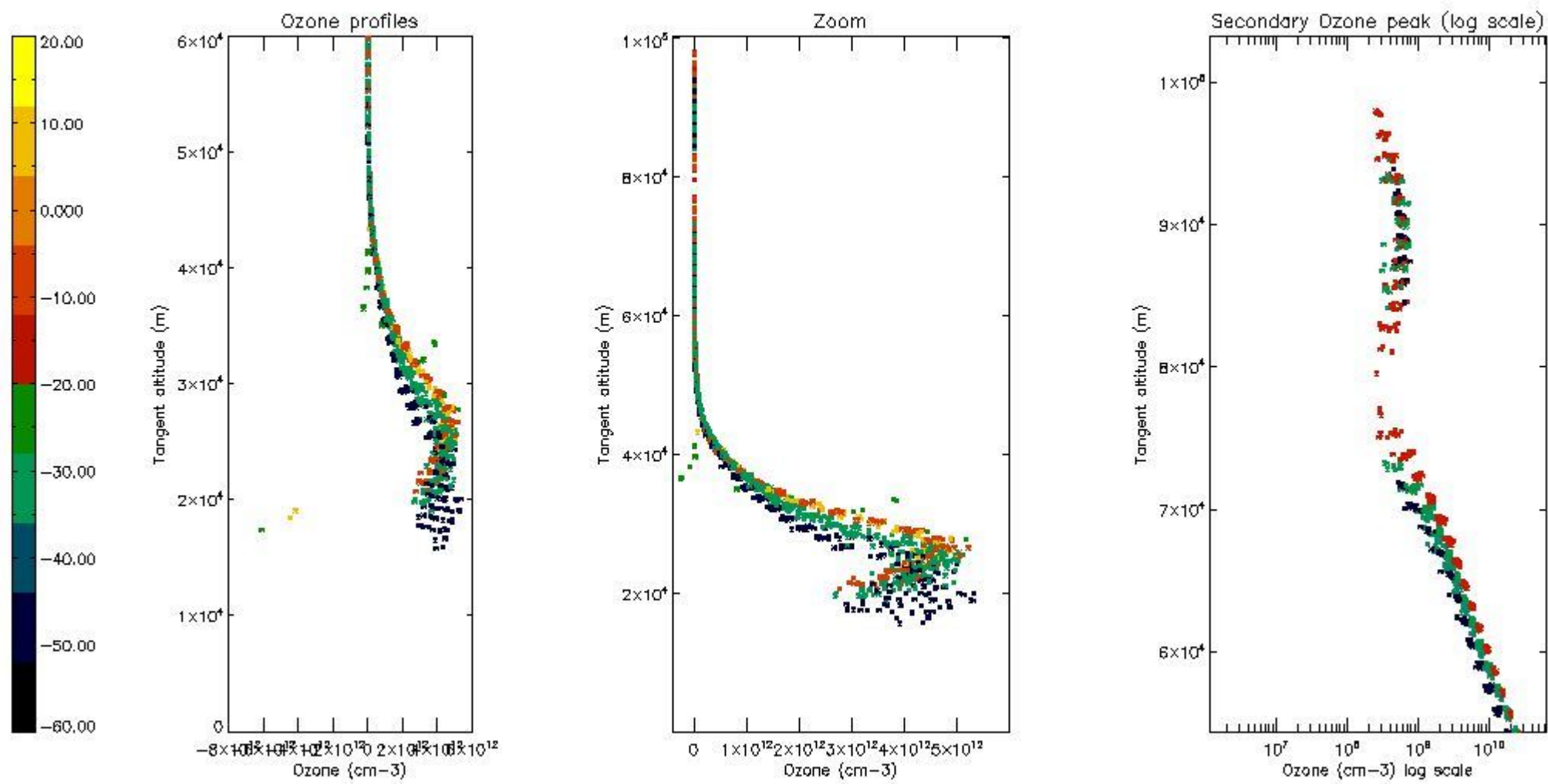
5.3 Plot ozone profiles where STD < 20% (dark without errors)

The colorbar represents the latitude.



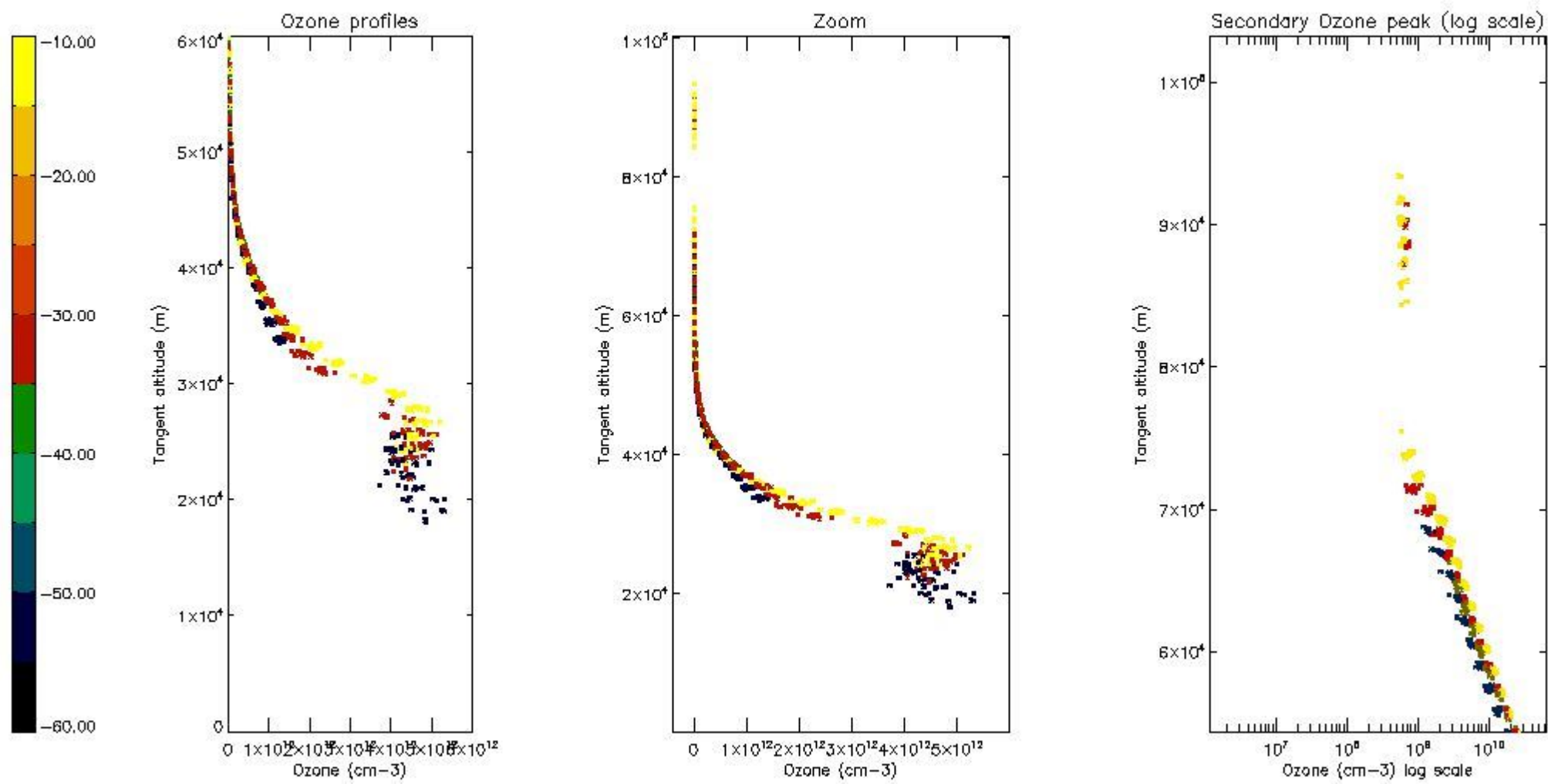
5.4 Plot ozone profiles where STD < 10% (dark without errors)

The colorbar represents the latitude.



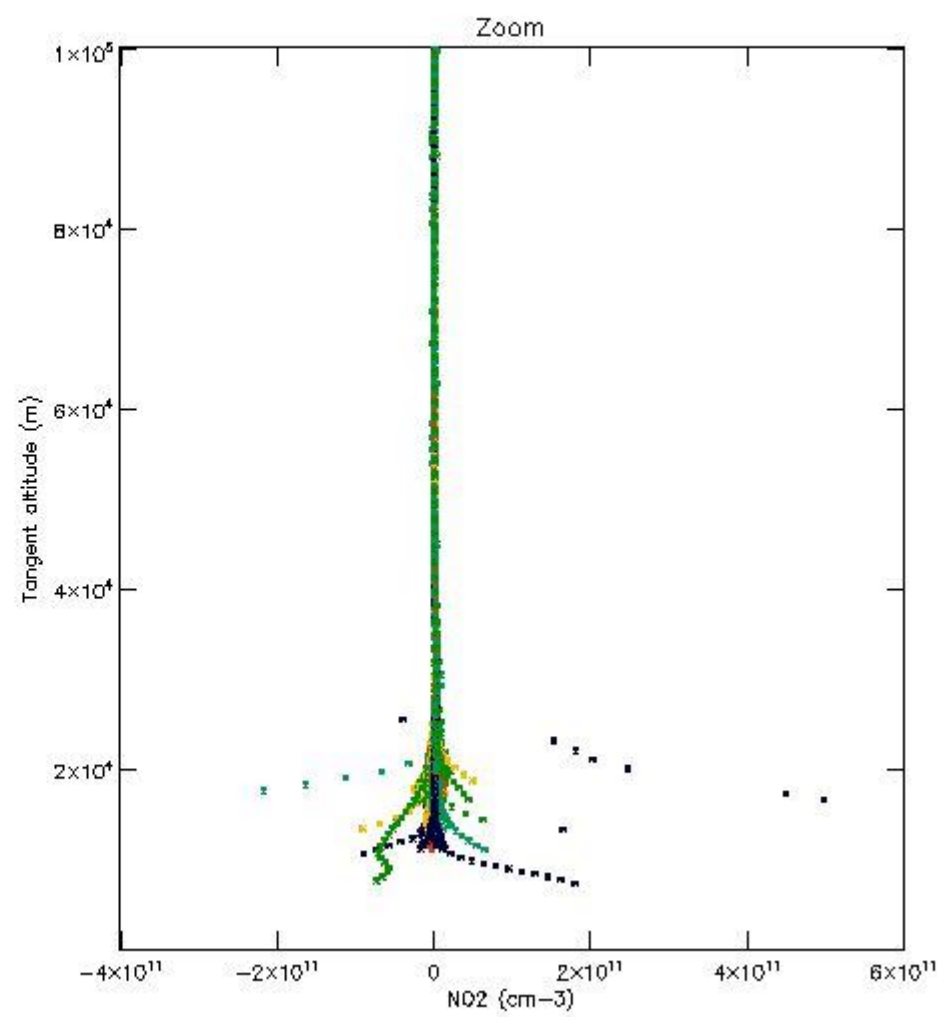
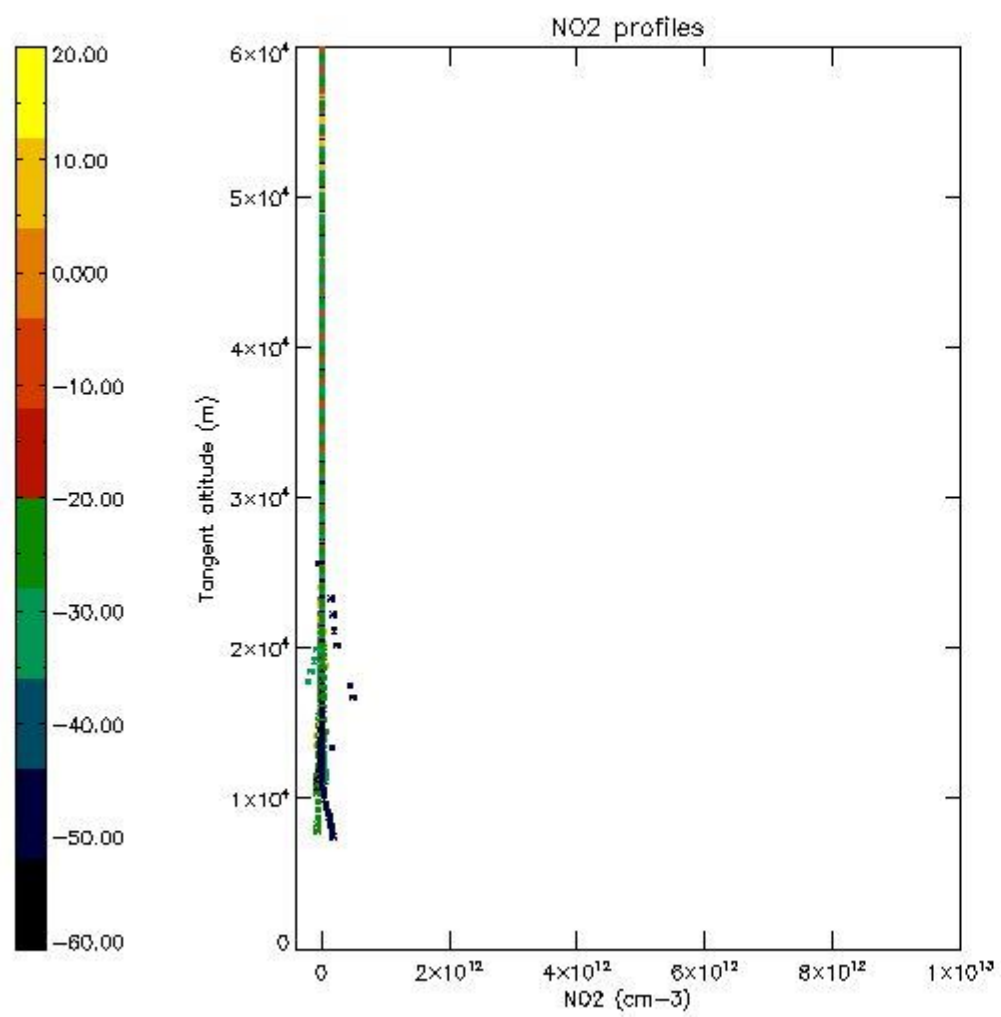
5.5 Plot ozone profiles where STD < 5% (dark without errors)

The colorbar represents the latitude.



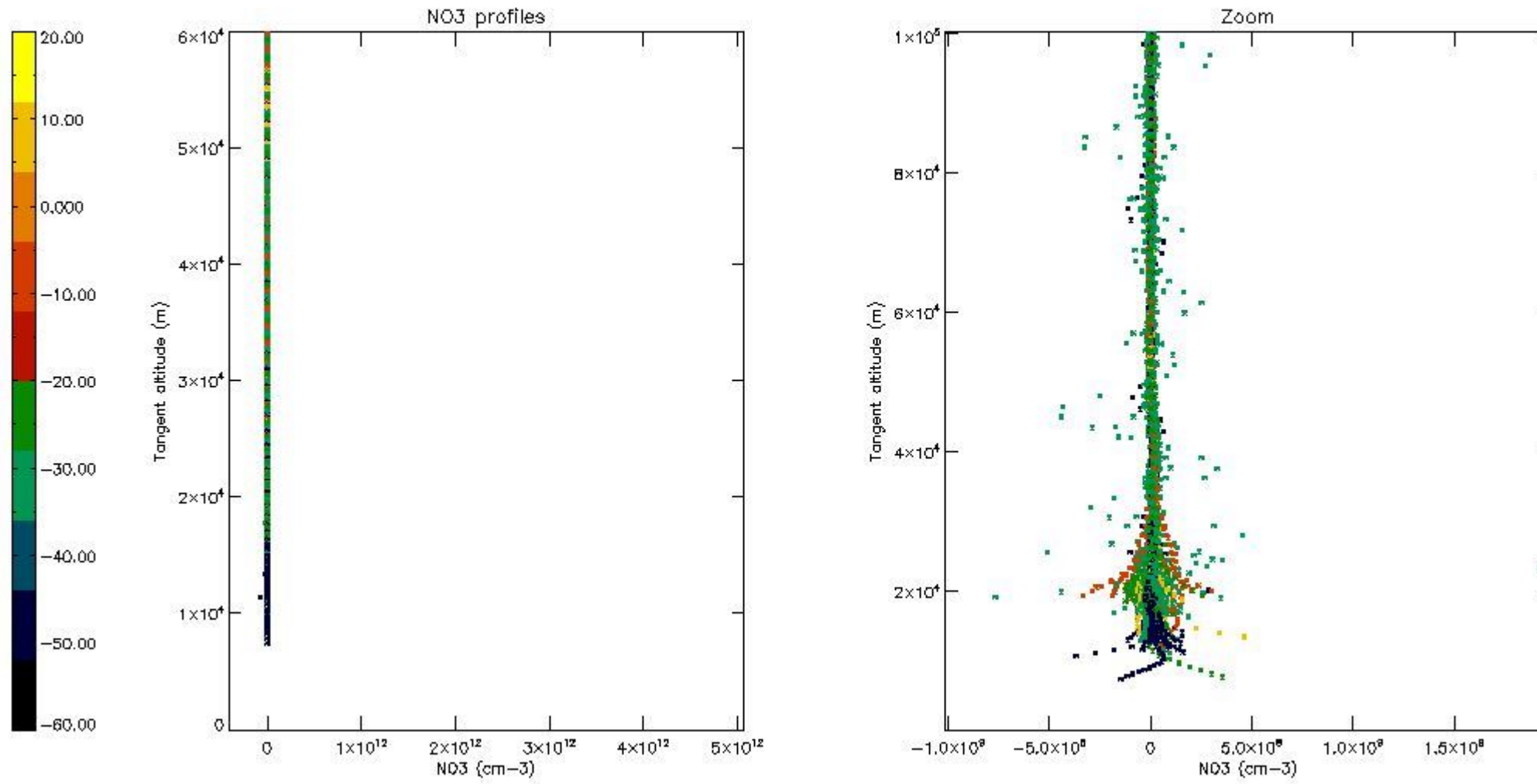
5.6 Plot NO₂ profiles for all STD (dark without errors)

The colorbar represents the latitude.



5.7 Plot NO3 profiles for all STD (dark without errors)

The colorbar represents the latitude.



6. Auxiliary Data Files used for the production reported in section 2

The number reported in the third column indicates since which file (see list in section 2) the corresponding auxiliary file has been used. The fourth column is the date of those product files.

Type	Auxiliary Filename	Used since product	Used since product date
INST_PHYS_CHARACTERISTICS	GOM_INS_AXVIEC20091111_143220_20030716_120000_20500101_000000	1	28-APR-2007 00:03:51
LEVEL-2_PROC_CONFIG	GOM_PR2_AXVIEC20091111_152718_20020301_000000_20500101_000000	1	28-APR-2007 00:03:51
CROSS_SECTIONS_FILE	GOM_CRS_AXVIEC20091111_154832_20020301_000000_20500101_000000	1	28-APR-2007 00:03:51

GOMOS Level 2 Daily Report

SUMMARY

[1. General Info](#)

[2. Summary of processed GOM_NL_2P products](#)

[3. Level 2 Quality information per product](#)

[3.1 Plot of level 2 quality information per product \(time dependant\)](#)

[3.2 Plot of level 2 quality information per product \(world map\)](#)

[4. Level 1 Quality information per product \(stored on level 2 products\)](#)

[4.1 Plot of level 1 quality information per product \(time dependant\)](#)

[4.1.1 Plot of level 1 quality information per product \(time dependant\): ASCENDING](#)

[4.1.2 Plot of level 1 quality information per product \(time dependant\): DESCENDING](#)

[4.2 Plot of level 1 quality information per product \(world map\)](#)

[4.2.1 Plot of level 1 quality information per product \(world map\): ASCENDING](#)

[4.2.2 Plot of level 1 quality information per product \(world map\): DESCENDING](#)

[5. Ozone profiles based on quality statistics and other trace gas profiles](#)

[5.1 Ozone statistics based on quality of products](#)

[5.2 Plot ozone profiles for all STD \(dark without errors\)](#)

[5.3 Plot ozone profiles where STD < 20% \(dark without errors\)](#)

[5.4. Plot ozone profiles where STD < 10% \(dark without errors\)](#)

[5.5. Plot ozone profiles where STD < 5% \(dark without errors\)](#)

[5.6 Plot NO2 profiles for all STD \(dark without errors\)](#)

[5.7 Plot NO3 profiles for all STD \(dark without errors\)](#)

[5.8 Plot H2O profiles \(only for occultations of stars 1,2,3,4,13,14,16,26,63 dark without errors\) for all STD](#)

[6. Auxiliary Data Files used for the production reported in section 2](#)

This report presents the daily analysis on parameters extracted from GOMOS level 2 data (GOM_NL__2P). It is intended to monitor some important parameters that will impact the quality of these products. A list of level 2 products (and content) that have arrived during the reporting day to the PCF is also given.

Item	Value
Time of report generation	22APR2013 18:59:27
Data source version	GOMOS/6.01
Start time of products	28-04-2007 (28APR2007 00:00:00)
Stop time of products	29-04-2007 (29APR2007 00:00:00)
Store outputs in DB	Yes
Nb of level 2 prods	287
Nb of prods with errors	0

2. Summary of processed GOM_NL__2P products.

Nr	Filename	UTC Start time	Limb	Duration	Star Id	Star Name	Star Mag	Star Temp	Nb Meas	Orbit	Prod. error
1	GOM_NL__2PRFIN20070428_000351_000000402057_00360_26967_3584.N1	28-APR-2007 00:03:51	Dark	39.500	43	Alp TrA	1.9100	4250.0	79	26967	No
2	GOM_NL__2PRFIN20070428_000602_000000372057_00360_26967_3585.N1	28-APR-2007 00:06:02	Straylight	37.000	134	Bet TrA	2.8100	6600.0	74	26967	No
3	GOM_NL__2PRFIN20070428_000811_000000522057_00360_26967_3586.N1	28-APR-2007 00:08:11	Straylight	52.000	4	Alp1Cen	-0.010000	5800.0	104	26967	No
4	GOM_NL__2PRFIN20070428_001133_000000402057_00360_26967_3587.N1	28-APR-2007 00:11:33	Straylight	40.000	78	Alp Lup	2.3040	28000.	80	26967	No
5	GOM_NL__2PRFIN20070428_001307_000000392057_00360_26967_3588.N1	28-APR-2007 00:13:07	Straylight	38.500	81	Eta Cen	2.3560	28000.	77	26967	No
6	GOM_NL__2PRFIN20070428_001515_000000422057_00360_26967_3589.N1	28-APR-2007 00:15:15	Straylight	41.500	54	5The Cen	2.0550	4500.0	83	26967	No
7	GOM_NL__2PRFIN20070428_001936_000000402057_00360_26967_3590.N1	28-APR-2007 00:19:36	Bright	40.000	169	46Gam Hya	2.9910	4700.0	80	26967	No
8	GOM_NL__2PRFIN20070428_002258_000000392057_00360_26967_3591.N1	28-APR-2007 00:22:58	Bright	38.500	15	67Alp Vir	0.97600	28000.	77	26967	No
9	GOM_NL__2PRFIN20070428_002601_000000362057_00360_26967_3592.N1	28-APR-2007 00:26:01	Bright	36.000	121	29Gam Vir	2.7400	7200.0	72	26967	No
10	GOM_NL__2PRFIN20070428_002925_000000362057_00360_26967_3593.N1	28-APR-2007 00:29:25	Bright	36.000	138	47Eps Vir	2.8280	4700.0	72	26967	No
11	GOM_NL__2PRFIN20070428_003714_000000342057_00360_26967_3594.N1	28-APR-2007 00:37:14	Bright	33.500	152	12Alp2CVn	2.8900	11000.	67	26967	No
12	GOM_NL__2PRFIN20070428_004138_000000352057_00360_26967_3595.N1	28-APR-2007 00:41:38	Bright	34.500	87	64Gam UMa	2.4330	11000.	69	26967	No
13	GOM_NL__2PRFIN20070428_004417_000000352057_00360_26967_3596.N1	28-APR-2007 00:44:17	Bright	34.500	36	50Alp UMa	1.8000	6300.0	69	26967	No
14	GOM_NL__2PRFIN20070428_004822_000000382057_00360_26967_3597.N1	28-APR-2007 00:48:22	Bright	37.500	60	7Bet UMi	2.0810	3950.0	75	26967	No
15	GOM_NL__2PRFIN20070428_005156_000000342057_00360_26967_3598.N1	28-APR-2007 00:51:56	Bright	34.000	49	1Alp UMi	1.9900	6300.0	68	26967	No
16	GOM_NL__2PRFIN20070428_005942_000000522057_00360_26967_3599.N1	28-APR-2007 00:59:42	Bright	52.000	110	37Del Cas	2.6780	8900.0	104	26967	No
17	GOM_NL__2PRFIN20070428_010107_000000342057_00360_26967_3600.N1	28-APR-2007 01:01:07	Bright	34.000	68	18Alp Cas	2.2250	4500.0	68	26967	No
18	GOM_NL__2PRFIN20070428_011000_000000432057_00360_26967_3601.N1	28-APR-2007 01:10:00	Bright	42.500	93	53Bet Peg	2.5200	3100.0	85	26967	No
19	GOM_NL__2PRFIN20070428_011351_000000442057_00360_26967_3602.N1	28-APR-2007 01:13:51	Twilight	44.000	90	54Alp Peg	2.4870	11000.	88	26967	No
20	GOM_NL__2PRFIN20070428_012632_000000472057_00360_26967_3603.N1	28-APR-2007 01:26:32	Dark	47.000	18	24Alp PsA	1.1660	9700.0	94	26967	No
21	GOM_NL__2PRFIN20070428_013035_000000422057_00360_26967_3604.N1	28-APR-2007 01:30:35	Dark	42.000	172	Gam Gru	3.0030	13100.	84	26967	No
22	GOM_NL__2PRFIN20070428_013215_000000392057_00360_26967_3605.N1	28-APR-2007 01:32:15	Dark	39.000	31	Alp Gru	1.7340	15200.	78	26967	No
23	GOM_NL__2PRFIN20070428_013501_000000382057_00360_26967_3606.N1	28-APR-2007 01:35:01	Dark	37.500	148	Alp Tuc	2.8780	4100.0	75	26967	No
24	GOM_NL__2PRFIN20070428_013738_000000402057_00361_26968_3594.N1	28-APR-2007 01:37:38	Dark	40.000	45	Alp Pav	1.9400	26000.	80	26968	No
25	GOM_NL__2PRFIN20070428_014428_000000402057_00361_26968_3595.N1	28-APR-2007 01:44:28	Dark	40.000	43	Alp TrA	1.9100	4250.0	80	26968	No
26	GOM_NL__2PRFIN20070428_014639_000000392057_00361_26968_3596.N1	28-APR-2007 01:46:39	Straylight	39.000	134	Bet TrA	2.8100	6600.0	78	26968	No
27	GOM_NL__2PRFIN20070428_014847_000000522057_00361_26968_3597.N1	28-APR-2007 01:48:47	Straylight	51.500	4	Alp1Cen	-0.010000	5800.0	103	26968	No
28	GOM_NL__2PRFIN20070428_015210_000000412057_00361_26968_3598.N1	28-APR-2007 01:52:10	Straylight	41.000	78	Alp Lup	2.3040	28000.	82	26968	No
29	GOM_NL__2PRFIN20070428_015343_000000402057_00361_26968_3599.N1	28-APR-2007 01:53:43	Straylight	39.500	81	Eta Cen	2.3560	28000.	79	26968	No
30	GOM_NL__2PRFIN20070428_015551_000000432057_00361_26968_3600.N1	28-APR-2007 01:55:51	Straylight	43.000	54	5The Cen	2.0550	4500.0	86	26968	No
31	GOM_NL__2PRFIN20070428_020013_000000402057_00361_26968_3601.N1	28-APR-2007 02:00:13	Bright	39.500	169	46Gam Hya	2.9910	4700.0	79	26968	No
32	GOM_NL__2PRFIN20070428_020334_000000402057_00361_26968_3602.N1	28-APR-2007 02:03:34	Bright	39.500	15	67Alp Vir	0.97600	28000.	79	26968	No
33	GOM_NL__2PRFIN20070428_020638_000000362057_00361_26968_3603.N1	28-APR-2007 02:06:38	Bright	35.500	121	29Gam Vir	2.7400	7200.0	71	26968	No
34	GOM_NL__2PRFIN20070428_021001_000000352057_00361_26968_3604.N1	28-APR-2007 02:10:01	Bright	35.000	138	47Eps Vir	2.8280	4700.0	70	26968	No
35	GOM_NL__2PRFIN20070428_021749_000000352057_00361_26968_3605.N1	28-APR-2007 02:17:49	Bright	34.500	152	12Alp2CVn	2.8900	11000.	69	26968	No
36	GOM_NL__2PRFIN20070428_022214_000000352057_00361_26968_3606.N1	28-APR-2007 02:22:14	Bright	35.000	87	64Gam UMa	2.4330	11000.	70	26968	No
37	GOM_NL__2PRFIN20070428_022453_000000342057_00361_26968_3607.N1	28-APR-2007 02:24:53	Bright	34.000	36	50Alp UMa	1.8000	6300.0	68	26968	No
38	GOM_NL__2PRFIN20070428_022857_000000382057_00361_26968_3608.N1	28-APR-2007 02:28:57	Bright	37.500	60	7Bet UMi	2.0810	3950.0	75	26968	No
39	GOM_NL__2PRFIN20070428_023232_000000342057_00361_26968_3609.N1	28-APR-2007 02:32:32	Bright	34.000	49	1Alp UMi	1.9900	6300.0	68	26968	No
40	GOM_NL__2PRFIN20070428_024018_000000342057_00361_26968_3610.N1	28-APR-2007 02:40:18	Bright	33.500	110	37Del Cas	2.6780	8900.0	67	26968	No
41	GOM_NL__2PRFIN20070428_024143_000000342057_00361_26968_3611.N1	28-APR-2007 02:41:43	Bright	34.000	68	18Alp Cas	2.2250	4500.0	68	26968	No
42	GOM_NL__2PRFIN20070428_025036_000000422057_00361_26968_3612.N1	28-APR-2007 02:50:36	Bright	41.500	93	53Bet Peg	2.5200	3100.0	83	26968	No

43	GOM_NL__2PRFIN20070428_025428_000000432057_00361_26968_3613.N1	28-APR-2007 02:54:28	Twilight	43.000	90	54Alp Peg	2.4870	11000.	86	26968	No
44	GOM_NL__2PRFIN20070428_030708_000000462057_00361_26968_3614.N1	28-APR-2007 03:07:08	Dark	45.500	18	24Alp PsA	1.1660	9700.0	91	26968	No
45	GOM_NL__2PRFIN20070428_031112_000000422057_00361_26968_3615.N1	28-APR-2007 03:11:12	Dark	41.500	172	Gam Gru	3.0030	13100.	83	26968	No
46	GOM_NL__2PRFIN20070428_031251_000000432057_00361_26968_3616.N1	28-APR-2007 03:12:51	Dark	42.500	31	Alp Gru	1.7340	15200.	85	26968	No
47	GOM_NL__2PRFIN20070428_031537_000000412057_00361_26968_3617.N1	28-APR-2007 03:15:37	Dark	41.000	148	Alp Tuc	2.8780	4100.0	82	26968	No
48	GOM_NL__2PRFIN20070428_031815_000000392057_00362_26969_3610.N1	28-APR-2007 03:18:15	Dark	39.000	45	Alp Pav	1.9400	26000.	78	26969	No
49	GOM_NL__2PRFIN20070428_032504_000000382057_00362_26969_3611.N1	28-APR-2007 03:25:04	Dark	38.000	43	Alp TrA	1.9100	4250.0	76	26969	No
50	GOM_NL__2PRFIN20070428_032715_000000392057_00362_26969_3612.N1	28-APR-2007 03:27:15	Straylight	39.000	134	Bet TrA	2.8100	6600.0	78	26969	No
51	GOM_NL__2PRFIN20070428_032923_000000432057_00362_26969_3613.N1	28-APR-2007 03:29:23	Straylight	42.500	4	Alp1Cen	-0.010000	5800.0	85	26969	No
52	GOM_NL__2PRFIN20070428_033246_000000412057_00362_26969_3614.N1	28-APR-2007 03:32:46	Straylight	40.500	78	Alp Lup	2.3040	28000.	81	26969	No
53	GOM_NL__2PRFIN20070428_033419_000000402057_00362_26969_3615.N1	28-APR-2007 03:34:19	Straylight	39.500	81	Eta Cen	2.3560	28000.	79	26969	No
54	GOM_NL__2PRFIN20070428_033628_000000452057_00362_26969_3616.N1	28-APR-2007 03:36:28	Straylight	44.500	54	5The Cen	2.0550	4500.0	89	26969	No
55	GOM_NL__2PRFIN20070428_034048_000000492057_00362_26969_3617.N1	28-APR-2007 03:40:48	Bright	48.500	169	46Gam Hya	2.9910	4700.0	97	26969	No
56	GOM_NL__2PRFIN20070428_034411_000000392057_00362_26969_3618.N1	28-APR-2007 03:44:11	Bright	39.000	15	67Alp Vir	0.97600	28000.	78	26969	No
57	GOM_NL__2PRFIN20070428_034714_000000362057_00362_26969_3619.N1	28-APR-2007 03:47:14	Bright	35.500	121	29Gam Vir	2.7400	7200.0	71	26969	No
58	GOM_NL__2PRFIN20070428_035037_000000362057_00362_26969_3620.N1	28-APR-2007 03:50:37	Bright	35.500	138	47Eps Vir	2.8280	4700.0	71	26969	No
59	GOM_NL__2PRFIN20070428_035825_000000352057_00362_26969_3621.N1	28-APR-2007 03:58:25	Bright	34.500	152	12Alp2CVn	2.8900	11000.	69	26969	No
60	GOM_NL__2PRFIN20070428_040250_000000352057_00362_26969_3622.N1	28-APR-2007 04:02:50	Bright	34.500	87	64Gam UMa	2.4330	11000.	69	26969	No
61	GOM_NL__2PRFIN20070428_040530_000000372057_00362_26969_3623.N1	28-APR-2007 04:05:30	Bright	37.000	36	50Alp UMa	1.8000	6300.0	74	26969	No
62	GOM_NL__2PRFIN20070428_040933_000000382057_00362_26969_3624.N1	28-APR-2007 04:09:33	Bright	37.500	60	7Bet UMi	2.0810	3950.0	75	26969	No
63	GOM_NL__2PRFIN20070428_041308_000000362057_00362_26969_3625.N1	28-APR-2007 04:13:08	Bright	35.500	49	1Alp UMi	1.9900	6300.0	71	26969	No
64	GOM_NL__2PRFIN20070428_042054_000000522057_00362_26969_3626.N1	28-APR-2007 04:20:54	Bright	52.000	110	37Del Cas	2.6780	8900.0	104	26969	No
65	GOM_NL__2PRFIN20070428_042219_000000352057_00362_26969_3627.N1	28-APR-2007 04:22:19	Bright	34.500	68	18Alp Cas	2.2250	4500.0	69	26969	No
66	GOM_NL__2PRFIN20070428_043113_000000452057_00362_26969_3628.N1	28-APR-2007 04:31:13	Bright	44.500	93	53Bet Peg	2.5200	3100.0	89	26969	No
67	GOM_NL__2PRFIN20070428_043504_000000432057_00362_26969_3629.N1	28-APR-2007 04:35:04	Twilight	42.500	90	54Alp Peg	2.4870	11000.	85	26969	No
68	GOM_NL__2PRFIN20070428_044745_000000452057_00362_26969_3630.N1	28-APR-2007 04:47:45	Dark	44.500	18	24Alp PsA	1.1660	9700.0	89	26969	No
69	GOM_NL__2PRFIN20070428_045148_000000422057_00362_26969_3631.N1	28-APR-2007 04:51:48	Dark	41.500	172	Gam Gru	3.0030	13100.	83	26969	No
70	GOM_NL__2PRFIN20070428_045328_000000412057_00362_26969_3632.N1	28-APR-2007 04:53:28	Dark	41.000	31	Alp Gru	1.7340	15200.	82	26969	No
71	GOM_NL__2PRFIN20070428_045614_000000372057_00362_26969_3633.N1	28-APR-2007 04:56:14	Dark	37.000	148	Alp Tuc	2.8780	4100.0	74	26969	No
72	GOM_NL__2PRFIN20070428_045852_000000442057_00363_26970_3626.N1	28-APR-2007 04:58:52	Dark	43.500	45	Alp Pav	1.9400	26000.	87	26970	No
73	GOM_NL__2PRFIN20070428_050540_000000432057_00363_26970_3627.N1	28-APR-2007 05:05:40	Dark	42.500	43	Alp TrA	1.9100	4250.0	85	26970	No
74	GOM_NL__2PRFIN20070428_050752_000000382057_00363_26970_3628.N1	28-APR-2007 05:07:52	Straylight	38.000	134	Bet TrA	2.8100	6600.0	76	26970	No
75	GOM_NL__2PRFIN20070428_051000_000000502057_00363_26970_3629.N1	28-APR-2007 05:10:00	Straylight	49.500	4	Alp1Cen	-0.010000	5800.0	99	26970	No
76	GOM_NL__2PRFIN20070428_051322_000000412057_00363_26970_3630.N1	28-APR-2007 05:13:22	Straylight	40.500	78	Alp Lup	2.3040	28000.	81	26970	No
77	GOM_NL__2PRFIN20070428_051456_000000402057_00363_26970_3631.N1	28-APR-2007 05:14:56	Straylight	40.000	81	Eta Cen	2.3560	28000.	80	26970	No
78	GOM_NL__2PRFIN20070428_051704_000000422057_00363_26970_3632.N1	28-APR-2007 05:17:04	Straylight	42.000	54	5The Cen	2.0550	4500.0	84	26970	No
79	GOM_NL__2PRFIN20070428_052125_000000402057_00363_26970_3633.N1	28-APR-2007 05:21:25	Bright	39.500	169	46Gam Hya	2.9910	4700.0	79	26970	No
80	GOM_NL__2PRFIN20070428_052447_000000382057_00363_26970_3634.N1	28-APR-2007 05:24:47	Bright	38.000	15	67Alp Vir	0.97600	28000.	76	26970	No
81	GOM_NL__2PRFIN20070428_052750_000000362057_00363_26970_3635.N1	28-APR-2007 05:27:50	Bright	35.500	121	29Gam Vir	2.7400	7200.0	71	26970	No
82	GOM_NL__2PRFIN20070428_053113_000000362057_00363_26970_3636.N1	28-APR-2007 05:31:13	Bright	35.500	138	47Eps Vir	2.8280	4700.0	71	26970	No
83	GOM_NL__2PRFIN20070428_053901_000000372057_00363_26970_3637.N1	28-APR-2007 05:39:01	Bright	37.000	152	12Alp2CVn	2.8900	11000.	74	26970	No
84	GOM_NL__2PRFIN20070428_054327_000000352057_00363_26970_3638.N1	28-APR-2007 05:43:27	Bright	35.000	87	64Gam UMa	2.4330	11000.	70	26970	No
85	GOM_NL__2PRFIN20070428_054606_000000372057_00363_26970_3639.N1	28-APR-2007 05:46:06	Bright	36.500	36	50Alp UMa	1.8000	6300.0	73	26970	No
86	GOM_NL__2PRFIN20070428_055009_000000392057_00363_26970_3640.N1	28-APR-2007 05:50:09	Bright	39.000	60	7Bet UMi	2.0810	3950.0	78	26970	No
87	GOM_NL__2PRFIN20070428_055344_000000362057_00363_26970_3641.N1	28-APR-2007 05:53:44	Bright	36.000	49	1Alp UMi	1.9900	6300.0	72	26970	No
88	GOM_NL__2PRFIN20070428_060130_000000342057_00363_26970_3642.N1	28-APR-2007 06:01:30	Bright	33.500	110	37Del Cas	2.6780	8900.0	67	26970	No
89	GOM_NL__2PRFIN20070428_060255_000000522057_00363_26970_3643.N1	28-APR-2007 06:02:55	Bright	52.000	68	18Alp Cas	2.2250	4500.0	104	26970	No
90	GOM_NL__2PRFIN20070428_061149_000000562057_00363_26970_3644.N1	28-APR-2007 06:11:49	Bright	56.000	93	53Bet Peg	2.5200	3100.0	112	26970	No
91	GOM_NL__2PRFIN20070428_061540_000000442057_00363_26970_3645.N1	28-APR-2007 06:15:40	Twilight	44.000	90	54Alp Peg	2.4870	11000.	88	26970	No
92	GOM_NL__2PRFIN20070428_062821_000000432057_00363_26970_3646.N1	28-APR-2007 06:28:21	Dark	43.000	18	24Alp PsA	1.1660	9700.0	86	26970	No
93	GOM_NL__2PRFIN20070428_063225_000000422057_00363_26970_3647.N1	28-APR-2007 06:32:25	Dark	42.000	172	Gam Gru	3.0030	13100.	84	26970	No
94	GOM_NL__2PRFIN20070428_063404_000000432057_00363_26970_3648.N1	28-APR-2007 06:34:04	Dark	42.500	31	Alp Gru	1.7340	15200.	85	26970	No
95	GOM_NL__2PRFIN20070428_063650_000000472057_00363_26970_3649.N1	28-APR-2007 06:36:50	Dark	47.000	148	Alp Tuc	2.8780	4100.0	94	26970	No
96	GOM_NL__2PRFIN20070428_063928_000000472057_00364_26971_3638.N1	28-APR-2007 06:39:28	Dark	47.000	45	Alp Pav	1.9400	26000.	94	26971	No
97	GOM_NL__2PRFIN20070428_064617_000000402057_00364_26971_3639.N1	28-APR-2007 06:46:17	Dark	39.500	43	Alp TrA	1.9100	4250.0	79	26971	No
98	GOM_NL__2PRFIN20070428_064828_000000392057_00364_26971_3640.N1	28-APR-2007 06:48:28	Straylight	39.000	134	Bet TrA	2.8100	6600.0	78	26971	No
99	GOM_NL__2PRFIN20070428_065036_000000432057_00364_26971_3641.N1	28-APR-2007 06:50:36	Straylight	43.000	4	Alp1Cen	-0.010000	5800.0	86	26971	No
100	GOM_NL__2PRFIN20070428_065359_000000412057_00364_26971_3642.N1	28-APR-2007 06:53:59	Straylight	41.000	78	Alp Lup	2.3040	28000.	82	26971	No
101	GOM_NL__2PRFIN20070428_065532_000000412057_00364_26971_3643.N1	28-APR-2007 06:55:32	Straylight	40.500	81	Eta Cen	2.3560	28000.	81	26971	No

102	GOM_NL__2PRFIN20070428_065740_000000472057_00364_26971_3644.N1	28-APR-2007 06:57:40	Straylight	46.500	54	5The Cen	2.0550	4500.0	93	26971	No
103	GOM_NL__2PRFIN20070428_070201_000000452057_00364_26971_3645.N1	28-APR-2007 07:02:01	Bright	44.500	169	46Gam Hya	2.9910	4700.0	89	26971	No
104	GOM_NL__2PRFIN20070428_070523_000000392057_00364_26971_3646.N1	28-APR-2007 07:05:23	Bright	39.000	15	67Alp Vir	0.97600	28000.	78	26971	No
105	GOM_NL__2PRFIN20070428_070826_000000362057_00364_26971_3647.N1	28-APR-2007 07:08:26	Bright	35.500	121	29Gam Vir	2.7400	7200.0	71	26971	No
106	GOM_NL__2PRFIN20070428_071149_000000372057_00364_26971_3648.N1	28-APR-2007 07:11:49	Bright	36.500	138	47Eps Vir	2.8280	4700.0	73	26971	No
107	GOM_NL__2PRFIN20070428_071937_000000352057_00364_26971_3649.N1	28-APR-2007 07:19:37	Bright	34.500	152	12Alp2CVn	2.8900	11000.	69	26971	No
108	GOM_NL__2PRFIN20070428_072403_000000362057_00364_26971_3650.N1	28-APR-2007 07:24:03	Bright	35.500	87	64Gam UMa	2.4330	11000.	71	26971	No
109	GOM_NL__2PRFIN20070428_072642_000000372057_00364_26971_3651.N1	28-APR-2007 07:26:42	Bright	37.000	36	50Alp UMa	1.8000	6300.0	74	26971	No
110	GOM_NL__2PRFIN20070428_073045_000000382057_00364_26971_3652.N1	28-APR-2007 07:30:45	Bright	38.000	60	7Bet UMi	2.0810	3950.0	76	26971	No
111	GOM_NL__2PRFIN20070428_073420_000000362057_00364_26971_3653.N1	28-APR-2007 07:34:20	Bright	36.000	49	1Alp UMi	1.9900	6300.0	72	26971	No
112	GOM_NL__2PRFIN20070428_074206_000000482057_00364_26971_3654.N1	28-APR-2007 07:42:06	Bright	47.500	110	37Del Cas	2.6780	8900.0	95	26971	No
113	GOM_NL__2PRFIN20070428_074331_000000342057_00364_26971_3655.N1	28-APR-2007 07:43:31	Bright	34.000	68	18Alp Cas	2.2250	4500.0	68	26971	No
114	GOM_NL__2PRFIN20070428_075225_000000442057_00364_26971_3656.N1	28-APR-2007 07:52:25	Bright	44.000	93	53Bet Peg	2.5200	3100.0	88	26971	No
115	GOM_NL__2PRFIN20070428_075616_000000432057_00364_26971_3657.N1	28-APR-2007 07:56:16	Twilight	43.000	90	54Alp Peg	2.4870	11000.	86	26971	No
116	GOM_NL__2PRFIN20070428_080858_000000452057_00364_26971_3658.N1	28-APR-2007 08:08:58	Dark	44.500	18	24Alp PsA	1.1660	9700.0	89	26971	No
117	GOM_NL__2PRFIN20070428_081302_000000412057_00364_26971_3659.N1	28-APR-2007 08:13:02	Dark	40.500	172	Gam Gru	3.0030	13100.	81	26971	No
118	GOM_NL__2PRFIN20070428_081441_000000412057_00364_26971_3660.N1	28-APR-2007 08:14:41	Dark	41.000	31	Alp Gru	1.7340	15200.	82	26971	No
119	GOM_NL__2PRFIN20070428_081726_000000382057_00364_26971_3661.N1	28-APR-2007 08:17:26	Dark	38.000	148	Alp Tuc	2.8780	4100.0	76	26971	No
120	GOM_NL__2PRFIN20070428_082005_000000422057_00365_26972_3663.N1	28-APR-2007 08:20:05	Dark	42.000	45	Alp Pav	1.9400	26000.	84	26972	No
121	GOM_NL__2PRFIN20070428_082653_000000412057_00365_26972_3664.N1	28-APR-2007 08:26:53	Dark	40.500	43	Alp TrA	1.9100	4250.0	81	26972	No
122	GOM_NL__2PRFIN20070428_082904_000000382057_00365_26972_3665.N1	28-APR-2007 08:29:04	Straylight	38.000	134	Bet TrA	2.8100	6600.0	76	26972	No
123	GOM_NL__2PRFIN20070428_083112_000000442057_00365_26972_3666.N1	28-APR-2007 08:31:12	Straylight	43.500	4	Alp1Cen	-0.010000	5800.0	87	26972	No
124	GOM_NL__2PRFIN20070428_083435_000000422057_00365_26972_3667.N1	28-APR-2007 08:34:35	Straylight	41.500	78	Alp Lup	2.3040	28000.	83	26972	No
125	GOM_NL__2PRFIN20070428_083608_000000422057_00365_26972_3668.N1	28-APR-2007 08:36:08	Straylight	41.500	81	Eta Cen	2.3560	28000.	83	26972	No
126	GOM_NL__2PRFIN20070428_083817_000000432057_00365_26972_3669.N1	28-APR-2007 08:38:17	Straylight	42.500	54	5The Cen	2.0550	4500.0	85	26972	No
127	GOM_NL__2PRFIN20070428_084237_000000512057_00365_26972_3670.N1	28-APR-2007 08:42:37	Bright	50.500	169	46Gam Hya	2.9910	4700.0	101	26972	No
128	GOM_NL__2PRFIN20070428_084559_000000382057_00365_26972_3671.N1	28-APR-2007 08:45:59	Bright	38.000	15	67Alp Vir	0.97600	28000.	76	26972	No
129	GOM_NL__2PRFIN20070428_084902_000000352057_00365_26972_3672.N1	28-APR-2007 08:49:02	Bright	35.000	121	29Gam Vir	2.7400	7200.0	70	26972	No
130	GOM_NL__2PRFIN20070428_085225_000000362057_00365_26972_3673.N1	28-APR-2007 08:52:25	Bright	35.500	138	47Eps Vir	2.8280	4700.0	71	26972	No
131	GOM_NL__2PRFIN20070428_090013_000000352057_00365_26972_3674.N1	28-APR-2007 09:00:13	Bright	34.500	152	12Alp2CVn	2.8900	11000.	69	26972	No
132	GOM_NL__2PRFIN20070428_090439_000000352057_00365_26972_3675.N1	28-APR-2007 09:04:39	Bright	35.000	87	64Gam UMa	2.4330	11000.	70	26972	No
133	GOM_NL__2PRFIN20070428_090718_000000362057_00365_26972_3676.N1	28-APR-2007 09:07:18	Bright	35.500	36	50Alp UMa	1.8000	6300.0	71	26972	No
134	GOM_NL__2PRFIN20070428_091120_000000382057_00365_26972_3677.N1	28-APR-2007 09:11:20	Bright	38.000	60	7Bet UMi	2.0810	3950.0	76	26972	No
135	GOM_NL__2PRFIN20070428_091456_000000342057_00365_26972_3678.N1	28-APR-2007 09:14:56	Bright	33.500	49	1Alp UMi	1.9900	6300.0	67	26972	No
136	GOM_NL__2PRFIN20070428_092243_000000342057_00365_26972_3679.N1	28-APR-2007 09:22:43	Bright	33.500	110	37Del Cas	2.6780	8900.0	67	26972	No
137	GOM_NL__2PRFIN20070428_092407_000000342057_00365_26972_3680.N1	28-APR-2007 09:24:07	Bright	34.000	68	18Alp Cas	2.2250	4500.0	68	26972	No
138	GOM_NL__2PRFIN20070428_093301_000000552057_00365_26972_3681.N1	28-APR-2007 09:33:01	Bright	54.500	93	53Bet Peg	2.5200	3100.0	109	26972	No
139	GOM_NL__2PRFIN20070428_093653_000000432057_00365_26972_3682.N1	28-APR-2007 09:36:53	Twilight	43.000	90	54Alp Peg	2.4870	11000.	86	26972	No
140	GOM_NL__2PRFIN20070428_094934_000000442057_00365_26972_3683.N1	28-APR-2007 09:49:34	Dark	44.000	18	24Alp PsA	1.1660	9700.0	88	26972	No
141	GOM_NL__2PRFIN20070428_095338_000000432057_00365_26972_3684.N1	28-APR-2007 09:53:38	Dark	42.500	172	Gam Gru	3.0030	13100.	85	26972	No
142	GOM_NL__2PRFIN20070428_095517_000000432057_00365_26972_3685.N1	28-APR-2007 09:55:17	Dark	43.000	31	Alp Gru	1.7340	15200.	86	26972	No
143	GOM_NL__2PRFIN20070428_095802_000000382057_00365_26972_3686.N1	28-APR-2007 09:58:02	Dark	38.000	148	Alp Tuc	2.8780	4100.0	76	26972	No
144	GOM_NL__2PRFIN20070428_100041_000000422057_00366_26973_3674.N1	28-APR-2007 10:00:41	Dark	42.000	45	Alp Pav	1.9400	26000.	84	26973	No
145	GOM_NL__2PRFIN20070428_100729_000000392057_00366_26973_3675.N1	28-APR-2007 10:07:29	Dark	38.500	43	Alp TrA	1.9100	4250.0	77	26973	No
146	GOM_NL__2PRFIN20070428_100941_000000402057_00366_26973_3676.N1	28-APR-2007 10:09:41	Straylight	40.000	134	Bet TrA	2.8100	6600.0	80	26973	No
147	GOM_NL__2PRFIN20070428_101148_000000532057_00366_26973_3677.N1	28-APR-2007 10:11:48	Straylight	53.000	4	Alp1Cen	-0.010000	5800.0	106	26973	No
148	GOM_NL__2PRFIN20070428_101511_000000412057_00366_26973_3678.N1	28-APR-2007 10:15:11	Straylight	40.500	78	Alp Lup	2.3040	28000.	81	26973	No
149	GOM_NL__2PRFIN20070428_101644_000000392057_00366_26973_3679.N1	28-APR-2007 10:16:44	Straylight	38.500	81	Eta Cen	2.3560	28000.	77	26973	No
150	GOM_NL__2PRFIN20070428_101853_000000432057_00366_26973_3680.N1	28-APR-2007 10:18:53	Straylight	42.500	54	5The Cen	2.0550	4500.0	85	26973	No
151	GOM_NL__2PRFIN20070428_102313_000000372057_00366_26973_3681.N1	28-APR-2007 10:23:13	Bright	36.500	169	46Gam Hya	2.9910	4700.0	73	26973	No
152	GOM_NL__2PRFIN20070428_102635_000000392057_00366_26973_3682.N1	28-APR-2007 10:26:35	Bright	38.500	15	67Alp Vir	0.97600	28000.	77	26973	No
153	GOM_NL__2PRFIN20070428_102938_000000522057_00366_26973_3683.N1	28-APR-2007 10:29:38	Bright	52.000	121	29Gam Vir	2.7400	7200.0	104	26973	No
154	GOM_NL__2PRFIN20070428_103301_000000372057_00366_26973_3684.N1	28-APR-2007 10:33:01	Bright	36.500	138	47Eps Vir	2.8280	4700.0	73	26973	No
155	GOM_NL__2PRFIN20070428_104049_000000352057_00366_26973_3685.N1	28-APR-2007 10:40:49	Bright	35.000	152	12Alp2CVn	2.8900	11000.	70	26973	No
156	GOM_NL__2PRFIN20070428_104515_000000362057_00366_26973_3686.N1	28-APR-2007 10:45:15	Bright	35.500	87	64Gam UMa	2.4330	11000.	71	26973	No
157	GOM_NL__2PRFIN20070428_104754_000000352057_00366_26973_3687.N1	28-APR-2007 10:47:54	Bright	35.000	36	50Alp UMa	1.8000	6300.0	70	26973	No
158	GOM_NL__2PRFIN20070428_105156_000000392057_00366_26973_3688.N1	28-APR-2007 10:51:56	Bright	39.000	60	7Bet UMi	2.0810	3950.0	78	26973	No
159	GOM_NL__2PRFIN20070428_105532_000000362057_00366_26973_3689.N1	28-APR-2007 10:55:32	Bright	35.500	49	1Alp UMi	1.9900	6300.0	71	26973	No
160	GOM_NL__2PRFIN20070428_110319_000000402057_00366_26973_3690.N1	28-APR-2007 11:03:19	Bright	39.500	110	37Del Cas	2.6780	8900.0	79	26973	No

161	GOM_NL__2PRFIN20070428_110443_000000322057_00366_26973_3691.N1	28-APR-2007 11:04:43	Bright	32.000	68	18Alp Cas	2.2250	4500.0	64	26973	No
162	GOM_NL__2PRFIN20070428_111337_000000432057_00366_26973_3692.N1	28-APR-2007 11:13:37	Bright	42.500	93	53Bet Peg	2.5200	3100.0	85	26973	No
163	GOM_NL__2PRFIN20070428_111729_000000412057_00366_26973_3693.N1	28-APR-2007 11:17:29	Twilight	41.000	90	54Alp Peg	2.4870	11000.	82	26973	No
164	GOM_NL__2PRFIN20070428_113010_000000442057_00366_26973_3694.N1	28-APR-2007 11:30:10	Dark	44.000	18	24Alp PsA	1.1660	9700.0	88	26973	No
165	GOM_NL__2PRFIN20070428_113415_000000412057_00366_26973_3695.N1	28-APR-2007 11:34:15	Dark	40.500	172	Gam Gru	3.0030	13100.	81	26973	No
166	GOM_NL__2PRFIN20070428_113553_000000442057_00366_26973_3696.N1	28-APR-2007 11:35:53	Dark	44.000	31	Alp Gru	1.7340	15200.	88	26973	No
167	GOM_NL__2PRFIN20070428_113839_000000372057_00367_26974_3697.N1	28-APR-2007 11:38:39	Dark	37.000	148	Alp Tuc	2.8780	4100.0	74	26974	No
168	GOM_NL__2PRFIN20070428_114118_000000402057_00367_26974_3692.N1	28-APR-2007 11:41:18	Dark	39.500	45	Alp Pav	1.9400	26000.	79	26974	No
169	GOM_NL__2PRFIN20070428_114806_000000422057_00367_26974_3693.N1	28-APR-2007 11:48:06	Dark	42.000	43	Alp TrA	1.9100	4250.0	84	26974	No
170	GOM_NL__2PRFIN20070428_115017_000000382057_00367_26974_3694.N1	28-APR-2007 11:50:17	Straylight	38.000	134	Bet TrA	2.8100	6600.0	76	26974	No
171	GOM_NL__2PRFIN20070428_115224_000000522057_00367_26974_3695.N1	28-APR-2007 11:52:24	Straylight	51.500	4	Alp1Cen	-0.010000	5800.0	103	26974	No
172	GOM_NL__2PRFIN20070428_115547_000000402057_00367_26974_3696.N1	28-APR-2007 11:55:47	Straylight	40.000	78	Alp Lup	2.3040	28000.	80	26974	No
173	GOM_NL__2PRFIN20070428_115720_000000412057_00367_26974_3697.N1	28-APR-2007 11:57:20	Straylight	40.500	81	Eta Cen	2.3560	28000.	81	26974	No
174	GOM_NL__2PRFIN20070428_115929_000000442057_00367_26974_3698.N1	28-APR-2007 11:59:29	Straylight	43.500	54	5The Cen	2.0550	4500.0	87	26974	No
175	GOM_NL__2PRFIN20070428_120349_000000522057_00367_26974_3699.N1	28-APR-2007 12:03:49	Bright	51.500	169	46Gam Hya	2.9910	4700.0	103	26974	No
176	GOM_NL__2PRFIN20070428_120711_000000392057_00367_26974_3700.N1	28-APR-2007 12:07:11	Bright	39.000	15	67Alp Vir	0.97600	28000.	78	26974	No
177	GOM_NL__2PRFIN20070428_121014_000000352057_00367_26974_3701.N1	28-APR-2007 12:10:14	Bright	35.000	121	29Gam Vir	2.7400	7200.0	70	26974	No
178	GOM_NL__2PRFIN20070428_121337_000000362057_00367_26974_3702.N1	28-APR-2007 12:13:37	Bright	35.500	138	47Eps Vir	2.8280	4700.0	71	26974	No
179	GOM_NL__2PRFIN20070428_122125_000000352057_00367_26974_3703.N1	28-APR-2007 12:21:25	Bright	34.500	152	12Alp2CVn	2.8900	11000.	69	26974	No
180	GOM_NL__2PRFIN20070428_122551_000000362057_00367_26974_3704.N1	28-APR-2007 12:25:51	Bright	35.500	87	64Gam UMa	2.4330	11000.	71	26974	No
181	GOM_NL__2PRFIN20070428_122830_000000372057_00367_26974_3705.N1	28-APR-2007 12:28:30	Bright	37.000	36	50Alp UMa	1.8000	6300.0	74	26974	No
182	GOM_NL__2PRFIN20070428_123232_000000392057_00367_26974_3706.N1	28-APR-2007 12:32:32	Bright	38.500	60	7Bet UMi	2.0810	3950.0	77	26974	No
183	GOM_NL__2PRFIN20070428_123608_000000332057_00367_26974_3707.N1	28-APR-2007 12:36:08	Bright	33.000	49	1Alp UMi	1.9900	6300.0	66	26974	No
184	GOM_NL__2PRFIN20070428_124355_000000332057_00367_26974_3708.N1	28-APR-2007 12:43:55	Bright	33.000	110	37Del Cas	2.6780	8900.0	66	26974	No
185	GOM_NL__2PRFIN20070428_124520_000000522057_00367_26974_3709.N1	28-APR-2007 12:45:20	Bright	52.000	68	18Alp Cas	2.2250	4500.0	104	26974	No
186	GOM_NL__2PRFIN20070428_125413_000000442057_00367_26974_3710.N1	28-APR-2007 12:54:13	Bright	43.500	93	53Bet Peg	2.5200	3100.0	87	26974	No
187	GOM_NL__2PRFIN20070428_125805_000000412057_00367_26974_3711.N1	28-APR-2007 12:58:05	Twilight	41.000	90	54Alp Peg	2.4870	11000.	82	26974	No
188	GOM_NL__2PRFIN20070428_131047_000000432057_00367_26974_3712.N1	28-APR-2007 13:10:47	Dark	42.500	18	24Alp PsA	1.1660	9700.0	85	26974	No
189	GOM_NL__2PRFIN20070428_131452_000000402057_00367_26974_3713.N1	28-APR-2007 13:14:52	Dark	40.000	172	Gam Gru	3.0030	13100.	80	26974	No
190	GOM_NL__2PRFIN20070428_131630_000000442057_00367_26974_3714.N1	28-APR-2007 13:16:30	Dark	43.500	31	Alp Gru	1.7340	15200.	87	26974	No
191	GOM_NL__2PRFIN20070428_131915_000000382057_00368_26975_3715.N1	28-APR-2007 13:19:15	Dark	37.500	148	Alp Tuc	2.8780	4100.0	75	26975	No
192	GOM_NL__2PRFIN20070428_132154_000000402057_00368_26975_3708.N1	28-APR-2007 13:21:54	Dark	40.000	45	Alp Pav	1.9400	26000.	80	26975	No
193	GOM_NL__2PRFIN20070428_132842_000000422057_00368_26975_3709.N1	28-APR-2007 13:28:42	Straylight	42.000	43	Alp TrA	1.9100	4250.0	84	26975	No
194	GOM_NL__2PRFIN20070428_133053_000000382057_00368_26975_3710.N1	28-APR-2007 13:30:53	Straylight	38.000	134	Bet TrA	2.8100	6600.0	76	26975	No
195	GOM_NL__2PRFIN20070428_133301_000000462057_00368_26975_3711.N1	28-APR-2007 13:33:01	Straylight	45.500	4	Alp1Cen	-0.010000	5800.0	91	26975	No
196	GOM_NL__2PRFIN20070428_133624_000000412057_00368_26975_3712.N1	28-APR-2007 13:36:24	Straylight	40.500	78	Alp Lup	2.3040	28000.	81	26975	No
197	GOM_NL__2PRFIN20070428_133757_000000402057_00368_26975_3713.N1	28-APR-2007 13:37:57	Straylight	40.000	81	Eta Cen	2.3560	28000.	80	26975	No
198	GOM_NL__2PRFIN20070428_134005_000000442057_00368_26975_3714.N1	28-APR-2007 13:40:05	Straylight	43.500	54	5The Cen	2.0550	4500.0	87	26975	No
199	GOM_NL__2PRFIN20070428_134425_000000392057_00368_26975_3715.N1	28-APR-2007 13:44:25	Bright	39.000	169	46Gam Hya	2.9910	4700.0	78	26975	No
200	GOM_NL__2PRFIN20070428_134747_000000402057_00368_26975_3716.N1	28-APR-2007 13:47:47	Bright	39.500	15	67Alp Vir	0.97600	28000.	79	26975	No
201	GOM_NL__2PRFIN20070428_135050_000000352057_00368_26975_3717.N1	28-APR-2007 13:50:50	Bright	34.500	121	29Gam Vir	2.7400	7200.0	69	26975	No
202	GOM_NL__2PRFIN20070428_135413_000000462057_00368_26975_3718.N1	28-APR-2007 13:54:13	Bright	46.000	138	47Eps Vir	2.8280	4700.0	92	26975	No
203	GOM_NL__2PRFIN20070428_140201_000000352057_00368_26975_3719.N1	28-APR-2007 14:02:01	Bright	35.000	152	12Alp2CVn	2.8900	11000.	70	26975	No
204	GOM_NL__2PRFIN20070428_140627_000000372057_00368_26975_3720.N1	28-APR-2007 14:06:27	Bright	36.500	87	64Gam UMa	2.4330	11000.	73	26975	No
205	GOM_NL__2PRFIN20070428_140906_000000372057_00368_26975_3721.N1	28-APR-2007 14:09:06	Bright	36.500	36	50Alp UMa	1.8000	6300.0	73	26975	No
206	GOM_NL__2PRFIN20070428_141307_000000382057_00368_26975_3722.N1	28-APR-2007 14:13:07	Bright	38.000	60	7Bet UMi	2.0810	3950.0	76	26975	No
207	GOM_NL__2PRFIN20070428_141644_000000332057_00368_26975_3723.N1	28-APR-2007 14:16:44	Bright	33.000	49	1Alp UMi	1.9900	6300.0	66	26975	No
208	GOM_NL__2PRFIN20070428_142431_000000342057_00368_26975_3724.N1	28-APR-2007 14:24:31	Bright	34.000	110	37Del Cas	2.6780	8900.0	68	26975	No
209	GOM_NL__2PRFIN20070428_142556_000000342057_00368_26975_3725.N1	28-APR-2007 14:25:56	Bright	34.000	68	18Alp Cas	2.2250	4500.0	68	26975	No
210	GOM_NL__2PRFIN20070428_143449_000000402057_00368_26975_3726.N1	28-APR-2007 14:34:49	Bright	40.000	93	53Bet Peg	2.5200	3100.0	80	26975	No
211	GOM_NL__2PRFIN20070428_143841_000000452057_00368_26975_3727.N1	28-APR-2007 14:38:41	Twilight	45.000	90	54Alp Peg	2.4870	11000.	90	26975	No
212	GOM_NL__2PRFIN20070428_145123_000000442057_00368_26975_3728.N1	28-APR-2007 14:51:23	Dark	43.500	18	24Alp PsA	1.1660	9700.0	87	26975	No
213	GOM_NL__2PRFIN20070428_145528_000000432057_00368_26975_3729.N1	28-APR-2007 14:55:28	Dark	42.500	172	Gam Gru	3.0030	13100.	85	26975	No
214	GOM_NL__2PRFIN20070428_145706_000000462057_00368_26975_3730.N1	28-APR-2007 14:57:06	Dark	45.500	31	Alp Gru	1.7340	15200.	91	26975	No
215	GOM_NL__2PRFIN20070428_145951_000000402057_00369_26976_3731.N1	28-APR-2007 14:59:51	Dark	39.500	148	Alp Tuc	2.8780	4100.0	79	26976	No
216	GOM_NL__2PRFIN20070428_150231_000000412057_00369_26976_3719.N1	28-APR-2007 15:02:31	Dark	40.500	45	Alp Pav	1.9400	26000.	81	26976	No
217	GOM_NL__2PRFIN20070428_150918_000000392057_00369_26976_3720.N1	28-APR-2007 15:09:18	Dark	38.500	43	Alp TrA	1.9100	4250.0	77	26976	No
218	GOM_NL__2PRFIN20070428_151129_000000382057_00369_26976_3721.N1	28-APR-2007 15:11:29	Straylight	38.000	134	Bet TrA	2.8100	6600.0	76	26976	No
219	GOM_NL__2PRFIN20070428_151337_000000462057_00369_26976_3722.N1	28-APR-2007 15:13:37	Straylight	45.500	4	Alp1Cen	-0.010000	5800.0	91	26976	No

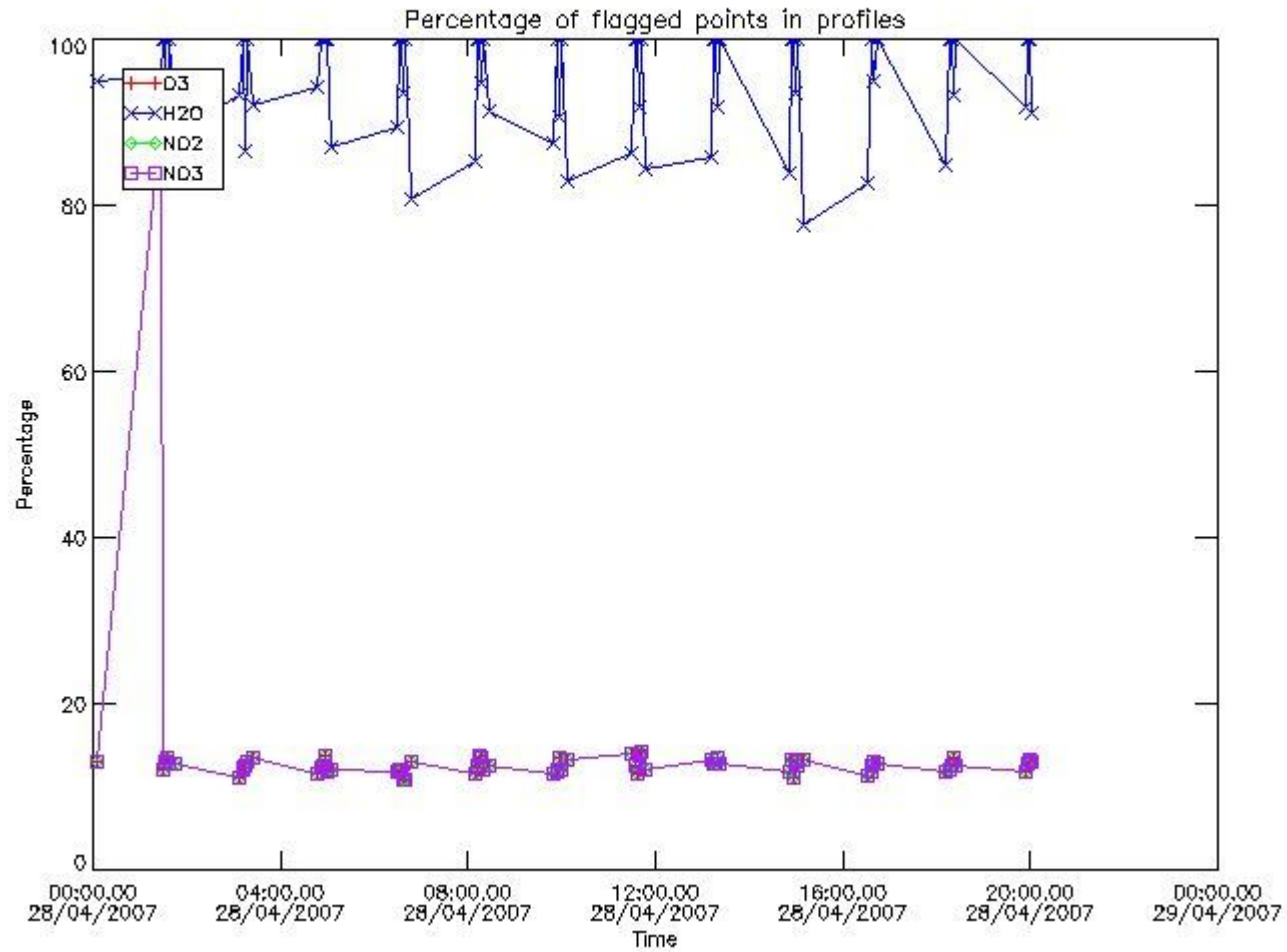
220	GOM_NL__2PRFIN20070428_151700_000000392057_00369_26976_3723.N1	28-APR-2007 15:17:00	Straylight	39.000	78	Alp Lup	2.3040	28000.	78	26976	No
221	GOM_NL__2PRFIN20070428_151833_000000402057_00369_26976_3724.N1	28-APR-2007 15:18:33	Straylight	39.500	81	Eta Cen	2.3560	28000.	79	26976	No
222	GOM_NL__2PRFIN20070428_152041_000000412057_00369_26976_3725.N1	28-APR-2007 15:20:41	Straylight	41.000	54	5The Cen	2.0550	4500.0	82	26976	No
223	GOM_NL__2PRFIN20070428_152501_000000412057_00369_26976_3726.N1	28-APR-2007 15:25:01	Bright	40.500	169	46Gam Hya	2.9910	4700.0	81	26976	No
224	GOM_NL__2PRFIN20070428_152823_000000382057_00369_26976_3727.N1	28-APR-2007 15:28:23	Bright	38.000	15	67Alp Vir	0.97600	28000.	76	26976	No
225	GOM_NL__2PRFIN20070428_153126_000000352057_00369_26976_3728.N1	28-APR-2007 15:31:26	Bright	35.000	121	29Gam Vir	2.7400	7200.0	70	26976	No
226	GOM_NL__2PRFIN20070428_153449_000000362057_00369_26976_3729.N1	28-APR-2007 15:34:49	Bright	35.500	138	47Eps Vir	2.8280	4700.0	71	26976	No
227	GOM_NL__2PRFIN20070428_154236_000000362057_00369_26976_3730.N1	28-APR-2007 15:42:36	Bright	35.500	152	12Alp2CVn	2.8900	11000.	71	26976	No
228	GOM_NL__2PRFIN20070428_154703_000000352057_00369_26976_3731.N1	28-APR-2007 15:47:03	Bright	34.500	87	64Gam UMa	2.4330	11000.	69	26976	No
229	GOM_NL__2PRFIN20070428_154943_000000372057_00369_26976_3732.N1	28-APR-2007 15:49:43	Bright	37.000	36	50Alp UMa	1.8000	6300.0	74	26976	No
230	GOM_NL__2PRFIN20070428_155343_000000392057_00369_26976_3733.N1	28-APR-2007 15:53:43	Bright	38.500	60	7Bet UMi	2.0810	3950.0	77	26976	No
231	GOM_NL__2PRFIN20070428_155720_000000362057_00369_26976_3734.N1	28-APR-2007 15:57:20	Bright	35.500	49	1Alp UMi	1.9900	6300.0	71	26976	No
232	GOM_NL__2PRFIN20070428_160507_000000342057_00369_26976_3735.N1	28-APR-2007 16:05:07	Bright	34.000	110	37Del Cas	2.6780	8900.0	68	26976	No
233	GOM_NL__2PRFIN20070428_160632_000000342057_00369_26976_3736.N1	28-APR-2007 16:06:32	Bright	34.000	68	18Alp Cas	2.2250	4500.0	68	26976	No
234	GOM_NL__2PRFIN20070428_161525_000000362057_00369_26976_3737.N1	28-APR-2007 16:15:25	Bright	36.000	93	53Bet Peg	2.5200	3100.0	72	26976	No
235	GOM_NL__2PRFIN20070428_161917_000000432057_00369_26976_3738.N1	28-APR-2007 16:19:17	Twilight	42.500	90	54Alp Peg	2.4870	11000.	85	26976	No
236	GOM_NL__2PRFIN20070428_163200_000000502057_00369_26976_3739.N1	28-APR-2007 16:32:00	Dark	49.500	18	24Alp PsA	1.1660	9700.0	99	26976	No
237	GOM_NL__2PRFIN20070428_163605_000000412057_00369_26976_3740.N1	28-APR-2007 16:36:05	Dark	40.500	172	Gam Gru	3.0030	13100.	81	26976	No
238	GOM_NL__2PRFIN20070428_163743_000000442057_00369_26976_3741.N1	28-APR-2007 16:37:43	Dark	43.500	31	Alp Gru	1.7340	15200.	87	26976	No
239	GOM_NL__2PRFIN20070428_164027_000000402057_00370_26977_3742.N1	28-APR-2007 16:40:27	Dark	39.500	148	Alp Tuc	2.8780	4100.0	79	26977	No
240	GOM_NL__2PRFIN20070428_164308_000000402057_00370_26977_3744.N1	28-APR-2007 16:43:08	Dark	40.000	45	Alp Pav	1.9400	26000.	80	26977	No
241	GOM_NL__2PRFIN20070428_164954_000000412057_00370_26977_3745.N1	28-APR-2007 16:49:54	Straylight	41.000	43	Alp TrA	1.9100	4250.0	82	26977	No
242	GOM_NL__2PRFIN20070428_165206_000000392057_00370_26977_3746.N1	28-APR-2007 16:52:06	Straylight	39.000	134	Bet TrA	2.8100	6600.0	78	26977	No
243	GOM_NL__2PRFIN20070428_165413_000000502057_00370_26977_3747.N1	28-APR-2007 16:54:13	Straylight	50.000	4	Alp1Cen	-0.010000	5800.0	100	26977	No
244	GOM_NL__2PRFIN20070428_165736_000000402057_00370_26977_3748.N1	28-APR-2007 16:57:36	Straylight	40.000	78	Alp Lup	2.3040	28000.	80	26977	No
245	GOM_NL__2PRFIN20070428_165909_000000402057_00370_26977_3749.N1	28-APR-2007 16:59:09	Straylight	39.500	81	Eta Cen	2.3560	28000.	79	26977	No
246	GOM_NL__2PRFIN20070428_170117_000000442057_00370_26977_3750.N1	28-APR-2007 17:01:17	Straylight	43.500	54	5The Cen	2.0550	4500.0	87	26977	No
247	GOM_NL__2PRFIN20070428_170537_000000382057_00370_26977_3751.N1	28-APR-2007 17:05:37	Bright	38.000	169	46Gam Hya	2.9910	4700.0	76	26977	No
248	GOM_NL__2PRFIN20070428_170859_000000402057_00370_26977_3752.N1	28-APR-2007 17:08:59	Bright	39.500	15	67Alp Vir	0.97600	28000.	79	26977	No
249	GOM_NL__2PRFIN20070428_171202_000000352057_00370_26977_3753.N1	28-APR-2007 17:12:02	Bright	35.000	121	29Gam Vir	2.7400	7200.0	70	26977	No
250	GOM_NL__2PRFIN20070428_171525_000000362057_00370_26977_3754.N1	28-APR-2007 17:15:25	Bright	35.500	138	47Eps Vir	2.8280	4700.0	71	26977	No
251	GOM_NL__2PRFIN20070428_172312_000000352057_00370_26977_3755.N1	28-APR-2007 17:23:12	Bright	35.000	152	12Alp2CVn	2.8900	11000.	70	26977	No
252	GOM_NL__2PRFIN20070428_172739_000000352057_00370_26977_3756.N1	28-APR-2007 17:27:39	Bright	35.000	87	64Gam UMa	2.4330	11000.	70	26977	No
253	GOM_NL__2PRFIN20070428_173019_000000372057_00370_26977_3757.N1	28-APR-2007 17:30:19	Bright	37.000	36	50Alp UMa	1.8000	6300.0	74	26977	No
254	GOM_NL__2PRFIN20070428_173419_000000372057_00370_26977_3758.N1	28-APR-2007 17:34:19	Bright	37.000	60	7Bet UMi	2.0810	3950.0	74	26977	No
255	GOM_NL__2PRFIN20070428_173756_000000372057_00370_26977_3759.N1	28-APR-2007 17:37:56	Bright	36.500	49	1Alp UMi	1.9900	6300.0	73	26977	No
256	GOM_NL__2PRFIN20070428_174543_000000372057_00370_26977_3760.N1	28-APR-2007 17:45:43	Bright	37.000	110	37Del Cas	2.6780	8900.0	74	26977	No
257	GOM_NL__2PRFIN20070428_174708_000000332057_00370_26977_3761.N1	28-APR-2007 17:47:08	Bright	32.500	68	18Alp Cas	2.2250	4500.0	65	26977	No
258	GOM_NL__2PRFIN20070428_175602_000000362057_00370_26977_3762.N1	28-APR-2007 17:56:02	Bright	36.000	93	53Bet Peg	2.5200	3100.0	72	26977	No
259	GOM_NL__2PRFIN20070428_175954_000000452057_00370_26977_3763.N1	28-APR-2007 17:59:54	Twilight	44.500	90	54Alp Peg	2.4870	11000.	89	26977	No
260	GOM_NL__2PRFIN20070428_181236_000000432057_00370_26977_3764.N1	28-APR-2007 18:12:36	Dark	43.000	18	24Alp PsA	1.1660	9700.0	86	26977	No
261	GOM_NL__2PRFIN20070428_181642_000000432057_00370_26977_3765.N1	28-APR-2007 18:16:42	Dark	42.500	172	Gam Gru	3.0030	13100.	85	26977	No
262	GOM_NL__2PRFIN20070428_181819_000000412057_00370_26977_3766.N1	28-APR-2007 18:18:19	Dark	41.000	31	Alp Gru	1.7340	15200.	82	26977	No
263	GOM_NL__2PRFIN20070428_182104_000000382057_00371_26978_3767.N1	28-APR-2007 18:21:04	Dark	37.500	148	Alp Tuc	2.8780	4100.0	75	26978	No
264	GOM_NL__2PRFIN20070428_182344_000000412057_00371_26978_3768.N1	28-APR-2007 18:23:44	Dark	40.500	45	Alp Pav	1.9400	26000.	81	26978	No
265	GOM_NL__2PRFIN20070428_183031_000000502057_00371_26978_3769.N1	28-APR-2007 18:30:31	Straylight	50.000	43	Alp TrA	1.9100	4250.0	100	26978	No
266	GOM_NL__2PRFIN20070428_183242_000000382057_00371_26978_3770.N1	28-APR-2007 18:32:42	Straylight	37.500	134	Bet TrA	2.8100	6600.0	75	26978	No
267	GOM_NL__2PRFIN20070428_183450_000000502057_00371_26978_3771.N1	28-APR-2007 18:34:50	Straylight	50.000	4	Alp1Cen	-0.010000	5800.0	100	26978	No
268	GOM_NL__2PRFIN20070428_183813_000000392057_00371_26978_3772.N1	28-APR-2007 18:38:13	Straylight	39.000	78	Alp Lup	2.3040	28000.	78	26978	No
269	GOM_NL__2PRFIN20070428_183946_000000412057_00371_26978_3773.N1	28-APR-2007 18:39:46	Straylight	41.000	81	Eta Cen	2.3560	28000.	82	26978	No
270	GOM_NL__2PRFIN20070428_184154_000000432057_00371_26978_3774.N1	28-APR-2007 18:41:54	Straylight	43.000	54	5The Cen	2.0550	4500.0	86	26978	No
271	GOM_NL__2PRFIN20070428_184614_000000482057_00371_26978_3775.N1	28-APR-2007 18:46:14	Bright	47.500	169	46Gam Hya	2.9910	4700.0	95	26978	No
272	GOM_NL__2PRFIN20070428_184935_000000422057_00371_26978_3776.N1	28-APR-2007 18:49:35	Bright	42.000	15	67Alp Vir	0.97600	28000.	84	26978	No
273	GOM_NL__2PRFIN20070428_185238_000000362057_00371_26978_3777.N1	28-APR-2007 18:52:38	Bright	35.500	121	29Gam Vir	2.7400	7200.0	71	26978	No
274	GOM_NL__2PRFIN20070428_185601_000000362057_00371_26978_3778.N1	28-APR-2007 18:56:01	Bright	35.500	138	47Eps Vir	2.8280	4700.0	71	26978	No
275	GOM_NL__2PRFIN20070428_190348_000000342057_00371_26978_3779.N1	28-APR-2007 19:03:48	Bright	34.000	152	12Alp2CVn	2.8900	11000.	68	26978	No
276	GOM_NL__2PRFIN20070428_190815_000000362057_00371_26978_3780.N1	28-APR-2007 19:08:15	Bright	36.000	87	64Gam UMa	2.4330	11000.	72	26978	No
277	GOM_NL__2PRFIN20070428_191055_000000372057_00371_26978_3781.N1	28-APR-2007 19:10:55	Bright	36.500	36	50Alp UMa	1.8000	6300.0	73	26978	No
278	GOM_NL__2PRFIN20070428_191455_000000382057_00371_26978_3782.N1	28-APR-2007 19:14:55	Bright	38.000	60	7Bet UMi	2.0810	3950.0	76	26978	No

279	GOM_NL__2PRFIN20070428_191832_000000342057_00371_26978_3771.N1	28-APR-2007 19:18:32	Bright	34.000	49	1Alp UMi	1.9900	6300.0	68	26978	No
280	GOM_NL__2PRFIN20070428_192619_000000342057_00371_26978_3772.N1	28-APR-2007 19:26:19	Bright	34.000	110	37Del Cas	2.6780	8900.0	68	26978	No
281	GOM_NL__2PRFIN20070428_192744_000000522057_00371_26978_3773.N1	28-APR-2007 19:27:44	Bright	52.000	68	18Alp Cas	2.2250	4500.0	104	26978	No
282	GOM_NL__2PRFIN20070428_193637_000000282057_00371_26978_3774.N1	28-APR-2007 19:36:37	Bright	28.000	93	53Bet Peg	2.5200	3100.0	56	26978	No
283	GOM_NL__2PRFIN20070428_194030_000000452057_00371_26978_3775.N1	28-APR-2007 19:40:30	Twilight	45.000	90	54Alp Peg	2.4870	11000.	90	26978	No
284	GOM_NL__2PRFIN20070428_195312_000000432057_00371_26978_3776.N1	28-APR-2007 19:53:12	Dark	43.000	18	24Alp PsA	1.1660	9700.0	86	26978	No
285	GOM_NL__2PRFIN20070428_195718_000000402057_00371_26978_3777.N1	28-APR-2007 19:57:18	Dark	40.000	172	Gam Gru	3.0030	13100.	80	26978	No
286	GOM_NL__2PRFIN20070428_195856_000000392057_00371_26978_3778.N1	28-APR-2007 19:58:56	Dark	38.500	31	Alp Gru	1.7340	15200.	77	26978	No
287	GOM_NL__2PRFIN20070428_200140_000000392057_00372_26979_3779.N1	28-APR-2007 20:01:40	Dark	39.000	148	Alp Tuc	2.8780	4100.0	78	26979	No

3. Quality information per product

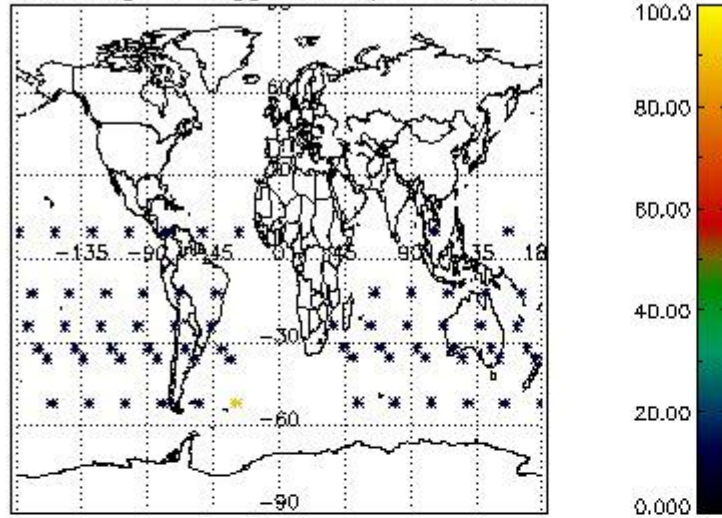
In this section it is plotted some information contained in the Quality Summary data set of the level 2 products. Only products in dark limb conditions and without errors (error flag in the MPH set to "0") are used.

3.1 Plot quality information per product (time dependant)

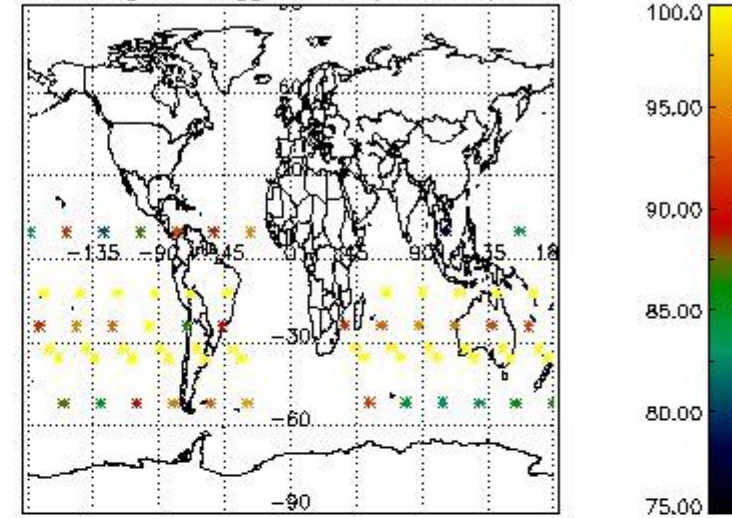


3.2 Plot quality information per product (world map)

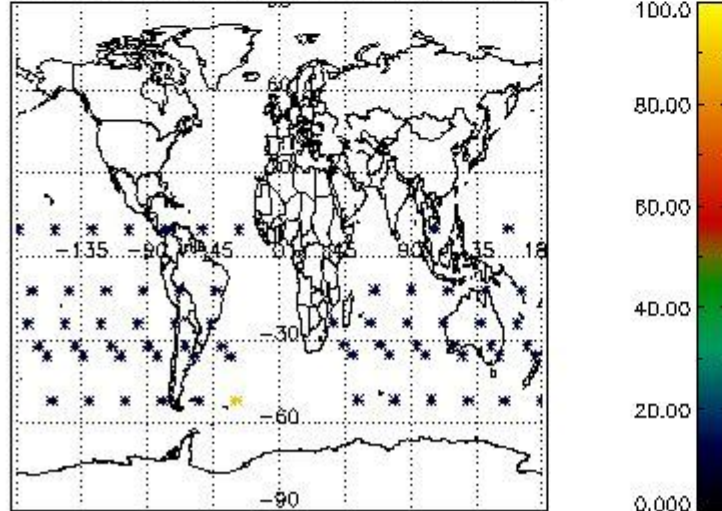
Percentage of flagged data per O3 profile



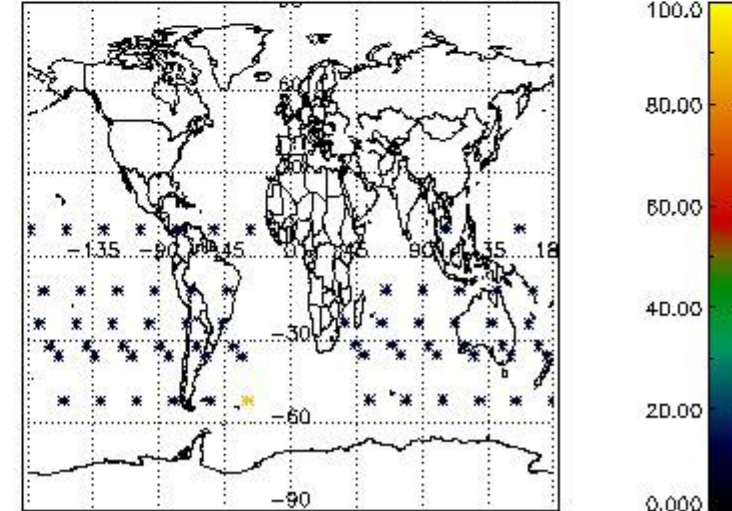
Percentage of flagged data per H2O profile



Percentage of flagged data per NO2 profile



Percentage of flagged data per NO3 profile

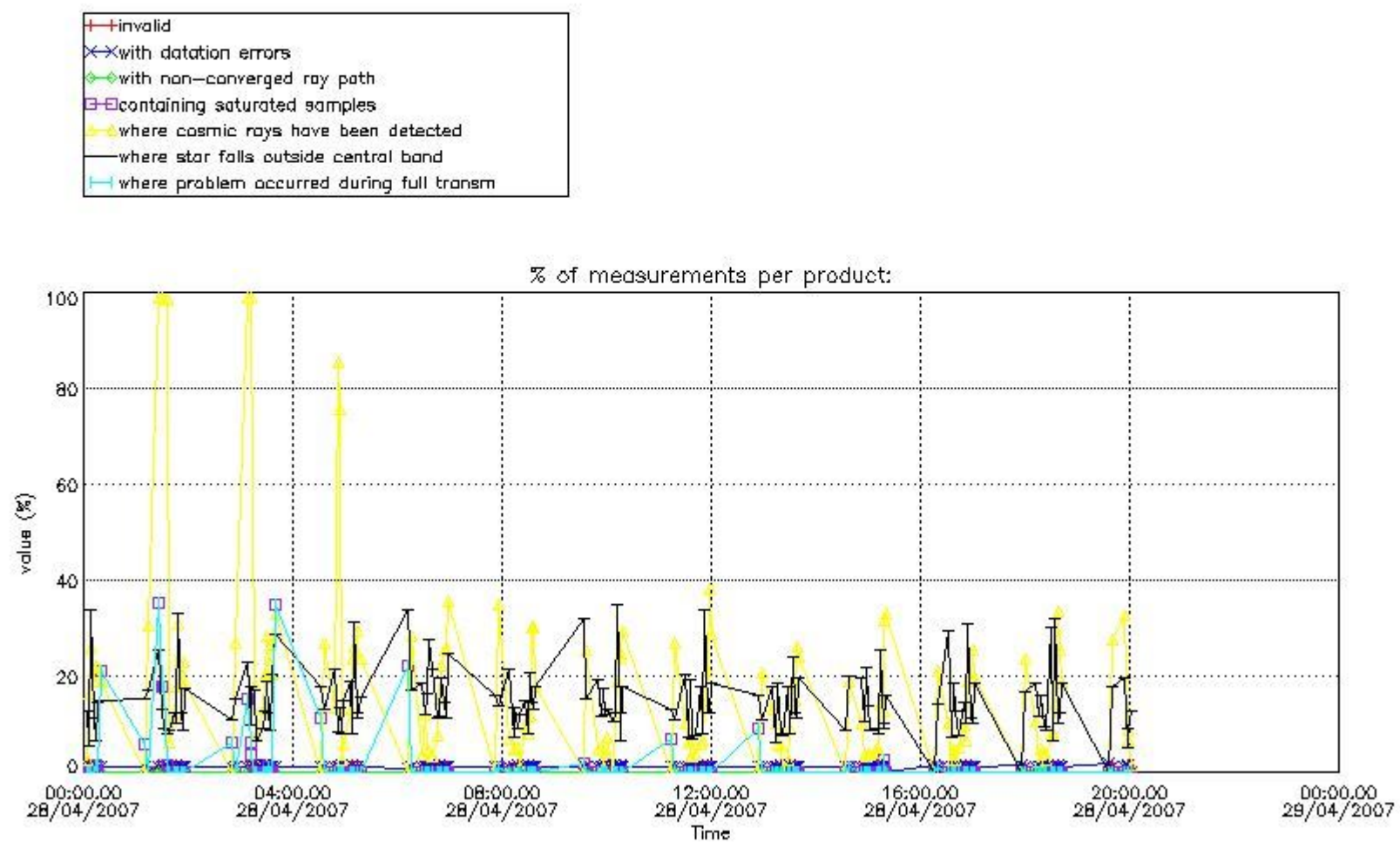


4. Level 1 quality information per product

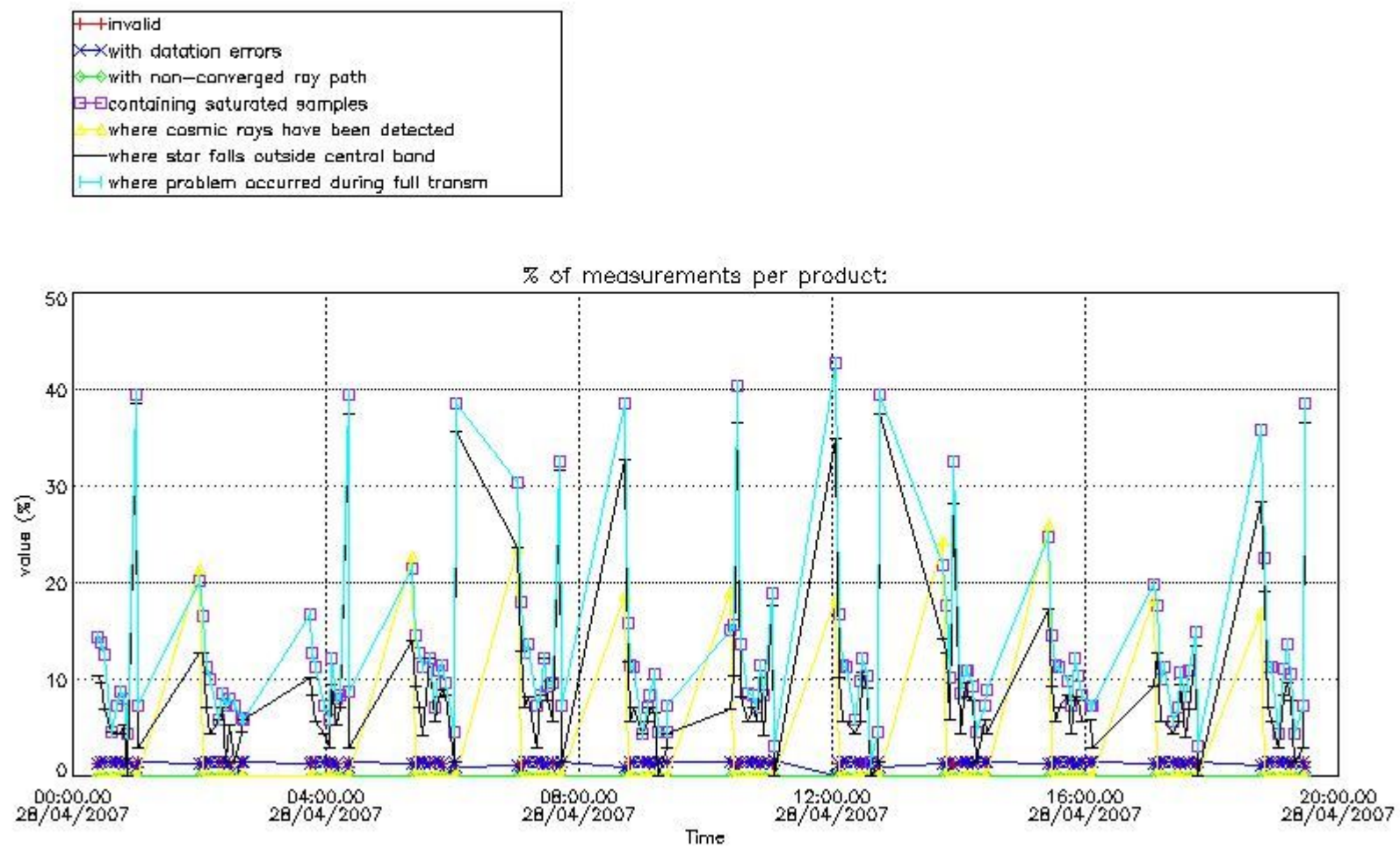
In this section it is plotted some information contained in the Quality Summary data set of the level 2 products that comes from the level 1b processing. Products without errors (error flag in the MPH set to "0") are used.

4.1 Plot quality information per product (time dependant) coming from level 1b processing

4.1.1 Plot level 1 quality information per product (time dependant): ENVISAT ASCENDING passes

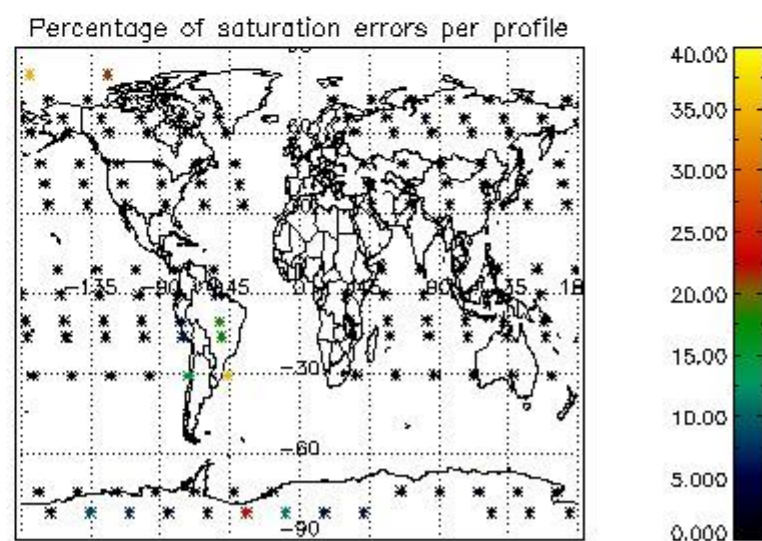
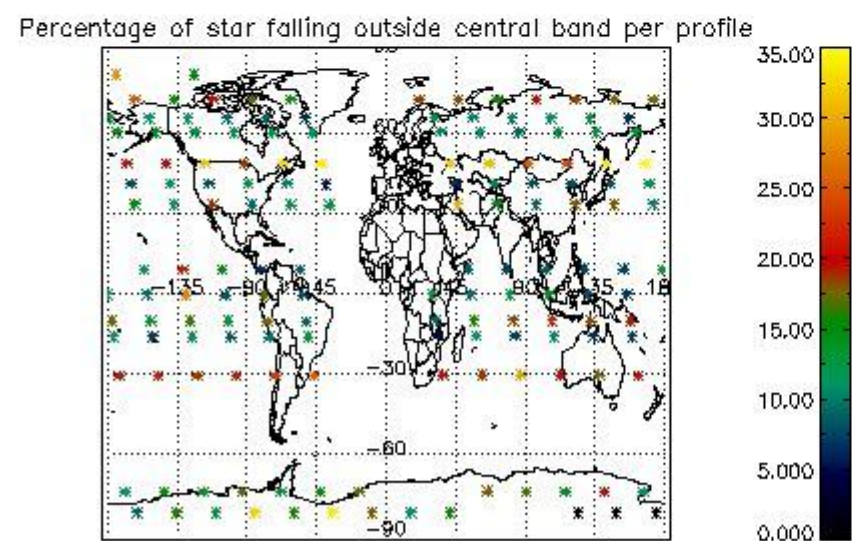
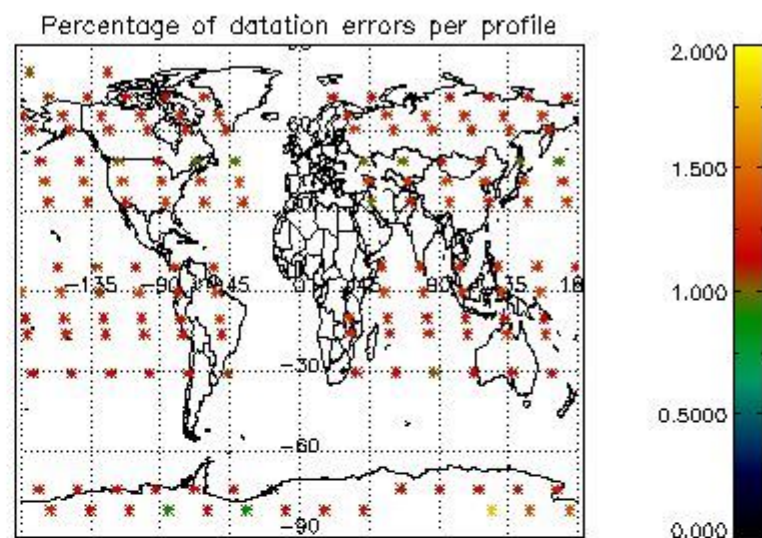
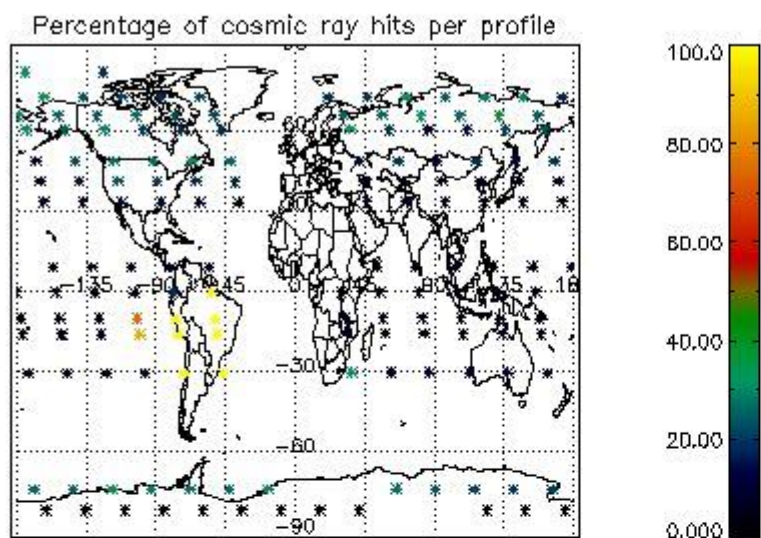


4.1.2 Plot level 1 quality information per product (time dependant): ENVI SAT DESCENDING passes

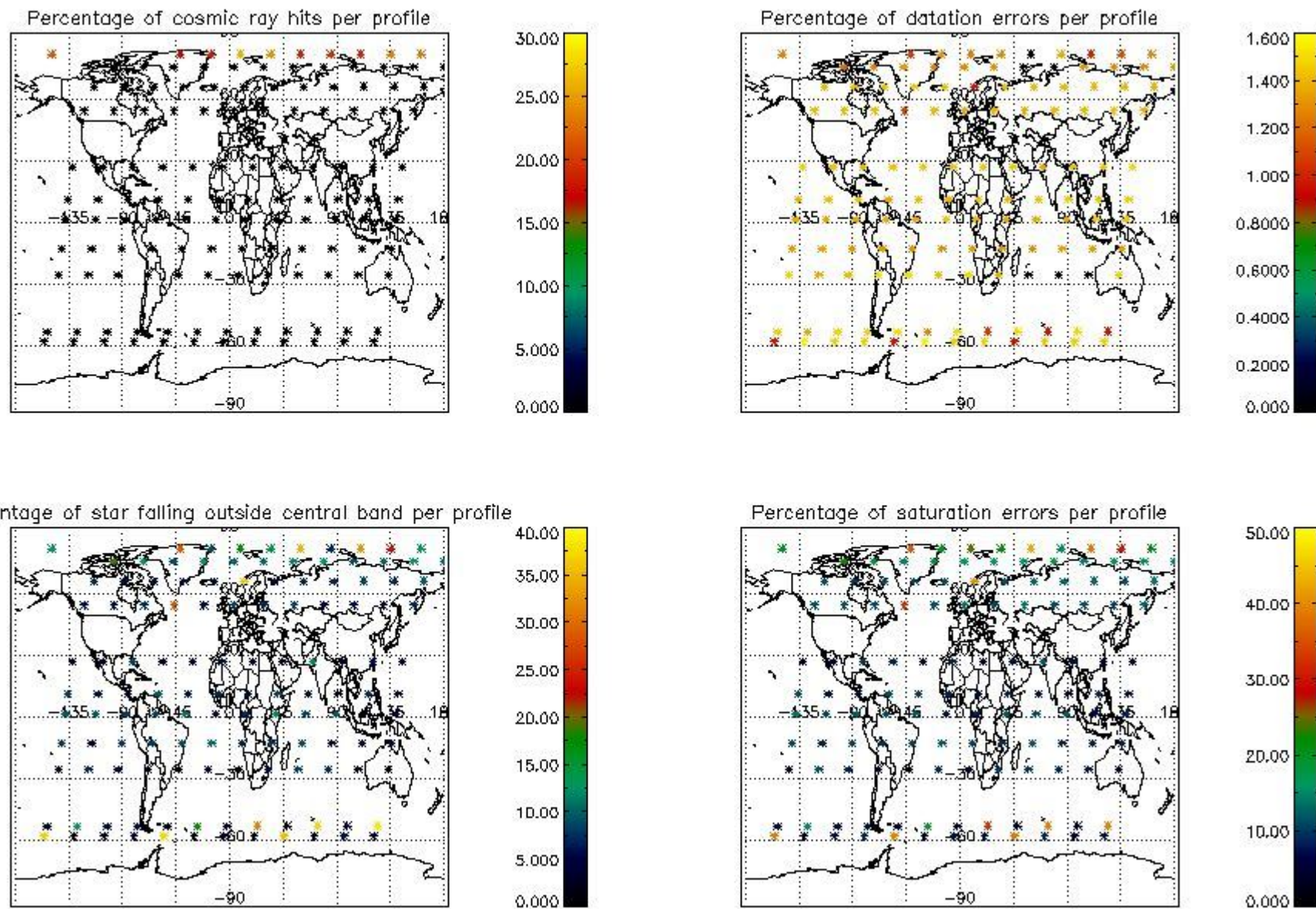


4.2 Plot quality information per product coming from level 1b processing (world map)

4.2.1 Plot level 1 quality information per product (world map): ENVISAT ASCENDING passes



4.2.2 Plot level 1 quality information per product (world map): ENVISAT DESCENDING passes



5. Trace gas profiles

5.1 Ozone statistics based on quality of products

The final quality of the products can be "measured" using the STD (Standard Deviation) attached to every point profile. This information is written to the parameter GOM_NL__2P/NL_LOCAL_SPECIES_DENSITY/o3_std of the level 2 products. The table below shows the statistics for given STD ranges.

The statistics are given with respect to the overall valid production:

- Products without fatal errors: GOM_NL__2P/MPH/PRODUCT_ERR=0
- Valid point profile: GOM_NL__2P/NL_LOCAL_SPECIES_DENSITY/pcd(0)=0

The 'Criteria' is applied to valid points of dark limb products:

- Products in dark limb illumination condition: GOM_NL__2P/NL_SUMMARY_QUALITY/obs_ill_cond=0
- Products without fatal errors: GOM_NL__2P/MPH/PRODUCT_ERR=0
- Valid point profile: GOM_NL__2P/NL_LOCAL_SPECIES_DENSITY/pcd(0)=0

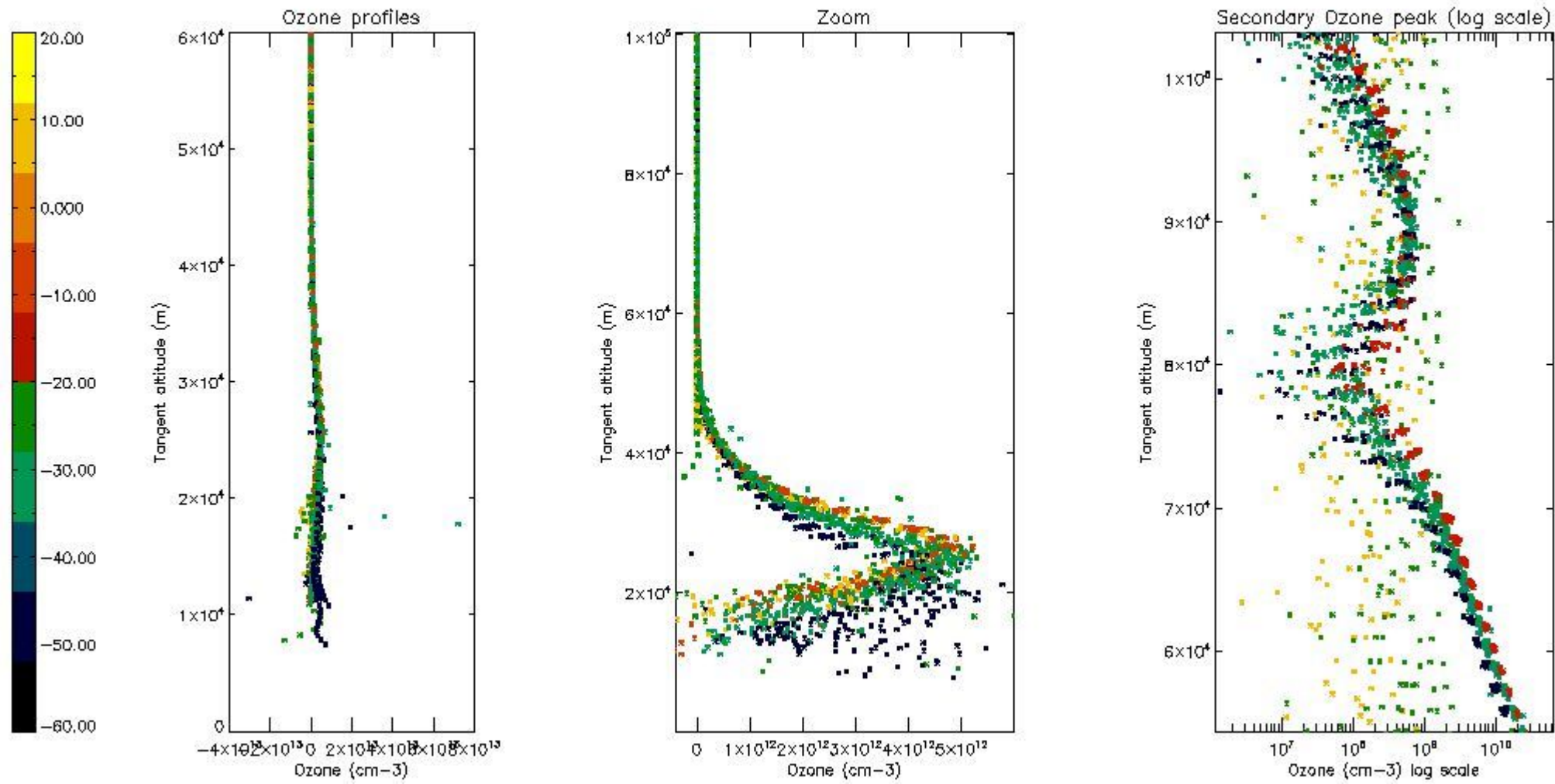
So, the table below shows the percentage of dark limb and valid observations for each criteria with respect to the overall valid daily observations.

Criteria	% of total production
All STD	25
STD < 20	13

STD < 10	10
STD < 5	7

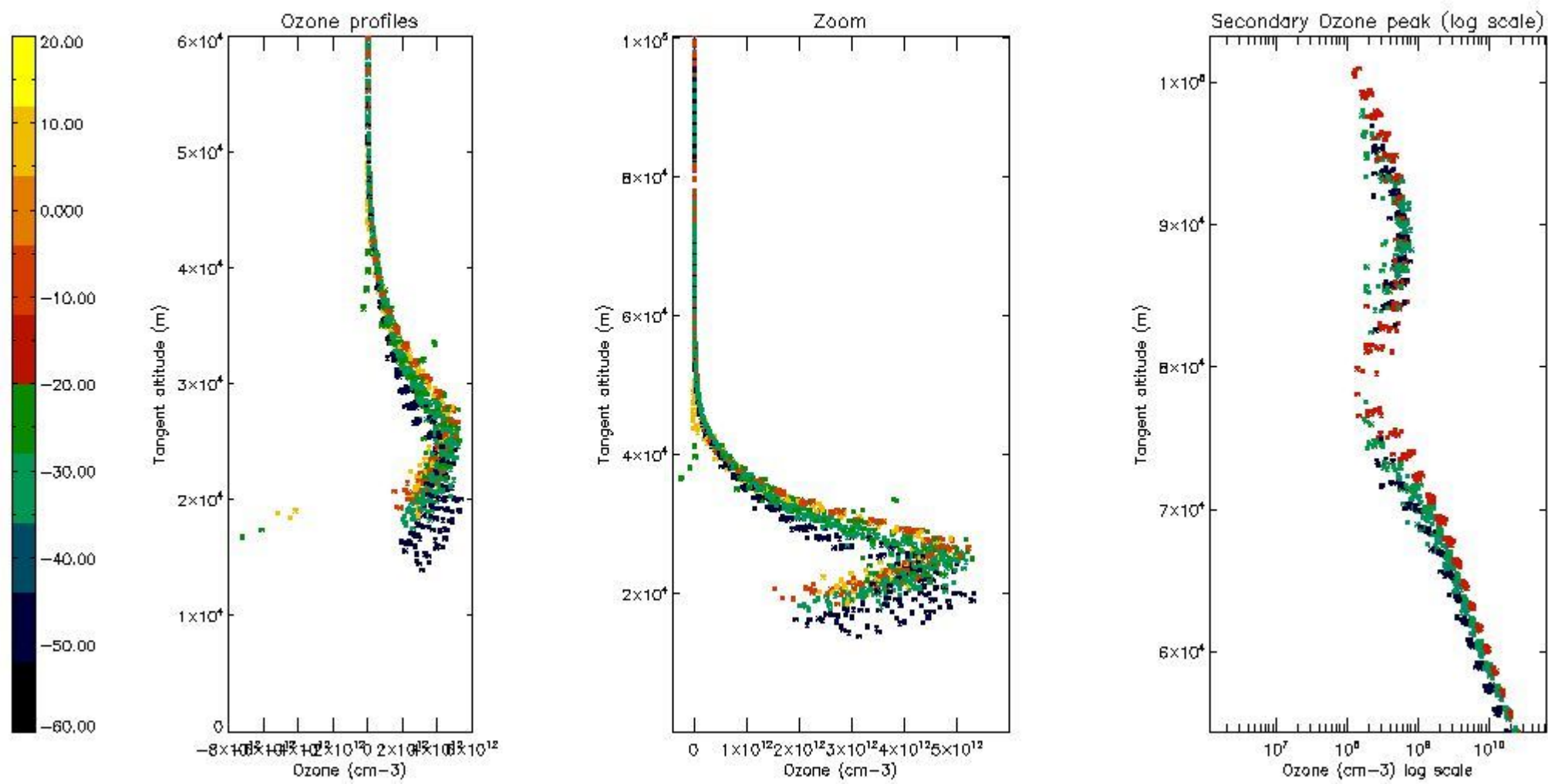
5.2 Plot ozone profiles for all STD (dark without errors)

The colorbar represents the latitude.



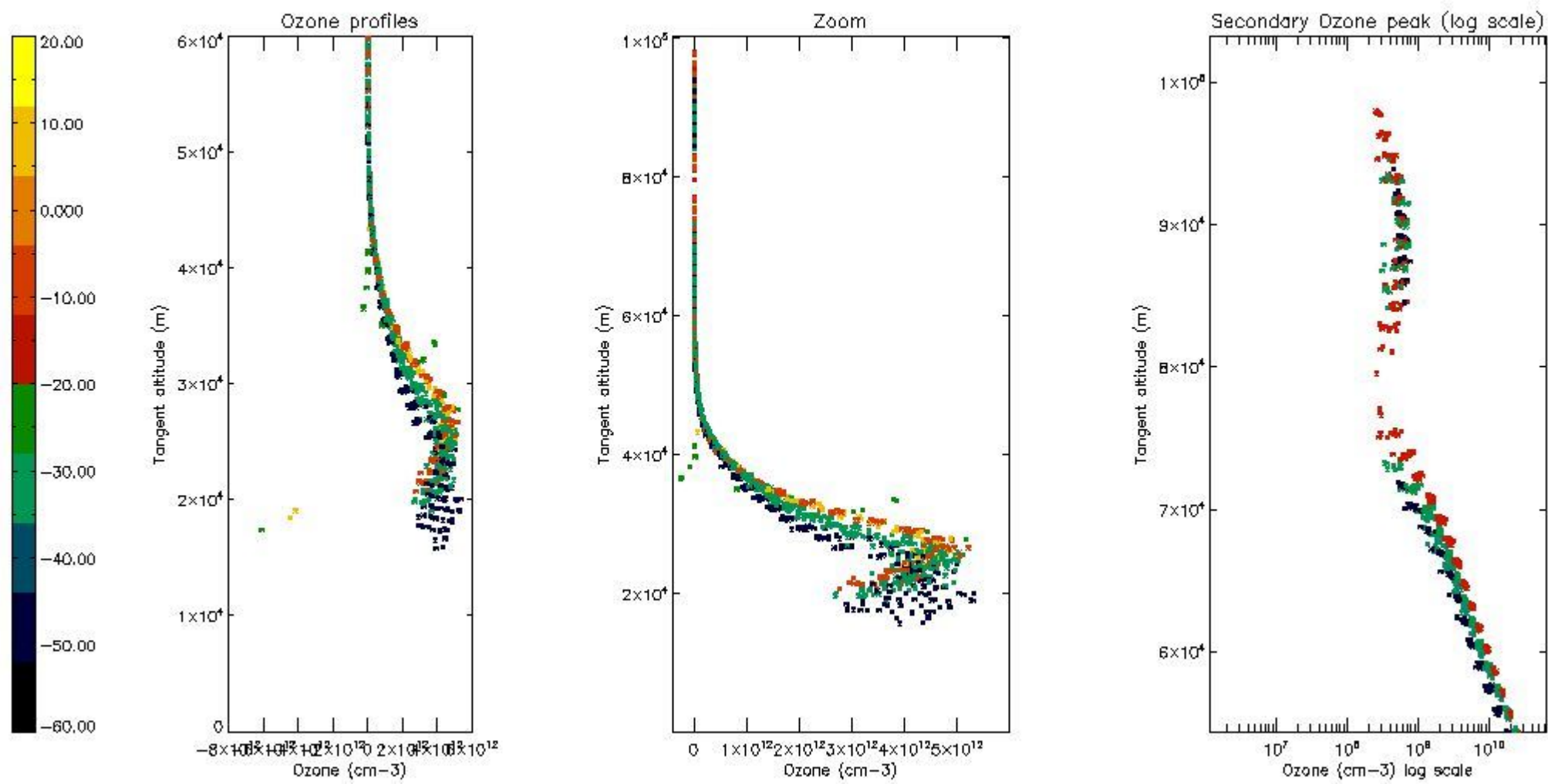
5.3 Plot ozone profiles where STD < 20% (dark without errors)

The colorbar represents the latitude.



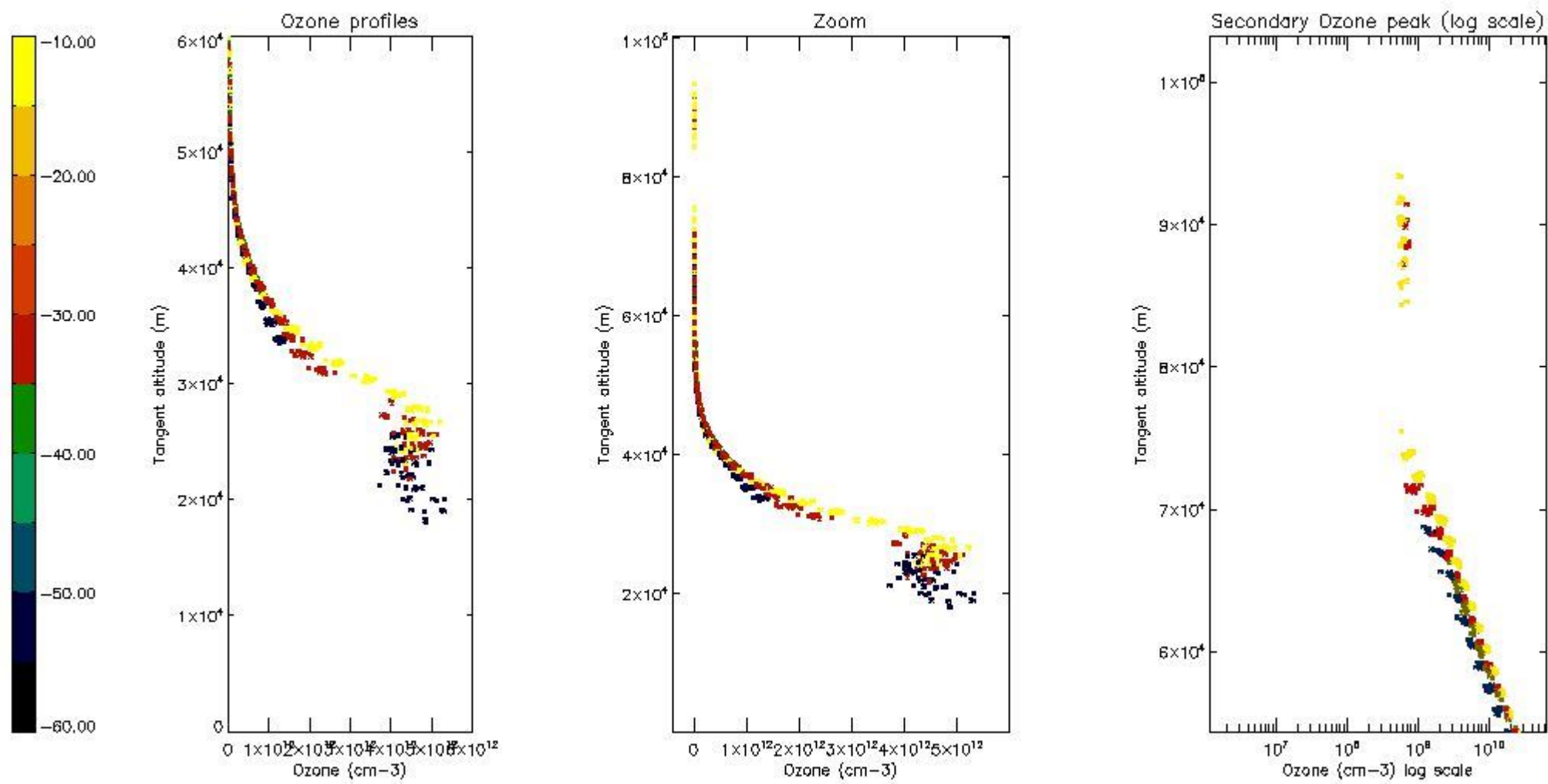
5.4 Plot ozone profiles where STD < 10% (dark without errors)

The colorbar represents the latitude.



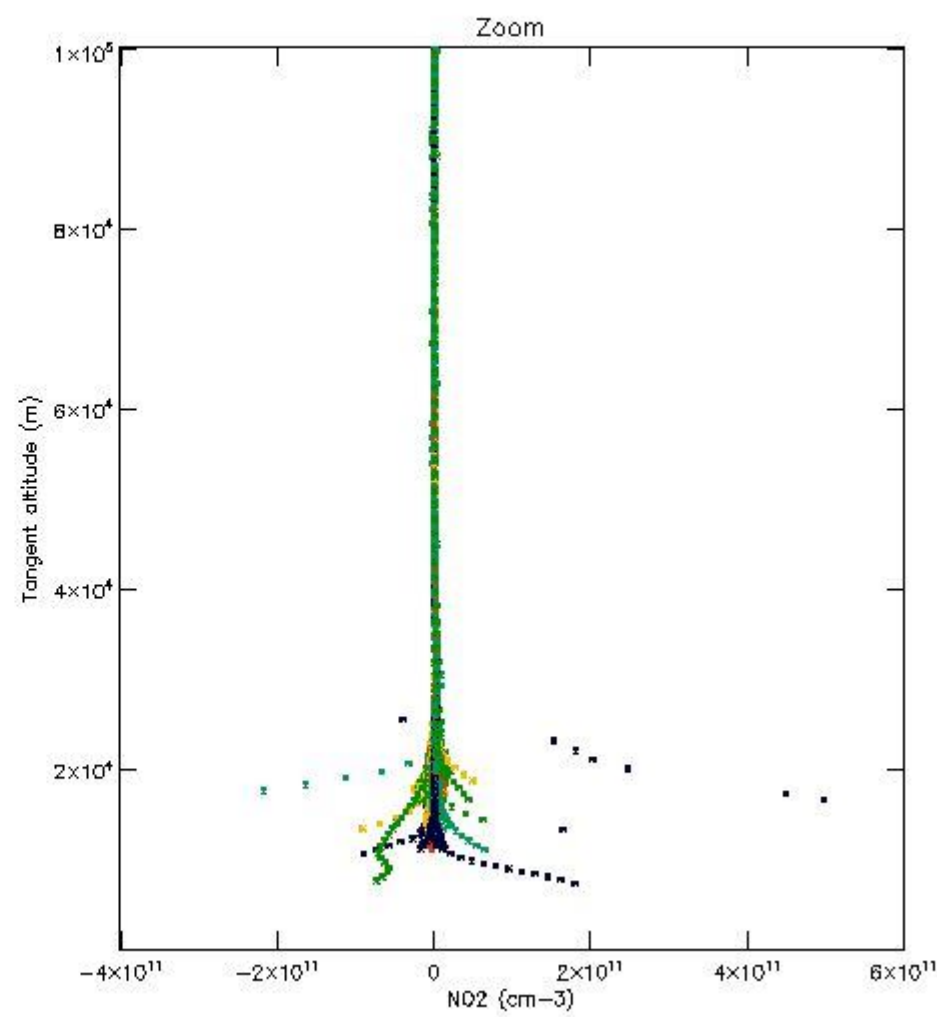
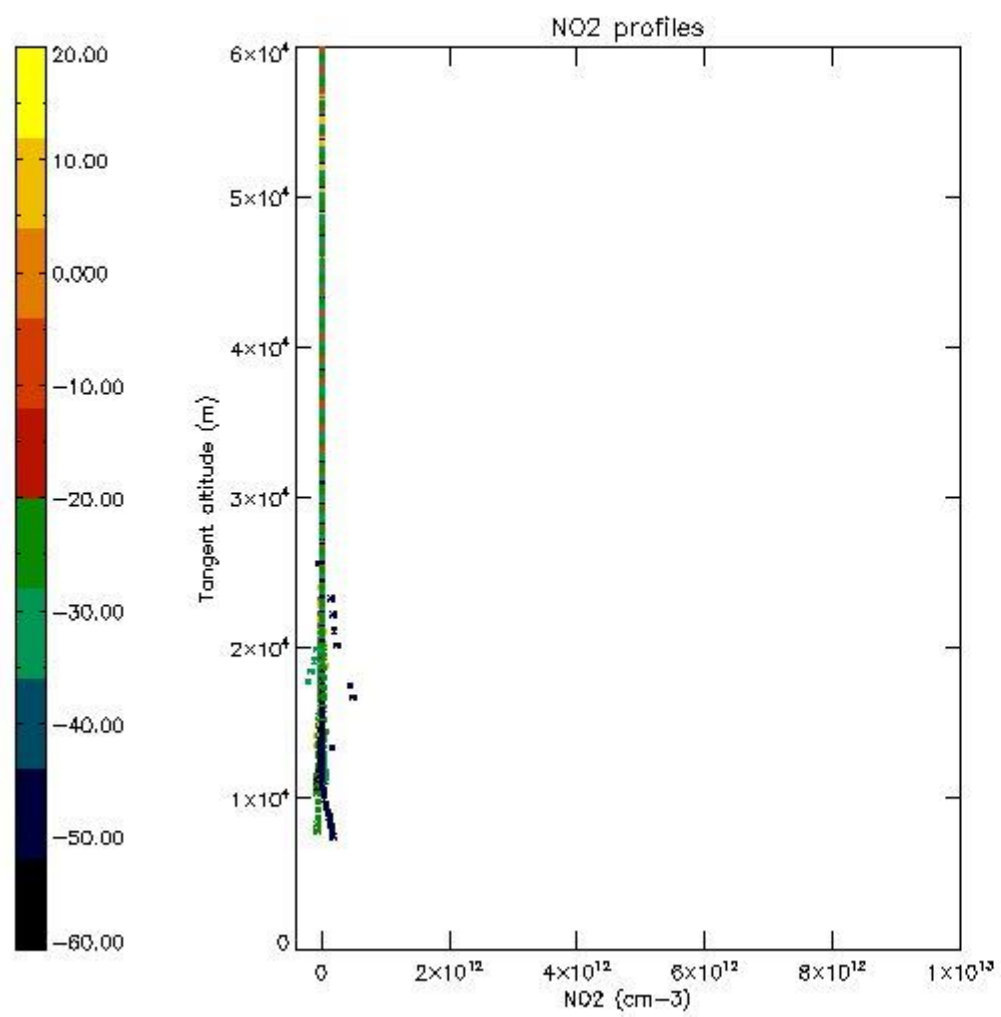
5.5 Plot ozone profiles where STD < 5% (dark without errors)

The colorbar represents the latitude.



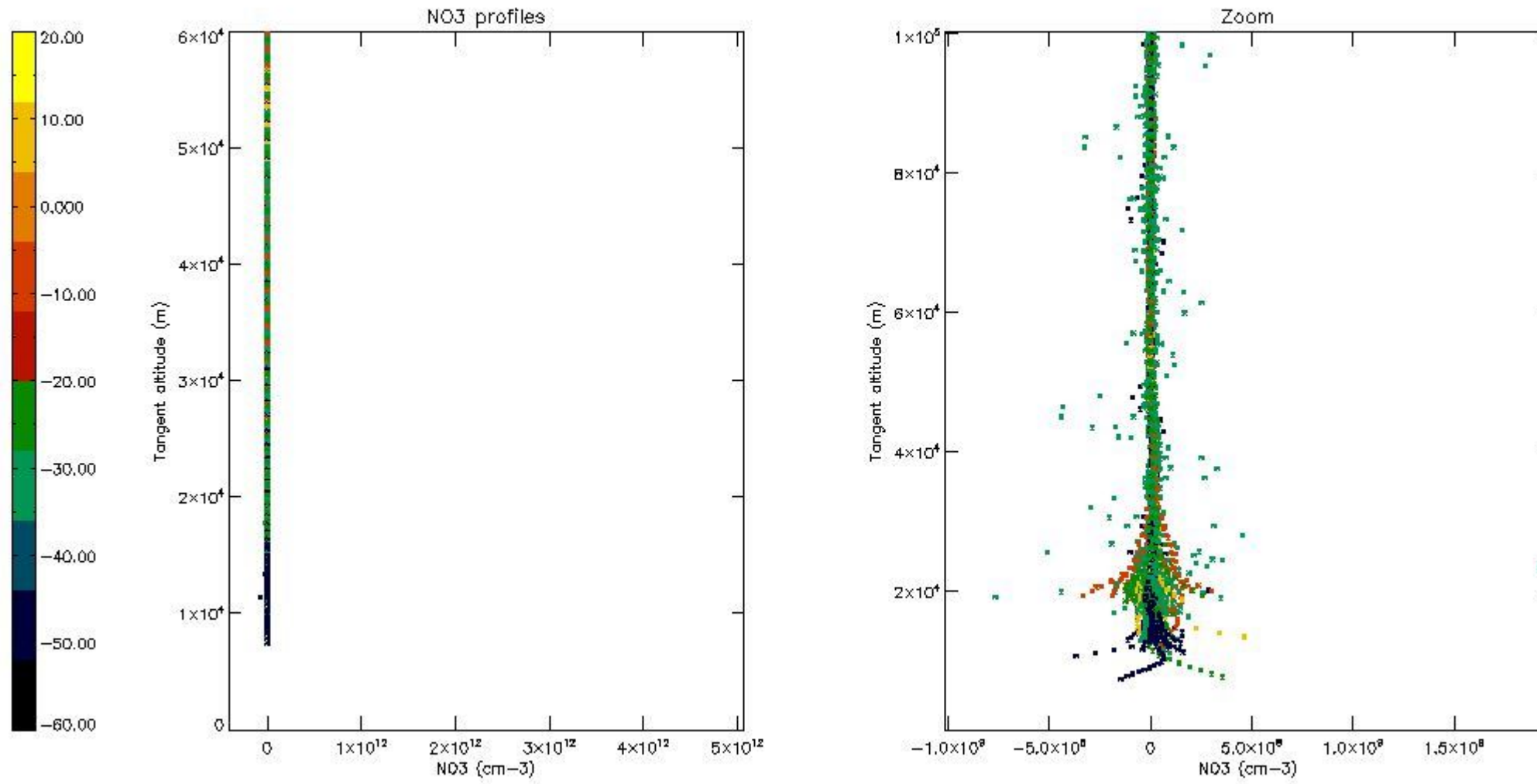
5.6 Plot NO₂ profiles for all STD (dark without errors)

The colorbar represents the latitude.



5.7 Plot NO3 profiles for all STD (dark without errors)

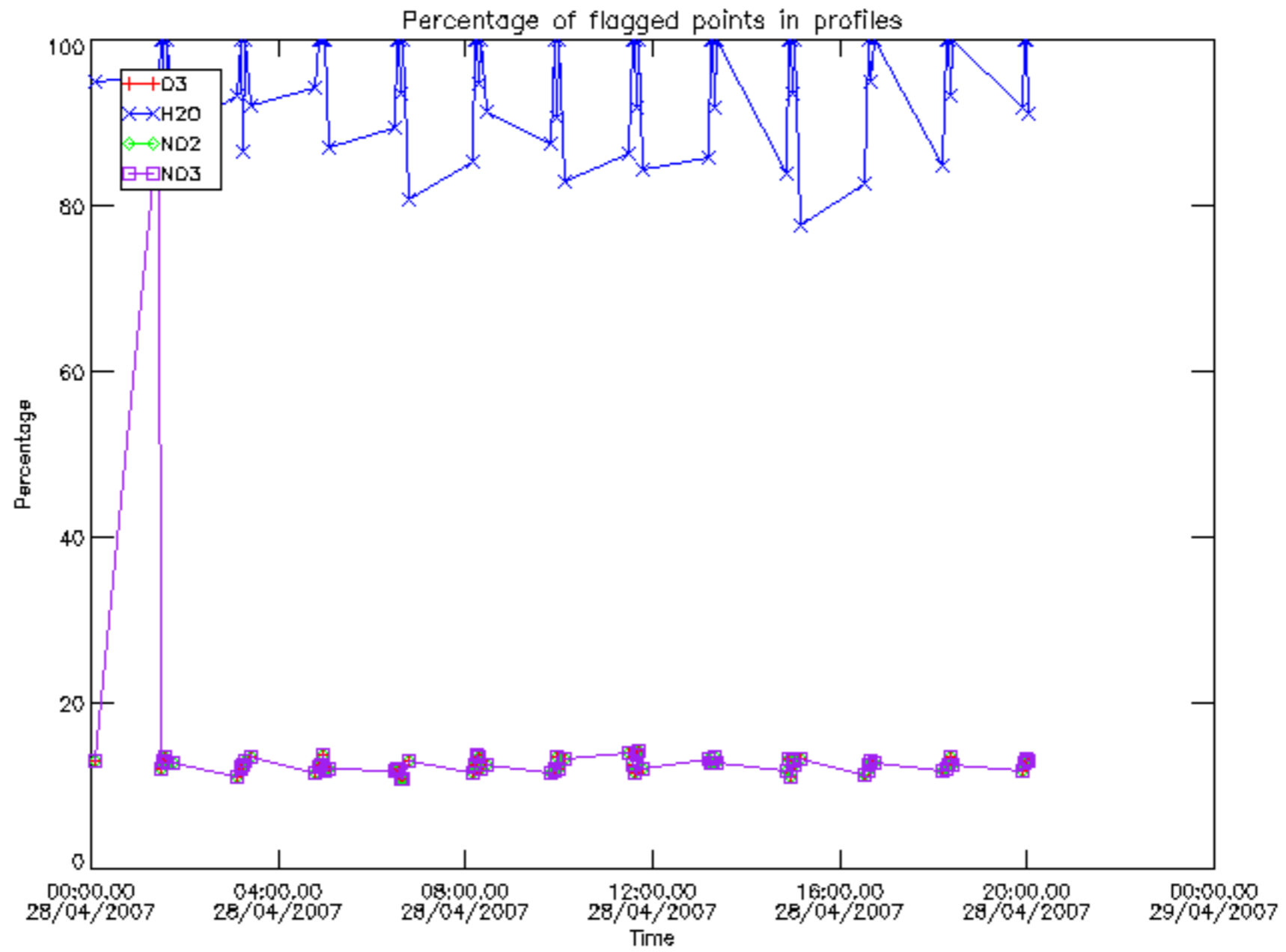
The colorbar represents the latitude.



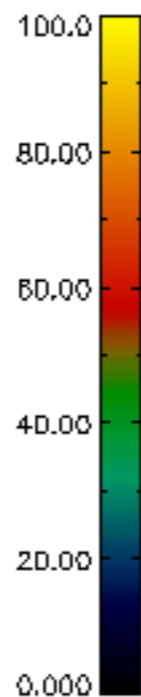
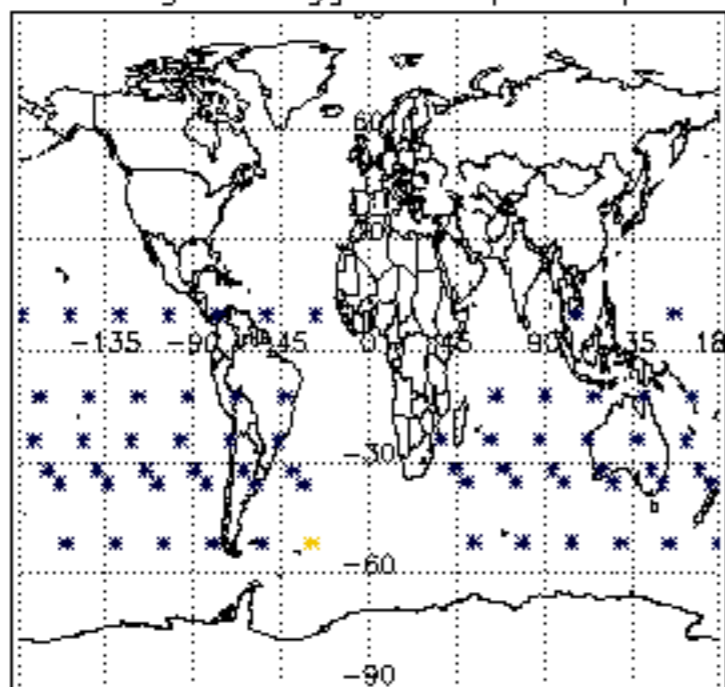
6. Auxiliary Data Files used for the production reported in section 2

The number reported in the third column indicates since which file (see list in section 2) the corresponding auxiliary file has been used. The fourth column is the date of those product files.

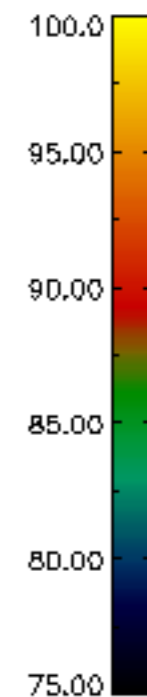
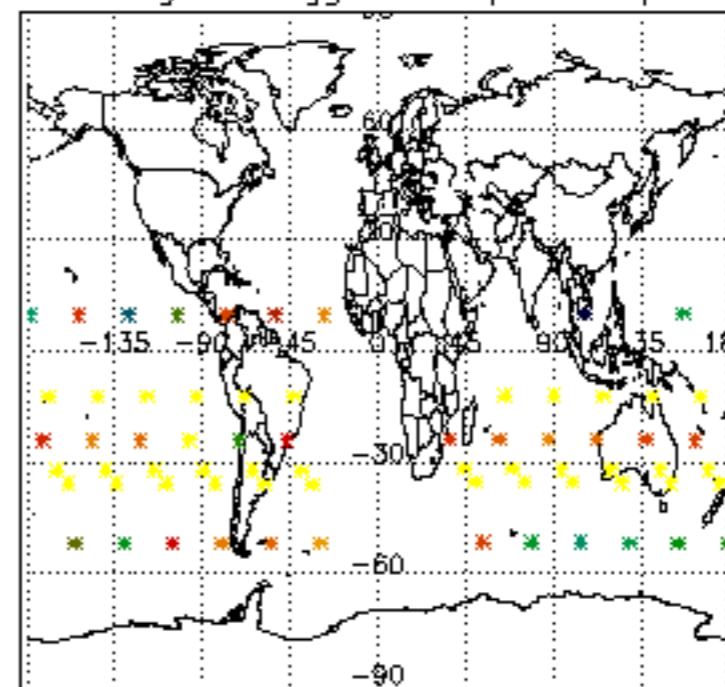
Type	Auxiliary Filename	Used since product	Used since product date
INST_PHYS_CHARACTERISTICS	GOM_INS_AXVIEC20091111_143220_20030716_120000_20500101_000000	1	28-APR-2007 00:03:51
LEVEL-2_PROC_CONFIG	GOM_PR2_AXVIEC20091111_152718_20020301_000000_20500101_000000	1	28-APR-2007 00:03:51
CROSS_SECTIONS_FILE	GOM_CRS_AXVIEC20091111_154832_20020301_000000_20500101_000000	1	28-APR-2007 00:03:51



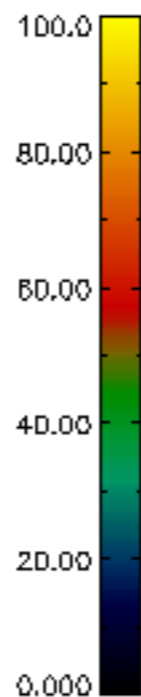
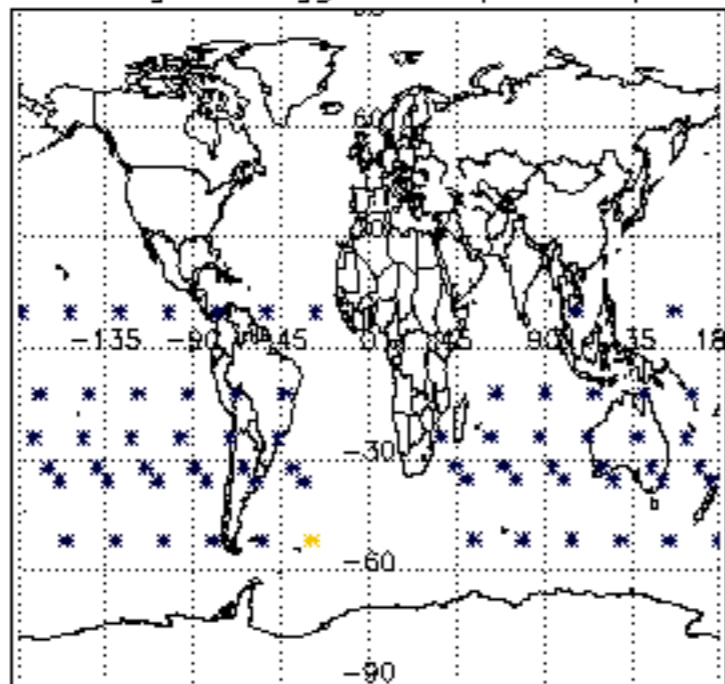
Percentage of flagged data per D3 profile



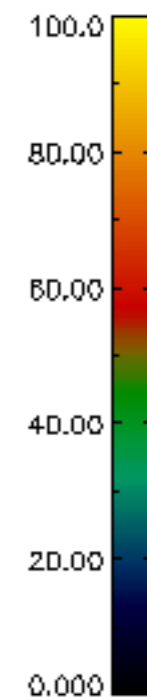
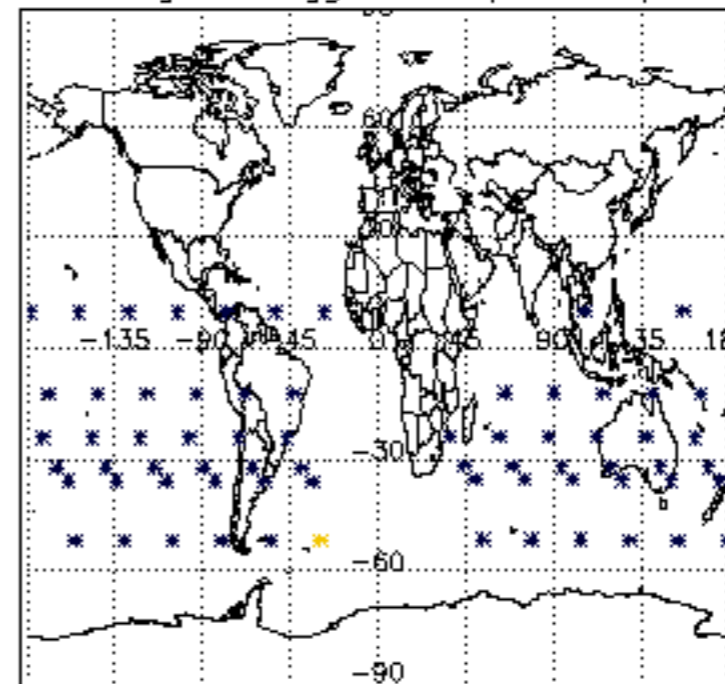
Percentage of flagged data per H2O profile

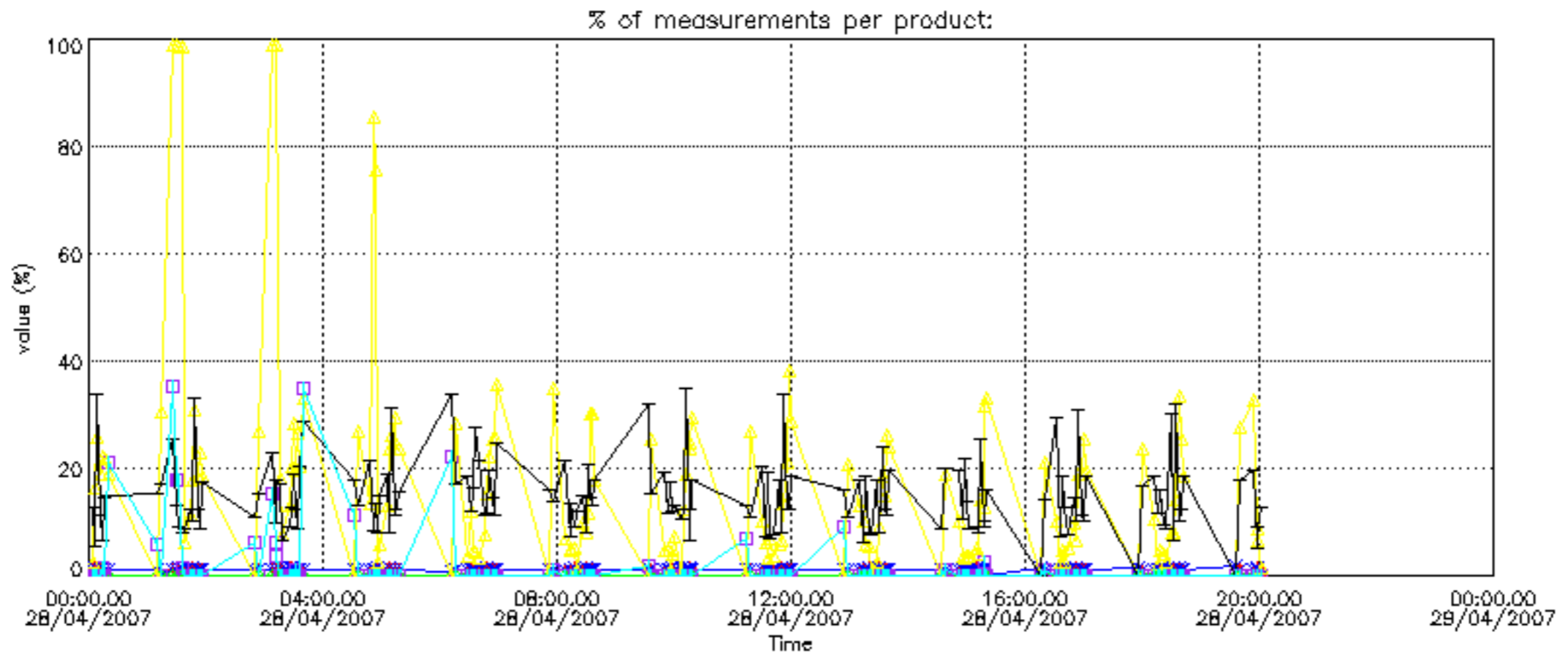


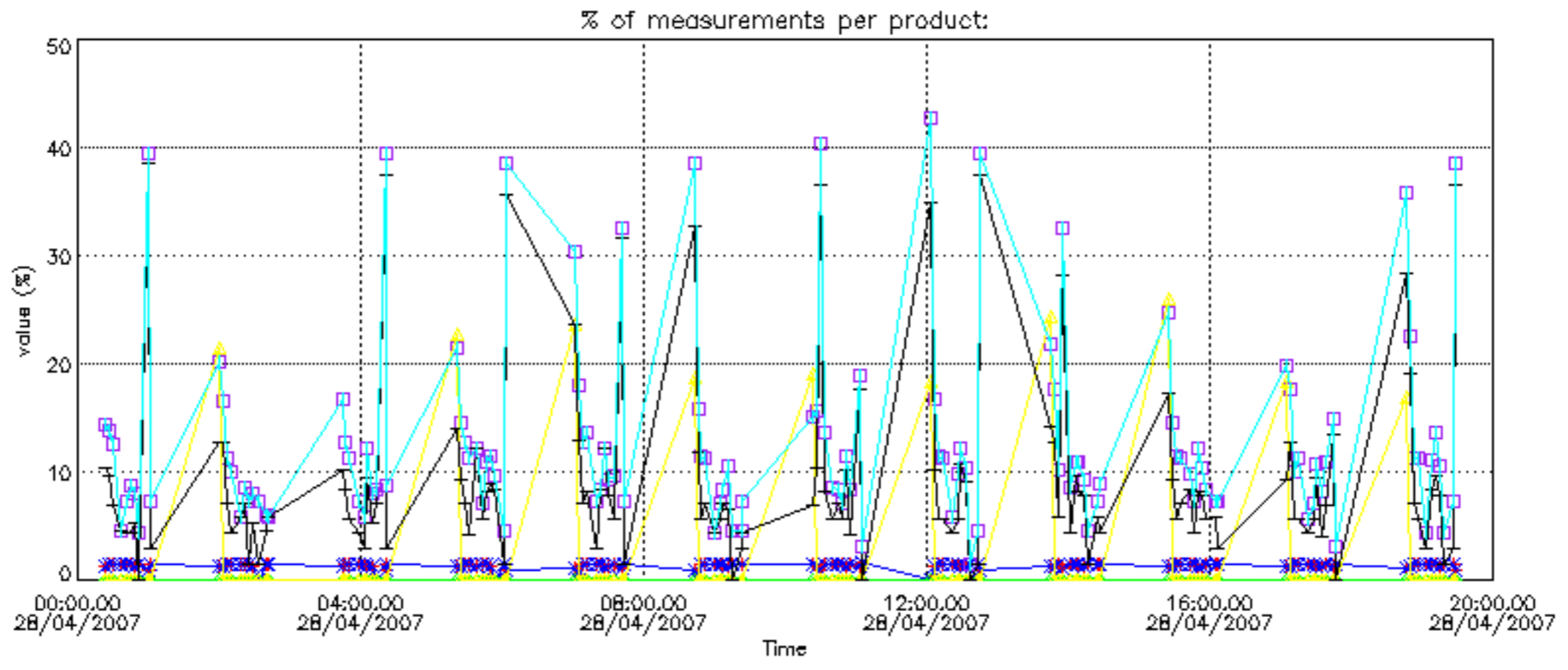
Percentage of flagged data per NO2 profile



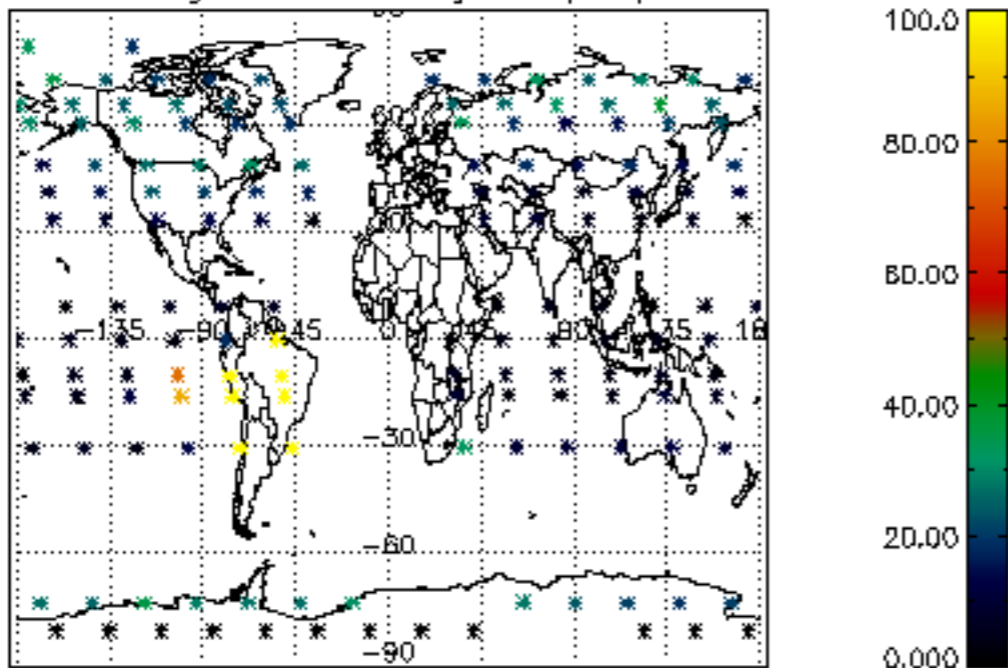
Percentage of flagged data per NO3 profile



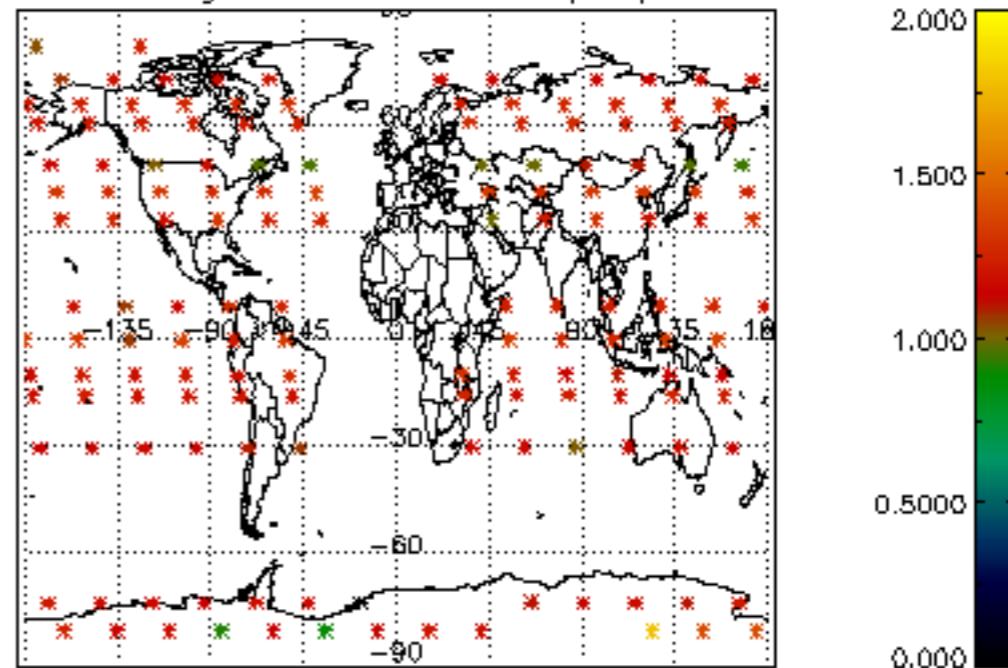




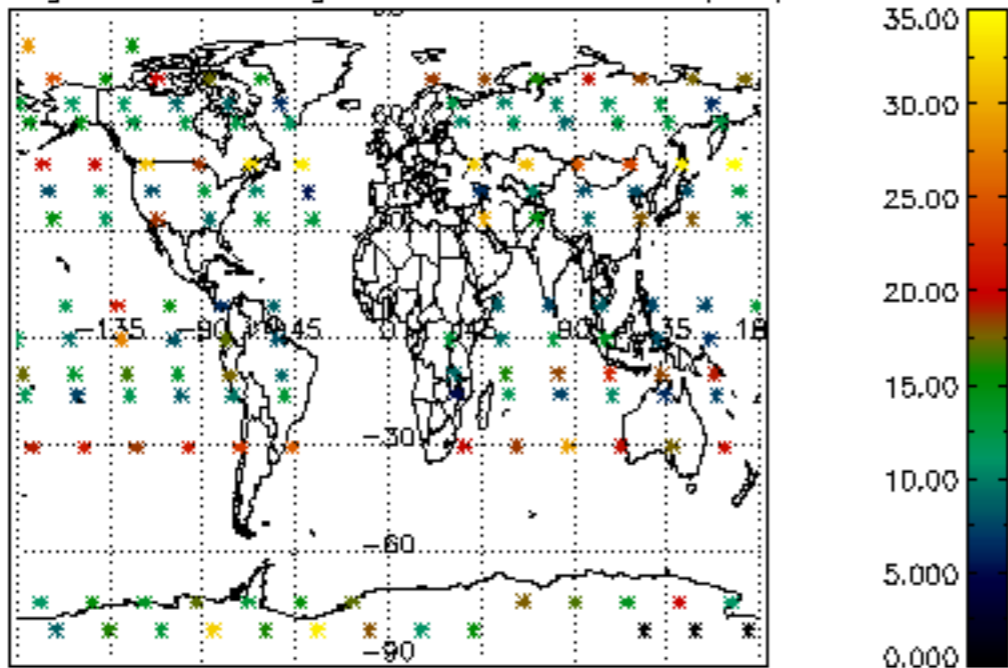
Percentage of cosmic ray hits per profile



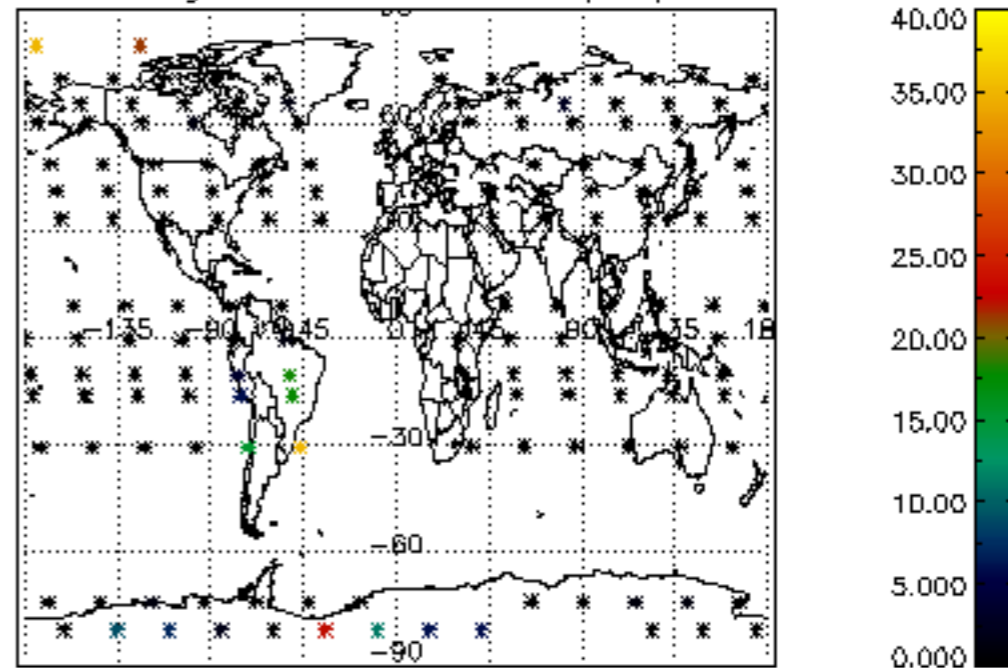
Percentage of datation errors per profile



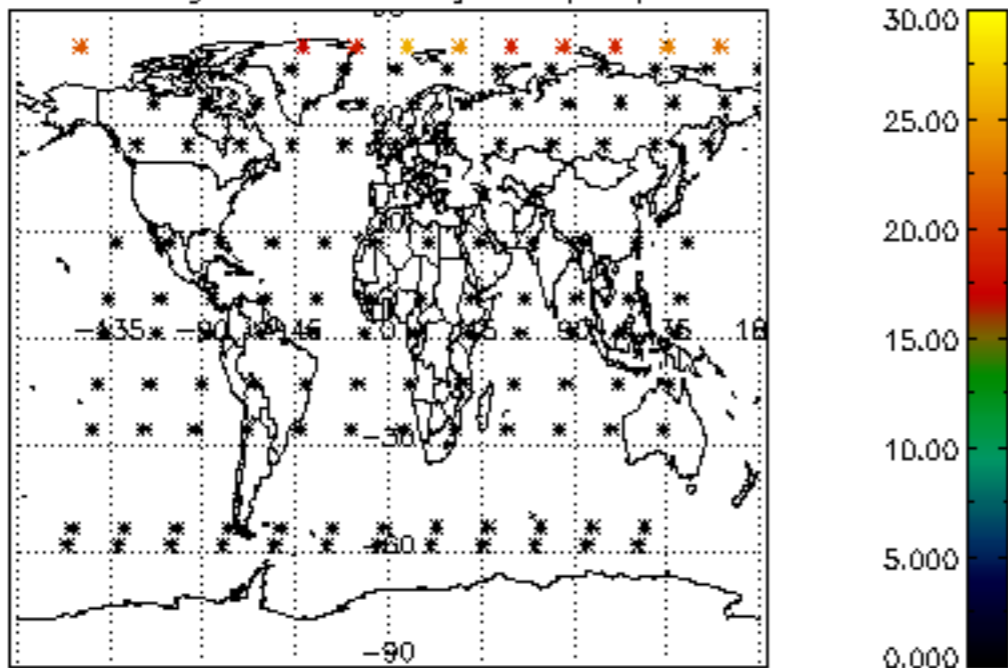
Percentage of star falling outside central band per profile



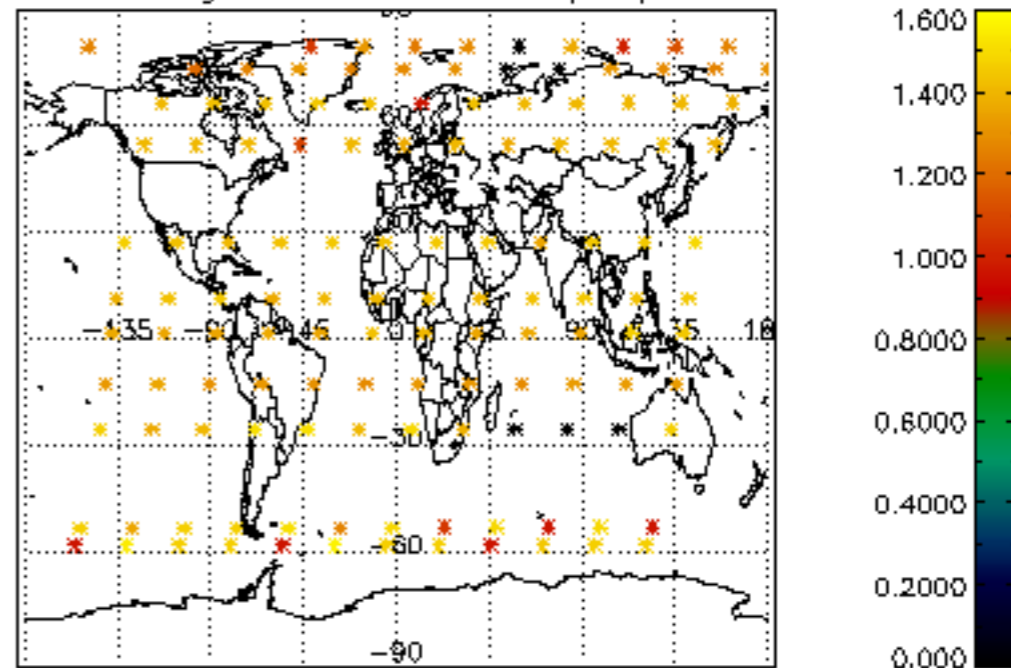
Percentage of saturation errors per profile



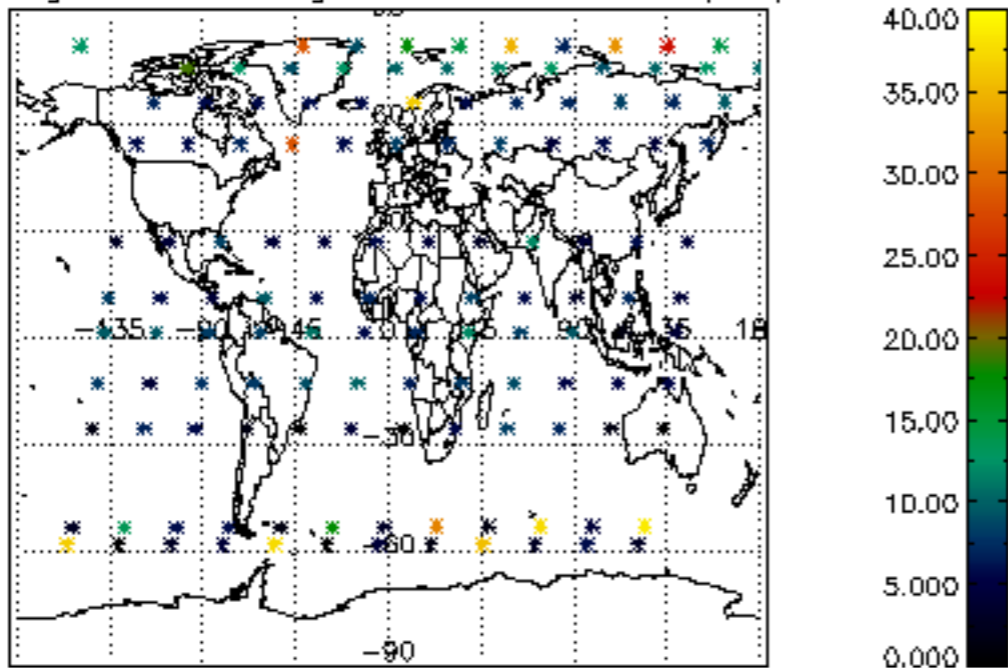
Percentage of cosmic ray hits per profile



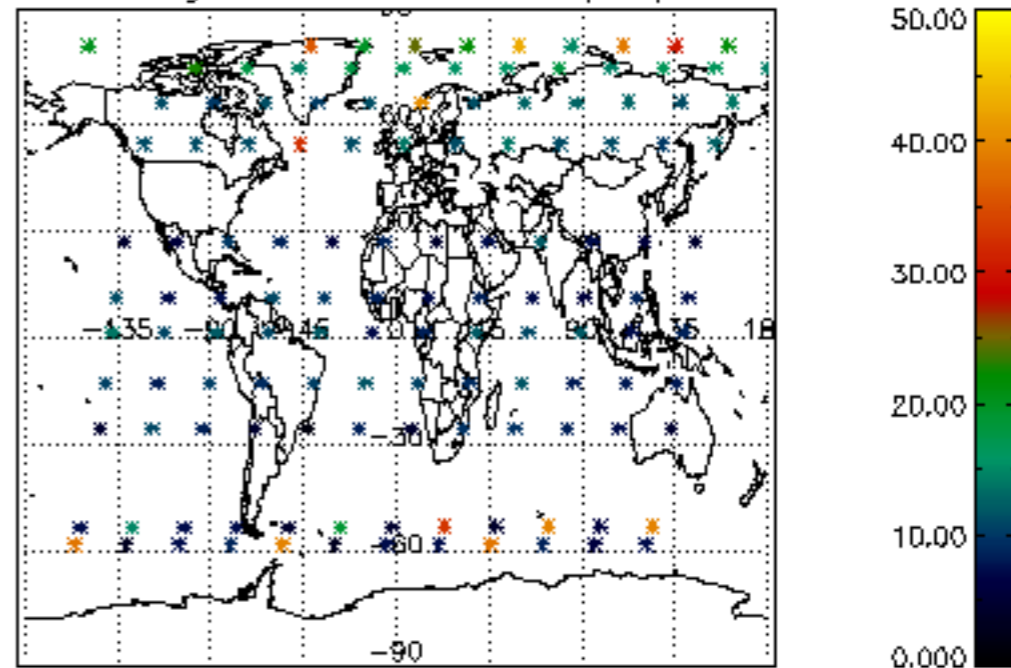
Percentage of datation errors per profile

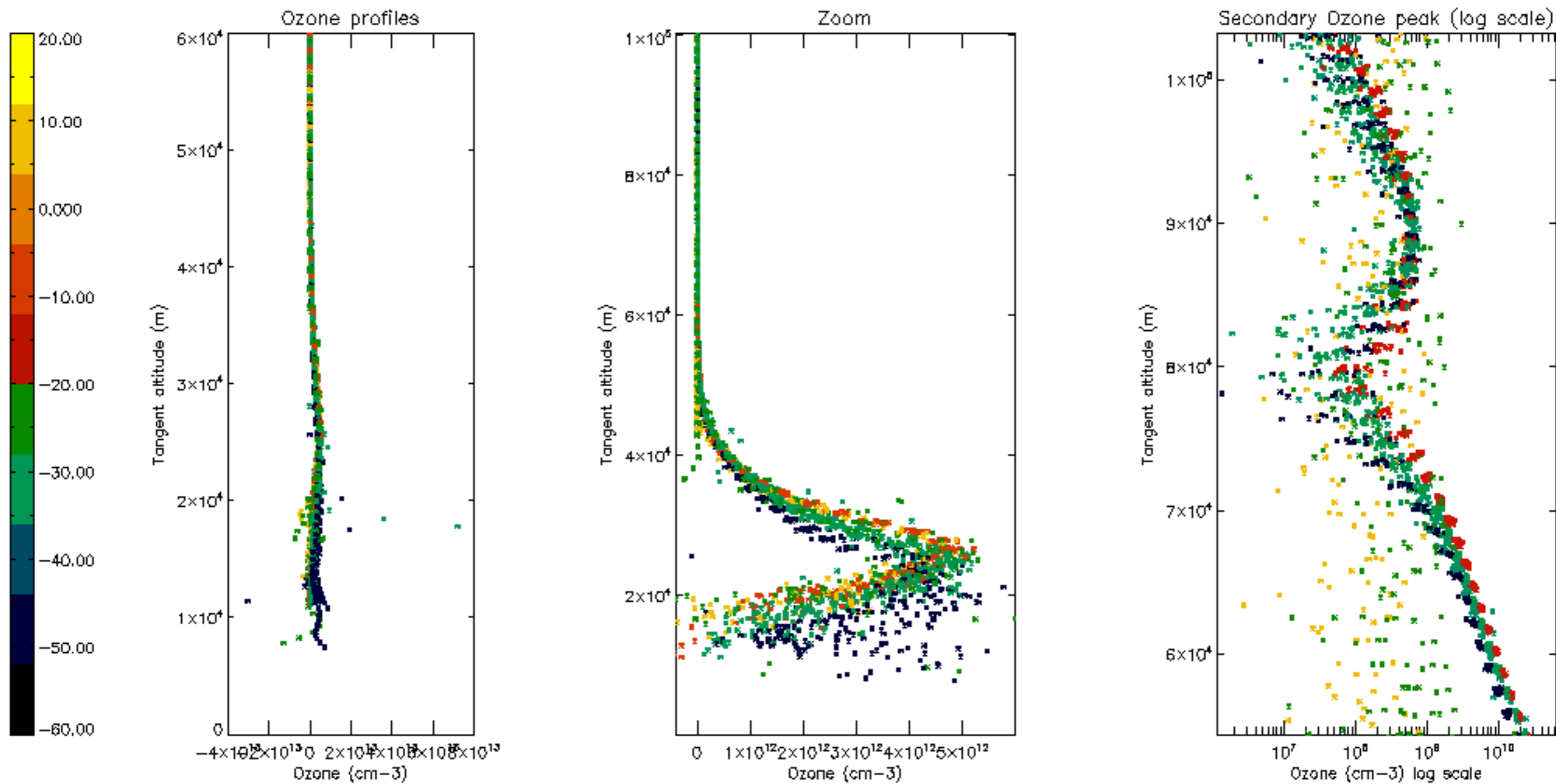


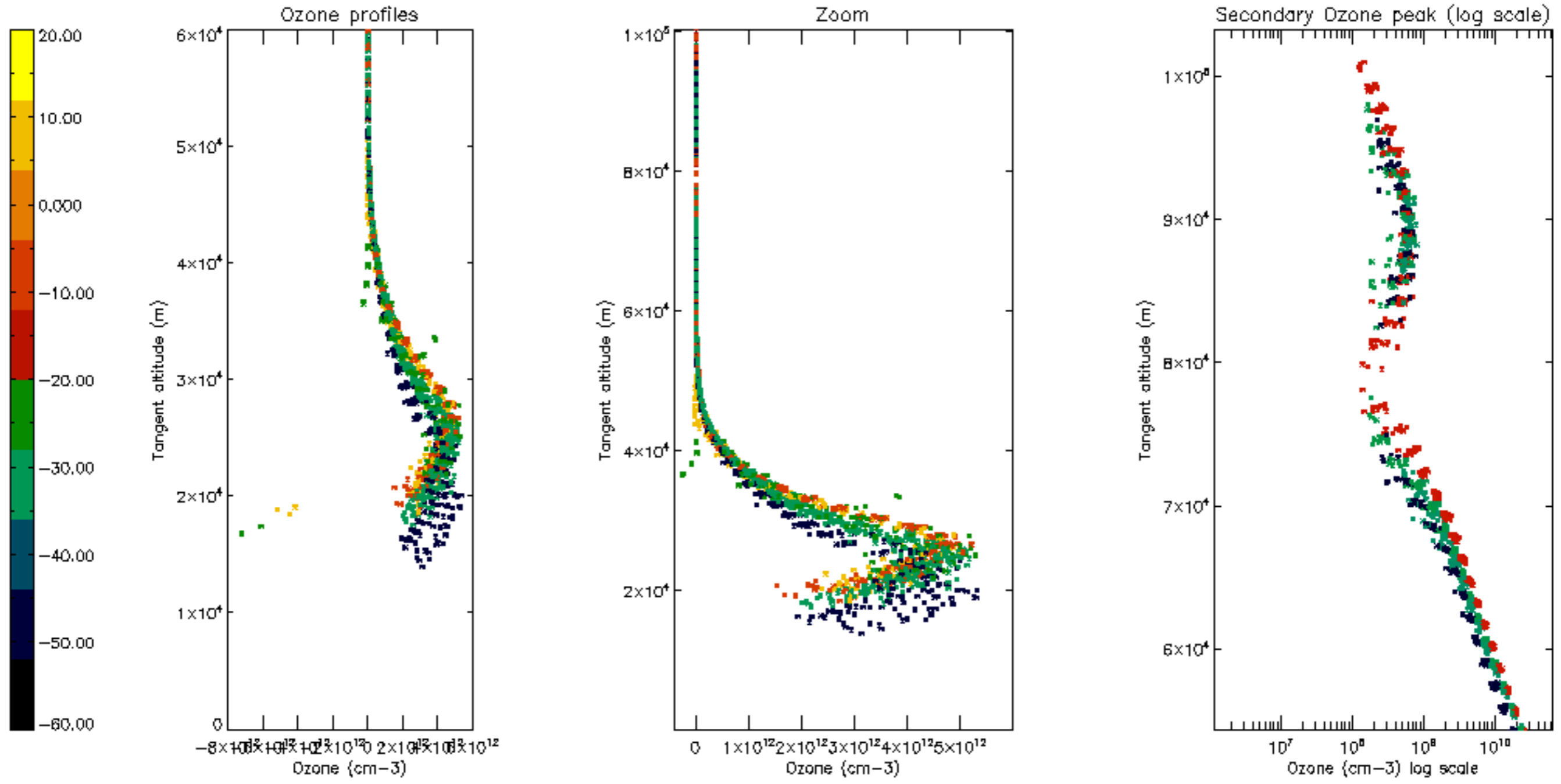
Percentage of star falling outside central band per profile

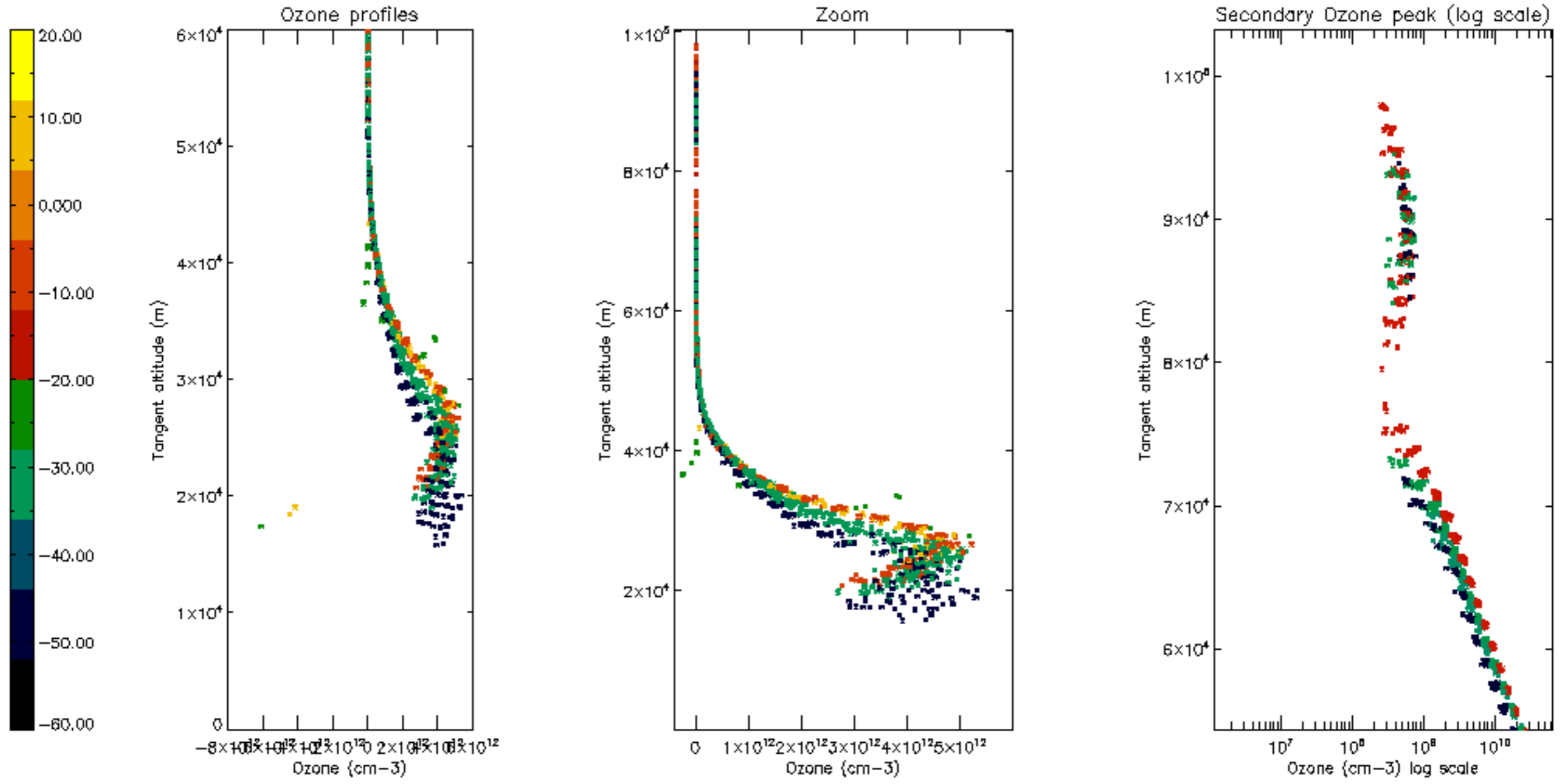


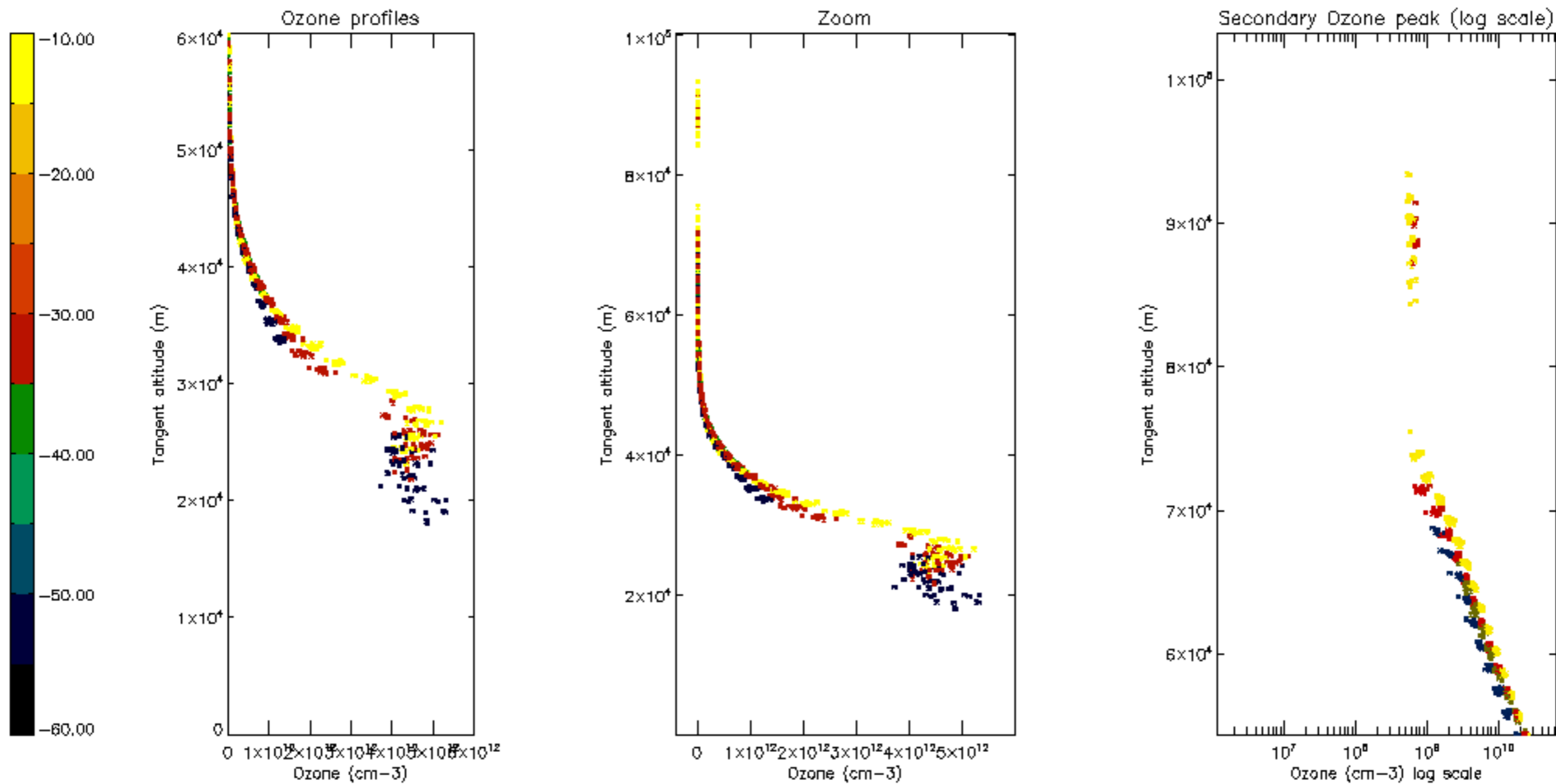
Percentage of saturation errors per profile

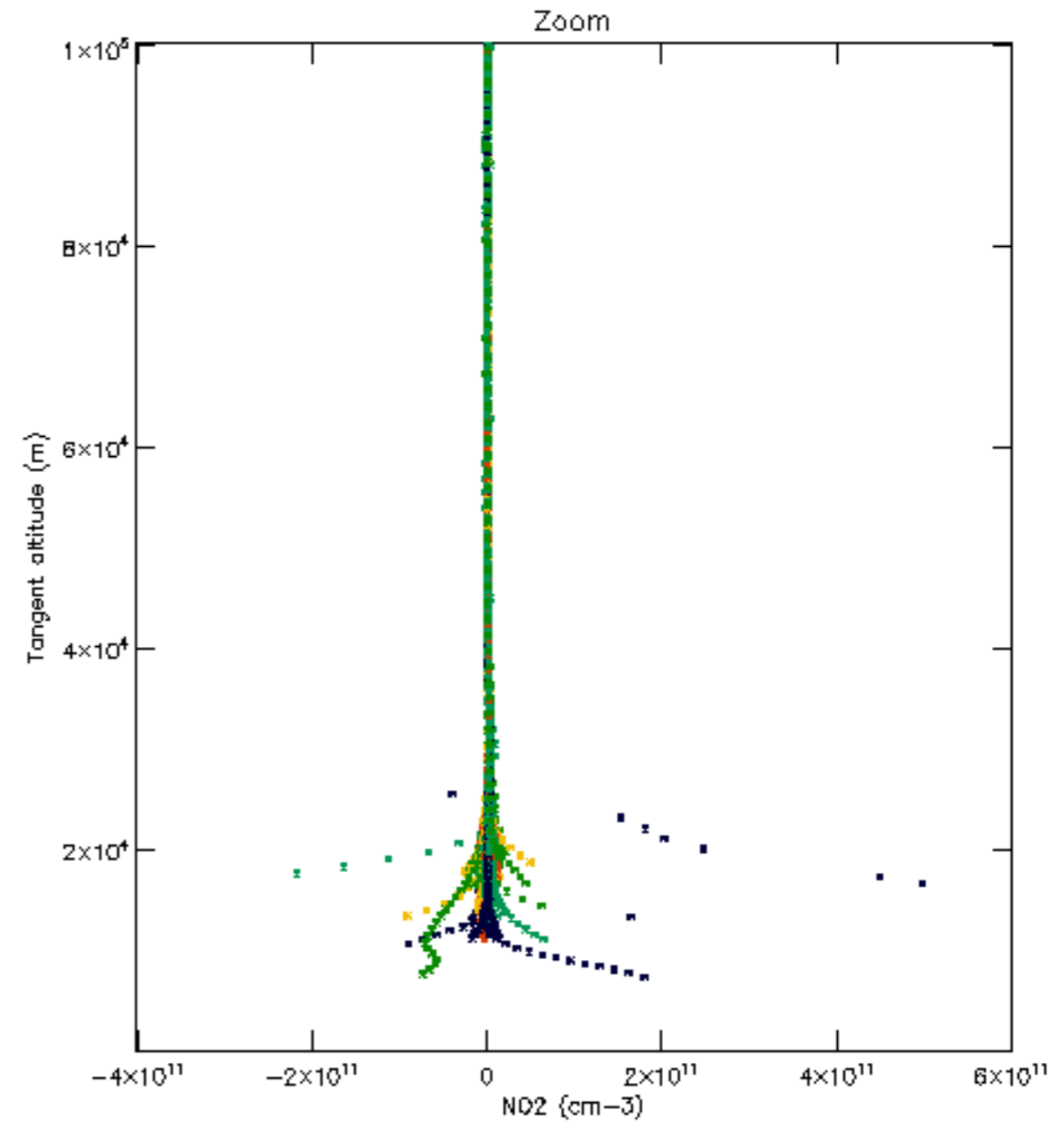
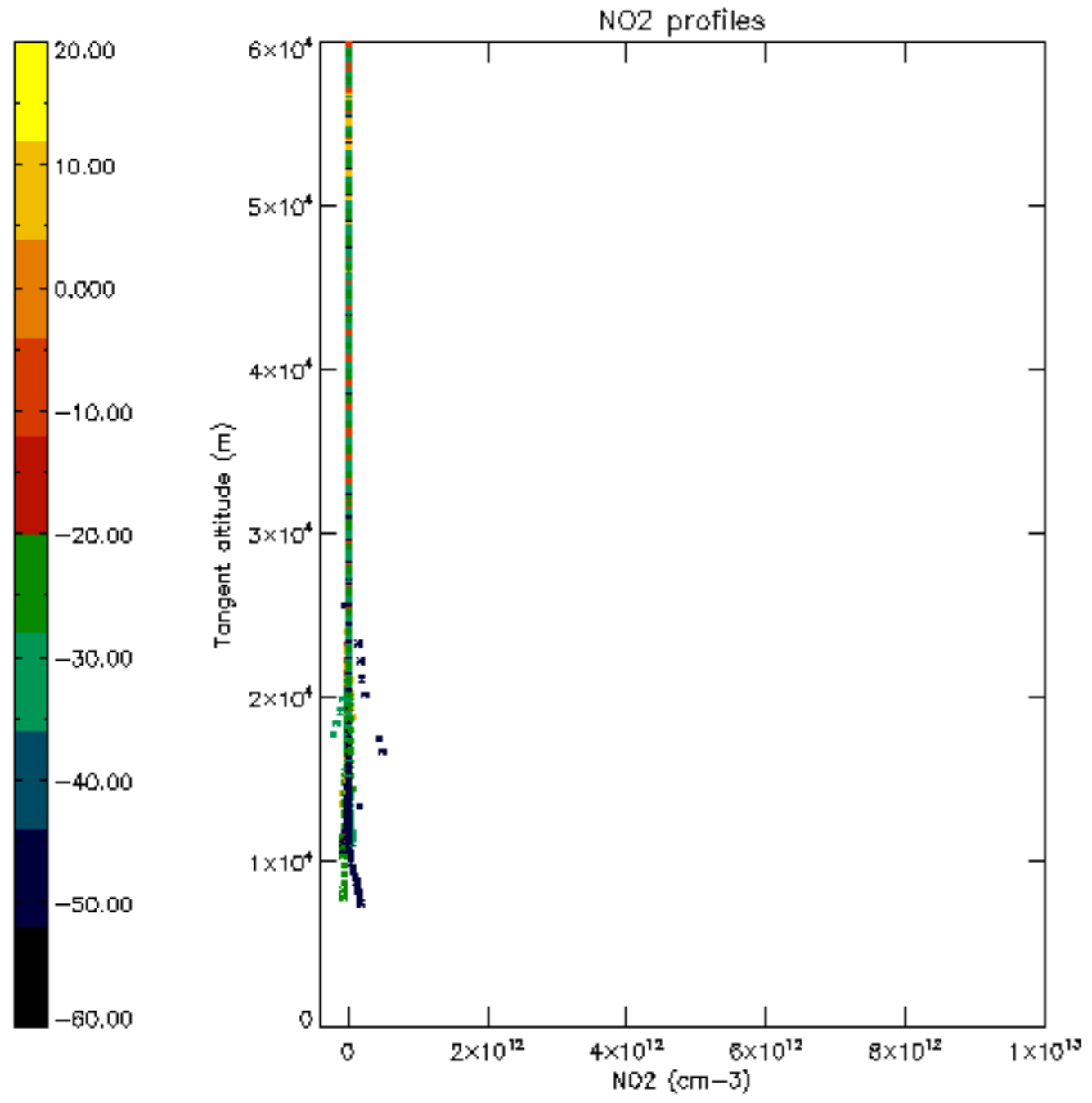


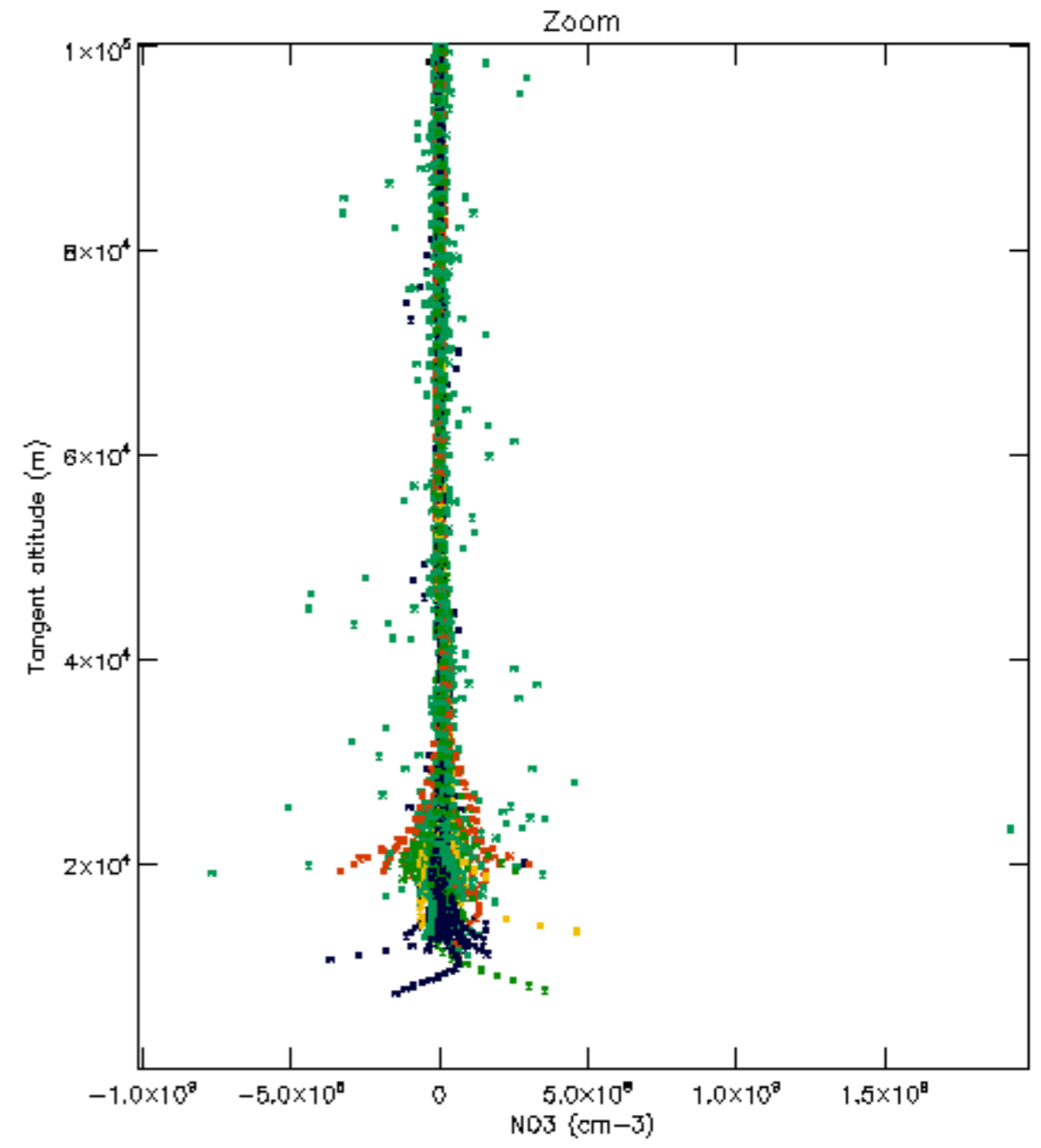
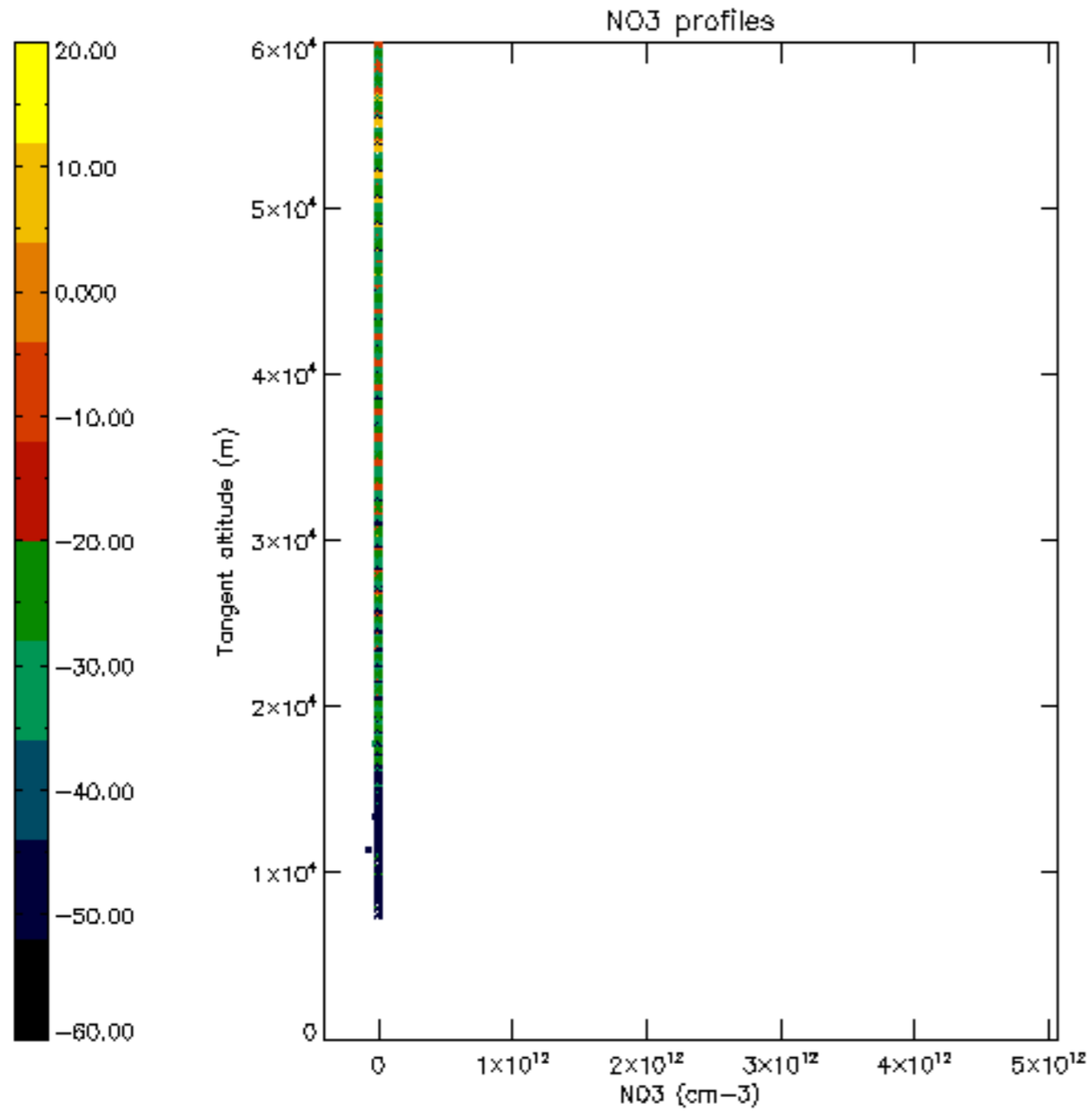


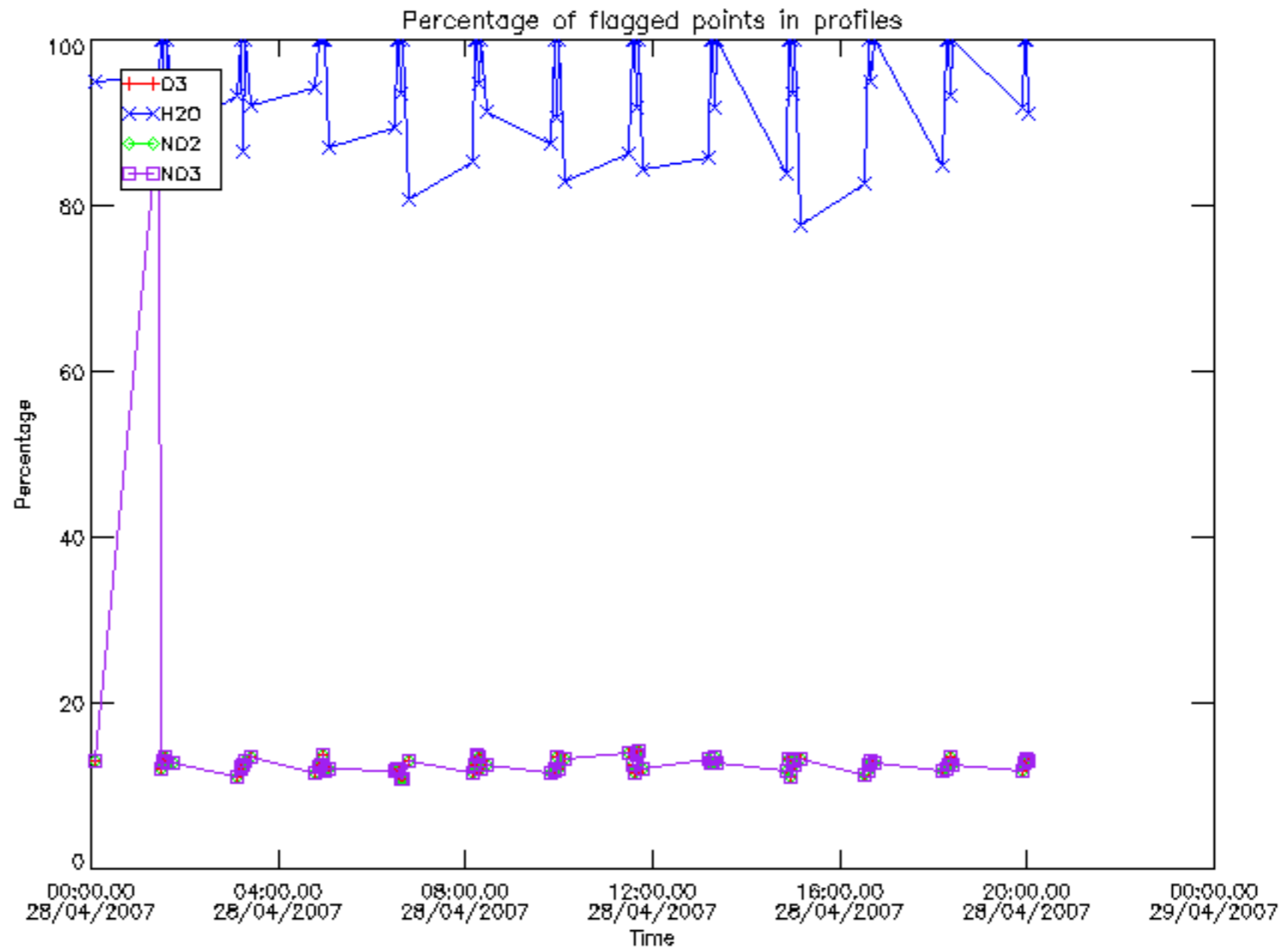




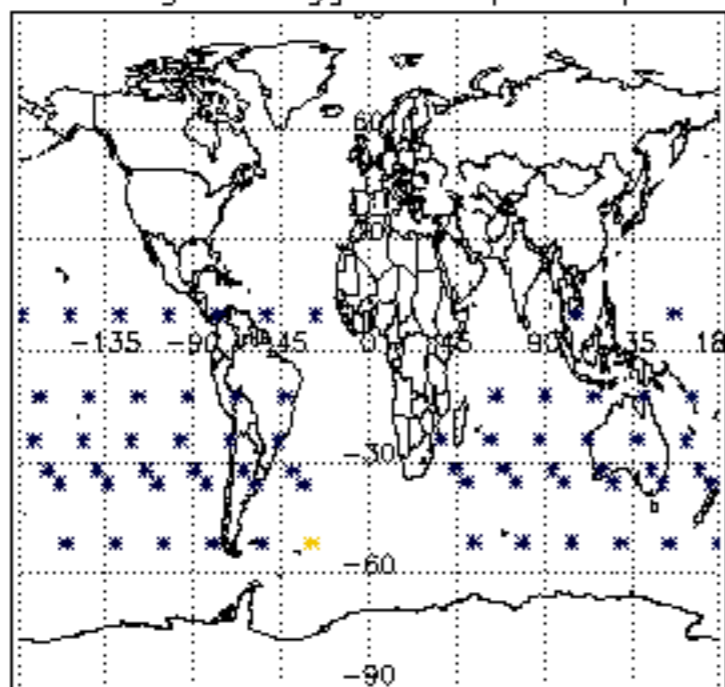




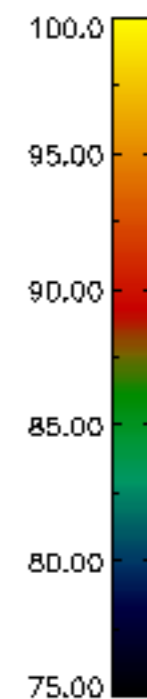
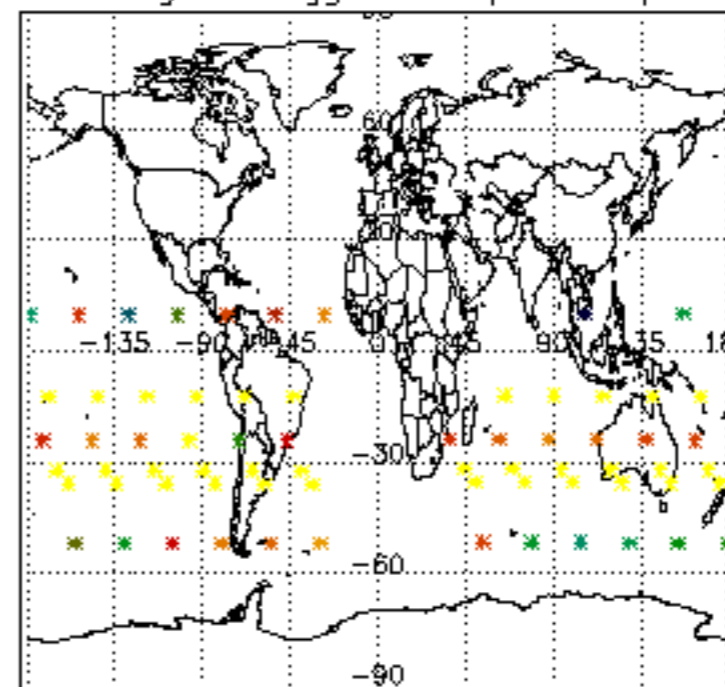




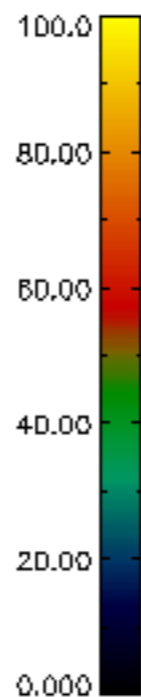
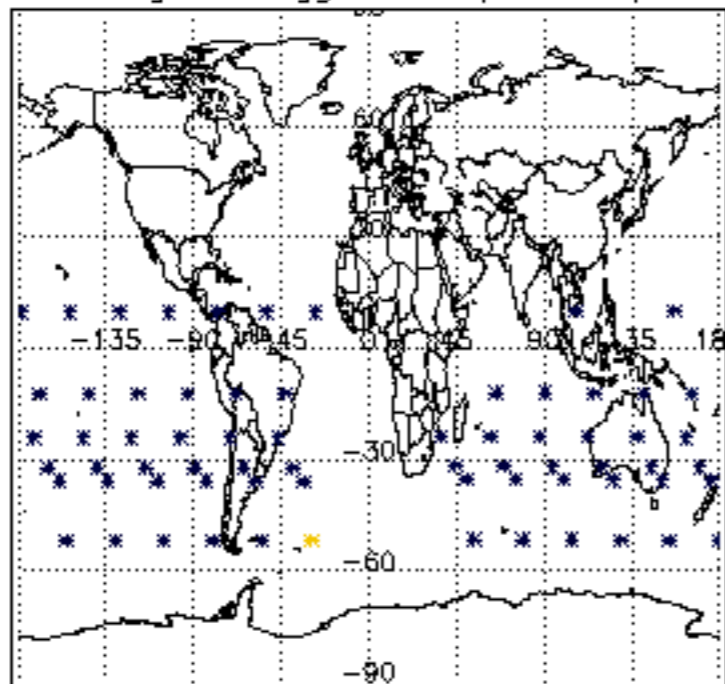
Percentage of flagged data per D3 profile



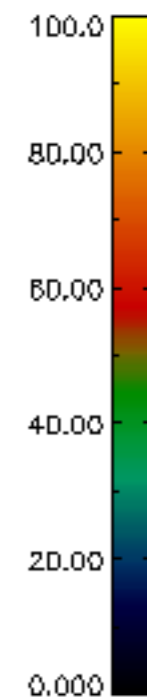
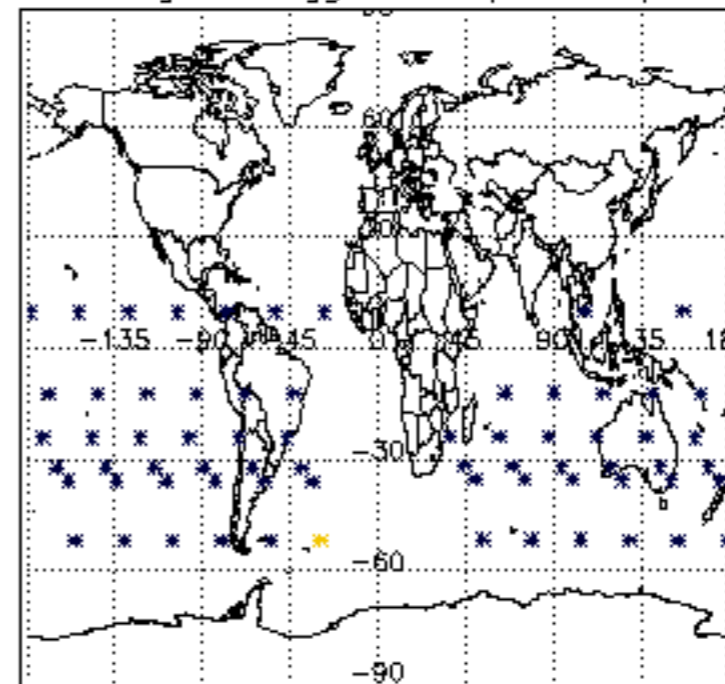
Percentage of flagged data per H2O profile

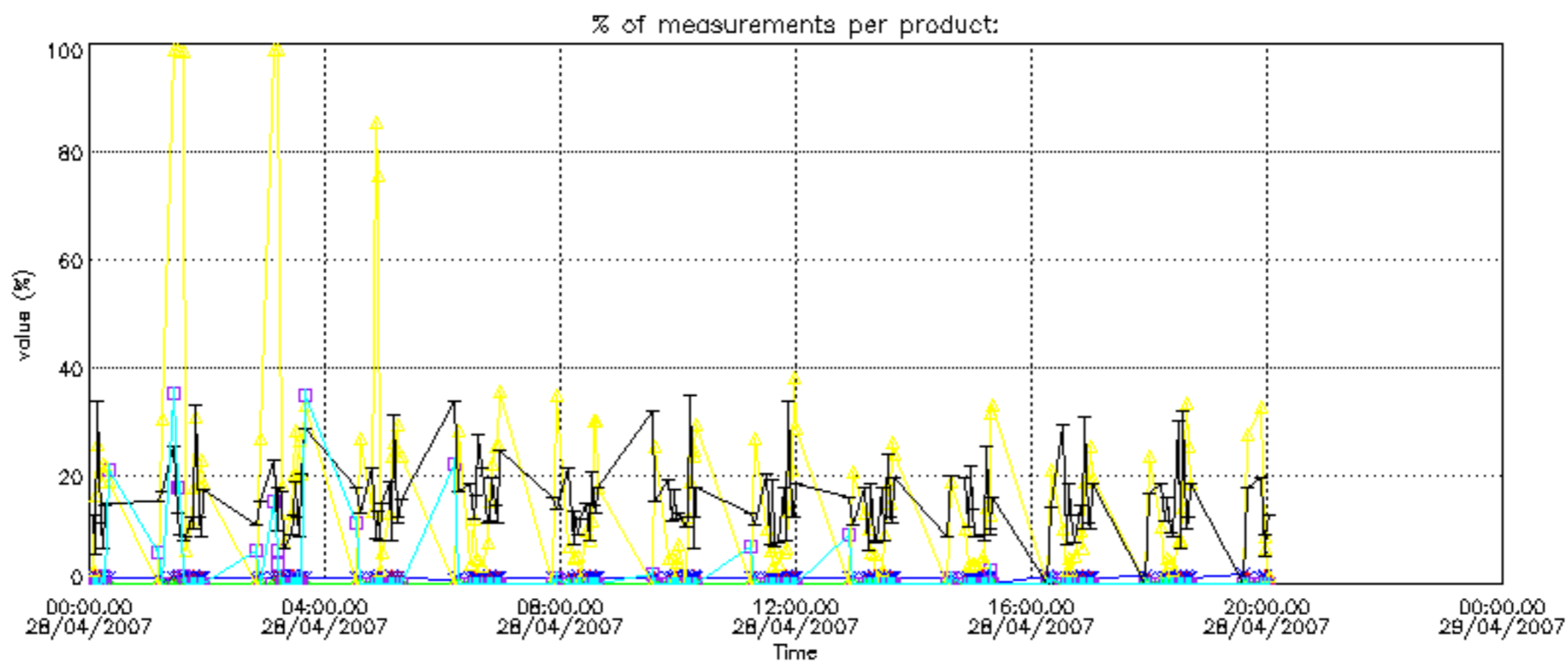


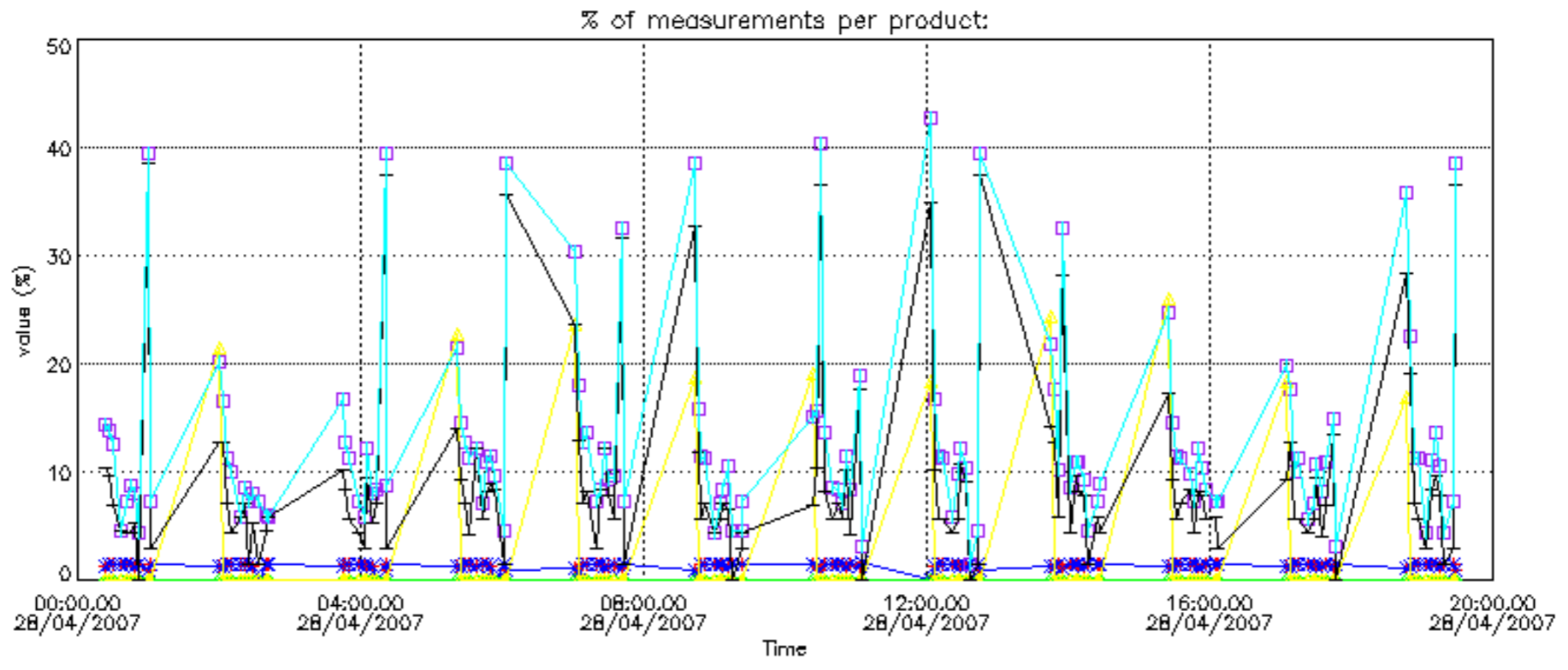
Percentage of flagged data per NO2 profile



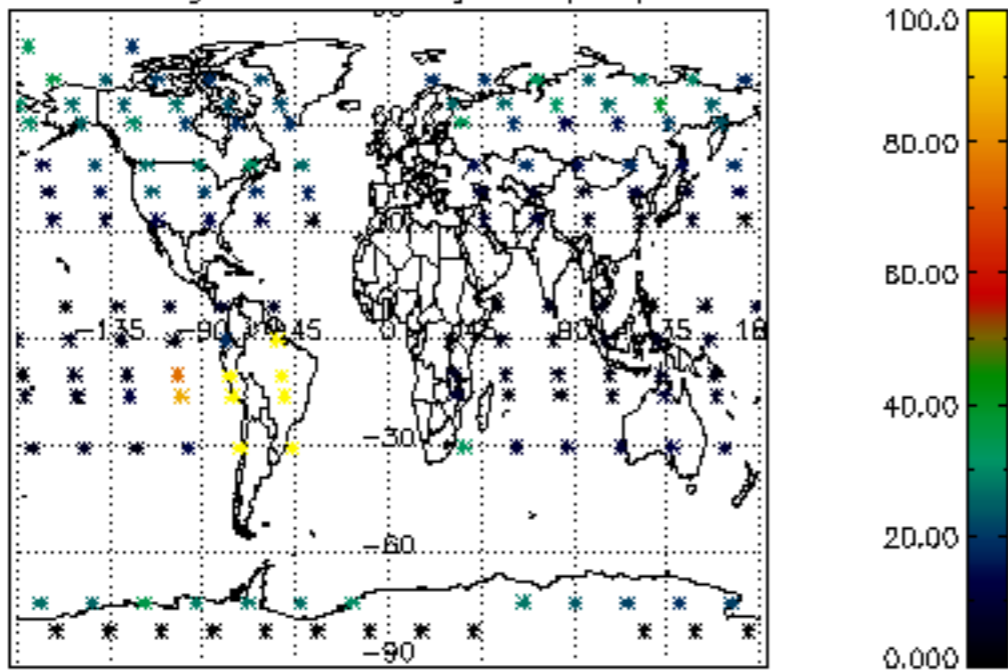
Percentage of flagged data per NO3 profile



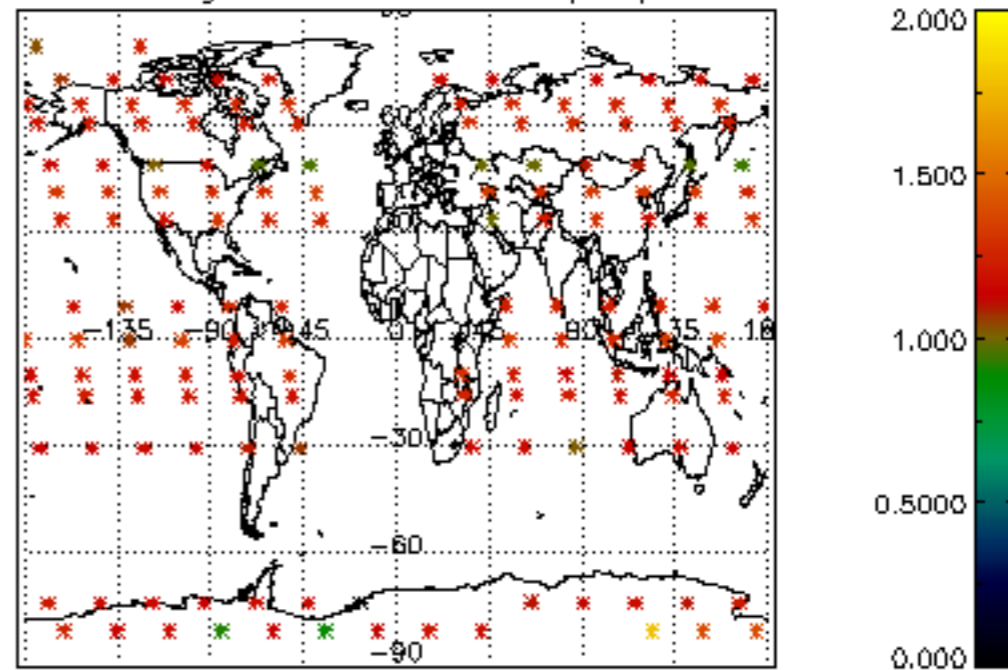




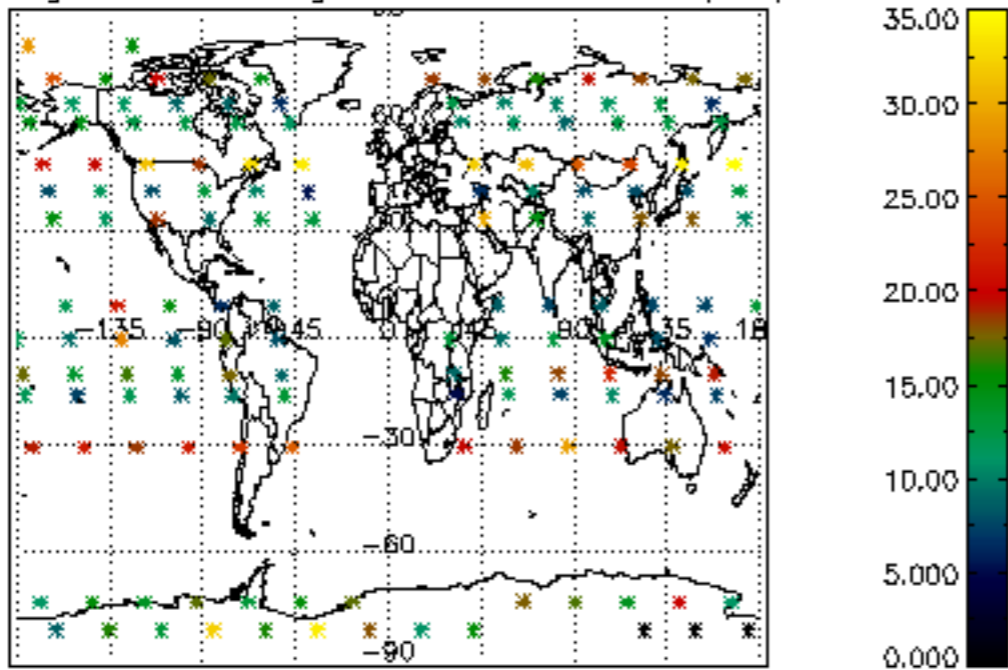
Percentage of cosmic ray hits per profile



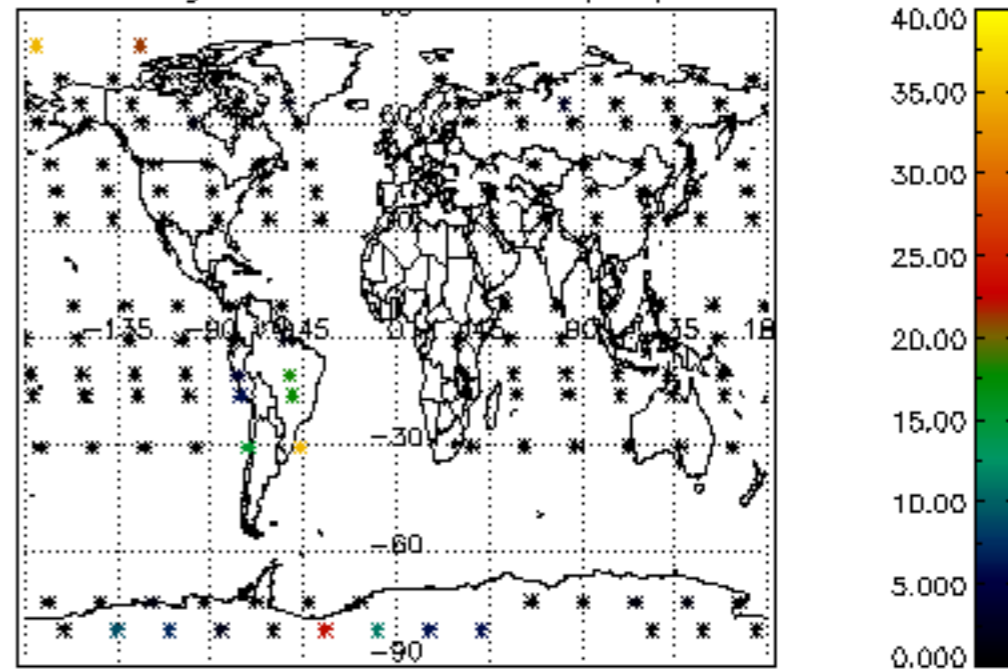
Percentage of datation errors per profile



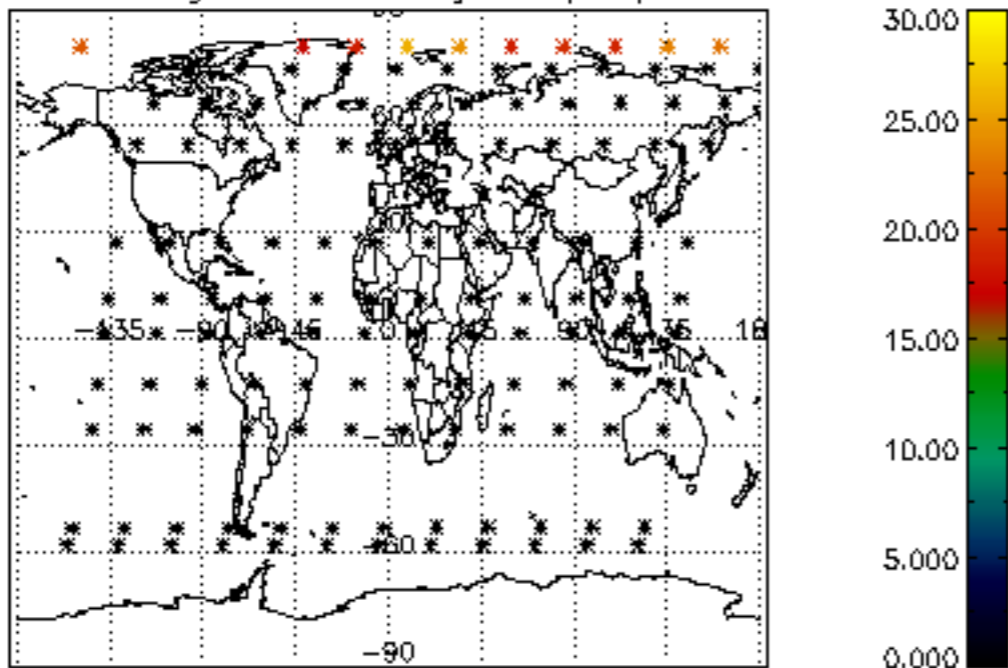
Percentage of star falling outside central band per profile



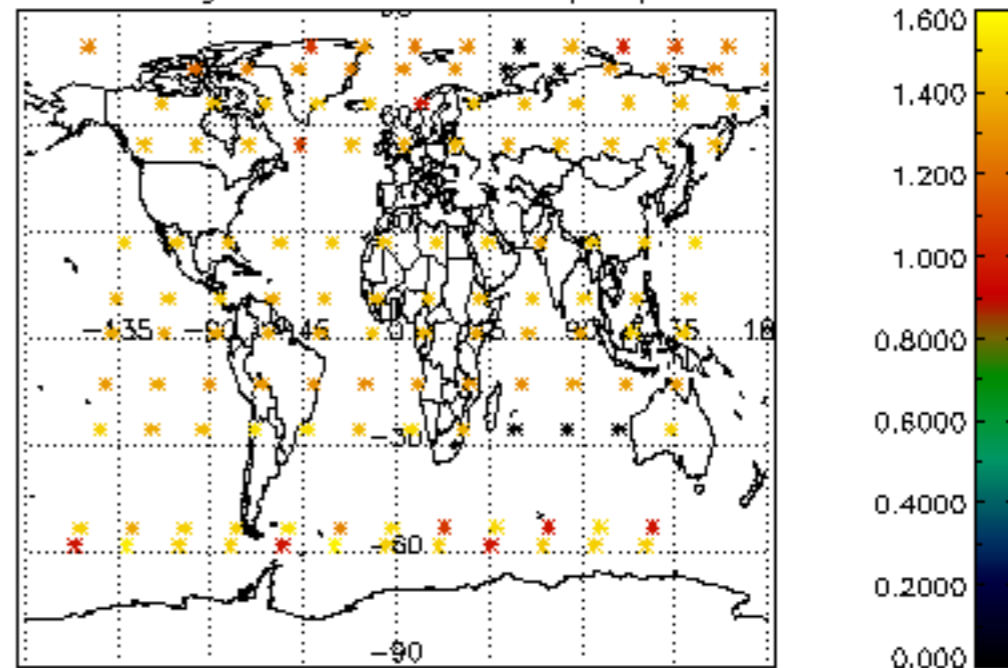
Percentage of saturation errors per profile



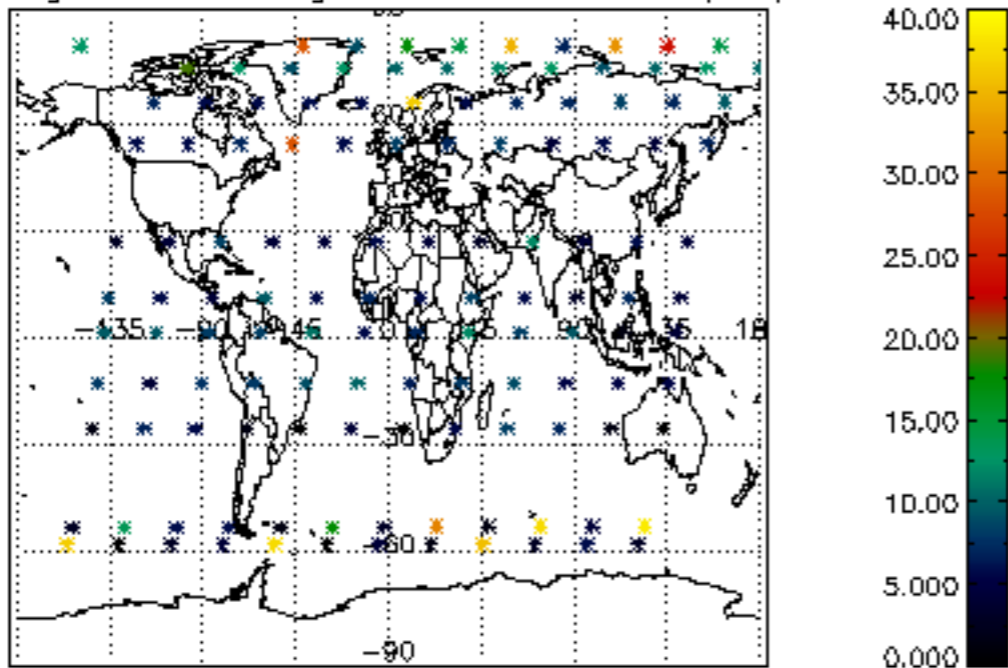
Percentage of cosmic ray hits per profile



Percentage of datation errors per profile



Percentage of star falling outside central band per profile



Percentage of saturation errors per profile

