

GOMOS Level 2 Daily Report

SUMMARY

[1. General Info](#)

[2. Summary of processed GOM_NL_2P products](#)

[3. Level 2 Quality information per product](#)

[3.1 Plot of level 2 quality information per product \(time dependant\)](#)

[3.2 Plot of level 2 quality information per product \(world map\)](#)

[4. Level 1 Quality information per product \(stored on level 2 products\)](#)

[4.1 Plot of level 1 quality information per product \(time dependant\)](#)

[4.1.1 Plot of level 1 quality information per product \(time dependant\): ASCENDING](#)

[4.1.2 Plot of level 1 quality information per product \(time dependant\): DESCENDING](#)

[4.2 Plot of level 1 quality information per product \(world map\)](#)

[4.2.1 Plot of level 1 quality information per product \(world map\): ASCENDING](#)

[4.2.2 Plot of level 1 quality information per product \(world map\): DESCENDING](#)

[5. Ozone profiles based on quality statistics and other trace gas profiles](#)

[5.1 Ozone statistics based on quality of products](#)

[5.2 Plot ozone profiles for all STD \(dark without errors\)](#)

[5.3 Plot ozone profiles where STD < 20% \(dark without errors\)](#)

[5.4. Plot ozone profiles where STD < 10% \(dark without errors\)](#)

[5.5. Plot ozone profiles where STD < 5% \(dark without errors\)](#)

[5.6 Plot NO2 profiles for all STD \(dark without errors\)](#)

[5.7 Plot NO3 profiles for all STD \(dark without errors\)](#)

[5.8 Plot H2O profiles \(only for occultations of stars 1,2,3,4,13,14,16,26,63 dark without errors\) for all STD](#)

[6. Auxiliary Data Files used for the production reported in section 2](#)

This report presents the daily analysis on parameters extracted from GOMOS level 2 data (GOM_NL__2P). It is intended to monitor some important parameters that will impact the quality of these products. A list of level 2 products (and content) that have arrived during the reporting day to the PCF is also given.

Item	Value
Time of report generation	22APR2013 18:54:43
Data source version	GOMOS/6.01
Start time of products	26-04-2007 (26APR2007 00:00:00)
Stop time of products	27-04-2007 (27APR2007 00:00:00)
Store outputs in DB	Yes
Nb of level 2 prods	355
Nb of prods with errors	0

2. Summary of processed GOM_NL__2P products.

Nr	Filename	UTC Start time	Limb	Duration	Star Id	Star Name	Star Mag	Star Temp	Nb Meas	Orbit	Prod. error
1	GOM_NL__2PRFIN20070426_000414_000000342057_00331_26938_3112.N1	26-APR-2007 00:04:14	Bright	34.000	87	64Gam UMa	2.4330	11000.	68	26938	No
2	GOM_NL__2PRFIN20070426_000527_000000352057_00331_26938_3113.N1	26-APR-2007 00:05:27	Bright	34.500	82	48Bet UMa	2.3650	10600.	69	26938	No
3	GOM_NL__2PRFIN20070426_000650_000000372057_00331_26938_3114.N1	26-APR-2007 00:06:50	Bright	36.500	36	50Alp UMa	1.8000	6300.0	73	26938	No
4	GOM_NL__2PRFIN20070426_001106_000000382057_00331_26938_3115.N1	26-APR-2007 00:11:06	Bright	37.500	60	7Bet UMi	2.0810	3950.0	75	26938	No
5	GOM_NL__2PRFIN20070426_001434_000000352057_00331_26938_3116.N1	26-APR-2007 00:14:34	Bright	35.000	49	1Alp UMi	1.9900	6300.0	70	26938	No
6	GOM_NL__2PRFIN20070426_002215_000000322057_00331_26938_3117.N1	26-APR-2007 00:22:15	Bright	32.000	110	37Del Cas	2.6780	8900.0	64	26938	No
7	GOM_NL__2PRFIN20070426_002341_000000322057_00331_26938_3118.N1	26-APR-2007 00:23:41	Bright	32.000	68	18Alp Cas	2.2250	4500.0	64	26938	No
8	GOM_NL__2PRFIN20070426_003233_000000432057_00331_26938_3119.N1	26-APR-2007 00:32:33	Bright	42.500	93	53Bet Peg	2.5200	3100.0	85	26938	No
9	GOM_NL__2PRFIN20070426_003621_000000432057_00331_26938_3120.N1	26-APR-2007 00:36:21	Twilight	42.500	90	54Alp Peg	2.4870	11000.	85	26938	No
10	GOM_NL__2PRFIN20070426_004858_000000432057_00331_26938_3121.N1	26-APR-2007 00:48:58	Dark	43.000	18	24Alp PsA	1.1660	9700.0	86	26938	No
11	GOM_NL__2PRFIN20070426_005254_000000412057_00331_26938_3122.N1	26-APR-2007 00:52:54	Dark	40.500	172	Gam Gru	3.0030	13100.	81	26938	No
12	GOM_NL__2PRFIN20070426_005438_000000402057_00331_26938_3123.N1	26-APR-2007 00:54:38	Dark	40.000	31	Alp Gru	1.7340	15200.	80	26938	No
13	GOM_NL__2PRFIN20070426_005730_000000462057_00331_26938_3124.N1	26-APR-2007 00:57:30	Dark	45.500	148	Alp Tuc	2.8780	4100.0	91	26938	No
14	GOM_NL__2PRFIN20070426_005959_000000402057_00332_26939_3122.N1	26-APR-2007 00:59:59	Dark	40.000	45	Alp Pav	1.9400	26000.	80	26939	No
15	GOM_NL__2PRFIN20070426_010655_000000432057_00332_26939_3123.N1	26-APR-2007 01:06:55	Dark	42.500	43	Alp TrA	1.9100	4250.0	85	26939	No
16	GOM_NL__2PRFIN20070426_010905_000000402057_00332_26939_3124.N1	26-APR-2007 01:09:05	Straylight	39.500	134	Bet TrA	2.8100	6600.0	79	26939	No
17	GOM_NL__2PRFIN20070426_011116_000000442057_00332_26939_3125.N1	26-APR-2007 01:11:16	Straylight	44.000	4	Alp1Cen	-0.010000	5800.0	88	26939	No
18	GOM_NL__2PRFIN20070426_011437_000000422057_00332_26939_3126.N1	26-APR-2007 01:14:37	Straylight	42.000	78	Alp Lup	2.3040	28000.	84	26939	No
19	GOM_NL__2PRFIN20070426_011611_000000422057_00332_26939_3127.N1	26-APR-2007 01:16:11	Straylight	42.000	81	Eta Cen	2.3560	28000.	84	26939	No
20	GOM_NL__2PRFIN20070426_011822_000000472057_00332_26939_3128.N1	26-APR-2007 01:18:22	Straylight	47.000	54	5The Cen	2.0550	4500.0	94	26939	No
21	GOM_NL__2PRFIN20070426_012245_000000402057_00332_26939_3129.N1	26-APR-2007 01:22:45	Twilight	40.000	169	46Gam Hya	2.9910	4700.0	80	26939	No
22	GOM_NL__2PRFIN20070426_012610_000000402057_00332_26939_3130.N1	26-APR-2007 01:26:10	Bright	39.500	15	67Alp Vir	0.97600	28000.	79	26939	No
23	GOM_NL__2PRFIN20070426_012912_000000362057_00332_26939_3131.N1	26-APR-2007 01:29:12	Bright	35.500	121	29Gam Vir	2.7400	7200.0	71	26939	No
24	GOM_NL__2PRFIN20070426_013239_000000362057_00332_26939_3132.N1	26-APR-2007 01:32:39	Bright	35.500	138	47Eps Vir	2.8280	4700.0	71	26939	No
25	GOM_NL__2PRFIN20070426_014030_000000362057_00332_26939_3133.N1	26-APR-2007 01:40:30	Bright	36.000	152	12Alp2CVn	2.8900	11000.	72	26939	No
26	GOM_NL__2PRFIN20070426_014450_000000362057_00332_26939_3134.N1	26-APR-2007 01:44:50	Bright	35.500	87	64Gam UMa	2.4330	11000.	71	26939	No
27	GOM_NL__2PRFIN20070426_014603_000000362057_00332_26939_3135.N1	26-APR-2007 01:46:03	Bright	36.000	82	48Bet UMa	2.3650	10600.	72	26939	No
28	GOM_NL__2PRFIN20070426_014726_000000352057_00332_26939_3136.N1	26-APR-2007 01:47:26	Bright	35.000	36	50Alp UMa	1.8000	6300.0	70	26939	No
29	GOM_NL__2PRFIN20070426_015142_000000372057_00332_26939_3137.N1	26-APR-2007 01:51:42	Bright	36.500	60	7Bet UMi	2.0810	3950.0	73	26939	No
30	GOM_NL__2PRFIN20070426_015510_000000322057_00332_26939_3138.N1	26-APR-2007 01:55:10	Bright	32.000	49	1Alp UMi	1.9900	6300.0	64	26939	No
31	GOM_NL__2PRFIN20070426_020250_000000342057_00332_26939_3139.N1	26-APR-2007 02:02:50	Bright	33.500	110	37Del Cas	2.6780	8900.0	67	26939	No
32	GOM_NL__2PRFIN20070426_020417_000000522057_00332_26939_3140.N1	26-APR-2007 02:04:17	Bright	52.000	68	18Alp Cas	2.2250	4500.0	104	26939	No
33	GOM_NL__2PRFIN20070426_021309_000000412057_00332_26939_3141.N1	26-APR-2007 02:13:09	Bright	41.000	93	53Bet Peg	2.5200	3100.0	82	26939	No
34	GOM_NL__2PRFIN20070426_021657_000000432057_00332_26939_3142.N1	26-APR-2007 02:16:57	Twilight	42.500	90	54Alp Peg	2.4870	11000.	85	26939	No
35	GOM_NL__2PRFIN20070426_022934_000000432057_00332_26939_3143.N1	26-APR-2007 02:29:34	Dark	43.000	18	24Alp PsA	1.1660	9700.0	86	26939	No
36	GOM_NL__2PRFIN20070426_023331_000000392057_00332_26939_3144.N1	26-APR-2007 02:33:31	Dark	39.000	172	Gam Gru	3.0030	13100.	78	26939	No
37	GOM_NL__2PRFIN20070426_023515_000000402057_00332_26939_3145.N1	26-APR-2007 02:35:15	Dark	39.500	31	Alp Gru	1.7340	15200.	79	26939	No
38	GOM_NL__2PRFIN20070426_023806_000000392057_00332_26939_3146.N1	26-APR-2007 02:38:06	Dark	38.500	148	Alp Tuc	2.8780	4100.0	77	26939	No
39	GOM_NL__2PRFIN20070426_024035_000000412057_00333_26940_3138.N1	26-APR-2007 02:40:35	Dark	40.500	45	Alp Pav	1.9400	26000.	81	26940	No
40	GOM_NL__2PRFIN20070426_024731_000000392057_00333_26940_3139.N1	26-APR-2007 02:47:31	Dark	38.500	43	Alp TrA	1.9100	4250.0	77	26940	No
41	GOM_NL__2PRFIN20070426_024942_000000392057_00333_26940_3140.N1	26-APR-2007 02:49:42	Straylight	38.500	134	Bet TrA	2.8100	6600.0	77	26940	No
42	GOM_NL__2PRFIN20070426_025153_000000492057_00333_26940_3141.N1	26-APR-2007 02:51:53	Straylight	48.500	4	Alp1Cen	-0.010000	5800.0	97	26940	No

43	GOM_NL__2PRFIN20070426_025513_000000432057_00333_26940_3142.N1	26-APR-2007 02:55:13	Straylight	42.500	78	Alp Lup	2.3040	28000.	85	26940	No
44	GOM_NL__2PRFIN20070426_025647_000000412057_00333_26940_3143.N1	26-APR-2007 02:56:47	Straylight	41.000	81	Eta Cen	2.3560	28000.	82	26940	No
45	GOM_NL__2PRFIN20070426_025858_000000442057_00333_26940_3144.N1	26-APR-2007 02:58:58	Straylight	44.000	54	5The Cen	2.0550	4500.0	88	26940	No
46	GOM_NL__2PRFIN20070426_030321_000000412057_00333_26940_3145.N1	26-APR-2007 03:03:21	Twi_and_stray	40.500	169	46Gam Hya	2.9910	4700.0	81	26940	No
47	GOM_NL__2PRFIN20070426_030646_000000402057_00333_26940_3146.N1	26-APR-2007 03:06:46	Bright	39.500	15	67Alp Vir	0.97600	28000.	79	26940	No
48	GOM_NL__2PRFIN20070426_030948_000000352057_00333_26940_3147.N1	26-APR-2007 03:09:48	Bright	35.000	121	29Gam Vir	2.7400	7200.0	70	26940	No
49	GOM_NL__2PRFIN20070426_031315_000000372057_00333_26940_3148.N1	26-APR-2007 03:13:15	Bright	37.000	138	47Eps Vir	2.8280	4700.0	74	26940	No
50	GOM_NL__2PRFIN20070426_032105_000000362057_00333_26940_3149.N1	26-APR-2007 03:21:05	Bright	36.000	152	12Alp2CVn	2.8900	11000.	72	26940	No
51	GOM_NL__2PRFIN20070426_032525_000000342057_00333_26940_3150.N1	26-APR-2007 03:25:25	Bright	34.000	87	64Gam UMa	2.4330	11000.	68	26940	No
52	GOM_NL__2PRFIN20070426_032639_000000392057_00333_26940_3151.N1	26-APR-2007 03:26:39	Bright	39.000	82	48Bet UMa	2.3650	10600.	78	26940	No
53	GOM_NL__2PRFIN20070426_032802_000000372057_00333_26940_3152.N1	26-APR-2007 03:28:02	Bright	36.500	36	50Alp UMa	1.8000	6300.0	73	26940	No
54	GOM_NL__2PRFIN20070426_033218_000000392057_00333_26940_3153.N1	26-APR-2007 03:32:18	Bright	39.000	60	7Bet UMi	2.0810	3950.0	78	26940	No
55	GOM_NL__2PRFIN20070426_033546_000000352057_00333_26940_3154.N1	26-APR-2007 03:35:46	Bright	34.500	49	1Alp UMi	1.9900	6300.0	69	26940	No
56	GOM_NL__2PRFIN20070426_034327_000000342057_00333_26940_3155.N1	26-APR-2007 03:43:27	Bright	33.500	110	37Del Cas	2.6780	8900.0	67	26940	No
57	GOM_NL__2PRFIN20070426_034453_000000392057_00333_26940_3156.N1	26-APR-2007 03:44:53	Bright	38.500	68	18Alp Cas	2.2250	4500.0	77	26940	No
58	GOM_NL__2PRFIN20070426_035345_000000422057_00333_26940_3157.N1	26-APR-2007 03:53:45	Bright	41.500	93	53Bet Peg	2.5200	3100.0	83	26940	No
59	GOM_NL__2PRFIN20070426_035734_000000422057_00333_26940_3158.N1	26-APR-2007 03:57:34	Twi_and_stray	41.500	90	54Alp Peg	2.4870	11000.	83	26940	No
60	GOM_NL__2PRFIN20070426_041011_000000432057_00333_26940_3159.N1	26-APR-2007 04:10:11	Dark	43.000	18	24Alp PsA	1.1660	9700.0	86	26940	No
61	GOM_NL__2PRFIN20070426_041407_000000392057_00333_26940_3160.N1	26-APR-2007 04:14:07	Dark	39.000	172	Gam Gru	3.0030	13100.	78	26940	No
62	GOM_NL__2PRFIN20070426_041551_000000422057_00333_26940_3161.N1	26-APR-2007 04:15:51	Dark	42.000	31	Alp Gru	1.7340	15200.	84	26940	No
63	GOM_NL__2PRFIN20070426_041842_000000382057_00333_26940_3162.N1	26-APR-2007 04:18:42	Dark	37.500	148	Alp Tuc	2.8780	4100.0	75	26940	No
64	GOM_NL__2PRFIN20070426_042112_000000412057_00334_26941_3154.N1	26-APR-2007 04:21:12	Dark	40.500	45	Alp Pav	1.9400	26000.	81	26941	No
65	GOM_NL__2PRFIN20070426_042807_000000392057_00334_26941_3155.N1	26-APR-2007 04:28:07	Dark	39.000	43	Alp TrA	1.9100	4250.0	78	26941	No
66	GOM_NL__2PRFIN20070426_043018_000000382057_00334_26941_3156.N1	26-APR-2007 04:30:18	Straylight	38.000	134	Bet TrA	2.8100	6600.0	76	26941	No
67	GOM_NL__2PRFIN20070426_043229_000000512057_00334_26941_3157.N1	26-APR-2007 04:32:29	Straylight	50.500	4	Alp1Cen	-0.010000	5800.0	101	26941	No
68	GOM_NL__2PRFIN20070426_043550_000000412057_00334_26941_3158.N1	26-APR-2007 04:35:50	Straylight	40.500	78	Alp Lup	2.3040	28000.	81	26941	No
69	GOM_NL__2PRFIN20070426_043724_000000432057_00334_26941_3159.N1	26-APR-2007 04:37:24	Straylight	43.000	81	Eta Cen	2.3560	28000.	86	26941	No
70	GOM_NL__2PRFIN20070426_043934_000000442057_00334_26941_3160.N1	26-APR-2007 04:39:34	Straylight	44.000	54	5The Cen	2.0550	4500.0	88	26941	No
71	GOM_NL__2PRFIN20070426_044358_000000412057_00334_26941_3161.N1	26-APR-2007 04:43:58	Twi_and_stray	41.000	169	46Gam Hya	2.9910	4700.0	82	26941	No
72	GOM_NL__2PRFIN20070426_044722_000000392057_00334_26941_3162.N1	26-APR-2007 04:47:22	Bright	39.000	15	67Alp Vir	0.97600	28000.	78	26941	No
73	GOM_NL__2PRFIN20070426_045024_000000372057_00334_26941_3163.N1	26-APR-2007 04:50:24	Bright	36.500	121	29Gam Vir	2.7400	7200.0	73	26941	No
74	GOM_NL__2PRFIN20070426_045351_000000362057_00334_26941_3164.N1	26-APR-2007 04:53:51	Bright	35.500	138	47Eps Vir	2.8280	4700.0	71	26941	No
75	GOM_NL__2PRFIN20070426_050141_000000362057_00334_26941_3165.N1	26-APR-2007 05:01:41	Bright	36.000	152	12Alp2CVn	2.8900	11000.	72	26941	No
76	GOM_NL__2PRFIN20070426_050602_000000352057_00334_26941_3166.N1	26-APR-2007 05:06:02	Bright	34.500	87	64Gam UMa	2.4330	11000.	69	26941	No
77	GOM_NL__2PRFIN20070426_050715_000000352057_00334_26941_3167.N1	26-APR-2007 05:07:15	Bright	35.000	82	48Bet UMa	2.3650	10600.	70	26941	No
78	GOM_NL__2PRFIN20070426_050838_000000362057_00334_26941_3168.N1	26-APR-2007 05:08:38	Bright	35.500	36	50Alp UMa	1.8000	6300.0	71	26941	No
79	GOM_NL__2PRFIN20070426_051254_000000392057_00334_26941_3169.N1	26-APR-2007 05:12:54	Bright	39.000	60	7Bet UMi	2.0810	3950.0	78	26941	No
80	GOM_NL__2PRFIN20070426_051622_000000342057_00334_26941_3170.N1	26-APR-2007 05:16:22	Bright	34.000	49	1Alp UMi	1.9900	6300.0	68	26941	No
81	GOM_NL__2PRFIN20070426_052403_000000352057_00334_26941_3171.N1	26-APR-2007 05:24:03	Bright	34.500	110	37Del Cas	2.6780	8900.0	69	26941	No
82	GOM_NL__2PRFIN20070426_052530_000000352057_00334_26941_3172.N1	26-APR-2007 05:25:30	Bright	34.500	68	18Alp Cas	2.2250	4500.0	69	26941	No
83	GOM_NL__2PRFIN20070426_053422_000000432057_00334_26941_3173.N1	26-APR-2007 05:34:22	Bright	42.500	93	53Bet Peg	2.5200	3100.0	85	26941	No
84	GOM_NL__2PRFIN20070426_053810_000000442057_00334_26941_3174.N1	26-APR-2007 05:38:10	Twi_and_stray	44.000	90	54Alp Peg	2.4870	11000.	88	26941	No
85	GOM_NL__2PRFIN20070426_055047_000000442057_00334_26941_3175.N1	26-APR-2007 05:50:47	Dark	43.500	18	24Alp PsA	1.1660	9700.0	87	26941	No
86	GOM_NL__2PRFIN20070426_055444_000000422057_00334_26941_3176.N1	26-APR-2007 05:54:44	Dark	41.500	172	Gam Gru	3.0030	13100.	83	26941	No
87	GOM_NL__2PRFIN20070426_055627_000000412057_00334_26941_3177.N1	26-APR-2007 05:56:27	Dark	41.000	31	Alp Gru	1.7340	15200.	82	26941	No
88	GOM_NL__2PRFIN20070426_055919_000000462057_00334_26941_3178.N1	26-APR-2007 05:59:19	Dark	46.000	148	Alp Tuc	2.8780	4100.0	92	26941	No
89	GOM_NL__2PRFIN20070426_060148_000000422057_00335_26942_3166.N1	26-APR-2007 06:01:48	Dark	41.500	45	Alp Pav	1.9400	26000.	83	26942	No
90	GOM_NL__2PRFIN20070426_060844_000000392057_00335_26942_3167.N1	26-APR-2007 06:08:44	Dark	38.500	43	Alp TrA	1.9100	4250.0	77	26942	No
91	GOM_NL__2PRFIN20070426_061054_000000392057_00335_26942_3168.N1	26-APR-2007 06:10:54	Straylight	38.500	134	Bet TrA	2.8100	6600.0	77	26942	No
92	GOM_NL__2PRFIN20070426_061305_000000432057_00335_26942_3169.N1	26-APR-2007 06:13:05	Straylight	42.500	4	Alp1Cen	-0.010000	5800.0	85	26942	No
93	GOM_NL__2PRFIN20070426_061626_000000442057_00335_26942_3170.N1	26-APR-2007 06:16:26	Straylight	43.500	78	Alp Lup	2.3040	28000.	87	26942	No
94	GOM_NL__2PRFIN20070426_061800_000000402057_00335_26942_3171.N1	26-APR-2007 06:18:00	Straylight	40.000	81	Eta Cen	2.3560	28000.	80	26942	No
95	GOM_NL__2PRFIN20070426_062010_000000432057_00335_26942_3172.N1	26-APR-2007 06:20:10	Straylight	42.500	54	5The Cen	2.0550	4500.0	85	26942	No
96	GOM_NL__2PRFIN20070426_062434_000000422057_00335_26942_3173.N1	26-APR-2007 06:24:34	Twi_and_stray	41.500	169	46Gam Hya	2.9910	4700.0	83	26942	No
97	GOM_NL__2PRFIN20070426_062758_000000382057_00335_26942_3174.N1	26-APR-2007 06:27:58	Bright	38.000	15	67Alp Vir	0.97600	28000.	76	26942	No
98	GOM_NL__2PRFIN20070426_063100_000000362057_00335_26942_3175.N1	26-APR-2007 06:31:00	Bright	36.000	121	29Gam Vir	2.7400	7200.0	72	26942	No
99	GOM_NL__2PRFIN20070426_063427_000000362057_00335_26942_3176.N1	26-APR-2007 06:34:27	Bright	36.000	138	47Eps Vir	2.8280	4700.0	72	26942	No
100	GOM_NL__2PRFIN20070426_064217_000000362057_00335_26942_3177.N1	26-APR-2007 06:42:17	Bright	35.500	152	12Alp2CVn	2.8900	11000.	71	26942	No
101	GOM_NL__2PRFIN20070426_064638_000000362057_00335_26942_3178.N1	26-APR-2007 06:46:38	Bright	35.500	87	64Gam UMa	2.4330	11000.	71	26942	No

102	GOM_NL__2PRFIN20070426_064752_000000352057_00335_26942_3179.N1	26-APR-2007 06:47:52	Bright	34.500	82	48Bet UMa	2.3650	10600.	69	26942	No
103	GOM_NL__2PRFIN20070426_064914_000000372057_00335_26942_3180.N1	26-APR-2007 06:49:14	Bright	36.500	36	50Alp UMa	1.8000	6300.0	73	26942	No
104	GOM_NL__2PRFIN20070426_065329_000000392057_00335_26942_3181.N1	26-APR-2007 06:53:29	Bright	38.500	60	7Bet UMi	2.0810	3950.0	77	26942	No
105	GOM_NL__2PRFIN20070426_065658_000000342057_00335_26942_3182.N1	26-APR-2007 06:56:58	Bright	34.000	49	1Alp UMi	1.9900	6300.0	68	26942	No
106	GOM_NL__2PRFIN20070426_070439_000000442057_00335_26942_3183.N1	26-APR-2007 07:04:39	Bright	44.000	110	37Del Cas	2.6780	8900.0	88	26942	No
107	GOM_NL__2PRFIN20070426_070606_000000362057_00335_26942_3184.N1	26-APR-2007 07:06:06	Bright	36.000	68	18Alp Cas	2.2250	4500.0	72	26942	No
108	GOM_NL__2PRFIN20070426_071458_000000412057_00335_26942_3185.N1	26-APR-2007 07:14:58	Bright	40.500	93	53Bet Peg	2.5200	3100.0	81	26942	No
109	GOM_NL__2PRFIN20070426_071846_000000422057_00335_26942_3186.N1	26-APR-2007 07:18:46	Tw_i_and_stray	42.000	90	54Alp Peg	2.4870	11000.	84	26942	No
110	GOM_NL__2PRFIN20070426_073123_000000442057_00335_26942_3187.N1	26-APR-2007 07:31:23	Dark	43.500	18	24Alp PsA	1.1660	9700.0	87	26942	No
111	GOM_NL__2PRFIN20070426_073520_000000422057_00335_26942_3188.N1	26-APR-2007 07:35:20	Dark	41.500	172	Gam Gru	3.0030	13100.	83	26942	No
112	GOM_NL__2PRFIN20070426_073704_000000412057_00335_26942_3189.N1	26-APR-2007 07:37:04	Dark	40.500	31	Alp Gru	1.7340	15200.	81	26942	No
113	GOM_NL__2PRFIN20070426_073955_000000392057_00335_26942_3190.N1	26-APR-2007 07:39:55	Dark	38.500	148	Alp Tuc	2.8780	4100.0	77	26942	No
114	GOM_NL__2PRFIN20070426_074225_000000412057_00336_26943_3195.N1	26-APR-2007 07:42:25	Dark	40.500	45	Alp Pav	1.9400	26000.	81	26943	No
115	GOM_NL__2PRFIN20070426_074920_000000482057_00336_26943_3196.N1	26-APR-2007 07:49:20	Dark	47.500	43	Alp TrA	1.9100	4250.0	95	26943	No
116	GOM_NL__2PRFIN20070426_075131_000000392057_00336_26943_3197.N1	26-APR-2007 07:51:31	Straylight	38.500	134	Bet TrA	2.8100	6600.0	77	26943	No
117	GOM_NL__2PRFIN20070426_075341_000000442057_00336_26943_3198.N1	26-APR-2007 07:53:41	Straylight	43.500	4	Alp1Cen	-0.010000	5800.0	87	26943	No
118	GOM_NL__2PRFIN20070426_075703_000000412057_00336_26943_3199.N1	26-APR-2007 07:57:03	Straylight	41.000	78	Alp Lup	2.3040	28000.	82	26943	No
119	GOM_NL__2PRFIN20070426_075836_000000412057_00336_26943_3200.N1	26-APR-2007 07:58:36	Straylight	41.000	81	Eta Cen	2.3560	28000.	82	26943	No
120	GOM_NL__2PRFIN20070426_080047_000000442057_00336_26943_3201.N1	26-APR-2007 08:00:47	Straylight	44.000	54	5The Cen	2.0550	4500.0	88	26943	No
121	GOM_NL__2PRFIN20070426_080510_000000412057_00336_26943_3202.N1	26-APR-2007 08:05:10	Tw_i_and_stray	41.000	169	46Gam Hya	2.9910	4700.0	82	26943	No
122	GOM_NL__2PRFIN20070426_080834_000000392057_00336_26943_3203.N1	26-APR-2007 08:08:34	Bright	39.000	15	67Alp Vir	0.97600	28000.	78	26943	No
123	GOM_NL__2PRFIN20070426_081136_000000362057_00336_26943_3204.N1	26-APR-2007 08:11:36	Bright	35.500	121	29Gam Vir	2.7400	7200.0	71	26943	No
124	GOM_NL__2PRFIN20070426_081503_000000372057_00336_26943_3205.N1	26-APR-2007 08:15:03	Bright	36.500	138	47Eps Vir	2.8280	4700.0	73	26943	No
125	GOM_NL__2PRFIN20070426_082253_000000372057_00336_26943_3206.N1	26-APR-2007 08:22:53	Bright	37.000	152	12Alp2CVn	2.8900	11000.	74	26943	No
126	GOM_NL__2PRFIN20070426_082714_000000362057_00336_26943_3207.N1	26-APR-2007 08:27:14	Bright	35.500	87	64Gam UMa	2.4330	11000.	71	26943	No
127	GOM_NL__2PRFIN20070426_082828_000000332057_00336_26943_3208.N1	26-APR-2007 08:28:28	Bright	33.000	82	48Bet UMa	2.3650	10600.	66	26943	No
128	GOM_NL__2PRFIN20070426_082950_000000352057_00336_26943_3209.N1	26-APR-2007 08:29:50	Bright	35.000	36	50Alp UMa	1.8000	6300.0	70	26943	No
129	GOM_NL__2PRFIN20070426_083405_000000342057_00336_26943_3210.N1	26-APR-2007 08:34:05	Bright	34.000	60	7Bet UMi	2.0810	3950.0	68	26943	No
130	GOM_NL__2PRFIN20070426_083734_000000332057_00336_26943_3211.N1	26-APR-2007 08:37:34	Bright	32.500	49	1Alp UMi	1.9900	6300.0	65	26943	No
131	GOM_NL__2PRFIN20070426_084515_000000332057_00336_26943_3212.N1	26-APR-2007 08:45:15	Bright	33.000	110	37Del Cas	2.6780	8900.0	66	26943	No
132	GOM_NL__2PRFIN20070426_084642_000000352057_00336_26943_3213.N1	26-APR-2007 08:46:42	Bright	34.500	68	18Alp Cas	2.2250	4500.0	69	26943	No
133	GOM_NL__2PRFIN20070426_085534_000000392057_00336_26943_3214.N1	26-APR-2007 08:55:34	Bright	39.000	93	53Bet Peg	2.5200	3100.0	78	26943	No
134	GOM_NL__2PRFIN20070426_085922_000000432057_00336_26943_3215.N1	26-APR-2007 08:59:22	Tw_i_and_stray	43.000	90	54Alp Peg	2.4870	11000.	86	26943	No
135	GOM_NL__2PRFIN20070426_091200_000000442057_00336_26943_3216.N1	26-APR-2007 09:12:00	Dark	44.000	18	24Alp PsA	1.1660	9700.0	88	26943	No
136	GOM_NL__2PRFIN20070426_091557_000000392057_00336_26943_3217.N1	26-APR-2007 09:15:57	Dark	39.000	172	Gam Gru	3.0030	13100.	78	26943	No
137	GOM_NL__2PRFIN20070426_091740_000000402057_00336_26943_3218.N1	26-APR-2007 09:17:40	Dark	39.500	31	Alp Gru	1.7340	15200.	79	26943	No
138	GOM_NL__2PRFIN20070426_092031_000000382057_00336_26943_3219.N1	26-APR-2007 09:20:31	Dark	38.000	148	Alp Tuc	2.8780	4100.0	76	26943	No
139	GOM_NL__2PRFIN20070426_092301_000000412057_00337_26944_3205.N1	26-APR-2007 09:23:01	Dark	41.000	45	Alp Pav	1.9400	26000.	82	26944	No
140	GOM_NL__2PRFIN20070426_092956_000000412057_00337_26944_3206.N1	26-APR-2007 09:29:56	Dark	41.000	43	Alp TrA	1.9100	4250.0	82	26944	No
141	GOM_NL__2PRFIN20070426_093207_000000392057_00337_26944_3207.N1	26-APR-2007 09:32:07	Straylight	39.000	134	Bet TrA	2.8100	6600.0	78	26944	No
142	GOM_NL__2PRFIN20070426_093418_000000482057_00337_26944_3208.N1	26-APR-2007 09:34:18	Straylight	48.000	4	Alp1Cen	-0.010000	5800.0	96	26944	No
143	GOM_NL__2PRFIN20070426_093739_000000432057_00337_26944_3209.N1	26-APR-2007 09:37:39	Straylight	43.000	78	Alp Lup	2.3040	28000.	86	26944	No
144	GOM_NL__2PRFIN20070426_093912_000000392057_00337_26944_3210.N1	26-APR-2007 09:39:12	Straylight	38.500	81	Eta Cen	2.3560	28000.	77	26944	No
145	GOM_NL__2PRFIN20070426_094123_000000412057_00337_26944_3211.N1	26-APR-2007 09:41:23	Straylight	41.000	54	5The Cen	2.0550	4500.0	82	26944	No
146	GOM_NL__2PRFIN20070426_094546_000000382057_00337_26944_3212.N1	26-APR-2007 09:45:46	Tw_i_and_stray	37.500	169	46Gam Hya	2.9910	4700.0	75	26944	No
147	GOM_NL__2PRFIN20070426_094910_000000382057_00337_26944_3213.N1	26-APR-2007 09:49:10	Bright	37.500	15	67Alp Vir	0.97600	28000.	75	26944	No
148	GOM_NL__2PRFIN20070426_095212_000000352057_00337_26944_3214.N1	26-APR-2007 09:52:12	Bright	35.000	121	29Gam Vir	2.7400	7200.0	70	26944	No
149	GOM_NL__2PRFIN20070426_095539_000000372057_00337_26944_3215.N1	26-APR-2007 09:55:39	Bright	37.000	138	47Eps Vir	2.8280	4700.0	74	26944	No
150	GOM_NL__2PRFIN20070426_100329_000000362057_00337_26944_3216.N1	26-APR-2007 10:03:29	Bright	35.500	152	12Alp2CVn	2.8900	11000.	71	26944	No
151	GOM_NL__2PRFIN20070426_100750_000000362057_00337_26944_3217.N1	26-APR-2007 10:07:50	Bright	35.500	87	64Gam UMa	2.4330	11000.	71	26944	No
152	GOM_NL__2PRFIN20070426_100904_000000522057_00337_26944_3218.N1	26-APR-2007 10:09:04	Bright	52.000	82	48Bet UMa	2.3650	10600.	104	26944	No
153	GOM_NL__2PRFIN20070426_101026_000000352057_00337_26944_3219.N1	26-APR-2007 10:10:26	Bright	35.000	36	50Alp UMa	1.8000	6300.0	70	26944	No
154	GOM_NL__2PRFIN20070426_101440_000000382057_00337_26944_3220.N1	26-APR-2007 10:14:40	Bright	38.000	60	7Bet UMi	2.0810	3950.0	76	26944	No
155	GOM_NL__2PRFIN20070426_101810_000000352057_00337_26944_3221.N1	26-APR-2007 10:18:10	Bright	35.000	49	1Alp UMi	1.9900	6300.0	70	26944	No
156	GOM_NL__2PRFIN20070426_102551_000000332057_00337_26944_3222.N1	26-APR-2007 10:25:51	Bright	33.000	110	37Del Cas	2.6780	8900.0	66	26944	No
157	GOM_NL__2PRFIN20070426_102718_000000332057_00337_26944_3223.N1	26-APR-2007 10:27:18	Bright	33.000	68	18Alp Cas	2.2250	4500.0	66	26944	No
158	GOM_NL__2PRFIN20070426_103610_000000412057_00337_26944_3224.N1	26-APR-2007 10:36:10	Bright	41.000	93	53Bet Peg	2.5200	3100.0	82	26944	No
159	GOM_NL__2PRFIN20070426_103959_000000412057_00337_26944_3225.N1	26-APR-2007 10:39:59	Tw_i_and_stray	41.000	90	54Alp Peg	2.4870	11000.	82	26944	No
160	GOM_NL__2PRFIN20070426_105236_000000452057_00337_26944_3226.N1	26-APR-2007 10:52:36	Dark	44.500	18	24Alp PsA	1.1660	9700.0	89	26944	No

161	GOM_NL__2PRFIN20070426_105633_000000422057_00337_26944_3227.N1	26-APR-2007 10:56:33	Dark	42.000	172	Gam Gru	3.0030	13100.	84	26944	No
162	GOM_NL__2PRFIN20070426_105817_000000442057_00337_26944_3228.N1	26-APR-2007 10:58:17	Dark	44.000	31	Alp Gru	1.7340	15200.	88	26944	No
163	GOM_NL__2PRFIN20070426_110107_000000392057_00337_26944_3229.N1	26-APR-2007 11:01:07	Dark	38.500	148	Alp Tuc	2.8780	4100.0	77	26944	No
164	GOM_NL__2PRFIN20070426_110338_000000422057_00338_26945_3221.N1	26-APR-2007 11:03:38	Dark	41.500	45	Alp Pav	1.9400	26000.	83	26945	No
165	GOM_NL__2PRFIN20070426_111033_000000412057_00338_26945_3222.N1	26-APR-2007 11:10:33	Dark	41.000	43	Alp TrA	1.9100	4250.0	82	26945	No
166	GOM_NL__2PRFIN20070426_111243_000000382057_00338_26945_3223.N1	26-APR-2007 11:12:43	Straylight	38.000	134	Bet TrA	2.8100	6600.0	76	26945	No
167	GOM_NL__2PRFIN20070426_111454_000000402057_00338_26945_3224.N1	26-APR-2007 11:14:54	Straylight	40.000	4	Alp1Cen	-0.010000	5800.0	80	26945	No
168	GOM_NL__2PRFIN20070426_111815_000000402057_00338_26945_3225.N1	26-APR-2007 11:18:15	Straylight	40.000	78	Alp Lup	2.3040	28000.	80	26945	No
169	GOM_NL__2PRFIN20070426_111949_000000422057_00338_26945_3226.N1	26-APR-2007 11:19:49	Straylight	41.500	81	Eta Cen	2.3560	28000.	83	26945	No
170	GOM_NL__2PRFIN20070426_112159_000000432057_00338_26945_3227.N1	26-APR-2007 11:21:59	Straylight	42.500	54	5The Cen	2.0550	4500.0	85	26945	No
171	GOM_NL__2PRFIN20070426_112622_000000402057_00338_26945_3228.N1	26-APR-2007 11:26:22	Tw_i_and_stray	39.500	169	46Gam Hya	2.9910	4700.0	79	26945	No
172	GOM_NL__2PRFIN20070426_112946_000000392057_00338_26945_3229.N1	26-APR-2007 11:29:46	Bright	39.000	15	67Alp Vir	0.97600	28000.	78	26945	No
173	GOM_NL__2PRFIN20070426_113248_000000352057_00338_26945_3230.N1	26-APR-2007 11:32:48	Bright	35.000	121	29Gam Vir	2.7400	7200.0	70	26945	No
174	GOM_NL__2PRFIN20070426_113615_000000362057_00338_26945_3231.N1	26-APR-2007 11:36:15	Bright	36.000	138	47Eps Vir	2.8280	4700.0	72	26945	No
175	GOM_NL__2PRFIN20070426_114405_000000352057_00338_26945_3232.N1	26-APR-2007 11:44:05	Bright	35.000	152	12Alp2CVn	2.8900	11000.	70	26945	No
176	GOM_NL__2PRFIN20070426_114826_000000362057_00338_26945_3233.N1	26-APR-2007 11:48:26	Bright	36.000	87	64Gam UMa	2.4330	11000.	72	26945	No
177	GOM_NL__2PRFIN20070426_114940_000000352057_00338_26945_3234.N1	26-APR-2007 11:49:40	Bright	35.000	82	48Bet UMa	2.3650	10600.	70	26945	No
178	GOM_NL__2PRFIN20070426_115102_000000372057_00338_26945_3235.N1	26-APR-2007 11:51:02	Bright	37.000	36	50Alp UMa	1.8000	6300.0	74	26945	No
179	GOM_NL__2PRFIN20070426_115516_000000372057_00338_26945_3236.N1	26-APR-2007 11:55:16	Bright	37.000	60	7Bet UMi	2.0810	3950.0	74	26945	No
180	GOM_NL__2PRFIN20070426_115845_000000372057_00338_26945_3237.N1	26-APR-2007 11:58:45	Bright	37.000	49	1Alp UMi	1.9900	6300.0	74	26945	No
181	GOM_NL__2PRFIN20070426_120627_000000332057_00338_26945_3238.N1	26-APR-2007 12:06:27	Bright	33.000	110	37Del Cas	2.6780	8900.0	66	26945	No
182	GOM_NL__2PRFIN20070426_120754_000000322057_00338_26945_3239.N1	26-APR-2007 12:07:54	Bright	32.000	68	18Alp Cas	2.2250	4500.0	64	26945	No
183	GOM_NL__2PRFIN20070426_121646_000000422057_00338_26945_3240.N1	26-APR-2007 12:16:46	Bright	41.500	93	53Bet Peg	2.5200	3100.0	83	26945	No
184	GOM_NL__2PRFIN20070426_122035_000000422057_00338_26945_3241.N1	26-APR-2007 12:20:35	Tw_i_and_stray	41.500	90	54Alp Peg	2.4870	11000.	83	26945	No
185	GOM_NL__2PRFIN20070426_123312_000000502057_00338_26945_3242.N1	26-APR-2007 12:33:12	Dark	50.000	18	24Alp PsA	1.1660	9700.0	100	26945	No
186	GOM_NL__2PRFIN20070426_123710_000000432057_00338_26945_3243.N1	26-APR-2007 12:37:10	Dark	43.000	172	Gam Gru	3.0030	13100.	86	26945	No
187	GOM_NL__2PRFIN20070426_123853_000000402057_00338_26945_3244.N1	26-APR-2007 12:38:53	Dark	40.000	31	Alp Gru	1.7340	15200.	80	26945	No
188	GOM_NL__2PRFIN20070426_124144_000000382057_00338_26945_3245.N1	26-APR-2007 12:41:44	Dark	37.500	148	Alp Tuc	2.8780	4100.0	75	26945	No
189	GOM_NL__2PRFIN20070426_124414_000000412057_00339_26946_3229.N1	26-APR-2007 12:44:14	Dark	40.500	45	Alp Pav	1.9400	26000.	81	26946	No
190	GOM_NL__2PRFIN20070426_125109_000000442057_00339_26946_3230.N1	26-APR-2007 12:51:09	Dark	43.500	43	Alp TrA	1.9100	4250.0	87	26946	No
191	GOM_NL__2PRFIN20070426_125320_000000422057_00339_26946_3231.N1	26-APR-2007 12:53:20	Straylight	41.500	134	Bet TrA	2.8100	6600.0	83	26946	No
192	GOM_NL__2PRFIN20070426_125530_000000442057_00339_26946_3232.N1	26-APR-2007 12:55:30	Straylight	44.000	4	Alp1Cen	-0.010000	5800.0	88	26946	No
193	GOM_NL__2PRFIN20070426_125851_000000392057_00339_26946_3233.N1	26-APR-2007 12:58:51	Straylight	38.500	78	Alp Lup	2.3040	28000.	77	26946	No
194	GOM_NL__2PRFIN20070426_130025_000000422057_00339_26946_3234.N1	26-APR-2007 13:00:25	Straylight	41.500	81	Eta Cen	2.3560	28000.	83	26946	No
195	GOM_NL__2PRFIN20070426_130235_000000462057_00339_26946_3235.N1	26-APR-2007 13:02:35	Straylight	45.500	54	5The Cen	2.0550	4500.0	91	26946	No
196	GOM_NL__2PRFIN20070426_130658_000000392057_00339_26946_3236.N1	26-APR-2007 13:06:58	Bright	39.000	169	46Gam Hya	2.9910	4700.0	78	26946	No
197	GOM_NL__2PRFIN20070426_131022_000000402057_00339_26946_3237.N1	26-APR-2007 13:10:22	Bright	40.000	15	67Alp Vir	0.97600	28000.	80	26946	No
198	GOM_NL__2PRFIN20070426_131324_000000362057_00339_26946_3238.N1	26-APR-2007 13:13:24	Bright	35.500	121	29Gam Vir	2.7400	7200.0	71	26946	No
199	GOM_NL__2PRFIN20070426_131650_000000362057_00339_26946_3239.N1	26-APR-2007 13:16:50	Bright	35.500	138	47Eps Vir	2.8280	4700.0	71	26946	No
200	GOM_NL__2PRFIN20070426_132441_000000362057_00339_26946_3240.N1	26-APR-2007 13:24:41	Bright	36.000	152	12Alp2CVn	2.8900	11000.	72	26946	No
201	GOM_NL__2PRFIN20070426_132902_000000352057_00339_26946_3241.N1	26-APR-2007 13:29:02	Bright	35.000	87	64Gam UMa	2.4330	11000.	70	26946	No
202	GOM_NL__2PRFIN20070426_133016_000000372057_00339_26946_3242.N1	26-APR-2007 13:30:16	Bright	36.500	82	48Bet UMa	2.3650	10600.	73	26946	No
203	GOM_NL__2PRFIN20070426_133138_000000362057_00339_26946_3243.N1	26-APR-2007 13:31:38	Bright	35.500	36	50Alp UMa	1.8000	6300.0	71	26946	No
204	GOM_NL__2PRFIN20070426_133552_000000412057_00339_26946_3244.N1	26-APR-2007 13:35:52	Bright	40.500	60	7Bet UMi	2.0810	3950.0	81	26946	No
205	GOM_NL__2PRFIN20070426_133921_000000352057_00339_26946_3245.N1	26-APR-2007 13:39:21	Bright	35.000	49	1Alp UMi	1.9900	6300.0	70	26946	No
206	GOM_NL__2PRFIN20070426_134703_000000332057_00339_26946_3246.N1	26-APR-2007 13:47:03	Bright	33.000	110	37Del Cas	2.6780	8900.0	66	26946	No
207	GOM_NL__2PRFIN20070426_134830_000000412057_00339_26946_3247.N1	26-APR-2007 13:48:30	Bright	41.000	68	18Alp Cas	2.2250	4500.0	82	26946	No
208	GOM_NL__2PRFIN20070426_135722_000000552057_00339_26946_3248.N1	26-APR-2007 13:57:22	Bright	55.000	93	53Bet Peg	2.5200	3100.0	110	26946	No
209	GOM_NL__2PRFIN20070426_140111_000000422057_00339_26946_3249.N1	26-APR-2007 14:01:11	Tw_i_and_stray	42.000	90	54Alp Peg	2.4870	11000.	84	26946	No
210	GOM_NL__2PRFIN20070426_141349_000000432057_00339_26946_3250.N1	26-APR-2007 14:13:49	Dark	42.500	18	24Alp PsA	1.1660	9700.0	85	26946	No
211	GOM_NL__2PRFIN20070426_141747_000000402057_00339_26946_3251.N1	26-APR-2007 14:17:47	Dark	39.500	172	Gam Gru	3.0030	13100.	79	26946	No
212	GOM_NL__2PRFIN20070426_141929_000000392057_00339_26946_3252.N1	26-APR-2007 14:19:29	Dark	39.000	31	Alp Gru	1.7340	15200.	78	26946	No
213	GOM_NL__2PRFIN20070426_142220_000000442057_00339_26946_3253.N1	26-APR-2007 14:22:20	Dark	44.000	148	Alp Tuc	2.8780	4100.0	88	26946	No
214	GOM_NL__2PRFIN20070426_142451_000000392057_00340_26947_3248.N1	26-APR-2007 14:24:51	Dark	39.000	45	Alp Pav	1.9400	26000.	78	26947	No
215	GOM_NL__2PRFIN20070426_143145_000000392057_00340_26947_3249.N1	26-APR-2007 14:31:45	Dark	39.000	43	Alp TrA	1.9100	4250.0	78	26947	No
216	GOM_NL__2PRFIN20070426_143356_000000382057_00340_26947_3250.N1	26-APR-2007 14:33:56	Straylight	37.500	134	Bet TrA	2.8100	6600.0	75	26947	No
217	GOM_NL__2PRFIN20070426_143606_000000482057_00340_26947_3251.N1	26-APR-2007 14:36:06	Straylight	47.500	4	Alp1Cen	-0.010000	5800.0	95	26947	No
218	GOM_NL__2PRFIN20070426_143928_000000402057_00340_26947_3252.N1	26-APR-2007 14:39:28	Straylight	39.500	78	Alp Lup	2.3040	28000.	79	26947	No
219	GOM_NL__2PRFIN20070426_144101_000000412057_00340_26947_3253.N1	26-APR-2007 14:41:01	Straylight	41.000	81	Eta Cen	2.3560	28000.	82	26947	No

220	GOM_NL__2PRFIN20070426_144311_000000422057_00340_26947_3254.N1	26-APR-2007 14:43:11	Straylight	41.500	54	5The Cen	2.0550	4500.0	83	26947	No
221	GOM_NL__2PRFIN20070426_144734_000000412057_00340_26947_3255.N1	26-APR-2007 14:47:34	Bright	41.000	169	46Gam Hya	2.9910	4700.0	82	26947	No
222	GOM_NL__2PRFIN20070426_145058_000000392057_00340_26947_3256.N1	26-APR-2007 14:50:58	Bright	39.000	15	67Alp Vir	0.97600	28000.	78	26947	No
223	GOM_NL__2PRFIN20070426_145400_000000362057_00340_26947_3257.N1	26-APR-2007 14:54:00	Bright	36.000	121	29Gam Vir	2.7400	7200.0	72	26947	No
224	GOM_NL__2PRFIN20070426_145726_000000362057_00340_26947_3258.N1	26-APR-2007 14:57:26	Bright	35.500	138	47Eps Vir	2.8280	4700.0	71	26947	No
225	GOM_NL__2PRFIN20070426_150516_000000362057_00340_26947_3259.N1	26-APR-2007 15:05:16	Bright	35.500	152	12Alp2CVn	2.8900	11000.	71	26947	No
226	GOM_NL__2PRFIN20070426_150938_000000362057_00340_26947_3260.N1	26-APR-2007 15:09:38	Bright	35.500	87	64Gam UMa	2.4330	11000.	71	26947	No
227	GOM_NL__2PRFIN20070426_151052_000000362057_00340_26947_3261.N1	26-APR-2007 15:10:52	Bright	36.000	82	48Bet UMa	2.3650	10600.	72	26947	No
228	GOM_NL__2PRFIN20070426_151215_000000382057_00340_26947_3262.N1	26-APR-2007 15:12:15	Bright	37.500	36	50Alp UMa	1.8000	6300.0	75	26947	No
229	GOM_NL__2PRFIN20070426_151628_000000382057_00340_26947_3263.N1	26-APR-2007 15:16:28	Bright	37.500	60	7Bet UMi	2.0810	3950.0	75	26947	No
230	GOM_NL__2PRFIN20070426_151957_000000362057_00340_26947_3264.N1	26-APR-2007 15:19:57	Bright	36.000	49	1Alp UMi	1.9900	6300.0	72	26947	No
231	GOM_NL__2PRFIN20070426_152740_000000342057_00340_26947_3265.N1	26-APR-2007 15:27:40	Bright	34.000	110	37Del Cas	2.6780	8900.0	68	26947	No
232	GOM_NL__2PRFIN20070426_152906_000000442057_00340_26947_3266.N1	26-APR-2007 15:29:06	Bright	44.000	68	18Alp Cas	2.2250	4500.0	88	26947	No
233	GOM_NL__2PRFIN20070426_153758_000000422057_00340_26947_3267.N1	26-APR-2007 15:37:58	Bright	42.000	93	53Bet Peg	2.5200	3100.0	84	26947	No
234	GOM_NL__2PRFIN20070426_154147_000000442057_00340_26947_3268.N1	26-APR-2007 15:41:47	Tw_i_and_stray	43.500	90	54Alp Peg	2.4870	11000.	87	26947	No
235	GOM_NL__2PRFIN20070426_155425_000000432057_00340_26947_3269.N1	26-APR-2007 15:54:25	Dark	42.500	18	24Alp PsA	1.1660	9700.0	85	26947	No
236	GOM_NL__2PRFIN20070426_155823_000000402057_00340_26947_3270.N1	26-APR-2007 15:58:23	Dark	40.000	172	Gam Gru	3.0030	13100.	80	26947	No
237	GOM_NL__2PRFIN20070426_160006_000000382057_00340_26947_3271.N1	26-APR-2007 16:00:06	Dark	37.500	31	Alp Gru	1.7340	15200.	75	26947	No
238	GOM_NL__2PRFIN20070426_160256_000000392057_00340_26947_3272.N1	26-APR-2007 16:02:56	Dark	38.500	148	Alp Tuc	2.8780	4100.0	77	26947	No
239	GOM_NL__2PRFIN20070426_160527_000000402057_00341_26948_3274.N1	26-APR-2007 16:05:27	Dark	39.500	45	Alp Pav	1.9400	26000.	79	26948	No
240	GOM_NL__2PRFIN20070426_161222_000000402057_00341_26948_3275.N1	26-APR-2007 16:12:22	Dark	40.000	43	Alp TrA	1.9100	4250.0	80	26948	No
241	GOM_NL__2PRFIN20070426_161432_000000382057_00341_26948_3276.N1	26-APR-2007 16:14:32	Straylight	38.000	134	Bet TrA	2.8100	6600.0	76	26948	No
242	GOM_NL__2PRFIN20070426_161643_000000412057_00341_26948_3277.N1	26-APR-2007 16:16:43	Straylight	41.000	4	Alp1Cen	-0.010000	5800.0	82	26948	No
243	GOM_NL__2PRFIN20070426_162004_000000432057_00341_26948_3278.N1	26-APR-2007 16:20:04	Straylight	42.500	78	Alp Lup	2.3040	28000.	85	26948	No
244	GOM_NL__2PRFIN20070426_162138_000000412057_00341_26948_3279.N1	26-APR-2007 16:21:38	Straylight	40.500	81	Eta Cen	2.3560	28000.	81	26948	No
245	GOM_NL__2PRFIN20070426_162347_000000432057_00341_26948_3280.N1	26-APR-2007 16:23:47	Straylight	43.000	54	5The Cen	2.0550	4500.0	86	26948	No
246	GOM_NL__2PRFIN20070426_162810_000000422057_00341_26948_3281.N1	26-APR-2007 16:28:10	Bright	42.000	169	46Gam Hya	2.9910	4700.0	84	26948	No
247	GOM_NL__2PRFIN20070426_163134_000000412057_00341_26948_3282.N1	26-APR-2007 16:31:34	Bright	40.500	15	67Alp Vir	0.97600	28000.	81	26948	No
248	GOM_NL__2PRFIN20070426_163436_000000372057_00341_26948_3283.N1	26-APR-2007 16:34:36	Bright	36.500	121	29Gam Vir	2.7400	7200.0	73	26948	No
249	GOM_NL__2PRFIN20070426_163802_000000362057_00341_26948_3284.N1	26-APR-2007 16:38:02	Bright	35.500	138	47Eps Vir	2.8280	4700.0	71	26948	No
250	GOM_NL__2PRFIN20070426_164552_000000362057_00341_26948_3285.N1	26-APR-2007 16:45:52	Bright	36.000	152	12Alp2CVn	2.8900	11000.	72	26948	No
251	GOM_NL__2PRFIN20070426_165014_000000372057_00341_26948_3286.N1	26-APR-2007 16:50:14	Bright	36.500	87	64Gam UMa	2.4330	11000.	73	26948	No
252	GOM_NL__2PRFIN20070426_165129_000000362057_00341_26948_3287.N1	26-APR-2007 16:51:29	Bright	35.500	82	48Bet UMa	2.3650	10600.	71	26948	No
253	GOM_NL__2PRFIN20070426_165251_000000362057_00341_26948_3288.N1	26-APR-2007 16:52:51	Bright	36.000	36	50Alp UMa	1.8000	6300.0	72	26948	No
254	GOM_NL__2PRFIN20070426_165703_000000362057_00341_26948_3289.N1	26-APR-2007 16:57:03	Bright	35.500	60	7Bet UMi	2.0810	3950.0	71	26948	No
255	GOM_NL__2PRFIN20070426_170033_000000352057_00341_26948_3290.N1	26-APR-2007 17:00:33	Bright	35.000	49	1Alp UMi	1.9900	6300.0	70	26948	No
256	GOM_NL__2PRFIN20070426_170816_000000332057_00341_26948_3291.N1	26-APR-2007 17:08:16	Bright	33.000	110	37Del Cas	2.6780	8900.0	66	26948	No
257	GOM_NL__2PRFIN20070426_170942_000000352057_00341_26948_3292.N1	26-APR-2007 17:09:42	Bright	34.500	68	18Alp Cas	2.2250	4500.0	69	26948	No
258	GOM_NL__2PRFIN20070426_171834_000000412057_00341_26948_3293.N1	26-APR-2007 17:18:34	Bright	41.000	93	53Bet Peg	2.5200	3100.0	82	26948	No
259	GOM_NL__2PRFIN20070426_172223_000000422057_00341_26948_3294.N1	26-APR-2007 17:22:23	Tw_i_and_stray	41.500	90	54Alp Peg	2.4870	11000.	83	26948	No
260	GOM_NL__2PRFIN20070426_173501_000000452057_00341_26948_3295.N1	26-APR-2007 17:35:01	Dark	45.000	18	24Alp PsA	1.1660	9700.0	90	26948	No
261	GOM_NL__2PRFIN20070426_173900_000000412057_00341_26948_3296.N1	26-APR-2007 17:39:00	Dark	40.500	172	Gam Gru	3.0030	13100.	81	26948	No
262	GOM_NL__2PRFIN20070426_174042_000000432057_00341_26948_3297.N1	26-APR-2007 17:40:42	Dark	43.000	31	Alp Gru	1.7340	15200.	86	26948	No
263	GOM_NL__2PRFIN20070426_174333_000000422057_00341_26948_3298.N1	26-APR-2007 17:43:33	Dark	41.500	148	Alp Tuc	2.8780	4100.0	83	26948	No
264	GOM_NL__2PRFIN20070426_174604_000000392057_00342_26949_3286.N1	26-APR-2007 17:46:04	Dark	39.000	45	Alp Pav	1.9400	26000.	78	26949	No
265	GOM_NL__2PRFIN20070426_175258_000000432057_00342_26949_3287.N1	26-APR-2007 17:52:58	Dark	42.500	43	Alp TrA	1.9100	4250.0	85	26949	No
266	GOM_NL__2PRFIN20070426_175509_000000382057_00342_26949_3288.N1	26-APR-2007 17:55:09	Straylight	37.500	134	Bet TrA	2.8100	6600.0	75	26949	No
267	GOM_NL__2PRFIN20070426_175719_000000512057_00342_26949_3289.N1	26-APR-2007 17:57:19	Straylight	50.500	4	Alp1Cen	-0.010000	5800.0	101	26949	No
268	GOM_NL__2PRFIN20070426_180040_000000442057_00342_26949_3290.N1	26-APR-2007 18:00:40	Straylight	43.500	78	Alp Lup	2.3040	28000.	87	26949	No
269	GOM_NL__2PRFIN20070426_180214_000000402057_00342_26949_3291.N1	26-APR-2007 18:02:14	Straylight	40.000	81	Eta Cen	2.3560	28000.	80	26949	No
270	GOM_NL__2PRFIN20070426_180424_000000462057_00342_26949_3292.N1	26-APR-2007 18:04:24	Straylight	46.000	54	5The Cen	2.0550	4500.0	92	26949	No
271	GOM_NL__2PRFIN20070426_180847_000000412057_00342_26949_3293.N1	26-APR-2007 18:08:47	Bright	41.000	169	46Gam Hya	2.9910	4700.0	82	26949	No
272	GOM_NL__2PRFIN20070426_181210_000000402057_00342_26949_3294.N1	26-APR-2007 18:12:10	Bright	40.000	15	67Alp Vir	0.97600	28000.	80	26949	No
273	GOM_NL__2PRFIN20070426_181512_000000372057_00342_26949_3295.N1	26-APR-2007 18:15:12	Bright	36.500	121	29Gam Vir	2.7400	7200.0	73	26949	No
274	GOM_NL__2PRFIN20070426_181838_000000362057_00342_26949_3296.N1	26-APR-2007 18:18:38	Bright	36.000	138	47Eps Vir	2.8280	4700.0	72	26949	No
275	GOM_NL__2PRFIN20070426_182628_000000352057_00342_26949_3297.N1	26-APR-2007 18:26:28	Bright	34.500	152	12Alp2CVn	2.8900	11000.	69	26949	No
276	GOM_NL__2PRFIN20070426_183050_000000352057_00342_26949_3298.N1	26-APR-2007 18:30:50	Bright	35.000	87	64Gam UMa	2.4330	11000.	70	26949	No
277	GOM_NL__2PRFIN20070426_183205_000000362057_00342_26949_3299.N1	26-APR-2007 18:32:05	Bright	36.000	82	48Bet UMa	2.3650	10600.	72	26949	No
278	GOM_NL__2PRFIN20070426_183327_000000372057_00342_26949_3300.N1	26-APR-2007 18:33:27	Bright	36.500	36	50Alp UMa	1.8000	6300.0	73	26949	No

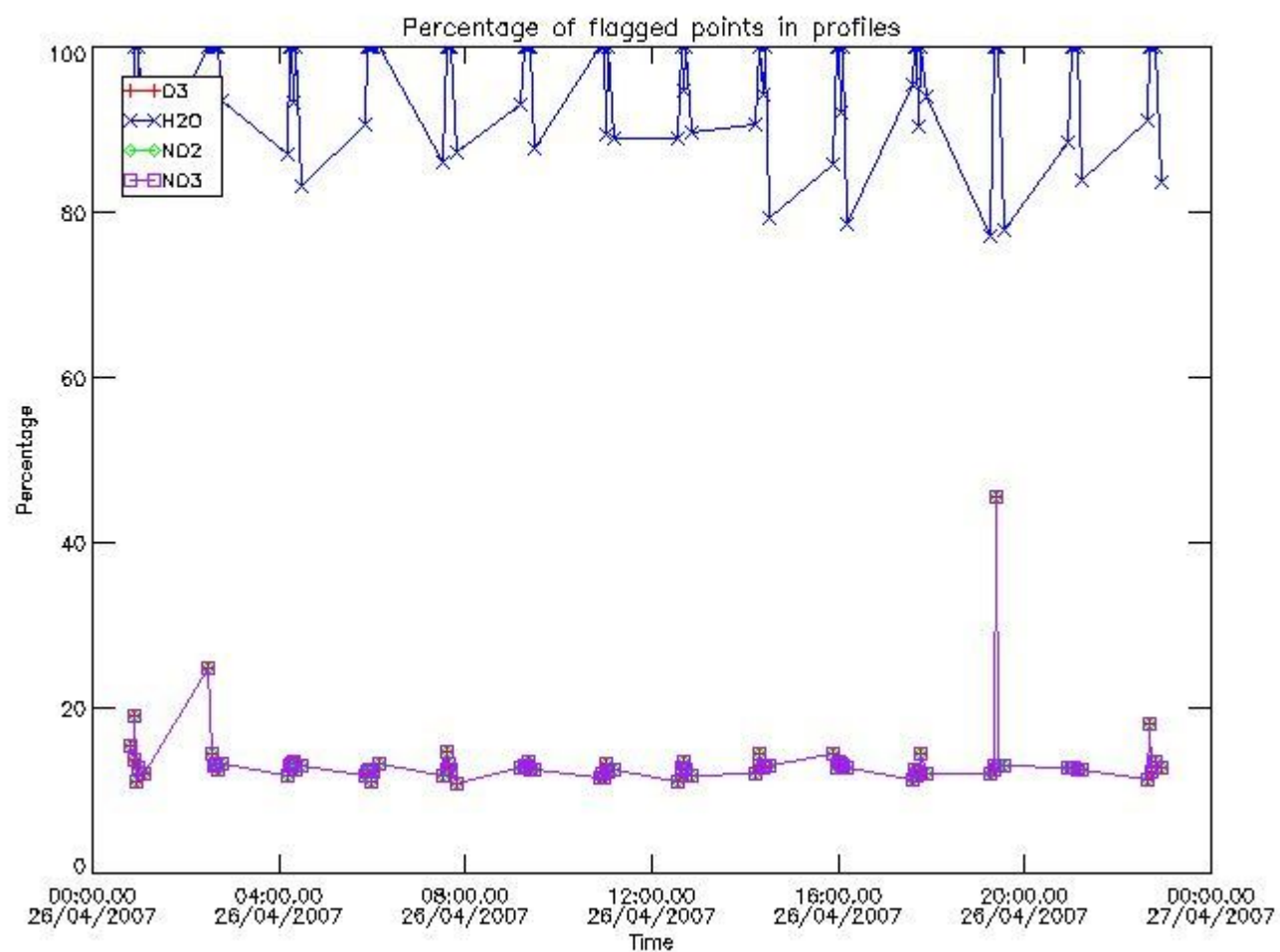
279	GOM_NL__2PRFIN20070426_183739_000000392057_00342_26949_3301.N1	26-APR-2007 18:37:39	Bright	39.000	60	7Bet UMi	2.0810	3950.0	78	26949	No
280	GOM_NL__2PRFIN20070426_184109_000000372057_00342_26949_3302.N1	26-APR-2007 18:41:09	Bright	36.500	49	1Alp UMi	1.9900	6300.0	73	26949	No
281	GOM_NL__2PRFIN20070426_184852_000000332057_00342_26949_3303.N1	26-APR-2007 18:48:52	Bright	32.500	110	37Del Cas	2.6780	8900.0	65	26949	No
282	GOM_NL__2PRFIN20070426_185018_000000322057_00342_26949_3304.N1	26-APR-2007 18:50:18	Bright	32.000	68	18Alp Cas	2.2250	4500.0	64	26949	No
283	GOM_NL__2PRFIN20070426_185910_000000422057_00342_26949_3305.N1	26-APR-2007 18:59:10	Bright	42.000	93	53Bet Peg	2.5200	3100.0	84	26949	No
284	GOM_NL__2PRFIN20070426_190300_000000442057_00342_26949_3306.N1	26-APR-2007 19:03:00	Twi_and_stray	43.500	90	54Alp Peg	2.4870	11000.	87	26949	No
285	GOM_NL__2PRFIN20070426_191538_000000422057_00342_26949_3307.N1	26-APR-2007 19:15:38	Dark	42.000	18	24Alp PsA	1.1660	9700.0	84	26949	No
286	GOM_NL__2PRFIN20070426_191936_000000412057_00342_26949_3308.N1	26-APR-2007 19:19:36	Dark	40.500	172	Gam Gru	3.0030	13100.	81	26949	No
287	GOM_NL__2PRFIN20070426_192119_000000402057_00342_26949_3309.N1	26-APR-2007 19:21:19	Dark	39.500	31	Alp Gru	1.7340	15200.	79	26949	No
288	GOM_NL__2PRFIN20070426_192409_000000112057_00342_26949_1618.N1	26-APR-2007 19:24:09	Dark	11.000	148	Alp Tuc	2.8780	4100.0	22	26949	No
289	GOM_NL__2PRFIN20070426_192641_000000402057_00343_26950_3302.N1	26-APR-2007 19:26:41	Dark	39.500	45	Alp Pav	1.9400	26000.	79	26950	No
290	GOM_NL__2PRFIN20070426_193334_000000392057_00343_26950_3303.N1	26-APR-2007 19:33:34	Dark	39.000	43	Alp TrA	1.9100	4250.0	78	26950	No
291	GOM_NL__2PRFIN20070426_193545_000000392057_00343_26950_3304.N1	26-APR-2007 19:35:45	Straylight	38.500	134	Bet TrA	2.8100	6600.0	77	26950	No
292	GOM_NL__2PRFIN20070426_193755_000000492057_00343_26950_3305.N1	26-APR-2007 19:37:55	Straylight	49.000	4	Alp1Cen	-0.010000	5800.0	98	26950	No
293	GOM_NL__2PRFIN20070426_194117_000000392057_00343_26950_3306.N1	26-APR-2007 19:41:17	Straylight	39.000	78	Alp Lup	2.3040	28000.	78	26950	No
294	GOM_NL__2PRFIN20070426_194250_000000442057_00343_26950_3307.N1	26-APR-2007 19:42:50	Straylight	43.500	81	Eta Cen	2.3560	28000.	87	26950	No
295	GOM_NL__2PRFIN20070426_194500_000000432057_00343_26950_3308.N1	26-APR-2007 19:45:00	Straylight	43.000	54	5The Cen	2.0550	4500.0	86	26950	No
296	GOM_NL__2PRFIN20070426_194923_000000392057_00343_26950_3309.N1	26-APR-2007 19:49:23	Bright	39.000	169	46Gam Hya	2.9910	4700.0	78	26950	No
297	GOM_NL__2PRFIN20070426_195246_000000402057_00343_26950_3310.N1	26-APR-2007 19:52:46	Bright	39.500	15	67Alp Vir	0.97600	28000.	79	26950	No
298	GOM_NL__2PRFIN20070426_195549_000000362057_00343_26950_3311.N1	26-APR-2007 19:55:49	Bright	36.000	121	29Gam Vir	2.7400	7200.0	72	26950	No
299	GOM_NL__2PRFIN20070426_195914_000000362057_00343_26950_3312.N1	26-APR-2007 19:59:14	Bright	36.000	138	47Eps Vir	2.8280	4700.0	72	26950	No
300	GOM_NL__2PRFIN20070426_200704_000000362057_00343_26950_3313.N1	26-APR-2007 20:07:04	Bright	35.500	152	12Alp2CVn	2.8900	11000.	71	26950	No
301	GOM_NL__2PRFIN20070426_201126_000000342057_00343_26950_3314.N1	26-APR-2007 20:11:26	Bright	34.000	87	64Gam UMa	2.4330	11000.	68	26950	No
302	GOM_NL__2PRFIN20070426_201241_000000372057_00343_26950_3315.N1	26-APR-2007 20:12:41	Bright	37.000	82	48Bet UMa	2.3650	10600.	74	26950	No
303	GOM_NL__2PRFIN20070426_201403_000000362057_00343_26950_3316.N1	26-APR-2007 20:14:03	Bright	36.000	36	50Alp UMa	1.8000	6300.0	72	26950	No
304	GOM_NL__2PRFIN20070426_201815_000000382057_00343_26950_3317.N1	26-APR-2007 20:18:15	Bright	38.000	60	7Bet UMi	2.0810	3950.0	76	26950	No
305	GOM_NL__2PRFIN20070426_202145_000000362057_00343_26950_3318.N1	26-APR-2007 20:21:45	Bright	35.500	49	1Alp UMi	1.9900	6300.0	71	26950	No
306	GOM_NL__2PRFIN20070426_202928_000000452057_00343_26950_3319.N1	26-APR-2007 20:29:28	Bright	44.500	110	37Del Cas	2.6780	8900.0	89	26950	No
307	GOM_NL__2PRFIN20070426_203054_000000352057_00343_26950_3320.N1	26-APR-2007 20:30:54	Bright	34.500	68	18Alp Cas	2.2250	4500.0	69	26950	No
308	GOM_NL__2PRFIN20070426_203946_000000432057_00343_26950_3321.N1	26-APR-2007 20:39:46	Bright	42.500	93	53Bet Peg	2.5200	3100.0	85	26950	No
309	GOM_NL__2PRFIN20070426_204336_000000432057_00343_26950_3322.N1	26-APR-2007 20:43:36	Twi_and_stray	42.500	90	54Alp Peg	2.4870	11000.	85	26950	No
310	GOM_NL__2PRFIN20070426_205614_000000442057_00343_26950_3323.N1	26-APR-2007 20:56:14	Dark	44.000	18	24Alp PsA	1.1660	9700.0	88	26950	No
311	GOM_NL__2PRFIN20070426_210013_000000402057_00343_26950_3324.N1	26-APR-2007 21:00:13	Dark	40.000	172	Gam Gru	3.0030	13100.	80	26950	No
312	GOM_NL__2PRFIN20070426_210155_000000402057_00343_26950_3325.N1	26-APR-2007 21:01:55	Dark	40.000	31	Alp Gru	1.7340	15200.	80	26950	No
313	GOM_NL__2PRFIN20070426_210717_000000412057_00344_26951_3318.N1	26-APR-2007 21:07:17	Dark	41.000	45	Alp Pav	1.9400	26000.	82	26951	No
314	GOM_NL__2PRFIN20070426_211410_000000412057_00344_26951_3319.N1	26-APR-2007 21:14:10	Dark	40.500	43	Alp TrA	1.9100	4250.0	81	26951	No
315	GOM_NL__2PRFIN20070426_211621_000000382057_00344_26951_3320.N1	26-APR-2007 21:16:21	Straylight	37.500	134	Bet TrA	2.8100	6600.0	75	26951	No
316	GOM_NL__2PRFIN20070426_211831_000000492057_00344_26951_3321.N1	26-APR-2007 21:18:31	Straylight	49.000	4	Alp1Cen	-0.010000	5800.0	98	26951	No
317	GOM_NL__2PRFIN20070426_212153_000000392057_00344_26951_3322.N1	26-APR-2007 21:21:53	Straylight	38.500	78	Alp Lup	2.3040	28000.	77	26951	No
318	GOM_NL__2PRFIN20070426_212326_000000422057_00344_26951_3323.N1	26-APR-2007 21:23:26	Straylight	42.000	81	Eta Cen	2.3560	28000.	84	26951	No
319	GOM_NL__2PRFIN20070426_212536_000000442057_00344_26951_3324.N1	26-APR-2007 21:25:36	Straylight	44.000	54	5The Cen	2.0550	4500.0	88	26951	No
320	GOM_NL__2PRFIN20070426_212959_000000412057_00344_26951_3325.N1	26-APR-2007 21:29:59	Bright	40.500	169	46Gam Hya	2.9910	4700.0	81	26951	No
321	GOM_NL__2PRFIN20070426_213322_000000392057_00344_26951_3326.N1	26-APR-2007 21:33:22	Bright	39.000	15	67Alp Vir	0.97600	28000.	78	26951	No
322	GOM_NL__2PRFIN20070426_213625_000000372057_00344_26951_3327.N1	26-APR-2007 21:36:25	Bright	36.500	121	29Gam Vir	2.7400	7200.0	73	26951	No
323	GOM_NL__2PRFIN20070426_213950_000000362057_00344_26951_3328.N1	26-APR-2007 21:39:50	Bright	35.500	138	47Eps Vir	2.8280	4700.0	71	26951	No
324	GOM_NL__2PRFIN20070426_214740_000000362057_00344_26951_3329.N1	26-APR-2007 21:47:40	Bright	35.500	152	12Alp2CVn	2.8900	11000.	71	26951	No
325	GOM_NL__2PRFIN20070426_215202_000000342057_00344_26951_3330.N1	26-APR-2007 21:52:02	Bright	33.500	87	64Gam UMa	2.4330	11000.	67	26951	No
326	GOM_NL__2PRFIN20070426_215317_000000352057_00344_26951_3331.N1	26-APR-2007 21:53:17	Bright	35.000	82	48Bet UMa	2.3650	10600.	70	26951	No
327	GOM_NL__2PRFIN20070426_215439_000000382057_00344_26951_3332.N1	26-APR-2007 21:54:39	Bright	37.500	36	50Alp UMa	1.8000	6300.0	75	26951	No
328	GOM_NL__2PRFIN20070426_215850_000000362057_00344_26951_3333.N1	26-APR-2007 21:58:50	Bright	36.000	60	7Bet UMi	2.0810	3950.0	72	26951	No
329	GOM_NL__2PRFIN20070426_220221_000000332057_00344_26951_3334.N1	26-APR-2007 22:02:21	Bright	32.500	49	1Alp UMi	1.9900	6300.0	65	26951	No
330	GOM_NL__2PRFIN20070426_221004_000000332057_00344_26951_3335.N1	26-APR-2007 22:10:04	Bright	33.000	110	37Del Cas	2.6780	8900.0	66	26951	No
331	GOM_NL__2PRFIN20070426_221130_000000332057_00344_26951_3336.N1	26-APR-2007 22:11:30	Bright	32.500	68	18Alp Cas	2.2250	4500.0	65	26951	No
332	GOM_NL__2PRFIN20070426_222022_000000422057_00344_26951_3337.N1	26-APR-2007 22:20:22	Bright	41.500	93	53Bet Peg	2.5200	3100.0	83	26951	No
333	GOM_NL__2PRFIN20070426_222412_000000432057_00344_26951_3338.N1	26-APR-2007 22:24:12	Twi_and_stray	42.500	90	54Alp Peg	2.4870	11000.	85	26951	No
334	GOM_NL__2PRFIN20070426_223650_000000452057_00344_26951_3339.N1	26-APR-2007 22:36:50	Dark	45.000	18	24Alp PsA	1.1660	9700.0	90	26951	No
335	GOM_NL__2PRFIN20070426_224050_000000402057_00344_26951_3340.N1	26-APR-2007 22:40:50	Dark	39.500	172	Gam Gru	3.0030	13100.	79	26951	No
336	GOM_NL__2PRFIN20070426_224232_000000422057_00344_26951_3341.N1	26-APR-2007 22:42:32	Dark	41.500	31	Alp Gru	1.7340	15200.	83	26951	No
337	GOM_NL__2PRFIN20070426_224754_000000422057_00345_26952_3329.N1	26-APR-2007 22:47:54	Dark	41.500	45	Alp Pav	1.9400	26000.	83	26952	No

338	GOM_NL__2PRFIN20070426_225447_000000402057_00345_26952_3330.N1	26-APR-2007 22:54:47	Dark	40.000	43	Alp TrA	1.9100	4250.0	80	26952	No
339	GOM_NL__2PRFIN20070426_225658_000000382057_00345_26952_3331.N1	26-APR-2007 22:56:58	Straylight	37.500	134	Bet TrA	2.8100	6600.0	75	26952	No
340	GOM_NL__2PRFIN20070426_225907_000000482057_00345_26952_3332.N1	26-APR-2007 22:59:07	Straylight	48.000	4	Alp1Cen	-0.010000	5800.0	96	26952	No
341	GOM_NL__2PRFIN20070426_230229_000000422057_00345_26952_3333.N1	26-APR-2007 23:02:29	Straylight	41.500	78	Alp Lup	2.3040	28000.	83	26952	No
342	GOM_NL__2PRFIN20070426_230403_000000412057_00345_26952_3334.N1	26-APR-2007 23:04:03	Straylight	40.500	81	Eta Cen	2.3560	28000.	81	26952	No
343	GOM_NL__2PRFIN20070426_230612_000000462057_00345_26952_3335.N1	26-APR-2007 23:06:12	Straylight	45.500	54	5The Cen	2.0550	4500.0	91	26952	No
344	GOM_NL__2PRFIN20070426_231035_000000412057_00345_26952_3336.N1	26-APR-2007 23:10:35	Bright	40.500	169	46Gam Hya	2.9910	4700.0	81	26952	No
345	GOM_NL__2PRFIN20070426_231358_000000402057_00345_26952_3337.N1	26-APR-2007 23:13:58	Bright	39.500	15	67Alp Vir	0.97600	28000.	79	26952	No
346	GOM_NL__2PRFIN20070426_231700_000000352057_00345_26952_3338.N1	26-APR-2007 23:17:00	Bright	35.000	121	29Gam Vir	2.7400	7200.0	70	26952	No
347	GOM_NL__2PRFIN20070426_232026_000000362057_00345_26952_3339.N1	26-APR-2007 23:20:26	Bright	35.500	138	47Eps Vir	2.8280	4700.0	71	26952	No
348	GOM_NL__2PRFIN20070426_232815_000000532057_00345_26952_3340.N1	26-APR-2007 23:28:15	Bright	53.000	152	12Alp2CVn	2.8900	11000.	106	26952	No
349	GOM_NL__2PRFIN20070426_233238_000000332057_00345_26952_3341.N1	26-APR-2007 23:32:38	Bright	33.000	87	64Gam UMa	2.4330	11000.	66	26952	No
350	GOM_NL__2PRFIN20070426_233353_000000362057_00345_26952_3342.N1	26-APR-2007 23:33:53	Bright	36.000	82	48Bet UMa	2.3650	10600.	72	26952	No
351	GOM_NL__2PRFIN20070426_233515_000000372057_00345_26952_3343.N1	26-APR-2007 23:35:15	Bright	37.000	36	50Alp UMa	1.8000	6300.0	74	26952	No
352	GOM_NL__2PRFIN20070426_233926_000000392057_00345_26952_3344.N1	26-APR-2007 23:39:26	Bright	38.500	60	7Bet UMi	2.0810	3950.0	77	26952	No
353	GOM_NL__2PRFIN20070426_234257_000000342057_00345_26952_3345.N1	26-APR-2007 23:42:57	Bright	33.500	49	1Alp UMi	1.9900	6300.0	67	26952	No
354	GOM_NL__2PRFIN20070426_235040_000000332057_00345_26952_3346.N1	26-APR-2007 23:50:40	Bright	32.500	110	37Del Cas	2.6780	8900.0	65	26952	No
355	GOM_NL__2PRFIN20070426_235206_000000522057_00345_26952_3347.N1	26-APR-2007 23:52:06	Bright	52.000	68	18Alp Cas	2.2250	4500.0	104	26952	No

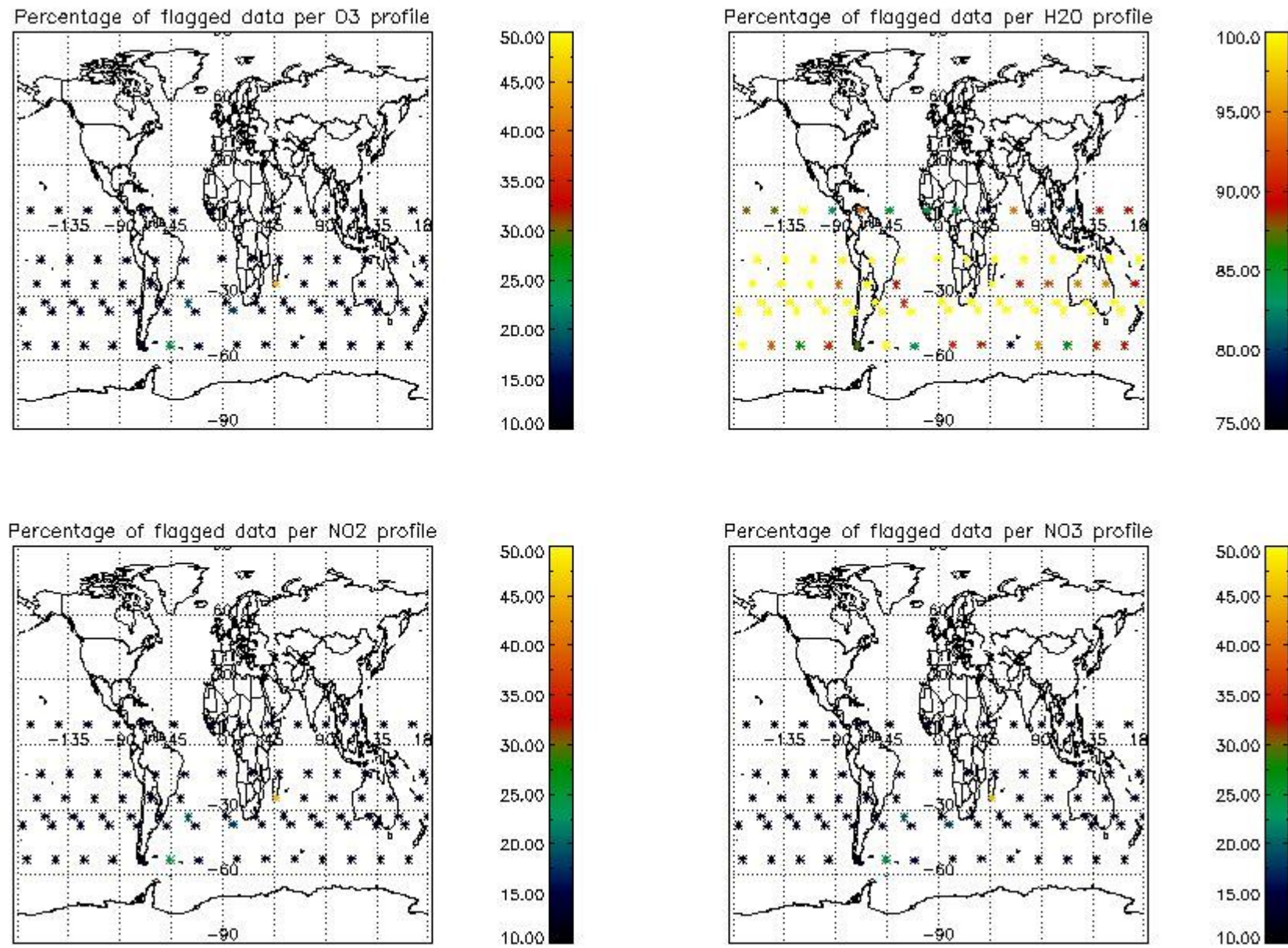
3. Quality information per product

In this section it is plotted some information contained in the Quality Summary data set of the level 2 products. Only products in dark limb conditions and without errors (error flag in the MPH set to "0") are used.

3.1 Plot quality information per product (time dependant)



3.2 Plot quality information per product (world map)

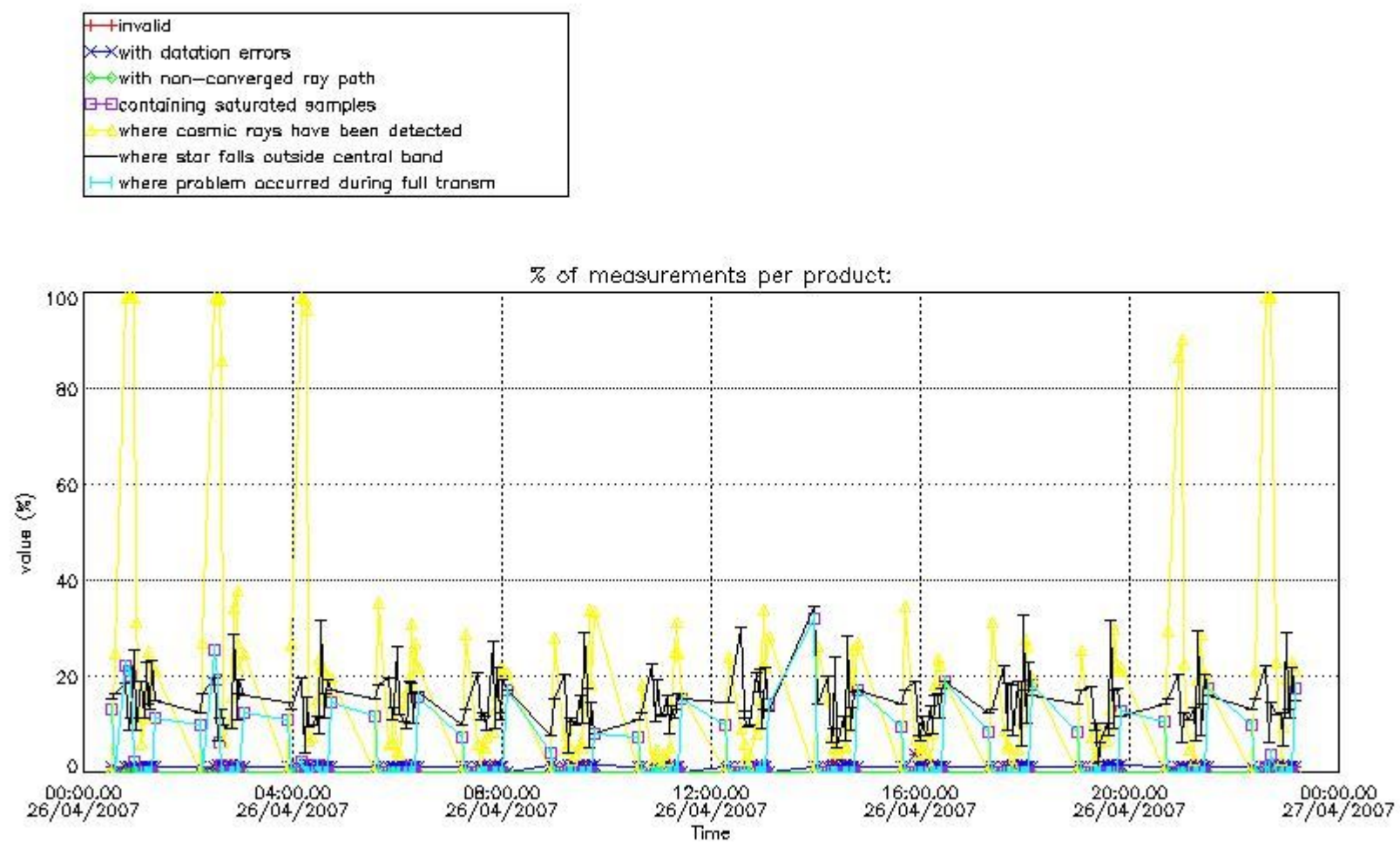


4. Level 1 quality information per product

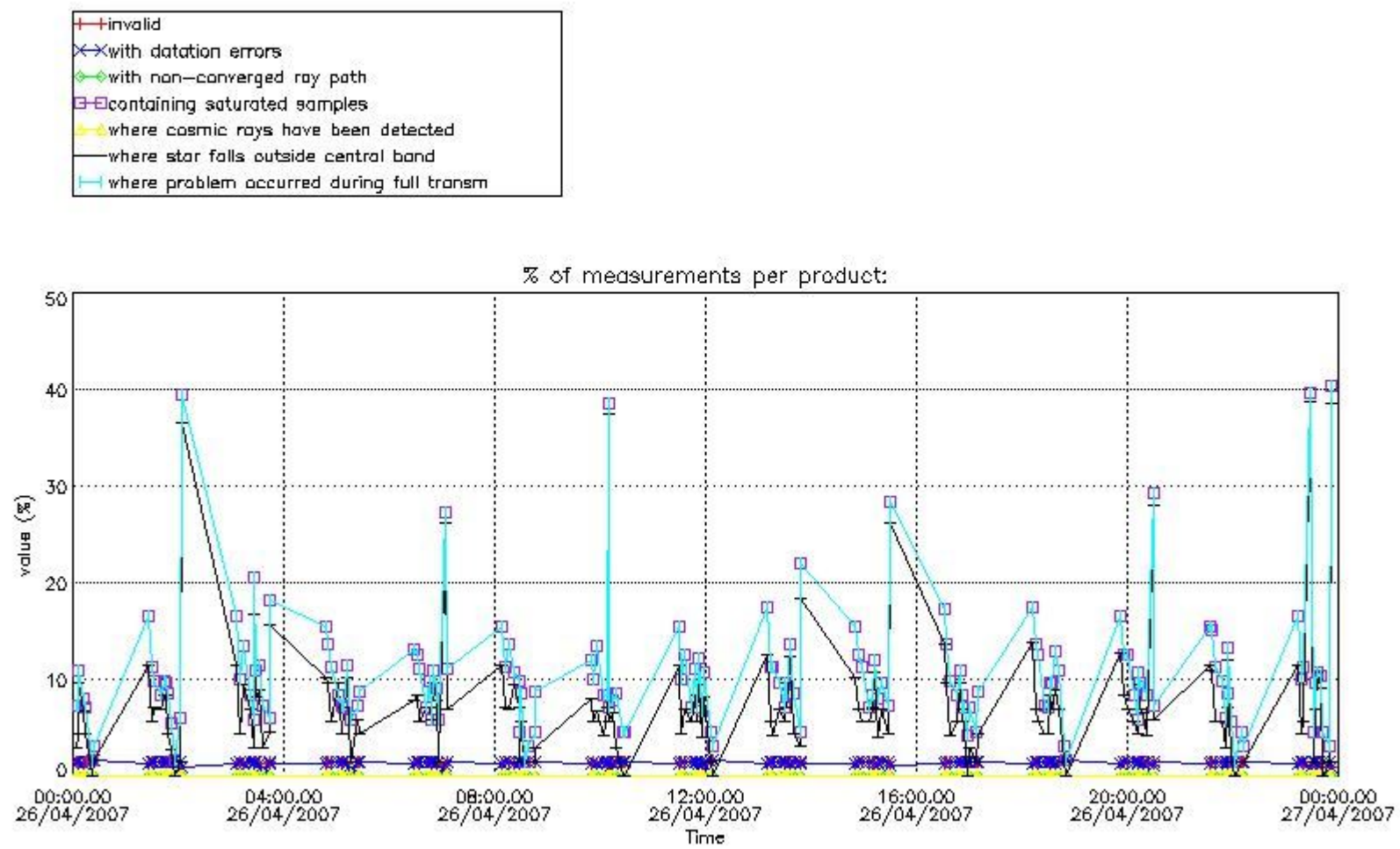
In this section it is plotted some information contained in the Quality Summary data set of the level 2 products that comes from the level 1b processing. Products without errors (error flag in the MPH set to "0") are used.

4.1 Plot quality information per product (time dependant) coming from level 1b processing

4.1.1 Plot level 1 quality information per product (time dependant): ENVISAT ASCENDING passes



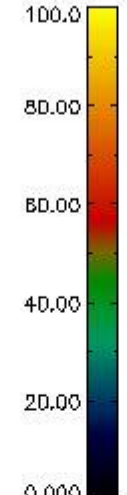
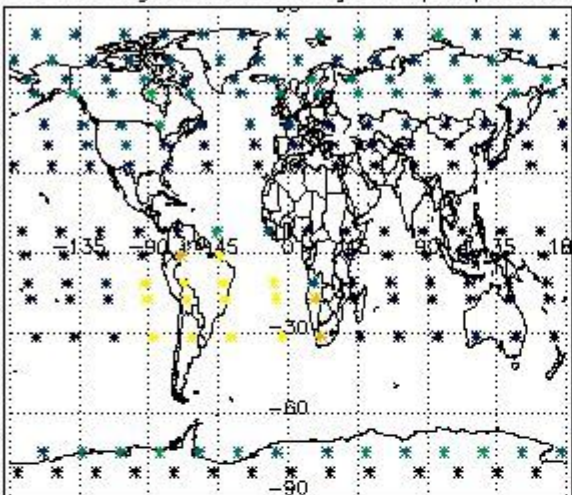
4.1.2 Plot level 1 quality information per product (time dependant): ENVISAT DESCENDING passes



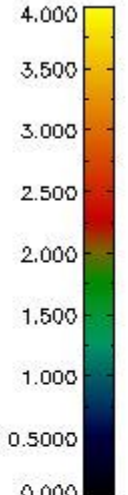
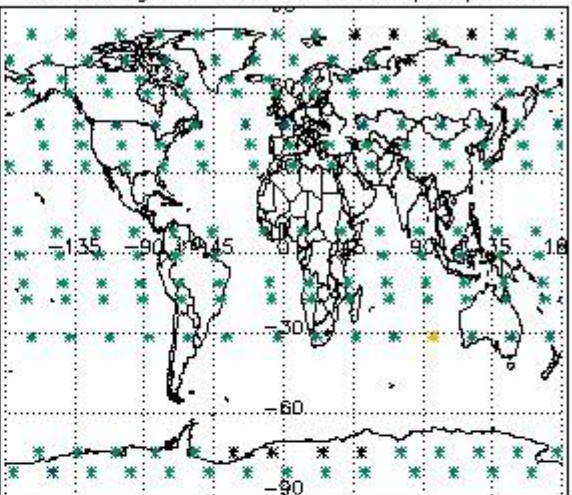
4.2 Plot quality information per product coming from level 1b processing (world map)

4.2.1 Plot level 1 quality information per product (world map): ENVISAT ASCENDING passes

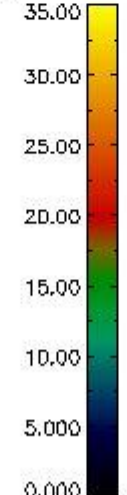
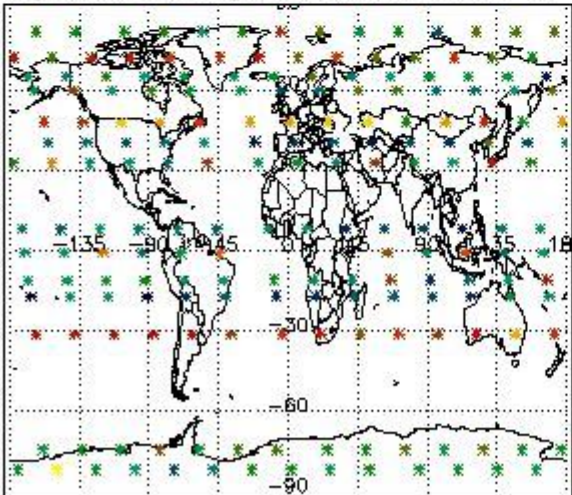
Percentage of cosmic ray hits per profile



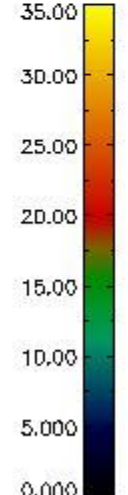
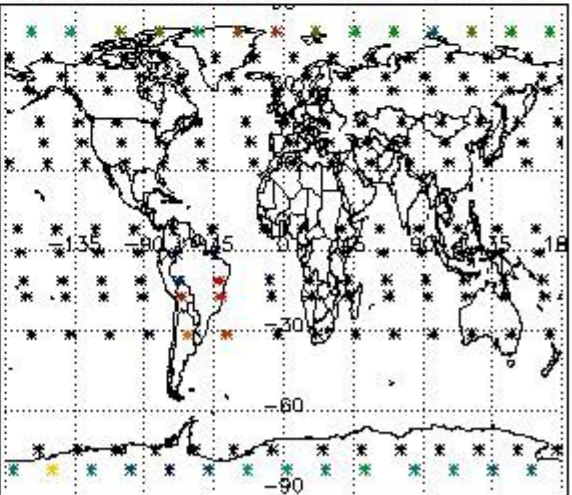
Percentage of datation errors per profile



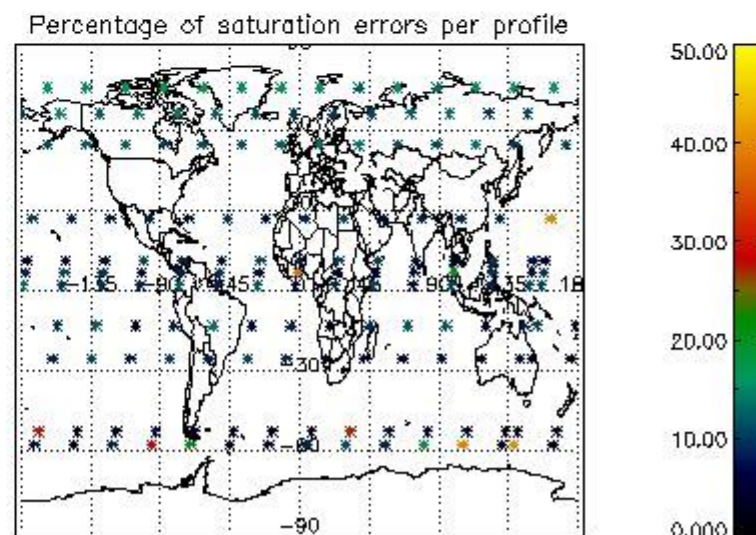
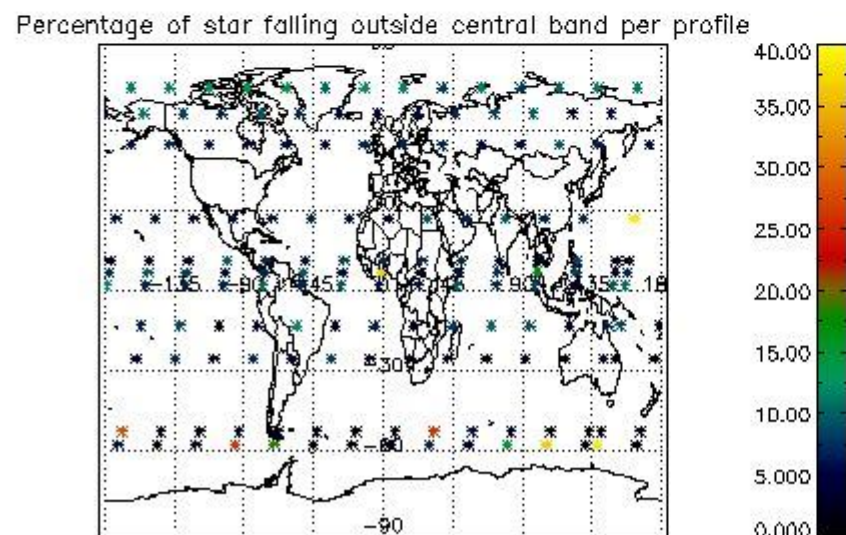
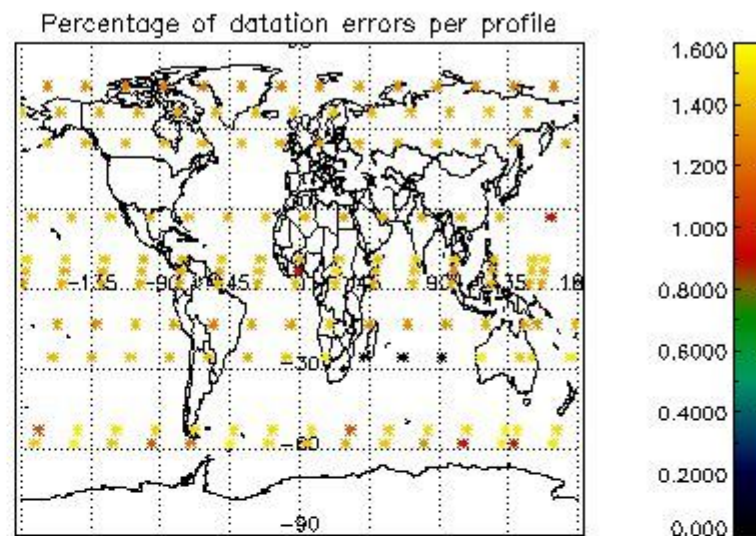
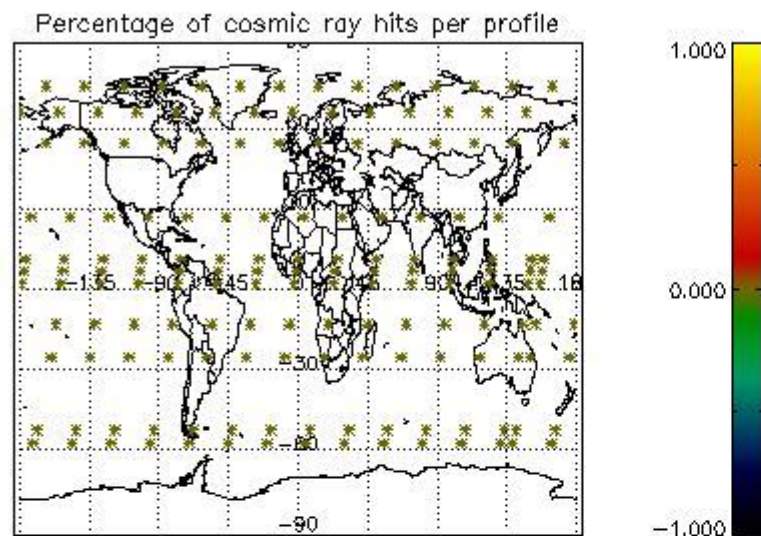
Percentage of star falling outside central band per profile



Percentage of saturation errors per profile



4.2.2 Plot level 1 quality information per product (world map): ENVISAT DESCENDING passes



5. Trace gas profiles

5.1 Ozone statistics based on quality of products

The final quality of the products can be "measured" using the STD (Standard Deviation) attached to every point profile. This information is written to the parameter GOM_NL__2P/NL_LOCAL_SPECIES_DENSITY/o3_std of the level 2 products. The table below shows the statistics for given STD ranges.

The statistics are given with respect to the overall valid production:

- Products without fatal errors: GOM_NL__2P/MPH/PRODUCT_ERR=0
- Valid point profile: GOM_NL__2P/NL_LOCAL_SPECIES_DENSITY/pcd(0)=0

The 'Criteria' is applied to valid points of dark limb products:

- Products in dark limb illumination condition: GOM_NL__2P/NL_SUMMARY_QUALITY/obs_ill_cond=0
- Products without fatal errors: GOM_NL__2P/MPH/PRODUCT_ERR=0
- Valid point profile: GOM_NL__2P/NL_LOCAL_SPECIES_DENSITY/pcd(0)=0

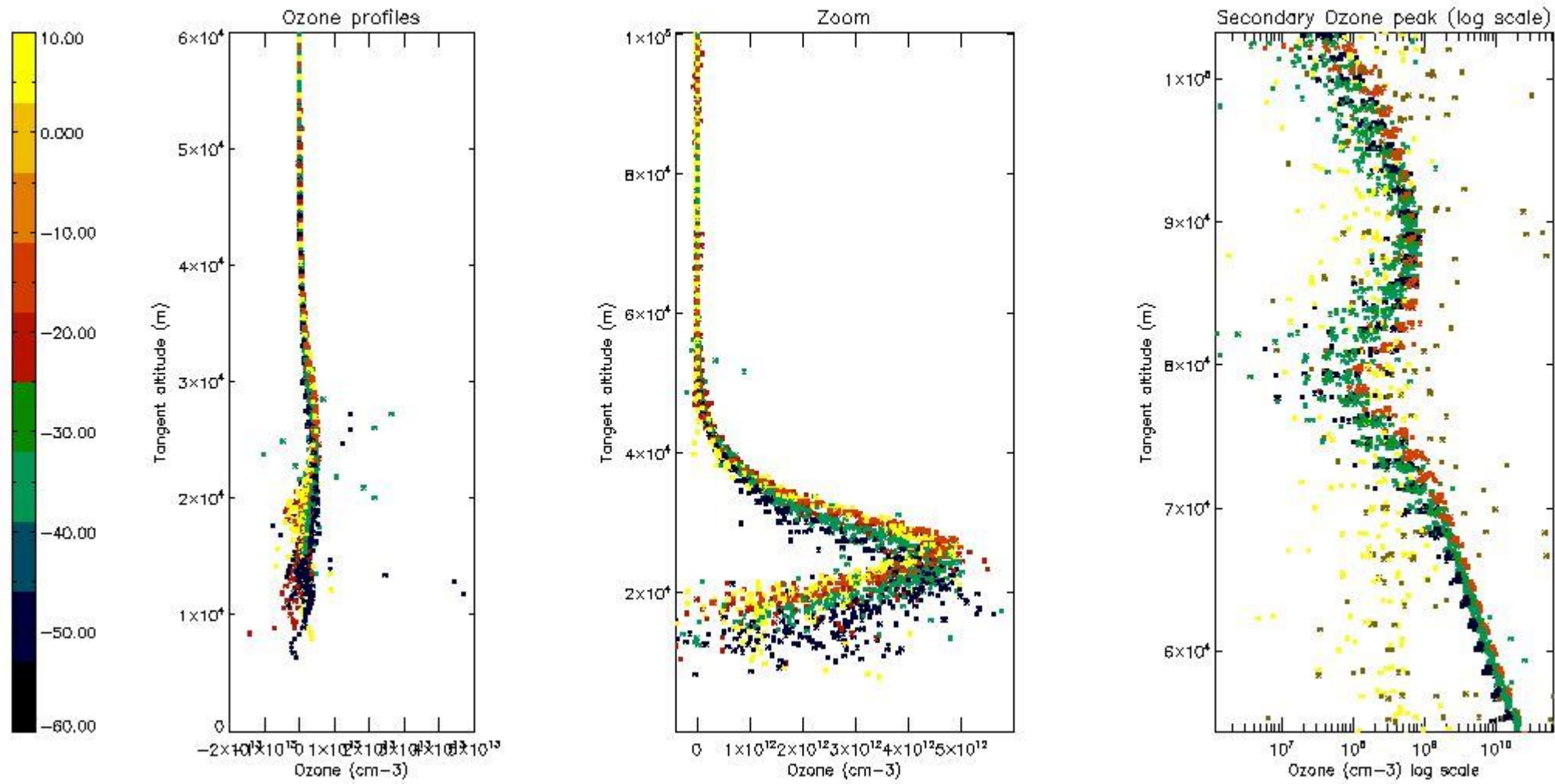
So, the table below shows the percentage of dark limb and valid observations for each criteria with respect to the overall valid daily observations.

Criteria	% of total production
All STD	25
STD < 20	13

STD < 10	10
STD < 5	6

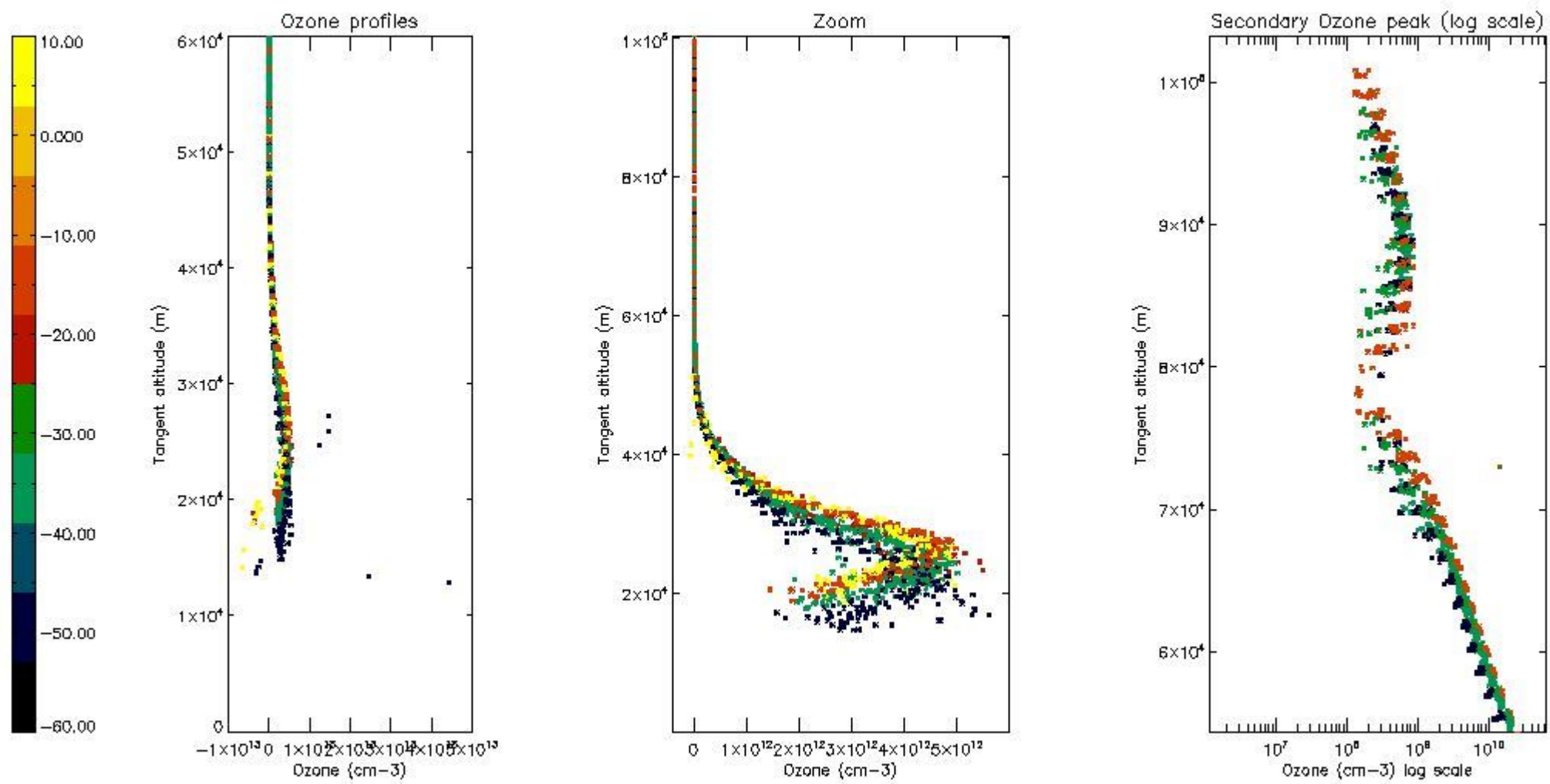
5.2 Plot ozone profiles for all STD (dark without errors)

The colorbar represents the latitude.



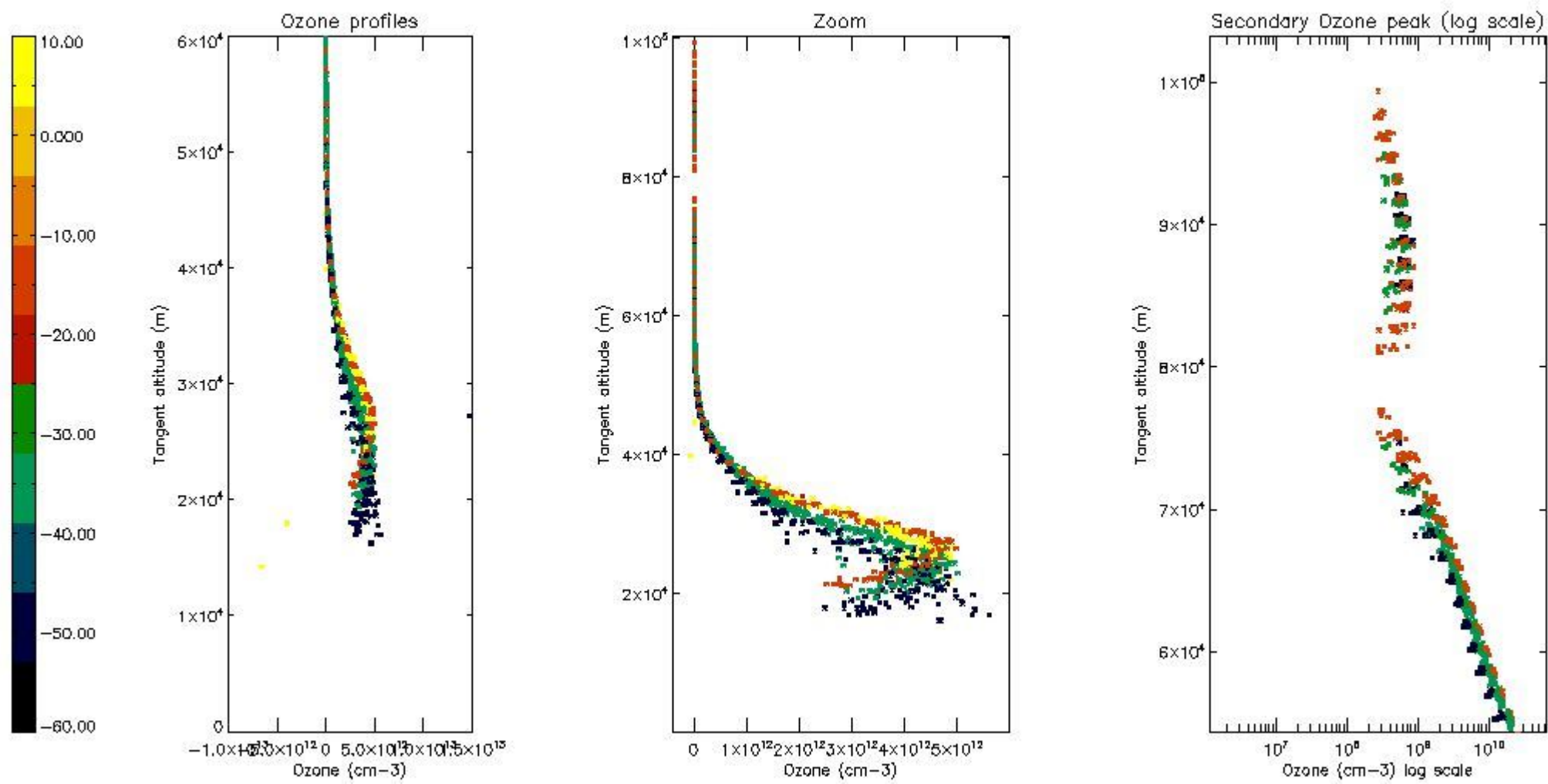
5.3 Plot ozone profiles where STD < 20% (dark without errors)

The colorbar represents the latitude.



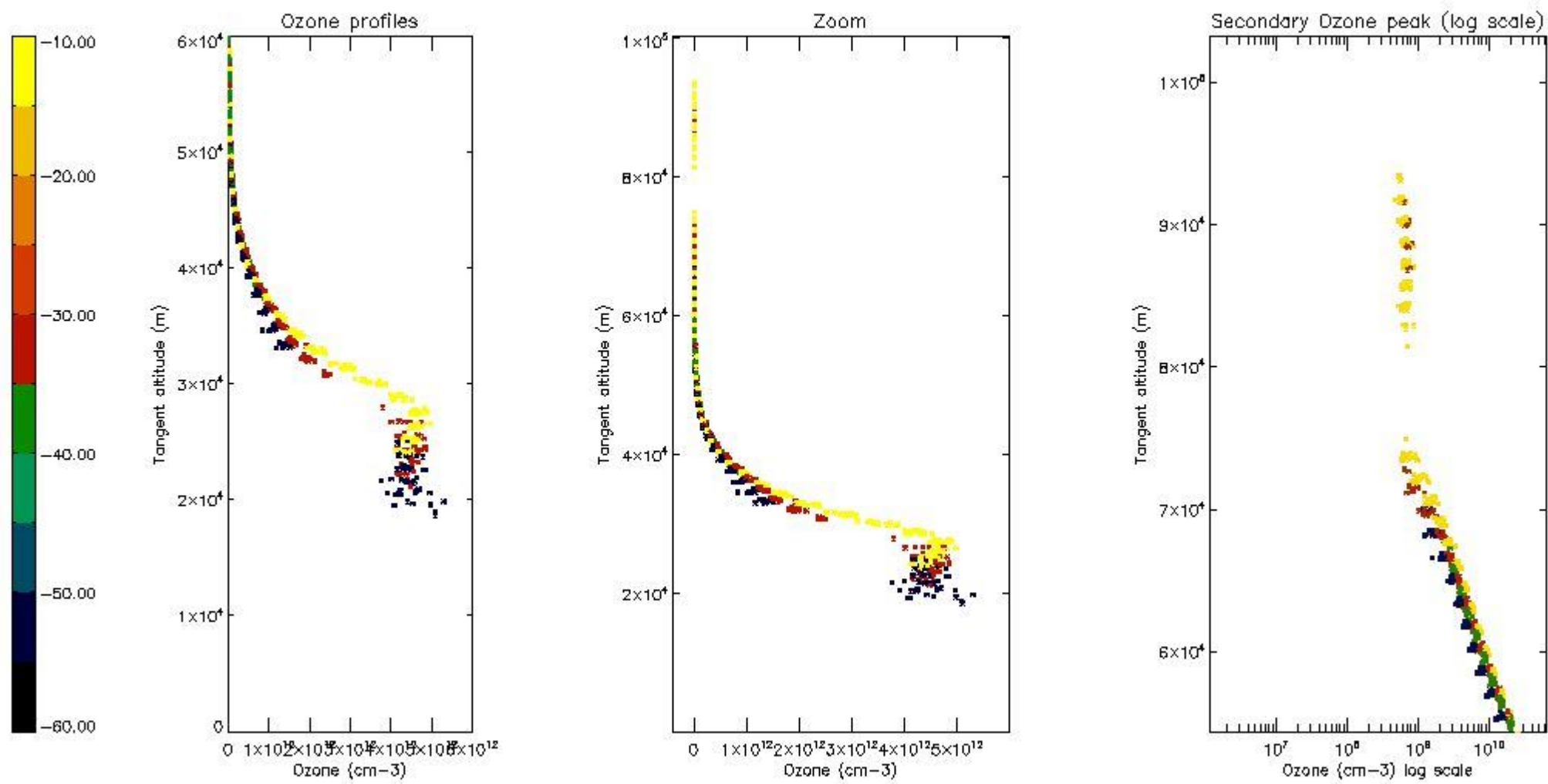
5.4 Plot ozone profiles where $STD < 10\%$ (dark without errors)

The colorbar represents the latitude.



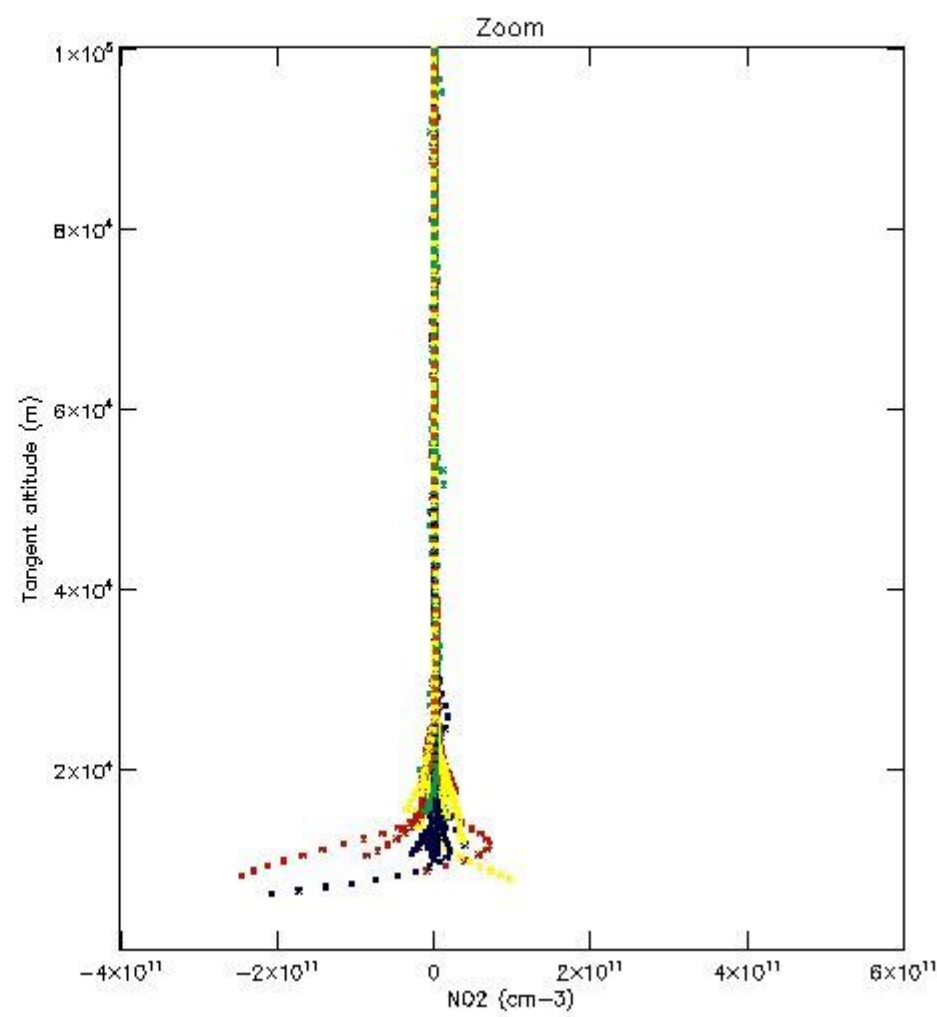
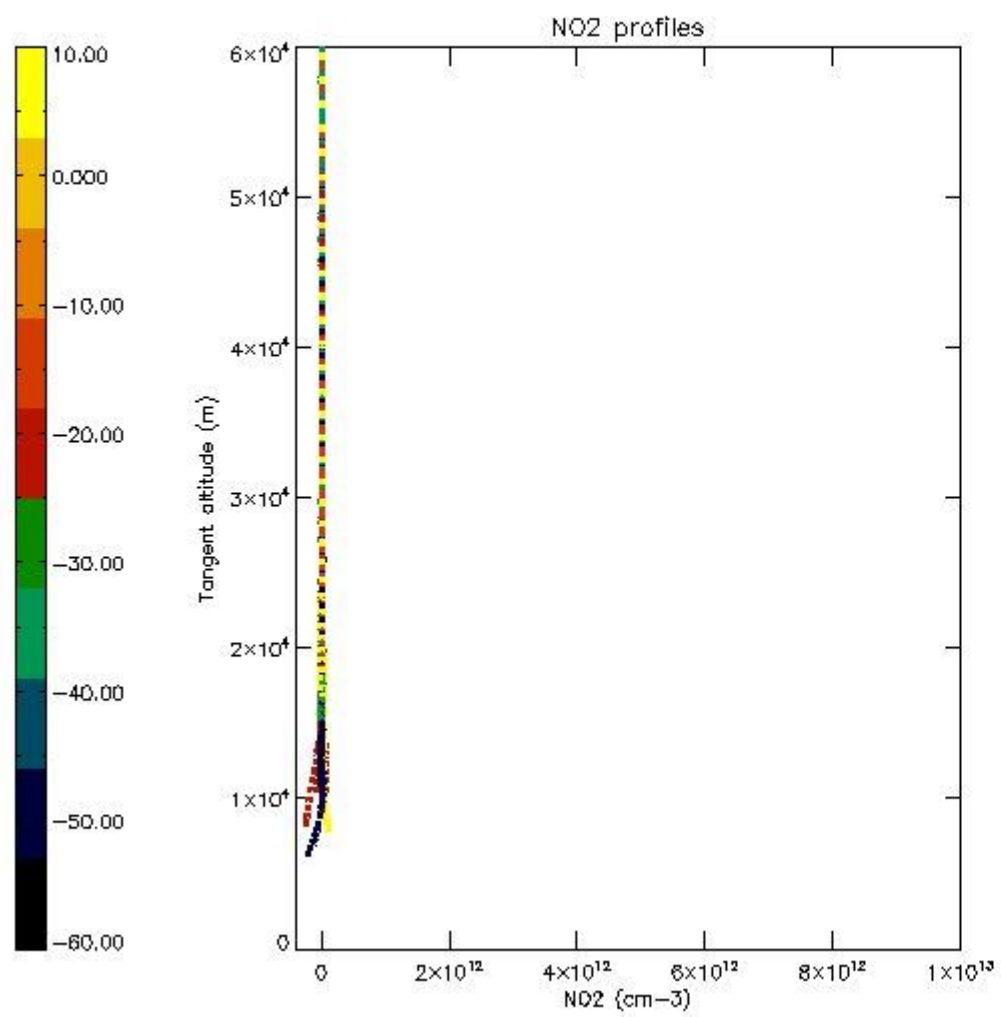
5.5 Plot ozone profiles where STD < 5% (dark without errors)

The colorbar represents the latitude.



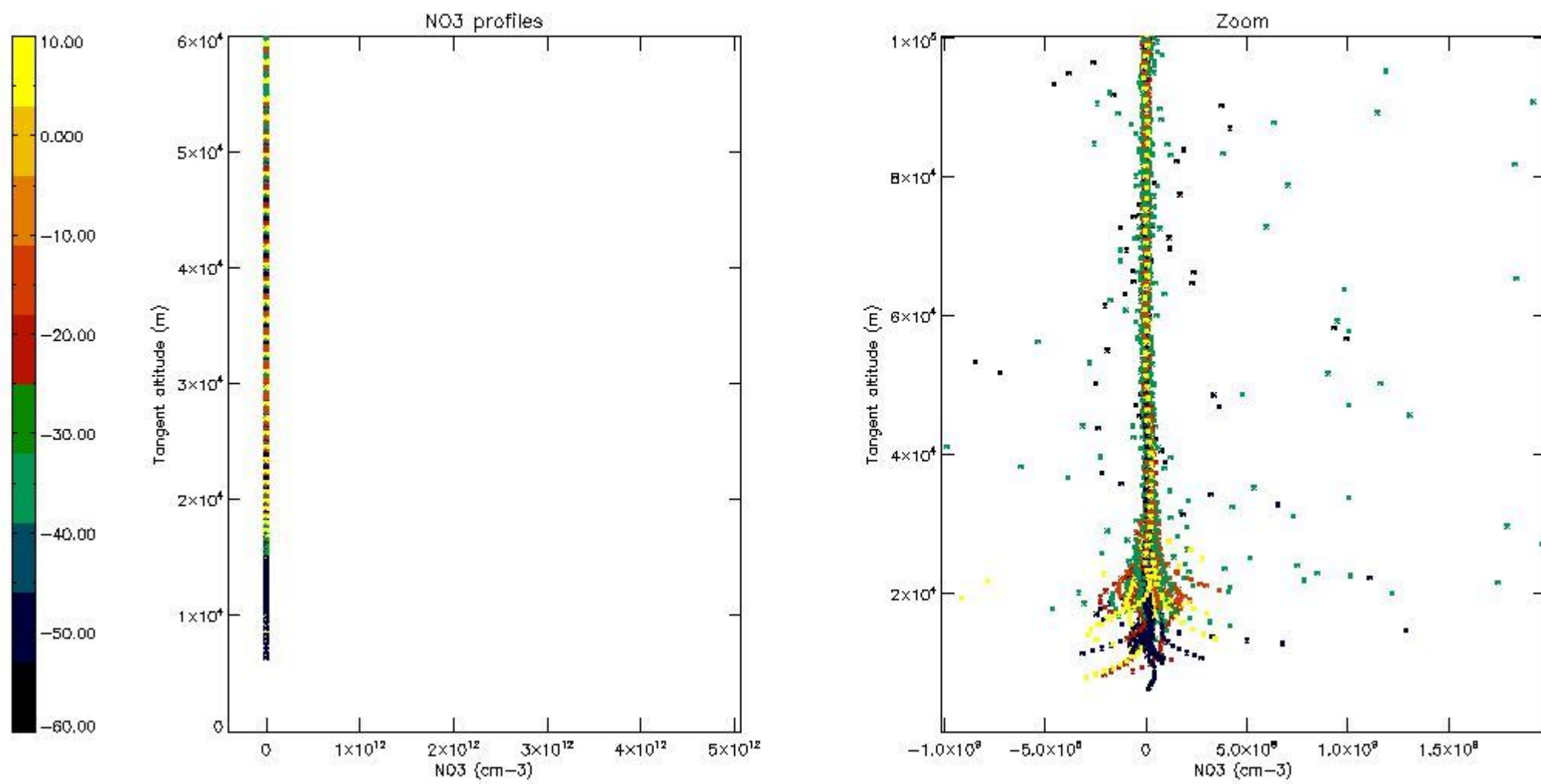
5.6 Plot NO₂ profiles for all STD (dark without errors)

The colorbar represents the latitude.



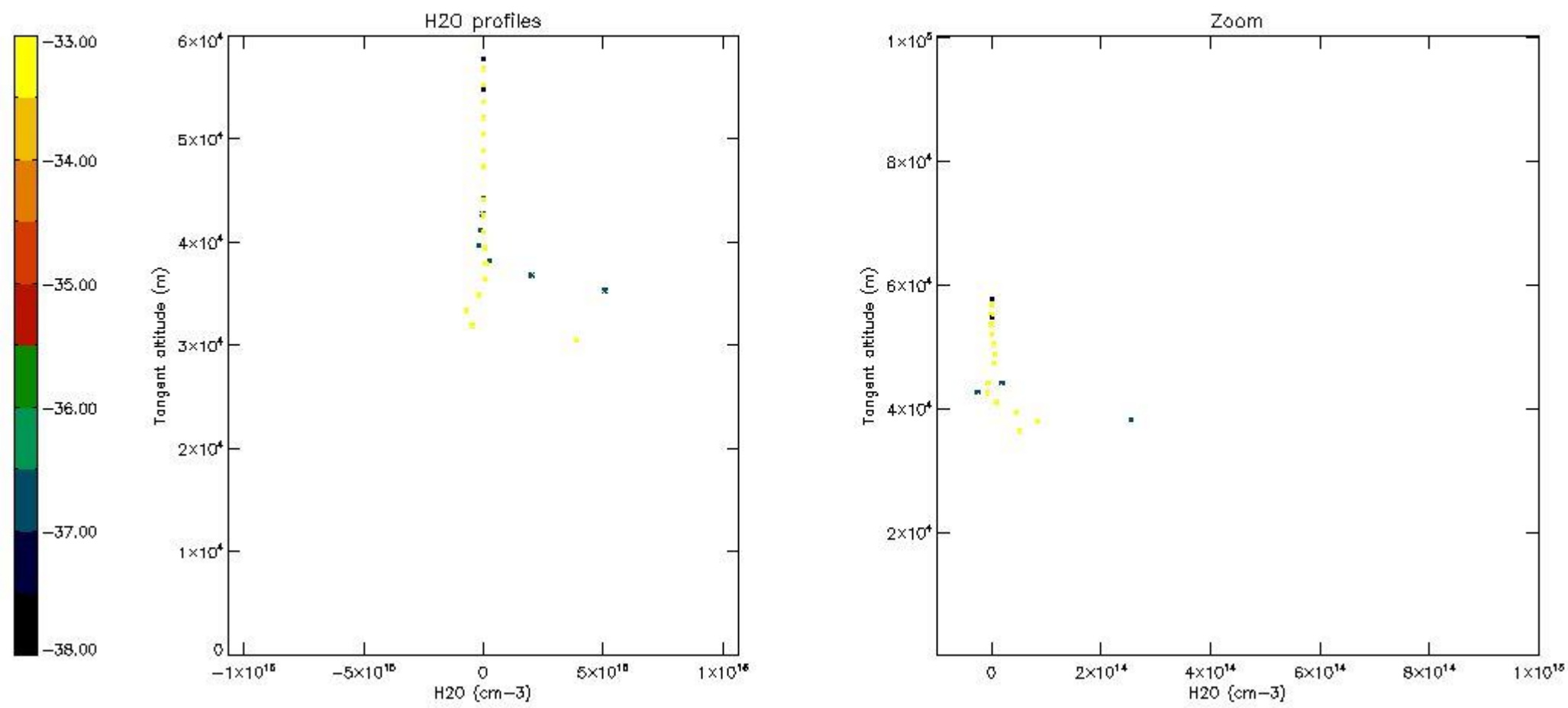
5.7 Plot NO3 profiles for all STD (dark without errors)

The colorbar represents the latitude.



5.8 Plot H₂O profiles for all STD (only for occultations of stars 1,2,3,4,13,14,16,26,63 dark without errors)

The colorbar represents the latitude.



6. Auxiliary Data Files used for the production reported in section 2

The number reported in the third column indicates since which file (see list in section 2) the corresponding auxiliary file has been used. The fourth column is the date of those product files.

Type	Auxiliary Filename	Used since product	Used since product date
INST_PHYS_CHARACTERISTICS	GOM_INS_AXVIEC20091111_143220_20030716_120000_20500101_000000	1	26-APR-2007 00:04:14
LEVEL-2_PROC_CONFIG	GOM_PR2_AXVIEC20091111_152718_20020301_000000_20500101_000000	1	26-APR-2007 00:04:14
CROSS_SECTIONS_FILE	GOM_CRS_AXVIEC20091111_154832_20020301_000000_20500101_000000	1	26-APR-2007 00:04:14

GOMOS Level 2 Daily Report

SUMMARY

[1. General Info](#)

[2. Summary of processed GOM_NL_2P products](#)

[3. Level 2 Quality information per product](#)

[3.1 Plot of level 2 quality information per product \(time dependant\)](#)

[3.2 Plot of level 2 quality information per product \(world map\)](#)

[4. Level 1 Quality information per product \(stored on level 2 products\)](#)

[4.1 Plot of level 1 quality information per product \(time dependant\)](#)

[4.1.1 Plot of level 1 quality information per product \(time dependant\): ASCENDING](#)

[4.1.2 Plot of level 1 quality information per product \(time dependant\): DESCENDING](#)

[4.2 Plot of level 1 quality information per product \(world map\)](#)

[4.2.1 Plot of level 1 quality information per product \(world map\): ASCENDING](#)

[4.2.2 Plot of level 1 quality information per product \(world map\): DESCENDING](#)

[5. Ozone profiles based on quality statistics and other trace gas profiles](#)

[5.1 Ozone statistics based on quality of products](#)

[5.2 Plot ozone profiles for all STD \(dark without errors\)](#)

[5.3 Plot ozone profiles where STD < 20% \(dark without errors\)](#)

[5.4. Plot ozone profiles where STD < 10% \(dark without errors\)](#)

[5.5. Plot ozone profiles where STD < 5% \(dark without errors\)](#)

[5.6 Plot NO2 profiles for all STD \(dark without errors\)](#)

[5.7 Plot NO3 profiles for all STD \(dark without errors\)](#)

[5.8 Plot H2O profiles \(only for occultations of stars 1,2,3,4,13,14,16,26,63 dark without errors\) for all STD](#)

[6. Auxiliary Data Files used for the production reported in section 2](#)

This report presents the daily analysis on parameters extracted from GOMOS level 2 data (GOM_NL__2P). It is intended to monitor some important parameters that will impact the quality of these products. A list of level 2 products (and content) that have arrived during the reporting day to the PCF is also given.

Item	Value
Time of report generation	22APR2013 18:54:43
Data source version	GOMOS/6.01
Start time of products	26-04-2007 (26APR2007 00:00:00)
Stop time of products	27-04-2007 (27APR2007 00:00:00)
Store outputs in DB	Yes
Nb of level 2 prods	355
Nb of prods with errors	0

2. Summary of processed GOM_NL__2P products.

Nr	Filename	UTC Start time	Limb	Duration	Star Id	Star Name	Star Mag	Star Temp	Nb Meas	Orbit	Prod. error
1	GOM_NL__2PRFIN20070426_000414_000000342057_00331_26938_3112.N1	26-APR-2007 00:04:14	Bright	34.000	87	64Gam UMa	2.4330	11000.	68	26938	No
2	GOM_NL__2PRFIN20070426_000527_000000352057_00331_26938_3113.N1	26-APR-2007 00:05:27	Bright	34.500	82	48Bet UMa	2.3650	10600.	69	26938	No
3	GOM_NL__2PRFIN20070426_000650_000000372057_00331_26938_3114.N1	26-APR-2007 00:06:50	Bright	36.500	36	50Alp UMa	1.8000	6300.0	73	26938	No
4	GOM_NL__2PRFIN20070426_001106_000000382057_00331_26938_3115.N1	26-APR-2007 00:11:06	Bright	37.500	60	7Bet UMi	2.0810	3950.0	75	26938	No
5	GOM_NL__2PRFIN20070426_001434_000000352057_00331_26938_3116.N1	26-APR-2007 00:14:34	Bright	35.000	49	1Alp UMi	1.9900	6300.0	70	26938	No
6	GOM_NL__2PRFIN20070426_002215_000000322057_00331_26938_3117.N1	26-APR-2007 00:22:15	Bright	32.000	110	37Del Cas	2.6780	8900.0	64	26938	No
7	GOM_NL__2PRFIN20070426_002341_000000322057_00331_26938_3118.N1	26-APR-2007 00:23:41	Bright	32.000	68	18Alp Cas	2.2250	4500.0	64	26938	No
8	GOM_NL__2PRFIN20070426_003233_000000432057_00331_26938_3119.N1	26-APR-2007 00:32:33	Bright	42.500	93	53Bet Peg	2.5200	3100.0	85	26938	No
9	GOM_NL__2PRFIN20070426_003621_000000432057_00331_26938_3120.N1	26-APR-2007 00:36:21	Twilight	42.500	90	54Alp Peg	2.4870	11000.	85	26938	No
10	GOM_NL__2PRFIN20070426_004858_000000432057_00331_26938_3121.N1	26-APR-2007 00:48:58	Dark	43.000	18	24Alp PsA	1.1660	9700.0	86	26938	No
11	GOM_NL__2PRFIN20070426_005254_000000412057_00331_26938_3122.N1	26-APR-2007 00:52:54	Dark	40.500	172	Gam Gru	3.0030	13100.	81	26938	No
12	GOM_NL__2PRFIN20070426_005438_000000402057_00331_26938_3123.N1	26-APR-2007 00:54:38	Dark	40.000	31	Alp Gru	1.7340	15200.	80	26938	No
13	GOM_NL__2PRFIN20070426_005730_000000462057_00331_26938_3124.N1	26-APR-2007 00:57:30	Dark	45.500	148	Alp Tuc	2.8780	4100.0	91	26938	No
14	GOM_NL__2PRFIN20070426_005959_000000402057_00332_26939_3122.N1	26-APR-2007 00:59:59	Dark	40.000	45	Alp Pav	1.9400	26000.	80	26939	No
15	GOM_NL__2PRFIN20070426_010655_000000432057_00332_26939_3123.N1	26-APR-2007 01:06:55	Dark	42.500	43	Alp TrA	1.9100	4250.0	85	26939	No
16	GOM_NL__2PRFIN20070426_010905_000000402057_00332_26939_3124.N1	26-APR-2007 01:09:05	Straylight	39.500	134	Bet TrA	2.8100	6600.0	79	26939	No
17	GOM_NL__2PRFIN20070426_011116_000000442057_00332_26939_3125.N1	26-APR-2007 01:11:16	Straylight	44.000	4	Alp1Cen	-0.010000	5800.0	88	26939	No
18	GOM_NL__2PRFIN20070426_011437_000000422057_00332_26939_3126.N1	26-APR-2007 01:14:37	Straylight	42.000	78	Alp Lup	2.3040	28000.	84	26939	No
19	GOM_NL__2PRFIN20070426_011611_000000422057_00332_26939_3127.N1	26-APR-2007 01:16:11	Straylight	42.000	81	Eta Cen	2.3560	28000.	84	26939	No
20	GOM_NL__2PRFIN20070426_011822_000000472057_00332_26939_3128.N1	26-APR-2007 01:18:22	Straylight	47.000	54	5The Cen	2.0550	4500.0	94	26939	No
21	GOM_NL__2PRFIN20070426_012245_000000402057_00332_26939_3129.N1	26-APR-2007 01:22:45	Twilight	40.000	169	46Gam Hya	2.9910	4700.0	80	26939	No
22	GOM_NL__2PRFIN20070426_012610_000000402057_00332_26939_3130.N1	26-APR-2007 01:26:10	Bright	39.500	15	67Alp Vir	0.97600	28000.	79	26939	No
23	GOM_NL__2PRFIN20070426_012912_000000362057_00332_26939_3131.N1	26-APR-2007 01:29:12	Bright	35.500	121	29Gam Vir	2.7400	7200.0	71	26939	No
24	GOM_NL__2PRFIN20070426_013239_000000362057_00332_26939_3132.N1	26-APR-2007 01:32:39	Bright	35.500	138	47Eps Vir	2.8280	4700.0	71	26939	No
25	GOM_NL__2PRFIN20070426_014030_000000362057_00332_26939_3133.N1	26-APR-2007 01:40:30	Bright	36.000	152	12Alp2CVn	2.8900	11000.	72	26939	No
26	GOM_NL__2PRFIN20070426_014450_000000362057_00332_26939_3134.N1	26-APR-2007 01:44:50	Bright	35.500	87	64Gam UMa	2.4330	11000.	71	26939	No
27	GOM_NL__2PRFIN20070426_014603_000000362057_00332_26939_3135.N1	26-APR-2007 01:46:03	Bright	36.000	82	48Bet UMa	2.3650	10600.	72	26939	No
28	GOM_NL__2PRFIN20070426_014726_000000352057_00332_26939_3136.N1	26-APR-2007 01:47:26	Bright	35.000	36	50Alp UMa	1.8000	6300.0	70	26939	No
29	GOM_NL__2PRFIN20070426_015142_000000372057_00332_26939_3137.N1	26-APR-2007 01:51:42	Bright	36.500	60	7Bet UMi	2.0810	3950.0	73	26939	No
30	GOM_NL__2PRFIN20070426_015510_000000322057_00332_26939_3138.N1	26-APR-2007 01:55:10	Bright	32.000	49	1Alp UMi	1.9900	6300.0	64	26939	No
31	GOM_NL__2PRFIN20070426_020250_000000342057_00332_26939_3139.N1	26-APR-2007 02:02:50	Bright	33.500	110	37Del Cas	2.6780	8900.0	67	26939	No
32	GOM_NL__2PRFIN20070426_020417_000000522057_00332_26939_3140.N1	26-APR-2007 02:04:17	Bright	52.000	68	18Alp Cas	2.2250	4500.0	104	26939	No
33	GOM_NL__2PRFIN20070426_021309_000000412057_00332_26939_3141.N1	26-APR-2007 02:13:09	Bright	41.000	93	53Bet Peg	2.5200	3100.0	82	26939	No
34	GOM_NL__2PRFIN20070426_021657_000000432057_00332_26939_3142.N1	26-APR-2007 02:16:57	Twilight	42.500	90	54Alp Peg	2.4870	11000.	85	26939	No
35	GOM_NL__2PRFIN20070426_022934_000000432057_00332_26939_3143.N1	26-APR-2007 02:29:34	Dark	43.000	18	24Alp PsA	1.1660	9700.0	86	26939	No
36	GOM_NL__2PRFIN20070426_023331_000000392057_00332_26939_3144.N1	26-APR-2007 02:33:31	Dark	39.000	172	Gam Gru	3.0030	13100.	78	26939	No
37	GOM_NL__2PRFIN20070426_023515_000000402057_00332_26939_3145.N1	26-APR-2007 02:35:15	Dark	39.500	31	Alp Gru	1.7340	15200.	79	26939	No
38	GOM_NL__2PRFIN20070426_023806_000000392057_00332_26939_3146.N1	26-APR-2007 02:38:06	Dark	38.500	148	Alp Tuc	2.8780	4100.0	77	26939	No
39	GOM_NL__2PRFIN20070426_024035_000000412057_00333_26940_3138.N1	26-APR-2007 02:40:35	Dark	40.500	45	Alp Pav	1.9400	26000.	81	26940	No
40	GOM_NL__2PRFIN20070426_024731_000000392057_00333_26940_3139.N1	26-APR-2007 02:47:31	Dark	38.500	43	Alp TrA	1.9100	4250.0	77	26940	No
41	GOM_NL__2PRFIN20070426_024942_000000392057_00333_26940_3140.N1	26-APR-2007 02:49:42	Straylight	38.500	134	Bet TrA	2.8100	6600.0	77	26940	No
42	GOM_NL__2PRFIN20070426_025153_000000492057_00333_26940_3141.N1	26-APR-2007 02:51:53	Straylight	48.500	4	Alp1Cen	-0.010000	5800.0	97	26940	No

43	GOM_NL__2PRFIN20070426_025513_000000432057_00333_26940_3142.N1	26-APR-2007 02:55:13	Straylight	42.500	78	Alp Lup	2.3040	28000.	85	26940	No
44	GOM_NL__2PRFIN20070426_025647_000000412057_00333_26940_3143.N1	26-APR-2007 02:56:47	Straylight	41.000	81	Eta Cen	2.3560	28000.	82	26940	No
45	GOM_NL__2PRFIN20070426_025858_000000442057_00333_26940_3144.N1	26-APR-2007 02:58:58	Straylight	44.000	54	5The Cen	2.0550	4500.0	88	26940	No
46	GOM_NL__2PRFIN20070426_030321_000000412057_00333_26940_3145.N1	26-APR-2007 03:03:21	Tw_i_and_stray	40.500	169	46Gam Hya	2.9910	4700.0	81	26940	No
47	GOM_NL__2PRFIN20070426_030646_000000402057_00333_26940_3146.N1	26-APR-2007 03:06:46	Bright	39.500	15	67Alp Vir	0.97600	28000.	79	26940	No
48	GOM_NL__2PRFIN20070426_030948_000000352057_00333_26940_3147.N1	26-APR-2007 03:09:48	Bright	35.000	121	29Gam Vir	2.7400	7200.0	70	26940	No
49	GOM_NL__2PRFIN20070426_031315_000000372057_00333_26940_3148.N1	26-APR-2007 03:13:15	Bright	37.000	138	47Eps Vir	2.8280	4700.0	74	26940	No
50	GOM_NL__2PRFIN20070426_032105_000000362057_00333_26940_3149.N1	26-APR-2007 03:21:05	Bright	36.000	152	12Alp2CVn	2.8900	11000.	72	26940	No
51	GOM_NL__2PRFIN20070426_032525_000000342057_00333_26940_3150.N1	26-APR-2007 03:25:25	Bright	34.000	87	64Gam UMa	2.4330	11000.	68	26940	No
52	GOM_NL__2PRFIN20070426_032639_000000392057_00333_26940_3151.N1	26-APR-2007 03:26:39	Bright	39.000	82	48Bet UMa	2.3650	10600.	78	26940	No
53	GOM_NL__2PRFIN20070426_032802_000000372057_00333_26940_3152.N1	26-APR-2007 03:28:02	Bright	36.500	36	50Alp UMa	1.8000	6300.0	73	26940	No
54	GOM_NL__2PRFIN20070426_033218_000000392057_00333_26940_3153.N1	26-APR-2007 03:32:18	Bright	39.000	60	7Bet UMi	2.0810	3950.0	78	26940	No
55	GOM_NL__2PRFIN20070426_033546_000000352057_00333_26940_3154.N1	26-APR-2007 03:35:46	Bright	34.500	49	1Alp UMi	1.9900	6300.0	69	26940	No
56	GOM_NL__2PRFIN20070426_034327_000000342057_00333_26940_3155.N1	26-APR-2007 03:43:27	Bright	33.500	110	37Del Cas	2.6780	8900.0	67	26940	No
57	GOM_NL__2PRFIN20070426_034453_000000392057_00333_26940_3156.N1	26-APR-2007 03:44:53	Bright	38.500	68	18Alp Cas	2.2250	4500.0	77	26940	No
58	GOM_NL__2PRFIN20070426_035345_000000422057_00333_26940_3157.N1	26-APR-2007 03:53:45	Bright	41.500	93	53Bet Peg	2.5200	3100.0	83	26940	No
59	GOM_NL__2PRFIN20070426_035734_000000422057_00333_26940_3158.N1	26-APR-2007 03:57:34	Tw_i_and_stray	41.500	90	54Alp Peg	2.4870	11000.	83	26940	No
60	GOM_NL__2PRFIN20070426_041011_000000432057_00333_26940_3159.N1	26-APR-2007 04:10:11	Dark	43.000	18	24Alp PsA	1.1660	9700.0	86	26940	No
61	GOM_NL__2PRFIN20070426_041407_000000392057_00333_26940_3160.N1	26-APR-2007 04:14:07	Dark	39.000	172	Gam Gru	3.0030	13100.	78	26940	No
62	GOM_NL__2PRFIN20070426_041551_000000422057_00333_26940_3161.N1	26-APR-2007 04:15:51	Dark	42.000	31	Alp Gru	1.7340	15200.	84	26940	No
63	GOM_NL__2PRFIN20070426_041842_000000382057_00333_26940_3162.N1	26-APR-2007 04:18:42	Dark	37.500	148	Alp Tuc	2.8780	4100.0	75	26940	No
64	GOM_NL__2PRFIN20070426_042112_000000412057_00334_26941_3154.N1	26-APR-2007 04:21:12	Dark	40.500	45	Alp Pav	1.9400	26000.	81	26941	No
65	GOM_NL__2PRFIN20070426_042807_000000392057_00334_26941_3155.N1	26-APR-2007 04:28:07	Dark	39.000	43	Alp TrA	1.9100	4250.0	78	26941	No
66	GOM_NL__2PRFIN20070426_043018_000000382057_00334_26941_3156.N1	26-APR-2007 04:30:18	Straylight	38.000	134	Bet TrA	2.8100	6600.0	76	26941	No
67	GOM_NL__2PRFIN20070426_043229_000000512057_00334_26941_3157.N1	26-APR-2007 04:32:29	Straylight	50.500	4	Alp1Cen	-0.010000	5800.0	101	26941	No
68	GOM_NL__2PRFIN20070426_043550_000000412057_00334_26941_3158.N1	26-APR-2007 04:35:50	Straylight	40.500	78	Alp Lup	2.3040	28000.	81	26941	No
69	GOM_NL__2PRFIN20070426_043724_000000432057_00334_26941_3159.N1	26-APR-2007 04:37:24	Straylight	43.000	81	Eta Cen	2.3560	28000.	86	26941	No
70	GOM_NL__2PRFIN20070426_043934_000000442057_00334_26941_3160.N1	26-APR-2007 04:39:34	Straylight	44.000	54	5The Cen	2.0550	4500.0	88	26941	No
71	GOM_NL__2PRFIN20070426_044358_000000412057_00334_26941_3161.N1	26-APR-2007 04:43:58	Tw_i_and_stray	41.000	169	46Gam Hya	2.9910	4700.0	82	26941	No
72	GOM_NL__2PRFIN20070426_044722_000000392057_00334_26941_3162.N1	26-APR-2007 04:47:22	Bright	39.000	15	67Alp Vir	0.97600	28000.	78	26941	No
73	GOM_NL__2PRFIN20070426_045024_000000372057_00334_26941_3163.N1	26-APR-2007 04:50:24	Bright	36.500	121	29Gam Vir	2.7400	7200.0	73	26941	No
74	GOM_NL__2PRFIN20070426_045351_000000362057_00334_26941_3164.N1	26-APR-2007 04:53:51	Bright	35.500	138	47Eps Vir	2.8280	4700.0	71	26941	No
75	GOM_NL__2PRFIN20070426_050141_000000362057_00334_26941_3165.N1	26-APR-2007 05:01:41	Bright	36.000	152	12Alp2CVn	2.8900	11000.	72	26941	No
76	GOM_NL__2PRFIN20070426_050602_000000352057_00334_26941_3166.N1	26-APR-2007 05:06:02	Bright	34.500	87	64Gam UMa	2.4330	11000.	69	26941	No
77	GOM_NL__2PRFIN20070426_050715_000000352057_00334_26941_3167.N1	26-APR-2007 05:07:15	Bright	35.000	82	48Bet UMa	2.3650	10600.	70	26941	No
78	GOM_NL__2PRFIN20070426_050838_000000362057_00334_26941_3168.N1	26-APR-2007 05:08:38	Bright	35.500	36	50Alp UMa	1.8000	6300.0	71	26941	No
79	GOM_NL__2PRFIN20070426_051254_000000392057_00334_26941_3169.N1	26-APR-2007 05:12:54	Bright	39.000	60	7Bet UMi	2.0810	3950.0	78	26941	No
80	GOM_NL__2PRFIN20070426_051622_000000342057_00334_26941_3170.N1	26-APR-2007 05:16:22	Bright	34.000	49	1Alp UMi	1.9900	6300.0	68	26941	No
81	GOM_NL__2PRFIN20070426_052403_000000352057_00334_26941_3171.N1	26-APR-2007 05:24:03	Bright	34.500	110	37Del Cas	2.6780	8900.0	69	26941	No
82	GOM_NL__2PRFIN20070426_052530_000000352057_00334_26941_3172.N1	26-APR-2007 05:25:30	Bright	34.500	68	18Alp Cas	2.2250	4500.0	69	26941	No
83	GOM_NL__2PRFIN20070426_053422_000000432057_00334_26941_3173.N1	26-APR-2007 05:34:22	Bright	42.500	93	53Bet Peg	2.5200	3100.0	85	26941	No
84	GOM_NL__2PRFIN20070426_053810_000000442057_00334_26941_3174.N1	26-APR-2007 05:38:10	Tw_i_and_stray	44.000	90	54Alp Peg	2.4870	11000.	88	26941	No
85	GOM_NL__2PRFIN20070426_055047_000000442057_00334_26941_3175.N1	26-APR-2007 05:50:47	Dark	43.500	18	24Alp PsA	1.1660	9700.0	87	26941	No
86	GOM_NL__2PRFIN20070426_055444_000000422057_00334_26941_3176.N1	26-APR-2007 05:54:44	Dark	41.500	172	Gam Gru	3.0030	13100.	83	26941	No
87	GOM_NL__2PRFIN20070426_055627_000000412057_00334_26941_3177.N1	26-APR-2007 05:56:27	Dark	41.000	31	Alp Gru	1.7340	15200.	82	26941	No
88	GOM_NL__2PRFIN20070426_055919_000000462057_00334_26941_3178.N1	26-APR-2007 05:59:19	Dark	46.000	148	Alp Tuc	2.8780	4100.0	92	26941	No
89	GOM_NL__2PRFIN20070426_060148_000000422057_00335_26942_3166.N1	26-APR-2007 06:01:48	Dark	41.500	45	Alp Pav	1.9400	26000.	83	26942	No
90	GOM_NL__2PRFIN20070426_060844_000000392057_00335_26942_3167.N1	26-APR-2007 06:08:44	Dark	38.500	43	Alp TrA	1.9100	4250.0	77	26942	No
91	GOM_NL__2PRFIN20070426_061054_000000392057_00335_26942_3168.N1	26-APR-2007 06:10:54	Straylight	38.500	134	Bet TrA	2.8100	6600.0	77	26942	No
92	GOM_NL__2PRFIN20070426_061305_000000432057_00335_26942_3169.N1	26-APR-2007 06:13:05	Straylight	42.500	4	Alp1Cen	-0.010000	5800.0	85	26942	No
93	GOM_NL__2PRFIN20070426_061626_000000442057_00335_26942_3170.N1	26-APR-2007 06:16:26	Straylight	43.500	78	Alp Lup	2.3040	28000.	87	26942	No
94	GOM_NL__2PRFIN20070426_061800_000000402057_00335_26942_3171.N1	26-APR-2007 06:18:00	Straylight	40.000	81	Eta Cen	2.3560	28000.	80	26942	No
95	GOM_NL__2PRFIN20070426_062010_000000432057_00335_26942_3172.N1	26-APR-2007 06:20:10	Straylight	42.500	54	5The Cen	2.0550	4500.0	85	26942	No
96	GOM_NL__2PRFIN20070426_062434_000000422057_00335_26942_3173.N1	26-APR-2007 06:24:34	Tw_i_and_stray	41.500	169	46Gam Hya	2.9910	4700.0	83	26942	No
97	GOM_NL__2PRFIN20070426_062758_000000382057_00335_26942_3174.N1	26-APR-2007 06:27:58	Bright	38.000	15	67Alp Vir	0.97600	28000.	76	26942	No
98	GOM_NL__2PRFIN20070426_063100_000000362057_00335_26942_3175.N1	26-APR-2007 06:31:00	Bright	36.000	121	29Gam Vir	2.7400	7200.0	72	26942	No
99	GOM_NL__2PRFIN20070426_063427_000000362057_00335_26942_3176.N1	26-APR-2007 06:34:27	Bright	36.000	138	47Eps Vir	2.8280	4700.0	72	26942	No
100	GOM_NL__2PRFIN20070426_064217_000000362057_00335_26942_3177.N1	26-APR-2007 06:42:17	Bright	35.500	152	12Alp2CVn	2.8900	11000.	71	26942	No
101	GOM_NL__2PRFIN20070426_064638_000000362057_00335_26942_3178.N1	26-APR-2007 06:46:38	Bright	35.500	87	64Gam UMa	2.4330	11000.	71	26942	No

102	GOM_NL__2PRFIN20070426_064752_000000352057_00335_26942_3179.N1	26-APR-2007 06:47:52	Bright	34.500	82	48Bet UMa	2.3650	10600.	69	26942	No
103	GOM_NL__2PRFIN20070426_064914_000000372057_00335_26942_3180.N1	26-APR-2007 06:49:14	Bright	36.500	36	50Alp UMa	1.8000	6300.0	73	26942	No
104	GOM_NL__2PRFIN20070426_065329_000000392057_00335_26942_3181.N1	26-APR-2007 06:53:29	Bright	38.500	60	7Bet UMi	2.0810	3950.0	77	26942	No
105	GOM_NL__2PRFIN20070426_065658_000000342057_00335_26942_3182.N1	26-APR-2007 06:56:58	Bright	34.000	49	1Alp UMi	1.9900	6300.0	68	26942	No
106	GOM_NL__2PRFIN20070426_070439_000000442057_00335_26942_3183.N1	26-APR-2007 07:04:39	Bright	44.000	110	37Del Cas	2.6780	8900.0	88	26942	No
107	GOM_NL__2PRFIN20070426_070606_000000362057_00335_26942_3184.N1	26-APR-2007 07:06:06	Bright	36.000	68	18Alp Cas	2.2250	4500.0	72	26942	No
108	GOM_NL__2PRFIN20070426_071458_000000412057_00335_26942_3185.N1	26-APR-2007 07:14:58	Bright	40.500	93	53Bet Peg	2.5200	3100.0	81	26942	No
109	GOM_NL__2PRFIN20070426_071846_000000422057_00335_26942_3186.N1	26-APR-2007 07:18:46	Tw_i_and_stray	42.000	90	54Alp Peg	2.4870	11000.	84	26942	No
110	GOM_NL__2PRFIN20070426_073123_000000442057_00335_26942_3187.N1	26-APR-2007 07:31:23	Dark	43.500	18	24Alp PsA	1.1660	9700.0	87	26942	No
111	GOM_NL__2PRFIN20070426_073520_000000422057_00335_26942_3188.N1	26-APR-2007 07:35:20	Dark	41.500	172	Gam Gru	3.0030	13100.	83	26942	No
112	GOM_NL__2PRFIN20070426_073704_000000412057_00335_26942_3189.N1	26-APR-2007 07:37:04	Dark	40.500	31	Alp Gru	1.7340	15200.	81	26942	No
113	GOM_NL__2PRFIN20070426_073955_000000392057_00335_26942_3190.N1	26-APR-2007 07:39:55	Dark	38.500	148	Alp Tuc	2.8780	4100.0	77	26942	No
114	GOM_NL__2PRFIN20070426_074225_000000412057_00336_26943_3195.N1	26-APR-2007 07:42:25	Dark	40.500	45	Alp Pav	1.9400	26000.	81	26943	No
115	GOM_NL__2PRFIN20070426_074920_000000482057_00336_26943_3196.N1	26-APR-2007 07:49:20	Dark	47.500	43	Alp TrA	1.9100	4250.0	95	26943	No
116	GOM_NL__2PRFIN20070426_075131_000000392057_00336_26943_3197.N1	26-APR-2007 07:51:31	Straylight	38.500	134	Bet TrA	2.8100	6600.0	77	26943	No
117	GOM_NL__2PRFIN20070426_075341_000000442057_00336_26943_3198.N1	26-APR-2007 07:53:41	Straylight	43.500	4	Alp1Cen	-0.010000	5800.0	87	26943	No
118	GOM_NL__2PRFIN20070426_075703_000000412057_00336_26943_3199.N1	26-APR-2007 07:57:03	Straylight	41.000	78	Alp Lup	2.3040	28000.	82	26943	No
119	GOM_NL__2PRFIN20070426_075836_000000412057_00336_26943_3200.N1	26-APR-2007 07:58:36	Straylight	41.000	81	Eta Cen	2.3560	28000.	82	26943	No
120	GOM_NL__2PRFIN20070426_080047_000000442057_00336_26943_3201.N1	26-APR-2007 08:00:47	Straylight	44.000	54	5The Cen	2.0550	4500.0	88	26943	No
121	GOM_NL__2PRFIN20070426_080510_000000412057_00336_26943_3202.N1	26-APR-2007 08:05:10	Tw_i_and_stray	41.000	169	46Gam Hya	2.9910	4700.0	82	26943	No
122	GOM_NL__2PRFIN20070426_080834_000000392057_00336_26943_3203.N1	26-APR-2007 08:08:34	Bright	39.000	15	67Alp Vir	0.97600	28000.	78	26943	No
123	GOM_NL__2PRFIN20070426_081136_000000362057_00336_26943_3204.N1	26-APR-2007 08:11:36	Bright	35.500	121	29Gam Vir	2.7400	7200.0	71	26943	No
124	GOM_NL__2PRFIN20070426_081503_000000372057_00336_26943_3205.N1	26-APR-2007 08:15:03	Bright	36.500	138	47Eps Vir	2.8280	4700.0	73	26943	No
125	GOM_NL__2PRFIN20070426_082253_000000372057_00336_26943_3206.N1	26-APR-2007 08:22:53	Bright	37.000	152	12Alp2CVn	2.8900	11000.	74	26943	No
126	GOM_NL__2PRFIN20070426_082714_000000362057_00336_26943_3207.N1	26-APR-2007 08:27:14	Bright	35.500	87	64Gam UMa	2.4330	11000.	71	26943	No
127	GOM_NL__2PRFIN20070426_082828_000000332057_00336_26943_3208.N1	26-APR-2007 08:28:28	Bright	33.000	82	48Bet UMa	2.3650	10600.	66	26943	No
128	GOM_NL__2PRFIN20070426_082950_000000352057_00336_26943_3209.N1	26-APR-2007 08:29:50	Bright	35.000	36	50Alp UMa	1.8000	6300.0	70	26943	No
129	GOM_NL__2PRFIN20070426_083405_000000342057_00336_26943_3210.N1	26-APR-2007 08:34:05	Bright	34.000	60	7Bet UMi	2.0810	3950.0	68	26943	No
130	GOM_NL__2PRFIN20070426_083734_000000332057_00336_26943_3211.N1	26-APR-2007 08:37:34	Bright	32.500	49	1Alp UMi	1.9900	6300.0	65	26943	No
131	GOM_NL__2PRFIN20070426_084515_000000332057_00336_26943_3212.N1	26-APR-2007 08:45:15	Bright	33.000	110	37Del Cas	2.6780	8900.0	66	26943	No
132	GOM_NL__2PRFIN20070426_084642_000000352057_00336_26943_3213.N1	26-APR-2007 08:46:42	Bright	34.500	68	18Alp Cas	2.2250	4500.0	69	26943	No
133	GOM_NL__2PRFIN20070426_085534_000000392057_00336_26943_3214.N1	26-APR-2007 08:55:34	Bright	39.000	93	53Bet Peg	2.5200	3100.0	78	26943	No
134	GOM_NL__2PRFIN20070426_085922_000000432057_00336_26943_3215.N1	26-APR-2007 08:59:22	Tw_i_and_stray	43.000	90	54Alp Peg	2.4870	11000.	86	26943	No
135	GOM_NL__2PRFIN20070426_091200_000000442057_00336_26943_3216.N1	26-APR-2007 09:12:00	Dark	44.000	18	24Alp PsA	1.1660	9700.0	88	26943	No
136	GOM_NL__2PRFIN20070426_091557_000000392057_00336_26943_3217.N1	26-APR-2007 09:15:57	Dark	39.000	172	Gam Gru	3.0030	13100.	78	26943	No
137	GOM_NL__2PRFIN20070426_091740_000000402057_00336_26943_3218.N1	26-APR-2007 09:17:40	Dark	39.500	31	Alp Gru	1.7340	15200.	79	26943	No
138	GOM_NL__2PRFIN20070426_092031_000000382057_00336_26943_3219.N1	26-APR-2007 09:20:31	Dark	38.000	148	Alp Tuc	2.8780	4100.0	76	26943	No
139	GOM_NL__2PRFIN20070426_092301_000000412057_00337_26944_3205.N1	26-APR-2007 09:23:01	Dark	41.000	45	Alp Pav	1.9400	26000.	82	26944	No
140	GOM_NL__2PRFIN20070426_092956_000000412057_00337_26944_3206.N1	26-APR-2007 09:29:56	Dark	41.000	43	Alp TrA	1.9100	4250.0	82	26944	No
141	GOM_NL__2PRFIN20070426_093207_000000392057_00337_26944_3207.N1	26-APR-2007 09:32:07	Straylight	39.000	134	Bet TrA	2.8100	6600.0	78	26944	No
142	GOM_NL__2PRFIN20070426_093418_000000482057_00337_26944_3208.N1	26-APR-2007 09:34:18	Straylight	48.000	4	Alp1Cen	-0.010000	5800.0	96	26944	No
143	GOM_NL__2PRFIN20070426_093739_000000432057_00337_26944_3209.N1	26-APR-2007 09:37:39	Straylight	43.000	78	Alp Lup	2.3040	28000.	86	26944	No
144	GOM_NL__2PRFIN20070426_093912_000000392057_00337_26944_3210.N1	26-APR-2007 09:39:12	Straylight	38.500	81	Eta Cen	2.3560	28000.	77	26944	No
145	GOM_NL__2PRFIN20070426_094123_000000412057_00337_26944_3211.N1	26-APR-2007 09:41:23	Straylight	41.000	54	5The Cen	2.0550	4500.0	82	26944	No
146	GOM_NL__2PRFIN20070426_094546_000000382057_00337_26944_3212.N1	26-APR-2007 09:45:46	Tw_i_and_stray	37.500	169	46Gam Hya	2.9910	4700.0	75	26944	No
147	GOM_NL__2PRFIN20070426_094910_000000382057_00337_26944_3213.N1	26-APR-2007 09:49:10	Bright	37.500	15	67Alp Vir	0.97600	28000.	75	26944	No
148	GOM_NL__2PRFIN20070426_095212_000000352057_00337_26944_3214.N1	26-APR-2007 09:52:12	Bright	35.000	121	29Gam Vir	2.7400	7200.0	70	26944	No
149	GOM_NL__2PRFIN20070426_095539_000000372057_00337_26944_3215.N1	26-APR-2007 09:55:39	Bright	37.000	138	47Eps Vir	2.8280	4700.0	74	26944	No
150	GOM_NL__2PRFIN20070426_100329_000000362057_00337_26944_3216.N1	26-APR-2007 10:03:29	Bright	35.500	152	12Alp2CVn	2.8900	11000.	71	26944	No
151	GOM_NL__2PRFIN20070426_100750_000000362057_00337_26944_3217.N1	26-APR-2007 10:07:50	Bright	35.500	87	64Gam UMa	2.4330	11000.	71	26944	No
152	GOM_NL__2PRFIN20070426_100904_000000522057_00337_26944_3218.N1	26-APR-2007 10:09:04	Bright	52.000	82	48Bet UMa	2.3650	10600.	104	26944	No
153	GOM_NL__2PRFIN20070426_101026_000000352057_00337_26944_3219.N1	26-APR-2007 10:10:26	Bright	35.000	36	50Alp UMa	1.8000	6300.0	70	26944	No
154	GOM_NL__2PRFIN20070426_101440_000000382057_00337_26944_3220.N1	26-APR-2007 10:14:40	Bright	38.000	60	7Bet UMi	2.0810	3950.0	76	26944	No
155	GOM_NL__2PRFIN20070426_101810_000000352057_00337_26944_3221.N1	26-APR-2007 10:18:10	Bright	35.000	49	1Alp UMi	1.9900	6300.0	70	26944	No
156	GOM_NL__2PRFIN20070426_102551_000000332057_00337_26944_3222.N1	26-APR-2007 10:25:51	Bright	33.000	110	37Del Cas	2.6780	8900.0	66	26944	No
157	GOM_NL__2PRFIN20070426_102718_000000332057_00337_26944_3223.N1	26-APR-2007 10:27:18	Bright	33.000	68	18Alp Cas	2.2250	4500.0	66	26944	No
158	GOM_NL__2PRFIN20070426_103610_000000412057_00337_26944_3224.N1	26-APR-2007 10:36:10	Bright	41.000	93	53Bet Peg	2.5200	3100.0	82	26944	No
159	GOM_NL__2PRFIN20070426_103959_000000412057_00337_26944_3225.N1	26-APR-2007 10:39:59	Tw_i_and_stray	41.000	90	54Alp Peg	2.4870	11000.	82	26944	No
160	GOM_NL__2PRFIN20070426_105236_000000452057_00337_26944_3226.N1	26-APR-2007 10:52:36	Dark	44.500	18	24Alp PsA	1.1660	9700.0	89	26944	No

161	GOM_NL__2PRFIN20070426_105633_000000422057_00337_26944_3227.N1	26-APR-2007 10:56:33	Dark	42.000	172	Gam Gru	3.0030	13100.	84	26944	No
162	GOM_NL__2PRFIN20070426_105817_000000442057_00337_26944_3228.N1	26-APR-2007 10:58:17	Dark	44.000	31	Alp Gru	1.7340	15200.	88	26944	No
163	GOM_NL__2PRFIN20070426_110107_000000392057_00337_26944_3229.N1	26-APR-2007 11:01:07	Dark	38.500	148	Alp Tuc	2.8780	4100.0	77	26944	No
164	GOM_NL__2PRFIN20070426_110338_000000422057_00338_26945_3221.N1	26-APR-2007 11:03:38	Dark	41.500	45	Alp Pav	1.9400	26000.	83	26945	No
165	GOM_NL__2PRFIN20070426_111033_000000412057_00338_26945_3222.N1	26-APR-2007 11:10:33	Dark	41.000	43	Alp TrA	1.9100	4250.0	82	26945	No
166	GOM_NL__2PRFIN20070426_111243_000000382057_00338_26945_3223.N1	26-APR-2007 11:12:43	Straylight	38.000	134	Bet TrA	2.8100	6600.0	76	26945	No
167	GOM_NL__2PRFIN20070426_111454_000000402057_00338_26945_3224.N1	26-APR-2007 11:14:54	Straylight	40.000	4	Alp1Cen	-0.010000	5800.0	80	26945	No
168	GOM_NL__2PRFIN20070426_111815_000000402057_00338_26945_3225.N1	26-APR-2007 11:18:15	Straylight	40.000	78	Alp Lup	2.3040	28000.	80	26945	No
169	GOM_NL__2PRFIN20070426_111949_000000422057_00338_26945_3226.N1	26-APR-2007 11:19:49	Straylight	41.500	81	Eta Cen	2.3560	28000.	83	26945	No
170	GOM_NL__2PRFIN20070426_112159_000000432057_00338_26945_3227.N1	26-APR-2007 11:21:59	Straylight	42.500	54	5The Cen	2.0550	4500.0	85	26945	No
171	GOM_NL__2PRFIN20070426_112622_000000402057_00338_26945_3228.N1	26-APR-2007 11:26:22	Tw_i_and_stray	39.500	169	46Gam Hya	2.9910	4700.0	79	26945	No
172	GOM_NL__2PRFIN20070426_112946_000000392057_00338_26945_3229.N1	26-APR-2007 11:29:46	Bright	39.000	15	67Alp Vir	0.97600	28000.	78	26945	No
173	GOM_NL__2PRFIN20070426_113248_000000352057_00338_26945_3230.N1	26-APR-2007 11:32:48	Bright	35.000	121	29Gam Vir	2.7400	7200.0	70	26945	No
174	GOM_NL__2PRFIN20070426_113615_000000362057_00338_26945_3231.N1	26-APR-2007 11:36:15	Bright	36.000	138	47Eps Vir	2.8280	4700.0	72	26945	No
175	GOM_NL__2PRFIN20070426_114405_000000352057_00338_26945_3232.N1	26-APR-2007 11:44:05	Bright	35.000	152	12Alp2CVn	2.8900	11000.	70	26945	No
176	GOM_NL__2PRFIN20070426_114826_000000362057_00338_26945_3233.N1	26-APR-2007 11:48:26	Bright	36.000	87	64Gam UMa	2.4330	11000.	72	26945	No
177	GOM_NL__2PRFIN20070426_114940_000000352057_00338_26945_3234.N1	26-APR-2007 11:49:40	Bright	35.000	82	48Bet UMa	2.3650	10600.	70	26945	No
178	GOM_NL__2PRFIN20070426_115102_000000372057_00338_26945_3235.N1	26-APR-2007 11:51:02	Bright	37.000	36	50Alp UMa	1.8000	6300.0	74	26945	No
179	GOM_NL__2PRFIN20070426_115516_000000372057_00338_26945_3236.N1	26-APR-2007 11:55:16	Bright	37.000	60	7Bet UMi	2.0810	3950.0	74	26945	No
180	GOM_NL__2PRFIN20070426_115845_000000372057_00338_26945_3237.N1	26-APR-2007 11:58:45	Bright	37.000	49	1Alp UMi	1.9900	6300.0	74	26945	No
181	GOM_NL__2PRFIN20070426_120627_000000332057_00338_26945_3238.N1	26-APR-2007 12:06:27	Bright	33.000	110	37Del Cas	2.6780	8900.0	66	26945	No
182	GOM_NL__2PRFIN20070426_120754_000000322057_00338_26945_3239.N1	26-APR-2007 12:07:54	Bright	32.000	68	18Alp Cas	2.2250	4500.0	64	26945	No
183	GOM_NL__2PRFIN20070426_121646_000000422057_00338_26945_3240.N1	26-APR-2007 12:16:46	Bright	41.500	93	53Bet Peg	2.5200	3100.0	83	26945	No
184	GOM_NL__2PRFIN20070426_122035_000000422057_00338_26945_3241.N1	26-APR-2007 12:20:35	Tw_i_and_stray	41.500	90	54Alp Peg	2.4870	11000.	83	26945	No
185	GOM_NL__2PRFIN20070426_123312_000000502057_00338_26945_3242.N1	26-APR-2007 12:33:12	Dark	50.000	18	24Alp PsA	1.1660	9700.0	100	26945	No
186	GOM_NL__2PRFIN20070426_123710_000000432057_00338_26945_3243.N1	26-APR-2007 12:37:10	Dark	43.000	172	Gam Gru	3.0030	13100.	86	26945	No
187	GOM_NL__2PRFIN20070426_123853_000000402057_00338_26945_3244.N1	26-APR-2007 12:38:53	Dark	40.000	31	Alp Gru	1.7340	15200.	80	26945	No
188	GOM_NL__2PRFIN20070426_124144_000000382057_00338_26945_3245.N1	26-APR-2007 12:41:44	Dark	37.500	148	Alp Tuc	2.8780	4100.0	75	26945	No
189	GOM_NL__2PRFIN20070426_124414_000000412057_00339_26946_3229.N1	26-APR-2007 12:44:14	Dark	40.500	45	Alp Pav	1.9400	26000.	81	26946	No
190	GOM_NL__2PRFIN20070426_125109_000000442057_00339_26946_3230.N1	26-APR-2007 12:51:09	Dark	43.500	43	Alp TrA	1.9100	4250.0	87	26946	No
191	GOM_NL__2PRFIN20070426_125320_000000422057_00339_26946_3231.N1	26-APR-2007 12:53:20	Straylight	41.500	134	Bet TrA	2.8100	6600.0	83	26946	No
192	GOM_NL__2PRFIN20070426_125530_000000442057_00339_26946_3232.N1	26-APR-2007 12:55:30	Straylight	44.000	4	Alp1Cen	-0.010000	5800.0	88	26946	No
193	GOM_NL__2PRFIN20070426_125851_000000392057_00339_26946_3233.N1	26-APR-2007 12:58:51	Straylight	38.500	78	Alp Lup	2.3040	28000.	77	26946	No
194	GOM_NL__2PRFIN20070426_130025_000000422057_00339_26946_3234.N1	26-APR-2007 13:00:25	Straylight	41.500	81	Eta Cen	2.3560	28000.	83	26946	No
195	GOM_NL__2PRFIN20070426_130235_000000462057_00339_26946_3235.N1	26-APR-2007 13:02:35	Straylight	45.500	54	5The Cen	2.0550	4500.0	91	26946	No
196	GOM_NL__2PRFIN20070426_130658_000000392057_00339_26946_3236.N1	26-APR-2007 13:06:58	Bright	39.000	169	46Gam Hya	2.9910	4700.0	78	26946	No
197	GOM_NL__2PRFIN20070426_131022_000000402057_00339_26946_3237.N1	26-APR-2007 13:10:22	Bright	40.000	15	67Alp Vir	0.97600	28000.	80	26946	No
198	GOM_NL__2PRFIN20070426_131324_000000362057_00339_26946_3238.N1	26-APR-2007 13:13:24	Bright	35.500	121	29Gam Vir	2.7400	7200.0	71	26946	No
199	GOM_NL__2PRFIN20070426_131650_000000362057_00339_26946_3239.N1	26-APR-2007 13:16:50	Bright	35.500	138	47Eps Vir	2.8280	4700.0	71	26946	No
200	GOM_NL__2PRFIN20070426_132441_000000362057_00339_26946_3240.N1	26-APR-2007 13:24:41	Bright	36.000	152	12Alp2CVn	2.8900	11000.	72	26946	No
201	GOM_NL__2PRFIN20070426_132902_000000352057_00339_26946_3241.N1	26-APR-2007 13:29:02	Bright	35.000	87	64Gam UMa	2.4330	11000.	70	26946	No
202	GOM_NL__2PRFIN20070426_133016_000000372057_00339_26946_3242.N1	26-APR-2007 13:30:16	Bright	36.500	82	48Bet UMa	2.3650	10600.	73	26946	No
203	GOM_NL__2PRFIN20070426_133138_000000362057_00339_26946_3243.N1	26-APR-2007 13:31:38	Bright	35.500	36	50Alp UMa	1.8000	6300.0	71	26946	No
204	GOM_NL__2PRFIN20070426_133552_000000412057_00339_26946_3244.N1	26-APR-2007 13:35:52	Bright	40.500	60	7Bet UMi	2.0810	3950.0	81	26946	No
205	GOM_NL__2PRFIN20070426_133921_000000352057_00339_26946_3245.N1	26-APR-2007 13:39:21	Bright	35.000	49	1Alp UMi	1.9900	6300.0	70	26946	No
206	GOM_NL__2PRFIN20070426_134703_000000332057_00339_26946_3246.N1	26-APR-2007 13:47:03	Bright	33.000	110	37Del Cas	2.6780	8900.0	66	26946	No
207	GOM_NL__2PRFIN20070426_134830_000000412057_00339_26946_3247.N1	26-APR-2007 13:48:30	Bright	41.000	68	18Alp Cas	2.2250	4500.0	82	26946	No
208	GOM_NL__2PRFIN20070426_135722_000000552057_00339_26946_3248.N1	26-APR-2007 13:57:22	Bright	55.000	93	53Bet Peg	2.5200	3100.0	110	26946	No
209	GOM_NL__2PRFIN20070426_140111_000000422057_00339_26946_3249.N1	26-APR-2007 14:01:11	Tw_i_and_stray	42.000	90	54Alp Peg	2.4870	11000.	84	26946	No
210	GOM_NL__2PRFIN20070426_141349_000000432057_00339_26946_3250.N1	26-APR-2007 14:13:49	Dark	42.500	18	24Alp PsA	1.1660	9700.0	85	26946	No
211	GOM_NL__2PRFIN20070426_141747_000000402057_00339_26946_3251.N1	26-APR-2007 14:17:47	Dark	39.500	172	Gam Gru	3.0030	13100.	79	26946	No
212	GOM_NL__2PRFIN20070426_141929_000000392057_00339_26946_3252.N1	26-APR-2007 14:19:29	Dark	39.000	31	Alp Gru	1.7340	15200.	78	26946	No
213	GOM_NL__2PRFIN20070426_142220_000000442057_00339_26946_3253.N1	26-APR-2007 14:22:20	Dark	44.000	148	Alp Tuc	2.8780	4100.0	88	26946	No
214	GOM_NL__2PRFIN20070426_142451_000000392057_00340_26947_3248.N1	26-APR-2007 14:24:51	Dark	39.000	45	Alp Pav	1.9400	26000.	78	26947	No
215	GOM_NL__2PRFIN20070426_143145_000000392057_00340_26947_3249.N1	26-APR-2007 14:31:45	Dark	39.000	43	Alp TrA	1.9100	4250.0	78	26947	No
216	GOM_NL__2PRFIN20070426_143356_000000382057_00340_26947_3250.N1	26-APR-2007 14:33:56	Straylight	37.500	134	Bet TrA	2.8100	6600.0	75	26947	No
217	GOM_NL__2PRFIN20070426_143606_000000482057_00340_26947_3251.N1	26-APR-2007 14:36:06	Straylight	47.500	4	Alp1Cen	-0.010000	5800.0	95	26947	No
218	GOM_NL__2PRFIN20070426_143928_000000402057_00340_26947_3252.N1	26-APR-2007 14:39:28	Straylight	39.500	78	Alp Lup	2.3040	28000.	79	26947	No
219	GOM_NL__2PRFIN20070426_144101_000000412057_00340_26947_3253.N1	26-APR-2007 14:41:01	Straylight	41.000	81	Eta Cen	2.3560	28000.	82	26947	No

220	GOM_NL__2PRFIN20070426_144311_000000422057_00340_26947_3254.N1	26-APR-2007 14:43:11	Straylight	41.500	54	5The Cen	2.0550	4500.0	83	26947	No
221	GOM_NL__2PRFIN20070426_144734_000000412057_00340_26947_3255.N1	26-APR-2007 14:47:34	Bright	41.000	169	46Gam Hya	2.9910	4700.0	82	26947	No
222	GOM_NL__2PRFIN20070426_145058_000000392057_00340_26947_3256.N1	26-APR-2007 14:50:58	Bright	39.000	15	67Alp Vir	0.97600	28000.	78	26947	No
223	GOM_NL__2PRFIN20070426_145400_000000362057_00340_26947_3257.N1	26-APR-2007 14:54:00	Bright	36.000	121	29Gam Vir	2.7400	7200.0	72	26947	No
224	GOM_NL__2PRFIN20070426_145726_000000362057_00340_26947_3258.N1	26-APR-2007 14:57:26	Bright	35.500	138	47Eps Vir	2.8280	4700.0	71	26947	No
225	GOM_NL__2PRFIN20070426_150516_000000362057_00340_26947_3259.N1	26-APR-2007 15:05:16	Bright	35.500	152	12Alp2CVn	2.8900	11000.	71	26947	No
226	GOM_NL__2PRFIN20070426_150938_000000362057_00340_26947_3260.N1	26-APR-2007 15:09:38	Bright	35.500	87	64Gam UMa	2.4330	11000.	71	26947	No
227	GOM_NL__2PRFIN20070426_151052_000000362057_00340_26947_3261.N1	26-APR-2007 15:10:52	Bright	36.000	82	48Bet UMa	2.3650	10600.	72	26947	No
228	GOM_NL__2PRFIN20070426_151215_000000382057_00340_26947_3262.N1	26-APR-2007 15:12:15	Bright	37.500	36	50Alp UMa	1.8000	6300.0	75	26947	No
229	GOM_NL__2PRFIN20070426_151628_000000382057_00340_26947_3263.N1	26-APR-2007 15:16:28	Bright	37.500	60	7Bet UMi	2.0810	3950.0	75	26947	No
230	GOM_NL__2PRFIN20070426_151957_000000362057_00340_26947_3264.N1	26-APR-2007 15:19:57	Bright	36.000	49	1Alp UMi	1.9900	6300.0	72	26947	No
231	GOM_NL__2PRFIN20070426_152740_000000342057_00340_26947_3265.N1	26-APR-2007 15:27:40	Bright	34.000	110	37Del Cas	2.6780	8900.0	68	26947	No
232	GOM_NL__2PRFIN20070426_152906_000000442057_00340_26947_3266.N1	26-APR-2007 15:29:06	Bright	44.000	68	18Alp Cas	2.2250	4500.0	88	26947	No
233	GOM_NL__2PRFIN20070426_153758_000000422057_00340_26947_3267.N1	26-APR-2007 15:37:58	Bright	42.000	93	53Bet Peg	2.5200	3100.0	84	26947	No
234	GOM_NL__2PRFIN20070426_154147_000000442057_00340_26947_3268.N1	26-APR-2007 15:41:47	Tw_i_and_stray	43.500	90	54Alp Peg	2.4870	11000.	87	26947	No
235	GOM_NL__2PRFIN20070426_155425_000000432057_00340_26947_3269.N1	26-APR-2007 15:54:25	Dark	42.500	18	24Alp PsA	1.1660	9700.0	85	26947	No
236	GOM_NL__2PRFIN20070426_155823_000000402057_00340_26947_3270.N1	26-APR-2007 15:58:23	Dark	40.000	172	Gam Gru	3.0030	13100.	80	26947	No
237	GOM_NL__2PRFIN20070426_160006_000000382057_00340_26947_3271.N1	26-APR-2007 16:00:06	Dark	37.500	31	Alp Gru	1.7340	15200.	75	26947	No
238	GOM_NL__2PRFIN20070426_160256_000000392057_00340_26947_3272.N1	26-APR-2007 16:02:56	Dark	38.500	148	Alp Tuc	2.8780	4100.0	77	26947	No
239	GOM_NL__2PRFIN20070426_160527_000000402057_00341_26948_3274.N1	26-APR-2007 16:05:27	Dark	39.500	45	Alp Pav	1.9400	26000.	79	26948	No
240	GOM_NL__2PRFIN20070426_161222_000000402057_00341_26948_3275.N1	26-APR-2007 16:12:22	Dark	40.000	43	Alp TrA	1.9100	4250.0	80	26948	No
241	GOM_NL__2PRFIN20070426_161432_000000382057_00341_26948_3276.N1	26-APR-2007 16:14:32	Straylight	38.000	134	Bet TrA	2.8100	6600.0	76	26948	No
242	GOM_NL__2PRFIN20070426_161643_000000412057_00341_26948_3277.N1	26-APR-2007 16:16:43	Straylight	41.000	4	Alp1Cen	-0.010000	5800.0	82	26948	No
243	GOM_NL__2PRFIN20070426_162004_000000432057_00341_26948_3278.N1	26-APR-2007 16:20:04	Straylight	42.500	78	Alp Lup	2.3040	28000.	85	26948	No
244	GOM_NL__2PRFIN20070426_162138_000000412057_00341_26948_3279.N1	26-APR-2007 16:21:38	Straylight	40.500	81	Eta Cen	2.3560	28000.	81	26948	No
245	GOM_NL__2PRFIN20070426_162347_000000432057_00341_26948_3280.N1	26-APR-2007 16:23:47	Straylight	43.000	54	5The Cen	2.0550	4500.0	86	26948	No
246	GOM_NL__2PRFIN20070426_162810_000000422057_00341_26948_3281.N1	26-APR-2007 16:28:10	Bright	42.000	169	46Gam Hya	2.9910	4700.0	84	26948	No
247	GOM_NL__2PRFIN20070426_163134_000000412057_00341_26948_3282.N1	26-APR-2007 16:31:34	Bright	40.500	15	67Alp Vir	0.97600	28000.	81	26948	No
248	GOM_NL__2PRFIN20070426_163436_000000372057_00341_26948_3283.N1	26-APR-2007 16:34:36	Bright	36.500	121	29Gam Vir	2.7400	7200.0	73	26948	No
249	GOM_NL__2PRFIN20070426_163802_000000362057_00341_26948_3284.N1	26-APR-2007 16:38:02	Bright	35.500	138	47Eps Vir	2.8280	4700.0	71	26948	No
250	GOM_NL__2PRFIN20070426_164552_000000362057_00341_26948_3285.N1	26-APR-2007 16:45:52	Bright	36.000	152	12Alp2CVn	2.8900	11000.	72	26948	No
251	GOM_NL__2PRFIN20070426_165014_000000372057_00341_26948_3286.N1	26-APR-2007 16:50:14	Bright	36.500	87	64Gam UMa	2.4330	11000.	73	26948	No
252	GOM_NL__2PRFIN20070426_165129_000000362057_00341_26948_3287.N1	26-APR-2007 16:51:29	Bright	35.500	82	48Bet UMa	2.3650	10600.	71	26948	No
253	GOM_NL__2PRFIN20070426_165251_000000362057_00341_26948_3288.N1	26-APR-2007 16:52:51	Bright	36.000	36	50Alp UMa	1.8000	6300.0	72	26948	No
254	GOM_NL__2PRFIN20070426_165703_000000362057_00341_26948_3289.N1	26-APR-2007 16:57:03	Bright	35.500	60	7Bet UMi	2.0810	3950.0	71	26948	No
255	GOM_NL__2PRFIN20070426_170033_000000352057_00341_26948_3290.N1	26-APR-2007 17:00:33	Bright	35.000	49	1Alp UMi	1.9900	6300.0	70	26948	No
256	GOM_NL__2PRFIN20070426_170816_000000332057_00341_26948_3291.N1	26-APR-2007 17:08:16	Bright	33.000	110	37Del Cas	2.6780	8900.0	66	26948	No
257	GOM_NL__2PRFIN20070426_170942_000000352057_00341_26948_3292.N1	26-APR-2007 17:09:42	Bright	34.500	68	18Alp Cas	2.2250	4500.0	69	26948	No
258	GOM_NL__2PRFIN20070426_171834_000000412057_00341_26948_3293.N1	26-APR-2007 17:18:34	Bright	41.000	93	53Bet Peg	2.5200	3100.0	82	26948	No
259	GOM_NL__2PRFIN20070426_172223_000000422057_00341_26948_3294.N1	26-APR-2007 17:22:23	Tw_i_and_stray	41.500	90	54Alp Peg	2.4870	11000.	83	26948	No
260	GOM_NL__2PRFIN20070426_173501_000000452057_00341_26948_3295.N1	26-APR-2007 17:35:01	Dark	45.000	18	24Alp PsA	1.1660	9700.0	90	26948	No
261	GOM_NL__2PRFIN20070426_173900_000000412057_00341_26948_3296.N1	26-APR-2007 17:39:00	Dark	40.500	172	Gam Gru	3.0030	13100.	81	26948	No
262	GOM_NL__2PRFIN20070426_174042_000000432057_00341_26948_3297.N1	26-APR-2007 17:40:42	Dark	43.000	31	Alp Gru	1.7340	15200.	86	26948	No
263	GOM_NL__2PRFIN20070426_174333_000000422057_00341_26948_3298.N1	26-APR-2007 17:43:33	Dark	41.500	148	Alp Tuc	2.8780	4100.0	83	26948	No
264	GOM_NL__2PRFIN20070426_174604_000000392057_00342_26949_3286.N1	26-APR-2007 17:46:04	Dark	39.000	45	Alp Pav	1.9400	26000.	78	26949	No
265	GOM_NL__2PRFIN20070426_175258_000000432057_00342_26949_3287.N1	26-APR-2007 17:52:58	Dark	42.500	43	Alp TrA	1.9100	4250.0	85	26949	No
266	GOM_NL__2PRFIN20070426_175509_000000382057_00342_26949_3288.N1	26-APR-2007 17:55:09	Straylight	37.500	134	Bet TrA	2.8100	6600.0	75	26949	No
267	GOM_NL__2PRFIN20070426_175719_000000512057_00342_26949_3289.N1	26-APR-2007 17:57:19	Straylight	50.500	4	Alp1Cen	-0.010000	5800.0	101	26949	No
268	GOM_NL__2PRFIN20070426_180040_000000442057_00342_26949_3290.N1	26-APR-2007 18:00:40	Straylight	43.500	78	Alp Lup	2.3040	28000.	87	26949	No
269	GOM_NL__2PRFIN20070426_180214_000000402057_00342_26949_3291.N1	26-APR-2007 18:02:14	Straylight	40.000	81	Eta Cen	2.3560	28000.	80	26949	No
270	GOM_NL__2PRFIN20070426_180424_000000462057_00342_26949_3292.N1	26-APR-2007 18:04:24	Straylight	46.000	54	5The Cen	2.0550	4500.0	92	26949	No
271	GOM_NL__2PRFIN20070426_180847_000000412057_00342_26949_3293.N1	26-APR-2007 18:08:47	Bright	41.000	169	46Gam Hya	2.9910	4700.0	82	26949	No
272	GOM_NL__2PRFIN20070426_181210_000000402057_00342_26949_3294.N1	26-APR-2007 18:12:10	Bright	40.000	15	67Alp Vir	0.97600	28000.	80	26949	No
273	GOM_NL__2PRFIN20070426_181512_000000372057_00342_26949_3295.N1	26-APR-2007 18:15:12	Bright	36.500	121	29Gam Vir	2.7400	7200.0	73	26949	No
274	GOM_NL__2PRFIN20070426_181838_000000362057_00342_26949_3296.N1	26-APR-2007 18:18:38	Bright	36.000	138	47Eps Vir	2.8280	4700.0	72	26949	No
275	GOM_NL__2PRFIN20070426_182628_000000352057_00342_26949_3297.N1	26-APR-2007 18:26:28	Bright	34.500	152	12Alp2CVn	2.8900	11000.	69	26949	No
276	GOM_NL__2PRFIN20070426_183050_000000352057_00342_26949_3298.N1	26-APR-2007 18:30:50	Bright	35.000	87	64Gam UMa	2.4330	11000.	70	26949	No
277	GOM_NL__2PRFIN20070426_183205_000000362057_00342_26949_3299.N1	26-APR-2007 18:32:05	Bright	36.000	82	48Bet UMa	2.3650	10600.	72	26949	No
278	GOM_NL__2PRFIN20070426_183327_000000372057_00342_26949_3300.N1	26-APR-2007 18:33:27	Bright	36.500	36	50Alp UMa	1.8000	6300.0	73	26949	No

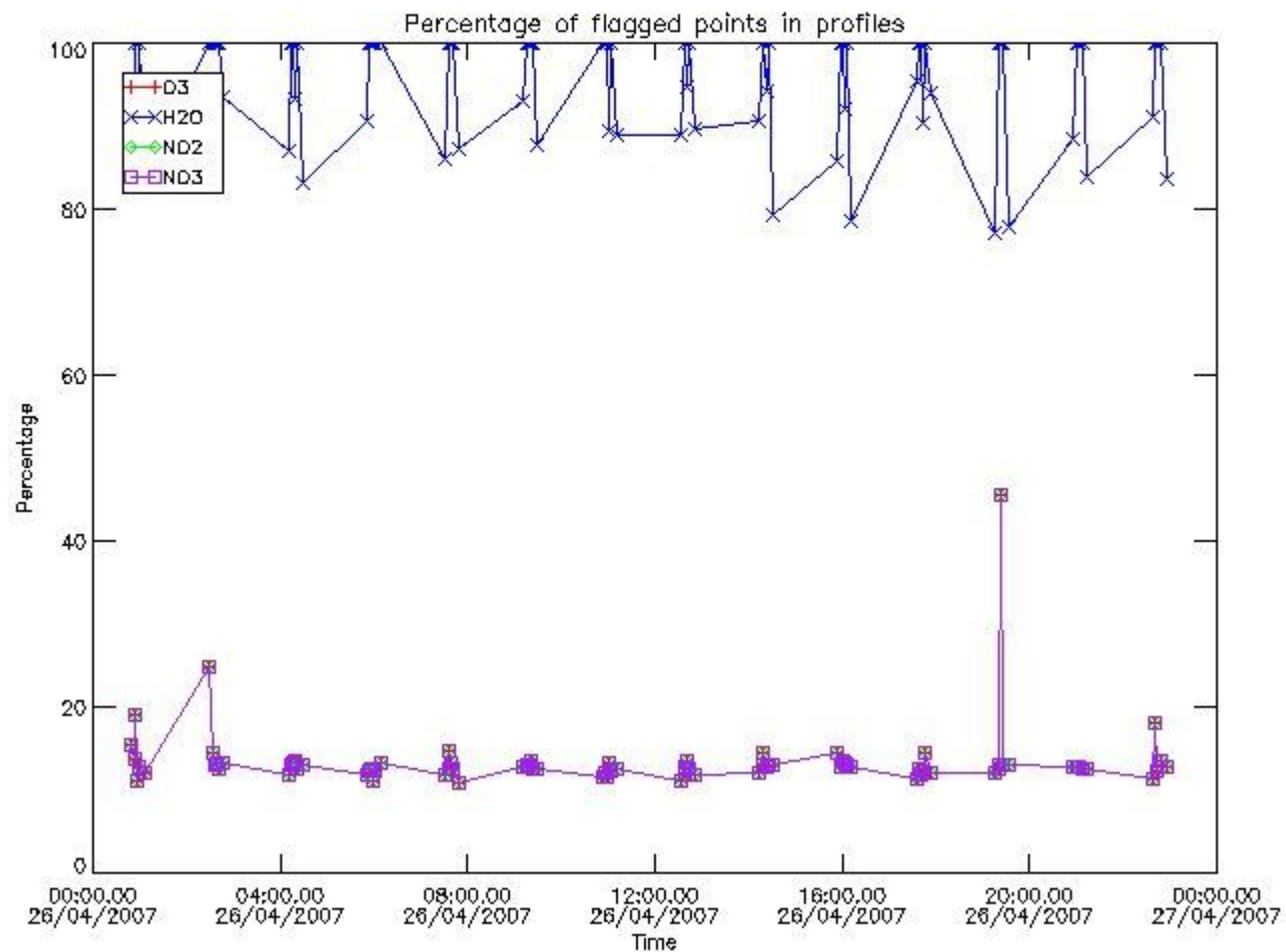
279	GOM_NL__2PRFIN20070426_183739_000000392057_00342_26949_3301.N1	26-APR-2007 18:37:39	Bright	39.000	60	7Bet UMi	2.0810	3950.0	78	26949	No
280	GOM_NL__2PRFIN20070426_184109_000000372057_00342_26949_3302.N1	26-APR-2007 18:41:09	Bright	36.500	49	1Alp UMi	1.9900	6300.0	73	26949	No
281	GOM_NL__2PRFIN20070426_184852_000000332057_00342_26949_3303.N1	26-APR-2007 18:48:52	Bright	32.500	110	37Del Cas	2.6780	8900.0	65	26949	No
282	GOM_NL__2PRFIN20070426_185018_000000322057_00342_26949_3304.N1	26-APR-2007 18:50:18	Bright	32.000	68	18Alp Cas	2.2250	4500.0	64	26949	No
283	GOM_NL__2PRFIN20070426_185910_000000422057_00342_26949_3305.N1	26-APR-2007 18:59:10	Bright	42.000	93	53Bet Peg	2.5200	3100.0	84	26949	No
284	GOM_NL__2PRFIN20070426_190300_000000442057_00342_26949_3306.N1	26-APR-2007 19:03:00	Tw_i_and_stray	43.500	90	54Alp Peg	2.4870	11000.	87	26949	No
285	GOM_NL__2PRFIN20070426_191538_000000422057_00342_26949_3307.N1	26-APR-2007 19:15:38	Dark	42.000	18	24Alp PsA	1.1660	9700.0	84	26949	No
286	GOM_NL__2PRFIN20070426_191936_000000412057_00342_26949_3308.N1	26-APR-2007 19:19:36	Dark	40.500	172	Gam Gru	3.0030	13100.	81	26949	No
287	GOM_NL__2PRFIN20070426_192119_000000402057_00342_26949_3309.N1	26-APR-2007 19:21:19	Dark	39.500	31	Alp Gru	1.7340	15200.	79	26949	No
288	GOM_NL__2PRFIN20070426_192409_000000112057_00342_26949_1618.N1	26-APR-2007 19:24:09	Dark	11.000	148	Alp Tuc	2.8780	4100.0	22	26949	No
289	GOM_NL__2PRFIN20070426_192641_000000402057_00343_26950_3302.N1	26-APR-2007 19:26:41	Dark	39.500	45	Alp Pav	1.9400	26000.	79	26950	No
290	GOM_NL__2PRFIN20070426_193334_000000392057_00343_26950_3303.N1	26-APR-2007 19:33:34	Dark	39.000	43	Alp TrA	1.9100	4250.0	78	26950	No
291	GOM_NL__2PRFIN20070426_193545_000000392057_00343_26950_3304.N1	26-APR-2007 19:35:45	Straylight	38.500	134	Bet TrA	2.8100	6600.0	77	26950	No
292	GOM_NL__2PRFIN20070426_193755_000000492057_00343_26950_3305.N1	26-APR-2007 19:37:55	Straylight	49.000	4	Alp1Cen	-0.010000	5800.0	98	26950	No
293	GOM_NL__2PRFIN20070426_194117_000000392057_00343_26950_3306.N1	26-APR-2007 19:41:17	Straylight	39.000	78	Alp Lup	2.3040	28000.	78	26950	No
294	GOM_NL__2PRFIN20070426_194250_000000442057_00343_26950_3307.N1	26-APR-2007 19:42:50	Straylight	43.500	81	Eta Cen	2.3560	28000.	87	26950	No
295	GOM_NL__2PRFIN20070426_194500_000000432057_00343_26950_3308.N1	26-APR-2007 19:45:00	Straylight	43.000	54	5The Cen	2.0550	4500.0	86	26950	No
296	GOM_NL__2PRFIN20070426_194923_000000392057_00343_26950_3309.N1	26-APR-2007 19:49:23	Bright	39.000	169	46Gam Hya	2.9910	4700.0	78	26950	No
297	GOM_NL__2PRFIN20070426_195246_000000402057_00343_26950_3310.N1	26-APR-2007 19:52:46	Bright	39.500	15	67Alp Vir	0.97600	28000.	79	26950	No
298	GOM_NL__2PRFIN20070426_195549_000000362057_00343_26950_3311.N1	26-APR-2007 19:55:49	Bright	36.000	121	29Gam Vir	2.7400	7200.0	72	26950	No
299	GOM_NL__2PRFIN20070426_195914_000000362057_00343_26950_3312.N1	26-APR-2007 19:59:14	Bright	36.000	138	47Eps Vir	2.8280	4700.0	72	26950	No
300	GOM_NL__2PRFIN20070426_200704_000000362057_00343_26950_3313.N1	26-APR-2007 20:07:04	Bright	35.500	152	12Alp2CVn	2.8900	11000.	71	26950	No
301	GOM_NL__2PRFIN20070426_201126_000000342057_00343_26950_3314.N1	26-APR-2007 20:11:26	Bright	34.000	87	64Gam UMa	2.4330	11000.	68	26950	No
302	GOM_NL__2PRFIN20070426_201241_000000372057_00343_26950_3315.N1	26-APR-2007 20:12:41	Bright	37.000	82	48Bet UMa	2.3650	10600.	74	26950	No
303	GOM_NL__2PRFIN20070426_201403_000000362057_00343_26950_3316.N1	26-APR-2007 20:14:03	Bright	36.000	36	50Alp UMa	1.8000	6300.0	72	26950	No
304	GOM_NL__2PRFIN20070426_201815_000000382057_00343_26950_3317.N1	26-APR-2007 20:18:15	Bright	38.000	60	7Bet UMi	2.0810	3950.0	76	26950	No
305	GOM_NL__2PRFIN20070426_202145_000000362057_00343_26950_3318.N1	26-APR-2007 20:21:45	Bright	35.500	49	1Alp UMi	1.9900	6300.0	71	26950	No
306	GOM_NL__2PRFIN20070426_202928_000000452057_00343_26950_3319.N1	26-APR-2007 20:29:28	Bright	44.500	110	37Del Cas	2.6780	8900.0	89	26950	No
307	GOM_NL__2PRFIN20070426_203054_000000352057_00343_26950_3320.N1	26-APR-2007 20:30:54	Bright	34.500	68	18Alp Cas	2.2250	4500.0	69	26950	No
308	GOM_NL__2PRFIN20070426_203946_000000432057_00343_26950_3321.N1	26-APR-2007 20:39:46	Bright	42.500	93	53Bet Peg	2.5200	3100.0	85	26950	No
309	GOM_NL__2PRFIN20070426_204336_000000432057_00343_26950_3322.N1	26-APR-2007 20:43:36	Tw_i_and_stray	42.500	90	54Alp Peg	2.4870	11000.	85	26950	No
310	GOM_NL__2PRFIN20070426_205614_000000442057_00343_26950_3323.N1	26-APR-2007 20:56:14	Dark	44.000	18	24Alp PsA	1.1660	9700.0	88	26950	No
311	GOM_NL__2PRFIN20070426_210013_000000402057_00343_26950_3324.N1	26-APR-2007 21:00:13	Dark	40.000	172	Gam Gru	3.0030	13100.	80	26950	No
312	GOM_NL__2PRFIN20070426_210155_000000402057_00343_26950_3325.N1	26-APR-2007 21:01:55	Dark	40.000	31	Alp Gru	1.7340	15200.	80	26950	No
313	GOM_NL__2PRFIN20070426_210717_000000412057_00344_26951_3318.N1	26-APR-2007 21:07:17	Dark	41.000	45	Alp Pav	1.9400	26000.	82	26951	No
314	GOM_NL__2PRFIN20070426_211410_000000412057_00344_26951_3319.N1	26-APR-2007 21:14:10	Dark	40.500	43	Alp TrA	1.9100	4250.0	81	26951	No
315	GOM_NL__2PRFIN20070426_211621_000000382057_00344_26951_3320.N1	26-APR-2007 21:16:21	Straylight	37.500	134	Bet TrA	2.8100	6600.0	75	26951	No
316	GOM_NL__2PRFIN20070426_211831_000000492057_00344_26951_3321.N1	26-APR-2007 21:18:31	Straylight	49.000	4	Alp1Cen	-0.010000	5800.0	98	26951	No
317	GOM_NL__2PRFIN20070426_212153_000000392057_00344_26951_3322.N1	26-APR-2007 21:21:53	Straylight	38.500	78	Alp Lup	2.3040	28000.	77	26951	No
318	GOM_NL__2PRFIN20070426_212326_000000422057_00344_26951_3323.N1	26-APR-2007 21:23:26	Straylight	42.000	81	Eta Cen	2.3560	28000.	84	26951	No
319	GOM_NL__2PRFIN20070426_212536_000000442057_00344_26951_3324.N1	26-APR-2007 21:25:36	Straylight	44.000	54	5The Cen	2.0550	4500.0	88	26951	No
320	GOM_NL__2PRFIN20070426_212959_000000412057_00344_26951_3325.N1	26-APR-2007 21:29:59	Bright	40.500	169	46Gam Hya	2.9910	4700.0	81	26951	No
321	GOM_NL__2PRFIN20070426_213322_000000392057_00344_26951_3326.N1	26-APR-2007 21:33:22	Bright	39.000	15	67Alp Vir	0.97600	28000.	78	26951	No
322	GOM_NL__2PRFIN20070426_213625_000000372057_00344_26951_3327.N1	26-APR-2007 21:36:25	Bright	36.500	121	29Gam Vir	2.7400	7200.0	73	26951	No
323	GOM_NL__2PRFIN20070426_213950_000000362057_00344_26951_3328.N1	26-APR-2007 21:39:50	Bright	35.500	138	47Eps Vir	2.8280	4700.0	71	26951	No
324	GOM_NL__2PRFIN20070426_214740_000000362057_00344_26951_3329.N1	26-APR-2007 21:47:40	Bright	35.500	152	12Alp2CVn	2.8900	11000.	71	26951	No
325	GOM_NL__2PRFIN20070426_215202_000000342057_00344_26951_3330.N1	26-APR-2007 21:52:02	Bright	33.500	87	64Gam UMa	2.4330	11000.	67	26951	No
326	GOM_NL__2PRFIN20070426_215317_000000352057_00344_26951_3331.N1	26-APR-2007 21:53:17	Bright	35.000	82	48Bet UMa	2.3650	10600.	70	26951	No
327	GOM_NL__2PRFIN20070426_215439_000000382057_00344_26951_3332.N1	26-APR-2007 21:54:39	Bright	37.500	36	50Alp UMa	1.8000	6300.0	75	26951	No
328	GOM_NL__2PRFIN20070426_215850_000000362057_00344_26951_3333.N1	26-APR-2007 21:58:50	Bright	36.000	60	7Bet UMi	2.0810	3950.0	72	26951	No
329	GOM_NL__2PRFIN20070426_220221_000000332057_00344_26951_3334.N1	26-APR-2007 22:02:21	Bright	32.500	49	1Alp UMi	1.9900	6300.0	65	26951	No
330	GOM_NL__2PRFIN20070426_221004_000000332057_00344_26951_3335.N1	26-APR-2007 22:10:04	Bright	33.000	110	37Del Cas	2.6780	8900.0	66	26951	No
331	GOM_NL__2PRFIN20070426_221130_000000332057_00344_26951_3336.N1	26-APR-2007 22:11:30	Bright	32.500	68	18Alp Cas	2.2250	4500.0	65	26951	No
332	GOM_NL__2PRFIN20070426_222022_000000422057_00344_26951_3337.N1	26-APR-2007 22:20:22	Bright	41.500	93	53Bet Peg	2.5200	3100.0	83	26951	No
333	GOM_NL__2PRFIN20070426_222412_000000432057_00344_26951_3338.N1	26-APR-2007 22:24:12	Tw_i_and_stray	42.500	90	54Alp Peg	2.4870	11000.	85	26951	No
334	GOM_NL__2PRFIN20070426_223650_000000452057_00344_26951_3339.N1	26-APR-2007 22:36:50	Dark	45.000	18	24Alp PsA	1.1660	9700.0	90	26951	No
335	GOM_NL__2PRFIN20070426_224050_000000402057_00344_26951_3340.N1	26-APR-2007 22:40:50	Dark	39.500	172	Gam Gru	3.0030	13100.	79	26951	No
336	GOM_NL__2PRFIN20070426_224232_000000422057_00344_26951_3341.N1	26-APR-2007 22:42:32	Dark	41.500	31	Alp Gru	1.7340	15200.	83	26951	No
337	GOM_NL__2PRFIN20070426_224754_000000422057_00345_26952_3329.N1	26-APR-2007 22:47:54	Dark	41.500	45	Alp Pav	1.9400	26000.	83	26952	No

338	GOM_NL__2PRFIN20070426_225447_000000402057_00345_26952_3330.N1	26-APR-2007 22:54:47	Dark	40.000	43	Alp TrA	1.9100	4250.0	80	26952	No
339	GOM_NL__2PRFIN20070426_225658_000000382057_00345_26952_3331.N1	26-APR-2007 22:56:58	Straylight	37.500	134	Bet TrA	2.8100	6600.0	75	26952	No
340	GOM_NL__2PRFIN20070426_225907_000000482057_00345_26952_3332.N1	26-APR-2007 22:59:07	Straylight	48.000	4	Alp1Cen	-0.010000	5800.0	96	26952	No
341	GOM_NL__2PRFIN20070426_230229_000000422057_00345_26952_3333.N1	26-APR-2007 23:02:29	Straylight	41.500	78	Alp Lup	2.3040	28000.	83	26952	No
342	GOM_NL__2PRFIN20070426_230403_000000412057_00345_26952_3334.N1	26-APR-2007 23:04:03	Straylight	40.500	81	Eta Cen	2.3560	28000.	81	26952	No
343	GOM_NL__2PRFIN20070426_230612_000000462057_00345_26952_3335.N1	26-APR-2007 23:06:12	Straylight	45.500	54	5The Cen	2.0550	4500.0	91	26952	No
344	GOM_NL__2PRFIN20070426_231035_000000412057_00345_26952_3336.N1	26-APR-2007 23:10:35	Bright	40.500	169	46Gam Hya	2.9910	4700.0	81	26952	No
345	GOM_NL__2PRFIN20070426_231358_000000402057_00345_26952_3337.N1	26-APR-2007 23:13:58	Bright	39.500	15	67Alp Vir	0.97600	28000.	79	26952	No
346	GOM_NL__2PRFIN20070426_231700_000000352057_00345_26952_3338.N1	26-APR-2007 23:17:00	Bright	35.000	121	29Gam Vir	2.7400	7200.0	70	26952	No
347	GOM_NL__2PRFIN20070426_232026_000000362057_00345_26952_3339.N1	26-APR-2007 23:20:26	Bright	35.500	138	47Eps Vir	2.8280	4700.0	71	26952	No
348	GOM_NL__2PRFIN20070426_232815_000000532057_00345_26952_3340.N1	26-APR-2007 23:28:15	Bright	53.000	152	12Alp2CVn	2.8900	11000.	106	26952	No
349	GOM_NL__2PRFIN20070426_233238_000000332057_00345_26952_3341.N1	26-APR-2007 23:32:38	Bright	33.000	87	64Gam UMa	2.4330	11000.	66	26952	No
350	GOM_NL__2PRFIN20070426_233353_000000362057_00345_26952_3342.N1	26-APR-2007 23:33:53	Bright	36.000	82	48Bet UMa	2.3650	10600.	72	26952	No
351	GOM_NL__2PRFIN20070426_233515_000000372057_00345_26952_3343.N1	26-APR-2007 23:35:15	Bright	37.000	36	50Alp UMa	1.8000	6300.0	74	26952	No
352	GOM_NL__2PRFIN20070426_233926_000000392057_00345_26952_3344.N1	26-APR-2007 23:39:26	Bright	38.500	60	7Bet UMi	2.0810	3950.0	77	26952	No
353	GOM_NL__2PRFIN20070426_234257_000000342057_00345_26952_3345.N1	26-APR-2007 23:42:57	Bright	33.500	49	1Alp UMi	1.9900	6300.0	67	26952	No
354	GOM_NL__2PRFIN20070426_235040_000000332057_00345_26952_3346.N1	26-APR-2007 23:50:40	Bright	32.500	110	37Del Cas	2.6780	8900.0	65	26952	No
355	GOM_NL__2PRFIN20070426_235206_000000522057_00345_26952_3347.N1	26-APR-2007 23:52:06	Bright	52.000	68	18Alp Cas	2.2250	4500.0	104	26952	No

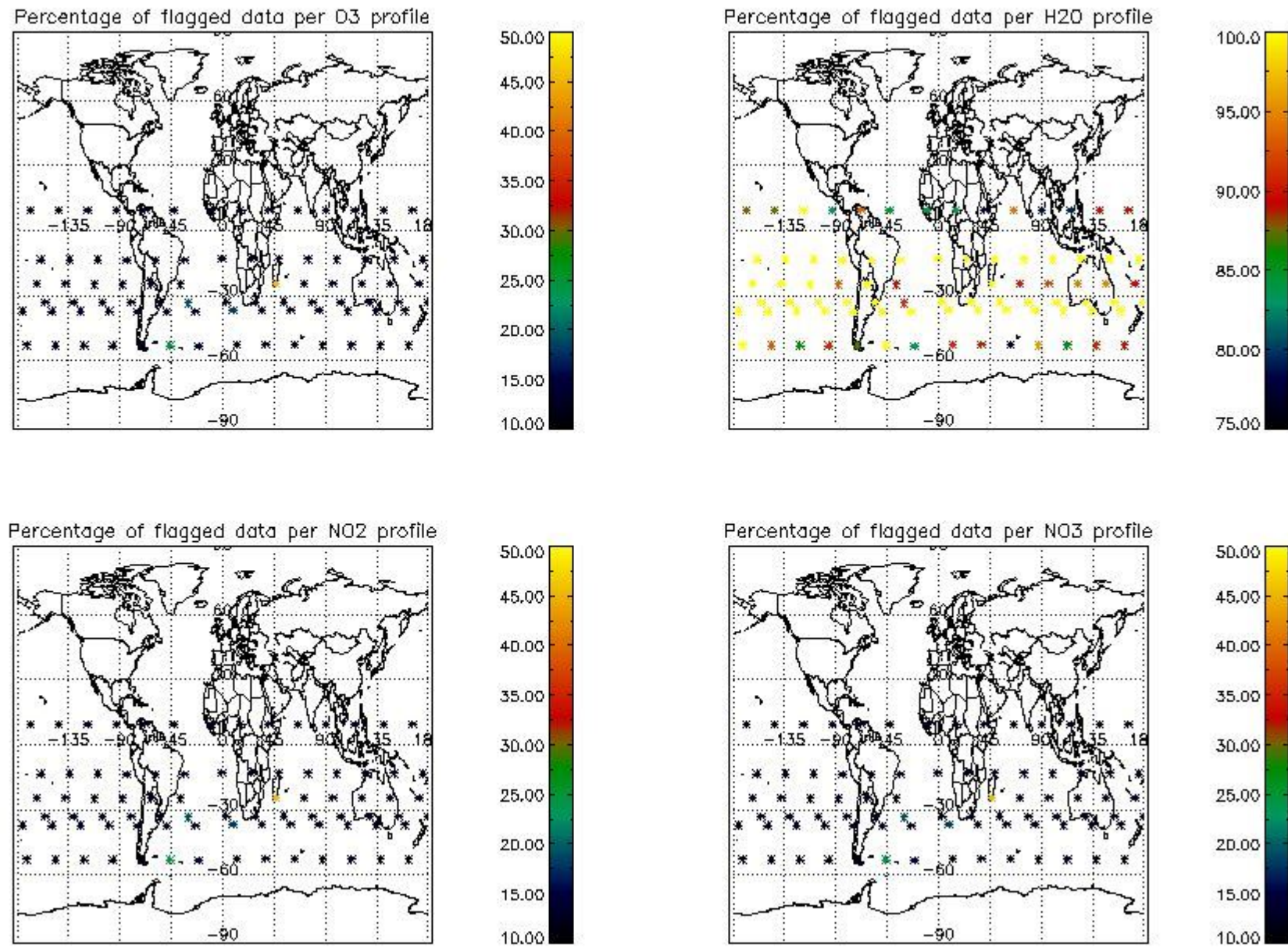
3. Quality information per product

In this section it is plotted some information contained in the Quality Summary data set of the level 2 products. Only products in dark limb conditions and without errors (error flag in the MPH set to "0") are used.

3.1 Plot quality information per product (time dependant)



3.2 Plot quality information per product (world map)

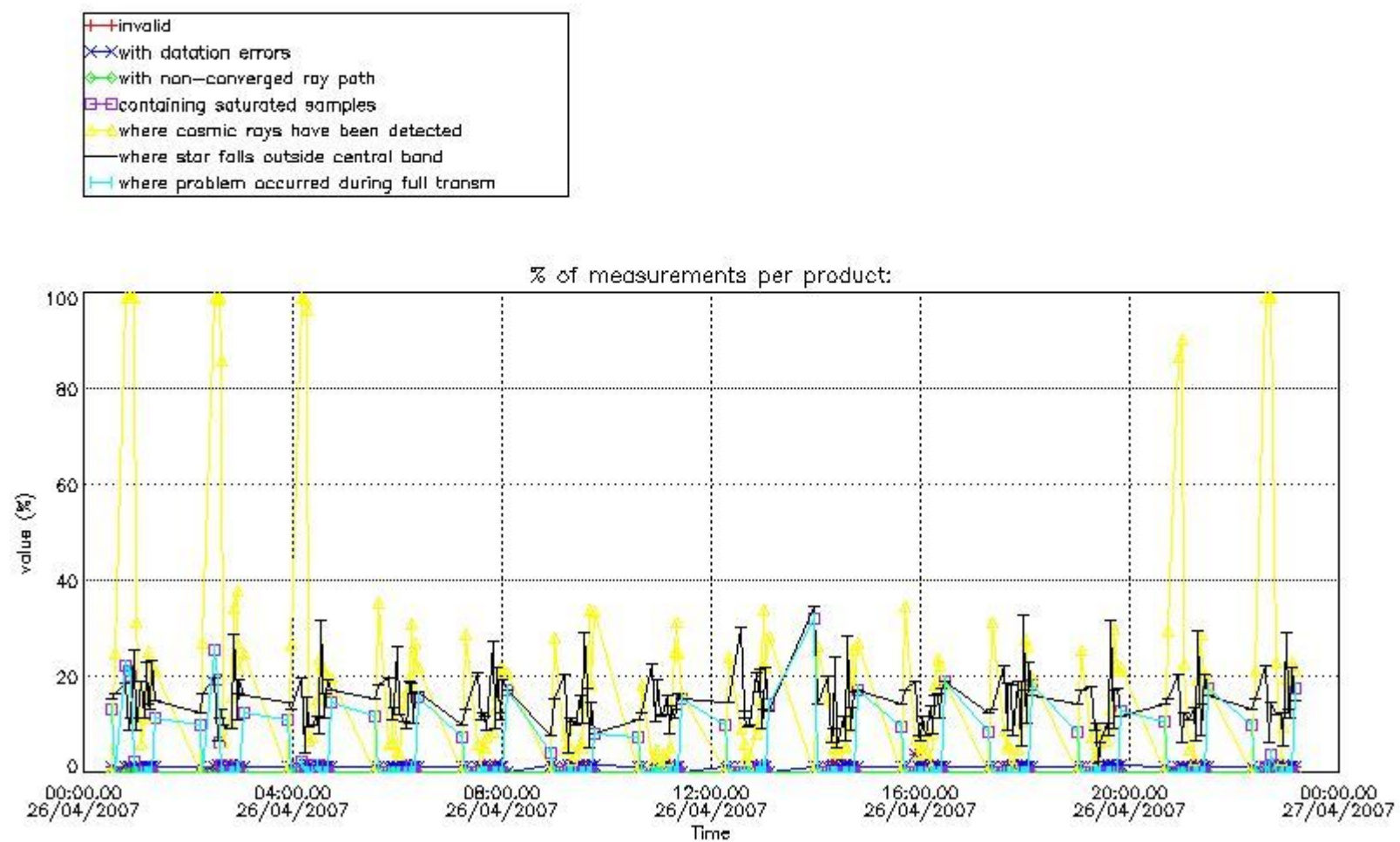


4. Level 1 quality information per product

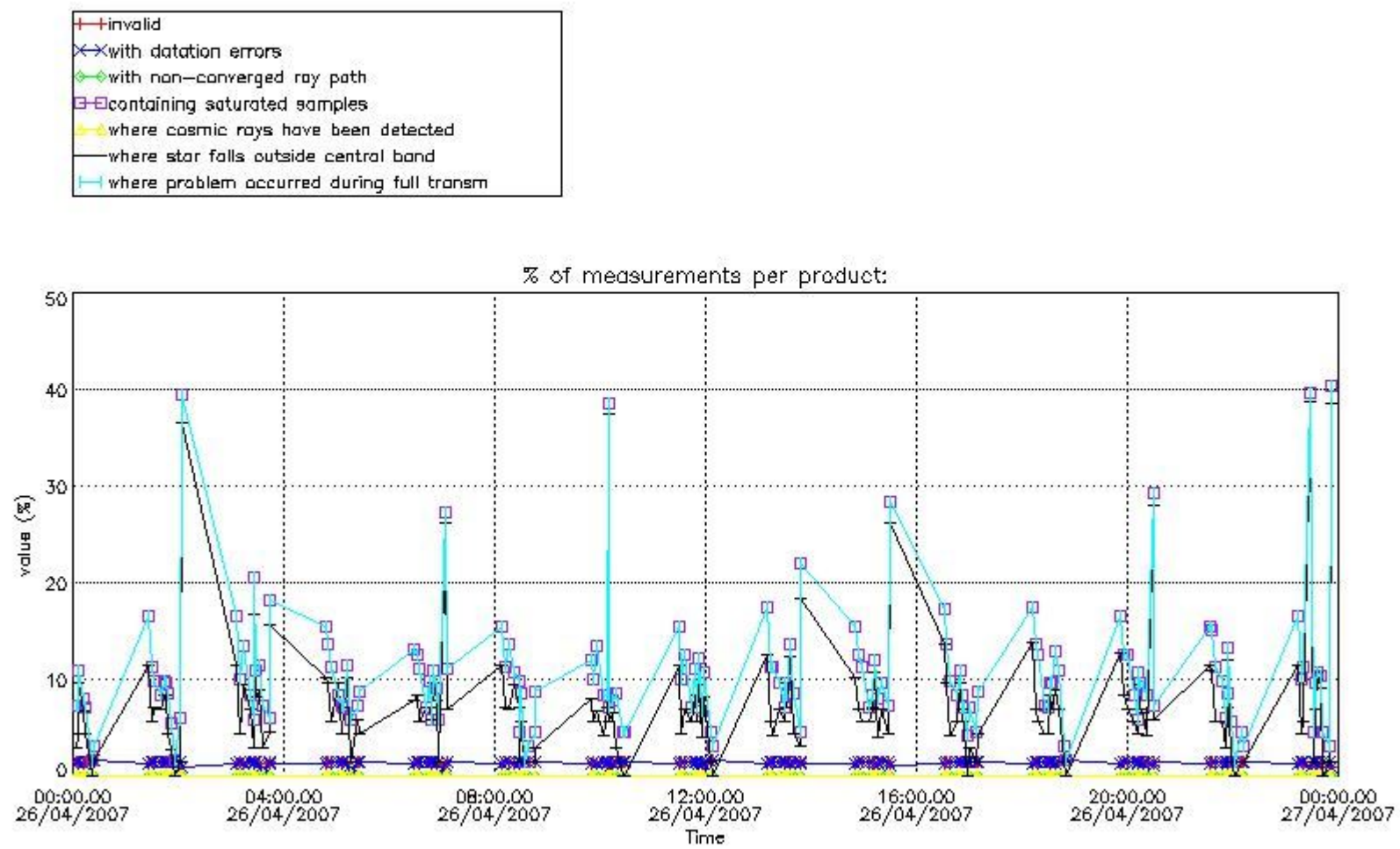
In this section it is plotted some information contained in the Quality Summary data set of the level 2 products that comes from the level 1b processing. Products without errors (error flag in the MPH set to "0") are used.

4.1 Plot quality information per product (time dependant) coming from level 1b processing

4.1.1 Plot level 1 quality information per product (time dependant): ENVISAT ASCENDING passes



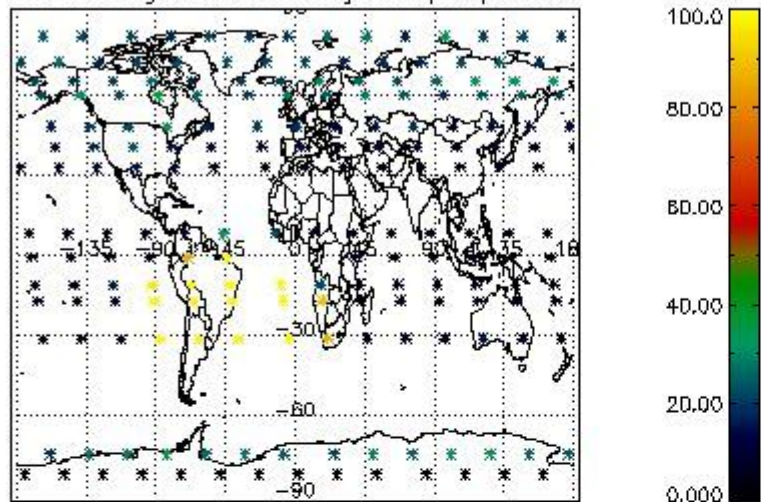
4.1.2 Plot level 1 quality information per product (time dependant): ENVISAT DESCENDING passes



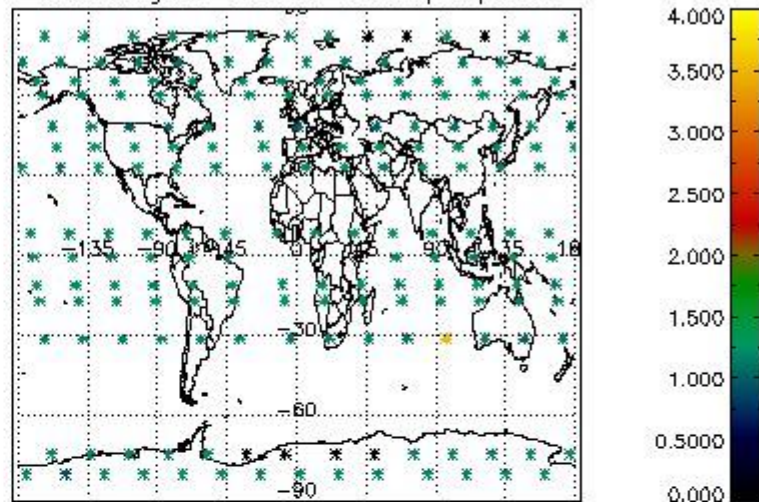
4.2 Plot quality information per product coming from level 1b processing (world map)

4.2.1 Plot level 1 quality information per product (world map): ENVISAT ASCENDING passes

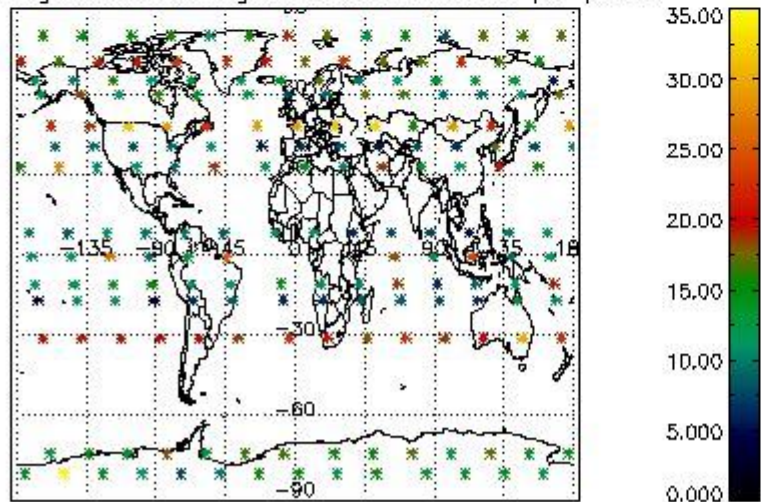
Percentage of cosmic ray hits per profile



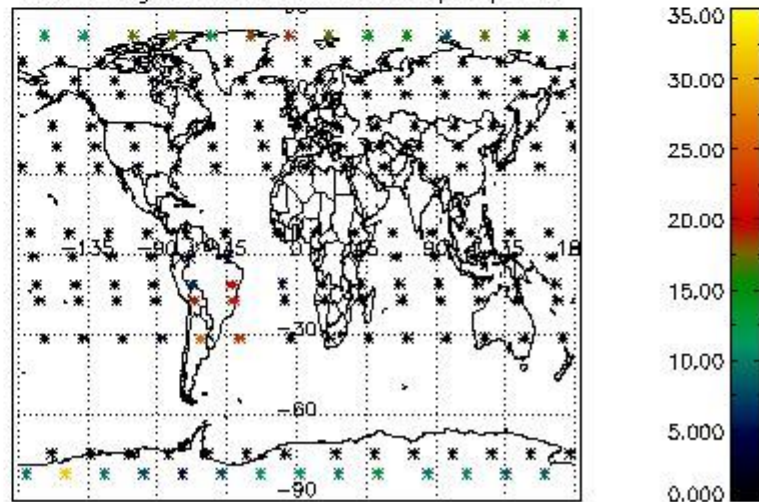
Percentage of datation errors per profile



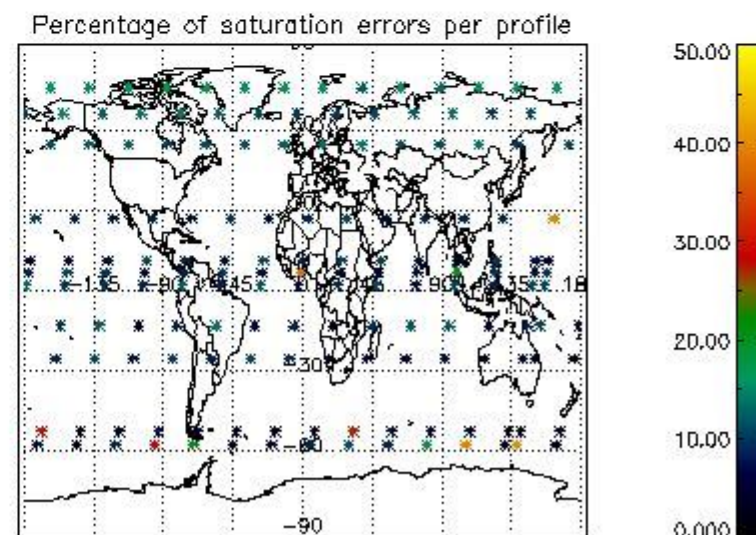
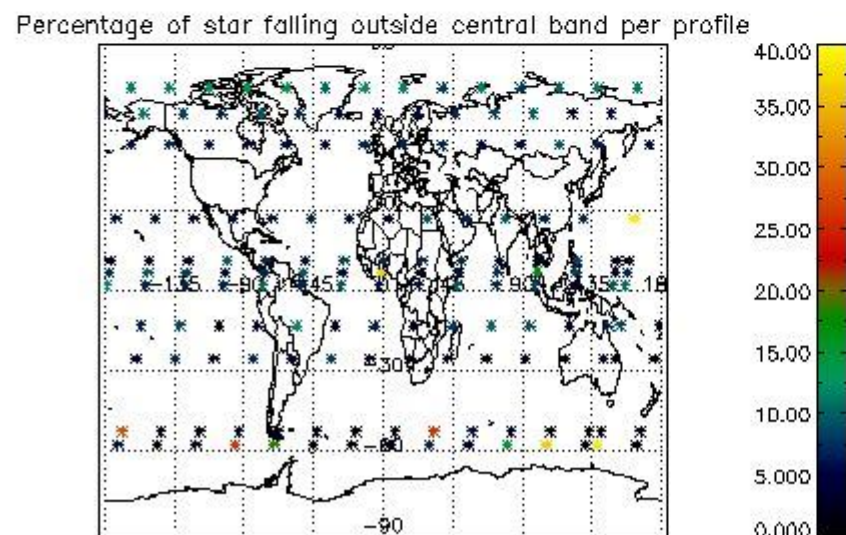
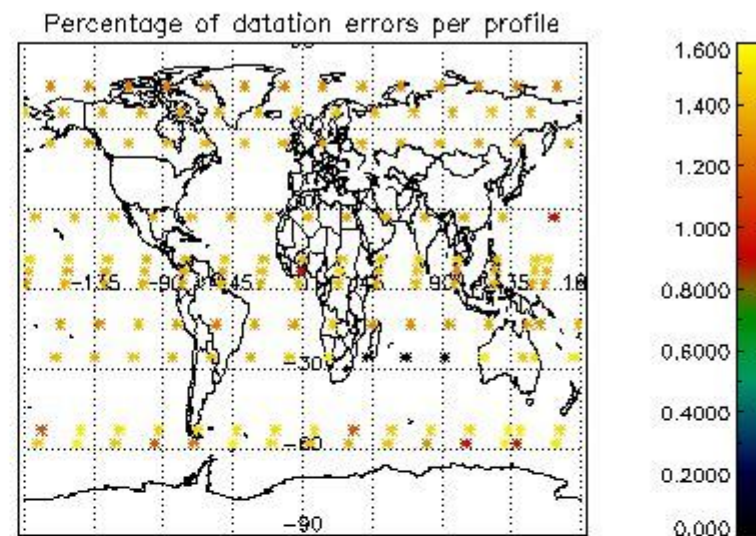
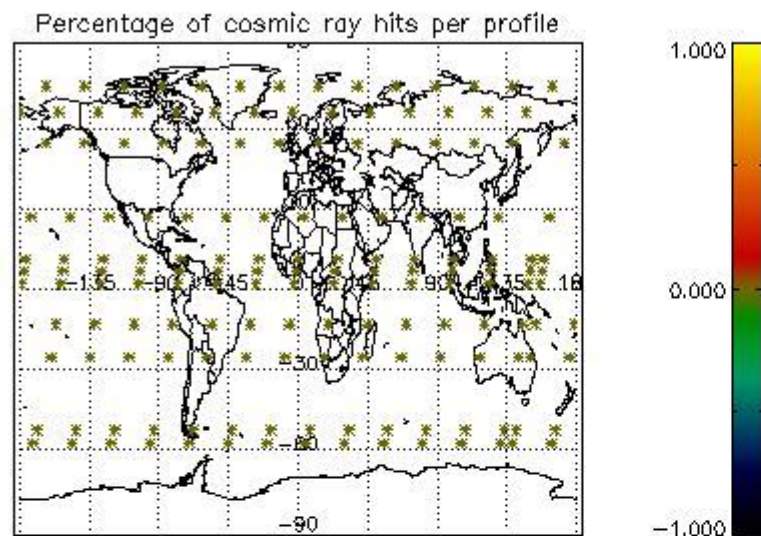
Percentage of star falling outside central band per profile



Percentage of saturation errors per profile



4.2.2 Plot level 1 quality information per product (world map): ENVISAT DESCENDING passes



5. Trace gas profiles

5.1 Ozone statistics based on quality of products

The final quality of the products can be "measured" using the STD (Standard Deviation) attached to every point profile. This information is written to the parameter GOM_NL__2P/NL_LOCAL_SPECIES_DENSITY/o3_std of the level 2 products. The table below shows the statistics for given STD ranges.

The statistics are given with respect to the overall valid production:

- Products without fatal errors: GOM_NL__2P/MPH/PRODUCT_ERR=0
- Valid point profile: GOM_NL__2P/NL_LOCAL_SPECIES_DENSITY/pcd(0)=0

The 'Criteria' is applied to valid points of dark limb products:

- Products in dark limb illumination condition: GOM_NL__2P/NL_SUMMARY_QUALITY/obs_ill_cond=0
- Products without fatal errors: GOM_NL__2P/MPH/PRODUCT_ERR=0
- Valid point profile: GOM_NL__2P/NL_LOCAL_SPECIES_DENSITY/pcd(0)=0

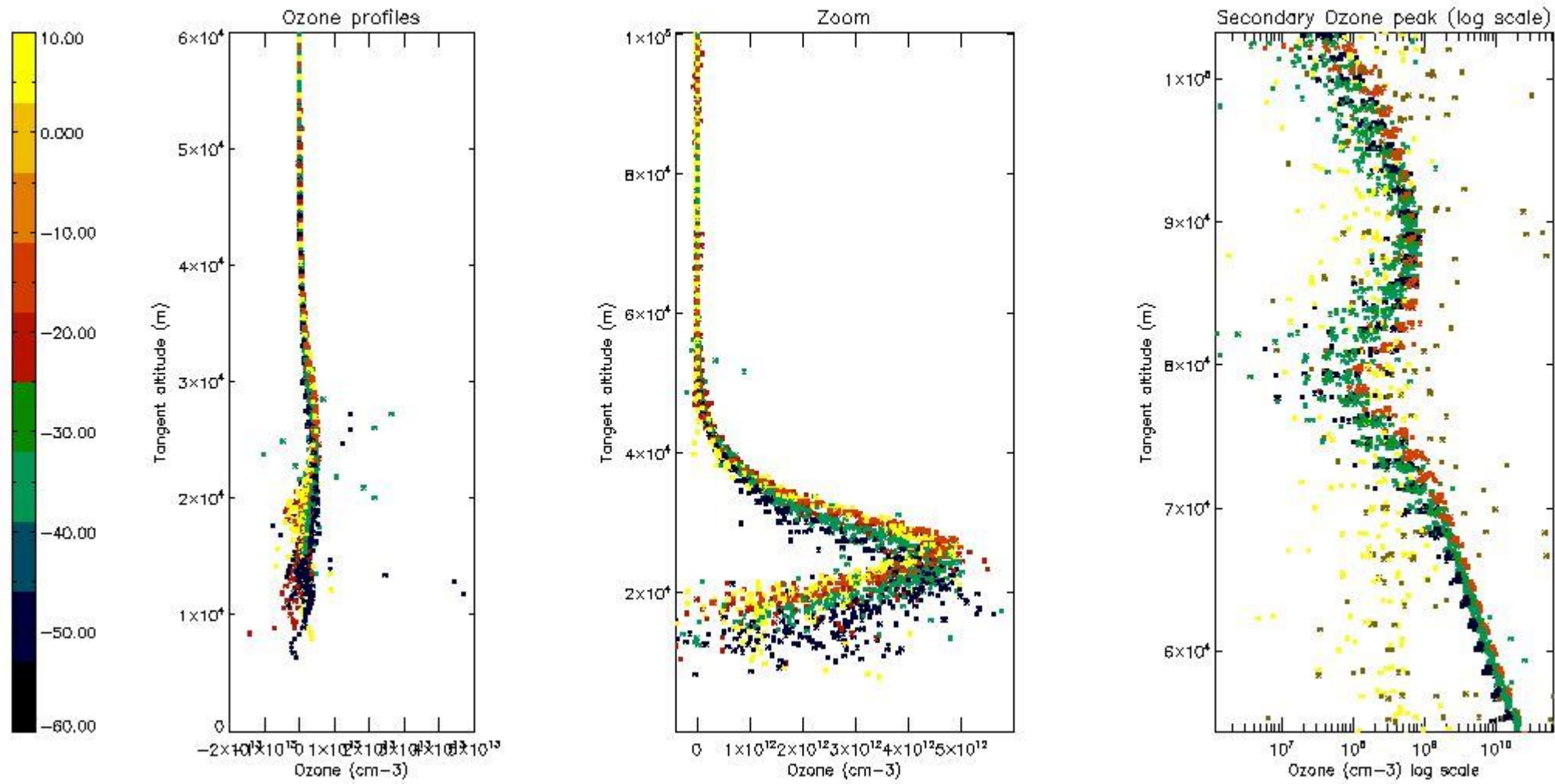
So, the table below shows the percentage of dark limb and valid observations for each criteria with respect to the overall valid daily observations.

Criteria	% of total production
All STD	25
STD < 20	13

STD < 10	10
STD < 5	6

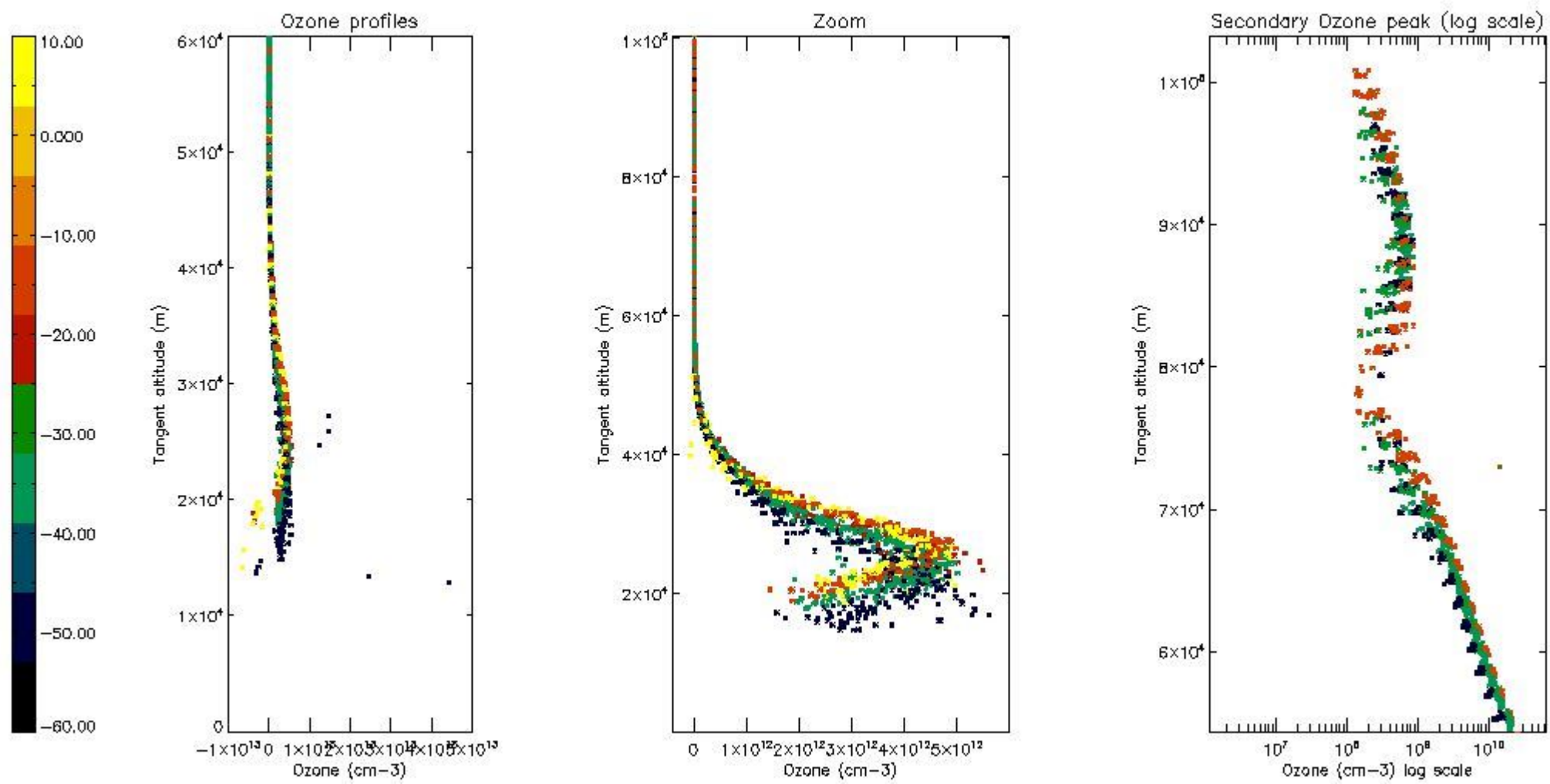
5.2 Plot ozone profiles for all STD (dark without errors)

The colorbar represents the latitude.



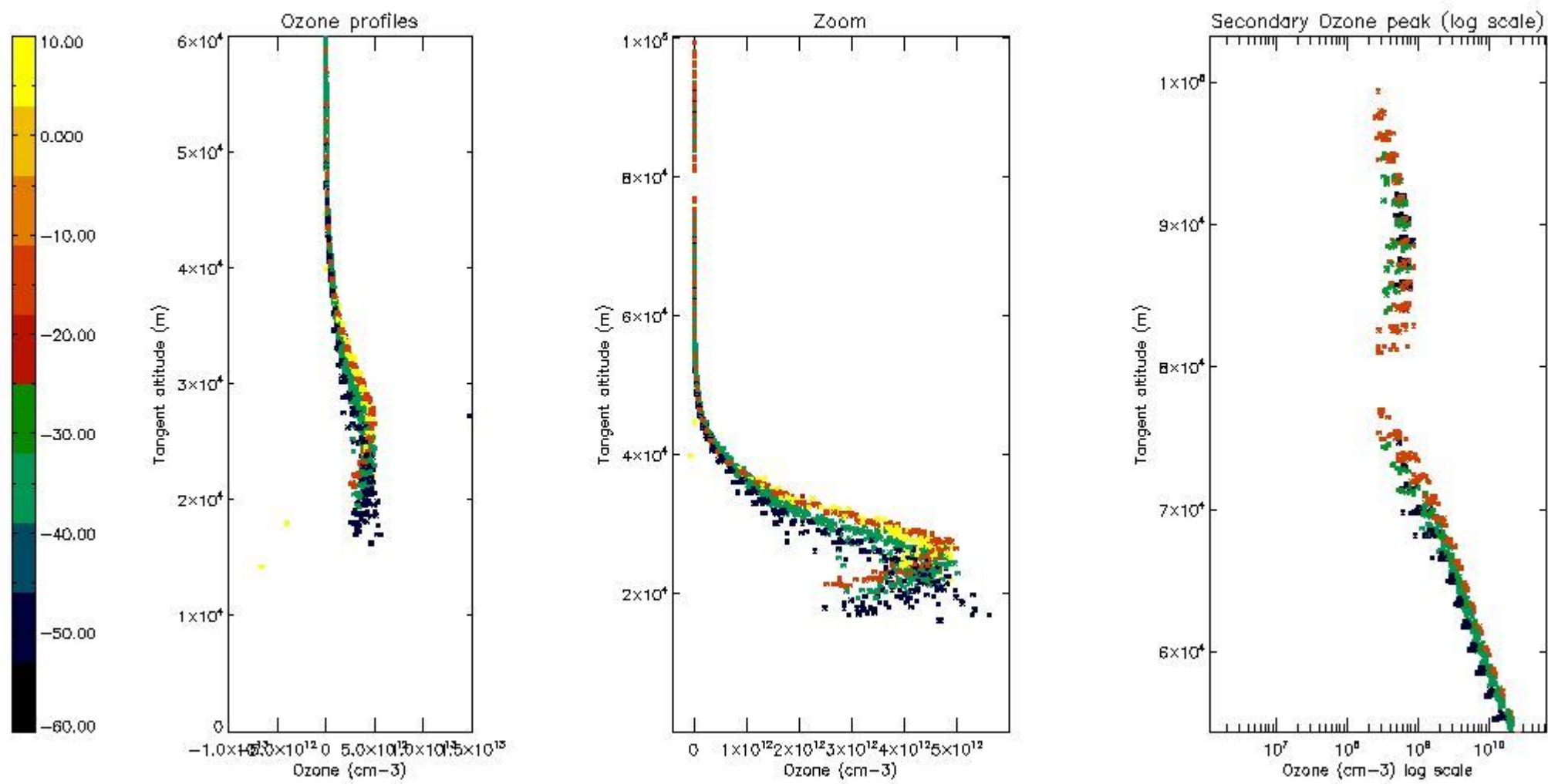
5.3 Plot ozone profiles where STD < 20% (dark without errors)

The colorbar represents the latitude.



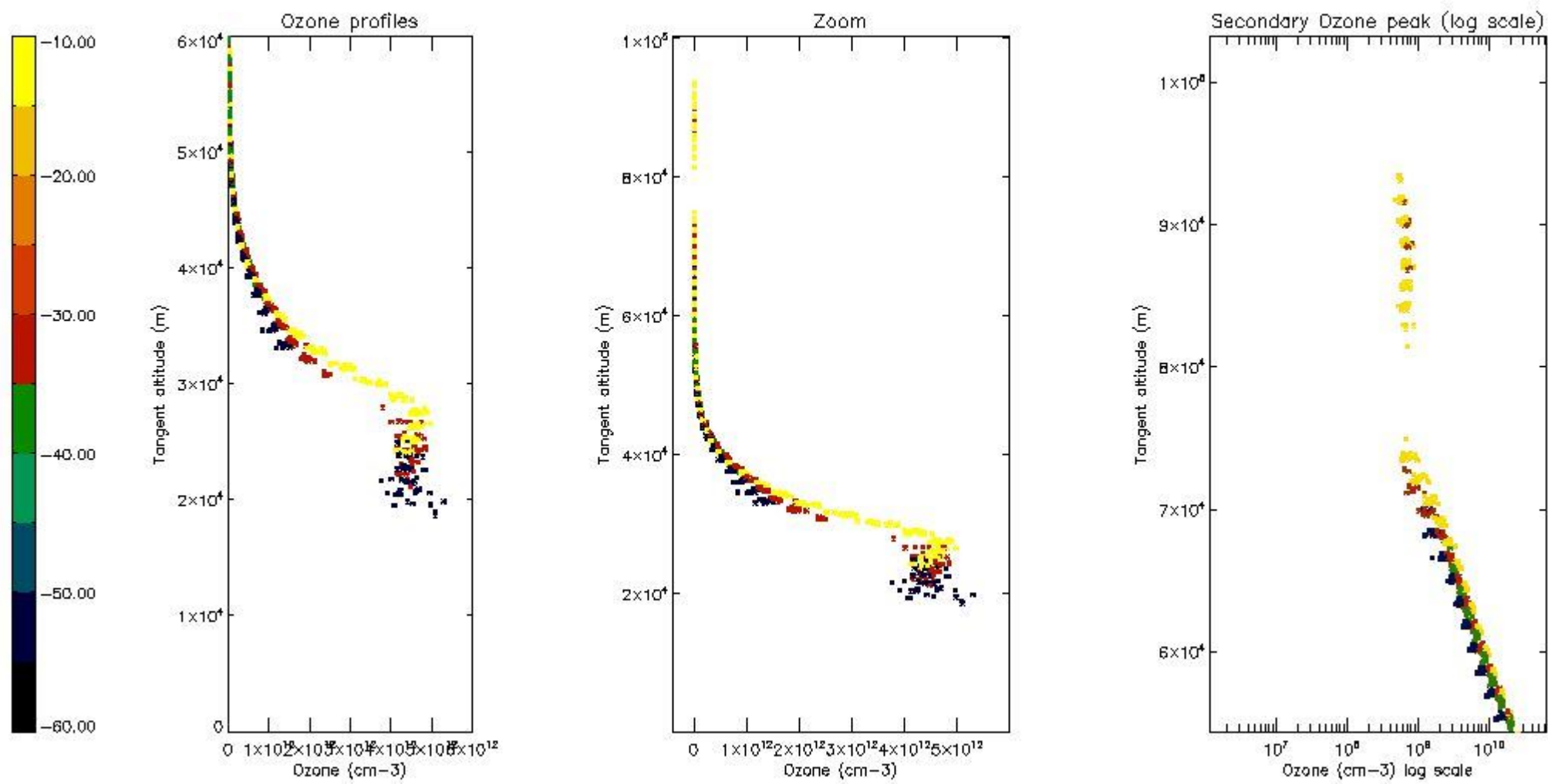
5.4 Plot ozone profiles where STD < 10% (dark without errors)

The colorbar represents the latitude.



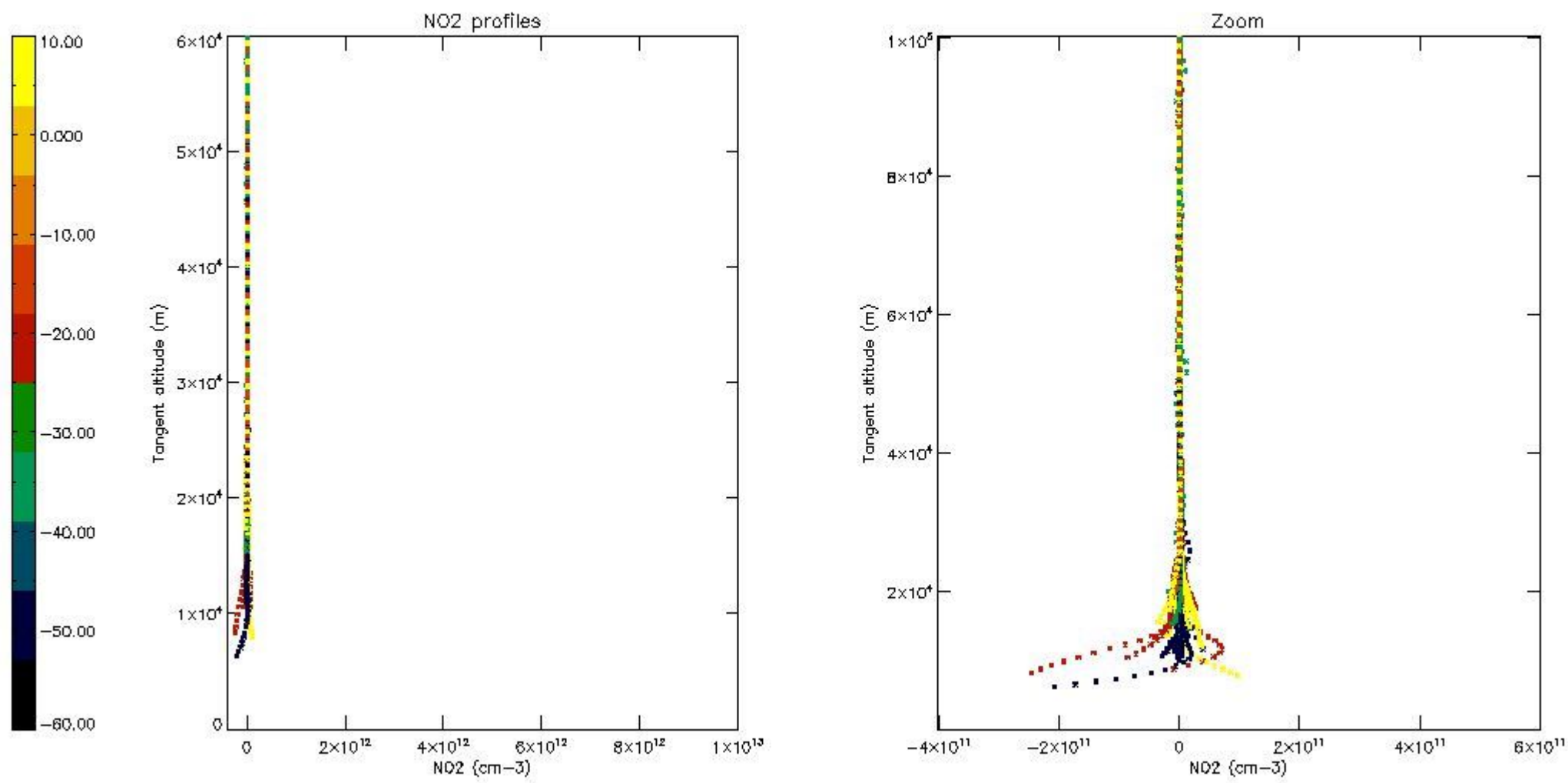
5.5 Plot ozone profiles where STD < 5% (dark without errors)

The colorbar represents the latitude.



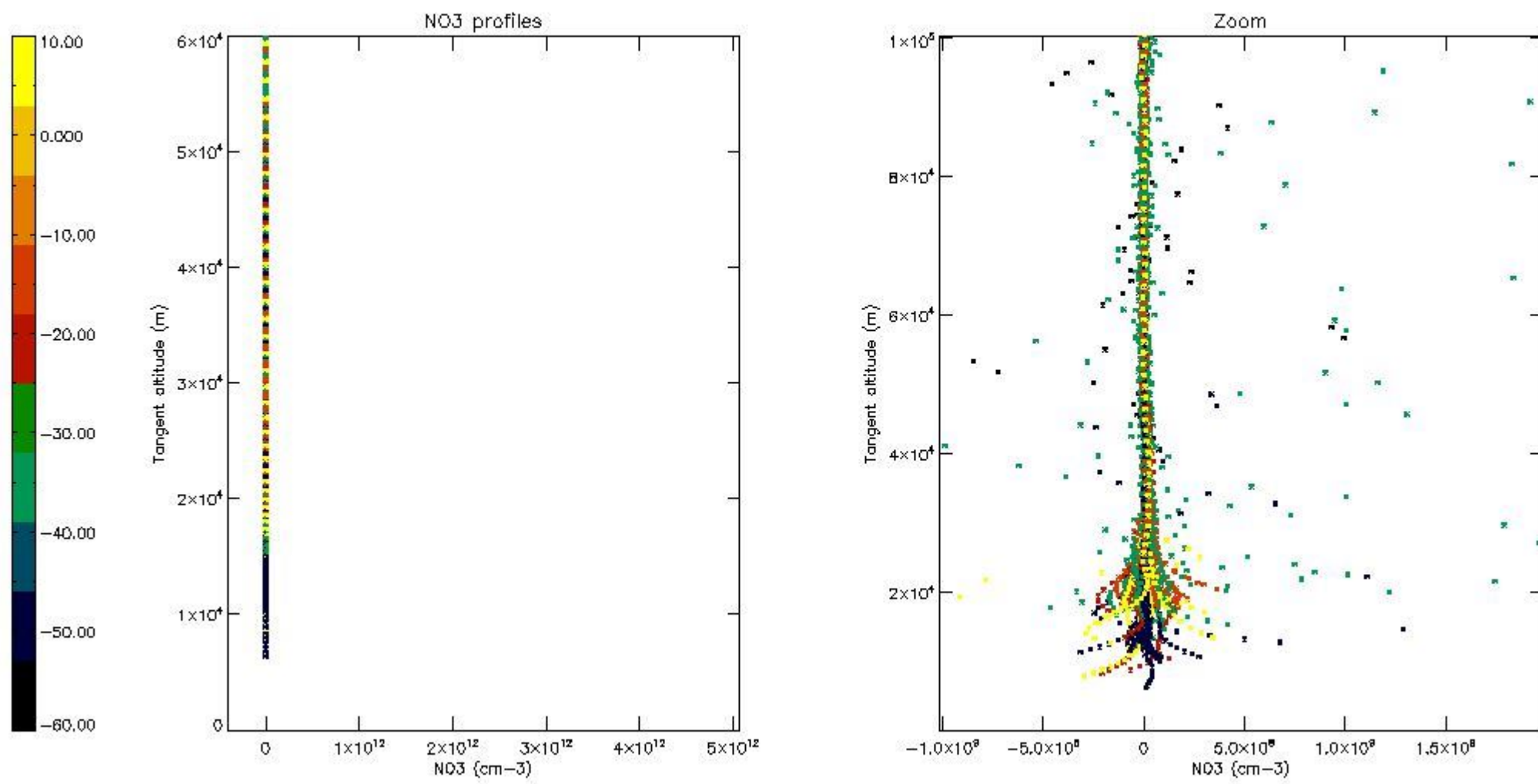
5.6 Plot NO₂ profiles for all STD (dark without errors)

The colorbar represents the latitude.



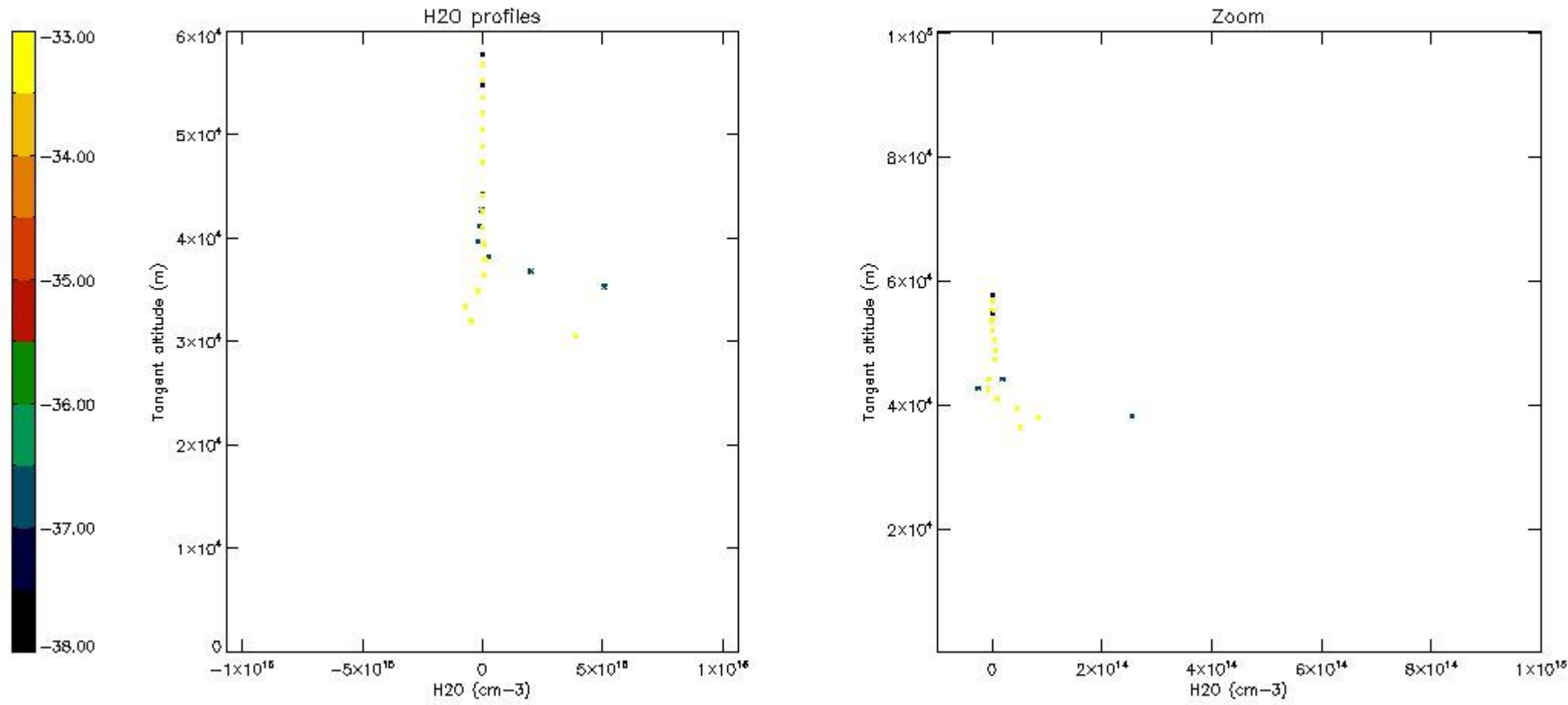
5.7 Plot NO3 profiles for all STD (dark without errors)

The colorbar represents the latitude.



5.8 Plot H₂O profiles for all STD (only for occultations of stars 1,2,3,4,13,14,16,26,63 dark without errors)

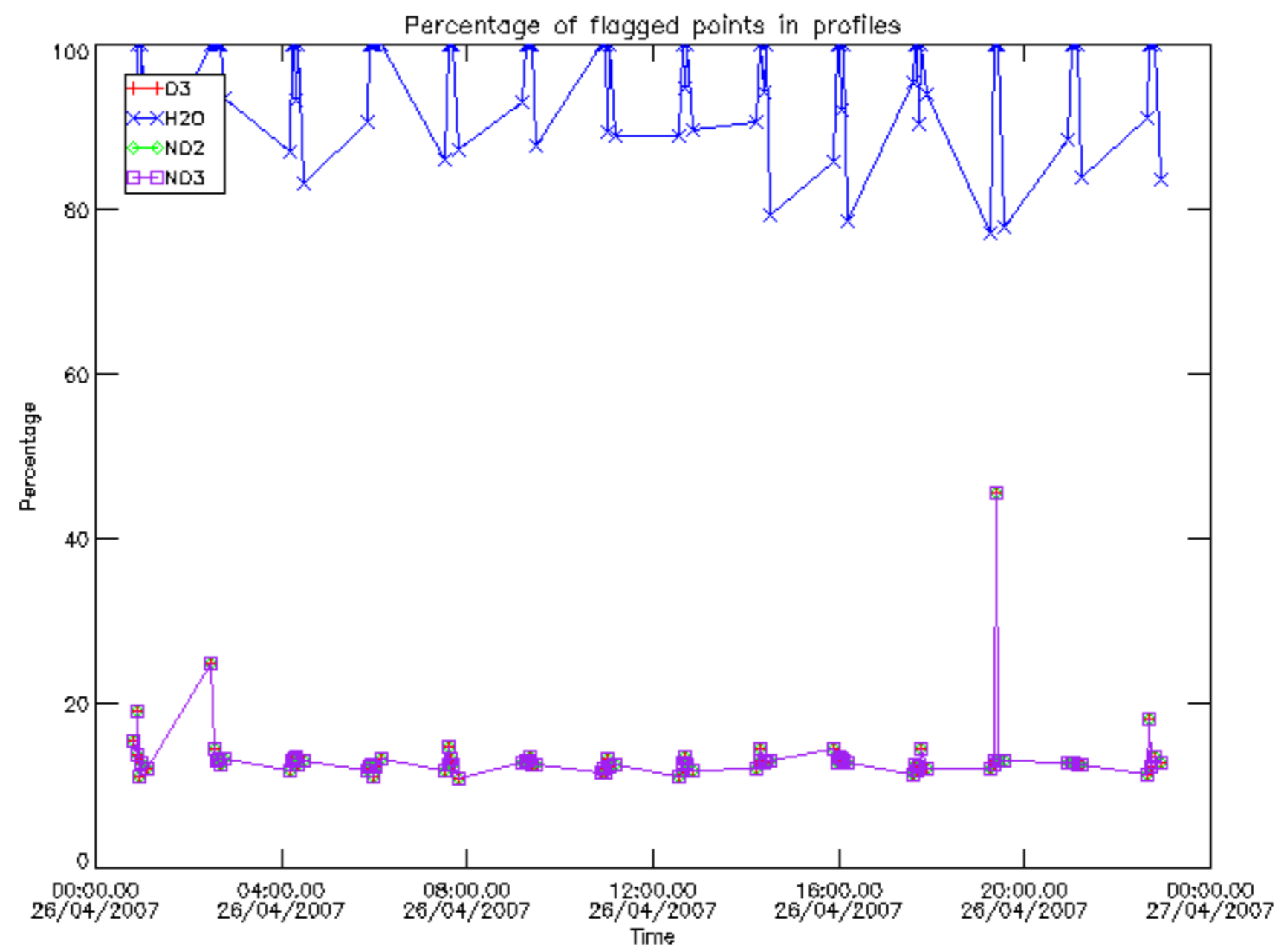
The colorbar represents the latitude.



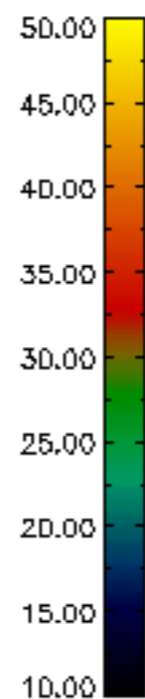
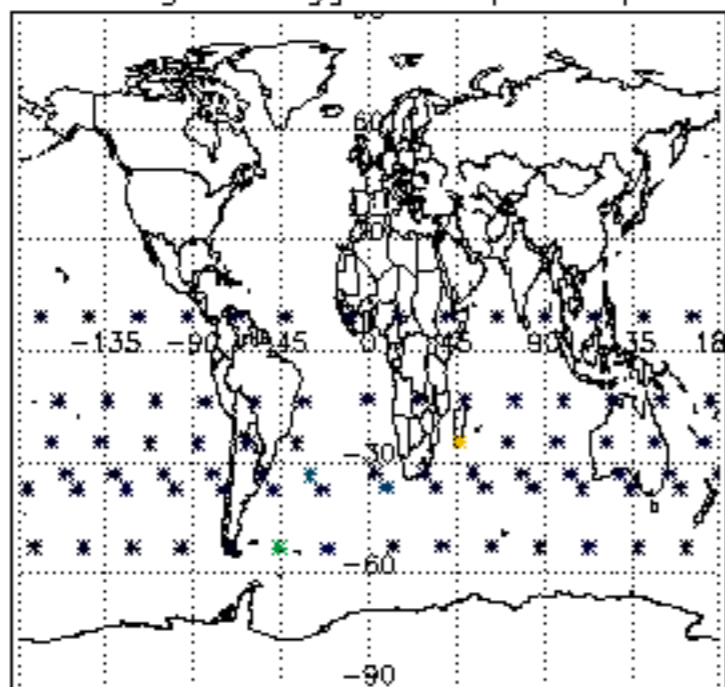
6. Auxiliary Data Files used for the production reported in section 2

The number reported in the third column indicates since which file (see list in section 2) the corresponding auxiliary file has been used. The fourth column is the date of those product files.

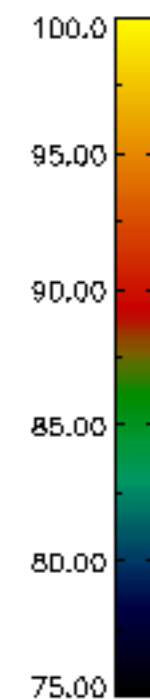
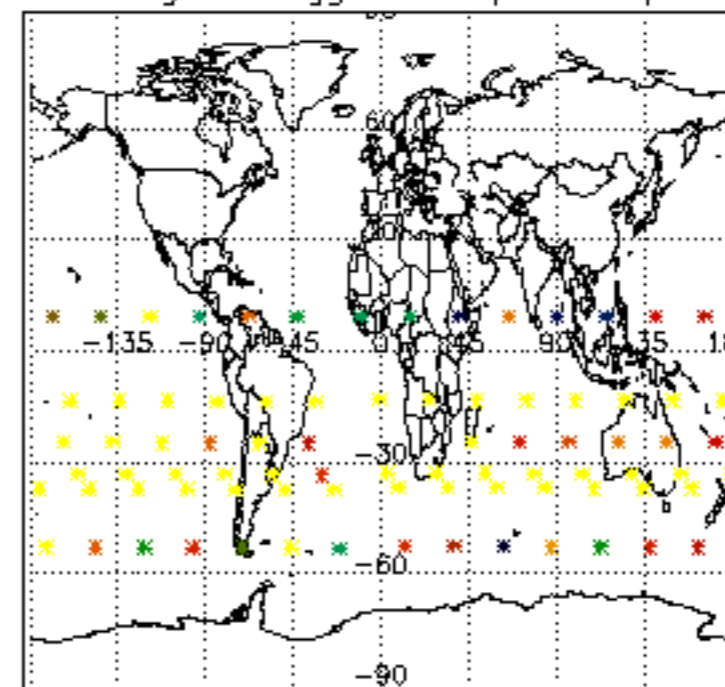
Type	Auxiliary Filename	Used since product	Used since product date
INST_PHYS_CHARACTERISTICS	GOM_INS_AXVIEC20091111_143220_20030716_120000_20500101_000000	1	26-APR-2007 00:04:14
LEVEL-2_PROC_CONFIG	GOM_PR2_AXVIEC20091111_152718_20020301_000000_20500101_000000	1	26-APR-2007 00:04:14
CROSS_SECTIONS_FILE	GOM_CRS_AXVIEC20091111_154832_20020301_000000_20500101_000000	1	26-APR-2007 00:04:14



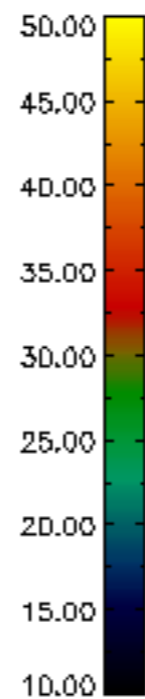
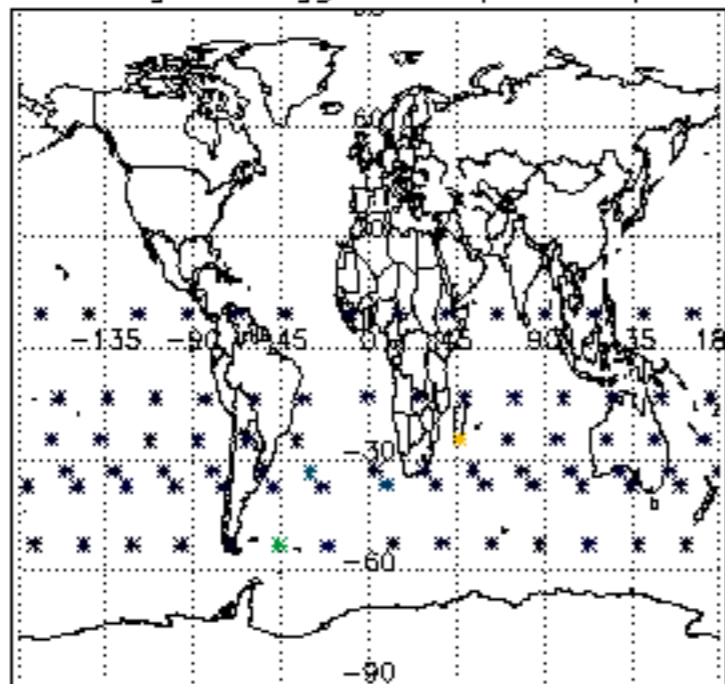
Percentage of flagged data per D3 profile



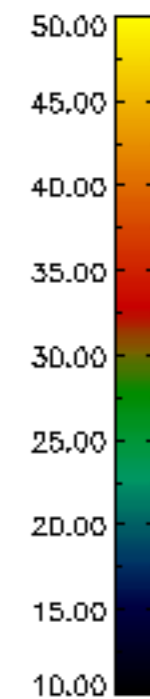
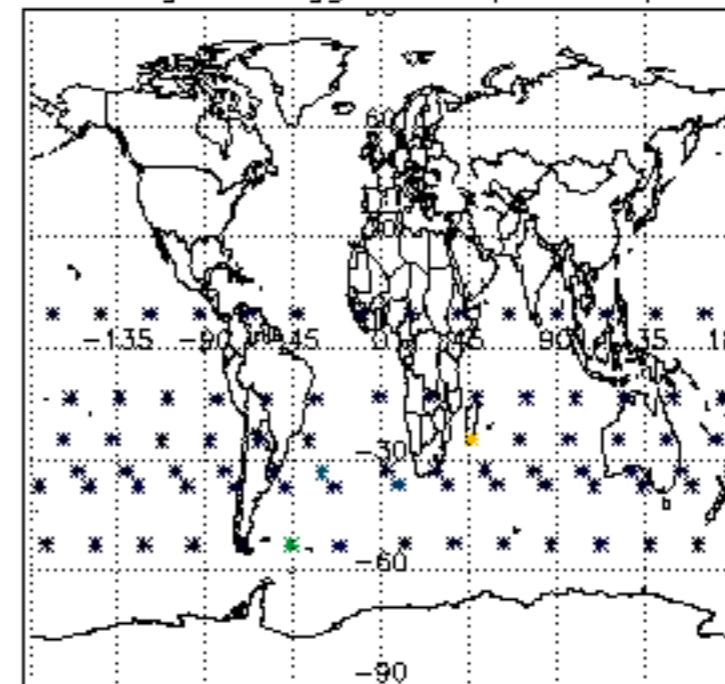
Percentage of flagged data per H2O profile

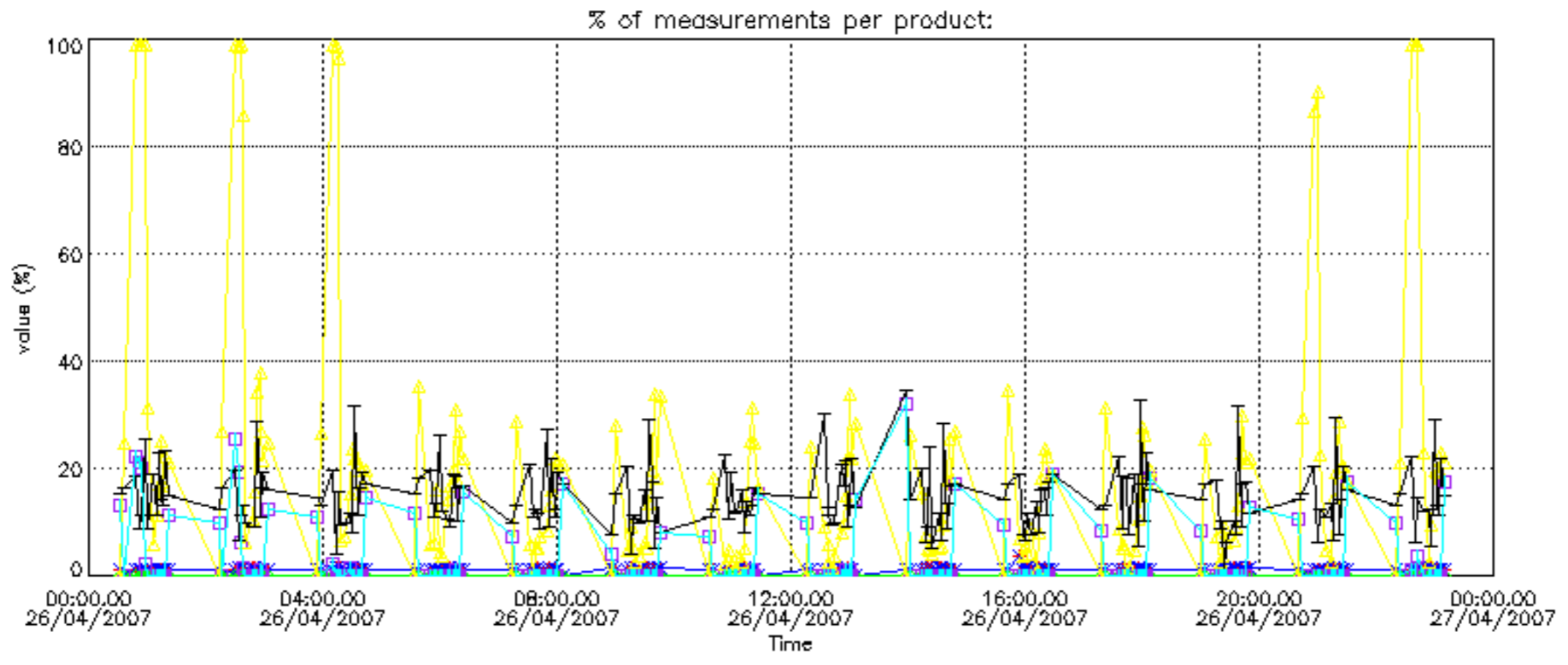


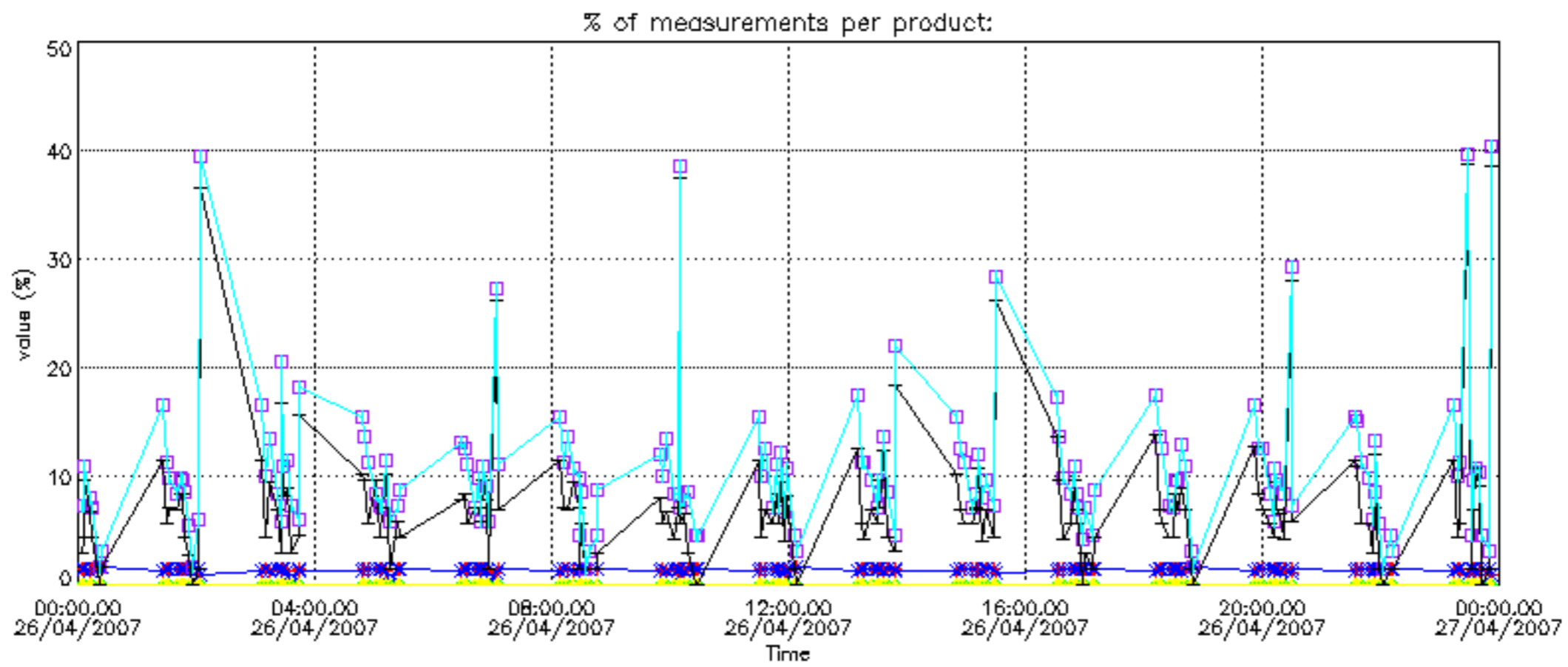
Percentage of flagged data per NO2 profile



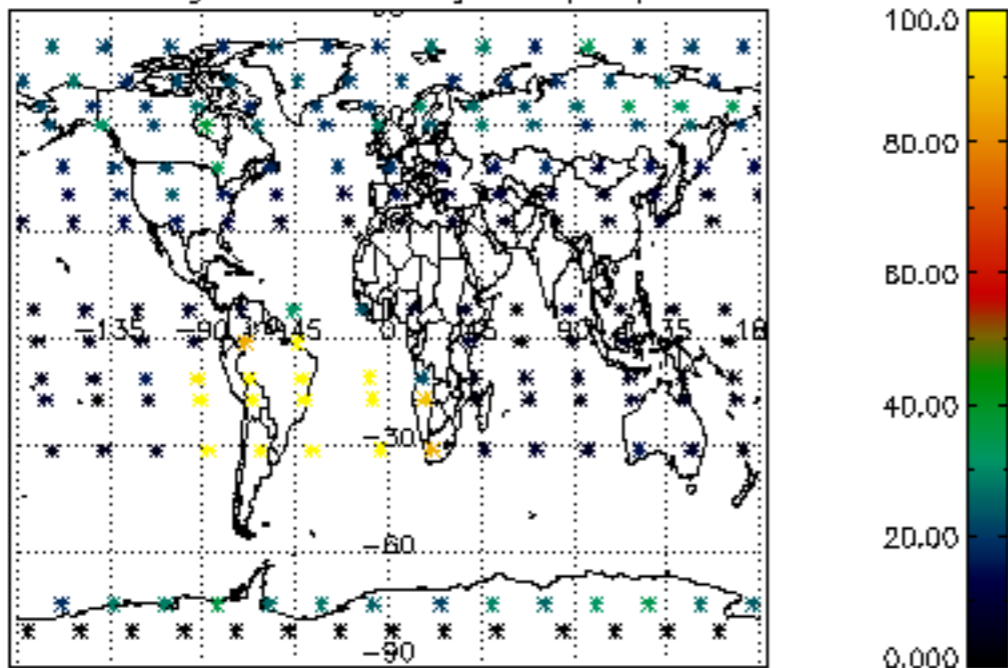
Percentage of flagged data per NO3 profile



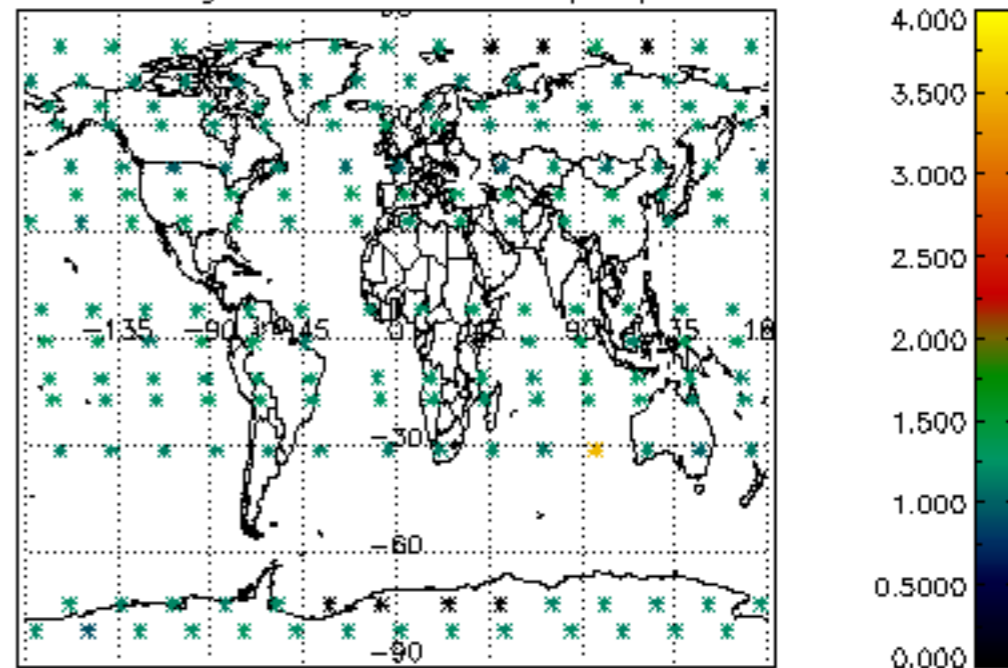




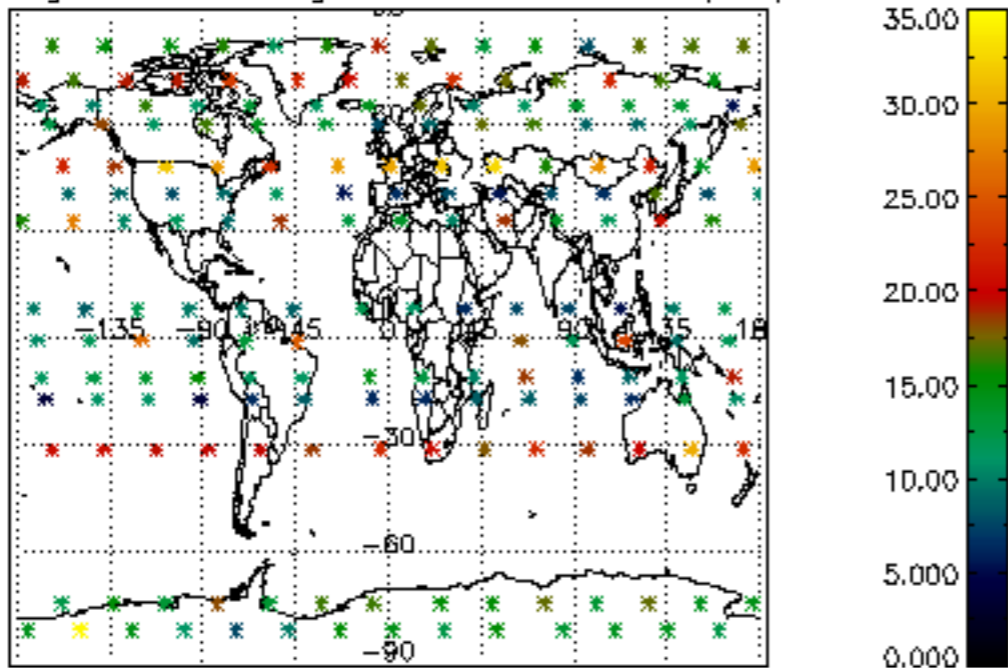
Percentage of cosmic ray hits per profile



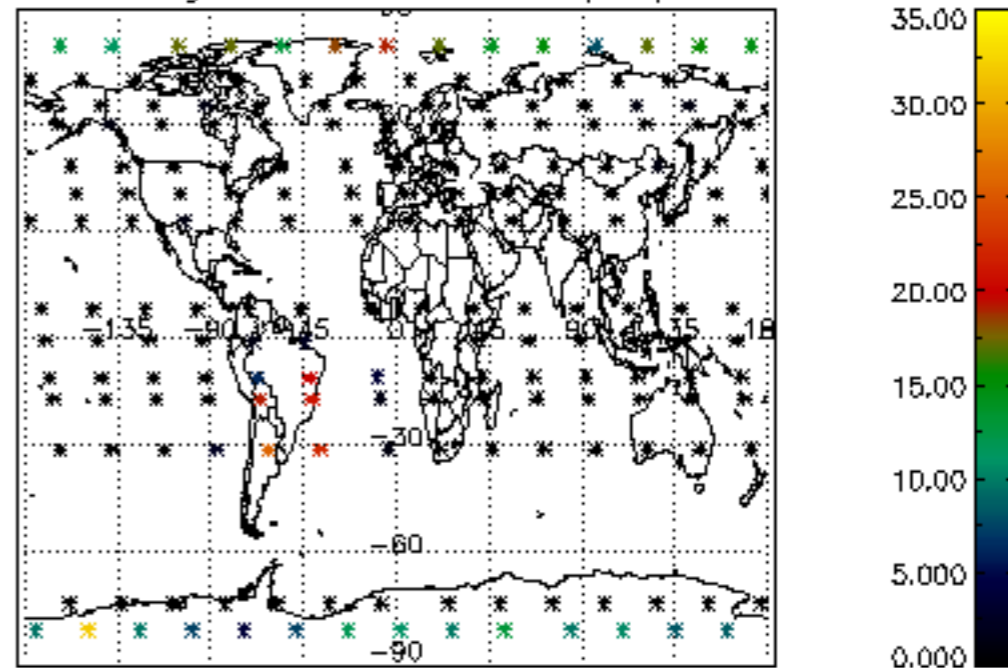
Percentage of datation errors per profile



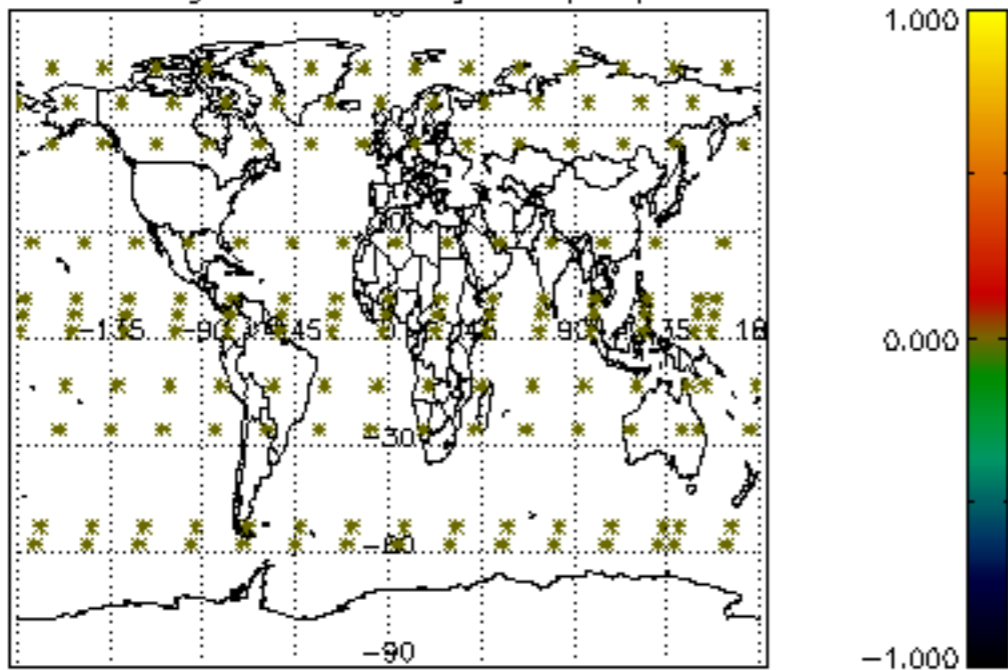
Percentage of star falling outside central band per profile



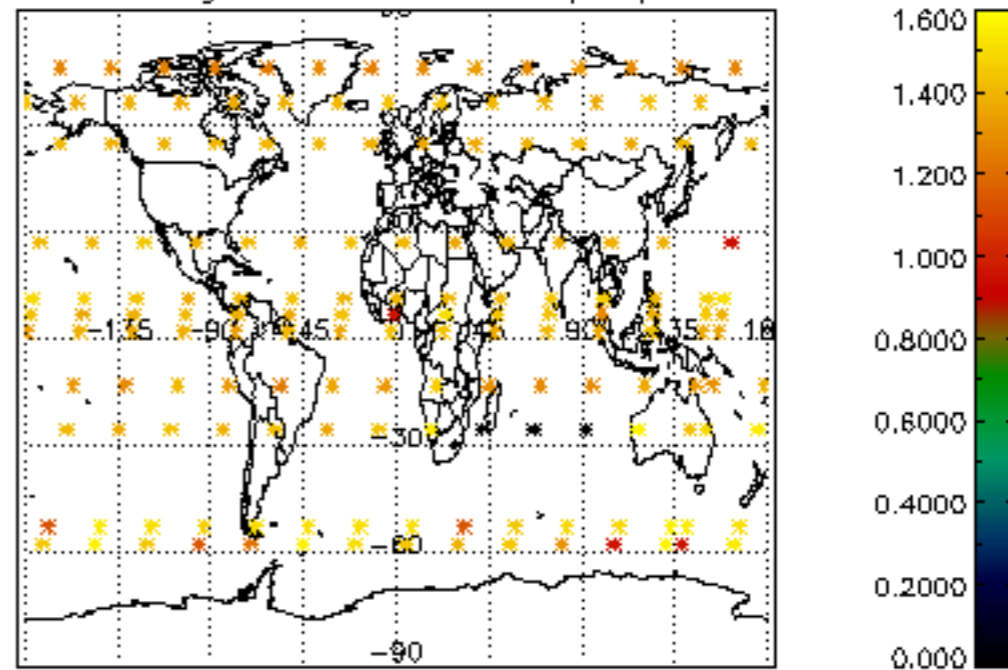
Percentage of saturation errors per profile



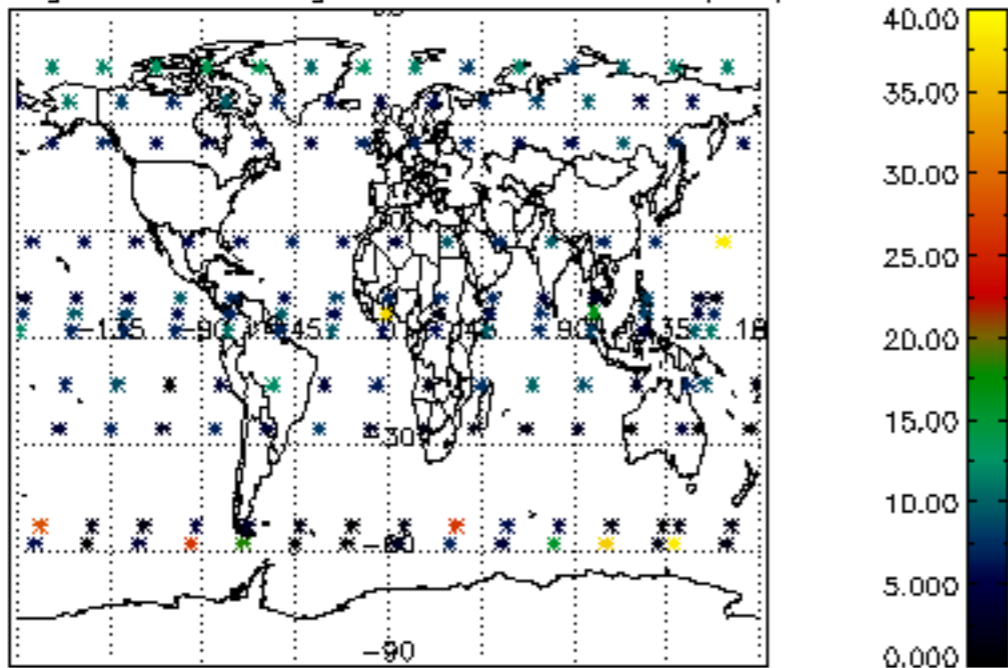
Percentage of cosmic ray hits per profile



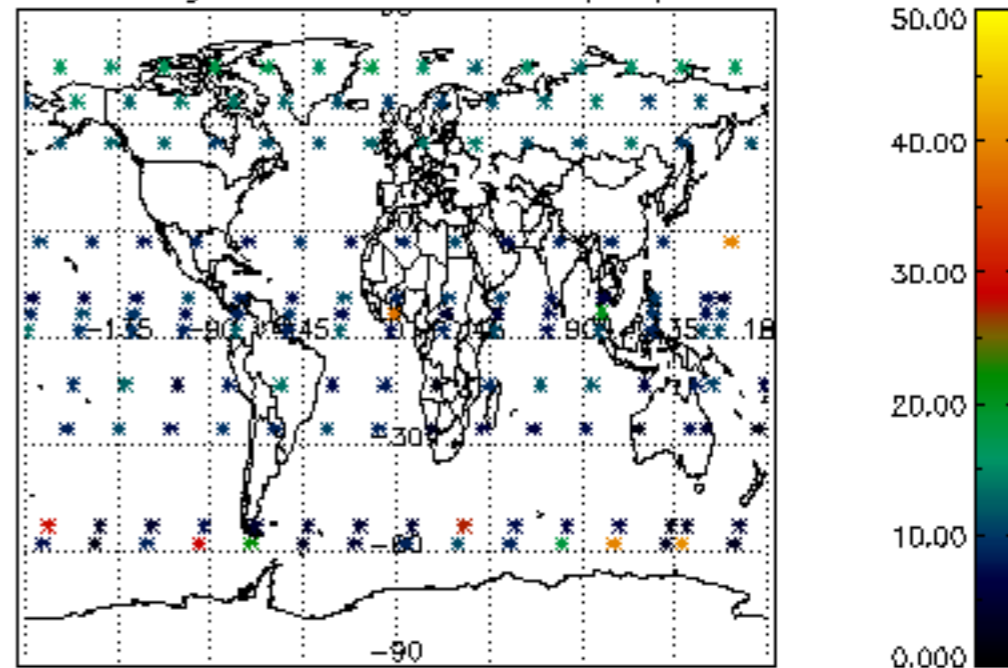
Percentage of datation errors per profile

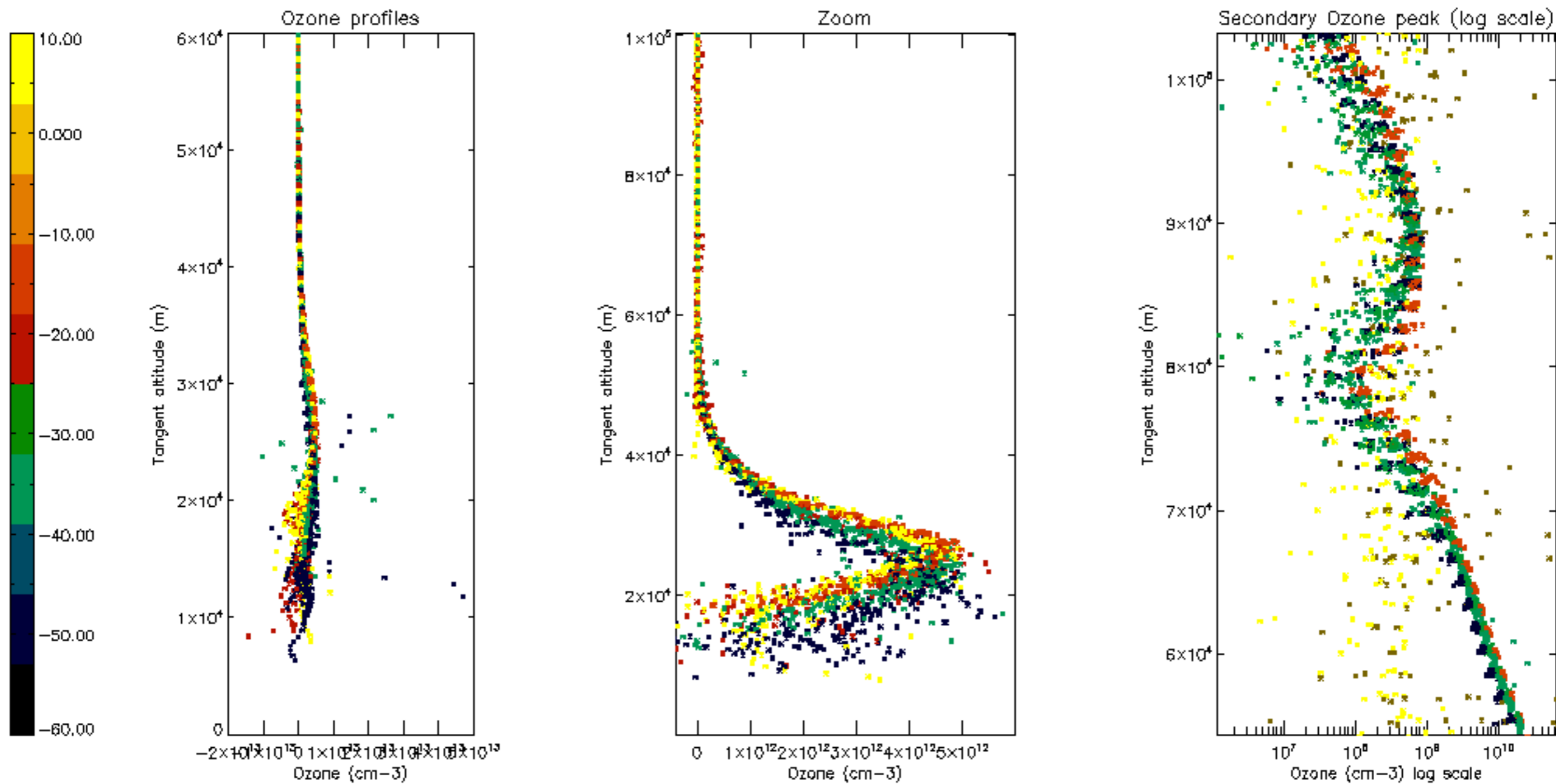


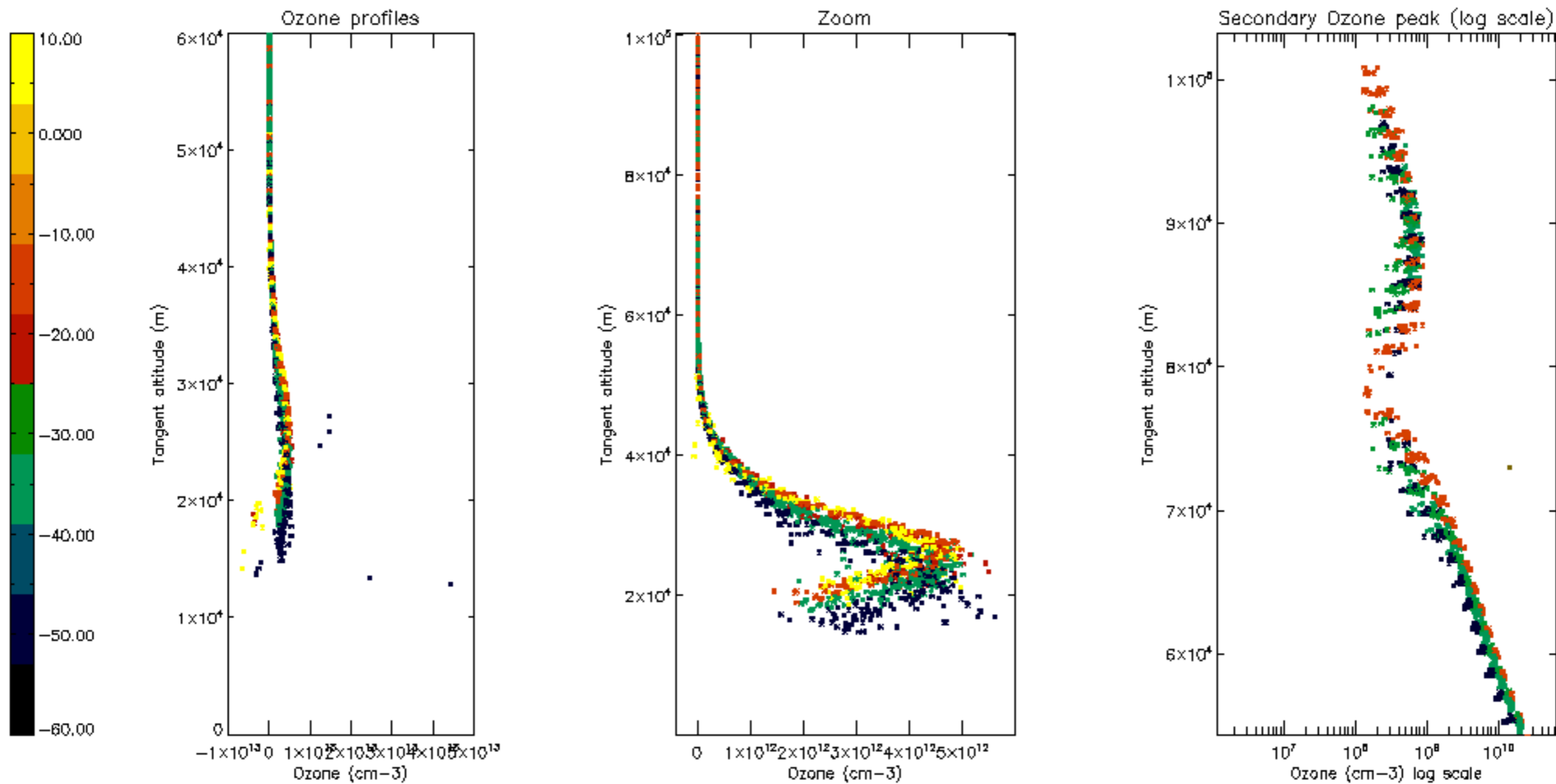
Percentage of star falling outside central band per profile

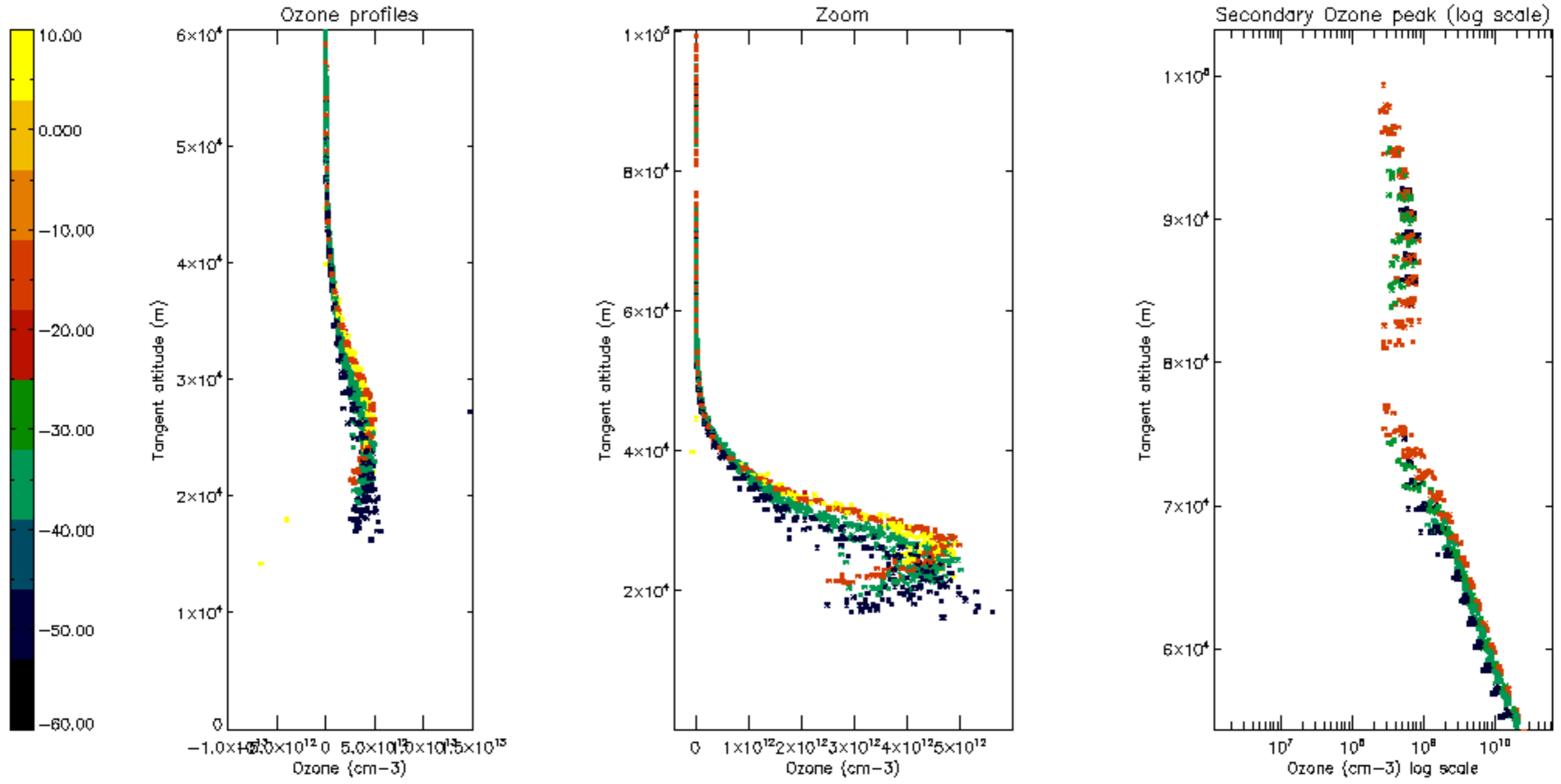


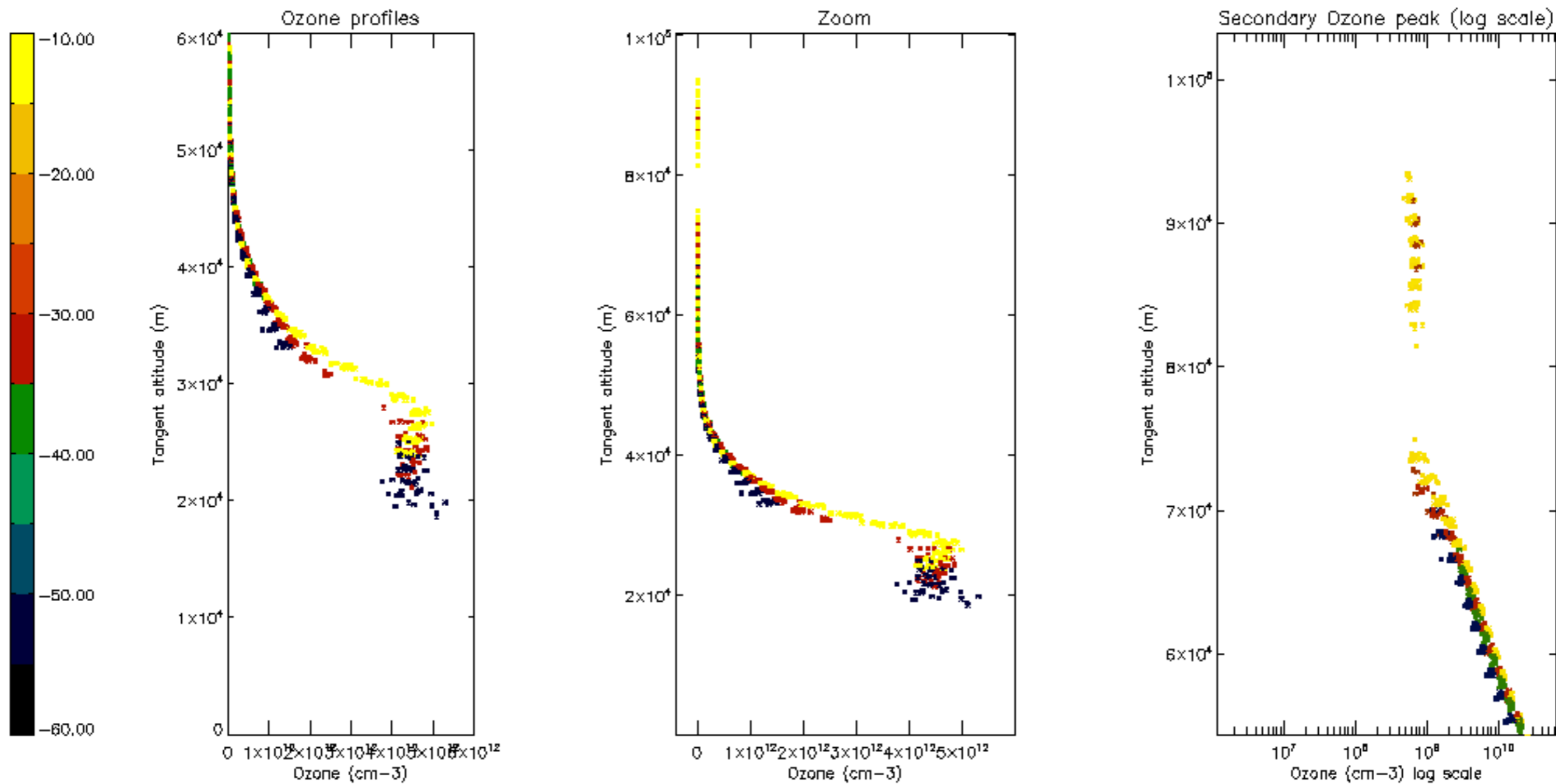
Percentage of saturation errors per profile

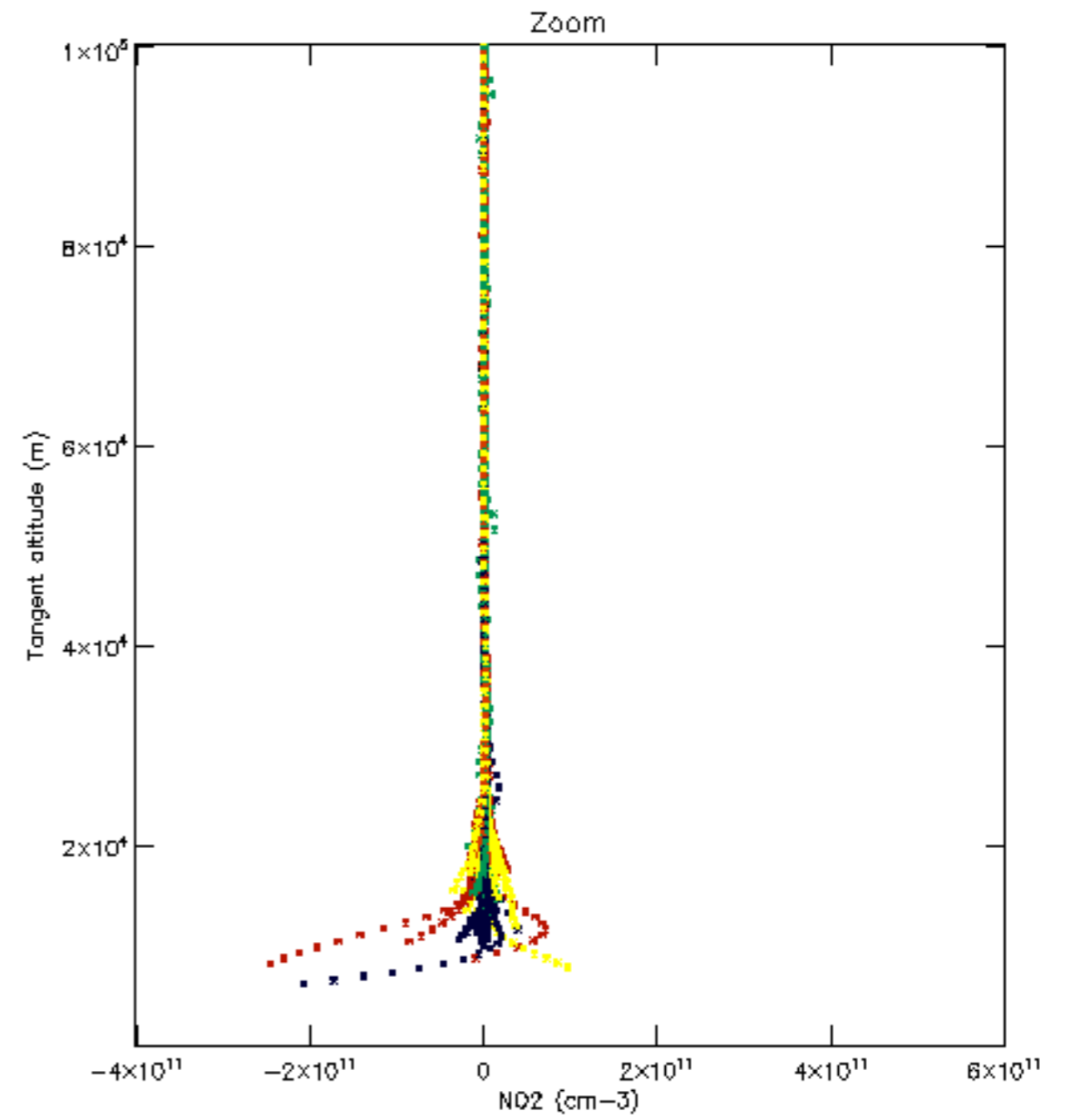
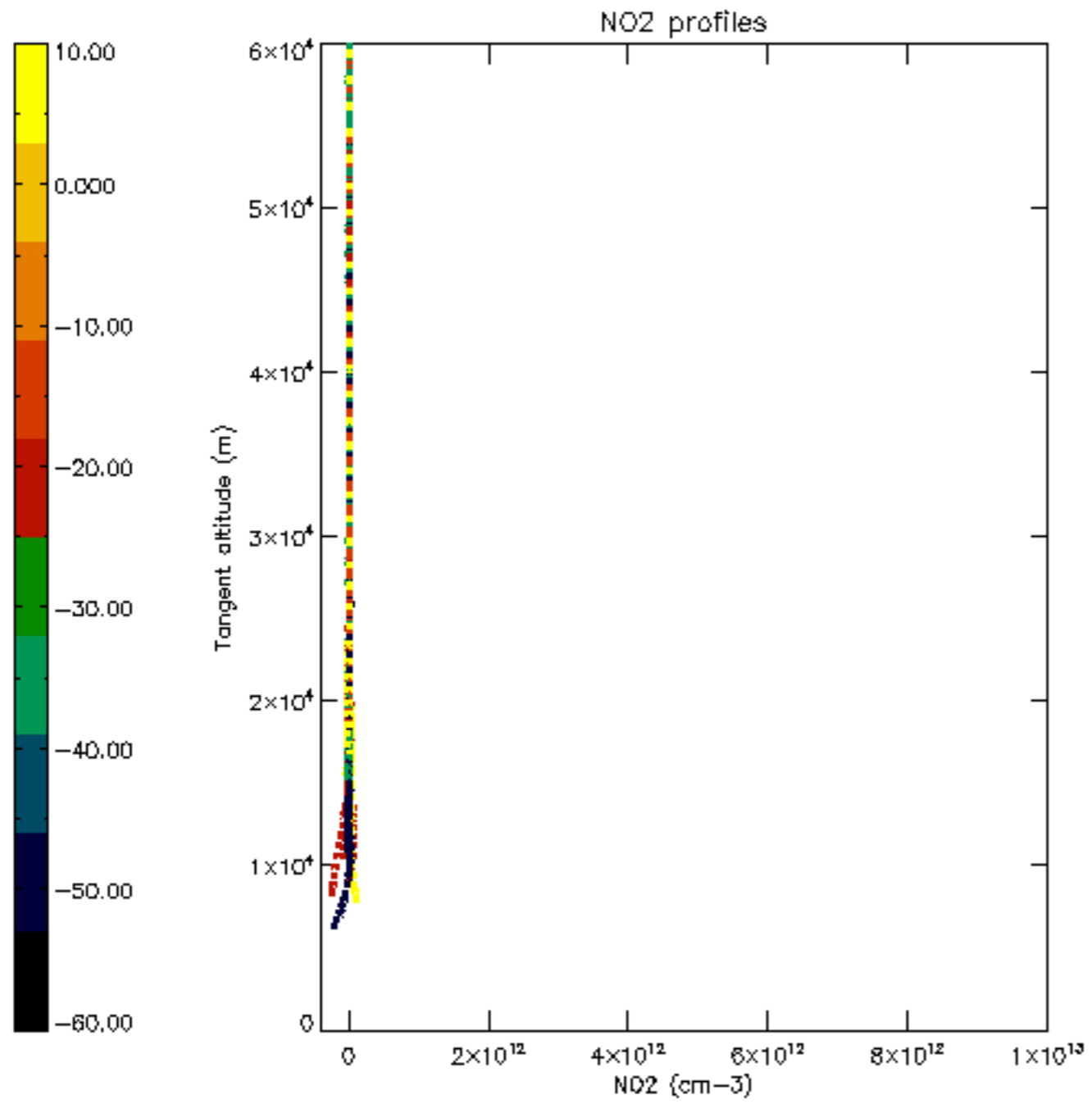


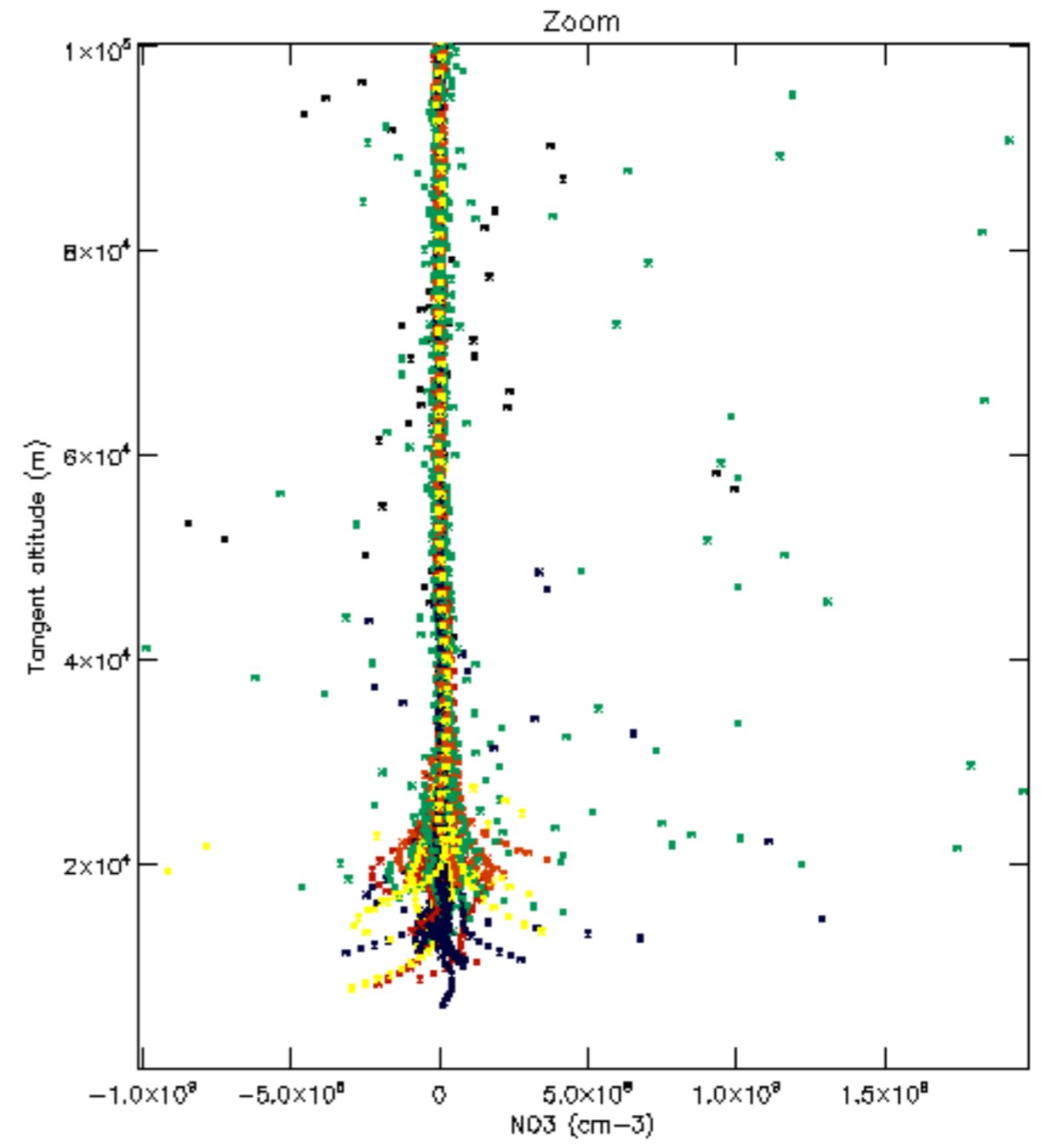
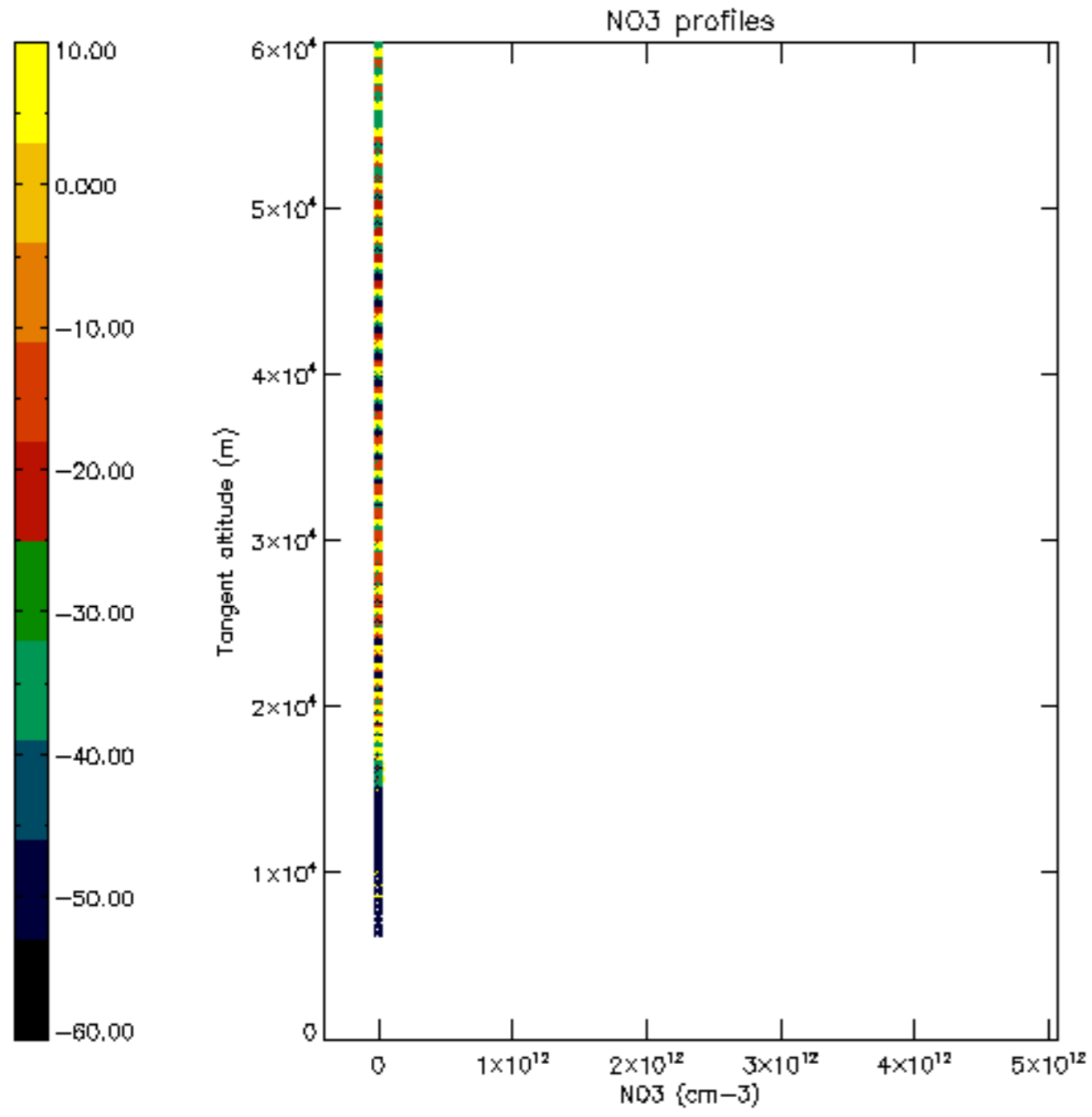


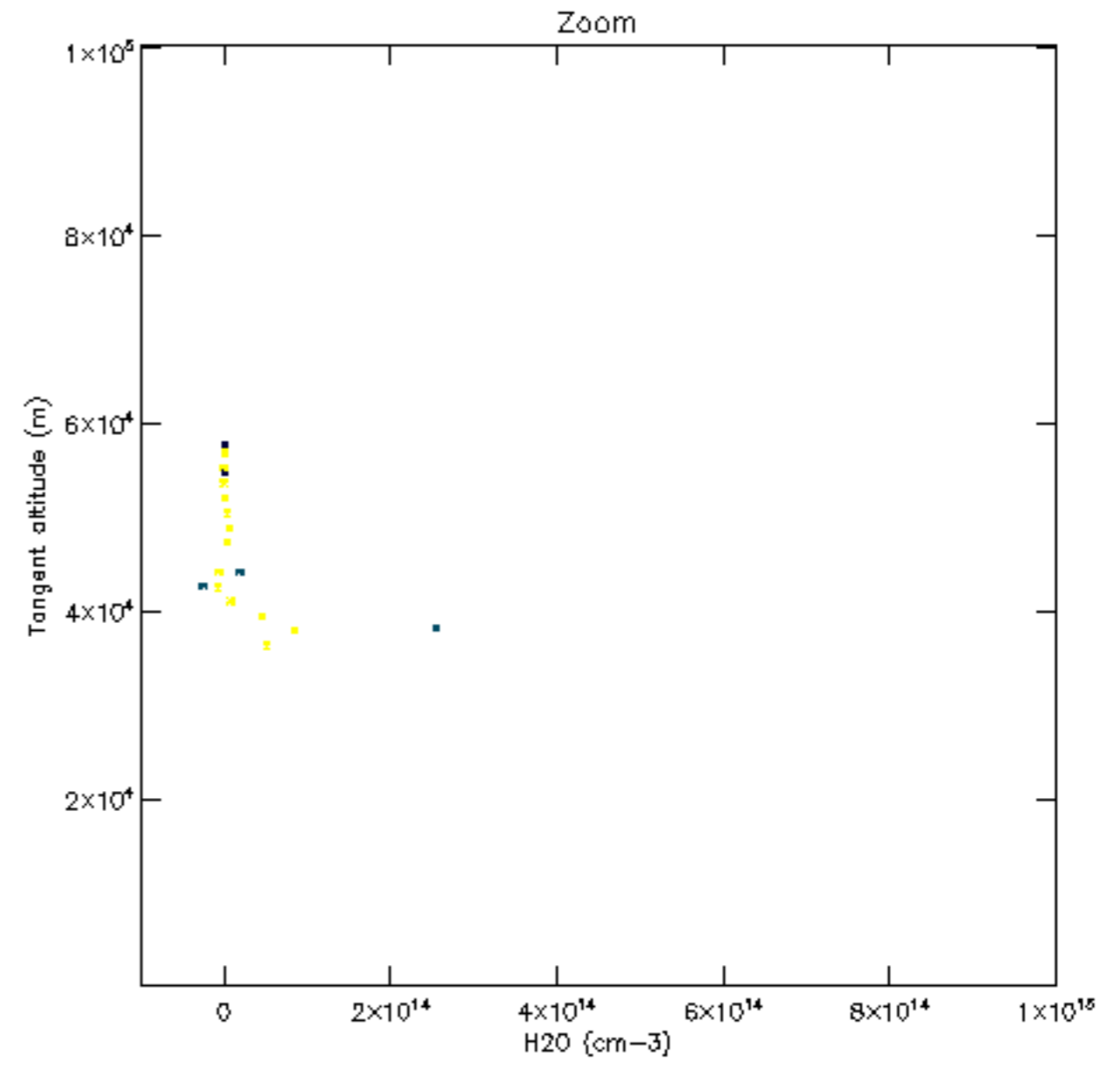
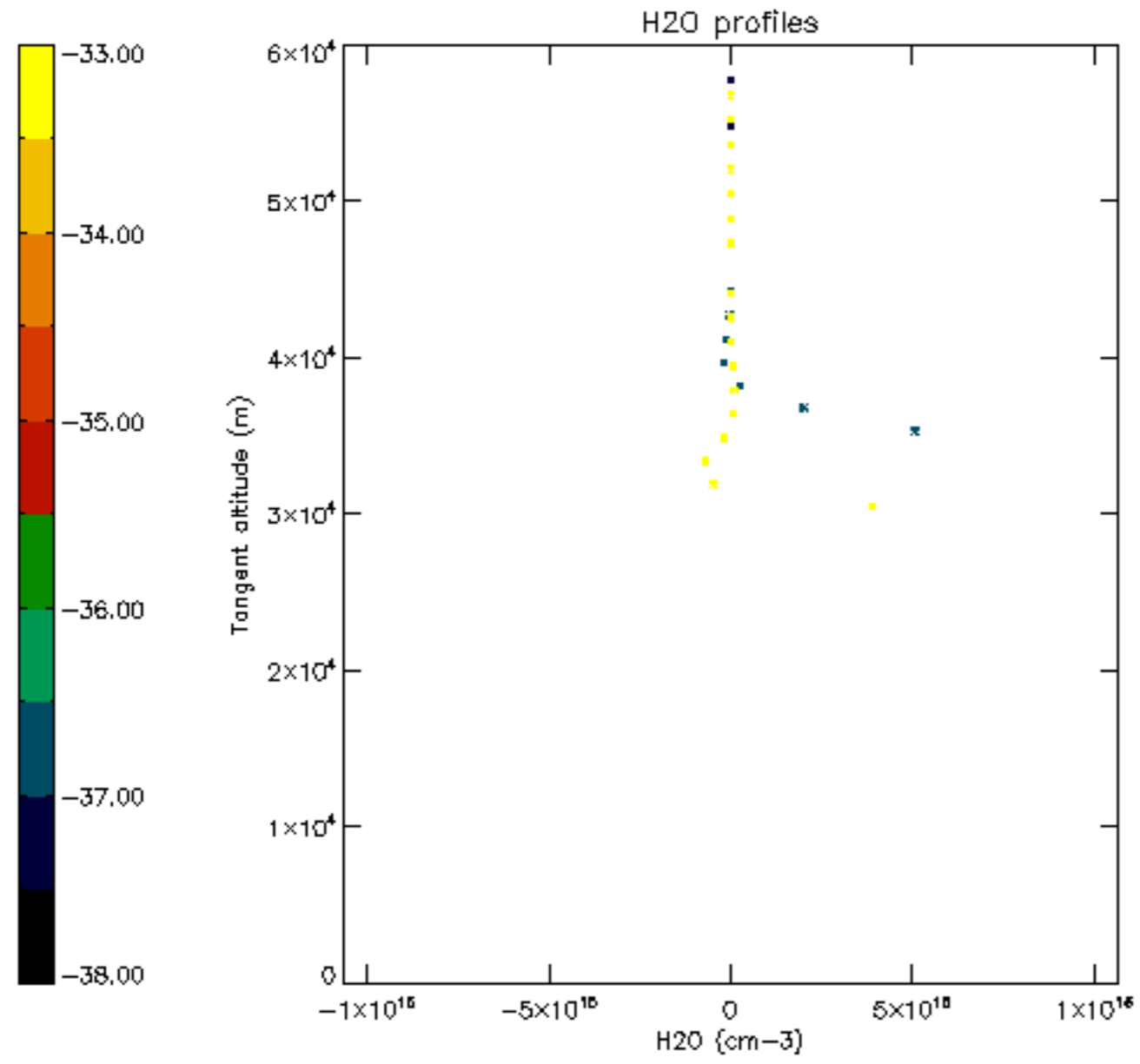


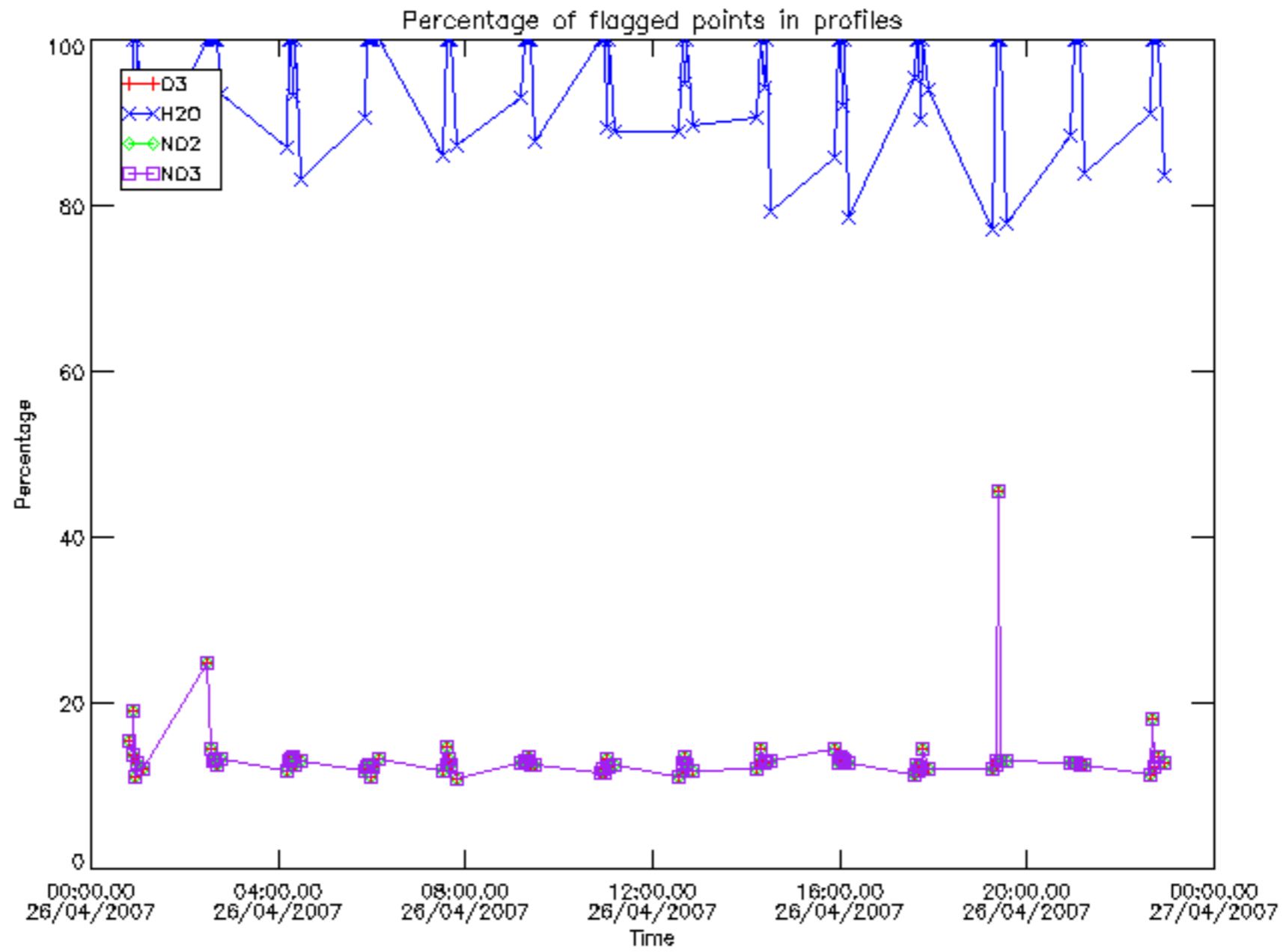




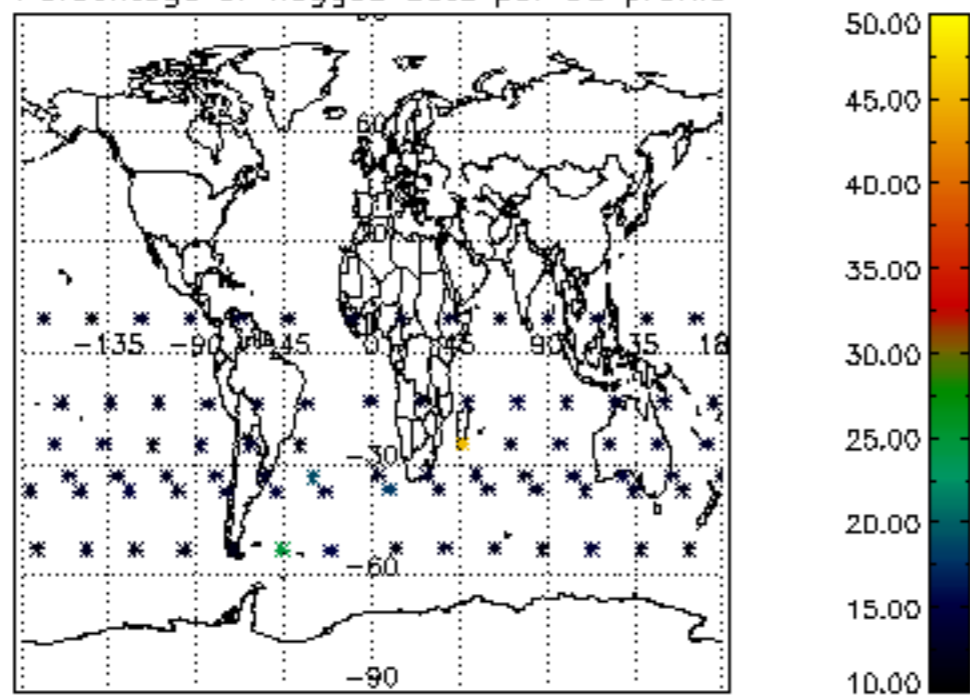




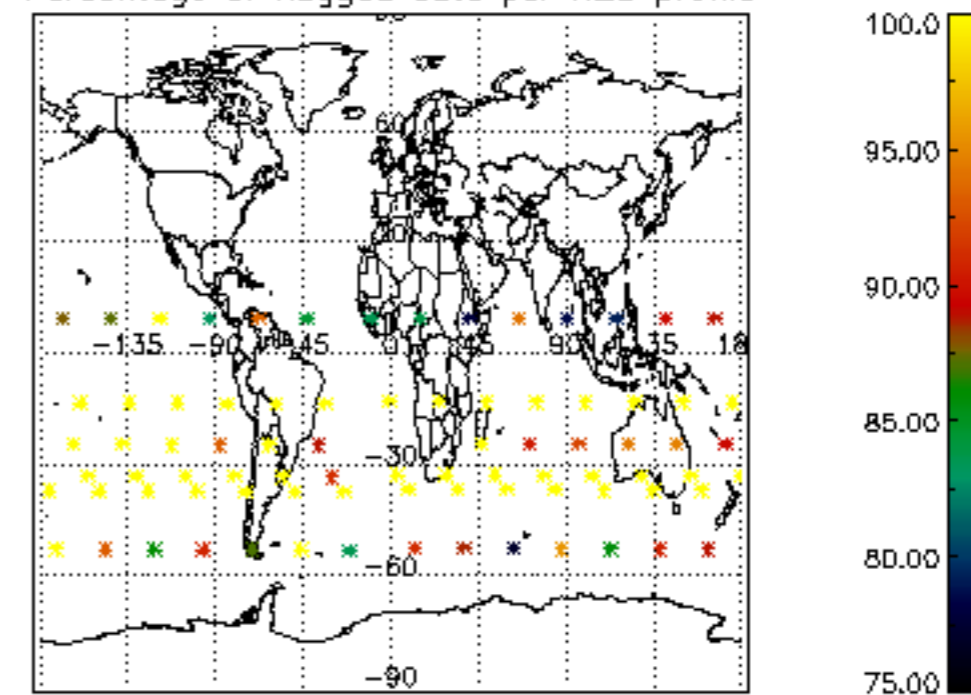




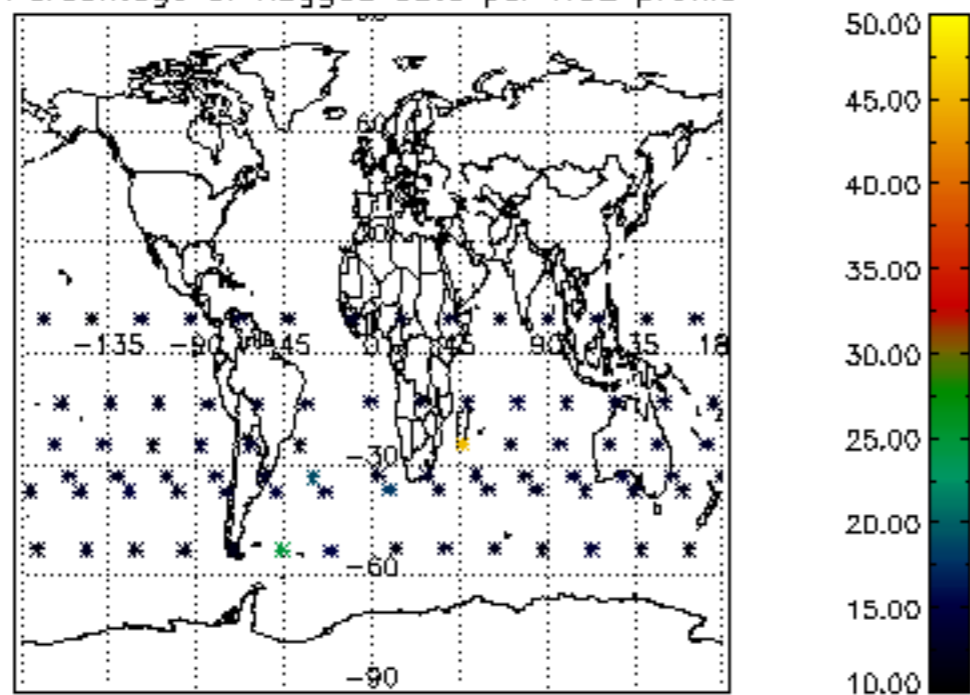
Percentage of flagged data per D3 profile



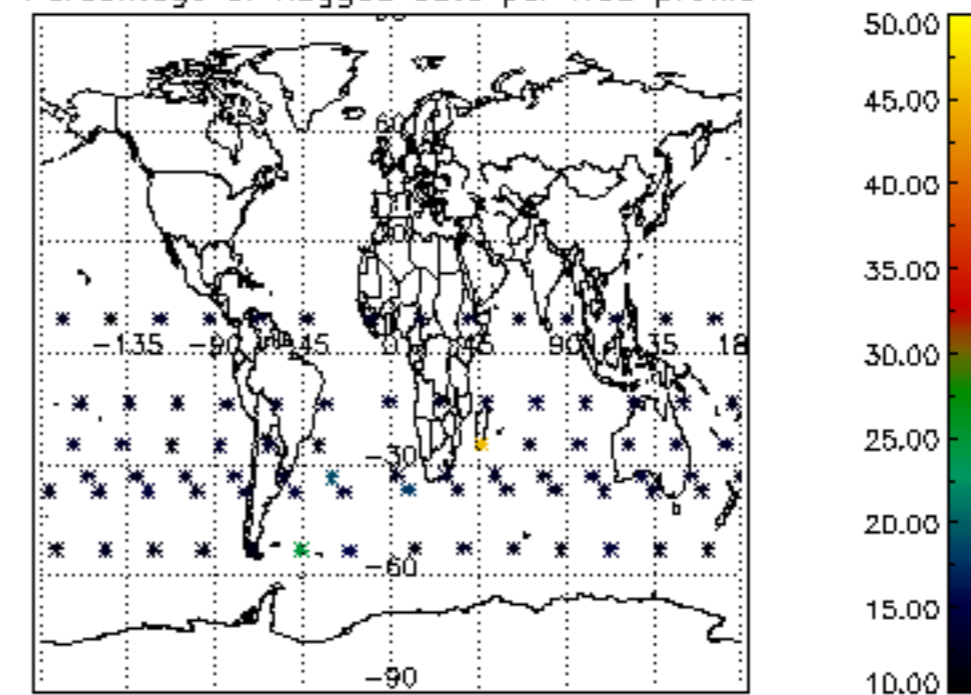
Percentage of flagged data per H2O profile

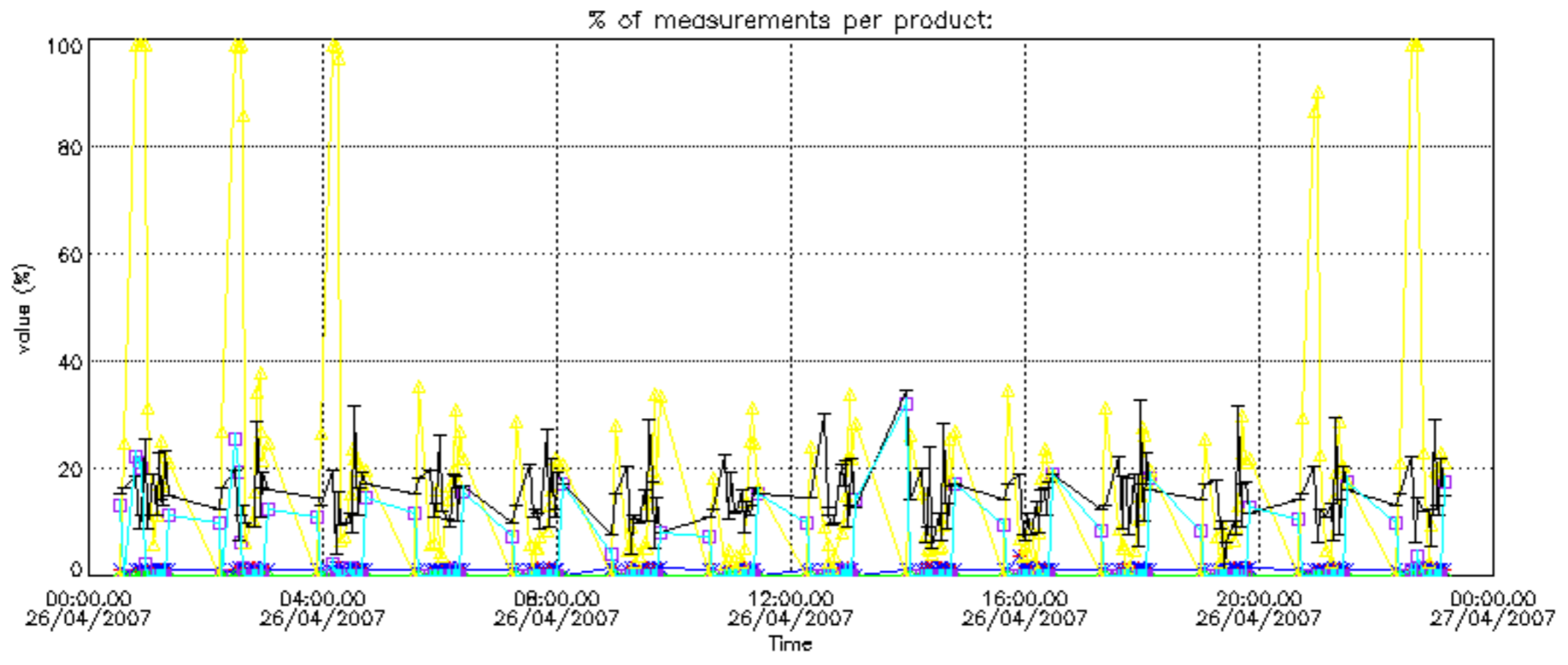


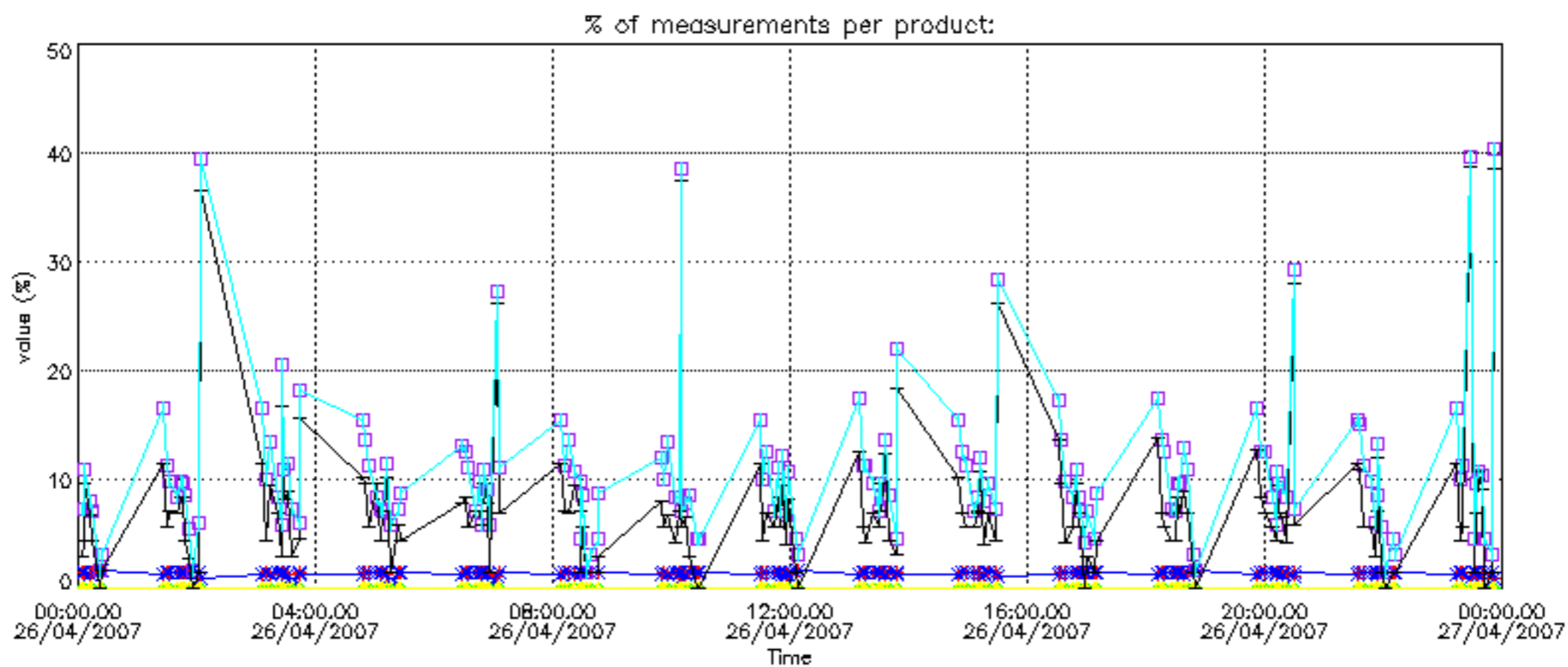
Percentage of flagged data per NO2 profile



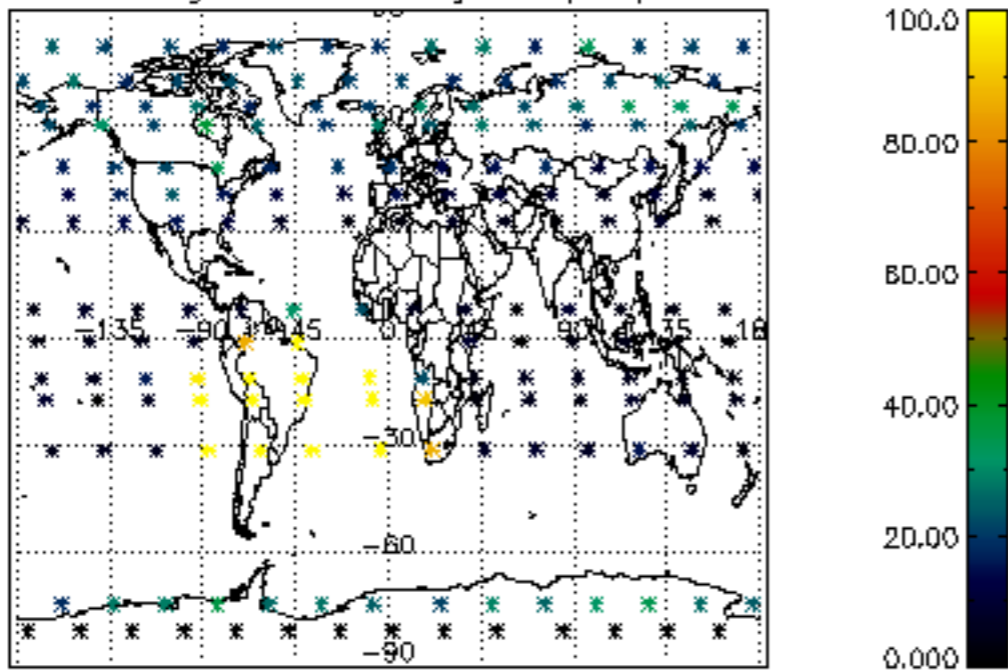
Percentage of flagged data per NO3 profile



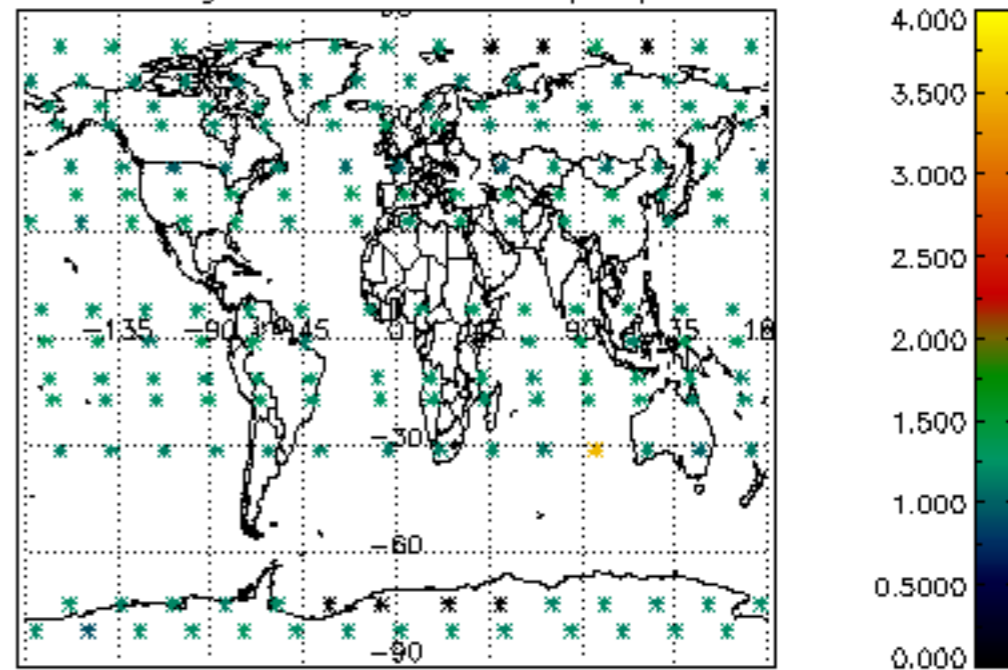




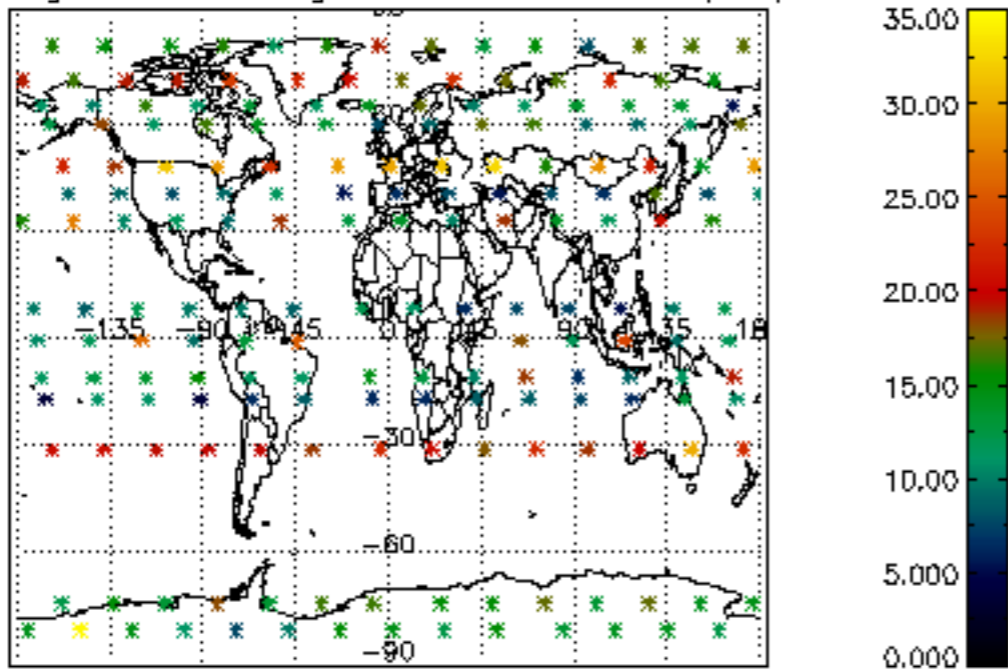
Percentage of cosmic ray hits per profile



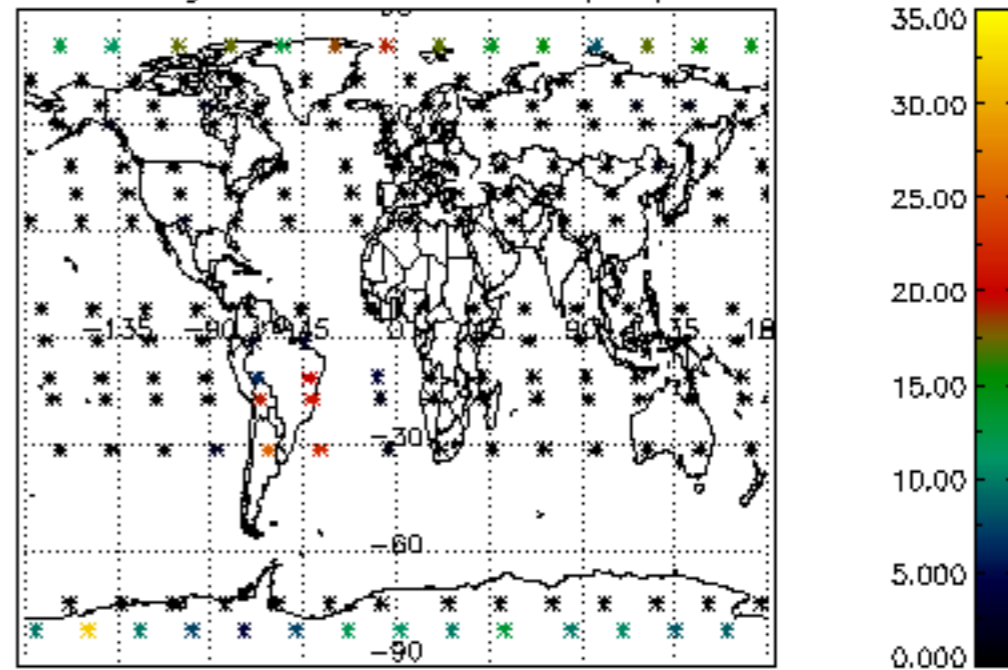
Percentage of datation errors per profile



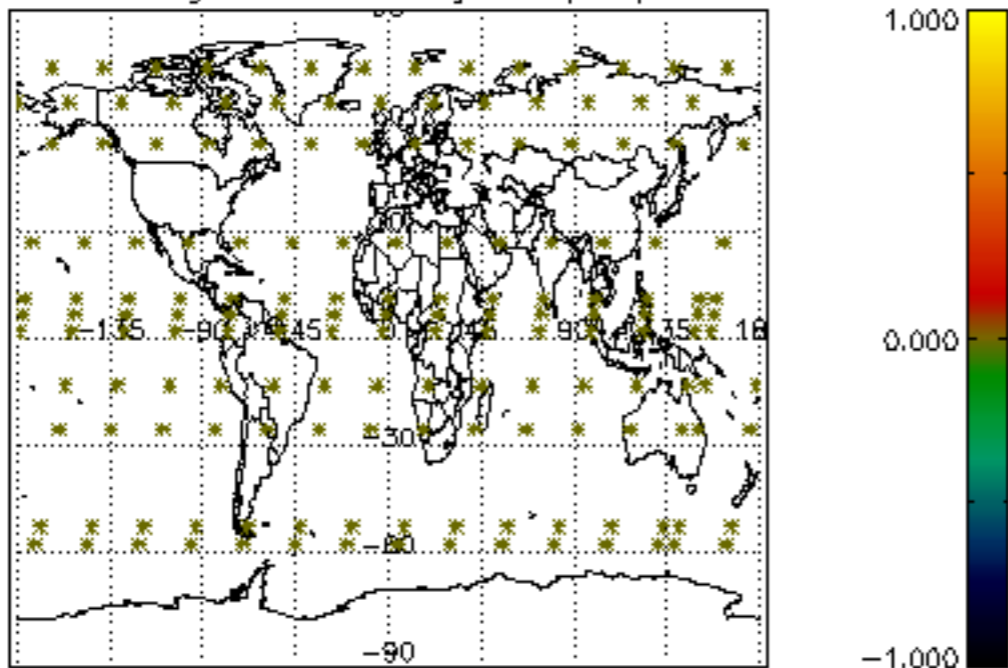
Percentage of star falling outside central band per profile



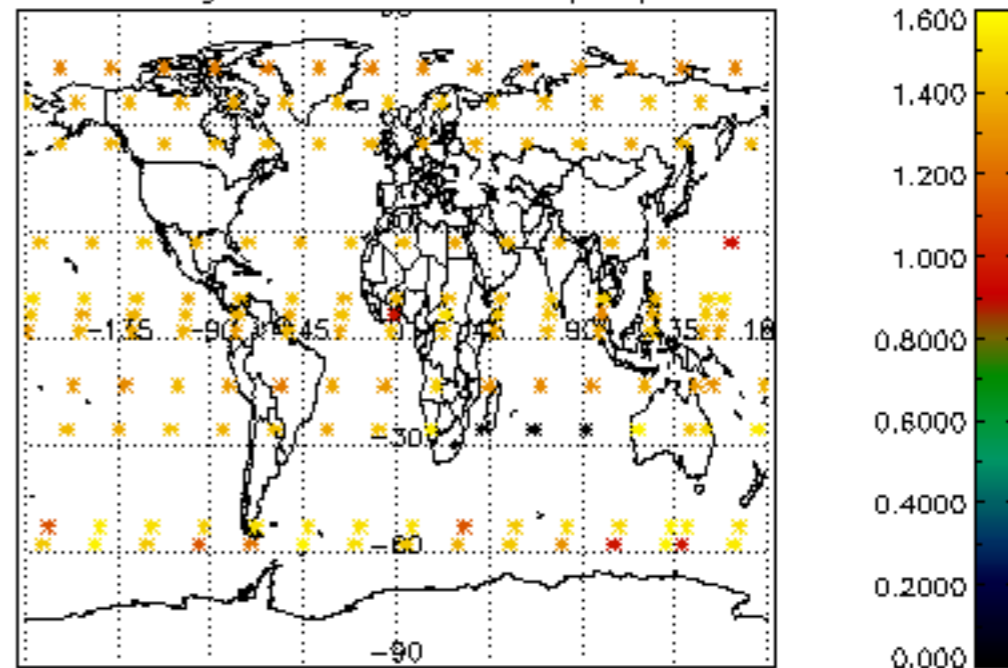
Percentage of saturation errors per profile



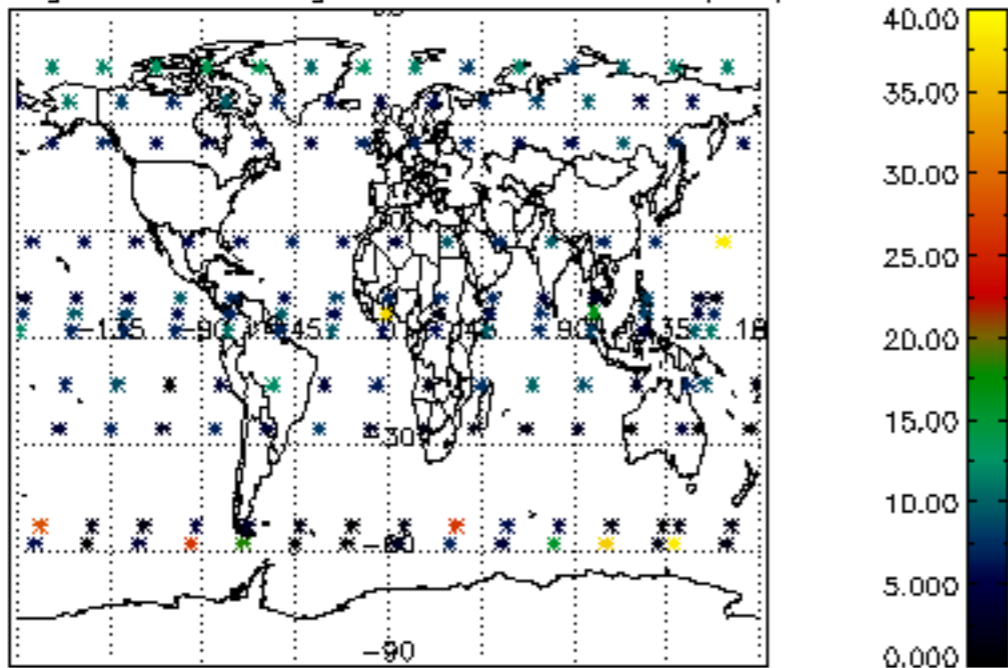
Percentage of cosmic ray hits per profile



Percentage of datation errors per profile



Percentage of star falling outside central band per profile



Percentage of saturation errors per profile

