

GOMOS Level 2 Daily Report

SUMMARY

[1. General Info](#)

[2. Summary of processed GOM_NL_2P products](#)

[3. Level 2 Quality information per product](#)

[3.1 Plot of level 2 quality information per product \(time dependant\)](#)

[3.2 Plot of level 2 quality information per product \(world map\)](#)

[4. Level 1 Quality information per product \(stored on level 2 products\)](#)

[4.1 Plot of level 1 quality information per product \(time dependant\)](#)

[4.1.1 Plot of level 1 quality information per product \(time dependant\): ASCENDING](#)

[4.1.2 Plot of level 1 quality information per product \(time dependant\): DESCENDING](#)

[4.2 Plot of level 1 quality information per product \(world map\)](#)

[4.2.1 Plot of level 1 quality information per product \(world map\): ASCENDING](#)

[4.2.2 Plot of level 1 quality information per product \(world map\): DESCENDING](#)

[5. Ozone profiles based on quality statistics and other trace gas profiles](#)

[5.1 Ozone statistics based on quality of products](#)

[5.2 Plot ozone profiles for all STD \(dark without errors\)](#)

[5.3 Plot ozone profiles where STD < 20% \(dark without errors\)](#)

[5.4. Plot ozone profiles where STD < 10% \(dark without errors\)](#)

[5.5. Plot ozone profiles where STD < 5% \(dark without errors\)](#)

[5.6 Plot NO2 profiles for all STD \(dark without errors\)](#)

[5.7 Plot NO3 profiles for all STD \(dark without errors\)](#)

[5.8 Plot H2O profiles \(only for occultations of stars 1,2,3,4,13,14,16,26,63 dark without errors\) for all STD](#)

[6. Auxiliary Data Files used for the production reported in section 2](#)

This report presents the daily analysis on parameters extracted from GOMOS level 2 data (GOM_NL__2P). It is intended to monitor some important parameters that will impact the quality of these products. A list of level 2 products (and content) that have arrived during the reporting day to the PCF is also given.

Item	Value
Time of report generation	22APR2013 18:42:33
Data source version	GOMOS/6.01
Start time of products	21-04-2007 (21APR2007 00:00:00)
Stop time of products	22-04-2007 (22APR2007 00:00:00)
Store outputs in DB	Yes
Nb of level 2 prods	285
Nb of prods with errors	0

2. Summary of processed GOM_NL__2P products.

Nr	Filename	UTC Start time	Limb	Duration	Star Id	Star Name	Star Mag	Star Temp	Nb Meas	Orbit	Prod. error
1	GOM_NL__2PRFIN20070421_000525_000000412057_00259_26866_1671.N1	21-APR-2007 00:05:25	Dark	41.000	18	24Alp PsA	1.1660	9700.0	82	26866	No
2	GOM_NL__2PRFIN20070421_001608_000000452057_00260_26867_1662.N1	21-APR-2007 00:16:08	Dark	44.500	45	Alp Pav	1.9400	26000.	89	26867	No
3	GOM_NL__2PRFIN20070421_002319_000000412057_00260_26867_1663.N1	21-APR-2007 00:23:19	Dark	40.500	43	Alp TrA	1.9100	4250.0	81	26867	No
4	GOM_NL__2PRFIN20070421_002528_000000382057_00260_26867_1664.N1	21-APR-2007 00:25:28	Straylight	38.000	134	Bet TrA	2.8100	6600.0	76	26867	No
5	GOM_NL__2PRFIN20070421_002746_000000432057_00260_26867_1665.N1	21-APR-2007 00:27:46	Straylight	43.000	4	Alp1Cen	-0.010000	5800.0	86	26867	No
6	GOM_NL__2PRFIN20070421_003102_000000422057_00260_26867_1666.N1	21-APR-2007 00:31:02	Straylight	42.000	78	Alp Lup	2.3040	28000.	84	26867	No
7	GOM_NL__2PRFIN20070421_003237_000000442057_00260_26867_1667.N1	21-APR-2007 00:32:37	Straylight	44.000	81	Eta Cen	2.3560	28000.	88	26867	No
8	GOM_NL__2PRFIN20070421_003453_000000482057_00260_26867_1668.N1	21-APR-2007 00:34:53	Straylight	47.500	54	5The Cen	2.0550	4500.0	95	26867	No
9	GOM_NL__2PRFIN20070421_003949_000000422057_00260_26867_1669.N1	21-APR-2007 00:39:49	Twilight_stray	42.000	106	9Bet Crv	2.6480	5600.0	84	26867	No
10	GOM_NL__2PRFIN20070421_004255_000000412057_00260_26867_1670.N1	21-APR-2007 00:42:55	Bright	41.000	15	67Alp Vir	0.97600	28000.	82	26867	No
11	GOM_NL__2PRFIN20070421_004558_000000372057_00260_26867_1671.N1	21-APR-2007 00:45:58	Bright	37.000	121	29Gam Vir	2.7400	7200.0	74	26867	No
12	GOM_NL__2PRFIN20070421_004934_000000382057_00260_26867_1672.N1	21-APR-2007 00:49:34	Bright	38.000	138	47Eps Vir	2.8280	4700.0	76	26867	No
13	GOM_NL__2PRFIN20070421_005732_000000362057_00260_26867_1673.N1	21-APR-2007 00:57:32	Bright	36.000	152	12Alp2CVn	2.8900	11000.	72	26867	No
14	GOM_NL__2PRFIN20070421_010138_000000342057_00260_26867_1674.N1	21-APR-2007 01:01:38	Bright	33.500	87	64Gam UMa	2.4330	11000.	67	26867	No
15	GOM_NL__2PRFIN20070421_010407_000000352057_00260_26867_1675.N1	21-APR-2007 01:04:07	Bright	35.000	36	50Alp UMa	1.8000	6300.0	70	26867	No
16	GOM_NL__2PRFIN20070421_010852_000000362057_00260_26867_1676.N1	21-APR-2007 01:08:52	Bright	36.000	60	7Bet UMi	2.0810	3950.0	72	26867	No
17	GOM_NL__2PRFIN20070421_011202_000000352057_00260_26867_1677.N1	21-APR-2007 01:12:02	Bright	34.500	49	1Alp UMi	1.9900	6300.0	69	26867	No
18	GOM_NL__2PRFIN20070421_012031_000000352057_00260_26867_1678.N1	21-APR-2007 01:20:31	Bright	34.500	74	11Bet Cas	2.2680	6600.0	69	26867	No
19	GOM_NL__2PRFIN20070421_012924_000000452057_00260_26867_1679.N1	21-APR-2007 01:29:24	Bright	44.500	164	44Eta Peg	2.9480	5400.0	89	26867	No
20	GOM_NL__2PRFIN20070421_013331_000000412057_00260_26867_1680.N1	21-APR-2007 01:33:31	Twilight_stray	41.000	90	54Alp Peg	2.4870	11000.	82	26867	No
21	GOM_NL__2PRFIN20070421_013920_000000492057_00260_26867_1681.N1	21-APR-2007 01:39:20	Dark	49.000	162	34Alp Aqr	2.9440	5350.0	98	26867	No
22	GOM_NL__2PRFIN20070421_014601_000000452057_00260_26867_1682.N1	21-APR-2007 01:46:01	Dark	44.500	18	24Alp PsA	1.1660	9700.0	89	26867	No
23	GOM_NL__2PRFIN20070421_014941_000000392057_00260_26867_1683.N1	21-APR-2007 01:49:41	Dark	39.000	172	Gam Gru	3.0030	13100.	78	26867	No
24	GOM_NL__2PRFIN20070421_015135_000000392057_00260_26867_1684.N1	21-APR-2007 01:51:35	Dark	39.000	31	Alp Gru	1.7340	15200.	78	26867	No
25	GOM_NL__2PRFIN20070421_015645_000000412057_00261_26868_1678.N1	21-APR-2007 01:56:45	Dark	40.500	45	Alp Pav	1.9400	26000.	81	26868	No
26	GOM_NL__2PRFIN20070421_020356_000000392057_00261_26868_1679.N1	21-APR-2007 02:03:56	Dark	38.500	43	Alp TrA	1.9100	4250.0	77	26868	No
27	GOM_NL__2PRFIN20070421_020604_000000372057_00261_26868_1680.N1	21-APR-2007 02:06:04	Straylight	36.500	134	Bet TrA	2.8100	6600.0	73	26868	No
28	GOM_NL__2PRFIN20070421_020822_000000442057_00261_26868_1681.N1	21-APR-2007 02:08:22	Straylight	43.500	4	Alp1Cen	-0.010000	5800.0	87	26868	No
29	GOM_NL__2PRFIN20070421_021138_000000442057_00261_26868_1682.N1	21-APR-2007 02:11:38	Straylight	43.500	78	Alp Lup	2.3040	28000.	87	26868	No
30	GOM_NL__2PRFIN20070421_021313_000000432057_00261_26868_1683.N1	21-APR-2007 02:13:13	Straylight	42.500	81	Eta Cen	2.3560	28000.	85	26868	No
31	GOM_NL__2PRFIN20070421_021529_000000472057_00261_26868_1684.N1	21-APR-2007 02:15:29	Straylight	46.500	54	5The Cen	2.0550	4500.0	93	26868	No
32	GOM_NL__2PRFIN20070421_022025_000000382057_00261_26868_1685.N1	21-APR-2007 02:20:25	Twilight_stray	38.000	106	9Bet Crv	2.6480	5600.0	76	26868	No
33	GOM_NL__2PRFIN20070421_022332_000000422057_00261_26868_1686.N1	21-APR-2007 02:23:32	Bright	41.500	15	67Alp Vir	0.97600	28000.	83	26868	No
34	GOM_NL__2PRFIN20070421_022634_000000362057_00261_26868_1687.N1	21-APR-2007 02:26:34	Bright	36.000	121	29Gam Vir	2.7400	7200.0	72	26868	No
35	GOM_NL__2PRFIN20070421_023009_000000372057_00261_26868_1688.N1	21-APR-2007 02:30:09	Bright	37.000	138	47Eps Vir	2.8280	4700.0	74	26868	No
36	GOM_NL__2PRFIN20070421_023808_000000362057_00261_26868_1689.N1	21-APR-2007 02:38:08	Bright	36.000	152	12Alp2CVn	2.8900	11000.	72	26868	No
37	GOM_NL__2PRFIN20070421_024214_000000342057_00261_26868_1690.N1	21-APR-2007 02:42:14	Bright	33.500	87	64Gam UMa	2.4330	11000.	67	26868	No
38	GOM_NL__2PRFIN20070421_024443_000000362057_00261_26868_1691.N1	21-APR-2007 02:44:43	Bright	36.000	36	50Alp UMa	1.8000	6300.0	72	26868	No
39	GOM_NL__2PRFIN20070421_024928_000000382057_00261_26868_1692.N1	21-APR-2007 02:49:28	Bright	38.000	60	7Bet UMi	2.0810	3950.0	76	26868	No
40	GOM_NL__2PRFIN20070421_025238_000000332057_00261_26868_1693.N1	21-APR-2007 02:52:38	Bright	32.500	49	1Alp UMi	1.9900	6300.0	65	26868	No
41	GOM_NL__2PRFIN20070421_030107_000000452057_00261_26868_1694.N1	21-APR-2007 03:01:07	Bright	44.500	74	11Bet Cas	2.2680	6600.0	89	26868	No
42	GOM_NL__2PRFIN20070421_031000_000000382057_00261_26868_1695.N1	21-APR-2007 03:10:00	Bright	38.000	164	44Eta Peg	2.9480	5400.0	76	26868	No

43	GOM_NL__2PRFIN20070421_031408_000000412057_00261_26868_1696.N1	21-APR-2007 03:14:08	Twilight	40.500	90	54Alp Peg	2.4870	11000.	81	26868	No
44	GOM_NL__2PRFIN20070421_031957_000000482057_00261_26868_1697.N1	21-APR-2007 03:19:57	Dark	48.000	162	34Alp Aqr	2.9440	5350.0	96	26868	No
45	GOM_NL__2PRFIN20070421_032637_000000452057_00261_26868_1698.N1	21-APR-2007 03:26:37	Dark	45.000	18	24Alp PsA	1.1660	9700.0	90	26868	No
46	GOM_NL__2PRFIN20070421_033017_000000402057_00261_26868_1699.N1	21-APR-2007 03:30:17	Dark	39.500	172	Gam Gru	3.0030	13100.	79	26868	No
47	GOM_NL__2PRFIN20070421_033212_000000432057_00261_26868_1700.N1	21-APR-2007 03:32:12	Dark	42.500	31	Alp Gru	1.7340	15200.	85	26868	No
48	GOM_NL__2PRFIN20070421_033722_000000402057_00262_26869_1695.N1	21-APR-2007 03:37:22	Dark	39.500	45	Alp Pav	1.9400	26000.	79	26869	No
49	GOM_NL__2PRFIN20070421_034432_000000412057_00262_26869_1696.N1	21-APR-2007 03:44:32	Dark	40.500	43	Alp TrA	1.9100	4250.0	81	26869	No
50	GOM_NL__2PRFIN20070421_034641_000000382057_00262_26869_1697.N1	21-APR-2007 03:46:41	Straylight	38.000	134	Bet TrA	2.8100	6600.0	76	26869	No
51	GOM_NL__2PRFIN20070421_034858_000000522057_00262_26869_1698.N1	21-APR-2007 03:48:58	Straylight	52.000	4	Alp1Cen	-0.010000	5800.0	104	26869	No
52	GOM_NL__2PRFIN20070421_035215_000000412057_00262_26869_1699.N1	21-APR-2007 03:52:15	Straylight	41.000	78	Alp Lup	2.3040	28000.	82	26869	No
53	GOM_NL__2PRFIN20070421_035349_000000412057_00262_26869_1700.N1	21-APR-2007 03:53:49	Straylight	41.000	81	Eta Cen	2.3560	28000.	82	26869	No
54	GOM_NL__2PRFIN20070421_035605_000000462057_00262_26869_1701.N1	21-APR-2007 03:56:05	Straylight	46.000	54	5The Cen	2.0550	4500.0	92	26869	No
55	GOM_NL__2PRFIN20070421_040102_000000402057_00262_26869_1702.N1	21-APR-2007 04:01:02	Twilight	39.500	106	9Bet Crv	2.6480	5600.0	79	26869	No
56	GOM_NL__2PRFIN20070421_040408_000000412057_00262_26869_1703.N1	21-APR-2007 04:04:08	Bright	40.500	15	67Alp Vir	0.97600	28000.	81	26869	No
57	GOM_NL__2PRFIN20070421_040710_000000372057_00262_26869_1704.N1	21-APR-2007 04:07:10	Bright	36.500	121	29Gam Vir	2.7400	7200.0	73	26869	No
58	GOM_NL__2PRFIN20070421_041045_000000372057_00262_26869_1705.N1	21-APR-2007 04:10:45	Bright	37.000	138	47Eps Vir	2.8280	4700.0	74	26869	No
59	GOM_NL__2PRFIN20070421_041844_000000372057_00262_26869_1706.N1	21-APR-2007 04:18:44	Bright	37.000	152	12Alp2CVn	2.8900	11000.	74	26869	No
60	GOM_NL__2PRFIN20070421_042250_000000352057_00262_26869_1707.N1	21-APR-2007 04:22:50	Bright	34.500	87	64Gam UMa	2.4330	11000.	69	26869	No
61	GOM_NL__2PRFIN20070421_042519_000000362057_00262_26869_1708.N1	21-APR-2007 04:25:19	Bright	36.000	36	50Alp UMa	1.8000	6300.0	72	26869	No
62	GOM_NL__2PRFIN20070421_043004_000000392057_00262_26869_1709.N1	21-APR-2007 04:30:04	Bright	38.500	60	7Bet UMi	2.0810	3950.0	77	26869	No
63	GOM_NL__2PRFIN20070421_043314_000000362057_00262_26869_1710.N1	21-APR-2007 04:33:14	Bright	36.000	49	1Alp UMi	1.9900	6300.0	72	26869	No
64	GOM_NL__2PRFIN20070421_044143_000000332057_00262_26869_1711.N1	21-APR-2007 04:41:43	Bright	33.000	74	11Bet Cas	2.2680	6600.0	66	26869	No
65	GOM_NL__2PRFIN20070421_045036_000000382057_00262_26869_1712.N1	21-APR-2007 04:50:36	Bright	37.500	164	44Eta Peg	2.9480	5400.0	75	26869	No
66	GOM_NL__2PRFIN20070421_045444_000000422057_00262_26869_1713.N1	21-APR-2007 04:54:44	Twilight	42.000	90	54Alp Peg	2.4870	11000.	84	26869	No
67	GOM_NL__2PRFIN20070421_050033_000000472057_00262_26869_1714.N1	21-APR-2007 05:00:33	Dark	46.500	162	34Alp Aqr	2.9440	5350.0	93	26869	No
68	GOM_NL__2PRFIN20070421_050714_000000432057_00262_26869_1715.N1	21-APR-2007 05:07:14	Dark	43.000	18	24Alp PsA	1.1660	9700.0	86	26869	No
69	GOM_NL__2PRFIN20070421_051054_000000412057_00262_26869_1716.N1	21-APR-2007 05:10:54	Dark	41.000	172	Gam Gru	3.0030	13100.	82	26869	No
70	GOM_NL__2PRFIN20070421_051248_000000442057_00262_26869_1717.N1	21-APR-2007 05:12:48	Dark	43.500	31	Alp Gru	1.7340	15200.	87	26869	No
71	GOM_NL__2PRFIN20070421_051758_000000402057_00263_26870_1706.N1	21-APR-2007 05:17:58	Dark	39.500	45	Alp Pav	1.9400	26000.	79	26870	No
72	GOM_NL__2PRFIN20070421_052509_000000392057_00263_26870_1707.N1	21-APR-2007 05:25:09	Dark	38.500	43	Alp TrA	1.9100	4250.0	77	26870	No
73	GOM_NL__2PRFIN20070421_052717_000000382057_00263_26870_1708.N1	21-APR-2007 05:27:17	Straylight	38.000	134	Bet TrA	2.8100	6600.0	76	26870	No
74	GOM_NL__2PRFIN20070421_052935_000000402057_00263_26870_1709.N1	21-APR-2007 05:29:35	Straylight	40.000	4	Alp1Cen	-0.010000	5800.0	80	26870	No
75	GOM_NL__2PRFIN20070421_053251_000000402057_00263_26870_1710.N1	21-APR-2007 05:32:51	Straylight	39.500	78	Alp Lup	2.3040	28000.	79	26870	No
76	GOM_NL__2PRFIN20070421_053426_000000412057_00263_26870_1711.N1	21-APR-2007 05:34:26	Straylight	40.500	81	Eta Cen	2.3560	28000.	81	26870	No
77	GOM_NL__2PRFIN20070421_053642_000000482057_00263_26870_1712.N1	21-APR-2007 05:36:42	Straylight	48.000	54	5The Cen	2.0550	4500.0	96	26870	No
78	GOM_NL__2PRFIN20070421_054138_000000402057_00263_26870_1713.N1	21-APR-2007 05:41:38	Twilight	40.000	106	9Bet Crv	2.6480	5600.0	80	26870	No
79	GOM_NL__2PRFIN20070421_054444_000000432057_00263_26870_1714.N1	21-APR-2007 05:44:44	Bright	42.500	15	67Alp Vir	0.97600	28000.	85	26870	No
80	GOM_NL__2PRFIN20070421_054746_000000362057_00263_26870_1715.N1	21-APR-2007 05:47:46	Bright	36.000	121	29Gam Vir	2.7400	7200.0	72	26870	No
81	GOM_NL__2PRFIN20070421_055121_000000392057_00263_26870_1716.N1	21-APR-2007 05:51:21	Bright	39.000	138	47Eps Vir	2.8280	4700.0	78	26870	No
82	GOM_NL__2PRFIN20070421_055919_000000352057_00263_26870_1717.N1	21-APR-2007 05:59:19	Bright	35.000	152	12Alp2CVn	2.8900	11000.	70	26870	No
83	GOM_NL__2PRFIN20070421_060326_000000362057_00263_26870_1718.N1	21-APR-2007 06:03:26	Bright	35.500	87	64Gam UMa	2.4330	11000.	71	26870	No
84	GOM_NL__2PRFIN20070421_060555_000000372057_00263_26870_1719.N1	21-APR-2007 06:05:55	Bright	36.500	36	50Alp UMa	1.8000	6300.0	73	26870	No
85	GOM_NL__2PRFIN20070421_061040_000000382057_00263_26870_1720.N1	21-APR-2007 06:10:40	Bright	38.000	60	7Bet UMi	2.0810	3950.0	76	26870	No
86	GOM_NL__2PRFIN20070421_061350_000000342057_00263_26870_1721.N1	21-APR-2007 06:13:50	Bright	34.000	49	1Alp UMi	1.9900	6300.0	68	26870	No
87	GOM_NL__2PRFIN20070421_062219_000000342057_00263_26870_1722.N1	21-APR-2007 06:22:19	Bright	33.500	74	11Bet Cas	2.2680	6600.0	67	26870	No
88	GOM_NL__2PRFIN20070421_063112_000000382057_00263_26870_1723.N1	21-APR-2007 06:31:12	Bright	37.500	164	44Eta Peg	2.9480	5400.0	75	26870	No
89	GOM_NL__2PRFIN20070421_063520_000000432057_00263_26870_1724.N1	21-APR-2007 06:35:20	Twilight	42.500	90	54Alp Peg	2.4870	11000.	85	26870	No
90	GOM_NL__2PRFIN20070421_064110_000000492057_00263_26870_1725.N1	21-APR-2007 06:41:10	Dark	49.000	162	34Alp Aqr	2.9440	5350.0	98	26870	No
91	GOM_NL__2PRFIN20070421_064750_000000422057_00263_26870_1726.N1	21-APR-2007 06:47:50	Dark	41.500	18	24Alp PsA	1.1660	9700.0	83	26870	No
92	GOM_NL__2PRFIN20070421_065130_000000402057_00263_26870_1727.N1	21-APR-2007 06:51:30	Dark	40.000	172	Gam Gru	3.0030	13100.	80	26870	No
93	GOM_NL__2PRFIN20070421_065324_000000402057_00263_26870_1728.N1	21-APR-2007 06:53:24	Dark	40.000	31	Alp Gru	1.7340	15200.	80	26870	No
94	GOM_NL__2PRFIN20070421_065835_000000402057_00264_26871_1728.N1	21-APR-2007 06:58:35	Dark	40.000	45	Alp Pav	1.9400	26000.	80	26871	No
95	GOM_NL__2PRFIN20070421_070545_000000452057_00264_26871_1729.N1	21-APR-2007 07:05:45	Dark	45.000	43	Alp TrA	1.9100	4250.0	90	26871	No
96	GOM_NL__2PRFIN20070421_070754_000000402057_00264_26871_1730.N1	21-APR-2007 07:07:54	Straylight	39.500	134	Bet TrA	2.8100	6600.0	79	26871	No
97	GOM_NL__2PRFIN20070421_071011_000000502057_00264_26871_1731.N1	21-APR-2007 07:10:11	Straylight	50.000	4	Alp1Cen	-0.010000	5800.0	100	26871	No
98	GOM_NL__2PRFIN20070421_071327_000000422057_00264_26871_1732.N1	21-APR-2007 07:13:27	Straylight	42.000	78	Alp Lup	2.3040	28000.	84	26871	No
99	GOM_NL__2PRFIN20070421_071502_000000422057_00264_26871_1733.N1	21-APR-2007 07:15:02	Straylight	41.500	81	Eta Cen	2.3560	28000.	83	26871	No
100	GOM_NL__2PRFIN20070421_071718_000000442057_00264_26871_1734.N1	21-APR-2007 07:17:18	Straylight	44.000	54	5The Cen	2.0550	4500.0	88	26871	No
101	GOM_NL__2PRFIN20070421_072214_000000392057_00264_26871_1735.N1	21-APR-2007 07:22:14	Twilight	39.000	106	9Bet Crv	2.6480	5600.0	78	26871	No

102	GOM_NL__2PRFIN20070421_072520_000000402057_00264_26871_1736.N1	21-APR-2007 07:25:20	Bright	40.000	15	67Alp Vir	0.97600	28000.	80	26871	No
103	GOM_NL__2PRFIN20070421_072822_000000362057_00264_26871_1737.N1	21-APR-2007 07:28:22	Bright	36.000	121	29Gam Vir	2.7400	7200.0	72	26871	No
104	GOM_NL__2PRFIN20070421_073157_000000372057_00264_26871_1738.N1	21-APR-2007 07:31:57	Bright	37.000	138	47Eps Vir	2.8280	4700.0	74	26871	No
105	GOM_NL__2PRFIN20070421_073955_000000362057_00264_26871_1739.N1	21-APR-2007 07:39:55	Bright	36.000	152	12Alp2CVn	2.8900	11000.	72	26871	No
106	GOM_NL__2PRFIN20070421_074402_000000352057_00264_26871_1740.N1	21-APR-2007 07:44:02	Bright	35.000	87	64Gam UMa	2.4330	11000.	70	26871	No
107	GOM_NL__2PRFIN20070421_074631_000000372057_00264_26871_1741.N1	21-APR-2007 07:46:31	Bright	36.500	36	50Alp UMa	1.8000	6300.0	73	26871	No
108	GOM_NL__2PRFIN20070421_075115_000000382057_00264_26871_1742.N1	21-APR-2007 07:51:15	Bright	38.000	60	7Bet UMi	2.0810	3950.0	76	26871	No
109	GOM_NL__2PRFIN20070421_075426_000000352057_00264_26871_1743.N1	21-APR-2007 07:54:26	Bright	34.500	49	1Alp UMi	1.9900	6300.0	69	26871	No
110	GOM_NL__2PRFIN20070421_080256_000000522057_00264_26871_1744.N1	21-APR-2007 08:02:56	Bright	52.000	74	11Bet Cas	2.2680	6600.0	104	26871	No
111	GOM_NL__2PRFIN20070421_081149_000000382057_00264_26871_1745.N1	21-APR-2007 08:11:49	Bright	37.500	164	44Eta Peg	2.9480	5400.0	75	26871	No
112	GOM_NL__2PRFIN20070421_081557_000000422057_00264_26871_1746.N1	21-APR-2007 08:15:57	Tw_i_and_stray	41.500	90	54Alp Peg	2.4870	11000.	83	26871	No
113	GOM_NL__2PRFIN20070421_082146_000000492057_00264_26871_1747.N1	21-APR-2007 08:21:46	Dark	49.000	162	34Alp Aqr	2.9440	5350.0	98	26871	No
114	GOM_NL__2PRFIN20070421_082826_000000412057_00264_26871_1748.N1	21-APR-2007 08:28:26	Dark	41.000	18	24Alp PsA	1.1660	9700.0	82	26871	No
115	GOM_NL__2PRFIN20070421_083207_000000402057_00264_26871_1749.N1	21-APR-2007 08:32:07	Dark	39.500	172	Gam Gru	3.0030	13100.	79	26871	No
116	GOM_NL__2PRFIN20070421_083401_000000392057_00264_26871_1750.N1	21-APR-2007 08:34:01	Dark	39.000	31	Alp Gru	1.7340	15200.	78	26871	No
117	GOM_NL__2PRFIN20070421_083911_000000412057_00265_26872_1743.N1	21-APR-2007 08:39:11	Dark	41.000	45	Alp Pav	1.9400	26000.	82	26872	No
118	GOM_NL__2PRFIN20070421_084621_000000422057_00265_26872_1744.N1	21-APR-2007 08:46:21	Dark	41.500	43	Alp TrA	1.9100	4250.0	83	26872	No
119	GOM_NL__2PRFIN20070421_084830_000000402057_00265_26872_1745.N1	21-APR-2007 08:48:30	Straylight	39.500	134	Bet TrA	2.8100	6600.0	79	26872	No
120	GOM_NL__2PRFIN20070421_085047_000000512057_00265_26872_1746.N1	21-APR-2007 08:50:47	Straylight	51.000	4	Alp1Cen	-0.010000	5800.0	102	26872	No
121	GOM_NL__2PRFIN20070421_085404_000000412057_00265_26872_1747.N1	21-APR-2007 08:54:04	Straylight	41.000	78	Alp Lup	2.3040	28000.	82	26872	No
122	GOM_NL__2PRFIN20070421_085538_000000422057_00265_26872_1748.N1	21-APR-2007 08:55:38	Straylight	42.000	81	Eta Cen	2.3560	28000.	84	26872	No
123	GOM_NL__2PRFIN20070421_085754_000000422057_00265_26872_1749.N1	21-APR-2007 08:57:54	Straylight	42.000	54	5The Cen	2.0550	4500.0	84	26872	No
124	GOM_NL__2PRFIN20070421_090250_000000392057_00265_26872_1750.N1	21-APR-2007 09:02:50	Tw_i_and_stray	38.500	106	9Bet Crv	2.6480	5600.0	77	26872	No
125	GOM_NL__2PRFIN20070421_090556_000000412057_00265_26872_1751.N1	21-APR-2007 09:05:56	Bright	40.500	15	67Alp Vir	0.97600	28000.	81	26872	No
126	GOM_NL__2PRFIN20070421_090858_000000372057_00265_26872_1752.N1	21-APR-2007 09:08:58	Bright	36.500	121	29Gam Vir	2.7400	7200.0	73	26872	No
127	GOM_NL__2PRFIN20070421_091233_000000392057_00265_26872_1753.N1	21-APR-2007 09:12:33	Bright	38.500	138	47Eps Vir	2.8280	4700.0	77	26872	No
128	GOM_NL__2PRFIN20070421_092031_000000372057_00265_26872_1754.N1	21-APR-2007 09:20:31	Bright	36.500	152	12Alp2CVn	2.8900	11000.	73	26872	No
129	GOM_NL__2PRFIN20070421_092438_000000352057_00265_26872_1755.N1	21-APR-2007 09:24:38	Bright	35.000	87	64Gam UMa	2.4330	11000.	70	26872	No
130	GOM_NL__2PRFIN20070421_092707_000000352057_00265_26872_1756.N1	21-APR-2007 09:27:07	Bright	34.500	36	50Alp UMa	1.8000	6300.0	69	26872	No
131	GOM_NL__2PRFIN20070421_093151_000000392057_00265_26872_1757.N1	21-APR-2007 09:31:51	Bright	38.500	60	7Bet UMi	2.0810	3950.0	77	26872	No
132	GOM_NL__2PRFIN20070421_093502_000000362057_00265_26872_1758.N1	21-APR-2007 09:35:02	Bright	36.000	49	1Alp UMi	1.9900	6300.0	72	26872	No
133	GOM_NL__2PRFIN20070421_094331_000000342057_00265_26872_1759.N1	21-APR-2007 09:43:31	Bright	34.000	74	11Bet Cas	2.2680	6600.0	68	26872	No
134	GOM_NL__2PRFIN20070421_095224_000000392057_00265_26872_1760.N1	21-APR-2007 09:52:24	Bright	39.000	164	44Eta Peg	2.9480	5400.0	78	26872	No
135	GOM_NL__2PRFIN20070421_095632_000000432057_00265_26872_1761.N1	21-APR-2007 09:56:32	Tw_i_and_stray	43.000	90	54Alp Peg	2.4870	11000.	86	26872	No
136	GOM_NL__2PRFIN20070421_100223_000000482057_00265_26872_1762.N1	21-APR-2007 10:02:23	Dark	48.000	162	34Alp Aqr	2.9440	5350.0	96	26872	No
137	GOM_NL__2PRFIN20070421_100903_000000432057_00265_26872_1763.N1	21-APR-2007 10:09:03	Dark	42.500	18	24Alp PsA	1.1660	9700.0	85	26872	No
138	GOM_NL__2PRFIN20070421_101243_000000402057_00265_26872_1764.N1	21-APR-2007 10:12:43	Dark	39.500	172	Gam Gru	3.0030	13100.	79	26872	No
139	GOM_NL__2PRFIN20070421_101437_000000422057_00265_26872_1765.N1	21-APR-2007 10:14:37	Dark	42.000	31	Alp Gru	1.7340	15200.	84	26872	No
140	GOM_NL__2PRFIN20070421_101948_000000392057_00266_26873_1759.N1	21-APR-2007 10:19:48	Dark	38.500	45	Alp Pav	1.9400	26000.	77	26873	No
141	GOM_NL__2PRFIN20070421_102658_000000412057_00266_26873_1760.N1	21-APR-2007 10:26:58	Dark	40.500	43	Alp TrA	1.9100	4250.0	81	26873	No
142	GOM_NL__2PRFIN20070421_102906_000000392057_00266_26873_1761.N1	21-APR-2007 10:29:06	Straylight	38.500	134	Bet TrA	2.8100	6600.0	77	26873	No
143	GOM_NL__2PRFIN20070421_103124_000000502057_00266_26873_1762.N1	21-APR-2007 10:31:24	Straylight	50.000	4	Alp1Cen	-0.010000	5800.0	100	26873	No
144	GOM_NL__2PRFIN20070421_103440_000000412057_00266_26873_1763.N1	21-APR-2007 10:34:40	Straylight	40.500	78	Alp Lup	2.3040	28000.	81	26873	No
145	GOM_NL__2PRFIN20070421_103615_000000422057_00266_26873_1764.N1	21-APR-2007 10:36:15	Straylight	41.500	81	Eta Cen	2.3560	28000.	83	26873	No
146	GOM_NL__2PRFIN20070421_103830_000000472057_00266_26873_1765.N1	21-APR-2007 10:38:30	Straylight	46.500	54	5The Cen	2.0550	4500.0	93	26873	No
147	GOM_NL__2PRFIN20070421_104326_000000412057_00266_26873_1766.N1	21-APR-2007 10:43:26	Tw_i_and_stray	41.000	106	9Bet Crv	2.6480	5600.0	82	26873	No
148	GOM_NL__2PRFIN20070421_104632_000000402057_00266_26873_1767.N1	21-APR-2007 10:46:32	Bright	39.500	15	67Alp Vir	0.97600	28000.	79	26873	No
149	GOM_NL__2PRFIN20070421_104934_000000362057_00266_26873_1768.N1	21-APR-2007 10:49:34	Bright	35.500	121	29Gam Vir	2.7400	7200.0	71	26873	No
150	GOM_NL__2PRFIN20070421_105309_000000372057_00266_26873_1769.N1	21-APR-2007 10:53:09	Bright	36.500	138	47Eps Vir	2.8280	4700.0	73	26873	No
151	GOM_NL__2PRFIN20070421_110107_000000362057_00266_26873_1770.N1	21-APR-2007 11:01:07	Bright	35.500	152	12Alp2CVn	2.8900	11000.	71	26873	No
152	GOM_NL__2PRFIN20070421_110514_000000362057_00266_26873_1771.N1	21-APR-2007 11:05:14	Bright	36.000	87	64Gam UMa	2.4330	11000.	72	26873	No
153	GOM_NL__2PRFIN20070421_110743_000000362057_00266_26873_1772.N1	21-APR-2007 11:07:43	Bright	35.500	36	50Alp UMa	1.8000	6300.0	71	26873	No
154	GOM_NL__2PRFIN20070421_111227_000000382057_00266_26873_1773.N1	21-APR-2007 11:12:27	Bright	38.000	60	7Bet UMi	2.0810	3950.0	76	26873	No
155	GOM_NL__2PRFIN20070421_111537_000000522057_00266_26873_1774.N1	21-APR-2007 11:15:37	Bright	52.000	49	1Alp UMi	1.9900	6300.0	104	26873	No
156	GOM_NL__2PRFIN20070421_112407_000000352057_00266_26873_1775.N1	21-APR-2007 11:24:07	Bright	35.000	74	11Bet Cas	2.2680	6600.0	70	26873	No
157	GOM_NL__2PRFIN20070421_113301_000000382057_00266_26873_1776.N1	21-APR-2007 11:33:01	Bright	38.000	164	44Eta Peg	2.9480	5400.0	76	26873	No
158	GOM_NL__2PRFIN20070421_113709_000000422057_00266_26873_1777.N1	21-APR-2007 11:37:09	Tw_i_and_stray	41.500	90	54Alp Peg	2.4870	11000.	83	26873	No
159	GOM_NL__2PRFIN20070421_114259_000000462057_00266_26873_1778.N1	21-APR-2007 11:42:59	Dark	46.000	162	34Alp Aqr	2.9440	5350.0	92	26873	No
160	GOM_NL__2PRFIN20070421_114939_000000422057_00266_26873_1779.N1	21-APR-2007 11:49:39	Dark	42.000	18	24Alp PsA	1.1660	9700.0	84	26873	No

161	GOM_NL__2PRFIN20070421_115320_000000412057_00266_26873_1780.N1	21-APR-2007 11:53:20	Dark	40.500	172	Gam Gru	3.0030	13100.	81	26873	No
162	GOM_NL__2PRFIN20070421_115513_000000412057_00266_26873_1781.N1	21-APR-2007 11:55:13	Dark	41.000	31	Alp Gru	1.7340	15200.	82	26873	No
163	GOM_NL__2PRFIN20070421_120024_000000402057_00267_26874_1775.N1	21-APR-2007 12:00:24	Dark	40.000	45	Alp Pav	1.9400	26000.	80	26874	No
164	GOM_NL__2PRFIN20070421_120734_000000402057_00267_26874_1776.N1	21-APR-2007 12:07:34	Dark	39.500	43	Alp TrA	1.9100	4250.0	79	26874	No
165	GOM_NL__2PRFIN20070421_120943_000000402057_00267_26874_1777.N1	21-APR-2007 12:09:43	Straylight	39.500	134	Bet TrA	2.8100	6600.0	79	26874	No
166	GOM_NL__2PRFIN20070421_121200_000000442057_00267_26874_1778.N1	21-APR-2007 12:12:00	Straylight	43.500	4	Alp1Cen	-0.010000	5800.0	87	26874	No
167	GOM_NL__2PRFIN20070421_121516_000000392057_00267_26874_1779.N1	21-APR-2007 12:15:16	Straylight	39.000	78	Alp Lup	2.3040	28000.	78	26874	No
168	GOM_NL__2PRFIN20070421_121651_000000422057_00267_26874_1780.N1	21-APR-2007 12:16:51	Straylight	42.000	81	Eta Cen	2.3560	28000.	84	26874	No
169	GOM_NL__2PRFIN20070421_121907_000000462057_00267_26874_1781.N1	21-APR-2007 12:19:07	Straylight	46.000	54	5The Cen	2.0550	4500.0	92	26874	No
170	GOM_NL__2PRFIN20070421_122402_000000412057_00267_26874_1782.N1	21-APR-2007 12:24:02	Twi_and_stray	41.000	106	9Bet Crv	2.6480	5600.0	82	26874	No
171	GOM_NL__2PRFIN20070421_122708_000000412057_00267_26874_1783.N1	21-APR-2007 12:27:08	Bright	40.500	15	67Alp Vir	0.97600	28000.	81	26874	No
172	GOM_NL__2PRFIN20070421_123010_000000352057_00267_26874_1784.N1	21-APR-2007 12:30:10	Bright	35.000	121	29Gam Vir	2.7400	7200.0	70	26874	No
173	GOM_NL__2PRFIN20070421_123345_000000372057_00267_26874_1785.N1	21-APR-2007 12:33:45	Bright	36.500	138	47Eps Vir	2.8280	4700.0	73	26874	No
174	GOM_NL__2PRFIN20070421_124142_000000362057_00267_26874_1786.N1	21-APR-2007 12:41:42	Bright	36.000	152	12Alp2CVn	2.8900	11000.	72	26874	No
175	GOM_NL__2PRFIN20070421_124550_000000332057_00267_26874_1787.N1	21-APR-2007 12:45:50	Bright	33.000	87	64Gam UMa	2.4330	11000.	66	26874	No
176	GOM_NL__2PRFIN20070421_124819_000000372057_00267_26874_1788.N1	21-APR-2007 12:48:19	Bright	37.000	36	50Alp UMa	1.8000	6300.0	74	26874	No
177	GOM_NL__2PRFIN20070421_125302_000000392057_00267_26874_1789.N1	21-APR-2007 12:53:02	Bright	38.500	60	7Bet UMi	2.0810	3950.0	77	26874	No
178	GOM_NL__2PRFIN20070421_125613_000000342057_00267_26874_1790.N1	21-APR-2007 12:56:13	Bright	33.500	49	1Alp UMi	1.9900	6300.0	67	26874	No
179	GOM_NL__2PRFIN20070421_130443_000000352057_00267_26874_1791.N1	21-APR-2007 13:04:43	Bright	34.500	74	11Bet Cas	2.2680	6600.0	69	26874	No
180	GOM_NL__2PRFIN20070421_131337_000000362057_00267_26874_1792.N1	21-APR-2007 13:13:37	Bright	35.500	164	44Eta Peg	2.9480	5400.0	71	26874	No
181	GOM_NL__2PRFIN20070421_131745_000000412057_00267_26874_1793.N1	21-APR-2007 13:17:45	Twi_and_stray	41.000	90	54Alp Peg	2.4870	11000.	82	26874	No
182	GOM_NL__2PRFIN20070421_132335_000000472057_00267_26874_1794.N1	21-APR-2007 13:23:35	Dark	47.000	162	34Alp Aqr	2.9440	5350.0	94	26874	No
183	GOM_NL__2PRFIN20070421_133015_000000432057_00267_26874_1795.N1	21-APR-2007 13:30:15	Dark	43.000	18	24Alp PsA	1.1660	9700.0	86	26874	No
184	GOM_NL__2PRFIN20070421_133356_000000402057_00267_26874_1796.N1	21-APR-2007 13:33:56	Dark	40.000	172	Gam Gru	3.0030	13100.	80	26874	No
185	GOM_NL__2PRFIN20070421_133550_000000382057_00267_26874_1797.N1	21-APR-2007 13:35:50	Dark	38.000	31	Alp Gru	1.7340	15200.	76	26874	No
186	GOM_NL__2PRFIN20070421_134101_000000402057_00268_26875_1786.N1	21-APR-2007 13:41:01	Dark	39.500	45	Alp Pav	1.9400	26000.	79	26875	No
187	GOM_NL__2PRFIN20070421_134810_000000402057_00268_26875_1787.N1	21-APR-2007 13:48:10	Dark	40.000	43	Alp TrA	1.9100	4250.0	80	26875	No
188	GOM_NL__2PRFIN20070421_135019_000000392057_00268_26875_1788.N1	21-APR-2007 13:50:19	Straylight	38.500	134	Bet TrA	2.8100	6600.0	77	26875	No
189	GOM_NL__2PRFIN20070421_135236_000000422057_00268_26875_1789.N1	21-APR-2007 13:52:36	Straylight	42.000	4	Alp1Cen	-0.010000	5800.0	84	26875	No
190	GOM_NL__2PRFIN20070421_135553_000000382057_00268_26875_1790.N1	21-APR-2007 13:55:53	Straylight	38.000	78	Alp Lup	2.3040	28000.	76	26875	No
191	GOM_NL__2PRFIN20070421_135727_000000442057_00268_26875_1791.N1	21-APR-2007 13:57:27	Straylight	43.500	81	Eta Cen	2.3560	28000.	87	26875	No
192	GOM_NL__2PRFIN20070421_135943_000000462057_00268_26875_1792.N1	21-APR-2007 13:59:43	Straylight	46.000	54	5The Cen	2.0550	4500.0	92	26875	No
193	GOM_NL__2PRFIN20070421_140438_000000412057_00268_26875_1793.N1	21-APR-2007 14:04:38	Bright	41.000	106	9Bet Crv	2.6480	5600.0	82	26875	No
194	GOM_NL__2PRFIN20070421_140744_000000412057_00268_26875_1794.N1	21-APR-2007 14:07:44	Bright	41.000	15	67Alp Vir	0.97600	28000.	82	26875	No
195	GOM_NL__2PRFIN20070421_141046_000000362057_00268_26875_1795.N1	21-APR-2007 14:10:46	Bright	35.500	121	29Gam Vir	2.7400	7200.0	71	26875	No
196	GOM_NL__2PRFIN20070421_141421_000000372057_00268_26875_1796.N1	21-APR-2007 14:14:21	Bright	36.500	138	47Eps Vir	2.8280	4700.0	73	26875	No
197	GOM_NL__2PRFIN20070421_142218_000000352057_00268_26875_1797.N1	21-APR-2007 14:22:18	Bright	35.000	152	12Alp2CVn	2.8900	11000.	70	26875	No
198	GOM_NL__2PRFIN20070421_142626_000000352057_00268_26875_1798.N1	21-APR-2007 14:26:26	Bright	34.500	87	64Gam UMa	2.4330	11000.	69	26875	No
199	GOM_NL__2PRFIN20070421_142855_000000362057_00268_26875_1799.N1	21-APR-2007 14:28:55	Bright	35.500	36	50Alp UMa	1.8000	6300.0	71	26875	No
200	GOM_NL__2PRFIN20070421_143338_000000362057_00268_26875_1800.N1	21-APR-2007 14:33:38	Bright	36.000	60	7Bet UMi	2.0810	3950.0	72	26875	No
201	GOM_NL__2PRFIN20070421_143649_000000342057_00268_26875_1801.N1	21-APR-2007 14:36:49	Bright	33.500	49	1Alp UMi	1.9900	6300.0	67	26875	No
202	GOM_NL__2PRFIN20070421_144519_000000342057_00268_26875_1802.N1	21-APR-2007 14:45:19	Bright	33.500	74	11Bet Cas	2.2680	6600.0	67	26875	No
203	GOM_NL__2PRFIN20070421_145413_000000392057_00268_26875_1803.N1	21-APR-2007 14:54:13	Bright	38.500	164	44Eta Peg	2.9480	5400.0	77	26875	No
204	GOM_NL__2PRFIN20070421_145821_000000412057_00268_26875_1804.N1	21-APR-2007 14:58:21	Twi_and_stray	41.000	90	54Alp Peg	2.4870	11000.	82	26875	No
205	GOM_NL__2PRFIN20070421_150412_000000492057_00268_26875_1805.N1	21-APR-2007 15:04:12	Dark	49.000	162	34Alp Aqr	2.9440	5350.0	98	26875	No
206	GOM_NL__2PRFIN20070421_151051_000000442057_00268_26875_1806.N1	21-APR-2007 15:10:51	Dark	43.500	18	24Alp PsA	1.1660	9700.0	87	26875	No
207	GOM_NL__2PRFIN20070421_151432_000000402057_00268_26875_1807.N1	21-APR-2007 15:14:32	Dark	39.500	172	Gam Gru	3.0030	13100.	79	26875	No
208	GOM_NL__2PRFIN20070421_151626_000000412057_00268_26875_1808.N1	21-APR-2007 15:16:26	Dark	41.000	31	Alp Gru	1.7340	15200.	82	26875	No
209	GOM_NL__2PRFIN20070421_152137_000000392057_00269_26876_1809.N1	21-APR-2007 15:21:37	Dark	38.500	45	Alp Pav	1.9400	26000.	77	26876	No
210	GOM_NL__2PRFIN20070421_152847_000000412057_00269_26876_1810.N1	21-APR-2007 15:28:47	Dark	40.500	43	Alp TrA	1.9100	4250.0	81	26876	No
211	GOM_NL__2PRFIN20070421_153055_000000382057_00269_26876_1811.N1	21-APR-2007 15:30:55	Straylight	37.500	134	Bet TrA	2.8100	6600.0	75	26876	No
212	GOM_NL__2PRFIN20070421_153312_000000482057_00269_26876_1812.N1	21-APR-2007 15:33:12	Straylight	47.500	4	Alp1Cen	-0.010000	5800.0	95	26876	No
213	GOM_NL__2PRFIN20070421_153629_000000442057_00269_26876_1813.N1	21-APR-2007 15:36:29	Straylight	43.500	78	Alp Lup	2.3040	28000.	87	26876	No
214	GOM_NL__2PRFIN20070421_153804_000000432057_00269_26876_1814.N1	21-APR-2007 15:38:04	Straylight	43.000	81	Eta Cen	2.3560	28000.	86	26876	No
215	GOM_NL__2PRFIN20070421_154019_000000472057_00269_26876_1815.N1	21-APR-2007 15:40:19	Straylight	46.500	54	5The Cen	2.0550	4500.0	93	26876	No
216	GOM_NL__2PRFIN20070421_154515_000000412057_00269_26876_1816.N1	21-APR-2007 15:45:15	Bright	40.500	106	9Bet Crv	2.6480	5600.0	81	26876	No
217	GOM_NL__2PRFIN20070421_154820_000000402057_00269_26876_1817.N1	21-APR-2007 15:48:20	Bright	39.500	15	67Alp Vir	0.97600	28000.	79	26876	No
218	GOM_NL__2PRFIN20070421_155122_000000372057_00269_26876_1818.N1	21-APR-2007 15:51:22	Bright	37.000	121	29Gam Vir	2.7400	7200.0	74	26876	No
219	GOM_NL__2PRFIN20070421_155457_000000372057_00269_26876_1819.N1	21-APR-2007 15:54:57	Bright	36.500	138	47Eps Vir	2.8280	4700.0	73	26876	No

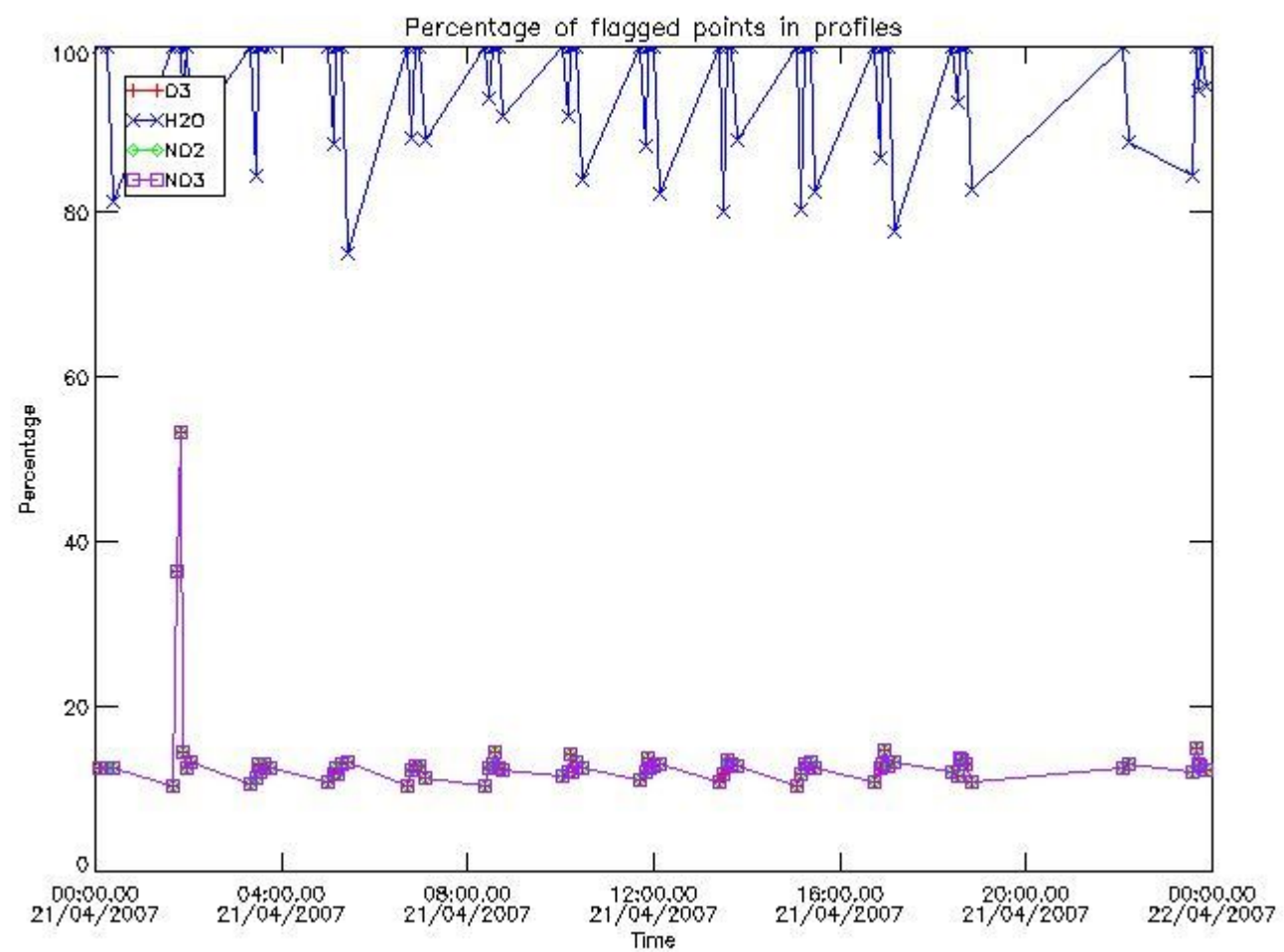
220	GOM_NL__2PRFIN20070421_160254_000000362057_00269_26876_1820.N1	21-APR-2007 16:02:54	Bright	35.500	152	12Alp2CVn	2.8900	11000.	71	26876	No
221	GOM_NL__2PRFIN20070421_160702_000000372057_00269_26876_1821.N1	21-APR-2007 16:07:02	Bright	36.500	87	64Gam UMa	2.4330	11000.	73	26876	No
222	GOM_NL__2PRFIN20070421_160932_000000382057_00269_26876_1822.N1	21-APR-2007 16:09:32	Bright	37.500	36	50Alp UMa	1.8000	6300.0	75	26876	No
223	GOM_NL__2PRFIN20070421_161414_000000382057_00269_26876_1823.N1	21-APR-2007 16:14:14	Bright	38.000	60	7Bet UMi	2.0810	3950.0	76	26876	No
224	GOM_NL__2PRFIN20070421_161725_000000362057_00269_26876_1824.N1	21-APR-2007 16:17:25	Bright	35.500	49	1Alp UMi	1.9900	6300.0	71	26876	No
225	GOM_NL__2PRFIN20070421_162555_000000342057_00269_26876_1825.N1	21-APR-2007 16:25:55	Bright	33.500	74	11Bet Cas	2.2680	6600.0	67	26876	No
226	GOM_NL__2PRFIN20070421_163449_000000382057_00269_26876_1826.N1	21-APR-2007 16:34:49	Bright	37.500	164	44Eta Peg	2.9480	5400.0	75	26876	No
227	GOM_NL__2PRFIN20070421_163857_000000412057_00269_26876_1827.N1	21-APR-2007 16:38:57	Tw_i_and_stray	40.500	90	54Alp Peg	2.4870	11000.	81	26876	No
228	GOM_NL__2PRFIN20070421_164448_000000482057_00269_26876_1828.N1	21-APR-2007 16:44:48	Dark	47.500	162	34Alp Aqr	2.9440	5350.0	95	26876	No
229	GOM_NL__2PRFIN20070421_165128_000000412057_00269_26876_1829.N1	21-APR-2007 16:51:28	Dark	41.000	18	24Alp PsA	1.1660	9700.0	82	26876	No
230	GOM_NL__2PRFIN20070421_165509_000000392057_00269_26876_1830.N1	21-APR-2007 16:55:09	Dark	39.000	172	Gam Gru	3.0030	13100.	78	26876	No
231	GOM_NL__2PRFIN20070421_165702_000000382057_00269_26876_1831.N1	21-APR-2007 16:57:02	Dark	38.000	31	Alp Gru	1.7340	15200.	76	26876	No
232	GOM_NL__2PRFIN20070421_170214_000000402057_00270_26877_1825.N1	21-APR-2007 17:02:14	Dark	40.000	45	Alp Pav	1.9400	26000.	80	26877	No
233	GOM_NL__2PRFIN20070421_170923_000000392057_00270_26877_1826.N1	21-APR-2007 17:09:23	Dark	38.500	43	Alp TrA	1.9100	4250.0	77	26877	No
234	GOM_NL__2PRFIN20070421_171132_000000392057_00270_26877_1827.N1	21-APR-2007 17:11:32	Straylight	39.000	134	Bet TrA	2.8100	6600.0	78	26877	No
235	GOM_NL__2PRFIN20070421_171349_000000512057_00270_26877_1828.N1	21-APR-2007 17:13:49	Straylight	51.000	4	Alp1Cen	-0.010000	5800.0	102	26877	No
236	GOM_NL__2PRFIN20070421_171706_000000402057_00270_26877_1829.N1	21-APR-2007 17:17:06	Straylight	39.500	78	Alp Lup	2.3040	28000.	79	26877	No
237	GOM_NL__2PRFIN20070421_171840_000000422057_00270_26877_1830.N1	21-APR-2007 17:18:40	Straylight	41.500	81	Eta Cen	2.3560	28000.	83	26877	No
238	GOM_NL__2PRFIN20070421_172055_000000452057_00270_26877_1831.N1	21-APR-2007 17:20:55	Straylight	44.500	54	5The Cen	2.0550	4500.0	89	26877	No
239	GOM_NL__2PRFIN20070421_172551_000000392057_00270_26877_1832.N1	21-APR-2007 17:25:51	Bright	38.500	106	9Bet Crv	2.6480	5600.0	77	26877	No
240	GOM_NL__2PRFIN20070421_172856_000000412057_00270_26877_1833.N1	21-APR-2007 17:28:56	Bright	41.000	15	67Alp Vir	0.97600	28000.	82	26877	No
241	GOM_NL__2PRFIN20070421_173158_000000372057_00270_26877_1834.N1	21-APR-2007 17:31:58	Bright	37.000	121	29Gam Vir	2.7400	7200.0	74	26877	No
242	GOM_NL__2PRFIN20070421_173533_000000372057_00270_26877_1835.N1	21-APR-2007 17:35:33	Bright	37.000	138	47Eps Vir	2.8280	4700.0	74	26877	No
243	GOM_NL__2PRFIN20070421_174330_000000362057_00270_26877_1836.N1	21-APR-2007 17:43:30	Bright	36.000	152	12Alp2CVn	2.8900	11000.	72	26877	No
244	GOM_NL__2PRFIN20070421_174738_000000362057_00270_26877_1837.N1	21-APR-2007 17:47:38	Bright	36.000	87	64Gam UMa	2.4330	11000.	72	26877	No
245	GOM_NL__2PRFIN20070421_175008_000000372057_00270_26877_1838.N1	21-APR-2007 17:50:08	Bright	37.000	36	50Alp UMa	1.8000	6300.0	74	26877	No
246	GOM_NL__2PRFIN20070421_175449_000000372057_00270_26877_1839.N1	21-APR-2007 17:54:49	Bright	37.000	60	7Bet UMi	2.0810	3950.0	74	26877	No
247	GOM_NL__2PRFIN20070421_175801_000000362057_00270_26877_1840.N1	21-APR-2007 17:58:01	Bright	36.000	49	1Alp UMi	1.9900	6300.0	72	26877	No
248	GOM_NL__2PRFIN20070421_180632_000000332057_00270_26877_1841.N1	21-APR-2007 18:06:32	Bright	33.000	74	11Bet Cas	2.2680	6600.0	66	26877	No
249	GOM_NL__2PRFIN20070421_181525_000000512057_00270_26877_1842.N1	21-APR-2007 18:15:25	Bright	50.500	164	44Eta Peg	2.9480	5400.0	101	26877	No
250	GOM_NL__2PRFIN20070421_181933_000000412057_00270_26877_1843.N1	21-APR-2007 18:19:33	Tw_i_and_stray	41.000	90	54Alp Peg	2.4870	11000.	82	26877	No
251	GOM_NL__2PRFIN20070421_182525_000000472057_00270_26877_1844.N1	21-APR-2007 18:25:25	Dark	46.500	162	34Alp Aqr	2.9440	5350.0	93	26877	No
252	GOM_NL__2PRFIN20070421_183204_000000452057_00270_26877_1845.N1	21-APR-2007 18:32:04	Dark	44.500	18	24Alp PsA	1.1660	9700.0	89	26877	No
253	GOM_NL__2PRFIN20070421_183546_000000412057_00270_26877_1846.N1	21-APR-2007 18:35:46	Dark	41.000	172	Gam Gru	3.0030	13100.	82	26877	No
254	GOM_NL__2PRFIN20070421_183739_000000382057_00270_26877_1847.N1	21-APR-2007 18:37:39	Dark	38.000	31	Alp Gru	1.7340	15200.	76	26877	No
255	GOM_NL__2PRFIN20070421_184250_000000402057_00271_26878_1878.N1	21-APR-2007 18:42:50	Dark	39.500	45	Alp Pav	1.9400	26000.	79	26878	No
256	GOM_NL__2PRFIN20070421_184959_000000472057_00271_26878_1879.N1	21-APR-2007 18:49:59	Dark	46.500	43	Alp TrA	1.9100	4250.0	93	26878	No
257	GOM_NL__2PRFIN20070421_185208_000000382057_00271_26878_1880.N1	21-APR-2007 18:52:08	Straylight	37.500	134	Bet TrA	2.8100	6600.0	75	26878	No
258	GOM_NL__2PRFIN20070421_185425_000000382057_00271_26878_1881.N1	21-APR-2007 18:54:25	Straylight	38.000	4	Alp1Cen	-0.010000	5800.0	76	26878	No
259	GOM_NL__2PRFIN20070421_220403_000000412057_00273_26880_1900.N1	21-APR-2007 22:04:03	Dark	40.500	45	Alp Pav	1.9400	26000.	81	26880	No
260	GOM_NL__2PRFIN20070421_221112_000000392057_00273_26880_1901.N1	21-APR-2007 22:11:12	Dark	39.000	43	Alp TrA	1.9100	4250.0	78	26880	No
261	GOM_NL__2PRFIN20070421_221321_000000362057_00273_26880_1902.N1	21-APR-2007 22:13:21	Straylight	36.000	134	Bet TrA	2.8100	6600.0	72	26880	No
262	GOM_NL__2PRFIN20070421_221537_000000432057_00273_26880_1903.N1	21-APR-2007 22:15:37	Straylight	43.000	4	Alp1Cen	-0.010000	5800.0	86	26880	No
263	GOM_NL__2PRFIN20070421_221854_000000422057_00273_26880_1904.N1	21-APR-2007 22:18:54	Straylight	42.000	78	Alp Lup	2.3040	28000.	84	26880	No
264	GOM_NL__2PRFIN20070421_222029_000000432057_00273_26880_1905.N1	21-APR-2007 22:20:29	Straylight	42.500	81	Eta Cen	2.3560	28000.	85	26880	No
265	GOM_NL__2PRFIN20070421_222244_000000472057_00273_26880_1906.N1	21-APR-2007 22:22:44	Straylight	47.000	54	5The Cen	2.0550	4500.0	94	26880	No
266	GOM_NL__2PRFIN20070421_222739_000000402057_00273_26880_1907.N1	21-APR-2007 22:27:39	Bright	40.000	106	9Bet Crv	2.6480	5600.0	80	26880	No
267	GOM_NL__2PRFIN20070421_223346_000000362057_00273_26880_1908.N1	21-APR-2007 22:33:46	Bright	36.000	121	29Gam Vir	2.7400	7200.0	72	26880	No
268	GOM_NL__2PRFIN20070421_223720_000000372057_00273_26880_1909.N1	21-APR-2007 22:37:20	Bright	37.000	138	47Eps Vir	2.8280	4700.0	74	26880	No
269	GOM_NL__2PRFIN20070421_224517_000000362057_00273_26880_1910.N1	21-APR-2007 22:45:17	Bright	35.500	152	12Alp2CVn	2.8900	11000.	71	26880	No
270	GOM_NL__2PRFIN20070421_224714_000000362057_00273_26880_1911.N1	21-APR-2007 22:47:14	Bright	35.500	174	52Psi UMa	3.0040	4400.0	71	26880	No
271	GOM_NL__2PRFIN20070421_224926_000000352057_00273_26880_1912.N1	21-APR-2007 22:49:26	Bright	35.000	87	64Gam UMa	2.4330	11000.	70	26880	No
272	GOM_NL__2PRFIN20070421_225156_000000372057_00273_26880_1913.N1	21-APR-2007 22:51:56	Bright	36.500	36	50Alp UMa	1.8000	6300.0	73	26880	No
273	GOM_NL__2PRFIN20070421_225949_000000362057_00273_26880_1914.N1	21-APR-2007 22:59:49	Bright	36.000	49	1Alp UMi	1.9900	6300.0	72	26880	No
274	GOM_NL__2PRFIN20070421_230731_000000422057_00273_26880_1915.N1	21-APR-2007 23:07:31	Bright	41.500	76	27Gam Cas	2.3000	30000.	83	26880	No
275	GOM_NL__2PRFIN20070421_230848_000000522057_00273_26880_1916.N1	21-APR-2007 23:08:48	Bright	52.000	68	18Alp Cas	2.2250	4500.0	104	26880	No
276	GOM_NL__2PRFIN20070421_231713_000000392057_00273_26880_1917.N1	21-APR-2007 23:17:13	Bright	38.500	164	44Eta Peg	2.9480	5400.0	77	26880	No
277	GOM_NL__2PRFIN20070421_232122_000000422057_00273_26880_1918.N1	21-APR-2007 23:21:22	Tw_i_and_stray	41.500	90	54Alp Peg	2.4870	11000.	83	26880	No
278	GOM_NL__2PRFIN20070421_233353_000000422057_00273_26880_1919.N1	21-APR-2007 23:33:53	Dark	42.000	18	24Alp PsA	1.1660	9700.0	84	26880	No

279	GOM_NL__2PRFIN20070421_233928_000000382057_00273_26880_1920.N1	21-APR-2007 23:39:28	Dark	37.500	31	Alp Gru	1.7340	15200.	75	26880	No
280	GOM_NL__2PRFIN20070421_234229_000000392057_00273_26880_1921.N1	21-APR-2007 23:42:29	Dark	39.000	148	Alp Tuc	2.8780	4100.0	78	26880	No
281	GOM_NL__2PRFIN20070421_234440_000000402057_00274_26881_1928.N1	21-APR-2007 23:44:40	Dark	40.000	45	Alp Pav	1.9400	26000.	80	26881	No
282	GOM_NL__2PRFIN20070421_235148_000000422057_00274_26881_1929.N1	21-APR-2007 23:51:48	Dark	41.500	43	Alp TrA	1.9100	4250.0	83	26881	No
283	GOM_NL__2PRFIN20070421_235357_000000382057_00274_26881_1930.N1	21-APR-2007 23:53:57	Straylight	38.000	134	Bet TrA	2.8100	6600.0	76	26881	No
284	GOM_NL__2PRFIN20070421_235614_000000442057_00274_26881_1931.N1	21-APR-2007 23:56:14	Straylight	43.500	4	Alp1Cen	-0.010000	5800.0	87	26881	No
285	GOM_NL__2PRFIN20070421_235931_000000402057_00274_26881_1932.N1	21-APR-2007 23:59:31	Straylight	40.000	78	Alp Lup	2.3040	28000.	80	26881	No

3. Quality information per product

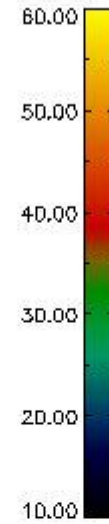
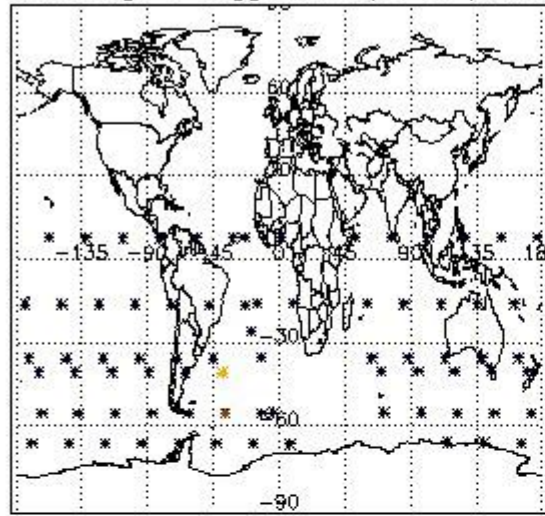
In this section it is plotted some information contained in the Quality Summary data set of the level 2 products. Only products in dark limb conditions and without errors (error flag in the MPH set to "0") are used.

3.1 Plot quality information per product (time dependant)

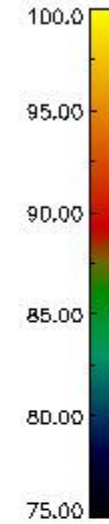
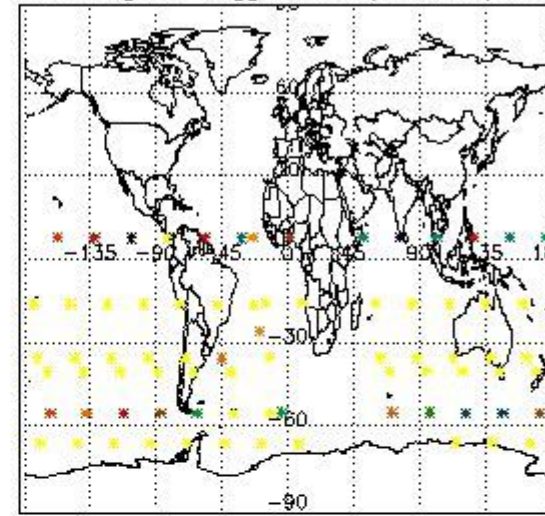


3.2 Plot quality information per product (world map)


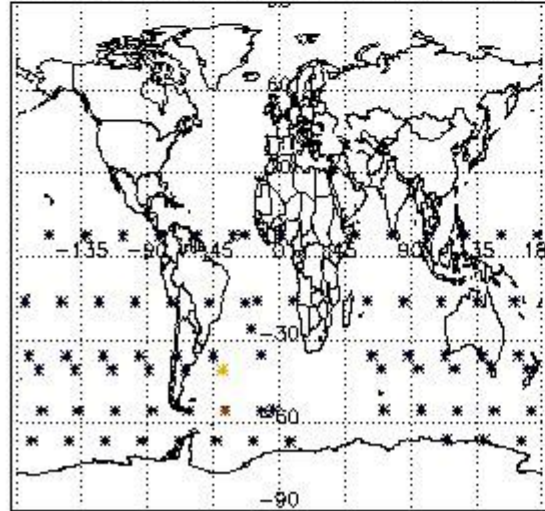
Percentage of flagged data per O3 profile



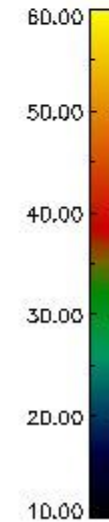
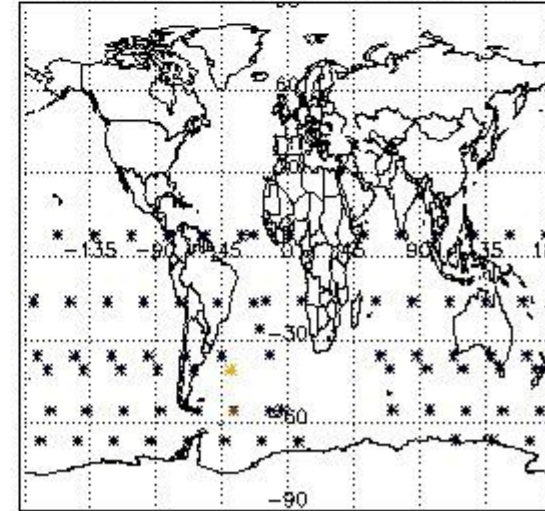
Percentage of flagged data per H2O profile



Percentage of flagged data per NO2 profile



Percentage of flagged data per NO3 profile

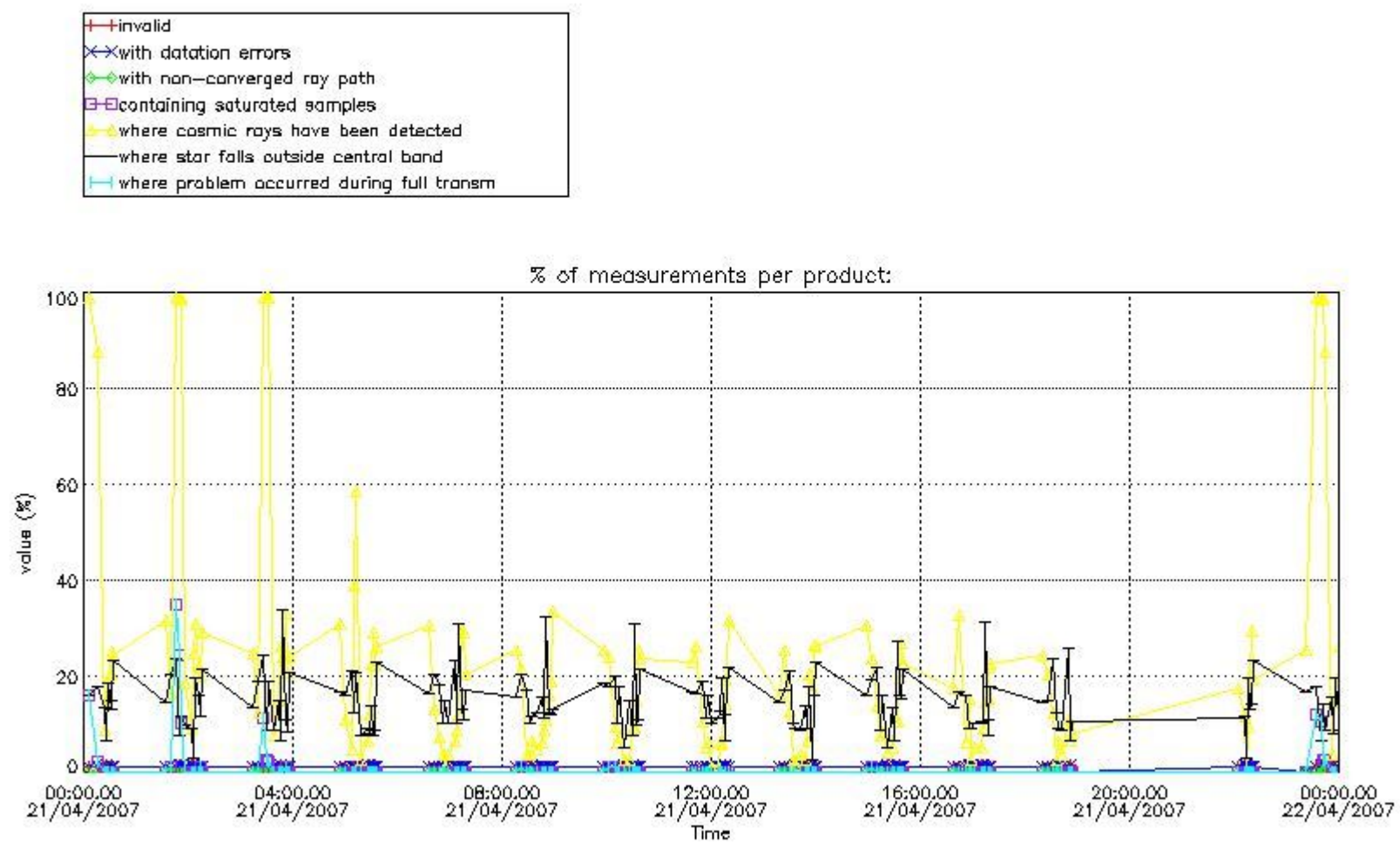


4. Level 1 quality information per product

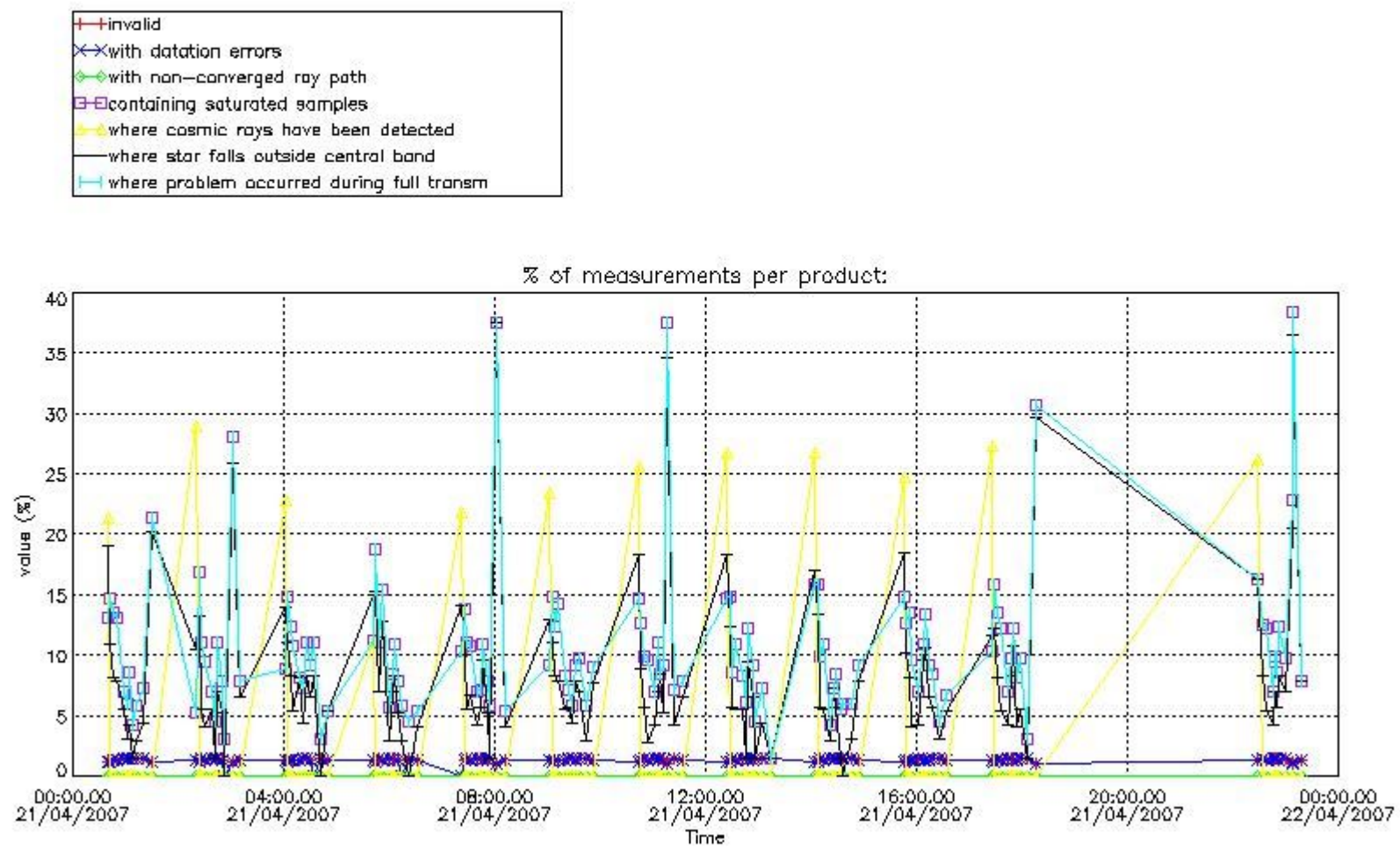
In this section it is plotted some information contained in the Quality Summary data set of the level 2 products that comes from the level 1b processing. Products without errors (error flag in the MPH set to "0") are used.

4.1 Plot quality information per product (time dependant) coming from level 1b processing

4.1.1 Plot level 1 quality information per product (time dependant): ENVISAT ASCENDING passes

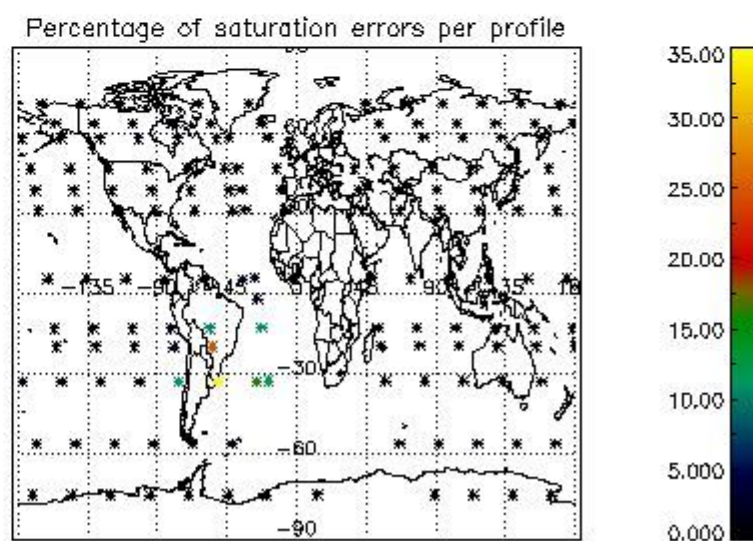
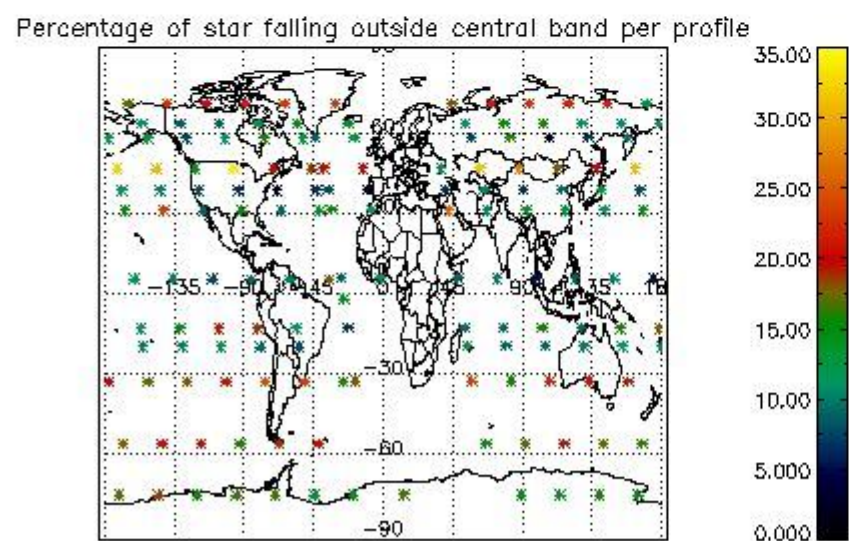
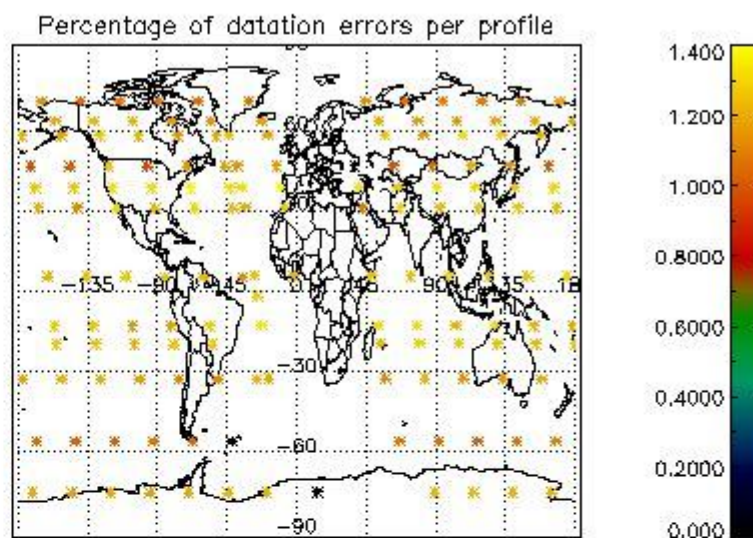
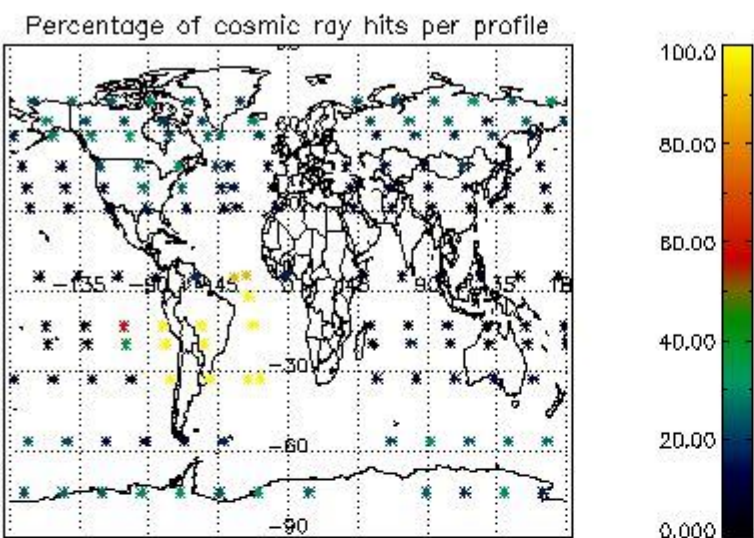


4.1.2 Plot level 1 quality information per product (time dependant): ENVI SAT DESCENDING passes

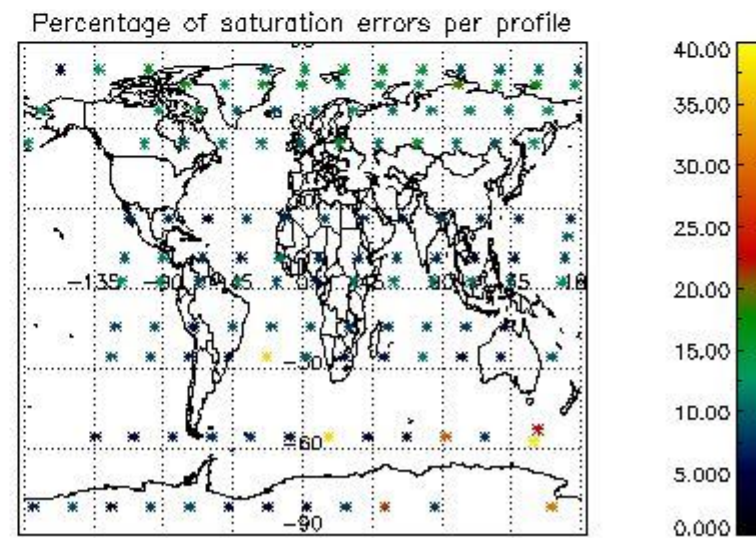
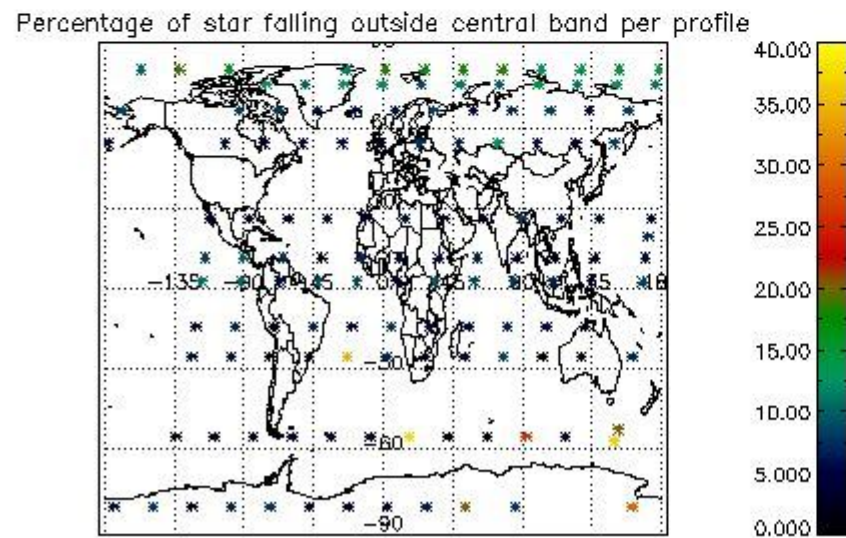
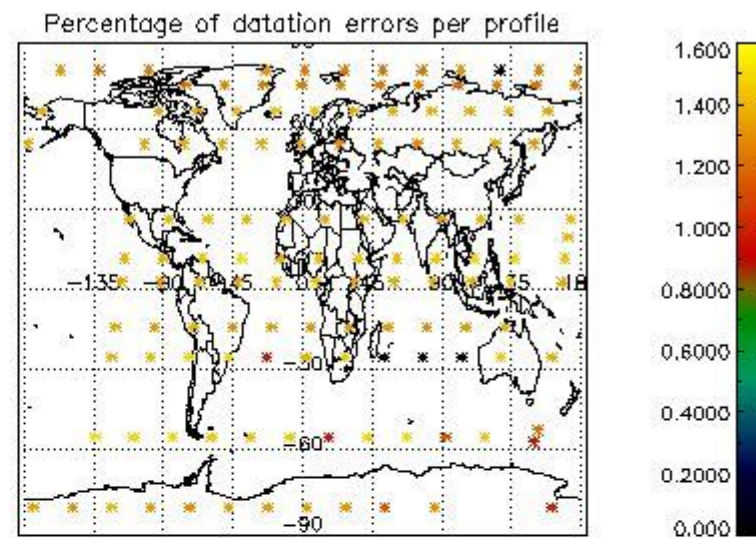
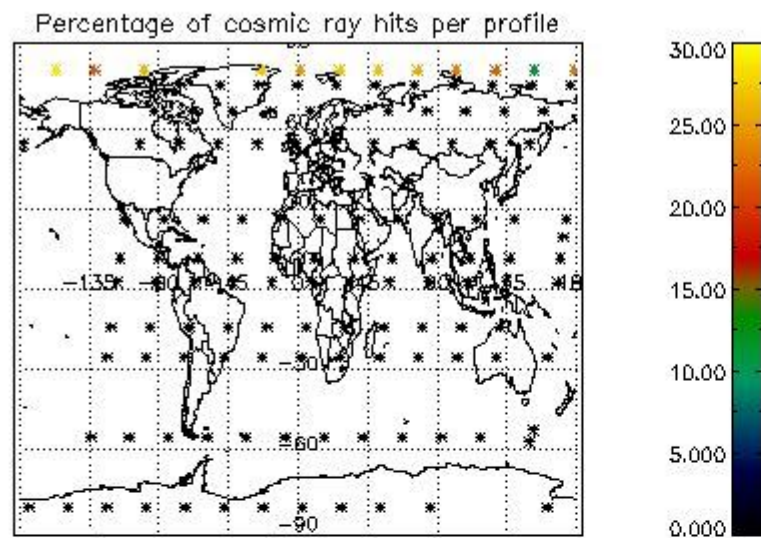


4.2 Plot quality information per product coming from level 1b processing (world map)

4.2.1 Plot level 1 quality information per product (world map): ENVISAT ASCENDING passes



4.2.2 Plot level 1 quality information per product (world map): ENVISAT DESCENDING passes



5. Trace gas profiles

5.1 Ozone statistics based on quality of products

The final quality of the products can be "measured" using the STD (Standard Deviation) attached to every point profile. This information is written to the parameter GOM_NL__2P/NL_LOCAL_SPECIES_DENSITY/o3_std of the level 2 products. The table below shows the statistics for given STD ranges.

The statistics are given with respect to the overall valid production:

- Products without fatal errors: GOM_NL__2P/MPH/PRODUCT_ERR=0
- Valid point profile: GOM_NL__2P/NL_LOCAL_SPECIES_DENSITY/pcd(0)=0

The 'Criteria' is applied to valid points of dark limb products:

- Products in dark limb illumination condition: GOM_NL__2P/NL_SUMMARY_QUALITY/obs_ill_cond=0
- Products without fatal errors: GOM_NL__2P/MPH/PRODUCT_ERR=0
- Valid point profile: GOM_NL__2P/NL_LOCAL_SPECIES_DENSITY/pcd(0)=0

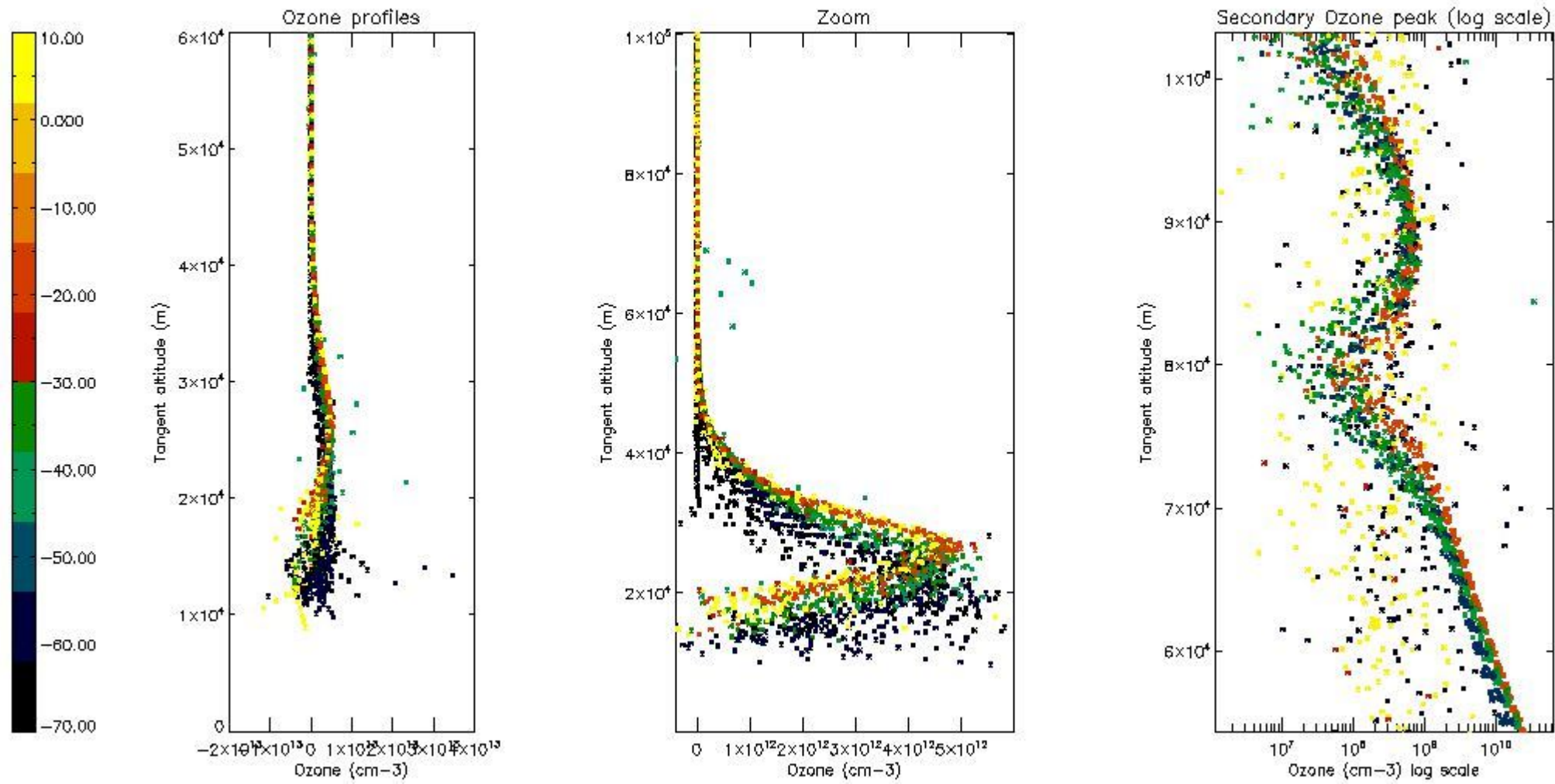
So, the table below shows the percentage of dark limb and valid observations for each criteria with respect to the overall valid daily observations.

Criteria	% of total production
All STD	28
STD < 20	15

STD < 10	11
STD < 5	7

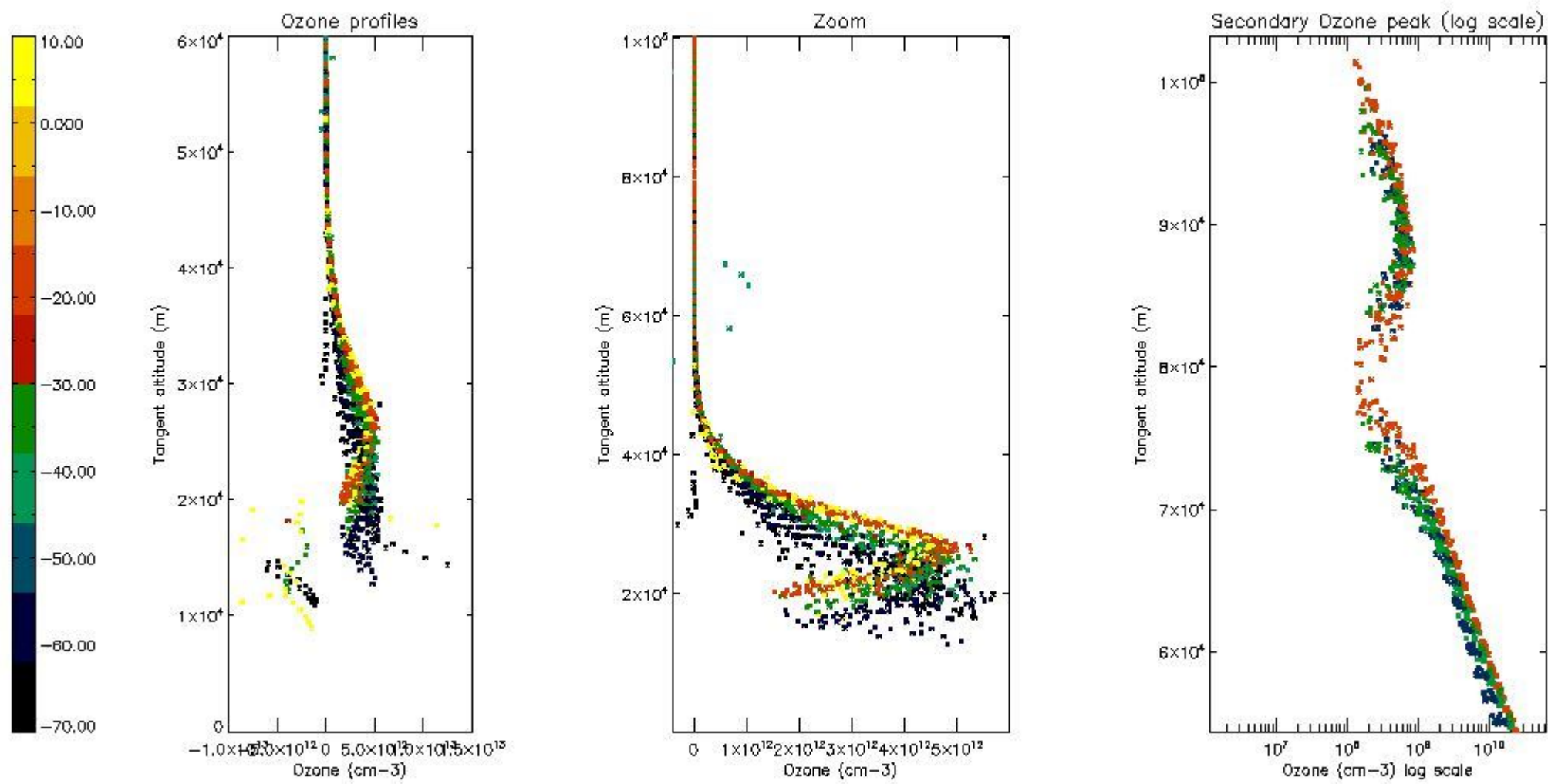
5.2 Plot ozone profiles for all STD (dark without errors)

The colorbar represents the latitude.



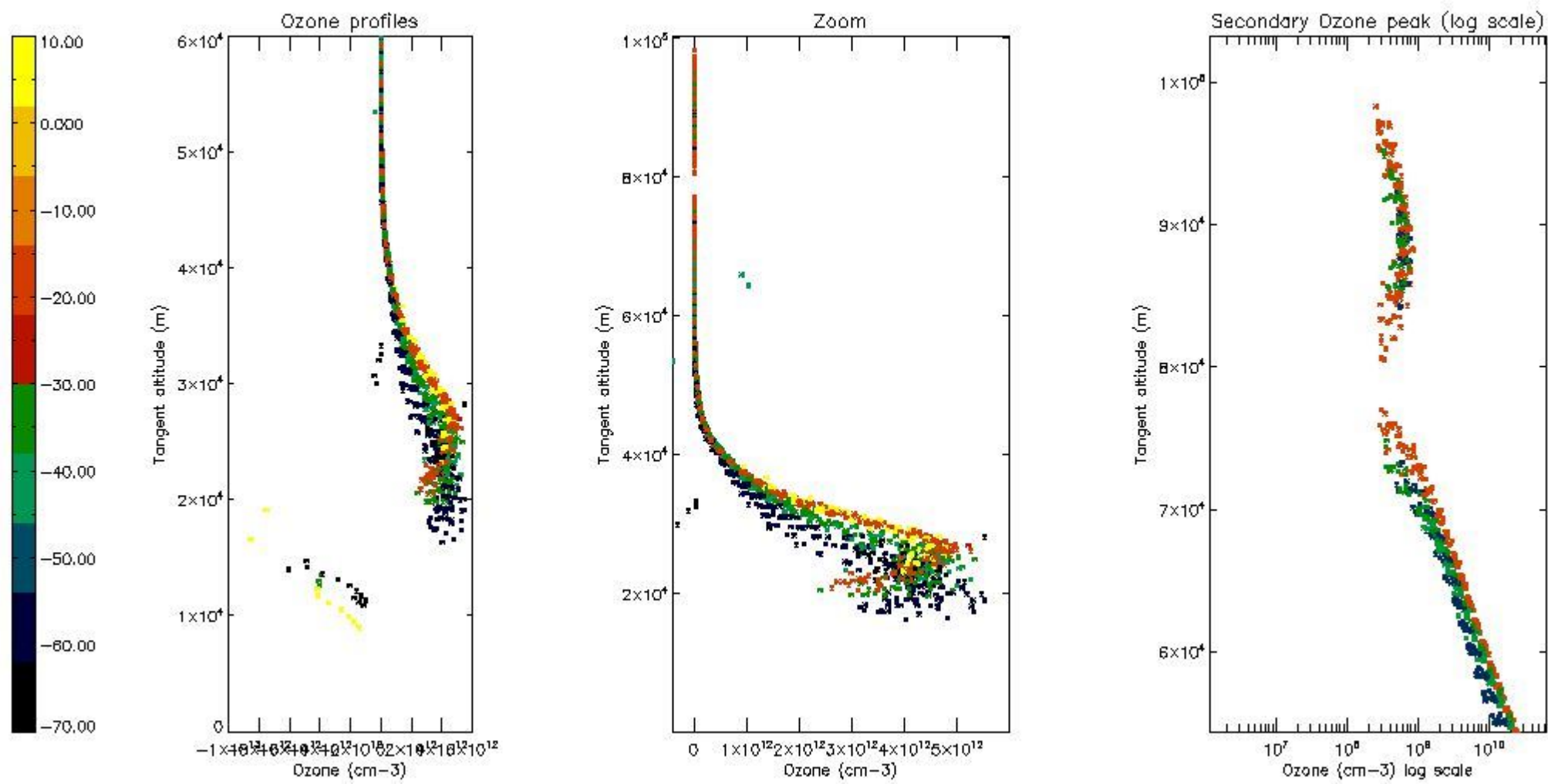
5.3 Plot ozone profiles where STD < 20% (dark without errors)

The colorbar represents the latitude.



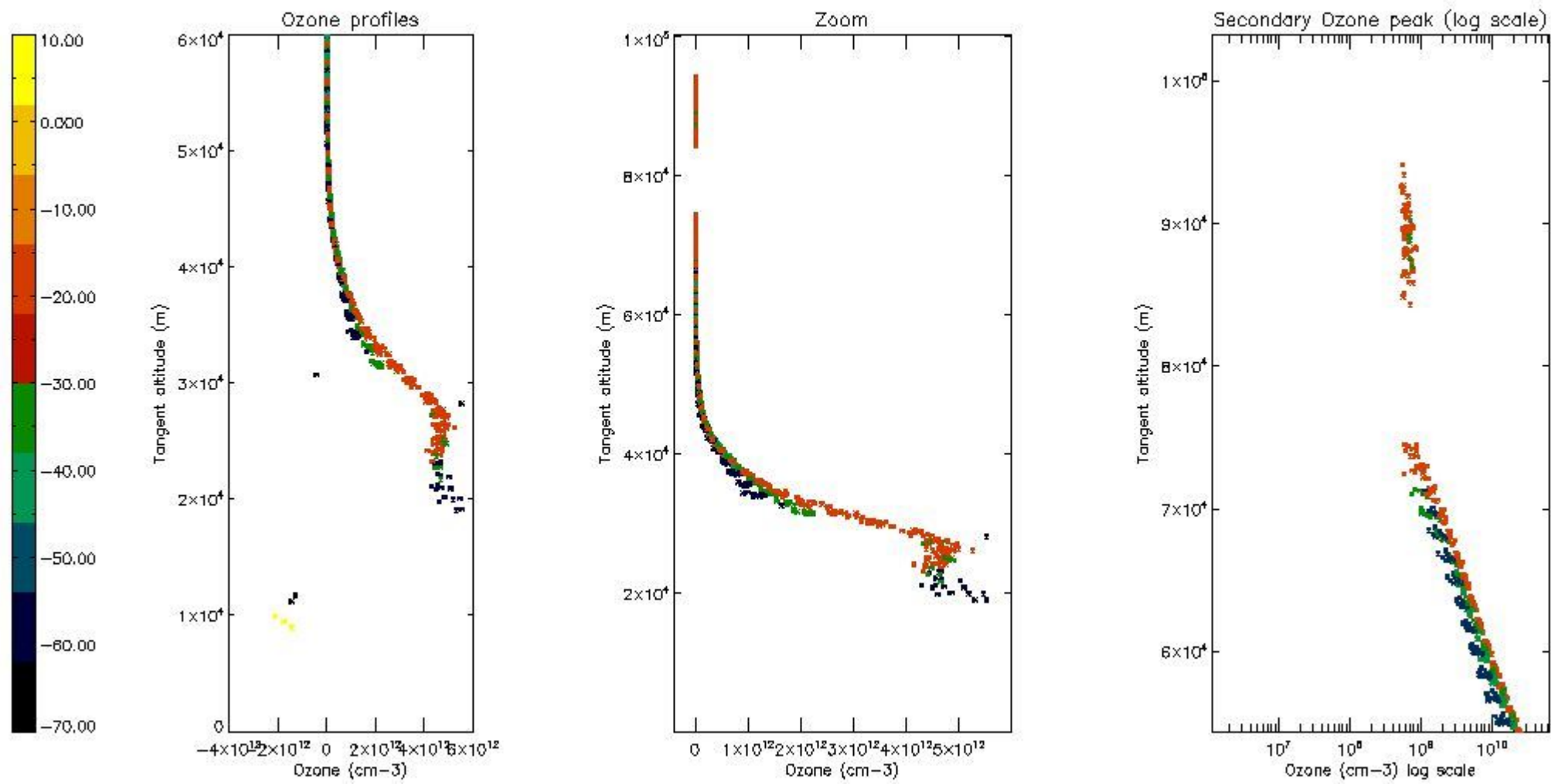
5.4 Plot ozone profiles where STD < 10% (dark without errors)

The colorbar represents the latitude.



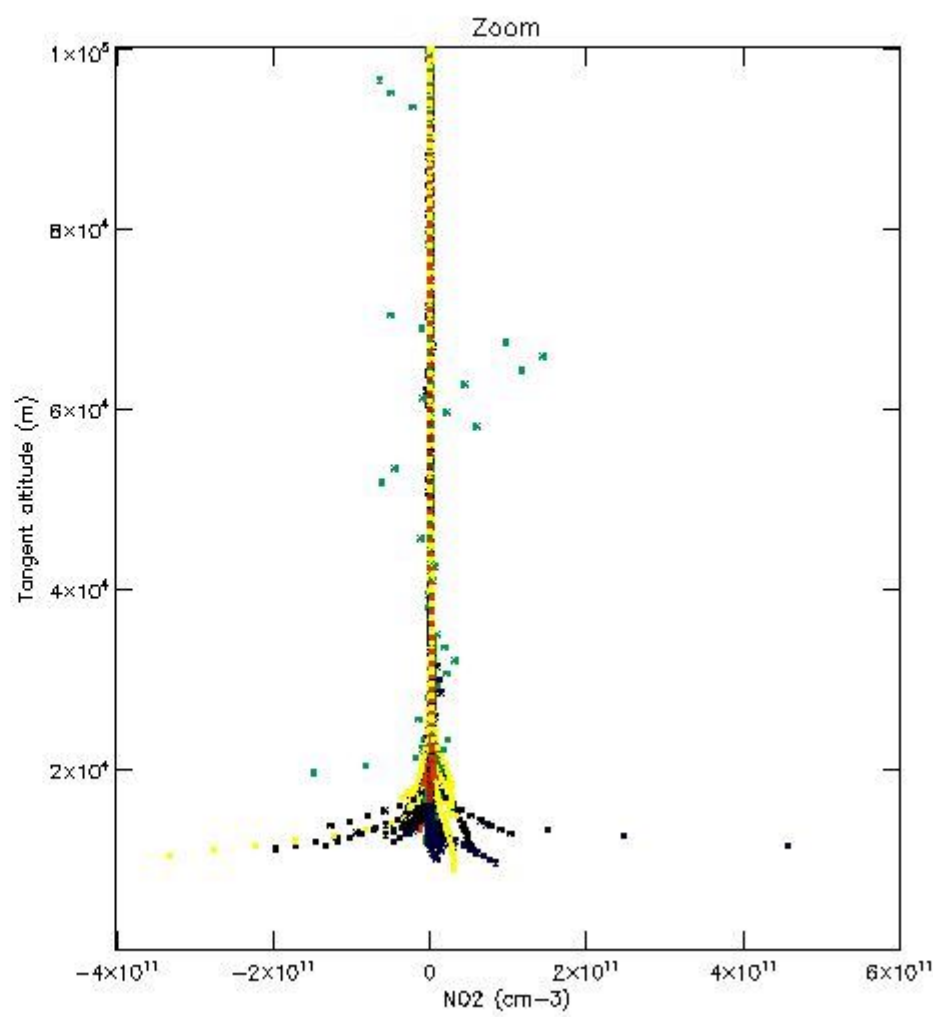
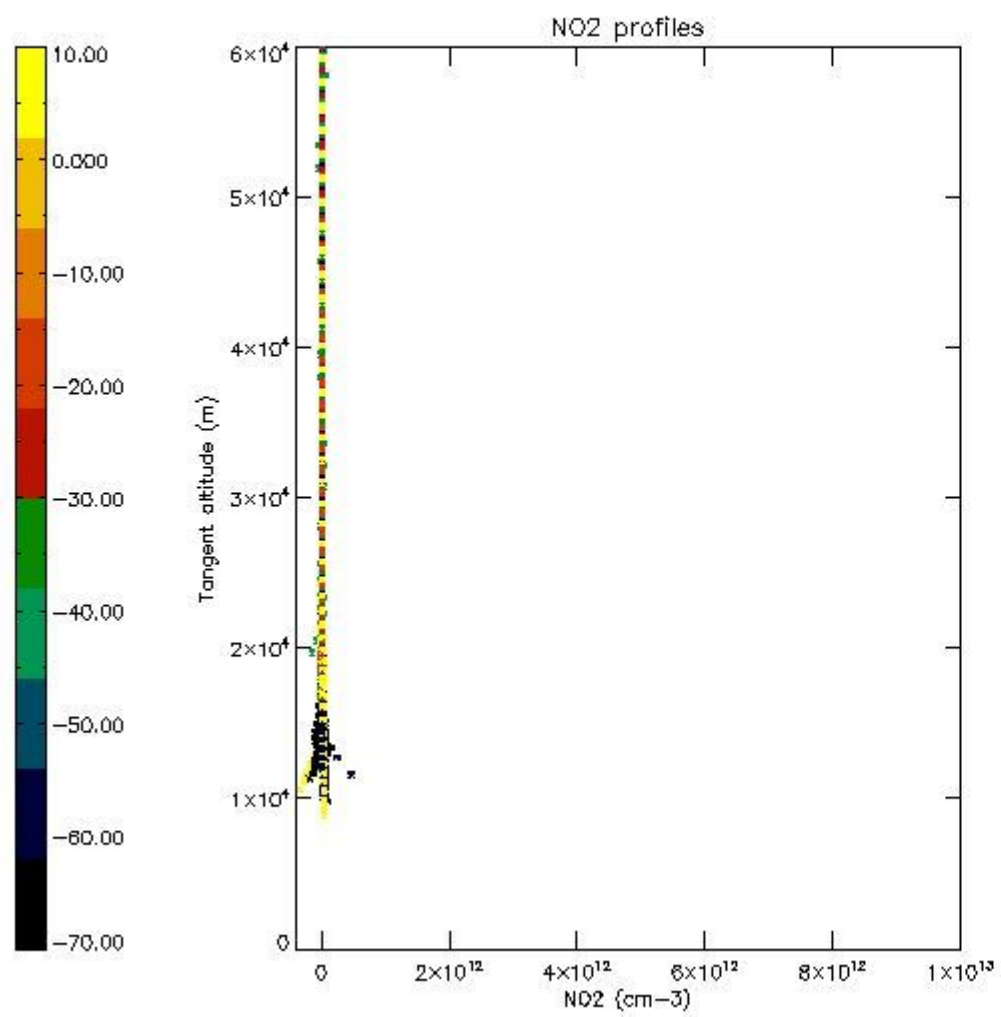
5.5 Plot ozone profiles where STD < 5% (dark without errors)

The colorbar represents the latitude.



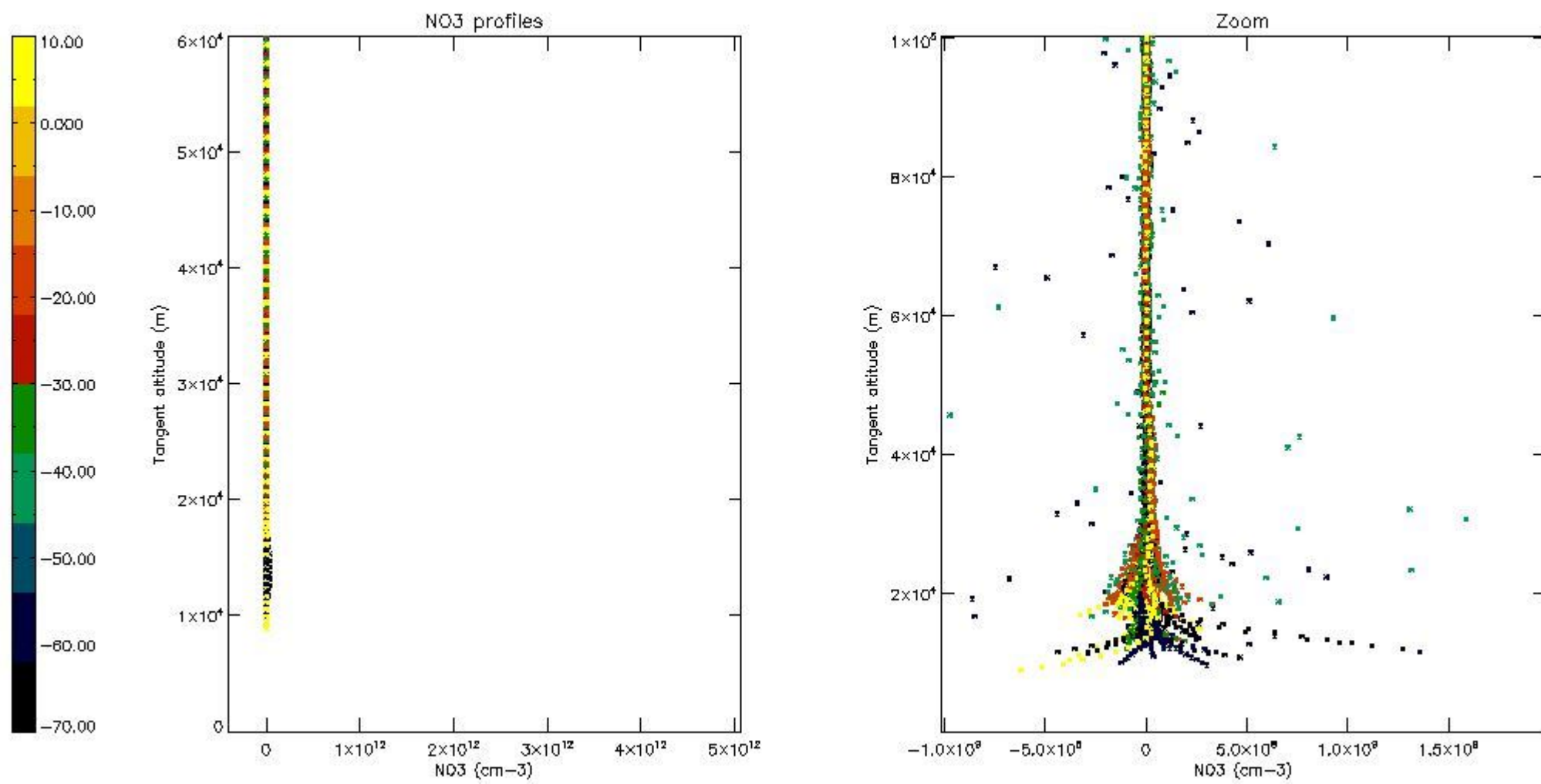
5.6 Plot NO₂ profiles for all STD (dark without errors)

The colorbar represents the latitude.



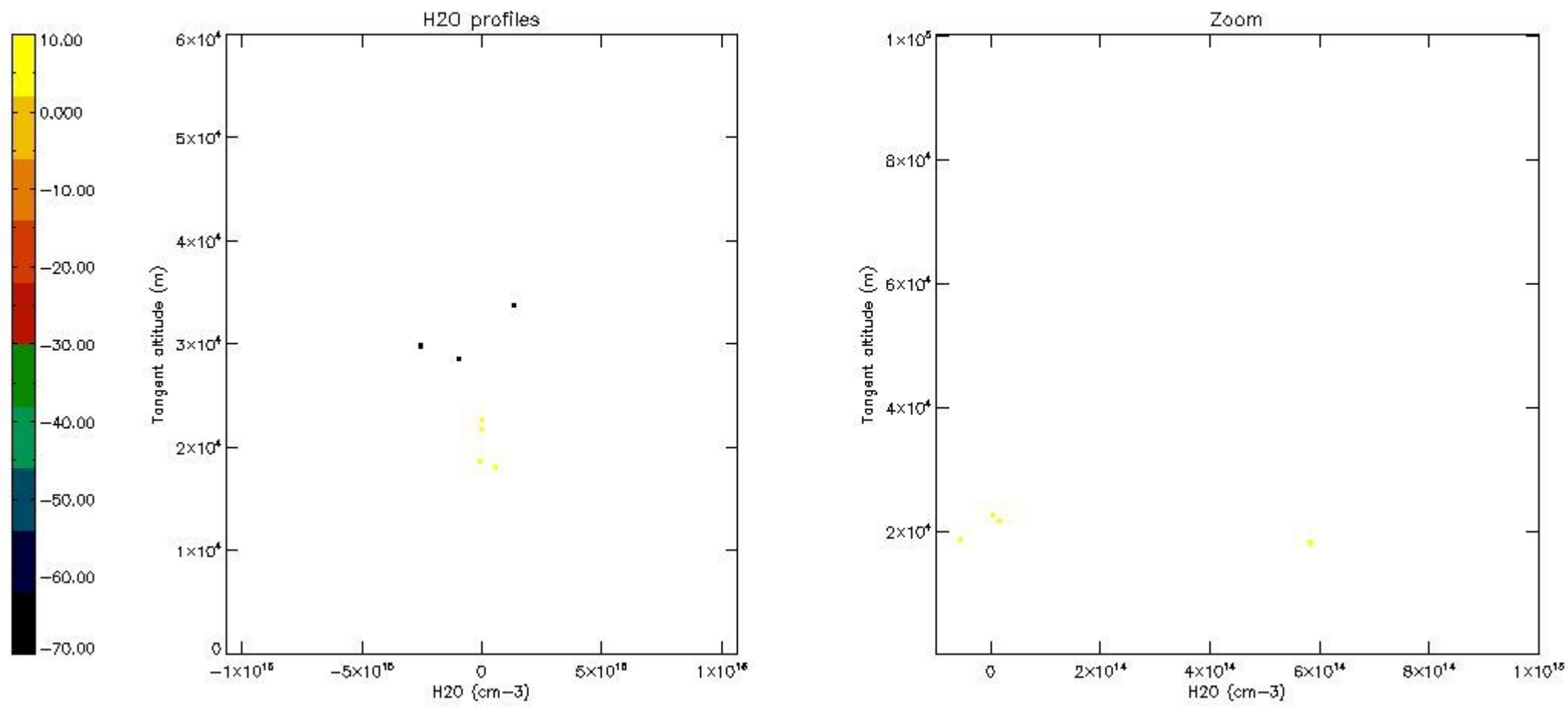
5.7 Plot NO3 profiles for all STD (dark without errors)

The colorbar represents the latitude.



5.8 Plot H₂O profiles for all STD (only for occultations of stars 1,2,3,4,13,14,16,26,63 dark without errors)

The colorbar represents the latitude.



6. Auxiliary Data Files used for the production reported in section 2

The number reported in the third column indicates since which file (see list in section 2) the corresponding auxiliary file has been used. The fourth column is the date of those product files.

Type	Auxiliary Filename	Used since product	Used since product date
INST_PHYS_CHARACTERISTICS	GOM_INS_AXVIEC20091111_143220_20030716_120000_20500101_000000	1	21-APR-2007 00:05:25
LEVEL-2_PROC_CONFIG	GOM_PR2_AXVIEC20091111_152718_20020301_000000_20500101_000000	1	21-APR-2007 00:05:25
CROSS_SECTIONS_FILE	GOM_CRS_AXVIEC20091111_154832_20020301_000000_20500101_000000	1	21-APR-2007 00:05:25

GOMOS Level 2 Daily Report

SUMMARY

[1. General Info](#)

[2. Summary of processed GOM_NL_2P products](#)

[3. Level 2 Quality information per product](#)

[3.1 Plot of level 2 quality information per product \(time dependant\)](#)

[3.2 Plot of level 2 quality information per product \(world map\)](#)

[4. Level 1 Quality information per product \(stored on level 2 products\)](#)

[4.1 Plot of level 1 quality information per product \(time dependant\)](#)

[4.1.1 Plot of level 1 quality information per product \(time dependant\): ASCENDING](#)

[4.1.2 Plot of level 1 quality information per product \(time dependant\): DESCENDING](#)

[4.2 Plot of level 1 quality information per product \(world map\)](#)

[4.2.1 Plot of level 1 quality information per product \(world map\): ASCENDING](#)

[4.2.2 Plot of level 1 quality information per product \(world map\): DESCENDING](#)

[5. Ozone profiles based on quality statistics and other trace gas profiles](#)

[5.1 Ozone statistics based on quality of products](#)

[5.2 Plot ozone profiles for all STD \(dark without errors\)](#)

[5.3 Plot ozone profiles where STD < 20% \(dark without errors\)](#)

[5.4. Plot ozone profiles where STD < 10% \(dark without errors\)](#)

[5.5. Plot ozone profiles where STD < 5% \(dark without errors\)](#)

[5.6 Plot NO2 profiles for all STD \(dark without errors\)](#)

[5.7 Plot NO3 profiles for all STD \(dark without errors\)](#)

[5.8 Plot H2O profiles \(only for occultations of stars 1,2,3,4,13,14,16,26,63 dark without errors\) for all STD](#)

[6. Auxiliary Data Files used for the production reported in section 2](#)

This report presents the daily analysis on parameters extracted from GOMOS level 2 data (GOM_NL__2P). It is intended to monitor some important parameters that will impact the quality of these products. A list of level 2 products (and content) that have arrived during the reporting day to the PCF is also given.

Item	Value
Time of report generation	22APR2013 18:42:33
Data source version	GOMOS/6.01
Start time of products	21-04-2007 (21APR2007 00:00:00)
Stop time of products	22-04-2007 (22APR2007 00:00:00)
Store outputs in DB	Yes
Nb of level 2 prods	285
Nb of prods with errors	0

2. Summary of processed GOM_NL__2P products.

Nr	Filename	UTC Start time	Limb	Duration	Star Id	Star Name	Star Mag	Star Temp	Nb Meas	Orbit	Prod. error
1	GOM_NL__2PRFIN20070421_000525_000000412057_00259_26866_1671.N1	21-APR-2007 00:05:25	Dark	41.000	18	24Alp PsA	1.1660	9700.0	82	26866	No
2	GOM_NL__2PRFIN20070421_001608_000000452057_00260_26867_1662.N1	21-APR-2007 00:16:08	Dark	44.500	45	Alp Pav	1.9400	26000.	89	26867	No
3	GOM_NL__2PRFIN20070421_002319_000000412057_00260_26867_1663.N1	21-APR-2007 00:23:19	Dark	40.500	43	Alp TrA	1.9100	4250.0	81	26867	No
4	GOM_NL__2PRFIN20070421_002528_000000382057_00260_26867_1664.N1	21-APR-2007 00:25:28	Straylight	38.000	134	Bet TrA	2.8100	6600.0	76	26867	No
5	GOM_NL__2PRFIN20070421_002746_000000432057_00260_26867_1665.N1	21-APR-2007 00:27:46	Straylight	43.000	4	Alp1Cen	-0.010000	5800.0	86	26867	No
6	GOM_NL__2PRFIN20070421_003102_000000422057_00260_26867_1666.N1	21-APR-2007 00:31:02	Straylight	42.000	78	Alp Lup	2.3040	28000.	84	26867	No
7	GOM_NL__2PRFIN20070421_003237_000000442057_00260_26867_1667.N1	21-APR-2007 00:32:37	Straylight	44.000	81	Eta Cen	2.3560	28000.	88	26867	No
8	GOM_NL__2PRFIN20070421_003453_000000482057_00260_26867_1668.N1	21-APR-2007 00:34:53	Straylight	47.500	54	5The Cen	2.0550	4500.0	95	26867	No
9	GOM_NL__2PRFIN20070421_003949_000000422057_00260_26867_1669.N1	21-APR-2007 00:39:49	Twilight_stray	42.000	106	9Bet Crv	2.6480	5600.0	84	26867	No
10	GOM_NL__2PRFIN20070421_004255_000000412057_00260_26867_1670.N1	21-APR-2007 00:42:55	Bright	41.000	15	67Alp Vir	0.97600	28000.	82	26867	No
11	GOM_NL__2PRFIN20070421_004558_000000372057_00260_26867_1671.N1	21-APR-2007 00:45:58	Bright	37.000	121	29Gam Vir	2.7400	7200.0	74	26867	No
12	GOM_NL__2PRFIN20070421_004934_000000382057_00260_26867_1672.N1	21-APR-2007 00:49:34	Bright	38.000	138	47Eps Vir	2.8280	4700.0	76	26867	No
13	GOM_NL__2PRFIN20070421_005732_000000362057_00260_26867_1673.N1	21-APR-2007 00:57:32	Bright	36.000	152	12Alp2CVn	2.8900	11000.	72	26867	No
14	GOM_NL__2PRFIN20070421_010138_000000342057_00260_26867_1674.N1	21-APR-2007 01:01:38	Bright	33.500	87	64Gam UMa	2.4330	11000.	67	26867	No
15	GOM_NL__2PRFIN20070421_010407_000000352057_00260_26867_1675.N1	21-APR-2007 01:04:07	Bright	35.000	36	50Alp UMa	1.8000	6300.0	70	26867	No
16	GOM_NL__2PRFIN20070421_010852_000000362057_00260_26867_1676.N1	21-APR-2007 01:08:52	Bright	36.000	60	7Bet UMi	2.0810	3950.0	72	26867	No
17	GOM_NL__2PRFIN20070421_011202_000000352057_00260_26867_1677.N1	21-APR-2007 01:12:02	Bright	34.500	49	1Alp UMi	1.9900	6300.0	69	26867	No
18	GOM_NL__2PRFIN20070421_012031_000000352057_00260_26867_1678.N1	21-APR-2007 01:20:31	Bright	34.500	74	11Bet Cas	2.2680	6600.0	69	26867	No
19	GOM_NL__2PRFIN20070421_012924_000000452057_00260_26867_1679.N1	21-APR-2007 01:29:24	Bright	44.500	164	44Eta Peg	2.9480	5400.0	89	26867	No
20	GOM_NL__2PRFIN20070421_013331_000000412057_00260_26867_1680.N1	21-APR-2007 01:33:31	Twilight_stray	41.000	90	54Alp Peg	2.4870	11000.	82	26867	No
21	GOM_NL__2PRFIN20070421_013920_000000492057_00260_26867_1681.N1	21-APR-2007 01:39:20	Dark	49.000	162	34Alp Aqr	2.9440	5350.0	98	26867	No
22	GOM_NL__2PRFIN20070421_014601_000000452057_00260_26867_1682.N1	21-APR-2007 01:46:01	Dark	44.500	18	24Alp PsA	1.1660	9700.0	89	26867	No
23	GOM_NL__2PRFIN20070421_014941_000000392057_00260_26867_1683.N1	21-APR-2007 01:49:41	Dark	39.000	172	Gam Gru	3.0030	13100.	78	26867	No
24	GOM_NL__2PRFIN20070421_015135_000000392057_00260_26867_1684.N1	21-APR-2007 01:51:35	Dark	39.000	31	Alp Gru	1.7340	15200.	78	26867	No
25	GOM_NL__2PRFIN20070421_015645_000000412057_00261_26868_1678.N1	21-APR-2007 01:56:45	Dark	40.500	45	Alp Pav	1.9400	26000.	81	26868	No
26	GOM_NL__2PRFIN20070421_020356_000000392057_00261_26868_1679.N1	21-APR-2007 02:03:56	Dark	38.500	43	Alp TrA	1.9100	4250.0	77	26868	No
27	GOM_NL__2PRFIN20070421_020604_000000372057_00261_26868_1680.N1	21-APR-2007 02:06:04	Straylight	36.500	134	Bet TrA	2.8100	6600.0	73	26868	No
28	GOM_NL__2PRFIN20070421_020822_000000442057_00261_26868_1681.N1	21-APR-2007 02:08:22	Straylight	43.500	4	Alp1Cen	-0.010000	5800.0	87	26868	No
29	GOM_NL__2PRFIN20070421_021138_000000442057_00261_26868_1682.N1	21-APR-2007 02:11:38	Straylight	43.500	78	Alp Lup	2.3040	28000.	87	26868	No
30	GOM_NL__2PRFIN20070421_021313_000000432057_00261_26868_1683.N1	21-APR-2007 02:13:13	Straylight	42.500	81	Eta Cen	2.3560	28000.	85	26868	No
31	GOM_NL__2PRFIN20070421_021529_000000472057_00261_26868_1684.N1	21-APR-2007 02:15:29	Straylight	46.500	54	5The Cen	2.0550	4500.0	93	26868	No
32	GOM_NL__2PRFIN20070421_022025_000000382057_00261_26868_1685.N1	21-APR-2007 02:20:25	Twilight_stray	38.000	106	9Bet Crv	2.6480	5600.0	76	26868	No
33	GOM_NL__2PRFIN20070421_022332_000000422057_00261_26868_1686.N1	21-APR-2007 02:23:32	Bright	41.500	15	67Alp Vir	0.97600	28000.	83	26868	No
34	GOM_NL__2PRFIN20070421_022634_000000362057_00261_26868_1687.N1	21-APR-2007 02:26:34	Bright	36.000	121	29Gam Vir	2.7400	7200.0	72	26868	No
35	GOM_NL__2PRFIN20070421_023009_000000372057_00261_26868_1688.N1	21-APR-2007 02:30:09	Bright	37.000	138	47Eps Vir	2.8280	4700.0	74	26868	No
36	GOM_NL__2PRFIN20070421_023808_000000362057_00261_26868_1689.N1	21-APR-2007 02:38:08	Bright	36.000	152	12Alp2CVn	2.8900	11000.	72	26868	No
37	GOM_NL__2PRFIN20070421_024214_000000342057_00261_26868_1690.N1	21-APR-2007 02:42:14	Bright	33.500	87	64Gam UMa	2.4330	11000.	67	26868	No
38	GOM_NL__2PRFIN20070421_024443_000000362057_00261_26868_1691.N1	21-APR-2007 02:44:43	Bright	36.000	36	50Alp UMa	1.8000	6300.0	72	26868	No
39	GOM_NL__2PRFIN20070421_024928_000000382057_00261_26868_1692.N1	21-APR-2007 02:49:28	Bright	38.000	60	7Bet UMi	2.0810	3950.0	76	26868	No
40	GOM_NL__2PRFIN20070421_025238_000000332057_00261_26868_1693.N1	21-APR-2007 02:52:38	Bright	32.500	49	1Alp UMi	1.9900	6300.0	65	26868	No
41	GOM_NL__2PRFIN20070421_030107_000000452057_00261_26868_1694.N1	21-APR-2007 03:01:07	Bright	44.500	74	11Bet Cas	2.2680	6600.0	89	26868	No
42	GOM_NL__2PRFIN20070421_031000_000000382057_00261_26868_1695.N1	21-APR-2007 03:10:00	Bright	38.000	164	44Eta Peg	2.9480	5400.0	76	26868	No

43	GOM_NL__2PRFIN20070421_031408_000000412057_00261_26868_1696.N1	21-APR-2007 03:14:08	Twilight	40.500	90	54Alp Peg	2.4870	11000.	81	26868	No
44	GOM_NL__2PRFIN20070421_031957_000000482057_00261_26868_1697.N1	21-APR-2007 03:19:57	Dark	48.000	162	34Alp Aqr	2.9440	5350.0	96	26868	No
45	GOM_NL__2PRFIN20070421_032637_000000452057_00261_26868_1698.N1	21-APR-2007 03:26:37	Dark	45.000	18	24Alp PsA	1.1660	9700.0	90	26868	No
46	GOM_NL__2PRFIN20070421_033017_000000402057_00261_26868_1699.N1	21-APR-2007 03:30:17	Dark	39.500	172	Gam Gru	3.0030	13100.	79	26868	No
47	GOM_NL__2PRFIN20070421_033212_000000432057_00261_26868_1700.N1	21-APR-2007 03:32:12	Dark	42.500	31	Alp Gru	1.7340	15200.	85	26868	No
48	GOM_NL__2PRFIN20070421_033722_000000402057_00262_26869_1695.N1	21-APR-2007 03:37:22	Dark	39.500	45	Alp Pav	1.9400	26000.	79	26869	No
49	GOM_NL__2PRFIN20070421_034432_000000412057_00262_26869_1696.N1	21-APR-2007 03:44:32	Dark	40.500	43	Alp TrA	1.9100	4250.0	81	26869	No
50	GOM_NL__2PRFIN20070421_034641_000000382057_00262_26869_1697.N1	21-APR-2007 03:46:41	Straylight	38.000	134	Bet TrA	2.8100	6600.0	76	26869	No
51	GOM_NL__2PRFIN20070421_034858_000000522057_00262_26869_1698.N1	21-APR-2007 03:48:58	Straylight	52.000	4	Alp1Cen	-0.010000	5800.0	104	26869	No
52	GOM_NL__2PRFIN20070421_035215_000000412057_00262_26869_1699.N1	21-APR-2007 03:52:15	Straylight	41.000	78	Alp Lup	2.3040	28000.	82	26869	No
53	GOM_NL__2PRFIN20070421_035349_000000412057_00262_26869_1700.N1	21-APR-2007 03:53:49	Straylight	41.000	81	Eta Cen	2.3560	28000.	82	26869	No
54	GOM_NL__2PRFIN20070421_035605_000000462057_00262_26869_1701.N1	21-APR-2007 03:56:05	Straylight	46.000	54	5The Cen	2.0550	4500.0	92	26869	No
55	GOM_NL__2PRFIN20070421_040102_000000402057_00262_26869_1702.N1	21-APR-2007 04:01:02	Twilight	39.500	106	9Bet Crv	2.6480	5600.0	79	26869	No
56	GOM_NL__2PRFIN20070421_040408_000000412057_00262_26869_1703.N1	21-APR-2007 04:04:08	Bright	40.500	15	67Alp Vir	0.97600	28000.	81	26869	No
57	GOM_NL__2PRFIN20070421_040710_000000372057_00262_26869_1704.N1	21-APR-2007 04:07:10	Bright	36.500	121	29Gam Vir	2.7400	7200.0	73	26869	No
58	GOM_NL__2PRFIN20070421_041045_000000372057_00262_26869_1705.N1	21-APR-2007 04:10:45	Bright	37.000	138	47Eps Vir	2.8280	4700.0	74	26869	No
59	GOM_NL__2PRFIN20070421_041844_000000372057_00262_26869_1706.N1	21-APR-2007 04:18:44	Bright	37.000	152	12Alp2CVn	2.8900	11000.	74	26869	No
60	GOM_NL__2PRFIN20070421_042250_000000352057_00262_26869_1707.N1	21-APR-2007 04:22:50	Bright	34.500	87	64Gam UMa	2.4330	11000.	69	26869	No
61	GOM_NL__2PRFIN20070421_042519_000000362057_00262_26869_1708.N1	21-APR-2007 04:25:19	Bright	36.000	36	50Alp UMa	1.8000	6300.0	72	26869	No
62	GOM_NL__2PRFIN20070421_043004_000000392057_00262_26869_1709.N1	21-APR-2007 04:30:04	Bright	38.500	60	7Bet UMi	2.0810	3950.0	77	26869	No
63	GOM_NL__2PRFIN20070421_043314_000000362057_00262_26869_1710.N1	21-APR-2007 04:33:14	Bright	36.000	49	1Alp UMi	1.9900	6300.0	72	26869	No
64	GOM_NL__2PRFIN20070421_044143_000000332057_00262_26869_1711.N1	21-APR-2007 04:41:43	Bright	33.000	74	11Bet Cas	2.2680	6600.0	66	26869	No
65	GOM_NL__2PRFIN20070421_045036_000000382057_00262_26869_1712.N1	21-APR-2007 04:50:36	Bright	37.500	164	44Eta Peg	2.9480	5400.0	75	26869	No
66	GOM_NL__2PRFIN20070421_045444_000000422057_00262_26869_1713.N1	21-APR-2007 04:54:44	Twilight	42.000	90	54Alp Peg	2.4870	11000.	84	26869	No
67	GOM_NL__2PRFIN20070421_050033_000000472057_00262_26869_1714.N1	21-APR-2007 05:00:33	Dark	46.500	162	34Alp Aqr	2.9440	5350.0	93	26869	No
68	GOM_NL__2PRFIN20070421_050714_000000432057_00262_26869_1715.N1	21-APR-2007 05:07:14	Dark	43.000	18	24Alp PsA	1.1660	9700.0	86	26869	No
69	GOM_NL__2PRFIN20070421_051054_000000412057_00262_26869_1716.N1	21-APR-2007 05:10:54	Dark	41.000	172	Gam Gru	3.0030	13100.	82	26869	No
70	GOM_NL__2PRFIN20070421_051248_000000442057_00262_26869_1717.N1	21-APR-2007 05:12:48	Dark	43.500	31	Alp Gru	1.7340	15200.	87	26869	No
71	GOM_NL__2PRFIN20070421_051758_000000402057_00263_26870_1706.N1	21-APR-2007 05:17:58	Dark	39.500	45	Alp Pav	1.9400	26000.	79	26870	No
72	GOM_NL__2PRFIN20070421_052509_000000392057_00263_26870_1707.N1	21-APR-2007 05:25:09	Dark	38.500	43	Alp TrA	1.9100	4250.0	77	26870	No
73	GOM_NL__2PRFIN20070421_052717_000000382057_00263_26870_1708.N1	21-APR-2007 05:27:17	Straylight	38.000	134	Bet TrA	2.8100	6600.0	76	26870	No
74	GOM_NL__2PRFIN20070421_052935_000000402057_00263_26870_1709.N1	21-APR-2007 05:29:35	Straylight	40.000	4	Alp1Cen	-0.010000	5800.0	80	26870	No
75	GOM_NL__2PRFIN20070421_053251_000000402057_00263_26870_1710.N1	21-APR-2007 05:32:51	Straylight	39.500	78	Alp Lup	2.3040	28000.	79	26870	No
76	GOM_NL__2PRFIN20070421_053426_000000412057_00263_26870_1711.N1	21-APR-2007 05:34:26	Straylight	40.500	81	Eta Cen	2.3560	28000.	81	26870	No
77	GOM_NL__2PRFIN20070421_053642_000000482057_00263_26870_1712.N1	21-APR-2007 05:36:42	Straylight	48.000	54	5The Cen	2.0550	4500.0	96	26870	No
78	GOM_NL__2PRFIN20070421_054138_000000402057_00263_26870_1713.N1	21-APR-2007 05:41:38	Twilight	40.000	106	9Bet Crv	2.6480	5600.0	80	26870	No
79	GOM_NL__2PRFIN20070421_054444_000000432057_00263_26870_1714.N1	21-APR-2007 05:44:44	Bright	42.500	15	67Alp Vir	0.97600	28000.	85	26870	No
80	GOM_NL__2PRFIN20070421_054746_000000362057_00263_26870_1715.N1	21-APR-2007 05:47:46	Bright	36.000	121	29Gam Vir	2.7400	7200.0	72	26870	No
81	GOM_NL__2PRFIN20070421_055121_000000392057_00263_26870_1716.N1	21-APR-2007 05:51:21	Bright	39.000	138	47Eps Vir	2.8280	4700.0	78	26870	No
82	GOM_NL__2PRFIN20070421_055919_000000352057_00263_26870_1717.N1	21-APR-2007 05:59:19	Bright	35.000	152	12Alp2CVn	2.8900	11000.	70	26870	No
83	GOM_NL__2PRFIN20070421_060326_000000362057_00263_26870_1718.N1	21-APR-2007 06:03:26	Bright	35.500	87	64Gam UMa	2.4330	11000.	71	26870	No
84	GOM_NL__2PRFIN20070421_060555_000000372057_00263_26870_1719.N1	21-APR-2007 06:05:55	Bright	36.500	36	50Alp UMa	1.8000	6300.0	73	26870	No
85	GOM_NL__2PRFIN20070421_061040_000000382057_00263_26870_1720.N1	21-APR-2007 06:10:40	Bright	38.000	60	7Bet UMi	2.0810	3950.0	76	26870	No
86	GOM_NL__2PRFIN20070421_061350_000000342057_00263_26870_1721.N1	21-APR-2007 06:13:50	Bright	34.000	49	1Alp UMi	1.9900	6300.0	68	26870	No
87	GOM_NL__2PRFIN20070421_062219_000000342057_00263_26870_1722.N1	21-APR-2007 06:22:19	Bright	33.500	74	11Bet Cas	2.2680	6600.0	67	26870	No
88	GOM_NL__2PRFIN20070421_063112_000000382057_00263_26870_1723.N1	21-APR-2007 06:31:12	Bright	37.500	164	44Eta Peg	2.9480	5400.0	75	26870	No
89	GOM_NL__2PRFIN20070421_063520_000000432057_00263_26870_1724.N1	21-APR-2007 06:35:20	Twilight	42.500	90	54Alp Peg	2.4870	11000.	85	26870	No
90	GOM_NL__2PRFIN20070421_064110_000000492057_00263_26870_1725.N1	21-APR-2007 06:41:10	Dark	49.000	162	34Alp Aqr	2.9440	5350.0	98	26870	No
91	GOM_NL__2PRFIN20070421_064750_000000422057_00263_26870_1726.N1	21-APR-2007 06:47:50	Dark	41.500	18	24Alp PsA	1.1660	9700.0	83	26870	No
92	GOM_NL__2PRFIN20070421_065130_000000402057_00263_26870_1727.N1	21-APR-2007 06:51:30	Dark	40.000	172	Gam Gru	3.0030	13100.	80	26870	No
93	GOM_NL__2PRFIN20070421_065324_000000402057_00263_26870_1728.N1	21-APR-2007 06:53:24	Dark	40.000	31	Alp Gru	1.7340	15200.	80	26870	No
94	GOM_NL__2PRFIN20070421_065835_000000402057_00264_26871_1728.N1	21-APR-2007 06:58:35	Dark	40.000	45	Alp Pav	1.9400	26000.	80	26871	No
95	GOM_NL__2PRFIN20070421_070545_000000452057_00264_26871_1729.N1	21-APR-2007 07:05:45	Dark	45.000	43	Alp TrA	1.9100	4250.0	90	26871	No
96	GOM_NL__2PRFIN20070421_070754_000000402057_00264_26871_1730.N1	21-APR-2007 07:07:54	Straylight	39.500	134	Bet TrA	2.8100	6600.0	79	26871	No
97	GOM_NL__2PRFIN20070421_071011_000000502057_00264_26871_1731.N1	21-APR-2007 07:10:11	Straylight	50.000	4	Alp1Cen	-0.010000	5800.0	100	26871	No
98	GOM_NL__2PRFIN20070421_071327_000000422057_00264_26871_1732.N1	21-APR-2007 07:13:27	Straylight	42.000	78	Alp Lup	2.3040	28000.	84	26871	No
99	GOM_NL__2PRFIN20070421_071502_000000422057_00264_26871_1733.N1	21-APR-2007 07:15:02	Straylight	41.500	81	Eta Cen	2.3560	28000.	83	26871	No
100	GOM_NL__2PRFIN20070421_071718_000000442057_00264_26871_1734.N1	21-APR-2007 07:17:18	Straylight	44.000	54	5The Cen	2.0550	4500.0	88	26871	No
101	GOM_NL__2PRFIN20070421_072214_000000392057_00264_26871_1735.N1	21-APR-2007 07:22:14	Twilight	39.000	106	9Bet Crv	2.6480	5600.0	78	26871	No

102	GOM_NL__2PRFIN20070421_072520_000000402057_00264_26871_1736.N1	21-APR-2007 07:25:20	Bright	40.000	15	67Alp Vir	0.97600	28000.	80	26871	No
103	GOM_NL__2PRFIN20070421_072822_000000362057_00264_26871_1737.N1	21-APR-2007 07:28:22	Bright	36.000	121	29Gam Vir	2.7400	7200.0	72	26871	No
104	GOM_NL__2PRFIN20070421_073157_000000372057_00264_26871_1738.N1	21-APR-2007 07:31:57	Bright	37.000	138	47Eps Vir	2.8280	4700.0	74	26871	No
105	GOM_NL__2PRFIN20070421_073955_000000362057_00264_26871_1739.N1	21-APR-2007 07:39:55	Bright	36.000	152	12Alp2CVn	2.8900	11000.	72	26871	No
106	GOM_NL__2PRFIN20070421_074402_000000352057_00264_26871_1740.N1	21-APR-2007 07:44:02	Bright	35.000	87	64Gam UMa	2.4330	11000.	70	26871	No
107	GOM_NL__2PRFIN20070421_074631_000000372057_00264_26871_1741.N1	21-APR-2007 07:46:31	Bright	36.500	36	50Alp UMa	1.8000	6300.0	73	26871	No
108	GOM_NL__2PRFIN20070421_075115_000000382057_00264_26871_1742.N1	21-APR-2007 07:51:15	Bright	38.000	60	7Bet UMi	2.0810	3950.0	76	26871	No
109	GOM_NL__2PRFIN20070421_075426_000000352057_00264_26871_1743.N1	21-APR-2007 07:54:26	Bright	34.500	49	1Alp UMi	1.9900	6300.0	69	26871	No
110	GOM_NL__2PRFIN20070421_080256_000000522057_00264_26871_1744.N1	21-APR-2007 08:02:56	Bright	52.000	74	11Bet Cas	2.2680	6600.0	104	26871	No
111	GOM_NL__2PRFIN20070421_081149_000000382057_00264_26871_1745.N1	21-APR-2007 08:11:49	Bright	37.500	164	44Eta Peg	2.9480	5400.0	75	26871	No
112	GOM_NL__2PRFIN20070421_081557_000000422057_00264_26871_1746.N1	21-APR-2007 08:15:57	Tw_i_and_stray	41.500	90	54Alp Peg	2.4870	11000.	83	26871	No
113	GOM_NL__2PRFIN20070421_082146_000000492057_00264_26871_1747.N1	21-APR-2007 08:21:46	Dark	49.000	162	34Alp Aqr	2.9440	5350.0	98	26871	No
114	GOM_NL__2PRFIN20070421_082826_000000412057_00264_26871_1748.N1	21-APR-2007 08:28:26	Dark	41.000	18	24Alp PsA	1.1660	9700.0	82	26871	No
115	GOM_NL__2PRFIN20070421_083207_000000402057_00264_26871_1749.N1	21-APR-2007 08:32:07	Dark	39.500	172	Gam Gru	3.0030	13100.	79	26871	No
116	GOM_NL__2PRFIN20070421_083401_000000392057_00264_26871_1750.N1	21-APR-2007 08:34:01	Dark	39.000	31	Alp Gru	1.7340	15200.	78	26871	No
117	GOM_NL__2PRFIN20070421_083911_000000412057_00265_26872_1743.N1	21-APR-2007 08:39:11	Dark	41.000	45	Alp Pav	1.9400	26000.	82	26872	No
118	GOM_NL__2PRFIN20070421_084621_000000422057_00265_26872_1744.N1	21-APR-2007 08:46:21	Dark	41.500	43	Alp TrA	1.9100	4250.0	83	26872	No
119	GOM_NL__2PRFIN20070421_084830_000000402057_00265_26872_1745.N1	21-APR-2007 08:48:30	Straylight	39.500	134	Bet TrA	2.8100	6600.0	79	26872	No
120	GOM_NL__2PRFIN20070421_085047_000000512057_00265_26872_1746.N1	21-APR-2007 08:50:47	Straylight	51.000	4	Alp1Cen	-0.010000	5800.0	102	26872	No
121	GOM_NL__2PRFIN20070421_085404_000000412057_00265_26872_1747.N1	21-APR-2007 08:54:04	Straylight	41.000	78	Alp Lup	2.3040	28000.	82	26872	No
122	GOM_NL__2PRFIN20070421_085538_000000422057_00265_26872_1748.N1	21-APR-2007 08:55:38	Straylight	42.000	81	Eta Cen	2.3560	28000.	84	26872	No
123	GOM_NL__2PRFIN20070421_085754_000000422057_00265_26872_1749.N1	21-APR-2007 08:57:54	Straylight	42.000	54	5The Cen	2.0550	4500.0	84	26872	No
124	GOM_NL__2PRFIN20070421_090250_000000392057_00265_26872_1750.N1	21-APR-2007 09:02:50	Tw_i_and_stray	38.500	106	9Bet Crv	2.6480	5600.0	77	26872	No
125	GOM_NL__2PRFIN20070421_090556_000000412057_00265_26872_1751.N1	21-APR-2007 09:05:56	Bright	40.500	15	67Alp Vir	0.97600	28000.	81	26872	No
126	GOM_NL__2PRFIN20070421_090858_000000372057_00265_26872_1752.N1	21-APR-2007 09:08:58	Bright	36.500	121	29Gam Vir	2.7400	7200.0	73	26872	No
127	GOM_NL__2PRFIN20070421_091233_000000392057_00265_26872_1753.N1	21-APR-2007 09:12:33	Bright	38.500	138	47Eps Vir	2.8280	4700.0	77	26872	No
128	GOM_NL__2PRFIN20070421_092031_000000372057_00265_26872_1754.N1	21-APR-2007 09:20:31	Bright	36.500	152	12Alp2CVn	2.8900	11000.	73	26872	No
129	GOM_NL__2PRFIN20070421_092438_000000352057_00265_26872_1755.N1	21-APR-2007 09:24:38	Bright	35.000	87	64Gam UMa	2.4330	11000.	70	26872	No
130	GOM_NL__2PRFIN20070421_092707_000000352057_00265_26872_1756.N1	21-APR-2007 09:27:07	Bright	34.500	36	50Alp UMa	1.8000	6300.0	69	26872	No
131	GOM_NL__2PRFIN20070421_093151_000000392057_00265_26872_1757.N1	21-APR-2007 09:31:51	Bright	38.500	60	7Bet UMi	2.0810	3950.0	77	26872	No
132	GOM_NL__2PRFIN20070421_093502_000000362057_00265_26872_1758.N1	21-APR-2007 09:35:02	Bright	36.000	49	1Alp UMi	1.9900	6300.0	72	26872	No
133	GOM_NL__2PRFIN20070421_094331_000000342057_00265_26872_1759.N1	21-APR-2007 09:43:31	Bright	34.000	74	11Bet Cas	2.2680	6600.0	68	26872	No
134	GOM_NL__2PRFIN20070421_095224_000000392057_00265_26872_1760.N1	21-APR-2007 09:52:24	Bright	39.000	164	44Eta Peg	2.9480	5400.0	78	26872	No
135	GOM_NL__2PRFIN20070421_095632_000000432057_00265_26872_1761.N1	21-APR-2007 09:56:32	Tw_i_and_stray	43.000	90	54Alp Peg	2.4870	11000.	86	26872	No
136	GOM_NL__2PRFIN20070421_100223_000000482057_00265_26872_1762.N1	21-APR-2007 10:02:23	Dark	48.000	162	34Alp Aqr	2.9440	5350.0	96	26872	No
137	GOM_NL__2PRFIN20070421_100903_000000432057_00265_26872_1763.N1	21-APR-2007 10:09:03	Dark	42.500	18	24Alp PsA	1.1660	9700.0	85	26872	No
138	GOM_NL__2PRFIN20070421_101243_000000402057_00265_26872_1764.N1	21-APR-2007 10:12:43	Dark	39.500	172	Gam Gru	3.0030	13100.	79	26872	No
139	GOM_NL__2PRFIN20070421_101437_000000422057_00265_26872_1765.N1	21-APR-2007 10:14:37	Dark	42.000	31	Alp Gru	1.7340	15200.	84	26872	No
140	GOM_NL__2PRFIN20070421_101948_000000392057_00266_26873_1759.N1	21-APR-2007 10:19:48	Dark	38.500	45	Alp Pav	1.9400	26000.	77	26873	No
141	GOM_NL__2PRFIN20070421_102658_000000412057_00266_26873_1760.N1	21-APR-2007 10:26:58	Dark	40.500	43	Alp TrA	1.9100	4250.0	81	26873	No
142	GOM_NL__2PRFIN20070421_102906_000000392057_00266_26873_1761.N1	21-APR-2007 10:29:06	Straylight	38.500	134	Bet TrA	2.8100	6600.0	77	26873	No
143	GOM_NL__2PRFIN20070421_103124_000000502057_00266_26873_1762.N1	21-APR-2007 10:31:24	Straylight	50.000	4	Alp1Cen	-0.010000	5800.0	100	26873	No
144	GOM_NL__2PRFIN20070421_103440_000000412057_00266_26873_1763.N1	21-APR-2007 10:34:40	Straylight	40.500	78	Alp Lup	2.3040	28000.	81	26873	No
145	GOM_NL__2PRFIN20070421_103615_000000422057_00266_26873_1764.N1	21-APR-2007 10:36:15	Straylight	41.500	81	Eta Cen	2.3560	28000.	83	26873	No
146	GOM_NL__2PRFIN20070421_103830_000000472057_00266_26873_1765.N1	21-APR-2007 10:38:30	Straylight	46.500	54	5The Cen	2.0550	4500.0	93	26873	No
147	GOM_NL__2PRFIN20070421_104326_000000412057_00266_26873_1766.N1	21-APR-2007 10:43:26	Tw_i_and_stray	41.000	106	9Bet Crv	2.6480	5600.0	82	26873	No
148	GOM_NL__2PRFIN20070421_104632_000000402057_00266_26873_1767.N1	21-APR-2007 10:46:32	Bright	39.500	15	67Alp Vir	0.97600	28000.	79	26873	No
149	GOM_NL__2PRFIN20070421_104934_000000362057_00266_26873_1768.N1	21-APR-2007 10:49:34	Bright	35.500	121	29Gam Vir	2.7400	7200.0	71	26873	No
150	GOM_NL__2PRFIN20070421_105309_000000372057_00266_26873_1769.N1	21-APR-2007 10:53:09	Bright	36.500	138	47Eps Vir	2.8280	4700.0	73	26873	No
151	GOM_NL__2PRFIN20070421_110107_000000362057_00266_26873_1770.N1	21-APR-2007 11:01:07	Bright	35.500	152	12Alp2CVn	2.8900	11000.	71	26873	No
152	GOM_NL__2PRFIN20070421_110514_000000362057_00266_26873_1771.N1	21-APR-2007 11:05:14	Bright	36.000	87	64Gam UMa	2.4330	11000.	72	26873	No
153	GOM_NL__2PRFIN20070421_110743_000000362057_00266_26873_1772.N1	21-APR-2007 11:07:43	Bright	35.500	36	50Alp UMa	1.8000	6300.0	71	26873	No
154	GOM_NL__2PRFIN20070421_111227_000000382057_00266_26873_1773.N1	21-APR-2007 11:12:27	Bright	38.000	60	7Bet UMi	2.0810	3950.0	76	26873	No
155	GOM_NL__2PRFIN20070421_111537_000000522057_00266_26873_1774.N1	21-APR-2007 11:15:37	Bright	52.000	49	1Alp UMi	1.9900	6300.0	104	26873	No
156	GOM_NL__2PRFIN20070421_112407_000000352057_00266_26873_1775.N1	21-APR-2007 11:24:07	Bright	35.000	74	11Bet Cas	2.2680	6600.0	70	26873	No
157	GOM_NL__2PRFIN20070421_113301_000000382057_00266_26873_1776.N1	21-APR-2007 11:33:01	Bright	38.000	164	44Eta Peg	2.9480	5400.0	76	26873	No
158	GOM_NL__2PRFIN20070421_113709_000000422057_00266_26873_1777.N1	21-APR-2007 11:37:09	Tw_i_and_stray	41.500	90	54Alp Peg	2.4870	11000.	83	26873	No
159	GOM_NL__2PRFIN20070421_114259_000000462057_00266_26873_1778.N1	21-APR-2007 11:42:59	Dark	46.000	162	34Alp Aqr	2.9440	5350.0	92	26873	No
160	GOM_NL__2PRFIN20070421_114939_000000422057_00266_26873_1779.N1	21-APR-2007 11:49:39	Dark	42.000	18	24Alp PsA	1.1660	9700.0	84	26873	No

161	GOM_NL__2PRFIN20070421_115320_000000412057_00266_26873_1780.N1	21-APR-2007 11:53:20	Dark	40.500	172	Gam Gru	3.0030	13100.	81	26873	No
162	GOM_NL__2PRFIN20070421_115513_000000412057_00266_26873_1781.N1	21-APR-2007 11:55:13	Dark	41.000	31	Alp Gru	1.7340	15200.	82	26873	No
163	GOM_NL__2PRFIN20070421_120024_000000402057_00267_26874_1775.N1	21-APR-2007 12:00:24	Dark	40.000	45	Alp Pav	1.9400	26000.	80	26874	No
164	GOM_NL__2PRFIN20070421_120734_000000402057_00267_26874_1776.N1	21-APR-2007 12:07:34	Dark	39.500	43	Alp TrA	1.9100	4250.0	79	26874	No
165	GOM_NL__2PRFIN20070421_120943_000000402057_00267_26874_1777.N1	21-APR-2007 12:09:43	Straylight	39.500	134	Bet TrA	2.8100	6600.0	79	26874	No
166	GOM_NL__2PRFIN20070421_121200_000000442057_00267_26874_1778.N1	21-APR-2007 12:12:00	Straylight	43.500	4	Alp1Cen	-0.010000	5800.0	87	26874	No
167	GOM_NL__2PRFIN20070421_121516_000000392057_00267_26874_1779.N1	21-APR-2007 12:15:16	Straylight	39.000	78	Alp Lup	2.3040	28000.	78	26874	No
168	GOM_NL__2PRFIN20070421_121651_000000422057_00267_26874_1780.N1	21-APR-2007 12:16:51	Straylight	42.000	81	Eta Cen	2.3560	28000.	84	26874	No
169	GOM_NL__2PRFIN20070421_121907_000000462057_00267_26874_1781.N1	21-APR-2007 12:19:07	Straylight	46.000	54	5The Cen	2.0550	4500.0	92	26874	No
170	GOM_NL__2PRFIN20070421_122402_000000412057_00267_26874_1782.N1	21-APR-2007 12:24:02	Twi_and_stray	41.000	106	9Bet Crv	2.6480	5600.0	82	26874	No
171	GOM_NL__2PRFIN20070421_122708_000000412057_00267_26874_1783.N1	21-APR-2007 12:27:08	Bright	40.500	15	67Alp Vir	0.97600	28000.	81	26874	No
172	GOM_NL__2PRFIN20070421_123010_000000352057_00267_26874_1784.N1	21-APR-2007 12:30:10	Bright	35.000	121	29Gam Vir	2.7400	7200.0	70	26874	No
173	GOM_NL__2PRFIN20070421_123345_000000372057_00267_26874_1785.N1	21-APR-2007 12:33:45	Bright	36.500	138	47Eps Vir	2.8280	4700.0	73	26874	No
174	GOM_NL__2PRFIN20070421_124142_000000362057_00267_26874_1786.N1	21-APR-2007 12:41:42	Bright	36.000	152	12Alp2CVn	2.8900	11000.	72	26874	No
175	GOM_NL__2PRFIN20070421_124550_000000332057_00267_26874_1787.N1	21-APR-2007 12:45:50	Bright	33.000	87	64Gam UMa	2.4330	11000.	66	26874	No
176	GOM_NL__2PRFIN20070421_124819_000000372057_00267_26874_1788.N1	21-APR-2007 12:48:19	Bright	37.000	36	50Alp UMa	1.8000	6300.0	74	26874	No
177	GOM_NL__2PRFIN20070421_125302_000000392057_00267_26874_1789.N1	21-APR-2007 12:53:02	Bright	38.500	60	7Bet UMi	2.0810	3950.0	77	26874	No
178	GOM_NL__2PRFIN20070421_125613_000000342057_00267_26874_1790.N1	21-APR-2007 12:56:13	Bright	33.500	49	1Alp UMi	1.9900	6300.0	67	26874	No
179	GOM_NL__2PRFIN20070421_130443_000000352057_00267_26874_1791.N1	21-APR-2007 13:04:43	Bright	34.500	74	11Bet Cas	2.2680	6600.0	69	26874	No
180	GOM_NL__2PRFIN20070421_131337_000000362057_00267_26874_1792.N1	21-APR-2007 13:13:37	Bright	35.500	164	44Eta Peg	2.9480	5400.0	71	26874	No
181	GOM_NL__2PRFIN20070421_131745_000000412057_00267_26874_1793.N1	21-APR-2007 13:17:45	Twi_and_stray	41.000	90	54Alp Peg	2.4870	11000.	82	26874	No
182	GOM_NL__2PRFIN20070421_132335_000000472057_00267_26874_1794.N1	21-APR-2007 13:23:35	Dark	47.000	162	34Alp Aqr	2.9440	5350.0	94	26874	No
183	GOM_NL__2PRFIN20070421_133015_000000432057_00267_26874_1795.N1	21-APR-2007 13:30:15	Dark	43.000	18	24Alp PsA	1.1660	9700.0	86	26874	No
184	GOM_NL__2PRFIN20070421_133356_000000402057_00267_26874_1796.N1	21-APR-2007 13:33:56	Dark	40.000	172	Gam Gru	3.0030	13100.	80	26874	No
185	GOM_NL__2PRFIN20070421_133550_000000382057_00267_26874_1797.N1	21-APR-2007 13:35:50	Dark	38.000	31	Alp Gru	1.7340	15200.	76	26874	No
186	GOM_NL__2PRFIN20070421_134101_000000402057_00268_26875_1786.N1	21-APR-2007 13:41:01	Dark	39.500	45	Alp Pav	1.9400	26000.	79	26875	No
187	GOM_NL__2PRFIN20070421_134810_000000402057_00268_26875_1787.N1	21-APR-2007 13:48:10	Dark	40.000	43	Alp TrA	1.9100	4250.0	80	26875	No
188	GOM_NL__2PRFIN20070421_135019_000000392057_00268_26875_1788.N1	21-APR-2007 13:50:19	Straylight	38.500	134	Bet TrA	2.8100	6600.0	77	26875	No
189	GOM_NL__2PRFIN20070421_135236_000000422057_00268_26875_1789.N1	21-APR-2007 13:52:36	Straylight	42.000	4	Alp1Cen	-0.010000	5800.0	84	26875	No
190	GOM_NL__2PRFIN20070421_135553_000000382057_00268_26875_1790.N1	21-APR-2007 13:55:53	Straylight	38.000	78	Alp Lup	2.3040	28000.	76	26875	No
191	GOM_NL__2PRFIN20070421_135727_000000442057_00268_26875_1791.N1	21-APR-2007 13:57:27	Straylight	43.500	81	Eta Cen	2.3560	28000.	87	26875	No
192	GOM_NL__2PRFIN20070421_135943_000000462057_00268_26875_1792.N1	21-APR-2007 13:59:43	Straylight	46.000	54	5The Cen	2.0550	4500.0	92	26875	No
193	GOM_NL__2PRFIN20070421_140438_000000412057_00268_26875_1793.N1	21-APR-2007 14:04:38	Bright	41.000	106	9Bet Crv	2.6480	5600.0	82	26875	No
194	GOM_NL__2PRFIN20070421_140744_000000412057_00268_26875_1794.N1	21-APR-2007 14:07:44	Bright	41.000	15	67Alp Vir	0.97600	28000.	82	26875	No
195	GOM_NL__2PRFIN20070421_141046_000000362057_00268_26875_1795.N1	21-APR-2007 14:10:46	Bright	35.500	121	29Gam Vir	2.7400	7200.0	71	26875	No
196	GOM_NL__2PRFIN20070421_141421_000000372057_00268_26875_1796.N1	21-APR-2007 14:14:21	Bright	36.500	138	47Eps Vir	2.8280	4700.0	73	26875	No
197	GOM_NL__2PRFIN20070421_142218_000000352057_00268_26875_1797.N1	21-APR-2007 14:22:18	Bright	35.000	152	12Alp2CVn	2.8900	11000.	70	26875	No
198	GOM_NL__2PRFIN20070421_142626_000000352057_00268_26875_1798.N1	21-APR-2007 14:26:26	Bright	34.500	87	64Gam UMa	2.4330	11000.	69	26875	No
199	GOM_NL__2PRFIN20070421_142855_000000362057_00268_26875_1799.N1	21-APR-2007 14:28:55	Bright	35.500	36	50Alp UMa	1.8000	6300.0	71	26875	No
200	GOM_NL__2PRFIN20070421_143338_000000362057_00268_26875_1800.N1	21-APR-2007 14:33:38	Bright	36.000	60	7Bet UMi	2.0810	3950.0	72	26875	No
201	GOM_NL__2PRFIN20070421_143649_000000342057_00268_26875_1801.N1	21-APR-2007 14:36:49	Bright	33.500	49	1Alp UMi	1.9900	6300.0	67	26875	No
202	GOM_NL__2PRFIN20070421_144519_000000342057_00268_26875_1802.N1	21-APR-2007 14:45:19	Bright	33.500	74	11Bet Cas	2.2680	6600.0	67	26875	No
203	GOM_NL__2PRFIN20070421_145413_000000392057_00268_26875_1803.N1	21-APR-2007 14:54:13	Bright	38.500	164	44Eta Peg	2.9480	5400.0	77	26875	No
204	GOM_NL__2PRFIN20070421_145821_000000412057_00268_26875_1804.N1	21-APR-2007 14:58:21	Twi_and_stray	41.000	90	54Alp Peg	2.4870	11000.	82	26875	No
205	GOM_NL__2PRFIN20070421_150412_000000492057_00268_26875_1805.N1	21-APR-2007 15:04:12	Dark	49.000	162	34Alp Aqr	2.9440	5350.0	98	26875	No
206	GOM_NL__2PRFIN20070421_151051_000000442057_00268_26875_1806.N1	21-APR-2007 15:10:51	Dark	43.500	18	24Alp PsA	1.1660	9700.0	87	26875	No
207	GOM_NL__2PRFIN20070421_151432_000000402057_00268_26875_1807.N1	21-APR-2007 15:14:32	Dark	39.500	172	Gam Gru	3.0030	13100.	79	26875	No
208	GOM_NL__2PRFIN20070421_151626_000000412057_00268_26875_1808.N1	21-APR-2007 15:16:26	Dark	41.000	31	Alp Gru	1.7340	15200.	82	26875	No
209	GOM_NL__2PRFIN20070421_152137_000000392057_00269_26876_1809.N1	21-APR-2007 15:21:37	Dark	38.500	45	Alp Pav	1.9400	26000.	77	26876	No
210	GOM_NL__2PRFIN20070421_152847_000000412057_00269_26876_1810.N1	21-APR-2007 15:28:47	Dark	40.500	43	Alp TrA	1.9100	4250.0	81	26876	No
211	GOM_NL__2PRFIN20070421_153055_000000382057_00269_26876_1811.N1	21-APR-2007 15:30:55	Straylight	37.500	134	Bet TrA	2.8100	6600.0	75	26876	No
212	GOM_NL__2PRFIN20070421_153312_000000482057_00269_26876_1812.N1	21-APR-2007 15:33:12	Straylight	47.500	4	Alp1Cen	-0.010000	5800.0	95	26876	No
213	GOM_NL__2PRFIN20070421_153629_000000442057_00269_26876_1813.N1	21-APR-2007 15:36:29	Straylight	43.500	78	Alp Lup	2.3040	28000.	87	26876	No
214	GOM_NL__2PRFIN20070421_153804_000000432057_00269_26876_1814.N1	21-APR-2007 15:38:04	Straylight	43.000	81	Eta Cen	2.3560	28000.	86	26876	No
215	GOM_NL__2PRFIN20070421_154019_000000472057_00269_26876_1815.N1	21-APR-2007 15:40:19	Straylight	46.500	54	5The Cen	2.0550	4500.0	93	26876	No
216	GOM_NL__2PRFIN20070421_154515_000000412057_00269_26876_1816.N1	21-APR-2007 15:45:15	Bright	40.500	106	9Bet Crv	2.6480	5600.0	81	26876	No
217	GOM_NL__2PRFIN20070421_154820_000000402057_00269_26876_1817.N1	21-APR-2007 15:48:20	Bright	39.500	15	67Alp Vir	0.97600	28000.	79	26876	No
218	GOM_NL__2PRFIN20070421_155122_000000372057_00269_26876_1818.N1	21-APR-2007 15:51:22	Bright	37.000	121	29Gam Vir	2.7400	7200.0	74	26876	No
219	GOM_NL__2PRFIN20070421_155457_000000372057_00269_26876_1819.N1	21-APR-2007 15:54:57	Bright	36.500	138	47Eps Vir	2.8280	4700.0	73	26876	No

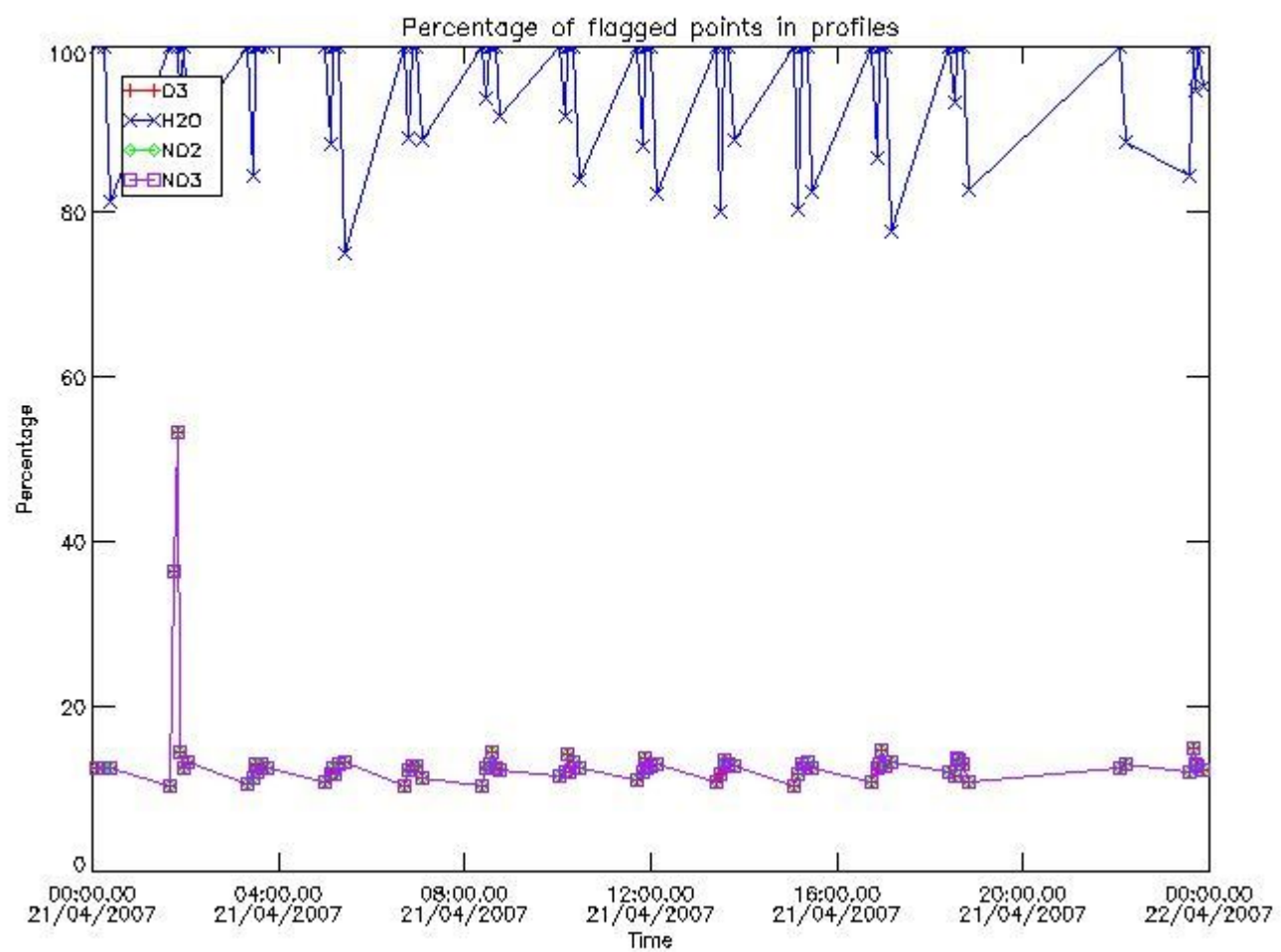
220	GOM_NL__2PRFIN20070421_160254_000000362057_00269_26876_1820.N1	21-APR-2007 16:02:54	Bright	35.500	152	12Alp2CVn	2.8900	11000.	71	26876	No
221	GOM_NL__2PRFIN20070421_160702_000000372057_00269_26876_1821.N1	21-APR-2007 16:07:02	Bright	36.500	87	64Gam UMa	2.4330	11000.	73	26876	No
222	GOM_NL__2PRFIN20070421_160932_000000382057_00269_26876_1822.N1	21-APR-2007 16:09:32	Bright	37.500	36	50Alp UMa	1.8000	6300.0	75	26876	No
223	GOM_NL__2PRFIN20070421_161414_000000382057_00269_26876_1823.N1	21-APR-2007 16:14:14	Bright	38.000	60	7Bet UMi	2.0810	3950.0	76	26876	No
224	GOM_NL__2PRFIN20070421_161725_000000362057_00269_26876_1824.N1	21-APR-2007 16:17:25	Bright	35.500	49	1Alp UMi	1.9900	6300.0	71	26876	No
225	GOM_NL__2PRFIN20070421_162555_000000342057_00269_26876_1825.N1	21-APR-2007 16:25:55	Bright	33.500	74	11Bet Cas	2.2680	6600.0	67	26876	No
226	GOM_NL__2PRFIN20070421_163449_000000382057_00269_26876_1826.N1	21-APR-2007 16:34:49	Bright	37.500	164	44Eta Peg	2.9480	5400.0	75	26876	No
227	GOM_NL__2PRFIN20070421_163857_000000412057_00269_26876_1827.N1	21-APR-2007 16:38:57	Tw_i_and_stray	40.500	90	54Alp Peg	2.4870	11000.	81	26876	No
228	GOM_NL__2PRFIN20070421_164448_000000482057_00269_26876_1828.N1	21-APR-2007 16:44:48	Dark	47.500	162	34Alp Aqr	2.9440	5350.0	95	26876	No
229	GOM_NL__2PRFIN20070421_165128_000000412057_00269_26876_1829.N1	21-APR-2007 16:51:28	Dark	41.000	18	24Alp PsA	1.1660	9700.0	82	26876	No
230	GOM_NL__2PRFIN20070421_165509_000000392057_00269_26876_1830.N1	21-APR-2007 16:55:09	Dark	39.000	172	Gam Gru	3.0030	13100.	78	26876	No
231	GOM_NL__2PRFIN20070421_165702_000000382057_00269_26876_1831.N1	21-APR-2007 16:57:02	Dark	38.000	31	Alp Gru	1.7340	15200.	76	26876	No
232	GOM_NL__2PRFIN20070421_170214_000000402057_00270_26877_1825.N1	21-APR-2007 17:02:14	Dark	40.000	45	Alp Pav	1.9400	26000.	80	26877	No
233	GOM_NL__2PRFIN20070421_170923_000000392057_00270_26877_1826.N1	21-APR-2007 17:09:23	Dark	38.500	43	Alp TrA	1.9100	4250.0	77	26877	No
234	GOM_NL__2PRFIN20070421_171132_000000392057_00270_26877_1827.N1	21-APR-2007 17:11:32	Straylight	39.000	134	Bet TrA	2.8100	6600.0	78	26877	No
235	GOM_NL__2PRFIN20070421_171349_000000512057_00270_26877_1828.N1	21-APR-2007 17:13:49	Straylight	51.000	4	Alp1Cen	-0.010000	5800.0	102	26877	No
236	GOM_NL__2PRFIN20070421_171706_000000402057_00270_26877_1829.N1	21-APR-2007 17:17:06	Straylight	39.500	78	Alp Lup	2.3040	28000.	79	26877	No
237	GOM_NL__2PRFIN20070421_171840_000000422057_00270_26877_1830.N1	21-APR-2007 17:18:40	Straylight	41.500	81	Eta Cen	2.3560	28000.	83	26877	No
238	GOM_NL__2PRFIN20070421_172055_000000452057_00270_26877_1831.N1	21-APR-2007 17:20:55	Straylight	44.500	54	5The Cen	2.0550	4500.0	89	26877	No
239	GOM_NL__2PRFIN20070421_172551_000000392057_00270_26877_1832.N1	21-APR-2007 17:25:51	Bright	38.500	106	9Bet Crv	2.6480	5600.0	77	26877	No
240	GOM_NL__2PRFIN20070421_172856_000000412057_00270_26877_1833.N1	21-APR-2007 17:28:56	Bright	41.000	15	67Alp Vir	0.97600	28000.	82	26877	No
241	GOM_NL__2PRFIN20070421_173158_000000372057_00270_26877_1834.N1	21-APR-2007 17:31:58	Bright	37.000	121	29Gam Vir	2.7400	7200.0	74	26877	No
242	GOM_NL__2PRFIN20070421_173533_000000372057_00270_26877_1835.N1	21-APR-2007 17:35:33	Bright	37.000	138	47Eps Vir	2.8280	4700.0	74	26877	No
243	GOM_NL__2PRFIN20070421_174330_000000362057_00270_26877_1836.N1	21-APR-2007 17:43:30	Bright	36.000	152	12Alp2CVn	2.8900	11000.	72	26877	No
244	GOM_NL__2PRFIN20070421_174738_000000362057_00270_26877_1837.N1	21-APR-2007 17:47:38	Bright	36.000	87	64Gam UMa	2.4330	11000.	72	26877	No
245	GOM_NL__2PRFIN20070421_175008_000000372057_00270_26877_1838.N1	21-APR-2007 17:50:08	Bright	37.000	36	50Alp UMa	1.8000	6300.0	74	26877	No
246	GOM_NL__2PRFIN20070421_175449_000000372057_00270_26877_1839.N1	21-APR-2007 17:54:49	Bright	37.000	60	7Bet UMi	2.0810	3950.0	74	26877	No
247	GOM_NL__2PRFIN20070421_175801_000000362057_00270_26877_1840.N1	21-APR-2007 17:58:01	Bright	36.000	49	1Alp UMi	1.9900	6300.0	72	26877	No
248	GOM_NL__2PRFIN20070421_180632_000000332057_00270_26877_1841.N1	21-APR-2007 18:06:32	Bright	33.000	74	11Bet Cas	2.2680	6600.0	66	26877	No
249	GOM_NL__2PRFIN20070421_181525_000000512057_00270_26877_1842.N1	21-APR-2007 18:15:25	Bright	50.500	164	44Eta Peg	2.9480	5400.0	101	26877	No
250	GOM_NL__2PRFIN20070421_181933_000000412057_00270_26877_1843.N1	21-APR-2007 18:19:33	Tw_i_and_stray	41.000	90	54Alp Peg	2.4870	11000.	82	26877	No
251	GOM_NL__2PRFIN20070421_182525_000000472057_00270_26877_1844.N1	21-APR-2007 18:25:25	Dark	46.500	162	34Alp Aqr	2.9440	5350.0	93	26877	No
252	GOM_NL__2PRFIN20070421_183204_000000452057_00270_26877_1845.N1	21-APR-2007 18:32:04	Dark	44.500	18	24Alp PsA	1.1660	9700.0	89	26877	No
253	GOM_NL__2PRFIN20070421_183546_000000412057_00270_26877_1846.N1	21-APR-2007 18:35:46	Dark	41.000	172	Gam Gru	3.0030	13100.	82	26877	No
254	GOM_NL__2PRFIN20070421_183739_000000382057_00270_26877_1847.N1	21-APR-2007 18:37:39	Dark	38.000	31	Alp Gru	1.7340	15200.	76	26877	No
255	GOM_NL__2PRFIN20070421_184250_000000402057_00271_26878_1878.N1	21-APR-2007 18:42:50	Dark	39.500	45	Alp Pav	1.9400	26000.	79	26878	No
256	GOM_NL__2PRFIN20070421_184959_000000472057_00271_26878_1879.N1	21-APR-2007 18:49:59	Dark	46.500	43	Alp TrA	1.9100	4250.0	93	26878	No
257	GOM_NL__2PRFIN20070421_185208_000000382057_00271_26878_1880.N1	21-APR-2007 18:52:08	Straylight	37.500	134	Bet TrA	2.8100	6600.0	75	26878	No
258	GOM_NL__2PRFIN20070421_185425_000000382057_00271_26878_1881.N1	21-APR-2007 18:54:25	Straylight	38.000	4	Alp1Cen	-0.010000	5800.0	76	26878	No
259	GOM_NL__2PRFIN20070421_220403_000000412057_00273_26880_1900.N1	21-APR-2007 22:04:03	Dark	40.500	45	Alp Pav	1.9400	26000.	81	26880	No
260	GOM_NL__2PRFIN20070421_221112_000000392057_00273_26880_1901.N1	21-APR-2007 22:11:12	Dark	39.000	43	Alp TrA	1.9100	4250.0	78	26880	No
261	GOM_NL__2PRFIN20070421_221321_000000362057_00273_26880_1902.N1	21-APR-2007 22:13:21	Straylight	36.000	134	Bet TrA	2.8100	6600.0	72	26880	No
262	GOM_NL__2PRFIN20070421_221537_000000432057_00273_26880_1903.N1	21-APR-2007 22:15:37	Straylight	43.000	4	Alp1Cen	-0.010000	5800.0	86	26880	No
263	GOM_NL__2PRFIN20070421_221854_000000422057_00273_26880_1904.N1	21-APR-2007 22:18:54	Straylight	42.000	78	Alp Lup	2.3040	28000.	84	26880	No
264	GOM_NL__2PRFIN20070421_222029_000000432057_00273_26880_1905.N1	21-APR-2007 22:20:29	Straylight	42.500	81	Eta Cen	2.3560	28000.	85	26880	No
265	GOM_NL__2PRFIN20070421_222244_000000472057_00273_26880_1906.N1	21-APR-2007 22:22:44	Straylight	47.000	54	5The Cen	2.0550	4500.0	94	26880	No
266	GOM_NL__2PRFIN20070421_222739_000000402057_00273_26880_1907.N1	21-APR-2007 22:27:39	Bright	40.000	106	9Bet Crv	2.6480	5600.0	80	26880	No
267	GOM_NL__2PRFIN20070421_223346_000000362057_00273_26880_1908.N1	21-APR-2007 22:33:46	Bright	36.000	121	29Gam Vir	2.7400	7200.0	72	26880	No
268	GOM_NL__2PRFIN20070421_223720_000000372057_00273_26880_1909.N1	21-APR-2007 22:37:20	Bright	37.000	138	47Eps Vir	2.8280	4700.0	74	26880	No
269	GOM_NL__2PRFIN20070421_224517_000000362057_00273_26880_1910.N1	21-APR-2007 22:45:17	Bright	35.500	152	12Alp2CVn	2.8900	11000.	71	26880	No
270	GOM_NL__2PRFIN20070421_224714_000000362057_00273_26880_1911.N1	21-APR-2007 22:47:14	Bright	35.500	174	52Psi UMa	3.0040	4400.0	71	26880	No
271	GOM_NL__2PRFIN20070421_224926_000000352057_00273_26880_1912.N1	21-APR-2007 22:49:26	Bright	35.000	87	64Gam UMa	2.4330	11000.	70	26880	No
272	GOM_NL__2PRFIN20070421_225156_000000372057_00273_26880_1913.N1	21-APR-2007 22:51:56	Bright	36.500	36	50Alp UMa	1.8000	6300.0	73	26880	No
273	GOM_NL__2PRFIN20070421_225949_000000362057_00273_26880_1914.N1	21-APR-2007 22:59:49	Bright	36.000	49	1Alp UMi	1.9900	6300.0	72	26880	No
274	GOM_NL__2PRFIN20070421_230731_000000422057_00273_26880_1915.N1	21-APR-2007 23:07:31	Bright	41.500	76	27Gam Cas	2.3000	30000.	83	26880	No
275	GOM_NL__2PRFIN20070421_230848_000000522057_00273_26880_1916.N1	21-APR-2007 23:08:48	Bright	52.000	68	18Alp Cas	2.2250	4500.0	104	26880	No
276	GOM_NL__2PRFIN20070421_231713_000000392057_00273_26880_1917.N1	21-APR-2007 23:17:13	Bright	38.500	164	44Eta Peg	2.9480	5400.0	77	26880	No
277	GOM_NL__2PRFIN20070421_232122_000000422057_00273_26880_1918.N1	21-APR-2007 23:21:22	Tw_i_and_stray	41.500	90	54Alp Peg	2.4870	11000.	83	26880	No
278	GOM_NL__2PRFIN20070421_233353_000000422057_00273_26880_1919.N1	21-APR-2007 23:33:53	Dark	42.000	18	24Alp PsA	1.1660	9700.0	84	26880	No

279	GOM_NL__2PRFIN20070421_233928_000000382057_00273_26880_1920.N1	21-APR-2007 23:39:28	Dark	37.500	31	Alp Gru	1.7340	15200.	75	26880	No
280	GOM_NL__2PRFIN20070421_234229_000000392057_00273_26880_1921.N1	21-APR-2007 23:42:29	Dark	39.000	148	Alp Tuc	2.8780	4100.0	78	26880	No
281	GOM_NL__2PRFIN20070421_234440_000000402057_00274_26881_1928.N1	21-APR-2007 23:44:40	Dark	40.000	45	Alp Pav	1.9400	26000.	80	26881	No
282	GOM_NL__2PRFIN20070421_235148_000000422057_00274_26881_1929.N1	21-APR-2007 23:51:48	Dark	41.500	43	Alp TrA	1.9100	4250.0	83	26881	No
283	GOM_NL__2PRFIN20070421_235357_000000382057_00274_26881_1930.N1	21-APR-2007 23:53:57	Straylight	38.000	134	Bet TrA	2.8100	6600.0	76	26881	No
284	GOM_NL__2PRFIN20070421_235614_000000442057_00274_26881_1931.N1	21-APR-2007 23:56:14	Straylight	43.500	4	Alp1Cen	-0.010000	5800.0	87	26881	No
285	GOM_NL__2PRFIN20070421_235931_000000402057_00274_26881_1932.N1	21-APR-2007 23:59:31	Straylight	40.000	78	Alp Lup	2.3040	28000.	80	26881	No

3. Quality information per product

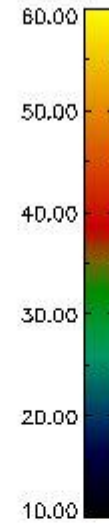
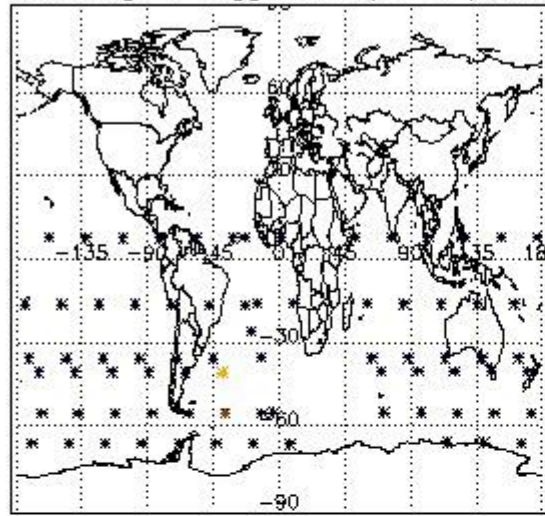
In this section it is plotted some information contained in the Quality Summary data set of the level 2 products. Only products in dark limb conditions and without errors (error flag in the MPH set to "0") are used.

3.1 Plot quality information per product (time dependant)

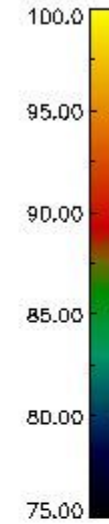
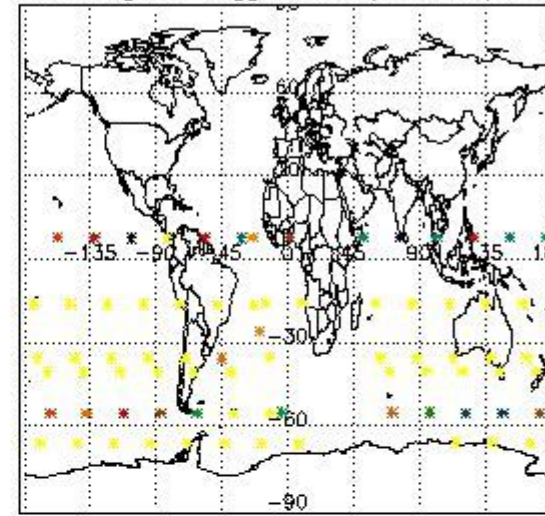


3.2 Plot quality information per product (world map)


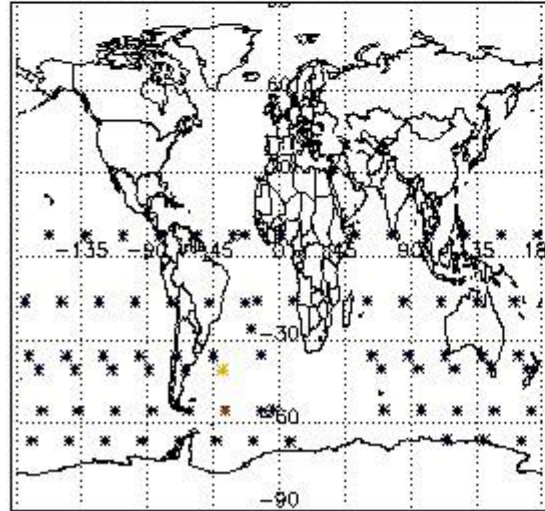
Percentage of flagged data per O3 profile



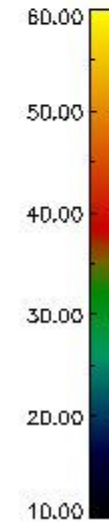
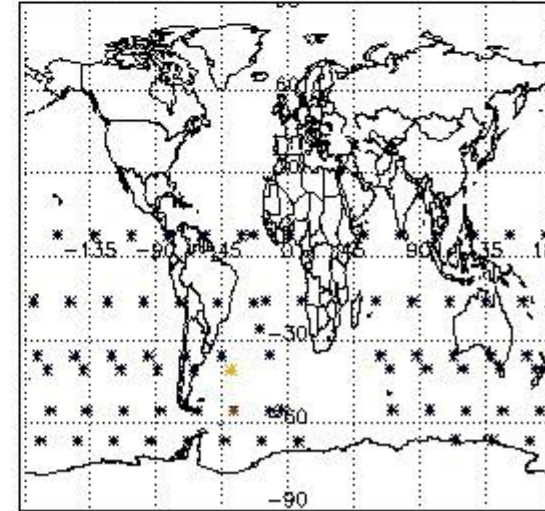
Percentage of flagged data per H2O profile



Percentage of flagged data per NO2 profile



Percentage of flagged data per NO3 profile

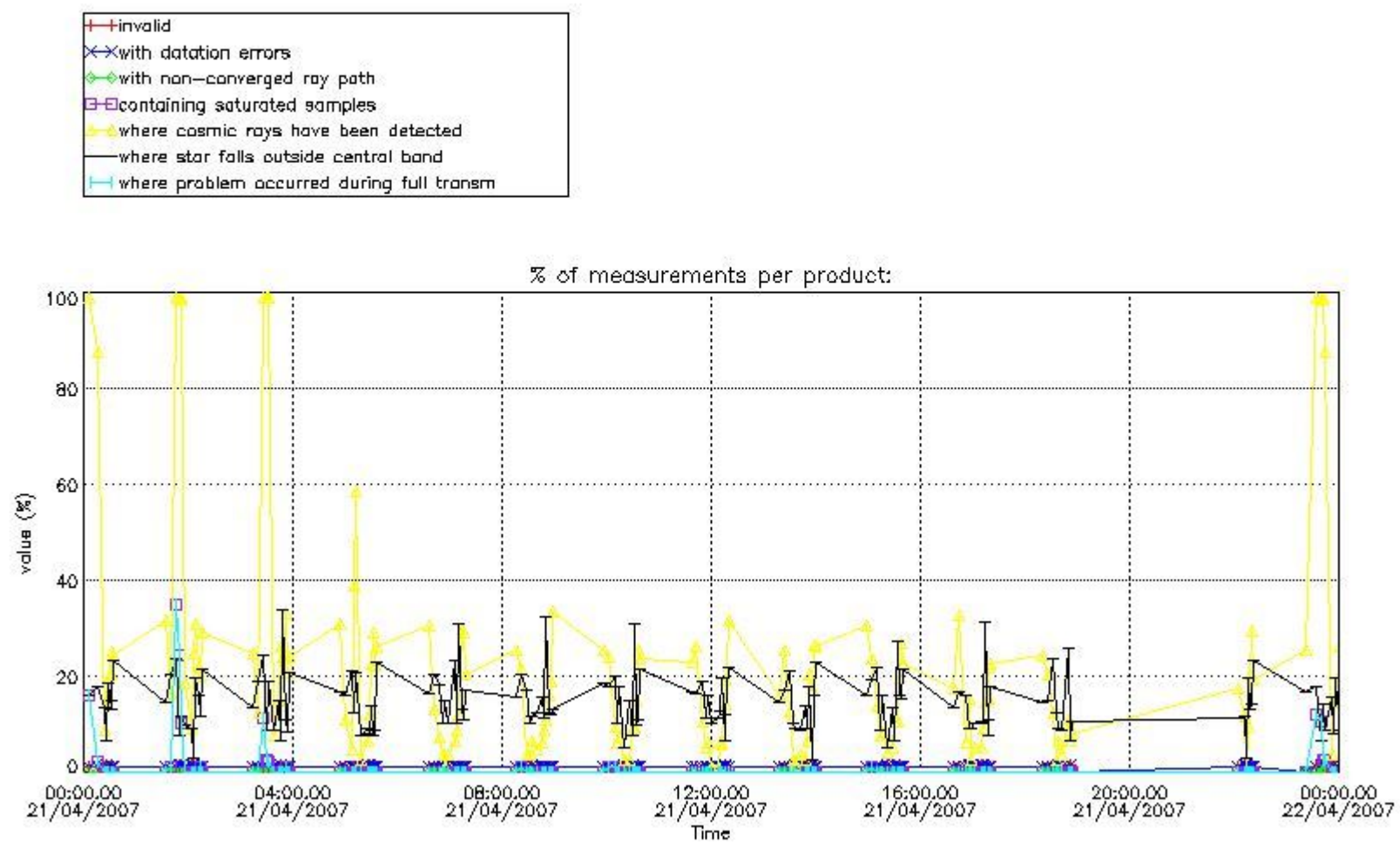


4. Level 1 quality information per product

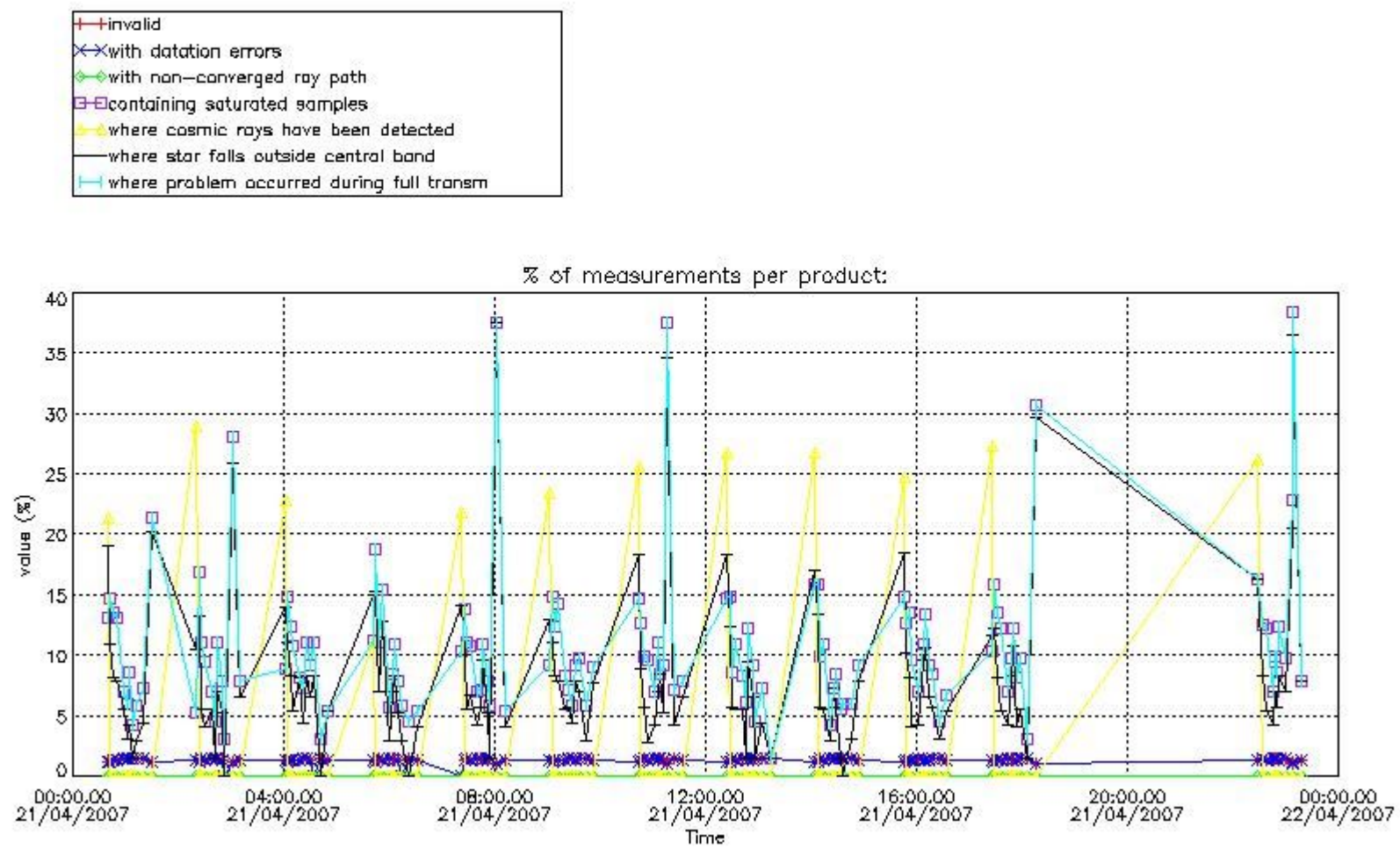
In this section it is plotted some information contained in the Quality Summary data set of the level 2 products that comes from the level 1b processing. Products without errors (error flag in the MPH set to "0") are used.

4.1 Plot quality information per product (time dependant) coming from level 1b processing

4.1.1 Plot level 1 quality information per product (time dependant): ENVISAT ASCENDING passes

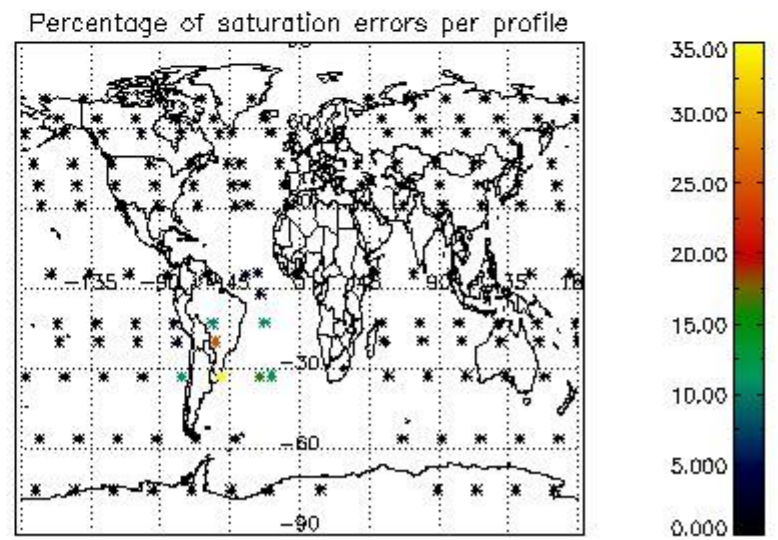
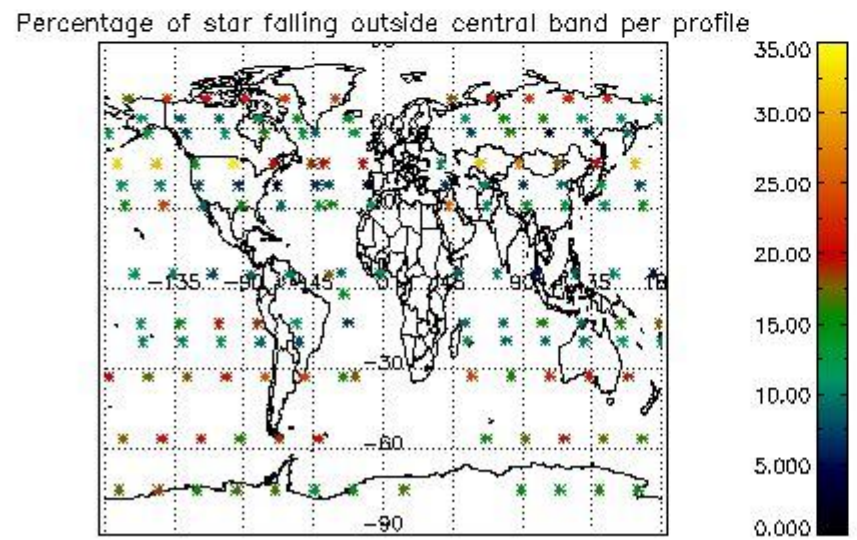
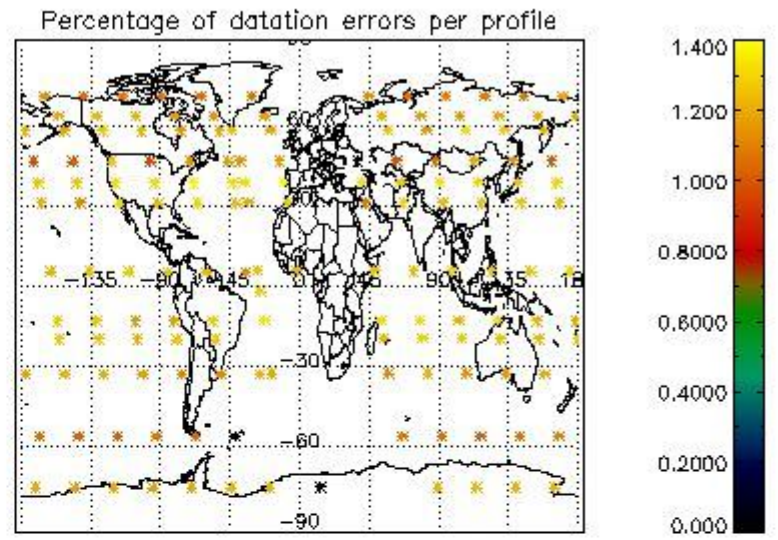
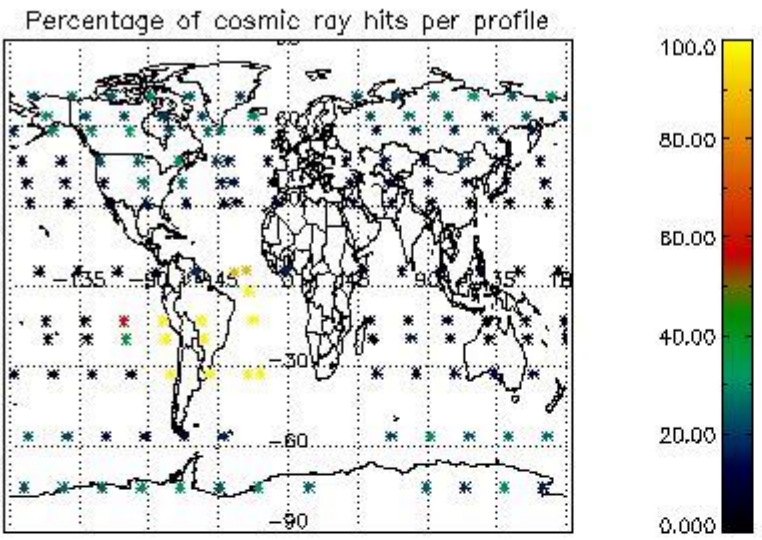


4.1.2 Plot level 1 quality information per product (time dependant): ENVI SAT DESCENDING passes

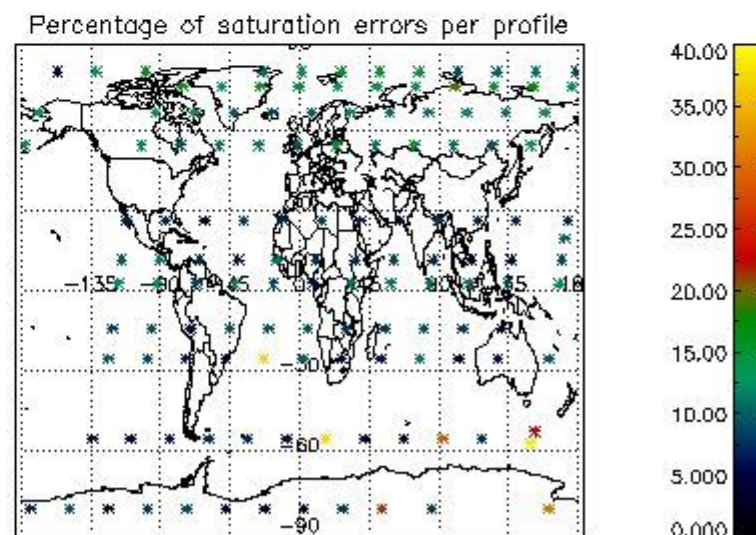
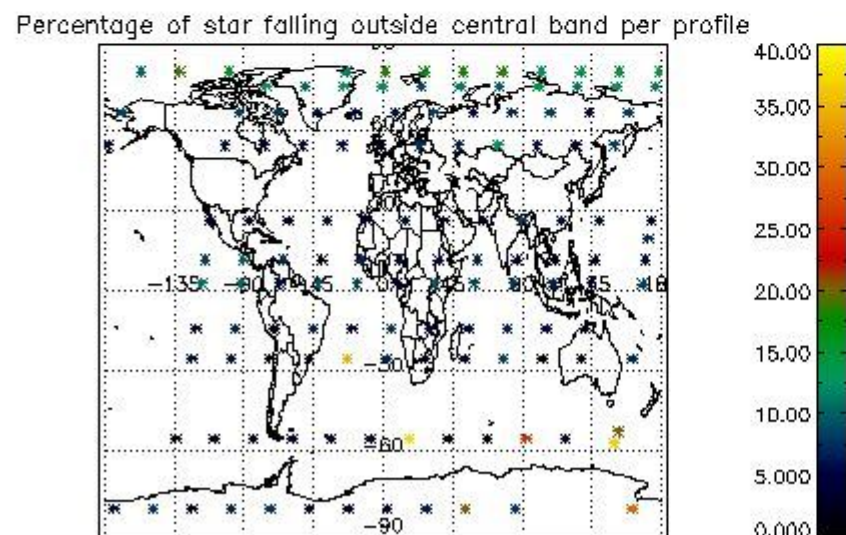
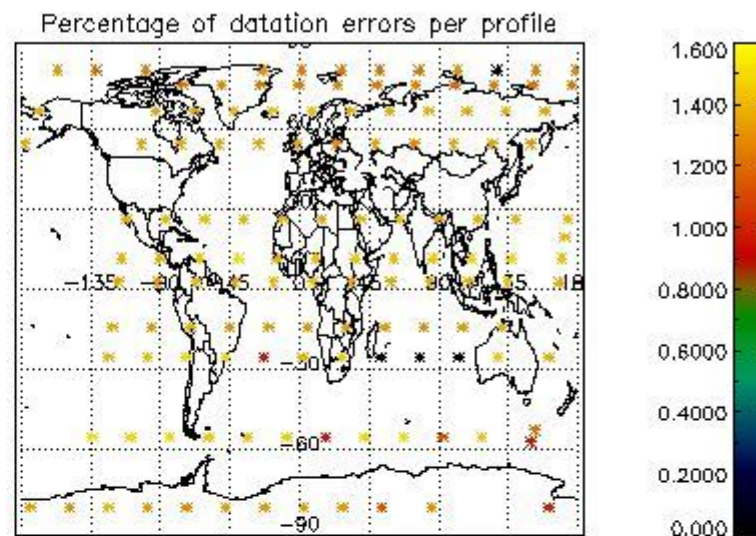
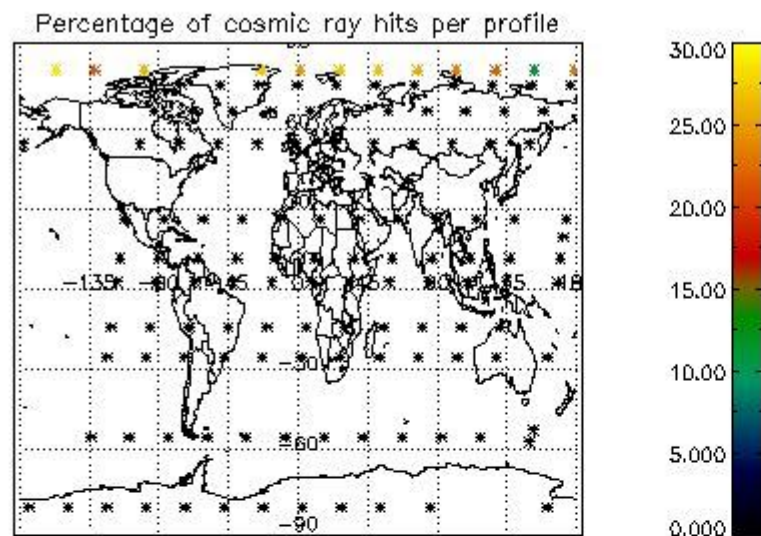


4.2 Plot quality information per product coming from level 1b processing (world map)

4.2.1 Plot level 1 quality information per product (world map): ENVISAT ASCENDING passes



4.2.2 Plot level 1 quality information per product (world map): ENVISAT DESCENDING passes



5. Trace gas profiles

5.1 Ozone statistics based on quality of products

The final quality of the products can be "measured" using the STD (Standard Deviation) attached to every point profile. This information is written to the parameter GOM_NL__2P/NL_LOCAL_SPECIES_DENSITY/o3_std of the level 2 products. The table below shows the statistics for given STD ranges.

The statistics are given with respect to the overall valid production:

- Products without fatal errors: GOM_NL__2P/MPH/PRODUCT_ERR=0
- Valid point profile: GOM_NL__2P/NL_LOCAL_SPECIES_DENSITY/pcd(0)=0

The 'Criteria' is applied to valid points of dark limb products:

- Products in dark limb illumination condition: GOM_NL__2P/NL_SUMMARY_QUALITY/obs_ill_cond=0
- Products without fatal errors: GOM_NL__2P/MPH/PRODUCT_ERR=0
- Valid point profile: GOM_NL__2P/NL_LOCAL_SPECIES_DENSITY/pcd(0)=0

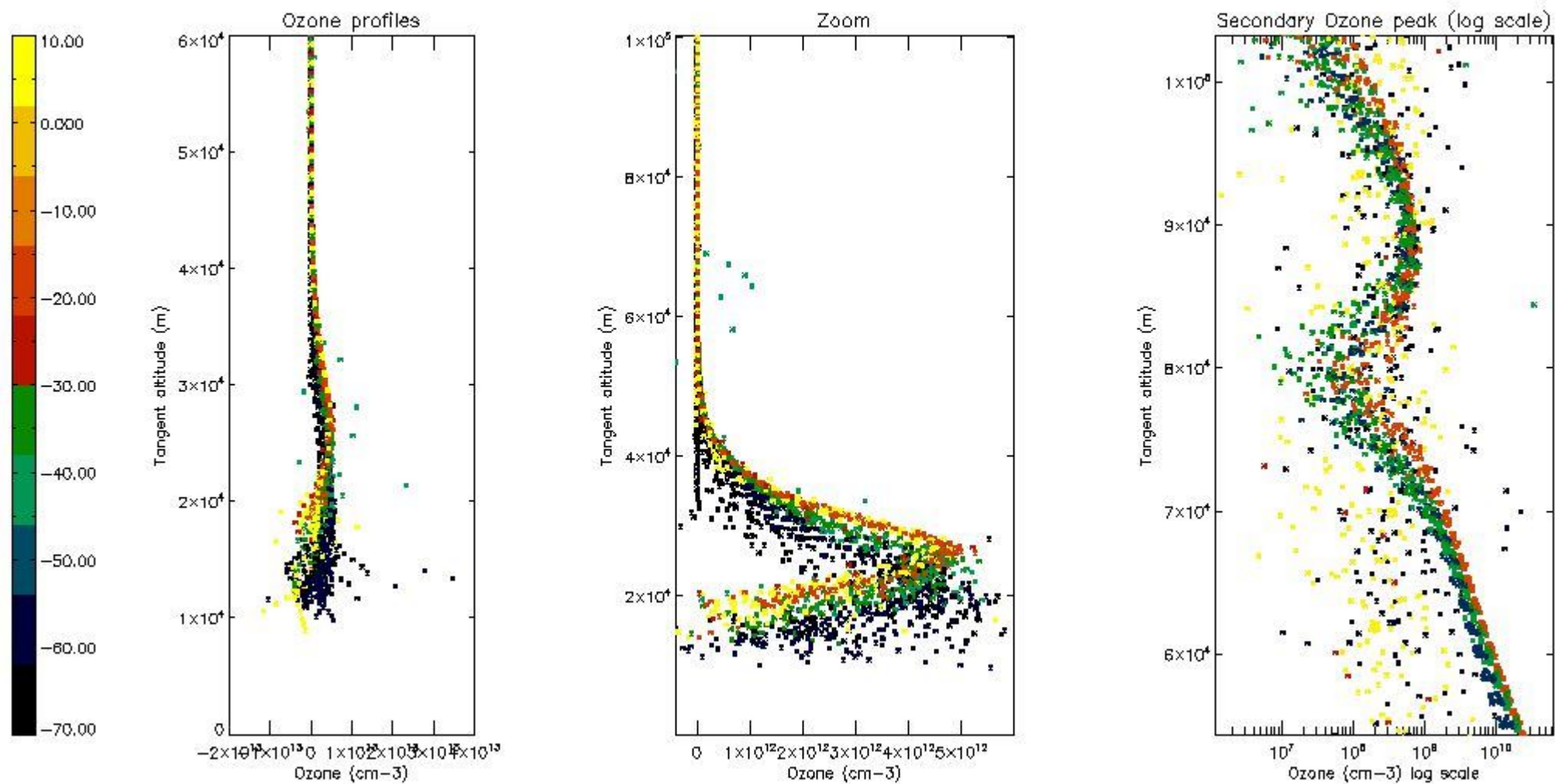
So, the table below shows the percentage of dark limb and valid observations for each criteria with respect to the overall valid daily observations.

Criteria	% of total production
All STD	28
STD < 20	15

STD < 10	11
STD < 5	7

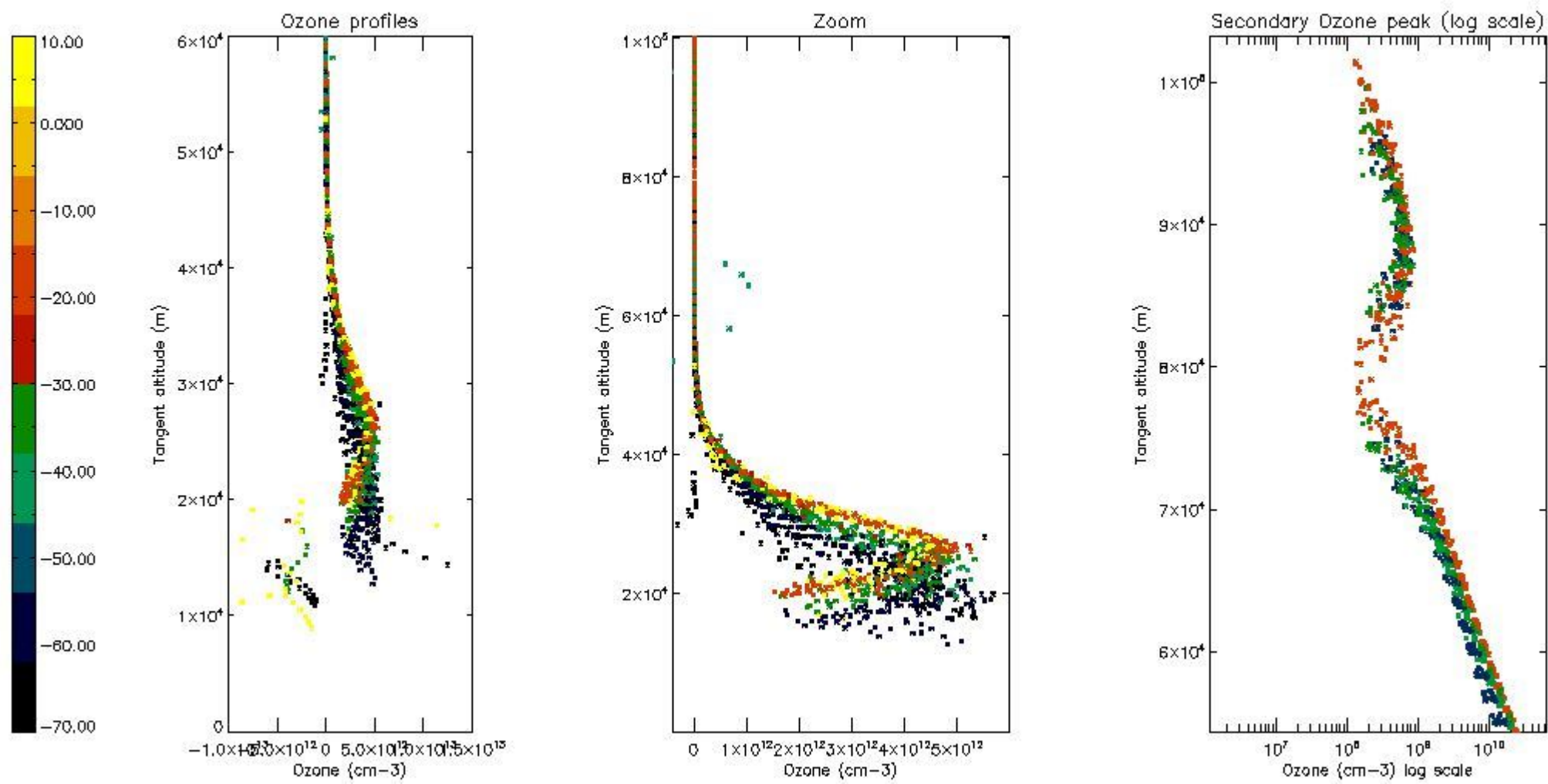
5.2 Plot ozone profiles for all STD (dark without errors)

The colorbar represents the latitude.



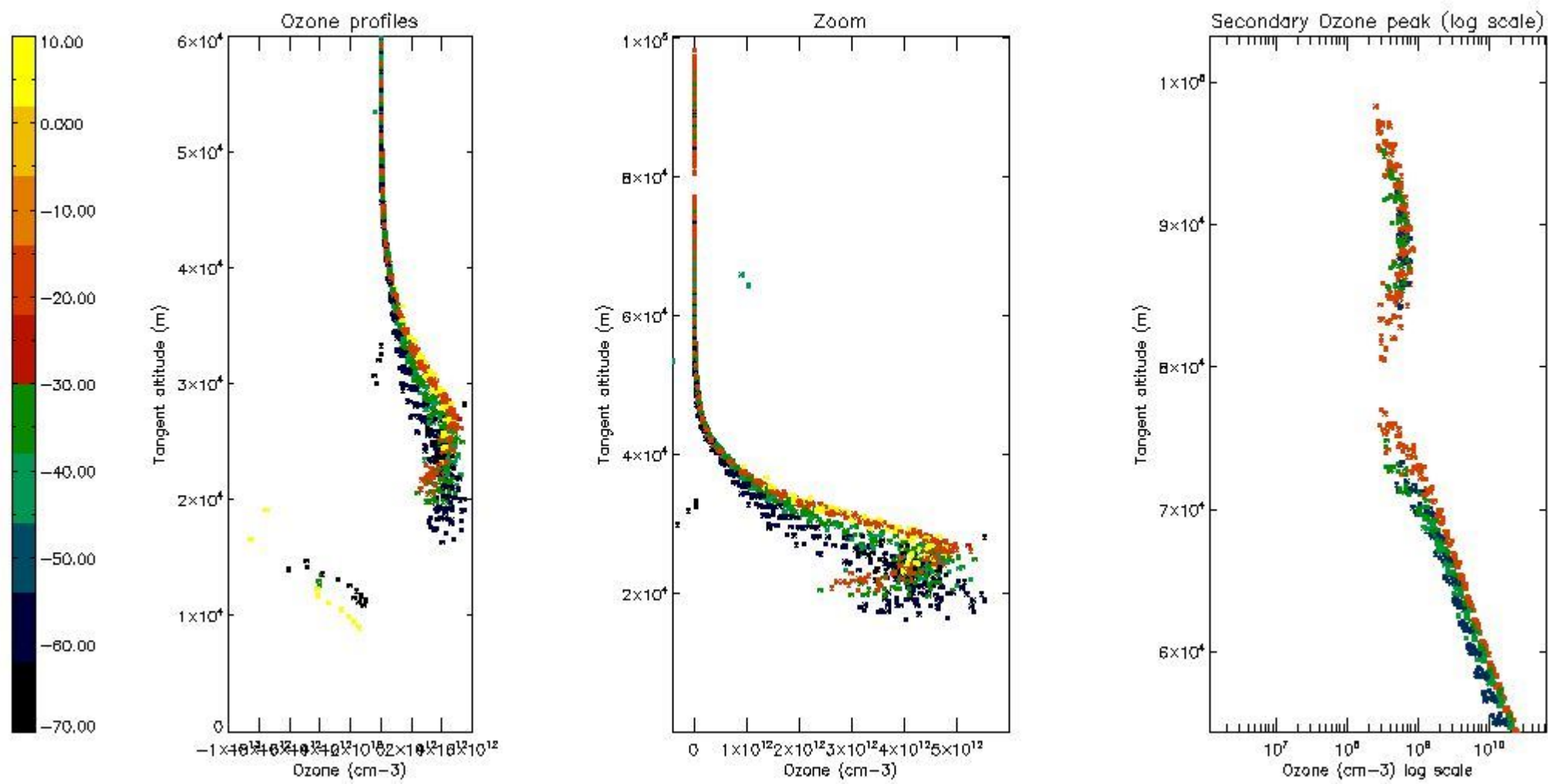
5.3 Plot ozone profiles where STD < 20% (dark without errors)

The colorbar represents the latitude.



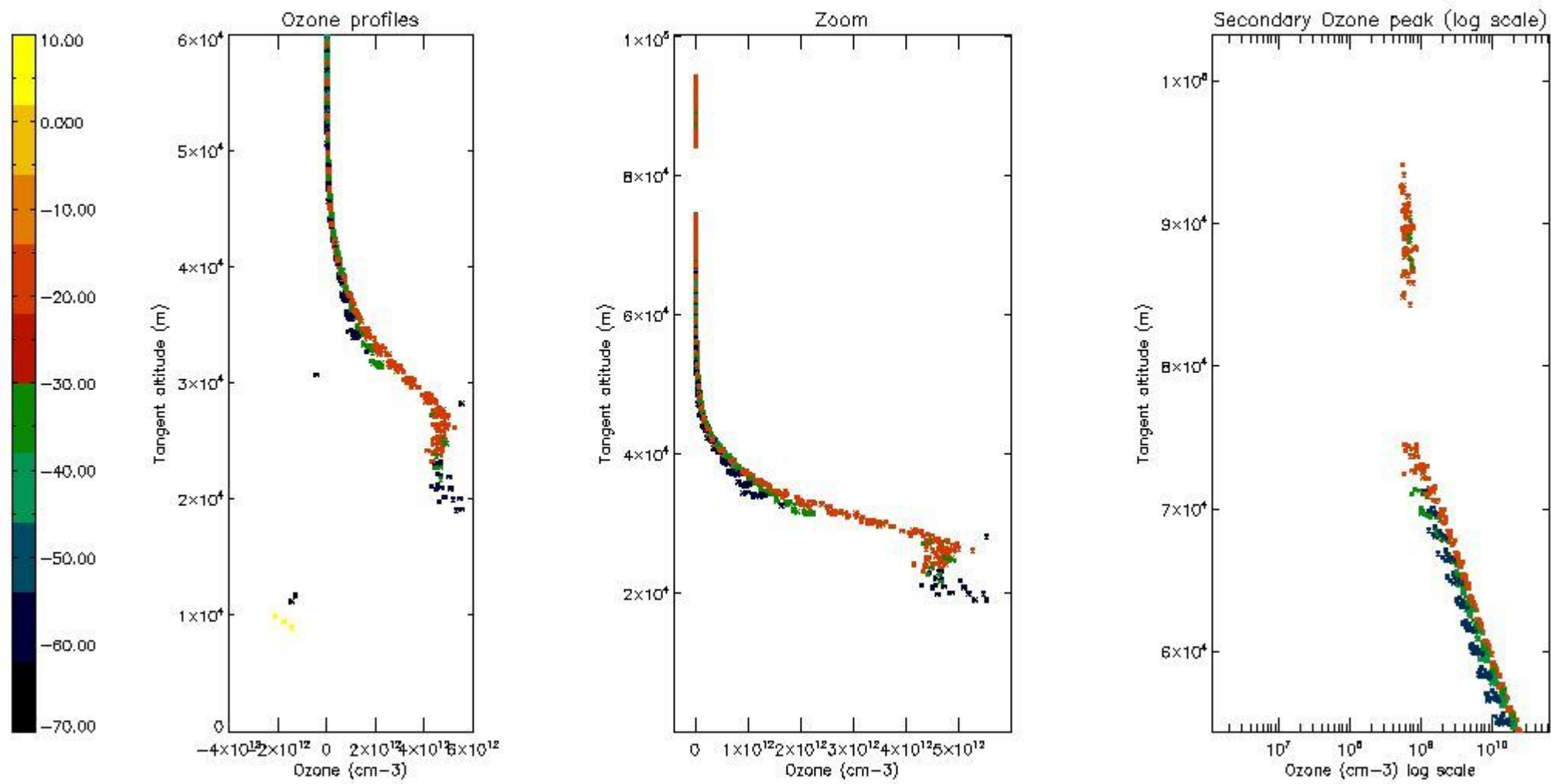
5.4 Plot ozone profiles where STD < 10% (dark without errors)

The colorbar represents the latitude.



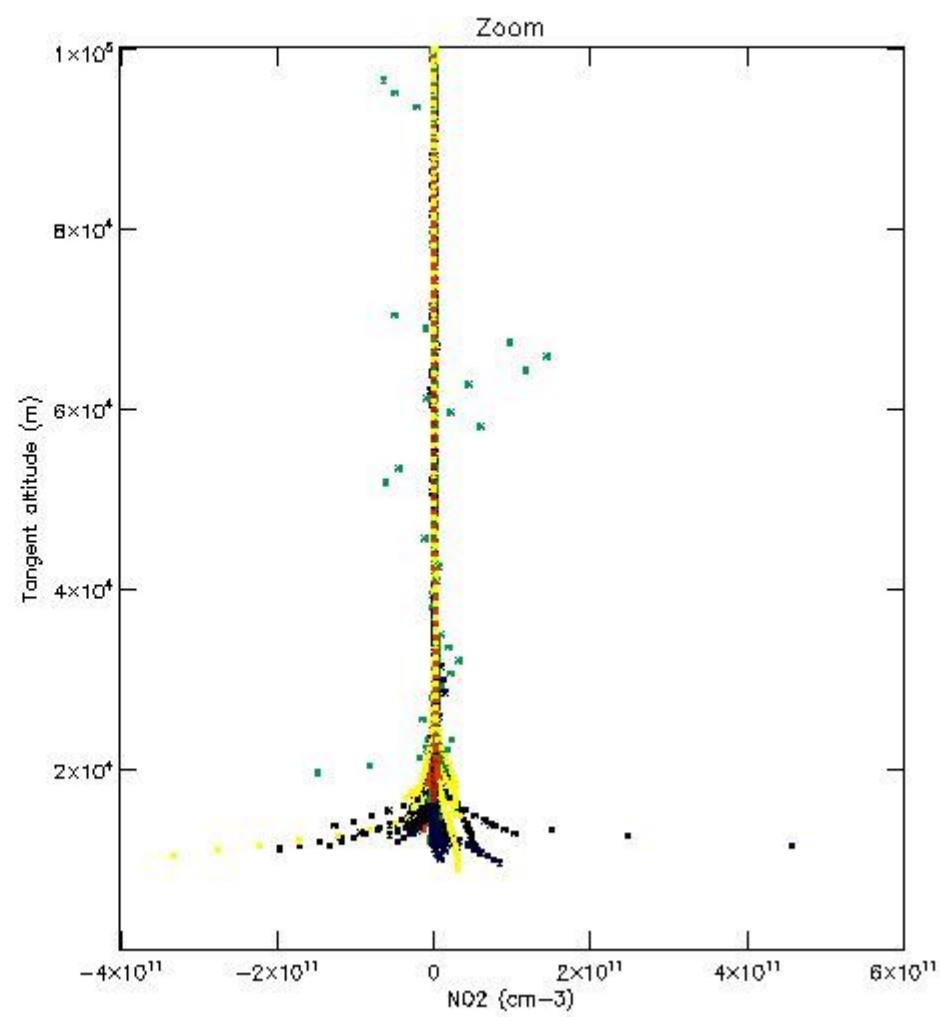
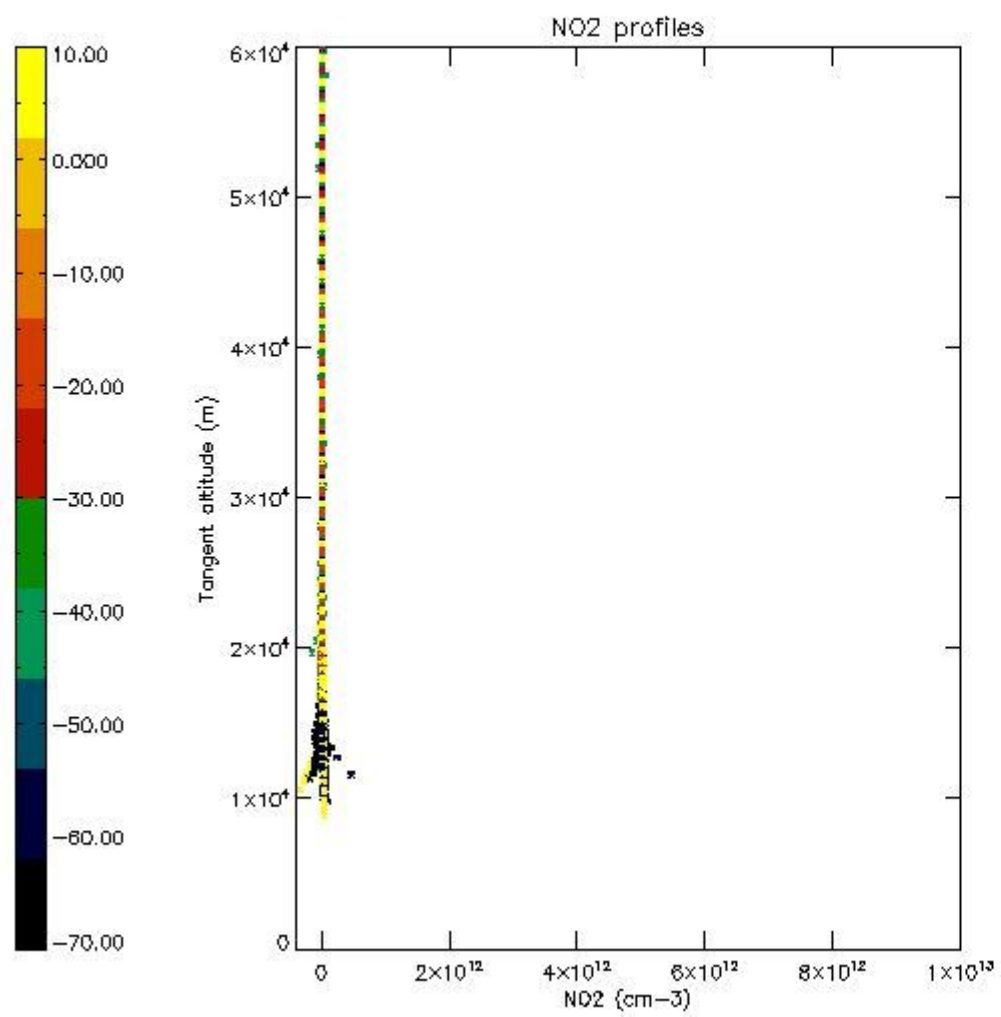
5.5 Plot ozone profiles where STD < 5% (dark without errors)

The colorbar represents the latitude.



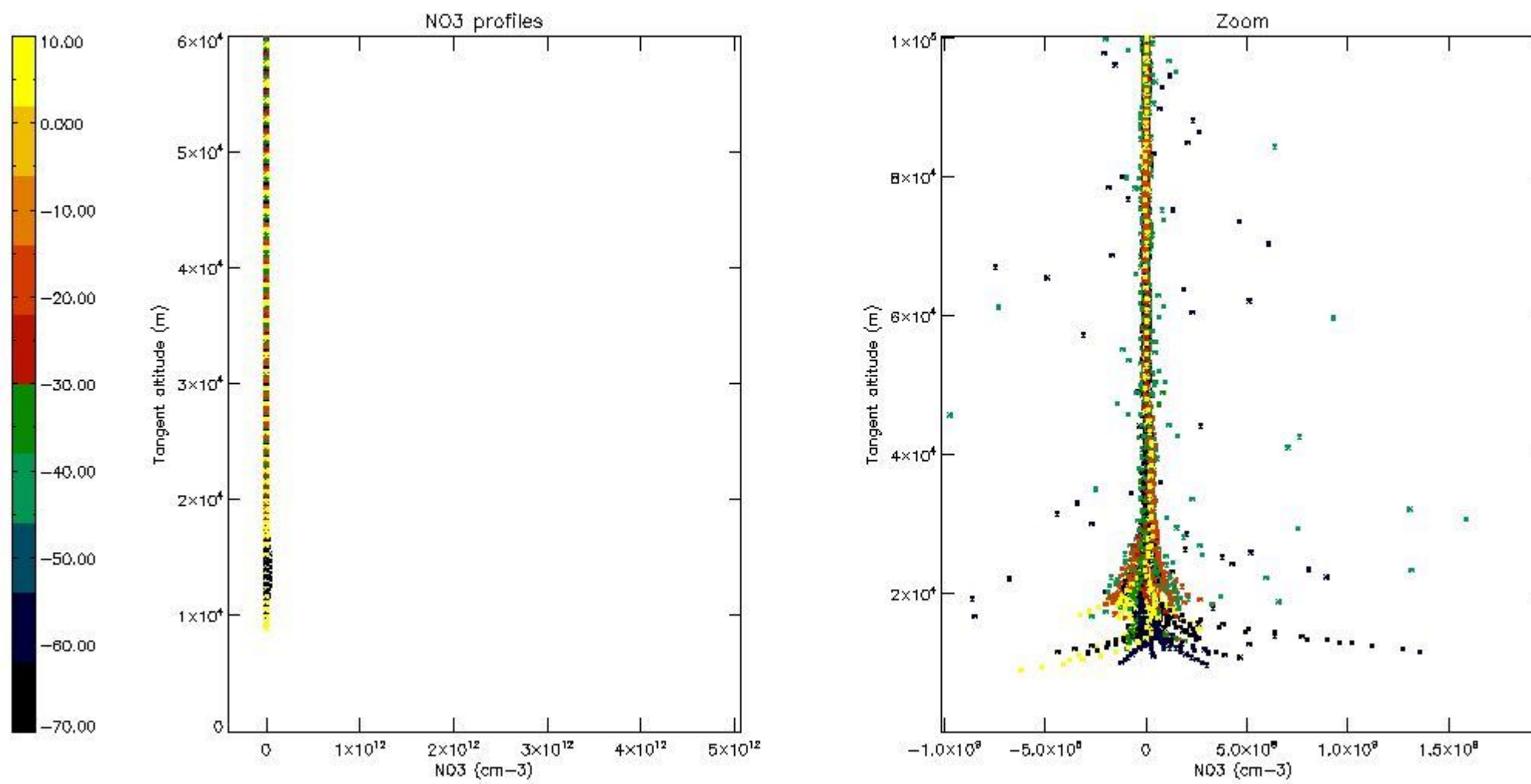
5.6 Plot NO₂ profiles for all STD (dark without errors)

The colorbar represents the latitude.



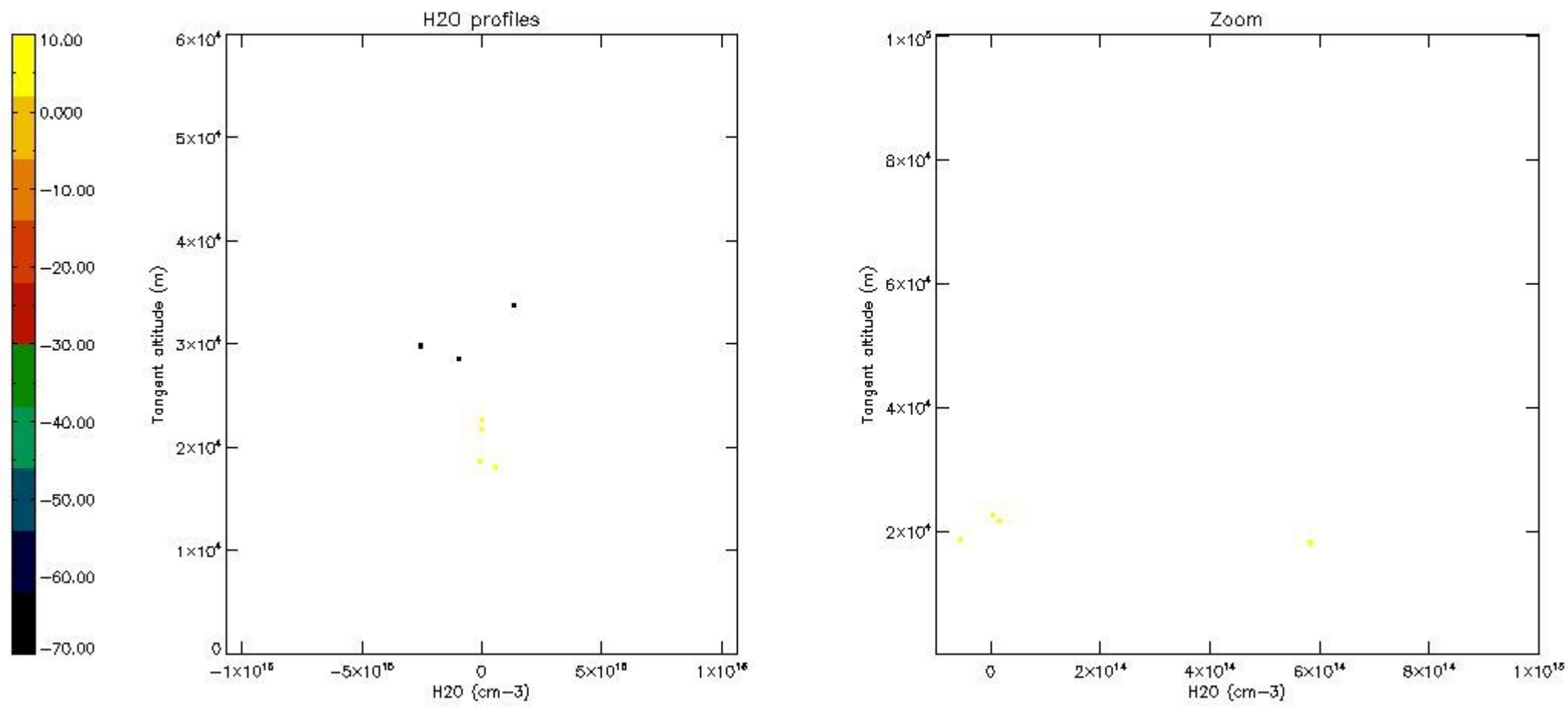
5.7 Plot NO3 profiles for all STD (dark without errors)

The colorbar represents the latitude.



5.8 Plot H2O profiles for all STD (only for occultations of stars 1,2,3,4,13,14,16,26,63 dark without errors)

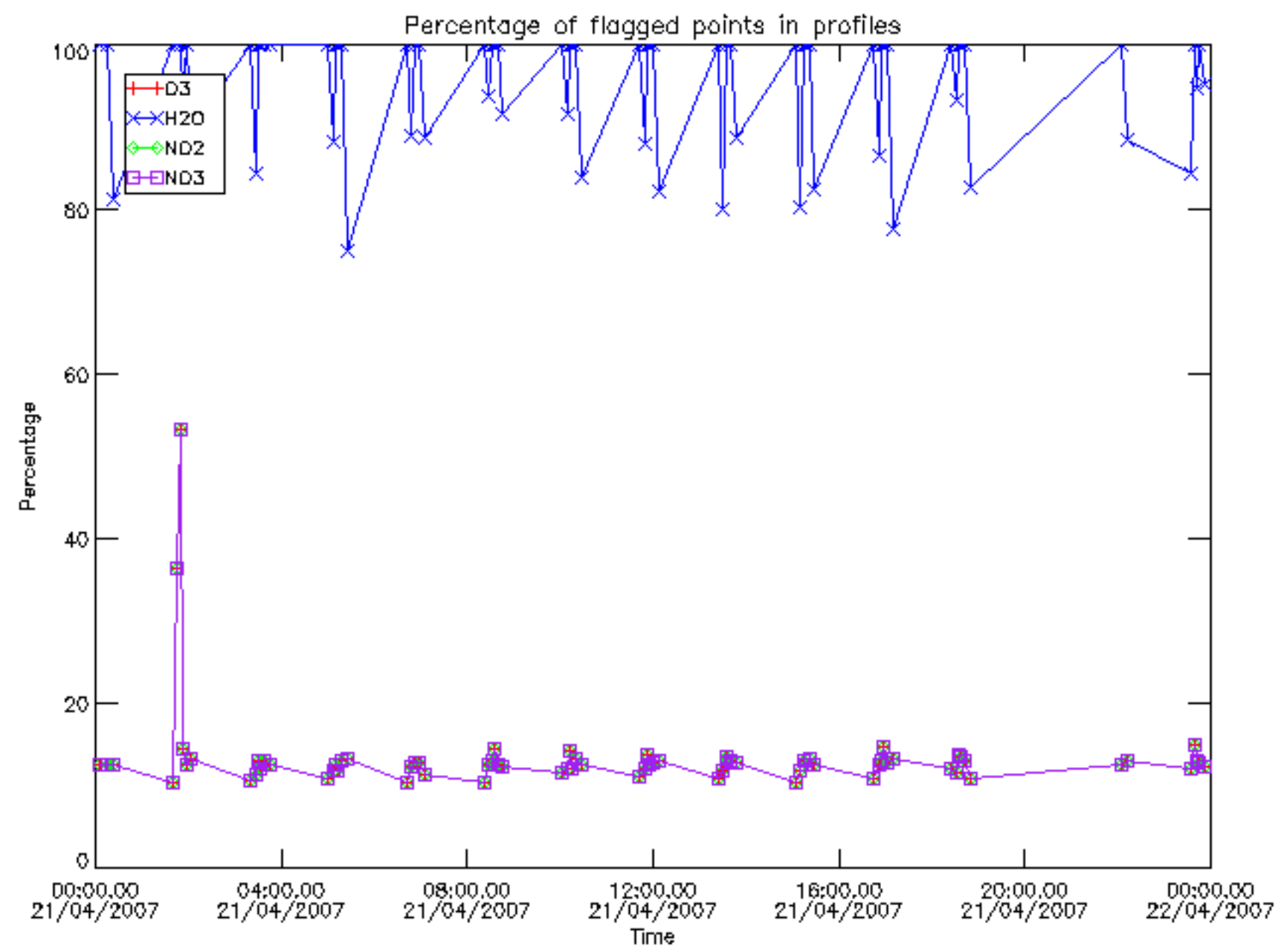
The colorbar represents the latitude.



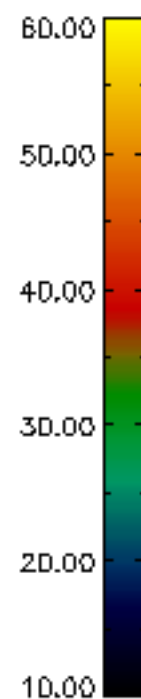
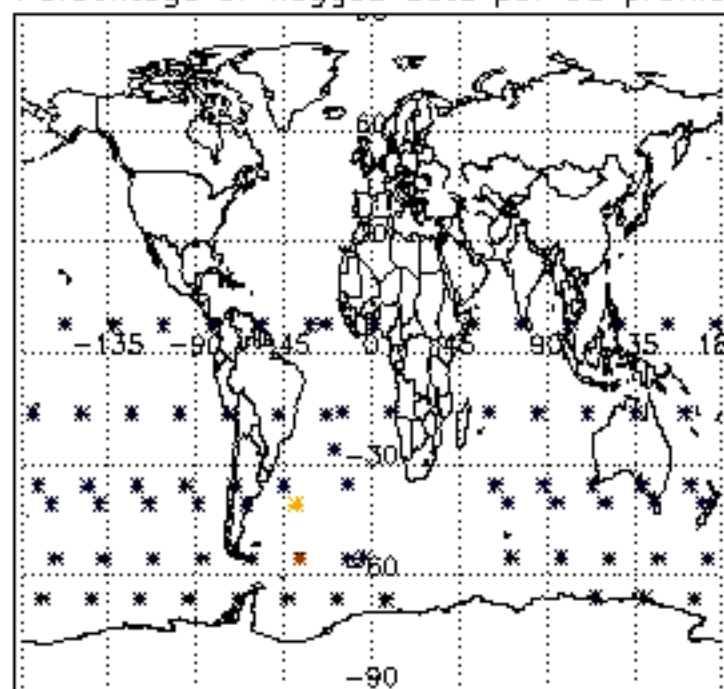
6. Auxiliary Data Files used for the production reported in section 2

The number reported in the third column indicates since which file (see list in section 2) the corresponding auxiliary file has been used. The fourth column is the date of those product files.

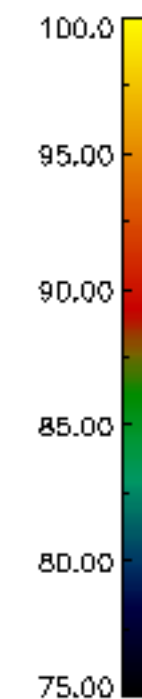
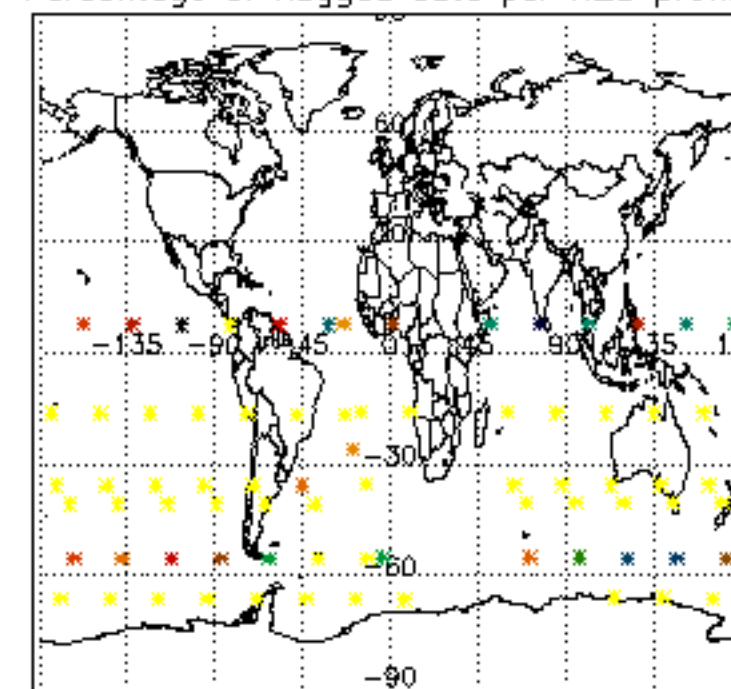
Type	Auxiliary Filename	Used since product	Used since product date
INST_PHYS_CHARACTERISTICS	GOM_INS_AXVIEC20091111_143220_20030716_120000_20500101_000000	1	21-APR-2007 00:05:25
LEVEL-2_PROC_CONFIG	GOM_PR2_AXVIEC20091111_152718_20020301_000000_20500101_000000	1	21-APR-2007 00:05:25
CROSS_SECTIONS_FILE	GOM_CRS_AXVIEC20091111_154832_20020301_000000_20500101_000000	1	21-APR-2007 00:05:25



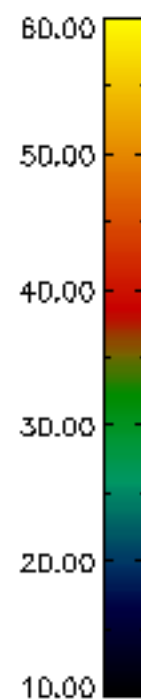
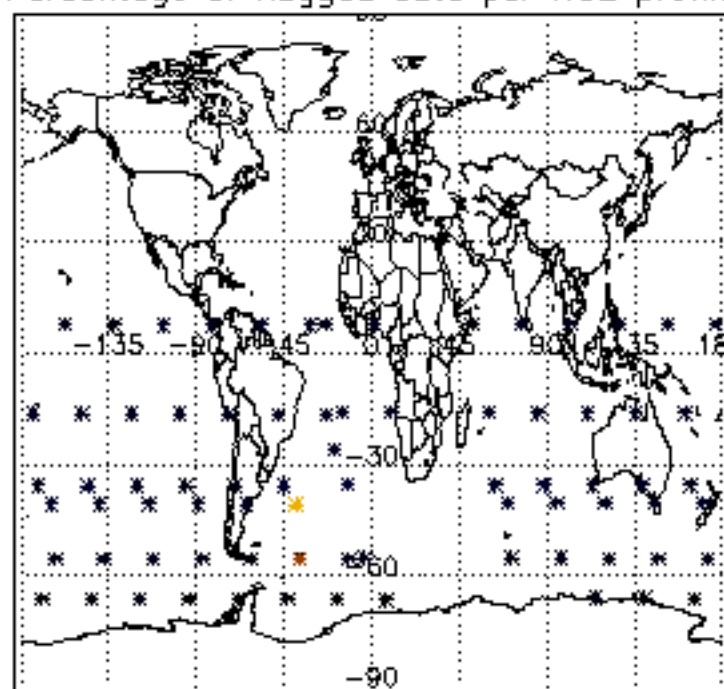
Percentage of flagged data per D3 profile



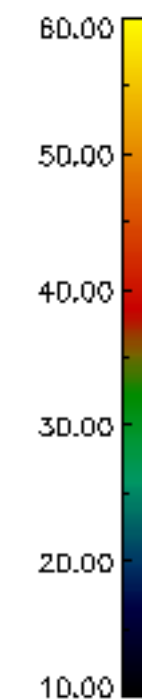
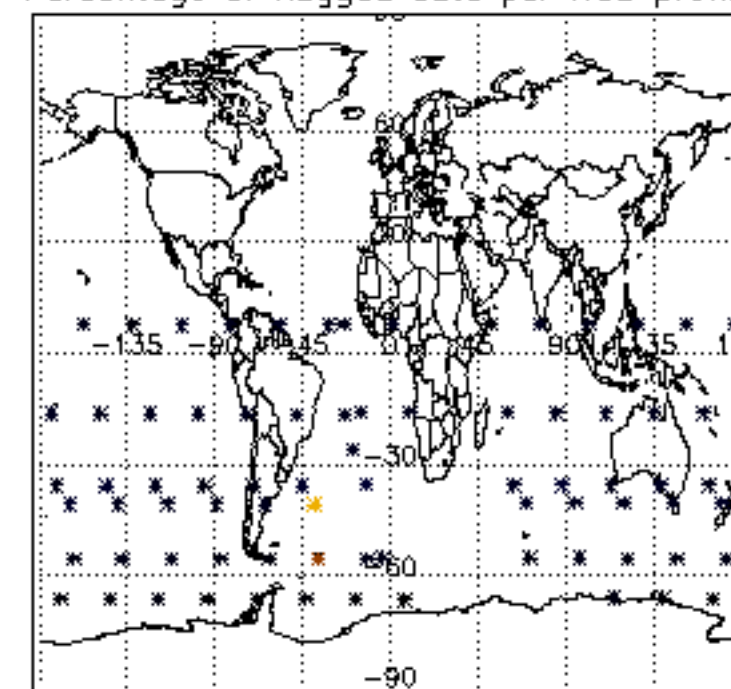
Percentage of flagged data per H2O profile

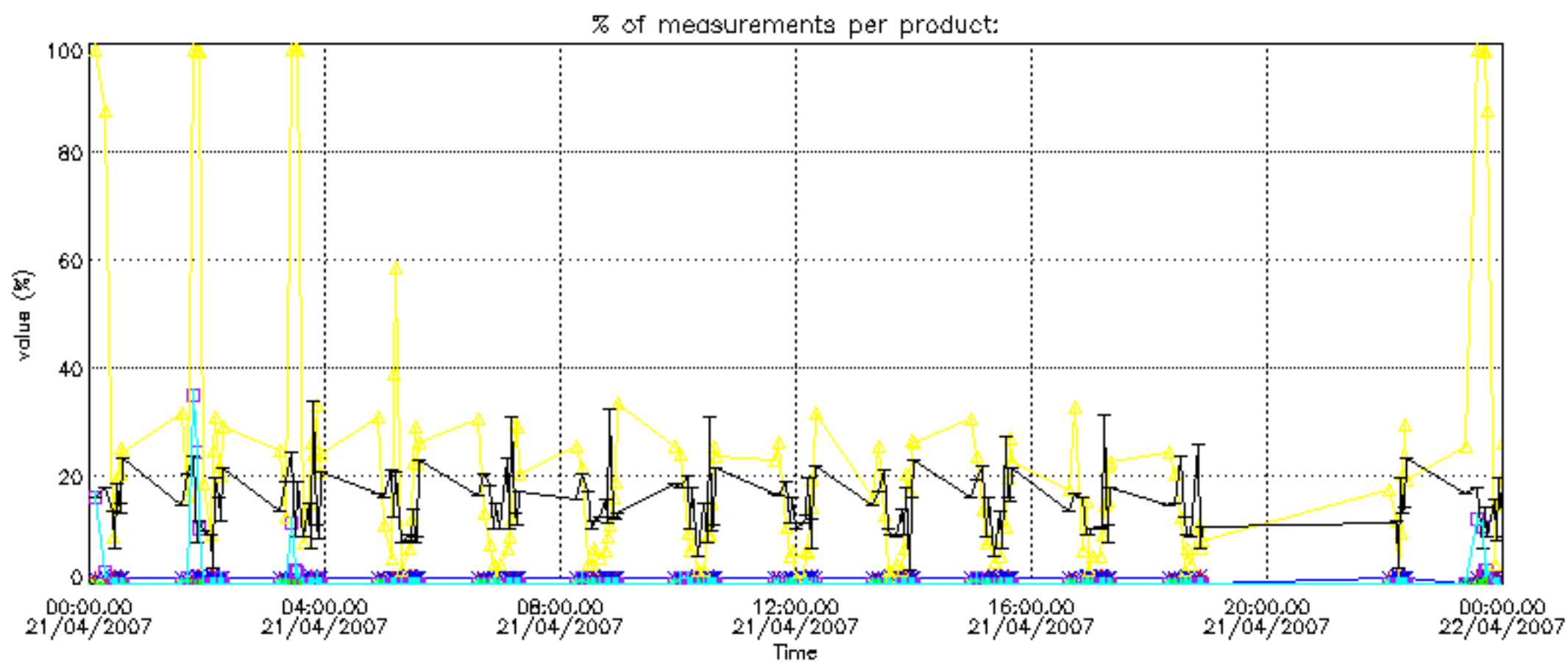


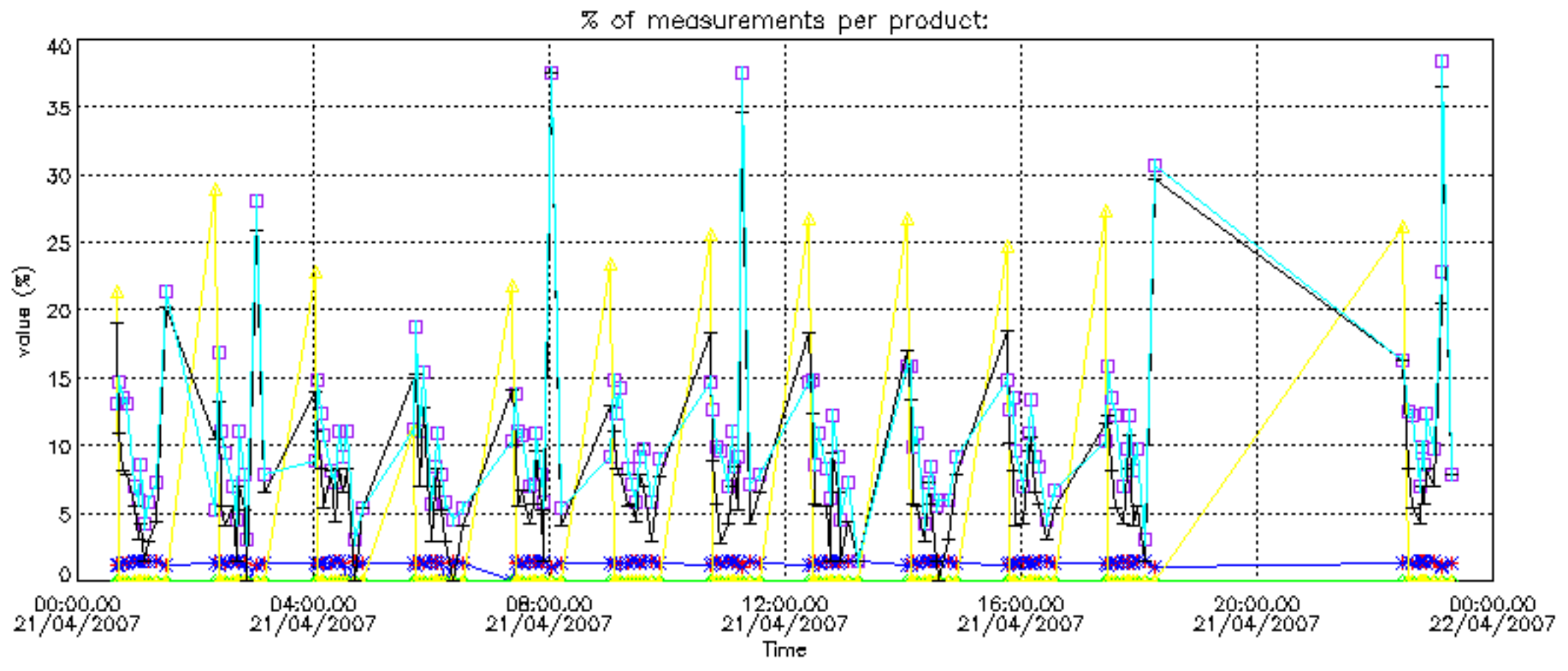
Percentage of flagged data per NO2 profile



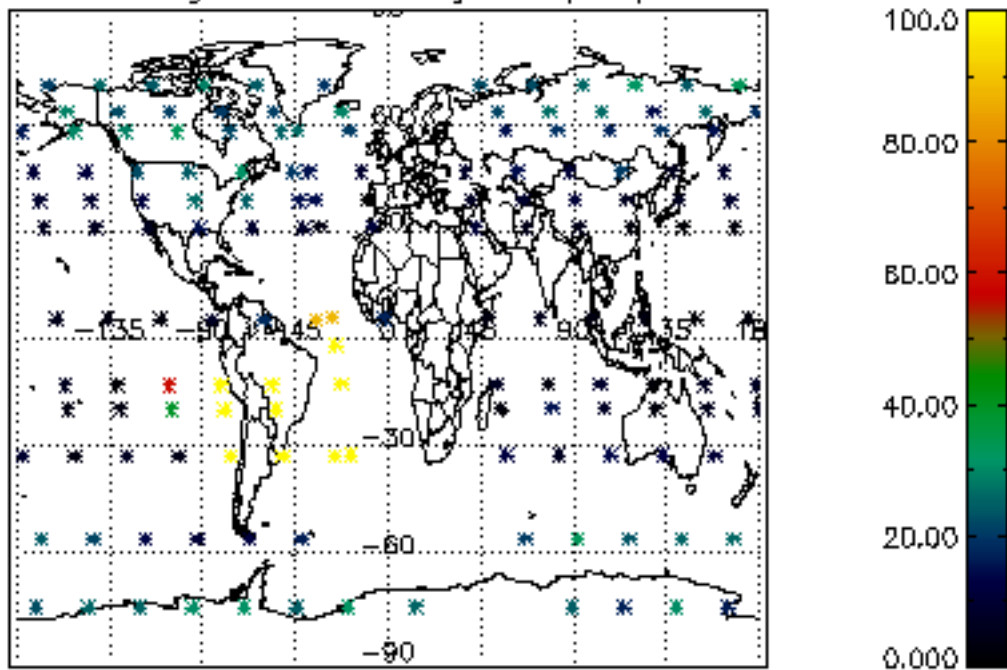
Percentage of flagged data per NO3 profile



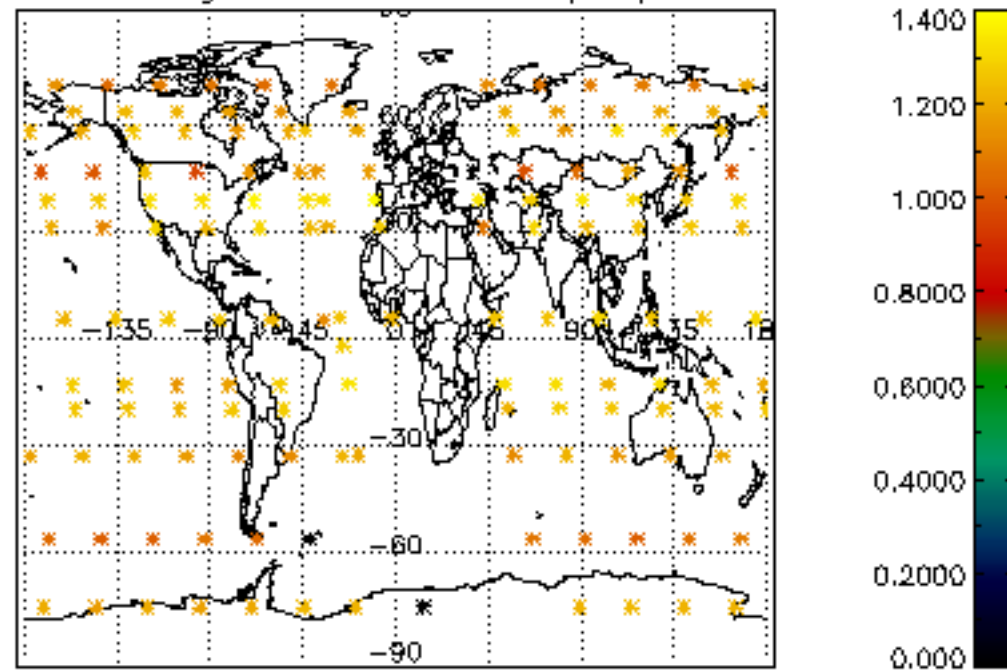




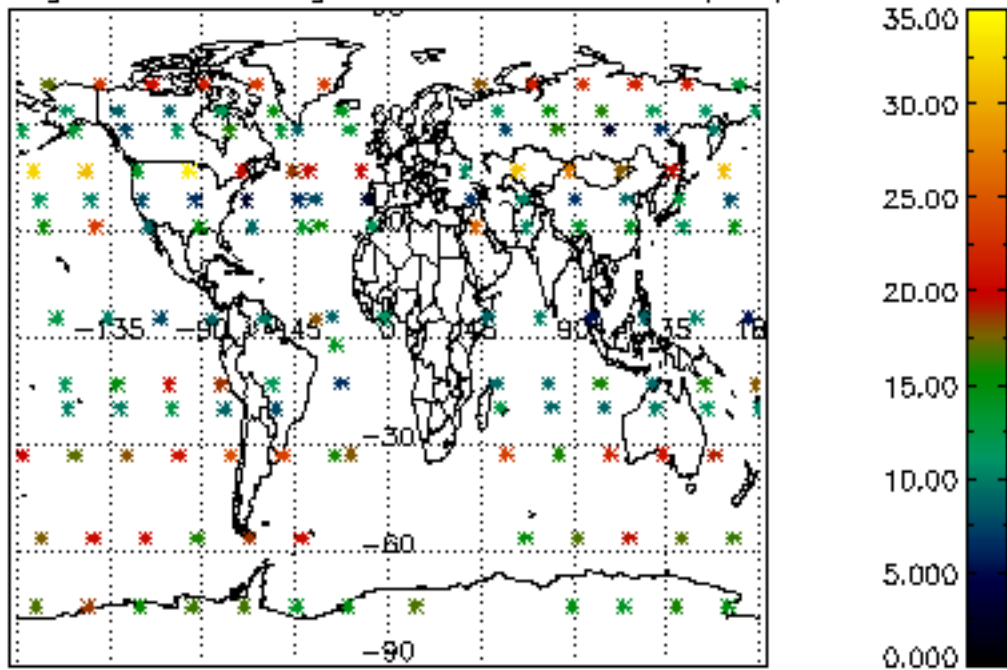
Percentage of cosmic ray hits per profile



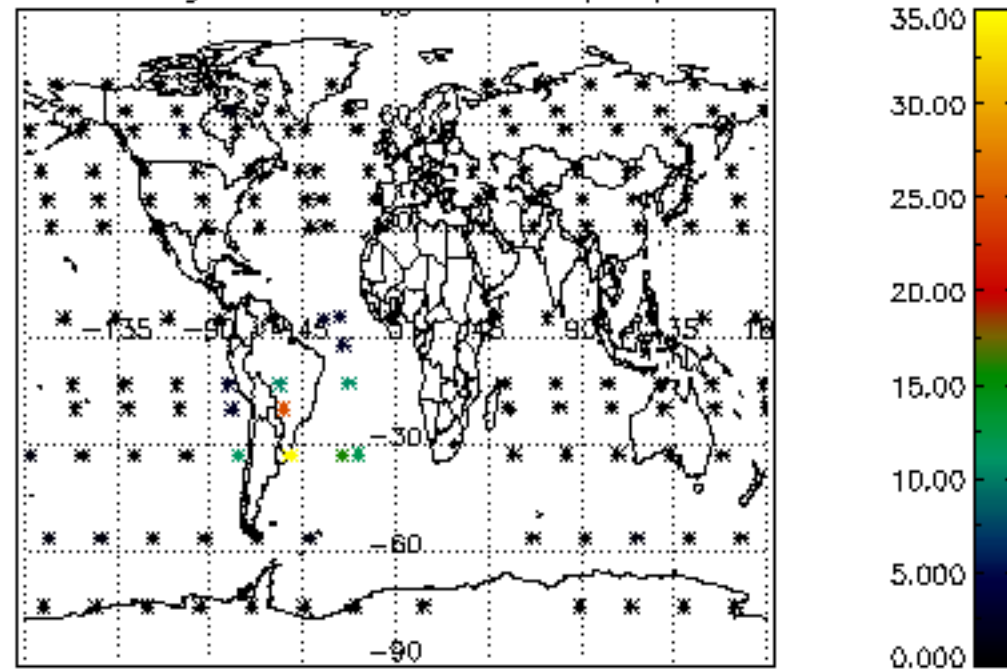
Percentage of datation errors per profile



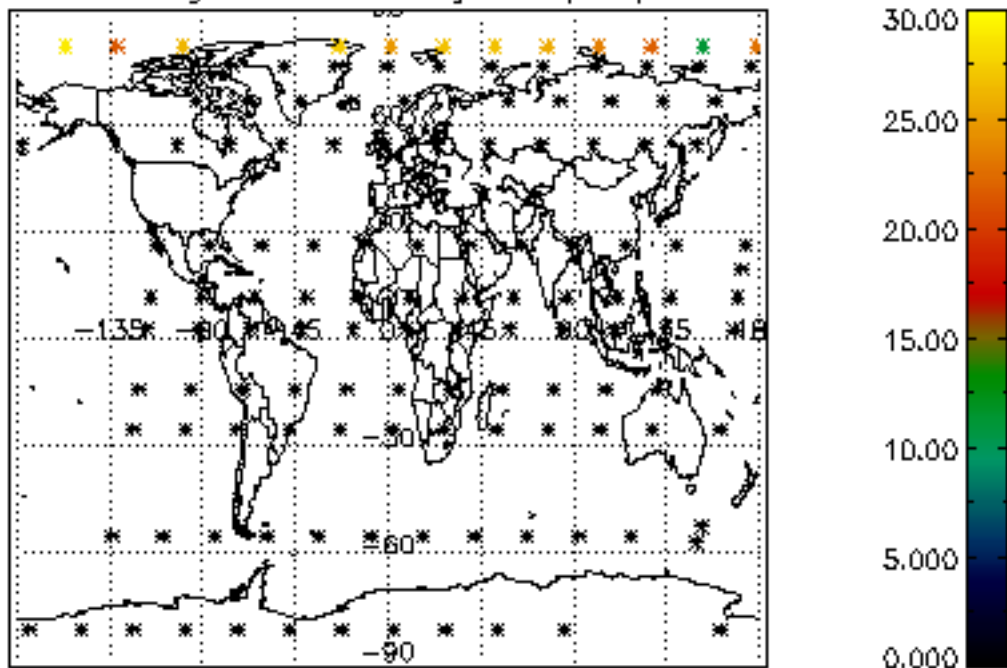
Percentage of star falling outside central band per profile



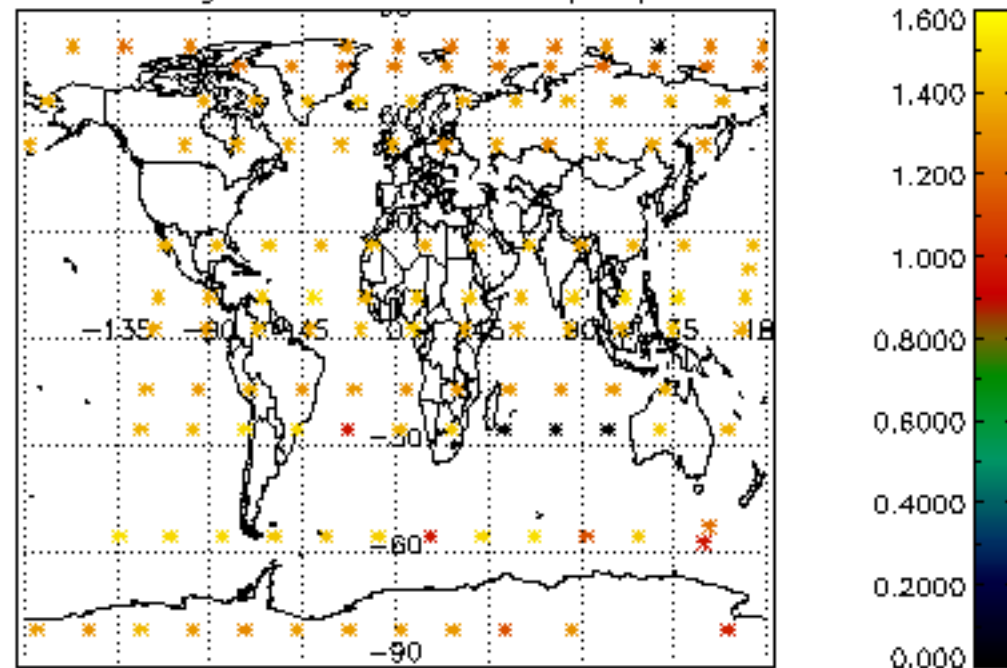
Percentage of saturation errors per profile



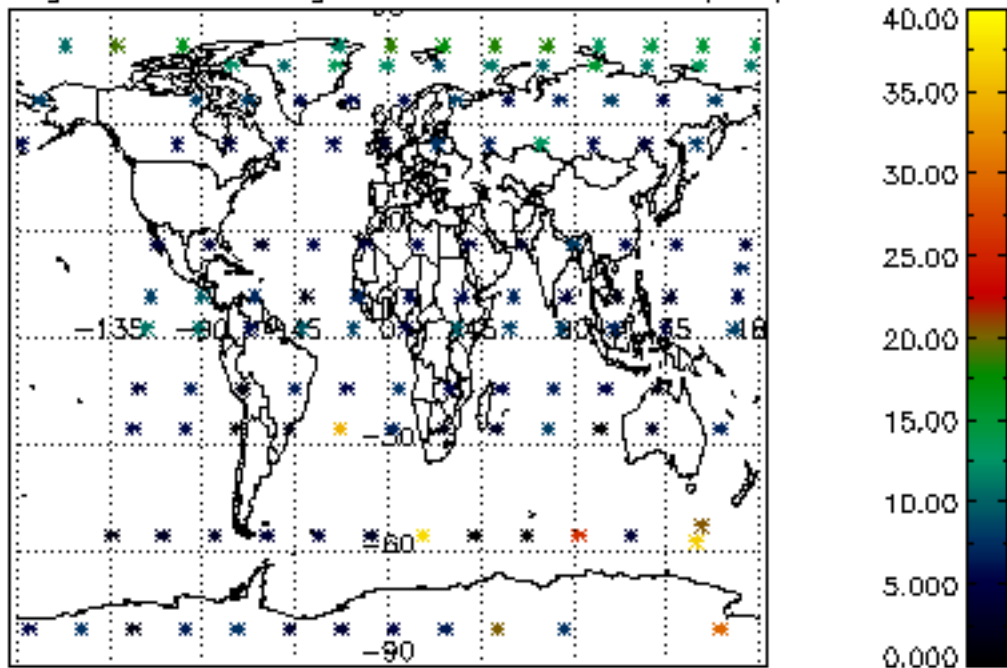
Percentage of cosmic ray hits per profile



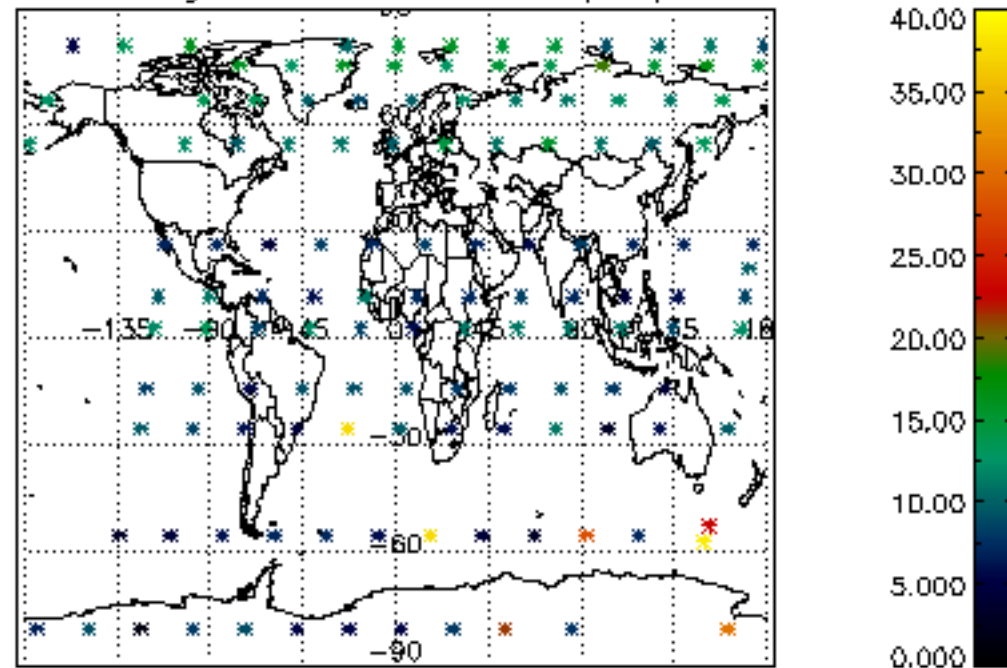
Percentage of datation errors per profile

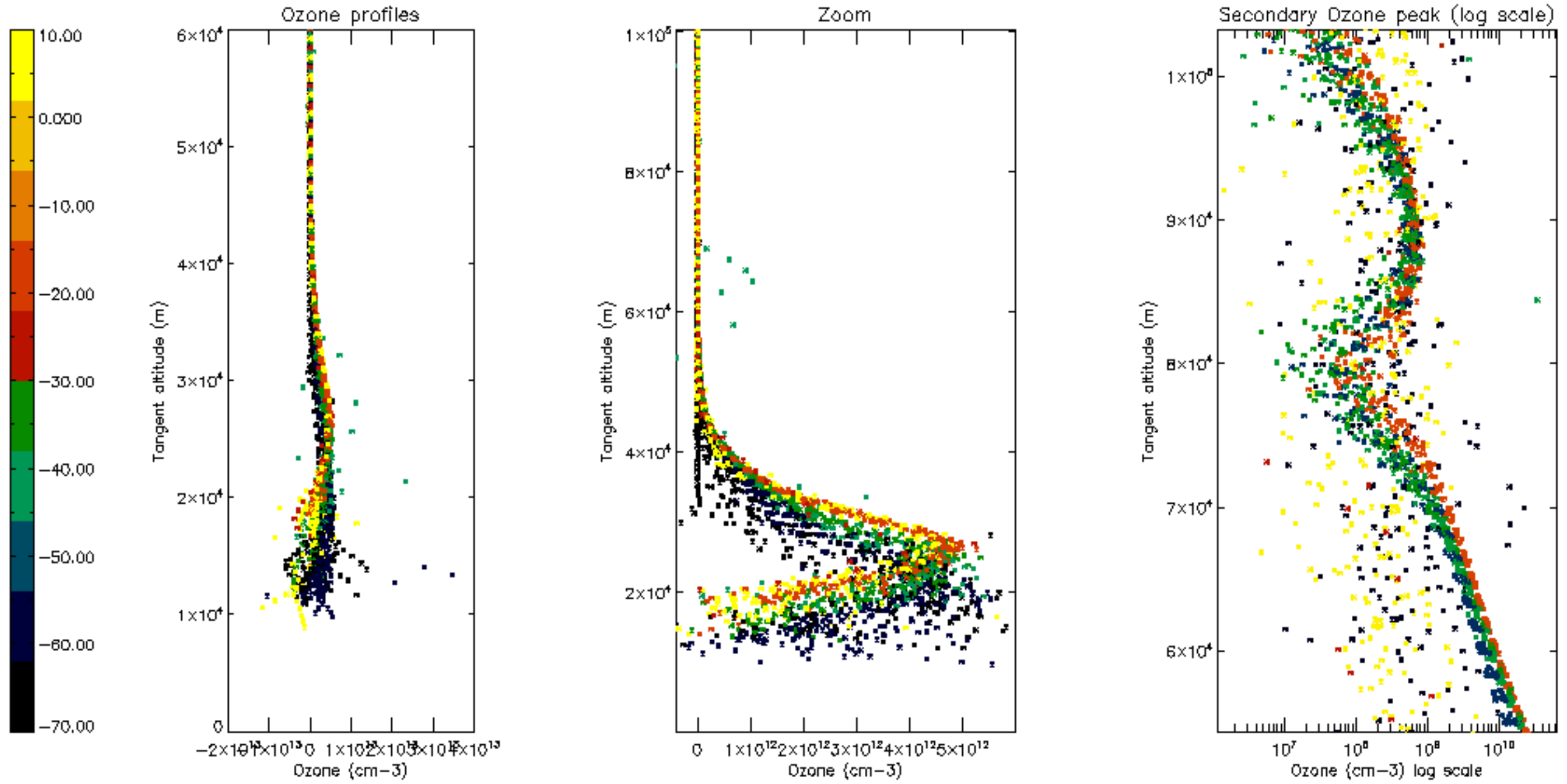


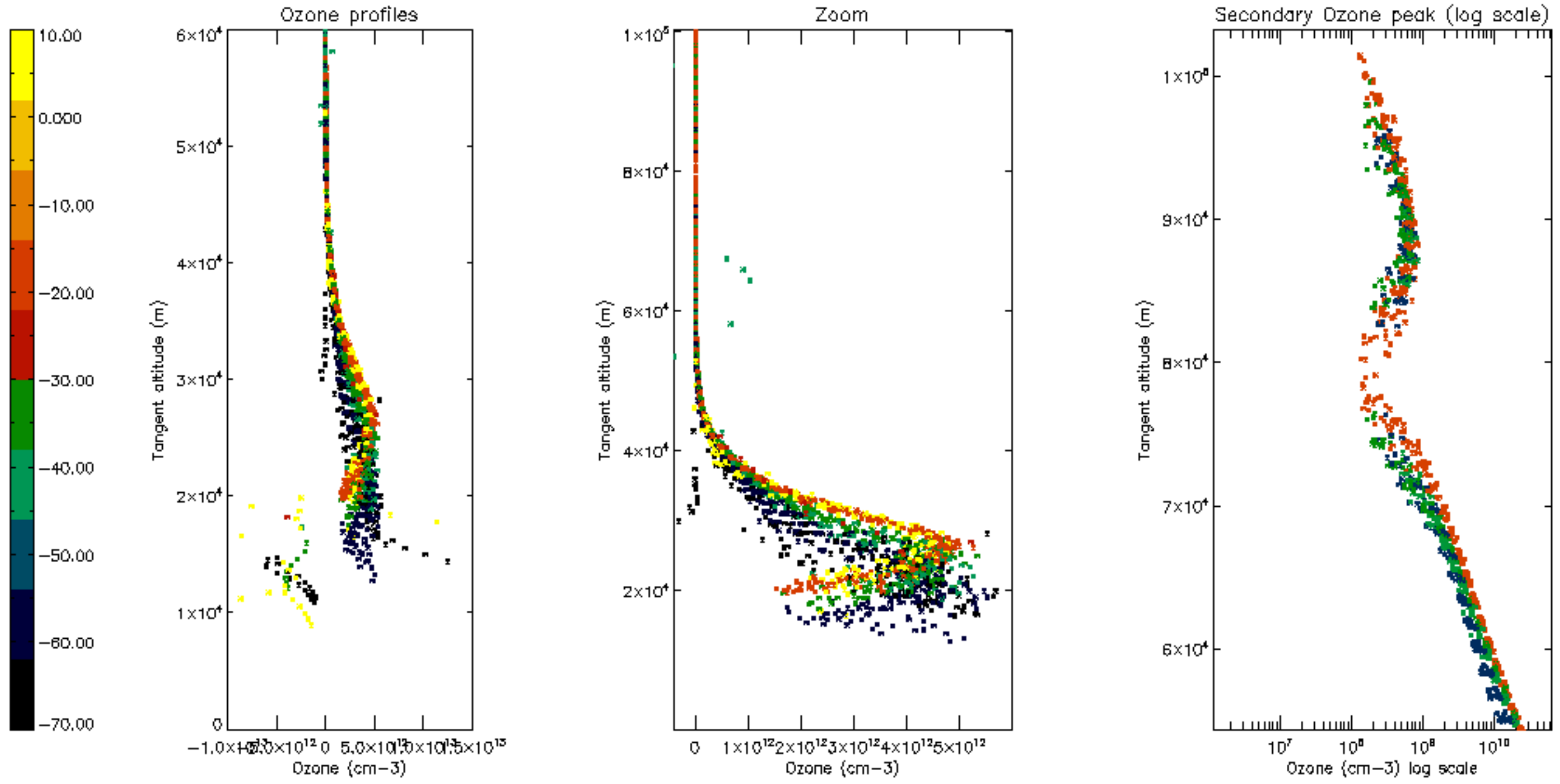
Percentage of star falling outside central band per profile

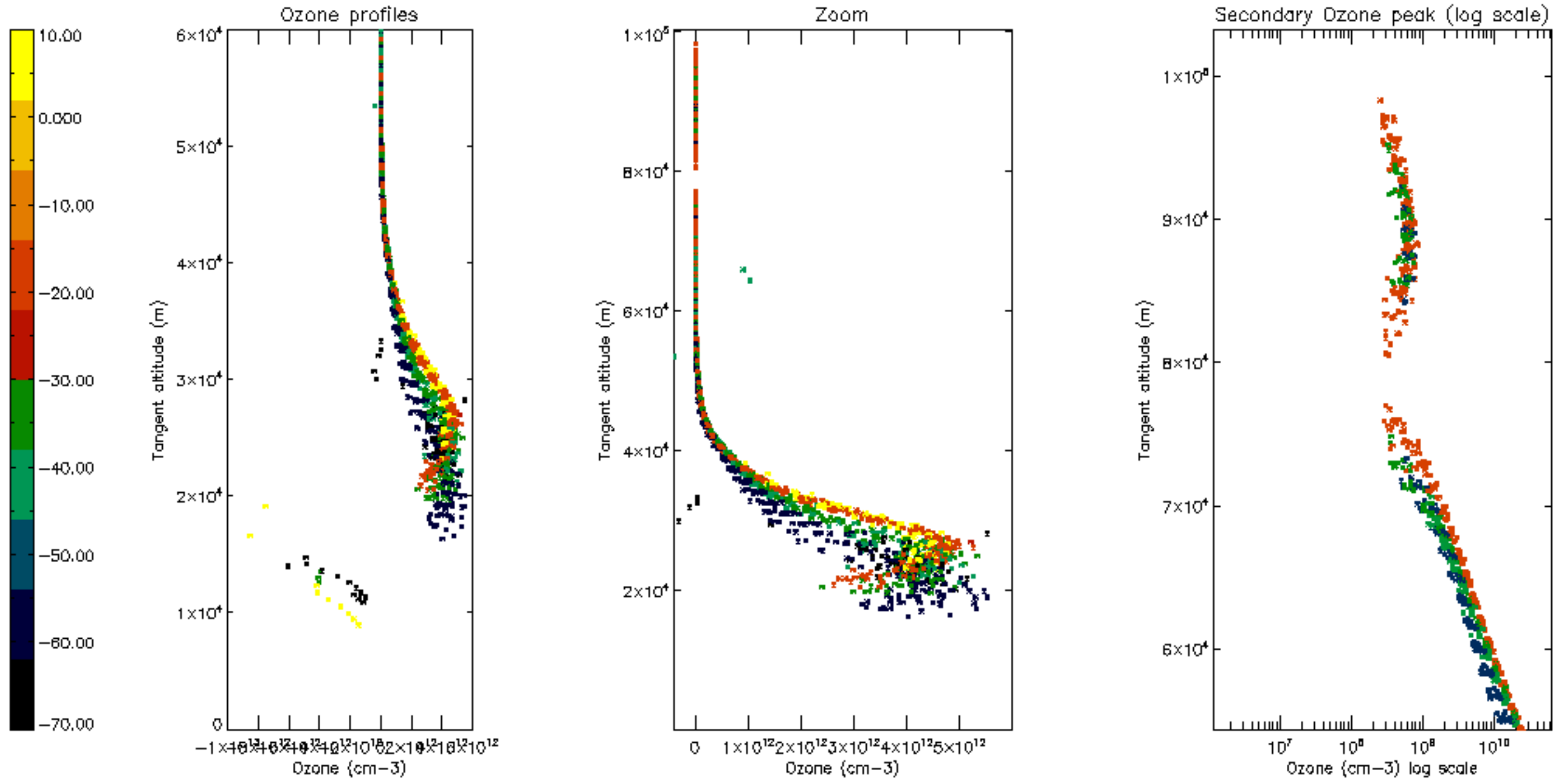


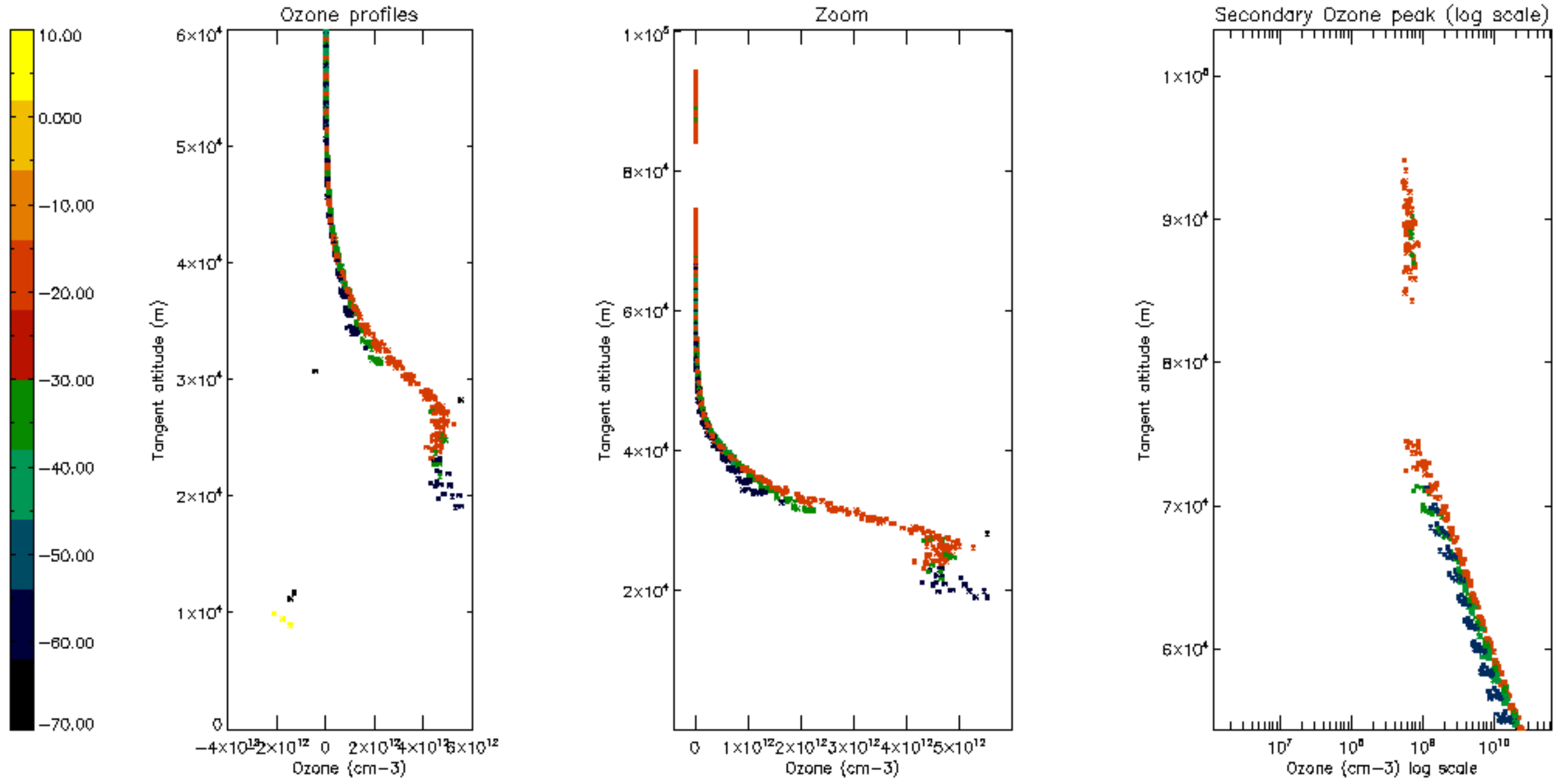
Percentage of saturation errors per profile

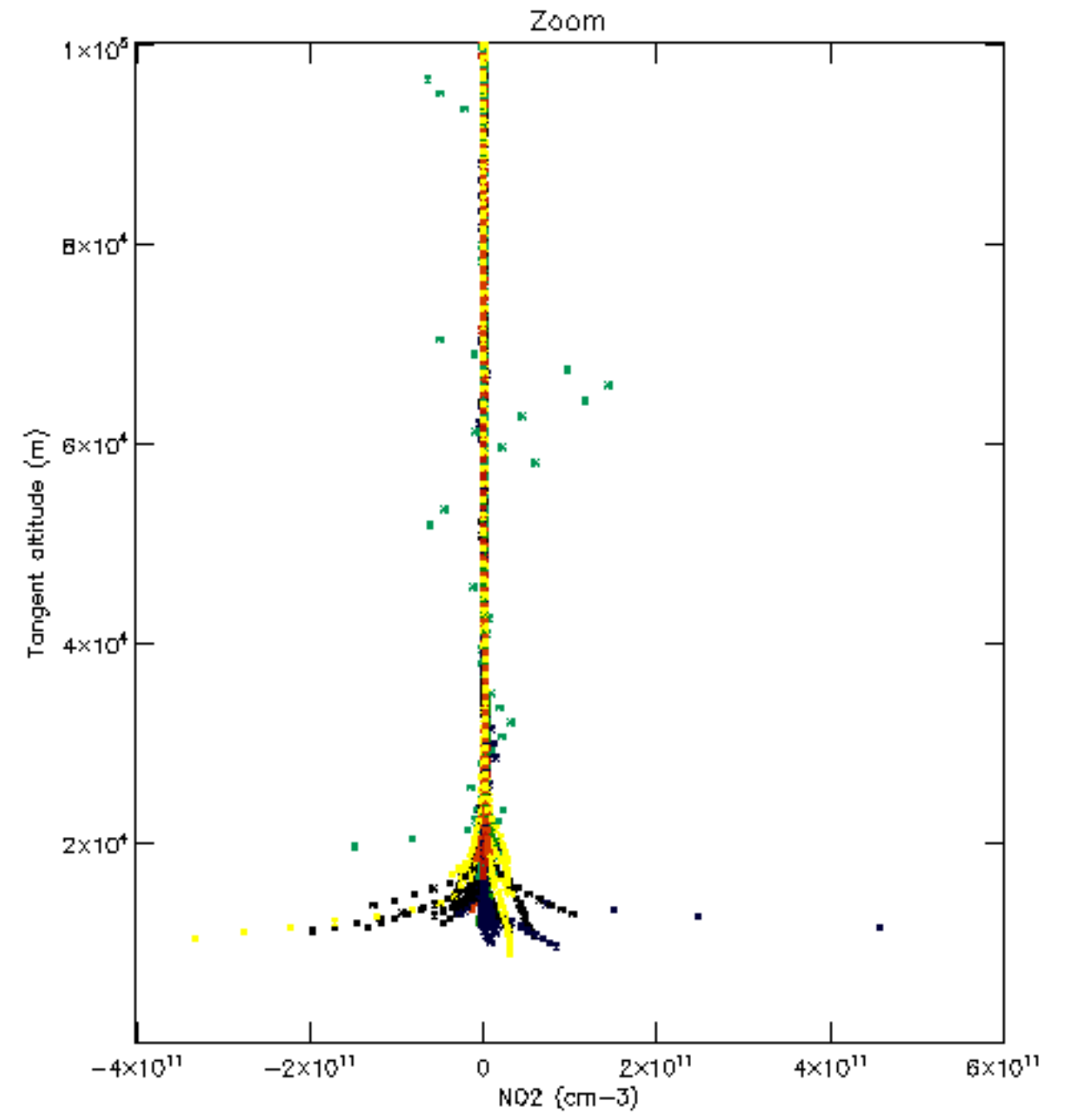
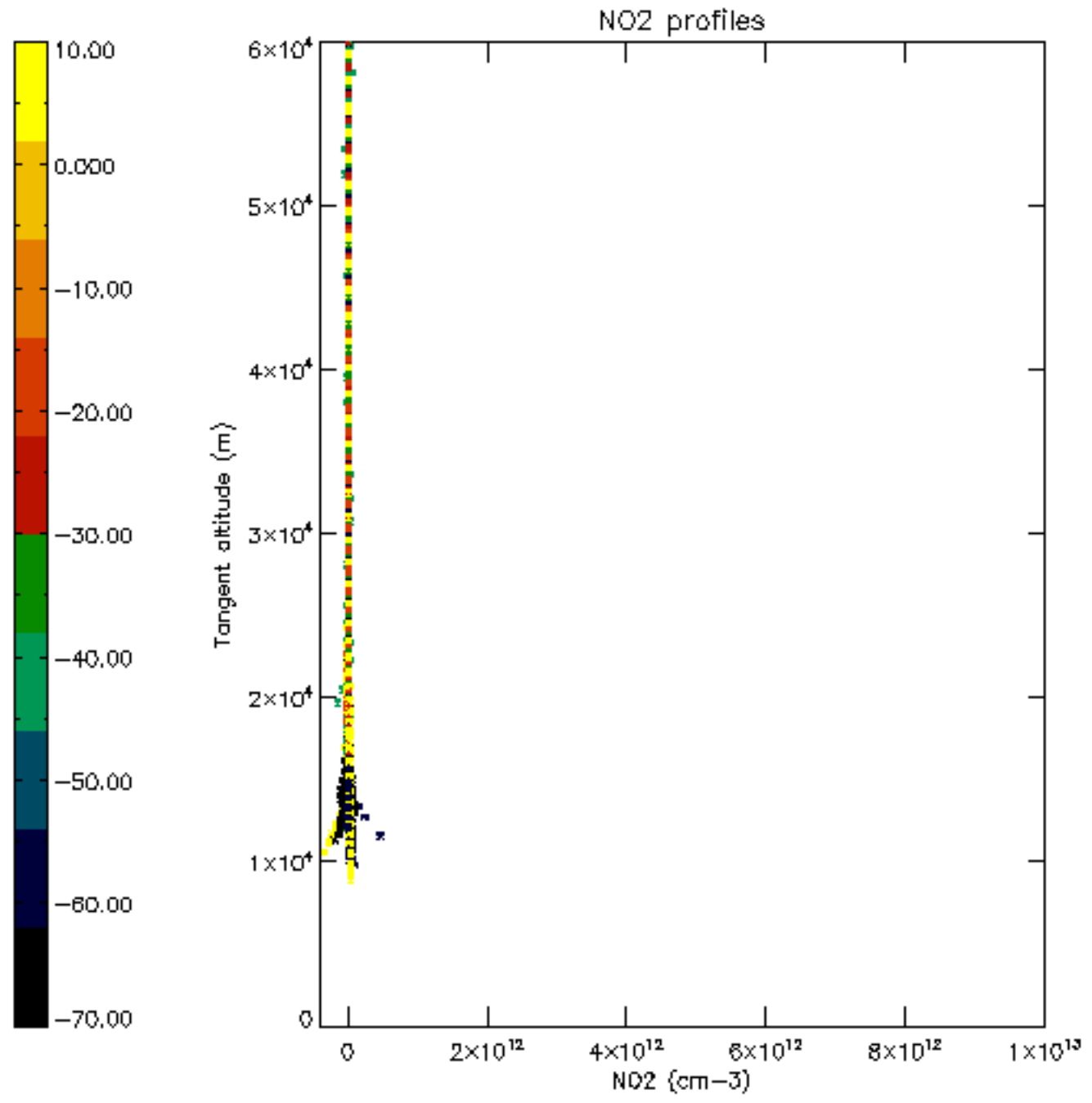


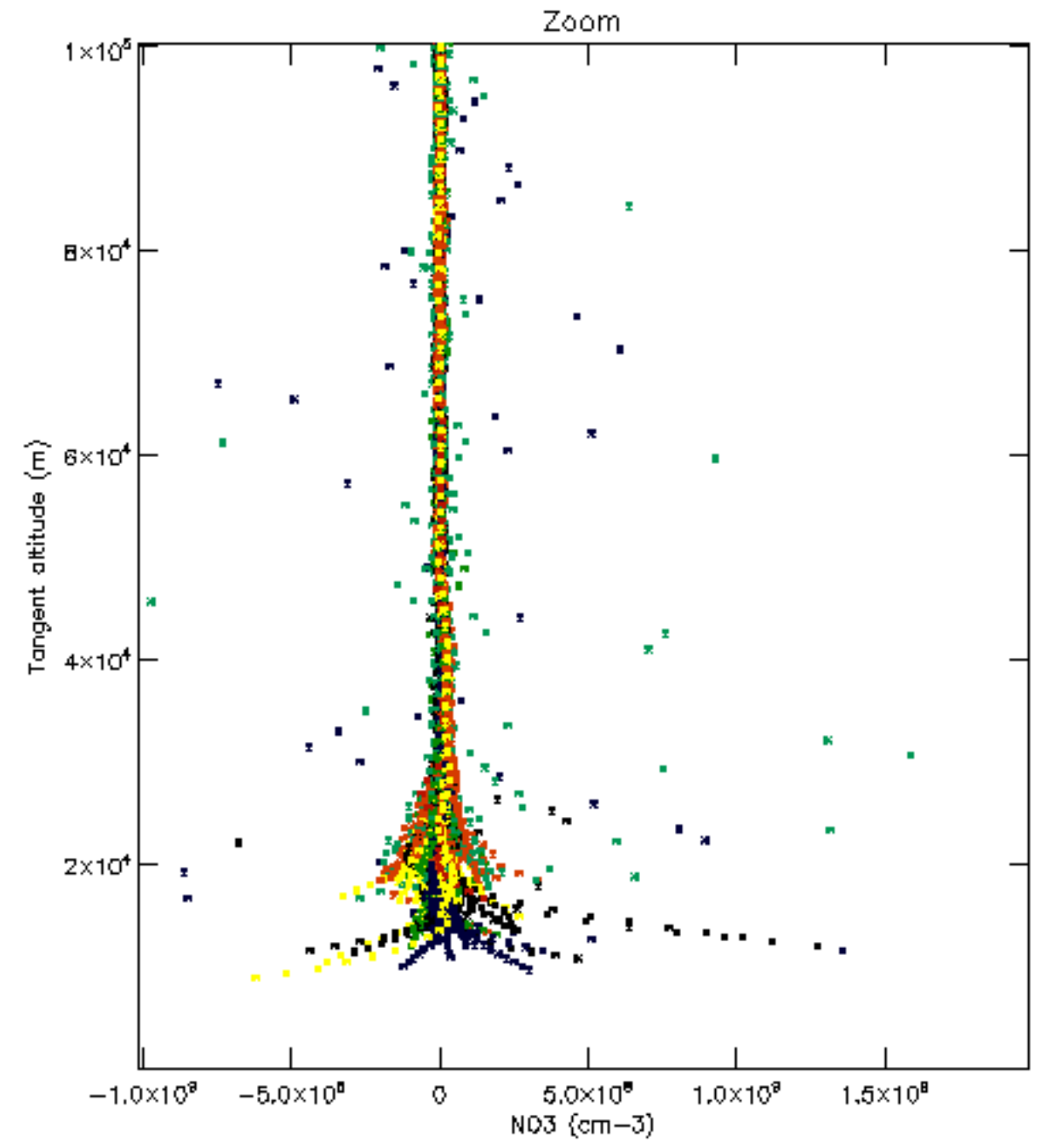
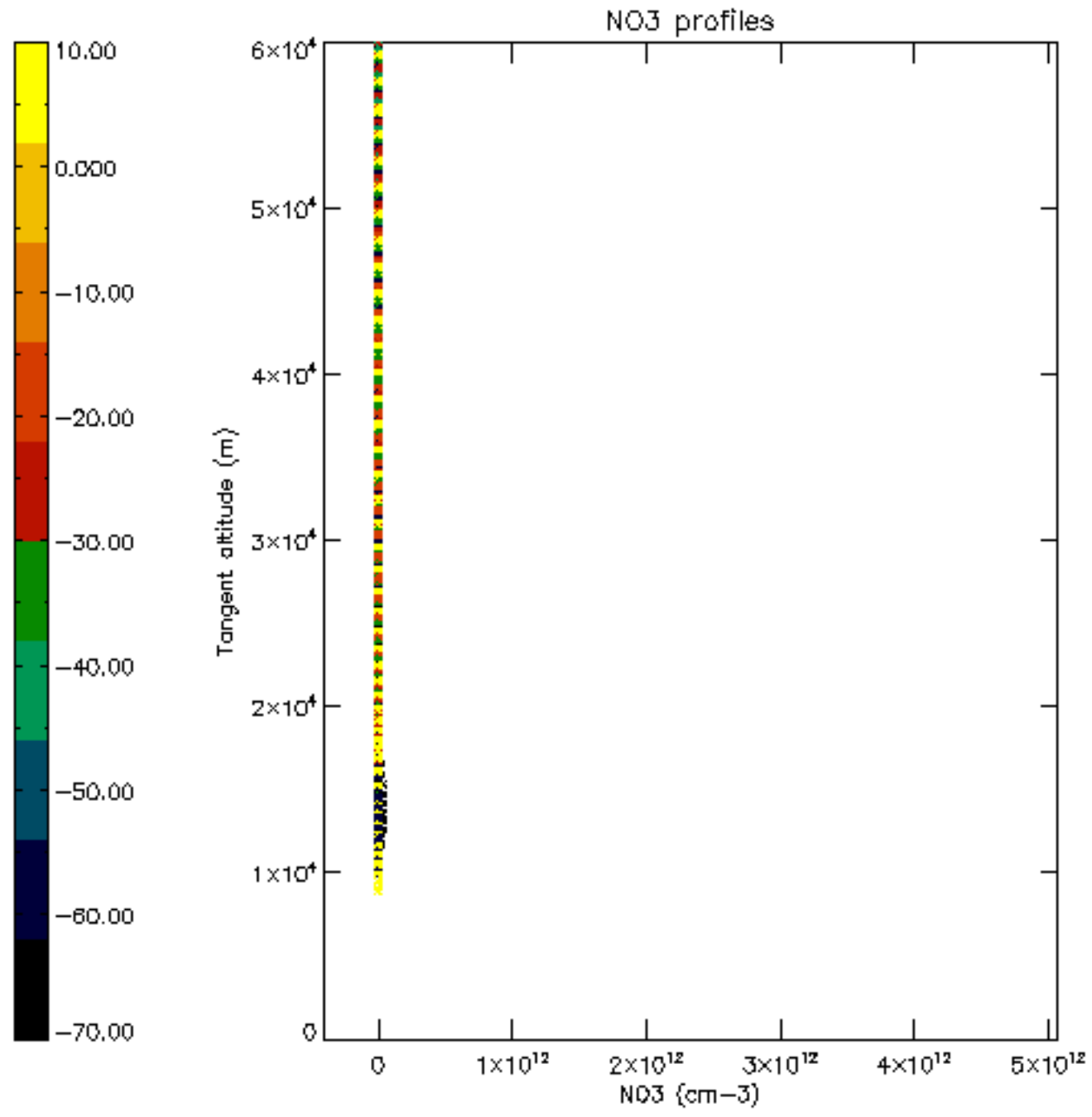


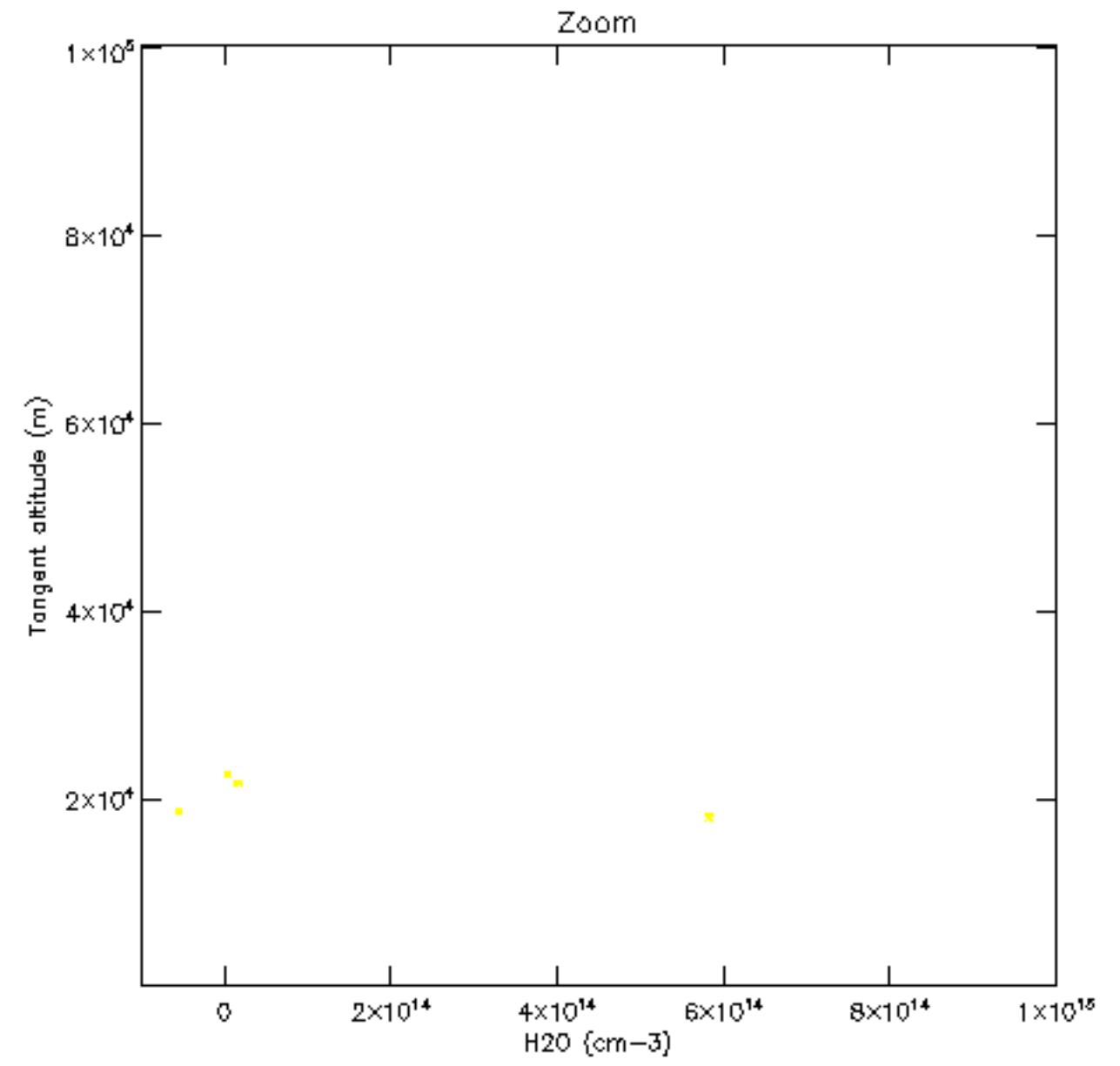
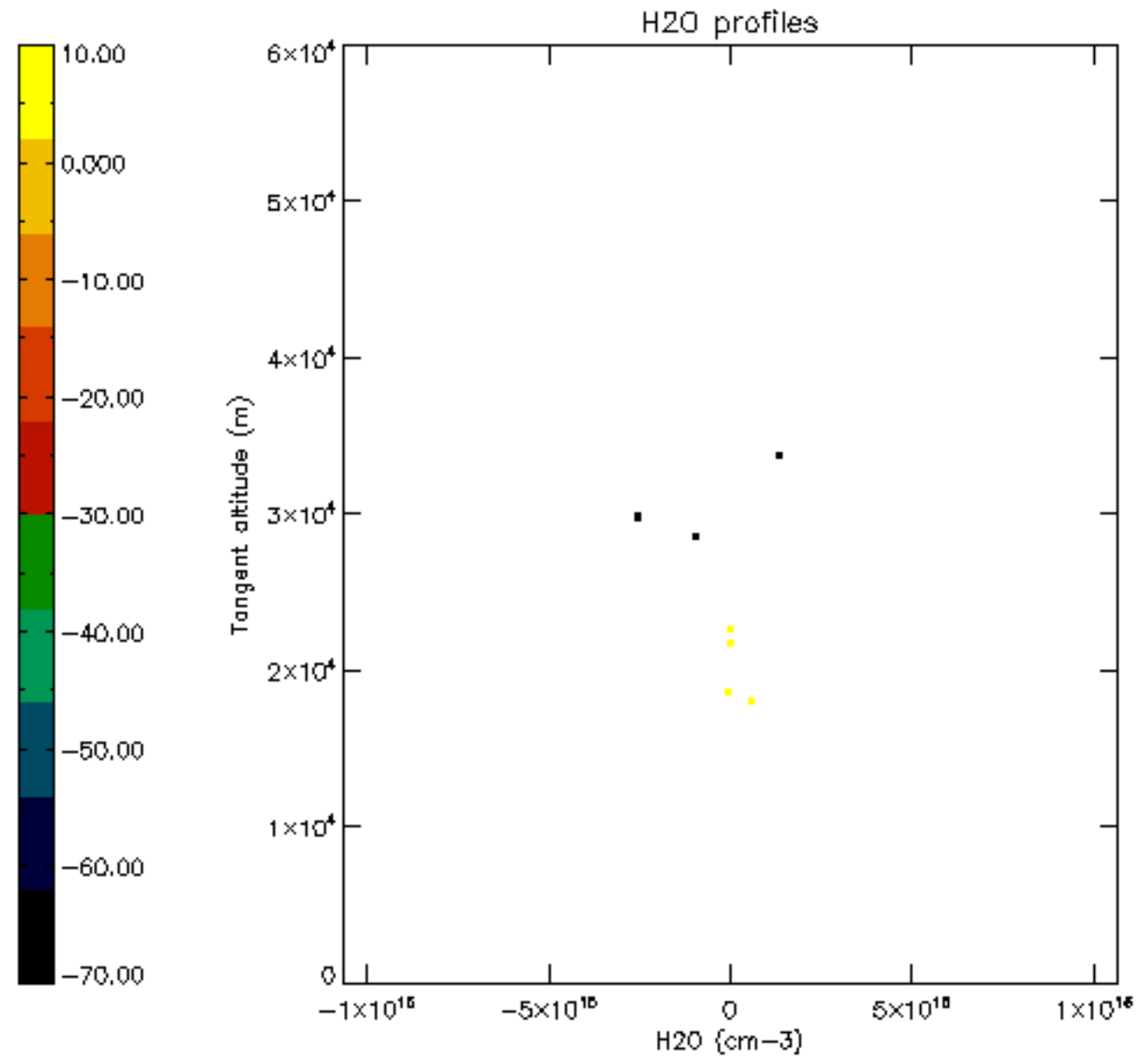


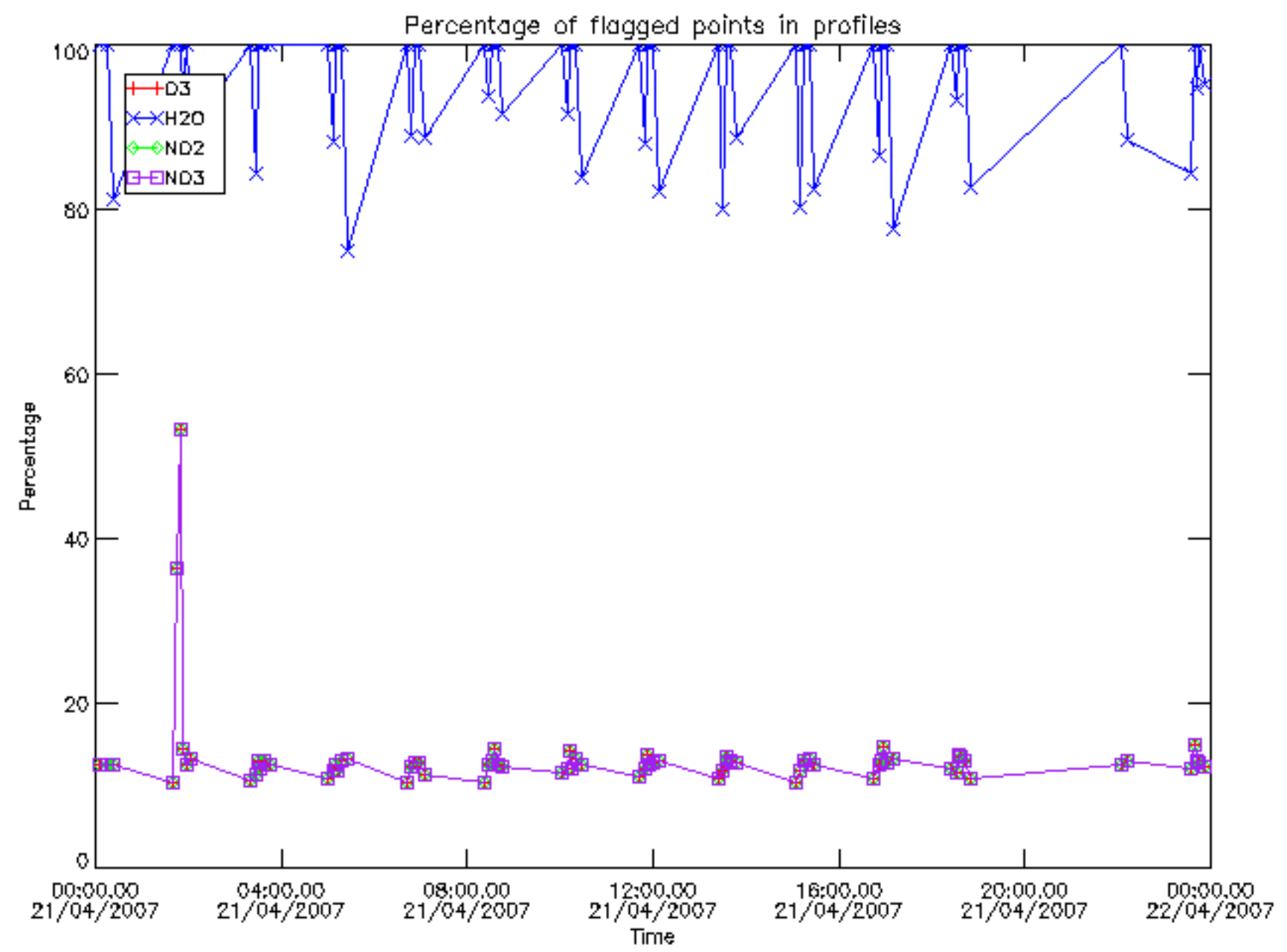




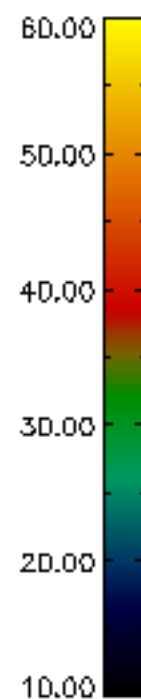
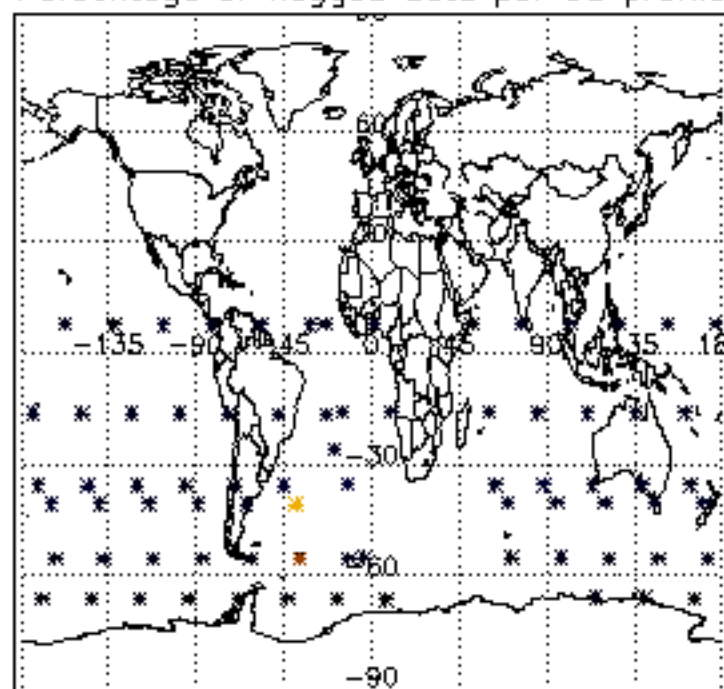




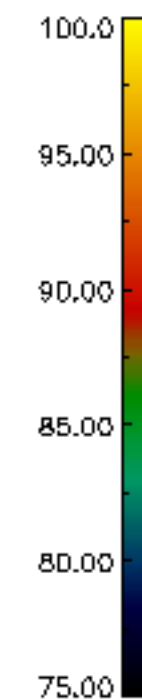
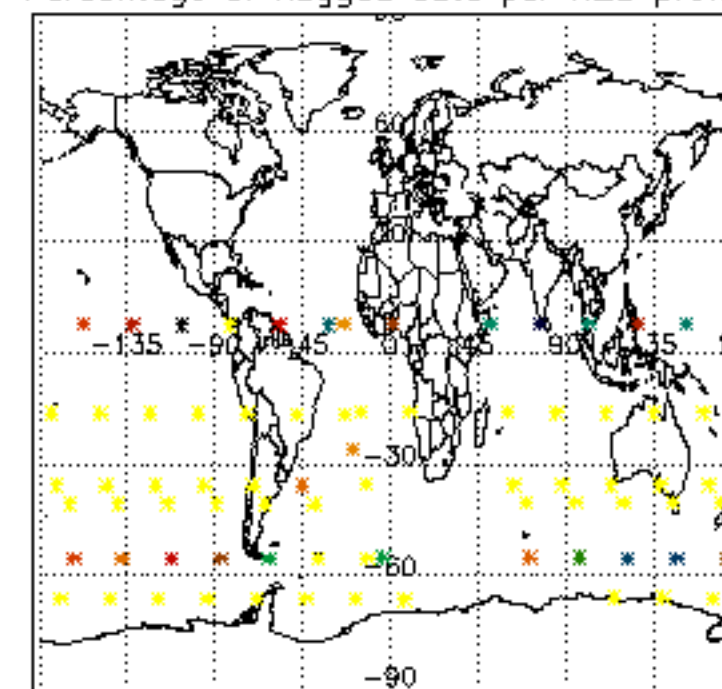




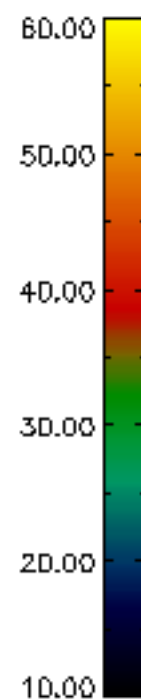
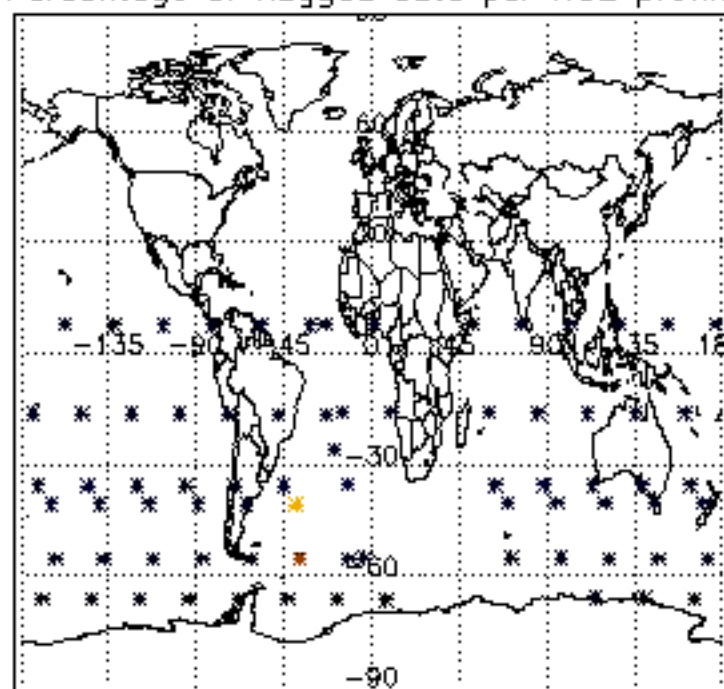
Percentage of flagged data per D3 profile



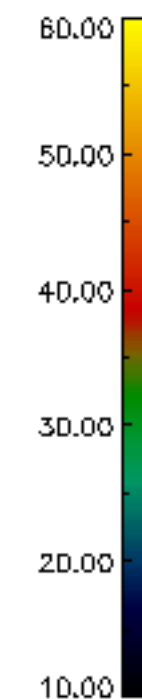
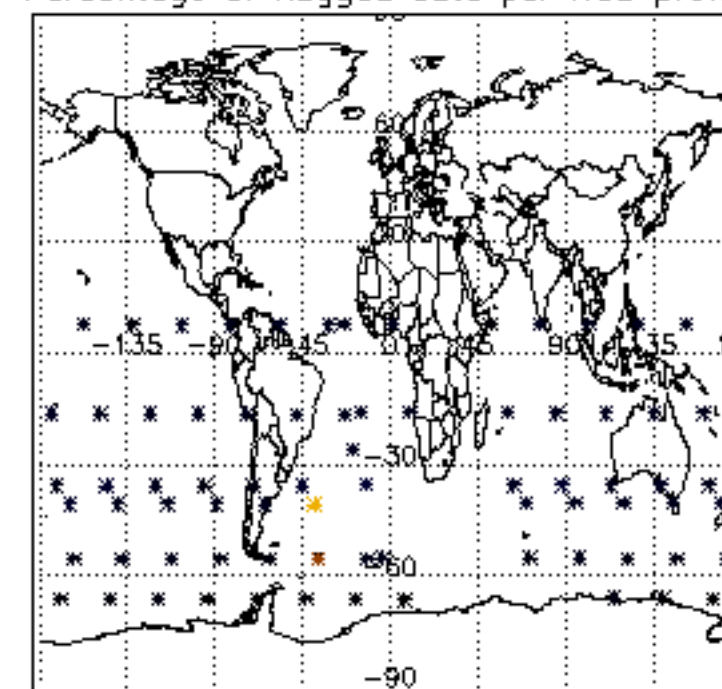
Percentage of flagged data per H2O profile

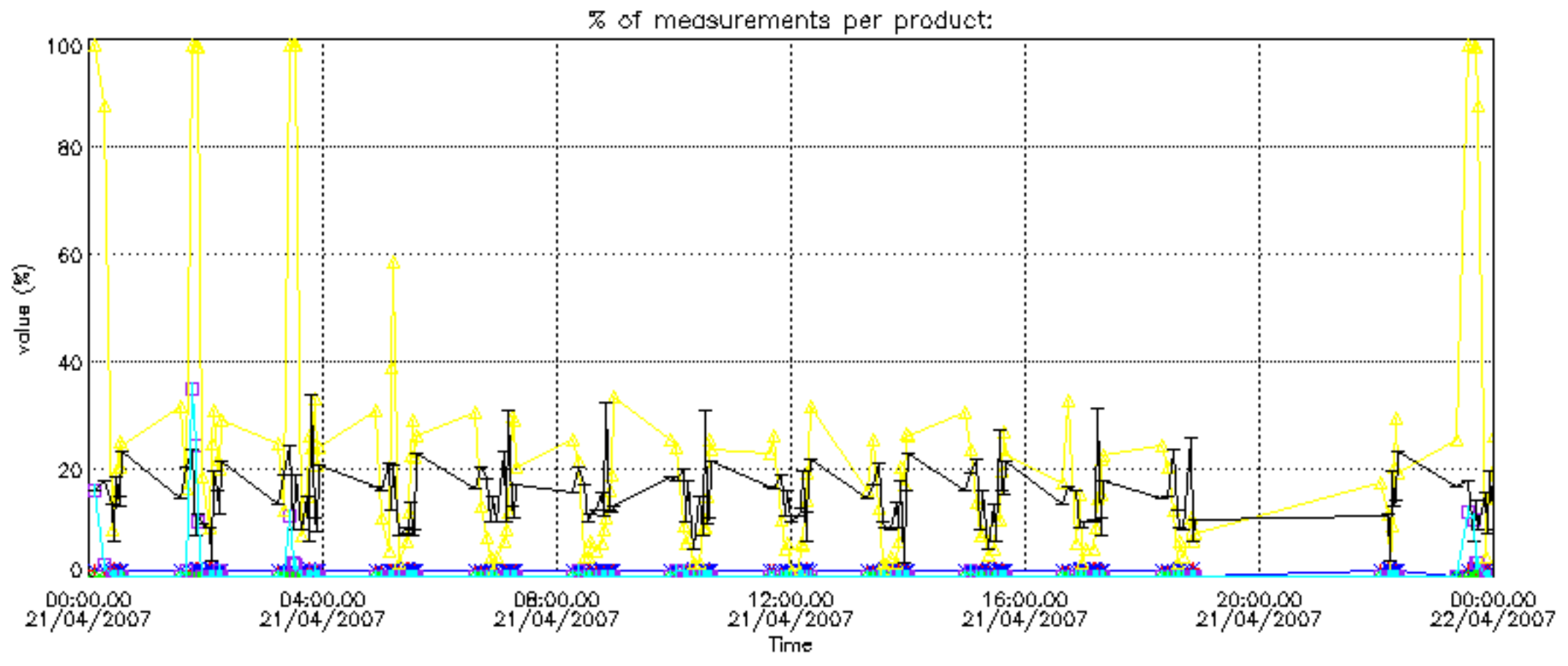


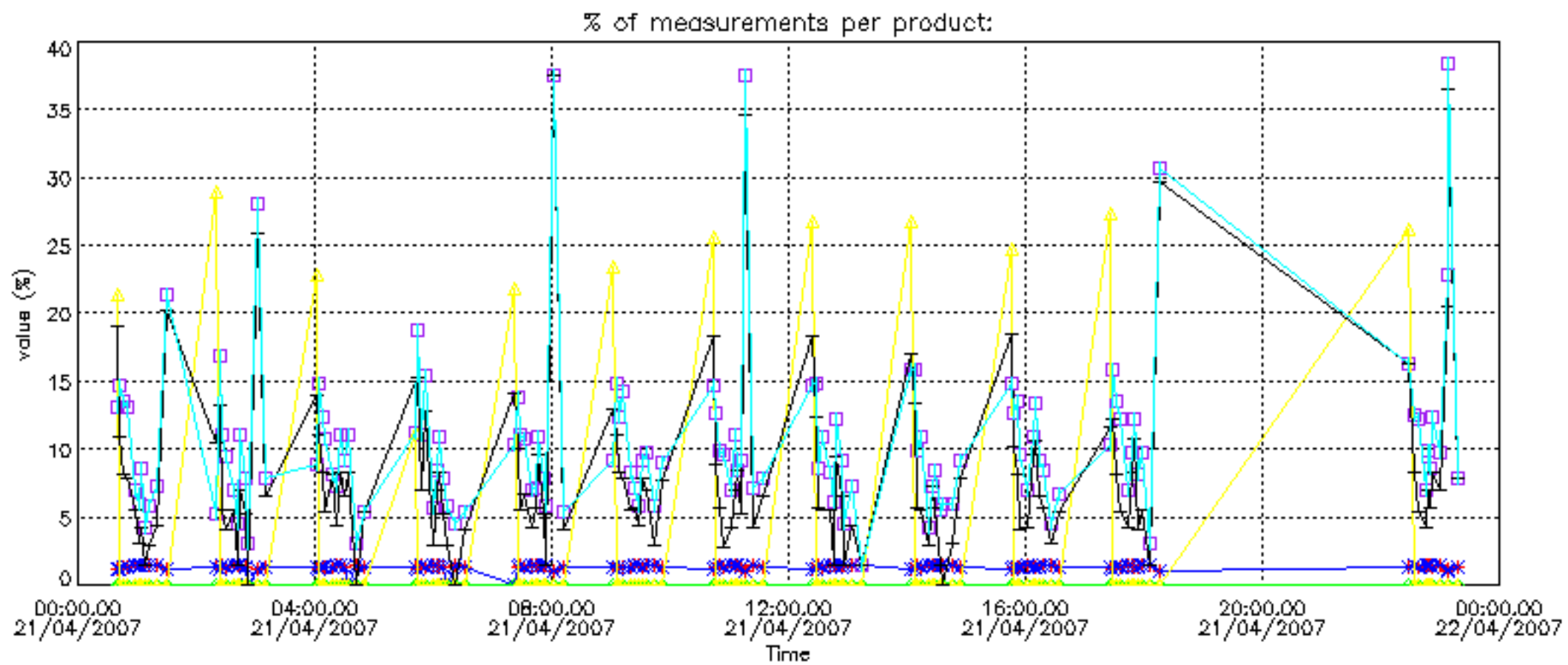
Percentage of flagged data per NO2 profile



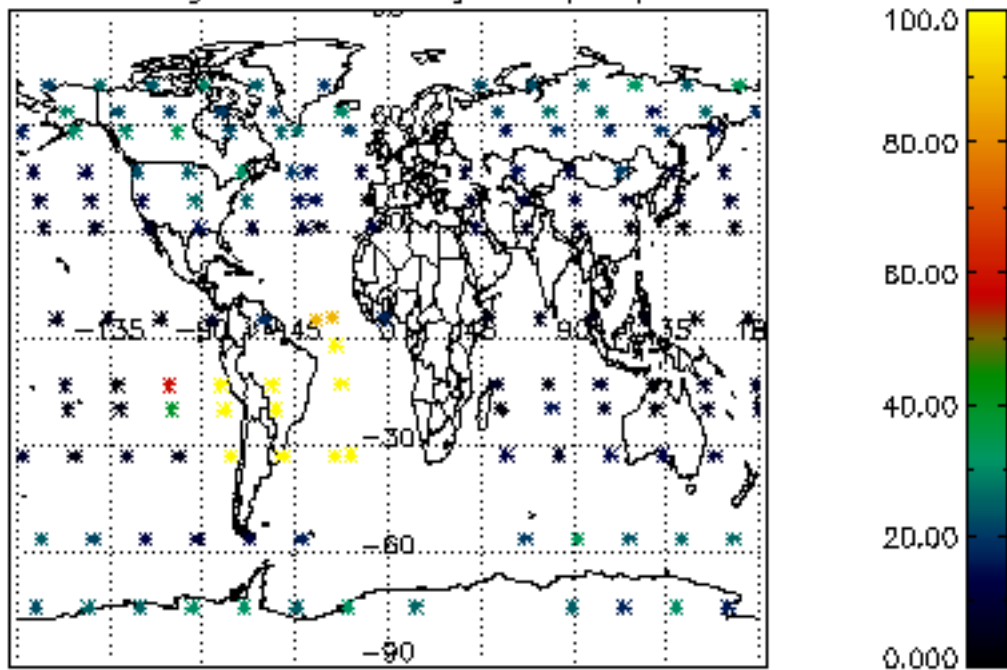
Percentage of flagged data per NO3 profile



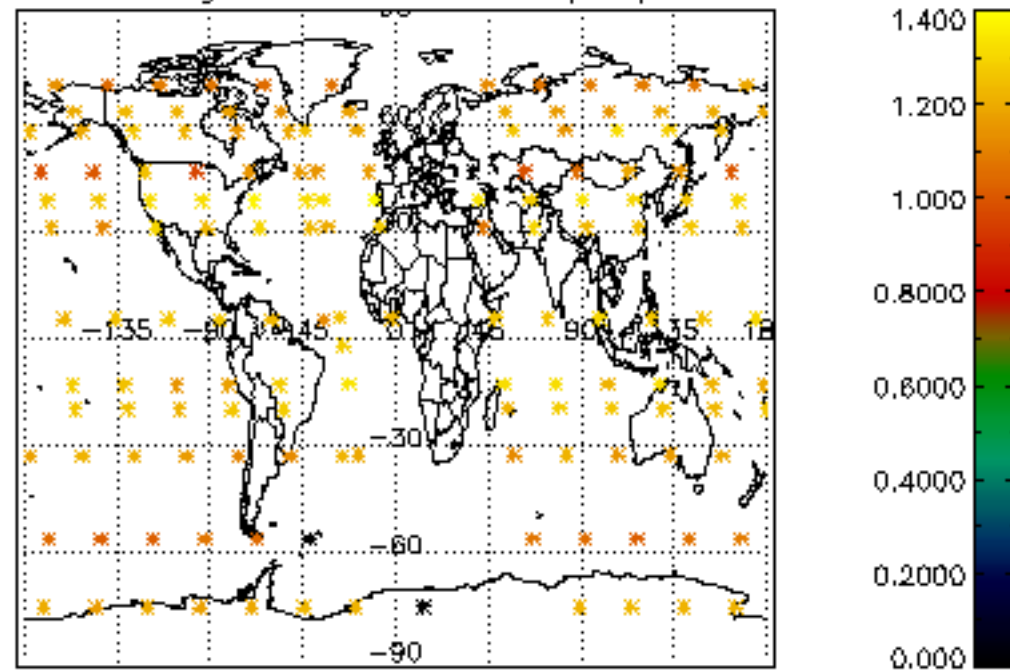




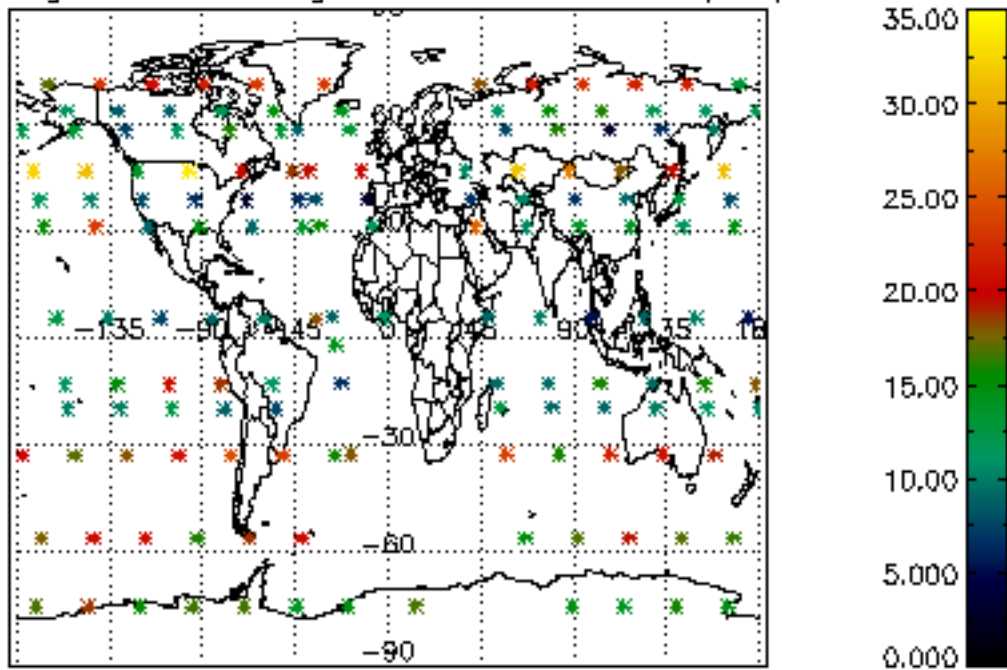
Percentage of cosmic ray hits per profile



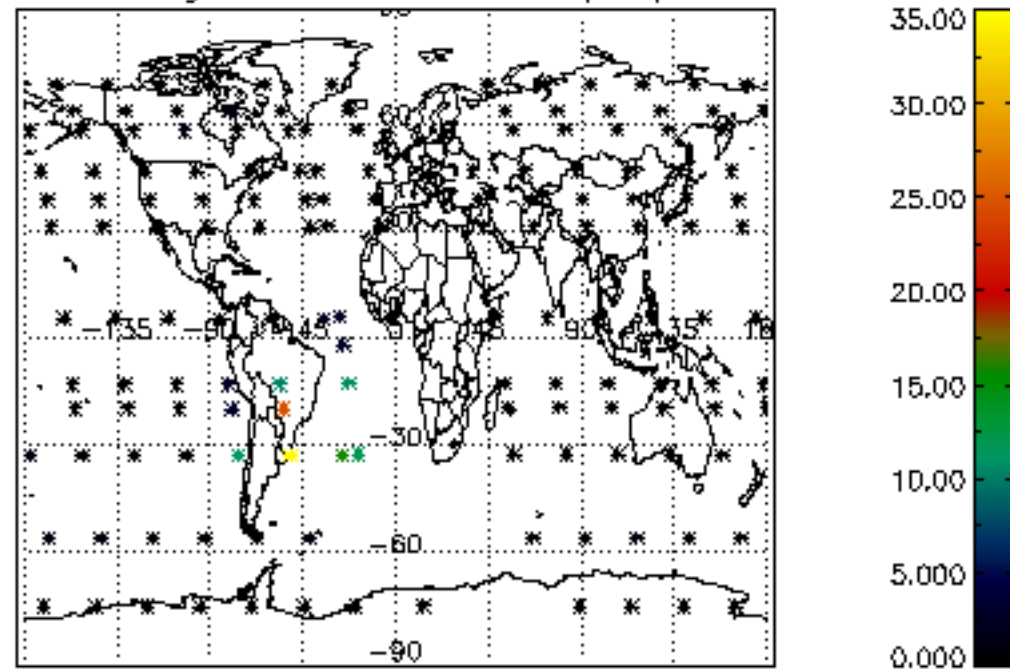
Percentage of datation errors per profile



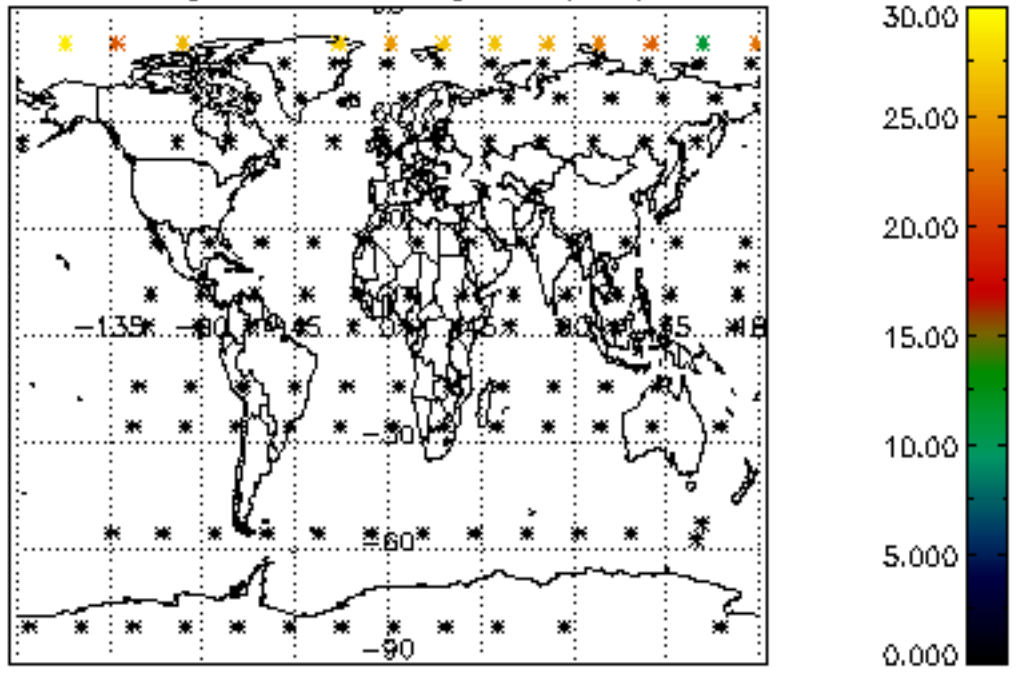
Percentage of star falling outside central band per profile



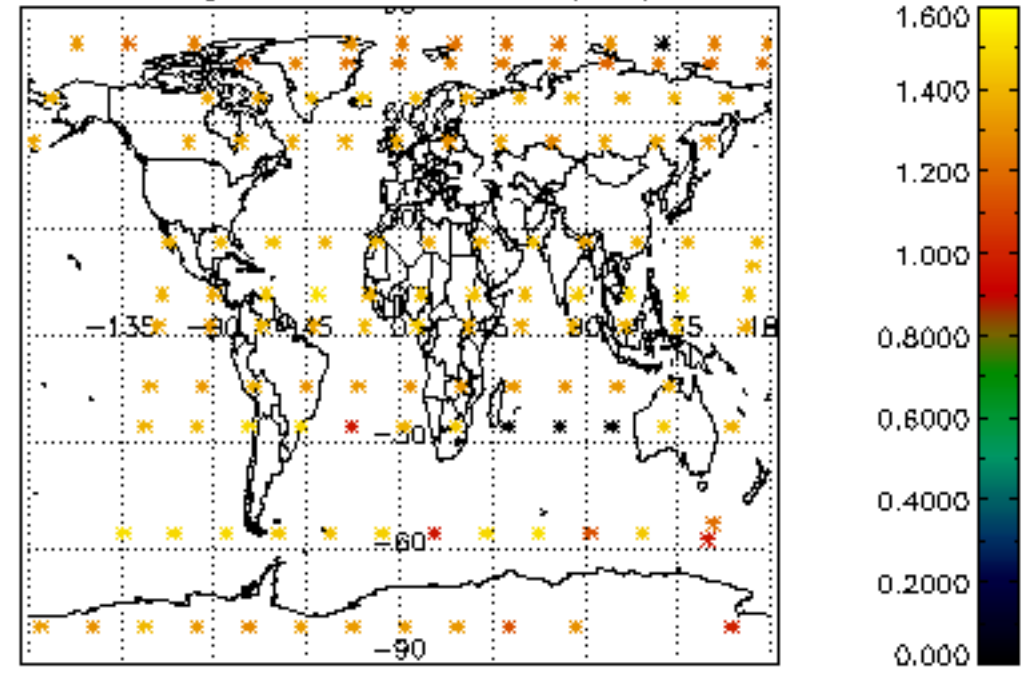
Percentage of saturation errors per profile



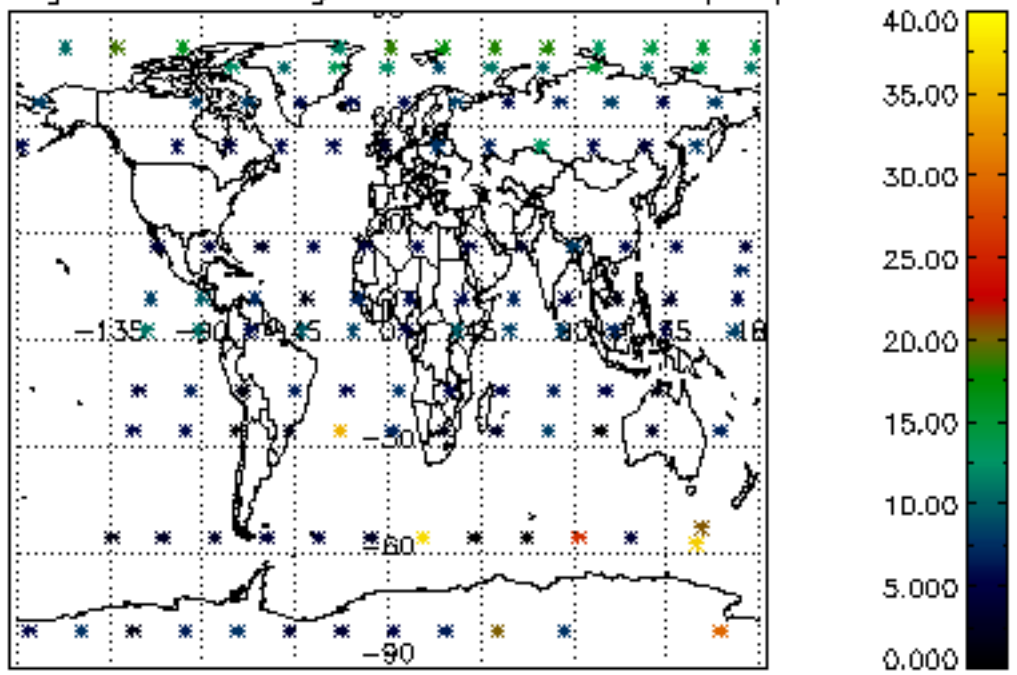
Percentage of cosmic ray hits per profile



Percentage of datation errors per profile



Percentage of star falling outside central band per profile



Percentage of saturation errors per profile

