

GOMOS Level 2 Daily Report

SUMMARY

[1. General Info](#)

[2. Summary of processed GOM_NL_2P products](#)

[3. Level 2 Quality information per product](#)

[3.1 Plot of level 2 quality information per product \(time dependant\)](#)

[3.2 Plot of level 2 quality information per product \(world map\)](#)

[4. Level 1 Quality information per product \(stored on level 2 products\)](#)

[4.1 Plot of level 1 quality information per product \(time dependant\)](#)

[4.1.1 Plot of level 1 quality information per product \(time dependant\): ASCENDING](#)

[4.1.2 Plot of level 1 quality information per product \(time dependant\): DESCENDING](#)

[4.2 Plot of level 1 quality information per product \(world map\)](#)

[4.2.1 Plot of level 1 quality information per product \(world map\): ASCENDING](#)

[4.2.2 Plot of level 1 quality information per product \(world map\): DESCENDING](#)

[5. Ozone profiles based on quality statistics and other trace gas profiles](#)

[5.1 Ozone statistics based on quality of products](#)

[5.2 Plot ozone profiles for all STD \(dark without errors\)](#)

[5.3 Plot ozone profiles where STD < 20% \(dark without errors\)](#)

[5.4. Plot ozone profiles where STD < 10% \(dark without errors\)](#)

[5.5. Plot ozone profiles where STD < 5% \(dark without errors\)](#)

[5.6 Plot NO2 profiles for all STD \(dark without errors\)](#)

[5.7 Plot NO3 profiles for all STD \(dark without errors\)](#)

[5.8 Plot H2O profiles \(only for occultations of stars 1,2,3,4,13,14,16,26,63 dark without errors\) for all STD](#)

[6. Auxiliary Data Files used for the production reported in section 2](#)

This report presents the daily analysis on parameters extracted from GOMOS level 2 data (GOM_NL__2P). It is intended to monitor some important parameters that will impact the quality of these products. A list of level 2 products (and content) that have arrived during the reporting day to the PCF is also given.

Item	Value
Time of report generation	22APR2013 18:40:21
Data source version	GOMOS/6.01
Start time of products	20-04-2007 (20APR2007 00:00:00)
Stop time of products	21-04-2007 (21APR2007 00:00:00)
Store outputs in DB	Yes
Nb of level 2 prods	324
Nb of prods with errors	0

2. Summary of processed GOM_NL__2P products.

Nr	Filename	UTC Start time	Limb	Duration	Star Id	Star Name	Star Mag	Star Temp	Nb Meas	Orbit	Prod. error
1	GOM_NL__2PRFIN20070420_000302_000000322057_00245_26852_1411.N1	20-APR-2007 00:03:02	Bright	32.000	49	1Alp UMi	1.9900	6300.0	64	26852	No
2	GOM_NL__2PRFIN20070420_001130_000000412057_00245_26852_1412.N1	20-APR-2007 00:11:30	Bright	40.500	74	11Bet Cas	2.2680	6600.0	81	26852	No
3	GOM_NL__2PRFIN20070420_002023_000000492057_00245_26852_1413.N1	20-APR-2007 00:20:23	Bright	49.000	164	44Eta Peg	2.9480	5400.0	98	26852	No
4	GOM_NL__2PRFIN20070420_002429_000000422057_00245_26852_1414.N1	20-APR-2007 00:24:29	Twilight	42.000	90	54Alp Peg	2.4870	11000.	84	26852	No
5	GOM_NL__2PRFIN20070420_003013_000000462057_00245_26852_1415.N1	20-APR-2007 00:30:13	Dark	46.000	162	34Alp Aqr	2.9440	5350.0	92	26852	No
6	GOM_NL__2PRFIN20070420_003523_000000462057_00245_26852_1416.N1	20-APR-2007 00:35:23	Dark	45.500	142	49Del Cap	2.8500	8900.0	91	26852	No
7	GOM_NL__2PRFIN20070420_004230_000000382057_00245_26852_1417.N1	20-APR-2007 00:42:30	Dark	38.000	31	Alp Gru	1.7340	15200.	76	26852	No
8	GOM_NL__2PRFIN20070420_004737_000000422057_00246_26853_1412.N1	20-APR-2007 00:47:37	Dark	41.500	45	Alp Pav	1.9400	26000.	83	26853	No
9	GOM_NL__2PRFIN20070420_005451_000000402057_00246_26853_1413.N1	20-APR-2007 00:54:51	Dark	39.500	43	Alp TrA	1.9100	4250.0	79	26853	No
10	GOM_NL__2PRFIN20070420_005659_000000392057_00246_26853_1414.N1	20-APR-2007 00:56:59	Straylight	38.500	134	Bet TrA	2.8100	6600.0	77	26853	No
11	GOM_NL__2PRFIN20070420_005918_000000452057_00246_26853_1415.N1	20-APR-2007 00:59:18	Straylight	44.500	4	Alp1Cen	-0.010000	5800.0	89	26853	No
12	GOM_NL__2PRFIN20070420_010233_000000442057_00246_26853_1416.N1	20-APR-2007 01:02:33	Straylight	43.500	78	Alp Lup	2.3040	28000.	87	26853	No
13	GOM_NL__2PRFIN20070420_010408_000000422057_00246_26853_1417.N1	20-APR-2007 01:04:08	Straylight	41.500	81	Eta Cen	2.3560	28000.	83	26853	No
14	GOM_NL__2PRFIN20070420_010625_000000462057_00246_26853_1418.N1	20-APR-2007 01:06:25	Straylight	46.000	54	5The Cen	2.0550	4500.0	92	26853	No
15	GOM_NL__2PRFIN20070420_011124_000000432057_00246_26853_1419.N1	20-APR-2007 01:11:24	Twilight	42.500	106	9Bet Crv	2.6480	5600.0	85	26853	No
16	GOM_NL__2PRFIN20070420_011431_000000422057_00246_26853_1420.N1	20-APR-2007 01:14:31	Bright	41.500	15	67Alp Vir	0.97600	28000.	83	26853	No
17	GOM_NL__2PRFIN20070420_011733_000000382057_00246_26853_1421.N1	20-APR-2007 01:17:33	Bright	37.500	121	29Gam Vir	2.7400	7200.0	75	26853	No
18	GOM_NL__2PRFIN20070420_012111_000000382057_00246_26853_1422.N1	20-APR-2007 01:21:11	Bright	37.500	138	47Eps Vir	2.8280	4700.0	75	26853	No
19	GOM_NL__2PRFIN20070420_012911_000000362057_00246_26853_1423.N1	20-APR-2007 01:29:11	Bright	36.000	152	12Alp2CVn	2.8900	11000.	72	26853	No
20	GOM_NL__2PRFIN20070420_013315_000000332057_00246_26853_1424.N1	20-APR-2007 01:33:15	Bright	33.000	87	64Gam UMa	2.4330	11000.	66	26853	No
21	GOM_NL__2PRFIN20070420_013542_000000372057_00246_26853_1425.N1	20-APR-2007 01:35:42	Bright	36.500	36	50Alp UMa	1.8000	6300.0	73	26853	No
22	GOM_NL__2PRFIN20070420_014033_000000382057_00246_26853_1426.N1	20-APR-2007 01:40:33	Bright	38.000	60	7Bet UMi	2.0810	3950.0	76	26853	No
23	GOM_NL__2PRFIN20070420_014338_000000332057_00246_26853_1427.N1	20-APR-2007 01:43:38	Bright	33.000	49	1Alp UMi	1.9900	6300.0	66	26853	No
24	GOM_NL__2PRFIN20070420_015206_000000522057_00246_26853_1428.N1	20-APR-2007 01:52:06	Bright	52.000	74	11Bet Cas	2.2680	6600.0	104	26853	No
25	GOM_NL__2PRFIN20070420_020059_000000372057_00246_26853_1429.N1	20-APR-2007 02:00:59	Bright	37.000	164	44Eta Peg	2.9480	5400.0	74	26853	No
26	GOM_NL__2PRFIN20070420_020505_000000422057_00246_26853_1430.N1	20-APR-2007 02:05:05	Twilight	42.000	90	54Alp Peg	2.4870	11000.	84	26853	No
27	GOM_NL__2PRFIN20070420_021050_000000482057_00246_26853_1431.N1	20-APR-2007 02:10:50	Dark	48.000	162	34Alp Aqr	2.9440	5350.0	96	26853	No
28	GOM_NL__2PRFIN20070420_021559_000000442057_00246_26853_1432.N1	20-APR-2007 02:15:59	Dark	44.000	142	49Del Cap	2.8500	8900.0	88	26853	No
29	GOM_NL__2PRFIN20070420_022110_000000392057_00246_26853_1433.N1	20-APR-2007 02:21:10	Dark	38.500	172	Gam Gru	3.0030	13100.	77	26853	No
30	GOM_NL__2PRFIN20070420_022306_000000412057_00246_26853_1434.N1	20-APR-2007 02:23:06	Dark	41.000	31	Alp Gru	1.7340	15200.	82	26853	No
31	GOM_NL__2PRFIN20070420_022814_000000412057_00247_26854_1428.N1	20-APR-2007 02:28:14	Dark	40.500	45	Alp Pav	1.9400	26000.	81	26854	No
32	GOM_NL__2PRFIN20070420_023527_000000392057_00247_26854_1429.N1	20-APR-2007 02:35:27	Dark	39.000	43	Alp TrA	1.9100	4250.0	78	26854	No
33	GOM_NL__2PRFIN20070420_023735_000000382057_00247_26854_1430.N1	20-APR-2007 02:37:35	Straylight	38.000	134	Bet TrA	2.8100	6600.0	76	26854	No
34	GOM_NL__2PRFIN20070420_023954_000000522057_00247_26854_1431.N1	20-APR-2007 02:39:54	Straylight	52.000	4	Alp1Cen	-0.010000	5800.0	104	26854	No
35	GOM_NL__2PRFIN20070420_024309_000000422057_00247_26854_1432.N1	20-APR-2007 02:43:09	Straylight	41.500	78	Alp Lup	2.3040	28000.	83	26854	No
36	GOM_NL__2PRFIN20070420_024444_000000432057_00247_26854_1433.N1	20-APR-2007 02:44:44	Straylight	42.500	81	Eta Cen	2.3560	28000.	85	26854	No
37	GOM_NL__2PRFIN20070420_024701_000000462057_00247_26854_1434.N1	20-APR-2007 02:47:01	Straylight	46.000	54	5The Cen	2.0550	4500.0	92	26854	No
38	GOM_NL__2PRFIN20070420_025200_000000412057_00247_26854_1435.N1	20-APR-2007 02:52:00	Twilight	41.000	106	9Bet Crv	2.6480	5600.0	82	26854	No
39	GOM_NL__2PRFIN20070420_025507_000000422057_00247_26854_1436.N1	20-APR-2007 02:55:07	Bright	42.000	15	67Alp Vir	0.97600	28000.	84	26854	No
40	GOM_NL__2PRFIN20070420_025810_000000362057_00247_26854_1437.N1	20-APR-2007 02:58:10	Bright	35.500	121	29Gam Vir	2.7400	7200.0	71	26854	No
41	GOM_NL__2PRFIN20070420_030147_000000382057_00247_26854_1438.N1	20-APR-2007 03:01:47	Bright	37.500	138	47Eps Vir	2.8280	4700.0	75	26854	No
42	GOM_NL__2PRFIN20070420_030947_000000362057_00247_26854_1439.N1	20-APR-2007 03:09:47	Bright	35.500	152	12Alp2CVn	2.8900	11000.	71	26854	No

43	GOM_NL__2PRFIN20070420_031351_000000342057_00247_26854_1440.N1	20-APR-2007 03:13:51	Bright	34.000	87	64Gam UMa	2.4330	11000.	68	26854	No
44	GOM_NL__2PRFIN20070420_031618_000000362057_00247_26854_1441.N1	20-APR-2007 03:16:18	Bright	36.000	36	50Alp UMa	1.8000	6300.0	72	26854	No
45	GOM_NL__2PRFIN20070420_032109_000000402057_00247_26854_1442.N1	20-APR-2007 03:21:09	Bright	39.500	60	7Bet UMi	2.0810	3950.0	79	26854	No
46	GOM_NL__2PRFIN20070420_032414_000000342057_00247_26854_1443.N1	20-APR-2007 03:24:14	Bright	34.000	49	1Alp UMi	1.9900	6300.0	68	26854	No
47	GOM_NL__2PRFIN20070420_033243_000000522057_00247_26854_1444.N1	20-APR-2007 03:32:43	Bright	52.000	74	11Bet Cas	2.2680	6600.0	104	26854	No
48	GOM_NL__2PRFIN20070420_034135_000000402057_00247_26854_1445.N1	20-APR-2007 03:41:35	Bright	40.000	164	44Eta Peg	2.9480	5400.0	80	26854	No
49	GOM_NL__2PRFIN20070420_035126_000000482057_00247_26854_1446.N1	20-APR-2007 03:51:26	Dark	48.000	162	34Alp Aqr	2.9440	5350.0	96	26854	No
50	GOM_NL__2PRFIN20070420_035636_000000472057_00247_26854_1447.N1	20-APR-2007 03:56:36	Dark	47.000	142	49Del Cap	2.8500	8900.0	94	26854	No
51	GOM_NL__2PRFIN20070420_040146_000000392057_00247_26854_1448.N1	20-APR-2007 04:01:46	Dark	39.000	172	Gam Gru	3.0030	13100.	78	26854	No
52	GOM_NL__2PRFIN20070420_040343_000000412057_00247_26854_1449.N1	20-APR-2007 04:03:43	Dark	41.000	31	Alp Gru	1.7340	15200.	82	26854	No
53	GOM_NL__2PRFIN20070420_040850_000000402057_00248_26855_1443.N1	20-APR-2007 04:08:50	Dark	39.500	45	Alp Pav	1.9400	26000.	79	26855	No
54	GOM_NL__2PRFIN20070420_041604_000000432057_00248_26855_1444.N1	20-APR-2007 04:16:04	Dark	43.000	43	Alp TrA	1.9100	4250.0	86	26855	No
55	GOM_NL__2PRFIN20070420_041812_000000372057_00248_26855_1445.N1	20-APR-2007 04:18:12	Straylight	37.000	134	Bet TrA	2.8100	6600.0	74	26855	No
56	GOM_NL__2PRFIN20070420_042031_000000452057_00248_26855_1446.N1	20-APR-2007 04:20:31	Straylight	44.500	4	Alp1Cen	-0.010000	5800.0	89	26855	No
57	GOM_NL__2PRFIN20070420_042346_000000412057_00248_26855_1447.N1	20-APR-2007 04:23:46	Straylight	40.500	78	Alp Lup	2.3040	28000.	81	26855	No
58	GOM_NL__2PRFIN20070420_042521_000000432057_00248_26855_1448.N1	20-APR-2007 04:25:21	Straylight	42.500	81	Eta Cen	2.3560	28000.	85	26855	No
59	GOM_NL__2PRFIN20070420_042738_000000472057_00248_26855_1449.N1	20-APR-2007 04:27:38	Straylight	47.000	54	5The Cen	2.0550	4500.0	94	26855	No
60	GOM_NL__2PRFIN20070420_043236_000000412057_00248_26855_1450.N1	20-APR-2007 04:32:36	Twi_and_stray	40.500	106	9Bet Crv	2.6480	5600.0	81	26855	No
61	GOM_NL__2PRFIN20070420_043544_000000422057_00248_26855_1451.N1	20-APR-2007 04:35:44	Bright	41.500	15	67Alp Vir	0.97600	28000.	83	26855	No
62	GOM_NL__2PRFIN20070420_043846_000000372057_00248_26855_1452.N1	20-APR-2007 04:38:46	Bright	36.500	121	29Gam Vir	2.7400	7200.0	73	26855	No
63	GOM_NL__2PRFIN20070420_044223_000000382057_00248_26855_1453.N1	20-APR-2007 04:42:23	Bright	37.500	138	47Eps Vir	2.8280	4700.0	75	26855	No
64	GOM_NL__2PRFIN20070420_045023_000000362057_00248_26855_1454.N1	20-APR-2007 04:50:23	Bright	35.500	152	12Alp2CVn	2.8900	11000.	71	26855	No
65	GOM_NL__2PRFIN20070420_045427_000000352057_00248_26855_1455.N1	20-APR-2007 04:54:27	Bright	34.500	87	64Gam UMa	2.4330	11000.	69	26855	No
66	GOM_NL__2PRFIN20070420_045654_000000372057_00248_26855_1456.N1	20-APR-2007 04:56:54	Bright	36.500	36	50Alp UMa	1.8000	6300.0	73	26855	No
67	GOM_NL__2PRFIN20070420_050144_000000392057_00248_26855_1457.N1	20-APR-2007 05:01:44	Bright	38.500	60	7Bet UMi	2.0810	3950.0	77	26855	No
68	GOM_NL__2PRFIN20070420_050451_000000362057_00248_26855_1458.N1	20-APR-2007 05:04:51	Bright	35.500	49	1Alp UMi	1.9900	6300.0	71	26855	No
69	GOM_NL__2PRFIN20070420_051319_000000342057_00248_26855_1459.N1	20-APR-2007 05:13:19	Bright	34.000	74	11Bet Cas	2.2680	6600.0	68	26855	No
70	GOM_NL__2PRFIN20070420_052211_000000382057_00248_26855_1460.N1	20-APR-2007 05:22:11	Bright	38.000	164	44Eta Peg	2.9480	5400.0	76	26855	No
71	GOM_NL__2PRFIN20070420_052618_000000422057_00248_26855_1461.N1	20-APR-2007 05:26:18	Twi_and_stray	42.000	90	54Alp Peg	2.4870	11000.	84	26855	No
72	GOM_NL__2PRFIN20070420_053203_000000472057_00248_26855_1462.N1	20-APR-2007 05:32:03	Dark	47.000	162	34Alp Aqr	2.9440	5350.0	94	26855	No
73	GOM_NL__2PRFIN20070420_053713_000000472057_00248_26855_1463.N1	20-APR-2007 05:37:13	Dark	46.500	142	49Del Cap	2.8500	8900.0	93	26855	No
74	GOM_NL__2PRFIN20070420_054223_000000392057_00248_26855_1464.N1	20-APR-2007 05:42:23	Dark	39.000	172	Gam Gru	3.0030	13100.	78	26855	No
75	GOM_NL__2PRFIN20070420_054419_000000432057_00248_26855_1465.N1	20-APR-2007 05:44:19	Dark	42.500	31	Alp Gru	1.7340	15200.	85	26855	No
76	GOM_NL__2PRFIN20070420_054927_000000472057_00249_26856_1465.N1	20-APR-2007 05:49:27	Dark	46.500	45	Alp Pav	1.9400	26000.	93	26856	No
77	GOM_NL__2PRFIN20070420_055640_000000482057_00249_26856_1466.N1	20-APR-2007 05:56:40	Dark	47.500	43	Alp TrA	1.9100	4250.0	95	26856	No
78	GOM_NL__2PRFIN20070420_055848_000000382057_00249_26856_1467.N1	20-APR-2007 05:58:48	Straylight	38.000	134	Bet TrA	2.8100	6600.0	76	26856	No
79	GOM_NL__2PRFIN20070420_060107_000000522057_00249_26856_1468.N1	20-APR-2007 06:01:07	Straylight	52.000	4	Alp1Cen	-0.010000	5800.0	104	26856	No
80	GOM_NL__2PRFIN20070420_060422_000000402057_00249_26856_1469.N1	20-APR-2007 06:04:22	Straylight	40.000	78	Alp Lup	2.3040	28000.	80	26856	No
81	GOM_NL__2PRFIN20070420_060557_000000432057_00249_26856_1470.N1	20-APR-2007 06:05:57	Straylight	42.500	81	Eta Cen	2.3560	28000.	85	26856	No
82	GOM_NL__2PRFIN20070420_060814_000000452057_00249_26856_1471.N1	20-APR-2007 06:08:14	Straylight	45.000	54	5The Cen	2.0550	4500.0	90	26856	No
83	GOM_NL__2PRFIN20070420_061313_000000402057_00249_26856_1472.N1	20-APR-2007 06:13:13	Twi_and_stray	40.000	106	9Bet Crv	2.6480	5600.0	80	26856	No
84	GOM_NL__2PRFIN20070420_061620_000000422057_00249_26856_1473.N1	20-APR-2007 06:16:20	Bright	41.500	15	67Alp Vir	0.97600	28000.	83	26856	No
85	GOM_NL__2PRFIN20070420_061922_000000372057_00249_26856_1474.N1	20-APR-2007 06:19:22	Bright	36.500	121	29Gam Vir	2.7400	7200.0	73	26856	No
86	GOM_NL__2PRFIN20070420_062259_000000392057_00249_26856_1475.N1	20-APR-2007 06:22:59	Bright	39.000	138	47Eps Vir	2.8280	4700.0	78	26856	No
87	GOM_NL__2PRFIN20070420_063059_000000352057_00249_26856_1476.N1	20-APR-2007 06:30:59	Bright	34.500	152	12Alp2CVn	2.8900	11000.	69	26856	No
88	GOM_NL__2PRFIN20070420_063503_000000362057_00249_26856_1477.N1	20-APR-2007 06:35:03	Bright	36.000	87	64Gam UMa	2.4330	11000.	72	26856	No
89	GOM_NL__2PRFIN20070420_063730_000000372057_00249_26856_1478.N1	20-APR-2007 06:37:30	Bright	36.500	36	50Alp UMa	1.8000	6300.0	73	26856	No
90	GOM_NL__2PRFIN20070420_064220_000000402057_00249_26856_1479.N1	20-APR-2007 06:42:20	Bright	39.500	60	7Bet UMi	2.0810	3950.0	79	26856	No
91	GOM_NL__2PRFIN20070420_064527_000000352057_00249_26856_1480.N1	20-APR-2007 06:45:27	Bright	34.500	49	1Alp UMi	1.9900	6300.0	69	26856	No
92	GOM_NL__2PRFIN20070420_065355_000000412057_00249_26856_1481.N1	20-APR-2007 06:53:55	Bright	41.000	74	11Bet Cas	2.2680	6600.0	82	26856	No
93	GOM_NL__2PRFIN20070420_070247_000000382057_00249_26856_1482.N1	20-APR-2007 07:02:47	Bright	38.000	164	44Eta Peg	2.9480	5400.0	76	26856	No
94	GOM_NL__2PRFIN20070420_070654_000000412057_00249_26856_1483.N1	20-APR-2007 07:06:54	Twi_and_stray	41.000	90	54Alp Peg	2.4870	11000.	82	26856	No
95	GOM_NL__2PRFIN20070420_071239_000000472057_00249_26856_1484.N1	20-APR-2007 07:12:39	Dark	46.500	162	34Alp Aqr	2.9440	5350.0	93	26856	No
96	GOM_NL__2PRFIN20070420_071749_000000462057_00249_26856_1485.N1	20-APR-2007 07:17:49	Dark	46.000	142	49Del Cap	2.8500	8900.0	92	26856	No
97	GOM_NL__2PRFIN20070420_072259_000000402057_00249_26856_1486.N1	20-APR-2007 07:22:59	Dark	39.500	172	Gam Gru	3.0030	13100.	79	26856	No
98	GOM_NL__2PRFIN20070420_072456_000000422057_00249_26856_1487.N1	20-APR-2007 07:24:56	Dark	42.000	31	Alp Gru	1.7340	15200.	84	26856	No
99	GOM_NL__2PRFIN20070420_073004_000000402057_00250_26857_1479.N1	20-APR-2007 07:30:04	Dark	40.000	45	Alp Pav	1.9400	26000.	80	26857	No
100	GOM_NL__2PRFIN20070420_073717_000000472057_00250_26857_1480.N1	20-APR-2007 07:37:17	Dark	46.500	43	Alp TrA	1.9100	4250.0	93	26857	No
101	GOM_NL__2PRFIN20070420_073925_000000392057_00250_26857_1481.N1	20-APR-2007 07:39:25	Straylight	39.000	134	Bet TrA	2.8100	6600.0	78	26857	No

102	GOM_NL__2PRFIN20070420_074143_000000462057_00250_26857_1482.N1	20-APR-2007 07:41:43	Straylight	46.000	4	Alp1Cen	-0.010000	5800.0	92	26857	No
103	GOM_NL__2PRFIN20070420_074459_000000422057_00250_26857_1483.N1	20-APR-2007 07:44:59	Straylight	41.500	78	Alp Lup	2.3040	28000.	83	26857	No
104	GOM_NL__2PRFIN20070420_074633_000000432057_00250_26857_1484.N1	20-APR-2007 07:46:33	Straylight	42.500	81	Eta Cen	2.3560	28000.	85	26857	No
105	GOM_NL__2PRFIN20070420_074850_000000442057_00250_26857_1485.N1	20-APR-2007 07:48:50	Straylight	44.000	54	5The Cen	2.0550	4500.0	88	26857	No
106	GOM_NL__2PRFIN20070420_075349_000000402057_00250_26857_1486.N1	20-APR-2007 07:53:49	Twi_and_stray	39.500	106	9Bet Crv	2.6480	5600.0	79	26857	No
107	GOM_NL__2PRFIN20070420_075656_000000422057_00250_26857_1487.N1	20-APR-2007 07:56:56	Bright	42.000	15	67Alp Vir	0.97600	28000.	84	26857	No
108	GOM_NL__2PRFIN20070420_075958_000000372057_00250_26857_1488.N1	20-APR-2007 07:59:58	Bright	36.500	121	29Gam Vir	2.7400	7200.0	73	26857	No
109	GOM_NL__2PRFIN20070420_080335_000000382057_00250_26857_1489.N1	20-APR-2007 08:03:35	Bright	37.500	138	47Eps Vir	2.8280	4700.0	75	26857	No
110	GOM_NL__2PRFIN20070420_081135_000000372057_00250_26857_1490.N1	20-APR-2007 08:11:35	Bright	37.000	152	12Alp2CVn	2.8900	11000.	74	26857	No
111	GOM_NL__2PRFIN20070420_081539_000000352057_00250_26857_1491.N1	20-APR-2007 08:15:39	Bright	35.000	87	64Gam UMa	2.4330	11000.	70	26857	No
112	GOM_NL__2PRFIN20070420_081806_000000352057_00250_26857_1492.N1	20-APR-2007 08:18:06	Bright	35.000	36	50Alp UMa	1.8000	6300.0	70	26857	No
113	GOM_NL__2PRFIN20070420_082256_000000392057_00250_26857_1493.N1	20-APR-2007 08:22:56	Bright	39.000	60	7Bet UMi	2.0810	3950.0	78	26857	No
114	GOM_NL__2PRFIN20070420_082602_000000332057_00250_26857_1494.N1	20-APR-2007 08:26:02	Bright	33.000	49	1Alp UMi	1.9900	6300.0	66	26857	No
115	GOM_NL__2PRFIN20070420_083431_000000362057_00250_26857_1495.N1	20-APR-2007 08:34:31	Bright	35.500	74	11Bet Cas	2.2680	6600.0	71	26857	No
116	GOM_NL__2PRFIN20070420_084323_000000372057_00250_26857_1496.N1	20-APR-2007 08:43:23	Bright	37.000	164	44Eta Peg	2.9480	5400.0	74	26857	No
117	GOM_NL__2PRFIN20070420_084730_000000392057_00250_26857_1497.N1	20-APR-2007 08:47:30	Twi_and_stray	39.000	90	54Alp Peg	2.4870	11000.	78	26857	No
118	GOM_NL__2PRFIN20070420_085316_000000482057_00250_26857_1498.N1	20-APR-2007 08:53:16	Dark	47.500	162	34Alp Aqr	2.9440	5350.0	95	26857	No
119	GOM_NL__2PRFIN20070420_085826_000000462057_00250_26857_1499.N1	20-APR-2007 08:58:26	Dark	45.500	142	49Del Cap	2.8500	8900.0	91	26857	No
120	GOM_NL__2PRFIN20070420_090336_000000402057_00250_26857_1500.N1	20-APR-2007 09:03:36	Dark	40.000	172	Gam Gru	3.0030	13100.	80	26857	No
121	GOM_NL__2PRFIN20070420_090532_000000392057_00250_26857_1501.N1	20-APR-2007 09:05:32	Dark	38.500	31	Alp Gru	1.7340	15200.	77	26857	No
122	GOM_NL__2PRFIN20070420_091040_000000402057_00251_26858_1496.N1	20-APR-2007 09:10:40	Dark	39.500	45	Alp Pav	1.9400	26000.	79	26858	No
123	GOM_NL__2PRFIN20070420_091753_000000392057_00251_26858_1497.N1	20-APR-2007 09:17:53	Dark	38.500	43	Alp TrA	1.9100	4250.0	77	26858	No
124	GOM_NL__2PRFIN20070420_092001_000000402057_00251_26858_1498.N1	20-APR-2007 09:20:01	Straylight	39.500	134	Bet TrA	2.8100	6600.0	79	26858	No
125	GOM_NL__2PRFIN20070420_092220_000000432057_00251_26858_1499.N1	20-APR-2007 09:22:20	Straylight	42.500	4	Alp1Cen	-0.010000	5800.0	85	26858	No
126	GOM_NL__2PRFIN20070420_092535_000000422057_00251_26858_1500.N1	20-APR-2007 09:25:35	Straylight	41.500	78	Alp Lup	2.3040	28000.	83	26858	No
127	GOM_NL__2PRFIN20070420_092710_000000422057_00251_26858_1501.N1	20-APR-2007 09:27:10	Straylight	42.000	81	Eta Cen	2.3560	28000.	84	26858	No
128	GOM_NL__2PRFIN20070420_092927_000000482057_00251_26858_1502.N1	20-APR-2007 09:29:27	Straylight	48.000	54	5The Cen	2.0550	4500.0	96	26858	No
129	GOM_NL__2PRFIN20070420_093425_000000412057_00251_26858_1503.N1	20-APR-2007 09:34:25	Twi_and_stray	41.000	106	9Bet Crv	2.6480	5600.0	82	26858	No
130	GOM_NL__2PRFIN20070420_093732_000000412057_00251_26858_1504.N1	20-APR-2007 09:37:32	Bright	40.500	15	67Alp Vir	0.97600	28000.	81	26858	No
131	GOM_NL__2PRFIN20070420_094034_000000372057_00251_26858_1505.N1	20-APR-2007 09:40:34	Bright	36.500	121	29Gam Vir	2.7400	7200.0	73	26858	No
132	GOM_NL__2PRFIN20070420_094411_000000392057_00251_26858_1506.N1	20-APR-2007 09:44:11	Bright	38.500	138	47Eps Vir	2.8280	4700.0	77	26858	No
133	GOM_NL__2PRFIN20070420_095210_000000382057_00251_26858_1507.N1	20-APR-2007 09:52:10	Bright	37.500	152	12Alp2CVn	2.8900	11000.	75	26858	No
134	GOM_NL__2PRFIN20070420_095615_000000362057_00251_26858_1508.N1	20-APR-2007 09:56:15	Bright	35.500	87	64Gam UMa	2.4330	11000.	71	26858	No
135	GOM_NL__2PRFIN20070420_095842_000000372057_00251_26858_1509.N1	20-APR-2007 09:58:42	Bright	36.500	36	50Alp UMa	1.8000	6300.0	73	26858	No
136	GOM_NL__2PRFIN20070420_100331_000000392057_00251_26858_1510.N1	20-APR-2007 10:03:31	Bright	39.000	60	7Bet UMi	2.0810	3950.0	78	26858	No
137	GOM_NL__2PRFIN20070420_100638_000000362057_00251_26858_1511.N1	20-APR-2007 10:06:38	Bright	36.000	49	1Alp UMi	1.9900	6300.0	72	26858	No
138	GOM_NL__2PRFIN20070420_101507_000000332057_00251_26858_1512.N1	20-APR-2007 10:15:07	Bright	33.000	74	11Bet Cas	2.2680	6600.0	66	26858	No
139	GOM_NL__2PRFIN20070420_102359_000000552057_00251_26858_1513.N1	20-APR-2007 10:23:59	Bright	55.000	164	44Eta Peg	2.9480	5400.0	110	26858	No
140	GOM_NL__2PRFIN20070420_102806_000000402057_00251_26858_1514.N1	20-APR-2007 10:28:06	Twi_and_stray	40.000	90	54Alp Peg	2.4870	11000.	80	26858	No
141	GOM_NL__2PRFIN20070420_103352_000000442057_00251_26858_1515.N1	20-APR-2007 10:33:52	Dark	43.500	162	34Alp Aqr	2.9440	5350.0	87	26858	No
142	GOM_NL__2PRFIN20070420_103902_000000452057_00251_26858_1516.N1	20-APR-2007 10:39:02	Dark	44.500	142	49Del Cap	2.8500	8900.0	89	26858	No
143	GOM_NL__2PRFIN20070420_104412_000000392057_00251_26858_1517.N1	20-APR-2007 10:44:12	Dark	39.000	172	Gam Gru	3.0030	13100.	78	26858	No
144	GOM_NL__2PRFIN20070420_104608_000000412057_00251_26858_1518.N1	20-APR-2007 10:46:08	Dark	41.000	31	Alp Gru	1.7340	15200.	82	26858	No
145	GOM_NL__2PRFIN20070420_105116_000000392057_00252_26859_1512.N1	20-APR-2007 10:51:16	Dark	38.500	45	Alp Pav	1.9400	26000.	77	26859	No
146	GOM_NL__2PRFIN20070420_105829_000000382057_00252_26859_1513.N1	20-APR-2007 10:58:29	Dark	38.000	43	Alp TrA	1.9100	4250.0	76	26859	No
147	GOM_NL__2PRFIN20070420_110037_000000382057_00252_26859_1514.N1	20-APR-2007 11:00:37	Straylight	37.500	134	Bet TrA	2.8100	6600.0	75	26859	No
148	GOM_NL__2PRFIN20070420_110256_000000412057_00252_26859_1515.N1	20-APR-2007 11:02:56	Straylight	40.500	4	Alp1Cen	-0.010000	5800.0	81	26859	No
149	GOM_NL__2PRFIN20070420_110611_000000402057_00252_26859_1516.N1	20-APR-2007 11:06:11	Straylight	39.500	78	Alp Lup	2.3040	28000.	79	26859	No
150	GOM_NL__2PRFIN20070420_110746_000000412057_00252_26859_1517.N1	20-APR-2007 11:07:46	Straylight	40.500	81	Eta Cen	2.3560	28000.	81	26859	No
151	GOM_NL__2PRFIN20070420_111003_000000462057_00252_26859_1518.N1	20-APR-2007 11:10:03	Straylight	46.000	54	5The Cen	2.0550	4500.0	92	26859	No
152	GOM_NL__2PRFIN20070420_111501_000000422057_00252_26859_1519.N1	20-APR-2007 11:15:01	Twi_and_stray	41.500	106	9Bet Crv	2.6480	5600.0	83	26859	No
153	GOM_NL__2PRFIN20070420_111808_000000412057_00252_26859_1520.N1	20-APR-2007 11:18:08	Bright	41.000	15	67Alp Vir	0.97600	28000.	82	26859	No
154	GOM_NL__2PRFIN20070420_112110_000000362057_00252_26859_1521.N1	20-APR-2007 11:21:10	Bright	36.000	121	29Gam Vir	2.7400	7200.0	72	26859	No
155	GOM_NL__2PRFIN20070420_112447_000000372057_00252_26859_1522.N1	20-APR-2007 11:24:47	Bright	36.500	138	47Eps Vir	2.8280	4700.0	73	26859	No
156	GOM_NL__2PRFIN20070420_113246_000000362057_00252_26859_1523.N1	20-APR-2007 11:32:46	Bright	35.500	152	12Alp2CVn	2.8900	11000.	71	26859	No
157	GOM_NL__2PRFIN20070420_113650_000000372057_00252_26859_1524.N1	20-APR-2007 11:36:50	Bright	37.000	87	64Gam UMa	2.4330	11000.	74	26859	No
158	GOM_NL__2PRFIN20070420_113918_000000372057_00252_26859_1525.N1	20-APR-2007 11:39:18	Bright	37.000	36	50Alp UMa	1.8000	6300.0	74	26859	No
159	GOM_NL__2PRFIN20070420_114407_000000392057_00252_26859_1526.N1	20-APR-2007 11:44:07	Bright	39.000	60	7Bet UMi	2.0810	3950.0	78	26859	No
160	GOM_NL__2PRFIN20070420_114714_000000342057_00252_26859_1527.N1	20-APR-2007 11:47:14	Bright	34.000	49	1Alp UMi	1.9900	6300.0	68	26859	No

161	GOM_NL__2PRFIN20070420_115543_000000472057_00252_26859_1528.N1	20-APR-2007 11:55:43	Bright	47.000	74	11Bet Cas	2.2680	6600.0	94	26859	No
162	GOM_NL__2PRFIN20070420_120435_000000402057_00252_26859_1529.N1	20-APR-2007 12:04:35	Bright	40.000	164	44Eta Peg	2.9480	5400.0	80	26859	No
163	GOM_NL__2PRFIN20070420_120842_000000392057_00252_26859_1530.N1	20-APR-2007 12:08:42	Tw_i_and_stray	38.500	90	54Alp Peg	2.4870	11000.	77	26859	No
164	GOM_NL__2PRFIN20070420_121429_000000482057_00252_26859_1531.N1	20-APR-2007 12:14:29	Dark	47.500	162	34Alp Aqr	2.9440	5350.0	95	26859	No
165	GOM_NL__2PRFIN20070420_121939_000000442057_00252_26859_1532.N1	20-APR-2007 12:19:39	Dark	44.000	142	49Del Cap	2.8500	8900.0	88	26859	No
166	GOM_NL__2PRFIN20070420_122449_000000412057_00252_26859_1533.N1	20-APR-2007 12:24:49	Dark	40.500	172	Gam Gru	3.0030	13100.	81	26859	No
167	GOM_NL__2PRFIN20070420_122645_000000462057_00252_26859_1534.N1	20-APR-2007 12:26:45	Dark	46.000	31	Alp Gru	1.7340	15200.	92	26859	No
168	GOM_NL__2PRFIN20070420_123153_000000402057_00253_26860_1537.N1	20-APR-2007 12:31:53	Dark	39.500	45	Alp Pav	1.9400	26000.	79	26860	No
169	GOM_NL__2PRFIN20070420_123905_000000392057_00253_26860_1538.N1	20-APR-2007 12:39:05	Dark	38.500	43	Alp TrA	1.9100	4250.0	77	26860	No
170	GOM_NL__2PRFIN20070420_124114_000000382057_00253_26860_1539.N1	20-APR-2007 12:41:14	Straylight	38.000	134	Bet TrA	2.8100	6600.0	76	26860	No
171	GOM_NL__2PRFIN20070420_124332_000000422057_00253_26860_1540.N1	20-APR-2007 12:43:32	Straylight	41.500	4	Alp1Cen	-0.010000	5800.0	83	26860	No
172	GOM_NL__2PRFIN20070420_124647_000000412057_00253_26860_1541.N1	20-APR-2007 12:46:47	Straylight	40.500	78	Alp Lup	2.3040	28000.	81	26860	No
173	GOM_NL__2PRFIN20070420_124822_000000432057_00253_26860_1542.N1	20-APR-2007 12:48:22	Straylight	43.000	81	Eta Cen	2.3560	28000.	86	26860	No
174	GOM_NL__2PRFIN20070420_125039_000000462057_00253_26860_1543.N1	20-APR-2007 12:50:39	Straylight	46.000	54	5The Cen	2.0550	4500.0	92	26860	No
175	GOM_NL__2PRFIN20070420_125537_000000422057_00253_26860_1544.N1	20-APR-2007 12:55:37	Tw_i_and_stray	41.500	106	9Bet Crv	2.6480	5600.0	83	26860	No
176	GOM_NL__2PRFIN20070420_125844_000000422057_00253_26860_1545.N1	20-APR-2007 12:58:44	Bright	41.500	15	67Alp Vir	0.97600	28000.	83	26860	No
177	GOM_NL__2PRFIN20070420_130146_000000372057_00253_26860_1546.N1	20-APR-2007 13:01:46	Bright	36.500	121	29Gam Vir	2.7400	7200.0	73	26860	No
178	GOM_NL__2PRFIN20070420_130523_000000372057_00253_26860_1547.N1	20-APR-2007 13:05:23	Bright	37.000	138	47Eps Vir	2.8280	4700.0	74	26860	No
179	GOM_NL__2PRFIN20070420_131322_000000372057_00253_26860_1548.N1	20-APR-2007 13:13:22	Bright	36.500	152	12Alp2CVn	2.8900	11000.	73	26860	No
180	GOM_NL__2PRFIN20070420_131726_000000362057_00253_26860_1549.N1	20-APR-2007 13:17:26	Bright	36.000	87	64Gam UMa	2.4330	11000.	72	26860	No
181	GOM_NL__2PRFIN20070420_131954_000000342057_00253_26860_1550.N1	20-APR-2007 13:19:54	Bright	33.500	36	50Alp UMa	1.8000	6300.0	67	26860	No
182	GOM_NL__2PRFIN20070420_132750_000000332057_00253_26860_1551.N1	20-APR-2007 13:27:50	Bright	33.000	49	1Alp UMi	1.9900	6300.0	66	26860	No
183	GOM_NL__2PRFIN20070420_133619_000000332057_00253_26860_1552.N1	20-APR-2007 13:36:19	Bright	32.500	74	11Bet Cas	2.2680	6600.0	65	26860	No
184	GOM_NL__2PRFIN20070420_134511_000000372057_00253_26860_1553.N1	20-APR-2007 13:45:11	Bright	36.500	164	44Eta Peg	2.9480	5400.0	73	26860	No
185	GOM_NL__2PRFIN20070420_134918_000000412057_00253_26860_1554.N1	20-APR-2007 13:49:18	Tw_i_and_stray	40.500	90	54Alp Peg	2.4870	11000.	81	26860	No
186	GOM_NL__2PRFIN20070420_135505_000000412057_00253_26860_1555.N1	20-APR-2007 13:55:05	Dark	41.000	162	34Alp Aqr	2.9440	5350.0	82	26860	No
187	GOM_NL__2PRFIN20070420_140016_000000432057_00253_26860_1556.N1	20-APR-2007 14:00:16	Dark	43.000	142	49Del Cap	2.8500	8900.0	86	26860	No
188	GOM_NL__2PRFIN20070420_140525_000000392057_00253_26860_1557.N1	20-APR-2007 14:05:25	Dark	38.500	172	Gam Gru	3.0030	13100.	77	26860	No
189	GOM_NL__2PRFIN20070420_140721_000000412057_00253_26860_1558.N1	20-APR-2007 14:07:21	Dark	40.500	31	Alp Gru	1.7340	15200.	81	26860	No
190	GOM_NL__2PRFIN20070420_141229_000000402057_00254_26861_1570.N1	20-APR-2007 14:12:29	Dark	40.000	45	Alp Pav	1.9400	26000.	80	26861	No
191	GOM_NL__2PRFIN20070420_141942_000000392057_00254_26861_1571.N1	20-APR-2007 14:19:42	Dark	38.500	43	Alp TrA	1.9100	4250.0	77	26861	No
192	GOM_NL__2PRFIN20070420_142150_000000382057_00254_26861_1572.N1	20-APR-2007 14:21:50	Straylight	38.000	134	Bet TrA	2.8100	6600.0	76	26861	No
193	GOM_NL__2PRFIN20070420_142408_000000472057_00254_26861_1573.N1	20-APR-2007 14:24:08	Straylight	47.000	4	Alp1Cen	-0.010000	5800.0	94	26861	No
194	GOM_NL__2PRFIN20070420_142724_000000402057_00254_26861_1574.N1	20-APR-2007 14:27:24	Straylight	40.000	78	Alp Lup	2.3040	28000.	80	26861	No
195	GOM_NL__2PRFIN20070420_142859_000000442057_00254_26861_1575.N1	20-APR-2007 14:28:59	Straylight	43.500	81	Eta Cen	2.3560	28000.	87	26861	No
196	GOM_NL__2PRFIN20070420_143115_000000472057_00254_26861_1576.N1	20-APR-2007 14:31:15	Straylight	47.000	54	5The Cen	2.0550	4500.0	94	26861	No
197	GOM_NL__2PRFIN20070420_143613_000000422057_00254_26861_1577.N1	20-APR-2007 14:36:13	Tw_i_and_stray	41.500	106	9Bet Crv	2.6480	5600.0	83	26861	No
198	GOM_NL__2PRFIN20070420_143920_000000412057_00254_26861_1578.N1	20-APR-2007 14:39:20	Bright	40.500	15	67Alp Vir	0.97600	28000.	81	26861	No
199	GOM_NL__2PRFIN20070420_144222_000000372057_00254_26861_1579.N1	20-APR-2007 14:42:22	Bright	36.500	121	29Gam Vir	2.7400	7200.0	73	26861	No
200	GOM_NL__2PRFIN20070420_144559_000000382057_00254_26861_1580.N1	20-APR-2007 14:45:59	Bright	37.500	138	47Eps Vir	2.8280	4700.0	75	26861	No
201	GOM_NL__2PRFIN20070420_145358_000000382057_00254_26861_1581.N1	20-APR-2007 14:53:58	Bright	37.500	152	12Alp2CVn	2.8900	11000.	75	26861	No
202	GOM_NL__2PRFIN20070420_145802_000000362057_00254_26861_1582.N1	20-APR-2007 14:58:02	Bright	35.500	87	64Gam UMa	2.4330	11000.	71	26861	No
203	GOM_NL__2PRFIN20070420_150030_000000352057_00254_26861_1583.N1	20-APR-2007 15:00:30	Bright	34.500	36	50Alp UMa	1.8000	6300.0	69	26861	No
204	GOM_NL__2PRFIN20070420_150518_000000352057_00254_26861_1584.N1	20-APR-2007 15:05:18	Bright	35.000	60	7Bet UMi	2.0810	3950.0	70	26861	No
205	GOM_NL__2PRFIN20070420_150826_000000342057_00254_26861_1585.N1	20-APR-2007 15:08:26	Bright	33.500	49	1Alp UMi	1.9900	6300.0	67	26861	No
206	GOM_NL__2PRFIN20070420_151655_000000342057_00254_26861_1586.N1	20-APR-2007 15:16:55	Bright	34.000	74	11Bet Cas	2.2680	6600.0	68	26861	No
207	GOM_NL__2PRFIN20070420_152547_000000382057_00254_26861_1587.N1	20-APR-2007 15:25:47	Bright	37.500	164	44Eta Peg	2.9480	5400.0	75	26861	No
208	GOM_NL__2PRFIN20070420_152955_000000412057_00254_26861_1588.N1	20-APR-2007 15:29:55	Tw_i_and_stray	41.000	90	54Alp Peg	2.4870	11000.	82	26861	No
209	GOM_NL__2PRFIN20070420_153542_000000472057_00254_26861_1589.N1	20-APR-2007 15:35:42	Dark	47.000	162	34Alp Aqr	2.9440	5350.0	94	26861	No
210	GOM_NL__2PRFIN20070420_154053_000000462057_00254_26861_1590.N1	20-APR-2007 15:40:53	Dark	46.000	142	49Del Cap	2.8500	8900.0	92	26861	No
211	GOM_NL__2PRFIN20070420_154602_000000402057_00254_26861_1591.N1	20-APR-2007 15:46:02	Dark	40.000	172	Gam Gru	3.0030	13100.	80	26861	No
212	GOM_NL__2PRFIN20070420_154757_000000402057_00254_26861_1592.N1	20-APR-2007 15:47:57	Dark	40.000	31	Alp Gru	1.7340	15200.	80	26861	No
213	GOM_NL__2PRFIN20070420_155306_000000402057_00255_26862_1580.N1	20-APR-2007 15:53:06	Dark	40.000	45	Alp Pav	1.9400	26000.	80	26862	No
214	GOM_NL__2PRFIN20070420_160018_000000462057_00255_26862_1581.N1	20-APR-2007 16:00:18	Dark	46.000	43	Alp TrA	1.9100	4250.0	92	26862	No
215	GOM_NL__2PRFIN20070420_160226_000000382057_00255_26862_1582.N1	20-APR-2007 16:02:26	Straylight	38.000	134	Bet TrA	2.8100	6600.0	76	26862	No
216	GOM_NL__2PRFIN20070420_160445_000000442057_00255_26862_1583.N1	20-APR-2007 16:04:45	Straylight	43.500	4	Alp1Cen	-0.010000	5800.0	87	26862	No
217	GOM_NL__2PRFIN20070420_160800_000000432057_00255_26862_1584.N1	20-APR-2007 16:08:00	Straylight	42.500	78	Alp Lup	2.3040	28000.	85	26862	No
218	GOM_NL__2PRFIN20070420_160935_000000442057_00255_26862_1585.N1	20-APR-2007 16:09:35	Straylight	43.500	81	Eta Cen	2.3560	28000.	87	26862	No
219	GOM_NL__2PRFIN20070420_161152_000000442057_00255_26862_1586.N1	20-APR-2007 16:11:52	Straylight	44.000	54	5The Cen	2.0550	4500.0	88	26862	No

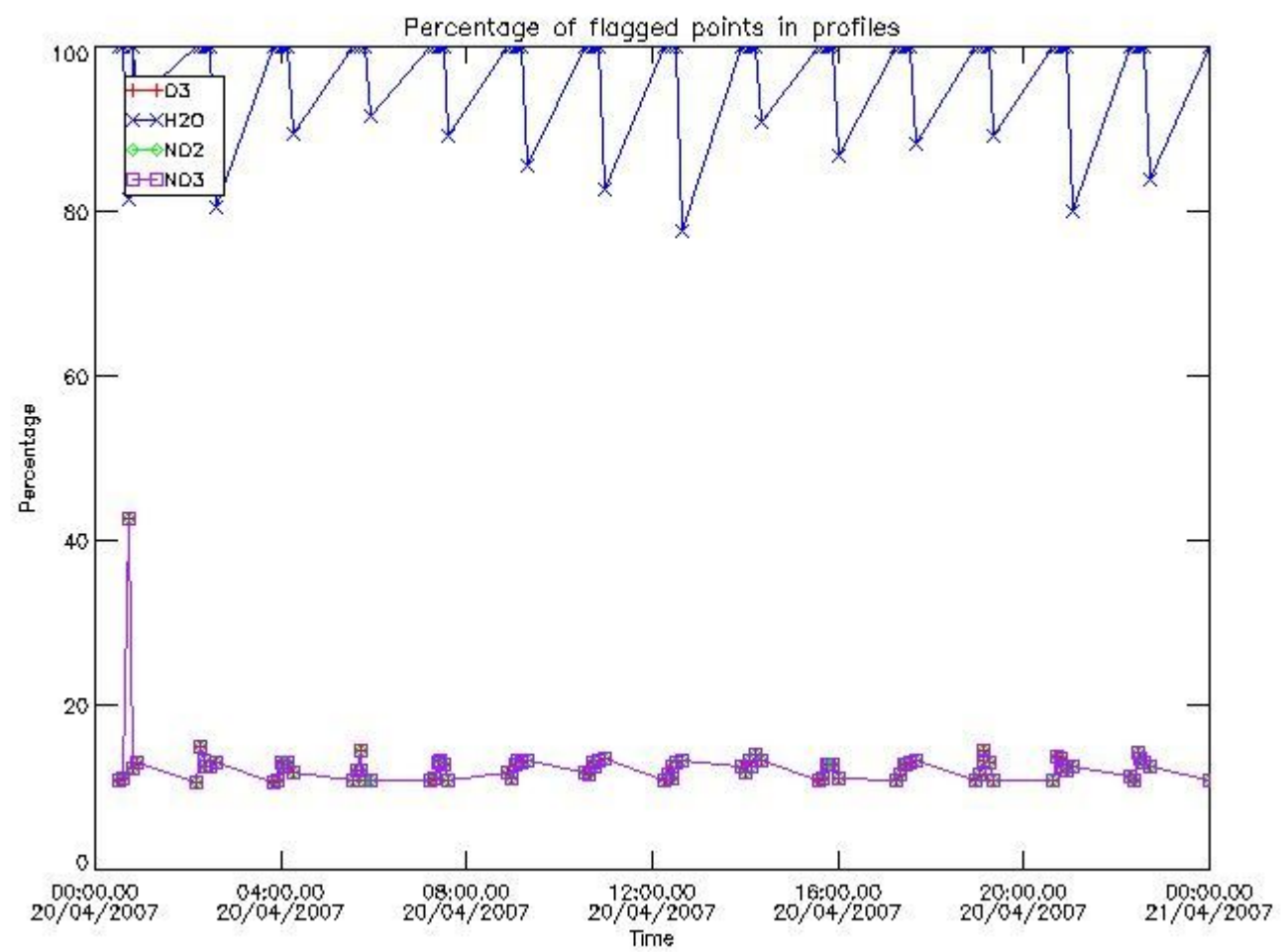
220	GOM_NL__2PRFIN20070420_161649_000000422057_00255_26862_1587.N1	20-APR-2007 16:16:49	Tw_i_and_stray	41.500	106	9Bet Crv	2.6480	5600.0	83	26862	No
221	GOM_NL__2PRFIN20070420_161956_000000422057_00255_26862_1588.N1	20-APR-2007 16:19:56	Bright	42.000	15	67Alp Vir	0.97600	28000.	84	26862	No
222	GOM_NL__2PRFIN20070420_162258_000000382057_00255_26862_1589.N1	20-APR-2007 16:22:58	Bright	37.500	121	29Gam Vir	2.7400	7200.0	75	26862	No
223	GOM_NL__2PRFIN20070420_162634_000000452057_00255_26862_1590.N1	20-APR-2007 16:26:34	Bright	44.500	138	47Eps Vir	2.8280	4700.0	89	26862	No
224	GOM_NL__2PRFIN20070420_163433_000000372057_00255_26862_1591.N1	20-APR-2007 16:34:33	Bright	37.000	152	12Alp2CVn	2.8900	11000.	74	26862	No
225	GOM_NL__2PRFIN20070420_163838_000000352057_00255_26862_1592.N1	20-APR-2007 16:38:38	Bright	35.000	87	64Gam UMa	2.4330	11000.	70	26862	No
226	GOM_NL__2PRFIN20070420_164106_000000352057_00255_26862_1593.N1	20-APR-2007 16:41:06	Bright	34.500	36	50Alp UMa	1.8000	6300.0	69	26862	No
227	GOM_NL__2PRFIN20070420_164554_000000392057_00255_26862_1594.N1	20-APR-2007 16:45:54	Bright	38.500	60	7Bet UMi	2.0810	3950.0	77	26862	No
228	GOM_NL__2PRFIN20070420_164902_000000372057_00255_26862_1595.N1	20-APR-2007 16:49:02	Bright	36.500	49	1Alp UMi	1.9900	6300.0	73	26862	No
229	GOM_NL__2PRFIN20070420_165731_000000332057_00255_26862_1596.N1	20-APR-2007 16:57:31	Bright	33.000	74	11Bet Cas	2.2680	6600.0	66	26862	No
230	GOM_NL__2PRFIN20070420_170624_000000392057_00255_26862_1597.N1	20-APR-2007 17:06:24	Bright	39.000	164	44Eta Peg	2.9480	5400.0	78	26862	No
231	GOM_NL__2PRFIN20070420_171031_000000422057_00255_26862_1598.N1	20-APR-2007 17:10:31	Tw_i_and_stray	41.500	90	54Alp Peg	2.4870	11000.	83	26862	No
232	GOM_NL__2PRFIN20070420_171618_000000482057_00255_26862_1599.N1	20-APR-2007 17:16:18	Dark	47.500	162	34Alp Aqr	2.9440	5350.0	95	26862	No
233	GOM_NL__2PRFIN20070420_172129_000000452057_00255_26862_1600.N1	20-APR-2007 17:21:29	Dark	44.500	142	49Del Cap	2.8500	8900.0	89	26862	No
234	GOM_NL__2PRFIN20070420_172638_000000402057_00255_26862_1601.N1	20-APR-2007 17:26:38	Dark	40.000	172	Gam Gru	3.0030	13100.	80	26862	No
235	GOM_NL__2PRFIN20070420_172834_000000402057_00255_26862_1602.N1	20-APR-2007 17:28:34	Dark	40.000	31	Alp Gru	1.7340	15200.	80	26862	No
236	GOM_NL__2PRFIN20070420_173343_000000392057_00256_26863_1596.N1	20-APR-2007 17:33:43	Dark	39.000	45	Alp Pav	1.9400	26000.	78	26863	No
237	GOM_NL__2PRFIN20070420_174054_000000392057_00256_26863_1597.N1	20-APR-2007 17:40:54	Dark	38.500	43	Alp TrA	1.9100	4250.0	77	26863	No
238	GOM_NL__2PRFIN20070420_174303_000000382057_00256_26863_1598.N1	20-APR-2007 17:43:03	Straylight	38.000	134	Bet TrA	2.8100	6600.0	76	26863	No
239	GOM_NL__2PRFIN20070420_174521_000000522057_00256_26863_1599.N1	20-APR-2007 17:45:21	Straylight	52.000	4	Alp1Cen	-0.010000	5800.0	104	26863	No
240	GOM_NL__2PRFIN20070420_174837_000000402057_00256_26863_1600.N1	20-APR-2007 17:48:37	Straylight	39.500	78	Alp Lup	2.3040	28000.	79	26863	No
241	GOM_NL__2PRFIN20070420_175011_000000432057_00256_26863_1601.N1	20-APR-2007 17:50:11	Straylight	43.000	81	Eta Cen	2.3560	28000.	86	26863	No
242	GOM_NL__2PRFIN20070420_175228_000000452057_00256_26863_1602.N1	20-APR-2007 17:52:28	Straylight	44.500	54	5The Cen	2.0550	4500.0	89	26863	No
243	GOM_NL__2PRFIN20070420_175725_000000422057_00256_26863_1603.N1	20-APR-2007 17:57:25	Tw_i_and_stray	41.500	106	9Bet Crv	2.6480	5600.0	83	26863	No
244	GOM_NL__2PRFIN20070420_180032_000000422057_00256_26863_1604.N1	20-APR-2007 18:00:32	Bright	41.500	15	67Alp Vir	0.97600	28000.	83	26863	No
245	GOM_NL__2PRFIN20070420_180334_000000372057_00256_26863_1605.N1	20-APR-2007 18:03:34	Bright	36.500	121	29Gam Vir	2.7400	7200.0	73	26863	No
246	GOM_NL__2PRFIN20070420_180710_000000372057_00256_26863_1606.N1	20-APR-2007 18:07:10	Bright	37.000	138	47Eps Vir	2.8280	4700.0	74	26863	No
247	GOM_NL__2PRFIN20070420_181509_000000372057_00256_26863_1607.N1	20-APR-2007 18:15:09	Bright	36.500	152	12Alp2CVn	2.8900	11000.	73	26863	No
248	GOM_NL__2PRFIN20070420_181914_000000362057_00256_26863_1608.N1	20-APR-2007 18:19:14	Bright	35.500	87	64Gam UMa	2.4330	11000.	71	26863	No
249	GOM_NL__2PRFIN20070420_182143_000000382057_00256_26863_1609.N1	20-APR-2007 18:21:43	Bright	37.500	36	50Alp UMa	1.8000	6300.0	75	26863	No
250	GOM_NL__2PRFIN20070420_182630_000000392057_00256_26863_1610.N1	20-APR-2007 18:26:30	Bright	38.500	60	7Bet UMi	2.0810	3950.0	77	26863	No
251	GOM_NL__2PRFIN20070420_182938_000000362057_00256_26863_1611.N1	20-APR-2007 18:29:38	Bright	35.500	49	1Alp UMi	1.9900	6300.0	71	26863	No
252	GOM_NL__2PRFIN20070420_183807_000000332057_00256_26863_1612.N1	20-APR-2007 18:38:07	Bright	33.000	74	11Bet Cas	2.2680	6600.0	66	26863	No
253	GOM_NL__2PRFIN20070420_184700_000000362057_00256_26863_1613.N1	20-APR-2007 18:47:00	Bright	36.000	164	44Eta Peg	2.9480	5400.0	72	26863	No
254	GOM_NL__2PRFIN20070420_185107_000000392057_00256_26863_1614.N1	20-APR-2007 18:51:07	Tw_i_and_stray	39.000	90	54Alp Peg	2.4870	11000.	78	26863	No
255	GOM_NL__2PRFIN20070420_185655_000000482057_00256_26863_1615.N1	20-APR-2007 18:56:55	Dark	47.500	162	34Alp Aqr	2.9440	5350.0	95	26863	No
256	GOM_NL__2PRFIN20070420_190206_000000442057_00256_26863_1616.N1	20-APR-2007 19:02:06	Dark	44.000	142	49Del Cap	2.8500	8900.0	88	26863	No
257	GOM_NL__2PRFIN20070420_190715_000000392057_00256_26863_1617.N1	20-APR-2007 19:07:15	Dark	38.500	172	Gam Gru	3.0030	13100.	77	26863	No
258	GOM_NL__2PRFIN20070420_190910_000000392057_00256_26863_1618.N1	20-APR-2007 19:09:10	Dark	39.000	31	Alp Gru	1.7340	15200.	78	26863	No
259	GOM_NL__2PRFIN20070420_191419_000000392057_00257_26864_1613.N1	20-APR-2007 19:14:19	Dark	39.000	45	Alp Pav	1.9400	26000.	78	26864	No
260	GOM_NL__2PRFIN20070420_192131_000000472057_00257_26864_1614.N1	20-APR-2007 19:21:31	Dark	46.500	43	Alp TrA	1.9100	4250.0	93	26864	No
261	GOM_NL__2PRFIN20070420_192339_000000382057_00257_26864_1615.N1	20-APR-2007 19:23:39	Straylight	37.500	134	Bet TrA	2.8100	6600.0	75	26864	No
262	GOM_NL__2PRFIN20070420_192557_000000502057_00257_26864_1616.N1	20-APR-2007 19:25:57	Straylight	49.500	4	Alp1Cen	-0.010000	5800.0	99	26864	No
263	GOM_NL__2PRFIN20070420_192913_000000402057_00257_26864_1617.N1	20-APR-2007 19:29:13	Straylight	39.500	78	Alp Lup	2.3040	28000.	79	26864	No
264	GOM_NL__2PRFIN20070420_193048_000000422057_00257_26864_1618.N1	20-APR-2007 19:30:48	Straylight	42.000	81	Eta Cen	2.3560	28000.	84	26864	No
265	GOM_NL__2PRFIN20070420_193304_000000472057_00257_26864_1619.N1	20-APR-2007 19:33:04	Straylight	47.000	54	5The Cen	2.0550	4500.0	94	26864	No
266	GOM_NL__2PRFIN20070420_193801_000000402057_00257_26864_1620.N1	20-APR-2007 19:38:01	Tw_i_and_stray	40.000	106	9Bet Crv	2.6480	5600.0	80	26864	No
267	GOM_NL__2PRFIN20070420_194108_000000412057_00257_26864_1621.N1	20-APR-2007 19:41:08	Bright	41.000	15	67Alp Vir	0.97600	28000.	82	26864	No
268	GOM_NL__2PRFIN20070420_194410_000000362057_00257_26864_1622.N1	20-APR-2007 19:44:10	Bright	36.000	121	29Gam Vir	2.7400	7200.0	72	26864	No
269	GOM_NL__2PRFIN20070420_194746_000000382057_00257_26864_1623.N1	20-APR-2007 19:47:46	Bright	37.500	138	47Eps Vir	2.8280	4700.0	75	26864	No
270	GOM_NL__2PRFIN20070420_195545_000000382057_00257_26864_1624.N1	20-APR-2007 19:55:45	Bright	37.500	152	12Alp2CVn	2.8900	11000.	75	26864	No
271	GOM_NL__2PRFIN20070420_195950_000000352057_00257_26864_1625.N1	20-APR-2007 19:59:50	Bright	35.000	87	64Gam UMa	2.4330	11000.	70	26864	No
272	GOM_NL__2PRFIN20070420_200219_000000372057_00257_26864_1626.N1	20-APR-2007 20:02:19	Bright	36.500	36	50Alp UMa	1.8000	6300.0	73	26864	No
273	GOM_NL__2PRFIN20070420_200706_000000392057_00257_26864_1627.N1	20-APR-2007 20:07:06	Bright	39.000	60	7Bet UMi	2.0810	3950.0	78	26864	No
274	GOM_NL__2PRFIN20070420_201014_000000352057_00257_26864_1628.N1	20-APR-2007 20:10:14	Bright	34.500	49	1Alp UMi	1.9900	6300.0	69	26864	No
275	GOM_NL__2PRFIN20070420_201843_000000342057_00257_26864_1629.N1	20-APR-2007 20:18:43	Bright	33.500	74	11Bet Cas	2.2680	6600.0	67	26864	No
276	GOM_NL__2PRFIN20070420_202736_000000552057_00257_26864_1630.N1	20-APR-2007 20:27:36	Bright	55.000	164	44Eta Peg	2.9480	5400.0	110	26864	No
277	GOM_NL__2PRFIN20070420_203143_000000412057_00257_26864_1631.N1	20-APR-2007 20:31:43	Tw_i_and_stray	40.500	90	54Alp Peg	2.4870	11000.	81	26864	No
278	GOM_NL__2PRFIN20070420_203731_000000472057_00257_26864_1632.N1	20-APR-2007 20:37:31	Dark	46.500	162	34Alp Aqr	2.9440	5350.0	93	26864	No

279	GOM_NL__2PRFIN20070420_204242_000000452057_00257_26864_1633.N1	20-APR-2007 20:42:42	Dark	44.500	142	49Del Cap	2.8500	8900.0	89	26864	No
280	GOM_NL__2PRFIN20070420_204751_000000382057_00257_26864_1634.N1	20-APR-2007 20:47:51	Dark	38.000	172	Gam Gru	3.0030	13100.	76	26864	No
281	GOM_NL__2PRFIN20070420_204946_000000412057_00257_26864_1635.N1	20-APR-2007 20:49:46	Dark	40.500	31	Alp Gru	1.7340	15200.	81	26864	No
282	GOM_NL__2PRFIN20070420_205456_000000422057_00258_26865_1624.N1	20-APR-2007 20:54:56	Dark	42.000	45	Alp Pav	1.9400	26000.	84	26865	No
283	GOM_NL__2PRFIN20070420_210207_000000412057_00258_26865_1625.N1	20-APR-2007 21:02:07	Dark	40.500	43	Alp TrA	1.9100	4250.0	81	26865	No
284	GOM_NL__2PRFIN20070420_210415_000000392057_00258_26865_1626.N1	20-APR-2007 21:04:15	Straylight	39.000	134	Bet TrA	2.8100	6600.0	78	26865	No
285	GOM_NL__2PRFIN20070420_210633_000000492057_00258_26865_1627.N1	20-APR-2007 21:06:33	Straylight	48.500	4	Alp1Cen	-0.010000	5800.0	97	26865	No
286	GOM_NL__2PRFIN20070420_210949_000000402057_00258_26865_1628.N1	20-APR-2007 21:09:49	Straylight	40.000	78	Alp Lup	2.3040	28000.	80	26865	No
287	GOM_NL__2PRFIN20070420_211124_000000432057_00258_26865_1629.N1	20-APR-2007 21:11:24	Straylight	42.500	81	Eta Cen	2.3560	28000.	85	26865	No
288	GOM_NL__2PRFIN20070420_211340_000000472057_00258_26865_1630.N1	20-APR-2007 21:13:40	Straylight	46.500	54	5The Cen	2.0550	4500.0	93	26865	No
289	GOM_NL__2PRFIN20070420_211837_000000412057_00258_26865_1631.N1	20-APR-2007 21:18:37	Tw_i_and_stray	40.500	106	9Bet Crv	2.6480	5600.0	81	26865	No
290	GOM_NL__2PRFIN20070420_212144_000000422057_00258_26865_1632.N1	20-APR-2007 21:21:44	Bright	41.500	15	67Alp Vir	0.97600	28000.	83	26865	No
291	GOM_NL__2PRFIN20070420_212446_000000372057_00258_26865_1633.N1	20-APR-2007 21:24:46	Bright	36.500	121	29Gam Vir	2.7400	7200.0	73	26865	No
292	GOM_NL__2PRFIN20070420_212822_000000372057_00258_26865_1634.N1	20-APR-2007 21:28:22	Bright	37.000	138	47Eps Vir	2.8280	4700.0	74	26865	No
293	GOM_NL__2PRFIN20070420_213621_000000362057_00258_26865_1635.N1	20-APR-2007 21:36:21	Bright	35.500	152	12Alp2CVn	2.8900	11000.	71	26865	No
294	GOM_NL__2PRFIN20070420_214026_000000332057_00258_26865_1636.N1	20-APR-2007 21:40:26	Bright	33.000	87	64Gam UMa	2.4330	11000.	66	26865	No
295	GOM_NL__2PRFIN20070420_214255_000000372057_00258_26865_1637.N1	20-APR-2007 21:42:55	Bright	37.000	36	50Alp UMa	1.8000	6300.0	74	26865	No
296	GOM_NL__2PRFIN20070420_214741_000000392057_00258_26865_1638.N1	20-APR-2007 21:47:41	Bright	38.500	60	7Bet UMi	2.0810	3950.0	77	26865	No
297	GOM_NL__2PRFIN20070420_215050_000000342057_00258_26865_1639.N1	20-APR-2007 21:50:50	Bright	34.000	49	1Alp UMi	1.9900	6300.0	68	26865	No
298	GOM_NL__2PRFIN20070420_215919_000000342057_00258_26865_1640.N1	20-APR-2007 21:59:19	Bright	34.000	74	11Bet Cas	2.2680	6600.0	68	26865	No
299	GOM_NL__2PRFIN20070420_220812_000000382057_00258_26865_1641.N1	20-APR-2007 22:08:12	Bright	37.500	164	44Eta Peg	2.9480	5400.0	75	26865	No
300	GOM_NL__2PRFIN20070420_221219_000000402057_00258_26865_1642.N1	20-APR-2007 22:12:19	Tw_i_and_stray	39.500	90	54Alp Peg	2.4870	11000.	79	26865	No
301	GOM_NL__2PRFIN20070420_221807_000000492057_00258_26865_1643.N1	20-APR-2007 22:18:07	Dark	48.500	162	34Alp Aqr	2.9440	5350.0	97	26865	No
302	GOM_NL__2PRFIN20070420_222319_000000472057_00258_26865_1644.N1	20-APR-2007 22:23:19	Dark	46.500	142	49Del Cap	2.8500	8900.0	93	26865	No
303	GOM_NL__2PRFIN20070420_222828_000000402057_00258_26865_1645.N1	20-APR-2007 22:28:28	Dark	39.500	172	Gam Gru	3.0030	13100.	79	26865	No
304	GOM_NL__2PRFIN20070420_223023_000000422057_00258_26865_1646.N1	20-APR-2007 22:30:23	Dark	41.500	31	Alp Gru	1.7340	15200.	83	26865	No
305	GOM_NL__2PRFIN20070420_223532_000000392057_00259_26866_1651.N1	20-APR-2007 22:35:32	Dark	39.000	45	Alp Pav	1.9400	26000.	78	26866	No
306	GOM_NL__2PRFIN20070420_224243_000000412057_00259_26866_1652.N1	20-APR-2007 22:42:43	Dark	41.000	43	Alp TrA	1.9100	4250.0	82	26866	No
307	GOM_NL__2PRFIN20070420_224452_000000392057_00259_26866_1653.N1	20-APR-2007 22:44:52	Straylight	38.500	134	Bet TrA	2.8100	6600.0	77	26866	No
308	GOM_NL__2PRFIN20070420_224710_000000482057_00259_26866_1654.N1	20-APR-2007 22:47:10	Straylight	48.000	4	Alp1Cen	-0.010000	5800.0	96	26866	No
309	GOM_NL__2PRFIN20070420_225026_000000412057_00259_26866_1655.N1	20-APR-2007 22:50:26	Straylight	41.000	78	Alp Lup	2.3040	28000.	82	26866	No
310	GOM_NL__2PRFIN20070420_225200_000000442057_00259_26866_1656.N1	20-APR-2007 22:52:00	Straylight	43.500	81	Eta Cen	2.3560	28000.	87	26866	No
311	GOM_NL__2PRFIN20070420_225417_000000442057_00259_26866_1657.N1	20-APR-2007 22:54:17	Straylight	44.000	54	5The Cen	2.0550	4500.0	88	26866	No
312	GOM_NL__2PRFIN20070420_225913_000000422057_00259_26866_1658.N1	20-APR-2007 22:59:13	Tw_i_and_stray	41.500	106	9Bet Crv	2.6480	5600.0	83	26866	No
313	GOM_NL__2PRFIN20070420_230220_000000412057_00259_26866_1659.N1	20-APR-2007 23:02:20	Bright	40.500	15	67Alp Vir	0.97600	28000.	81	26866	No
314	GOM_NL__2PRFIN20070420_230522_000000372057_00259_26866_1660.N1	20-APR-2007 23:05:22	Bright	36.500	121	29Gam Vir	2.7400	7200.0	73	26866	No
315	GOM_NL__2PRFIN20070420_230858_000000372057_00259_26866_1661.N1	20-APR-2007 23:08:58	Bright	37.000	138	47Eps Vir	2.8280	4700.0	74	26866	No
316	GOM_NL__2PRFIN20070420_231656_000000372057_00259_26866_1662.N1	20-APR-2007 23:16:56	Bright	36.500	152	12Alp2CVn	2.8900	11000.	73	26866	No
317	GOM_NL__2PRFIN20070420_232102_000000362057_00259_26866_1663.N1	20-APR-2007 23:21:02	Bright	35.500	87	64Gam UMa	2.4330	11000.	71	26866	No
318	GOM_NL__2PRFIN20070420_232331_000000522057_00259_26866_1664.N1	20-APR-2007 23:23:31	Bright	52.000	36	50Alp UMa	1.8000	6300.0	104	26866	No
319	GOM_NL__2PRFIN20070420_232817_000000392057_00259_26866_1665.N1	20-APR-2007 23:28:17	Bright	38.500	60	7Bet UMi	2.0810	3950.0	77	26866	No
320	GOM_NL__2PRFIN20070420_233126_000000322057_00259_26866_1666.N1	20-APR-2007 23:31:26	Bright	32.000	49	1Alp UMi	1.9900	6300.0	64	26866	No
321	GOM_NL__2PRFIN20070420_233955_000000352057_00259_26866_1667.N1	20-APR-2007 23:39:55	Bright	34.500	74	11Bet Cas	2.2680	6600.0	69	26866	No
322	GOM_NL__2PRFIN20070420_234848_000000392057_00259_26866_1668.N1	20-APR-2007 23:48:48	Bright	39.000	164	44Eta Peg	2.9480	5400.0	78	26866	No
323	GOM_NL__2PRFIN20070420_235255_000000402057_00259_26866_1669.N1	20-APR-2007 23:52:55	Tw_i_and_stray	39.500	90	54Alp Peg	2.4870	11000.	79	26866	No
324	GOM_NL__2PRFIN20070420_235844_000000472057_00259_26866_1670.N1	20-APR-2007 23:58:44	Dark	47.000	162	34Alp Aqr	2.9440	5350.0	94	26866	No

3. Quality information per product

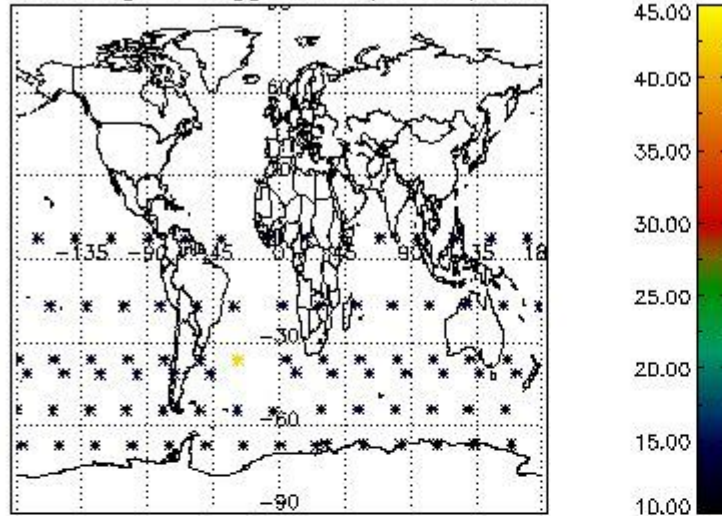
In this section it is plotted some information contained in the Quality Summary data set of the level 2 products. Only products in dark limb conditions and without errors (error flag in the MPH set to "0") are used.

3.1 Plot quality information per product (time dependant)

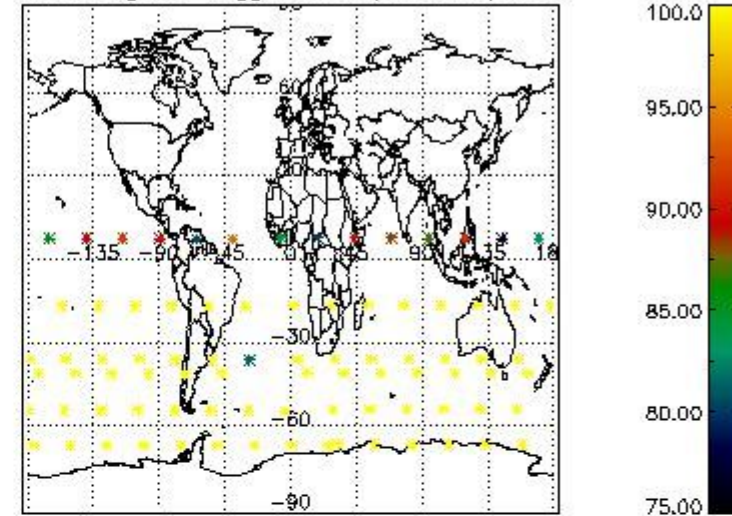


3.2 Plot quality information per product (world map)

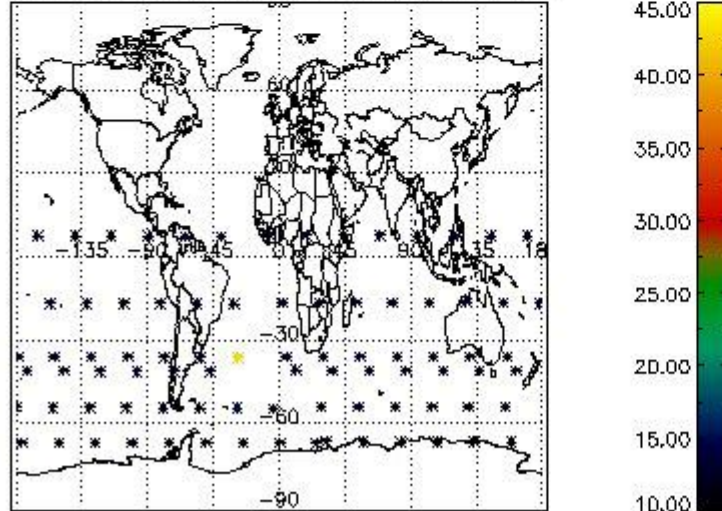
Percentage of flagged data per O3 profile



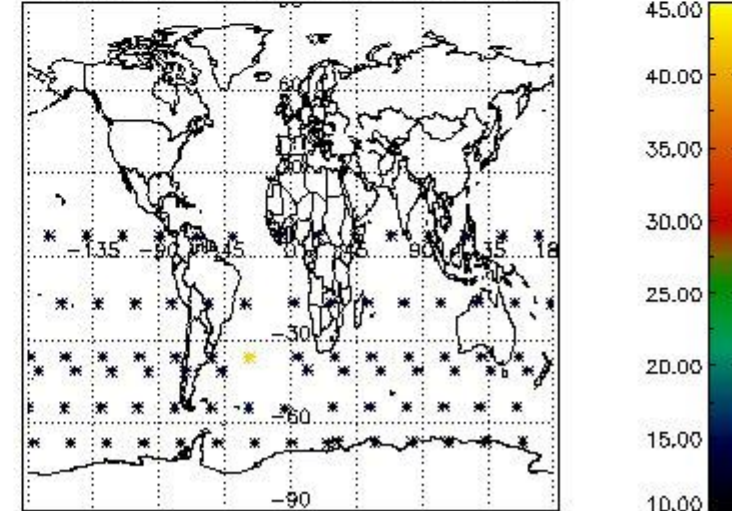
Percentage of flagged data per H2O profile



Percentage of flagged data per NO2 profile



Percentage of flagged data per NO3 profile

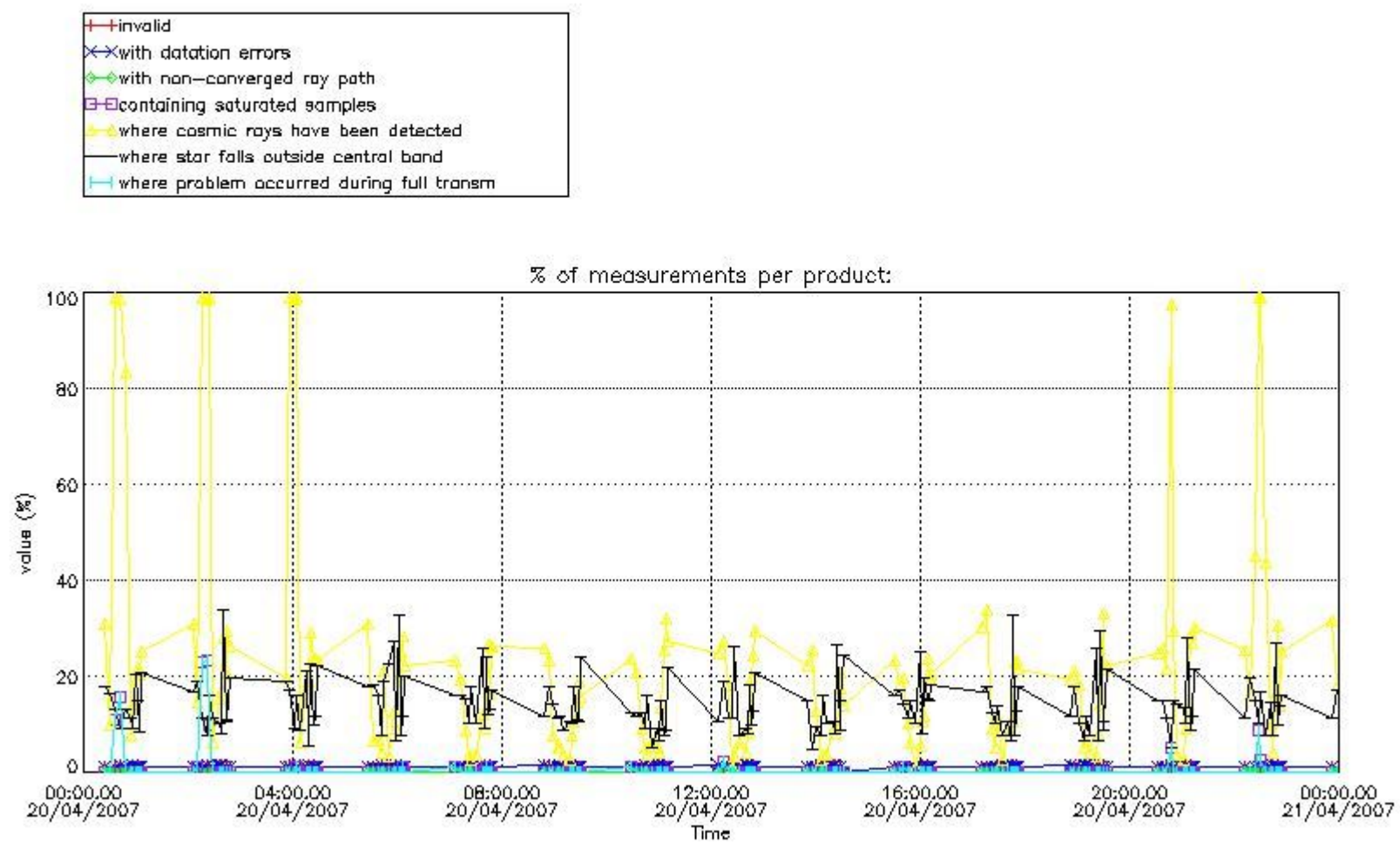


4. Level 1 quality information per product

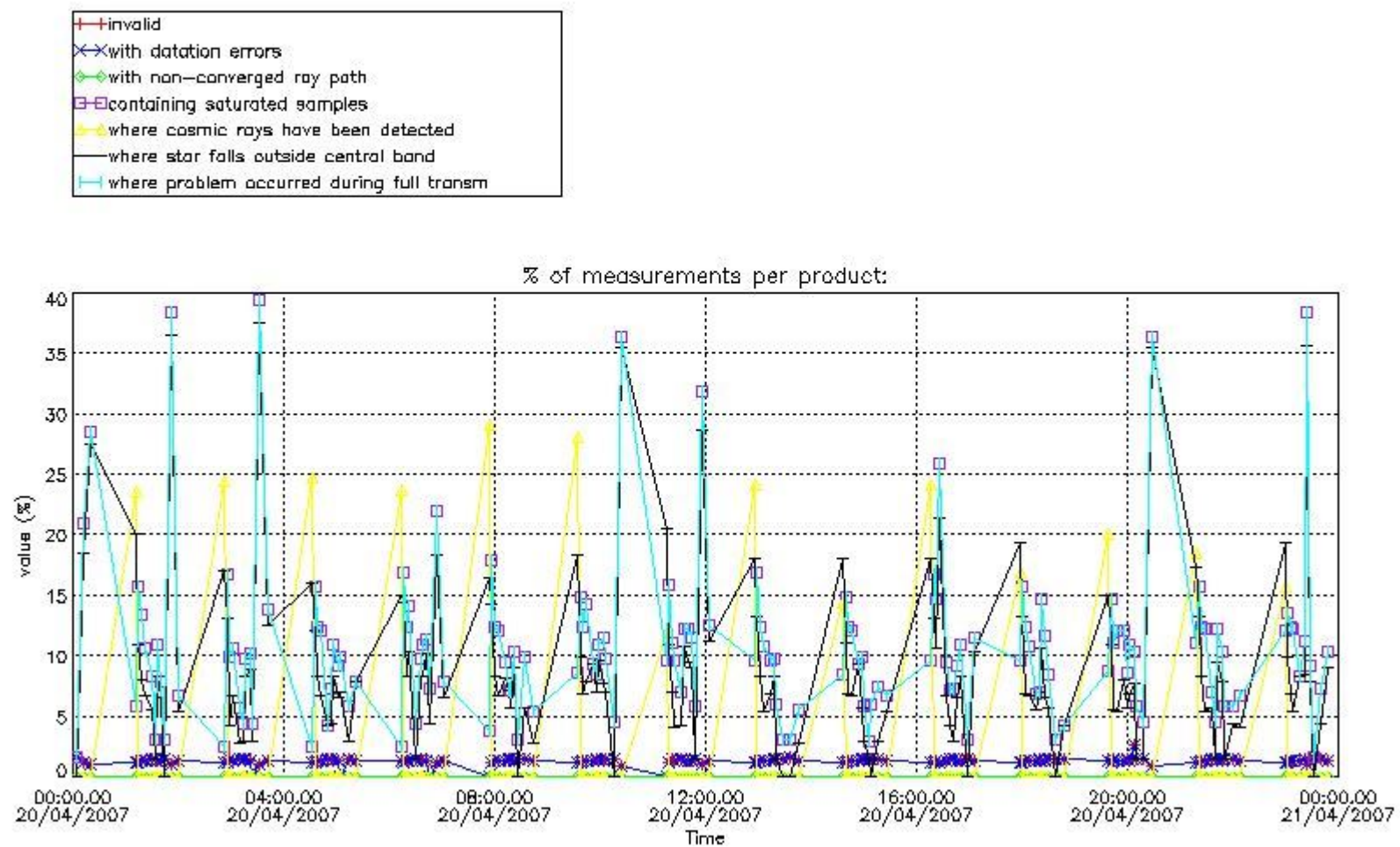
In this section it is plotted some information contained in the Quality Summary data set of the level 2 products that comes from the level 1b processing. Products without errors (error flag in the MPH set to "0") are used.

4.1 Plot quality information per product (time dependant) coming from level 1b processing

4.1.1 Plot level 1 quality information per product (time dependant): ENVISAT ASCENDING passes



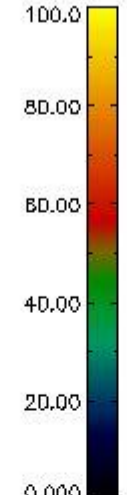
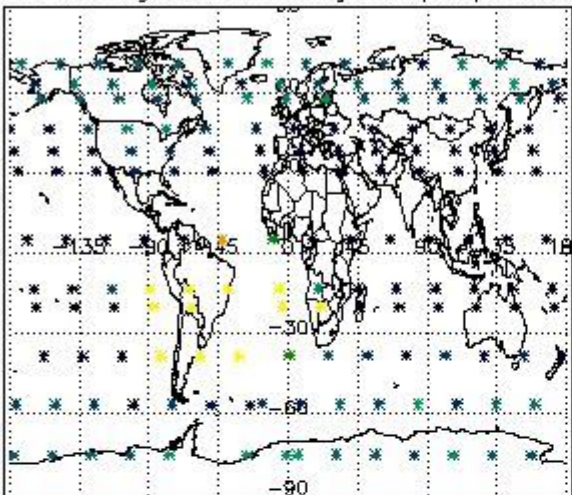
4.1.2 Plot level 1 quality information per product (time dependant): ENVI SAT DESCENDING passes



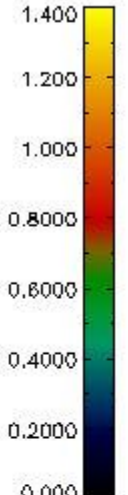
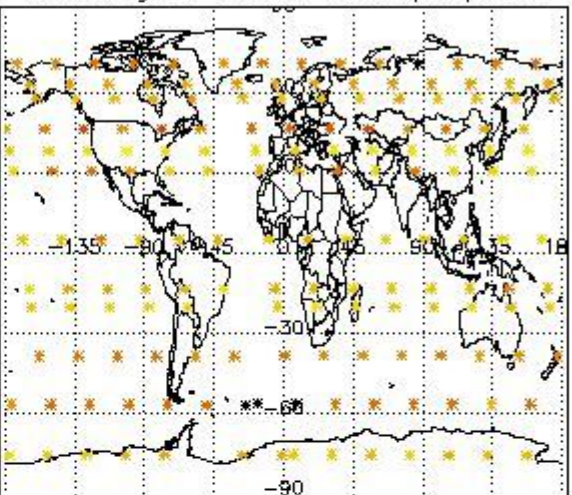
4.2 Plot quality information per product coming from level 1b processing (world map)

4.2.1 Plot level 1 quality information per product (world map): ENVISAT ASCENDING passes

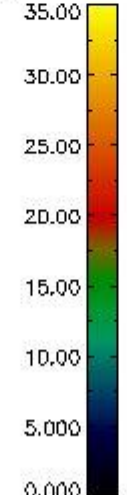
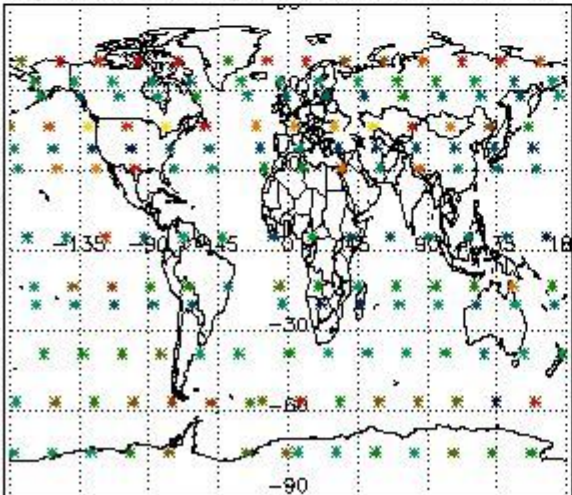
Percentage of cosmic ray hits per profile



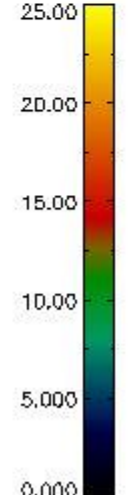
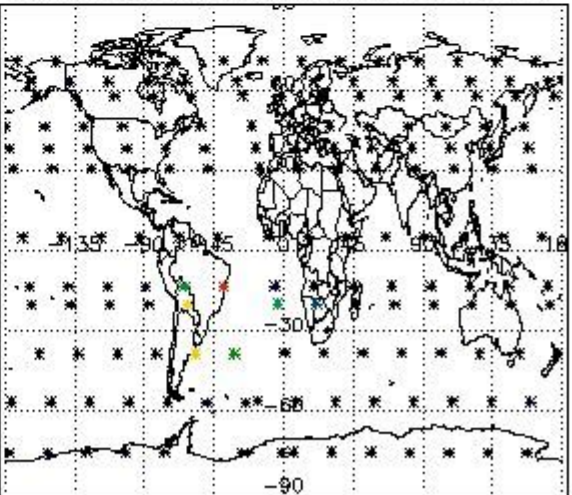
Percentage of datation errors per profile



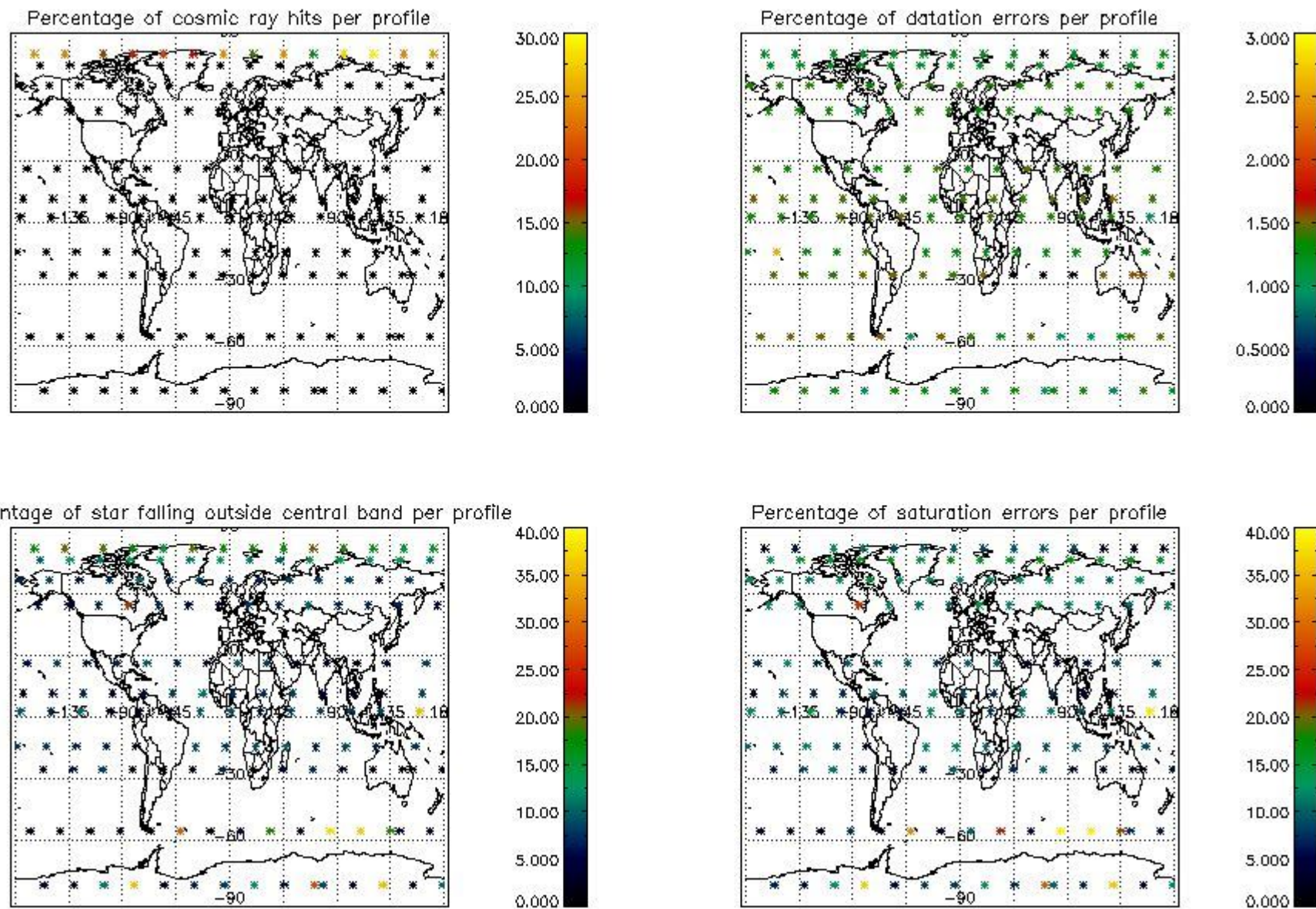
Percentage of star falling outside central band per profile



Percentage of saturation errors per profile



4.2.2 Plot level 1 quality information per product (world map): ENVISAT DESCENDING passes



5. Trace gas profiles

5.1 Ozone statistics based on quality of products

The final quality of the products can be "measured" using the STD (Standard Deviation) attached to every point profile. This information is written to the parameter GOM_NL__2P/NL_LOCAL_SPECIES_DENSITY/o3_std of the level 2 products. The table below shows the statistics for given STD ranges.

The statistics are given with respect to the overall valid production:

- Products without fatal errors: GOM_NL__2P/MPH/PRODUCT_ERR=0
- Valid point profile: GOM_NL__2P/NL_LOCAL_SPECIES_DENSITY/pcd(0)=0

The 'Criteria' is applied to valid points of dark limb products:

- Products in dark limb illumination condition: GOM_NL__2P/NL_SUMMARY_QUALITY/obs_ill_cond=0
- Products without fatal errors: GOM_NL__2P/MPH/PRODUCT_ERR=0
- Valid point profile: GOM_NL__2P/NL_LOCAL_SPECIES_DENSITY/pcd(0)=0

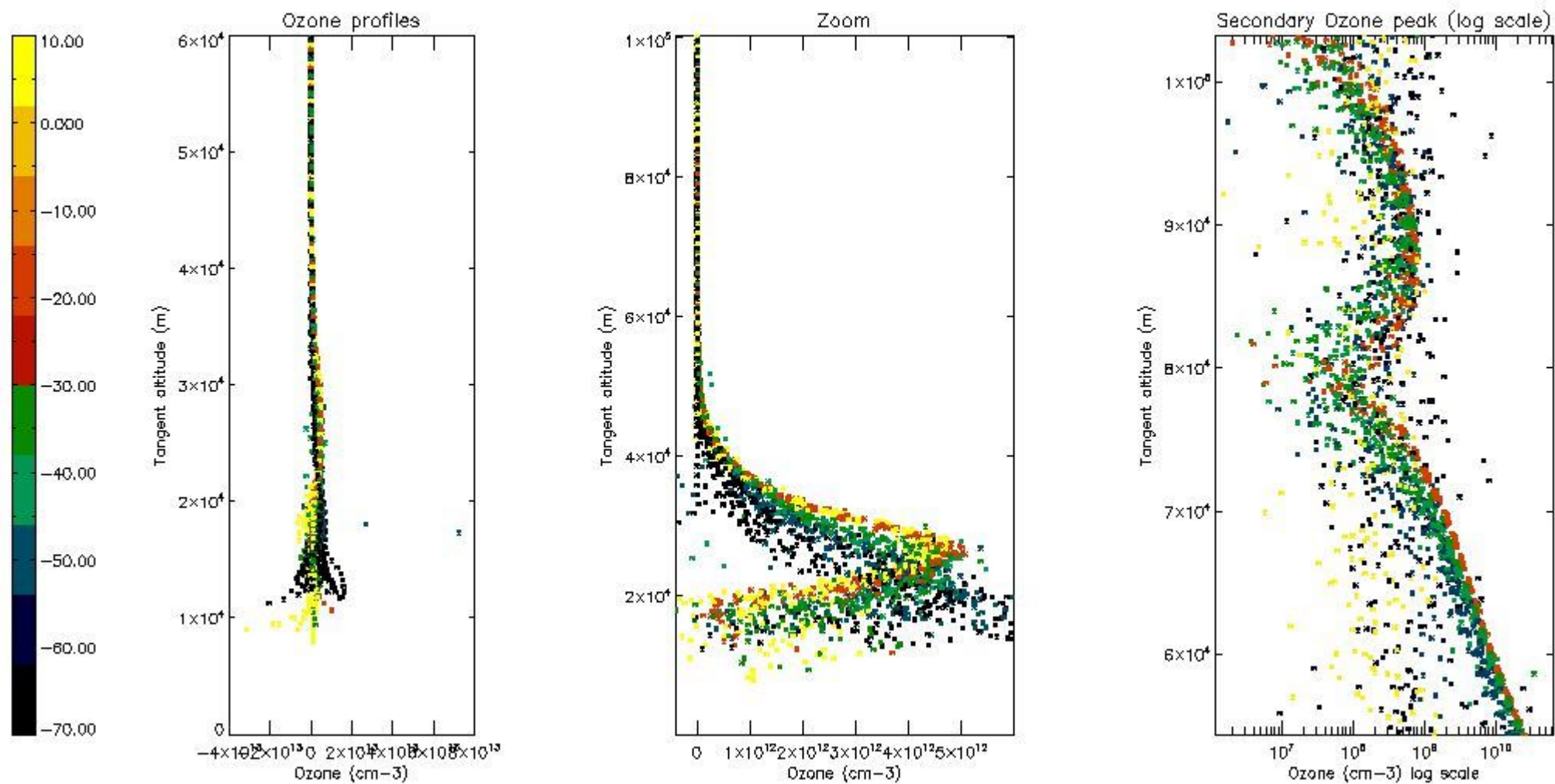
So, the table below shows the percentage of dark limb and valid observations for each criteria with respect to the overall valid daily observations.

Criteria	% of total production
All STD	28
STD < 20	13

STD < 10	9
STD < 5	5

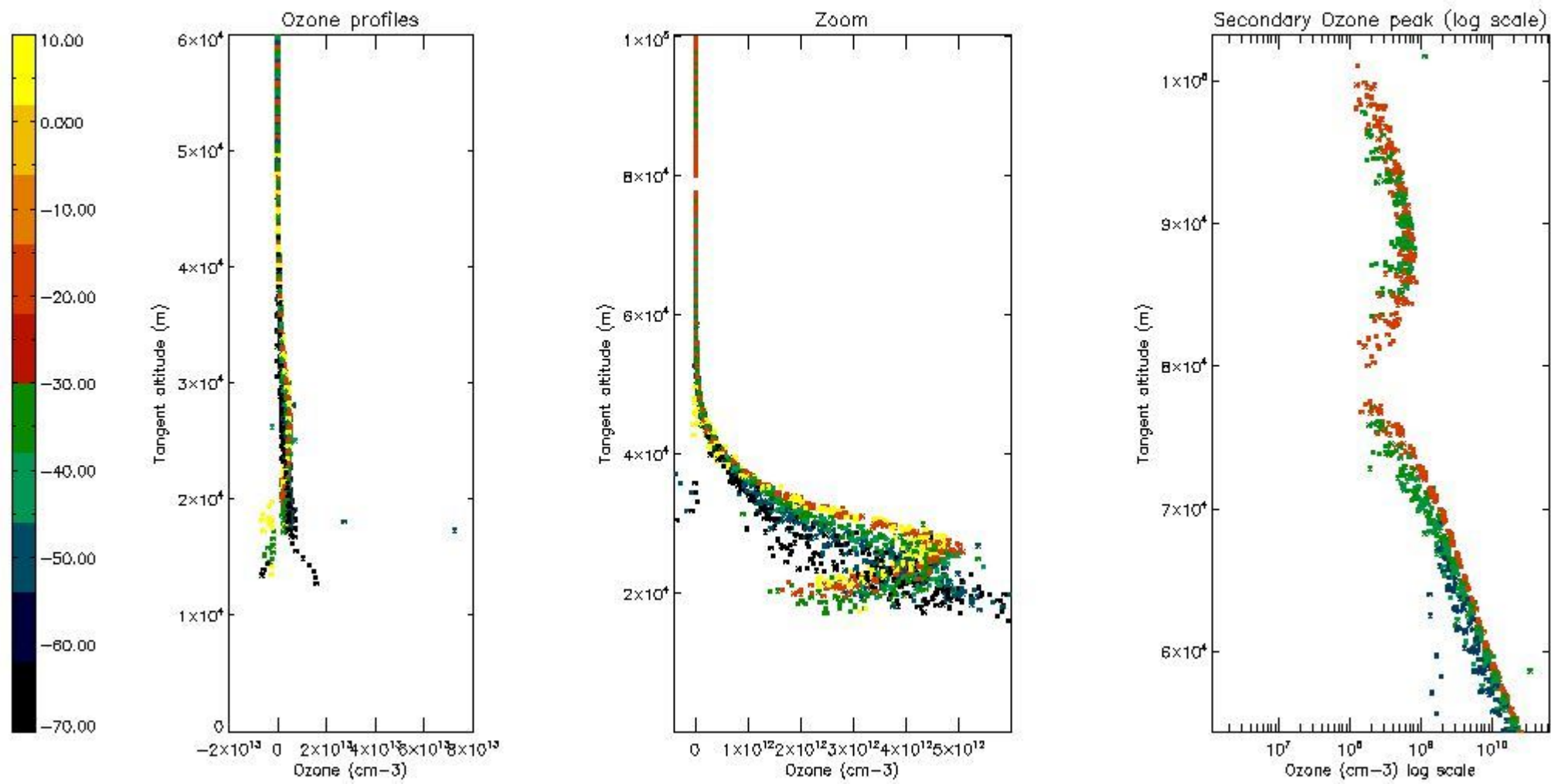
5.2 Plot ozone profiles for all STD (dark without errors)

The colorbar represents the latitude.



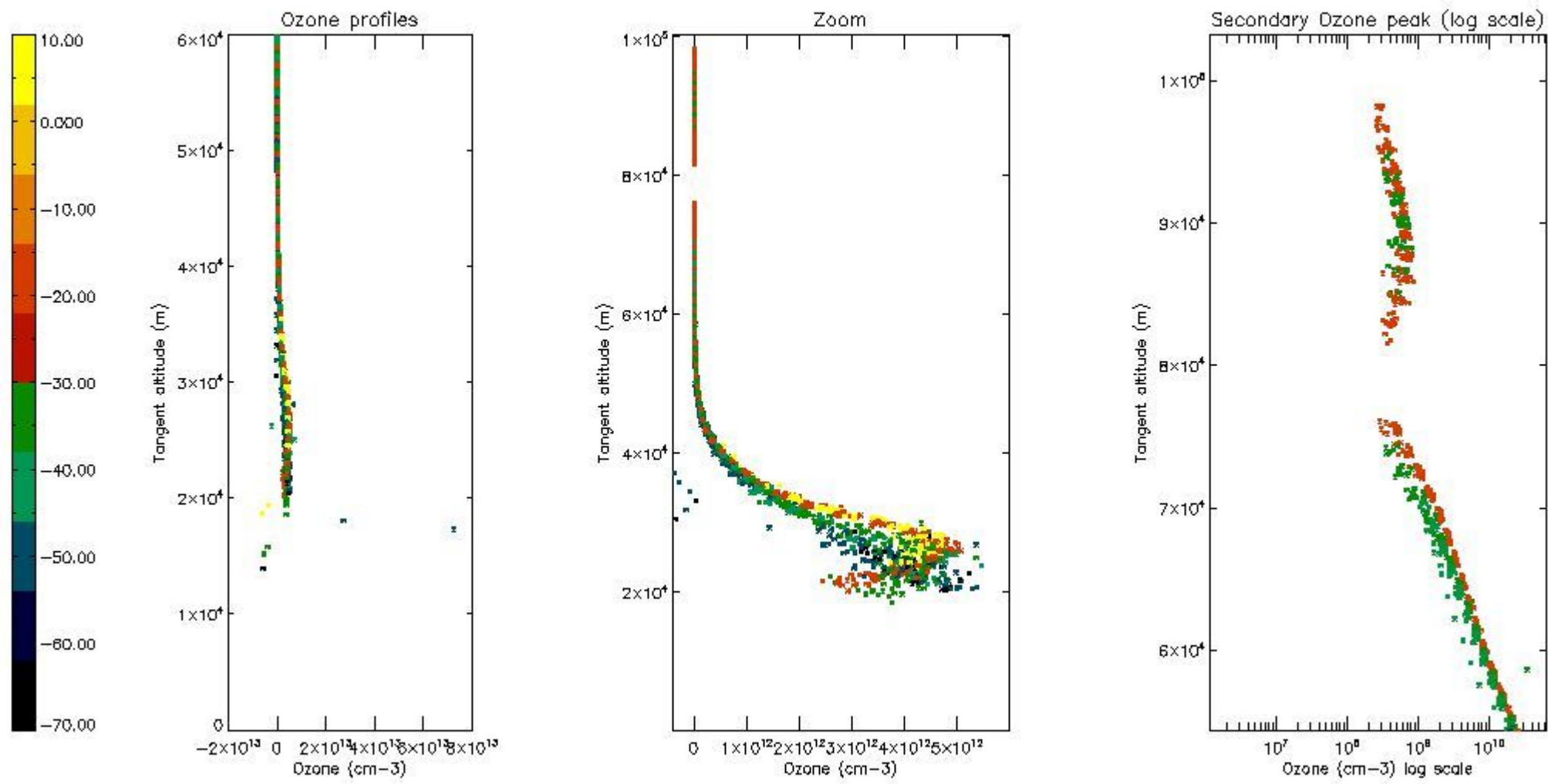
5.3 Plot ozone profiles where STD < 20% (dark without errors)

The colorbar represents the latitude.



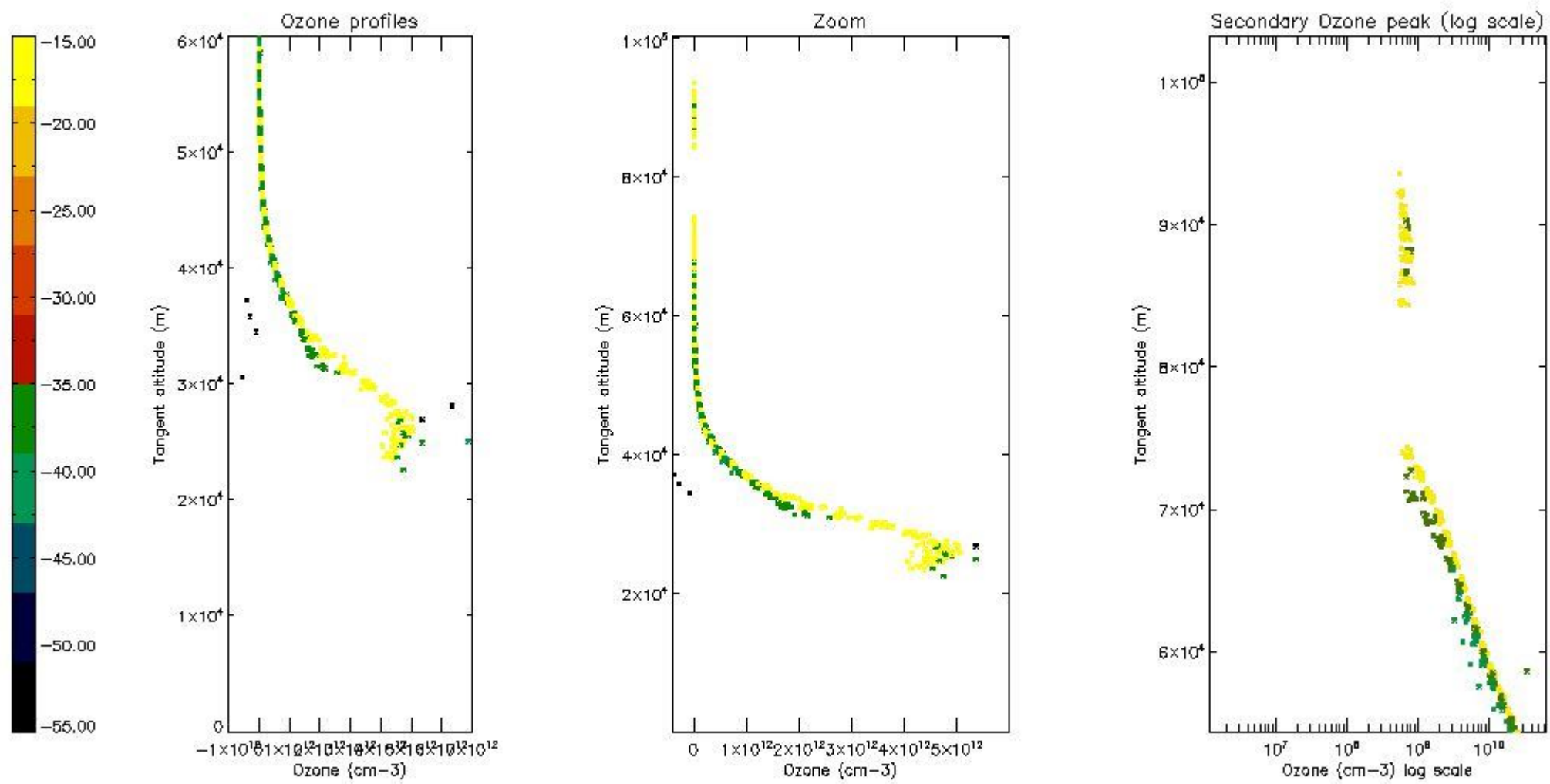
5.4 Plot ozone profiles where $STD < 10\%$ (dark without errors)

The colorbar represents the latitude.



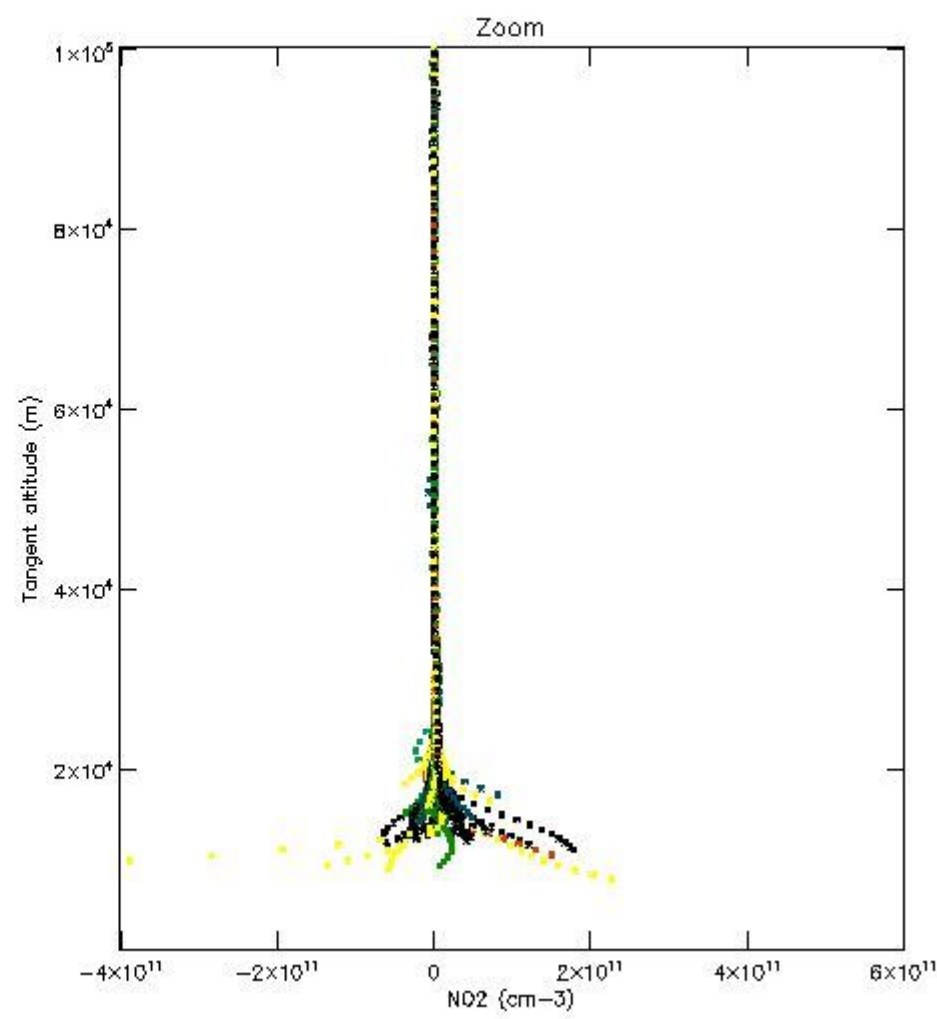
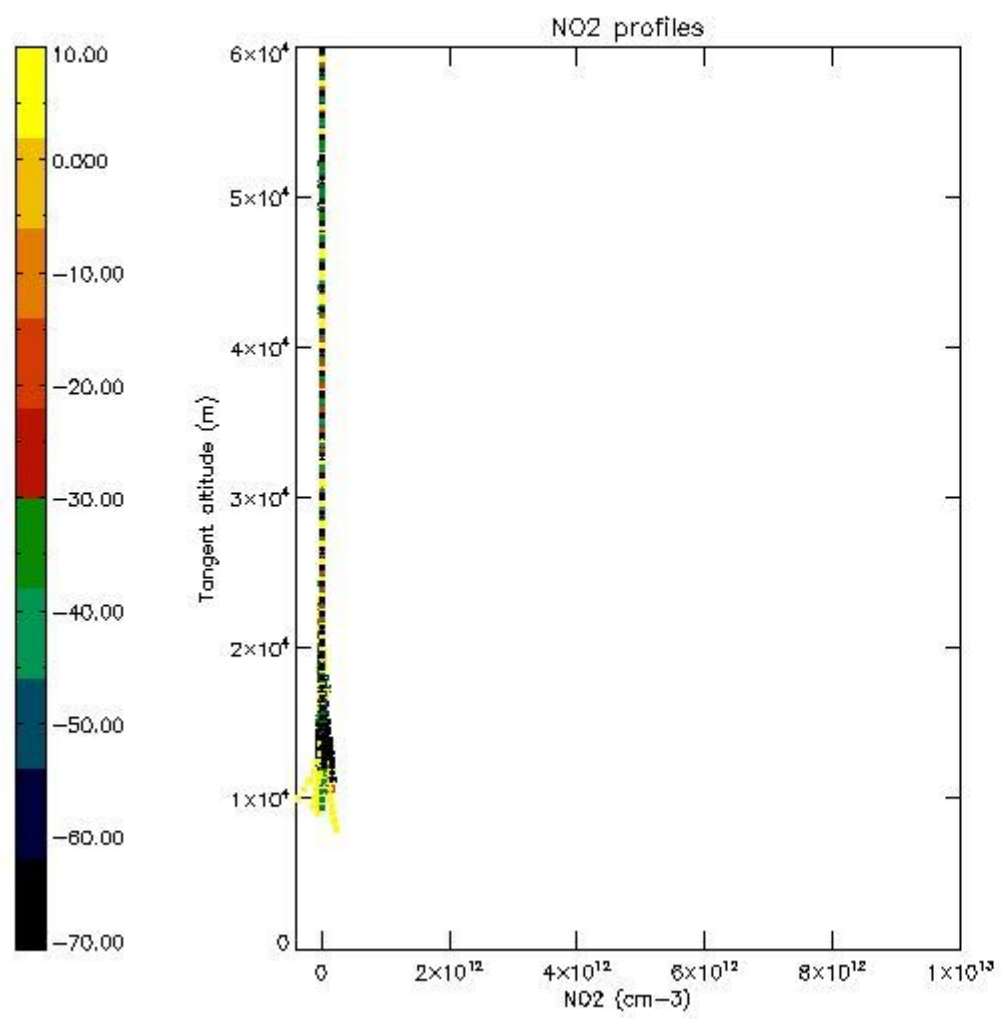
5.5 Plot ozone profiles where $STD < 5\%$ (dark without errors)

The colorbar represents the latitude.



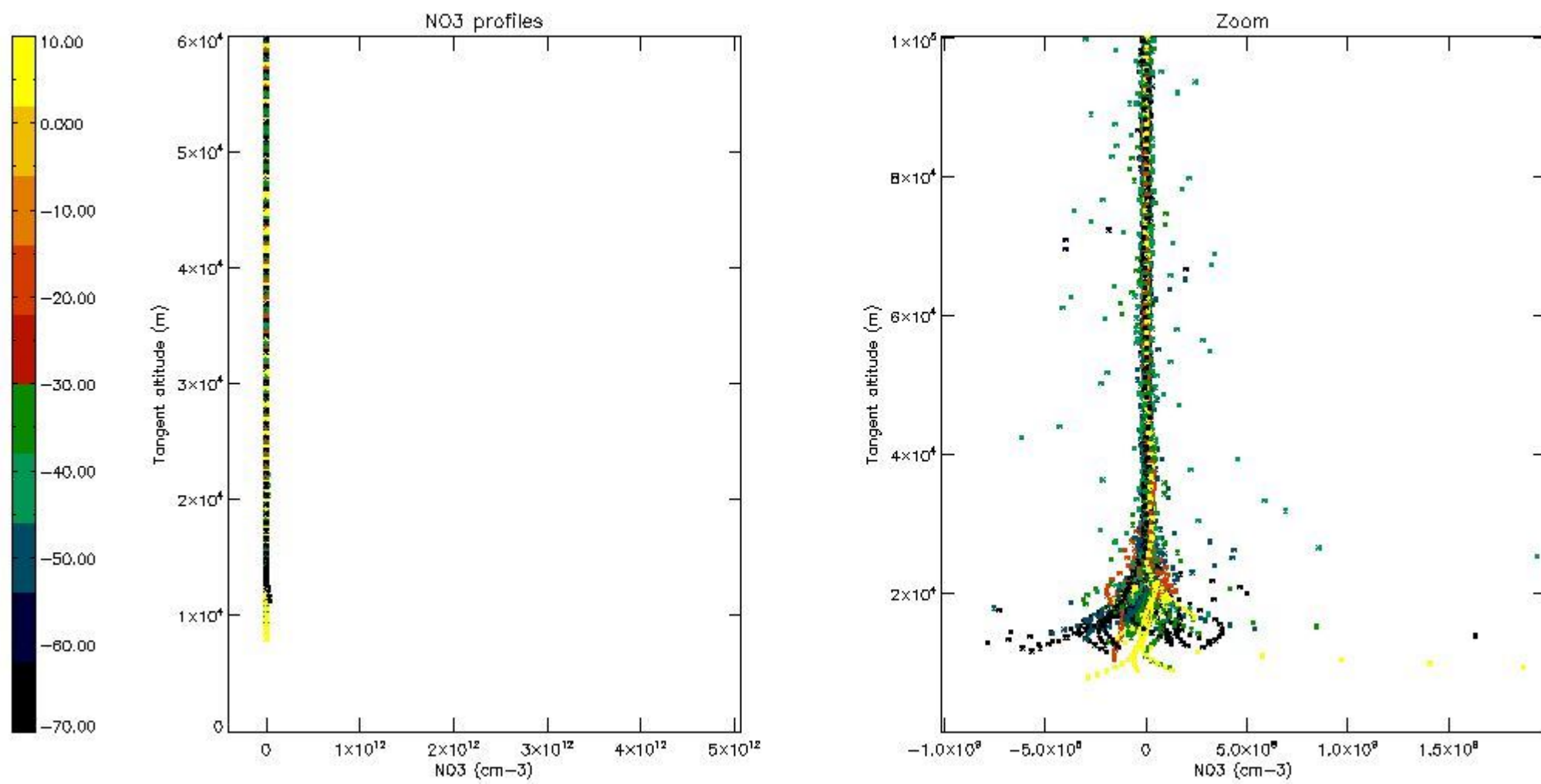
5.6 Plot NO₂ profiles for all STD (dark without errors)

The colorbar represents the latitude.



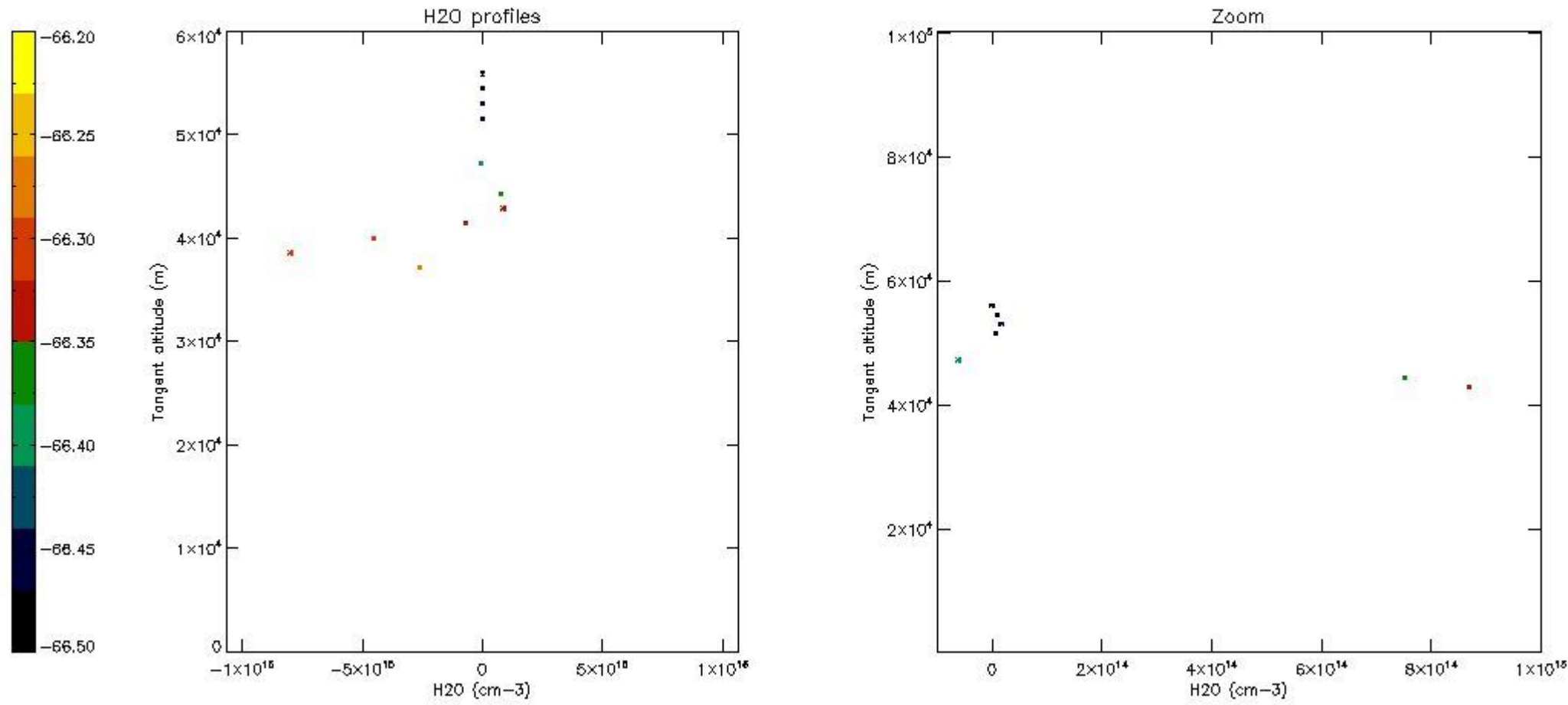
5.7 Plot NO3 profiles for all STD (dark without errors)

The colorbar represents the latitude.



5.8 Plot H2O profiles for all STD (only for occultations of stars 1,2,3,4,13,14,16,26,63 dark without errors)

The colorbar represents the latitude.



6. Auxiliary Data Files used for the production reported in section 2

The number reported in the third column indicates since which file (see list in section 2) the corresponding auxiliary file has been used. The fourth column is the date of those product files.

Type	Auxiliary Filename	Used since product	Used since product date
INST_PHYS_CHARACTERISTICS	GOM_INS_AXVIEC20091111_143220_20030716_120000_20500101_000000	1	20-APR-2007 00:03:02
LEVEL-2_PROC_CONFIG	GOM_PR2_AXVIEC20091111_152718_20020301_000000_20500101_000000	1	20-APR-2007 00:03:02
CROSS_SECTIONS_FILE	GOM_CRS_AXVIEC20091111_154832_20020301_000000_20500101_000000	1	20-APR-2007 00:03:02

GOMOS Level 2 Daily Report

SUMMARY

[1. General Info](#)

[2. Summary of processed GOM_NL_2P products](#)

[3. Level 2 Quality information per product](#)

[3.1 Plot of level 2 quality information per product \(time dependant\)](#)

[3.2 Plot of level 2 quality information per product \(world map\)](#)

[4. Level 1 Quality information per product \(stored on level 2 products\)](#)

[4.1 Plot of level 1 quality information per product \(time dependant\)](#)

[4.1.1 Plot of level 1 quality information per product \(time dependant\): ASCENDING](#)

[4.1.2 Plot of level 1 quality information per product \(time dependant\): DESCENDING](#)

[4.2 Plot of level 1 quality information per product \(world map\)](#)

[4.2.1 Plot of level 1 quality information per product \(world map\): ASCENDING](#)

[4.2.2 Plot of level 1 quality information per product \(world map\): DESCENDING](#)

[5. Ozone profiles based on quality statistics and other trace gas profiles](#)

[5.1 Ozone statistics based on quality of products](#)

[5.2 Plot ozone profiles for all STD \(dark without errors\)](#)

[5.3 Plot ozone profiles where STD < 20% \(dark without errors\)](#)

[5.4. Plot ozone profiles where STD < 10% \(dark without errors\)](#)

[5.5. Plot ozone profiles where STD < 5% \(dark without errors\)](#)

[5.6 Plot NO2 profiles for all STD \(dark without errors\)](#)

[5.7 Plot NO3 profiles for all STD \(dark without errors\)](#)

[5.8 Plot H2O profiles \(only for occultations of stars 1,2,3,4,13,14,16,26,63 dark without errors\) for all STD](#)

[6. Auxiliary Data Files used for the production reported in section 2](#)

This report presents the daily analysis on parameters extracted from GOMOS level 2 data (GOM_NL__2P).
 It is intended to monitor some important parameters that will impact the quality of these products.
 A list of level 2 products (and content) that have arrived during the reporting day to the PCF is also given.

Item	Value
Time of report generation	22APR2013 18:40:21
Data source version	GOMOS/6.01
Start time of products	20-04-2007 (20APR2007 00:00:00)
Stop time of products	21-04-2007 (21APR2007 00:00:00)
Store outputs in DB	Yes
Nb of level 2 prods	324
Nb of prods with errors	0

2. Summary of processed GOM_NL__2P products.

Nr	Filename	UTC Start time	Limb	Duration	Star Id	Star Name	Star Mag	Star Temp	Nb Meas	Orbit	Prod. error
1	GOM_NL__2PRFIN20070420_000302_000000322057_00245_26852_1411.N1	20-APR-2007 00:03:02	Bright	32.000	49	1Alp UMi	1.9900	6300.0	64	26852	No
2	GOM_NL__2PRFIN20070420_001130_000000412057_00245_26852_1412.N1	20-APR-2007 00:11:30	Bright	40.500	74	11Bet Cas	2.2680	6600.0	81	26852	No
3	GOM_NL__2PRFIN20070420_002023_000000492057_00245_26852_1413.N1	20-APR-2007 00:20:23	Bright	49.000	164	44Eta Peg	2.9480	5400.0	98	26852	No
4	GOM_NL__2PRFIN20070420_002429_000000422057_00245_26852_1414.N1	20-APR-2007 00:24:29	Twilight	42.000	90	54Alp Peg	2.4870	11000.	84	26852	No
5	GOM_NL__2PRFIN20070420_003013_000000462057_00245_26852_1415.N1	20-APR-2007 00:30:13	Dark	46.000	162	34Alp Aqr	2.9440	5350.0	92	26852	No
6	GOM_NL__2PRFIN20070420_003523_000000462057_00245_26852_1416.N1	20-APR-2007 00:35:23	Dark	45.500	142	49Del Cap	2.8500	8900.0	91	26852	No
7	GOM_NL__2PRFIN20070420_004230_000000382057_00245_26852_1417.N1	20-APR-2007 00:42:30	Dark	38.000	31	Alp Gru	1.7340	15200.	76	26852	No
8	GOM_NL__2PRFIN20070420_004737_000000422057_00246_26853_1412.N1	20-APR-2007 00:47:37	Dark	41.500	45	Alp Pav	1.9400	26000.	83	26853	No
9	GOM_NL__2PRFIN20070420_005451_000000402057_00246_26853_1413.N1	20-APR-2007 00:54:51	Dark	39.500	43	Alp TrA	1.9100	4250.0	79	26853	No
10	GOM_NL__2PRFIN20070420_005659_000000392057_00246_26853_1414.N1	20-APR-2007 00:56:59	Straylight	38.500	134	Bet TrA	2.8100	6600.0	77	26853	No
11	GOM_NL__2PRFIN20070420_005918_000000452057_00246_26853_1415.N1	20-APR-2007 00:59:18	Straylight	44.500	4	Alp1Cen	-0.010000	5800.0	89	26853	No
12	GOM_NL__2PRFIN20070420_010233_000000442057_00246_26853_1416.N1	20-APR-2007 01:02:33	Straylight	43.500	78	Alp Lup	2.3040	28000.	87	26853	No
13	GOM_NL__2PRFIN20070420_010408_000000422057_00246_26853_1417.N1	20-APR-2007 01:04:08	Straylight	41.500	81	Eta Cen	2.3560	28000.	83	26853	No
14	GOM_NL__2PRFIN20070420_010625_000000462057_00246_26853_1418.N1	20-APR-2007 01:06:25	Straylight	46.000	54	5The Cen	2.0550	4500.0	92	26853	No
15	GOM_NL__2PRFIN20070420_011124_000000432057_00246_26853_1419.N1	20-APR-2007 01:11:24	Twilight	42.500	106	9Bet Crv	2.6480	5600.0	85	26853	No
16	GOM_NL__2PRFIN20070420_011431_000000422057_00246_26853_1420.N1	20-APR-2007 01:14:31	Bright	41.500	15	67Alp Vir	0.97600	28000.	83	26853	No
17	GOM_NL__2PRFIN20070420_011733_000000382057_00246_26853_1421.N1	20-APR-2007 01:17:33	Bright	37.500	121	29Gam Vir	2.7400	7200.0	75	26853	No
18	GOM_NL__2PRFIN20070420_012111_000000382057_00246_26853_1422.N1	20-APR-2007 01:21:11	Bright	37.500	138	47Eps Vir	2.8280	4700.0	75	26853	No
19	GOM_NL__2PRFIN20070420_012911_000000362057_00246_26853_1423.N1	20-APR-2007 01:29:11	Bright	36.000	152	12Alp2CVn	2.8900	11000.	72	26853	No
20	GOM_NL__2PRFIN20070420_013315_000000332057_00246_26853_1424.N1	20-APR-2007 01:33:15	Bright	33.000	87	64Gam UMa	2.4330	11000.	66	26853	No
21	GOM_NL__2PRFIN20070420_013542_000000372057_00246_26853_1425.N1	20-APR-2007 01:35:42	Bright	36.500	36	50Alp UMa	1.8000	6300.0	73	26853	No
22	GOM_NL__2PRFIN20070420_014033_000000382057_00246_26853_1426.N1	20-APR-2007 01:40:33	Bright	38.000	60	7Bet UMi	2.0810	3950.0	76	26853	No
23	GOM_NL__2PRFIN20070420_014338_000000332057_00246_26853_1427.N1	20-APR-2007 01:43:38	Bright	33.000	49	1Alp UMi	1.9900	6300.0	66	26853	No
24	GOM_NL__2PRFIN20070420_015206_000000522057_00246_26853_1428.N1	20-APR-2007 01:52:06	Bright	52.000	74	11Bet Cas	2.2680	6600.0	104	26853	No
25	GOM_NL__2PRFIN20070420_020059_000000372057_00246_26853_1429.N1	20-APR-2007 02:00:59	Bright	37.000	164	44Eta Peg	2.9480	5400.0	74	26853	No
26	GOM_NL__2PRFIN20070420_020505_000000422057_00246_26853_1430.N1	20-APR-2007 02:05:05	Twilight	42.000	90	54Alp Peg	2.4870	11000.	84	26853	No
27	GOM_NL__2PRFIN20070420_021050_000000482057_00246_26853_1431.N1	20-APR-2007 02:10:50	Dark	48.000	162	34Alp Aqr	2.9440	5350.0	96	26853	No
28	GOM_NL__2PRFIN20070420_021559_000000442057_00246_26853_1432.N1	20-APR-2007 02:15:59	Dark	44.000	142	49Del Cap	2.8500	8900.0	88	26853	No
29	GOM_NL__2PRFIN20070420_022110_000000392057_00246_26853_1433.N1	20-APR-2007 02:21:10	Dark	38.500	172	Gam Gru	3.0030	13100.	77	26853	No
30	GOM_NL__2PRFIN20070420_022306_000000412057_00246_26853_1434.N1	20-APR-2007 02:23:06	Dark	41.000	31	Alp Gru	1.7340	15200.	82	26853	No
31	GOM_NL__2PRFIN20070420_022814_000000412057_00247_26854_1428.N1	20-APR-2007 02:28:14	Dark	40.500	45	Alp Pav	1.9400	26000.	81	26854	No
32	GOM_NL__2PRFIN20070420_023527_000000392057_00247_26854_1429.N1	20-APR-2007 02:35:27	Dark	39.000	43	Alp TrA	1.9100	4250.0	78	26854	No
33	GOM_NL__2PRFIN20070420_023735_000000382057_00247_26854_1430.N1	20-APR-2007 02:37:35	Straylight	38.000	134	Bet TrA	2.8100	6600.0	76	26854	No
34	GOM_NL__2PRFIN20070420_023954_000000522057_00247_26854_1431.N1	20-APR-2007 02:39:54	Straylight	52.000	4	Alp1Cen	-0.010000	5800.0	104	26854	No
35	GOM_NL__2PRFIN20070420_024309_000000422057_00247_26854_1432.N1	20-APR-2007 02:43:09	Straylight	41.500	78	Alp Lup	2.3040	28000.	83	26854	No
36	GOM_NL__2PRFIN20070420_024444_000000432057_00247_26854_1433.N1	20-APR-2007 02:44:44	Straylight	42.500	81	Eta Cen	2.3560	28000.	85	26854	No
37	GOM_NL__2PRFIN20070420_024701_000000462057_00247_26854_1434.N1	20-APR-2007 02:47:01	Straylight	46.000	54	5The Cen	2.0550	4500.0	92	26854	No
38	GOM_NL__2PRFIN20070420_025200_000000412057_00247_26854_1435.N1	20-APR-2007 02:52:00	Twilight	41.000	106	9Bet Crv	2.6480	5600.0	82	26854	No
39	GOM_NL__2PRFIN20070420_025507_000000422057_00247_26854_1436.N1	20-APR-2007 02:55:07	Bright	42.000	15	67Alp Vir	0.97600	28000.	84	26854	No
40	GOM_NL__2PRFIN20070420_025810_000000362057_00247_26854_1437.N1	20-APR-2007 02:58:10	Bright	35.500	121	29Gam Vir	2.7400	7200.0	71	26854	No
41	GOM_NL__2PRFIN20070420_030147_000000382057_00247_26854_1438.N1	20-APR-2007 03:01:47	Bright	37.500	138	47Eps Vir	2.8280	4700.0	75	26854	No
42	GOM_NL__2PRFIN20070420_030947_000000362057_00247_26854_1439.N1	20-APR-2007 03:09:47	Bright	35.500	152	12Alp2CVn	2.8900	11000.	71	26854	No

161	GOM_NL__2PRFIN20070420_115543_000000472057_00252_26859_1528.N1	20-APR-2007 11:55:43	Bright	47.000	74	11Bet Cas	2.2680	6600.0	94	26859	No
162	GOM_NL__2PRFIN20070420_120435_000000402057_00252_26859_1529.N1	20-APR-2007 12:04:35	Bright	40.000	164	44Eta Peg	2.9480	5400.0	80	26859	No
163	GOM_NL__2PRFIN20070420_120842_000000392057_00252_26859_1530.N1	20-APR-2007 12:08:42	Tw_i_and_stray	38.500	90	54Alp Peg	2.4870	11000.	77	26859	No
164	GOM_NL__2PRFIN20070420_121429_000000482057_00252_26859_1531.N1	20-APR-2007 12:14:29	Dark	47.500	162	34Alp Aqr	2.9440	5350.0	95	26859	No
165	GOM_NL__2PRFIN20070420_121939_000000442057_00252_26859_1532.N1	20-APR-2007 12:19:39	Dark	44.000	142	49Del Cap	2.8500	8900.0	88	26859	No
166	GOM_NL__2PRFIN20070420_122449_000000412057_00252_26859_1533.N1	20-APR-2007 12:24:49	Dark	40.500	172	Gam Gru	3.0030	13100.	81	26859	No
167	GOM_NL__2PRFIN20070420_122645_000000462057_00252_26859_1534.N1	20-APR-2007 12:26:45	Dark	46.000	31	Alp Gru	1.7340	15200.	92	26859	No
168	GOM_NL__2PRFIN20070420_123153_000000402057_00253_26860_1537.N1	20-APR-2007 12:31:53	Dark	39.500	45	Alp Pav	1.9400	26000.	79	26860	No
169	GOM_NL__2PRFIN20070420_123905_000000392057_00253_26860_1538.N1	20-APR-2007 12:39:05	Dark	38.500	43	Alp TrA	1.9100	4250.0	77	26860	No
170	GOM_NL__2PRFIN20070420_124114_000000382057_00253_26860_1539.N1	20-APR-2007 12:41:14	Straylight	38.000	134	Bet TrA	2.8100	6600.0	76	26860	No
171	GOM_NL__2PRFIN20070420_124332_000000422057_00253_26860_1540.N1	20-APR-2007 12:43:32	Straylight	41.500	4	Alp1Cen	-0.010000	5800.0	83	26860	No
172	GOM_NL__2PRFIN20070420_124647_000000412057_00253_26860_1541.N1	20-APR-2007 12:46:47	Straylight	40.500	78	Alp Lup	2.3040	28000.	81	26860	No
173	GOM_NL__2PRFIN20070420_124822_000000432057_00253_26860_1542.N1	20-APR-2007 12:48:22	Straylight	43.000	81	Eta Cen	2.3560	28000.	86	26860	No
174	GOM_NL__2PRFIN20070420_125039_000000462057_00253_26860_1543.N1	20-APR-2007 12:50:39	Straylight	46.000	54	5The Cen	2.0550	4500.0	92	26860	No
175	GOM_NL__2PRFIN20070420_125537_000000422057_00253_26860_1544.N1	20-APR-2007 12:55:37	Tw_i_and_stray	41.500	106	9Bet Crv	2.6480	5600.0	83	26860	No
176	GOM_NL__2PRFIN20070420_125844_000000422057_00253_26860_1545.N1	20-APR-2007 12:58:44	Bright	41.500	15	67Alp Vir	0.97600	28000.	83	26860	No
177	GOM_NL__2PRFIN20070420_130146_000000372057_00253_26860_1546.N1	20-APR-2007 13:01:46	Bright	36.500	121	29Gam Vir	2.7400	7200.0	73	26860	No
178	GOM_NL__2PRFIN20070420_130523_000000372057_00253_26860_1547.N1	20-APR-2007 13:05:23	Bright	37.000	138	47Eps Vir	2.8280	4700.0	74	26860	No
179	GOM_NL__2PRFIN20070420_131322_000000372057_00253_26860_1548.N1	20-APR-2007 13:13:22	Bright	36.500	152	12Alp2CVn	2.8900	11000.	73	26860	No
180	GOM_NL__2PRFIN20070420_131726_000000362057_00253_26860_1549.N1	20-APR-2007 13:17:26	Bright	36.000	87	64Gam UMa	2.4330	11000.	72	26860	No
181	GOM_NL__2PRFIN20070420_131954_000000342057_00253_26860_1550.N1	20-APR-2007 13:19:54	Bright	33.500	36	50Alp UMa	1.8000	6300.0	67	26860	No
182	GOM_NL__2PRFIN20070420_132750_000000332057_00253_26860_1551.N1	20-APR-2007 13:27:50	Bright	33.000	49	1Alp UMi	1.9900	6300.0	66	26860	No
183	GOM_NL__2PRFIN20070420_133619_000000332057_00253_26860_1552.N1	20-APR-2007 13:36:19	Bright	32.500	74	11Bet Cas	2.2680	6600.0	65	26860	No
184	GOM_NL__2PRFIN20070420_134511_000000372057_00253_26860_1553.N1	20-APR-2007 13:45:11	Bright	36.500	164	44Eta Peg	2.9480	5400.0	73	26860	No
185	GOM_NL__2PRFIN20070420_134918_000000412057_00253_26860_1554.N1	20-APR-2007 13:49:18	Tw_i_and_stray	40.500	90	54Alp Peg	2.4870	11000.	81	26860	No
186	GOM_NL__2PRFIN20070420_135505_000000412057_00253_26860_1555.N1	20-APR-2007 13:55:05	Dark	41.000	162	34Alp Aqr	2.9440	5350.0	82	26860	No
187	GOM_NL__2PRFIN20070420_140016_000000432057_00253_26860_1556.N1	20-APR-2007 14:00:16	Dark	43.000	142	49Del Cap	2.8500	8900.0	86	26860	No
188	GOM_NL__2PRFIN20070420_140525_000000392057_00253_26860_1557.N1	20-APR-2007 14:05:25	Dark	38.500	172	Gam Gru	3.0030	13100.	77	26860	No
189	GOM_NL__2PRFIN20070420_140721_000000412057_00253_26860_1558.N1	20-APR-2007 14:07:21	Dark	40.500	31	Alp Gru	1.7340	15200.	81	26860	No
190	GOM_NL__2PRFIN20070420_141229_000000402057_00254_26861_1570.N1	20-APR-2007 14:12:29	Dark	40.000	45	Alp Pav	1.9400	26000.	80	26861	No
191	GOM_NL__2PRFIN20070420_141942_000000392057_00254_26861_1571.N1	20-APR-2007 14:19:42	Dark	38.500	43	Alp TrA	1.9100	4250.0	77	26861	No
192	GOM_NL__2PRFIN20070420_142150_000000382057_00254_26861_1572.N1	20-APR-2007 14:21:50	Straylight	38.000	134	Bet TrA	2.8100	6600.0	76	26861	No
193	GOM_NL__2PRFIN20070420_142408_000000472057_00254_26861_1573.N1	20-APR-2007 14:24:08	Straylight	47.000	4	Alp1Cen	-0.010000	5800.0	94	26861	No
194	GOM_NL__2PRFIN20070420_142724_000000402057_00254_26861_1574.N1	20-APR-2007 14:27:24	Straylight	40.000	78	Alp Lup	2.3040	28000.	80	26861	No
195	GOM_NL__2PRFIN20070420_142859_000000442057_00254_26861_1575.N1	20-APR-2007 14:28:59	Straylight	43.500	81	Eta Cen	2.3560	28000.	87	26861	No
196	GOM_NL__2PRFIN20070420_143115_000000472057_00254_26861_1576.N1	20-APR-2007 14:31:15	Straylight	47.000	54	5The Cen	2.0550	4500.0	94	26861	No
197	GOM_NL__2PRFIN20070420_143613_000000422057_00254_26861_1577.N1	20-APR-2007 14:36:13	Tw_i_and_stray	41.500	106	9Bet Crv	2.6480	5600.0	83	26861	No
198	GOM_NL__2PRFIN20070420_143920_000000412057_00254_26861_1578.N1	20-APR-2007 14:39:20	Bright	40.500	15	67Alp Vir	0.97600	28000.	81	26861	No
199	GOM_NL__2PRFIN20070420_144222_000000372057_00254_26861_1579.N1	20-APR-2007 14:42:22	Bright	36.500	121	29Gam Vir	2.7400	7200.0	73	26861	No
200	GOM_NL__2PRFIN20070420_144559_000000382057_00254_26861_1580.N1	20-APR-2007 14:45:59	Bright	37.500	138	47Eps Vir	2.8280	4700.0	75	26861	No
201	GOM_NL__2PRFIN20070420_145358_000000382057_00254_26861_1581.N1	20-APR-2007 14:53:58	Bright	37.500	152	12Alp2CVn	2.8900	11000.	75	26861	No
202	GOM_NL__2PRFIN20070420_145802_000000362057_00254_26861_1582.N1	20-APR-2007 14:58:02	Bright	35.500	87	64Gam UMa	2.4330	11000.	71	26861	No
203	GOM_NL__2PRFIN20070420_150030_000000352057_00254_26861_1583.N1	20-APR-2007 15:00:30	Bright	34.500	36	50Alp UMa	1.8000	6300.0	69	26861	No
204	GOM_NL__2PRFIN20070420_150518_000000352057_00254_26861_1584.N1	20-APR-2007 15:05:18	Bright	35.000	60	7Bet UMi	2.0810	3950.0	70	26861	No
205	GOM_NL__2PRFIN20070420_150826_000000342057_00254_26861_1585.N1	20-APR-2007 15:08:26	Bright	33.500	49	1Alp UMi	1.9900	6300.0	67	26861	No
206	GOM_NL__2PRFIN20070420_151655_000000342057_00254_26861_1586.N1	20-APR-2007 15:16:55	Bright	34.000	74	11Bet Cas	2.2680	6600.0	68	26861	No
207	GOM_NL__2PRFIN20070420_152547_000000382057_00254_26861_1587.N1	20-APR-2007 15:25:47	Bright	37.500	164	44Eta Peg	2.9480	5400.0	75	26861	No
208	GOM_NL__2PRFIN20070420_152955_000000412057_00254_26861_1588.N1	20-APR-2007 15:29:55	Tw_i_and_stray	41.000	90	54Alp Peg	2.4870	11000.	82	26861	No
209	GOM_NL__2PRFIN20070420_153542_000000472057_00254_26861_1589.N1	20-APR-2007 15:35:42	Dark	47.000	162	34Alp Aqr	2.9440	5350.0	94	26861	No
210	GOM_NL__2PRFIN20070420_154053_000000462057_00254_26861_1590.N1	20-APR-2007 15:40:53	Dark	46.000	142	49Del Cap	2.8500	8900.0	92	26861	No
211	GOM_NL__2PRFIN20070420_154602_000000402057_00254_26861_1591.N1	20-APR-2007 15:46:02	Dark	40.000	172	Gam Gru	3.0030	13100.	80	26861	No
212	GOM_NL__2PRFIN20070420_154757_000000402057_00254_26861_1592.N1	20-APR-2007 15:47:57	Dark	40.000	31	Alp Gru	1.7340	15200.	80	26861	No
213	GOM_NL__2PRFIN20070420_155306_000000402057_00255_26862_1580.N1	20-APR-2007 15:53:06	Dark	40.000	45	Alp Pav	1.9400	26000.	80	26862	No
214	GOM_NL__2PRFIN20070420_160018_000000462057_00255_26862_1581.N1	20-APR-2007 16:00:18	Dark	46.000	43	Alp TrA	1.9100	4250.0	92	26862	No
215	GOM_NL__2PRFIN20070420_160226_000000382057_00255_26862_1582.N1	20-APR-2007 16:02:26	Straylight	38.000	134	Bet TrA	2.8100	6600.0	76	26862	No
216	GOM_NL__2PRFIN20070420_160445_000000442057_00255_26862_1583.N1	20-APR-2007 16:04:45	Straylight	43.500	4	Alp1Cen	-0.010000	5800.0	87	26862	No
217	GOM_NL__2PRFIN20070420_160800_000000432057_00255_26862_1584.N1	20-APR-2007 16:08:00	Straylight	42.500	78	Alp Lup	2.3040	28000.	85	26862	No
218	GOM_NL__2PRFIN20070420_160935_000000442057_00255_26862_1585.N1	20-APR-2007 16:09:35	Straylight	43.500	81	Eta Cen	2.3560	28000.	87	26862	No
219	GOM_NL__2PRFIN20070420_161152_000000442057_00255_26862_1586.N1	20-APR-2007 16:11:52	Straylight	44.000	54	5The Cen	2.0550	4500.0	88	26862	No

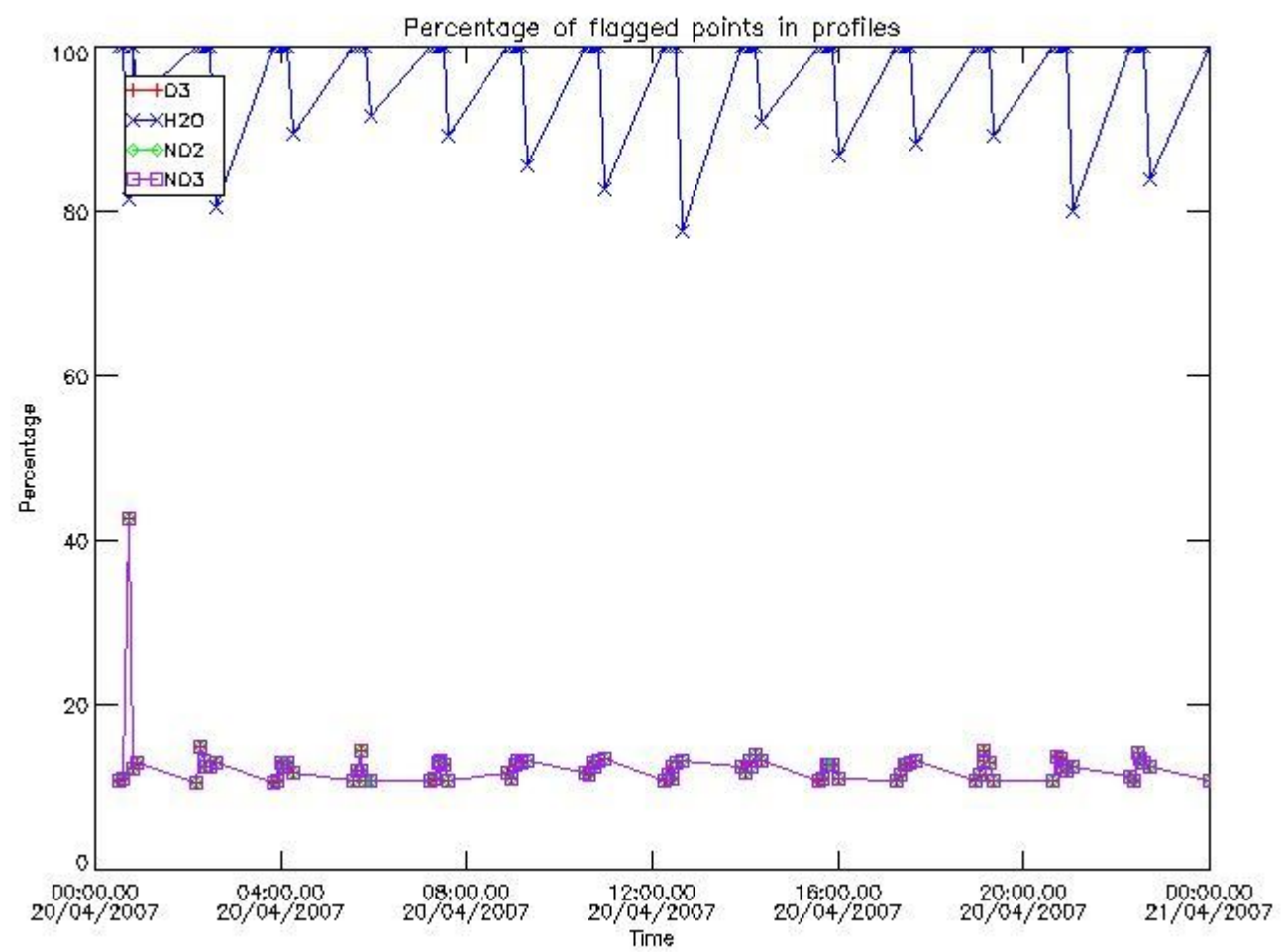
220	GOM_NL__2PRFIN20070420_161649_000000422057_00255_26862_1587.N1	20-APR-2007 16:16:49	Twilight	41.500	106	9Bet Crv	2.6480	5600.0	83	26862	No
221	GOM_NL__2PRFIN20070420_161956_000000422057_00255_26862_1588.N1	20-APR-2007 16:19:56	Bright	42.000	15	67Alp Vir	0.97600	28000.	84	26862	No
222	GOM_NL__2PRFIN20070420_162258_000000382057_00255_26862_1589.N1	20-APR-2007 16:22:58	Bright	37.500	121	29Gam Vir	2.7400	7200.0	75	26862	No
223	GOM_NL__2PRFIN20070420_162634_000000452057_00255_26862_1590.N1	20-APR-2007 16:26:34	Bright	44.500	138	47Eps Vir	2.8280	4700.0	89	26862	No
224	GOM_NL__2PRFIN20070420_163433_000000372057_00255_26862_1591.N1	20-APR-2007 16:34:33	Bright	37.000	152	12Alp2CVn	2.8900	11000.	74	26862	No
225	GOM_NL__2PRFIN20070420_163838_000000352057_00255_26862_1592.N1	20-APR-2007 16:38:38	Bright	35.000	87	64Gam UMa	2.4330	11000.	70	26862	No
226	GOM_NL__2PRFIN20070420_164106_000000352057_00255_26862_1593.N1	20-APR-2007 16:41:06	Bright	34.500	36	50Alp UMa	1.8000	6300.0	69	26862	No
227	GOM_NL__2PRFIN20070420_164554_000000392057_00255_26862_1594.N1	20-APR-2007 16:45:54	Bright	38.500	60	7Bet UMi	2.0810	3950.0	77	26862	No
228	GOM_NL__2PRFIN20070420_164902_000000372057_00255_26862_1595.N1	20-APR-2007 16:49:02	Bright	36.500	49	1Alp UMi	1.9900	6300.0	73	26862	No
229	GOM_NL__2PRFIN20070420_165731_000000332057_00255_26862_1596.N1	20-APR-2007 16:57:31	Bright	33.000	74	11Bet Cas	2.2680	6600.0	66	26862	No
230	GOM_NL__2PRFIN20070420_170624_000000392057_00255_26862_1597.N1	20-APR-2007 17:06:24	Bright	39.000	164	44Eta Peg	2.9480	5400.0	78	26862	No
231	GOM_NL__2PRFIN20070420_171031_000000422057_00255_26862_1598.N1	20-APR-2007 17:10:31	Twilight	41.500	90	54Alp Peg	2.4870	11000.	83	26862	No
232	GOM_NL__2PRFIN20070420_171618_000000482057_00255_26862_1599.N1	20-APR-2007 17:16:18	Dark	47.500	162	34Alp Aqr	2.9440	5350.0	95	26862	No
233	GOM_NL__2PRFIN20070420_172129_000000452057_00255_26862_1600.N1	20-APR-2007 17:21:29	Dark	44.500	142	49Del Cap	2.8500	8900.0	89	26862	No
234	GOM_NL__2PRFIN20070420_172638_000000402057_00255_26862_1601.N1	20-APR-2007 17:26:38	Dark	40.000	172	Gam Gru	3.0030	13100.	80	26862	No
235	GOM_NL__2PRFIN20070420_172834_000000402057_00255_26862_1602.N1	20-APR-2007 17:28:34	Dark	40.000	31	Alp Gru	1.7340	15200.	80	26862	No
236	GOM_NL__2PRFIN20070420_173343_000000392057_00256_26863_1596.N1	20-APR-2007 17:33:43	Dark	39.000	45	Alp Pav	1.9400	26000.	78	26863	No
237	GOM_NL__2PRFIN20070420_174054_000000392057_00256_26863_1597.N1	20-APR-2007 17:40:54	Dark	38.500	43	Alp TrA	1.9100	4250.0	77	26863	No
238	GOM_NL__2PRFIN20070420_174303_000000382057_00256_26863_1598.N1	20-APR-2007 17:43:03	Straylight	38.000	134	Bet TrA	2.8100	6600.0	76	26863	No
239	GOM_NL__2PRFIN20070420_174521_000000522057_00256_26863_1599.N1	20-APR-2007 17:45:21	Straylight	52.000	4	Alp1Cen	-0.010000	5800.0	104	26863	No
240	GOM_NL__2PRFIN20070420_174837_000000402057_00256_26863_1600.N1	20-APR-2007 17:48:37	Straylight	39.500	78	Alp Lup	2.3040	28000.	79	26863	No
241	GOM_NL__2PRFIN20070420_175011_000000432057_00256_26863_1601.N1	20-APR-2007 17:50:11	Straylight	43.000	81	Eta Cen	2.3560	28000.	86	26863	No
242	GOM_NL__2PRFIN20070420_175228_000000452057_00256_26863_1602.N1	20-APR-2007 17:52:28	Straylight	44.500	54	5The Cen	2.0550	4500.0	89	26863	No
243	GOM_NL__2PRFIN20070420_175725_000000422057_00256_26863_1603.N1	20-APR-2007 17:57:25	Twilight	41.500	106	9Bet Crv	2.6480	5600.0	83	26863	No
244	GOM_NL__2PRFIN20070420_180032_000000422057_00256_26863_1604.N1	20-APR-2007 18:00:32	Bright	41.500	15	67Alp Vir	0.97600	28000.	83	26863	No
245	GOM_NL__2PRFIN20070420_180334_000000372057_00256_26863_1605.N1	20-APR-2007 18:03:34	Bright	36.500	121	29Gam Vir	2.7400	7200.0	73	26863	No
246	GOM_NL__2PRFIN20070420_180710_000000372057_00256_26863_1606.N1	20-APR-2007 18:07:10	Bright	37.000	138	47Eps Vir	2.8280	4700.0	74	26863	No
247	GOM_NL__2PRFIN20070420_181509_000000372057_00256_26863_1607.N1	20-APR-2007 18:15:09	Bright	36.500	152	12Alp2CVn	2.8900	11000.	73	26863	No
248	GOM_NL__2PRFIN20070420_181914_000000362057_00256_26863_1608.N1	20-APR-2007 18:19:14	Bright	35.500	87	64Gam UMa	2.4330	11000.	71	26863	No
249	GOM_NL__2PRFIN20070420_182143_000000382057_00256_26863_1609.N1	20-APR-2007 18:21:43	Bright	37.500	36	50Alp UMa	1.8000	6300.0	75	26863	No
250	GOM_NL__2PRFIN20070420_182630_000000392057_00256_26863_1610.N1	20-APR-2007 18:26:30	Bright	38.500	60	7Bet UMi	2.0810	3950.0	77	26863	No
251	GOM_NL__2PRFIN20070420_182938_000000362057_00256_26863_1611.N1	20-APR-2007 18:29:38	Bright	35.500	49	1Alp UMi	1.9900	6300.0	71	26863	No
252	GOM_NL__2PRFIN20070420_183807_000000332057_00256_26863_1612.N1	20-APR-2007 18:38:07	Bright	33.000	74	11Bet Cas	2.2680	6600.0	66	26863	No
253	GOM_NL__2PRFIN20070420_184700_000000362057_00256_26863_1613.N1	20-APR-2007 18:47:00	Bright	36.000	164	44Eta Peg	2.9480	5400.0	72	26863	No
254	GOM_NL__2PRFIN20070420_185107_000000392057_00256_26863_1614.N1	20-APR-2007 18:51:07	Twilight	39.000	90	54Alp Peg	2.4870	11000.	78	26863	No
255	GOM_NL__2PRFIN20070420_185655_000000482057_00256_26863_1615.N1	20-APR-2007 18:56:55	Dark	47.500	162	34Alp Aqr	2.9440	5350.0	95	26863	No
256	GOM_NL__2PRFIN20070420_190206_000000442057_00256_26863_1616.N1	20-APR-2007 19:02:06	Dark	44.000	142	49Del Cap	2.8500	8900.0	88	26863	No
257	GOM_NL__2PRFIN20070420_190715_000000392057_00256_26863_1617.N1	20-APR-2007 19:07:15	Dark	38.500	172	Gam Gru	3.0030	13100.	77	26863	No
258	GOM_NL__2PRFIN20070420_190910_000000392057_00256_26863_1618.N1	20-APR-2007 19:09:10	Dark	39.000	31	Alp Gru	1.7340	15200.	78	26863	No
259	GOM_NL__2PRFIN20070420_191419_000000392057_00257_26864_1613.N1	20-APR-2007 19:14:19	Dark	39.000	45	Alp Pav	1.9400	26000.	78	26864	No
260	GOM_NL__2PRFIN20070420_192131_000000472057_00257_26864_1614.N1	20-APR-2007 19:21:31	Dark	46.500	43	Alp TrA	1.9100	4250.0	93	26864	No
261	GOM_NL__2PRFIN20070420_192339_000000382057_00257_26864_1615.N1	20-APR-2007 19:23:39	Straylight	37.500	134	Bet TrA	2.8100	6600.0	75	26864	No
262	GOM_NL__2PRFIN20070420_192557_000000502057_00257_26864_1616.N1	20-APR-2007 19:25:57	Straylight	49.500	4	Alp1Cen	-0.010000	5800.0	99	26864	No
263	GOM_NL__2PRFIN20070420_192913_000000402057_00257_26864_1617.N1	20-APR-2007 19:29:13	Straylight	39.500	78	Alp Lup	2.3040	28000.	79	26864	No
264	GOM_NL__2PRFIN20070420_193048_000000422057_00257_26864_1618.N1	20-APR-2007 19:30:48	Straylight	42.000	81	Eta Cen	2.3560	28000.	84	26864	No
265	GOM_NL__2PRFIN20070420_193304_000000472057_00257_26864_1619.N1	20-APR-2007 19:33:04	Straylight	47.000	54	5The Cen	2.0550	4500.0	94	26864	No
266	GOM_NL__2PRFIN20070420_193801_000000402057_00257_26864_1620.N1	20-APR-2007 19:38:01	Twilight	40.000	106	9Bet Crv	2.6480	5600.0	80	26864	No
267	GOM_NL__2PRFIN20070420_194108_000000412057_00257_26864_1621.N1	20-APR-2007 19:41:08	Bright	41.000	15	67Alp Vir	0.97600	28000.	82	26864	No
268	GOM_NL__2PRFIN20070420_194410_000000362057_00257_26864_1622.N1	20-APR-2007 19:44:10	Bright	36.000	121	29Gam Vir	2.7400	7200.0	72	26864	No
269	GOM_NL__2PRFIN20070420_194746_000000382057_00257_26864_1623.N1	20-APR-2007 19:47:46	Bright	37.500	138	47Eps Vir	2.8280	4700.0	75	26864	No
270	GOM_NL__2PRFIN20070420_195545_000000382057_00257_26864_1624.N1	20-APR-2007 19:55:45	Bright	37.500	152	12Alp2CVn	2.8900	11000.	75	26864	No
271	GOM_NL__2PRFIN20070420_195950_000000352057_00257_26864_1625.N1	20-APR-2007 19:59:50	Bright	35.000	87	64Gam UMa	2.4330	11000.	70	26864	No
272	GOM_NL__2PRFIN20070420_200219_000000372057_00257_26864_1626.N1	20-APR-2007 20:02:19	Bright	36.500	36	50Alp UMa	1.8000	6300.0	73	26864	No
273	GOM_NL__2PRFIN20070420_200706_000000392057_00257_26864_1627.N1	20-APR-2007 20:07:06	Bright	39.000	60	7Bet UMi	2.0810	3950.0	78	26864	No
274	GOM_NL__2PRFIN20070420_201014_000000352057_00257_26864_1628.N1	20-APR-2007 20:10:14	Bright	34.500	49	1Alp UMi	1.9900	6300.0	69	26864	No
275	GOM_NL__2PRFIN20070420_201843_000000342057_00257_26864_1629.N1	20-APR-2007 20:18:43	Bright	33.500	74	11Bet Cas	2.2680	6600.0	67	26864	No
276	GOM_NL__2PRFIN20070420_202736_000000552057_00257_26864_1630.N1	20-APR-2007 20:27:36	Bright	55.000	164	44Eta Peg	2.9480	5400.0	110	26864	No
277	GOM_NL__2PRFIN20070420_203143_000000412057_00257_26864_1631.N1	20-APR-2007 20:31:43	Twilight	40.500	90	54Alp Peg	2.4870	11000.	81	26864	No
278	GOM_NL__2PRFIN20070420_203731_000000472057_00257_26864_1632.N1	20-APR-2007 20:37:31	Dark	46.500	162	34Alp Aqr	2.9440	5350.0	93	26864	No

279	GOM_NL__2PRFIN20070420_204242_000000452057_00257_26864_1633.N1	20-APR-2007 20:42:42	Dark	44.500	142	49Del Cap	2.8500	8900.0	89	26864	No
280	GOM_NL__2PRFIN20070420_204751_000000382057_00257_26864_1634.N1	20-APR-2007 20:47:51	Dark	38.000	172	Gam Gru	3.0030	13100.	76	26864	No
281	GOM_NL__2PRFIN20070420_204946_000000412057_00257_26864_1635.N1	20-APR-2007 20:49:46	Dark	40.500	31	Alp Gru	1.7340	15200.	81	26864	No
282	GOM_NL__2PRFIN20070420_205456_000000422057_00258_26865_1624.N1	20-APR-2007 20:54:56	Dark	42.000	45	Alp Pav	1.9400	26000.	84	26865	No
283	GOM_NL__2PRFIN20070420_210207_000000412057_00258_26865_1625.N1	20-APR-2007 21:02:07	Dark	40.500	43	Alp TrA	1.9100	4250.0	81	26865	No
284	GOM_NL__2PRFIN20070420_210415_000000392057_00258_26865_1626.N1	20-APR-2007 21:04:15	Straylight	39.000	134	Bet TrA	2.8100	6600.0	78	26865	No
285	GOM_NL__2PRFIN20070420_210633_000000492057_00258_26865_1627.N1	20-APR-2007 21:06:33	Straylight	48.500	4	Alp1Cen	-0.010000	5800.0	97	26865	No
286	GOM_NL__2PRFIN20070420_210949_000000402057_00258_26865_1628.N1	20-APR-2007 21:09:49	Straylight	40.000	78	Alp Lup	2.3040	28000.	80	26865	No
287	GOM_NL__2PRFIN20070420_211124_000000432057_00258_26865_1629.N1	20-APR-2007 21:11:24	Straylight	42.500	81	Eta Cen	2.3560	28000.	85	26865	No
288	GOM_NL__2PRFIN20070420_211340_000000472057_00258_26865_1630.N1	20-APR-2007 21:13:40	Straylight	46.500	54	5The Cen	2.0550	4500.0	93	26865	No
289	GOM_NL__2PRFIN20070420_211837_000000412057_00258_26865_1631.N1	20-APR-2007 21:18:37	Tw_i_and_stray	40.500	106	9Bet Crv	2.6480	5600.0	81	26865	No
290	GOM_NL__2PRFIN20070420_212144_000000422057_00258_26865_1632.N1	20-APR-2007 21:21:44	Bright	41.500	15	67Alp Vir	0.97600	28000.	83	26865	No
291	GOM_NL__2PRFIN20070420_212446_000000372057_00258_26865_1633.N1	20-APR-2007 21:24:46	Bright	36.500	121	29Gam Vir	2.7400	7200.0	73	26865	No
292	GOM_NL__2PRFIN20070420_212822_000000372057_00258_26865_1634.N1	20-APR-2007 21:28:22	Bright	37.000	138	47Eps Vir	2.8280	4700.0	74	26865	No
293	GOM_NL__2PRFIN20070420_213621_000000362057_00258_26865_1635.N1	20-APR-2007 21:36:21	Bright	35.500	152	12Alp2CVn	2.8900	11000.	71	26865	No
294	GOM_NL__2PRFIN20070420_214026_000000332057_00258_26865_1636.N1	20-APR-2007 21:40:26	Bright	33.000	87	64Gam UMa	2.4330	11000.	66	26865	No
295	GOM_NL__2PRFIN20070420_214255_000000372057_00258_26865_1637.N1	20-APR-2007 21:42:55	Bright	37.000	36	50Alp UMa	1.8000	6300.0	74	26865	No
296	GOM_NL__2PRFIN20070420_214741_000000392057_00258_26865_1638.N1	20-APR-2007 21:47:41	Bright	38.500	60	7Bet UMi	2.0810	3950.0	77	26865	No
297	GOM_NL__2PRFIN20070420_215050_000000342057_00258_26865_1639.N1	20-APR-2007 21:50:50	Bright	34.000	49	1Alp UMi	1.9900	6300.0	68	26865	No
298	GOM_NL__2PRFIN20070420_215919_000000342057_00258_26865_1640.N1	20-APR-2007 21:59:19	Bright	34.000	74	11Bet Cas	2.2680	6600.0	68	26865	No
299	GOM_NL__2PRFIN20070420_220812_000000382057_00258_26865_1641.N1	20-APR-2007 22:08:12	Bright	37.500	164	44Eta Peg	2.9480	5400.0	75	26865	No
300	GOM_NL__2PRFIN20070420_221219_000000402057_00258_26865_1642.N1	20-APR-2007 22:12:19	Tw_i_and_stray	39.500	90	54Alp Peg	2.4870	11000.	79	26865	No
301	GOM_NL__2PRFIN20070420_221807_000000492057_00258_26865_1643.N1	20-APR-2007 22:18:07	Dark	48.500	162	34Alp Aqr	2.9440	5350.0	97	26865	No
302	GOM_NL__2PRFIN20070420_222319_000000472057_00258_26865_1644.N1	20-APR-2007 22:23:19	Dark	46.500	142	49Del Cap	2.8500	8900.0	93	26865	No
303	GOM_NL__2PRFIN20070420_222828_000000402057_00258_26865_1645.N1	20-APR-2007 22:28:28	Dark	39.500	172	Gam Gru	3.0030	13100.	79	26865	No
304	GOM_NL__2PRFIN20070420_223023_000000422057_00258_26865_1646.N1	20-APR-2007 22:30:23	Dark	41.500	31	Alp Gru	1.7340	15200.	83	26865	No
305	GOM_NL__2PRFIN20070420_223532_000000392057_00259_26866_1651.N1	20-APR-2007 22:35:32	Dark	39.000	45	Alp Pav	1.9400	26000.	78	26866	No
306	GOM_NL__2PRFIN20070420_224243_000000412057_00259_26866_1652.N1	20-APR-2007 22:42:43	Dark	41.000	43	Alp TrA	1.9100	4250.0	82	26866	No
307	GOM_NL__2PRFIN20070420_224452_000000392057_00259_26866_1653.N1	20-APR-2007 22:44:52	Straylight	38.500	134	Bet TrA	2.8100	6600.0	77	26866	No
308	GOM_NL__2PRFIN20070420_224710_000000482057_00259_26866_1654.N1	20-APR-2007 22:47:10	Straylight	48.000	4	Alp1Cen	-0.010000	5800.0	96	26866	No
309	GOM_NL__2PRFIN20070420_225026_000000412057_00259_26866_1655.N1	20-APR-2007 22:50:26	Straylight	41.000	78	Alp Lup	2.3040	28000.	82	26866	No
310	GOM_NL__2PRFIN20070420_225200_000000442057_00259_26866_1656.N1	20-APR-2007 22:52:00	Straylight	43.500	81	Eta Cen	2.3560	28000.	87	26866	No
311	GOM_NL__2PRFIN20070420_225417_000000442057_00259_26866_1657.N1	20-APR-2007 22:54:17	Straylight	44.000	54	5The Cen	2.0550	4500.0	88	26866	No
312	GOM_NL__2PRFIN20070420_225913_000000422057_00259_26866_1658.N1	20-APR-2007 22:59:13	Tw_i_and_stray	41.500	106	9Bet Crv	2.6480	5600.0	83	26866	No
313	GOM_NL__2PRFIN20070420_230220_000000412057_00259_26866_1659.N1	20-APR-2007 23:02:20	Bright	40.500	15	67Alp Vir	0.97600	28000.	81	26866	No
314	GOM_NL__2PRFIN20070420_230522_000000372057_00259_26866_1660.N1	20-APR-2007 23:05:22	Bright	36.500	121	29Gam Vir	2.7400	7200.0	73	26866	No
315	GOM_NL__2PRFIN20070420_230858_000000372057_00259_26866_1661.N1	20-APR-2007 23:08:58	Bright	37.000	138	47Eps Vir	2.8280	4700.0	74	26866	No
316	GOM_NL__2PRFIN20070420_231656_000000372057_00259_26866_1662.N1	20-APR-2007 23:16:56	Bright	36.500	152	12Alp2CVn	2.8900	11000.	73	26866	No
317	GOM_NL__2PRFIN20070420_232102_000000362057_00259_26866_1663.N1	20-APR-2007 23:21:02	Bright	35.500	87	64Gam UMa	2.4330	11000.	71	26866	No
318	GOM_NL__2PRFIN20070420_232331_000000522057_00259_26866_1664.N1	20-APR-2007 23:23:31	Bright	52.000	36	50Alp UMa	1.8000	6300.0	104	26866	No
319	GOM_NL__2PRFIN20070420_232817_000000392057_00259_26866_1665.N1	20-APR-2007 23:28:17	Bright	38.500	60	7Bet UMi	2.0810	3950.0	77	26866	No
320	GOM_NL__2PRFIN20070420_233126_000000322057_00259_26866_1666.N1	20-APR-2007 23:31:26	Bright	32.000	49	1Alp UMi	1.9900	6300.0	64	26866	No
321	GOM_NL__2PRFIN20070420_233955_000000352057_00259_26866_1667.N1	20-APR-2007 23:39:55	Bright	34.500	74	11Bet Cas	2.2680	6600.0	69	26866	No
322	GOM_NL__2PRFIN20070420_234848_000000392057_00259_26866_1668.N1	20-APR-2007 23:48:48	Bright	39.000	164	44Eta Peg	2.9480	5400.0	78	26866	No
323	GOM_NL__2PRFIN20070420_235255_000000402057_00259_26866_1669.N1	20-APR-2007 23:52:55	Tw_i_and_stray	39.500	90	54Alp Peg	2.4870	11000.	79	26866	No
324	GOM_NL__2PRFIN20070420_235844_000000472057_00259_26866_1670.N1	20-APR-2007 23:58:44	Dark	47.000	162	34Alp Aqr	2.9440	5350.0	94	26866	No

3. Quality information per product

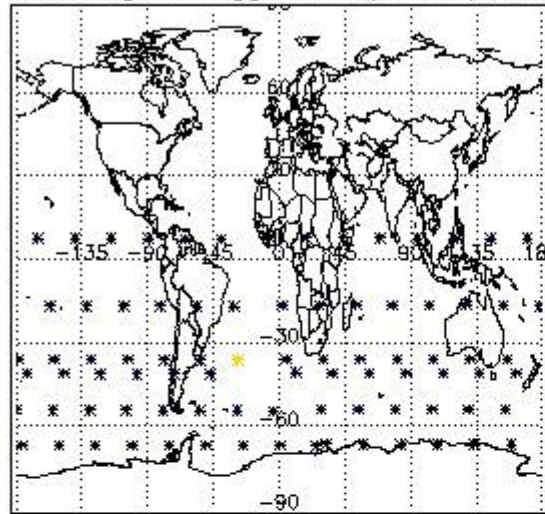
In this section it is plotted some information contained in the Quality Summary data set of the level 2 products. Only products in dark limb conditions and without errors (error flag in the MPH set to "0") are used.

3.1 Plot quality information per product (time dependant)

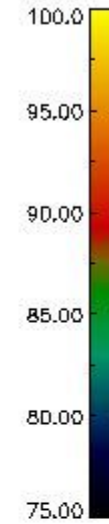
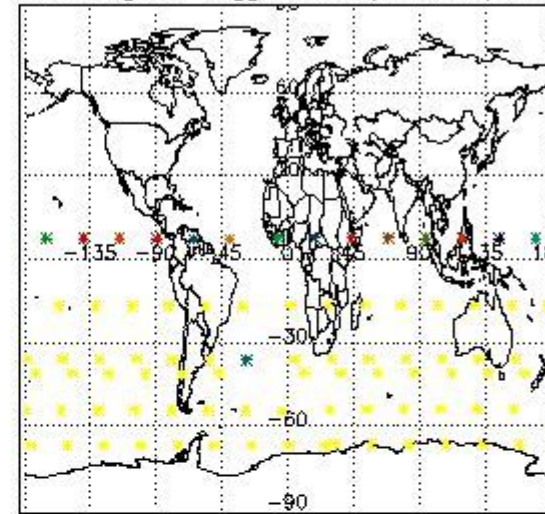


3.2 Plot quality information per product (world map)

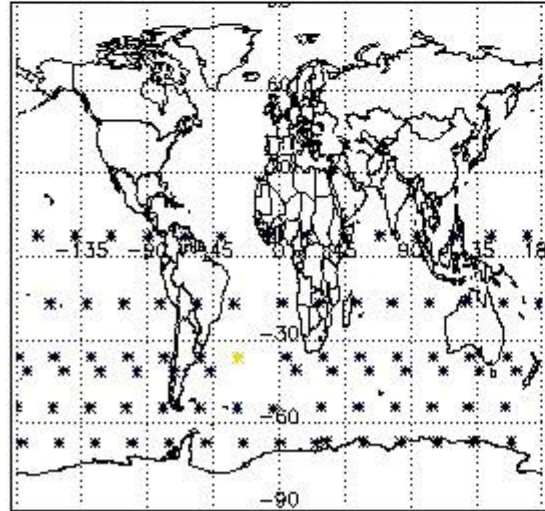
Percentage of flagged data per O3 profile



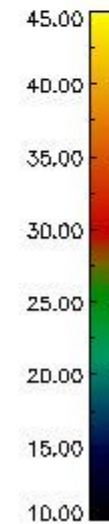
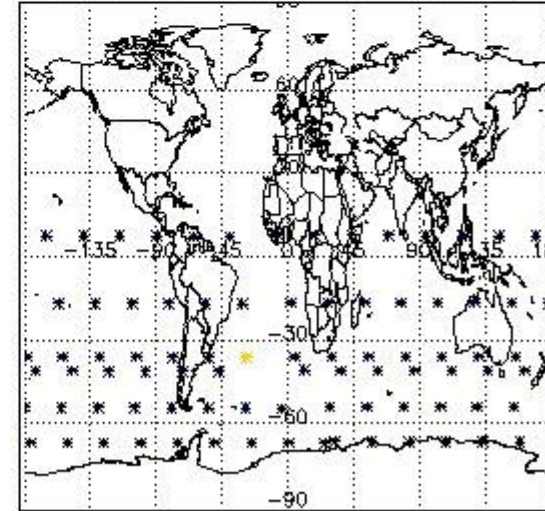
Percentage of flagged data per H2O profile



Percentage of flagged data per NO2 profile



Percentage of flagged data per NO3 profile

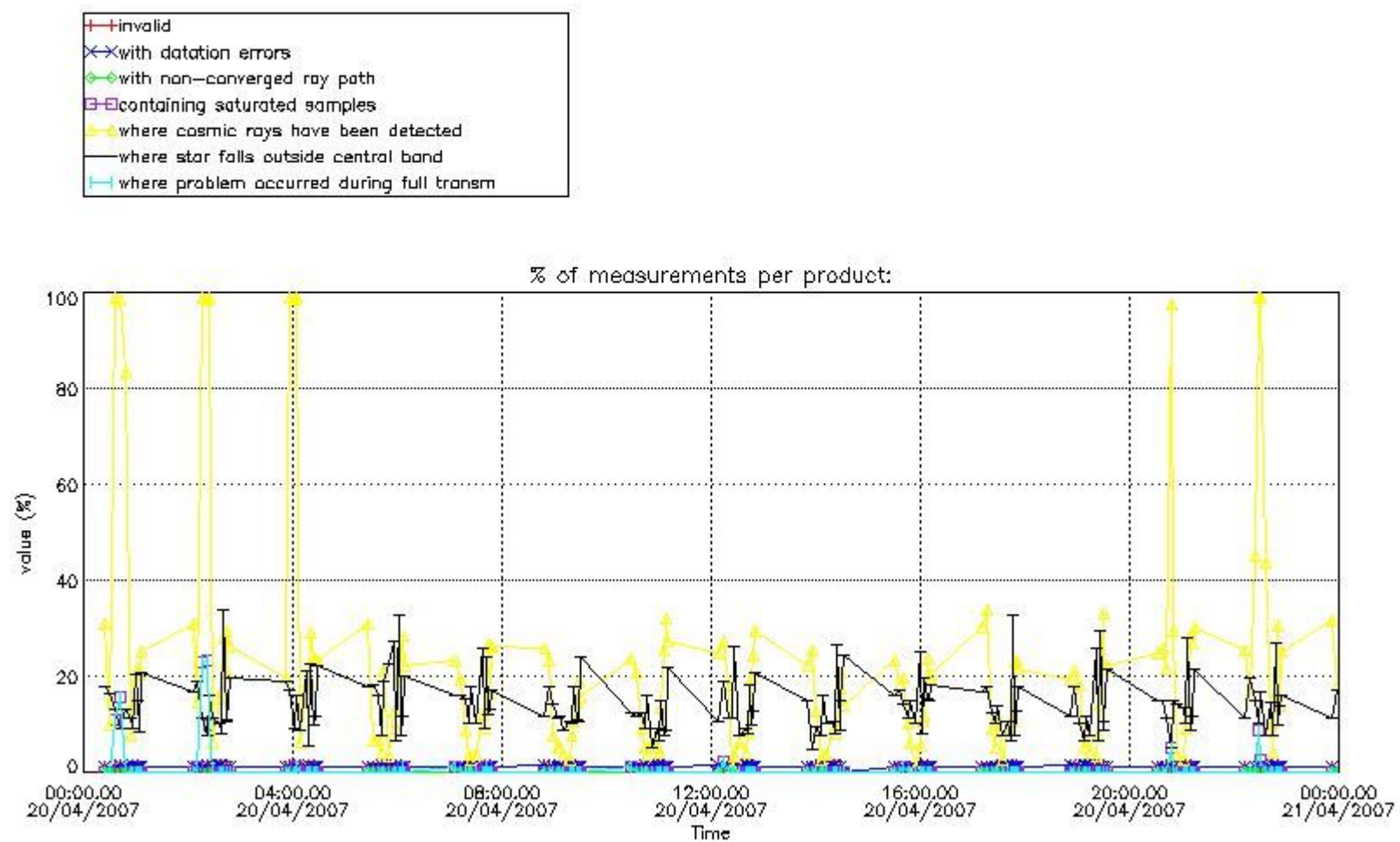


4. Level 1 quality information per product

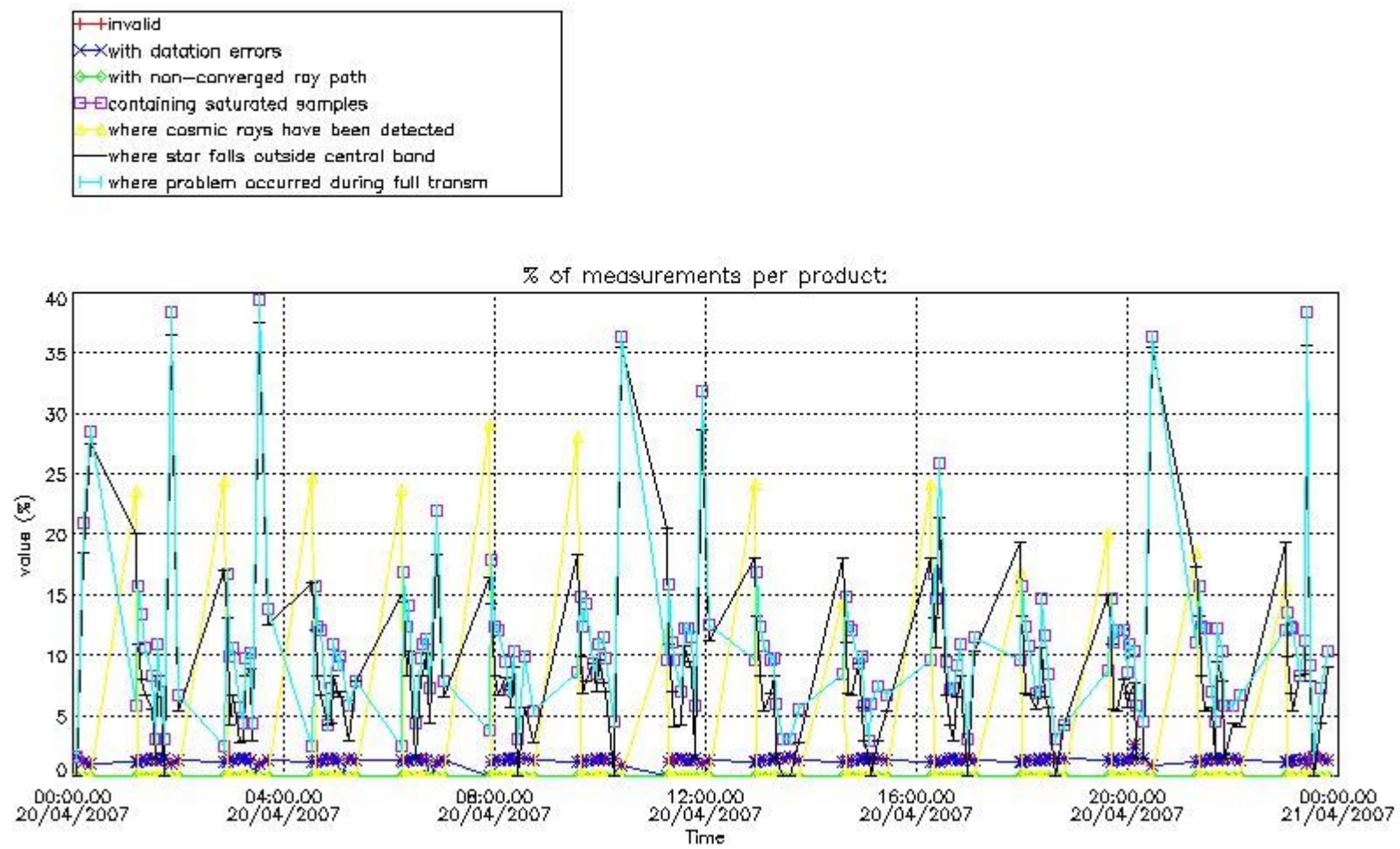
In this section it is plotted some information contained in the Quality Summary data set of the level 2 products that comes from the level 1b processing. Products without errors (error flag in the MPH set to "0") are used.

4.1 Plot quality information per product (time dependant) coming from level 1b processing

4.1.1 Plot level 1 quality information per product (time dependant): ENVISAT ASCENDING passes

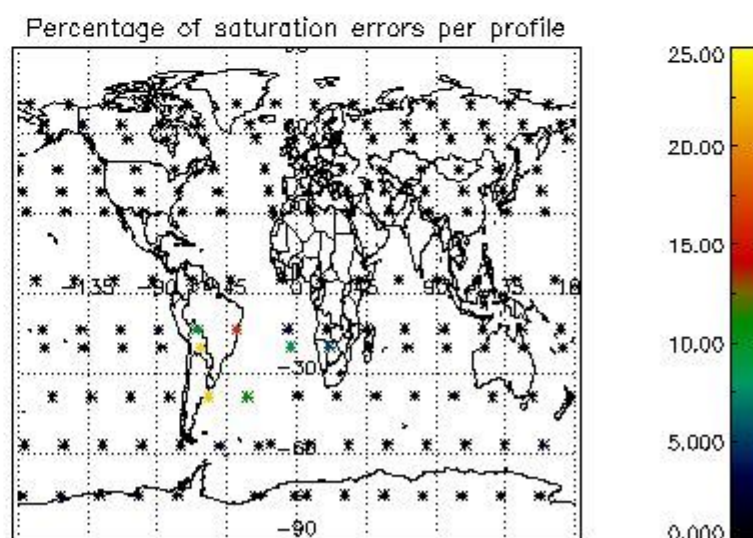
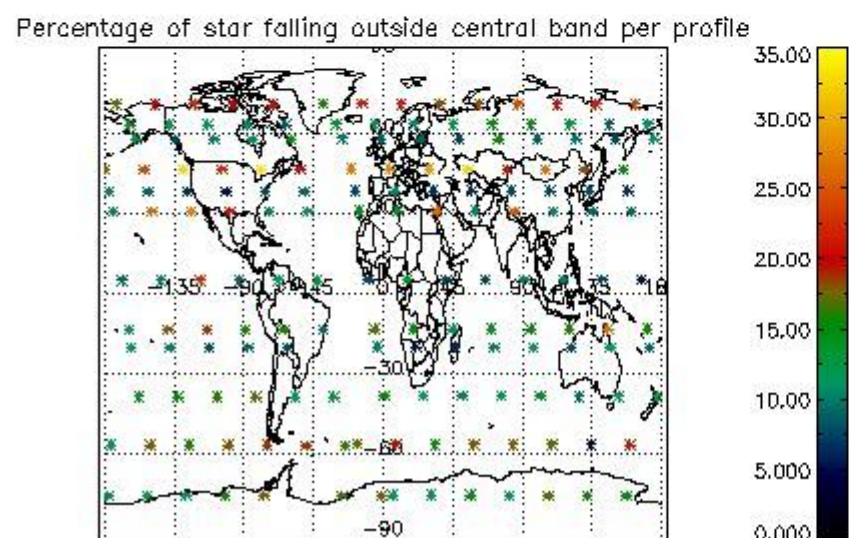
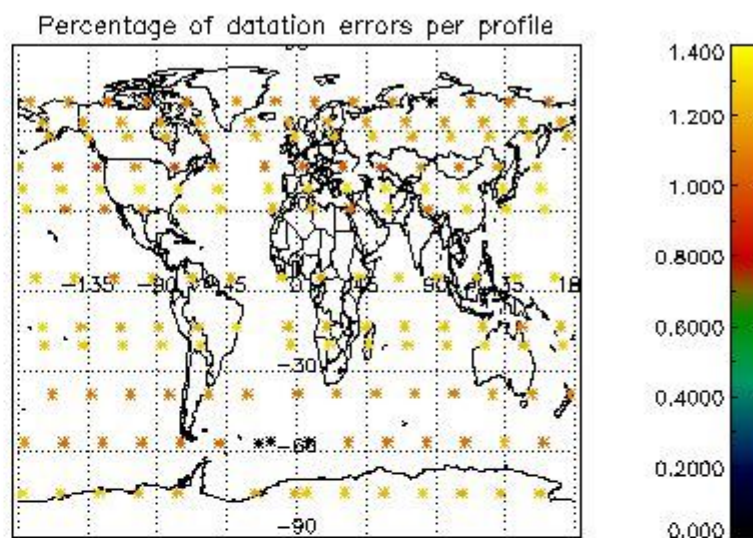
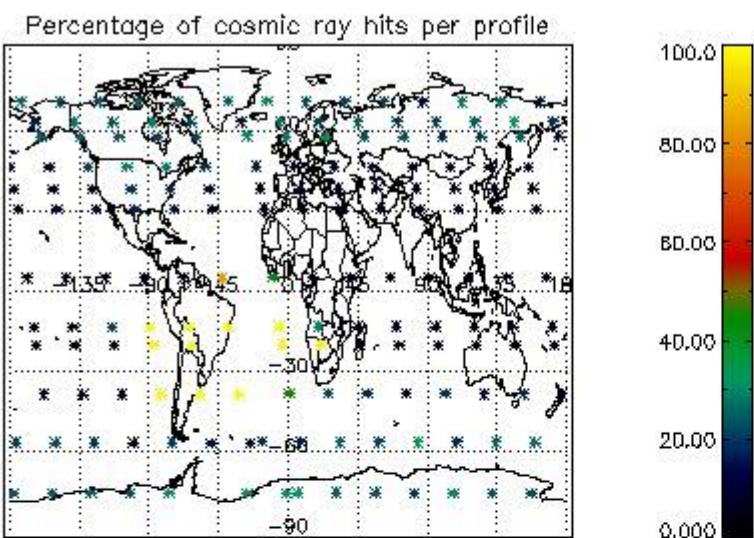


4.1.2 Plot level 1 quality information per product (time dependant): ENVI SAT DESCENDING passes

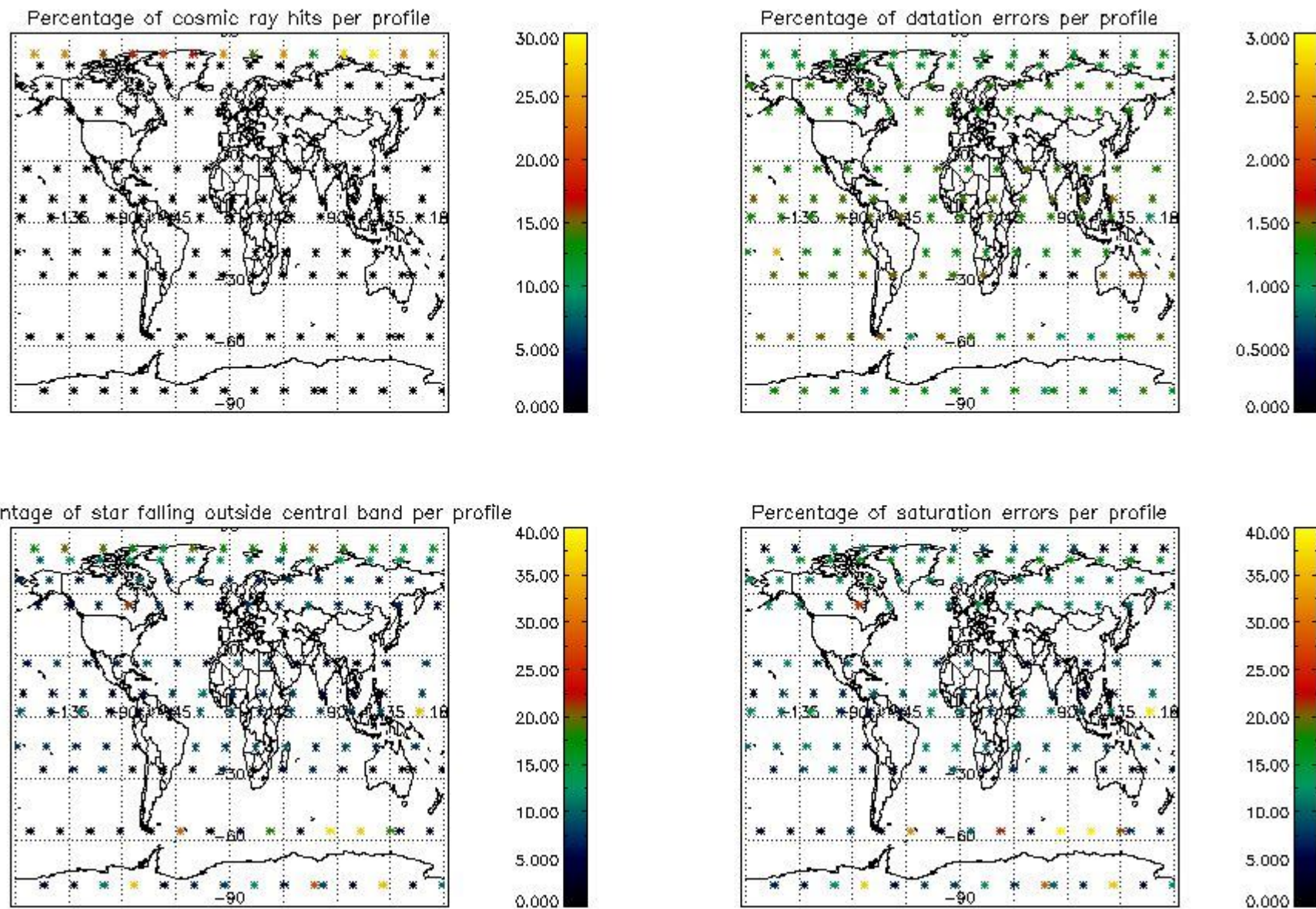


4.2 Plot quality information per product coming from level 1b processing (world map)

4.2.1 Plot level 1 quality information per product (world map): ENVISAT ASCENDING passes



4.2.2 Plot level 1 quality information per product (world map): ENVISAT DESCENDING passes



5. Trace gas profiles

5.1 Ozone statistics based on quality of products

The final quality of the products can be "measured" using the STD (Standard Deviation) attached to every point profile. This information is written to the parameter GOM_NL__2P/NL_LOCAL_SPECIES_DENSITY/o3_std of the level 2 products. The table below shows the statistics for given STD ranges.

The statistics are given with respect to the overall valid production:

- Products without fatal errors: GOM_NL__2P/MPH/PRODUCT_ERR=0
- Valid point profile: GOM_NL__2P/NL_LOCAL_SPECIES_DENSITY/pcd(0)=0

The 'Criteria' is applied to valid points of dark limb products:

- Products in dark limb illumination condition: GOM_NL__2P/NL_SUMMARY_QUALITY/obs_ill_cond=0
- Products without fatal errors: GOM_NL__2P/MPH/PRODUCT_ERR=0
- Valid point profile: GOM_NL__2P/NL_LOCAL_SPECIES_DENSITY/pcd(0)=0

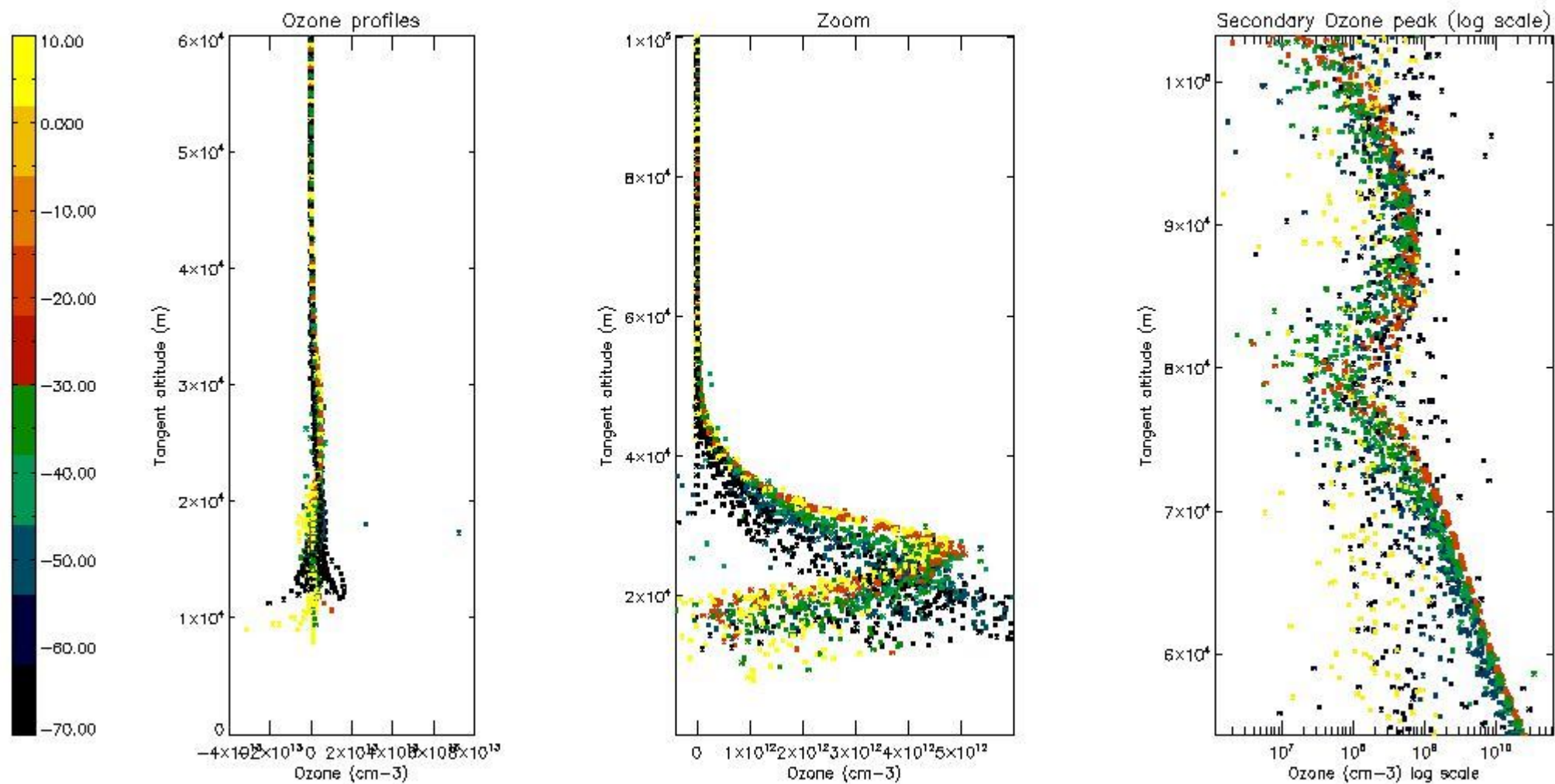
So, the table below shows the percentage of dark limb and valid observations for each criteria with respect to the overall valid daily observations.

Criteria	% of total production
All STD	28
STD < 20	13

STD < 10	9
STD < 5	5

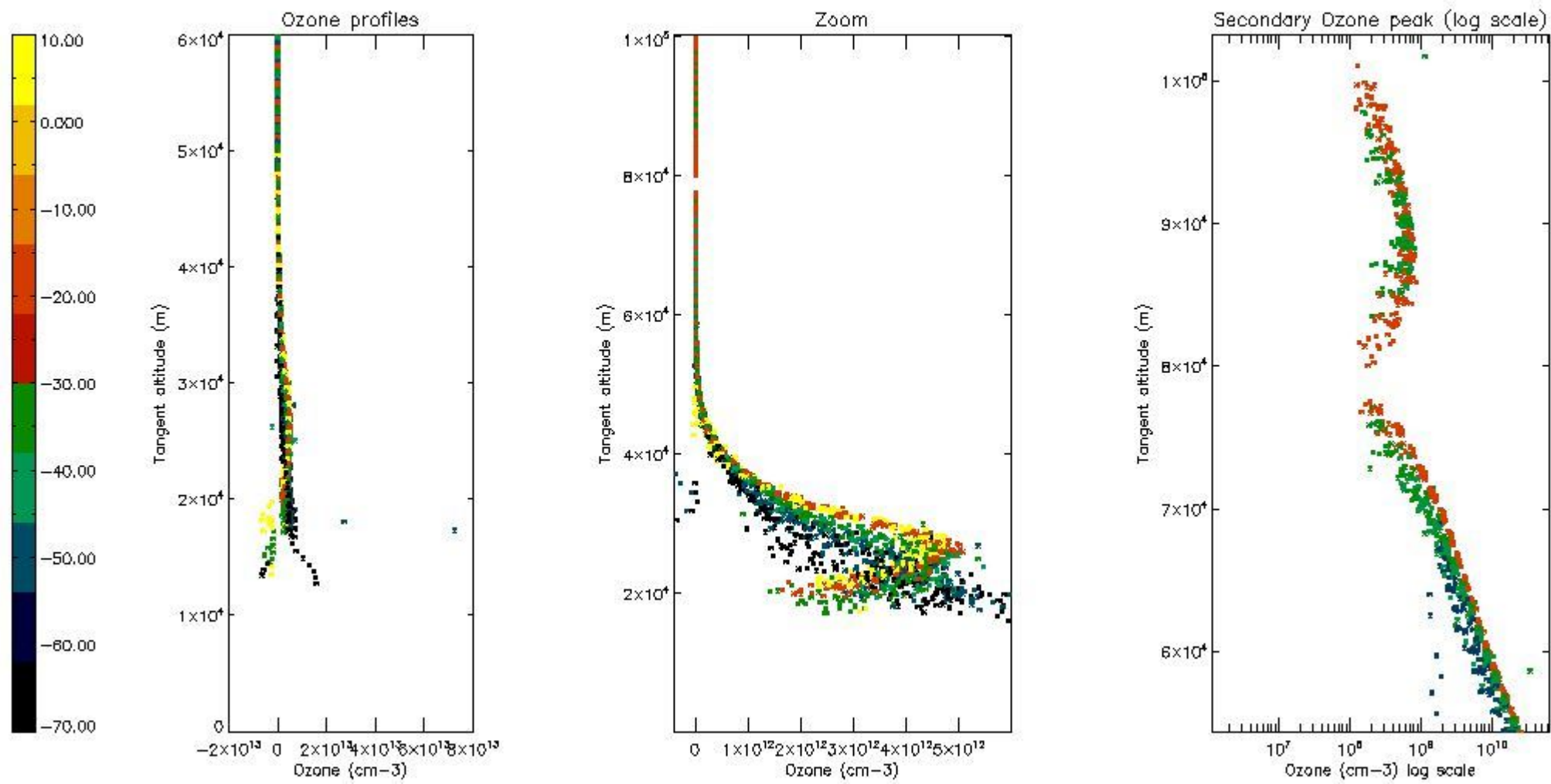
5.2 Plot ozone profiles for all STD (dark without errors)

The colorbar represents the latitude.



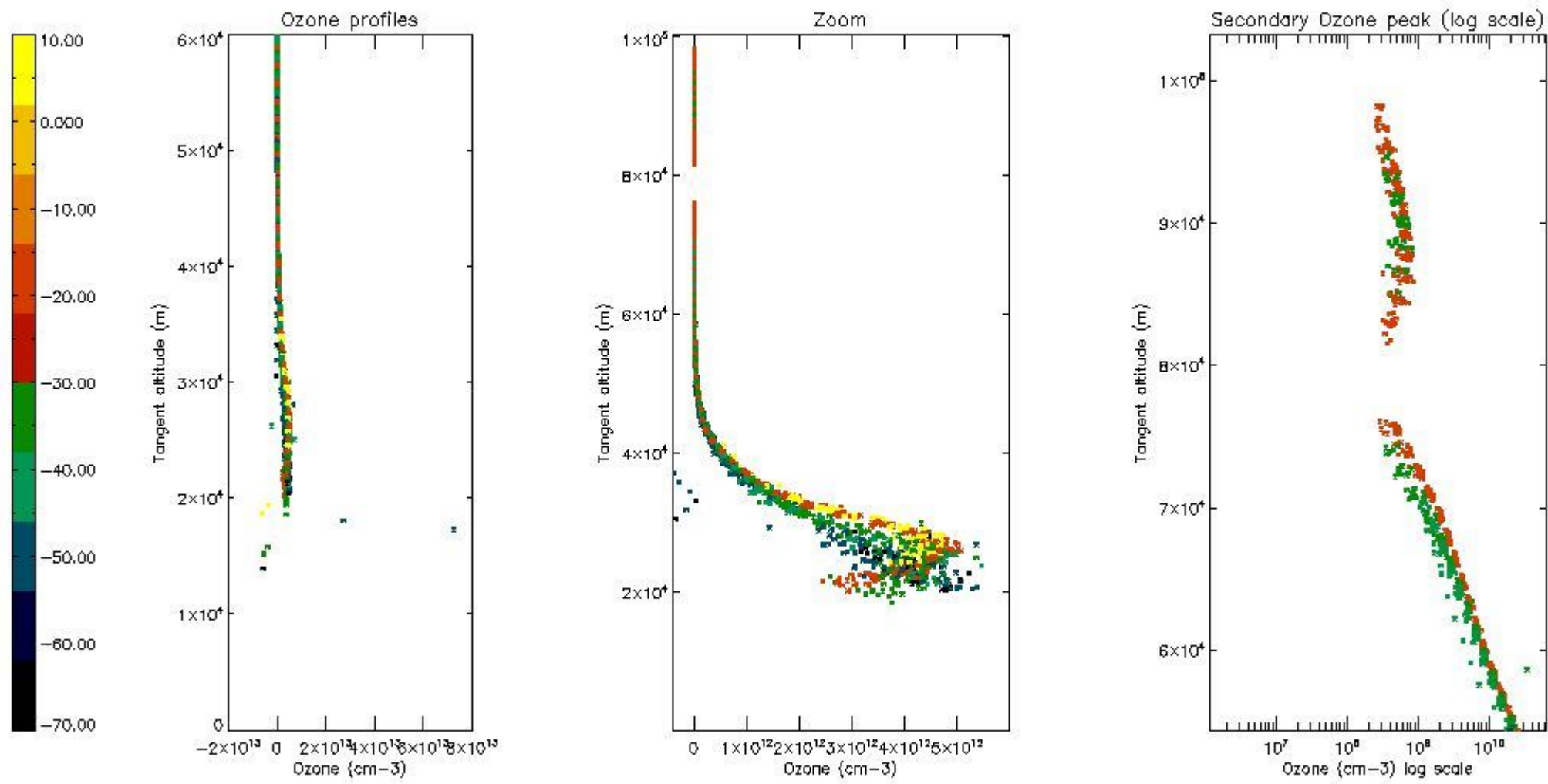
5.3 Plot ozone profiles where STD < 20% (dark without errors)

The colorbar represents the latitude.



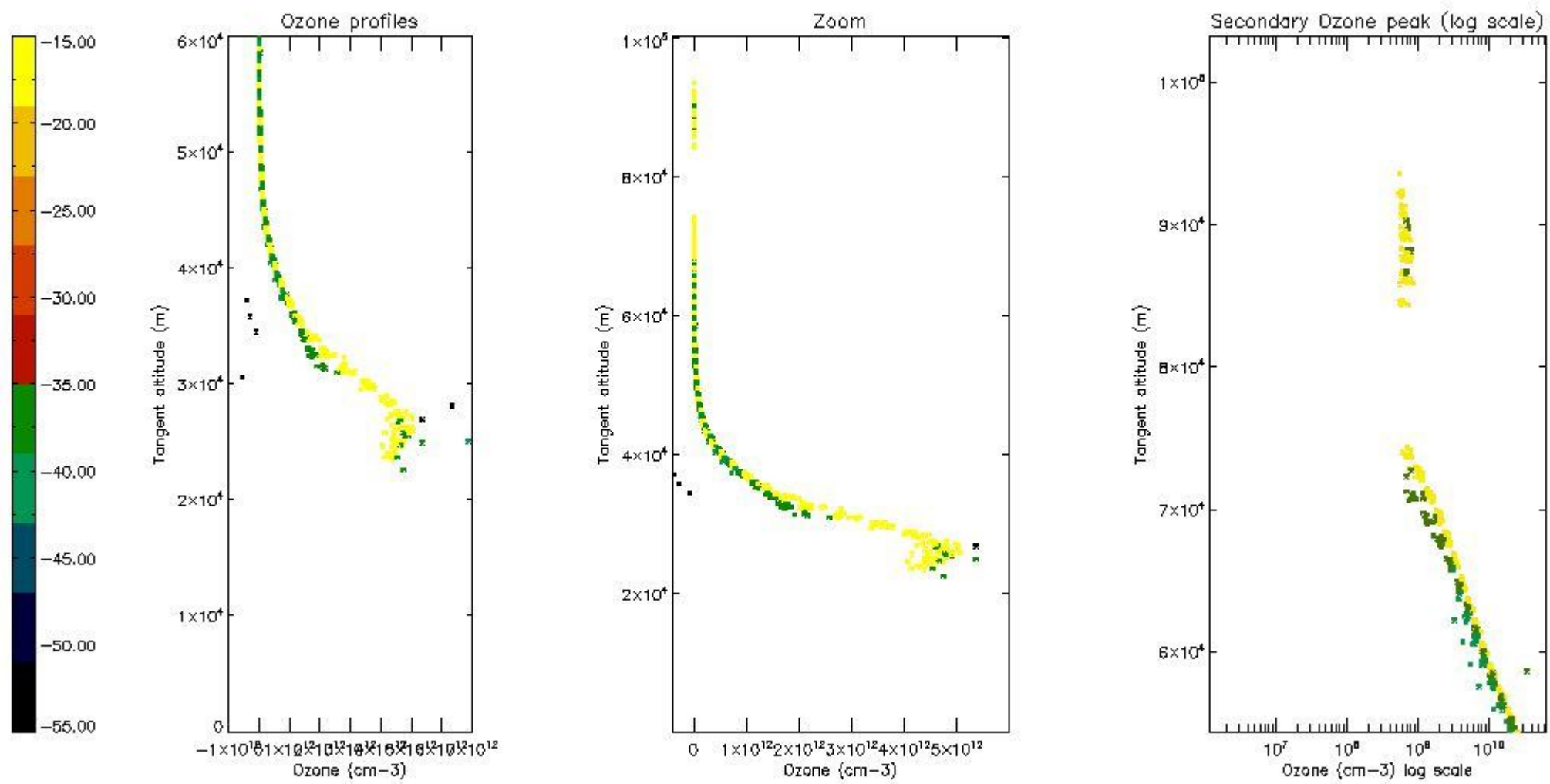
5.4 Plot ozone profiles where STD < 10% (dark without errors)

The colorbar represents the latitude.



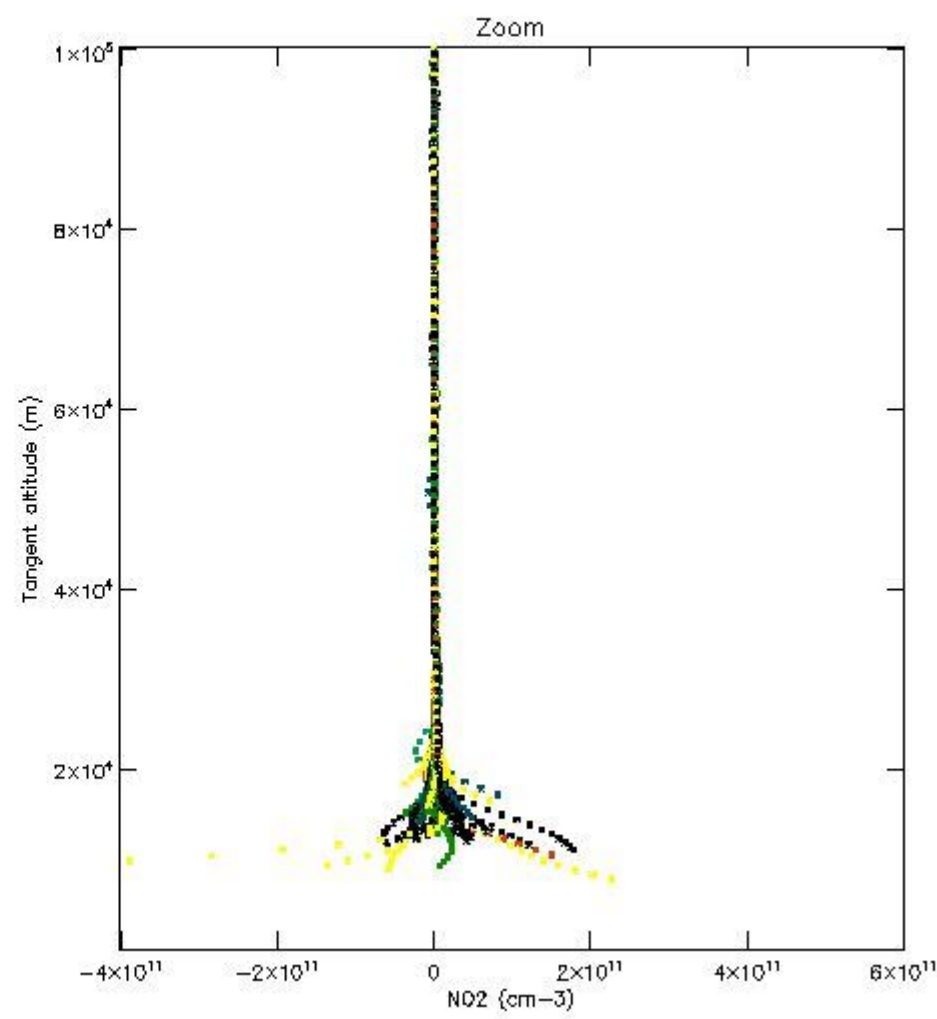
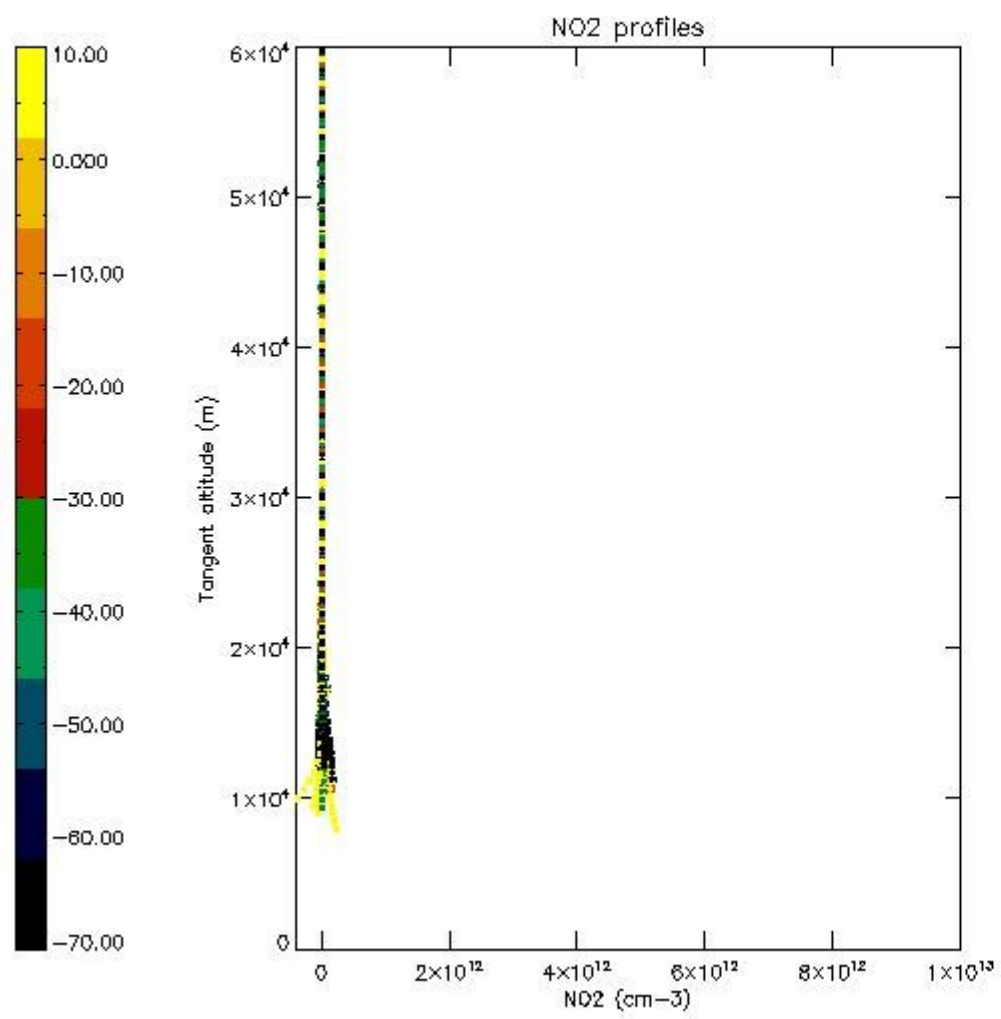
5.5 Plot ozone profiles where $STD < 5\%$ (dark without errors)

The colorbar represents the latitude.



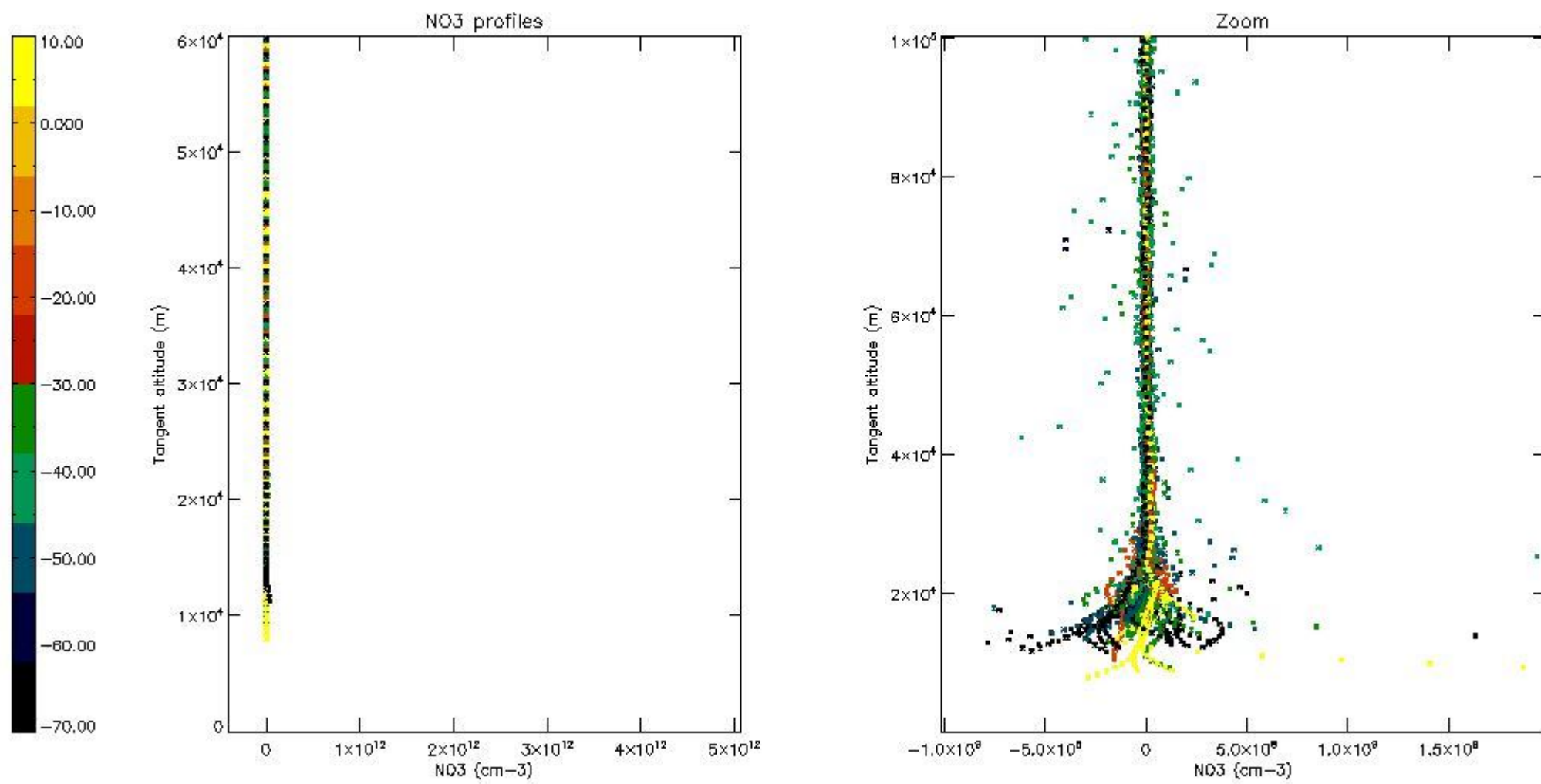
5.6 Plot NO₂ profiles for all STD (dark without errors)

The colorbar represents the latitude.



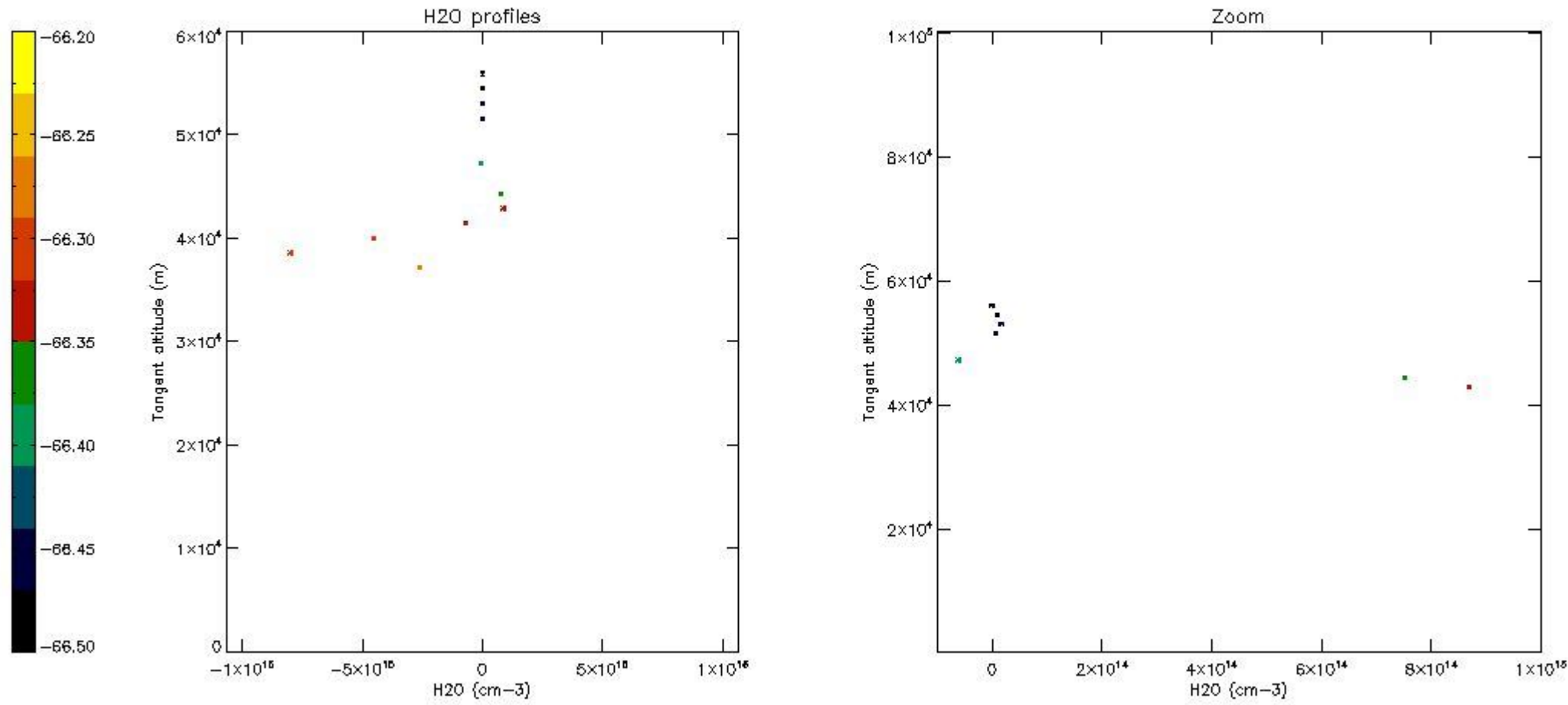
5.7 Plot NO3 profiles for all STD (dark without errors)

The colorbar represents the latitude.



5.8 Plot H2O profiles for all STD (only for occultations of stars 1,2,3,4,13,14,16,26,63 dark without errors)

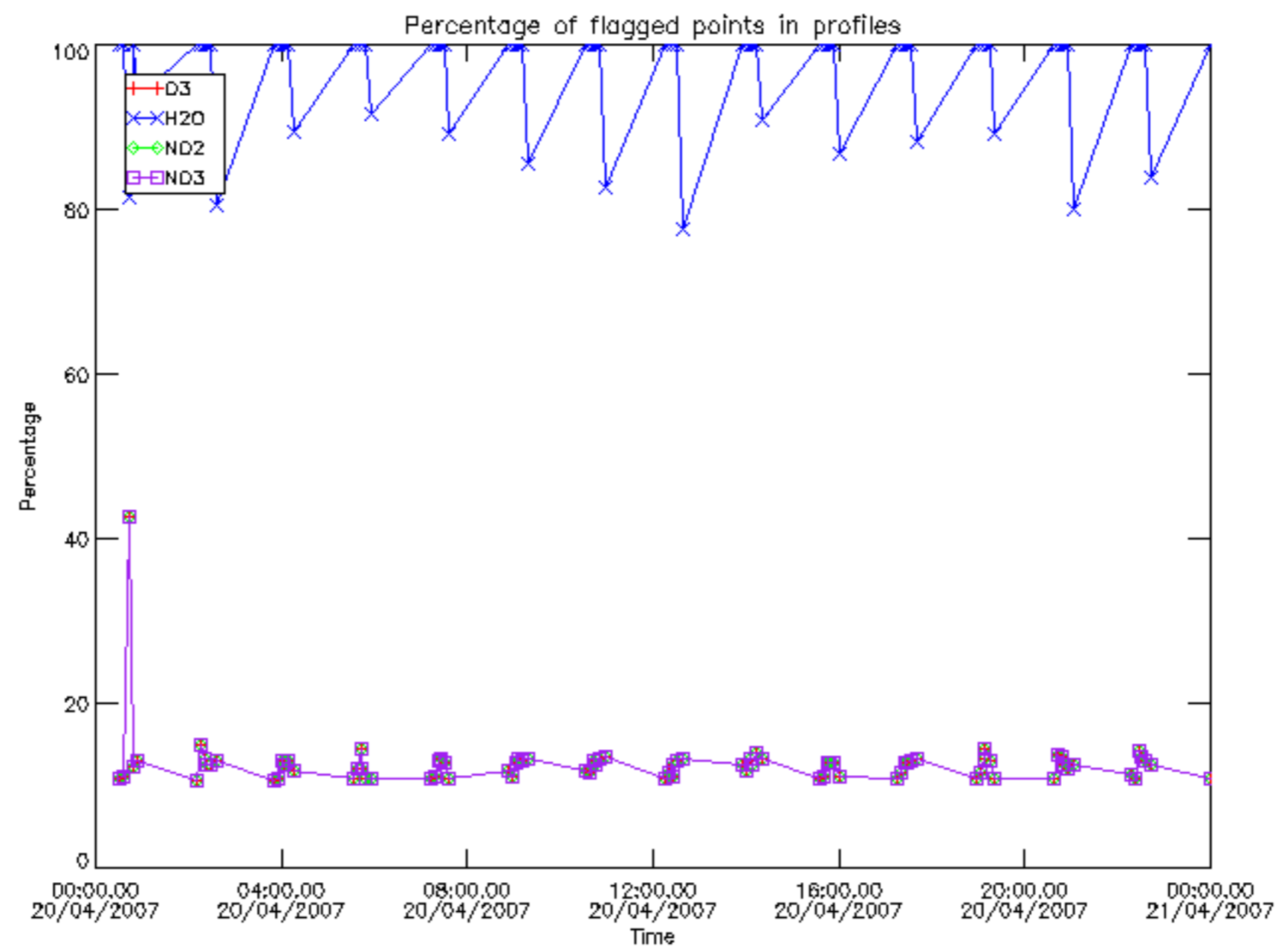
The colorbar represents the latitude.



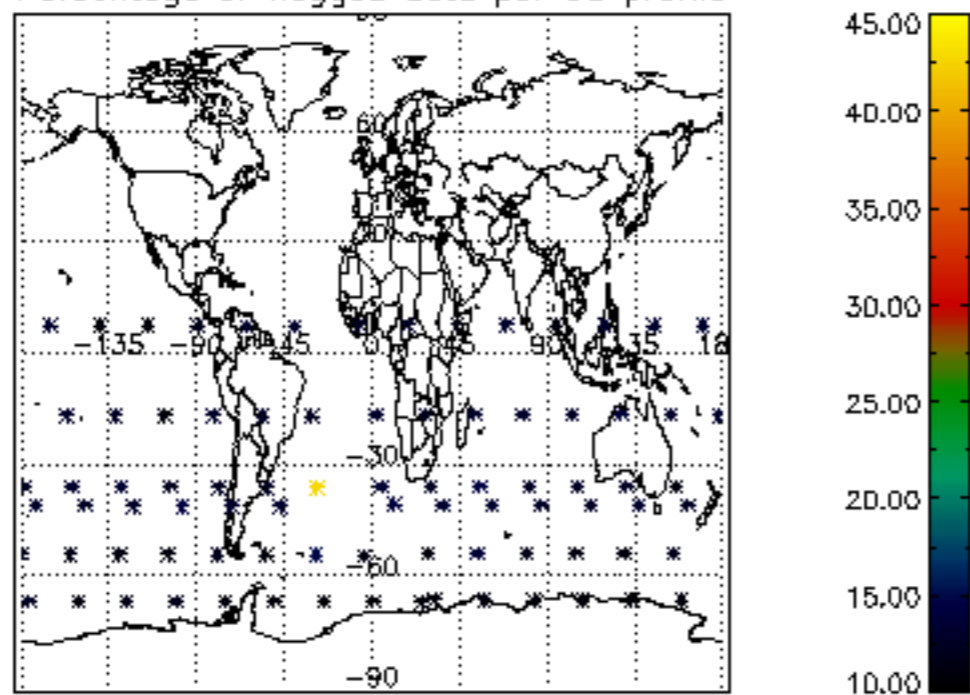
6. Auxiliary Data Files used for the production reported in section 2

The number reported in the third column indicates since which file (see list in section 2) the corresponding auxiliary file has been used. The fourth column is the date of those product files.

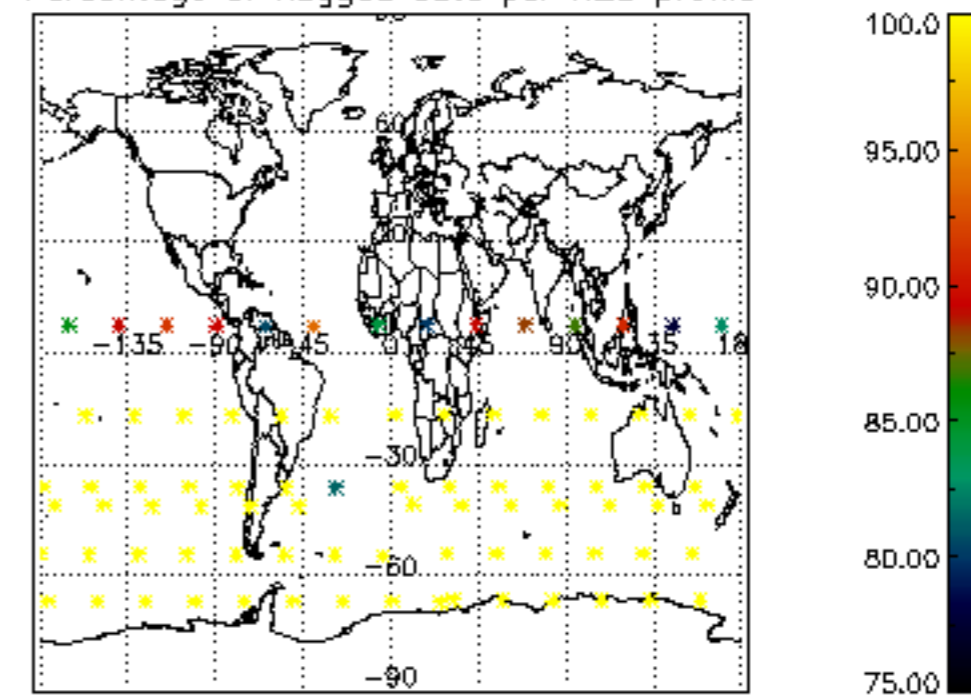
Type	Auxiliary Filename	Used since product	Used since product date
INST_PHYS_CHARACTERISTICS	GOM_INS_AXVIEC20091111_143220_20030716_120000_20500101_000000	1	20-APR-2007 00:03:02
LEVEL-2_PROC_CONFIG	GOM_PR2_AXVIEC20091111_152718_20020301_000000_20500101_000000	1	20-APR-2007 00:03:02
CROSS_SECTIONS_FILE	GOM_CRS_AXVIEC20091111_154832_20020301_000000_20500101_000000	1	20-APR-2007 00:03:02



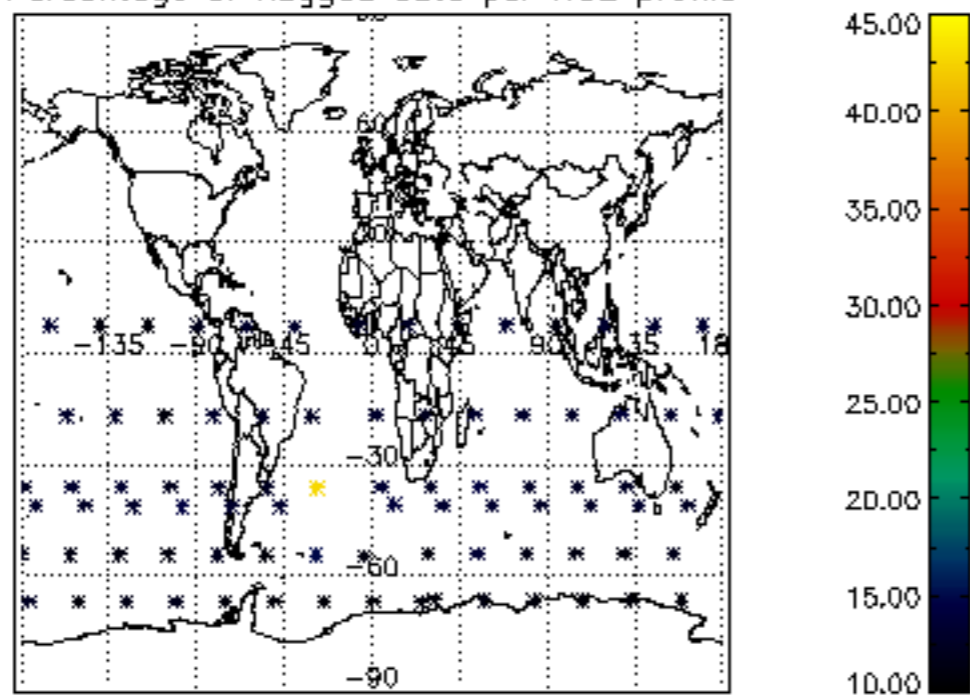
Percentage of flagged data per D3 profile



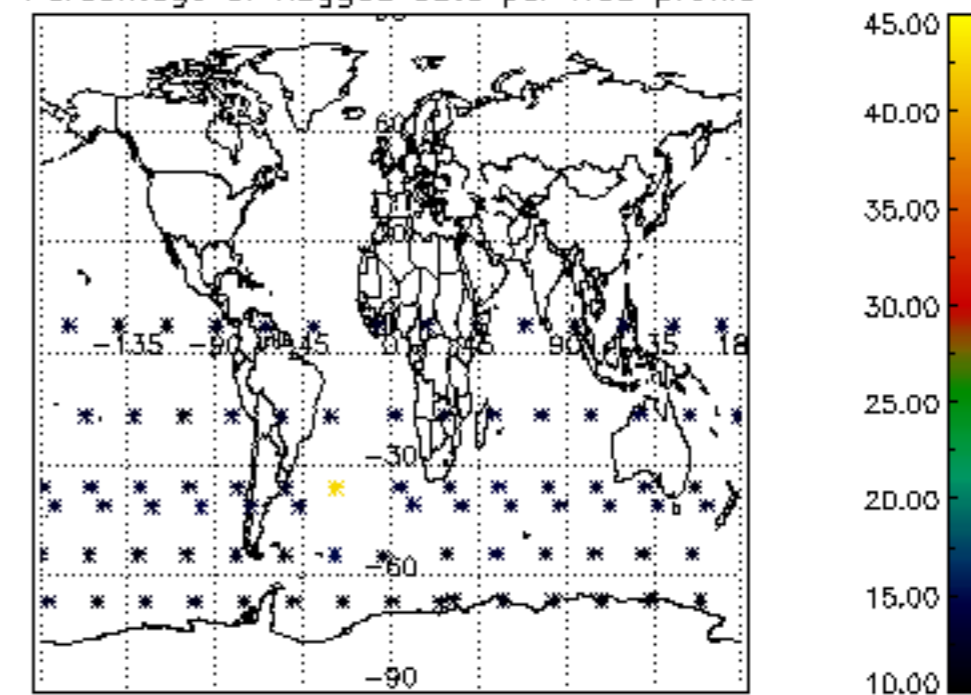
Percentage of flagged data per H2O profile

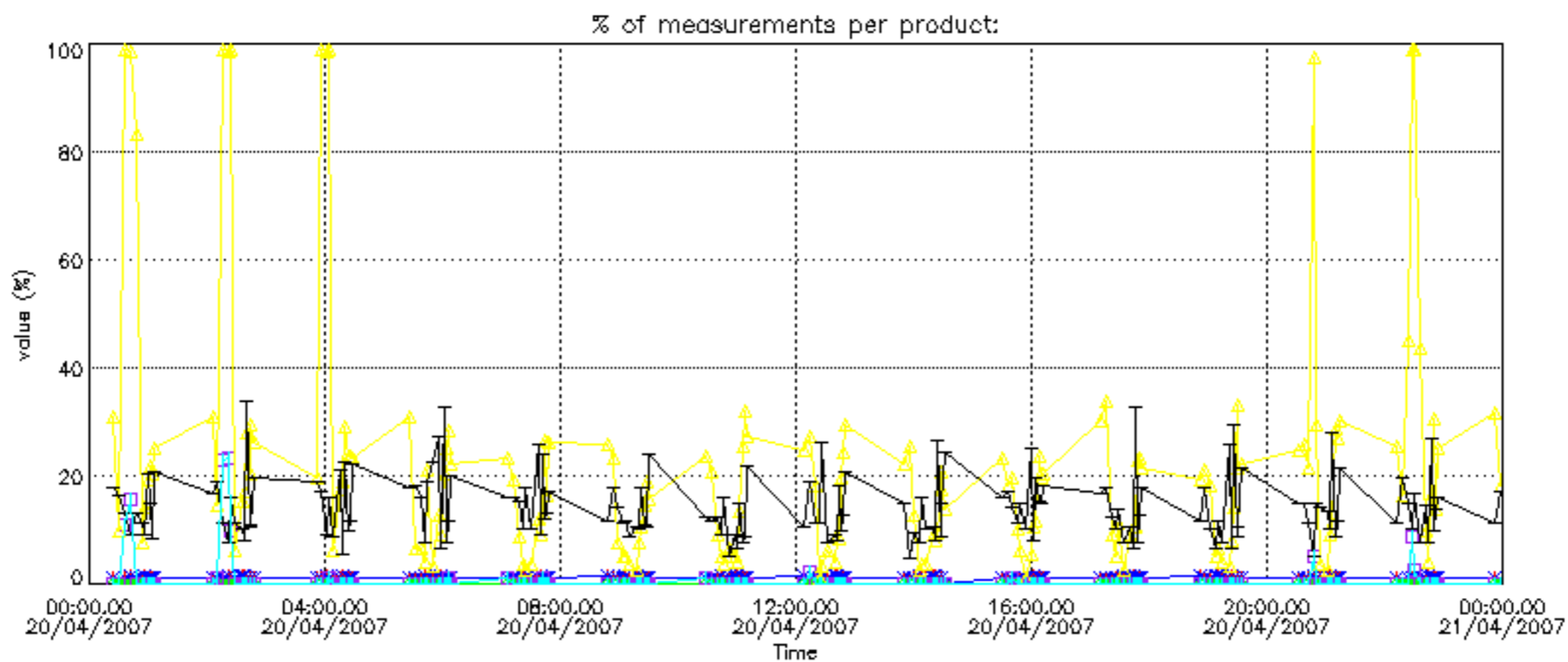


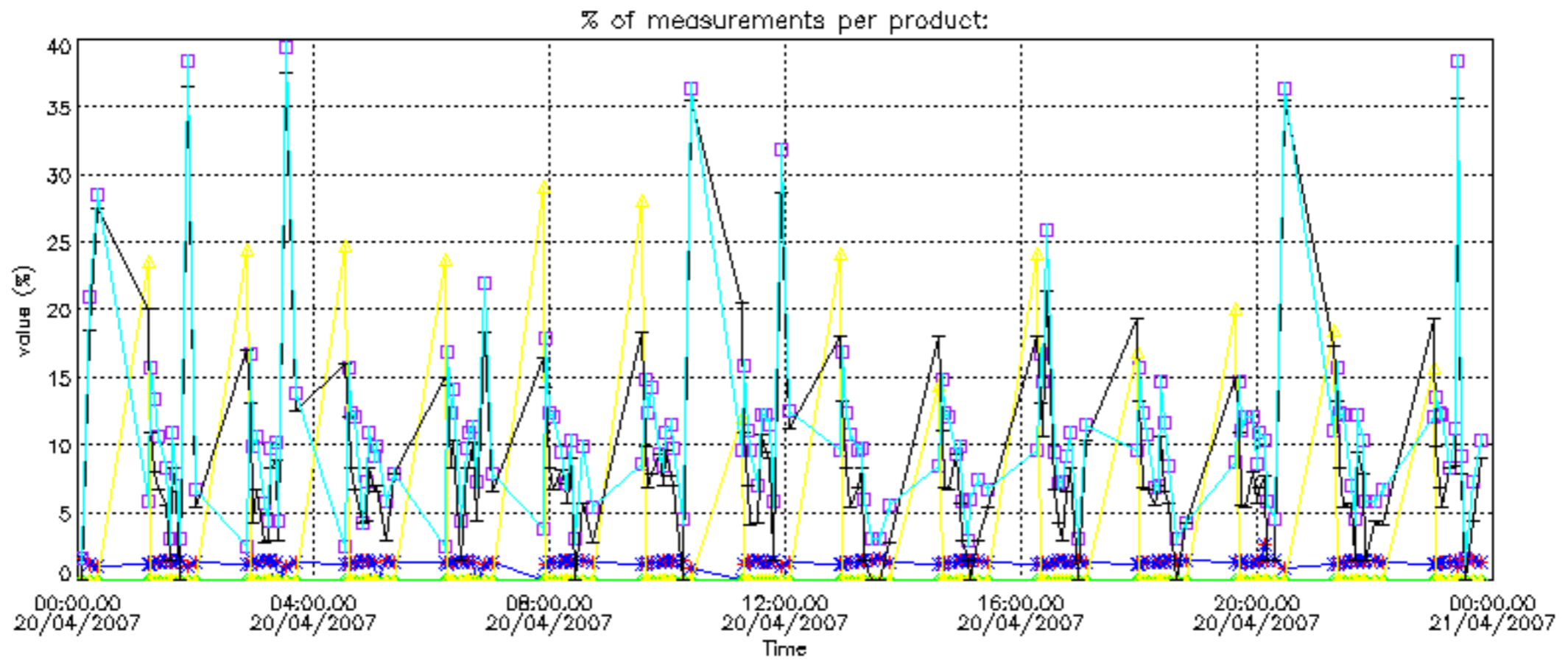
Percentage of flagged data per NO2 profile



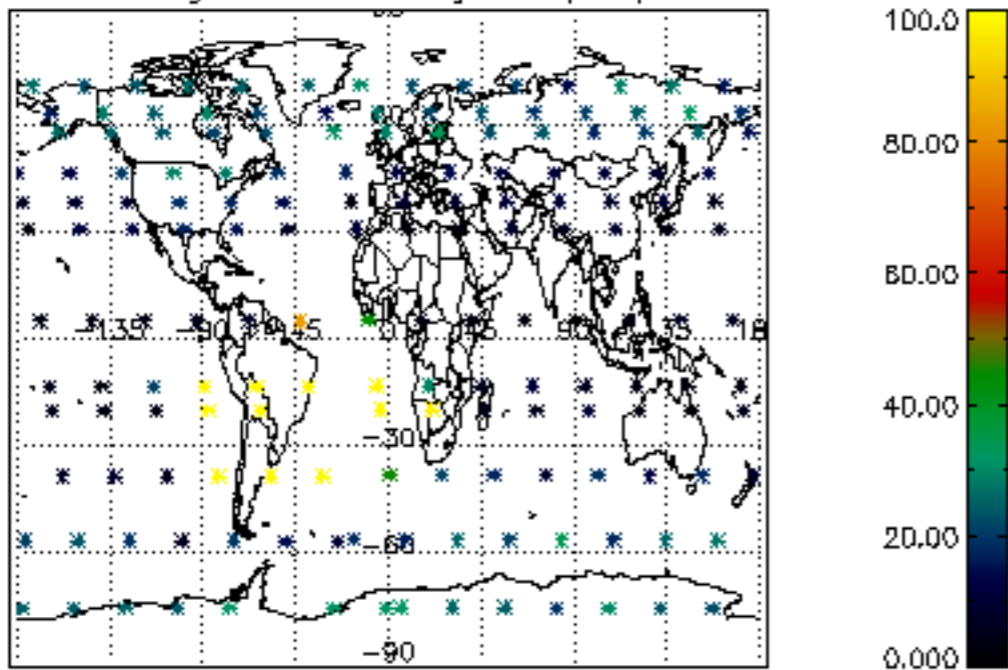
Percentage of flagged data per NO3 profile



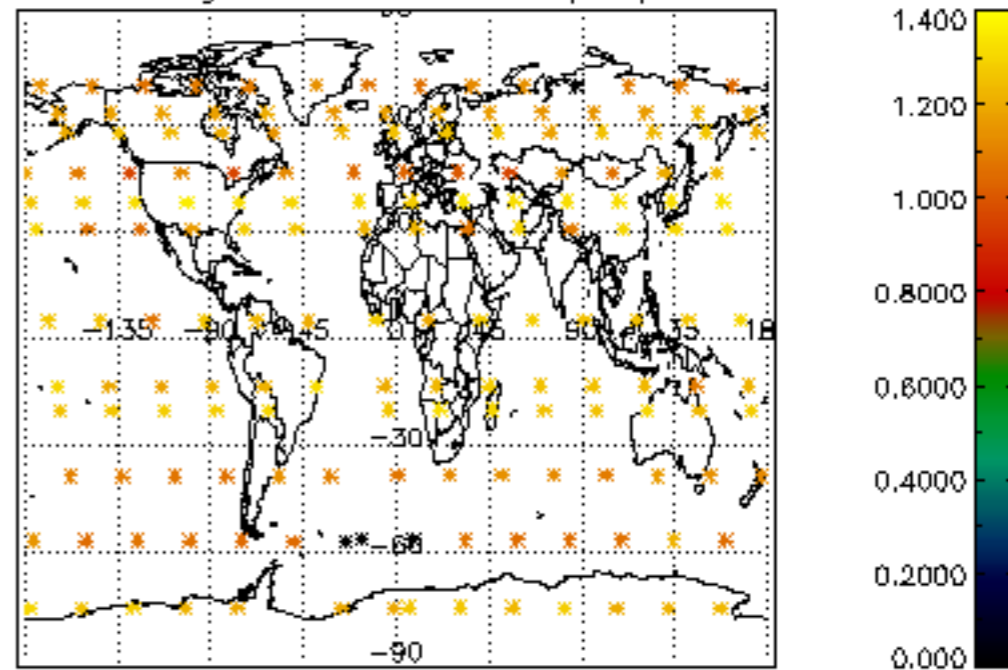




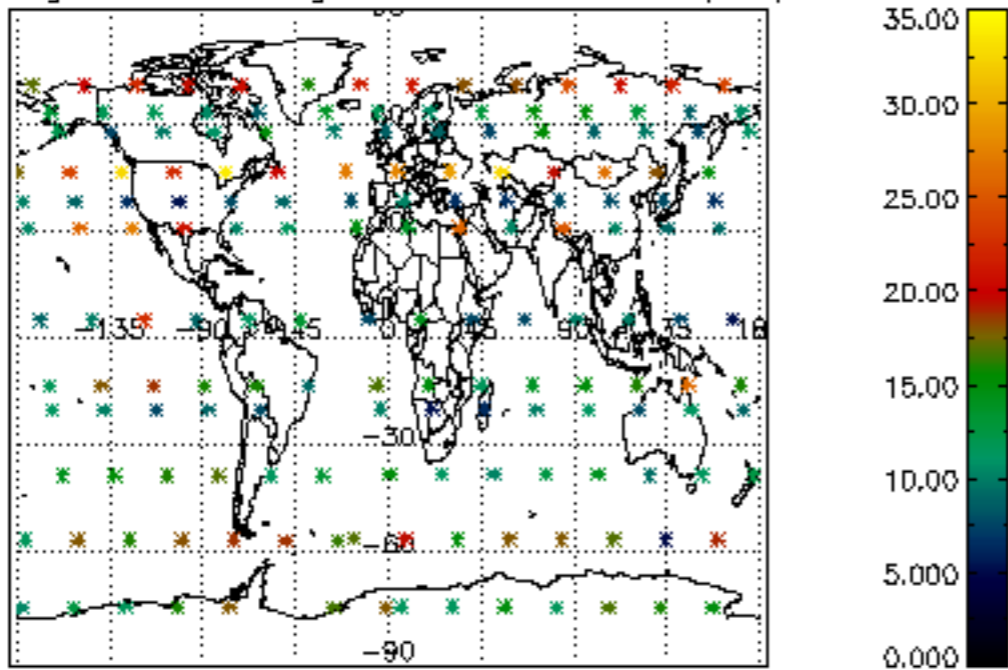
Percentage of cosmic ray hits per profile



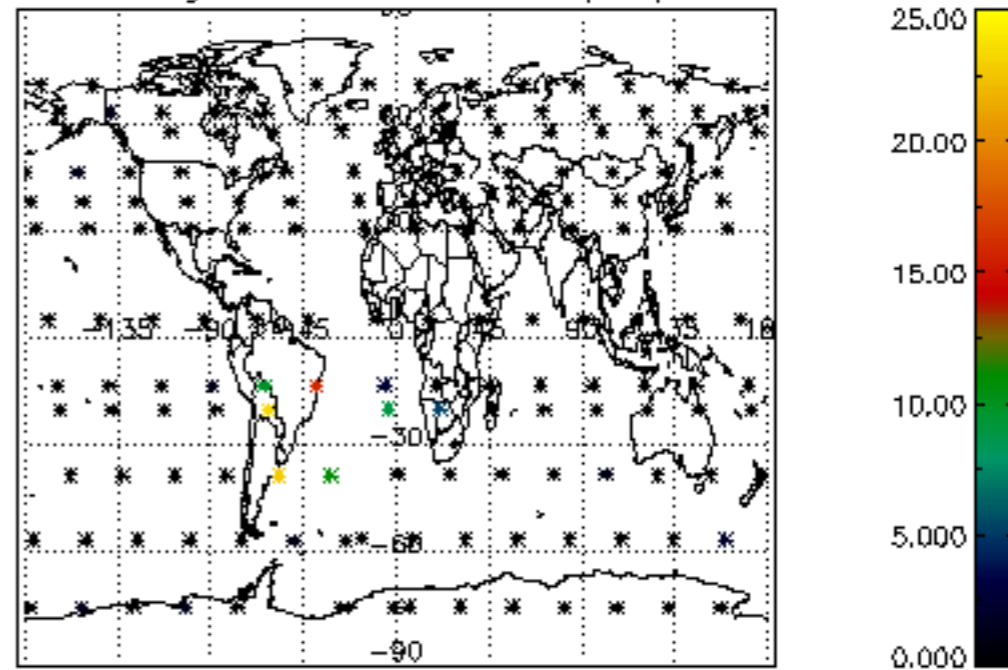
Percentage of datation errors per profile



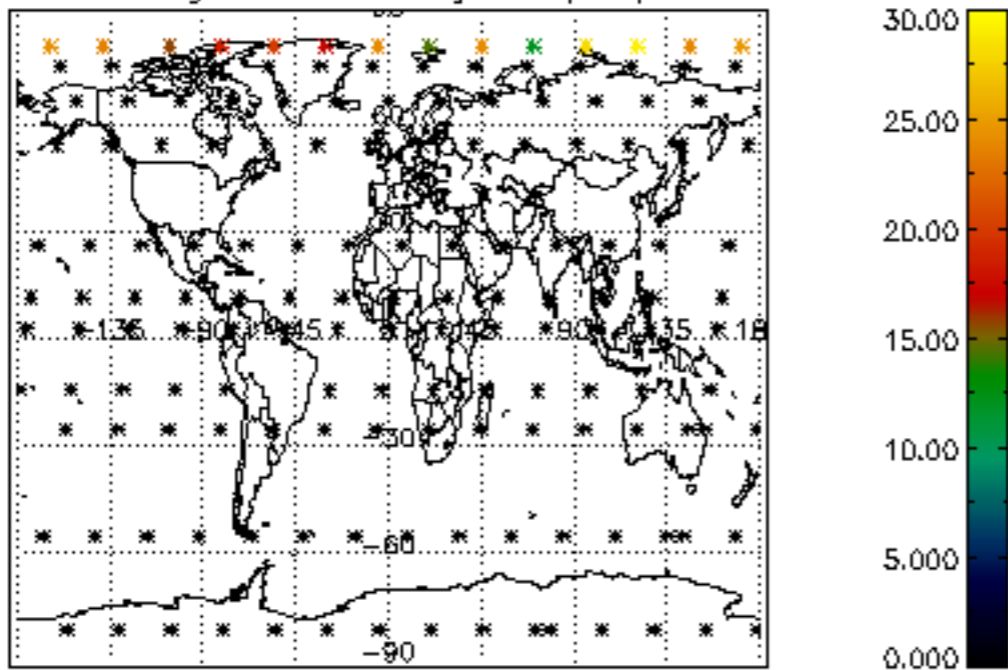
Percentage of star falling outside central band per profile



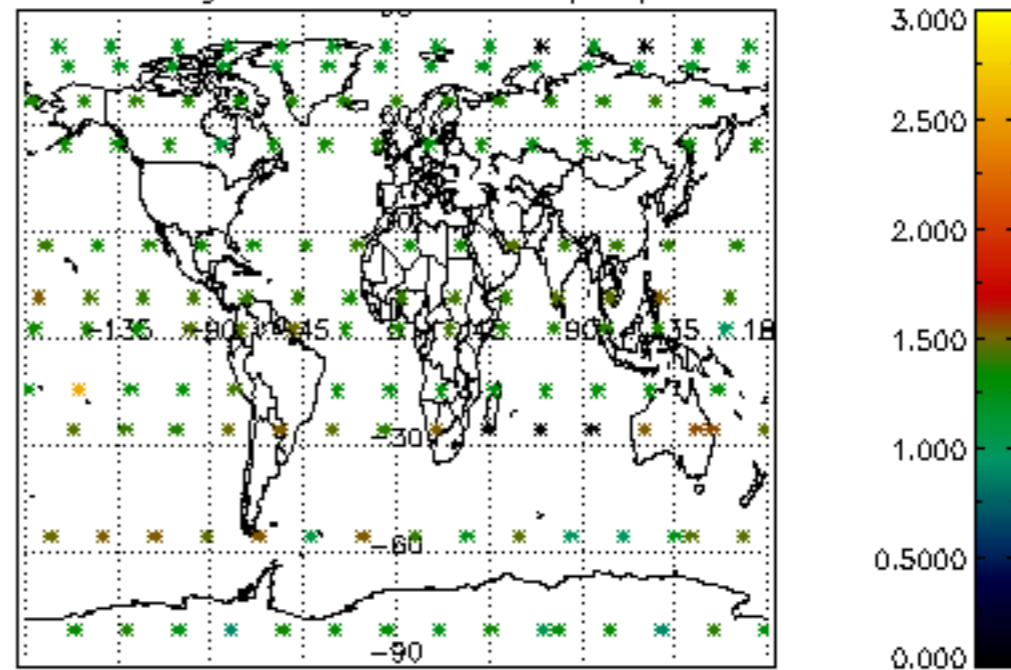
Percentage of saturation errors per profile



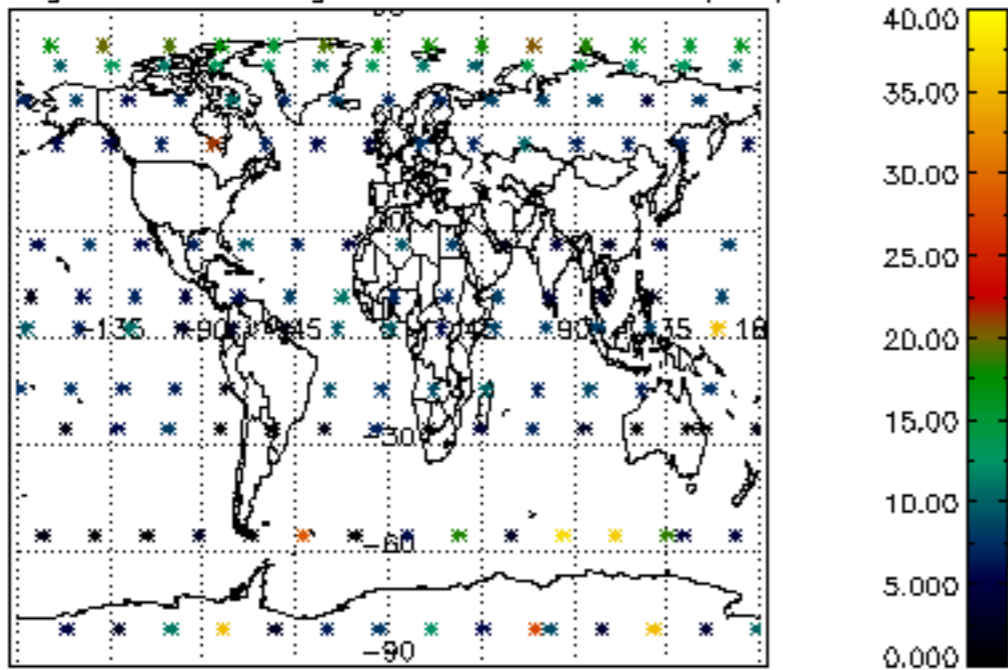
Percentage of cosmic ray hits per profile



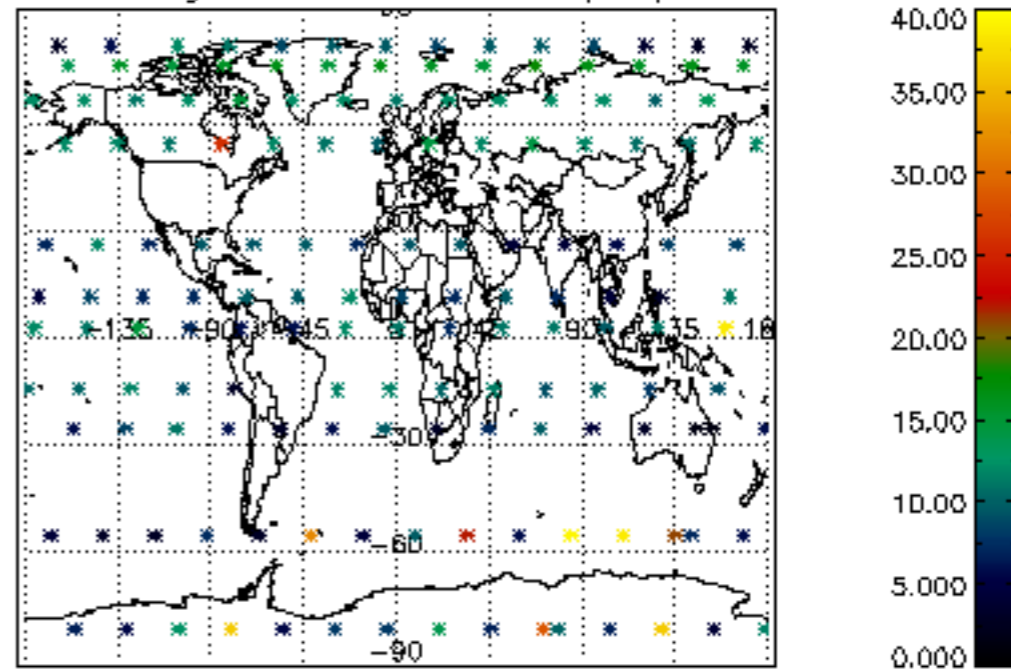
Percentage of datation errors per profile

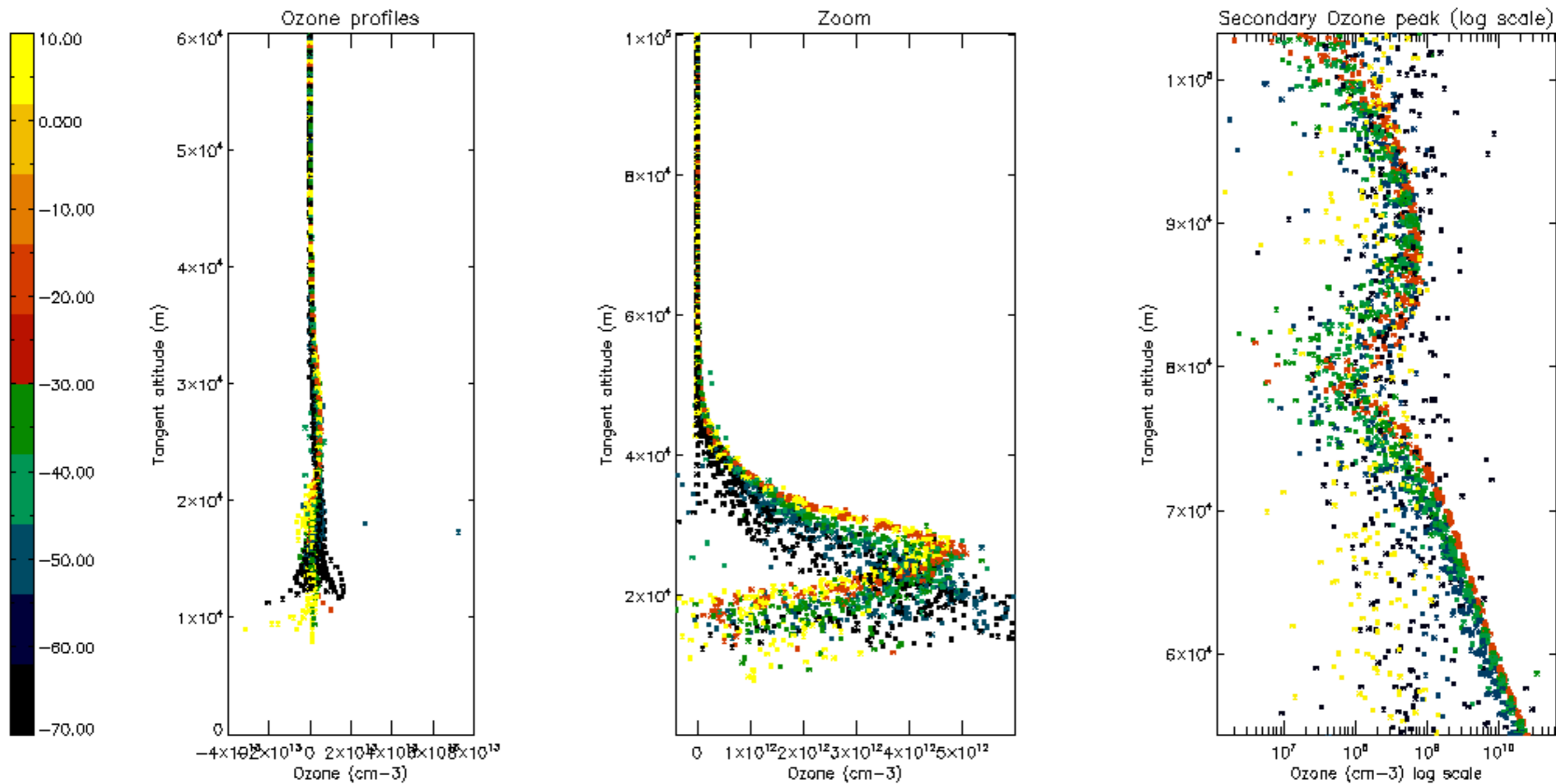


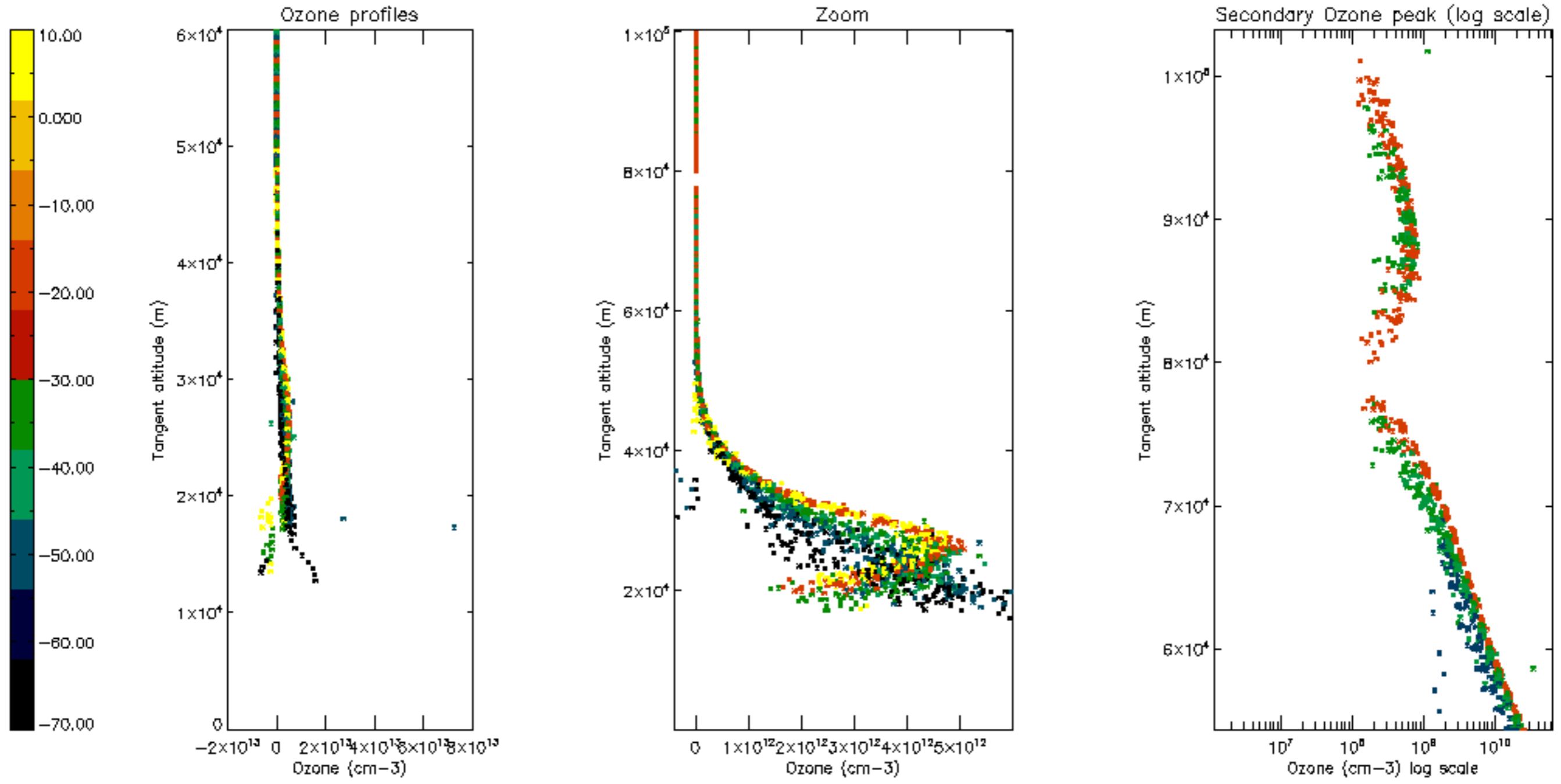
Percentage of star falling outside central band per profile

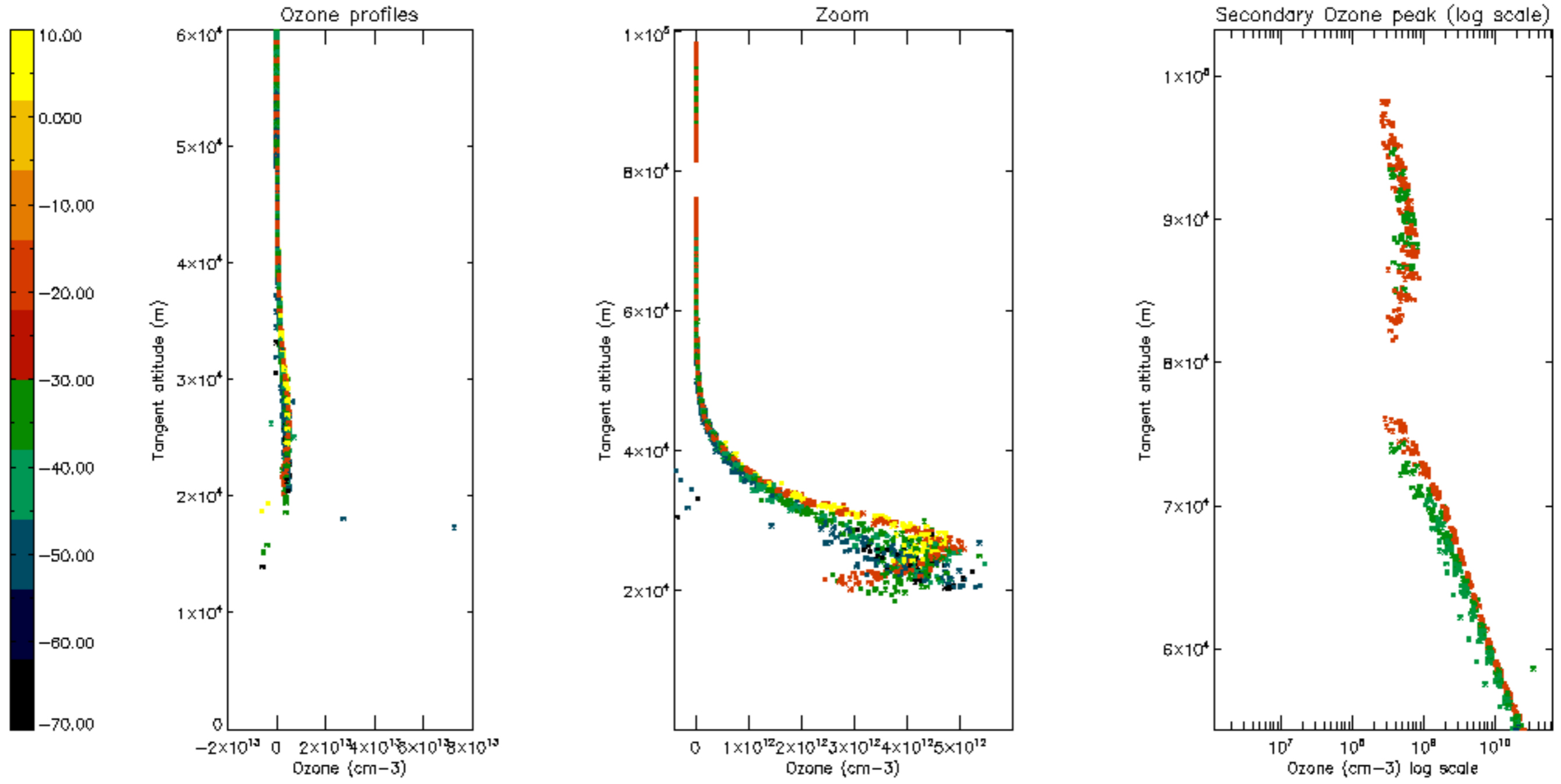


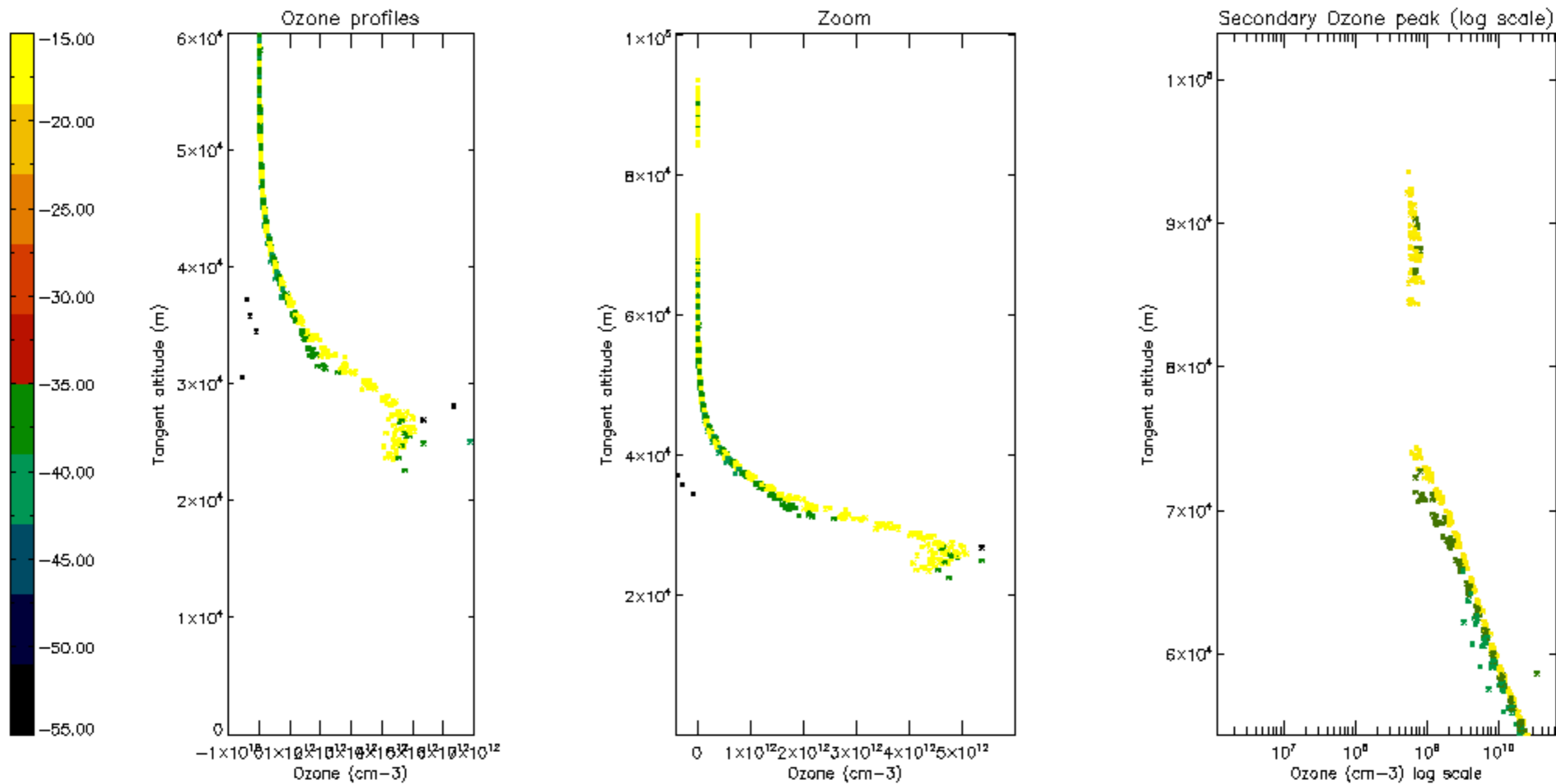
Percentage of saturation errors per profile

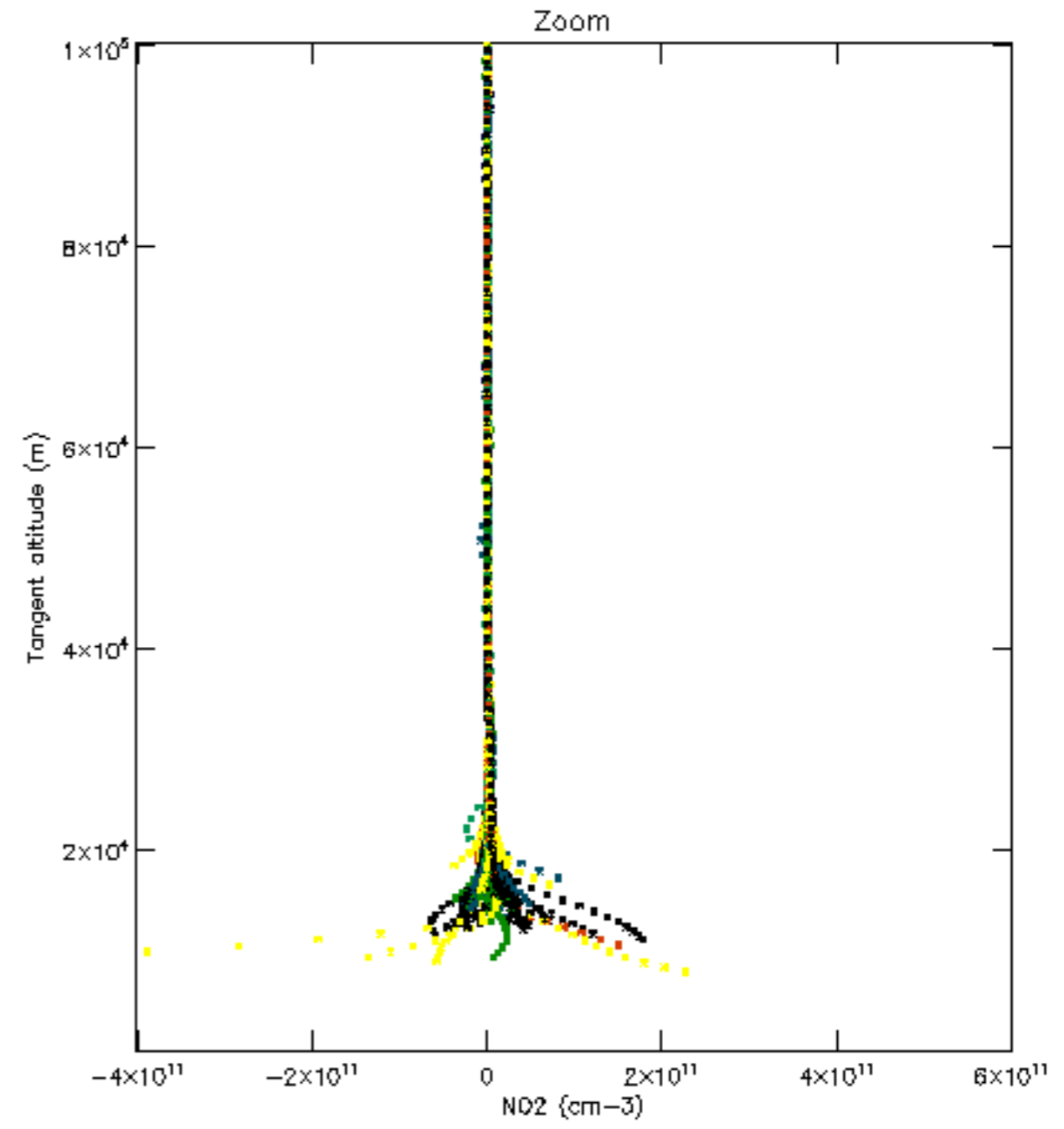
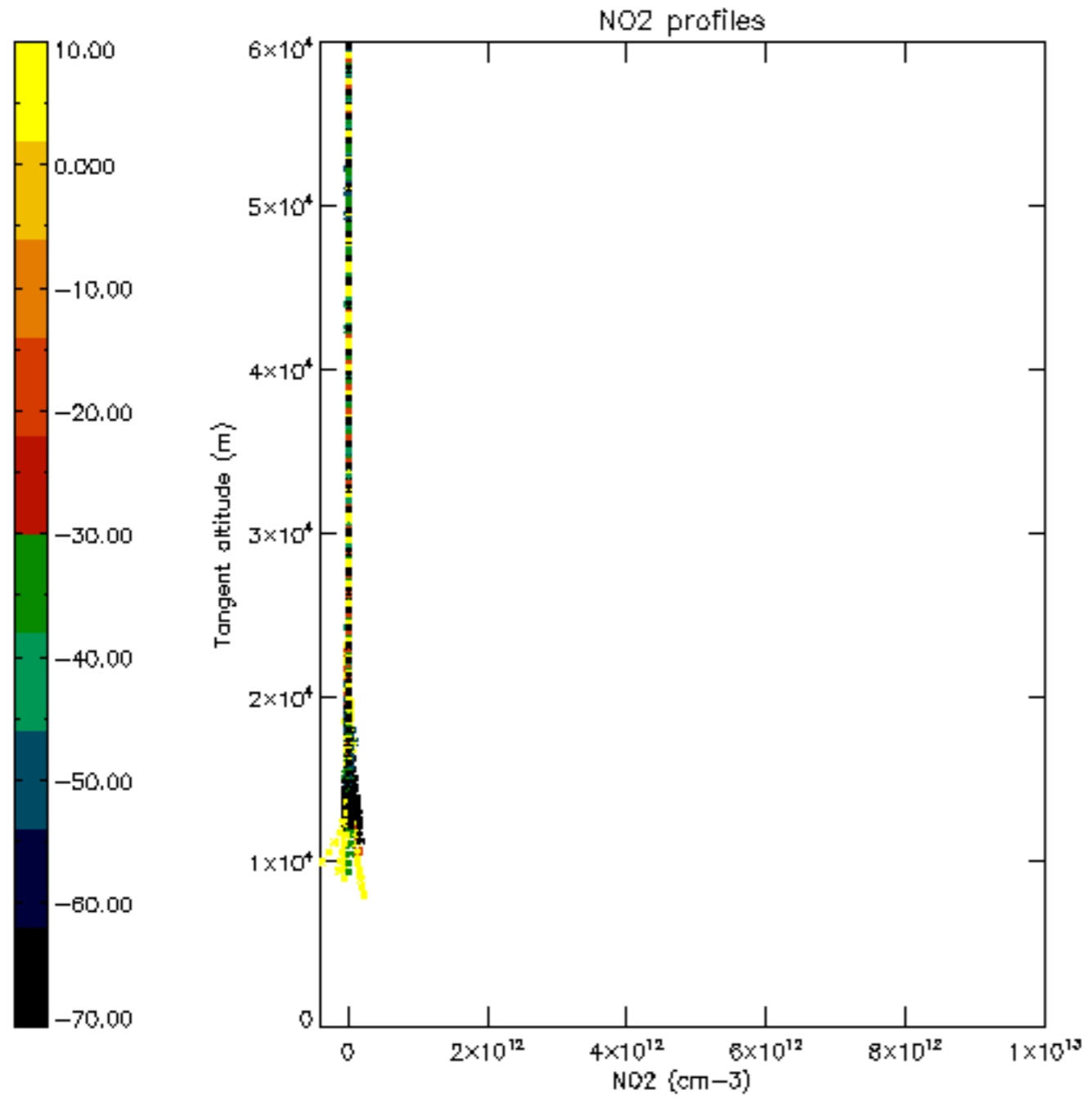


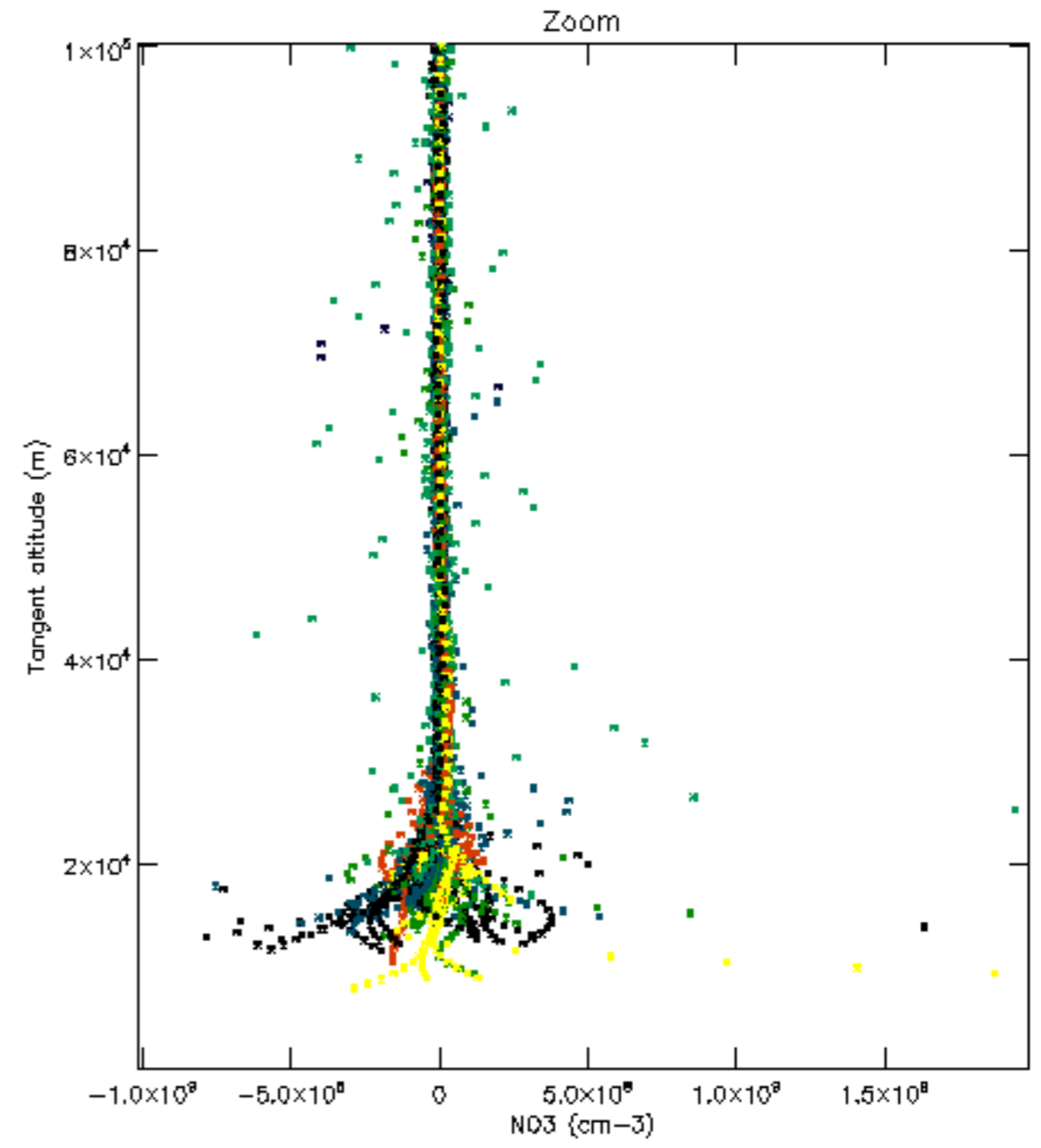
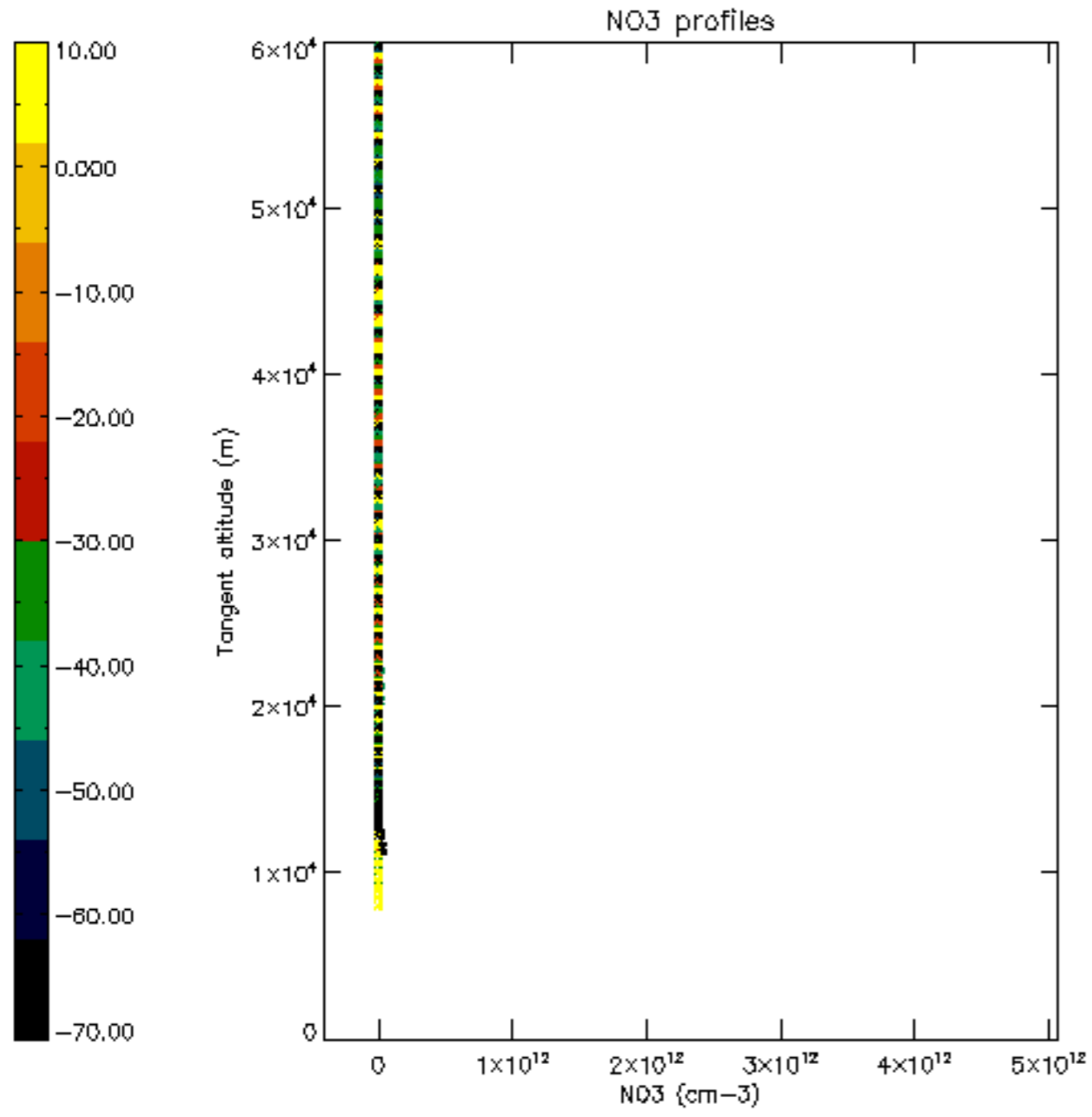


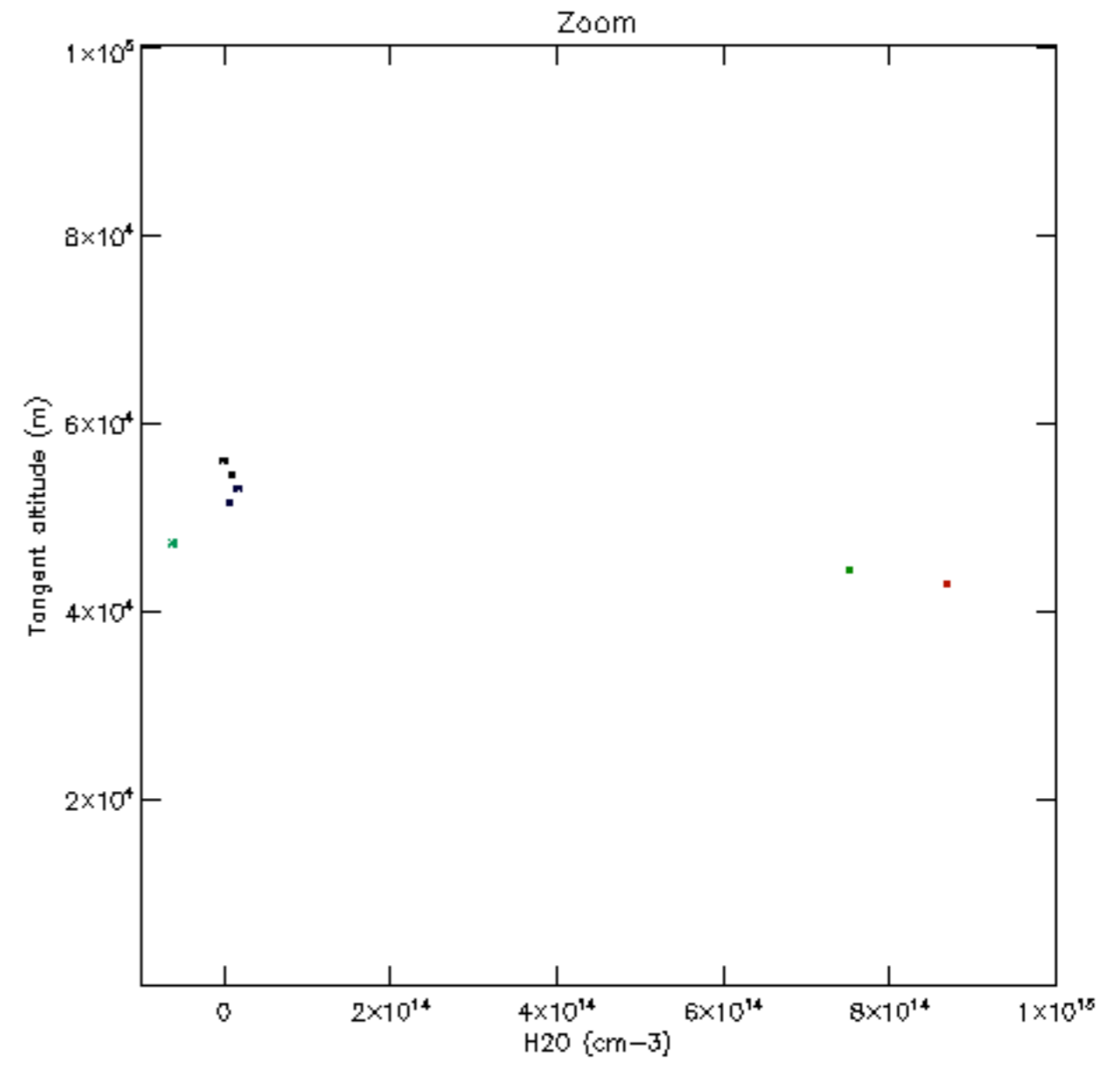
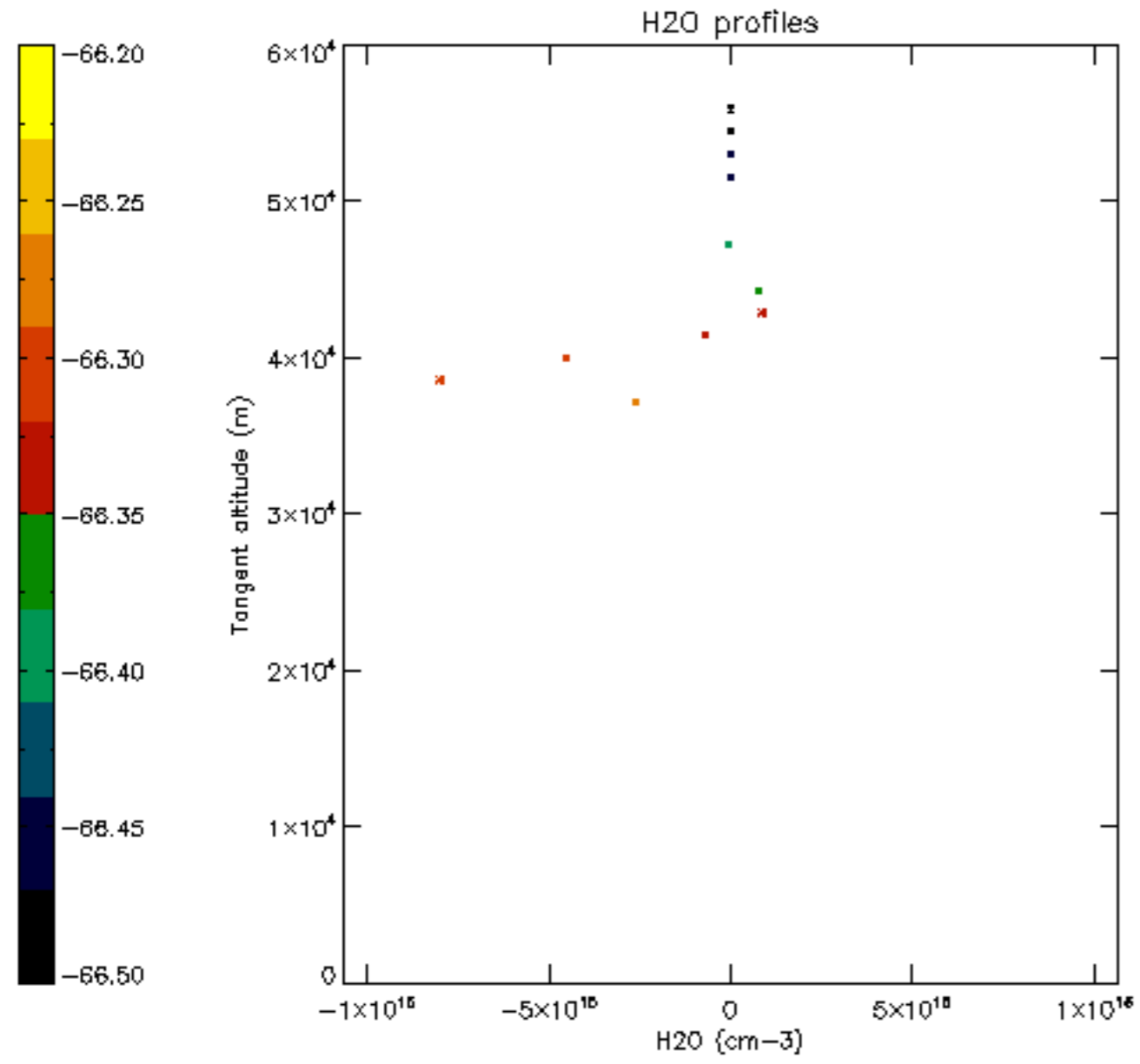


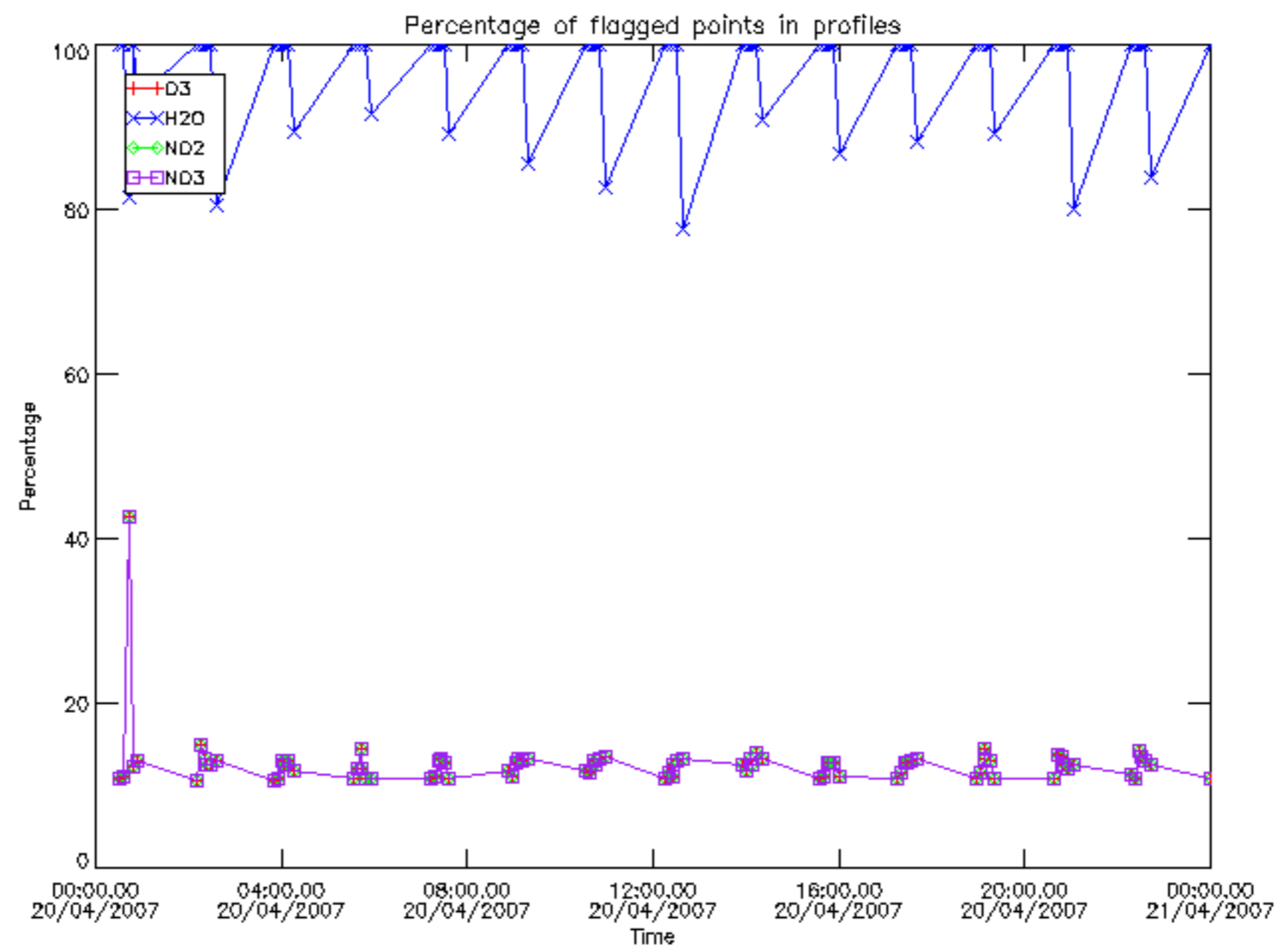




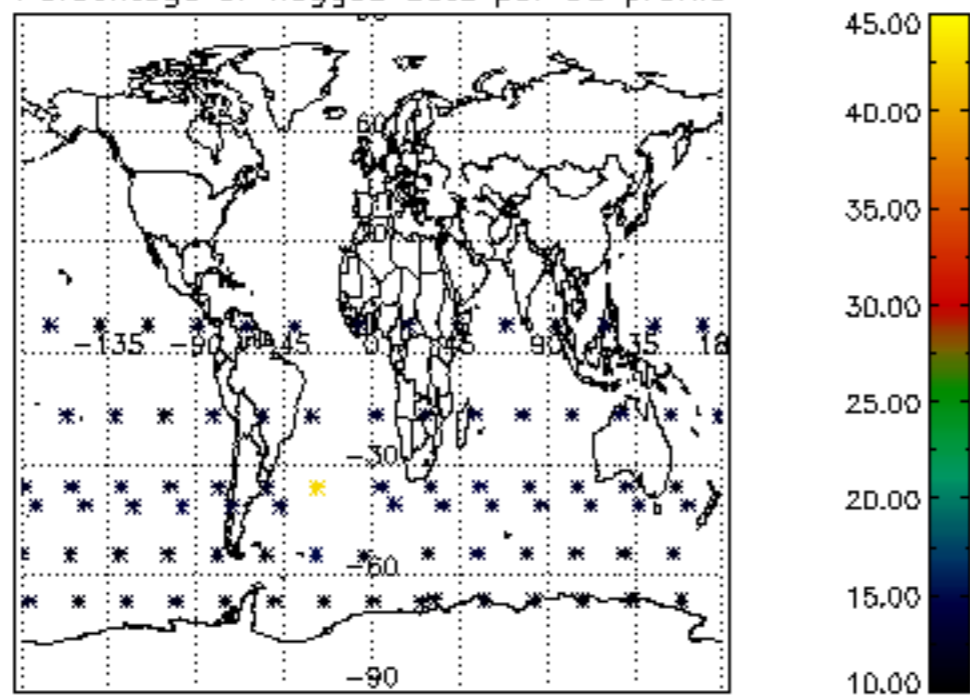




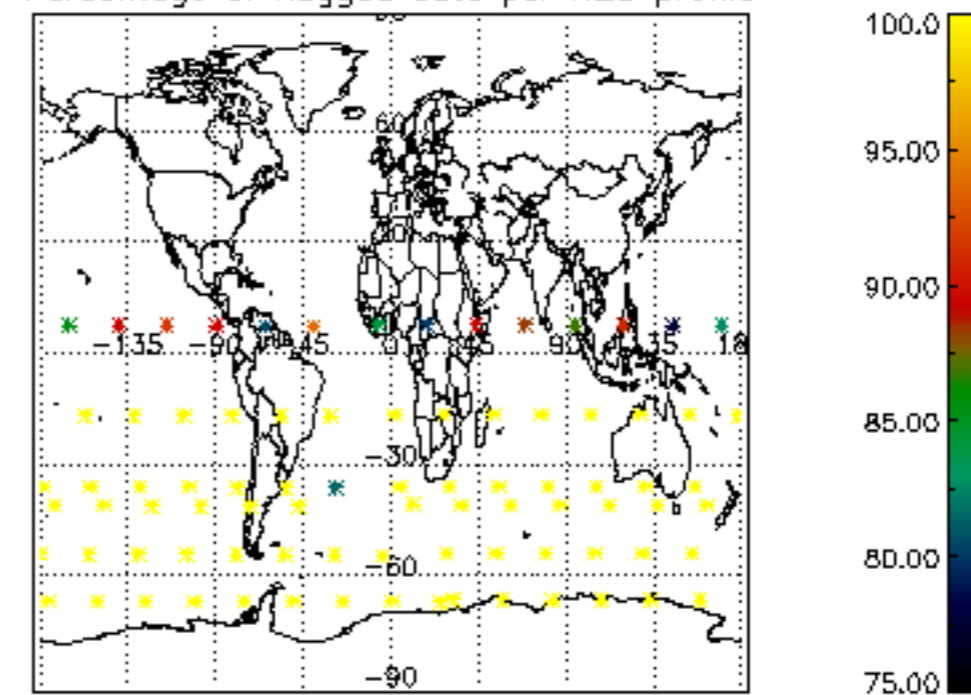




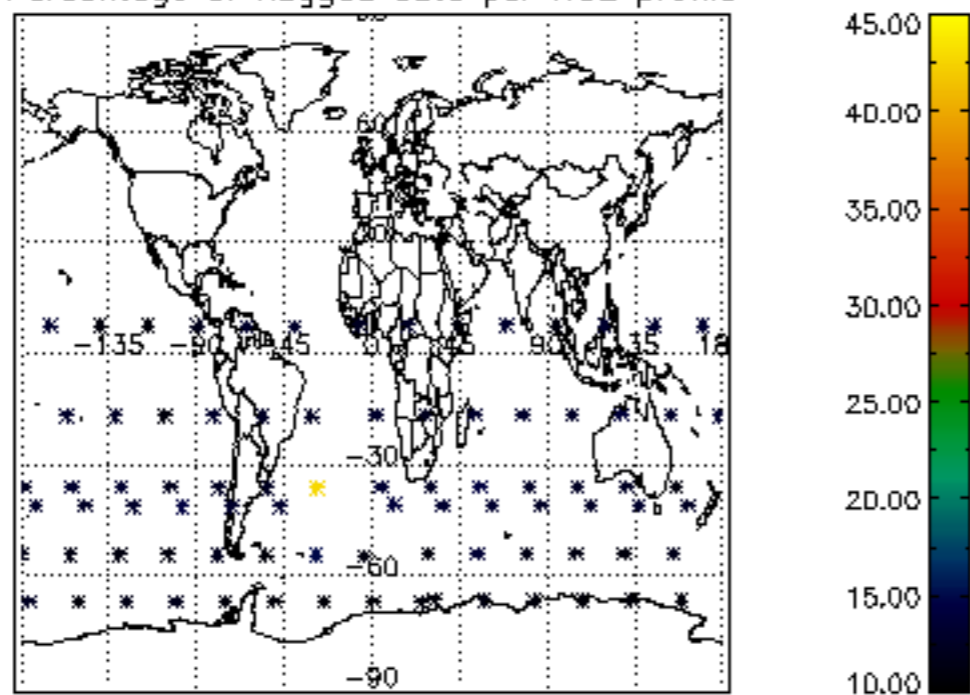
Percentage of flagged data per D3 profile



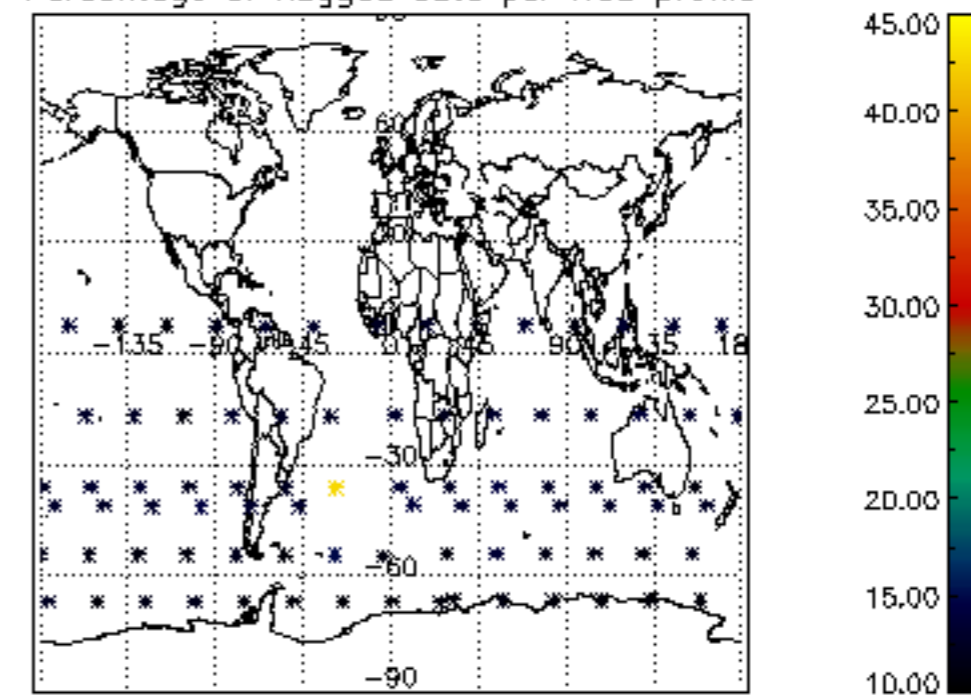
Percentage of flagged data per H2O profile

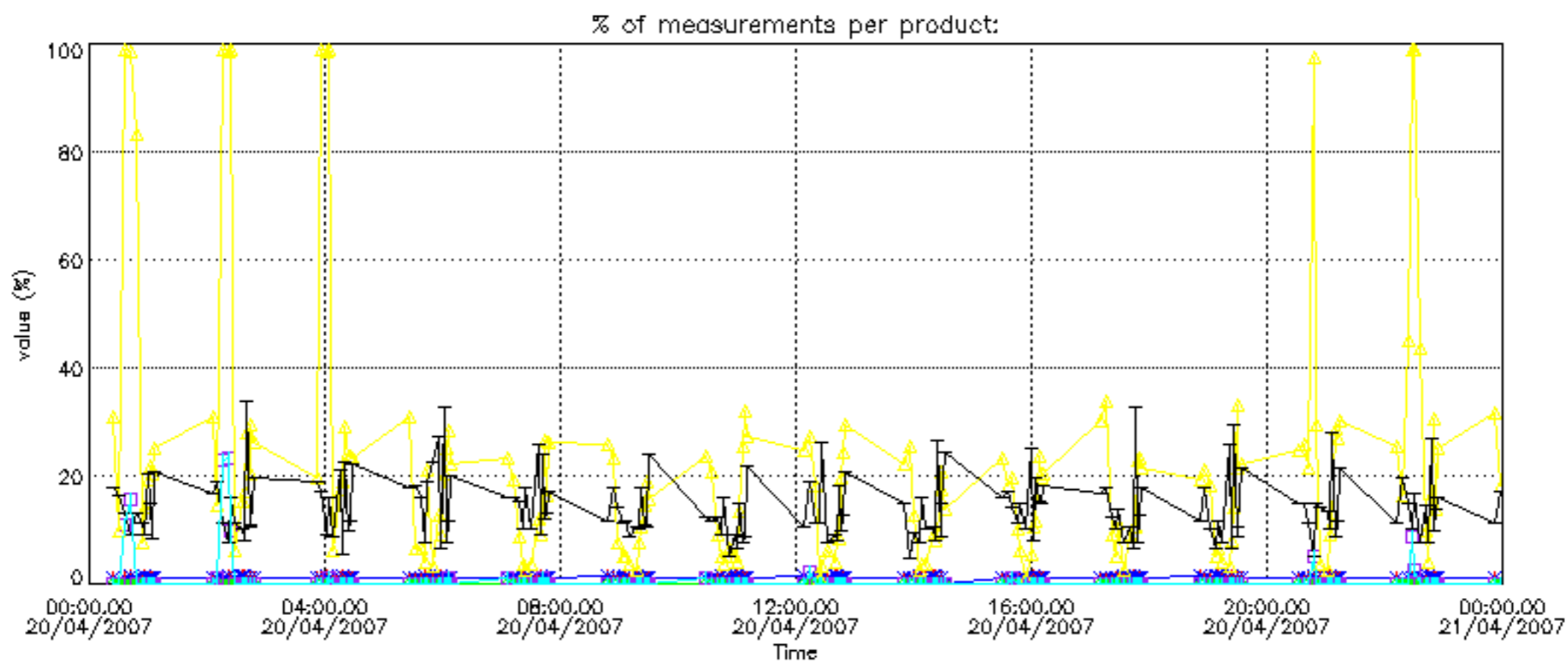


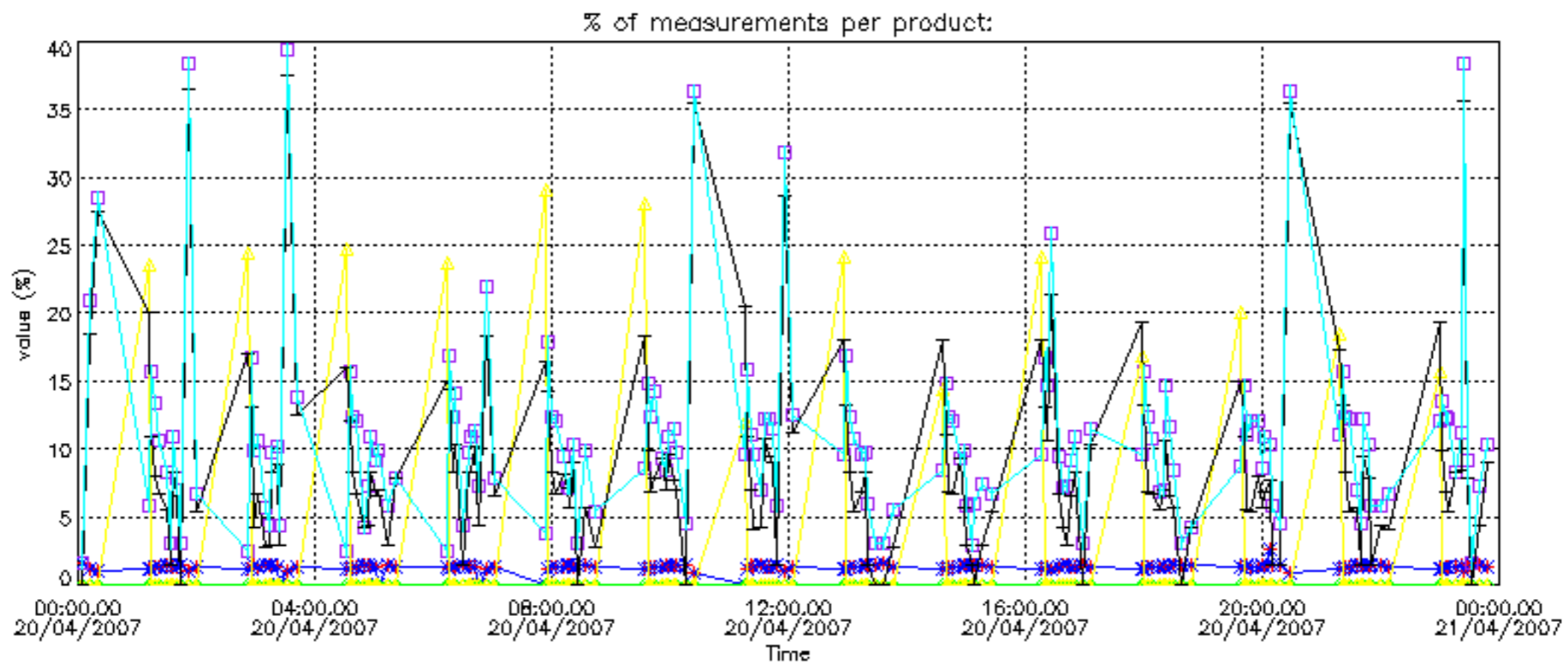
Percentage of flagged data per NO2 profile



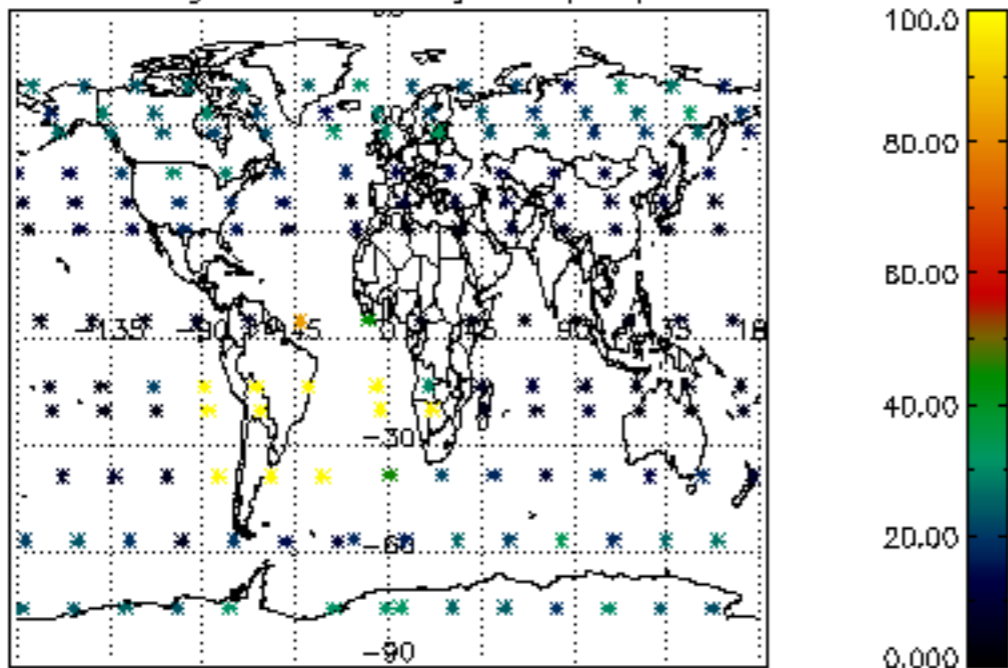
Percentage of flagged data per NO3 profile



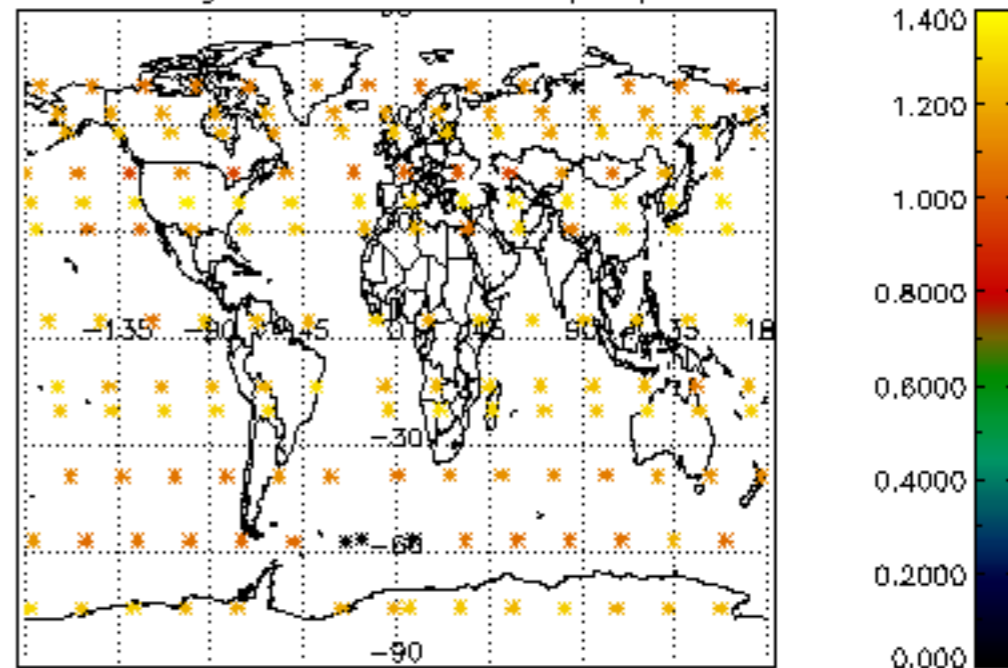




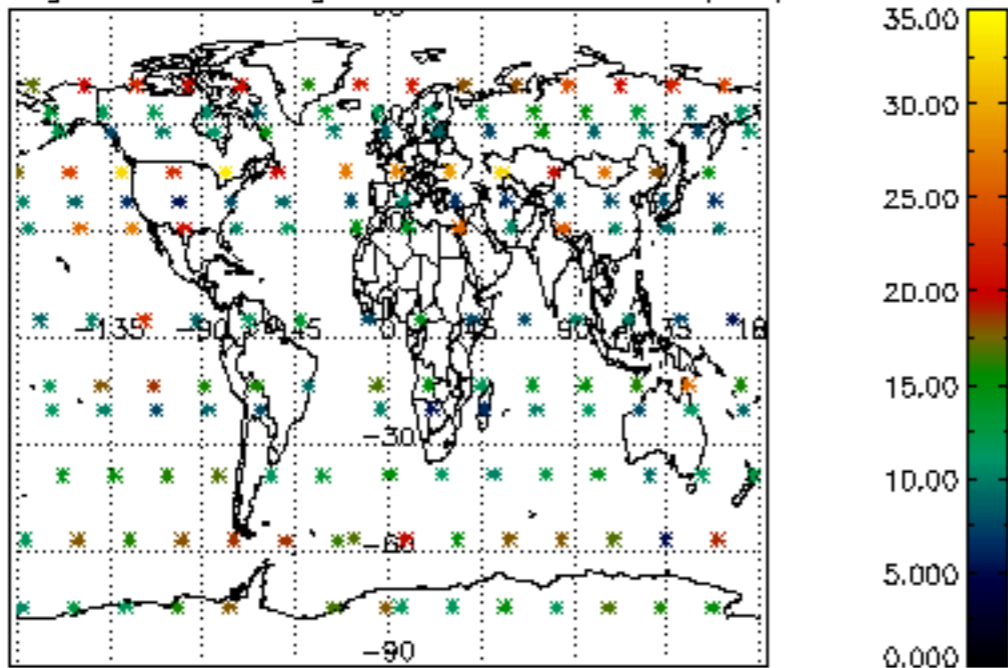
Percentage of cosmic ray hits per profile



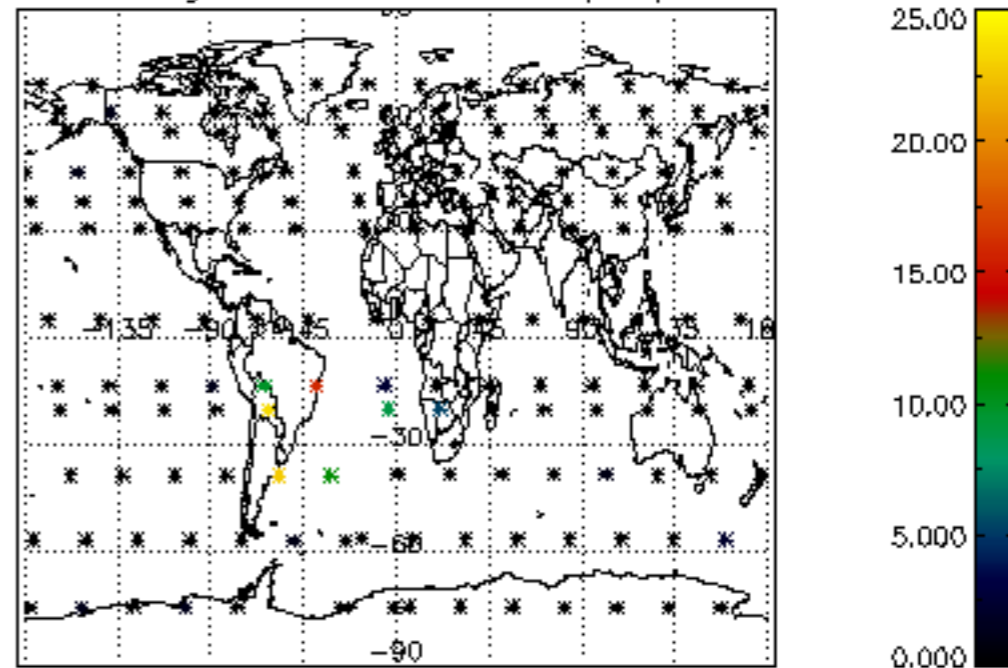
Percentage of datation errors per profile



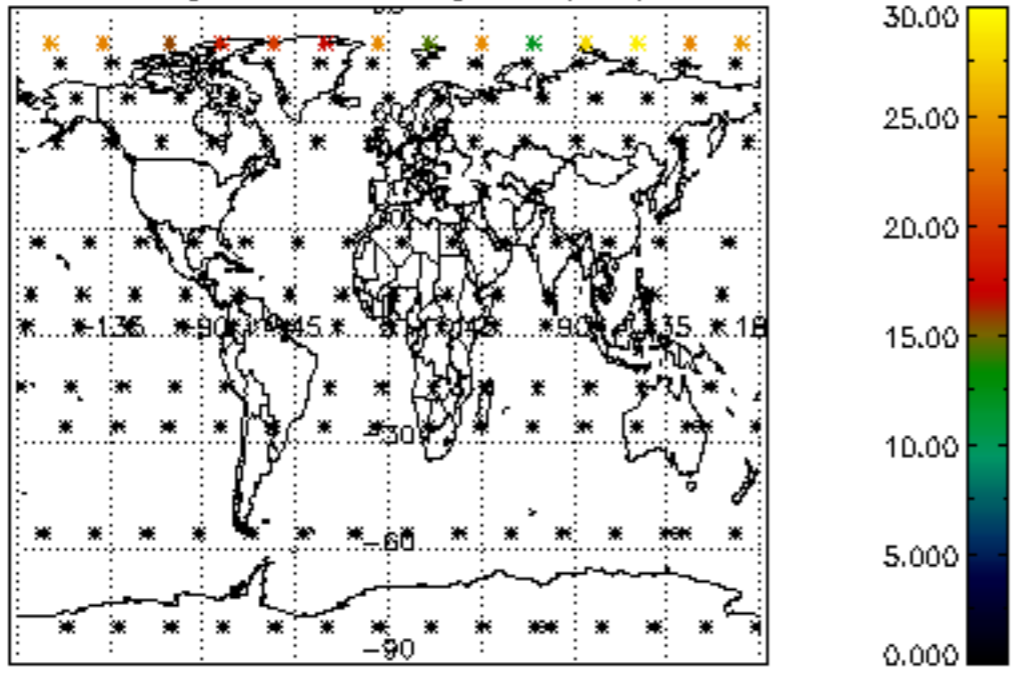
Percentage of star falling outside central band per profile



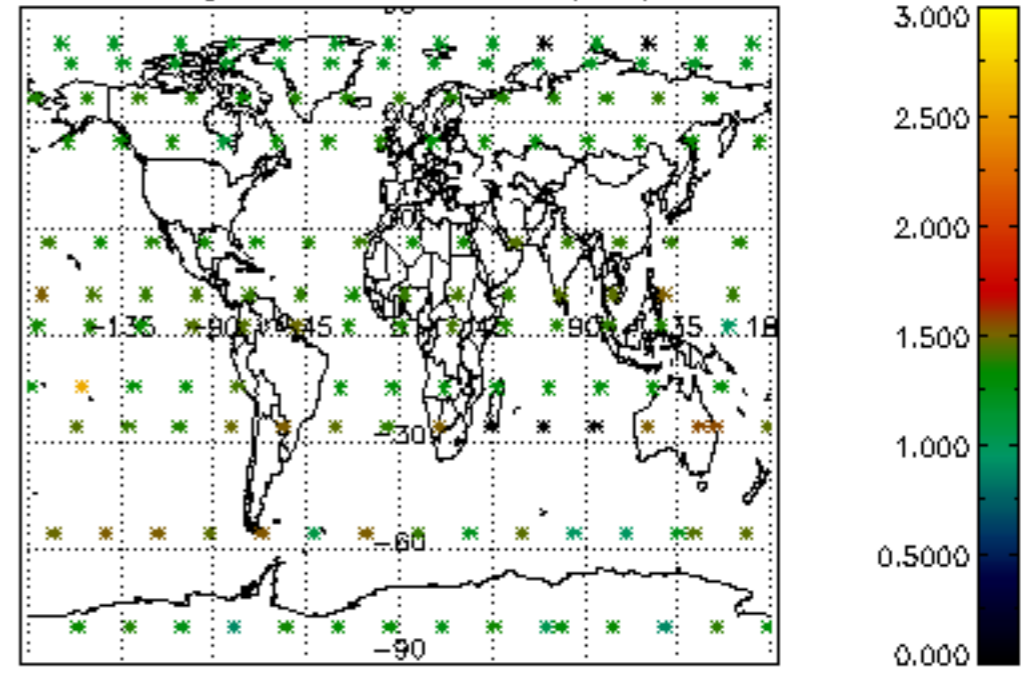
Percentage of saturation errors per profile



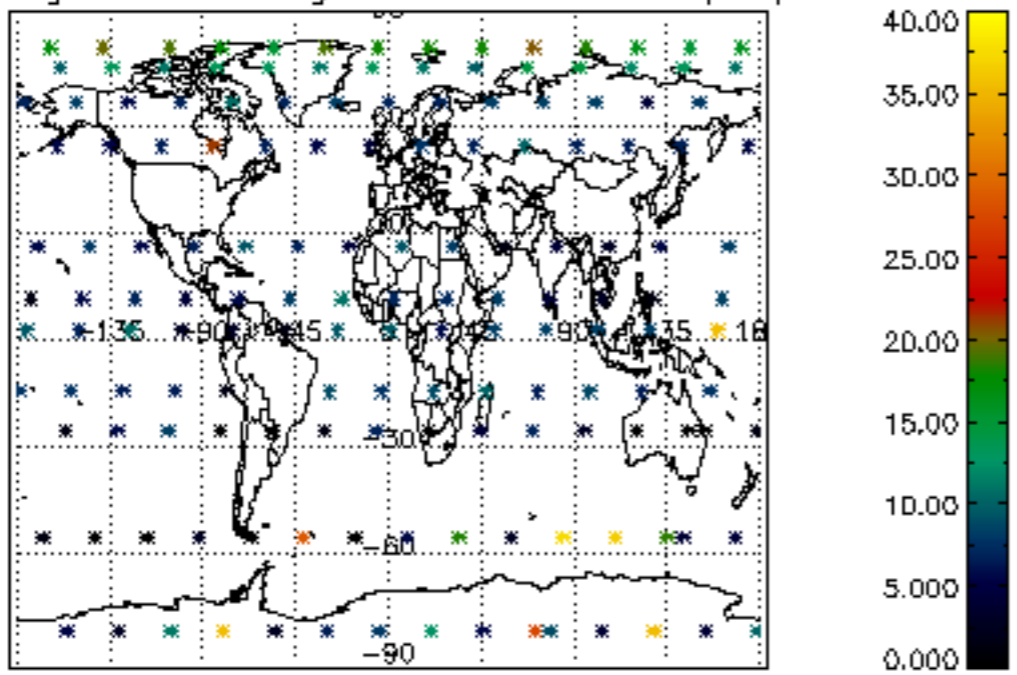
Percentage of cosmic ray hits per profile



Percentage of datation errors per profile



Percentage of star falling outside central band per profile



Percentage of saturation errors per profile

