

GOMOS Level 2 Daily Report

SUMMARY

[1. General Info](#)

[2. Summary of processed GOM_NL_2P products](#)

[3. Level 2 Quality information per product](#)

[3.1 Plot of level 2 quality information per product \(time dependant\)](#)

[3.2 Plot of level 2 quality information per product \(world map\)](#)

[4. Level 1 Quality information per product \(stored on level 2 products\)](#)

[4.1 Plot of level 1 quality information per product \(time dependant\)](#)

[4.1.1 Plot of level 1 quality information per product \(time dependant\): ASCENDING](#)

[4.1.2 Plot of level 1 quality information per product \(time dependant\): DESCENDING](#)

[4.2 Plot of level 1 quality information per product \(world map\)](#)

[4.2.1 Plot of level 1 quality information per product \(world map\): ASCENDING](#)

[4.2.2 Plot of level 1 quality information per product \(world map\): DESCENDING](#)

[5. Ozone profiles based on quality statistics and other trace gas profiles](#)

[5.1 Ozone statistics based on quality of products](#)

[5.2 Plot ozone profiles for all STD \(dark without errors\)](#)

[5.3 Plot ozone profiles where STD < 20% \(dark without errors\)](#)

[5.4. Plot ozone profiles where STD < 10% \(dark without errors\)](#)

[5.5. Plot ozone profiles where STD < 5% \(dark without errors\)](#)

[5.6 Plot NO2 profiles for all STD \(dark without errors\)](#)

[5.7 Plot NO3 profiles for all STD \(dark without errors\)](#)

[5.8 Plot H2O profiles \(only for occultations of stars 1,2,3,4,13,14,16,26,63 dark without errors\) for all STD](#)

[6. Auxiliary Data Files used for the production reported in section 2](#)

This report presents the daily analysis on parameters extracted from GOMOS level 2 data (GOM_NL__2P). It is intended to monitor some important parameters that will impact the quality of these products. A list of level 2 products (and content) that have arrived during the reporting day to the PCF is also given.

| Item | Value |
|---------------------------|---------------------------------|
| Time of report generation | 22APR2013 18:35:27 |
| Data source version | GOMOS/6.01 |
| Start time of products | 18-04-2007 (18APR2007 00:00:00) |
| Stop time of products | 19-04-2007 (19APR2007 00:00:00) |
| Store outputs in DB | Yes |
| Nb of level 2 prods | 324 |
| Nb of prods with errors | 0 |

2. Summary of processed GOM_NL__2P products.

| Nr | Filename | UTC Start time | Limb | Duration | Star Id | Star Name | Star Mag | Star Temp | Nb Meas | Orbit | Prod. error |
|----|--|----------------------|--------------------|----------|---------|-----------|-----------|-----------|---------|-------|-------------|
| 1 | GOM_NL__2PRFIN20070418_000959_000000402057_00217_26824_0881.N1 | 18-APR-2007 00:09:59 | Dark | 39.500 | 45 | Alp Pav | 1.9400 | 26000. | 79 | 26824 | No |
| 2 | GOM_NL__2PRFIN20070418_001717_000000412057_00217_26824_0882.N1 | 18-APR-2007 00:17:17 | Dark | 41.000 | 43 | Alp TrA | 1.9100 | 4250.0 | 82 | 26824 | No |
| 3 | GOM_NL__2PRFIN20070418_001924_000000382057_00217_26824_0883.N1 | 18-APR-2007 00:19:24 | Straylight | 38.000 | 134 | Bet TrA | 2.8100 | 6600.0 | 76 | 26824 | No |
| 4 | GOM_NL__2PRFIN20070418_002145_000000472057_00217_26824_0884.N1 | 18-APR-2007 00:21:45 | Straylight | 47.000 | 4 | Alp1Cen | -0.010000 | 5800.0 | 94 | 26824 | No |
| 5 | GOM_NL__2PRFIN20070418_002458_000000392057_00217_26824_0885.N1 | 18-APR-2007 00:24:58 | Straylight | 39.000 | 78 | Alp Lup | 2.3040 | 28000. | 78 | 26824 | No |
| 6 | GOM_NL__2PRFIN20070418_002634_000000422057_00217_26824_0886.N1 | 18-APR-2007 00:26:34 | Straylight | 42.000 | 81 | Eta Cen | 2.3560 | 28000. | 84 | 26824 | No |
| 7 | GOM_NL__2PRFIN20070418_002853_000000462057_00217_26824_0887.N1 | 18-APR-2007 00:28:53 | Straylight | 46.000 | 54 | 5The Cen | 2.0550 | 4500.0 | 92 | 26824 | No |
| 8 | GOM_NL__2PRFIN20070418_003357_000000422057_00217_26824_0888.N1 | 18-APR-2007 00:33:57 | Twilight_and_stray | 41.500 | 106 | 9Bet Crv | 2.6480 | 5600.0 | 83 | 26824 | No |
| 9 | GOM_NL__2PRFIN20070418_003546_000000372057_00217_26824_0889.N1 | 18-APR-2007 00:35:46 | Bright | 37.000 | 100 | 4Gam Crv | 2.5800 | 13100. | 74 | 26824 | No |
| 10 | GOM_NL__2PRFIN20070418_003707_000000442057_00217_26824_0890.N1 | 18-APR-2007 00:37:07 | Bright | 44.000 | 15 | 67Alp Vir | 0.97600 | 28000. | 88 | 26824 | No |
| 11 | GOM_NL__2PRFIN20070418_004010_000000382057_00217_26824_0891.N1 | 18-APR-2007 00:40:10 | Bright | 37.500 | 121 | 29Gam Vir | 2.7400 | 7200.0 | 75 | 26824 | No |
| 12 | GOM_NL__2PRFIN20070418_004352_000000382057_00217_26824_0892.N1 | 18-APR-2007 00:43:52 | Bright | 38.000 | 138 | 47Eps Vir | 2.8280 | 4700.0 | 76 | 26824 | No |
| 13 | GOM_NL__2PRFIN20070418_005156_000000362057_00217_26824_0893.N1 | 18-APR-2007 00:51:56 | Bright | 36.000 | 152 | 12Alp2CVn | 2.8900 | 11000. | 72 | 26824 | No |
| 14 | GOM_NL__2PRFIN20070418_005552_000000342057_00217_26824_0894.N1 | 18-APR-2007 00:55:52 | Bright | 33.500 | 87 | 64Gam UMa | 2.4330 | 11000. | 67 | 26824 | No |
| 15 | GOM_NL__2PRFIN20070418_005816_000000352057_00217_26824_0895.N1 | 18-APR-2007 00:58:16 | Bright | 35.000 | 36 | 50Alp UMa | 1.8000 | 6300.0 | 70 | 26824 | No |
| 16 | GOM_NL__2PRFIN20070418_010319_000000382057_00217_26824_0896.N1 | 18-APR-2007 01:03:19 | Bright | 38.000 | 60 | 7Bet UMi | 2.0810 | 3950.0 | 76 | 26824 | No |
| 17 | GOM_NL__2PRFIN20070418_010616_000000332057_00217_26824_0897.N1 | 18-APR-2007 01:06:16 | Bright | 32.500 | 49 | 1Alp UMi | 1.9900 | 6300.0 | 65 | 26824 | No |
| 18 | GOM_NL__2PRFIN20070418_011327_000000402057_00217_26824_0898.N1 | 18-APR-2007 01:13:27 | Bright | 39.500 | 89 | 5Alp Cep | 2.4510 | 8000.0 | 79 | 26824 | No |
| 19 | GOM_NL__2PRFIN20070418_012332_000000382057_00217_26824_0899.N1 | 18-APR-2007 01:23:32 | Bright | 37.500 | 164 | 44Eta Peg | 2.9480 | 5400.0 | 75 | 26824 | No |
| 20 | GOM_NL__2PRFIN20070418_013313_000000472057_00217_26824_0900.N1 | 18-APR-2007 01:33:13 | Dark | 46.500 | 162 | 34Alp Aqr | 2.9440 | 5350.0 | 93 | 26824 | No |
| 21 | GOM_NL__2PRFIN20070418_013819_000000452057_00217_26824_0901.N1 | 18-APR-2007 01:38:19 | Dark | 45.000 | 142 | 49Del Cap | 2.8500 | 8900.0 | 90 | 26824 | No |
| 22 | GOM_NL__2PRFIN20070418_014533_000000382057_00217_26824_0902.N1 | 18-APR-2007 01:45:33 | Dark | 37.500 | 31 | Alp Gru | 1.7340 | 15200. | 75 | 26824 | No |
| 23 | GOM_NL__2PRFIN20070418_015035_000000402057_00218_26825_0897.N1 | 18-APR-2007 01:50:35 | Dark | 39.500 | 45 | Alp Pav | 1.9400 | 26000. | 79 | 26825 | No |
| 24 | GOM_NL__2PRFIN20070418_015753_000000442057_00218_26825_0898.N1 | 18-APR-2007 01:57:53 | Dark | 43.500 | 43 | Alp TrA | 1.9100 | 4250.0 | 87 | 26825 | No |
| 25 | GOM_NL__2PRFIN20070418_020000_000000402057_00218_26825_0899.N1 | 18-APR-2007 02:00:00 | Straylight | 39.500 | 134 | Bet TrA | 2.8100 | 6600.0 | 79 | 26825 | No |
| 26 | GOM_NL__2PRFIN20070418_020222_000000452057_00218_26825_0900.N1 | 18-APR-2007 02:02:22 | Straylight | 45.000 | 4 | Alp1Cen | -0.010000 | 5800.0 | 90 | 26825 | No |
| 27 | GOM_NL__2PRFIN20070418_020535_000000412057_00218_26825_0901.N1 | 18-APR-2007 02:05:35 | Straylight | 41.000 | 78 | Alp Lup | 2.3040 | 28000. | 82 | 26825 | No |
| 28 | GOM_NL__2PRFIN20070418_020710_000000422057_00218_26825_0902.N1 | 18-APR-2007 02:07:10 | Straylight | 42.000 | 81 | Eta Cen | 2.3560 | 28000. | 84 | 26825 | No |
| 29 | GOM_NL__2PRFIN20070418_020930_000000462057_00218_26825_0903.N1 | 18-APR-2007 02:09:30 | Straylight | 45.500 | 54 | 5The Cen | 2.0550 | 4500.0 | 91 | 26825 | No |
| 30 | GOM_NL__2PRFIN20070418_021433_000000432057_00218_26825_0904.N1 | 18-APR-2007 02:14:33 | Twilight_and_stray | 42.500 | 106 | 9Bet Crv | 2.6480 | 5600.0 | 85 | 26825 | No |
| 31 | GOM_NL__2PRFIN20070418_021622_000000372057_00218_26825_0905.N1 | 18-APR-2007 02:16:22 | Bright | 36.500 | 100 | 4Gam Crv | 2.5800 | 13100. | 73 | 26825 | No |
| 32 | GOM_NL__2PRFIN20070418_021743_000000412057_00218_26825_0906.N1 | 18-APR-2007 02:17:43 | Bright | 40.500 | 15 | 67Alp Vir | 0.97600 | 28000. | 81 | 26825 | No |
| 33 | GOM_NL__2PRFIN20070418_022046_000000372057_00218_26825_0907.N1 | 18-APR-2007 02:20:46 | Bright | 36.500 | 121 | 29Gam Vir | 2.7400 | 7200.0 | 73 | 26825 | No |
| 34 | GOM_NL__2PRFIN20070418_022428_000000382057_00218_26825_0908.N1 | 18-APR-2007 02:24:28 | Bright | 38.000 | 138 | 47Eps Vir | 2.8280 | 4700.0 | 76 | 26825 | No |
| 35 | GOM_NL__2PRFIN20070418_023231_000000372057_00218_26825_0909.N1 | 18-APR-2007 02:32:31 | Bright | 36.500 | 152 | 12Alp2CVn | 2.8900 | 11000. | 73 | 26825 | No |
| 36 | GOM_NL__2PRFIN20070418_023628_000000352057_00218_26825_0910.N1 | 18-APR-2007 02:36:28 | Bright | 34.500 | 87 | 64Gam UMa | 2.4330 | 11000. | 69 | 26825 | No |
| 37 | GOM_NL__2PRFIN20070418_023852_000000352057_00218_26825_0911.N1 | 18-APR-2007 02:38:52 | Bright | 35.000 | 36 | 50Alp UMa | 1.8000 | 6300.0 | 70 | 26825 | No |
| 38 | GOM_NL__2PRFIN20070418_024354_000000392057_00218_26825_0912.N1 | 18-APR-2007 02:43:54 | Bright | 38.500 | 60 | 7Bet UMi | 2.0810 | 3950.0 | 77 | 26825 | No |
| 39 | GOM_NL__2PRFIN20070418_024652_000000322057_00218_26825_0913.N1 | 18-APR-2007 02:46:52 | Bright | 32.000 | 49 | 1Alp UMi | 1.9900 | 6300.0 | 64 | 26825 | No |
| 40 | GOM_NL__2PRFIN20070418_025403_000000392057_00218_26825_0914.N1 | 18-APR-2007 02:54:03 | Bright | 38.500 | 89 | 5Alp Cep | 2.4510 | 8000.0 | 77 | 26825 | No |
| 41 | GOM_NL__2PRFIN20070418_030408_000000372057_00218_26825_0915.N1 | 18-APR-2007 03:04:08 | Bright | 36.500 | 164 | 44Eta Peg | 2.9480 | 5400.0 | 73 | 26825 | No |
| 42 | GOM_NL__2PRFIN20070418_031350_000000472057_00218_26825_0916.N1 | 18-APR-2007 03:13:50 | Dark | 47.000 | 162 | 34Alp Aqr | 2.9440 | 5350.0 | 94 | 26825 | No |

| | | | | | | | | | | | |
|-----|--|----------------------|---------------|--------|-----|-----------|-----------|--------|-----|-------|----|
| 43 | GOM_NL__2PRFIN20070418_031855_000000432057_00218_26825_0917.N1 | 18-APR-2007 03:18:55 | Dark | 42.500 | 142 | 49Del Cap | 2.8500 | 8900.0 | 85 | 26825 | No |
| 44 | GOM_NL__2PRFIN20070418_032409_000000382057_00218_26825_0918.N1 | 18-APR-2007 03:24:09 | Dark | 37.500 | 172 | Gam Gru | 3.0030 | 13100. | 75 | 26825 | No |
| 45 | GOM_NL__2PRFIN20070418_032609_000000372057_00218_26825_0919.N1 | 18-APR-2007 03:26:09 | Dark | 37.000 | 31 | Alp Gru | 1.7340 | 15200. | 74 | 26825 | No |
| 46 | GOM_NL__2PRFIN20070418_033112_000000392057_00219_26826_0912.N1 | 18-APR-2007 03:31:12 | Dark | 38.500 | 45 | Alp Pav | 1.9400 | 26000. | 77 | 26826 | No |
| 47 | GOM_NL__2PRFIN20070418_033830_000000402057_00219_26826_0913.N1 | 18-APR-2007 03:38:30 | Dark | 39.500 | 43 | Alp TrA | 1.9100 | 4250.0 | 79 | 26826 | No |
| 48 | GOM_NL__2PRFIN20070418_034037_000000382057_00219_26826_0914.N1 | 18-APR-2007 03:40:37 | Straylight | 38.000 | 134 | Bet TrA | 2.8100 | 6600.0 | 76 | 26826 | No |
| 49 | GOM_NL__2PRFIN20070418_034258_000000442057_00219_26826_0915.N1 | 18-APR-2007 03:42:58 | Straylight | 43.500 | 4 | Alp1Cen | -0.010000 | 5800.0 | 87 | 26826 | No |
| 50 | GOM_NL__2PRFIN20070418_034611_000000412057_00219_26826_0916.N1 | 18-APR-2007 03:46:11 | Straylight | 40.500 | 78 | Alp Lup | 2.3040 | 28000. | 81 | 26826 | No |
| 51 | GOM_NL__2PRFIN20070418_034746_000000432057_00219_26826_0917.N1 | 18-APR-2007 03:47:46 | Straylight | 42.500 | 81 | Eta Cen | 2.3560 | 28000. | 85 | 26826 | No |
| 52 | GOM_NL__2PRFIN20070418_035006_000000472057_00219_26826_0918.N1 | 18-APR-2007 03:50:06 | Straylight | 46.500 | 54 | 5The Cen | 2.0550 | 4500.0 | 93 | 26826 | No |
| 53 | GOM_NL__2PRFIN20070418_035509_000000412057_00219_26826_0919.N1 | 18-APR-2007 03:55:09 | TwI_and_stray | 40.500 | 106 | 9Bet Crv | 2.6480 | 5600.0 | 81 | 26826 | No |
| 54 | GOM_NL__2PRFIN20070418_035658_000000372057_00219_26826_0920.N1 | 18-APR-2007 03:56:58 | Bright | 36.500 | 100 | 4Gam Crv | 2.5800 | 13100. | 73 | 26826 | No |
| 55 | GOM_NL__2PRFIN20070418_035819_000000432057_00219_26826_0921.N1 | 18-APR-2007 03:58:19 | Bright | 42.500 | 15 | 67Alp Vir | 0.97600 | 28000. | 85 | 26826 | No |
| 56 | GOM_NL__2PRFIN20070418_040122_000000372057_00219_26826_0922.N1 | 18-APR-2007 04:01:22 | Bright | 36.500 | 121 | 29Gam Vir | 2.7400 | 7200.0 | 73 | 26826 | No |
| 57 | GOM_NL__2PRFIN20070418_040504_000000392057_00219_26826_0923.N1 | 18-APR-2007 04:05:04 | Bright | 38.500 | 138 | 47Eps Vir | 2.8280 | 4700.0 | 77 | 26826 | No |
| 58 | GOM_NL__2PRFIN20070418_041307_000000372057_00219_26826_0924.N1 | 18-APR-2007 04:13:07 | Bright | 36.500 | 152 | 12Alp2CVn | 2.8900 | 11000. | 73 | 26826 | No |
| 59 | GOM_NL__2PRFIN20070418_041704_000000362057_00219_26826_0925.N1 | 18-APR-2007 04:17:04 | Bright | 36.000 | 87 | 64Gam UMa | 2.4330 | 11000. | 72 | 26826 | No |
| 60 | GOM_NL__2PRFIN20070418_041928_000000372057_00219_26826_0926.N1 | 18-APR-2007 04:19:28 | Bright | 36.500 | 36 | 50Alp UMa | 1.8000 | 6300.0 | 73 | 26826 | No |
| 61 | GOM_NL__2PRFIN20070418_042430_000000402057_00219_26826_0927.N1 | 18-APR-2007 04:24:30 | Bright | 39.500 | 60 | 7Bet UMi | 2.0810 | 3950.0 | 79 | 26826 | No |
| 62 | GOM_NL__2PRFIN20070418_042728_000000352057_00219_26826_0928.N1 | 18-APR-2007 04:27:28 | Bright | 35.000 | 49 | 1Alp UMi | 1.9900 | 6300.0 | 70 | 26826 | No |
| 63 | GOM_NL__2PRFIN20070418_043439_000000392057_00219_26826_0929.N1 | 18-APR-2007 04:34:39 | Bright | 38.500 | 89 | 5Alp Cep | 2.4510 | 8000.0 | 77 | 26826 | No |
| 64 | GOM_NL__2PRFIN20070418_044444_000000542057_00219_26826_0930.N1 | 18-APR-2007 04:44:44 | Bright | 54.000 | 164 | 44Eta Peg | 2.9480 | 5400.0 | 108 | 26826 | No |
| 65 | GOM_NL__2PRFIN20070418_045426_000000472057_00219_26826_0931.N1 | 18-APR-2007 04:54:26 | Dark | 46.500 | 162 | 34Alp Aqr | 2.9440 | 5350.0 | 93 | 26826 | No |
| 66 | GOM_NL__2PRFIN20070418_045932_000000442057_00219_26826_0932.N1 | 18-APR-2007 04:59:32 | Dark | 43.500 | 142 | 49Del Cap | 2.8500 | 8900.0 | 87 | 26826 | No |
| 67 | GOM_NL__2PRFIN20070418_050446_000000412057_00219_26826_0933.N1 | 18-APR-2007 05:04:46 | Dark | 40.500 | 172 | Gam Gru | 3.0030 | 13100. | 81 | 26826 | No |
| 68 | GOM_NL__2PRFIN20070418_050646_000000432057_00219_26826_0934.N1 | 18-APR-2007 05:06:46 | Dark | 43.000 | 31 | Alp Gru | 1.7340 | 15200. | 86 | 26826 | No |
| 69 | GOM_NL__2PRFIN20070418_051148_000000412057_00220_26827_0923.N1 | 18-APR-2007 05:11:48 | Dark | 41.000 | 45 | Alp Pav | 1.9400 | 26000. | 82 | 26827 | No |
| 70 | GOM_NL__2PRFIN20070418_051906_000000392057_00220_26827_0924.N1 | 18-APR-2007 05:19:06 | Dark | 39.000 | 43 | Alp TrA | 1.9100 | 4250.0 | 78 | 26827 | No |
| 71 | GOM_NL__2PRFIN20070418_052113_000000392057_00220_26827_0925.N1 | 18-APR-2007 05:21:13 | Straylight | 39.000 | 134 | Bet TrA | 2.8100 | 6600.0 | 78 | 26827 | No |
| 72 | GOM_NL__2PRFIN20070418_052335_000000422057_00220_26827_0926.N1 | 18-APR-2007 05:23:35 | Straylight | 42.000 | 4 | Alp1Cen | -0.010000 | 5800.0 | 84 | 26827 | No |
| 73 | GOM_NL__2PRFIN20070418_052647_000000412057_00220_26827_0927.N1 | 18-APR-2007 05:26:47 | Straylight | 40.500 | 78 | Alp Lup | 2.3040 | 28000. | 81 | 26827 | No |
| 74 | GOM_NL__2PRFIN20070418_052823_000000412057_00220_26827_0928.N1 | 18-APR-2007 05:28:23 | Straylight | 40.500 | 81 | Eta Cen | 2.3560 | 28000. | 81 | 26827 | No |
| 75 | GOM_NL__2PRFIN20070418_053042_000000452057_00220_26827_0929.N1 | 18-APR-2007 05:30:42 | Straylight | 44.500 | 54 | 5The Cen | 2.0550 | 4500.0 | 89 | 26827 | No |
| 76 | GOM_NL__2PRFIN20070418_053545_000000412057_00220_26827_0930.N1 | 18-APR-2007 05:35:45 | TwI_and_stray | 41.000 | 106 | 9Bet Crv | 2.6480 | 5600.0 | 82 | 26827 | No |
| 77 | GOM_NL__2PRFIN20070418_053735_000000362057_00220_26827_0931.N1 | 18-APR-2007 05:37:35 | Bright | 36.000 | 100 | 4Gam Crv | 2.5800 | 13100. | 72 | 26827 | No |
| 78 | GOM_NL__2PRFIN20070418_053855_000000422057_00220_26827_0932.N1 | 18-APR-2007 05:38:55 | Bright | 41.500 | 15 | 67Alp Vir | 0.97600 | 28000. | 83 | 26827 | No |
| 79 | GOM_NL__2PRFIN20070418_054158_000000382057_00220_26827_0933.N1 | 18-APR-2007 05:41:58 | Bright | 37.500 | 121 | 29Gam Vir | 2.7400 | 7200.0 | 75 | 26827 | No |
| 80 | GOM_NL__2PRFIN20070418_054540_000000392057_00220_26827_0934.N1 | 18-APR-2007 05:45:40 | Bright | 39.000 | 138 | 47Eps Vir | 2.8280 | 4700.0 | 78 | 26827 | No |
| 81 | GOM_NL__2PRFIN20070418_055343_000000362057_00220_26827_0935.N1 | 18-APR-2007 05:53:43 | Bright | 36.000 | 152 | 12Alp2CVn | 2.8900 | 11000. | 72 | 26827 | No |
| 82 | GOM_NL__2PRFIN20070418_055741_000000362057_00220_26827_0936.N1 | 18-APR-2007 05:57:41 | Bright | 35.500 | 87 | 64Gam UMa | 2.4330 | 11000. | 71 | 26827 | No |
| 83 | GOM_NL__2PRFIN20070418_060005_000000372057_00220_26827_0937.N1 | 18-APR-2007 06:00:05 | Bright | 36.500 | 36 | 50Alp UMa | 1.8000 | 6300.0 | 73 | 26827 | No |
| 84 | GOM_NL__2PRFIN20070418_060506_000000402057_00220_26827_0938.N1 | 18-APR-2007 06:05:06 | Bright | 39.500 | 60 | 7Bet UMi | 2.0810 | 3950.0 | 79 | 26827 | No |
| 85 | GOM_NL__2PRFIN20070418_060804_000000342057_00220_26827_0939.N1 | 18-APR-2007 06:08:04 | Bright | 34.000 | 49 | 1Alp UMi | 1.9900 | 6300.0 | 68 | 26827 | No |
| 86 | GOM_NL__2PRFIN20070418_061514_000000582057_00220_26827_0940.N1 | 18-APR-2007 06:15:14 | Bright | 58.000 | 89 | 5Alp Cep | 2.4510 | 8000.0 | 116 | 26827 | No |
| 87 | GOM_NL__2PRFIN20070418_062521_000000392057_00220_26827_0941.N1 | 18-APR-2007 06:25:21 | Bright | 38.500 | 164 | 44Eta Peg | 2.9480 | 5400.0 | 77 | 26827 | No |
| 88 | GOM_NL__2PRFIN20070418_063503_000000442057_00220_26827_0942.N1 | 18-APR-2007 06:35:03 | Dark | 43.500 | 162 | 34Alp Aqr | 2.9440 | 5350.0 | 87 | 26827 | No |
| 89 | GOM_NL__2PRFIN20070418_064008_000000442057_00220_26827_0943.N1 | 18-APR-2007 06:40:08 | Dark | 43.500 | 142 | 49Del Cap | 2.8500 | 8900.0 | 87 | 26827 | No |
| 90 | GOM_NL__2PRFIN20070418_064522_000000402057_00220_26827_0944.N1 | 18-APR-2007 06:45:22 | Dark | 39.500 | 172 | Gam Gru | 3.0030 | 13100. | 79 | 26827 | No |
| 91 | GOM_NL__2PRFIN20070418_064722_000000392057_00220_26827_0945.N1 | 18-APR-2007 06:47:22 | Dark | 39.000 | 31 | Alp Gru | 1.7340 | 15200. | 78 | 26827 | No |
| 92 | GOM_NL__2PRFIN20070418_065225_000000392057_00221_26828_0945.N1 | 18-APR-2007 06:52:25 | Dark | 38.500 | 45 | Alp Pav | 1.9400 | 26000. | 77 | 26828 | No |
| 93 | GOM_NL__2PRFIN20070418_065943_000000422057_00221_26828_0946.N1 | 18-APR-2007 06:59:43 | Dark | 41.500 | 43 | Alp TrA | 1.9100 | 4250.0 | 83 | 26828 | No |
| 94 | GOM_NL__2PRFIN20070418_070150_000000382057_00221_26828_0947.N1 | 18-APR-2007 07:01:50 | Straylight | 38.000 | 134 | Bet TrA | 2.8100 | 6600.0 | 76 | 26828 | No |
| 95 | GOM_NL__2PRFIN20070418_070411_000000522057_00221_26828_0948.N1 | 18-APR-2007 07:04:11 | Straylight | 52.000 | 4 | Alp1Cen | -0.010000 | 5800.0 | 104 | 26828 | No |
| 96 | GOM_NL__2PRFIN20070418_070724_000000432057_00221_26828_0949.N1 | 18-APR-2007 07:07:24 | Straylight | 43.000 | 78 | Alp Lup | 2.3040 | 28000. | 86 | 26828 | No |
| 97 | GOM_NL__2PRFIN20070418_070859_000000432057_00221_26828_0950.N1 | 18-APR-2007 07:08:59 | Straylight | 43.000 | 81 | Eta Cen | 2.3560 | 28000. | 86 | 26828 | No |
| 98 | GOM_NL__2PRFIN20070418_071119_000000462057_00221_26828_0951.N1 | 18-APR-2007 07:11:19 | Straylight | 46.000 | 54 | 5The Cen | 2.0550 | 4500.0 | 92 | 26828 | No |
| 99 | GOM_NL__2PRFIN20070418_071621_000000412057_00221_26828_0952.N1 | 18-APR-2007 07:16:21 | TwI_and_stray | 40.500 | 106 | 9Bet Crv | 2.6480 | 5600.0 | 81 | 26828 | No |
| 100 | GOM_NL__2PRFIN20070418_071811_000000362057_00221_26828_0953.N1 | 18-APR-2007 07:18:11 | Bright | 36.000 | 100 | 4Gam Crv | 2.5800 | 13100. | 72 | 26828 | No |
| 101 | GOM_NL__2PRFIN20070418_071931_000000422057_00221_26828_0954.N1 | 18-APR-2007 07:19:31 | Bright | 42.000 | 15 | 67Alp Vir | 0.97600 | 28000. | 84 | 26828 | No |

| | | | | | | | | | | | |
|-----|--|----------------------|---------------|--------|-----|-----------|-----------|--------|-----|-------|----|
| 102 | GOM_NL__2PRFIN20070418_072234_000000372057_00221_26828_0955.N1 | 18-APR-2007 07:22:34 | Bright | 36.500 | 121 | 29Gam Vir | 2.7400 | 7200.0 | 73 | 26828 | No |
| 103 | GOM_NL__2PRFIN20070418_072616_000000402057_00221_26828_0956.N1 | 18-APR-2007 07:26:16 | Bright | 39.500 | 138 | 47Eps Vir | 2.8280 | 4700.0 | 79 | 26828 | No |
| 104 | GOM_NL__2PRFIN20070418_073419_000000382057_00221_26828_0957.N1 | 18-APR-2007 07:34:19 | Bright | 37.500 | 152 | 12Alp2CVn | 2.8900 | 11000. | 75 | 26828 | No |
| 105 | GOM_NL__2PRFIN20070418_073816_000000512057_00221_26828_0958.N1 | 18-APR-2007 07:38:16 | Bright | 50.500 | 87 | 64Gam UMa | 2.4330 | 11000. | 101 | 26828 | No |
| 106 | GOM_NL__2PRFIN20070418_074041_000000362057_00221_26828_0959.N1 | 18-APR-2007 07:40:41 | Bright | 36.000 | 36 | 50Alp UMa | 1.8000 | 6300.0 | 72 | 26828 | No |
| 107 | GOM_NL__2PRFIN20070418_074542_000000382057_00221_26828_0960.N1 | 18-APR-2007 07:45:42 | Bright | 38.000 | 60 | 7Bet UMi | 2.0810 | 3950.0 | 76 | 26828 | No |
| 108 | GOM_NL__2PRFIN20070418_074840_000000332057_00221_26828_0961.N1 | 18-APR-2007 07:48:40 | Bright | 33.000 | 49 | 1Alp UMi | 1.9900 | 6300.0 | 66 | 26828 | No |
| 109 | GOM_NL__2PRFIN20070418_075550_000000392057_00221_26828_0962.N1 | 18-APR-2007 07:55:50 | Bright | 38.500 | 89 | 5Alp Cep | 2.4510 | 8000.0 | 77 | 26828 | No |
| 110 | GOM_NL__2PRFIN20070418_080557_000000382057_00221_26828_0963.N1 | 18-APR-2007 08:05:57 | Bright | 37.500 | 164 | 44Eta Peg | 2.9480 | 5400.0 | 75 | 26828 | No |
| 111 | GOM_NL__2PRFIN20070418_081539_000000462057_00221_26828_0964.N1 | 18-APR-2007 08:15:39 | Dark | 45.500 | 162 | 34Alp Aqr | 2.9440 | 5350.0 | 91 | 26828 | No |
| 112 | GOM_NL__2PRFIN20070418_082045_000000462057_00221_26828_0965.N1 | 18-APR-2007 08:20:45 | Dark | 45.500 | 142 | 49Del Cap | 2.8500 | 8900.0 | 91 | 26828 | No |
| 113 | GOM_NL__2PRFIN20070418_082559_000000392057_00221_26828_0966.N1 | 18-APR-2007 08:25:59 | Dark | 38.500 | 172 | Gam Gru | 3.0030 | 13100. | 77 | 26828 | No |
| 114 | GOM_NL__2PRFIN20070418_082759_000000382057_00221_26828_0967.N1 | 18-APR-2007 08:27:59 | Dark | 37.500 | 31 | Alp Gru | 1.7340 | 15200. | 75 | 26828 | No |
| 115 | GOM_NL__2PRFIN20070418_083302_000000392057_00222_26829_0961.N1 | 18-APR-2007 08:33:02 | Dark | 39.000 | 45 | Alp Pav | 1.9400 | 26000. | 78 | 26829 | No |
| 116 | GOM_NL__2PRFIN20070418_084019_000000402057_00222_26829_0962.N1 | 18-APR-2007 08:40:19 | Dark | 39.500 | 43 | Alp TrA | 1.9100 | 4250.0 | 79 | 26829 | No |
| 117 | GOM_NL__2PRFIN20070418_084226_000000392057_00222_26829_0963.N1 | 18-APR-2007 08:42:26 | Straylight | 39.000 | 134 | Bet TrA | 2.8100 | 6600.0 | 78 | 26829 | No |
| 118 | GOM_NL__2PRFIN20070418_084447_000000472057_00222_26829_0964.N1 | 18-APR-2007 08:44:47 | Straylight | 46.500 | 4 | Alp1Cen | -0.010000 | 5800.0 | 93 | 26829 | No |
| 119 | GOM_NL__2PRFIN20070418_084800_000000412057_00222_26829_0965.N1 | 18-APR-2007 08:48:00 | Straylight | 41.000 | 78 | Alp Lup | 2.3040 | 28000. | 82 | 26829 | No |
| 120 | GOM_NL__2PRFIN20070418_084936_000000432057_00222_26829_0966.N1 | 18-APR-2007 08:49:36 | Straylight | 42.500 | 81 | Eta Cen | 2.3560 | 28000. | 85 | 26829 | No |
| 121 | GOM_NL__2PRFIN20070418_085155_000000472057_00222_26829_0967.N1 | 18-APR-2007 08:51:55 | Straylight | 46.500 | 54 | 5The Cen | 2.0550 | 4500.0 | 93 | 26829 | No |
| 122 | GOM_NL__2PRFIN20070418_085658_000000422057_00222_26829_0968.N1 | 18-APR-2007 08:56:58 | Twi_and_stray | 42.000 | 106 | 9Bet Crv | 2.6480 | 5600.0 | 84 | 26829 | No |
| 123 | GOM_NL__2PRFIN20070418_085847_000000372057_00222_26829_0969.N1 | 18-APR-2007 08:58:47 | Bright | 36.500 | 100 | 4Gam Crv | 2.5800 | 13100. | 73 | 26829 | No |
| 124 | GOM_NL__2PRFIN20070418_090007_000000422057_00222_26829_0970.N1 | 18-APR-2007 09:00:07 | Bright | 41.500 | 15 | 67Alp Vir | 0.97600 | 28000. | 83 | 26829 | No |
| 125 | GOM_NL__2PRFIN20070418_090310_000000362057_00222_26829_0971.N1 | 18-APR-2007 09:03:10 | Bright | 36.000 | 121 | 29Gam Vir | 2.7400 | 7200.0 | 72 | 26829 | No |
| 126 | GOM_NL__2PRFIN20070418_090651_000000392057_00222_26829_0972.N1 | 18-APR-2007 09:06:51 | Bright | 38.500 | 138 | 47Eps Vir | 2.8280 | 4700.0 | 77 | 26829 | No |
| 127 | GOM_NL__2PRFIN20070418_091454_000000372057_00222_26829_0973.N1 | 18-APR-2007 09:14:54 | Bright | 36.500 | 152 | 12Alp2CVn | 2.8900 | 11000. | 73 | 26829 | No |
| 128 | GOM_NL__2PRFIN20070418_091852_000000352057_00222_26829_0974.N1 | 18-APR-2007 09:18:52 | Bright | 35.000 | 87 | 64Gam UMa | 2.4330 | 11000. | 70 | 26829 | No |
| 129 | GOM_NL__2PRFIN20070418_092117_000000362057_00222_26829_0975.N1 | 18-APR-2007 09:21:17 | Bright | 36.000 | 36 | 50Alp UMa | 1.8000 | 6300.0 | 72 | 26829 | No |
| 130 | GOM_NL__2PRFIN20070418_092617_000000362057_00222_26829_0976.N1 | 18-APR-2007 09:26:17 | Bright | 36.000 | 60 | 7Bet UMi | 2.0810 | 3950.0 | 72 | 26829 | No |
| 131 | GOM_NL__2PRFIN20070418_092916_000000342057_00222_26829_0977.N1 | 18-APR-2007 09:29:16 | Bright | 33.500 | 49 | 1Alp UMi | 1.9900 | 6300.0 | 67 | 26829 | No |
| 132 | GOM_NL__2PRFIN20070418_093626_000000582057_00222_26829_0978.N1 | 18-APR-2007 09:36:26 | Bright | 58.000 | 89 | 5Alp Cep | 2.4510 | 8000.0 | 116 | 26829 | No |
| 133 | GOM_NL__2PRFIN20070418_094633_000000372057_00222_26829_0979.N1 | 18-APR-2007 09:46:33 | Bright | 37.000 | 164 | 44Eta Peg | 2.9480 | 5400.0 | 74 | 26829 | No |
| 134 | GOM_NL__2PRFIN20070418_095616_000000472057_00222_26829_0980.N1 | 18-APR-2007 09:56:16 | Dark | 47.000 | 162 | 34Alp Aqr | 2.9440 | 5350.0 | 94 | 26829 | No |
| 135 | GOM_NL__2PRFIN20070418_100121_000000442057_00222_26829_0981.N1 | 18-APR-2007 10:01:21 | Dark | 44.000 | 142 | 49Del Cap | 2.8500 | 8900.0 | 88 | 26829 | No |
| 136 | GOM_NL__2PRFIN20070418_100635_000000392057_00222_26829_0982.N1 | 18-APR-2007 10:06:35 | Dark | 39.000 | 172 | Gam Gru | 3.0030 | 13100. | 78 | 26829 | No |
| 137 | GOM_NL__2PRFIN20070418_100835_000000402057_00222_26829_0983.N1 | 18-APR-2007 10:08:35 | Dark | 39.500 | 31 | Alp Gru | 1.7340 | 15200. | 79 | 26829 | No |
| 138 | GOM_NL__2PRFIN20070418_101338_000000422057_00223_26830_0977.N1 | 18-APR-2007 10:13:38 | Dark | 41.500 | 45 | Alp Pav | 1.9400 | 26000. | 83 | 26830 | No |
| 139 | GOM_NL__2PRFIN20070418_102055_000000452057_00223_26830_0978.N1 | 18-APR-2007 10:20:55 | Dark | 44.500 | 43 | Alp TrA | 1.9100 | 4250.0 | 89 | 26830 | No |
| 140 | GOM_NL__2PRFIN20070418_102302_000000392057_00223_26830_0979.N1 | 18-APR-2007 10:23:02 | Straylight | 39.000 | 134 | Bet TrA | 2.8100 | 6600.0 | 78 | 26830 | No |
| 141 | GOM_NL__2PRFIN20070418_102523_000000422057_00223_26830_0980.N1 | 18-APR-2007 10:25:23 | Straylight | 41.500 | 4 | Alp1Cen | -0.010000 | 5800.0 | 83 | 26830 | No |
| 142 | GOM_NL__2PRFIN20070418_102837_000000422057_00223_26830_0981.N1 | 18-APR-2007 10:28:37 | Straylight | 41.500 | 78 | Alp Lup | 2.3040 | 28000. | 83 | 26830 | No |
| 143 | GOM_NL__2PRFIN20070418_103012_000000442057_00223_26830_0982.N1 | 18-APR-2007 10:30:12 | Straylight | 44.000 | 81 | Eta Cen | 2.3560 | 28000. | 88 | 26830 | No |
| 144 | GOM_NL__2PRFIN20070418_103231_000000472057_00223_26830_0983.N1 | 18-APR-2007 10:32:31 | Straylight | 46.500 | 54 | 5The Cen | 2.0550 | 4500.0 | 93 | 26830 | No |
| 145 | GOM_NL__2PRFIN20070418_103734_000000422057_00223_26830_0984.N1 | 18-APR-2007 10:37:34 | Twi_and_stray | 41.500 | 106 | 9Bet Crv | 2.6480 | 5600.0 | 83 | 26830 | No |
| 146 | GOM_NL__2PRFIN20070418_103923_000000392057_00223_26830_0985.N1 | 18-APR-2007 10:39:23 | Bright | 39.000 | 100 | 4Gam Crv | 2.5800 | 13100. | 78 | 26830 | No |
| 147 | GOM_NL__2PRFIN20070418_104043_000000422057_00223_26830_0986.N1 | 18-APR-2007 10:40:43 | Bright | 41.500 | 15 | 67Alp Vir | 0.97600 | 28000. | 83 | 26830 | No |
| 148 | GOM_NL__2PRFIN20070418_104346_000000372057_00223_26830_0987.N1 | 18-APR-2007 10:43:46 | Bright | 36.500 | 121 | 29Gam Vir | 2.7400 | 7200.0 | 73 | 26830 | No |
| 149 | GOM_NL__2PRFIN20070418_104727_000000382057_00223_26830_0988.N1 | 18-APR-2007 10:47:27 | Bright | 37.500 | 138 | 47Eps Vir | 2.8280 | 4700.0 | 75 | 26830 | No |
| 150 | GOM_NL__2PRFIN20070418_105530_000000372057_00223_26830_0989.N1 | 18-APR-2007 10:55:30 | Bright | 37.000 | 152 | 12Alp2CVn | 2.8900 | 11000. | 74 | 26830 | No |
| 151 | GOM_NL__2PRFIN20070418_105928_000000372057_00223_26830_0990.N1 | 18-APR-2007 10:59:28 | Bright | 36.500 | 87 | 64Gam UMa | 2.4330 | 11000. | 73 | 26830 | No |
| 152 | GOM_NL__2PRFIN20070418_110153_000000372057_00223_26830_0991.N1 | 18-APR-2007 11:01:53 | Bright | 36.500 | 36 | 50Alp UMa | 1.8000 | 6300.0 | 73 | 26830 | No |
| 153 | GOM_NL__2PRFIN20070418_110653_000000392057_00223_26830_0992.N1 | 18-APR-2007 11:06:53 | Bright | 38.500 | 60 | 7Bet UMi | 2.0810 | 3950.0 | 77 | 26830 | No |
| 154 | GOM_NL__2PRFIN20070418_110952_000000332057_00223_26830_0993.N1 | 18-APR-2007 11:09:52 | Bright | 32.500 | 49 | 1Alp UMi | 1.9900 | 6300.0 | 65 | 26830 | No |
| 155 | GOM_NL__2PRFIN20070418_111702_000000432057_00223_26830_0994.N1 | 18-APR-2007 11:17:02 | Bright | 43.000 | 89 | 5Alp Cep | 2.4510 | 8000.0 | 86 | 26830 | No |
| 156 | GOM_NL__2PRFIN20070418_112709_000000422057_00223_26830_0995.N1 | 18-APR-2007 11:27:09 | Bright | 42.000 | 164 | 44Eta Peg | 2.9480 | 5400.0 | 84 | 26830 | No |
| 157 | GOM_NL__2PRFIN20070418_113652_000000462057_00223_26830_0996.N1 | 18-APR-2007 11:36:52 | Dark | 46.000 | 162 | 34Alp Aqr | 2.9440 | 5350.0 | 92 | 26830 | No |
| 158 | GOM_NL__2PRFIN20070418_114158_000000452057_00223_26830_0997.N1 | 18-APR-2007 11:41:58 | Dark | 44.500 | 142 | 49Del Cap | 2.8500 | 8900.0 | 89 | 26830 | No |
| 159 | GOM_NL__2PRFIN20070418_114712_000000392057_00223_26830_0998.N1 | 18-APR-2007 11:47:12 | Dark | 39.000 | 172 | Gam Gru | 3.0030 | 13100. | 78 | 26830 | No |
| 160 | GOM_NL__2PRFIN20070418_114911_000000422057_00223_26830_0999.N1 | 18-APR-2007 11:49:11 | Dark | 41.500 | 31 | Alp Gru | 1.7340 | 15200. | 83 | 26830 | No |

| | | | | | | | | | | | |
|-----|--|----------------------|---------------|--------|-----|-----------|-----------|--------|-----|-------|----|
| 161 | GOM_NL__2PRFIN20070418_115415_000000392057_00224_26831_0989.N1 | 18-APR-2007 11:54:15 | Dark | 39.000 | 45 | Alp Pav | 1.9400 | 26000. | 78 | 26831 | No |
| 162 | GOM_NL__2PRFIN20070418_120132_000000422057_00224_26831_0990.N1 | 18-APR-2007 12:01:32 | Dark | 41.500 | 43 | Alp TrA | 1.9100 | 4250.0 | 83 | 26831 | No |
| 163 | GOM_NL__2PRFIN20070418_120339_000000382057_00224_26831_0991.N1 | 18-APR-2007 12:03:39 | Straylight | 38.000 | 134 | Bet TrA | 2.8100 | 6600.0 | 76 | 26831 | No |
| 164 | GOM_NL__2PRFIN20070418_120600_000000462057_00224_26831_0992.N1 | 18-APR-2007 12:06:00 | Straylight | 45.500 | 4 | Alp1Cen | -0.010000 | 5800.0 | 91 | 26831 | No |
| 165 | GOM_NL__2PRFIN20070418_120913_000000402057_00224_26831_0993.N1 | 18-APR-2007 12:09:13 | Straylight | 40.000 | 78 | Alp Lup | 2.3040 | 28000. | 80 | 26831 | No |
| 166 | GOM_NL__2PRFIN20070418_121048_000000432057_00224_26831_0994.N1 | 18-APR-2007 12:10:48 | Straylight | 43.000 | 81 | Eta Cen | 2.3560 | 28000. | 86 | 26831 | No |
| 167 | GOM_NL__2PRFIN20070418_121307_000000452057_00224_26831_0995.N1 | 18-APR-2007 12:13:07 | Straylight | 45.000 | 54 | 5The Cen | 2.0550 | 4500.0 | 90 | 26831 | No |
| 168 | GOM_NL__2PRFIN20070418_121810_000000422057_00224_26831_0996.N1 | 18-APR-2007 12:18:10 | TwI_and_stray | 41.500 | 106 | 9Bet Crv | 2.6480 | 5600.0 | 83 | 26831 | No |
| 169 | GOM_NL__2PRFIN20070418_121959_000000362057_00224_26831_0997.N1 | 18-APR-2007 12:19:59 | Bright | 35.500 | 100 | 4Gam Crv | 2.5800 | 13100. | 71 | 26831 | No |
| 170 | GOM_NL__2PRFIN20070418_122119_000000422057_00224_26831_0998.N1 | 18-APR-2007 12:21:19 | Bright | 41.500 | 15 | 67Alp Vir | 0.97600 | 28000. | 83 | 26831 | No |
| 171 | GOM_NL__2PRFIN20070418_122422_000000382057_00224_26831_0999.N1 | 18-APR-2007 12:24:22 | Bright | 37.500 | 121 | 29Gam Vir | 2.7400 | 7200.0 | 75 | 26831 | No |
| 172 | GOM_NL__2PRFIN20070418_122803_000000382057_00224_26831_1000.N1 | 18-APR-2007 12:28:03 | Bright | 37.500 | 138 | 47Eps Vir | 2.8280 | 4700.0 | 75 | 26831 | No |
| 173 | GOM_NL__2PRFIN20070418_123606_000000382057_00224_26831_1001.N1 | 18-APR-2007 12:36:06 | Bright | 38.000 | 152 | 12Alp2CVn | 2.8900 | 11000. | 76 | 26831 | No |
| 174 | GOM_NL__2PRFIN20070418_124004_000000362057_00224_26831_1002.N1 | 18-APR-2007 12:40:04 | Bright | 35.500 | 87 | 64Gam UMa | 2.4330 | 11000. | 71 | 26831 | No |
| 175 | GOM_NL__2PRFIN20070418_124229_000000372057_00224_26831_1003.N1 | 18-APR-2007 12:42:29 | Bright | 37.000 | 36 | 50Alp UMa | 1.8000 | 6300.0 | 74 | 26831 | No |
| 176 | GOM_NL__2PRFIN20070418_124728_000000392057_00224_26831_1004.N1 | 18-APR-2007 12:47:28 | Bright | 38.500 | 60 | 7Bet UMi | 2.0810 | 3950.0 | 77 | 26831 | No |
| 177 | GOM_NL__2PRFIN20070418_125737_000000582057_00224_26831_1005.N1 | 18-APR-2007 12:57:37 | Bright | 58.000 | 89 | 5Alp Cep | 2.4510 | 8000.0 | 116 | 26831 | No |
| 178 | GOM_NL__2PRFIN20070418_130745_000000372057_00224_26831_1006.N1 | 18-APR-2007 13:07:45 | Bright | 37.000 | 164 | 44Eta Peg | 2.9480 | 5400.0 | 74 | 26831 | No |
| 179 | GOM_NL__2PRFIN20070418_131728_000000472057_00224_26831_1007.N1 | 18-APR-2007 13:17:28 | Dark | 47.000 | 162 | 34Alp Aqr | 2.9440 | 5350.0 | 94 | 26831 | No |
| 180 | GOM_NL__2PRFIN20070418_132234_000000442057_00224_26831_1008.N1 | 18-APR-2007 13:22:34 | Dark | 44.000 | 142 | 49Del Cap | 2.8500 | 8900.0 | 88 | 26831 | No |
| 181 | GOM_NL__2PRFIN20070418_132748_000000392057_00224_26831_1009.N1 | 18-APR-2007 13:27:48 | Dark | 38.500 | 172 | Gam Gru | 3.0030 | 13100. | 77 | 26831 | No |
| 182 | GOM_NL__2PRFIN20070418_132947_000000392057_00224_26831_1010.N1 | 18-APR-2007 13:29:47 | Dark | 38.500 | 31 | Alp Gru | 1.7340 | 15200. | 77 | 26831 | No |
| 183 | GOM_NL__2PRFIN20070418_133451_000000392057_00225_26832_1010.N1 | 18-APR-2007 13:34:51 | Dark | 38.500 | 45 | Alp Pav | 1.9400 | 26000. | 77 | 26832 | No |
| 184 | GOM_NL__2PRFIN20070418_134208_000000392057_00225_26832_1011.N1 | 18-APR-2007 13:42:08 | Dark | 38.500 | 43 | Alp TrA | 1.9100 | 4250.0 | 77 | 26832 | No |
| 185 | GOM_NL__2PRFIN20070418_134415_000000402057_00225_26832_1012.N1 | 18-APR-2007 13:44:15 | Straylight | 40.000 | 134 | Bet TrA | 2.8100 | 6600.0 | 80 | 26832 | No |
| 186 | GOM_NL__2PRFIN20070418_134636_000000422057_00225_26832_1013.N1 | 18-APR-2007 13:46:36 | Straylight | 41.500 | 4 | Alp1Cen | -0.010000 | 5800.0 | 83 | 26832 | No |
| 187 | GOM_NL__2PRFIN20070418_134949_000000442057_00225_26832_1014.N1 | 18-APR-2007 13:49:49 | Straylight | 44.000 | 78 | Alp Lup | 2.3040 | 28000. | 88 | 26832 | No |
| 188 | GOM_NL__2PRFIN20070418_135125_000000452057_00225_26832_1015.N1 | 18-APR-2007 13:51:25 | Straylight | 44.500 | 81 | Eta Cen | 2.3560 | 28000. | 89 | 26832 | No |
| 189 | GOM_NL__2PRFIN20070418_135344_000000482057_00225_26832_1016.N1 | 18-APR-2007 13:53:44 | Straylight | 47.500 | 54 | 5The Cen | 2.0550 | 4500.0 | 95 | 26832 | No |
| 190 | GOM_NL__2PRFIN20070418_135846_000000442057_00225_26832_1017.N1 | 18-APR-2007 13:58:46 | TwI_and_stray | 43.500 | 106 | 9Bet Crv | 2.6480 | 5600.0 | 87 | 26832 | No |
| 191 | GOM_NL__2PRFIN20070418_140035_000000362057_00225_26832_1018.N1 | 18-APR-2007 14:00:35 | Bright | 35.500 | 100 | 4Gam Crv | 2.5800 | 13100. | 71 | 26832 | No |
| 192 | GOM_NL__2PRFIN20070418_140155_000000422057_00225_26832_1019.N1 | 18-APR-2007 14:01:55 | Bright | 42.000 | 15 | 67Alp Vir | 0.97600 | 28000. | 84 | 26832 | No |
| 193 | GOM_NL__2PRFIN20070418_140458_000000372057_00225_26832_1020.N1 | 18-APR-2007 14:04:58 | Bright | 37.000 | 121 | 29Gam Vir | 2.7400 | 7200.0 | 74 | 26832 | No |
| 194 | GOM_NL__2PRFIN20070418_140839_000000382057_00225_26832_1021.N1 | 18-APR-2007 14:08:39 | Bright | 38.000 | 138 | 47Eps Vir | 2.8280 | 4700.0 | 76 | 26832 | No |
| 195 | GOM_NL__2PRFIN20070418_141641_000000372057_00225_26832_1022.N1 | 18-APR-2007 14:16:41 | Bright | 36.500 | 152 | 12Alp2CVn | 2.8900 | 11000. | 73 | 26832 | No |
| 196 | GOM_NL__2PRFIN20070418_142040_000000362057_00225_26832_1023.N1 | 18-APR-2007 14:20:40 | Bright | 35.500 | 87 | 64Gam UMa | 2.4330 | 11000. | 71 | 26832 | No |
| 197 | GOM_NL__2PRFIN20070418_142305_000000382057_00225_26832_1024.N1 | 18-APR-2007 14:23:05 | Bright | 38.000 | 36 | 50Alp UMa | 1.8000 | 6300.0 | 76 | 26832 | No |
| 198 | GOM_NL__2PRFIN20070418_142804_000000362057_00225_26832_1025.N1 | 18-APR-2007 14:28:04 | Bright | 35.500 | 60 | 7Bet UMi | 2.0810 | 3950.0 | 71 | 26832 | No |
| 199 | GOM_NL__2PRFIN20070418_143104_000000332057_00225_26832_1026.N1 | 18-APR-2007 14:31:04 | Bright | 33.000 | 49 | 1Alp UMi | 1.9900 | 6300.0 | 66 | 26832 | No |
| 200 | GOM_NL__2PRFIN20070418_143813_000000392057_00225_26832_1027.N1 | 18-APR-2007 14:38:13 | Bright | 38.500 | 89 | 5Alp Cep | 2.4510 | 8000.0 | 77 | 26832 | No |
| 201 | GOM_NL__2PRFIN20070418_144821_000000382057_00225_26832_1028.N1 | 18-APR-2007 14:48:21 | Bright | 37.500 | 164 | 44Eta Peg | 2.9480 | 5400.0 | 75 | 26832 | No |
| 202 | GOM_NL__2PRFIN20070418_145805_000000452057_00225_26832_1029.N1 | 18-APR-2007 14:58:05 | Dark | 44.500 | 162 | 34Alp Aqr | 2.9440 | 5350.0 | 89 | 26832 | No |
| 203 | GOM_NL__2PRFIN20070418_150311_000000442057_00225_26832_1030.N1 | 18-APR-2007 15:03:11 | Dark | 43.500 | 142 | 49Del Cap | 2.8500 | 8900.0 | 87 | 26832 | No |
| 204 | GOM_NL__2PRFIN20070418_150824_000000392057_00225_26832_1031.N1 | 18-APR-2007 15:08:24 | Dark | 38.500 | 172 | Gam Gru | 3.0030 | 13100. | 77 | 26832 | No |
| 205 | GOM_NL__2PRFIN20070418_151024_000000372057_00225_26832_1032.N1 | 18-APR-2007 15:10:24 | Dark | 37.000 | 31 | Alp Gru | 1.7340 | 15200. | 74 | 26832 | No |
| 206 | GOM_NL__2PRFIN20070418_151527_000000402057_00226_26833_1015.N1 | 18-APR-2007 15:15:27 | Dark | 39.500 | 45 | Alp Pav | 1.9400 | 26000. | 79 | 26833 | No |
| 207 | GOM_NL__2PRFIN20070418_152244_000000412057_00226_26833_1016.N1 | 18-APR-2007 15:22:44 | Dark | 40.500 | 43 | Alp TrA | 1.9100 | 4250.0 | 81 | 26833 | No |
| 208 | GOM_NL__2PRFIN20070418_152451_000000402057_00226_26833_1017.N1 | 18-APR-2007 15:24:51 | Straylight | 39.500 | 134 | Bet TrA | 2.8100 | 6600.0 | 79 | 26833 | No |
| 209 | GOM_NL__2PRFIN20070418_152712_000000442057_00226_26833_1018.N1 | 18-APR-2007 15:27:12 | Straylight | 43.500 | 4 | Alp1Cen | -0.010000 | 5800.0 | 87 | 26833 | No |
| 210 | GOM_NL__2PRFIN20070418_153026_000000402057_00226_26833_1019.N1 | 18-APR-2007 15:30:26 | Straylight | 39.500 | 78 | Alp Lup | 2.3040 | 28000. | 79 | 26833 | No |
| 211 | GOM_NL__2PRFIN20070418_153201_000000412057_00226_26833_1020.N1 | 18-APR-2007 15:32:01 | Straylight | 41.000 | 81 | Eta Cen | 2.3560 | 28000. | 82 | 26833 | No |
| 212 | GOM_NL__2PRFIN20070418_153420_000000462057_00226_26833_1021.N1 | 18-APR-2007 15:34:20 | Straylight | 45.500 | 54 | 5The Cen | 2.0550 | 4500.0 | 91 | 26833 | No |
| 213 | GOM_NL__2PRFIN20070418_153922_000000392057_00226_26833_1022.N1 | 18-APR-2007 15:39:22 | TwI_and_stray | 39.000 | 106 | 9Bet Crv | 2.6480 | 5600.0 | 78 | 26833 | No |
| 214 | GOM_NL__2PRFIN20070418_154111_000000392057_00226_26833_1023.N1 | 18-APR-2007 15:41:11 | Bright | 38.500 | 100 | 4Gam Crv | 2.5800 | 13100. | 77 | 26833 | No |
| 215 | GOM_NL__2PRFIN20070418_154231_000000402057_00226_26833_1024.N1 | 18-APR-2007 15:42:31 | Bright | 40.000 | 15 | 67Alp Vir | 0.97600 | 28000. | 80 | 26833 | No |
| 216 | GOM_NL__2PRFIN20070418_154534_000000372057_00226_26833_1025.N1 | 18-APR-2007 15:45:34 | Bright | 37.000 | 121 | 29Gam Vir | 2.7400 | 7200.0 | 74 | 26833 | No |
| 217 | GOM_NL__2PRFIN20070418_154915_000000382057_00226_26833_1026.N1 | 18-APR-2007 15:49:15 | Bright | 38.000 | 138 | 47Eps Vir | 2.8280 | 4700.0 | 76 | 26833 | No |
| 218 | GOM_NL__2PRFIN20070418_155717_000000382057_00226_26833_1027.N1 | 18-APR-2007 15:57:17 | Bright | 37.500 | 152 | 12Alp2CVn | 2.8900 | 11000. | 75 | 26833 | No |
| 219 | GOM_NL__2PRFIN20070418_160116_000000522057_00226_26833_1028.N1 | 18-APR-2007 16:01:16 | Bright | 52.000 | 87 | 64Gam UMa | 2.4330 | 11000. | 104 | 26833 | No |

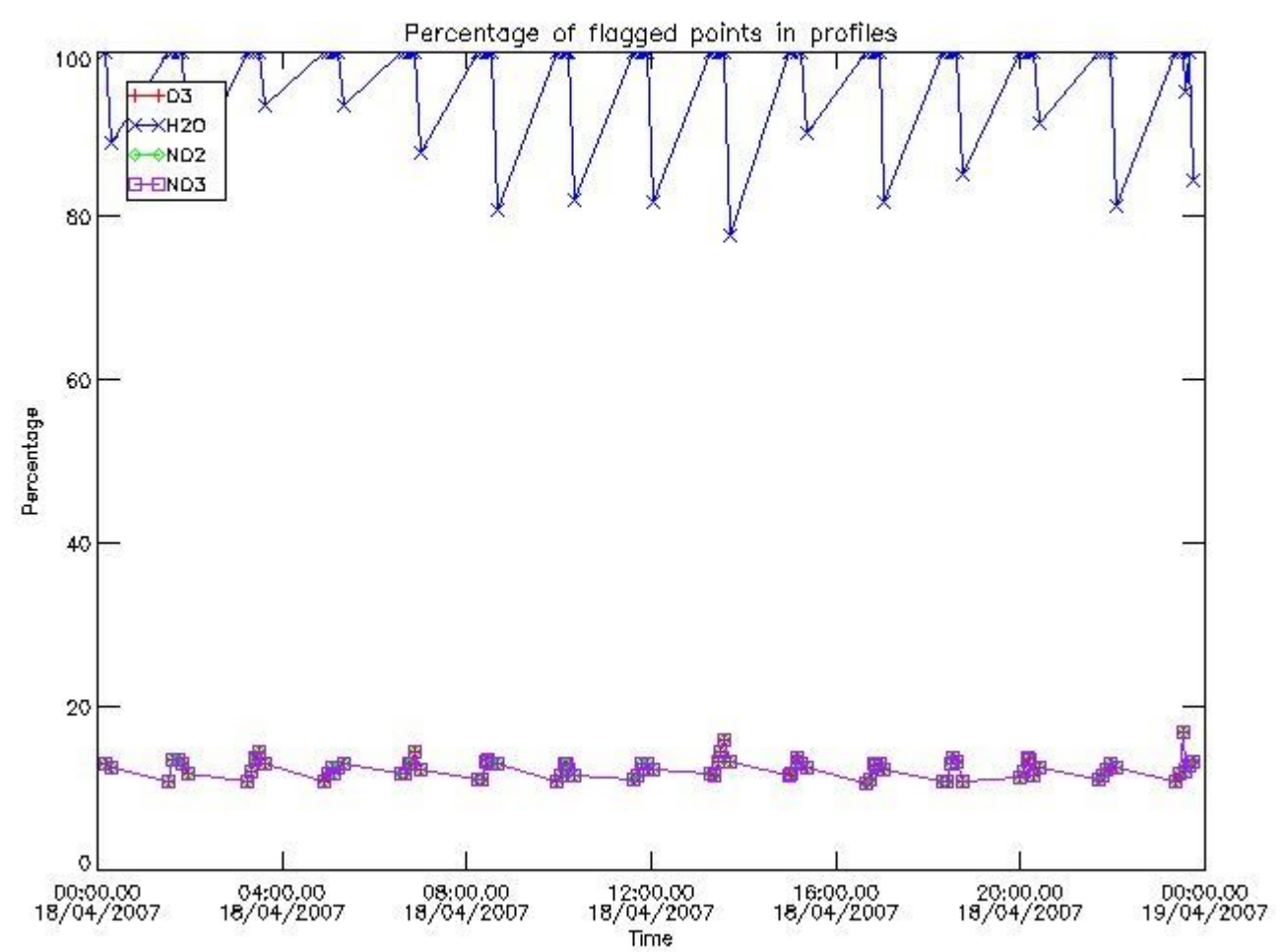
| | | | | | | | | | | | |
|-----|---|----------------------|--------------------|--------|-----|-----------|-----------|--------|-----|-------|----|
| 220 | GOM_NL_2PRFIN20070418_160341_000000372057_00226_26833_1029.N1 | 18-APR-2007 16:03:41 | Bright | 36.500 | 36 | 50Alp UMa | 1.8000 | 6300.0 | 73 | 26833 | No |
| 221 | GOM_NL_2PRFIN20070418_160840_000000362057_00226_26833_1030.N1 | 18-APR-2007 16:08:40 | Bright | 36.000 | 60 | 7Bet UMi | 2.0810 | 3950.0 | 72 | 26833 | No |
| 222 | GOM_NL_2PRFIN20070418_161140_000000332057_00226_26833_1031.N1 | 18-APR-2007 16:11:40 | Bright | 33.000 | 49 | 1Alp UMi | 1.9900 | 6300.0 | 66 | 26833 | No |
| 223 | GOM_NL_2PRFIN20070418_161849_000000452057_00226_26833_1032.N1 | 18-APR-2007 16:18:49 | Bright | 45.000 | 89 | 5Alp Cep | 2.4510 | 8000.0 | 90 | 26833 | No |
| 224 | GOM_NL_2PRFIN20070418_162857_000000372057_00226_26833_1033.N1 | 18-APR-2007 16:28:57 | Bright | 37.000 | 164 | 44Eta Peg | 2.9480 | 5400.0 | 74 | 26833 | No |
| 225 | GOM_NL_2PRFIN20070418_163841_000000482057_00226_26833_1034.N1 | 18-APR-2007 16:38:41 | Dark | 48.000 | 162 | 34Alp Aqr | 2.9440 | 5350.0 | 96 | 26833 | No |
| 226 | GOM_NL_2PRFIN20070418_164348_000000462057_00226_26833_1035.N1 | 18-APR-2007 16:43:48 | Dark | 45.500 | 142 | 49Del Cap | 2.8500 | 8900.0 | 91 | 26833 | No |
| 227 | GOM_NL_2PRFIN20070418_164901_000000392057_00226_26833_1036.N1 | 18-APR-2007 16:49:01 | Dark | 39.000 | 172 | Gam Gru | 3.0030 | 13100. | 78 | 26833 | No |
| 228 | GOM_NL_2PRFIN20070418_165100_000000402057_00226_26833_1037.N1 | 18-APR-2007 16:51:00 | Dark | 40.000 | 31 | Alp Gru | 1.7340 | 15200. | 80 | 26833 | No |
| 229 | GOM_NL_2PRFIN20070418_165604_000000402057_00227_26834_1023.N1 | 18-APR-2007 16:56:04 | Dark | 39.500 | 45 | Alp Pav | 1.9400 | 26000. | 79 | 26834 | No |
| 230 | GOM_NL_2PRFIN20070418_170321_000000422057_00227_26834_1024.N1 | 18-APR-2007 17:03:21 | Dark | 41.500 | 43 | Alp TrA | 1.9100 | 4250.0 | 83 | 26834 | No |
| 231 | GOM_NL_2PRFIN20070418_170528_000000382057_00227_26834_1025.N1 | 18-APR-2007 17:05:28 | Straylight | 37.500 | 134 | Bet TrA | 2.8100 | 6600.0 | 75 | 26834 | No |
| 232 | GOM_NL_2PRFIN20070418_170749_000000472057_00227_26834_1026.N1 | 18-APR-2007 17:07:49 | Straylight | 46.500 | 4 | Alp1Cen | -0.010000 | 5800.0 | 93 | 26834 | No |
| 233 | GOM_NL_2PRFIN20070418_171102_000000402057_00227_26834_1027.N1 | 18-APR-2007 17:11:02 | Straylight | 39.500 | 78 | Alp Lup | 2.3040 | 28000. | 79 | 26834 | No |
| 234 | GOM_NL_2PRFIN20070418_171238_000000452057_00227_26834_1028.N1 | 18-APR-2007 17:12:38 | Straylight | 44.500 | 81 | Eta Cen | 2.3560 | 28000. | 89 | 26834 | No |
| 235 | GOM_NL_2PRFIN20070418_171456_000000472057_00227_26834_1029.N1 | 18-APR-2007 17:14:56 | Straylight | 47.000 | 54 | 5The Cen | 2.0550 | 4500.0 | 94 | 26834 | No |
| 236 | GOM_NL_2PRFIN20070418_171958_000000412057_00227_26834_1030.N1 | 18-APR-2007 17:19:58 | Twilight_and_stray | 41.000 | 106 | 9Bet Crv | 2.6480 | 5600.0 | 82 | 26834 | No |
| 237 | GOM_NL_2PRFIN20070418_172147_000000382057_00227_26834_1031.N1 | 18-APR-2007 17:21:47 | Bright | 38.000 | 100 | 4Gam Crv | 2.5800 | 13100. | 76 | 26834 | No |
| 238 | GOM_NL_2PRFIN20070418_172307_000000402057_00227_26834_1032.N1 | 18-APR-2007 17:23:07 | Bright | 40.000 | 15 | 67Alp Vir | 0.97600 | 28000. | 80 | 26834 | No |
| 239 | GOM_NL_2PRFIN20070418_172610_000000372057_00227_26834_1033.N1 | 18-APR-2007 17:26:10 | Bright | 36.500 | 121 | 29Gam Vir | 2.7400 | 7200.0 | 73 | 26834 | No |
| 240 | GOM_NL_2PRFIN20070418_172951_000000382057_00227_26834_1034.N1 | 18-APR-2007 17:29:51 | Bright | 38.000 | 138 | 47Eps Vir | 2.8280 | 4700.0 | 76 | 26834 | No |
| 241 | GOM_NL_2PRFIN20070418_173753_000000392057_00227_26834_1035.N1 | 18-APR-2007 17:37:53 | Bright | 38.500 | 152 | 12Alp2CVn | 2.8900 | 11000. | 77 | 26834 | No |
| 242 | GOM_NL_2PRFIN20070418_174152_000000362057_00227_26834_1036.N1 | 18-APR-2007 17:41:52 | Bright | 35.500 | 87 | 64Gam UMa | 2.4330 | 11000. | 71 | 26834 | No |
| 243 | GOM_NL_2PRFIN20070418_174417_000000372057_00227_26834_1037.N1 | 18-APR-2007 17:44:17 | Bright | 37.000 | 36 | 50Alp UMa | 1.8000 | 6300.0 | 74 | 26834 | No |
| 244 | GOM_NL_2PRFIN20070418_174915_000000402057_00227_26834_1038.N1 | 18-APR-2007 17:49:15 | Bright | 39.500 | 60 | 7Bet UMi | 2.0810 | 3950.0 | 79 | 26834 | No |
| 245 | GOM_NL_2PRFIN20070418_175216_000000352057_00227_26834_1039.N1 | 18-APR-2007 17:52:16 | Bright | 35.000 | 49 | 1Alp UMi | 1.9900 | 6300.0 | 70 | 26834 | No |
| 246 | GOM_NL_2PRFIN20070418_175925_000000382057_00227_26834_1040.N1 | 18-APR-2007 17:59:25 | Bright | 38.000 | 89 | 5Alp Cep | 2.4510 | 8000.0 | 76 | 26834 | No |
| 247 | GOM_NL_2PRFIN20070418_180933_000000372057_00227_26834_1041.N1 | 18-APR-2007 18:09:33 | Bright | 36.500 | 164 | 44Eta Peg | 2.9480 | 5400.0 | 73 | 26834 | No |
| 248 | GOM_NL_2PRFIN20070418_181918_000000472057_00227_26834_1042.N1 | 18-APR-2007 18:19:18 | Dark | 47.000 | 162 | 34Alp Aqr | 2.9440 | 5350.0 | 94 | 26834 | No |
| 249 | GOM_NL_2PRFIN20070418_182424_000000472057_00227_26834_1043.N1 | 18-APR-2007 18:24:24 | Dark | 46.500 | 142 | 49Del Cap | 2.8500 | 8900.0 | 93 | 26834 | No |
| 250 | GOM_NL_2PRFIN20070418_182937_000000402057_00227_26834_1044.N1 | 18-APR-2007 18:29:37 | Dark | 39.500 | 172 | Gam Gru | 3.0030 | 13100. | 79 | 26834 | No |
| 251 | GOM_NL_2PRFIN20070418_183136_000000412057_00227_26834_1045.N1 | 18-APR-2007 18:31:36 | Dark | 41.000 | 31 | Alp Gru | 1.7340 | 15200. | 82 | 26834 | No |
| 252 | GOM_NL_2PRFIN20070418_183641_000000392057_00228_26835_1031.N1 | 18-APR-2007 18:36:41 | Dark | 38.500 | 45 | Alp Pav | 1.9400 | 26000. | 77 | 26835 | No |
| 253 | GOM_NL_2PRFIN20070418_184357_000000472057_00228_26835_1032.N1 | 18-APR-2007 18:43:57 | Dark | 47.000 | 43 | Alp TrA | 1.9100 | 4250.0 | 94 | 26835 | No |
| 254 | GOM_NL_2PRFIN20070418_184604_000000372057_00228_26835_1033.N1 | 18-APR-2007 18:46:04 | Straylight | 36.500 | 134 | Bet TrA | 2.8100 | 6600.0 | 73 | 26835 | No |
| 255 | GOM_NL_2PRFIN20070418_184825_000000502057_00228_26835_1034.N1 | 18-APR-2007 18:48:25 | Straylight | 49.500 | 4 | Alp1Cen | -0.010000 | 5800.0 | 99 | 26835 | No |
| 256 | GOM_NL_2PRFIN20070418_185139_000000412057_00228_26835_1035.N1 | 18-APR-2007 18:51:39 | Straylight | 41.000 | 78 | Alp Lup | 2.3040 | 28000. | 82 | 26835 | No |
| 257 | GOM_NL_2PRFIN20070418_185314_000000412057_00228_26835_1036.N1 | 18-APR-2007 18:53:14 | Straylight | 41.000 | 81 | Eta Cen | 2.3560 | 28000. | 82 | 26835 | No |
| 258 | GOM_NL_2PRFIN20070418_185533_000000462057_00228_26835_1037.N1 | 18-APR-2007 18:55:33 | Straylight | 46.000 | 54 | 5The Cen | 2.0550 | 4500.0 | 92 | 26835 | No |
| 259 | GOM_NL_2PRFIN20070418_190034_000000422057_00228_26835_1038.N1 | 18-APR-2007 19:00:34 | Twilight_and_stray | 42.000 | 106 | 9Bet Crv | 2.6480 | 5600.0 | 84 | 26835 | No |
| 260 | GOM_NL_2PRFIN20070418_190223_000000352057_00228_26835_1039.N1 | 18-APR-2007 19:02:23 | Bright | 35.000 | 100 | 4Gam Crv | 2.5800 | 13100. | 70 | 26835 | No |
| 261 | GOM_NL_2PRFIN20070418_190343_000000432057_00228_26835_1040.N1 | 18-APR-2007 19:03:43 | Bright | 43.000 | 15 | 67Alp Vir | 0.97600 | 28000. | 86 | 26835 | No |
| 262 | GOM_NL_2PRFIN20070418_190646_000000382057_00228_26835_1041.N1 | 18-APR-2007 19:06:46 | Bright | 37.500 | 121 | 29Gam Vir | 2.7400 | 7200.0 | 75 | 26835 | No |
| 263 | GOM_NL_2PRFIN20070418_191027_000000382057_00228_26835_1042.N1 | 18-APR-2007 19:10:27 | Bright | 38.000 | 138 | 47Eps Vir | 2.8280 | 4700.0 | 76 | 26835 | No |
| 264 | GOM_NL_2PRFIN20070418_191829_000000382057_00228_26835_1043.N1 | 18-APR-2007 19:18:29 | Bright | 37.500 | 152 | 12Alp2CVn | 2.8900 | 11000. | 75 | 26835 | No |
| 265 | GOM_NL_2PRFIN20070418_192228_000000342057_00228_26835_1044.N1 | 18-APR-2007 19:22:28 | Bright | 34.000 | 87 | 64Gam UMa | 2.4330 | 11000. | 68 | 26835 | No |
| 266 | GOM_NL_2PRFIN20070418_192453_000000352057_00228_26835_1045.N1 | 18-APR-2007 19:24:53 | Bright | 35.000 | 36 | 50Alp UMa | 1.8000 | 6300.0 | 70 | 26835 | No |
| 267 | GOM_NL_2PRFIN20070418_192951_000000382057_00228_26835_1046.N1 | 18-APR-2007 19:29:51 | Bright | 38.000 | 60 | 7Bet UMi | 2.0810 | 3950.0 | 76 | 26835 | No |
| 268 | GOM_NL_2PRFIN20070418_193252_000000352057_00228_26835_1047.N1 | 18-APR-2007 19:32:52 | Bright | 34.500 | 49 | 1Alp UMi | 1.9900 | 6300.0 | 69 | 26835 | No |
| 269 | GOM_NL_2PRFIN20070418_194001_000000362057_00228_26835_1048.N1 | 18-APR-2007 19:40:01 | Bright | 36.000 | 89 | 5Alp Cep | 2.4510 | 8000.0 | 72 | 26835 | No |
| 270 | GOM_NL_2PRFIN20070418_195009_000000382057_00228_26835_1049.N1 | 18-APR-2007 19:50:09 | Bright | 38.000 | 164 | 44Eta Peg | 2.9480 | 5400.0 | 76 | 26835 | No |
| 271 | GOM_NL_2PRFIN20070418_195954_000000452057_00228_26835_1050.N1 | 18-APR-2007 19:59:54 | Dark | 45.000 | 162 | 34Alp Aqr | 2.9440 | 5350.0 | 90 | 26835 | No |
| 272 | GOM_NL_2PRFIN20070418_200501_000000432057_00228_26835_1051.N1 | 18-APR-2007 20:05:01 | Dark | 42.500 | 142 | 49Del Cap | 2.8500 | 8900.0 | 85 | 26835 | No |
| 273 | GOM_NL_2PRFIN20070418_201014_000000372057_00228_26835_1052.N1 | 18-APR-2007 20:10:14 | Dark | 37.000 | 172 | Gam Gru | 3.0030 | 13100. | 74 | 26835 | No |
| 274 | GOM_NL_2PRFIN20070418_201213_000000382057_00228_26835_1053.N1 | 18-APR-2007 20:12:13 | Dark | 37.500 | 31 | Alp Gru | 1.7340 | 15200. | 75 | 26835 | No |
| 275 | GOM_NL_2PRFIN20070418_201717_000000442057_00229_26836_1035.N1 | 18-APR-2007 20:17:17 | Dark | 44.000 | 45 | Alp Pav | 1.9400 | 26000. | 88 | 26836 | No |
| 276 | GOM_NL_2PRFIN20070418_202433_000000412057_00229_26836_1036.N1 | 18-APR-2007 20:24:33 | Dark | 40.500 | 43 | Alp TrA | 1.9100 | 4250.0 | 81 | 26836 | No |
| 277 | GOM_NL_2PRFIN20070418_202641_000000392057_00229_26836_1037.N1 | 18-APR-2007 20:26:41 | Straylight | 39.000 | 134 | Bet TrA | 2.8100 | 6600.0 | 78 | 26836 | No |
| 278 | GOM_NL_2PRFIN20070418_202901_000000502057_00229_26836_1038.N1 | 18-APR-2007 20:29:01 | Straylight | 50.000 | 4 | Alp1Cen | -0.010000 | 5800.0 | 100 | 26836 | No |

| | | | | | | | | | | | |
|-----|--|----------------------|---------------|--------|-----|-----------|-----------|--------|-----|-------|----|
| 279 | GOM_NL__2PRFIN20070418_203215_000000402057_00229_26836_1039.N1 | 18-APR-2007 20:32:15 | Straylight | 39.500 | 78 | Alp Lup | 2.3040 | 28000. | 79 | 26836 | No |
| 280 | GOM_NL__2PRFIN20070418_203350_000000422057_00229_26836_1040.N1 | 18-APR-2007 20:33:50 | Straylight | 42.000 | 81 | Eta Cen | 2.3560 | 28000. | 84 | 26836 | No |
| 281 | GOM_NL__2PRFIN20070418_203609_000000462057_00229_26836_1041.N1 | 18-APR-2007 20:36:09 | Straylight | 46.000 | 54 | 5The Cen | 2.0550 | 4500.0 | 92 | 26836 | No |
| 282 | GOM_NL__2PRFIN20070418_204110_000000412057_00229_26836_1042.N1 | 18-APR-2007 20:41:10 | Twl_and_stray | 40.500 | 106 | 9Bet Crv | 2.6480 | 5600.0 | 81 | 26836 | No |
| 283 | GOM_NL__2PRFIN20070418_204419_000000432057_00229_26836_1043.N1 | 18-APR-2007 20:44:19 | Bright | 43.000 | 15 | 67Alp Vir | 0.97600 | 28000. | 86 | 26836 | No |
| 284 | GOM_NL__2PRFIN20070418_204722_000000382057_00229_26836_1044.N1 | 18-APR-2007 20:47:22 | Bright | 37.500 | 121 | 29Gam Vir | 2.7400 | 7200.0 | 75 | 26836 | No |
| 285 | GOM_NL__2PRFIN20070418_205102_000000382057_00229_26836_1045.N1 | 18-APR-2007 20:51:02 | Bright | 38.000 | 138 | 47Eps Vir | 2.8280 | 4700.0 | 76 | 26836 | No |
| 286 | GOM_NL__2PRFIN20070418_205904_000000362057_00229_26836_1046.N1 | 18-APR-2007 20:59:04 | Bright | 35.500 | 152 | 12Alp2CVn | 2.8900 | 11000. | 71 | 26836 | No |
| 287 | GOM_NL__2PRFIN20070418_210304_000000342057_00229_26836_1047.N1 | 18-APR-2007 21:03:04 | Bright | 34.000 | 87 | 64Gam UMa | 2.4330 | 11000. | 68 | 26836 | No |
| 288 | GOM_NL__2PRFIN20070418_210529_000000372057_00229_26836_1048.N1 | 18-APR-2007 21:05:29 | Bright | 37.000 | 36 | 50Alp UMa | 1.8000 | 6300.0 | 74 | 26836 | No |
| 289 | GOM_NL__2PRFIN20070418_211027_000000372057_00229_26836_1049.N1 | 18-APR-2007 21:10:27 | Bright | 36.500 | 60 | 7Bet UMi | 2.0810 | 3950.0 | 73 | 26836 | No |
| 290 | GOM_NL__2PRFIN20070418_211328_000000372057_00229_26836_1050.N1 | 18-APR-2007 21:13:28 | Bright | 36.500 | 49 | 1Alp UMi | 1.9900 | 6300.0 | 73 | 26836 | No |
| 291 | GOM_NL__2PRFIN20070418_212036_000000542057_00229_26836_1051.N1 | 18-APR-2007 21:20:36 | Bright | 54.000 | 89 | 5Alp Cep | 2.4510 | 8000.0 | 108 | 26836 | No |
| 292 | GOM_NL__2PRFIN20070418_213045_000000552057_00229_26836_1052.N1 | 18-APR-2007 21:30:45 | Bright | 55.000 | 164 | 44Eta Peg | 2.9480 | 5400.0 | 110 | 26836 | No |
| 293 | GOM_NL__2PRFIN20070418_214031_000000462057_00229_26836_1053.N1 | 18-APR-2007 21:40:31 | Dark | 45.500 | 162 | 34Alp Aqr | 2.9440 | 5350.0 | 91 | 26836 | No |
| 294 | GOM_NL__2PRFIN20070418_214538_000000452057_00229_26836_1054.N1 | 18-APR-2007 21:45:38 | Dark | 44.500 | 142 | 49Del Cap | 2.8500 | 8900.0 | 89 | 26836 | No |
| 295 | GOM_NL__2PRFIN20070418_215249_000000422057_00229_26836_1055.N1 | 18-APR-2007 21:52:49 | Dark | 41.500 | 31 | Alp Gru | 1.7340 | 15200. | 83 | 26836 | No |
| 296 | GOM_NL__2PRFIN20070418_215753_000000402057_00230_26837_1049.N1 | 18-APR-2007 21:57:53 | Dark | 39.500 | 45 | Alp Pav | 1.9400 | 26000. | 79 | 26837 | No |
| 297 | GOM_NL__2PRFIN20070418_220510_000000412057_00230_26837_1050.N1 | 18-APR-2007 22:05:10 | Dark | 40.500 | 43 | Alp TrA | 1.9100 | 4250.0 | 81 | 26837 | No |
| 298 | GOM_NL__2PRFIN20070418_220717_000000392057_00230_26837_1051.N1 | 18-APR-2007 22:07:17 | Straylight | 39.000 | 134 | Bet TrA | 2.8100 | 6600.0 | 78 | 26837 | No |
| 299 | GOM_NL__2PRFIN20070418_220937_000000512057_00230_26837_1052.N1 | 18-APR-2007 22:09:37 | Straylight | 51.000 | 4 | Alp1Cen | -0.010000 | 5800.0 | 102 | 26837 | No |
| 300 | GOM_NL__2PRFIN20070418_221251_000000412057_00230_26837_1053.N1 | 18-APR-2007 22:12:51 | Straylight | 41.000 | 78 | Alp Lup | 2.3040 | 28000. | 82 | 26837 | No |
| 301 | GOM_NL__2PRFIN20070418_221426_000000442057_00230_26837_1054.N1 | 18-APR-2007 22:14:26 | Straylight | 44.000 | 81 | Eta Cen | 2.3560 | 28000. | 88 | 26837 | No |
| 302 | GOM_NL__2PRFIN20070418_221645_000000452057_00230_26837_1055.N1 | 18-APR-2007 22:16:45 | Straylight | 45.000 | 54 | 5The Cen | 2.0550 | 4500.0 | 90 | 26837 | No |
| 303 | GOM_NL__2PRFIN20070418_222146_000000412057_00230_26837_1056.N1 | 18-APR-2007 22:21:46 | Twl_and_stray | 40.500 | 106 | 9Bet Crv | 2.6480 | 5600.0 | 81 | 26837 | No |
| 304 | GOM_NL__2PRFIN20070418_222455_000000432057_00230_26837_1057.N1 | 18-APR-2007 22:24:55 | Bright | 42.500 | 15 | 67Alp Vir | 0.97600 | 28000. | 85 | 26837 | No |
| 305 | GOM_NL__2PRFIN20070418_222758_000000362057_00230_26837_1058.N1 | 18-APR-2007 22:27:58 | Bright | 35.500 | 121 | 29Gam Vir | 2.7400 | 7200.0 | 71 | 26837 | No |
| 306 | GOM_NL__2PRFIN20070418_223138_000000382057_00230_26837_1059.N1 | 18-APR-2007 22:31:38 | Bright | 38.000 | 138 | 47Eps Vir | 2.8280 | 4700.0 | 76 | 26837 | No |
| 307 | GOM_NL__2PRFIN20070418_223940_000000372057_00230_26837_1060.N1 | 18-APR-2007 22:39:40 | Bright | 36.500 | 152 | 12Alp2CVn | 2.8900 | 11000. | 73 | 26837 | No |
| 308 | GOM_NL__2PRFIN20070418_224340_000000352057_00230_26837_1061.N1 | 18-APR-2007 22:43:40 | Bright | 35.000 | 87 | 64Gam UMa | 2.4330 | 11000. | 70 | 26837 | No |
| 309 | GOM_NL__2PRFIN20070418_224605_000000522057_00230_26837_1062.N1 | 18-APR-2007 22:46:05 | Bright | 52.000 | 36 | 50Alp UMa | 1.8000 | 6300.0 | 104 | 26837 | No |
| 310 | GOM_NL__2PRFIN20070418_225102_000000382057_00230_26837_1063.N1 | 18-APR-2007 22:51:02 | Bright | 37.500 | 60 | 7Bet UMi | 2.0810 | 3950.0 | 75 | 26837 | No |
| 311 | GOM_NL__2PRFIN20070418_225403_000000342057_00230_26837_1064.N1 | 18-APR-2007 22:54:03 | Bright | 34.000 | 49 | 1Alp UMi | 1.9900 | 6300.0 | 68 | 26837 | No |
| 312 | GOM_NL__2PRFIN20070418_230112_000000392057_00230_26837_1065.N1 | 18-APR-2007 23:01:12 | Bright | 38.500 | 89 | 5Alp Cep | 2.4510 | 8000.0 | 77 | 26837 | No |
| 313 | GOM_NL__2PRFIN20070418_231122_000000382057_00230_26837_1066.N1 | 18-APR-2007 23:11:22 | Bright | 37.500 | 164 | 44Eta Peg | 2.9480 | 5400.0 | 75 | 26837 | No |
| 314 | GOM_NL__2PRFIN20070418_232107_000000472057_00230_26837_1067.N1 | 18-APR-2007 23:21:07 | Dark | 47.000 | 162 | 34Alp Aqr | 2.9440 | 5350.0 | 94 | 26837 | No |
| 315 | GOM_NL__2PRFIN20070418_232614_000000442057_00230_26837_1068.N1 | 18-APR-2007 23:26:14 | Dark | 43.500 | 142 | 49Del Cap | 2.8500 | 8900.0 | 87 | 26837 | No |
| 316 | GOM_NL__2PRFIN20070418_233126_000000392057_00230_26837_1069.N1 | 18-APR-2007 23:31:26 | Dark | 39.000 | 172 | Gam Gru | 3.0030 | 13100. | 78 | 26837 | No |
| 317 | GOM_NL__2PRFIN20070418_233325_000000422057_00230_26837_1070.N1 | 18-APR-2007 23:33:25 | Dark | 42.000 | 31 | Alp Gru | 1.7340 | 15200. | 84 | 26837 | No |
| 318 | GOM_NL__2PRFIN20070418_233830_000000402057_00231_26838_1055.N1 | 18-APR-2007 23:38:30 | Dark | 40.000 | 45 | Alp Pav | 1.9400 | 26000. | 80 | 26838 | No |
| 319 | GOM_NL__2PRFIN20070418_234546_000000392057_00231_26838_1056.N1 | 18-APR-2007 23:45:46 | Dark | 38.500 | 43 | Alp TrA | 1.9100 | 4250.0 | 77 | 26838 | No |
| 320 | GOM_NL__2PRFIN20070418_234753_000000372057_00231_26838_1057.N1 | 18-APR-2007 23:47:53 | Straylight | 37.000 | 134 | Bet TrA | 2.8100 | 6600.0 | 74 | 26838 | No |
| 321 | GOM_NL__2PRFIN20070418_235014_000000442057_00231_26838_1058.N1 | 18-APR-2007 23:50:14 | Straylight | 43.500 | 4 | Alp1Cen | -0.010000 | 5800.0 | 87 | 26838 | No |
| 322 | GOM_NL__2PRFIN20070418_235327_000000422057_00231_26838_1059.N1 | 18-APR-2007 23:53:27 | Straylight | 41.500 | 78 | Alp Lup | 2.3040 | 28000. | 83 | 26838 | No |
| 323 | GOM_NL__2PRFIN20070418_235503_000000432057_00231_26838_1060.N1 | 18-APR-2007 23:55:03 | Straylight | 42.500 | 81 | Eta Cen | 2.3560 | 28000. | 85 | 26838 | No |
| 324 | GOM_NL__2PRFIN20070418_235721_000000422057_00231_26838_1061.N1 | 18-APR-2007 23:57:21 | Straylight | 41.500 | 54 | 5The Cen | 2.0550 | 4500.0 | 83 | 26838 | No |

3. Quality information per product

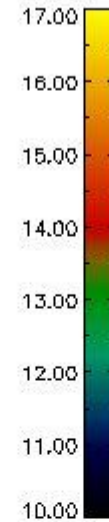
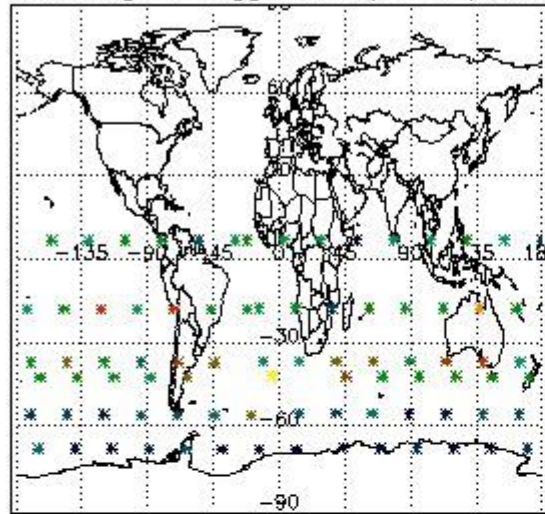
In this section it is plotted some information contained in the Quality Summary data set of the level 2 products. Only products in dark limb conditions and without errors (error flag in the MPH set to "0") are used.

3.1 Plot quality information per product (time dependant)

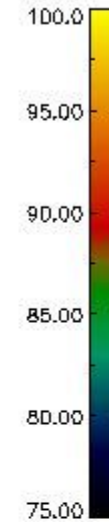
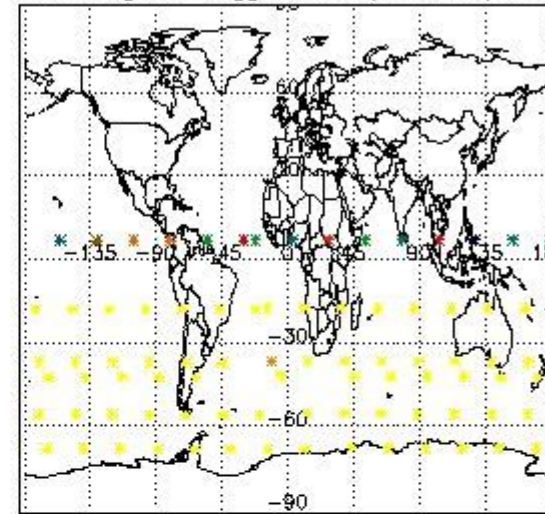


3.2 Plot quality information per product (world map)

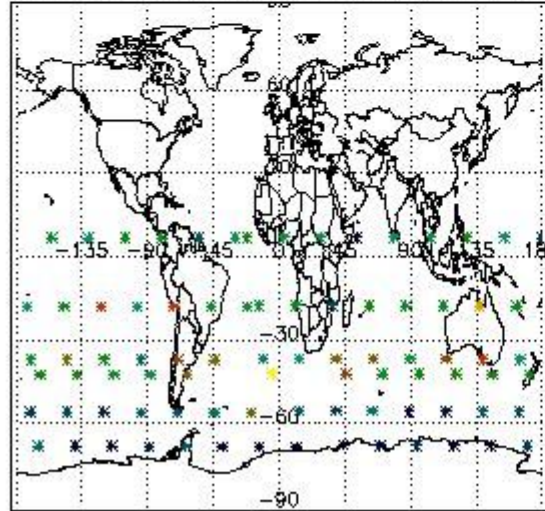
Percentage of flagged data per O3 profile



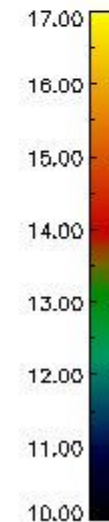
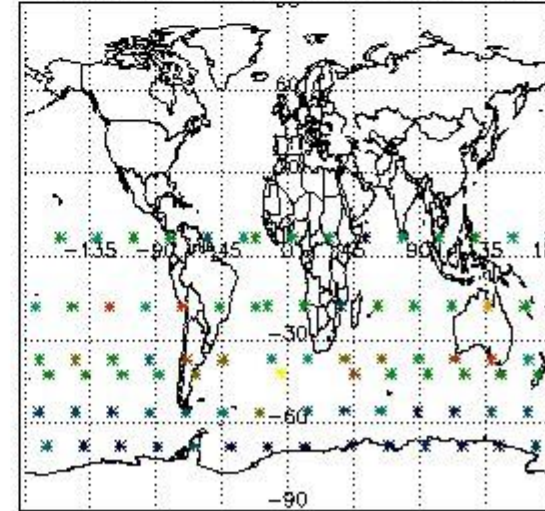
Percentage of flagged data per H2O profile



Percentage of flagged data per NO2 profile



Percentage of flagged data per NO3 profile

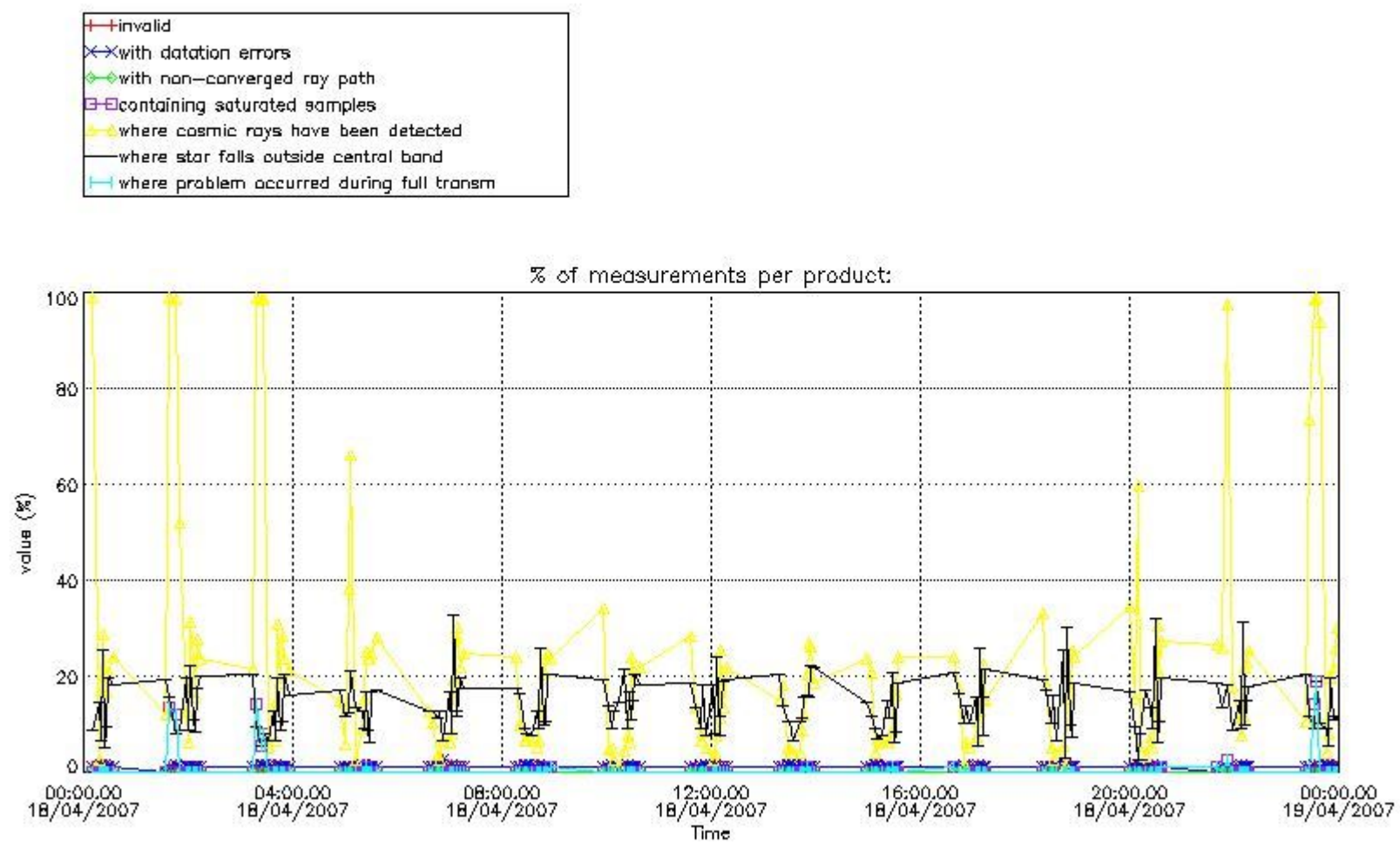


4. Level 1 quality information per product

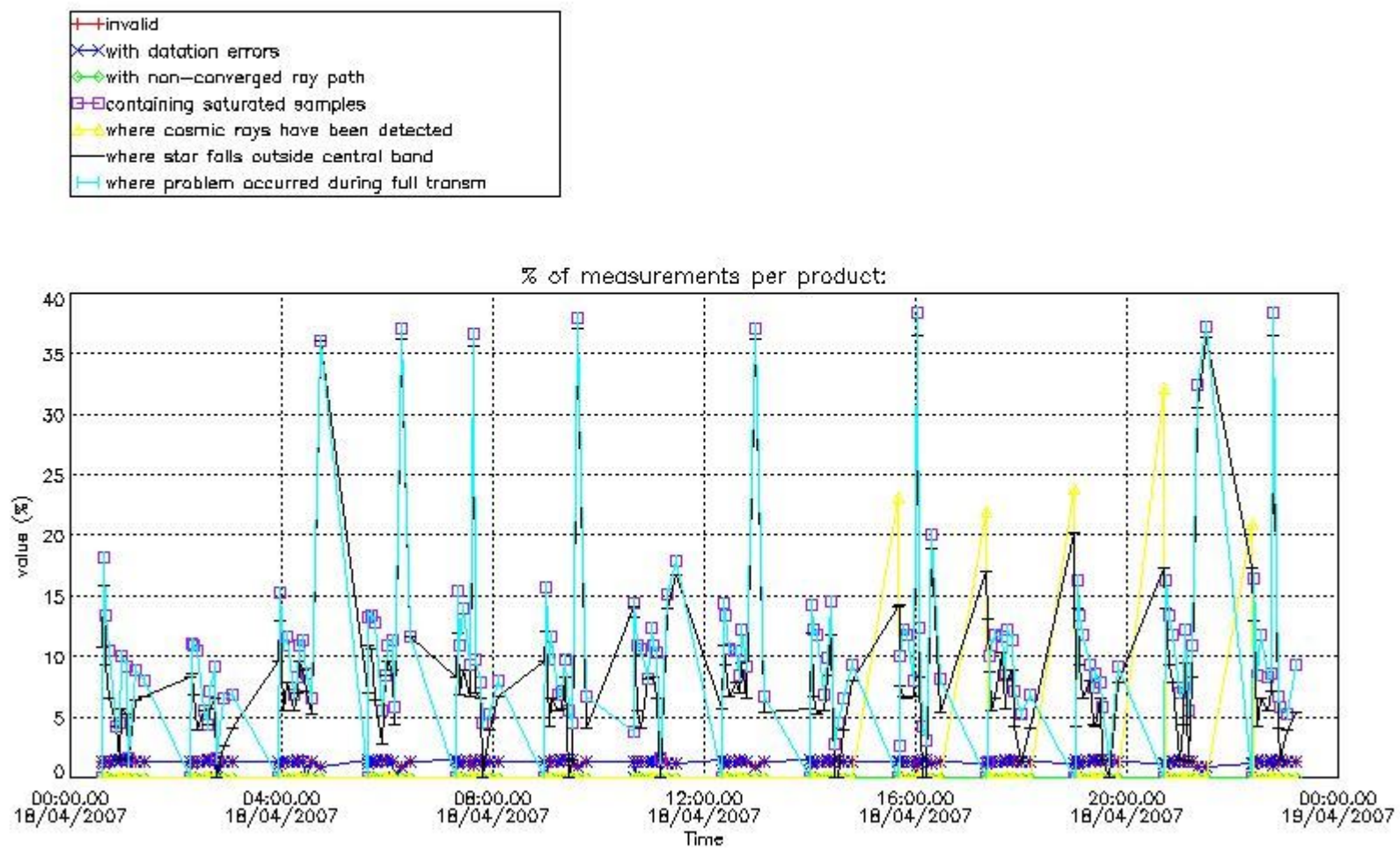
In this section it is plotted some information contained in the Quality Summary data set of the level 2 products that comes from the level 1b processing. Products without errors (error flag in the MPH set to "0") are used.

4.1 Plot quality information per product (time dependant) coming from level 1b processing

4.1.1 Plot level 1 quality information per product (time dependant): ENVISAT ASCENDING passes

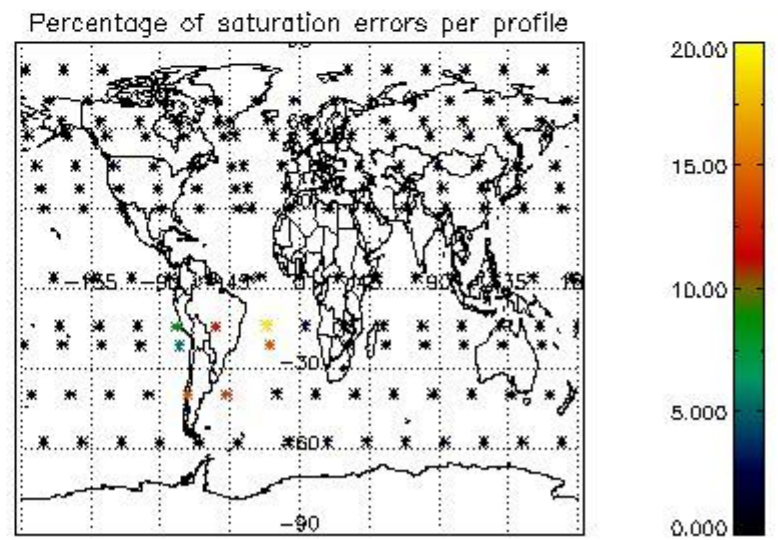
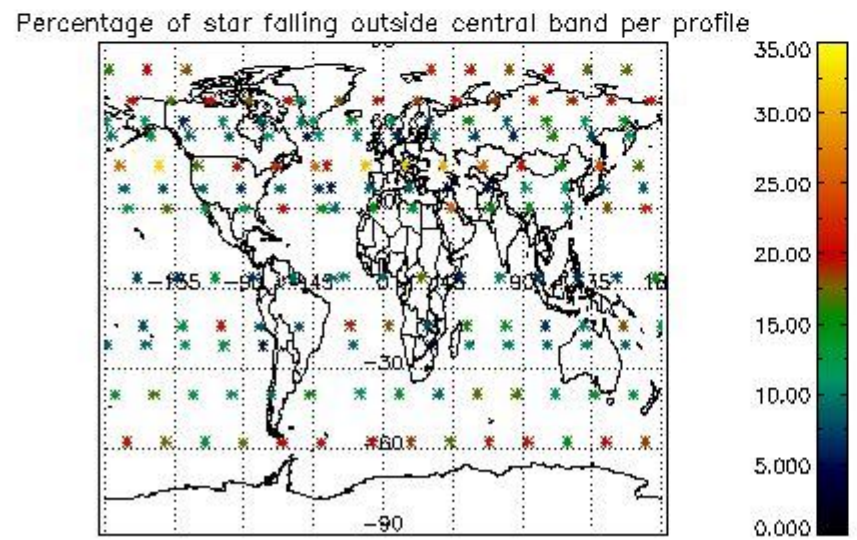
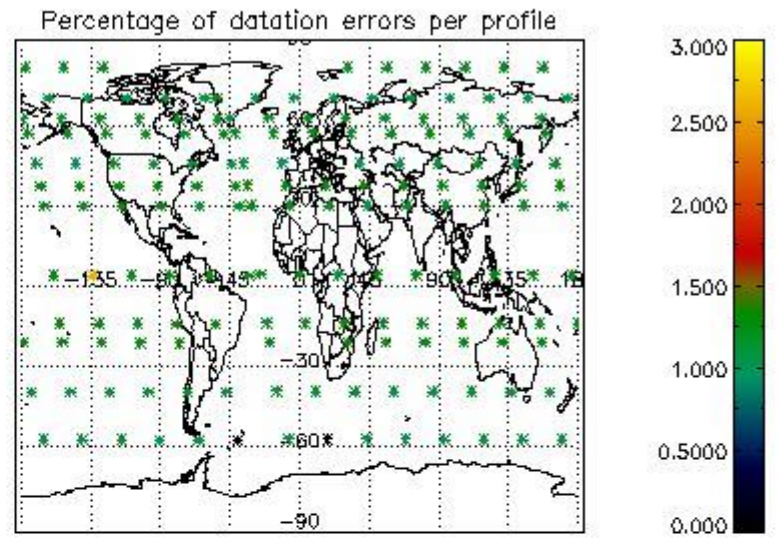
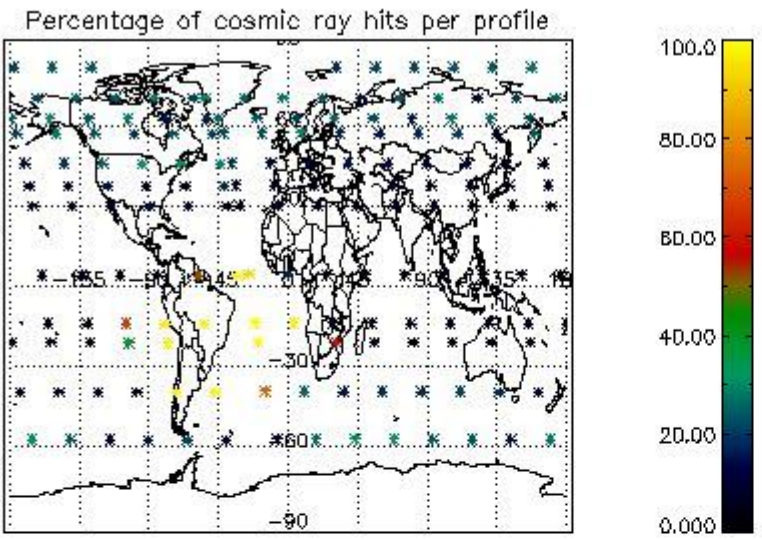


4.1.2 Plot level 1 quality information per product (time dependant): ENVI SAT DESCENDING passes

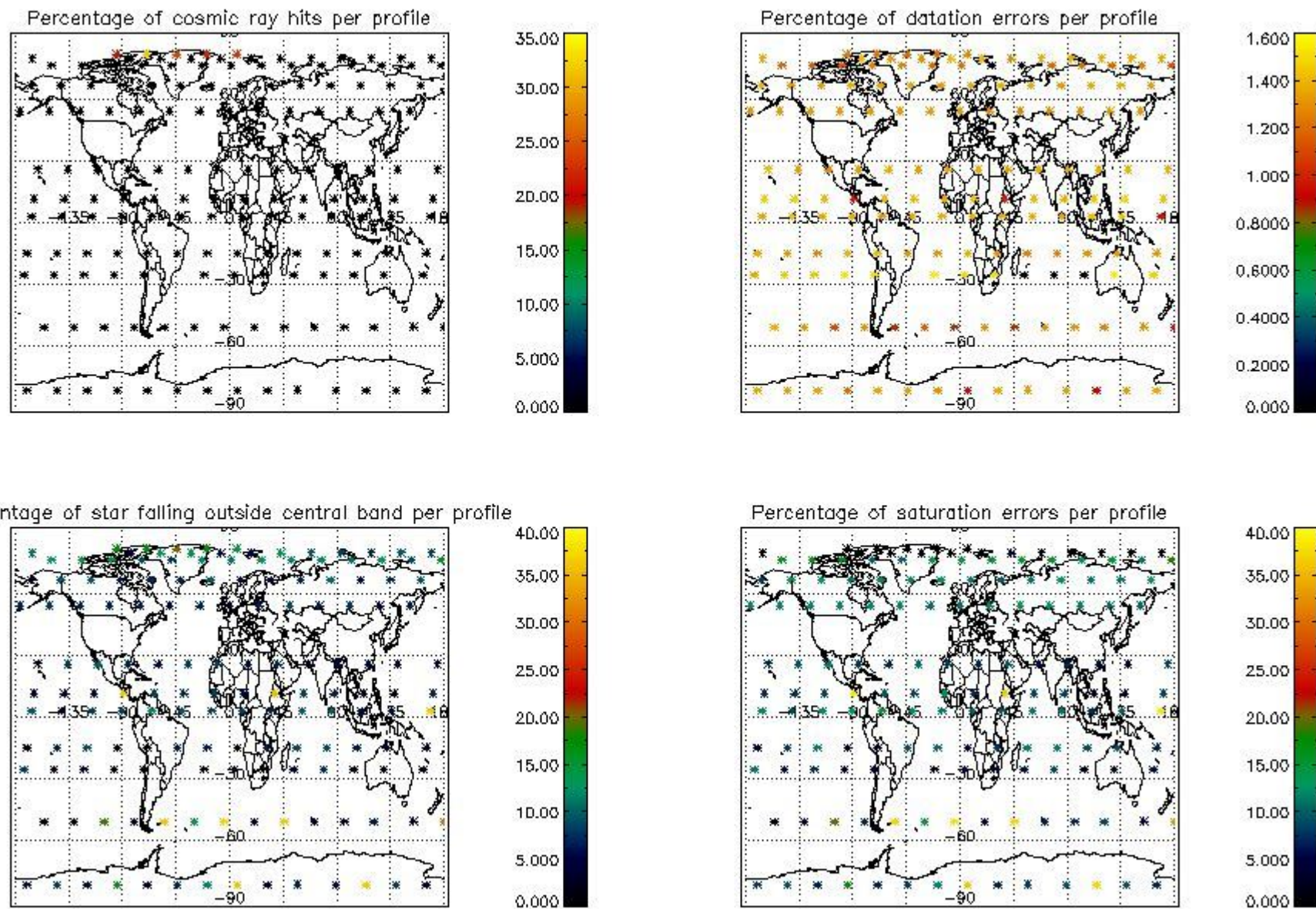


4.2 Plot quality information per product coming from level 1b processing (world map)

4.2.1 Plot level 1 quality information per product (world map): ENVISAT ASCENDING passes



4.2.2 Plot level 1 quality information per product (world map): ENVISAT DESCENDING passes



5. Trace gas profiles

5.1 Ozone statistics based on quality of products

The final quality of the products can be "measured" using the STD (Standard Deviation) attached to every point profile. This information is written to the parameter GOM_NL__2P/NL_LOCAL_SPECIES_DENSITY/o3_std of the level 2 products. The table below shows the statistics for given STD ranges.

The statistics are given with respect to the overall valid production:

- Products without fatal errors: GOM_NL__2P/MPH/PRODUCT_ERR=0
- Valid point profile: GOM_NL__2P/NL_LOCAL_SPECIES_DENSITY/pcd(0)=0

The 'Criteria' is applied to valid points of dark limb products:

- Products in dark limb illumination condition: GOM_NL__2P/NL_SUMMARY_QUALITY/obs_ill_cond=0
- Products without fatal errors: GOM_NL__2P/MPH/PRODUCT_ERR=0
- Valid point profile: GOM_NL__2P/NL_LOCAL_SPECIES_DENSITY/pcd(0)=0

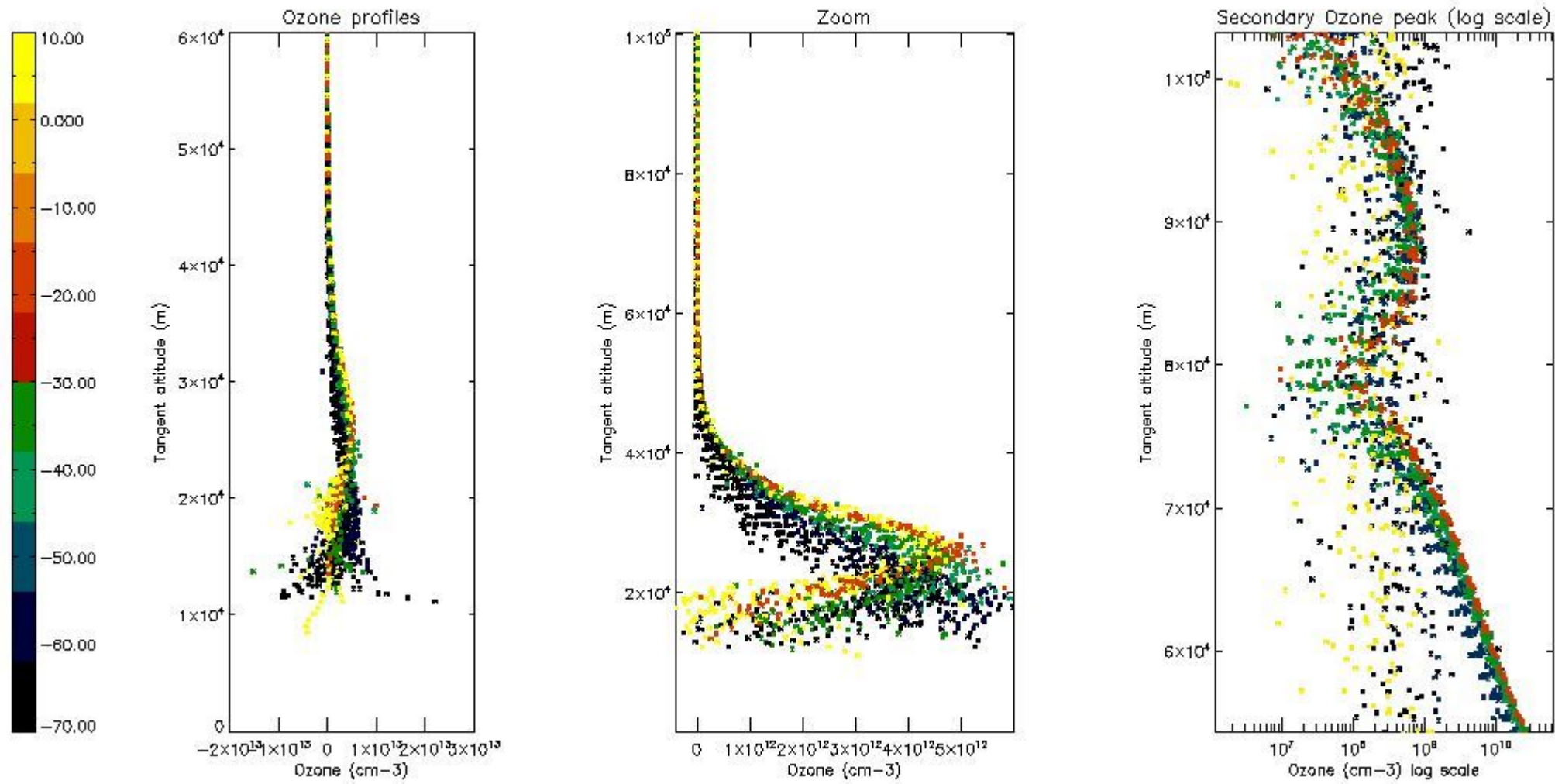
So, the table below shows the percentage of dark limb and valid observations for each criteria with respect to the overall valid daily observations.

| Criteria | % of total production |
|----------|-----------------------|
| All STD | 27 |
| STD < 20 | 13 |

| | |
|----------|---|
| STD < 10 | 9 |
| STD < 5 | 5 |

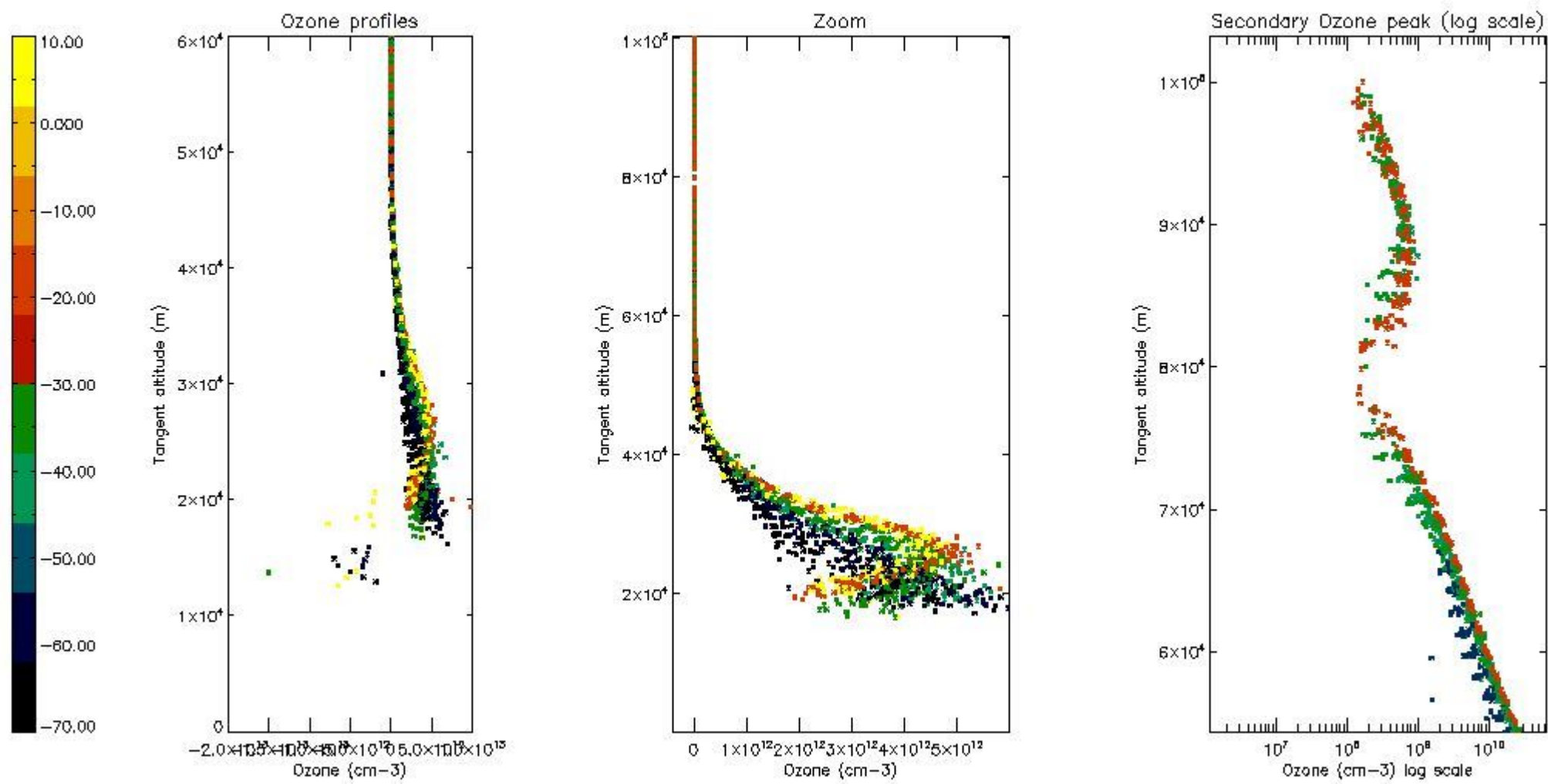
5.2 Plot ozone profiles for all STD (dark without errors)

The colorbar represents the latitude.



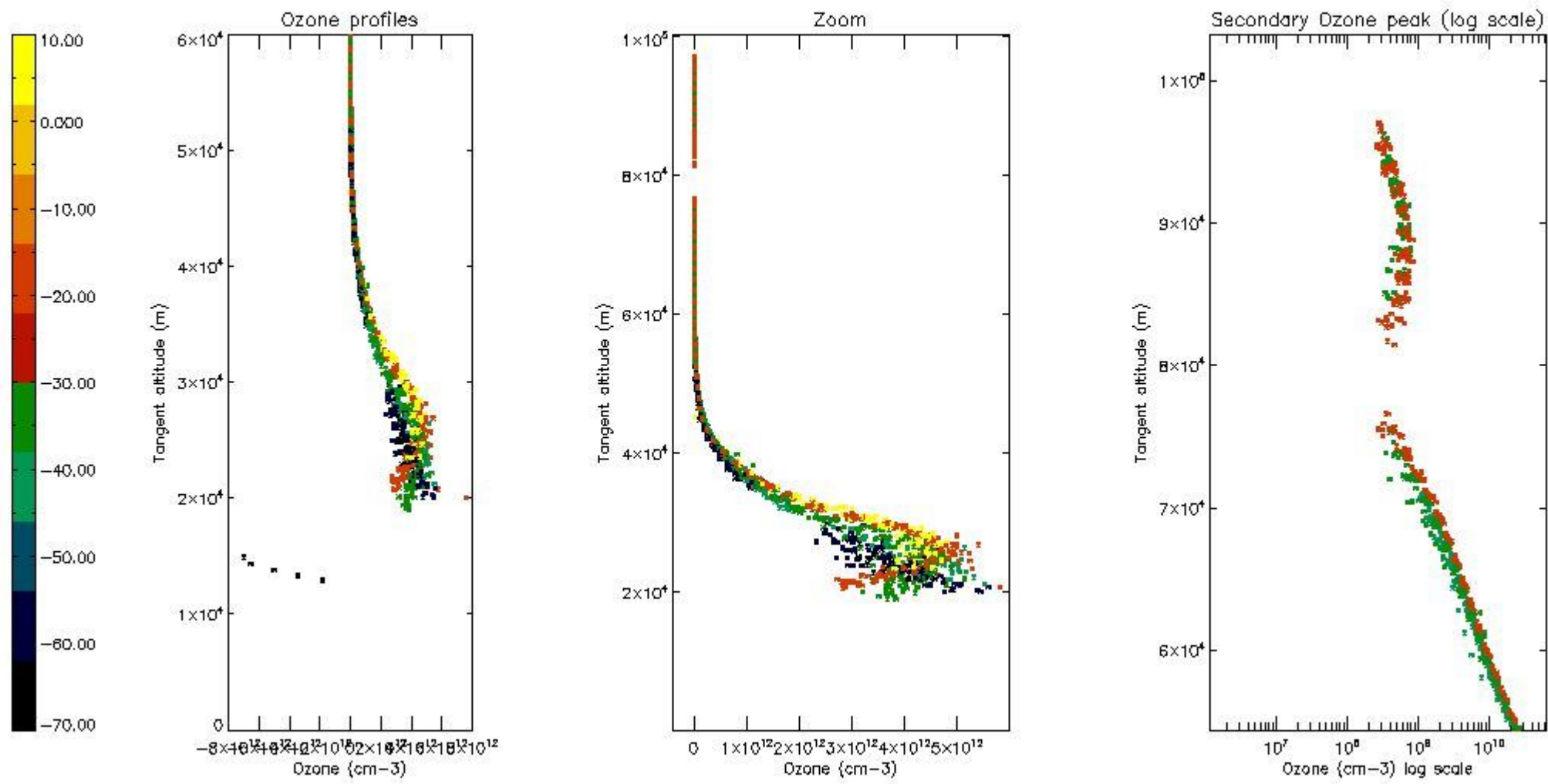
5.3 Plot ozone profiles where STD < 20% (dark without errors)

The colorbar represents the latitude.



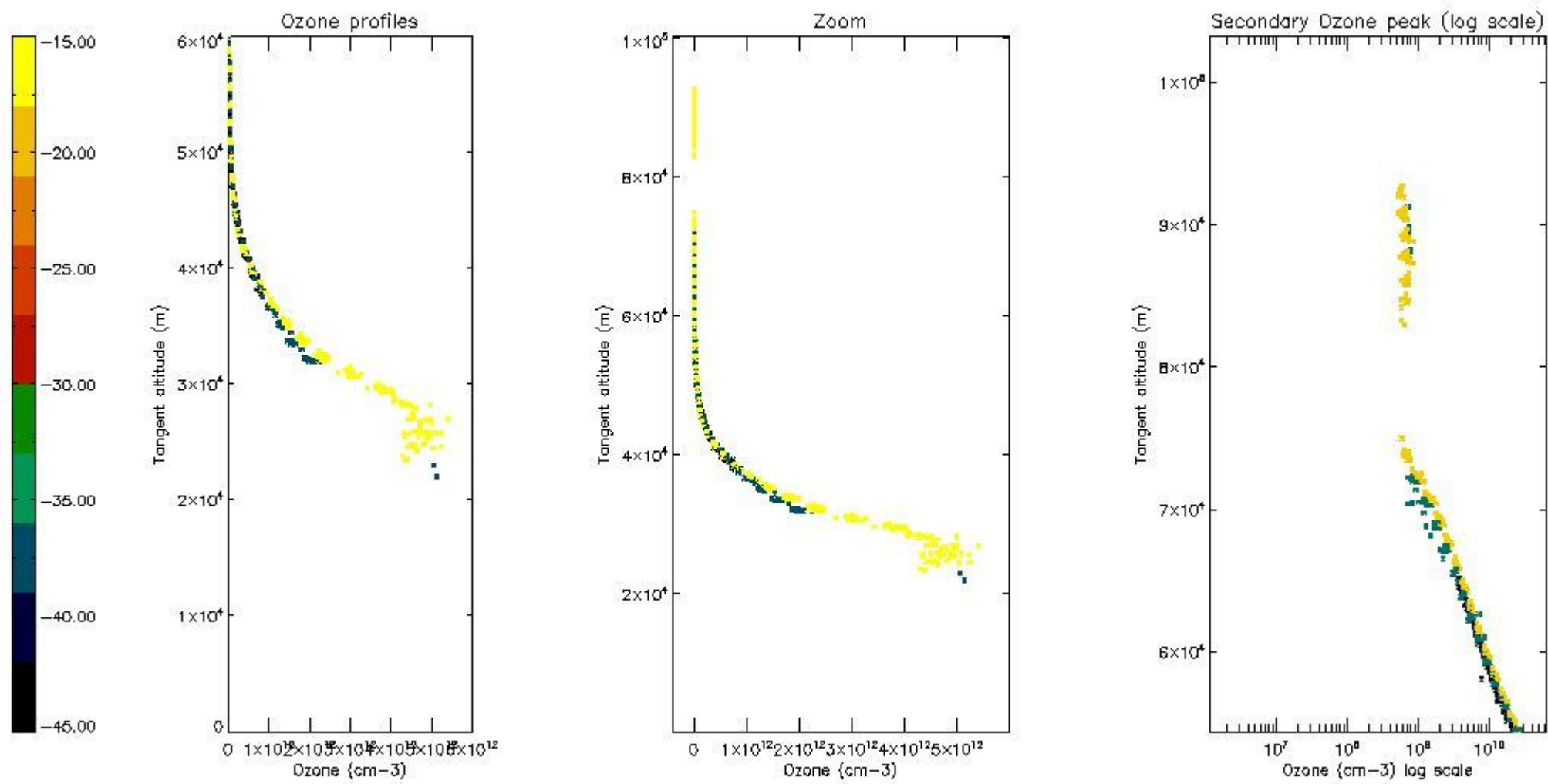
5.4 Plot ozone profiles where STD < 10% (dark without errors)

The colorbar represents the latitude.



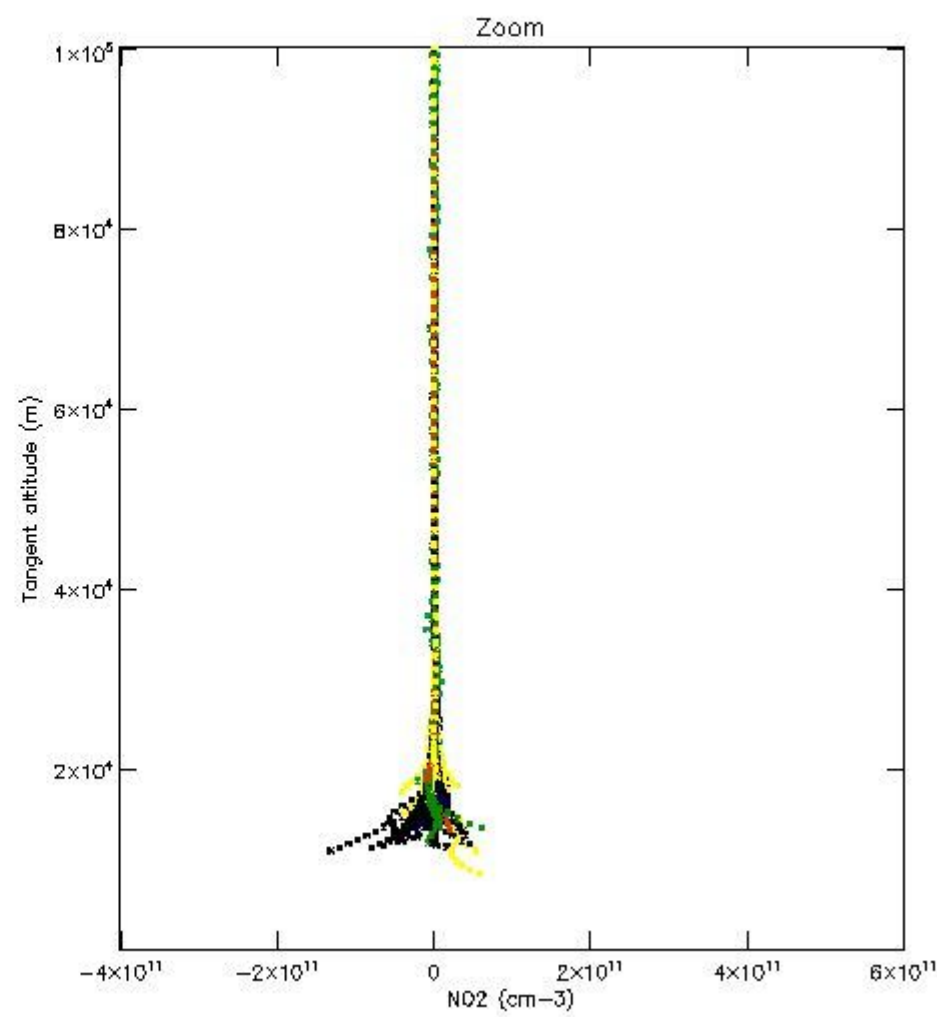
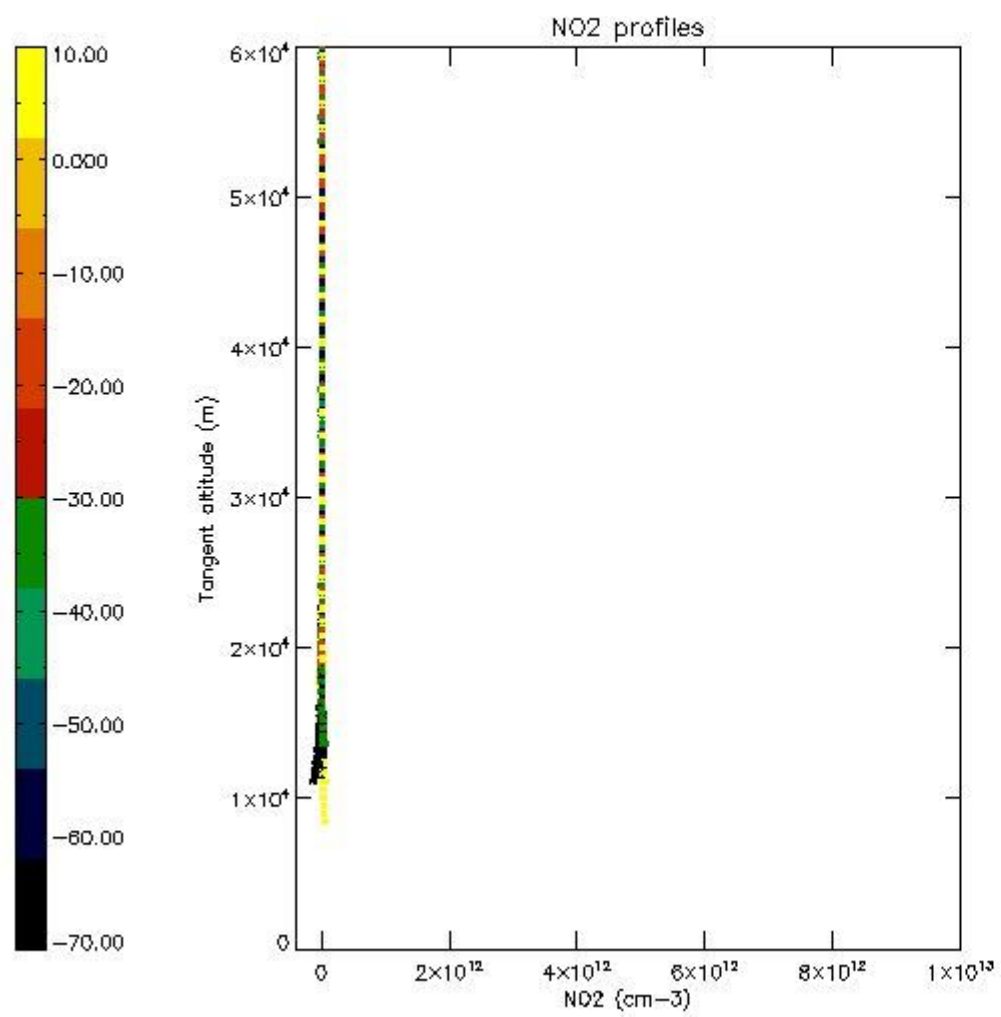
5.5 Plot ozone profiles where STD < 5% (dark without errors)

The colorbar represents the latitude.



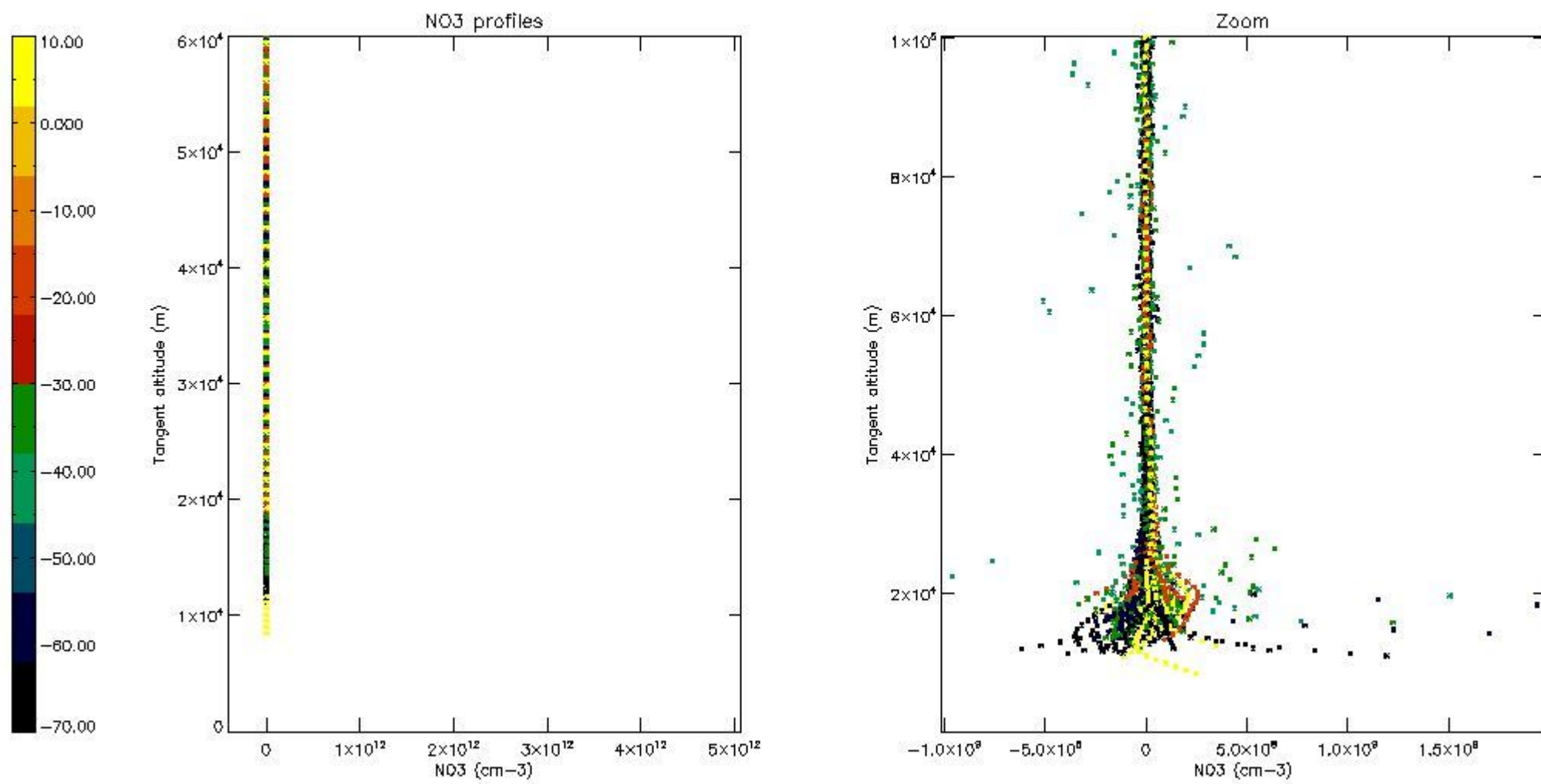
5.6 Plot NO₂ profiles for all STD (dark without errors)

The colorbar represents the latitude.



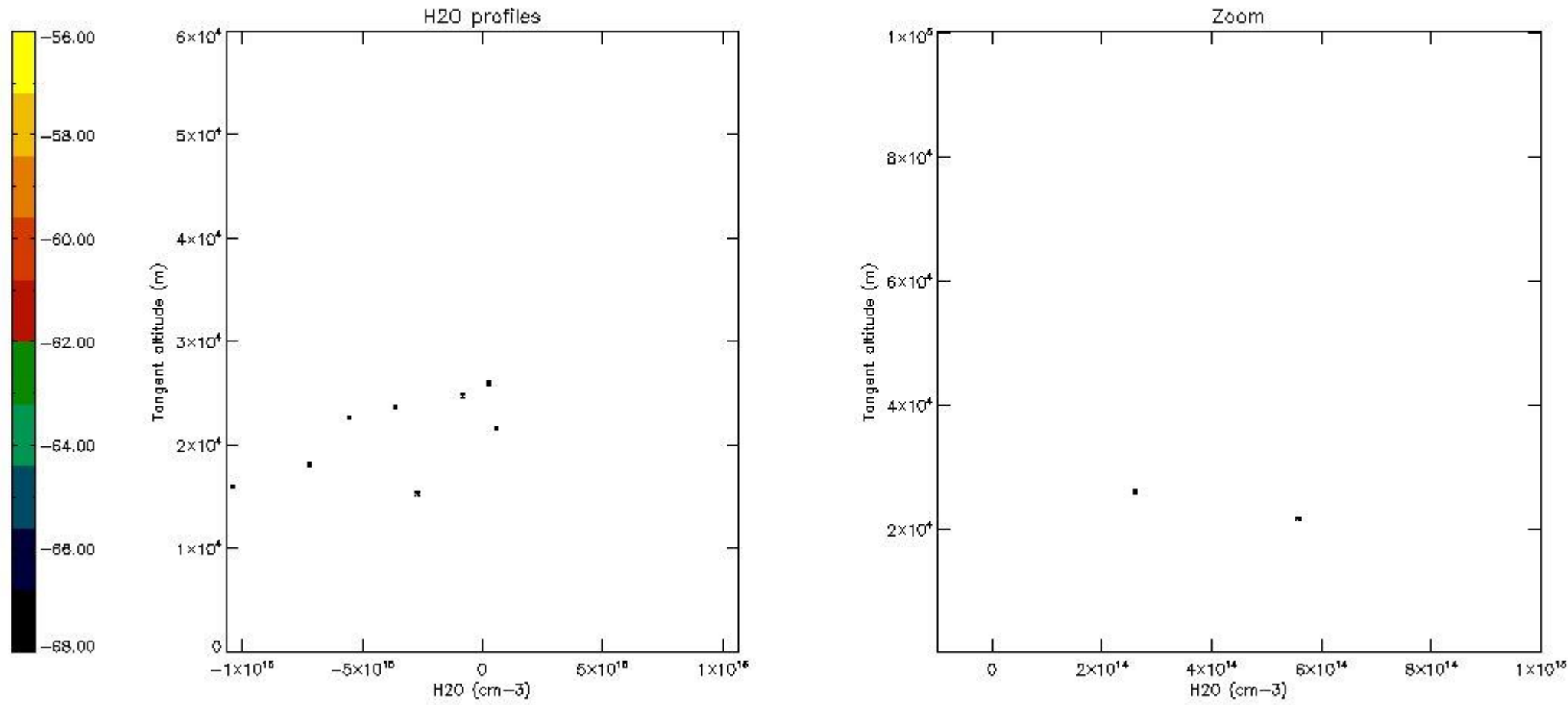
5.7 Plot NO3 profiles for all STD (dark without errors)

The colorbar represents the latitude.



5.8 Plot H2O profiles for all STD (only for occultations of stars 1,2,3,4,13,14,16,26,63 dark without errors)

The colorbar represents the latitude.



6. Auxiliary Data Files used for the production reported in section 2

The number reported in the third column indicates since which file (see list in section 2) the corresponding auxiliary file has been used. The fourth column is the date of those product files.

| Type | Auxiliary Filename | Used since product | Used since product date |
|---------------------------|---|--------------------|-------------------------|
| INST_PHYS_CHARACTERISTICS | GOM_INS_AXVIEC20091111_143220_20030716_120000_20500101_000000 | 1 | 18-APR-2007 00:09:59 |
| LEVEL-2_PROC_CONFIG | GOM_PR2_AXVIEC20091111_152718_20020301_000000_20500101_000000 | 1 | 18-APR-2007 00:09:59 |
| CROSS_SECTIONS_FILE | GOM_CRS_AXVIEC20091111_154832_20020301_000000_20500101_000000 | 1 | 18-APR-2007 00:09:59 |

GOMOS Level 2 Daily Report

SUMMARY

[1. General Info](#)

[2. Summary of processed GOM_NL_2P products](#)

[3. Level 2 Quality information per product](#)

[3.1 Plot of level 2 quality information per product \(time dependant\)](#)

[3.2 Plot of level 2 quality information per product \(world map\)](#)

[4. Level 1 Quality information per product \(stored on level 2 products\)](#)

[4.1 Plot of level 1 quality information per product \(time dependant\)](#)

[4.1.1 Plot of level 1 quality information per product \(time dependant\): ASCENDING](#)

[4.1.2 Plot of level 1 quality information per product \(time dependant\): DESCENDING](#)

[4.2 Plot of level 1 quality information per product \(world map\)](#)

[4.2.1 Plot of level 1 quality information per product \(world map\): ASCENDING](#)

[4.2.2 Plot of level 1 quality information per product \(world map\): DESCENDING](#)

[5. Ozone profiles based on quality statistics and other trace gas profiles](#)

[5.1 Ozone statistics based on quality of products](#)

[5.2 Plot ozone profiles for all STD \(dark without errors\)](#)

[5.3 Plot ozone profiles where STD < 20% \(dark without errors\)](#)

[5.4. Plot ozone profiles where STD < 10% \(dark without errors\)](#)

[5.5. Plot ozone profiles where STD < 5% \(dark without errors\)](#)

[5.6 Plot NO2 profiles for all STD \(dark without errors\)](#)

[5.7 Plot NO3 profiles for all STD \(dark without errors\)](#)

[5.8 Plot H2O profiles \(only for occultations of stars 1,2,3,4,13,14,16,26,63 dark without errors\) for all STD](#)

[6. Auxiliary Data Files used for the production reported in section 2](#)

This report presents the daily analysis on parameters extracted from GOMOS level 2 data (GOM_NL__2P). It is intended to monitor some important parameters that will impact the quality of these products. A list of level 2 products (and content) that have arrived during the reporting day to the PCF is also given.

| Item | Value |
|---------------------------|---------------------------------|
| Time of report generation | 22APR2013 18:35:27 |
| Data source version | GOMOS/6.01 |
| Start time of products | 18-04-2007 (18APR2007 00:00:00) |
| Stop time of products | 19-04-2007 (19APR2007 00:00:00) |
| Store outputs in DB | Yes |
| Nb of level 2 prods | 324 |
| Nb of prods with errors | 0 |

2. Summary of processed GOM_NL__2P products.

| Nr | Filename | UTC Start time | Limb | Duration | Star Id | Star Name | Star Mag | Star Temp | Nb Meas | Orbit | Prod. error |
|----|--|----------------------|--------------------|----------|---------|-----------|-----------|-----------|---------|-------|-------------|
| 1 | GOM_NL__2PRFIN20070418_000959_000000402057_00217_26824_0881.N1 | 18-APR-2007 00:09:59 | Dark | 39.500 | 45 | Alp Pav | 1.9400 | 26000. | 79 | 26824 | No |
| 2 | GOM_NL__2PRFIN20070418_001717_000000412057_00217_26824_0882.N1 | 18-APR-2007 00:17:17 | Dark | 41.000 | 43 | Alp TrA | 1.9100 | 4250.0 | 82 | 26824 | No |
| 3 | GOM_NL__2PRFIN20070418_001924_000000382057_00217_26824_0883.N1 | 18-APR-2007 00:19:24 | Straylight | 38.000 | 134 | Bet TrA | 2.8100 | 6600.0 | 76 | 26824 | No |
| 4 | GOM_NL__2PRFIN20070418_002145_000000472057_00217_26824_0884.N1 | 18-APR-2007 00:21:45 | Straylight | 47.000 | 4 | Alp1Cen | -0.010000 | 5800.0 | 94 | 26824 | No |
| 5 | GOM_NL__2PRFIN20070418_002458_000000392057_00217_26824_0885.N1 | 18-APR-2007 00:24:58 | Straylight | 39.000 | 78 | Alp Lup | 2.3040 | 28000. | 78 | 26824 | No |
| 6 | GOM_NL__2PRFIN20070418_002634_000000422057_00217_26824_0886.N1 | 18-APR-2007 00:26:34 | Straylight | 42.000 | 81 | Eta Cen | 2.3560 | 28000. | 84 | 26824 | No |
| 7 | GOM_NL__2PRFIN20070418_002853_000000462057_00217_26824_0887.N1 | 18-APR-2007 00:28:53 | Straylight | 46.000 | 54 | 5The Cen | 2.0550 | 4500.0 | 92 | 26824 | No |
| 8 | GOM_NL__2PRFIN20070418_003357_000000422057_00217_26824_0888.N1 | 18-APR-2007 00:33:57 | Twilight_and_stray | 41.500 | 106 | 9Bet Crv | 2.6480 | 5600.0 | 83 | 26824 | No |
| 9 | GOM_NL__2PRFIN20070418_003546_000000372057_00217_26824_0889.N1 | 18-APR-2007 00:35:46 | Bright | 37.000 | 100 | 4Gam Crv | 2.5800 | 13100. | 74 | 26824 | No |
| 10 | GOM_NL__2PRFIN20070418_003707_000000442057_00217_26824_0890.N1 | 18-APR-2007 00:37:07 | Bright | 44.000 | 15 | 67Alp Vir | 0.97600 | 28000. | 88 | 26824 | No |
| 11 | GOM_NL__2PRFIN20070418_004010_000000382057_00217_26824_0891.N1 | 18-APR-2007 00:40:10 | Bright | 37.500 | 121 | 29Gam Vir | 2.7400 | 7200.0 | 75 | 26824 | No |
| 12 | GOM_NL__2PRFIN20070418_004352_000000382057_00217_26824_0892.N1 | 18-APR-2007 00:43:52 | Bright | 38.000 | 138 | 47Eps Vir | 2.8280 | 4700.0 | 76 | 26824 | No |
| 13 | GOM_NL__2PRFIN20070418_005156_000000362057_00217_26824_0893.N1 | 18-APR-2007 00:51:56 | Bright | 36.000 | 152 | 12Alp2CVn | 2.8900 | 11000. | 72 | 26824 | No |
| 14 | GOM_NL__2PRFIN20070418_005552_000000342057_00217_26824_0894.N1 | 18-APR-2007 00:55:52 | Bright | 33.500 | 87 | 64Gam UMa | 2.4330 | 11000. | 67 | 26824 | No |
| 15 | GOM_NL__2PRFIN20070418_005816_000000352057_00217_26824_0895.N1 | 18-APR-2007 00:58:16 | Bright | 35.000 | 36 | 50Alp UMa | 1.8000 | 6300.0 | 70 | 26824 | No |
| 16 | GOM_NL__2PRFIN20070418_010319_000000382057_00217_26824_0896.N1 | 18-APR-2007 01:03:19 | Bright | 38.000 | 60 | 7Bet UMi | 2.0810 | 3950.0 | 76 | 26824 | No |
| 17 | GOM_NL__2PRFIN20070418_010616_000000332057_00217_26824_0897.N1 | 18-APR-2007 01:06:16 | Bright | 32.500 | 49 | 1Alp UMi | 1.9900 | 6300.0 | 65 | 26824 | No |
| 18 | GOM_NL__2PRFIN20070418_011327_000000402057_00217_26824_0898.N1 | 18-APR-2007 01:13:27 | Bright | 39.500 | 89 | 5Alp Cep | 2.4510 | 8000.0 | 79 | 26824 | No |
| 19 | GOM_NL__2PRFIN20070418_012332_000000382057_00217_26824_0899.N1 | 18-APR-2007 01:23:32 | Bright | 37.500 | 164 | 44Eta Peg | 2.9480 | 5400.0 | 75 | 26824 | No |
| 20 | GOM_NL__2PRFIN20070418_013313_000000472057_00217_26824_0900.N1 | 18-APR-2007 01:33:13 | Dark | 46.500 | 162 | 34Alp Aqr | 2.9440 | 5350.0 | 93 | 26824 | No |
| 21 | GOM_NL__2PRFIN20070418_013819_000000452057_00217_26824_0901.N1 | 18-APR-2007 01:38:19 | Dark | 45.000 | 142 | 49Del Cap | 2.8500 | 8900.0 | 90 | 26824 | No |
| 22 | GOM_NL__2PRFIN20070418_014533_000000382057_00217_26824_0902.N1 | 18-APR-2007 01:45:33 | Dark | 37.500 | 31 | Alp Gru | 1.7340 | 15200. | 75 | 26824 | No |
| 23 | GOM_NL__2PRFIN20070418_015035_000000402057_00218_26825_0897.N1 | 18-APR-2007 01:50:35 | Dark | 39.500 | 45 | Alp Pav | 1.9400 | 26000. | 79 | 26825 | No |
| 24 | GOM_NL__2PRFIN20070418_015753_000000442057_00218_26825_0898.N1 | 18-APR-2007 01:57:53 | Dark | 43.500 | 43 | Alp TrA | 1.9100 | 4250.0 | 87 | 26825 | No |
| 25 | GOM_NL__2PRFIN20070418_020000_000000402057_00218_26825_0899.N1 | 18-APR-2007 02:00:00 | Straylight | 39.500 | 134 | Bet TrA | 2.8100 | 6600.0 | 79 | 26825 | No |
| 26 | GOM_NL__2PRFIN20070418_020222_000000452057_00218_26825_0900.N1 | 18-APR-2007 02:02:22 | Straylight | 45.000 | 4 | Alp1Cen | -0.010000 | 5800.0 | 90 | 26825 | No |
| 27 | GOM_NL__2PRFIN20070418_020535_000000412057_00218_26825_0901.N1 | 18-APR-2007 02:05:35 | Straylight | 41.000 | 78 | Alp Lup | 2.3040 | 28000. | 82 | 26825 | No |
| 28 | GOM_NL__2PRFIN20070418_020710_000000422057_00218_26825_0902.N1 | 18-APR-2007 02:07:10 | Straylight | 42.000 | 81 | Eta Cen | 2.3560 | 28000. | 84 | 26825 | No |
| 29 | GOM_NL__2PRFIN20070418_020930_000000462057_00218_26825_0903.N1 | 18-APR-2007 02:09:30 | Straylight | 45.500 | 54 | 5The Cen | 2.0550 | 4500.0 | 91 | 26825 | No |
| 30 | GOM_NL__2PRFIN20070418_021433_000000432057_00218_26825_0904.N1 | 18-APR-2007 02:14:33 | Twilight_and_stray | 42.500 | 106 | 9Bet Crv | 2.6480 | 5600.0 | 85 | 26825 | No |
| 31 | GOM_NL__2PRFIN20070418_021622_000000372057_00218_26825_0905.N1 | 18-APR-2007 02:16:22 | Bright | 36.500 | 100 | 4Gam Crv | 2.5800 | 13100. | 73 | 26825 | No |
| 32 | GOM_NL__2PRFIN20070418_021743_000000412057_00218_26825_0906.N1 | 18-APR-2007 02:17:43 | Bright | 40.500 | 15 | 67Alp Vir | 0.97600 | 28000. | 81 | 26825 | No |
| 33 | GOM_NL__2PRFIN20070418_022046_000000372057_00218_26825_0907.N1 | 18-APR-2007 02:20:46 | Bright | 36.500 | 121 | 29Gam Vir | 2.7400 | 7200.0 | 73 | 26825 | No |
| 34 | GOM_NL__2PRFIN20070418_022428_000000382057_00218_26825_0908.N1 | 18-APR-2007 02:24:28 | Bright | 38.000 | 138 | 47Eps Vir | 2.8280 | 4700.0 | 76 | 26825 | No |
| 35 | GOM_NL__2PRFIN20070418_023231_000000372057_00218_26825_0909.N1 | 18-APR-2007 02:32:31 | Bright | 36.500 | 152 | 12Alp2CVn | 2.8900 | 11000. | 73 | 26825 | No |
| 36 | GOM_NL__2PRFIN20070418_023628_000000352057_00218_26825_0910.N1 | 18-APR-2007 02:36:28 | Bright | 34.500 | 87 | 64Gam UMa | 2.4330 | 11000. | 69 | 26825 | No |
| 37 | GOM_NL__2PRFIN20070418_023852_000000352057_00218_26825_0911.N1 | 18-APR-2007 02:38:52 | Bright | 35.000 | 36 | 50Alp UMa | 1.8000 | 6300.0 | 70 | 26825 | No |
| 38 | GOM_NL__2PRFIN20070418_024354_000000392057_00218_26825_0912.N1 | 18-APR-2007 02:43:54 | Bright | 38.500 | 60 | 7Bet UMi | 2.0810 | 3950.0 | 77 | 26825 | No |
| 39 | GOM_NL__2PRFIN20070418_024652_000000322057_00218_26825_0913.N1 | 18-APR-2007 02:46:52 | Bright | 32.000 | 49 | 1Alp UMi | 1.9900 | 6300.0 | 64 | 26825 | No |
| 40 | GOM_NL__2PRFIN20070418_025403_000000392057_00218_26825_0914.N1 | 18-APR-2007 02:54:03 | Bright | 38.500 | 89 | 5Alp Cep | 2.4510 | 8000.0 | 77 | 26825 | No |
| 41 | GOM_NL__2PRFIN20070418_030408_000000372057_00218_26825_0915.N1 | 18-APR-2007 03:04:08 | Bright | 36.500 | 164 | 44Eta Peg | 2.9480 | 5400.0 | 73 | 26825 | No |
| 42 | GOM_NL__2PRFIN20070418_031350_000000472057_00218_26825_0916.N1 | 18-APR-2007 03:13:50 | Dark | 47.000 | 162 | 34Alp Aqr | 2.9440 | 5350.0 | 94 | 26825 | No |

| | | | | | | | | | | | |
|-----|--|----------------------|----------------|--------|-----|-----------|-----------|--------|-----|-------|----|
| 43 | GOM_NL__2PRFIN20070418_031855_000000432057_00218_26825_0917.N1 | 18-APR-2007 03:18:55 | Dark | 42.500 | 142 | 49Del Cap | 2.8500 | 8900.0 | 85 | 26825 | No |
| 44 | GOM_NL__2PRFIN20070418_032409_000000382057_00218_26825_0918.N1 | 18-APR-2007 03:24:09 | Dark | 37.500 | 172 | Gam Gru | 3.0030 | 13100. | 75 | 26825 | No |
| 45 | GOM_NL__2PRFIN20070418_032609_000000372057_00218_26825_0919.N1 | 18-APR-2007 03:26:09 | Dark | 37.000 | 31 | Alp Gru | 1.7340 | 15200. | 74 | 26825 | No |
| 46 | GOM_NL__2PRFIN20070418_033112_000000392057_00219_26826_0912.N1 | 18-APR-2007 03:31:12 | Dark | 38.500 | 45 | Alp Pav | 1.9400 | 26000. | 77 | 26826 | No |
| 47 | GOM_NL__2PRFIN20070418_033830_000000402057_00219_26826_0913.N1 | 18-APR-2007 03:38:30 | Dark | 39.500 | 43 | Alp TrA | 1.9100 | 4250.0 | 79 | 26826 | No |
| 48 | GOM_NL__2PRFIN20070418_034037_000000382057_00219_26826_0914.N1 | 18-APR-2007 03:40:37 | Straylight | 38.000 | 134 | Bet TrA | 2.8100 | 6600.0 | 76 | 26826 | No |
| 49 | GOM_NL__2PRFIN20070418_034258_000000442057_00219_26826_0915.N1 | 18-APR-2007 03:42:58 | Straylight | 43.500 | 4 | Alp1Cen | -0.010000 | 5800.0 | 87 | 26826 | No |
| 50 | GOM_NL__2PRFIN20070418_034611_000000412057_00219_26826_0916.N1 | 18-APR-2007 03:46:11 | Straylight | 40.500 | 78 | Alp Lup | 2.3040 | 28000. | 81 | 26826 | No |
| 51 | GOM_NL__2PRFIN20070418_034746_000000432057_00219_26826_0917.N1 | 18-APR-2007 03:47:46 | Straylight | 42.500 | 81 | Eta Cen | 2.3560 | 28000. | 85 | 26826 | No |
| 52 | GOM_NL__2PRFIN20070418_035006_000000472057_00219_26826_0918.N1 | 18-APR-2007 03:50:06 | Straylight | 46.500 | 54 | 5The Cen | 2.0550 | 4500.0 | 93 | 26826 | No |
| 53 | GOM_NL__2PRFIN20070418_035509_000000412057_00219_26826_0919.N1 | 18-APR-2007 03:55:09 | Tw_i_and_stray | 40.500 | 106 | 9Bet Crv | 2.6480 | 5600.0 | 81 | 26826 | No |
| 54 | GOM_NL__2PRFIN20070418_035658_000000372057_00219_26826_0920.N1 | 18-APR-2007 03:56:58 | Bright | 36.500 | 100 | 4Gam Crv | 2.5800 | 13100. | 73 | 26826 | No |
| 55 | GOM_NL__2PRFIN20070418_035819_000000432057_00219_26826_0921.N1 | 18-APR-2007 03:58:19 | Bright | 42.500 | 15 | 67Alp Vir | 0.97600 | 28000. | 85 | 26826 | No |
| 56 | GOM_NL__2PRFIN20070418_040122_000000372057_00219_26826_0922.N1 | 18-APR-2007 04:01:22 | Bright | 36.500 | 121 | 29Gam Vir | 2.7400 | 7200.0 | 73 | 26826 | No |
| 57 | GOM_NL__2PRFIN20070418_040504_000000392057_00219_26826_0923.N1 | 18-APR-2007 04:05:04 | Bright | 38.500 | 138 | 47Eps Vir | 2.8280 | 4700.0 | 77 | 26826 | No |
| 58 | GOM_NL__2PRFIN20070418_041307_000000372057_00219_26826_0924.N1 | 18-APR-2007 04:13:07 | Bright | 36.500 | 152 | 12Alp2CVn | 2.8900 | 11000. | 73 | 26826 | No |
| 59 | GOM_NL__2PRFIN20070418_041704_000000362057_00219_26826_0925.N1 | 18-APR-2007 04:17:04 | Bright | 36.000 | 87 | 64Gam UMa | 2.4330 | 11000. | 72 | 26826 | No |
| 60 | GOM_NL__2PRFIN20070418_041928_000000372057_00219_26826_0926.N1 | 18-APR-2007 04:19:28 | Bright | 36.500 | 36 | 50Alp UMa | 1.8000 | 6300.0 | 73 | 26826 | No |
| 61 | GOM_NL__2PRFIN20070418_042430_000000402057_00219_26826_0927.N1 | 18-APR-2007 04:24:30 | Bright | 39.500 | 60 | 7Bet UMi | 2.0810 | 3950.0 | 79 | 26826 | No |
| 62 | GOM_NL__2PRFIN20070418_042728_000000352057_00219_26826_0928.N1 | 18-APR-2007 04:27:28 | Bright | 35.000 | 49 | 1Alp UMi | 1.9900 | 6300.0 | 70 | 26826 | No |
| 63 | GOM_NL__2PRFIN20070418_043439_000000392057_00219_26826_0929.N1 | 18-APR-2007 04:34:39 | Bright | 38.500 | 89 | 5Alp Cep | 2.4510 | 8000.0 | 77 | 26826 | No |
| 64 | GOM_NL__2PRFIN20070418_044444_000000542057_00219_26826_0930.N1 | 18-APR-2007 04:44:44 | Bright | 54.000 | 164 | 44Eta Peg | 2.9480 | 5400.0 | 108 | 26826 | No |
| 65 | GOM_NL__2PRFIN20070418_045426_000000472057_00219_26826_0931.N1 | 18-APR-2007 04:54:26 | Dark | 46.500 | 162 | 34Alp Aqr | 2.9440 | 5350.0 | 93 | 26826 | No |
| 66 | GOM_NL__2PRFIN20070418_045932_000000442057_00219_26826_0932.N1 | 18-APR-2007 04:59:32 | Dark | 43.500 | 142 | 49Del Cap | 2.8500 | 8900.0 | 87 | 26826 | No |
| 67 | GOM_NL__2PRFIN20070418_050446_000000412057_00219_26826_0933.N1 | 18-APR-2007 05:04:46 | Dark | 40.500 | 172 | Gam Gru | 3.0030 | 13100. | 81 | 26826 | No |
| 68 | GOM_NL__2PRFIN20070418_050646_000000432057_00219_26826_0934.N1 | 18-APR-2007 05:06:46 | Dark | 43.000 | 31 | Alp Gru | 1.7340 | 15200. | 86 | 26826 | No |
| 69 | GOM_NL__2PRFIN20070418_051148_000000412057_00220_26827_0923.N1 | 18-APR-2007 05:11:48 | Dark | 41.000 | 45 | Alp Pav | 1.9400 | 26000. | 82 | 26827 | No |
| 70 | GOM_NL__2PRFIN20070418_051906_000000392057_00220_26827_0924.N1 | 18-APR-2007 05:19:06 | Dark | 39.000 | 43 | Alp TrA | 1.9100 | 4250.0 | 78 | 26827 | No |
| 71 | GOM_NL__2PRFIN20070418_052113_000000392057_00220_26827_0925.N1 | 18-APR-2007 05:21:13 | Straylight | 39.000 | 134 | Bet TrA | 2.8100 | 6600.0 | 78 | 26827 | No |
| 72 | GOM_NL__2PRFIN20070418_052335_000000422057_00220_26827_0926.N1 | 18-APR-2007 05:23:35 | Straylight | 42.000 | 4 | Alp1Cen | -0.010000 | 5800.0 | 84 | 26827 | No |
| 73 | GOM_NL__2PRFIN20070418_052647_000000412057_00220_26827_0927.N1 | 18-APR-2007 05:26:47 | Straylight | 40.500 | 78 | Alp Lup | 2.3040 | 28000. | 81 | 26827 | No |
| 74 | GOM_NL__2PRFIN20070418_052823_000000412057_00220_26827_0928.N1 | 18-APR-2007 05:28:23 | Straylight | 40.500 | 81 | Eta Cen | 2.3560 | 28000. | 81 | 26827 | No |
| 75 | GOM_NL__2PRFIN20070418_053042_000000452057_00220_26827_0929.N1 | 18-APR-2007 05:30:42 | Straylight | 44.500 | 54 | 5The Cen | 2.0550 | 4500.0 | 89 | 26827 | No |
| 76 | GOM_NL__2PRFIN20070418_053545_000000412057_00220_26827_0930.N1 | 18-APR-2007 05:35:45 | Tw_i_and_stray | 41.000 | 106 | 9Bet Crv | 2.6480 | 5600.0 | 82 | 26827 | No |
| 77 | GOM_NL__2PRFIN20070418_053735_000000362057_00220_26827_0931.N1 | 18-APR-2007 05:37:35 | Bright | 36.000 | 100 | 4Gam Crv | 2.5800 | 13100. | 72 | 26827 | No |
| 78 | GOM_NL__2PRFIN20070418_053855_000000422057_00220_26827_0932.N1 | 18-APR-2007 05:38:55 | Bright | 41.500 | 15 | 67Alp Vir | 0.97600 | 28000. | 83 | 26827 | No |
| 79 | GOM_NL__2PRFIN20070418_054158_000000382057_00220_26827_0933.N1 | 18-APR-2007 05:41:58 | Bright | 37.500 | 121 | 29Gam Vir | 2.7400 | 7200.0 | 75 | 26827 | No |
| 80 | GOM_NL__2PRFIN20070418_054540_000000392057_00220_26827_0934.N1 | 18-APR-2007 05:45:40 | Bright | 39.000 | 138 | 47Eps Vir | 2.8280 | 4700.0 | 78 | 26827 | No |
| 81 | GOM_NL__2PRFIN20070418_055343_000000362057_00220_26827_0935.N1 | 18-APR-2007 05:53:43 | Bright | 36.000 | 152 | 12Alp2CVn | 2.8900 | 11000. | 72 | 26827 | No |
| 82 | GOM_NL__2PRFIN20070418_055741_000000362057_00220_26827_0936.N1 | 18-APR-2007 05:57:41 | Bright | 35.500 | 87 | 64Gam UMa | 2.4330 | 11000. | 71 | 26827 | No |
| 83 | GOM_NL__2PRFIN20070418_060005_000000372057_00220_26827_0937.N1 | 18-APR-2007 06:00:05 | Bright | 36.500 | 36 | 50Alp UMa | 1.8000 | 6300.0 | 73 | 26827 | No |
| 84 | GOM_NL__2PRFIN20070418_060506_000000402057_00220_26827_0938.N1 | 18-APR-2007 06:05:06 | Bright | 39.500 | 60 | 7Bet UMi | 2.0810 | 3950.0 | 79 | 26827 | No |
| 85 | GOM_NL__2PRFIN20070418_060804_000000342057_00220_26827_0939.N1 | 18-APR-2007 06:08:04 | Bright | 34.000 | 49 | 1Alp UMi | 1.9900 | 6300.0 | 68 | 26827 | No |
| 86 | GOM_NL__2PRFIN20070418_061514_000000582057_00220_26827_0940.N1 | 18-APR-2007 06:15:14 | Bright | 58.000 | 89 | 5Alp Cep | 2.4510 | 8000.0 | 116 | 26827 | No |
| 87 | GOM_NL__2PRFIN20070418_062521_000000392057_00220_26827_0941.N1 | 18-APR-2007 06:25:21 | Bright | 38.500 | 164 | 44Eta Peg | 2.9480 | 5400.0 | 77 | 26827 | No |
| 88 | GOM_NL__2PRFIN20070418_063503_000000442057_00220_26827_0942.N1 | 18-APR-2007 06:35:03 | Dark | 43.500 | 162 | 34Alp Aqr | 2.9440 | 5350.0 | 87 | 26827 | No |
| 89 | GOM_NL__2PRFIN20070418_064008_000000442057_00220_26827_0943.N1 | 18-APR-2007 06:40:08 | Dark | 43.500 | 142 | 49Del Cap | 2.8500 | 8900.0 | 87 | 26827 | No |
| 90 | GOM_NL__2PRFIN20070418_064522_000000402057_00220_26827_0944.N1 | 18-APR-2007 06:45:22 | Dark | 39.500 | 172 | Gam Gru | 3.0030 | 13100. | 79 | 26827 | No |
| 91 | GOM_NL__2PRFIN20070418_064722_000000392057_00220_26827_0945.N1 | 18-APR-2007 06:47:22 | Dark | 39.000 | 31 | Alp Gru | 1.7340 | 15200. | 78 | 26827 | No |
| 92 | GOM_NL__2PRFIN20070418_065225_000000392057_00221_26828_0945.N1 | 18-APR-2007 06:52:25 | Dark | 38.500 | 45 | Alp Pav | 1.9400 | 26000. | 77 | 26828 | No |
| 93 | GOM_NL__2PRFIN20070418_065943_000000422057_00221_26828_0946.N1 | 18-APR-2007 06:59:43 | Dark | 41.500 | 43 | Alp TrA | 1.9100 | 4250.0 | 83 | 26828 | No |
| 94 | GOM_NL__2PRFIN20070418_070150_000000382057_00221_26828_0947.N1 | 18-APR-2007 07:01:50 | Straylight | 38.000 | 134 | Bet TrA | 2.8100 | 6600.0 | 76 | 26828 | No |
| 95 | GOM_NL__2PRFIN20070418_070411_000000522057_00221_26828_0948.N1 | 18-APR-2007 07:04:11 | Straylight | 52.000 | 4 | Alp1Cen | -0.010000 | 5800.0 | 104 | 26828 | No |
| 96 | GOM_NL__2PRFIN20070418_070724_000000432057_00221_26828_0949.N1 | 18-APR-2007 07:07:24 | Straylight | 43.000 | 78 | Alp Lup | 2.3040 | 28000. | 86 | 26828 | No |
| 97 | GOM_NL__2PRFIN20070418_070859_000000432057_00221_26828_0950.N1 | 18-APR-2007 07:08:59 | Straylight | 43.000 | 81 | Eta Cen | 2.3560 | 28000. | 86 | 26828 | No |
| 98 | GOM_NL__2PRFIN20070418_071119_000000462057_00221_26828_0951.N1 | 18-APR-2007 07:11:19 | Straylight | 46.000 | 54 | 5The Cen | 2.0550 | 4500.0 | 92 | 26828 | No |
| 99 | GOM_NL__2PRFIN20070418_071621_000000412057_00221_26828_0952.N1 | 18-APR-2007 07:16:21 | Tw_i_and_stray | 40.500 | 106 | 9Bet Crv | 2.6480 | 5600.0 | 81 | 26828 | No |
| 100 | GOM_NL__2PRFIN20070418_071811_000000362057_00221_26828_0953.N1 | 18-APR-2007 07:18:11 | Bright | 36.000 | 100 | 4Gam Crv | 2.5800 | 13100. | 72 | 26828 | No |
| 101 | GOM_NL__2PRFIN20070418_071931_000000422057_00221_26828_0954.N1 | 18-APR-2007 07:19:31 | Bright | 42.000 | 15 | 67Alp Vir | 0.97600 | 28000. | 84 | 26828 | No |

| | | | | | | | | | | | |
|-----|--|----------------------|----------------|--------|-----|-----------|-----------|--------|-----|-------|----|
| 102 | GOM_NL__2PRFIN20070418_072234_000000372057_00221_26828_0955.N1 | 18-APR-2007 07:22:34 | Bright | 36.500 | 121 | 29Gam Vir | 2.7400 | 7200.0 | 73 | 26828 | No |
| 103 | GOM_NL__2PRFIN20070418_072616_000000402057_00221_26828_0956.N1 | 18-APR-2007 07:26:16 | Bright | 39.500 | 138 | 47Eps Vir | 2.8280 | 4700.0 | 79 | 26828 | No |
| 104 | GOM_NL__2PRFIN20070418_073419_000000382057_00221_26828_0957.N1 | 18-APR-2007 07:34:19 | Bright | 37.500 | 152 | 12Alp2CVn | 2.8900 | 11000. | 75 | 26828 | No |
| 105 | GOM_NL__2PRFIN20070418_073816_000000512057_00221_26828_0958.N1 | 18-APR-2007 07:38:16 | Bright | 50.500 | 87 | 64Gam UMa | 2.4330 | 11000. | 101 | 26828 | No |
| 106 | GOM_NL__2PRFIN20070418_074041_000000362057_00221_26828_0959.N1 | 18-APR-2007 07:40:41 | Bright | 36.000 | 36 | 50Alp UMa | 1.8000 | 6300.0 | 72 | 26828 | No |
| 107 | GOM_NL__2PRFIN20070418_074542_000000382057_00221_26828_0960.N1 | 18-APR-2007 07:45:42 | Bright | 38.000 | 60 | 7Bet UMi | 2.0810 | 3950.0 | 76 | 26828 | No |
| 108 | GOM_NL__2PRFIN20070418_074840_000000332057_00221_26828_0961.N1 | 18-APR-2007 07:48:40 | Bright | 33.000 | 49 | 1Alp UMi | 1.9900 | 6300.0 | 66 | 26828 | No |
| 109 | GOM_NL__2PRFIN20070418_075550_000000392057_00221_26828_0962.N1 | 18-APR-2007 07:55:50 | Bright | 38.500 | 89 | 5Alp Cep | 2.4510 | 8000.0 | 77 | 26828 | No |
| 110 | GOM_NL__2PRFIN20070418_080557_000000382057_00221_26828_0963.N1 | 18-APR-2007 08:05:57 | Bright | 37.500 | 164 | 44Eta Peg | 2.9480 | 5400.0 | 75 | 26828 | No |
| 111 | GOM_NL__2PRFIN20070418_081539_000000462057_00221_26828_0964.N1 | 18-APR-2007 08:15:39 | Dark | 45.500 | 162 | 34Alp Aqr | 2.9440 | 5350.0 | 91 | 26828 | No |
| 112 | GOM_NL__2PRFIN20070418_082045_000000462057_00221_26828_0965.N1 | 18-APR-2007 08:20:45 | Dark | 45.500 | 142 | 49Del Cap | 2.8500 | 8900.0 | 91 | 26828 | No |
| 113 | GOM_NL__2PRFIN20070418_082559_000000392057_00221_26828_0966.N1 | 18-APR-2007 08:25:59 | Dark | 38.500 | 172 | Gam Gru | 3.0030 | 13100. | 77 | 26828 | No |
| 114 | GOM_NL__2PRFIN20070418_082759_000000382057_00221_26828_0967.N1 | 18-APR-2007 08:27:59 | Dark | 37.500 | 31 | Alp Gru | 1.7340 | 15200. | 75 | 26828 | No |
| 115 | GOM_NL__2PRFIN20070418_083302_000000392057_00222_26829_0961.N1 | 18-APR-2007 08:33:02 | Dark | 39.000 | 45 | Alp Pav | 1.9400 | 26000. | 78 | 26829 | No |
| 116 | GOM_NL__2PRFIN20070418_084019_000000402057_00222_26829_0962.N1 | 18-APR-2007 08:40:19 | Dark | 39.500 | 43 | Alp TrA | 1.9100 | 4250.0 | 79 | 26829 | No |
| 117 | GOM_NL__2PRFIN20070418_084226_000000392057_00222_26829_0963.N1 | 18-APR-2007 08:42:26 | Straylight | 39.000 | 134 | Bet TrA | 2.8100 | 6600.0 | 78 | 26829 | No |
| 118 | GOM_NL__2PRFIN20070418_084447_000000472057_00222_26829_0964.N1 | 18-APR-2007 08:44:47 | Straylight | 46.500 | 4 | Alp1Cen | -0.010000 | 5800.0 | 93 | 26829 | No |
| 119 | GOM_NL__2PRFIN20070418_084800_000000412057_00222_26829_0965.N1 | 18-APR-2007 08:48:00 | Straylight | 41.000 | 78 | Alp Lup | 2.3040 | 28000. | 82 | 26829 | No |
| 120 | GOM_NL__2PRFIN20070418_084936_000000432057_00222_26829_0966.N1 | 18-APR-2007 08:49:36 | Straylight | 42.500 | 81 | Eta Cen | 2.3560 | 28000. | 85 | 26829 | No |
| 121 | GOM_NL__2PRFIN20070418_085155_000000472057_00222_26829_0967.N1 | 18-APR-2007 08:51:55 | Straylight | 46.500 | 54 | 5The Cen | 2.0550 | 4500.0 | 93 | 26829 | No |
| 122 | GOM_NL__2PRFIN20070418_085658_000000422057_00222_26829_0968.N1 | 18-APR-2007 08:56:58 | Tw_i_and_stray | 42.000 | 106 | 9Bet Crv | 2.6480 | 5600.0 | 84 | 26829 | No |
| 123 | GOM_NL__2PRFIN20070418_085847_000000372057_00222_26829_0969.N1 | 18-APR-2007 08:58:47 | Bright | 36.500 | 100 | 4Gam Crv | 2.5800 | 13100. | 73 | 26829 | No |
| 124 | GOM_NL__2PRFIN20070418_090007_000000422057_00222_26829_0970.N1 | 18-APR-2007 09:00:07 | Bright | 41.500 | 15 | 67Alp Vir | 0.97600 | 28000. | 83 | 26829 | No |
| 125 | GOM_NL__2PRFIN20070418_090310_000000362057_00222_26829_0971.N1 | 18-APR-2007 09:03:10 | Bright | 36.000 | 121 | 29Gam Vir | 2.7400 | 7200.0 | 72 | 26829 | No |
| 126 | GOM_NL__2PRFIN20070418_090651_000000392057_00222_26829_0972.N1 | 18-APR-2007 09:06:51 | Bright | 38.500 | 138 | 47Eps Vir | 2.8280 | 4700.0 | 77 | 26829 | No |
| 127 | GOM_NL__2PRFIN20070418_091454_000000372057_00222_26829_0973.N1 | 18-APR-2007 09:14:54 | Bright | 36.500 | 152 | 12Alp2CVn | 2.8900 | 11000. | 73 | 26829 | No |
| 128 | GOM_NL__2PRFIN20070418_091852_000000352057_00222_26829_0974.N1 | 18-APR-2007 09:18:52 | Bright | 35.000 | 87 | 64Gam UMa | 2.4330 | 11000. | 70 | 26829 | No |
| 129 | GOM_NL__2PRFIN20070418_092117_000000362057_00222_26829_0975.N1 | 18-APR-2007 09:21:17 | Bright | 36.000 | 36 | 50Alp UMa | 1.8000 | 6300.0 | 72 | 26829 | No |
| 130 | GOM_NL__2PRFIN20070418_092617_000000362057_00222_26829_0976.N1 | 18-APR-2007 09:26:17 | Bright | 36.000 | 60 | 7Bet UMi | 2.0810 | 3950.0 | 72 | 26829 | No |
| 131 | GOM_NL__2PRFIN20070418_092916_000000342057_00222_26829_0977.N1 | 18-APR-2007 09:29:16 | Bright | 33.500 | 49 | 1Alp UMi | 1.9900 | 6300.0 | 67 | 26829 | No |
| 132 | GOM_NL__2PRFIN20070418_093626_000000582057_00222_26829_0978.N1 | 18-APR-2007 09:36:26 | Bright | 58.000 | 89 | 5Alp Cep | 2.4510 | 8000.0 | 116 | 26829 | No |
| 133 | GOM_NL__2PRFIN20070418_094633_000000372057_00222_26829_0979.N1 | 18-APR-2007 09:46:33 | Bright | 37.000 | 164 | 44Eta Peg | 2.9480 | 5400.0 | 74 | 26829 | No |
| 134 | GOM_NL__2PRFIN20070418_095616_000000472057_00222_26829_0980.N1 | 18-APR-2007 09:56:16 | Dark | 47.000 | 162 | 34Alp Aqr | 2.9440 | 5350.0 | 94 | 26829 | No |
| 135 | GOM_NL__2PRFIN20070418_100121_000000442057_00222_26829_0981.N1 | 18-APR-2007 10:01:21 | Dark | 44.000 | 142 | 49Del Cap | 2.8500 | 8900.0 | 88 | 26829 | No |
| 136 | GOM_NL__2PRFIN20070418_100635_000000392057_00222_26829_0982.N1 | 18-APR-2007 10:06:35 | Dark | 39.000 | 172 | Gam Gru | 3.0030 | 13100. | 78 | 26829 | No |
| 137 | GOM_NL__2PRFIN20070418_100835_000000402057_00222_26829_0983.N1 | 18-APR-2007 10:08:35 | Dark | 39.500 | 31 | Alp Gru | 1.7340 | 15200. | 79 | 26829 | No |
| 138 | GOM_NL__2PRFIN20070418_101338_000000422057_00223_26830_0977.N1 | 18-APR-2007 10:13:38 | Dark | 41.500 | 45 | Alp Pav | 1.9400 | 26000. | 83 | 26830 | No |
| 139 | GOM_NL__2PRFIN20070418_102055_000000452057_00223_26830_0978.N1 | 18-APR-2007 10:20:55 | Dark | 44.500 | 43 | Alp TrA | 1.9100 | 4250.0 | 89 | 26830 | No |
| 140 | GOM_NL__2PRFIN20070418_102302_000000392057_00223_26830_0979.N1 | 18-APR-2007 10:23:02 | Straylight | 39.000 | 134 | Bet TrA | 2.8100 | 6600.0 | 78 | 26830 | No |
| 141 | GOM_NL__2PRFIN20070418_102523_000000422057_00223_26830_0980.N1 | 18-APR-2007 10:25:23 | Straylight | 41.500 | 4 | Alp1Cen | -0.010000 | 5800.0 | 83 | 26830 | No |
| 142 | GOM_NL__2PRFIN20070418_102837_000000422057_00223_26830_0981.N1 | 18-APR-2007 10:28:37 | Straylight | 41.500 | 78 | Alp Lup | 2.3040 | 28000. | 83 | 26830 | No |
| 143 | GOM_NL__2PRFIN20070418_103012_000000442057_00223_26830_0982.N1 | 18-APR-2007 10:30:12 | Straylight | 44.000 | 81 | Eta Cen | 2.3560 | 28000. | 88 | 26830 | No |
| 144 | GOM_NL__2PRFIN20070418_103231_000000472057_00223_26830_0983.N1 | 18-APR-2007 10:32:31 | Straylight | 46.500 | 54 | 5The Cen | 2.0550 | 4500.0 | 93 | 26830 | No |
| 145 | GOM_NL__2PRFIN20070418_103734_000000422057_00223_26830_0984.N1 | 18-APR-2007 10:37:34 | Tw_i_and_stray | 41.500 | 106 | 9Bet Crv | 2.6480 | 5600.0 | 83 | 26830 | No |
| 146 | GOM_NL__2PRFIN20070418_103923_000000392057_00223_26830_0985.N1 | 18-APR-2007 10:39:23 | Bright | 39.000 | 100 | 4Gam Crv | 2.5800 | 13100. | 78 | 26830 | No |
| 147 | GOM_NL__2PRFIN20070418_104043_000000422057_00223_26830_0986.N1 | 18-APR-2007 10:40:43 | Bright | 41.500 | 15 | 67Alp Vir | 0.97600 | 28000. | 83 | 26830 | No |
| 148 | GOM_NL__2PRFIN20070418_104346_000000372057_00223_26830_0987.N1 | 18-APR-2007 10:43:46 | Bright | 36.500 | 121 | 29Gam Vir | 2.7400 | 7200.0 | 73 | 26830 | No |
| 149 | GOM_NL__2PRFIN20070418_104727_000000382057_00223_26830_0988.N1 | 18-APR-2007 10:47:27 | Bright | 37.500 | 138 | 47Eps Vir | 2.8280 | 4700.0 | 75 | 26830 | No |
| 150 | GOM_NL__2PRFIN20070418_105530_000000372057_00223_26830_0989.N1 | 18-APR-2007 10:55:30 | Bright | 37.000 | 152 | 12Alp2CVn | 2.8900 | 11000. | 74 | 26830 | No |
| 151 | GOM_NL__2PRFIN20070418_105928_000000372057_00223_26830_0990.N1 | 18-APR-2007 10:59:28 | Bright | 36.500 | 87 | 64Gam UMa | 2.4330 | 11000. | 73 | 26830 | No |
| 152 | GOM_NL__2PRFIN20070418_110153_000000372057_00223_26830_0991.N1 | 18-APR-2007 11:01:53 | Bright | 36.500 | 36 | 50Alp UMa | 1.8000 | 6300.0 | 73 | 26830 | No |
| 153 | GOM_NL__2PRFIN20070418_110653_000000392057_00223_26830_0992.N1 | 18-APR-2007 11:06:53 | Bright | 38.500 | 60 | 7Bet UMi | 2.0810 | 3950.0 | 77 | 26830 | No |
| 154 | GOM_NL__2PRFIN20070418_110952_000000332057_00223_26830_0993.N1 | 18-APR-2007 11:09:52 | Bright | 32.500 | 49 | 1Alp UMi | 1.9900 | 6300.0 | 65 | 26830 | No |
| 155 | GOM_NL__2PRFIN20070418_111702_000000432057_00223_26830_0994.N1 | 18-APR-2007 11:17:02 | Bright | 43.000 | 89 | 5Alp Cep | 2.4510 | 8000.0 | 86 | 26830 | No |
| 156 | GOM_NL__2PRFIN20070418_112709_000000422057_00223_26830_0995.N1 | 18-APR-2007 11:27:09 | Bright | 42.000 | 164 | 44Eta Peg | 2.9480 | 5400.0 | 84 | 26830 | No |
| 157 | GOM_NL__2PRFIN20070418_113652_000000462057_00223_26830_0996.N1 | 18-APR-2007 11:36:52 | Dark | 46.000 | 162 | 34Alp Aqr | 2.9440 | 5350.0 | 92 | 26830 | No |
| 158 | GOM_NL__2PRFIN20070418_114158_000000452057_00223_26830_0997.N1 | 18-APR-2007 11:41:58 | Dark | 44.500 | 142 | 49Del Cap | 2.8500 | 8900.0 | 89 | 26830 | No |
| 159 | GOM_NL__2PRFIN20070418_114712_000000392057_00223_26830_0998.N1 | 18-APR-2007 11:47:12 | Dark | 39.000 | 172 | Gam Gru | 3.0030 | 13100. | 78 | 26830 | No |
| 160 | GOM_NL__2PRFIN20070418_114911_000000422057_00223_26830_0999.N1 | 18-APR-2007 11:49:11 | Dark | 41.500 | 31 | Alp Gru | 1.7340 | 15200. | 83 | 26830 | No |

| | | | | | | | | | | | |
|-----|--|----------------------|---------------|--------|-----|-----------|-----------|--------|-----|-------|----|
| 161 | GOM_NL__2PRFIN20070418_115415_000000392057_00224_26831_0989.N1 | 18-APR-2007 11:54:15 | Dark | 39.000 | 45 | Alp Pav | 1.9400 | 26000. | 78 | 26831 | No |
| 162 | GOM_NL__2PRFIN20070418_120132_000000422057_00224_26831_0990.N1 | 18-APR-2007 12:01:32 | Dark | 41.500 | 43 | Alp TrA | 1.9100 | 4250.0 | 83 | 26831 | No |
| 163 | GOM_NL__2PRFIN20070418_120339_000000382057_00224_26831_0991.N1 | 18-APR-2007 12:03:39 | Straylight | 38.000 | 134 | Bet TrA | 2.8100 | 6600.0 | 76 | 26831 | No |
| 164 | GOM_NL__2PRFIN20070418_120600_000000462057_00224_26831_0992.N1 | 18-APR-2007 12:06:00 | Straylight | 45.500 | 4 | Alp1Cen | -0.010000 | 5800.0 | 91 | 26831 | No |
| 165 | GOM_NL__2PRFIN20070418_120913_000000402057_00224_26831_0993.N1 | 18-APR-2007 12:09:13 | Straylight | 40.000 | 78 | Alp Lup | 2.3040 | 28000. | 80 | 26831 | No |
| 166 | GOM_NL__2PRFIN20070418_121048_000000432057_00224_26831_0994.N1 | 18-APR-2007 12:10:48 | Straylight | 43.000 | 81 | Eta Cen | 2.3560 | 28000. | 86 | 26831 | No |
| 167 | GOM_NL__2PRFIN20070418_121307_000000452057_00224_26831_0995.N1 | 18-APR-2007 12:13:07 | Straylight | 45.000 | 54 | 5The Cen | 2.0550 | 4500.0 | 90 | 26831 | No |
| 168 | GOM_NL__2PRFIN20070418_121810_000000422057_00224_26831_0996.N1 | 18-APR-2007 12:18:10 | Twl_and_stray | 41.500 | 106 | 9Bet Crv | 2.6480 | 5600.0 | 83 | 26831 | No |
| 169 | GOM_NL__2PRFIN20070418_121959_000000362057_00224_26831_0997.N1 | 18-APR-2007 12:19:59 | Bright | 35.500 | 100 | 4Gam Crv | 2.5800 | 13100. | 71 | 26831 | No |
| 170 | GOM_NL__2PRFIN20070418_122119_000000422057_00224_26831_0998.N1 | 18-APR-2007 12:21:19 | Bright | 41.500 | 15 | 67Alp Vir | 0.97600 | 28000. | 83 | 26831 | No |
| 171 | GOM_NL__2PRFIN20070418_122422_000000382057_00224_26831_0999.N1 | 18-APR-2007 12:24:22 | Bright | 37.500 | 121 | 29Gam Vir | 2.7400 | 7200.0 | 75 | 26831 | No |
| 172 | GOM_NL__2PRFIN20070418_122803_000000382057_00224_26831_1000.N1 | 18-APR-2007 12:28:03 | Bright | 37.500 | 138 | 47Eps Vir | 2.8280 | 4700.0 | 75 | 26831 | No |
| 173 | GOM_NL__2PRFIN20070418_123606_000000382057_00224_26831_1001.N1 | 18-APR-2007 12:36:06 | Bright | 38.000 | 152 | 12Alp2CVn | 2.8900 | 11000. | 76 | 26831 | No |
| 174 | GOM_NL__2PRFIN20070418_124004_000000362057_00224_26831_1002.N1 | 18-APR-2007 12:40:04 | Bright | 35.500 | 87 | 64Gam UMa | 2.4330 | 11000. | 71 | 26831 | No |
| 175 | GOM_NL__2PRFIN20070418_124229_000000372057_00224_26831_1003.N1 | 18-APR-2007 12:42:29 | Bright | 37.000 | 36 | 50Alp UMa | 1.8000 | 6300.0 | 74 | 26831 | No |
| 176 | GOM_NL__2PRFIN20070418_124728_000000392057_00224_26831_1004.N1 | 18-APR-2007 12:47:28 | Bright | 38.500 | 60 | 7Bet UMi | 2.0810 | 3950.0 | 77 | 26831 | No |
| 177 | GOM_NL__2PRFIN20070418_125737_000000582057_00224_26831_1005.N1 | 18-APR-2007 12:57:37 | Bright | 58.000 | 89 | 5Alp Cep | 2.4510 | 8000.0 | 116 | 26831 | No |
| 178 | GOM_NL__2PRFIN20070418_130745_000000372057_00224_26831_1006.N1 | 18-APR-2007 13:07:45 | Bright | 37.000 | 164 | 44Eta Peg | 2.9480 | 5400.0 | 74 | 26831 | No |
| 179 | GOM_NL__2PRFIN20070418_131728_000000472057_00224_26831_1007.N1 | 18-APR-2007 13:17:28 | Dark | 47.000 | 162 | 34Alp Aqr | 2.9440 | 5350.0 | 94 | 26831 | No |
| 180 | GOM_NL__2PRFIN20070418_132234_000000442057_00224_26831_1008.N1 | 18-APR-2007 13:22:34 | Dark | 44.000 | 142 | 49Del Cap | 2.8500 | 8900.0 | 88 | 26831 | No |
| 181 | GOM_NL__2PRFIN20070418_132748_000000392057_00224_26831_1009.N1 | 18-APR-2007 13:27:48 | Dark | 38.500 | 172 | Gam Gru | 3.0030 | 13100. | 77 | 26831 | No |
| 182 | GOM_NL__2PRFIN20070418_132947_000000392057_00224_26831_1010.N1 | 18-APR-2007 13:29:47 | Dark | 38.500 | 31 | Alp Gru | 1.7340 | 15200. | 77 | 26831 | No |
| 183 | GOM_NL__2PRFIN20070418_133451_000000392057_00225_26832_1010.N1 | 18-APR-2007 13:34:51 | Dark | 38.500 | 45 | Alp Pav | 1.9400 | 26000. | 77 | 26832 | No |
| 184 | GOM_NL__2PRFIN20070418_134208_000000392057_00225_26832_1011.N1 | 18-APR-2007 13:42:08 | Dark | 38.500 | 43 | Alp TrA | 1.9100 | 4250.0 | 77 | 26832 | No |
| 185 | GOM_NL__2PRFIN20070418_134415_000000402057_00225_26832_1012.N1 | 18-APR-2007 13:44:15 | Straylight | 40.000 | 134 | Bet TrA | 2.8100 | 6600.0 | 80 | 26832 | No |
| 186 | GOM_NL__2PRFIN20070418_134636_000000422057_00225_26832_1013.N1 | 18-APR-2007 13:46:36 | Straylight | 41.500 | 4 | Alp1Cen | -0.010000 | 5800.0 | 83 | 26832 | No |
| 187 | GOM_NL__2PRFIN20070418_134949_000000442057_00225_26832_1014.N1 | 18-APR-2007 13:49:49 | Straylight | 44.000 | 78 | Alp Lup | 2.3040 | 28000. | 88 | 26832 | No |
| 188 | GOM_NL__2PRFIN20070418_135125_000000452057_00225_26832_1015.N1 | 18-APR-2007 13:51:25 | Straylight | 44.500 | 81 | Eta Cen | 2.3560 | 28000. | 89 | 26832 | No |
| 189 | GOM_NL__2PRFIN20070418_135344_000000482057_00225_26832_1016.N1 | 18-APR-2007 13:53:44 | Straylight | 47.500 | 54 | 5The Cen | 2.0550 | 4500.0 | 95 | 26832 | No |
| 190 | GOM_NL__2PRFIN20070418_135846_000000442057_00225_26832_1017.N1 | 18-APR-2007 13:58:46 | Twl_and_stray | 43.500 | 106 | 9Bet Crv | 2.6480 | 5600.0 | 87 | 26832 | No |
| 191 | GOM_NL__2PRFIN20070418_140035_000000362057_00225_26832_1018.N1 | 18-APR-2007 14:00:35 | Bright | 35.500 | 100 | 4Gam Crv | 2.5800 | 13100. | 71 | 26832 | No |
| 192 | GOM_NL__2PRFIN20070418_140155_000000422057_00225_26832_1019.N1 | 18-APR-2007 14:01:55 | Bright | 42.000 | 15 | 67Alp Vir | 0.97600 | 28000. | 84 | 26832 | No |
| 193 | GOM_NL__2PRFIN20070418_140458_000000372057_00225_26832_1020.N1 | 18-APR-2007 14:04:58 | Bright | 37.000 | 121 | 29Gam Vir | 2.7400 | 7200.0 | 74 | 26832 | No |
| 194 | GOM_NL__2PRFIN20070418_140839_000000382057_00225_26832_1021.N1 | 18-APR-2007 14:08:39 | Bright | 38.000 | 138 | 47Eps Vir | 2.8280 | 4700.0 | 76 | 26832 | No |
| 195 | GOM_NL__2PRFIN20070418_141641_000000372057_00225_26832_1022.N1 | 18-APR-2007 14:16:41 | Bright | 36.500 | 152 | 12Alp2CVn | 2.8900 | 11000. | 73 | 26832 | No |
| 196 | GOM_NL__2PRFIN20070418_142040_000000362057_00225_26832_1023.N1 | 18-APR-2007 14:20:40 | Bright | 35.500 | 87 | 64Gam UMa | 2.4330 | 11000. | 71 | 26832 | No |
| 197 | GOM_NL__2PRFIN20070418_142305_000000382057_00225_26832_1024.N1 | 18-APR-2007 14:23:05 | Bright | 38.000 | 36 | 50Alp UMa | 1.8000 | 6300.0 | 76 | 26832 | No |
| 198 | GOM_NL__2PRFIN20070418_142804_000000362057_00225_26832_1025.N1 | 18-APR-2007 14:28:04 | Bright | 35.500 | 60 | 7Bet UMi | 2.0810 | 3950.0 | 71 | 26832 | No |
| 199 | GOM_NL__2PRFIN20070418_143104_000000332057_00225_26832_1026.N1 | 18-APR-2007 14:31:04 | Bright | 33.000 | 49 | 1Alp UMi | 1.9900 | 6300.0 | 66 | 26832 | No |
| 200 | GOM_NL__2PRFIN20070418_143813_000000392057_00225_26832_1027.N1 | 18-APR-2007 14:38:13 | Bright | 38.500 | 89 | 5Alp Cep | 2.4510 | 8000.0 | 77 | 26832 | No |
| 201 | GOM_NL__2PRFIN20070418_144821_000000382057_00225_26832_1028.N1 | 18-APR-2007 14:48:21 | Bright | 37.500 | 164 | 44Eta Peg | 2.9480 | 5400.0 | 75 | 26832 | No |
| 202 | GOM_NL__2PRFIN20070418_145805_000000452057_00225_26832_1029.N1 | 18-APR-2007 14:58:05 | Dark | 44.500 | 162 | 34Alp Aqr | 2.9440 | 5350.0 | 89 | 26832 | No |
| 203 | GOM_NL__2PRFIN20070418_150311_000000442057_00225_26832_1030.N1 | 18-APR-2007 15:03:11 | Dark | 43.500 | 142 | 49Del Cap | 2.8500 | 8900.0 | 87 | 26832 | No |
| 204 | GOM_NL__2PRFIN20070418_150824_000000392057_00225_26832_1031.N1 | 18-APR-2007 15:08:24 | Dark | 38.500 | 172 | Gam Gru | 3.0030 | 13100. | 77 | 26832 | No |
| 205 | GOM_NL__2PRFIN20070418_151024_000000372057_00225_26832_1032.N1 | 18-APR-2007 15:10:24 | Dark | 37.000 | 31 | Alp Gru | 1.7340 | 15200. | 74 | 26832 | No |
| 206 | GOM_NL__2PRFIN20070418_151527_000000402057_00226_26833_1015.N1 | 18-APR-2007 15:15:27 | Dark | 39.500 | 45 | Alp Pav | 1.9400 | 26000. | 79 | 26833 | No |
| 207 | GOM_NL__2PRFIN20070418_152244_000000412057_00226_26833_1016.N1 | 18-APR-2007 15:22:44 | Dark | 40.500 | 43 | Alp TrA | 1.9100 | 4250.0 | 81 | 26833 | No |
| 208 | GOM_NL__2PRFIN20070418_152451_000000402057_00226_26833_1017.N1 | 18-APR-2007 15:24:51 | Straylight | 39.500 | 134 | Bet TrA | 2.8100 | 6600.0 | 79 | 26833 | No |
| 209 | GOM_NL__2PRFIN20070418_152712_000000442057_00226_26833_1018.N1 | 18-APR-2007 15:27:12 | Straylight | 43.500 | 4 | Alp1Cen | -0.010000 | 5800.0 | 87 | 26833 | No |
| 210 | GOM_NL__2PRFIN20070418_153026_000000402057_00226_26833_1019.N1 | 18-APR-2007 15:30:26 | Straylight | 39.500 | 78 | Alp Lup | 2.3040 | 28000. | 79 | 26833 | No |
| 211 | GOM_NL__2PRFIN20070418_153201_000000412057_00226_26833_1020.N1 | 18-APR-2007 15:32:01 | Straylight | 41.000 | 81 | Eta Cen | 2.3560 | 28000. | 82 | 26833 | No |
| 212 | GOM_NL__2PRFIN20070418_153420_000000462057_00226_26833_1021.N1 | 18-APR-2007 15:34:20 | Straylight | 45.500 | 54 | 5The Cen | 2.0550 | 4500.0 | 91 | 26833 | No |
| 213 | GOM_NL__2PRFIN20070418_153922_000000392057_00226_26833_1022.N1 | 18-APR-2007 15:39:22 | Twl_and_stray | 39.000 | 106 | 9Bet Crv | 2.6480 | 5600.0 | 78 | 26833 | No |
| 214 | GOM_NL__2PRFIN20070418_154111_000000392057_00226_26833_1023.N1 | 18-APR-2007 15:41:11 | Bright | 38.500 | 100 | 4Gam Crv | 2.5800 | 13100. | 77 | 26833 | No |
| 215 | GOM_NL__2PRFIN20070418_154231_000000402057_00226_26833_1024.N1 | 18-APR-2007 15:42:31 | Bright | 40.000 | 15 | 67Alp Vir | 0.97600 | 28000. | 80 | 26833 | No |
| 216 | GOM_NL__2PRFIN20070418_154534_000000372057_00226_26833_1025.N1 | 18-APR-2007 15:45:34 | Bright | 37.000 | 121 | 29Gam Vir | 2.7400 | 7200.0 | 74 | 26833 | No |
| 217 | GOM_NL__2PRFIN20070418_154915_000000382057_00226_26833_1026.N1 | 18-APR-2007 15:49:15 | Bright | 38.000 | 138 | 47Eps Vir | 2.8280 | 4700.0 | 76 | 26833 | No |
| 218 | GOM_NL__2PRFIN20070418_155717_000000382057_00226_26833_1027.N1 | 18-APR-2007 15:57:17 | Bright | 37.500 | 152 | 12Alp2CVn | 2.8900 | 11000. | 75 | 26833 | No |
| 219 | GOM_NL__2PRFIN20070418_160116_000000522057_00226_26833_1028.N1 | 18-APR-2007 16:01:16 | Bright | 52.000 | 87 | 64Gam UMa | 2.4330 | 11000. | 104 | 26833 | No |

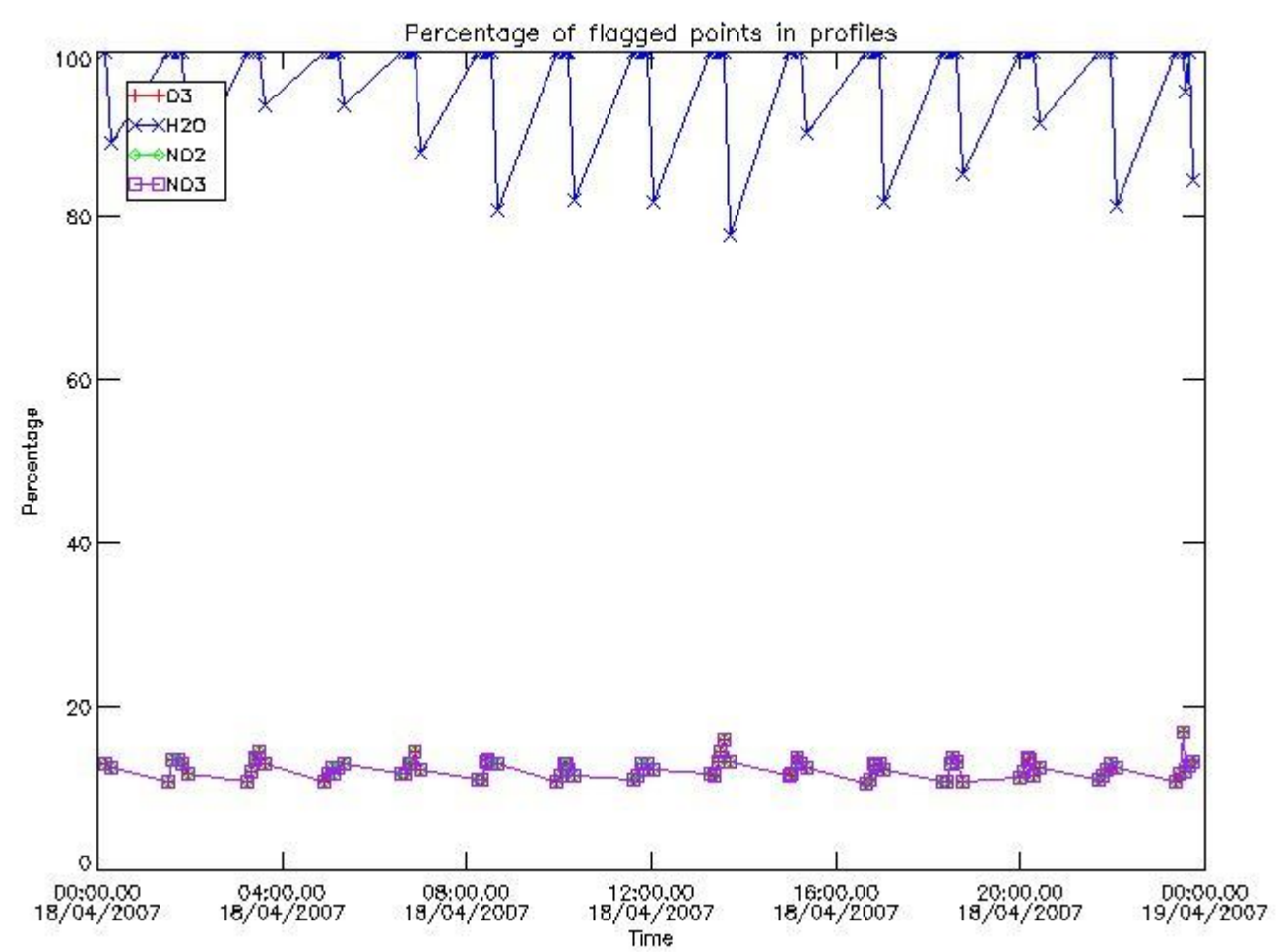
| | | | | | | | | | | | |
|-----|--|----------------------|---------------|--------|-----|-----------|-----------|--------|-----|-------|----|
| 220 | GOM_NL__2PRFIN20070418_160341_000000372057_00226_26833_1029.N1 | 18-APR-2007 16:03:41 | Bright | 36.500 | 36 | 50Alp UMa | 1.8000 | 6300.0 | 73 | 26833 | No |
| 221 | GOM_NL__2PRFIN20070418_160840_000000362057_00226_26833_1030.N1 | 18-APR-2007 16:08:40 | Bright | 36.000 | 60 | 7Bet UMi | 2.0810 | 3950.0 | 72 | 26833 | No |
| 222 | GOM_NL__2PRFIN20070418_161140_000000332057_00226_26833_1031.N1 | 18-APR-2007 16:11:40 | Bright | 33.000 | 49 | 1Alp UMi | 1.9900 | 6300.0 | 66 | 26833 | No |
| 223 | GOM_NL__2PRFIN20070418_161849_000000452057_00226_26833_1032.N1 | 18-APR-2007 16:18:49 | Bright | 45.000 | 89 | 5Alp Cep | 2.4510 | 8000.0 | 90 | 26833 | No |
| 224 | GOM_NL__2PRFIN20070418_162857_000000372057_00226_26833_1033.N1 | 18-APR-2007 16:28:57 | Bright | 37.000 | 164 | 44Eta Peg | 2.9480 | 5400.0 | 74 | 26833 | No |
| 225 | GOM_NL__2PRFIN20070418_163841_000000482057_00226_26833_1034.N1 | 18-APR-2007 16:38:41 | Dark | 48.000 | 162 | 34Alp Aqr | 2.9440 | 5350.0 | 96 | 26833 | No |
| 226 | GOM_NL__2PRFIN20070418_164348_000000462057_00226_26833_1035.N1 | 18-APR-2007 16:43:48 | Dark | 45.500 | 142 | 49Del Cap | 2.8500 | 8900.0 | 91 | 26833 | No |
| 227 | GOM_NL__2PRFIN20070418_164901_000000392057_00226_26833_1036.N1 | 18-APR-2007 16:49:01 | Dark | 39.000 | 172 | Gam Gru | 3.0030 | 13100. | 78 | 26833 | No |
| 228 | GOM_NL__2PRFIN20070418_165100_000000402057_00226_26833_1037.N1 | 18-APR-2007 16:51:00 | Dark | 40.000 | 31 | Alp Gru | 1.7340 | 15200. | 80 | 26833 | No |
| 229 | GOM_NL__2PRFIN20070418_165604_000000402057_00227_26834_1023.N1 | 18-APR-2007 16:56:04 | Dark | 39.500 | 45 | Alp Pav | 1.9400 | 26000. | 79 | 26834 | No |
| 230 | GOM_NL__2PRFIN20070418_170321_000000422057_00227_26834_1024.N1 | 18-APR-2007 17:03:21 | Dark | 41.500 | 43 | Alp TrA | 1.9100 | 4250.0 | 83 | 26834 | No |
| 231 | GOM_NL__2PRFIN20070418_170528_000000382057_00227_26834_1025.N1 | 18-APR-2007 17:05:28 | Straylight | 37.500 | 134 | Bet TrA | 2.8100 | 6600.0 | 75 | 26834 | No |
| 232 | GOM_NL__2PRFIN20070418_170749_000000472057_00227_26834_1026.N1 | 18-APR-2007 17:07:49 | Straylight | 46.500 | 4 | Alp1Cen | -0.010000 | 5800.0 | 93 | 26834 | No |
| 233 | GOM_NL__2PRFIN20070418_171102_000000402057_00227_26834_1027.N1 | 18-APR-2007 17:11:02 | Straylight | 39.500 | 78 | Alp Lup | 2.3040 | 28000. | 79 | 26834 | No |
| 234 | GOM_NL__2PRFIN20070418_171238_000000452057_00227_26834_1028.N1 | 18-APR-2007 17:12:38 | Straylight | 44.500 | 81 | Eta Cen | 2.3560 | 28000. | 89 | 26834 | No |
| 235 | GOM_NL__2PRFIN20070418_171456_000000472057_00227_26834_1029.N1 | 18-APR-2007 17:14:56 | Straylight | 47.000 | 54 | 5The Cen | 2.0550 | 4500.0 | 94 | 26834 | No |
| 236 | GOM_NL__2PRFIN20070418_171958_000000412057_00227_26834_1030.N1 | 18-APR-2007 17:19:58 | Twi_and_stray | 41.000 | 106 | 9Bet Crv | 2.6480 | 5600.0 | 82 | 26834 | No |
| 237 | GOM_NL__2PRFIN20070418_172147_000000382057_00227_26834_1031.N1 | 18-APR-2007 17:21:47 | Bright | 38.000 | 100 | 4Gam Crv | 2.5800 | 13100. | 76 | 26834 | No |
| 238 | GOM_NL__2PRFIN20070418_172307_000000402057_00227_26834_1032.N1 | 18-APR-2007 17:23:07 | Bright | 40.000 | 15 | 67Alp Vir | 0.97600 | 28000. | 80 | 26834 | No |
| 239 | GOM_NL__2PRFIN20070418_172610_000000372057_00227_26834_1033.N1 | 18-APR-2007 17:26:10 | Bright | 36.500 | 121 | 29Gam Vir | 2.7400 | 7200.0 | 73 | 26834 | No |
| 240 | GOM_NL__2PRFIN20070418_172951_000000382057_00227_26834_1034.N1 | 18-APR-2007 17:29:51 | Bright | 38.000 | 138 | 47Eps Vir | 2.8280 | 4700.0 | 76 | 26834 | No |
| 241 | GOM_NL__2PRFIN20070418_173753_000000392057_00227_26834_1035.N1 | 18-APR-2007 17:37:53 | Bright | 38.500 | 152 | 12Alp2CVn | 2.8900 | 11000. | 77 | 26834 | No |
| 242 | GOM_NL__2PRFIN20070418_174152_000000362057_00227_26834_1036.N1 | 18-APR-2007 17:41:52 | Bright | 35.500 | 87 | 64Gam UMa | 2.4330 | 11000. | 71 | 26834 | No |
| 243 | GOM_NL__2PRFIN20070418_174417_000000372057_00227_26834_1037.N1 | 18-APR-2007 17:44:17 | Bright | 37.000 | 36 | 50Alp UMa | 1.8000 | 6300.0 | 74 | 26834 | No |
| 244 | GOM_NL__2PRFIN20070418_174915_000000402057_00227_26834_1038.N1 | 18-APR-2007 17:49:15 | Bright | 39.500 | 60 | 7Bet UMi | 2.0810 | 3950.0 | 79 | 26834 | No |
| 245 | GOM_NL__2PRFIN20070418_175216_000000352057_00227_26834_1039.N1 | 18-APR-2007 17:52:16 | Bright | 35.000 | 49 | 1Alp UMi | 1.9900 | 6300.0 | 70 | 26834 | No |
| 246 | GOM_NL__2PRFIN20070418_175925_000000382057_00227_26834_1040.N1 | 18-APR-2007 17:59:25 | Bright | 38.000 | 89 | 5Alp Cep | 2.4510 | 8000.0 | 76 | 26834 | No |
| 247 | GOM_NL__2PRFIN20070418_180933_000000372057_00227_26834_1041.N1 | 18-APR-2007 18:09:33 | Bright | 36.500 | 164 | 44Eta Peg | 2.9480 | 5400.0 | 73 | 26834 | No |
| 248 | GOM_NL__2PRFIN20070418_181918_000000472057_00227_26834_1042.N1 | 18-APR-2007 18:19:18 | Dark | 47.000 | 162 | 34Alp Aqr | 2.9440 | 5350.0 | 94 | 26834 | No |
| 249 | GOM_NL__2PRFIN20070418_182424_000000472057_00227_26834_1043.N1 | 18-APR-2007 18:24:24 | Dark | 46.500 | 142 | 49Del Cap | 2.8500 | 8900.0 | 93 | 26834 | No |
| 250 | GOM_NL__2PRFIN20070418_182937_000000402057_00227_26834_1044.N1 | 18-APR-2007 18:29:37 | Dark | 39.500 | 172 | Gam Gru | 3.0030 | 13100. | 79 | 26834 | No |
| 251 | GOM_NL__2PRFIN20070418_183136_000000412057_00227_26834_1045.N1 | 18-APR-2007 18:31:36 | Dark | 41.000 | 31 | Alp Gru | 1.7340 | 15200. | 82 | 26834 | No |
| 252 | GOM_NL__2PRFIN20070418_183641_000000392057_00228_26835_1031.N1 | 18-APR-2007 18:36:41 | Dark | 38.500 | 45 | Alp Pav | 1.9400 | 26000. | 77 | 26835 | No |
| 253 | GOM_NL__2PRFIN20070418_184357_000000472057_00228_26835_1032.N1 | 18-APR-2007 18:43:57 | Dark | 47.000 | 43 | Alp TrA | 1.9100 | 4250.0 | 94 | 26835 | No |
| 254 | GOM_NL__2PRFIN20070418_184604_000000372057_00228_26835_1033.N1 | 18-APR-2007 18:46:04 | Straylight | 36.500 | 134 | Bet TrA | 2.8100 | 6600.0 | 73 | 26835 | No |
| 255 | GOM_NL__2PRFIN20070418_184825_000000502057_00228_26835_1034.N1 | 18-APR-2007 18:48:25 | Straylight | 49.500 | 4 | Alp1Cen | -0.010000 | 5800.0 | 99 | 26835 | No |
| 256 | GOM_NL__2PRFIN20070418_185139_000000412057_00228_26835_1035.N1 | 18-APR-2007 18:51:39 | Straylight | 41.000 | 78 | Alp Lup | 2.3040 | 28000. | 82 | 26835 | No |
| 257 | GOM_NL__2PRFIN20070418_185314_000000412057_00228_26835_1036.N1 | 18-APR-2007 18:53:14 | Straylight | 41.000 | 81 | Eta Cen | 2.3560 | 28000. | 82 | 26835 | No |
| 258 | GOM_NL__2PRFIN20070418_185533_000000462057_00228_26835_1037.N1 | 18-APR-2007 18:55:33 | Straylight | 46.000 | 54 | 5The Cen | 2.0550 | 4500.0 | 92 | 26835 | No |
| 259 | GOM_NL__2PRFIN20070418_190034_000000422057_00228_26835_1038.N1 | 18-APR-2007 19:00:34 | Twi_and_stray | 42.000 | 106 | 9Bet Crv | 2.6480 | 5600.0 | 84 | 26835 | No |
| 260 | GOM_NL__2PRFIN20070418_190223_000000352057_00228_26835_1039.N1 | 18-APR-2007 19:02:23 | Bright | 35.000 | 100 | 4Gam Crv | 2.5800 | 13100. | 70 | 26835 | No |
| 261 | GOM_NL__2PRFIN20070418_190343_000000432057_00228_26835_1040.N1 | 18-APR-2007 19:03:43 | Bright | 43.000 | 15 | 67Alp Vir | 0.97600 | 28000. | 86 | 26835 | No |
| 262 | GOM_NL__2PRFIN20070418_190646_000000382057_00228_26835_1041.N1 | 18-APR-2007 19:06:46 | Bright | 37.500 | 121 | 29Gam Vir | 2.7400 | 7200.0 | 75 | 26835 | No |
| 263 | GOM_NL__2PRFIN20070418_191027_000000382057_00228_26835_1042.N1 | 18-APR-2007 19:10:27 | Bright | 38.000 | 138 | 47Eps Vir | 2.8280 | 4700.0 | 76 | 26835 | No |
| 264 | GOM_NL__2PRFIN20070418_191829_000000382057_00228_26835_1043.N1 | 18-APR-2007 19:18:29 | Bright | 37.500 | 152 | 12Alp2CVn | 2.8900 | 11000. | 75 | 26835 | No |
| 265 | GOM_NL__2PRFIN20070418_192228_000000342057_00228_26835_1044.N1 | 18-APR-2007 19:22:28 | Bright | 34.000 | 87 | 64Gam UMa | 2.4330 | 11000. | 68 | 26835 | No |
| 266 | GOM_NL__2PRFIN20070418_192453_000000352057_00228_26835_1045.N1 | 18-APR-2007 19:24:53 | Bright | 35.000 | 36 | 50Alp UMa | 1.8000 | 6300.0 | 70 | 26835 | No |
| 267 | GOM_NL__2PRFIN20070418_192951_000000382057_00228_26835_1046.N1 | 18-APR-2007 19:29:51 | Bright | 38.000 | 60 | 7Bet UMi | 2.0810 | 3950.0 | 76 | 26835 | No |
| 268 | GOM_NL__2PRFIN20070418_193252_000000352057_00228_26835_1047.N1 | 18-APR-2007 19:32:52 | Bright | 34.500 | 49 | 1Alp UMi | 1.9900 | 6300.0 | 69 | 26835 | No |
| 269 | GOM_NL__2PRFIN20070418_194001_000000362057_00228_26835_1048.N1 | 18-APR-2007 19:40:01 | Bright | 36.000 | 89 | 5Alp Cep | 2.4510 | 8000.0 | 72 | 26835 | No |
| 270 | GOM_NL__2PRFIN20070418_195009_000000382057_00228_26835_1049.N1 | 18-APR-2007 19:50:09 | Bright | 38.000 | 164 | 44Eta Peg | 2.9480 | 5400.0 | 76 | 26835 | No |
| 271 | GOM_NL__2PRFIN20070418_195954_000000452057_00228_26835_1050.N1 | 18-APR-2007 19:59:54 | Dark | 45.000 | 162 | 34Alp Aqr | 2.9440 | 5350.0 | 90 | 26835 | No |
| 272 | GOM_NL__2PRFIN20070418_200501_000000432057_00228_26835_1051.N1 | 18-APR-2007 20:05:01 | Dark | 42.500 | 142 | 49Del Cap | 2.8500 | 8900.0 | 85 | 26835 | No |
| 273 | GOM_NL__2PRFIN20070418_201014_000000372057_00228_26835_1052.N1 | 18-APR-2007 20:10:14 | Dark | 37.000 | 172 | Gam Gru | 3.0030 | 13100. | 74 | 26835 | No |
| 274 | GOM_NL__2PRFIN20070418_201213_000000382057_00228_26835_1053.N1 | 18-APR-2007 20:12:13 | Dark | 37.500 | 31 | Alp Gru | 1.7340 | 15200. | 75 | 26835 | No |
| 275 | GOM_NL__2PRFIN20070418_201717_000000442057_00229_26836_1035.N1 | 18-APR-2007 20:17:17 | Dark | 44.000 | 45 | Alp Pav | 1.9400 | 26000. | 88 | 26836 | No |
| 276 | GOM_NL__2PRFIN20070418_202433_000000412057_00229_26836_1036.N1 | 18-APR-2007 20:24:33 | Dark | 40.500 | 43 | Alp TrA | 1.9100 | 4250.0 | 81 | 26836 | No |
| 277 | GOM_NL__2PRFIN20070418_202641_000000392057_00229_26836_1037.N1 | 18-APR-2007 20:26:41 | Straylight | 39.000 | 134 | Bet TrA | 2.8100 | 6600.0 | 78 | 26836 | No |
| 278 | GOM_NL__2PRFIN20070418_202901_000000502057_00229_26836_1038.N1 | 18-APR-2007 20:29:01 | Straylight | 50.000 | 4 | Alp1Cen | -0.010000 | 5800.0 | 100 | 26836 | No |

| | | | | | | | | | | | |
|-----|--|----------------------|---------------|--------|-----|-----------|-----------|--------|-----|-------|----|
| 279 | GOM_NL__2PRFIN20070418_203215_000000402057_00229_26836_1039.N1 | 18-APR-2007 20:32:15 | Straylight | 39.500 | 78 | Alp Lup | 2.3040 | 28000. | 79 | 26836 | No |
| 280 | GOM_NL__2PRFIN20070418_203350_000000422057_00229_26836_1040.N1 | 18-APR-2007 20:33:50 | Straylight | 42.000 | 81 | Eta Cen | 2.3560 | 28000. | 84 | 26836 | No |
| 281 | GOM_NL__2PRFIN20070418_203609_000000462057_00229_26836_1041.N1 | 18-APR-2007 20:36:09 | Straylight | 46.000 | 54 | 5The Cen | 2.0550 | 4500.0 | 92 | 26836 | No |
| 282 | GOM_NL__2PRFIN20070418_204110_000000412057_00229_26836_1042.N1 | 18-APR-2007 20:41:10 | Twl_and_stray | 40.500 | 106 | 9Bet Crv | 2.6480 | 5600.0 | 81 | 26836 | No |
| 283 | GOM_NL__2PRFIN20070418_204419_000000432057_00229_26836_1043.N1 | 18-APR-2007 20:44:19 | Bright | 43.000 | 15 | 67Alp Vir | 0.97600 | 28000. | 86 | 26836 | No |
| 284 | GOM_NL__2PRFIN20070418_204722_000000382057_00229_26836_1044.N1 | 18-APR-2007 20:47:22 | Bright | 37.500 | 121 | 29Gam Vir | 2.7400 | 7200.0 | 75 | 26836 | No |
| 285 | GOM_NL__2PRFIN20070418_205102_000000382057_00229_26836_1045.N1 | 18-APR-2007 20:51:02 | Bright | 38.000 | 138 | 47Eps Vir | 2.8280 | 4700.0 | 76 | 26836 | No |
| 286 | GOM_NL__2PRFIN20070418_205904_000000362057_00229_26836_1046.N1 | 18-APR-2007 20:59:04 | Bright | 35.500 | 152 | 12Alp2CVn | 2.8900 | 11000. | 71 | 26836 | No |
| 287 | GOM_NL__2PRFIN20070418_210304_000000342057_00229_26836_1047.N1 | 18-APR-2007 21:03:04 | Bright | 34.000 | 87 | 64Gam UMa | 2.4330 | 11000. | 68 | 26836 | No |
| 288 | GOM_NL__2PRFIN20070418_210529_000000372057_00229_26836_1048.N1 | 18-APR-2007 21:05:29 | Bright | 37.000 | 36 | 50Alp UMa | 1.8000 | 6300.0 | 74 | 26836 | No |
| 289 | GOM_NL__2PRFIN20070418_211027_000000372057_00229_26836_1049.N1 | 18-APR-2007 21:10:27 | Bright | 36.500 | 60 | 7Bet UMi | 2.0810 | 3950.0 | 73 | 26836 | No |
| 290 | GOM_NL__2PRFIN20070418_211328_000000372057_00229_26836_1050.N1 | 18-APR-2007 21:13:28 | Bright | 36.500 | 49 | 1Alp UMi | 1.9900 | 6300.0 | 73 | 26836 | No |
| 291 | GOM_NL__2PRFIN20070418_212036_000000542057_00229_26836_1051.N1 | 18-APR-2007 21:20:36 | Bright | 54.000 | 89 | 5Alp Cep | 2.4510 | 8000.0 | 108 | 26836 | No |
| 292 | GOM_NL__2PRFIN20070418_213045_000000552057_00229_26836_1052.N1 | 18-APR-2007 21:30:45 | Bright | 55.000 | 164 | 44Eta Peg | 2.9480 | 5400.0 | 110 | 26836 | No |
| 293 | GOM_NL__2PRFIN20070418_214031_000000462057_00229_26836_1053.N1 | 18-APR-2007 21:40:31 | Dark | 45.500 | 162 | 34Alp Aqr | 2.9440 | 5350.0 | 91 | 26836 | No |
| 294 | GOM_NL__2PRFIN20070418_214538_000000452057_00229_26836_1054.N1 | 18-APR-2007 21:45:38 | Dark | 44.500 | 142 | 49Del Cap | 2.8500 | 8900.0 | 89 | 26836 | No |
| 295 | GOM_NL__2PRFIN20070418_215249_000000422057_00229_26836_1055.N1 | 18-APR-2007 21:52:49 | Dark | 41.500 | 31 | Alp Gru | 1.7340 | 15200. | 83 | 26836 | No |
| 296 | GOM_NL__2PRFIN20070418_215753_000000402057_00230_26837_1049.N1 | 18-APR-2007 21:57:53 | Dark | 39.500 | 45 | Alp Pav | 1.9400 | 26000. | 79 | 26837 | No |
| 297 | GOM_NL__2PRFIN20070418_220510_000000412057_00230_26837_1050.N1 | 18-APR-2007 22:05:10 | Dark | 40.500 | 43 | Alp TrA | 1.9100 | 4250.0 | 81 | 26837 | No |
| 298 | GOM_NL__2PRFIN20070418_220717_000000392057_00230_26837_1051.N1 | 18-APR-2007 22:07:17 | Straylight | 39.000 | 134 | Bet TrA | 2.8100 | 6600.0 | 78 | 26837 | No |
| 299 | GOM_NL__2PRFIN20070418_220937_000000512057_00230_26837_1052.N1 | 18-APR-2007 22:09:37 | Straylight | 51.000 | 4 | Alp1Cen | -0.010000 | 5800.0 | 102 | 26837 | No |
| 300 | GOM_NL__2PRFIN20070418_221251_000000412057_00230_26837_1053.N1 | 18-APR-2007 22:12:51 | Straylight | 41.000 | 78 | Alp Lup | 2.3040 | 28000. | 82 | 26837 | No |
| 301 | GOM_NL__2PRFIN20070418_221426_000000442057_00230_26837_1054.N1 | 18-APR-2007 22:14:26 | Straylight | 44.000 | 81 | Eta Cen | 2.3560 | 28000. | 88 | 26837 | No |
| 302 | GOM_NL__2PRFIN20070418_221645_000000452057_00230_26837_1055.N1 | 18-APR-2007 22:16:45 | Straylight | 45.000 | 54 | 5The Cen | 2.0550 | 4500.0 | 90 | 26837 | No |
| 303 | GOM_NL__2PRFIN20070418_222146_000000412057_00230_26837_1056.N1 | 18-APR-2007 22:21:46 | Twl_and_stray | 40.500 | 106 | 9Bet Crv | 2.6480 | 5600.0 | 81 | 26837 | No |
| 304 | GOM_NL__2PRFIN20070418_222455_000000432057_00230_26837_1057.N1 | 18-APR-2007 22:24:55 | Bright | 42.500 | 15 | 67Alp Vir | 0.97600 | 28000. | 85 | 26837 | No |
| 305 | GOM_NL__2PRFIN20070418_222758_000000362057_00230_26837_1058.N1 | 18-APR-2007 22:27:58 | Bright | 35.500 | 121 | 29Gam Vir | 2.7400 | 7200.0 | 71 | 26837 | No |
| 306 | GOM_NL__2PRFIN20070418_223138_000000382057_00230_26837_1059.N1 | 18-APR-2007 22:31:38 | Bright | 38.000 | 138 | 47Eps Vir | 2.8280 | 4700.0 | 76 | 26837 | No |
| 307 | GOM_NL__2PRFIN20070418_223940_000000372057_00230_26837_1060.N1 | 18-APR-2007 22:39:40 | Bright | 36.500 | 152 | 12Alp2CVn | 2.8900 | 11000. | 73 | 26837 | No |
| 308 | GOM_NL__2PRFIN20070418_224340_000000352057_00230_26837_1061.N1 | 18-APR-2007 22:43:40 | Bright | 35.000 | 87 | 64Gam UMa | 2.4330 | 11000. | 70 | 26837 | No |
| 309 | GOM_NL__2PRFIN20070418_224605_000000522057_00230_26837_1062.N1 | 18-APR-2007 22:46:05 | Bright | 52.000 | 36 | 50Alp UMa | 1.8000 | 6300.0 | 104 | 26837 | No |
| 310 | GOM_NL__2PRFIN20070418_225102_000000382057_00230_26837_1063.N1 | 18-APR-2007 22:51:02 | Bright | 37.500 | 60 | 7Bet UMi | 2.0810 | 3950.0 | 75 | 26837 | No |
| 311 | GOM_NL__2PRFIN20070418_225403_000000342057_00230_26837_1064.N1 | 18-APR-2007 22:54:03 | Bright | 34.000 | 49 | 1Alp UMi | 1.9900 | 6300.0 | 68 | 26837 | No |
| 312 | GOM_NL__2PRFIN20070418_230112_000000392057_00230_26837_1065.N1 | 18-APR-2007 23:01:12 | Bright | 38.500 | 89 | 5Alp Cep | 2.4510 | 8000.0 | 77 | 26837 | No |
| 313 | GOM_NL__2PRFIN20070418_231122_000000382057_00230_26837_1066.N1 | 18-APR-2007 23:11:22 | Bright | 37.500 | 164 | 44Eta Peg | 2.9480 | 5400.0 | 75 | 26837 | No |
| 314 | GOM_NL__2PRFIN20070418_232107_000000472057_00230_26837_1067.N1 | 18-APR-2007 23:21:07 | Dark | 47.000 | 162 | 34Alp Aqr | 2.9440 | 5350.0 | 94 | 26837 | No |
| 315 | GOM_NL__2PRFIN20070418_232614_000000442057_00230_26837_1068.N1 | 18-APR-2007 23:26:14 | Dark | 43.500 | 142 | 49Del Cap | 2.8500 | 8900.0 | 87 | 26837 | No |
| 316 | GOM_NL__2PRFIN20070418_233126_000000392057_00230_26837_1069.N1 | 18-APR-2007 23:31:26 | Dark | 39.000 | 172 | Gam Gru | 3.0030 | 13100. | 78 | 26837 | No |
| 317 | GOM_NL__2PRFIN20070418_233325_000000422057_00230_26837_1070.N1 | 18-APR-2007 23:33:25 | Dark | 42.000 | 31 | Alp Gru | 1.7340 | 15200. | 84 | 26837 | No |
| 318 | GOM_NL__2PRFIN20070418_233830_000000402057_00231_26838_1055.N1 | 18-APR-2007 23:38:30 | Dark | 40.000 | 45 | Alp Pav | 1.9400 | 26000. | 80 | 26838 | No |
| 319 | GOM_NL__2PRFIN20070418_234546_000000392057_00231_26838_1056.N1 | 18-APR-2007 23:45:46 | Dark | 38.500 | 43 | Alp TrA | 1.9100 | 4250.0 | 77 | 26838 | No |
| 320 | GOM_NL__2PRFIN20070418_234753_000000372057_00231_26838_1057.N1 | 18-APR-2007 23:47:53 | Straylight | 37.000 | 134 | Bet TrA | 2.8100 | 6600.0 | 74 | 26838 | No |
| 321 | GOM_NL__2PRFIN20070418_235014_000000442057_00231_26838_1058.N1 | 18-APR-2007 23:50:14 | Straylight | 43.500 | 4 | Alp1Cen | -0.010000 | 5800.0 | 87 | 26838 | No |
| 322 | GOM_NL__2PRFIN20070418_235327_000000422057_00231_26838_1059.N1 | 18-APR-2007 23:53:27 | Straylight | 41.500 | 78 | Alp Lup | 2.3040 | 28000. | 83 | 26838 | No |
| 323 | GOM_NL__2PRFIN20070418_235503_000000432057_00231_26838_1060.N1 | 18-APR-2007 23:55:03 | Straylight | 42.500 | 81 | Eta Cen | 2.3560 | 28000. | 85 | 26838 | No |
| 324 | GOM_NL__2PRFIN20070418_235721_000000422057_00231_26838_1061.N1 | 18-APR-2007 23:57:21 | Straylight | 41.500 | 54 | 5The Cen | 2.0550 | 4500.0 | 83 | 26838 | No |

3. Quality information per product

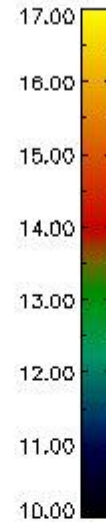
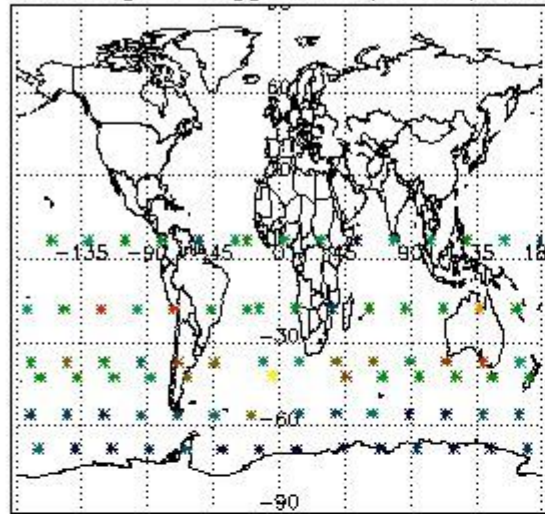
In this section it is plotted some information contained in the Quality Summary data set of the level 2 products. Only products in dark limb conditions and without errors (error flag in the MPH set to "0") are used.

3.1 Plot quality information per product (time dependant)

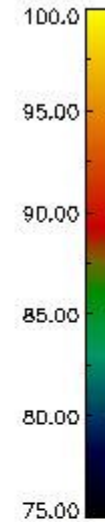
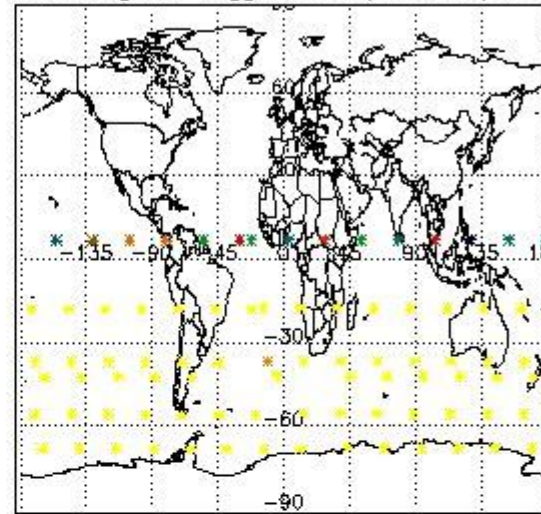


3.2 Plot quality information per product (world map)

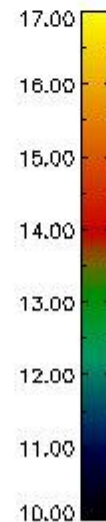
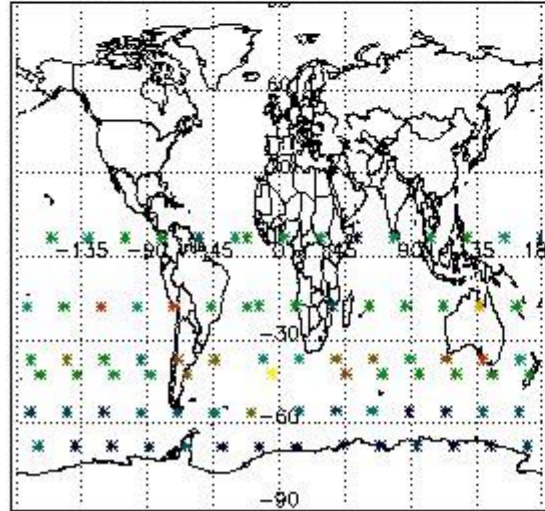
Percentage of flagged data per O3 profile



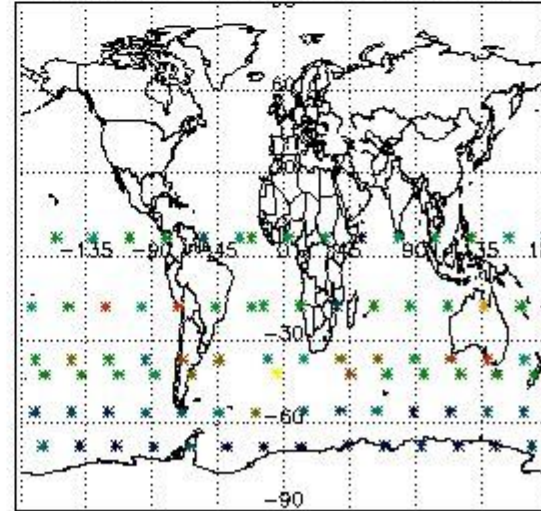
Percentage of flagged data per H2O profile



Percentage of flagged data per NO2 profile



Percentage of flagged data per NO3 profile

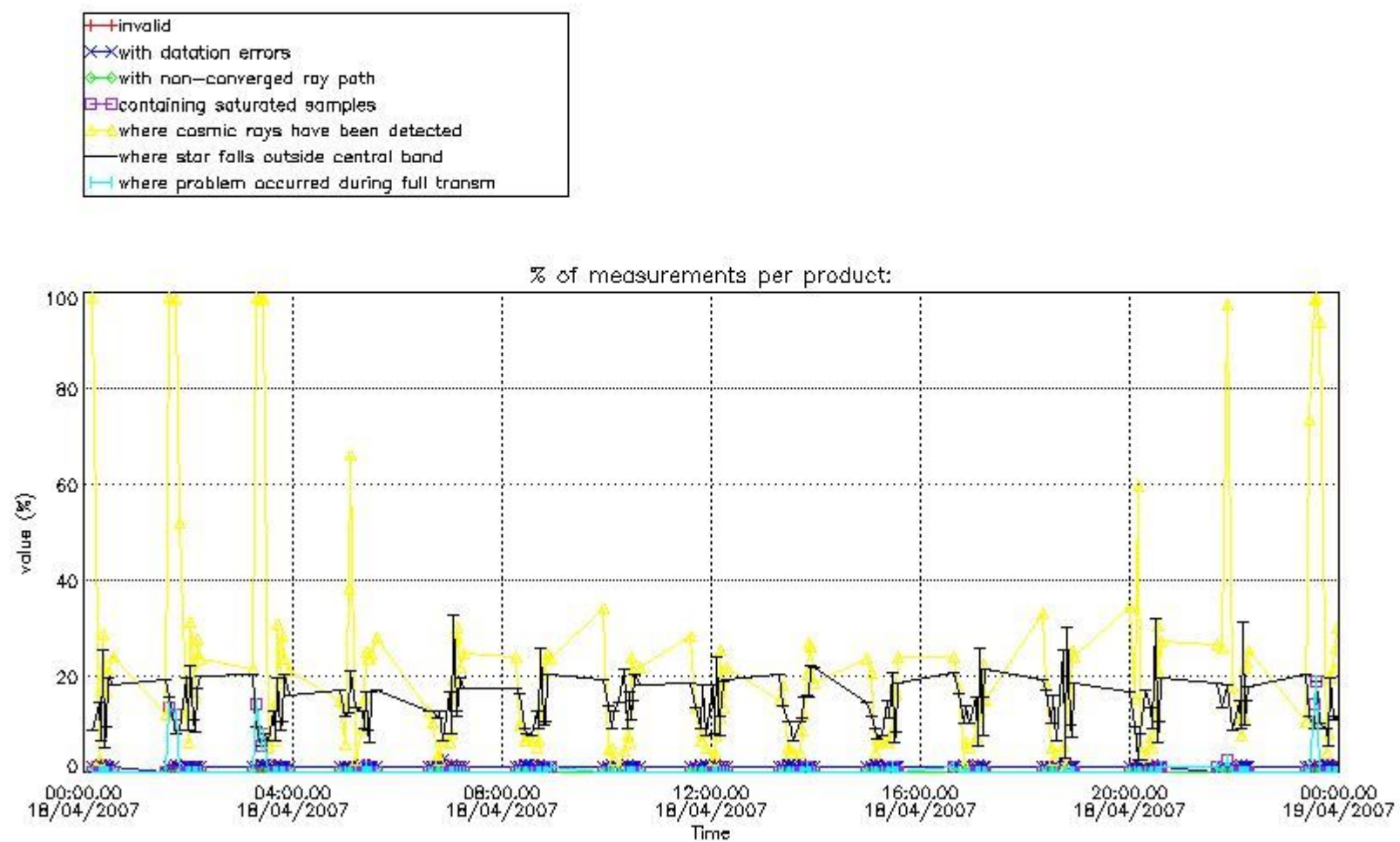


4. Level 1 quality information per product

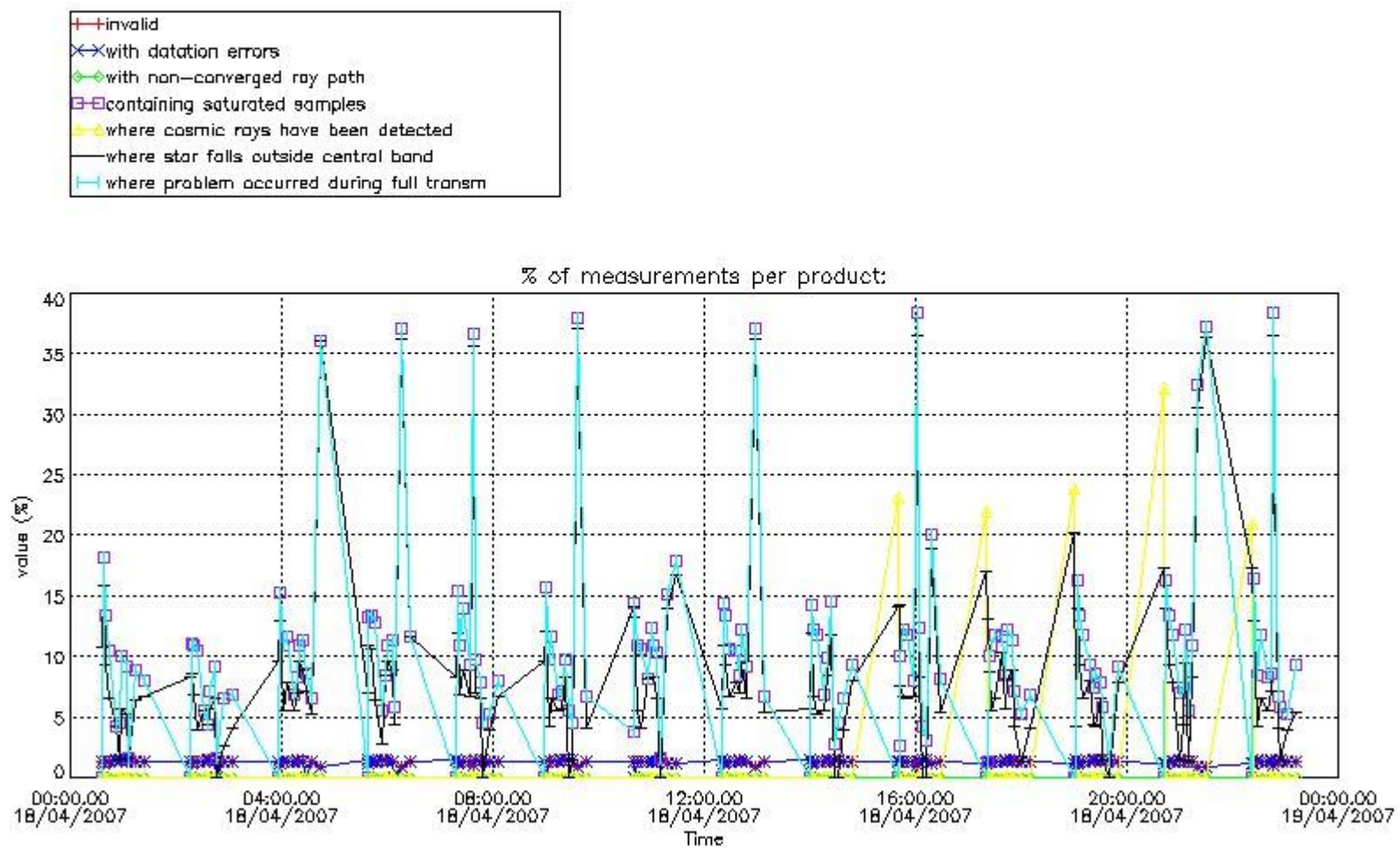
In this section it is plotted some information contained in the Quality Summary data set of the level 2 products that comes from the level 1b processing. Products without errors (error flag in the MPH set to "0") are used.

4.1 Plot quality information per product (time dependant) coming from level 1b processing

4.1.1 Plot level 1 quality information per product (time dependant): ENVISAT ASCENDING passes

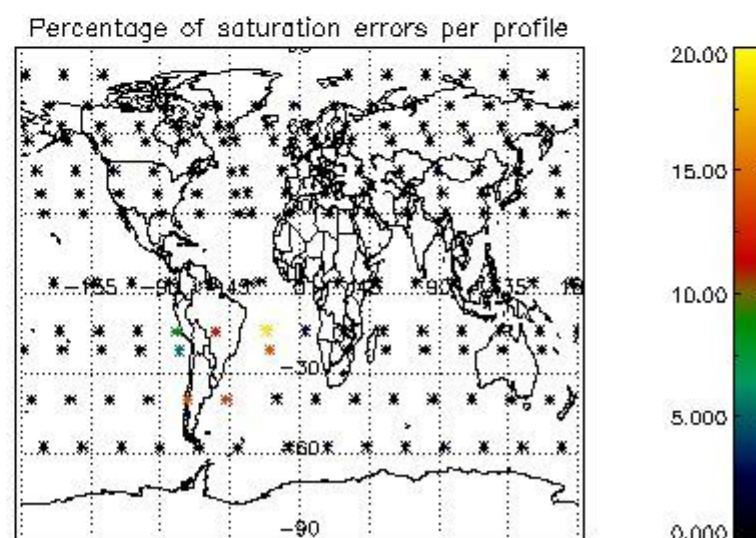
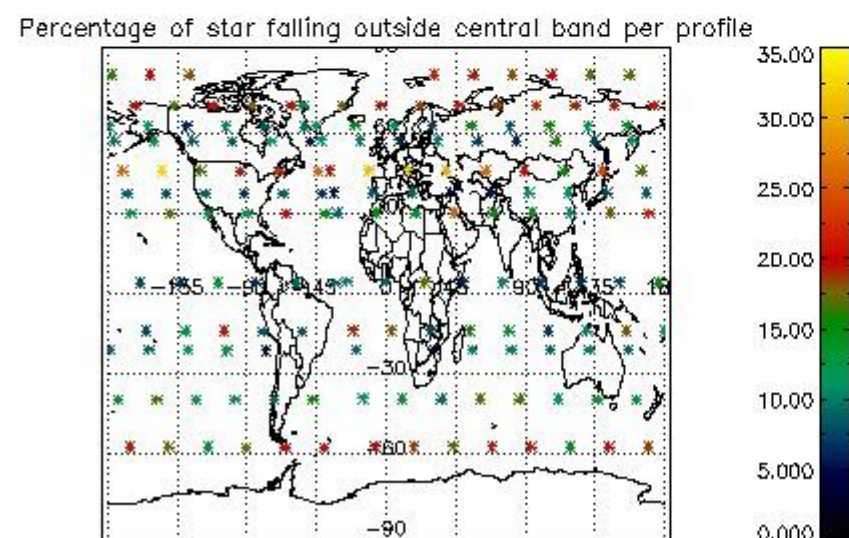
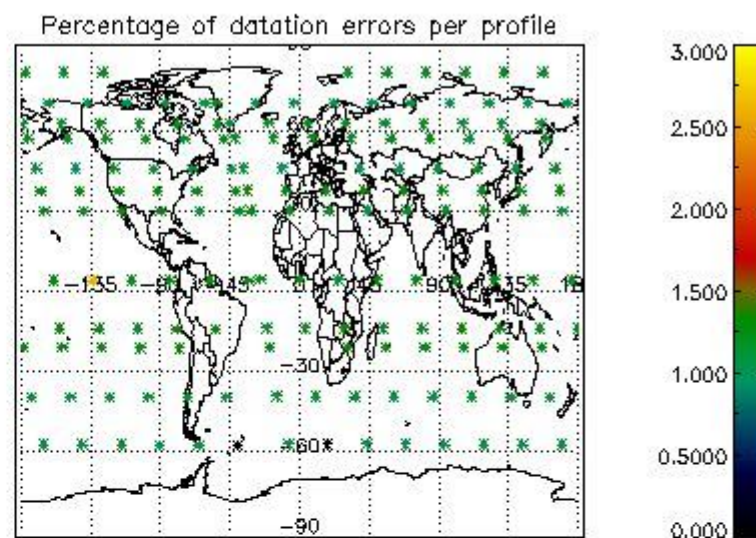
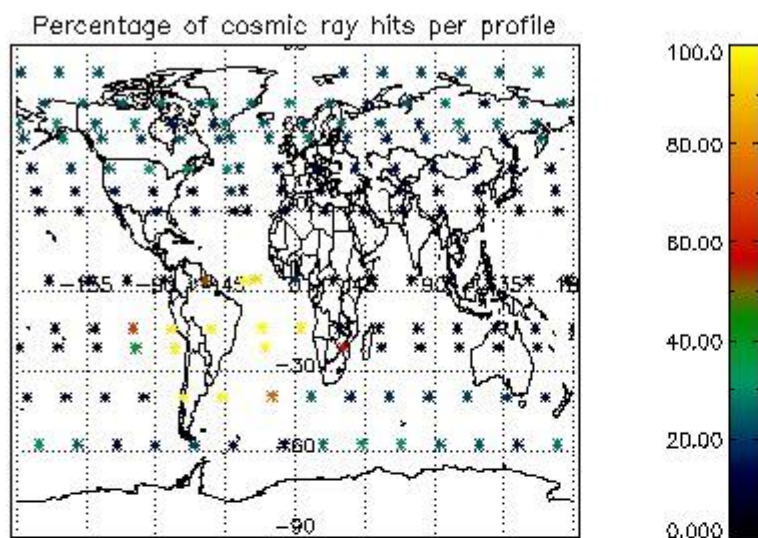


4.1.2 Plot level 1 quality information per product (time dependant): ENVI SAT DESCENDING passes

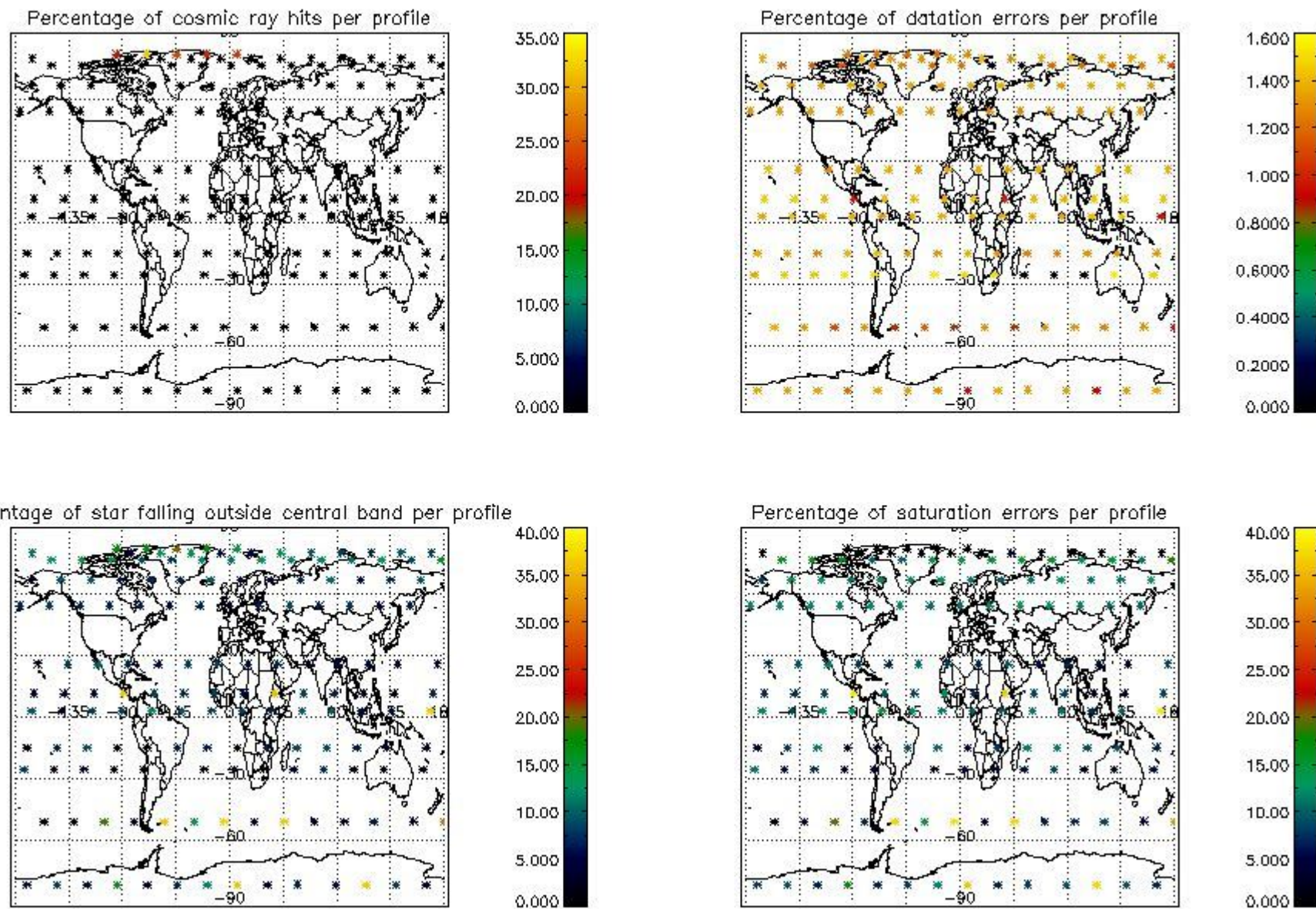


4.2 Plot quality information per product coming from level 1b processing (world map)

4.2.1 Plot level 1 quality information per product (world map): ENVISAT ASCENDING passes



4.2.2 Plot level 1 quality information per product (world map): ENVISAT DESCENDING passes



5. Trace gas profiles

5.1 Ozone statistics based on quality of products

The final quality of the products can be "measured" using the STD (Standard Deviation) attached to every point profile. This information is written to the parameter GOM_NL__2P/NL_LOCAL_SPECIES_DENSITY/o3_std of the level 2 products. The table below shows the statistics for given STD ranges.

The statistics are given with respect to the overall valid production:

- Products without fatal errors: GOM_NL__2P/MPH/PRODUCT_ERR=0
- Valid point profile: GOM_NL__2P/NL_LOCAL_SPECIES_DENSITY/pcd(0)=0

The 'Criteria' is applied to valid points of dark limb products:

- Products in dark limb illumination condition: GOM_NL__2P/NL_SUMMARY_QUALITY/obs_ill_cond=0
- Products without fatal errors: GOM_NL__2P/MPH/PRODUCT_ERR=0
- Valid point profile: GOM_NL__2P/NL_LOCAL_SPECIES_DENSITY/pcd(0)=0

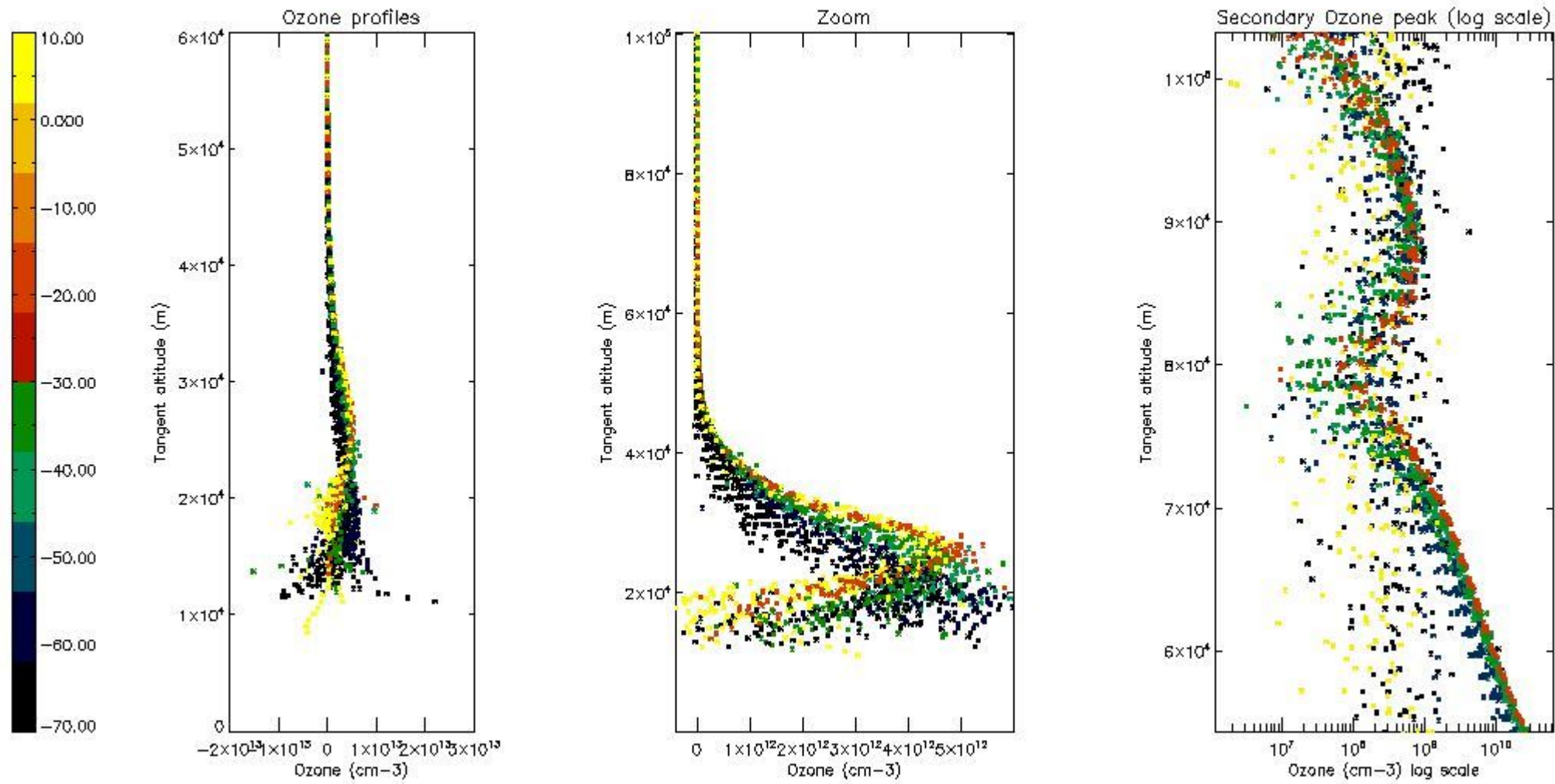
So, the table below shows the percentage of dark limb and valid observations for each criteria with respect to the overall valid daily observations.

| Criteria | % of total production |
|----------|-----------------------|
| All STD | 27 |
| STD < 20 | 13 |

| | |
|----------|---|
| STD < 10 | 9 |
| STD < 5 | 5 |

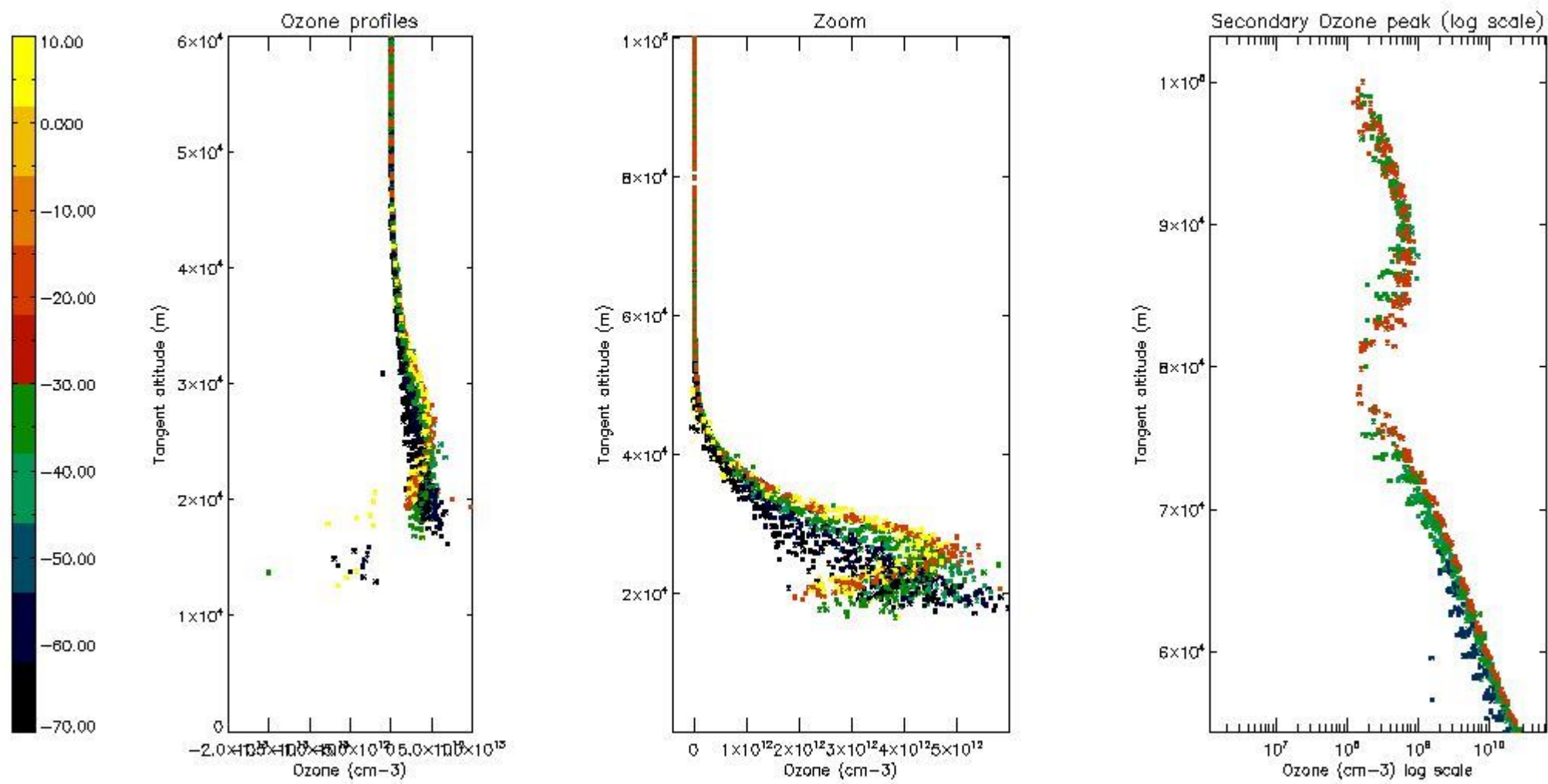
5.2 Plot ozone profiles for all STD (dark without errors)

The colorbar represents the latitude.



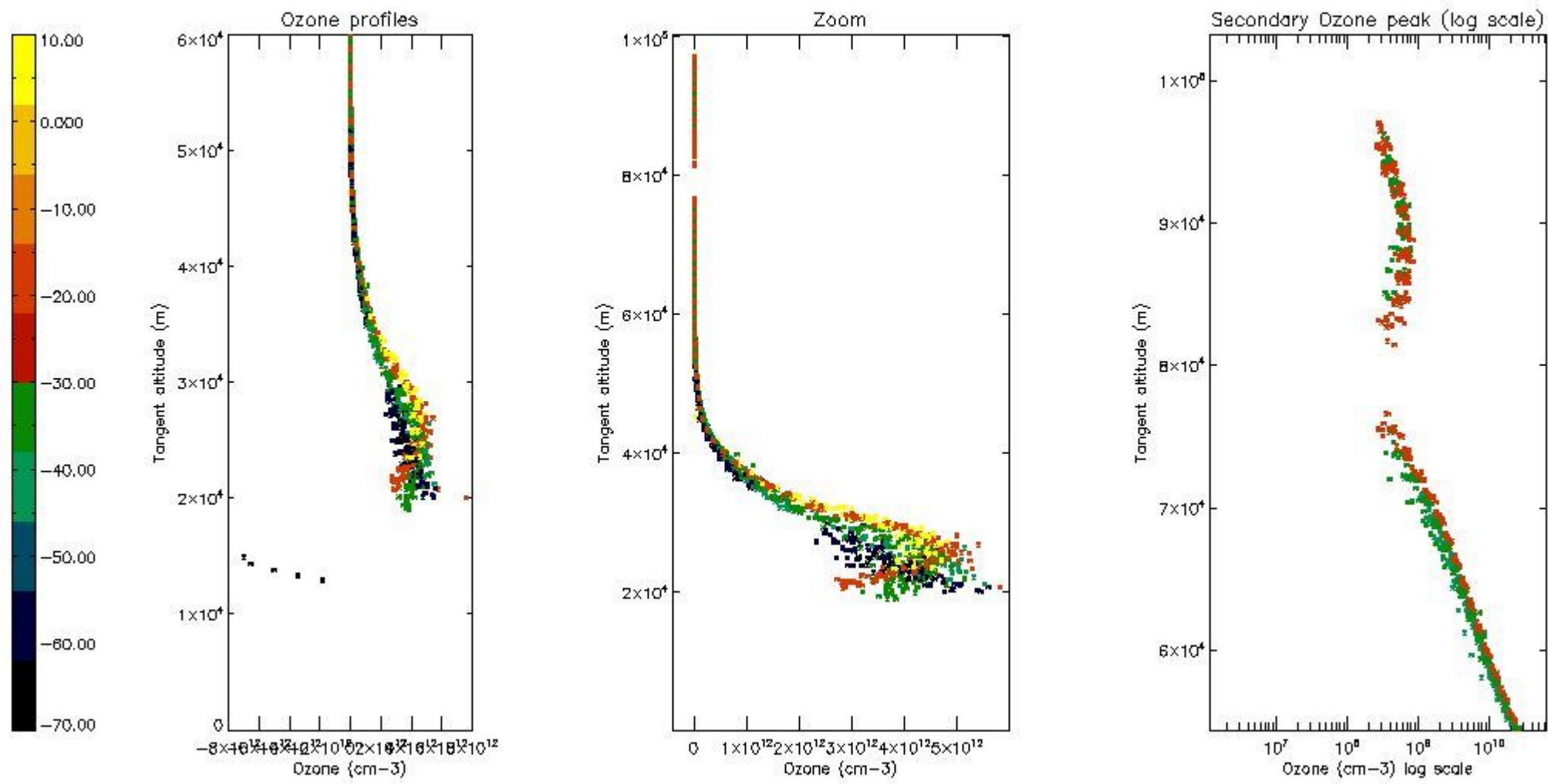
5.3 Plot ozone profiles where STD < 20% (dark without errors)

The colorbar represents the latitude.



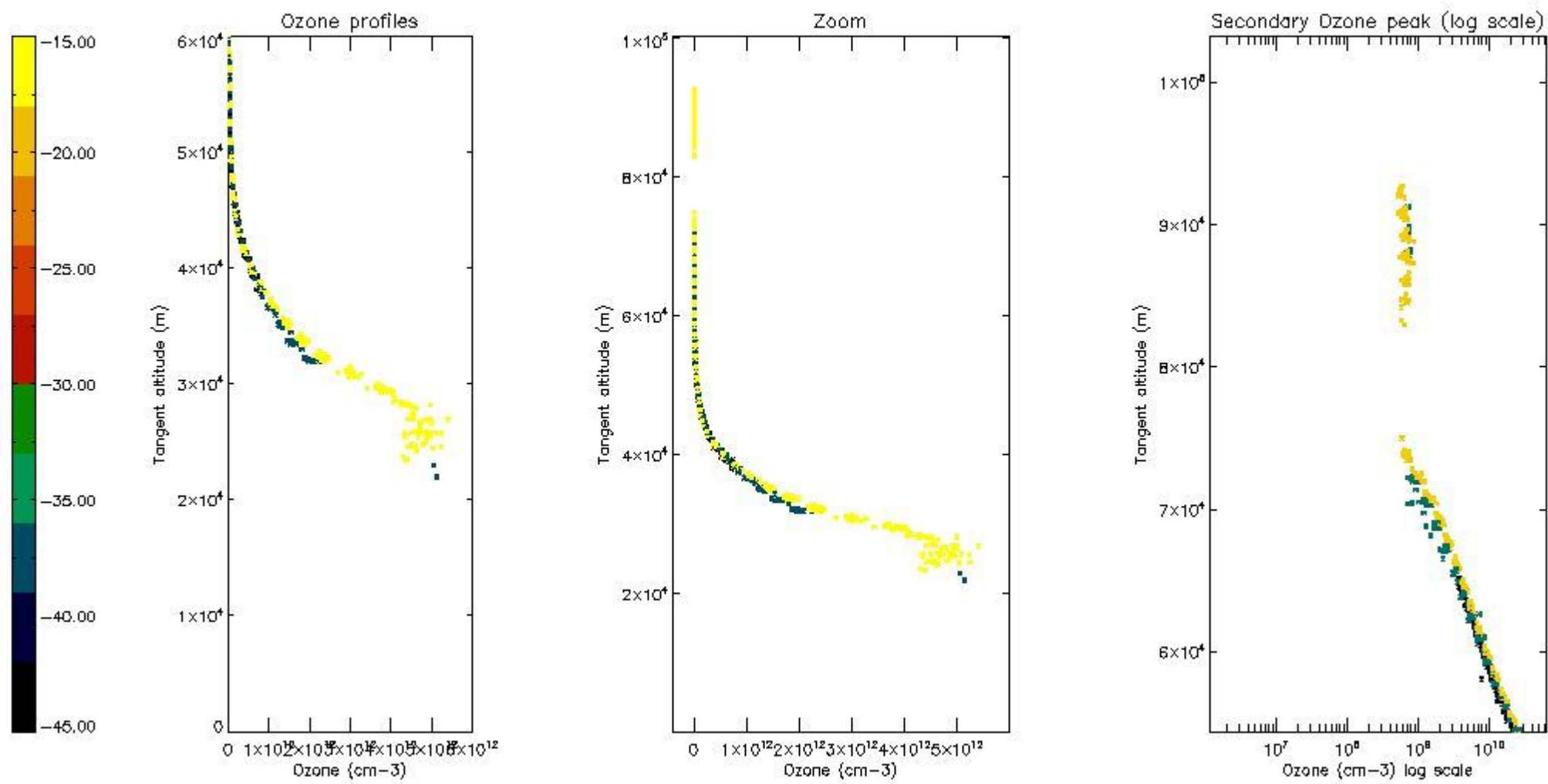
5.4 Plot ozone profiles where STD < 10% (dark without errors)

The colorbar represents the latitude.



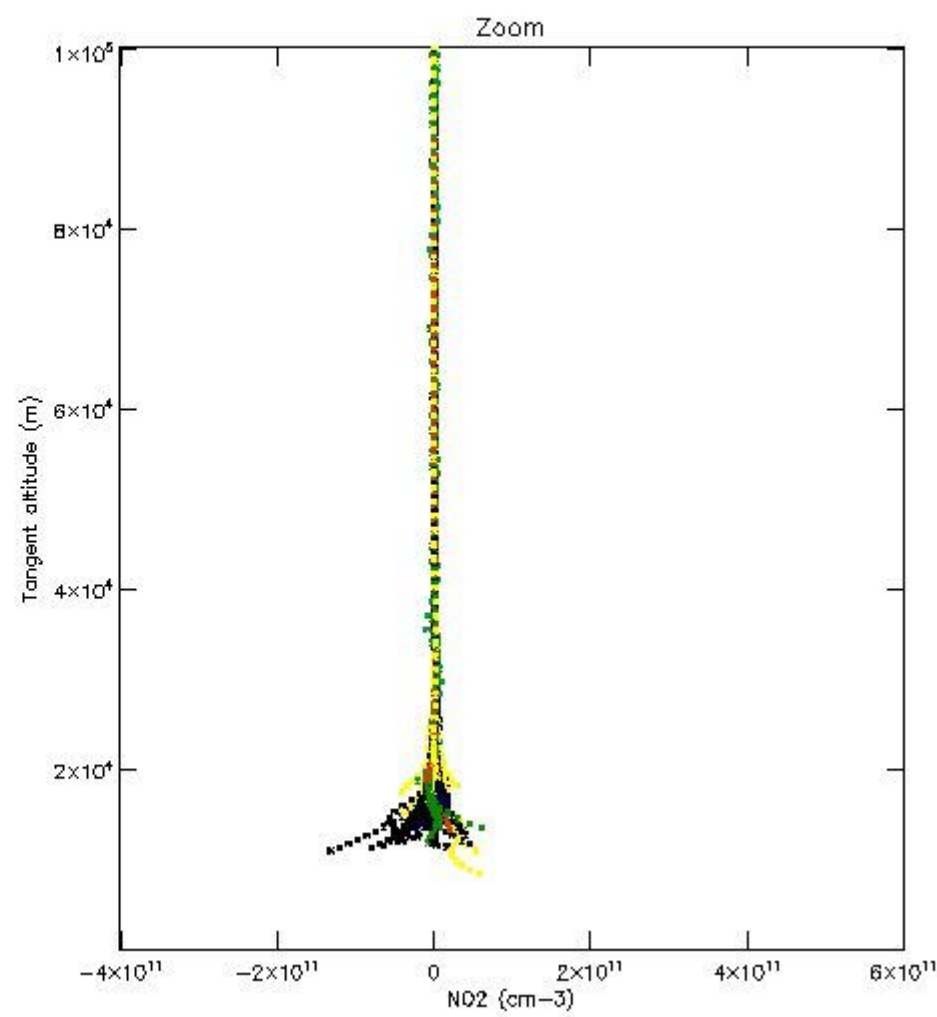
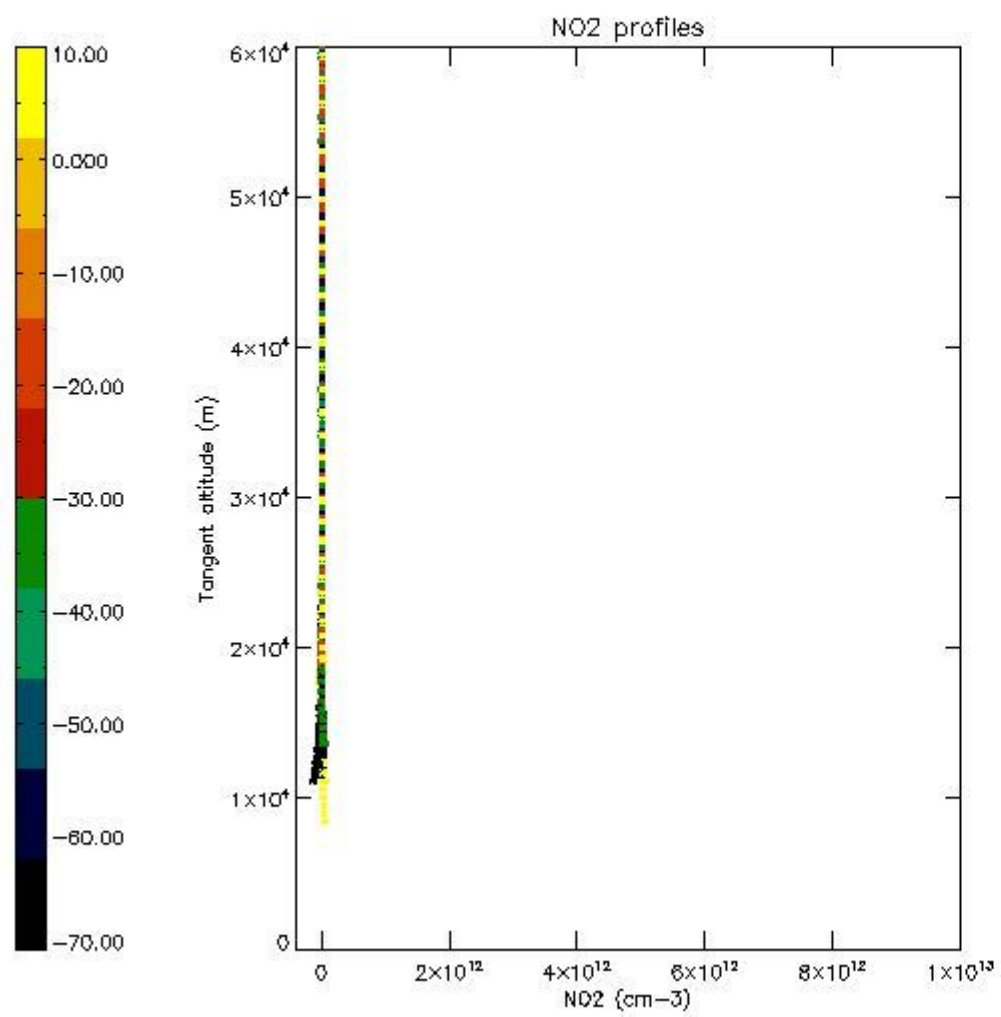
5.5 Plot ozone profiles where $STD < 5\%$ (dark without errors)

The colorbar represents the latitude.



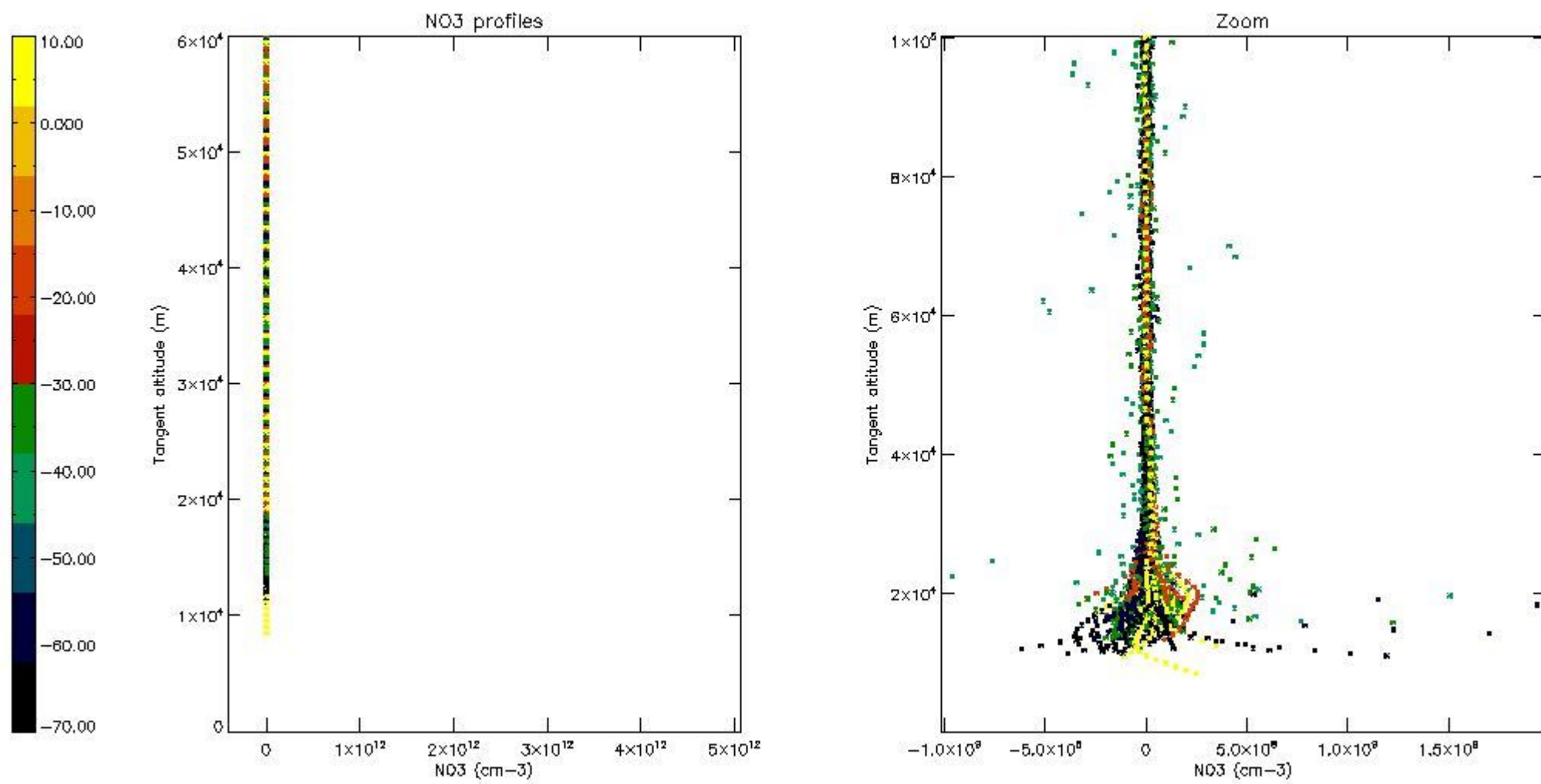
5.6 Plot NO₂ profiles for all STD (dark without errors)

The colorbar represents the latitude.



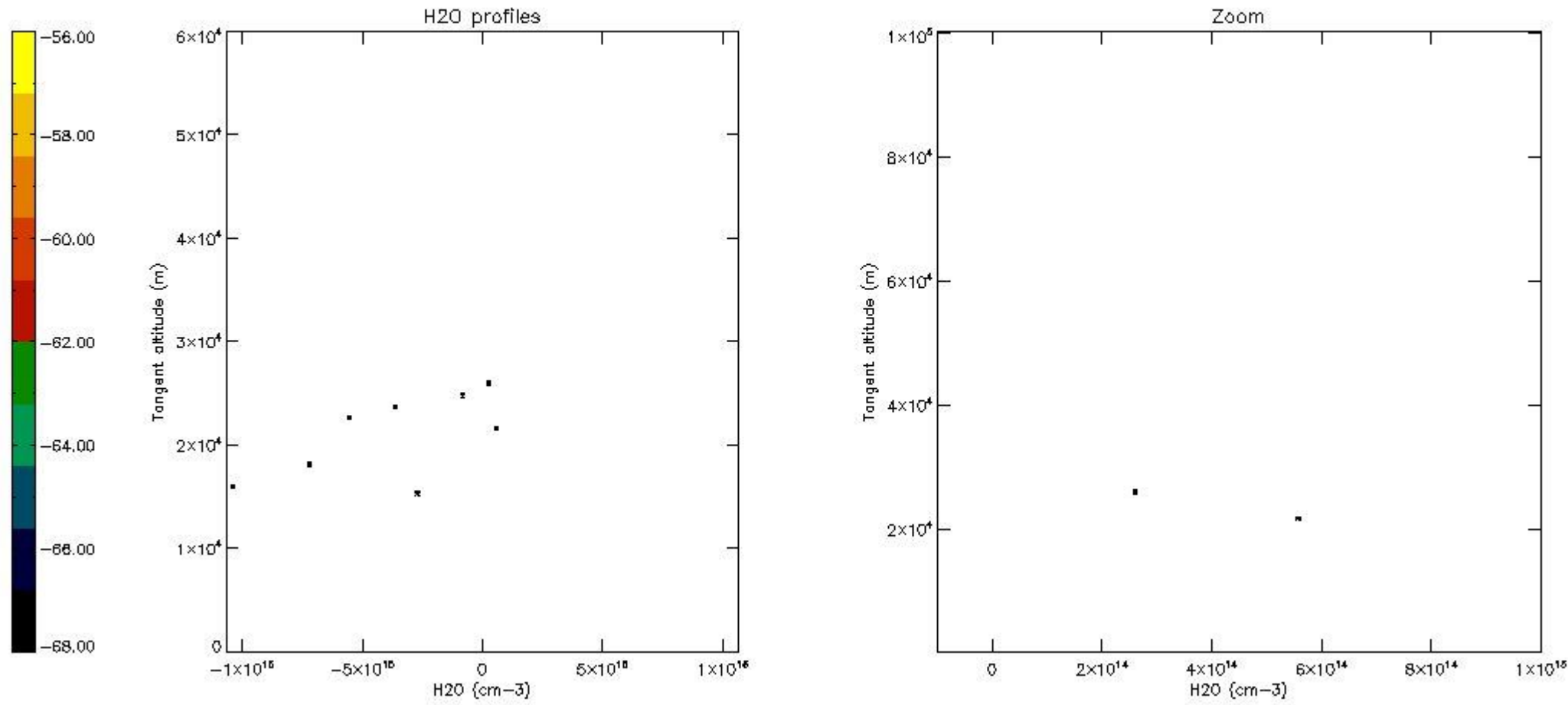
5.7 Plot NO3 profiles for all STD (dark without errors)

The colorbar represents the latitude.



5.8 Plot H2O profiles for all STD (only for occultations of stars 1,2,3,4,13,14,16,26,63 dark without errors)

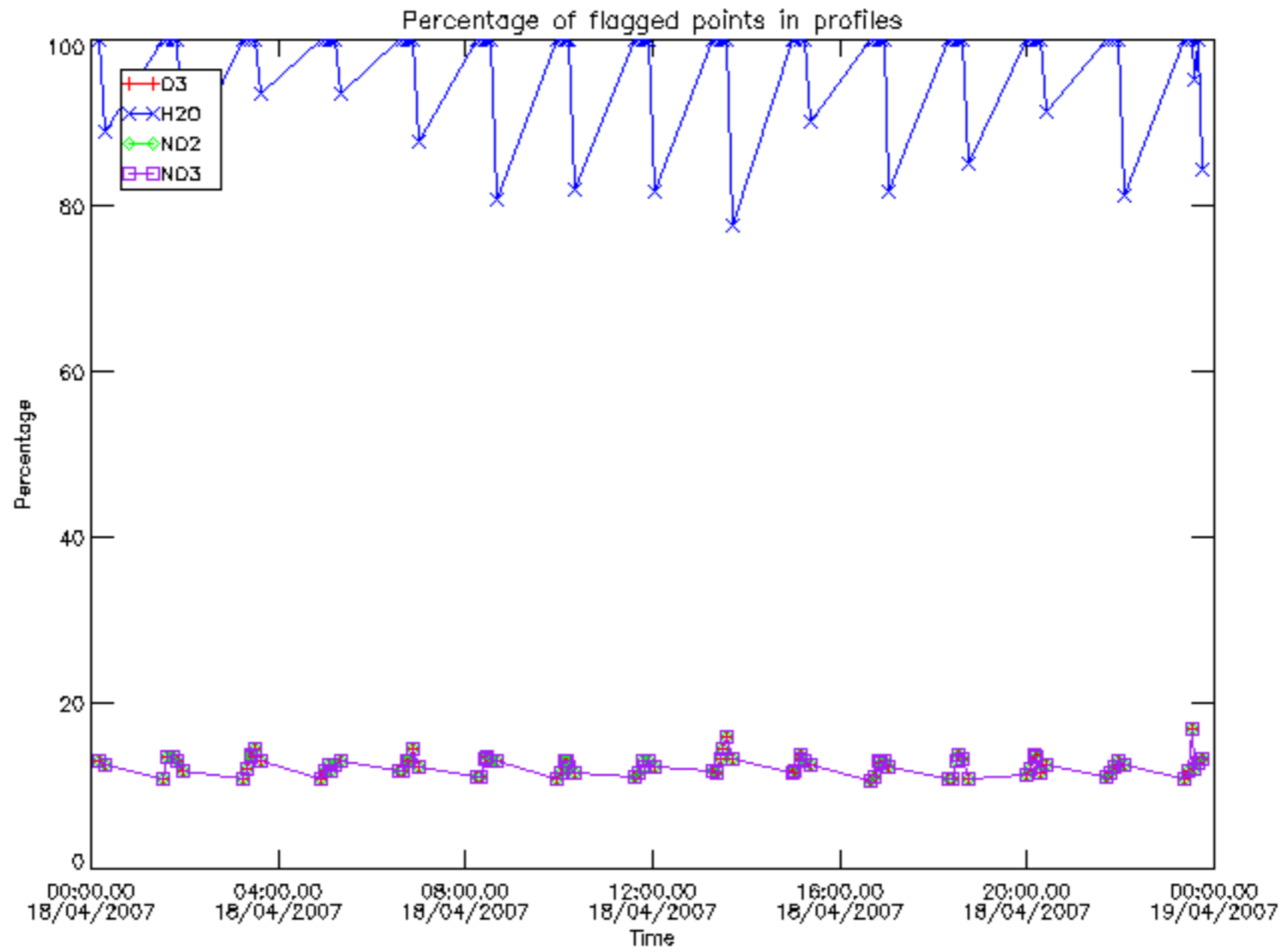
The colorbar represents the latitude.



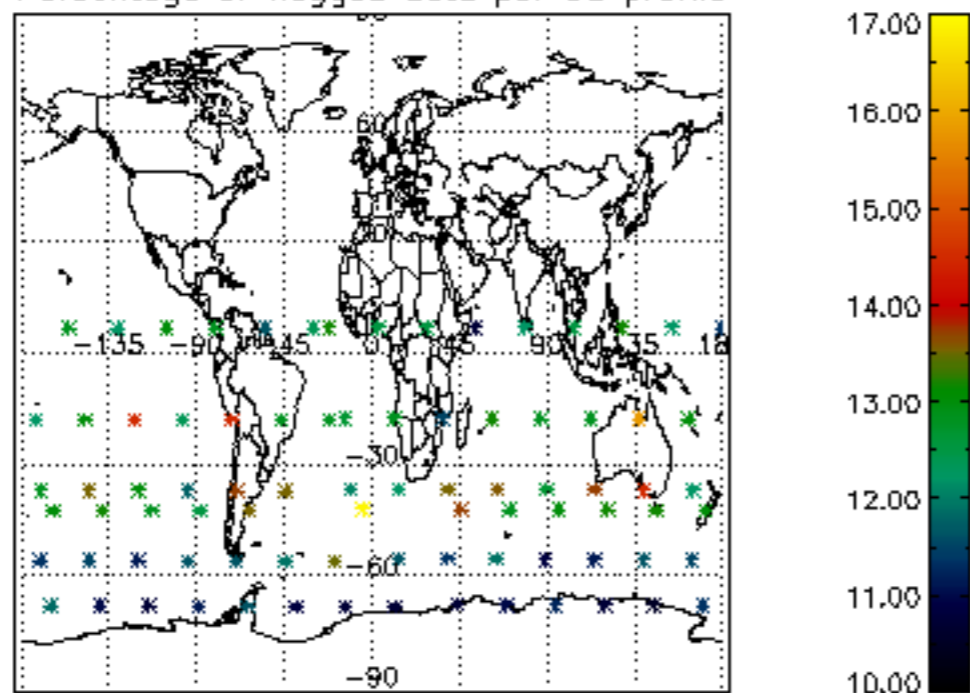
6. Auxiliary Data Files used for the production reported in section 2

The number reported in the third column indicates since which file (see list in section 2) the corresponding auxiliary file has been used. The fourth column is the date of those product files.

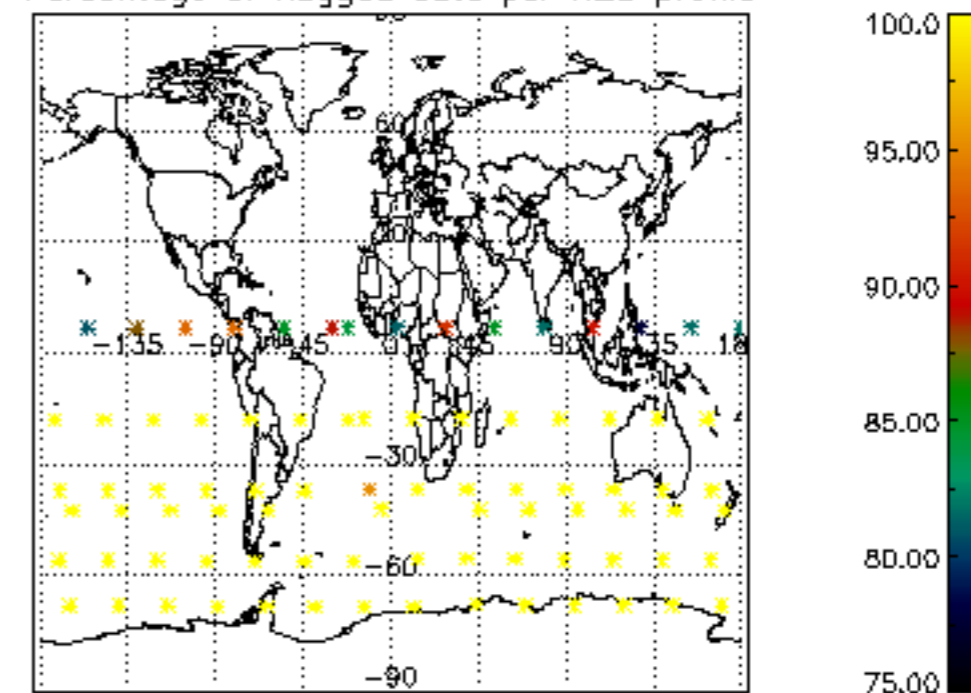
| Type | Auxiliary Filename | Used since product | Used since product date |
|---------------------------|---|--------------------|-------------------------|
| INST_PHYS_CHARACTERISTICS | GOM_INS_AXVIEC20091111_143220_20030716_120000_20500101_000000 | 1 | 18-APR-2007 00:09:59 |
| LEVEL-2_PROC_CONFIG | GOM_PR2_AXVIEC20091111_152718_20020301_000000_20500101_000000 | 1 | 18-APR-2007 00:09:59 |
| CROSS_SECTIONS_FILE | GOM_CRS_AXVIEC20091111_154832_20020301_000000_20500101_000000 | 1 | 18-APR-2007 00:09:59 |



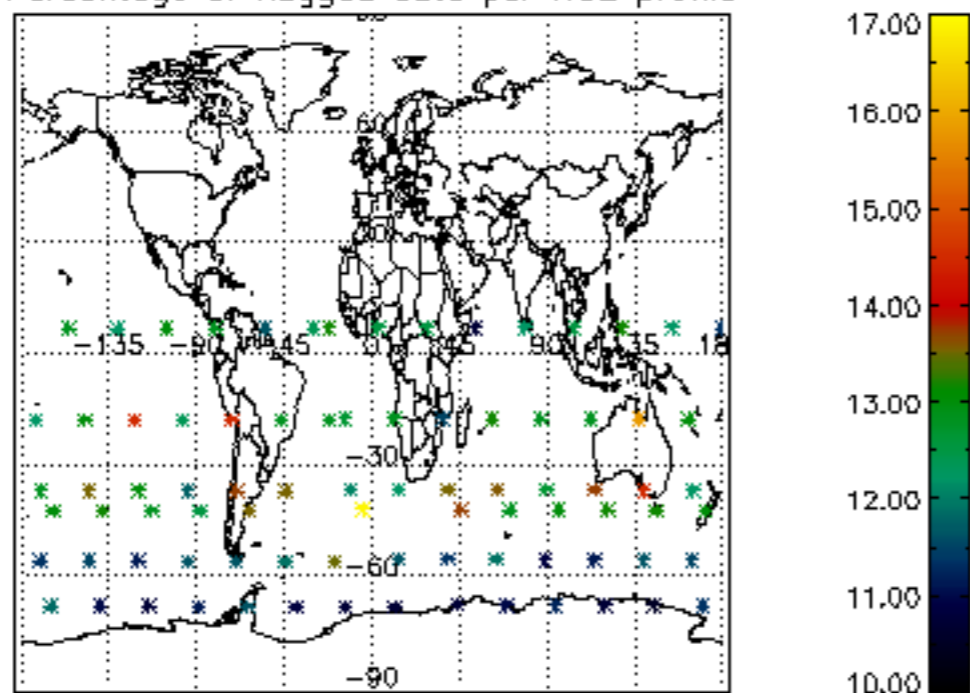
Percentage of flagged data per D3 profile



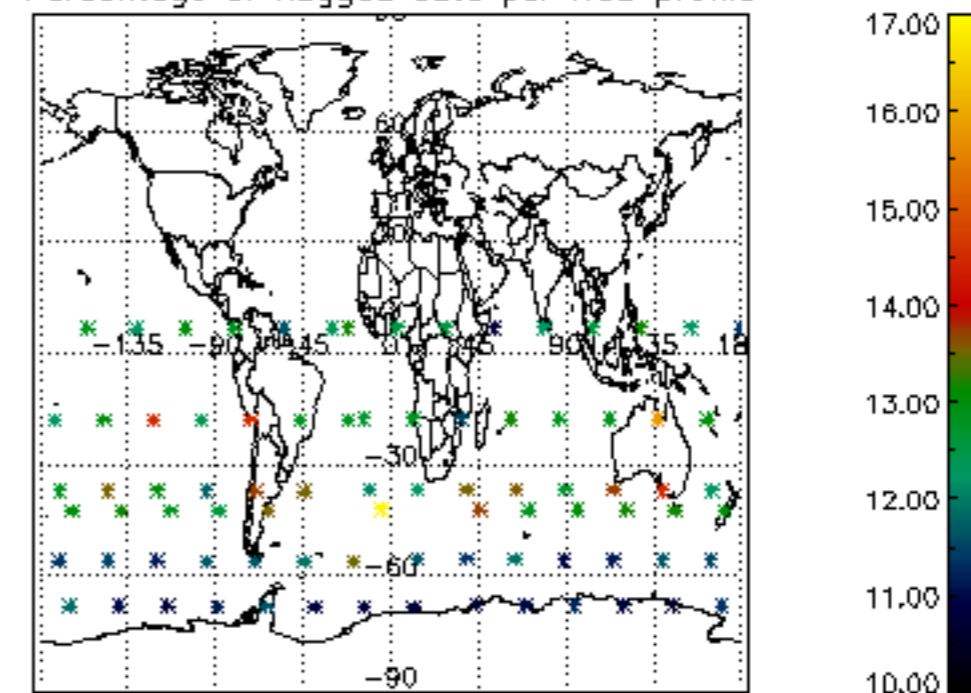
Percentage of flagged data per H2O profile

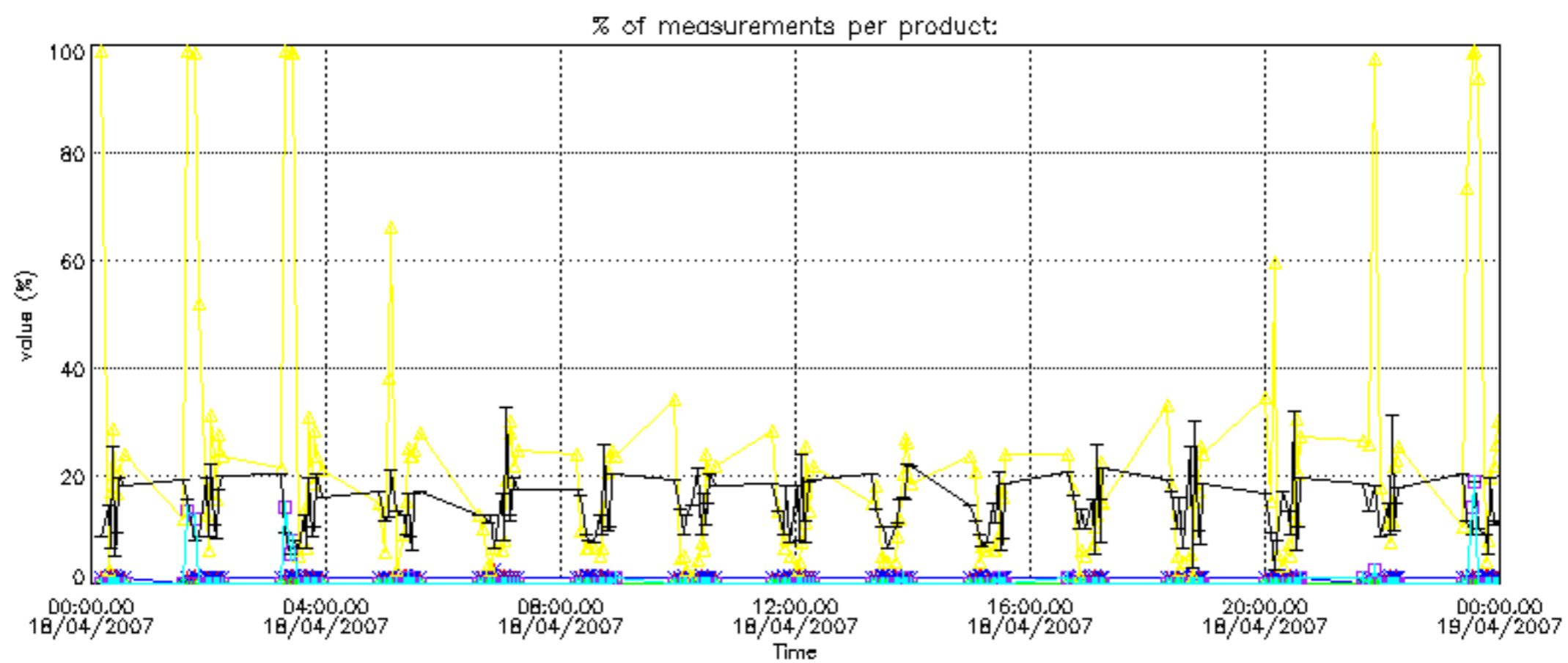
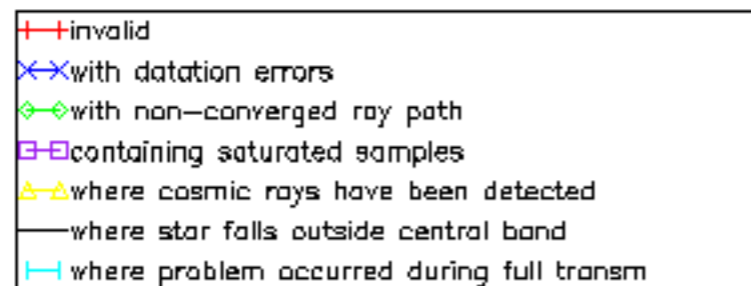


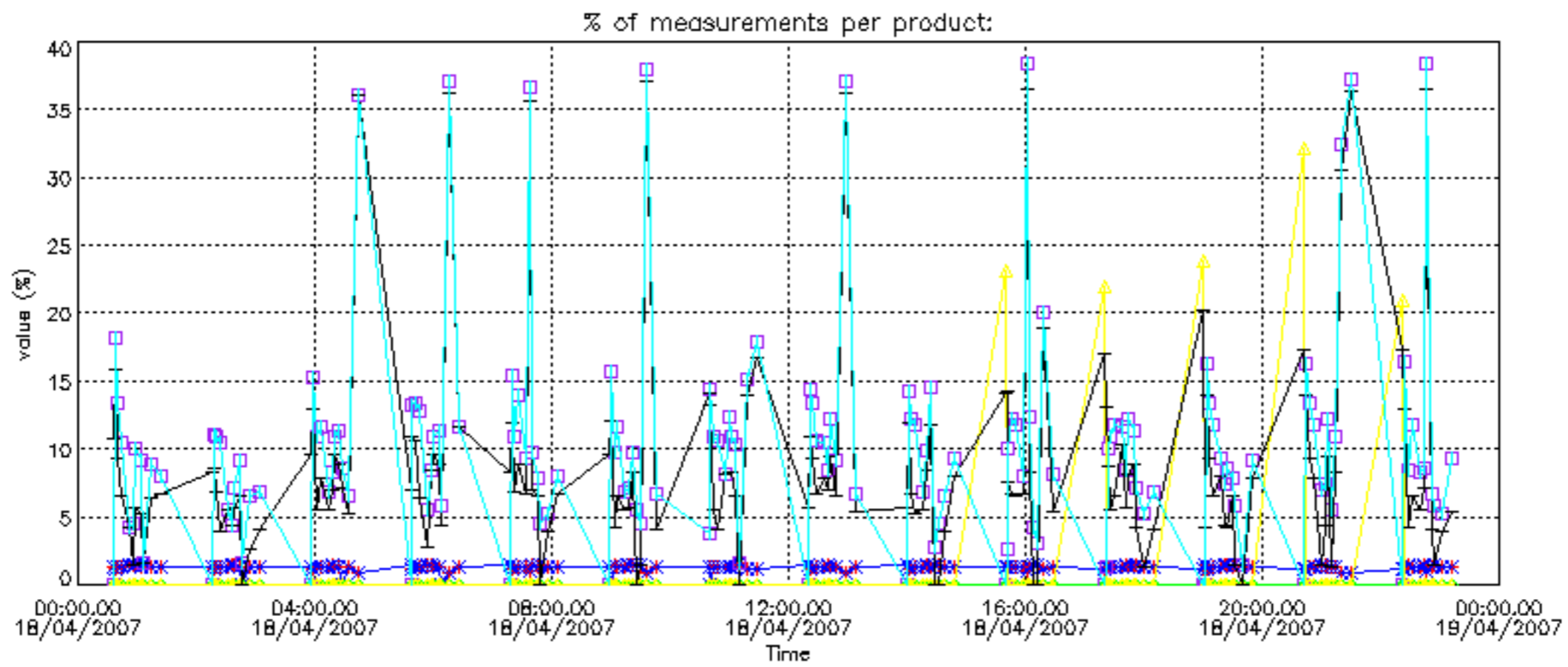
Percentage of flagged data per NO2 profile



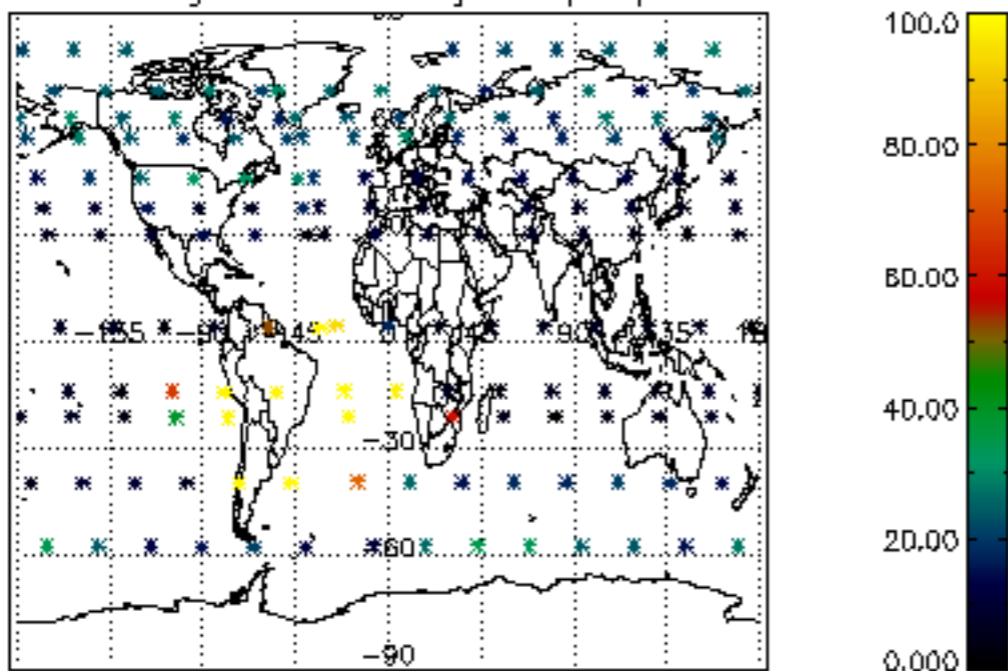
Percentage of flagged data per NO3 profile



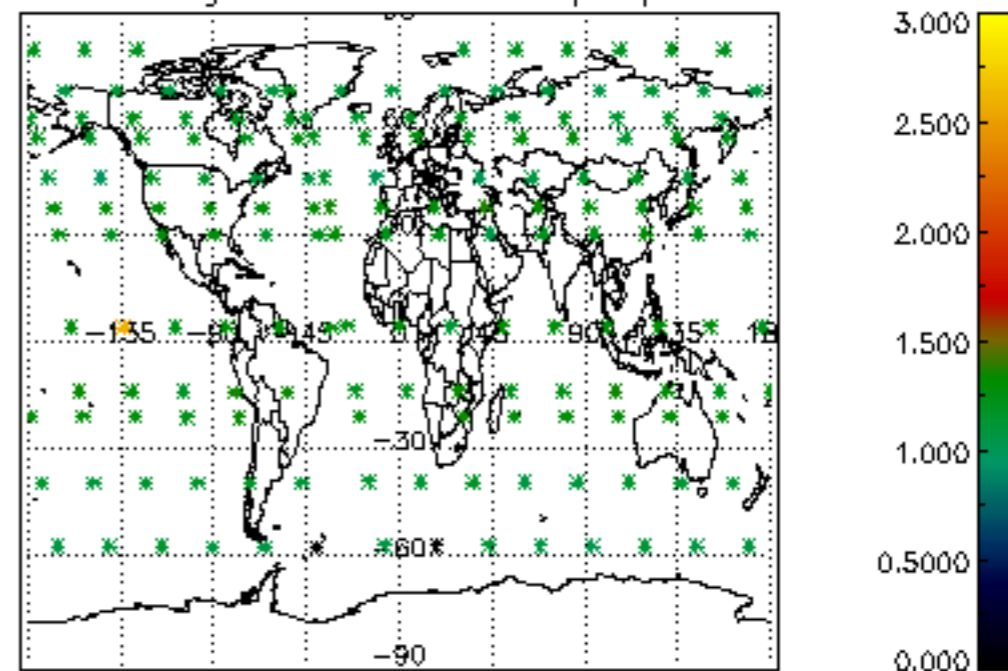




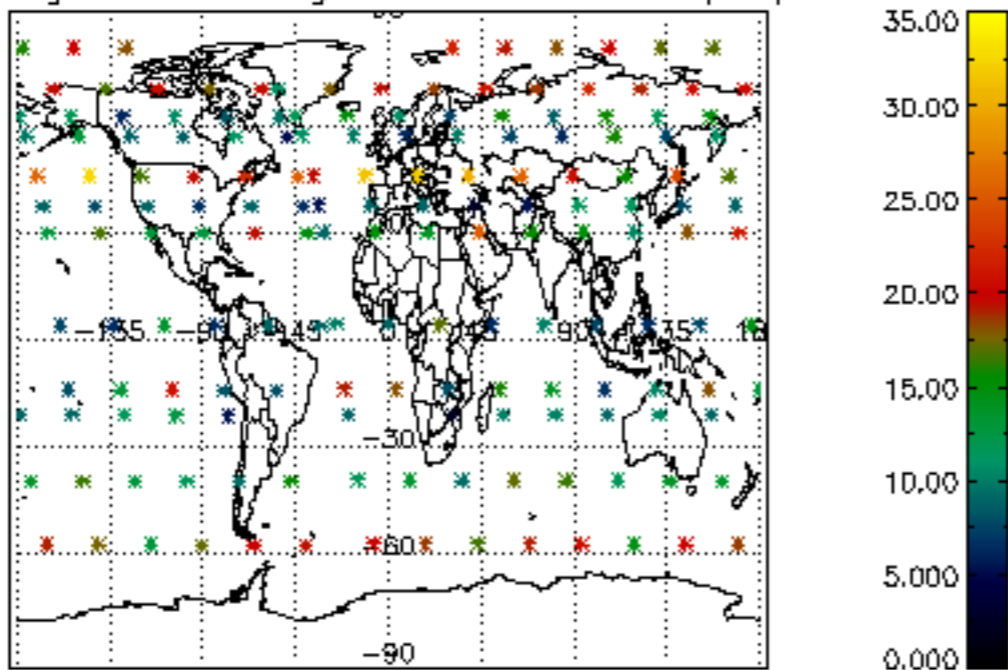
Percentage of cosmic ray hits per profile



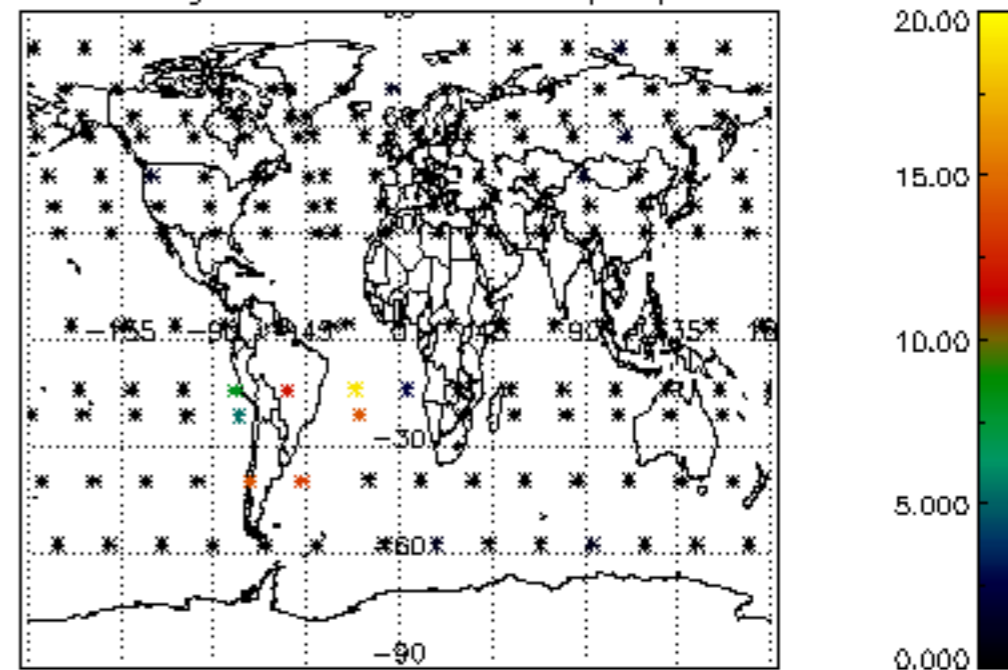
Percentage of datation errors per profile



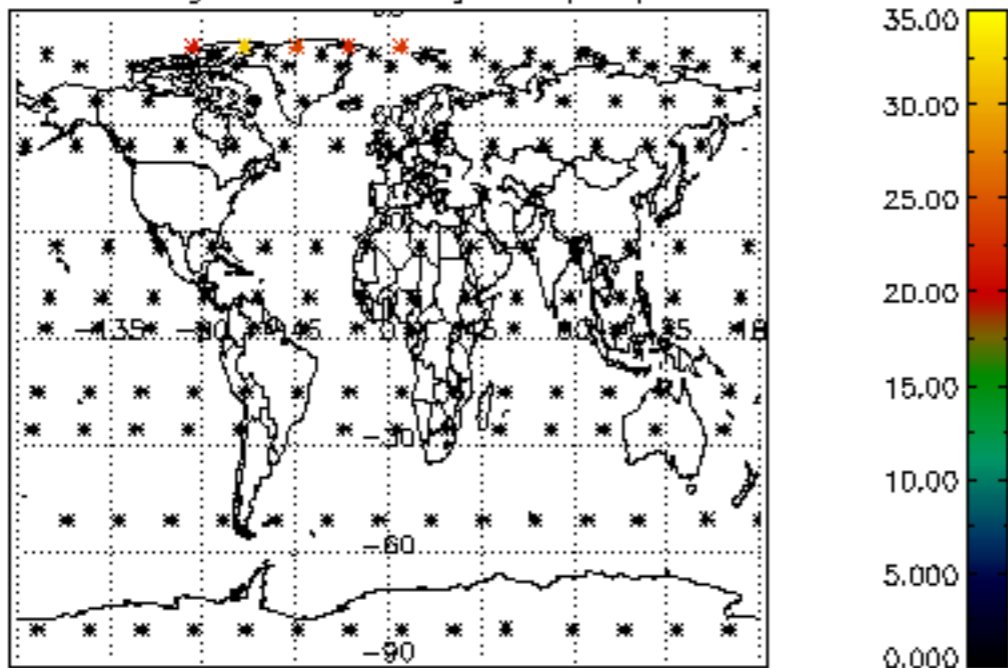
Percentage of star falling outside central band per profile



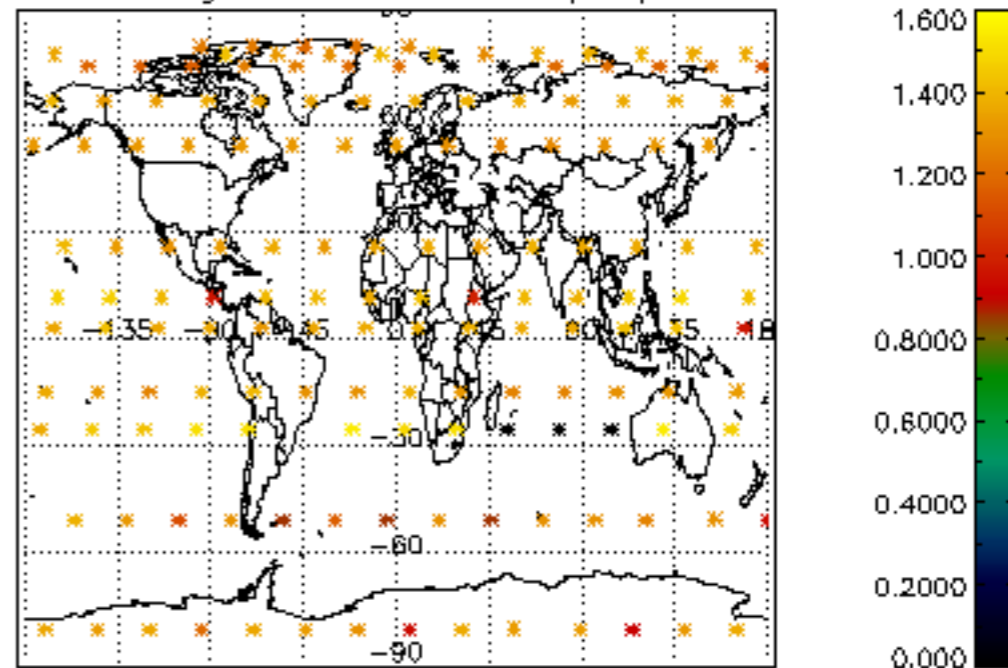
Percentage of saturation errors per profile



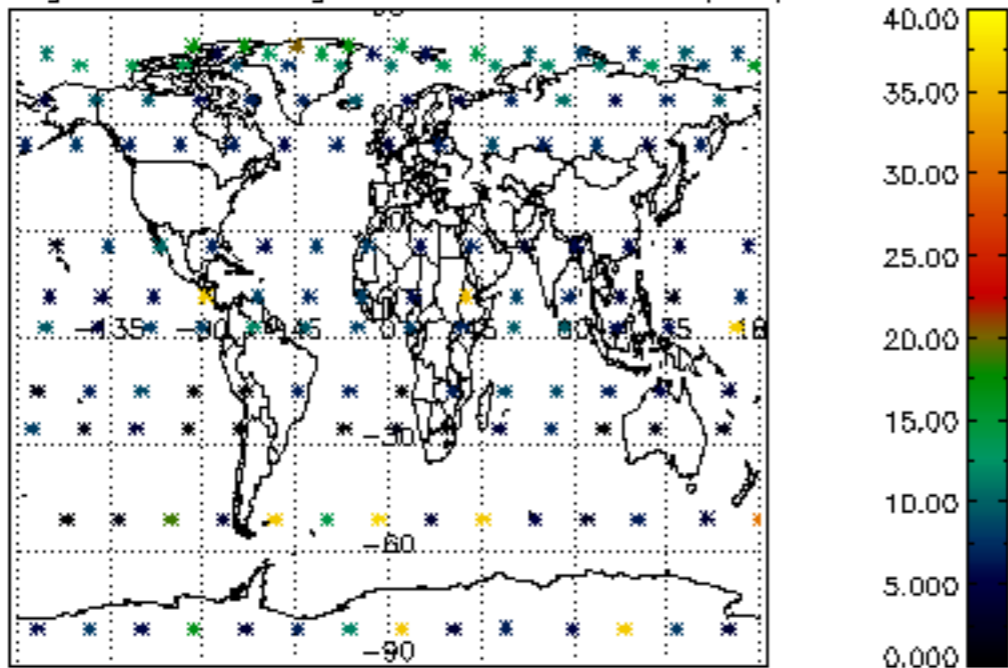
Percentage of cosmic ray hits per profile



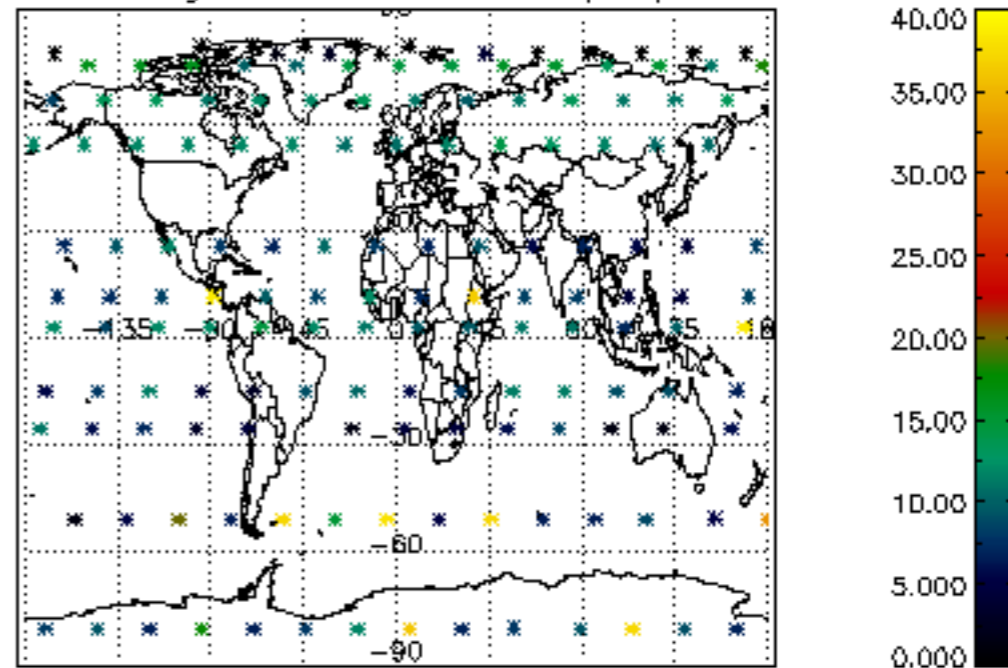
Percentage of datation errors per profile

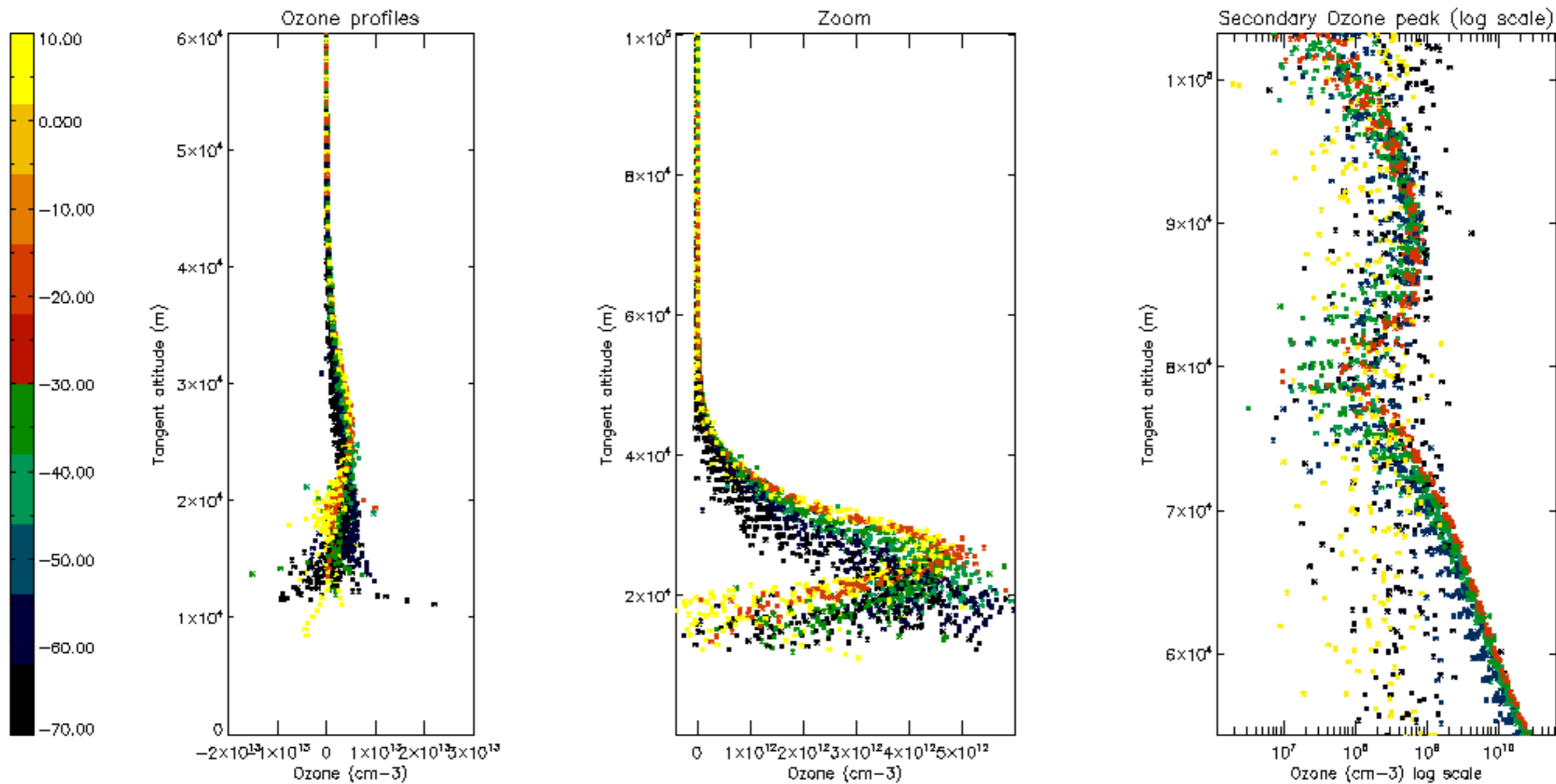


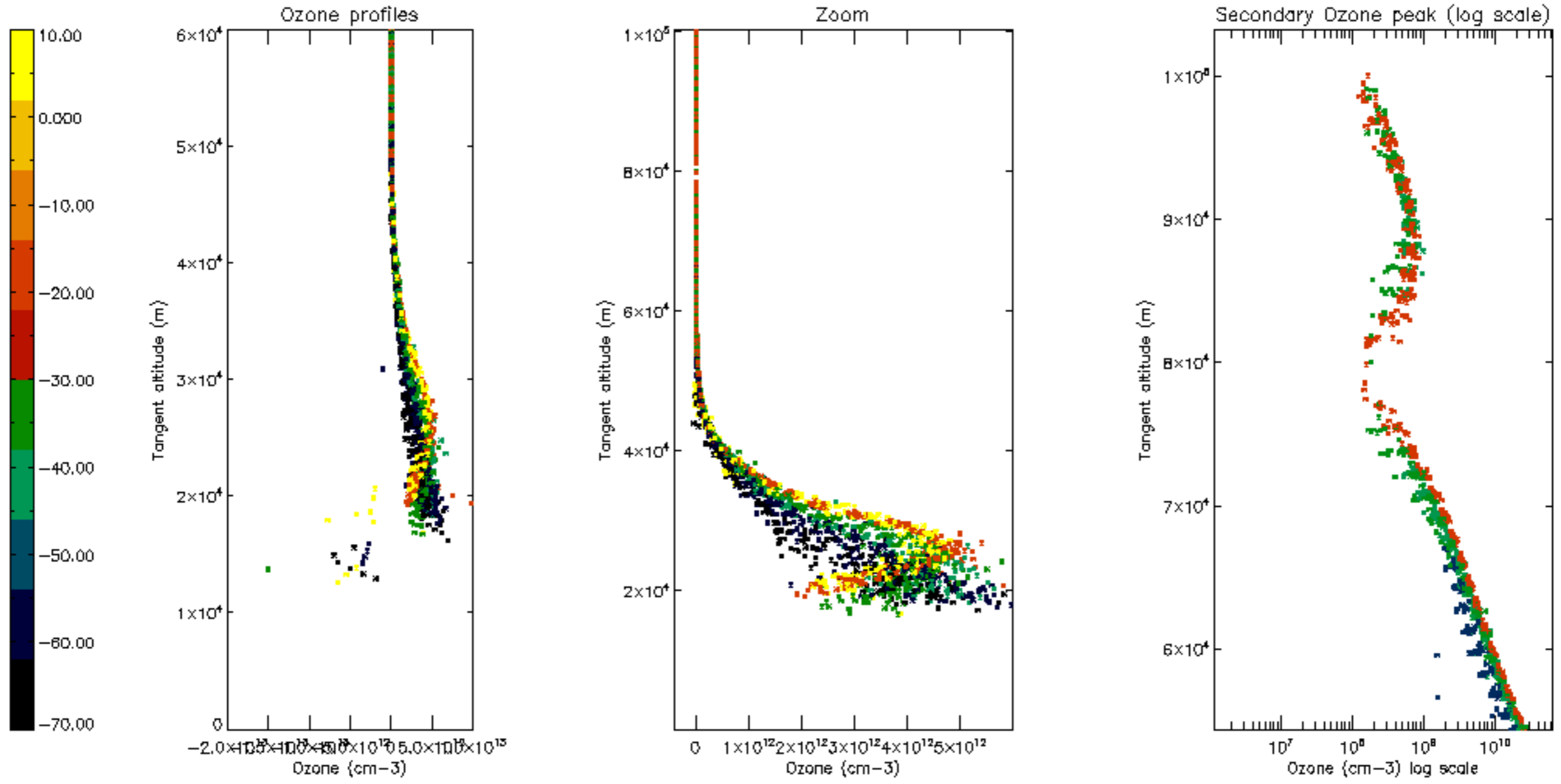
Percentage of star falling outside central band per profile

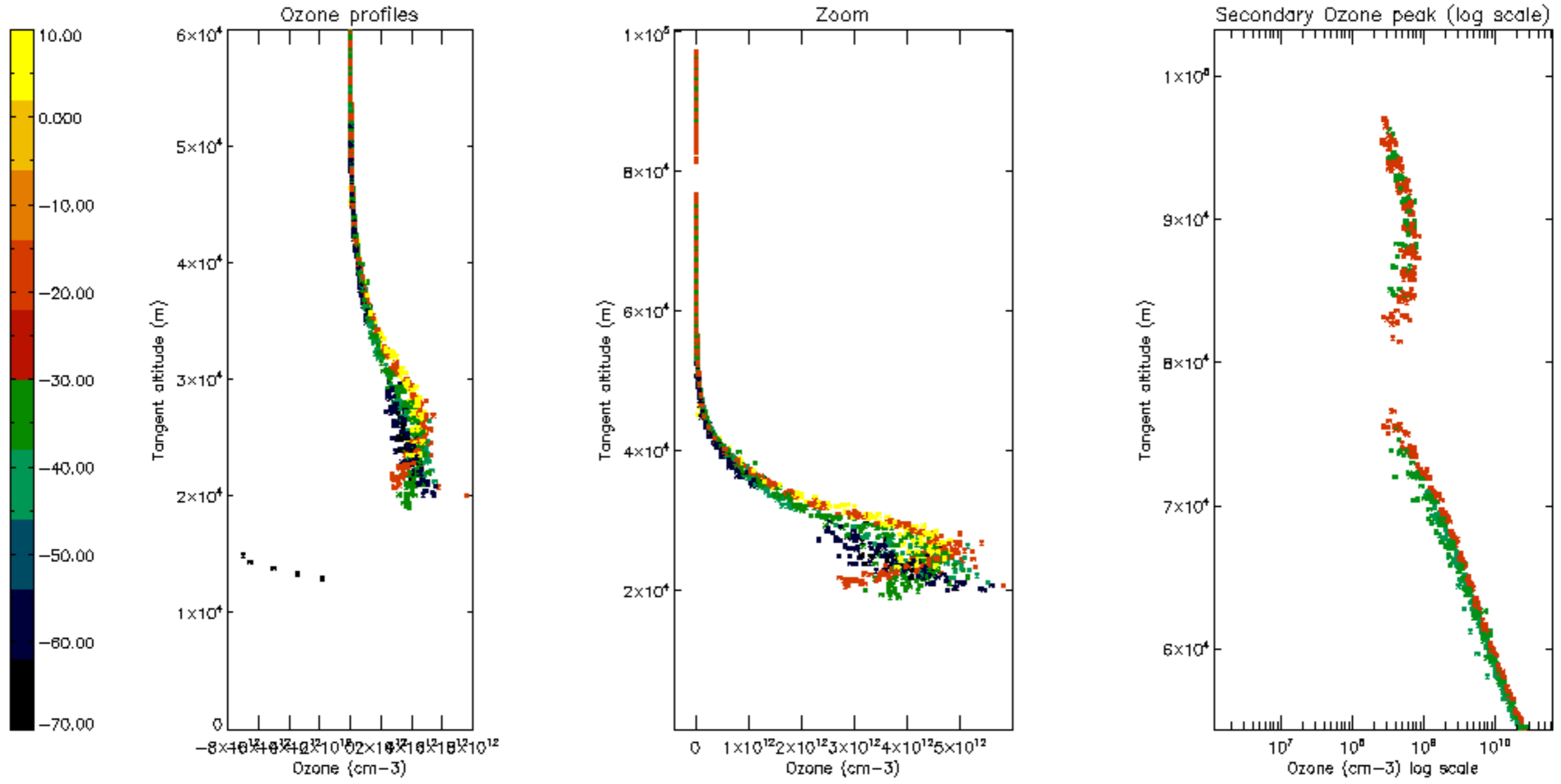


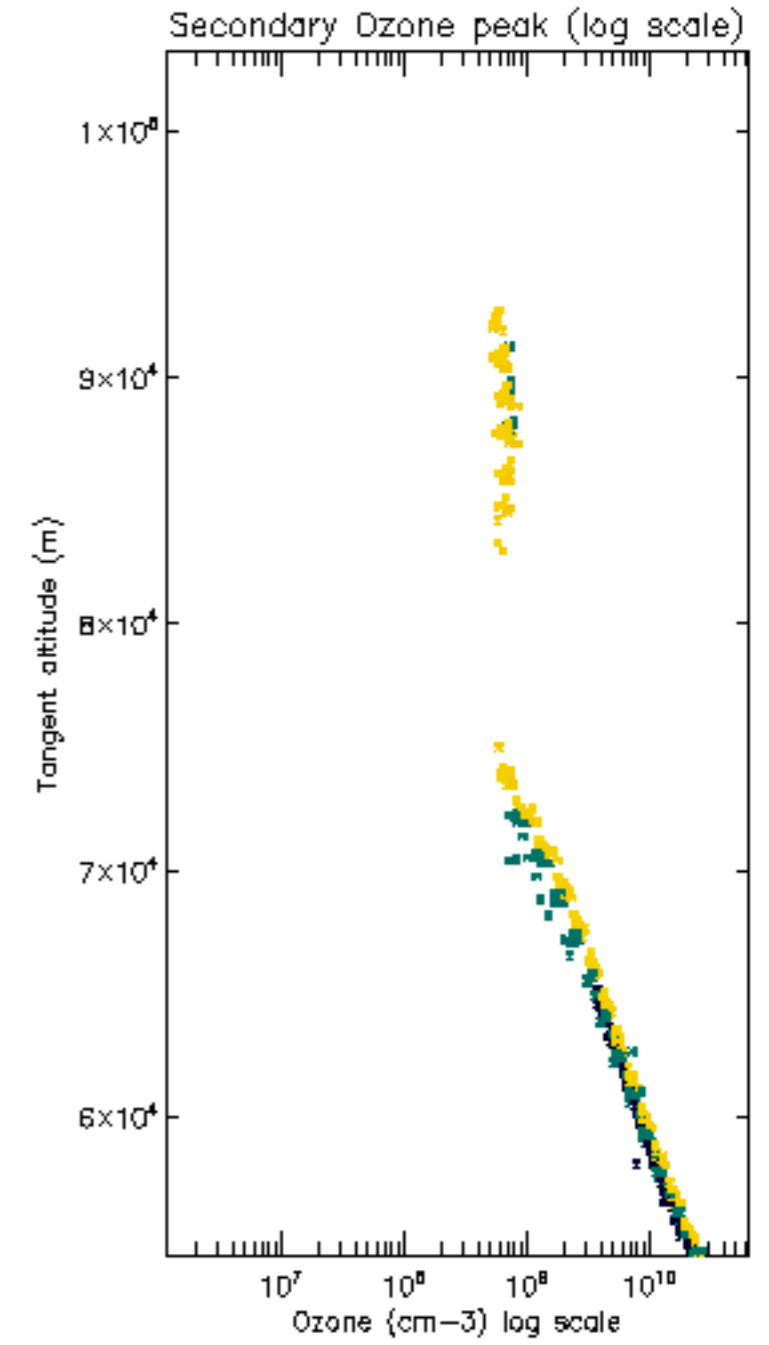
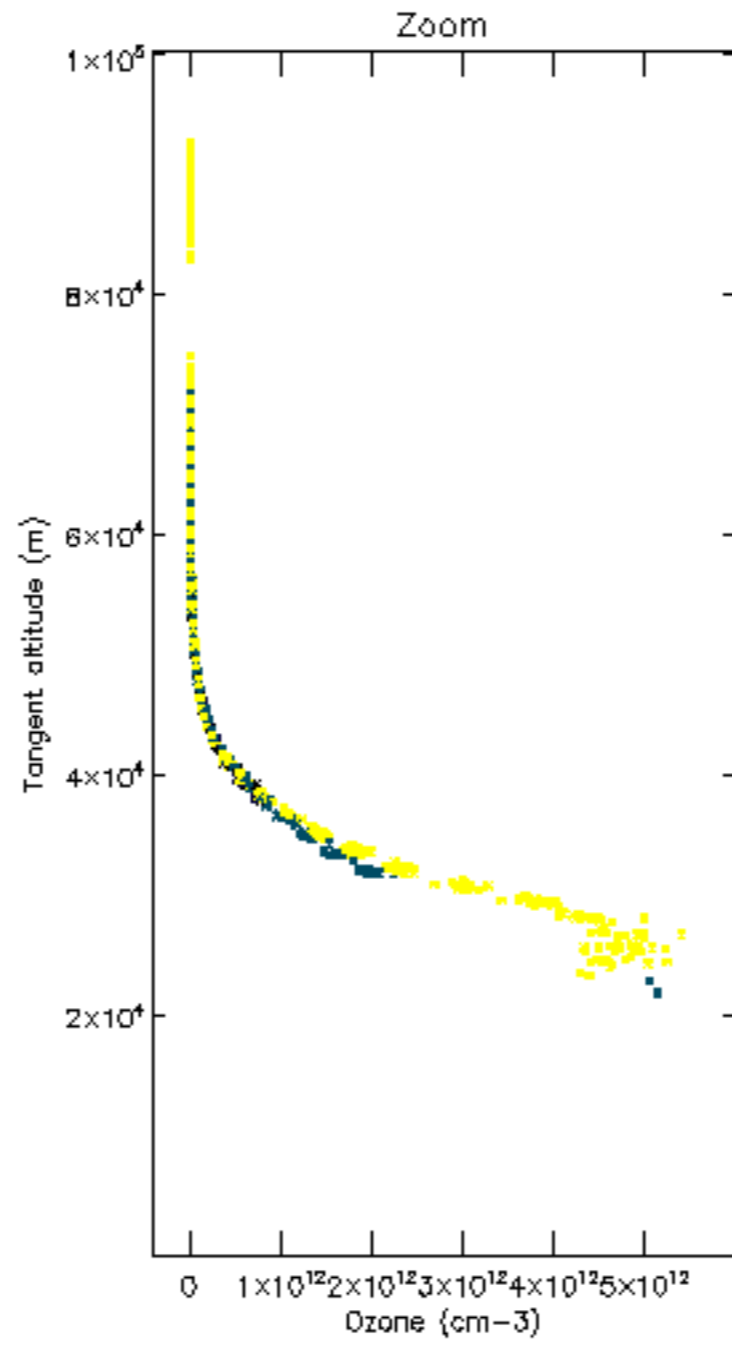
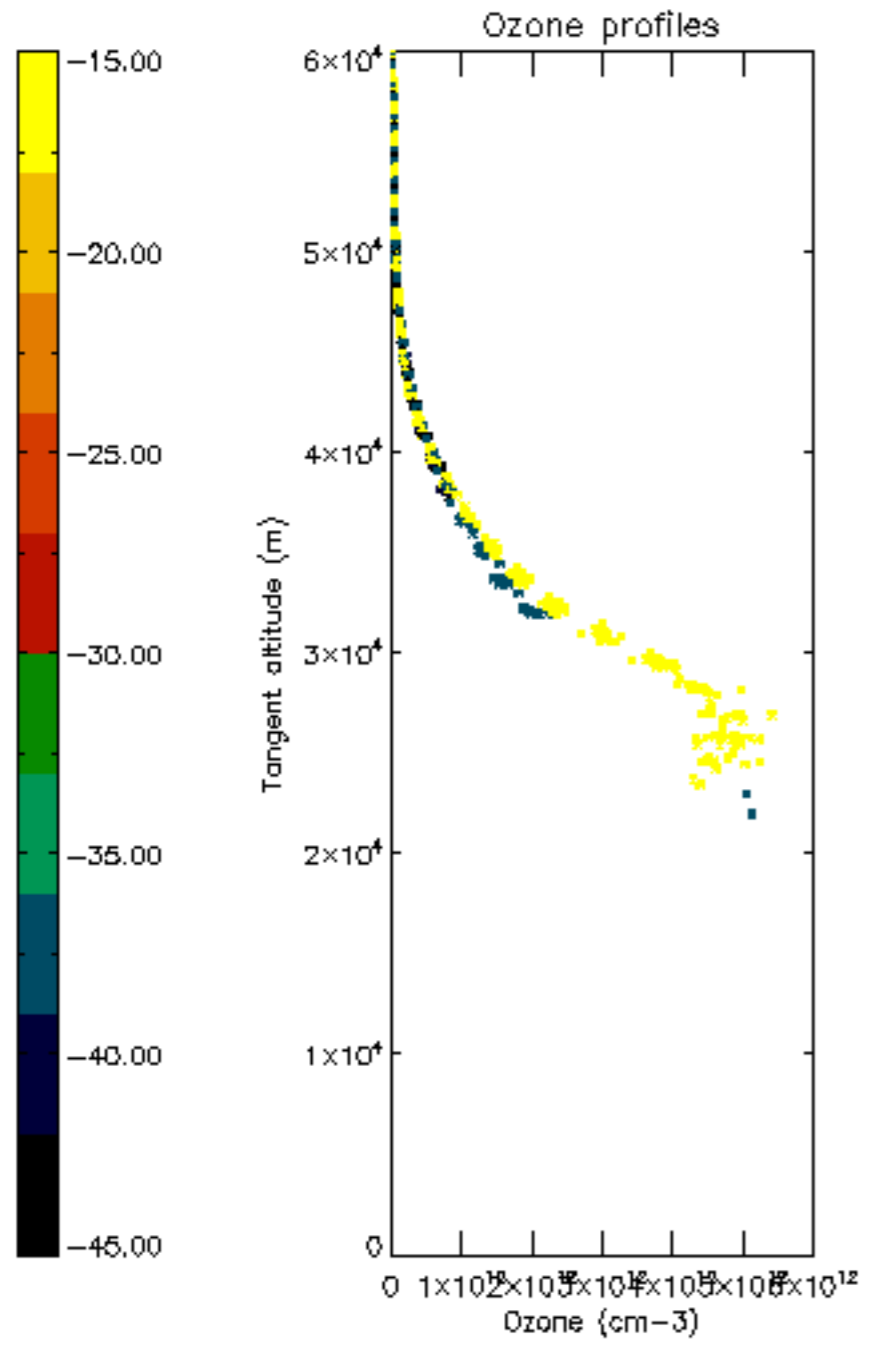
Percentage of saturation errors per profile

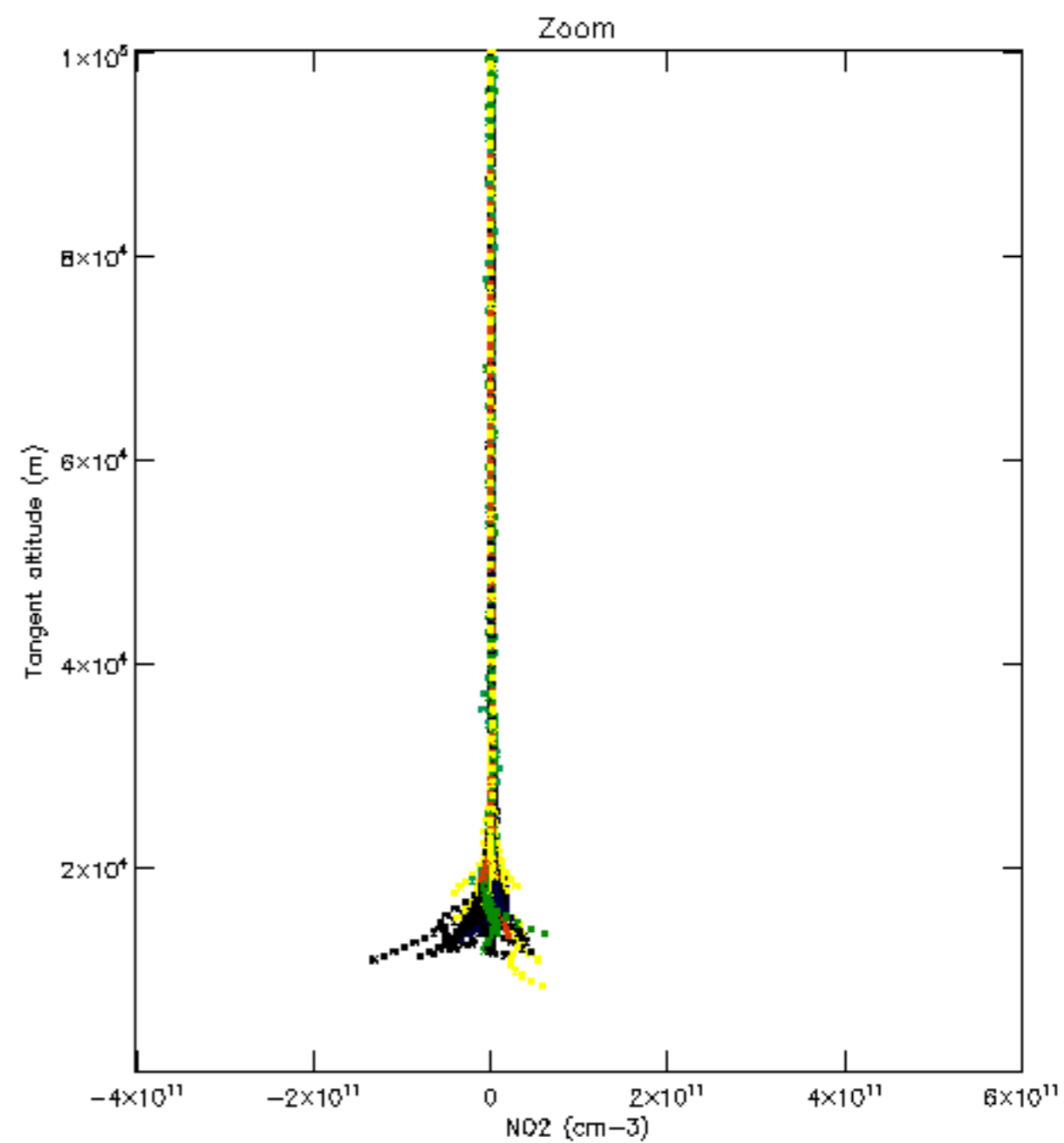
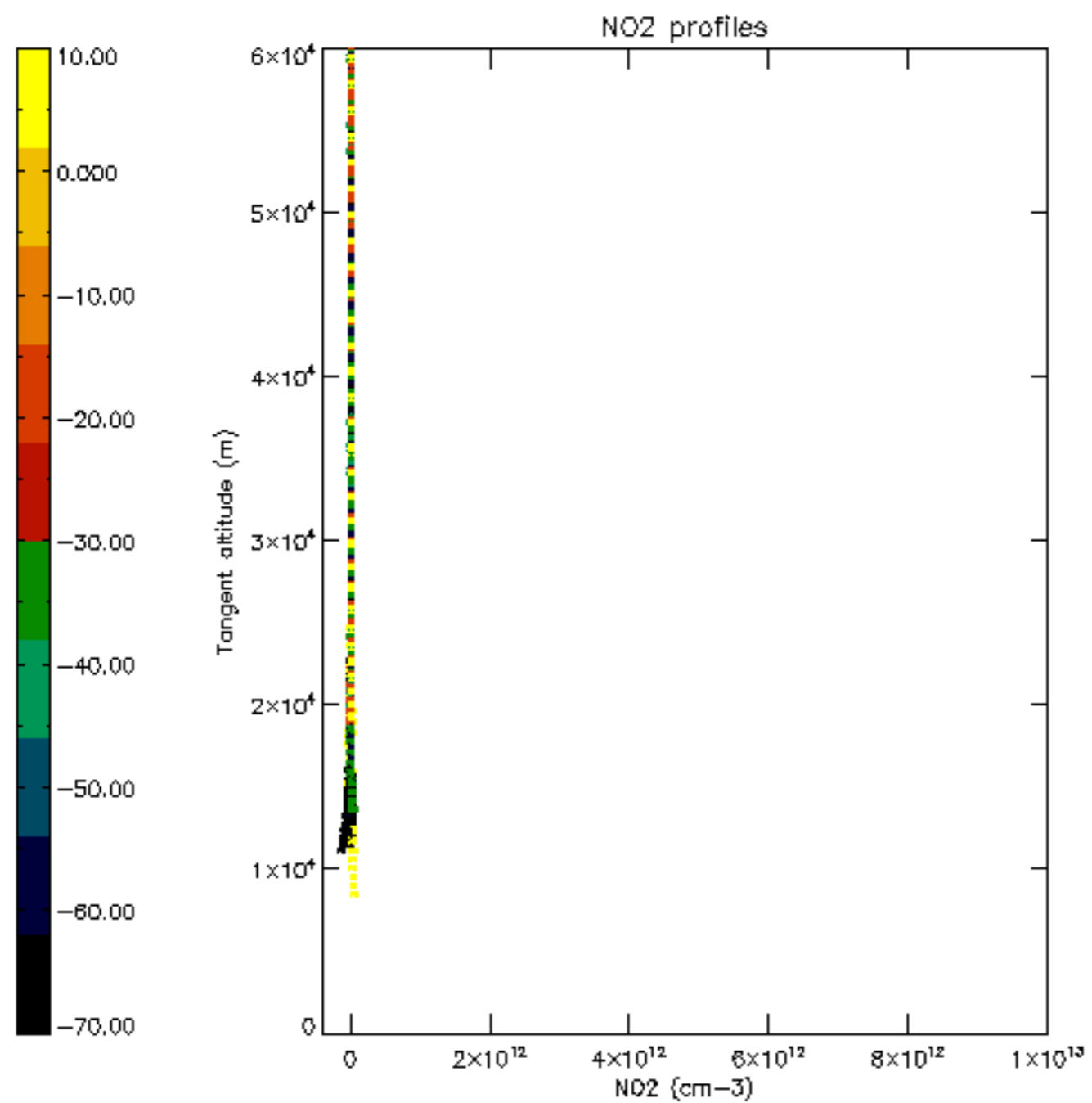


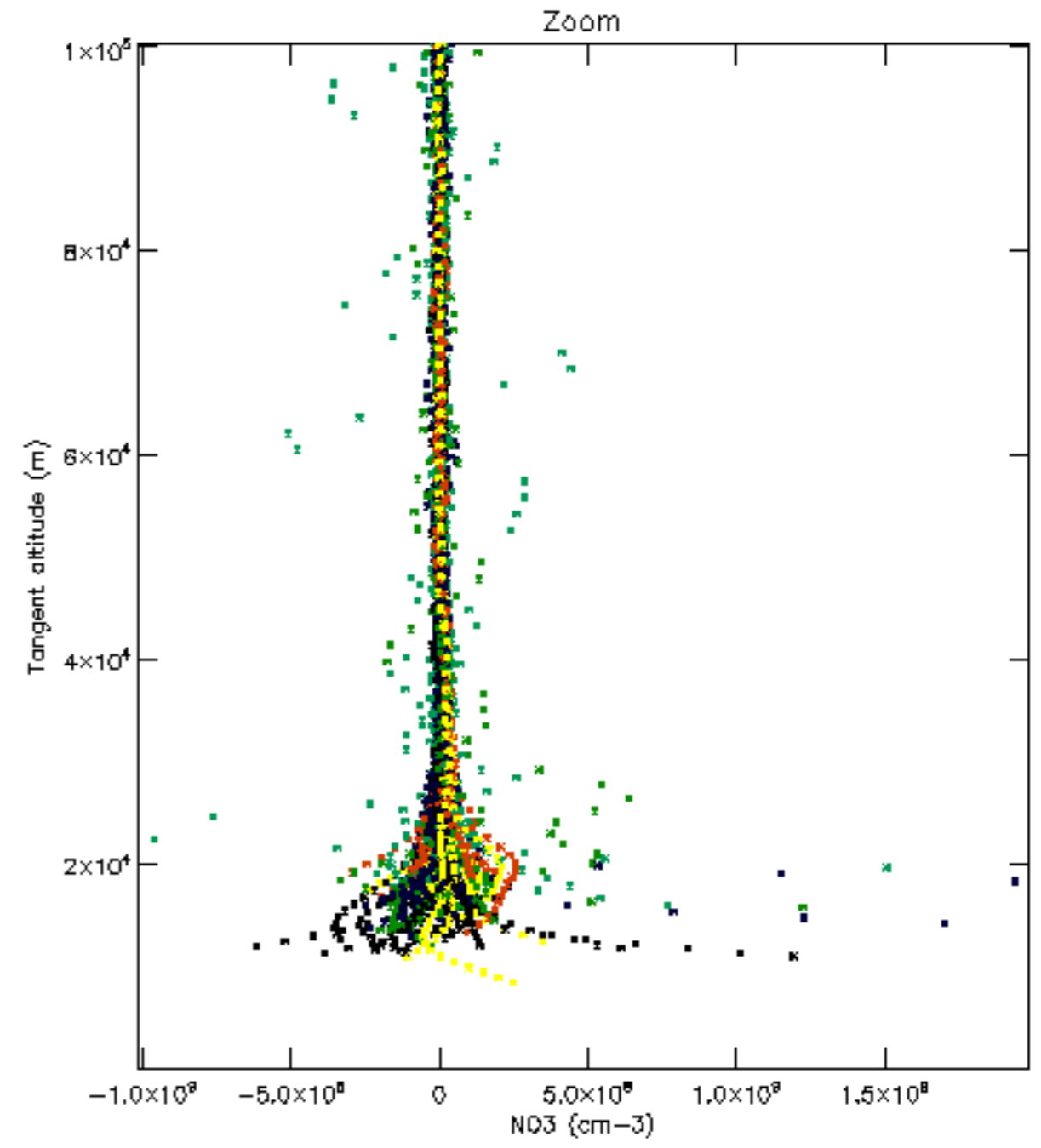
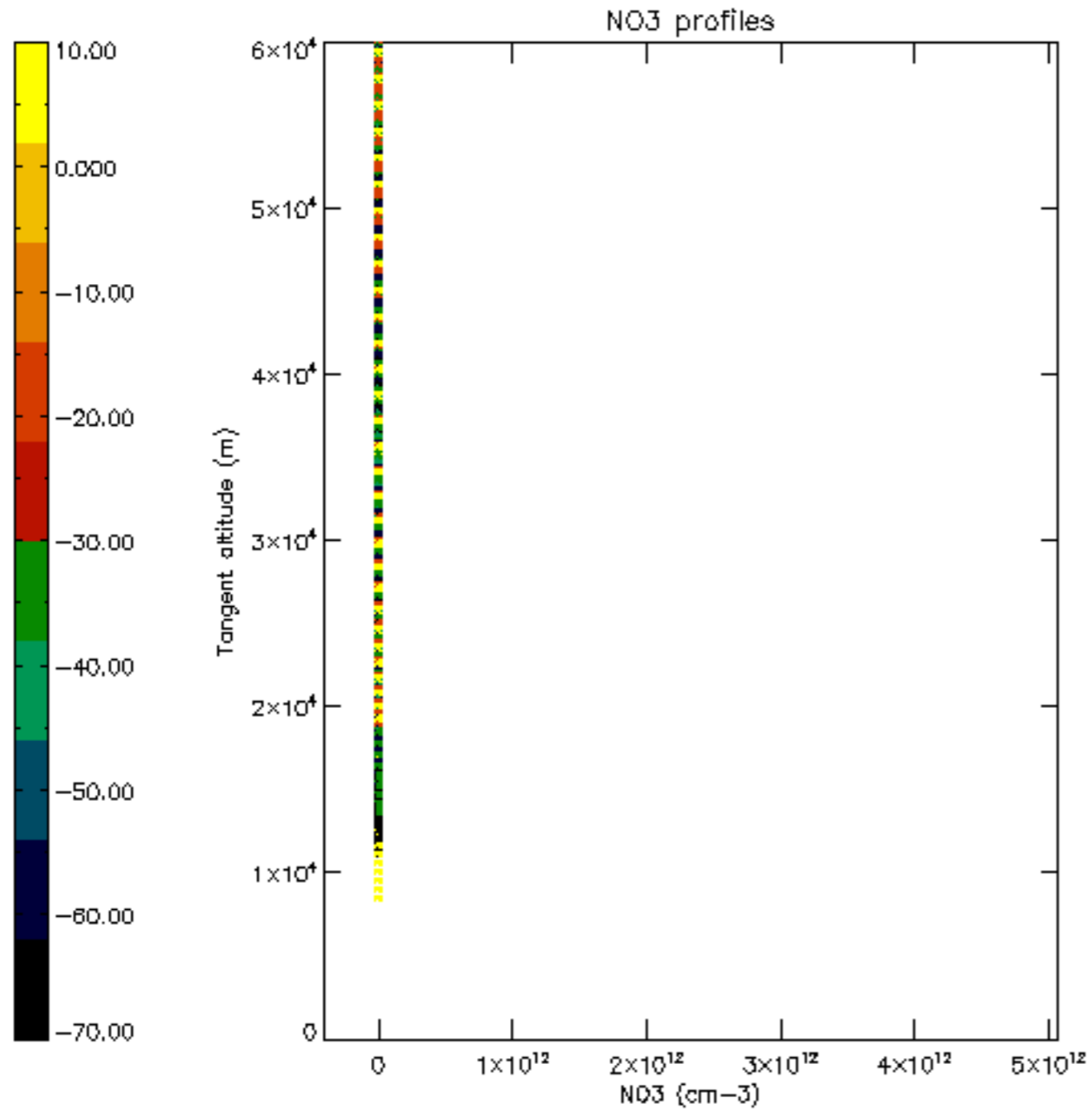


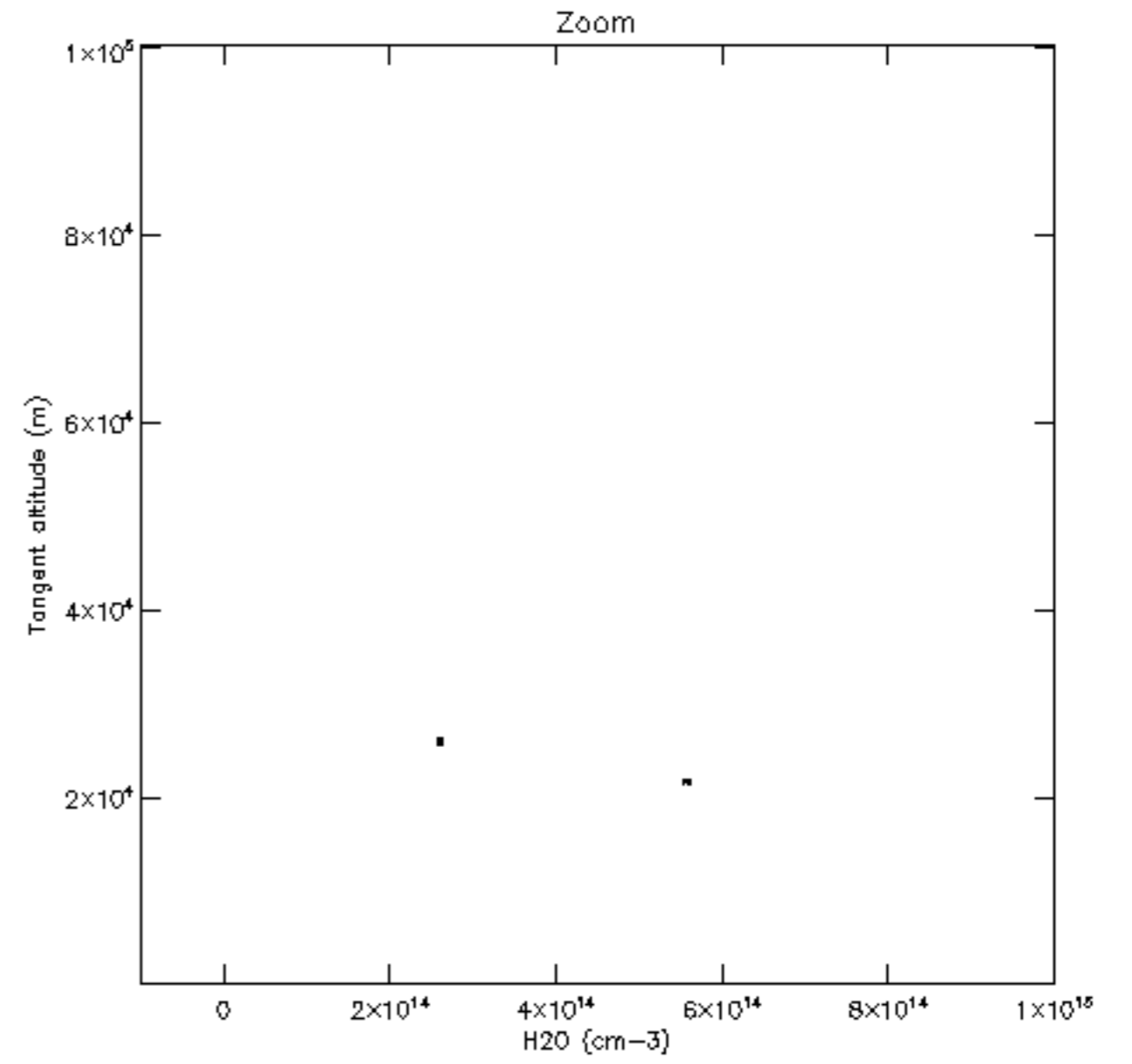
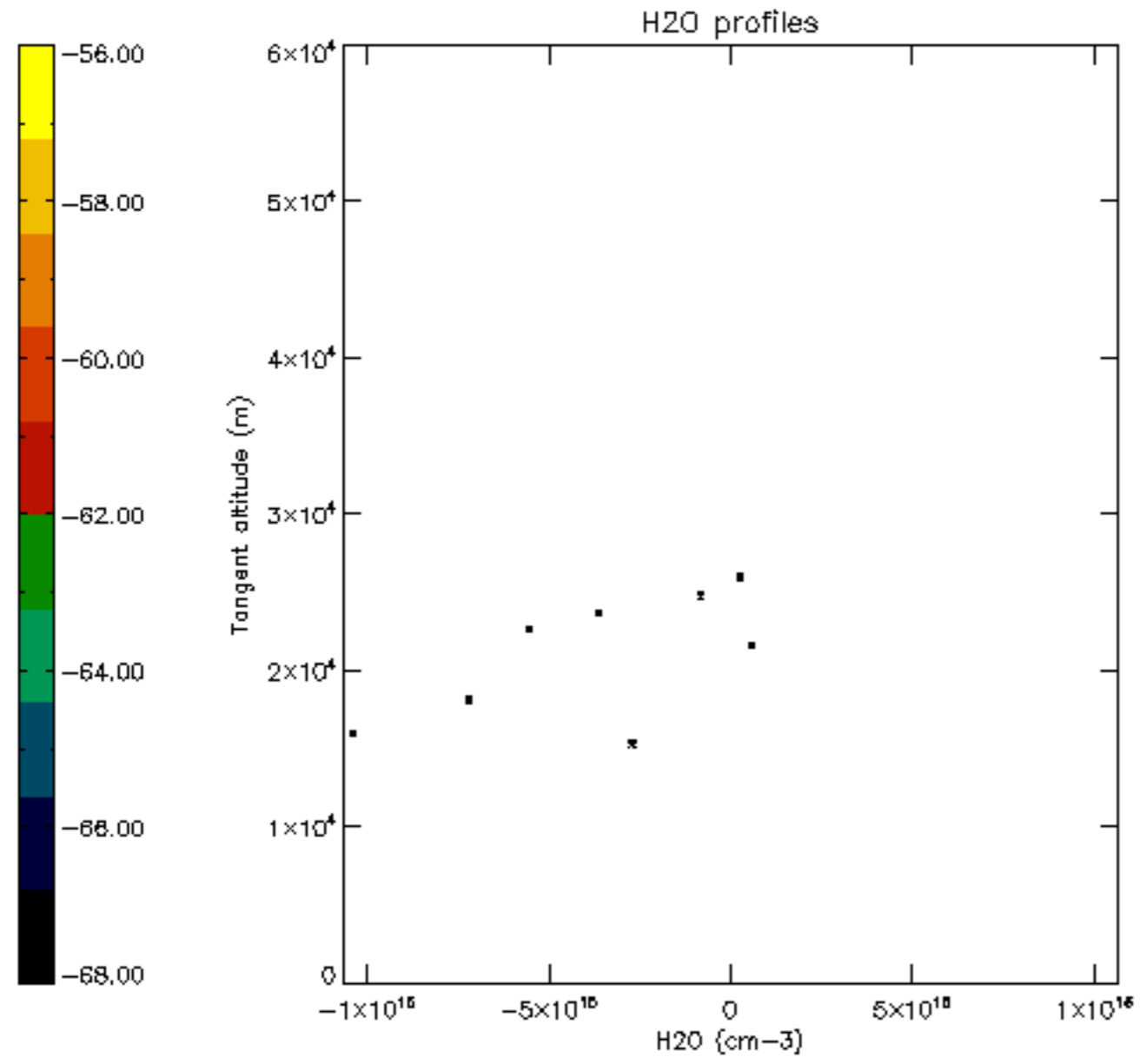


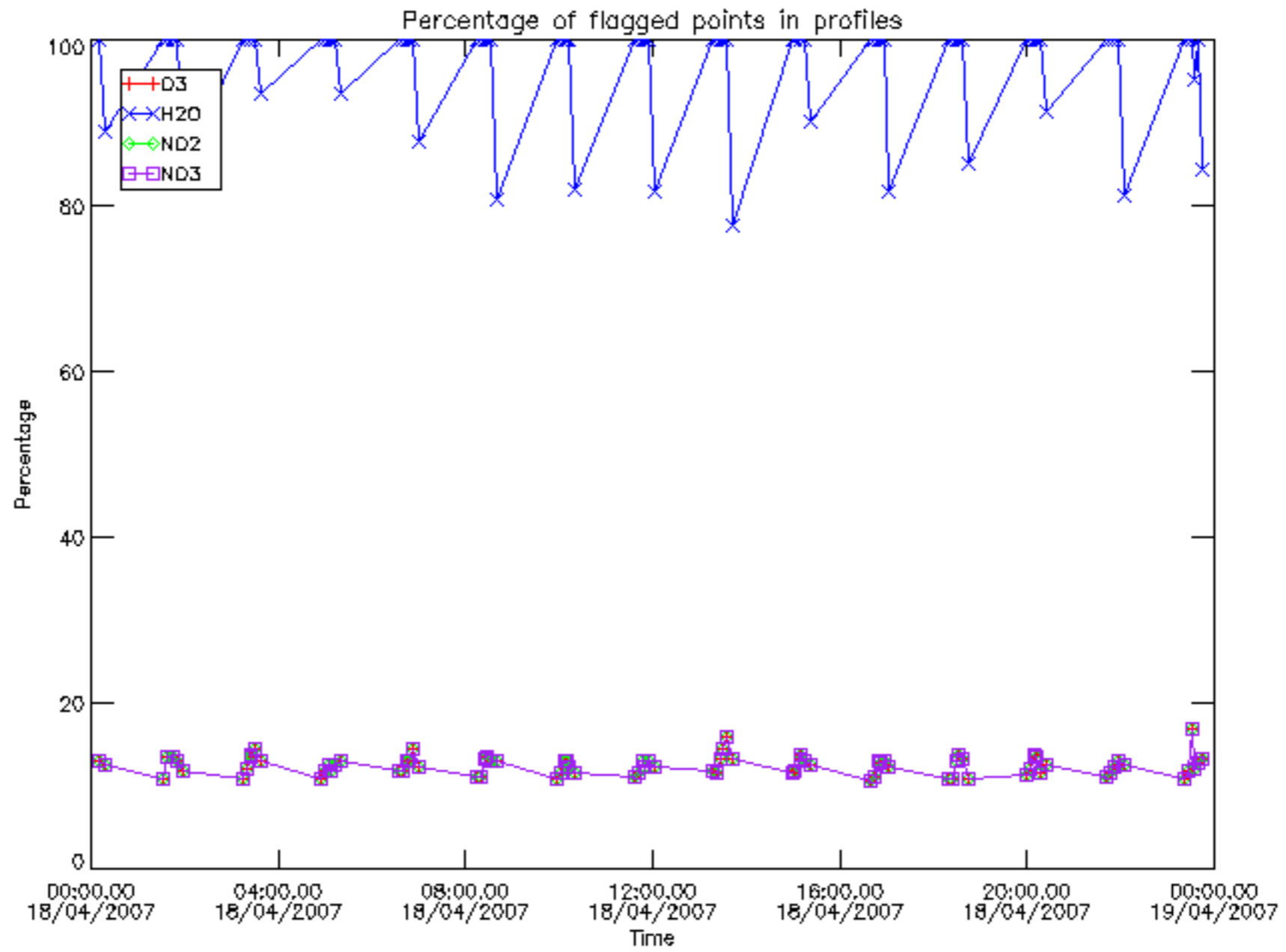




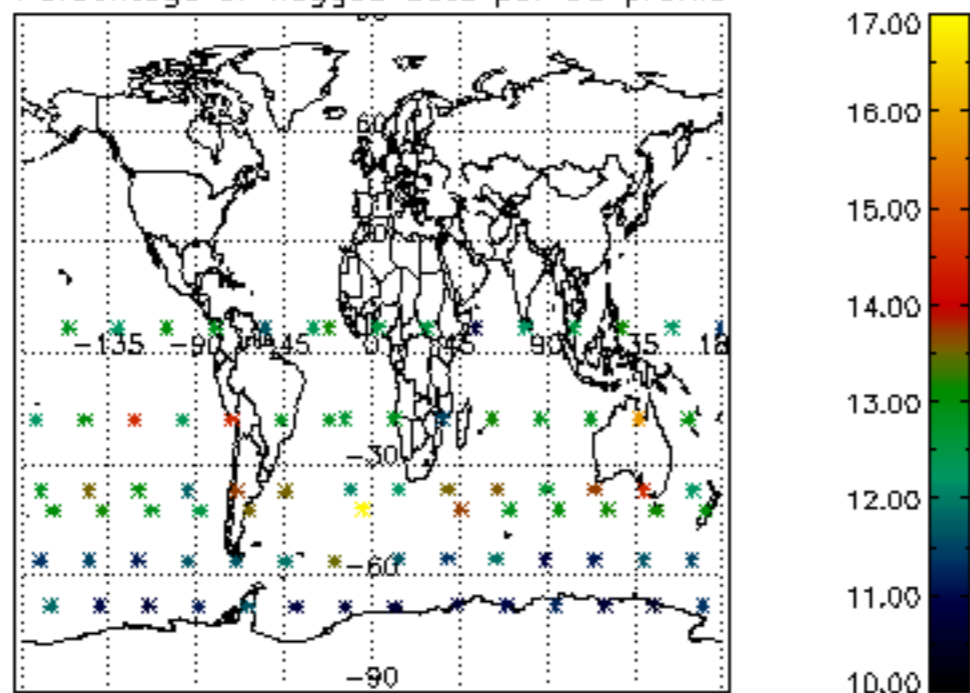




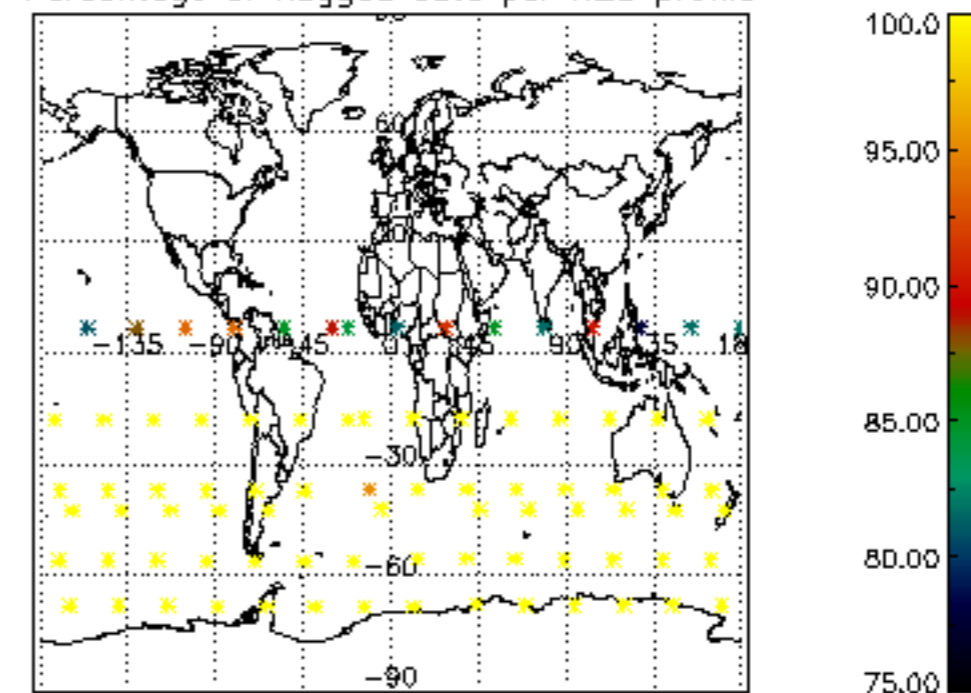




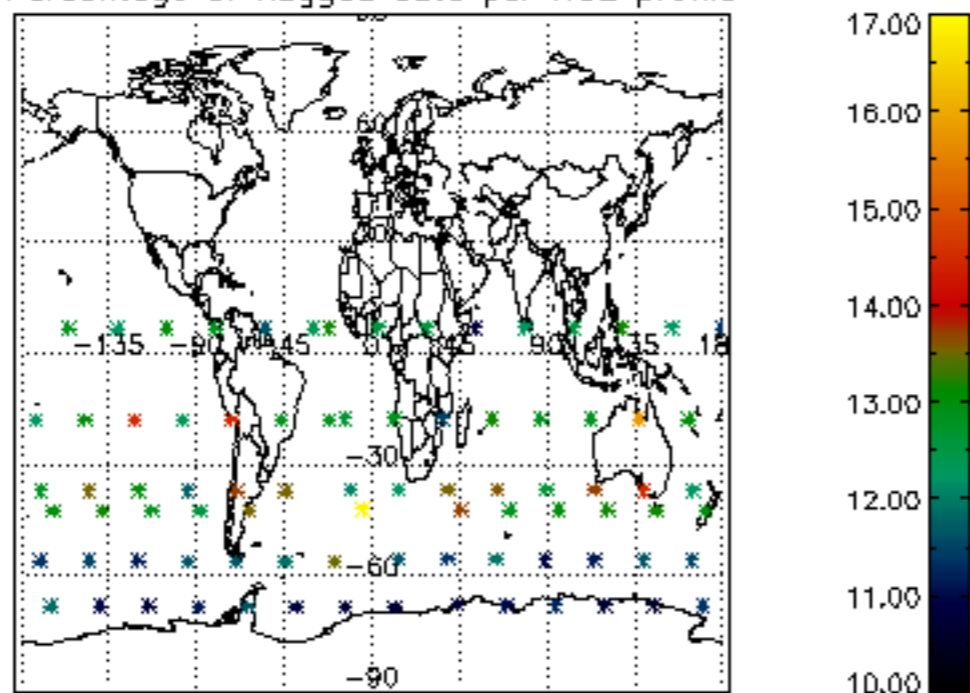
Percentage of flagged data per D3 profile



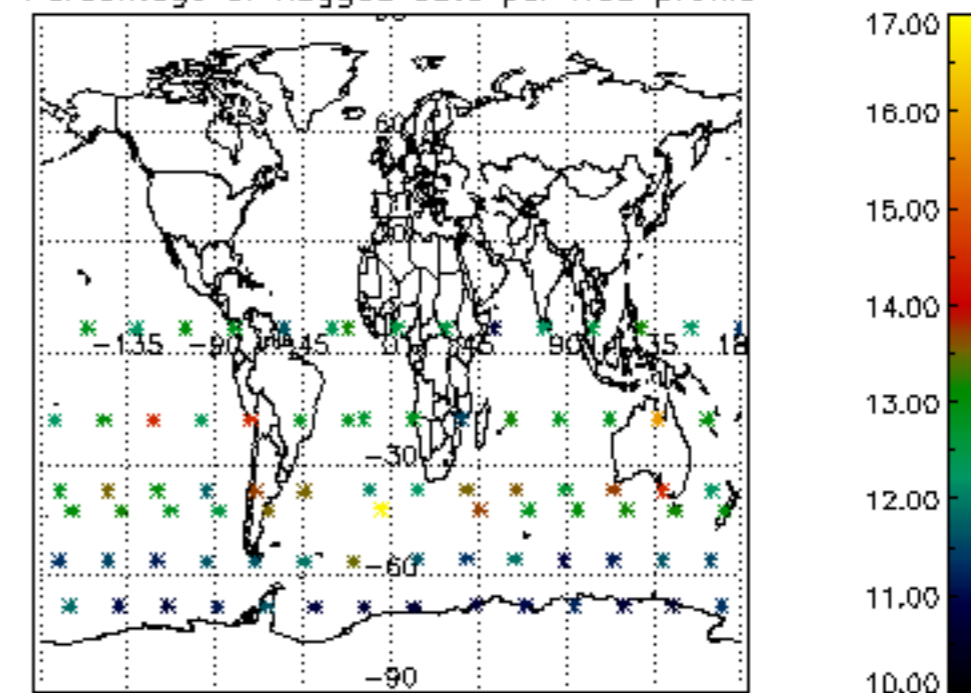
Percentage of flagged data per H2O profile

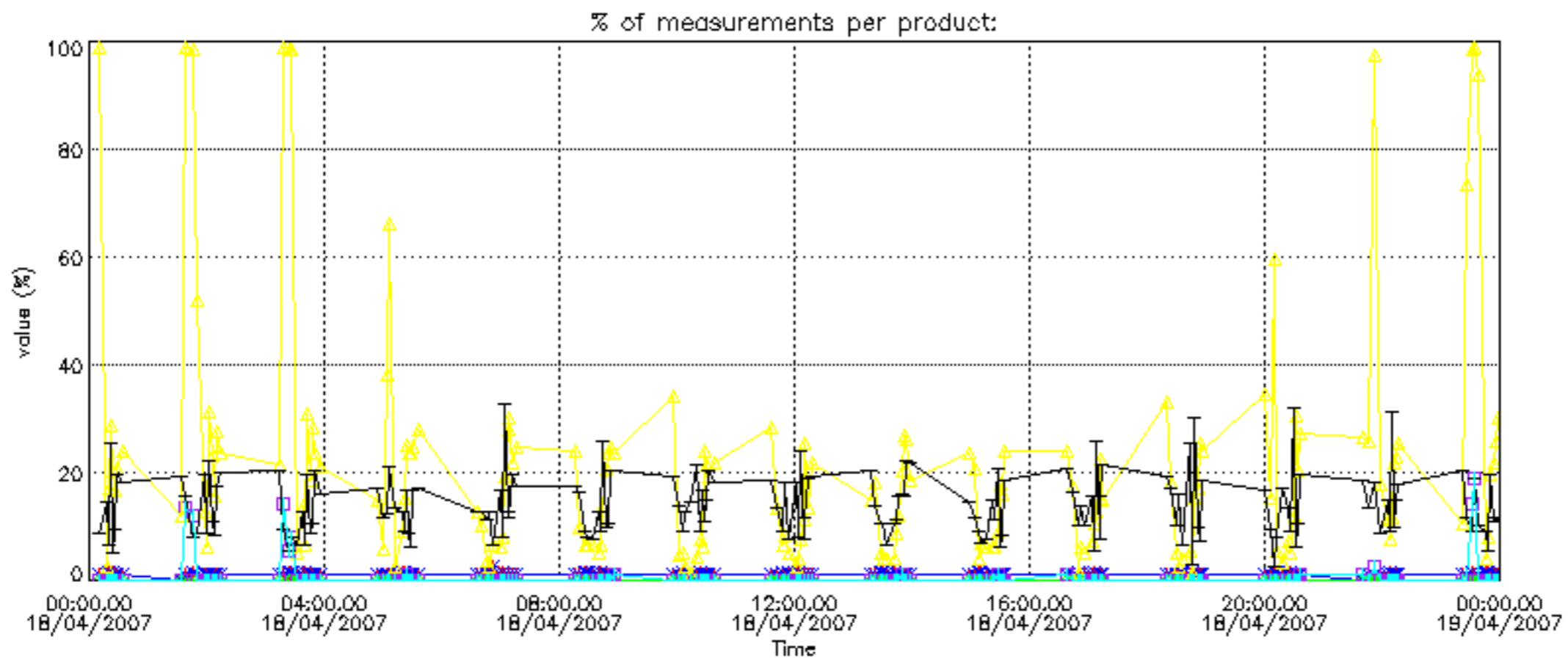


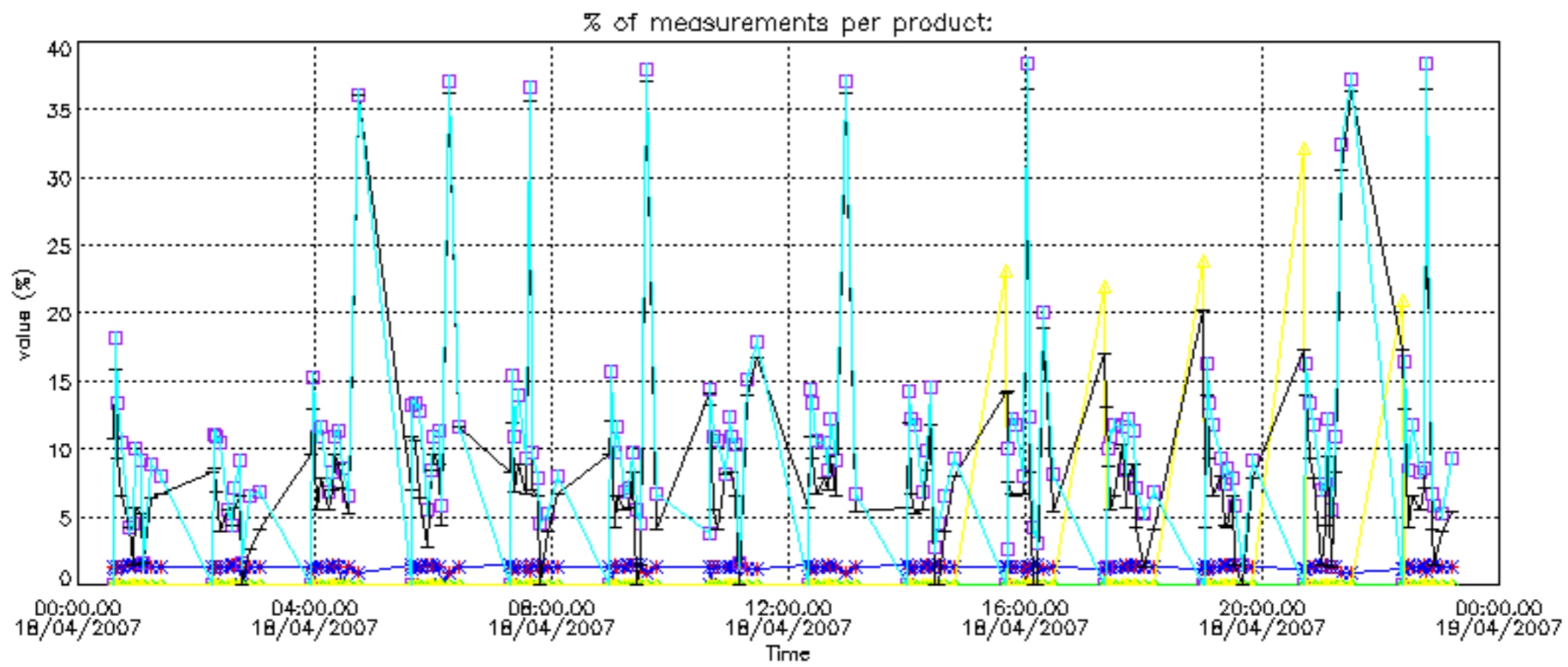
Percentage of flagged data per NO2 profile



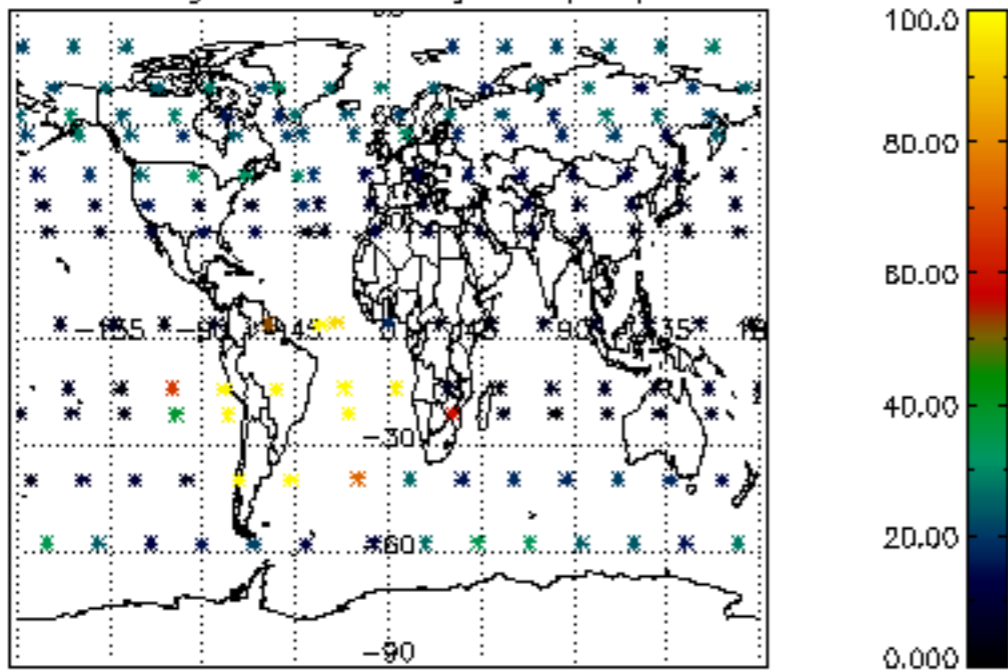
Percentage of flagged data per NO3 profile



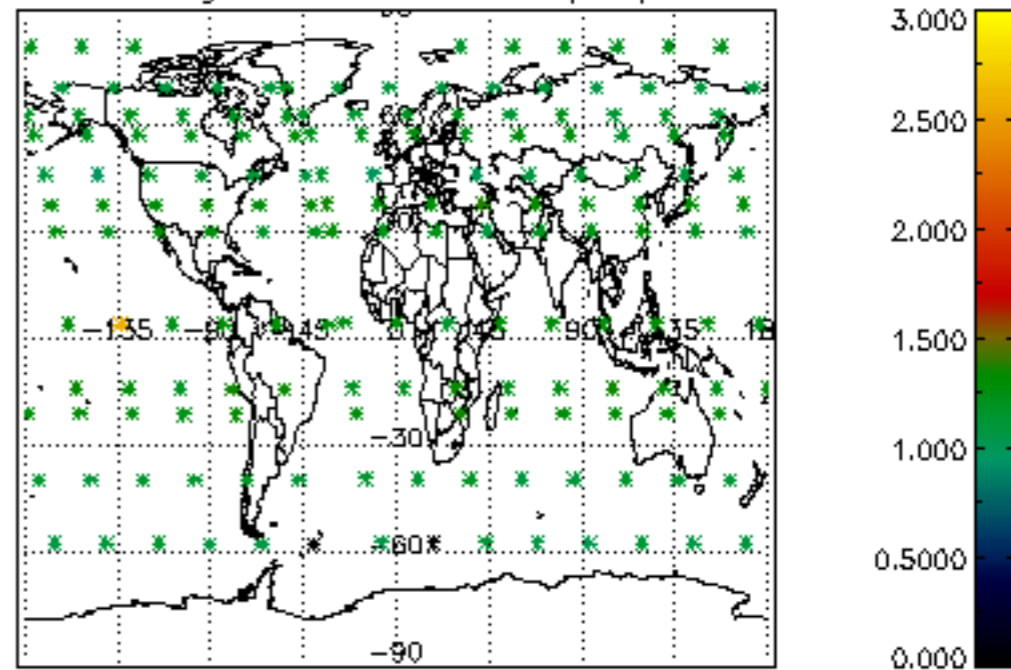




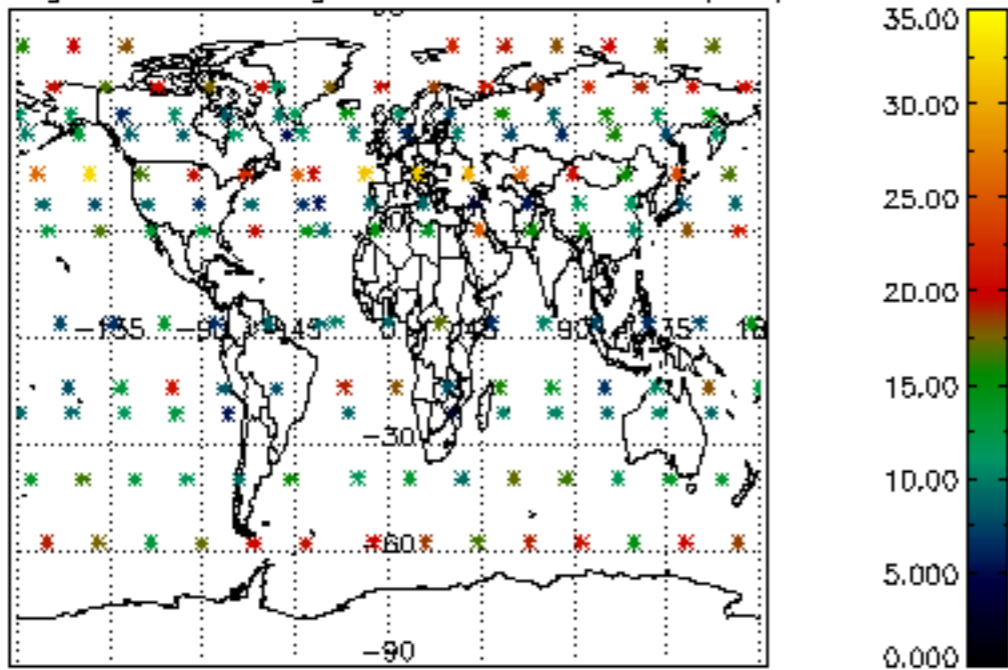
Percentage of cosmic ray hits per profile



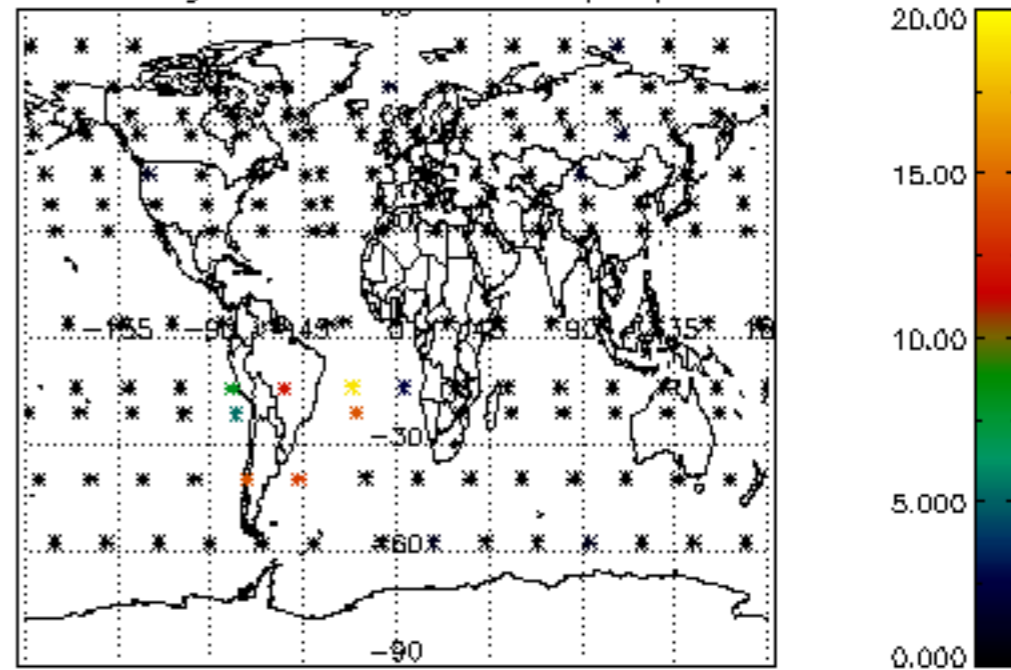
Percentage of datation errors per profile



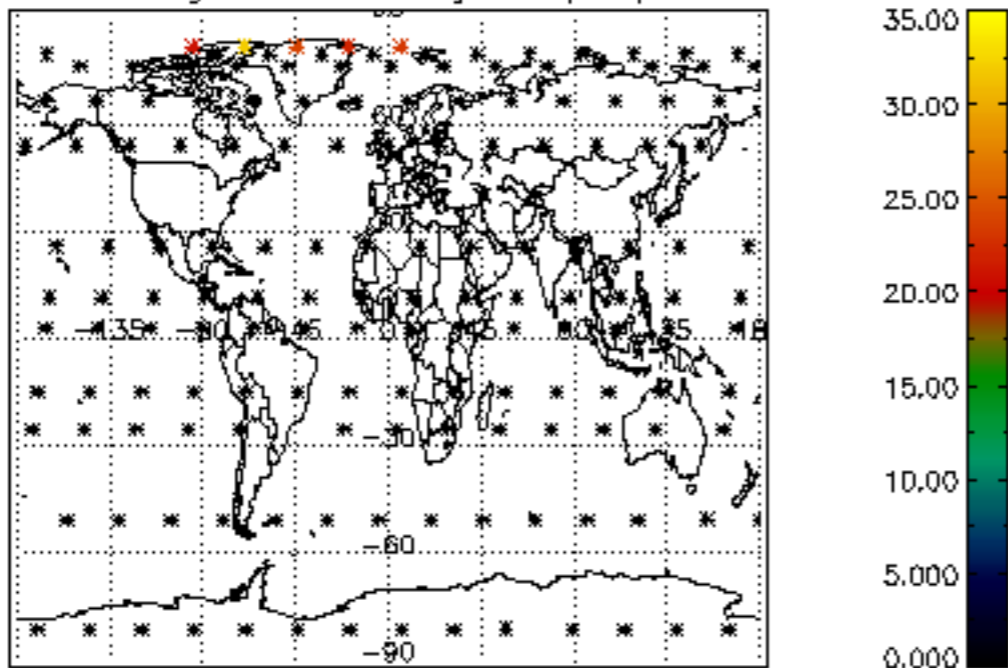
Percentage of star falling outside central band per profile



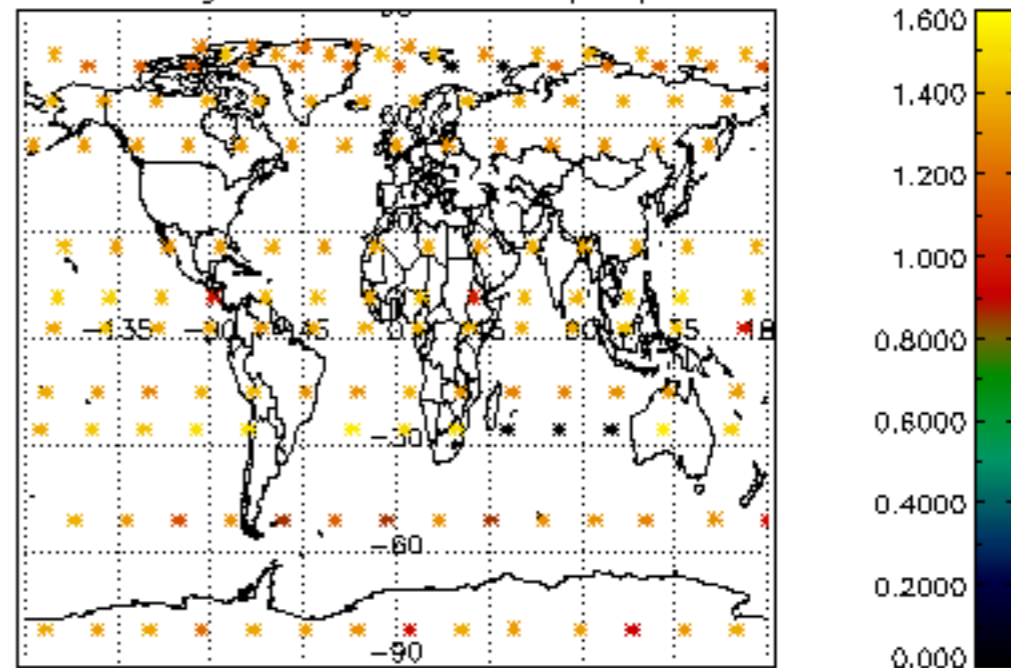
Percentage of saturation errors per profile



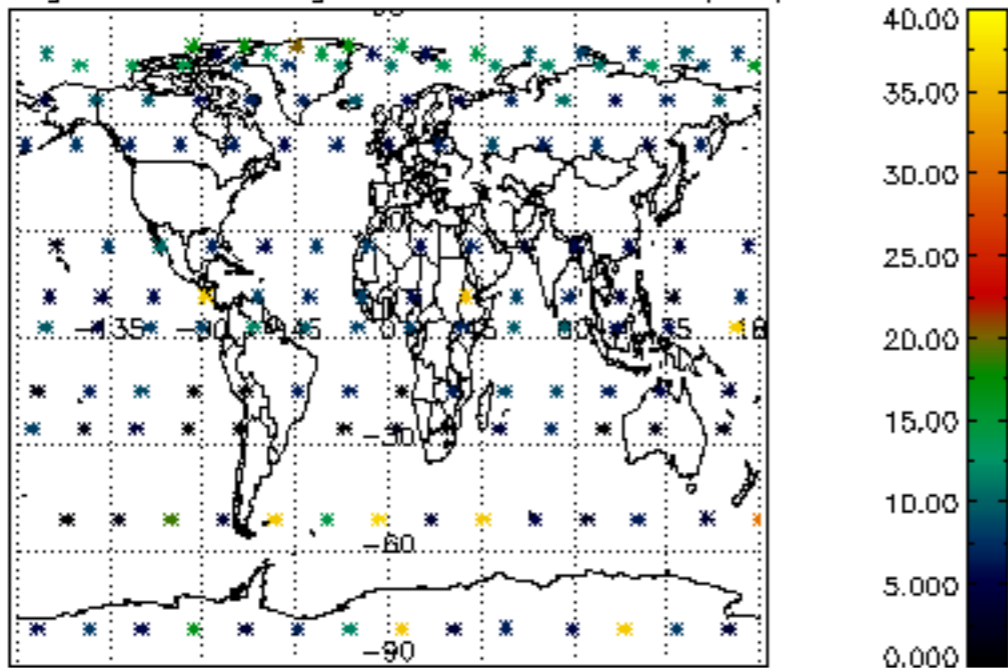
Percentage of cosmic ray hits per profile



Percentage of datation errors per profile



Percentage of star falling outside central band per profile



Percentage of saturation errors per profile

