

# GOMOS Level 2 Daily Report

## SUMMARY

### [1. General Info](#)

### [2. Summary of processed GOM\\_NL\\_2P products](#)

### [3. Level 2 Quality information per product](#)

#### [3.1 Plot of level 2 quality information per product \(time dependant\)](#)

#### [3.2 Plot of level 2 quality information per product \(world map\)](#)

### [4. Level 1 Quality information per product \(stored on level 2 products\)](#)

#### [4.1 Plot of level 1 quality information per product \(time dependant\)](#)

##### [4.1.1 Plot of level 1 quality information per product \(time dependant\): ASCENDING](#)

##### [4.1.2 Plot of level 1 quality information per product \(time dependant\): DESCENDING](#)

#### [4.2 Plot of level 1 quality information per product \(world map\)](#)

##### [4.2.1 Plot of level 1 quality information per product \(world map\): ASCENDING](#)

##### [4.2.2 Plot of level 1 quality information per product \(world map\): DESCENDING](#)

### [5. Ozone profiles based on quality statistics and other trace gas profiles](#)

#### [5.1 Ozone statistics based on quality of products](#)

#### [5.2 Plot ozone profiles for all STD \(dark without errors\)](#)

#### [5.3 Plot ozone profiles where STD < 20% \(dark without errors\)](#)

#### [5.4. Plot ozone profiles where STD < 10% \(dark without errors\)](#)

#### [5.5. Plot ozone profiles where STD < 5% \(dark without errors\)](#)

#### [5.6 Plot NO2 profiles for all STD \(dark without errors\)](#)

#### [5.7 Plot NO3 profiles for all STD \(dark without errors\)](#)

#### [5.8 Plot H2O profiles \(only for occultations of stars 1,2,3,4,13,14,16,26,63 dark without errors\) for all STD](#)

### [6. Auxiliary Data Files used for the production reported in section 2](#)

This report presents the daily analysis on parameters extracted from GOMOS level 2 data (GOM\_NL\_\_2P).  
 It is intended to monitor some important parameters that will impact the quality of these products.  
 A list of level 2 products (and content) that have arrived during the reporting day to the PCF is also given.

Item	Value
Time of report generation	22APR2013 18:33:01
Data source version	GOMOS/6.01
Start time of products	17-04-2007 (17APR2007 00:00:00)
Stop time of products	18-04-2007 (18APR2007 00:00:00)
Store outputs in DB	Yes
Nb of level 2 prods	300
Nb of prods with errors	0

## 2. Summary of processed GOM\_NL\_\_2P products.

Nr	Filename	UTC Start time	Limb	Duration	Star Id	Star Name	Star Mag	Star Temp	Nb Meas	Orbit	Prod. error
1	GOM_NL__2PRFIN20070417_000431_000000382057_00202_26809_0461.N1	17-APR-2007 00:04:31	Bright	38.000	89	5Alp Cep	2.4510	8000.0	76	26809	No
2	GOM_NL__2PRFIN20070417_001431_000000532057_00202_26809_0462.N1	17-APR-2007 00:14:31	Bright	52.500	164	44Eta Peg	2.9480	5400.0	105	26809	No
3	GOM_NL__2PRFIN20070417_002408_000000442057_00202_26809_0463.N1	17-APR-2007 00:24:08	Dark	44.000	162	34Alp Aqr	2.9440	5350.0	88	26809	No
4	GOM_NL__2PRFIN20070417_020444_000000452057_00203_26810_0633.N1	17-APR-2007 02:04:44	Dark	44.500	162	34Alp Aqr	2.9440	5350.0	89	26810	No
5	GOM_NL__2PRFIN20070417_020947_000000442057_00203_26810_0634.N1	17-APR-2007 02:09:47	Dark	44.000	142	49Del Cap	2.8500	8900.0	88	26810	No
6	GOM_NL__2PRFIN20070417_021502_000000382057_00203_26810_0635.N1	17-APR-2007 02:15:02	Dark	37.500	172	Gam Gru	3.0030	13100.	75	26810	No
7	GOM_NL__2PRFIN20070417_021705_000000392057_00203_26810_0636.N1	17-APR-2007 02:17:05	Dark	38.500	31	Alp Gru	1.7340	15200.	77	26810	No
8	GOM_NL__2PRFIN20070417_022205_000000402057_00204_26811_0646.N1	17-APR-2007 02:22:05	Dark	39.500	45	Alp Pav	1.9400	26000.	79	26811	No
9	GOM_NL__2PRFIN20070417_022925_000000382057_00204_26811_0647.N1	17-APR-2007 02:29:25	Dark	38.000	43	Alp TrA	1.9100	4250.0	76	26811	No
10	GOM_NL__2PRFIN20070417_023131_000000382057_00204_26811_0648.N1	17-APR-2007 02:31:31	Straylight	38.000	134	Bet TrA	2.8100	6600.0	76	26811	No
11	GOM_NL__2PRFIN20070417_023354_000000502057_00204_26811_0649.N1	17-APR-2007 02:33:54	Straylight	49.500	4	Alp1Cen	-0.010000	5800.0	99	26811	No
12	GOM_NL__2PRFIN20070417_023705_000000422057_00204_26811_0650.N1	17-APR-2007 02:37:05	Straylight	42.000	78	Alp Lup	2.3040	28000.	84	26811	No
13	GOM_NL__2PRFIN20070417_023840_000000432057_00204_26811_0651.N1	17-APR-2007 02:38:40	Straylight	42.500	81	Eta Cen	2.3560	28000.	85	26811	No
14	GOM_NL__2PRFIN20070417_024101_000000442057_00204_26811_0652.N1	17-APR-2007 02:41:01	Straylight	44.000	54	5The Cen	2.0550	4500.0	88	26811	No
15	GOM_NL__2PRFIN20070417_024607_000000412057_00204_26811_0653.N1	17-APR-2007 02:46:07	Twilight_stray	41.000	106	9Bet Crv	2.6480	5600.0	82	26811	No
16	GOM_NL__2PRFIN20070417_024757_000000392057_00204_26811_0654.N1	17-APR-2007 02:47:57	Bright	38.500	100	4Gam Crv	2.5800	13100.	77	26811	No
17	GOM_NL__2PRFIN20070417_024919_000000452057_00204_26811_0655.N1	17-APR-2007 02:49:19	Bright	45.000	15	67Alp Vir	0.97600	28000.	90	26811	No
18	GOM_NL__2PRFIN20070417_025222_000000382057_00204_26811_0656.N1	17-APR-2007 02:52:22	Bright	37.500	121	29Gam Vir	2.7400	7200.0	75	26811	No
19	GOM_NL__2PRFIN20070417_025606_000000392057_00204_26811_0657.N1	17-APR-2007 02:56:06	Bright	38.500	138	47Eps Vir	2.8280	4700.0	77	26811	No
20	GOM_NL__2PRFIN20070417_030412_000000372057_00204_26811_0658.N1	17-APR-2007 03:04:12	Bright	36.500	152	12Alp2CVn	2.8900	11000.	73	26811	No
21	GOM_NL__2PRFIN20070417_030805_000000362057_00204_26811_0659.N1	17-APR-2007 03:08:05	Bright	36.000	87	64Gam UMa	2.4330	11000.	72	26811	No
22	GOM_NL__2PRFIN20070417_030924_000000392057_00204_26811_0660.N1	17-APR-2007 03:09:24	Bright	38.500	55	79Zet UMa	2.0600	10200.	77	26811	No
23	GOM_NL__2PRFIN20070417_031535_000000402057_00204_26811_0661.N1	17-APR-2007 03:15:35	Bright	39.500	60	7Bet UMi	2.0810	3950.0	79	26811	No
24	GOM_NL__2PRFIN20070417_031828_000000362057_00204_26811_0662.N1	17-APR-2007 03:18:28	Bright	35.500	49	1Alp UMi	1.9900	6300.0	71	26811	No
25	GOM_NL__2PRFIN20070417_032542_000000392057_00204_26811_0663.N1	17-APR-2007 03:25:42	Bright	38.500	89	5Alp Cep	2.4510	8000.0	77	26811	No
26	GOM_NL__2PRFIN20070417_033543_000000372057_00204_26811_0664.N1	17-APR-2007 03:35:43	Bright	36.500	164	44Eta Peg	2.9480	5400.0	73	26811	No
27	GOM_NL__2PRFIN20070417_034520_000000462057_00204_26811_0665.N1	17-APR-2007 03:45:20	Dark	46.000	162	34Alp Aqr	2.9440	5350.0	92	26811	No
28	GOM_NL__2PRFIN20070417_035023_000000452057_00204_26811_0666.N1	17-APR-2007 03:50:23	Dark	44.500	142	49Del Cap	2.8500	8900.0	89	26811	No
29	GOM_NL__2PRFIN20070417_035539_000000392057_00204_26811_0667.N1	17-APR-2007 03:55:39	Dark	39.000	172	Gam Gru	3.0030	13100.	78	26811	No
30	GOM_NL__2PRFIN20070417_035741_000000382057_00204_26811_0668.N1	17-APR-2007 03:57:41	Dark	38.000	31	Alp Gru	1.7340	15200.	76	26811	No
31	GOM_NL__2PRFIN20070417_040241_000000392057_00205_26812_0657.N1	17-APR-2007 04:02:41	Dark	38.500	45	Alp Pav	1.9400	26000.	77	26812	No
32	GOM_NL__2PRFIN20070417_041001_000000392057_00205_26812_0658.N1	17-APR-2007 04:10:01	Dark	39.000	43	Alp TrA	1.9100	4250.0	78	26812	No
33	GOM_NL__2PRFIN20070417_041207_000000392057_00205_26812_0659.N1	17-APR-2007 04:12:07	Straylight	39.000	134	Bet TrA	2.8100	6600.0	78	26812	No
34	GOM_NL__2PRFIN20070417_041430_000000542057_00205_26812_0660.N1	17-APR-2007 04:14:30	Straylight	54.000	4	Alp1Cen	-0.010000	5800.0	108	26812	No
35	GOM_NL__2PRFIN20070417_041742_000000422057_00205_26812_0661.N1	17-APR-2007 04:17:42	Straylight	42.000	78	Alp Lup	2.3040	28000.	84	26812	No
36	GOM_NL__2PRFIN20070417_041917_000000442057_00205_26812_0662.N1	17-APR-2007 04:19:17	Straylight	43.500	81	Eta Cen	2.3560	28000.	87	26812	No
37	GOM_NL__2PRFIN20070417_042138_000000472057_00205_26812_0663.N1	17-APR-2007 04:21:38	Straylight	47.000	54	5The Cen	2.0550	4500.0	94	26812	No
38	GOM_NL__2PRFIN20070417_042643_000000442057_00205_26812_0664.N1	17-APR-2007 04:26:43	Twilight_stray	43.500	106	9Bet Crv	2.6480	5600.0	87	26812	No
39	GOM_NL__2PRFIN20070417_042833_000000372057_00205_26812_0665.N1	17-APR-2007 04:28:33	Bright	36.500	100	4Gam Crv	2.5800	13100.	73	26812	No
40	GOM_NL__2PRFIN20070417_042955_000000432057_00205_26812_0666.N1	17-APR-2007 04:29:55	Bright	43.000	15	67Alp Vir	0.97600	28000.	86	26812	No
41	GOM_NL__2PRFIN20070417_043258_000000382057_00205_26812_0667.N1	17-APR-2007 04:32:58	Bright	38.000	121	29Gam Vir	2.7400	7200.0	76	26812	No
42	GOM_NL__2PRFIN20070417_043642_000000392057_00205_26812_0668.N1	17-APR-2007 04:36:42	Bright	39.000	138	47Eps Vir	2.8280	4700.0	78	26812	No



102	GOM_NL__2PRFIN20070417_091357_000000402057_00208_26815_0719.N1	17-APR-2007 09:13:57	Straylight	40.000	134	Bet TrA	2.8100	6600.0	80	26815	No
103	GOM_NL__2PRFIN20070417_091619_000000452057_00208_26815_0720.N1	17-APR-2007 09:16:19	Straylight	44.500	4	Alp1Cen	-0.010000	5800.0	89	26815	No
104	GOM_NL__2PRFIN20070417_091931_000000422057_00208_26815_0721.N1	17-APR-2007 09:19:31	Straylight	41.500	78	Alp Lup	2.3040	28000.	83	26815	No
105	GOM_NL__2PRFIN20070417_092106_000000432057_00208_26815_0722.N1	17-APR-2007 09:21:06	Straylight	43.000	81	Eta Cen	2.3560	28000.	86	26815	No
106	GOM_NL__2PRFIN20070417_092327_000000452057_00208_26815_0723.N1	17-APR-2007 09:23:27	Straylight	45.000	54	5The Cen	2.0550	4500.0	90	26815	No
107	GOM_NL__2PRFIN20070417_092832_000000412057_00208_26815_0724.N1	17-APR-2007 09:28:32	Twi_and_stray	41.000	106	9Bet Crv	2.6480	5600.0	82	26815	No
108	GOM_NL__2PRFIN20070417_093021_000000372057_00208_26815_0725.N1	17-APR-2007 09:30:21	Bright	37.000	100	4Gam Crv	2.5800	13100.	74	26815	No
109	GOM_NL__2PRFIN20070417_093143_000000442057_00208_26815_0726.N1	17-APR-2007 09:31:43	Bright	44.000	15	67Alp Vir	0.97600	28000.	88	26815	No
110	GOM_NL__2PRFIN20070417_093446_000000372057_00208_26815_0727.N1	17-APR-2007 09:34:46	Bright	36.500	121	29Gam Vir	2.7400	7200.0	73	26815	No
111	GOM_NL__2PRFIN20070417_093830_000000402057_00208_26815_0728.N1	17-APR-2007 09:38:30	Bright	39.500	138	47Eps Vir	2.8280	4700.0	79	26815	No
112	GOM_NL__2PRFIN20070417_094634_000000392057_00208_26815_0729.N1	17-APR-2007 09:46:34	Bright	38.500	152	12Alp2CVn	2.8900	11000.	77	26815	No
113	GOM_NL__2PRFIN20070417_095029_000000372057_00208_26815_0730.N1	17-APR-2007 09:50:29	Bright	36.500	87	64Gam UMa	2.4330	11000.	73	26815	No
114	GOM_NL__2PRFIN20070417_095147_000000382057_00208_26815_0731.N1	17-APR-2007 09:51:47	Bright	38.000	55	79Zet UMa	2.0600	10200.	76	26815	No
115	GOM_NL__2PRFIN20070417_095758_000000402057_00208_26815_0732.N1	17-APR-2007 09:57:58	Bright	39.500	60	7Bet UMi	2.0810	3950.0	79	26815	No
116	GOM_NL__2PRFIN20070417_100052_000000362057_00208_26815_0733.N1	17-APR-2007 10:00:52	Bright	35.500	49	1Alp UMi	1.9900	6300.0	71	26815	No
117	GOM_NL__2PRFIN20070417_100805_000000392057_00208_26815_0734.N1	17-APR-2007 10:08:05	Bright	38.500	89	5Alp Cep	2.4510	8000.0	77	26815	No
118	GOM_NL__2PRFIN20070417_101807_000000382057_00208_26815_0735.N1	17-APR-2007 10:18:07	Bright	38.000	164	44Eta Peg	2.9480	5400.0	76	26815	No
119	GOM_NL__2PRFIN20070417_102746_000000482057_00208_26815_0736.N1	17-APR-2007 10:27:46	Dark	48.000	162	34Alp Aqr	2.9440	5350.0	96	26815	No
120	GOM_NL__2PRFIN20070417_103250_000000452057_00208_26815_0737.N1	17-APR-2007 10:32:50	Dark	44.500	142	49Del Cap	2.8500	8900.0	89	26815	No
121	GOM_NL__2PRFIN20070417_103805_000000392057_00208_26815_0738.N1	17-APR-2007 10:38:05	Dark	38.500	172	Gam Gru	3.0030	13100.	77	26815	No
122	GOM_NL__2PRFIN20070417_104006_000000422057_00208_26815_0739.N1	17-APR-2007 10:40:06	Dark	41.500	31	Alp Gru	1.7340	15200.	83	26815	No
123	GOM_NL__2PRFIN20070417_104507_000000402057_00209_26816_0734.N1	17-APR-2007 10:45:07	Dark	39.500	45	Alp Pav	1.9400	26000.	79	26816	No
124	GOM_NL__2PRFIN20070417_105227_000000402057_00209_26816_0735.N1	17-APR-2007 10:52:27	Dark	39.500	43	Alp TrA	1.9100	4250.0	79	26816	No
125	GOM_NL__2PRFIN20070417_105433_000000402057_00209_26816_0736.N1	17-APR-2007 10:54:33	Straylight	39.500	134	Bet TrA	2.8100	6600.0	79	26816	No
126	GOM_NL__2PRFIN20070417_105655_000000442057_00209_26816_0737.N1	17-APR-2007 10:56:55	Straylight	43.500	4	Alp1Cen	-0.010000	5800.0	87	26816	No
127	GOM_NL__2PRFIN20070417_110007_000000422057_00209_26816_0738.N1	17-APR-2007 11:00:07	Straylight	41.500	78	Alp Lup	2.3040	28000.	83	26816	No
128	GOM_NL__2PRFIN20070417_110143_000000412057_00209_26816_0739.N1	17-APR-2007 11:01:43	Straylight	41.000	81	Eta Cen	2.3560	28000.	82	26816	No
129	GOM_NL__2PRFIN20070417_110403_000000472057_00209_26816_0740.N1	17-APR-2007 11:04:03	Straylight	47.000	54	5The Cen	2.0550	4500.0	94	26816	No
130	GOM_NL__2PRFIN20070417_110908_000000422057_00209_26816_0741.N1	17-APR-2007 11:09:08	Twi_and_stray	42.000	106	9Bet Crv	2.6480	5600.0	84	26816	No
131	GOM_NL__2PRFIN20070417_111057_000000362057_00209_26816_0742.N1	17-APR-2007 11:10:57	Bright	35.500	100	4Gam Crv	2.5800	13100.	71	26816	No
132	GOM_NL__2PRFIN20070417_111219_000000432057_00209_26816_0743.N1	17-APR-2007 11:12:19	Bright	42.500	15	67Alp Vir	0.97600	28000.	85	26816	No
133	GOM_NL__2PRFIN20070417_111522_000000382057_00209_26816_0744.N1	17-APR-2007 11:15:22	Bright	38.000	121	29Gam Vir	2.7400	7200.0	76	26816	No
134	GOM_NL__2PRFIN20070417_111906_000000382057_00209_26816_0745.N1	17-APR-2007 11:19:06	Bright	37.500	138	47Eps Vir	2.8280	4700.0	75	26816	No
135	GOM_NL__2PRFIN20070417_112710_000000372057_00209_26816_0746.N1	17-APR-2007 11:27:10	Bright	37.000	152	12Alp2CVn	2.8900	11000.	74	26816	No
136	GOM_NL__2PRFIN20070417_113105_000000352057_00209_26816_0747.N1	17-APR-2007 11:31:05	Bright	35.000	87	64Gam UMa	2.4330	11000.	70	26816	No
137	GOM_NL__2PRFIN20070417_113222_000000572057_00209_26816_0748.N1	17-APR-2007 11:32:22	Bright	57.000	55	79Zet UMa	2.0600	10200.	114	26816	No
138	GOM_NL__2PRFIN20070417_113833_000000392057_00209_26816_0749.N1	17-APR-2007 11:38:33	Bright	39.000	60	7Bet UMi	2.0810	3950.0	78	26816	No
139	GOM_NL__2PRFIN20070417_114128_000000362057_00209_26816_0750.N1	17-APR-2007 11:41:28	Bright	35.500	49	1Alp UMi	1.9900	6300.0	71	26816	No
140	GOM_NL__2PRFIN20070417_114841_000000392057_00209_26816_0751.N1	17-APR-2007 11:48:41	Bright	39.000	89	5Alp Cep	2.4510	8000.0	78	26816	No
141	GOM_NL__2PRFIN20070417_115843_000000372057_00209_26816_0752.N1	17-APR-2007 11:58:43	Bright	37.000	164	44Eta Peg	2.9480	5400.0	74	26816	No
142	GOM_NL__2PRFIN20070417_120822_000000462057_00209_26816_0753.N1	17-APR-2007 12:08:22	Dark	46.000	162	34Alp Aqr	2.9440	5350.0	92	26816	No
143	GOM_NL__2PRFIN20070417_121326_000000452057_00209_26816_0754.N1	17-APR-2007 12:13:26	Dark	45.000	142	49Del Cap	2.8500	8900.0	90	26816	No
144	GOM_NL__2PRFIN20070417_121841_000000402057_00209_26816_0755.N1	17-APR-2007 12:18:41	Dark	40.000	172	Gam Gru	3.0030	13100.	80	26816	No
145	GOM_NL__2PRFIN20070417_122043_000000432057_00209_26816_0756.N1	17-APR-2007 12:20:43	Dark	43.000	31	Alp Gru	1.7340	15200.	86	26816	No
146	GOM_NL__2PRFIN20070417_122544_000000392057_00210_26817_0755.N1	17-APR-2007 12:25:44	Dark	39.000	45	Alp Pav	1.9400	26000.	78	26817	No
147	GOM_NL__2PRFIN20070417_123303_000000392057_00210_26817_0756.N1	17-APR-2007 12:33:03	Dark	38.500	43	Alp TrA	1.9100	4250.0	77	26817	No
148	GOM_NL__2PRFIN20070417_123509_000000382057_00210_26817_0757.N1	17-APR-2007 12:35:09	Straylight	37.500	134	Bet TrA	2.8100	6600.0	75	26817	No
149	GOM_NL__2PRFIN20070417_123732_000000412057_00210_26817_0758.N1	17-APR-2007 12:37:32	Straylight	40.500	4	Alp1Cen	-0.010000	5800.0	81	26817	No
150	GOM_NL__2PRFIN20070417_124044_000000412057_00210_26817_0759.N1	17-APR-2007 12:40:44	Straylight	41.000	78	Alp Lup	2.3040	28000.	82	26817	No
151	GOM_NL__2PRFIN20070417_124219_000000412057_00210_26817_0760.N1	17-APR-2007 12:42:19	Straylight	40.500	81	Eta Cen	2.3560	28000.	81	26817	No
152	GOM_NL__2PRFIN20070417_124439_000000482057_00210_26817_0761.N1	17-APR-2007 12:44:39	Straylight	47.500	54	5The Cen	2.0550	4500.0	95	26817	No
153	GOM_NL__2PRFIN20070417_124944_000000412057_00210_26817_0762.N1	17-APR-2007 12:49:44	Twi_and_stray	40.500	106	9Bet Crv	2.6480	5600.0	81	26817	No
154	GOM_NL__2PRFIN20070417_125133_000000372057_00210_26817_0763.N1	17-APR-2007 12:51:33	Bright	36.500	100	4Gam Crv	2.5800	13100.	73	26817	No
155	GOM_NL__2PRFIN20070417_125255_000000432057_00210_26817_0764.N1	17-APR-2007 12:52:55	Bright	42.500	15	67Alp Vir	0.97600	28000.	85	26817	No
156	GOM_NL__2PRFIN20070417_125558_000000382057_00210_26817_0765.N1	17-APR-2007 12:55:58	Bright	37.500	121	29Gam Vir	2.7400	7200.0	75	26817	No
157	GOM_NL__2PRFIN20070417_125942_000000382057_00210_26817_0766.N1	17-APR-2007 12:59:42	Bright	37.500	138	47Eps Vir	2.8280	4700.0	75	26817	No
158	GOM_NL__2PRFIN20070417_130746_000000372057_00210_26817_0767.N1	17-APR-2007 13:07:46	Bright	37.000	152	12Alp2CVn	2.8900	11000.	74	26817	No
159	GOM_NL__2PRFIN20070417_131141_000000342057_00210_26817_0768.N1	17-APR-2007 13:11:41	Bright	33.500	87	64Gam UMa	2.4330	11000.	67	26817	No
160	GOM_NL__2PRFIN20070417_131258_000000532057_00210_26817_0769.N1	17-APR-2007 13:12:58	Bright	52.500	55	79Zet UMa	2.0600	10200.	105	26817	No

161	GOM_NL__2PRFIN20070417_131909_000000392057_00210_26817_0770.N1	17-APR-2007 13:19:09	Bright	38.500	60	7Bet UMi	2.0810	3950.0	77	26817	No
162	GOM_NL__2PRFIN20070417_132204_000000352057_00210_26817_0771.N1	17-APR-2007 13:22:04	Bright	34.500	49	1Alp UMi	1.9900	6300.0	69	26817	No
163	GOM_NL__2PRFIN20070417_132917_000000392057_00210_26817_0772.N1	17-APR-2007 13:29:17	Bright	39.000	89	5Alp Cep	2.4510	8000.0	78	26817	No
164	GOM_NL__2PRFIN20070417_133919_000000372057_00210_26817_0773.N1	17-APR-2007 13:39:19	Bright	36.500	164	44Eta Peg	2.9480	5400.0	73	26817	No
165	GOM_NL__2PRFIN20070417_134859_000000462057_00210_26817_0774.N1	17-APR-2007 13:48:59	Dark	46.000	162	34Alp Aqr	2.9440	5350.0	92	26817	No
166	GOM_NL__2PRFIN20070417_135403_000000442057_00210_26817_0775.N1	17-APR-2007 13:54:03	Dark	43.500	142	49Del Cap	2.8500	8900.0	87	26817	No
167	GOM_NL__2PRFIN20070417_135918_000000392057_00210_26817_0776.N1	17-APR-2007 13:59:18	Dark	39.000	172	Gam Gru	3.0030	13100.	78	26817	No
168	GOM_NL__2PRFIN20070417_140119_000000402057_00210_26817_0777.N1	17-APR-2007 14:01:19	Dark	39.500	31	Alp Gru	1.7340	15200.	79	26817	No
169	GOM_NL__2PRFIN20070417_140620_000000402057_00211_26818_0785.N1	17-APR-2007 14:06:20	Dark	39.500	45	Alp Pav	1.9400	26000.	79	26818	No
170	GOM_NL__2PRFIN20070417_141339_000000402057_00211_26818_0786.N1	17-APR-2007 14:13:39	Dark	39.500	43	Alp TrA	1.9100	4250.0	79	26818	No
171	GOM_NL__2PRFIN20070417_141546_000000392057_00211_26818_0787.N1	17-APR-2007 14:15:46	Straylight	38.500	134	Bet TrA	2.8100	6600.0	77	26818	No
172	GOM_NL__2PRFIN20070417_141808_000000412057_00211_26818_0788.N1	17-APR-2007 14:18:08	Straylight	41.000	4	Alp1Cen	-0.010000	5800.0	82	26818	No
173	GOM_NL__2PRFIN20070417_142120_000000422057_00211_26818_0789.N1	17-APR-2007 14:21:20	Straylight	41.500	78	Alp Lup	2.3040	28000.	83	26818	No
174	GOM_NL__2PRFIN20070417_142255_000000442057_00211_26818_0790.N1	17-APR-2007 14:22:55	Straylight	44.000	81	Eta Cen	2.3560	28000.	88	26818	No
175	GOM_NL__2PRFIN20070417_142516_000000442057_00211_26818_0791.N1	17-APR-2007 14:25:16	Straylight	44.000	54	5The Cen	2.0550	4500.0	88	26818	No
176	GOM_NL__2PRFIN20070417_143020_000000422057_00211_26818_0792.N1	17-APR-2007 14:30:20	Twi_and_stray	41.500	106	9Bet Crv	2.6480	5600.0	83	26818	No
177	GOM_NL__2PRFIN20070417_143210_000000372057_00211_26818_0793.N1	17-APR-2007 14:32:10	Bright	36.500	100	4Gam Crv	2.5800	13100.	73	26818	No
178	GOM_NL__2PRFIN20070417_143331_000000412057_00211_26818_0794.N1	17-APR-2007 14:33:31	Bright	40.500	15	67Alp Vir	0.97600	28000.	81	26818	No
179	GOM_NL__2PRFIN20070417_143634_000000372057_00211_26818_0795.N1	17-APR-2007 14:36:34	Bright	37.000	121	29Gam Vir	2.7400	7200.0	74	26818	No
180	GOM_NL__2PRFIN20070417_144017_000000382057_00211_26818_0796.N1	17-APR-2007 14:40:17	Bright	37.500	138	47Eps Vir	2.8280	4700.0	75	26818	No
181	GOM_NL__2PRFIN20070417_144821_000000362057_00211_26818_0797.N1	17-APR-2007 14:48:21	Bright	36.000	152	12Alp2CVn	2.8900	11000.	72	26818	No
182	GOM_NL__2PRFIN20070417_145945_000000372057_00211_26818_0798.N1	17-APR-2007 14:59:45	Bright	36.500	60	7Bet UMi	2.0810	3950.0	73	26818	No
183	GOM_NL__2PRFIN20070417_150240_000000332057_00211_26818_0799.N1	17-APR-2007 15:02:40	Bright	32.500	49	1Alp UMi	1.9900	6300.0	65	26818	No
184	GOM_NL__2PRFIN20070417_150953_000000582057_00211_26818_0800.N1	17-APR-2007 15:09:53	Bright	58.000	89	5Alp Cep	2.4510	8000.0	116	26818	No
185	GOM_NL__2PRFIN20070417_151956_000000542057_00211_26818_0801.N1	17-APR-2007 15:19:56	Bright	54.000	164	44Eta Peg	2.9480	5400.0	108	26818	No
186	GOM_NL__2PRFIN20070417_152935_000000442057_00211_26818_0802.N1	17-APR-2007 15:29:35	Dark	44.000	162	34Alp Aqr	2.9440	5350.0	88	26818	No
187	GOM_NL__2PRFIN20070417_153439_000000452057_00211_26818_0803.N1	17-APR-2007 15:34:39	Dark	44.500	142	49Del Cap	2.8500	8900.0	89	26818	No
188	GOM_NL__2PRFIN20070417_153954_000000372057_00211_26818_0804.N1	17-APR-2007 15:39:54	Dark	37.000	172	Gam Gru	3.0030	13100.	74	26818	No
189	GOM_NL__2PRFIN20070417_154155_000000412057_00211_26818_0805.N1	17-APR-2007 15:41:55	Dark	40.500	31	Alp Gru	1.7340	15200.	81	26818	No
190	GOM_NL__2PRFIN20070417_154657_000000402057_00212_26819_0801.N1	17-APR-2007 15:46:57	Dark	39.500	45	Alp Pav	1.9400	26000.	79	26819	No
191	GOM_NL__2PRFIN20070417_155416_000000392057_00212_26819_0802.N1	17-APR-2007 15:54:16	Dark	38.500	43	Alp TrA	1.9100	4250.0	77	26819	No
192	GOM_NL__2PRFIN20070417_155622_000000402057_00212_26819_0803.N1	17-APR-2007 15:56:22	Straylight	39.500	134	Bet TrA	2.8100	6600.0	79	26819	No
193	GOM_NL__2PRFIN20070417_155844_000000472057_00212_26819_0804.N1	17-APR-2007 15:58:44	Straylight	46.500	4	Alp1Cen	-0.010000	5800.0	93	26819	No
194	GOM_NL__2PRFIN20070417_160156_000000432057_00212_26819_0805.N1	17-APR-2007 16:01:56	Straylight	43.000	78	Alp Lup	2.3040	28000.	86	26819	No
195	GOM_NL__2PRFIN20070417_160332_000000432057_00212_26819_0806.N1	17-APR-2007 16:03:32	Straylight	43.000	81	Eta Cen	2.3560	28000.	86	26819	No
196	GOM_NL__2PRFIN20070417_160552_000000472057_00212_26819_0807.N1	17-APR-2007 16:05:52	Straylight	46.500	54	5The Cen	2.0550	4500.0	93	26819	No
197	GOM_NL__2PRFIN20070417_161056_000000422057_00212_26819_0808.N1	17-APR-2007 16:10:56	Twi_and_stray	41.500	106	9Bet Crv	2.6480	5600.0	83	26819	No
198	GOM_NL__2PRFIN20070417_161246_000000362057_00212_26819_0809.N1	17-APR-2007 16:12:46	Bright	36.000	100	4Gam Crv	2.5800	13100.	72	26819	No
199	GOM_NL__2PRFIN20070417_161407_000000412057_00212_26819_0810.N1	17-APR-2007 16:14:07	Bright	41.000	15	67Alp Vir	0.97600	28000.	82	26819	No
200	GOM_NL__2PRFIN20070417_161710_000000372057_00212_26819_0811.N1	17-APR-2007 16:17:10	Bright	37.000	121	29Gam Vir	2.7400	7200.0	74	26819	No
201	GOM_NL__2PRFIN20070417_162053_000000392057_00212_26819_0812.N1	17-APR-2007 16:20:53	Bright	38.500	138	47Eps Vir	2.8280	4700.0	77	26819	No
202	GOM_NL__2PRFIN20070417_162857_000000372057_00212_26819_0813.N1	17-APR-2007 16:28:57	Bright	36.500	152	12Alp2CVn	2.8900	11000.	73	26819	No
203	GOM_NL__2PRFIN20070417_164020_000000372057_00212_26819_0814.N1	17-APR-2007 16:40:20	Bright	37.000	60	7Bet UMi	2.0810	3950.0	74	26819	No
204	GOM_NL__2PRFIN20070417_164316_000000362057_00212_26819_0815.N1	17-APR-2007 16:43:16	Bright	36.000	49	1Alp UMi	1.9900	6300.0	72	26819	No
205	GOM_NL__2PRFIN20070417_165028_000000582057_00212_26819_0816.N1	17-APR-2007 16:50:28	Bright	58.000	89	5Alp Cep	2.4510	8000.0	116	26819	No
206	GOM_NL__2PRFIN20070417_170031_000000382057_00212_26819_0817.N1	17-APR-2007 17:00:31	Bright	37.500	164	44Eta Peg	2.9480	5400.0	75	26819	No
207	GOM_NL__2PRFIN20070417_171012_000000462057_00212_26819_0818.N1	17-APR-2007 17:10:12	Dark	46.000	162	34Alp Aqr	2.9440	5350.0	92	26819	No
208	GOM_NL__2PRFIN20070417_171516_000000442057_00212_26819_0819.N1	17-APR-2007 17:15:16	Dark	44.000	142	49Del Cap	2.8500	8900.0	88	26819	No
209	GOM_NL__2PRFIN20070417_172031_000000402057_00212_26819_0820.N1	17-APR-2007 17:20:31	Dark	39.500	172	Gam Gru	3.0030	13100.	79	26819	No
210	GOM_NL__2PRFIN20070417_172232_000000402057_00212_26819_0821.N1	17-APR-2007 17:22:32	Dark	39.500	31	Alp Gru	1.7340	15200.	79	26819	No
211	GOM_NL__2PRFIN20070417_172733_000000402057_00213_26820_0817.N1	17-APR-2007 17:27:33	Dark	39.500	45	Alp Pav	1.9400	26000.	79	26820	No
212	GOM_NL__2PRFIN20070417_173452_000000482057_00213_26820_0818.N1	17-APR-2007 17:34:52	Dark	48.000	43	Alp TrA	1.9100	4250.0	96	26820	No
213	GOM_NL__2PRFIN20070417_173658_000000382057_00213_26820_0819.N1	17-APR-2007 17:36:58	Straylight	38.000	134	Bet TrA	2.8100	6600.0	76	26820	No
214	GOM_NL__2PRFIN20070417_173920_000000512057_00213_26820_0820.N1	17-APR-2007 17:39:20	Straylight	50.500	4	Alp1Cen	-0.010000	5800.0	101	26820	No
215	GOM_NL__2PRFIN20070417_174233_000000402057_00213_26820_0821.N1	17-APR-2007 17:42:33	Straylight	40.000	78	Alp Lup	2.3040	28000.	80	26820	No
216	GOM_NL__2PRFIN20070417_174408_000000412057_00213_26820_0822.N1	17-APR-2007 17:44:08	Straylight	41.000	81	Eta Cen	2.3560	28000.	82	26820	No
217	GOM_NL__2PRFIN20070417_174628_000000462057_00213_26820_0823.N1	17-APR-2007 17:46:28	Straylight	45.500	54	5The Cen	2.0550	4500.0	91	26820	No
218	GOM_NL__2PRFIN20070417_175132_000000412057_00213_26820_0824.N1	17-APR-2007 17:51:32	Twi_and_stray	41.000	106	9Bet Crv	2.6480	5600.0	82	26820	No
219	GOM_NL__2PRFIN20070417_175322_000000372057_00213_26820_0825.N1	17-APR-2007 17:53:22	Bright	36.500	100	4Gam Crv	2.5800	13100.	73	26820	No

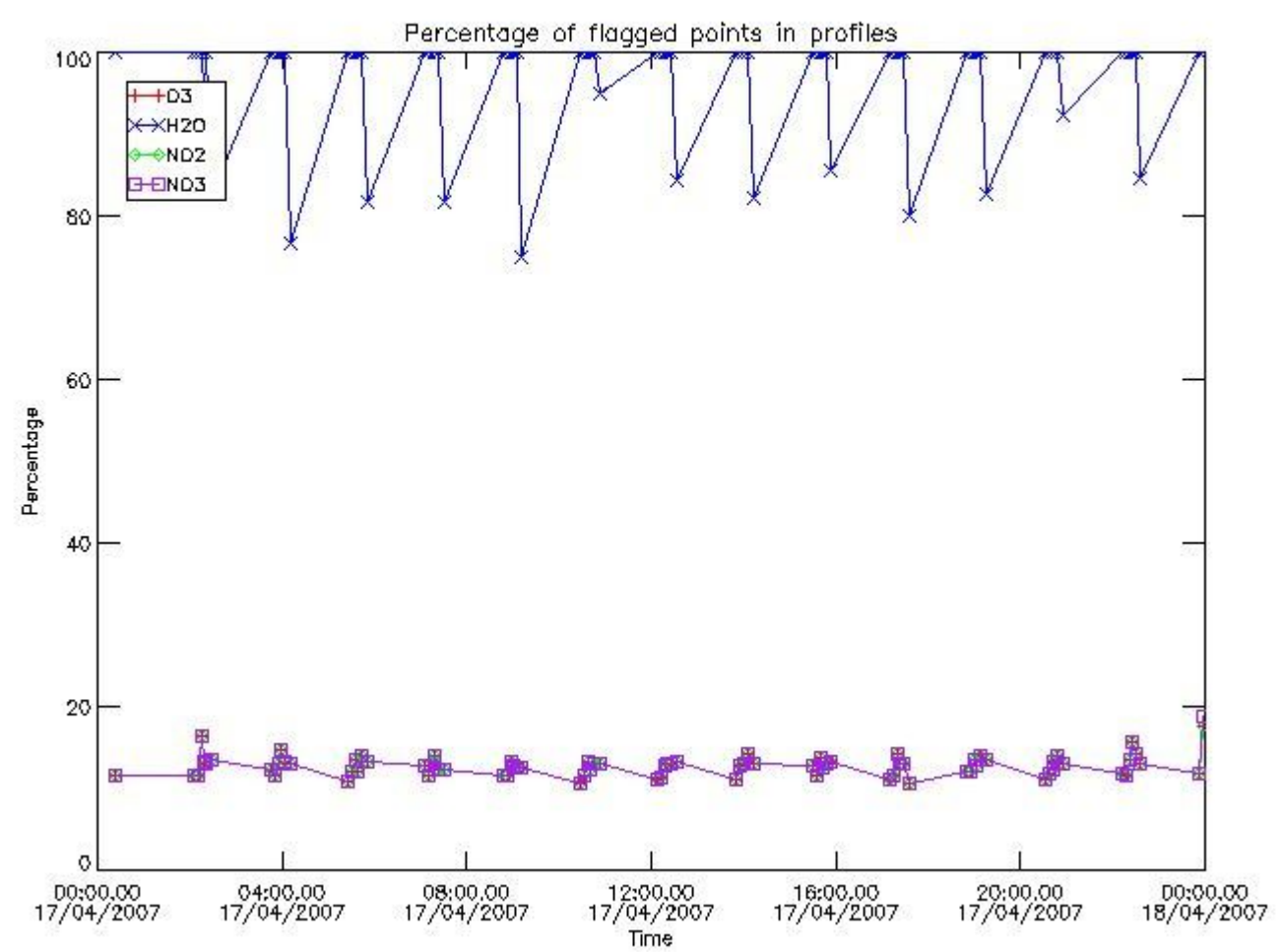


279	GOM_NL__2PRFIN20070417_222421_000000392057_00215_26822_0865.N1	17-APR-2007 22:24:21	Dark	39.000	31	Alp Gru	1.7340	15200.	78	26822	No
280	GOM_NL__2PRFIN20070417_222923_000000402057_00216_26823_0865.N1	17-APR-2007 22:29:23	Dark	39.500	45	Alp Pav	1.9400	26000.	79	26823	No
281	GOM_NL__2PRFIN20070417_223641_000000402057_00216_26823_0866.N1	17-APR-2007 22:36:41	Dark	39.500	43	Alp TrA	1.9100	4250.0	79	26823	No
282	GOM_NL__2PRFIN20070417_223847_000000392057_00216_26823_0867.N1	17-APR-2007 22:38:47	Straylight	38.500	134	Bet TrA	2.8100	6600.0	77	26823	No
283	GOM_NL__2PRFIN20070417_224109_000000542057_00216_26823_0868.N1	17-APR-2007 22:41:09	Straylight	54.000	4	Alp1Cen	-0.010000	5800.0	108	26823	No
284	GOM_NL__2PRFIN20070417_224422_000000422057_00216_26823_0869.N1	17-APR-2007 22:44:22	Straylight	42.000	78	Alp Lup	2.3040	28000.	84	26823	No
285	GOM_NL__2PRFIN20070417_224557_000000432057_00216_26823_0870.N1	17-APR-2007 22:45:57	Straylight	43.000	81	Eta Cen	2.3560	28000.	86	26823	No
286	GOM_NL__2PRFIN20070417_224817_000000462057_00216_26823_0871.N1	17-APR-2007 22:48:17	Straylight	46.000	54	5The Cen	2.0550	4500.0	92	26823	No
287	GOM_NL__2PRFIN20070417_225321_000000412057_00216_26823_0872.N1	17-APR-2007 22:53:21	Twilight_stray	40.500	106	9Bet Crv	2.6480	5600.0	81	26823	No
288	GOM_NL__2PRFIN20070417_225510_000000382057_00216_26823_0873.N1	17-APR-2007 22:55:10	Bright	37.500	100	4Gam Crv	2.5800	13100.	75	26823	No
289	GOM_NL__2PRFIN20070417_225631_000000432057_00216_26823_0874.N1	17-APR-2007 22:56:31	Bright	42.500	15	67Alp Vir	0.97600	28000.	85	26823	No
290	GOM_NL__2PRFIN20070417_225934_000000362057_00216_26823_0875.N1	17-APR-2007 22:59:34	Bright	36.000	121	29Gam Vir	2.7400	7200.0	72	26823	No
291	GOM_NL__2PRFIN20070417_230316_000000392057_00216_26823_0876.N1	17-APR-2007 23:03:16	Bright	38.500	138	47Eps Vir	2.8280	4700.0	77	26823	No
292	GOM_NL__2PRFIN20070417_231120_000000452057_00216_26823_0877.N1	17-APR-2007 23:11:20	Bright	44.500	152	12Alp2CVn	2.8900	11000.	89	26823	No
293	GOM_NL__2PRFIN20070417_231517_000000342057_00216_26823_0878.N1	17-APR-2007 23:15:17	Bright	34.000	87	64Gam UMa	2.4330	11000.	68	26823	No
294	GOM_NL__2PRFIN20070417_231740_000000332057_00216_26823_0879.N1	17-APR-2007 23:17:40	Bright	33.000	36	50Alp UMa	1.8000	6300.0	66	26823	No
295	GOM_NL__2PRFIN20070417_232243_000000422057_00216_26823_0880.N1	17-APR-2007 23:22:43	Bright	42.000	60	7Bet UMi	2.0810	3950.0	84	26823	No
296	GOM_NL__2PRFIN20070417_232540_000000322057_00216_26823_0881.N1	17-APR-2007 23:25:40	Bright	32.000	49	1Alp UMi	1.9900	6300.0	64	26823	No
297	GOM_NL__2PRFIN20070417_233251_000000582057_00216_26823_0882.N1	17-APR-2007 23:32:51	Bright	58.000	89	5Alp Cep	2.4510	8000.0	116	26823	No
298	GOM_NL__2PRFIN20070417_234256_000000452057_00216_26823_0883.N1	17-APR-2007 23:42:56	Bright	44.500	164	44Eta Peg	2.9480	5400.0	89	26823	No
299	GOM_NL__2PRFIN20070417_235237_000000432057_00216_26823_0884.N1	17-APR-2007 23:52:37	Dark	43.000	162	34Alp Aqr	2.9440	5350.0	86	26823	No
300	GOM_NL__2PRFIN20070417_235742_000000462057_00216_26823_0885.N1	17-APR-2007 23:57:42	Dark	46.000	142	49Del Cap	2.8500	8900.0	92	26823	No

### 3. Quality information per product

In this section it is plotted some information contained in the Quality Summary data set of the level 2 products. Only products in dark limb conditions and without errors (error flag in the MPH set to "0") are used.


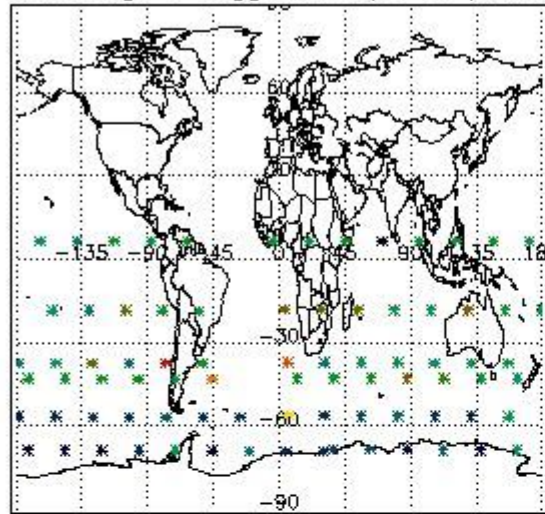
#### 3.1 Plot quality information per product (time dependant)



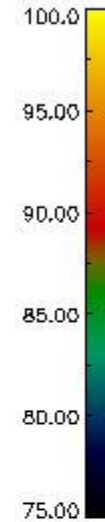
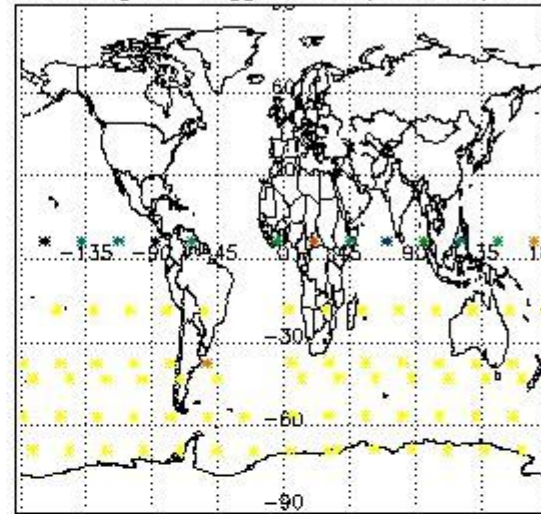
3.2 Plot quality information per product (world map)




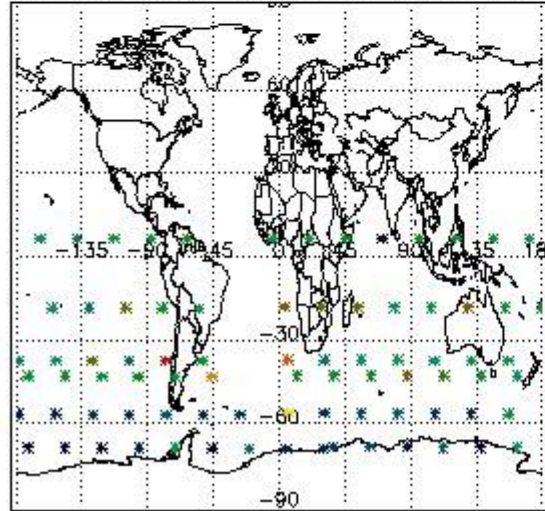
Percentage of flagged data per O3 profile



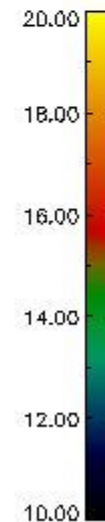
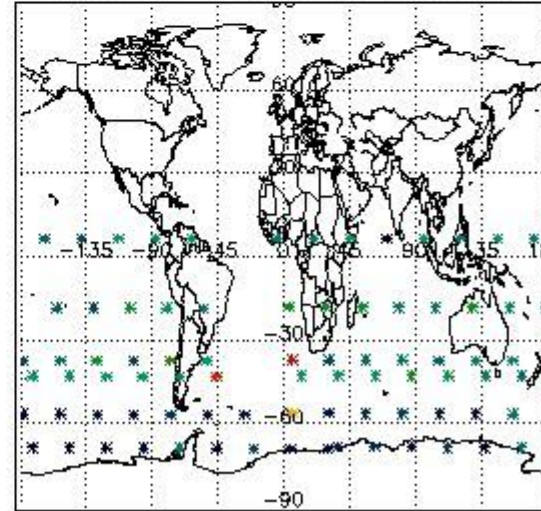
Percentage of flagged data per H2O profile



Percentage of flagged data per NO2 profile



Percentage of flagged data per NO3 profile

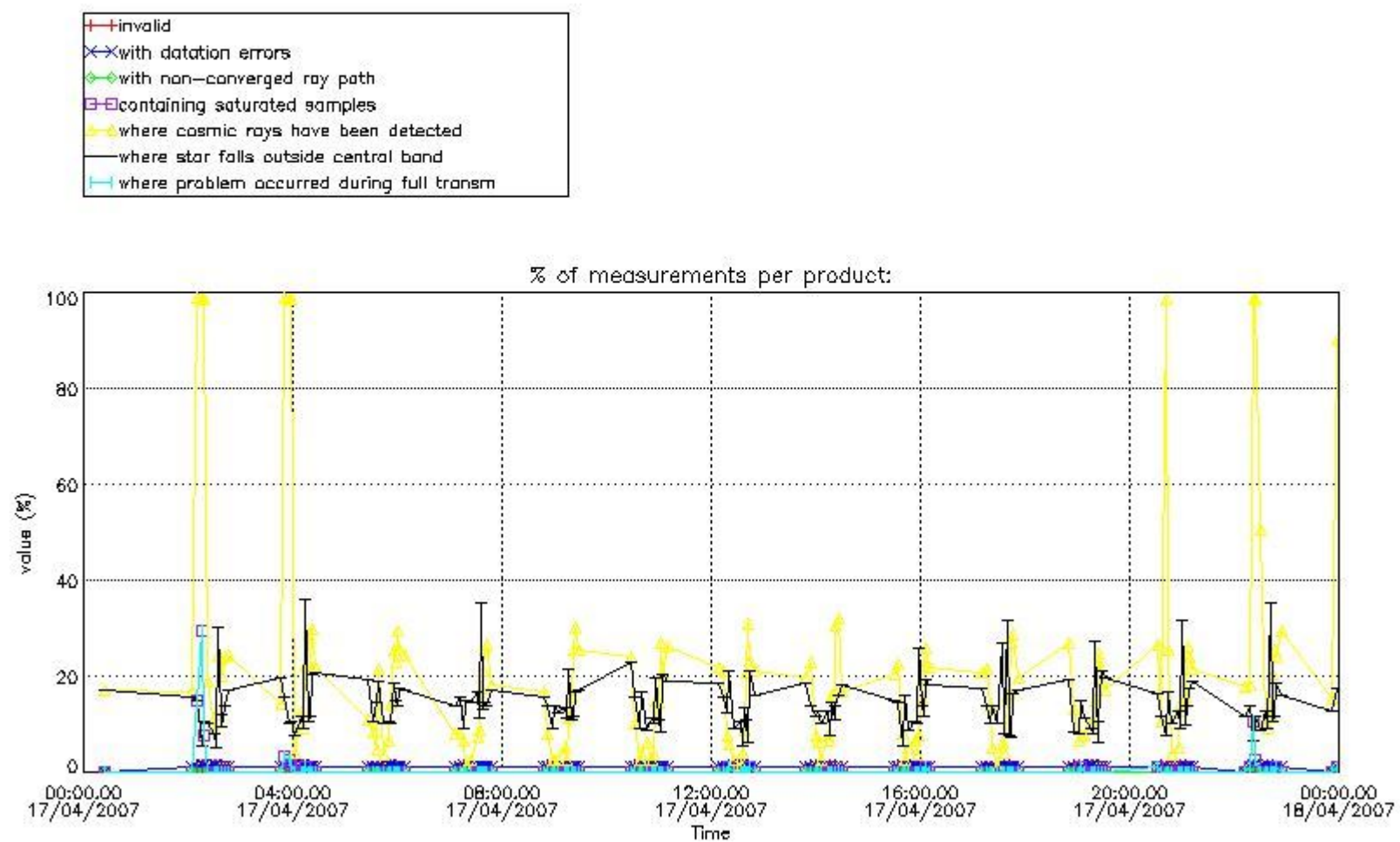


#### 4. Level 1 quality information per product

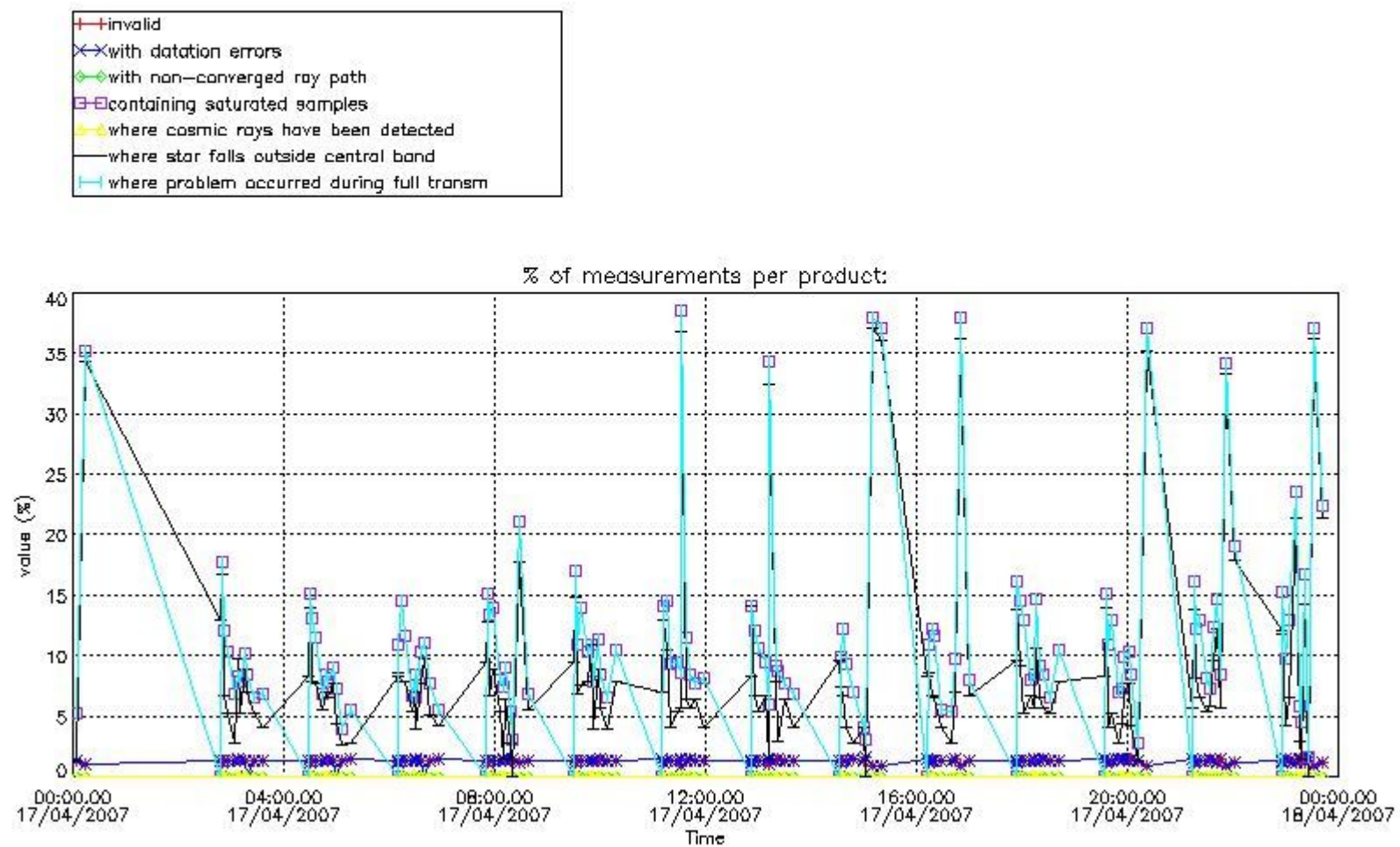
In this section it is plotted some information contained in the Quality Summary data set of the level 2 products that comes from the level 1b processing. Products without errors (error flag in the MPH set to "0") are used.

##### 4.1 Plot quality information per product (time dependant) coming from level 1b processing

###### 4.1.1 Plot level 1 quality information per product (time dependant): ENVISAT ASCENDING passes

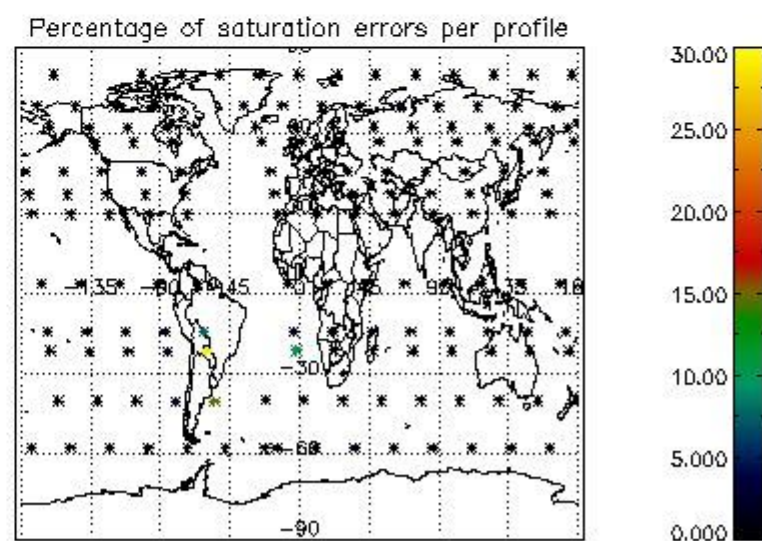
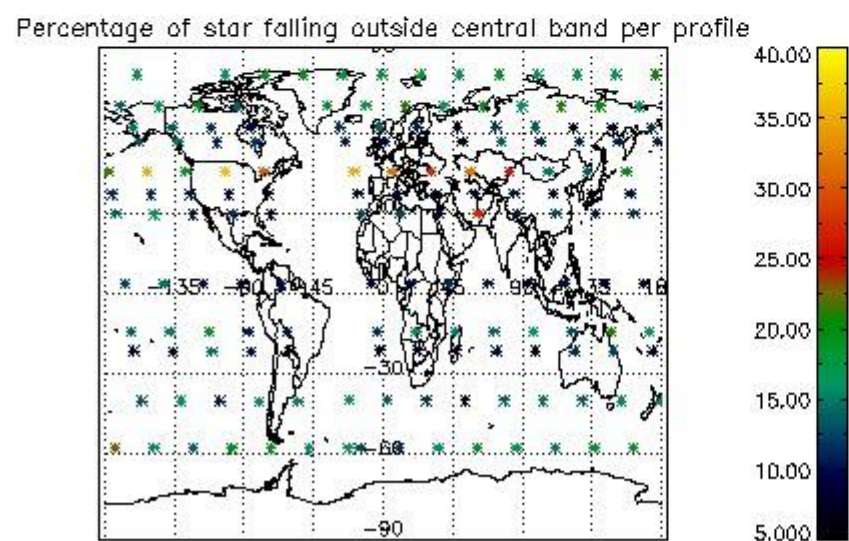
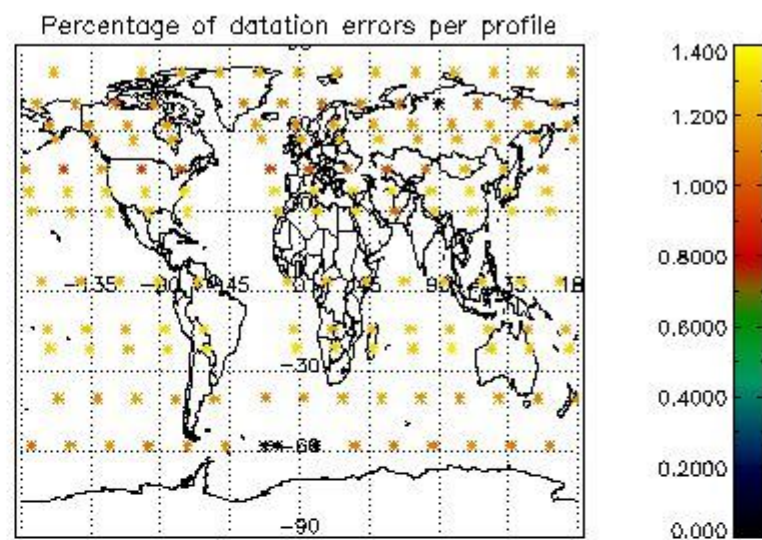
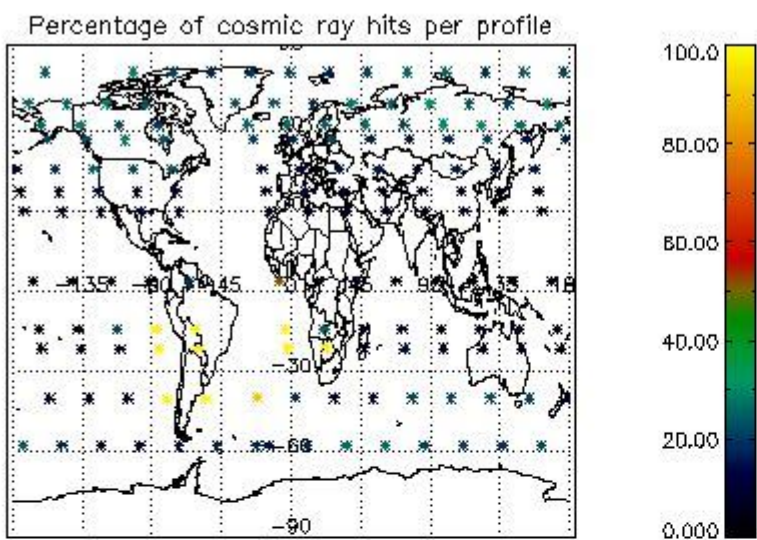


4.1.2 Plot level 1 quality information per product (time dependant): ENVI SAT DESCENDING passes

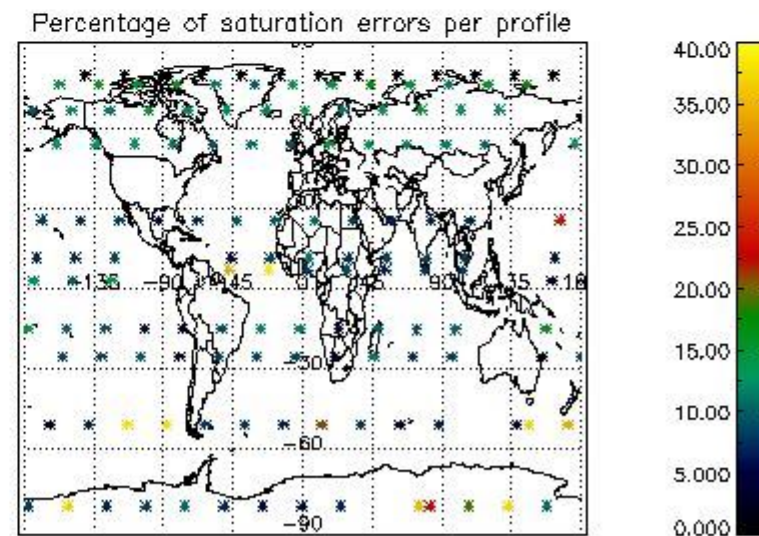
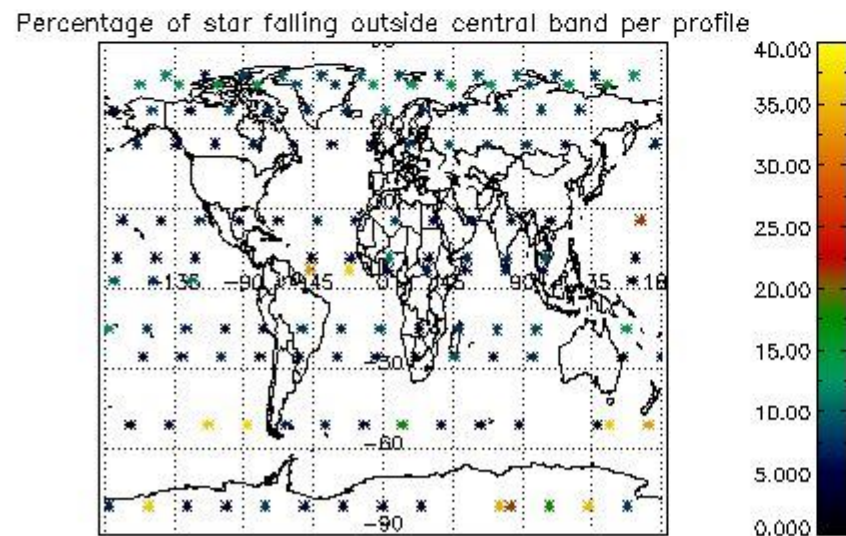
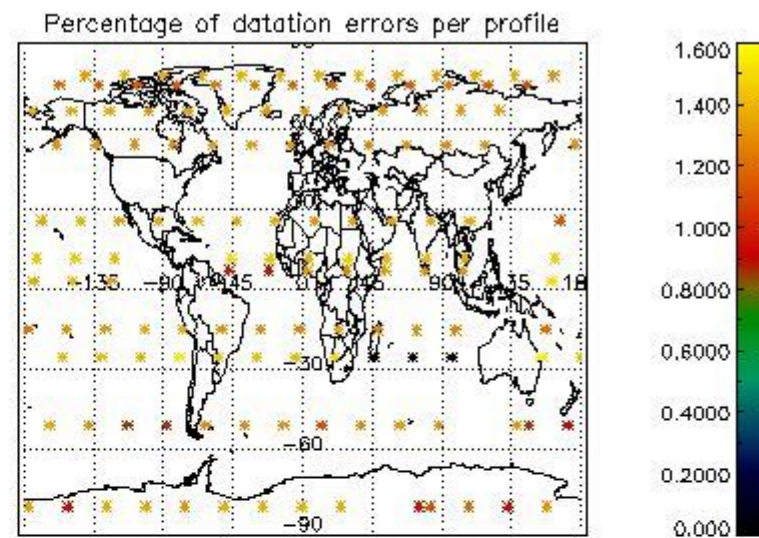
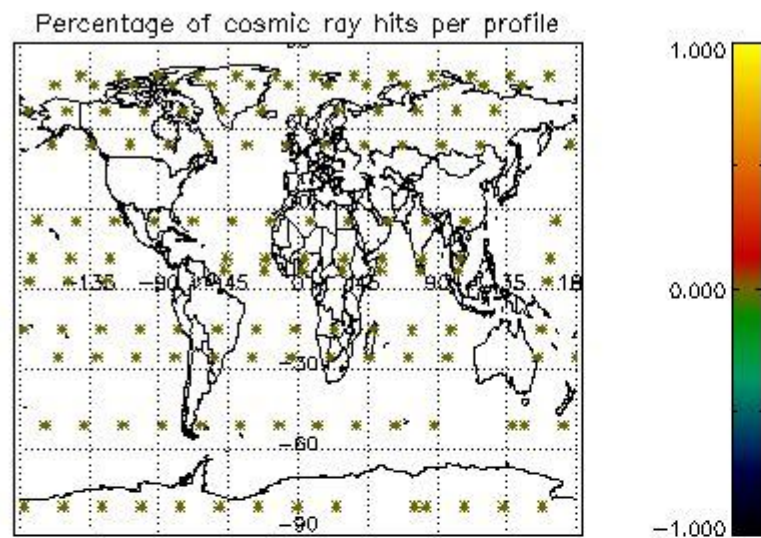


*4.2 Plot quality information per product coming from level 1b processing (world map)*

*4.2.1 Plot level 1 quality information per product (world map): ENVISAT ASCENDING passes*



4.2.2 Plot level 1 quality information per product (world map): ENVISAT DESCENDING passes



## 5. Trace gas profiles

### 5.1 Ozone statistics based on quality of products

The final quality of the products can be "measured" using the STD (Standard Deviation) attached to every point profile. This information is written to the parameter GOM\_NL\_\_2P/NL\_LOCAL\_SPECIES\_DENSITY/o3\_std of the level 2 products. The table below shows the statistics for given STD ranges.

The statistics are given with respect to the overall valid production:

- Products without fatal errors: GOM\_NL\_\_2P/MPH/PRODUCT\_ERR=0
- Valid point profile: GOM\_NL\_\_2P/NL\_LOCAL\_SPECIES\_DENSITY/pcd(0)=0

The 'Criteria' is applied to valid points of dark limb products:

- Products in dark limb illumination condition: GOM\_NL\_\_2P/NL\_SUMMARY\_QUALITY/obs\_ill\_cond=0
- Products without fatal errors: GOM\_NL\_\_2P/MPH/PRODUCT\_ERR=0
- Valid point profile: GOM\_NL\_\_2P/NL\_LOCAL\_SPECIES\_DENSITY/pcd(0)=0

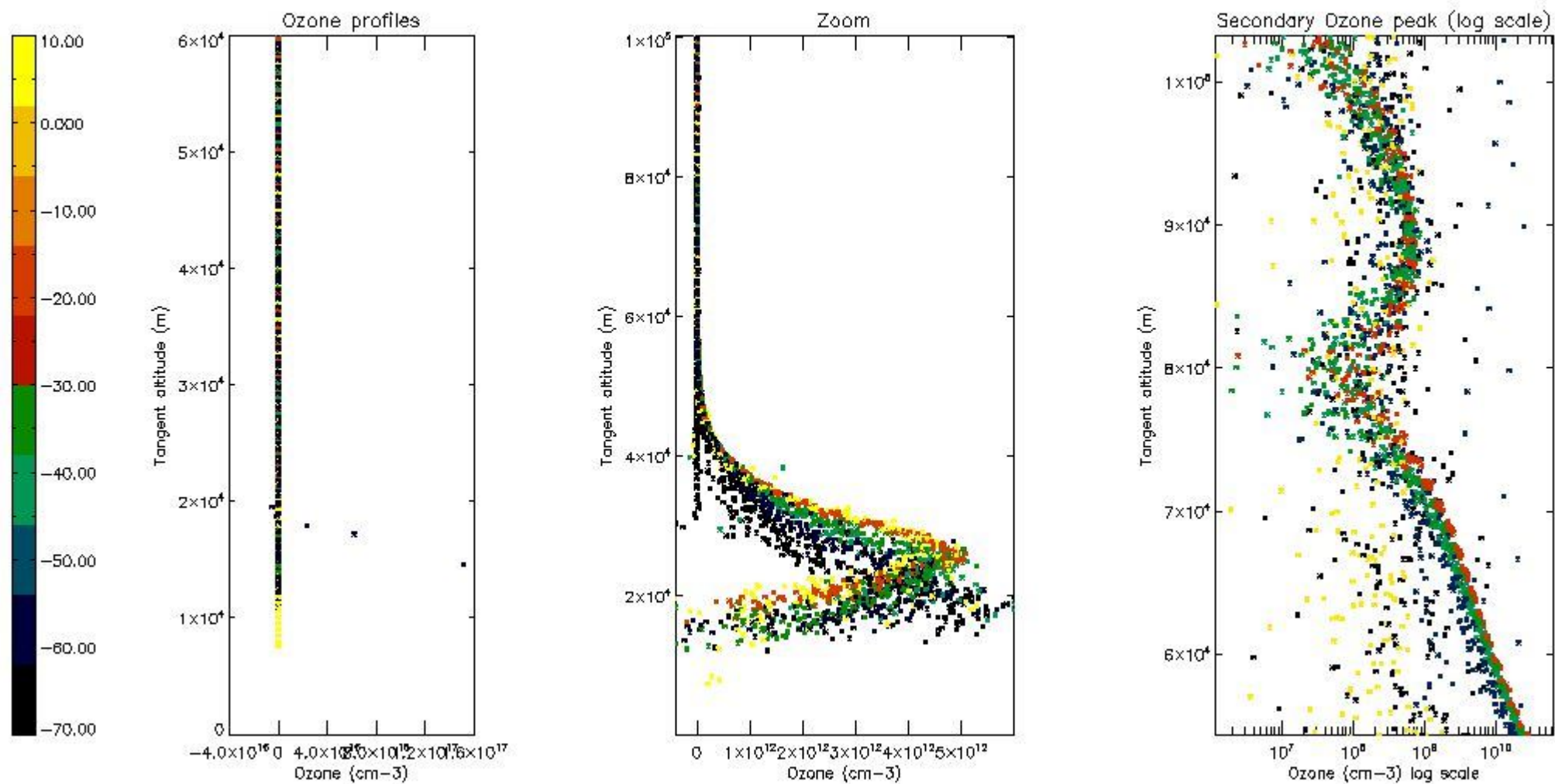
So, the table below shows the percentage of dark limb and valid observations for each criteria with respect to the overall valid daily observations.

Criteria	% of total production
All STD	28
STD < 20	13

STD < 10	9
STD < 5	5

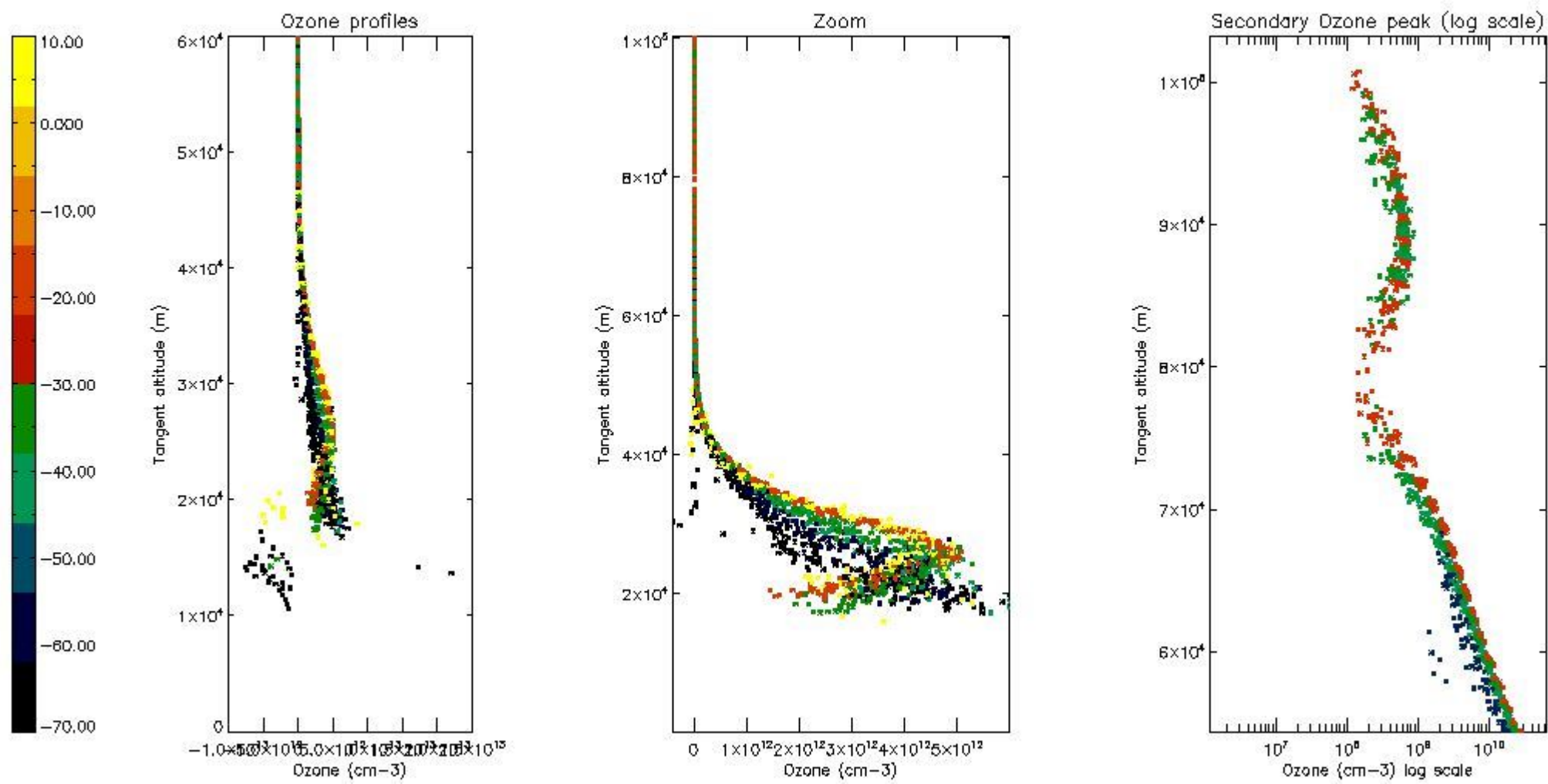
5.2 Plot ozone profiles for all STD (dark without errors)

The colorbar represents the latitude.



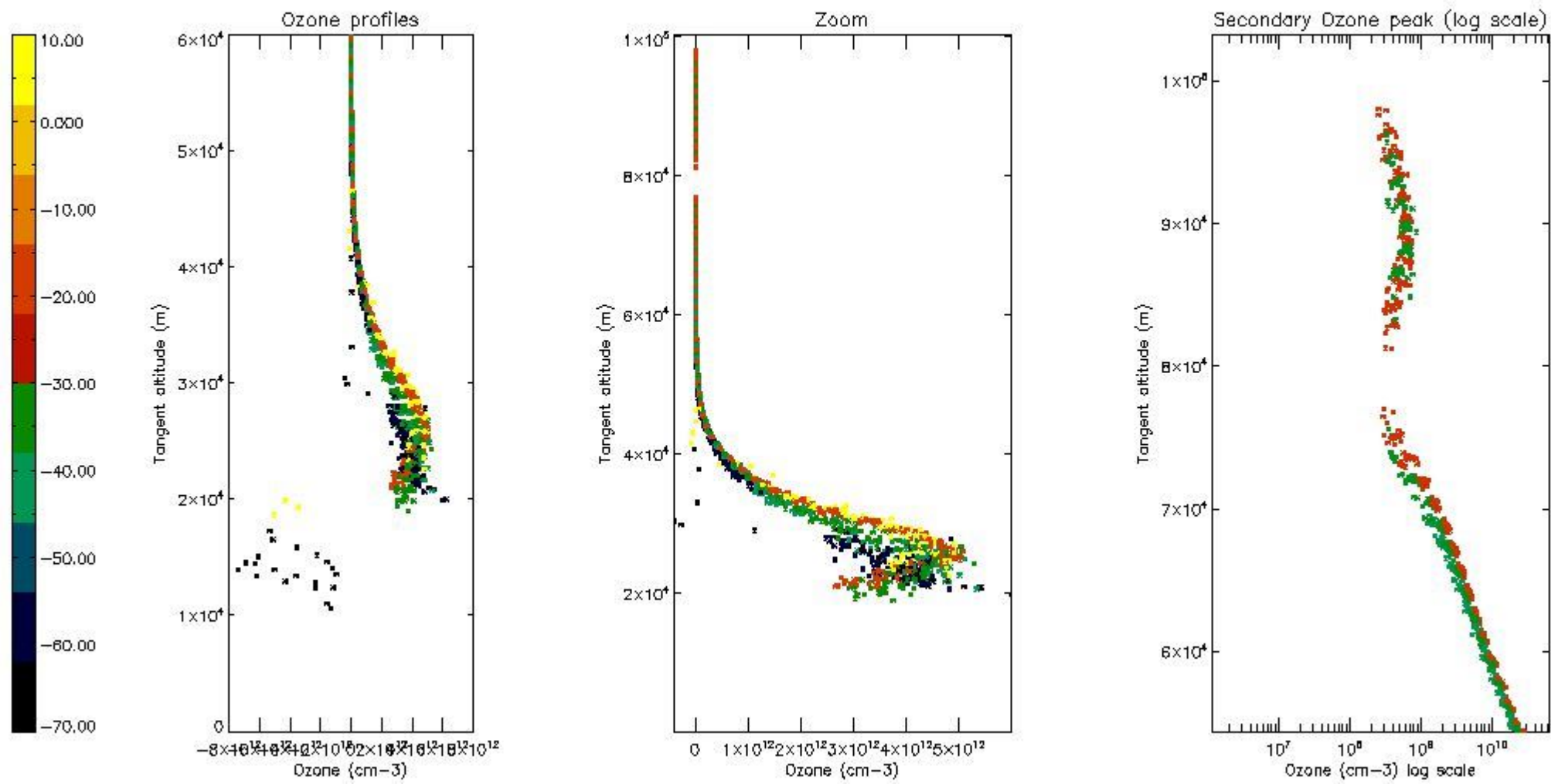
5.3 Plot ozone profiles where STD < 20% (dark without errors)

The colorbar represents the latitude.



5.4 Plot ozone profiles where  $STD < 10\%$  (dark without errors)

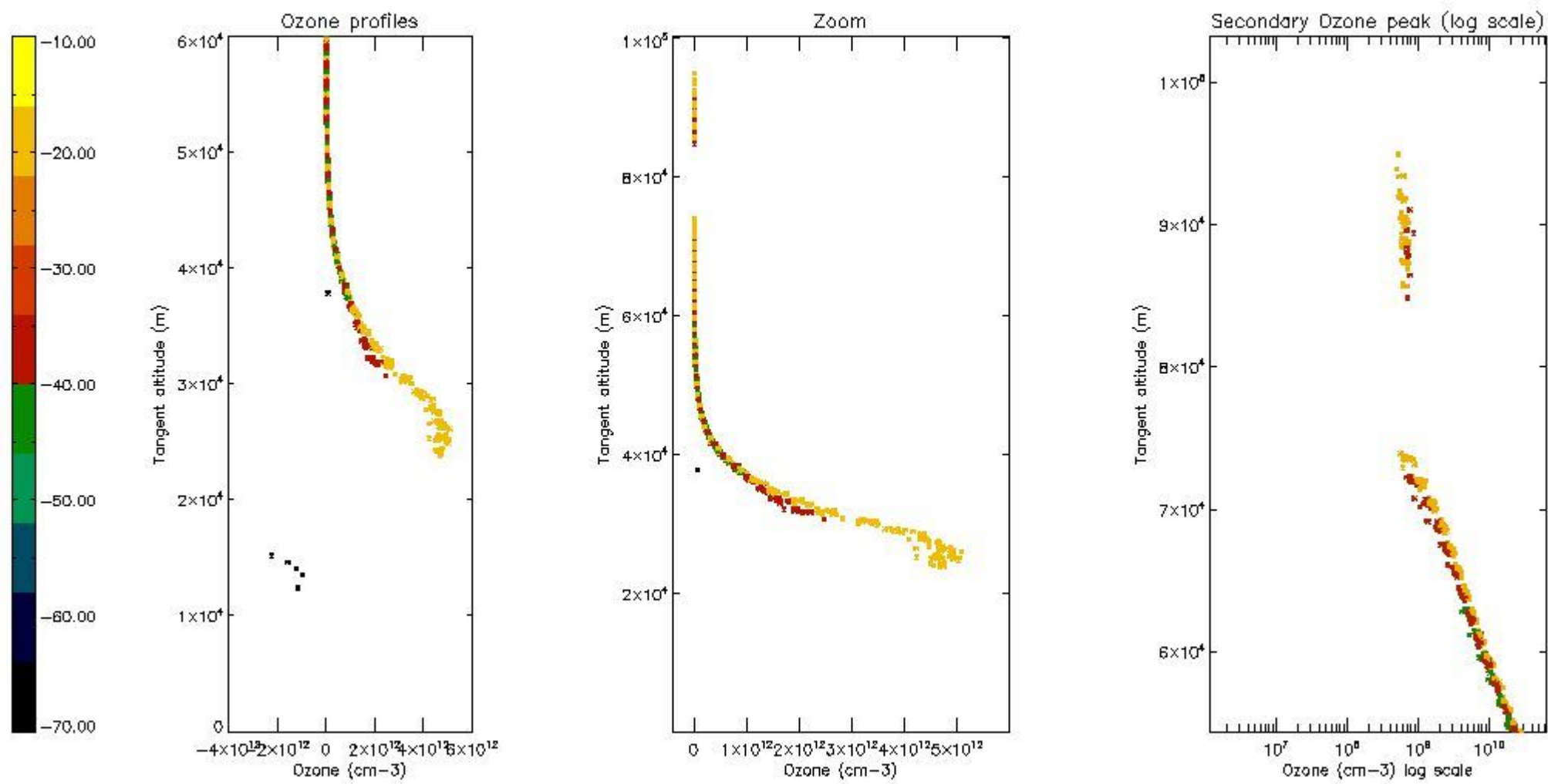
The colorbar represents the latitude.



*5.5 Plot ozone profiles where STD < 5% (dark without errors)*

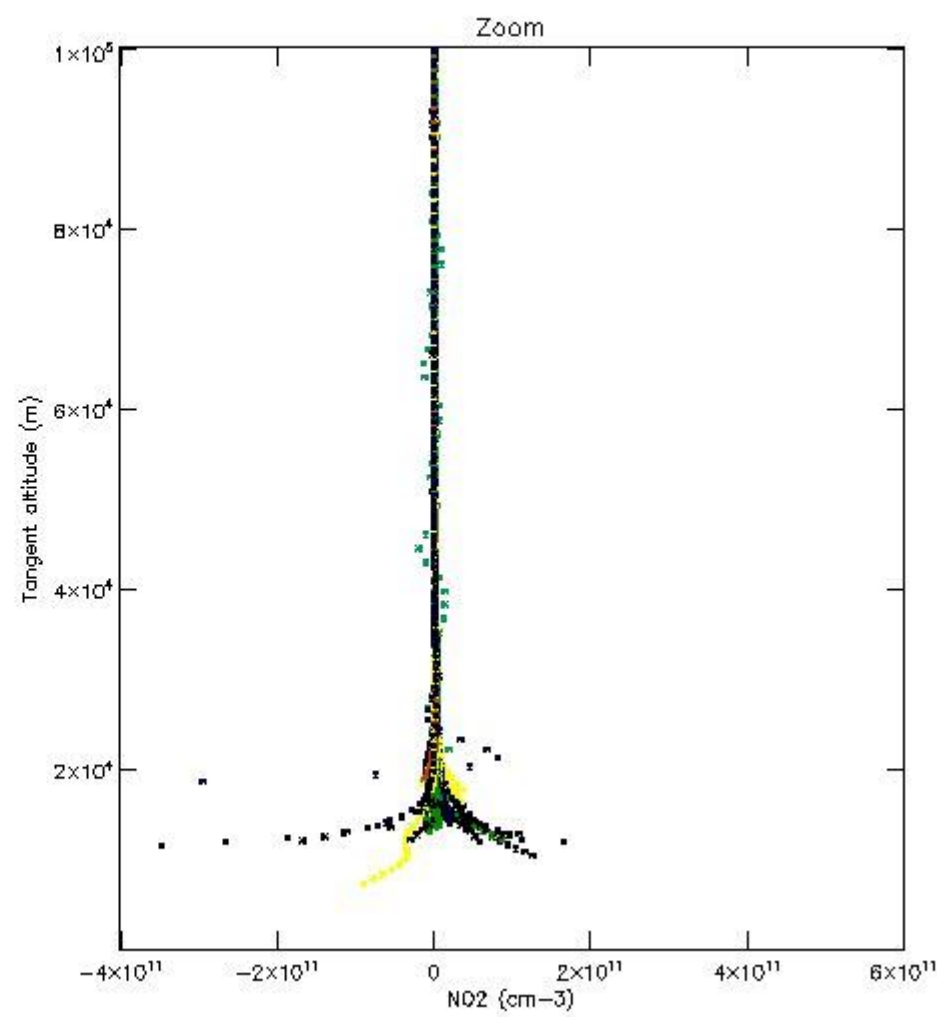
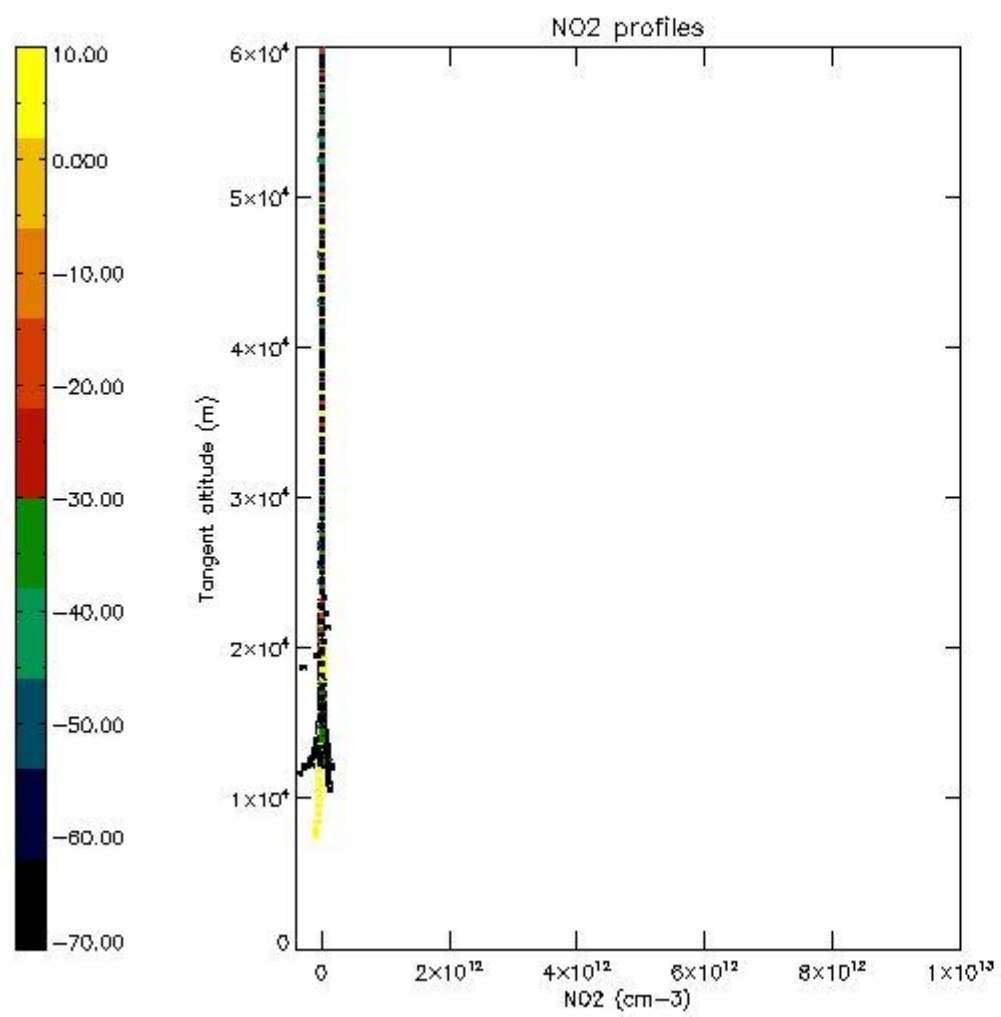
The colorbar represents the latitude.





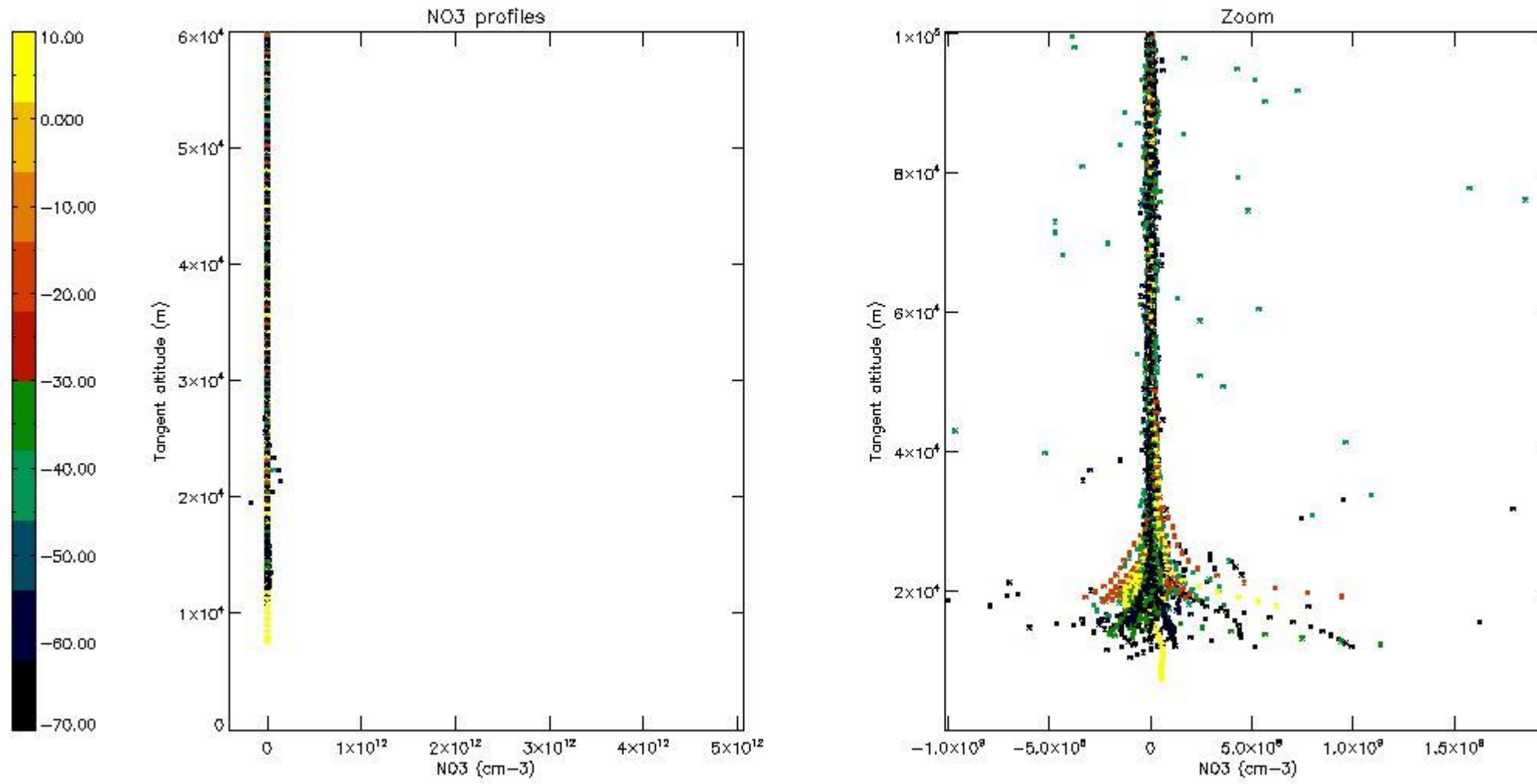
*5.6 Plot NO<sub>2</sub> profiles for all STD (dark without errors)*

The colorbar represents the latitude.



*5.7 Plot NO3 profiles for all STD (dark without errors)*

The colorbar represents the latitude.



## 6. Auxiliary Data Files used for the production reported in section 2

The number reported in the third column indicates since which file (see list in section 2) the corresponding auxiliary file has been used. The fourth column is the date of those product files.

Type	Auxiliary Filename	Used since product	Used since product date
INST_PHYS_CHARACTERISTICS	GOM_INS_AXVIEC20091111_143220_20030716_120000_20500101_000000	1	17-APR-2007 00:04:31
LEVEL-2_PROC_CONFIG	GOM_PR2_AXVIEC20091111_152718_20020301_000000_20500101_000000	1	17-APR-2007 00:04:31
CROSS_SECTIONS_FILE	GOM_CRS_AXVIEC20091111_154832_20020301_000000_20500101_000000	1	17-APR-2007 00:04:31

# GOMOS Level 2 Daily Report

## SUMMARY

### [1. General Info](#)

### [2. Summary of processed GOM\\_NL\\_2P products](#)

### [3. Level 2 Quality information per product](#)

#### [3.1 Plot of level 2 quality information per product \(time dependant\)](#)

#### [3.2 Plot of level 2 quality information per product \(world map\)](#)

### [4. Level 1 Quality information per product \(stored on level 2 products\)](#)

#### [4.1 Plot of level 1 quality information per product \(time dependant\)](#)

##### [4.1.1 Plot of level 1 quality information per product \(time dependant\): ASCENDING](#)

##### [4.1.2 Plot of level 1 quality information per product \(time dependant\): DESCENDING](#)

#### [4.2 Plot of level 1 quality information per product \(world map\)](#)

##### [4.2.1 Plot of level 1 quality information per product \(world map\): ASCENDING](#)

##### [4.2.2 Plot of level 1 quality information per product \(world map\): DESCENDING](#)

### [5. Ozone profiles based on quality statistics and other trace gas profiles](#)

#### [5.1 Ozone statistics based on quality of products](#)

#### [5.2 Plot ozone profiles for all STD \(dark without errors\)](#)

#### [5.3 Plot ozone profiles where STD < 20% \(dark without errors\)](#)

#### [5.4. Plot ozone profiles where STD < 10% \(dark without errors\)](#)

#### [5.5. Plot ozone profiles where STD < 5% \(dark without errors\)](#)

#### [5.6 Plot NO2 profiles for all STD \(dark without errors\)](#)

#### [5.7 Plot NO3 profiles for all STD \(dark without errors\)](#)

#### [5.8 Plot H2O profiles \(only for occultations of stars 1,2,3,4,13,14,16,26,63 dark without errors\) for all STD](#)

### [6. Auxiliary Data Files used for the production reported in section 2](#)

This report presents the daily analysis on parameters extracted from GOMOS level 2 data (GOM\_NL\_\_2P). It is intended to monitor some important parameters that will impact the quality of these products. A list of level 2 products (and content) that have arrived during the reporting day to the PCF is also given.

Item	Value
Time of report generation	22APR2013 18:33:01
Data source version	GOMOS/6.01
Start time of products	17-04-2007 (17APR2007 00:00:00)
Stop time of products	18-04-2007 (18APR2007 00:00:00)
Store outputs in DB	Yes
Nb of level 2 prods	300
Nb of prods with errors	0

## 2. Summary of processed GOM\_NL\_\_2P products.

Nr	Filename	UTC Start time	Limb	Duration	Star Id	Star Name	Star Mag	Star Temp	Nb Meas	Orbit	Prod. error
1	GOM_NL__2PRFIN20070417_000431_000000382057_00202_26809_0461.N1	17-APR-2007 00:04:31	Bright	38.000	89	5Alp Cep	2.4510	8000.0	76	26809	No
2	GOM_NL__2PRFIN20070417_001431_000000532057_00202_26809_0462.N1	17-APR-2007 00:14:31	Bright	52.500	164	44Eta Peg	2.9480	5400.0	105	26809	No
3	GOM_NL__2PRFIN20070417_002408_000000442057_00202_26809_0463.N1	17-APR-2007 00:24:08	Dark	44.000	162	34Alp Aqr	2.9440	5350.0	88	26809	No
4	GOM_NL__2PRFIN20070417_020444_000000452057_00203_26810_0633.N1	17-APR-2007 02:04:44	Dark	44.500	162	34Alp Aqr	2.9440	5350.0	89	26810	No
5	GOM_NL__2PRFIN20070417_020947_000000442057_00203_26810_0634.N1	17-APR-2007 02:09:47	Dark	44.000	142	49Del Cap	2.8500	8900.0	88	26810	No
6	GOM_NL__2PRFIN20070417_021502_000000382057_00203_26810_0635.N1	17-APR-2007 02:15:02	Dark	37.500	172	Gam Gru	3.0030	13100.	75	26810	No
7	GOM_NL__2PRFIN20070417_021705_000000392057_00203_26810_0636.N1	17-APR-2007 02:17:05	Dark	38.500	31	Alp Gru	1.7340	15200.	77	26810	No
8	GOM_NL__2PRFIN20070417_022205_000000402057_00204_26811_0646.N1	17-APR-2007 02:22:05	Dark	39.500	45	Alp Pav	1.9400	26000.	79	26811	No
9	GOM_NL__2PRFIN20070417_022925_000000382057_00204_26811_0647.N1	17-APR-2007 02:29:25	Dark	38.000	43	Alp TrA	1.9100	4250.0	76	26811	No
10	GOM_NL__2PRFIN20070417_023131_000000382057_00204_26811_0648.N1	17-APR-2007 02:31:31	Straylight	38.000	134	Bet TrA	2.8100	6600.0	76	26811	No
11	GOM_NL__2PRFIN20070417_023354_000000502057_00204_26811_0649.N1	17-APR-2007 02:33:54	Straylight	49.500	4	Alp1Cen	-0.010000	5800.0	99	26811	No
12	GOM_NL__2PRFIN20070417_023705_000000422057_00204_26811_0650.N1	17-APR-2007 02:37:05	Straylight	42.000	78	Alp Lup	2.3040	28000.	84	26811	No
13	GOM_NL__2PRFIN20070417_023840_000000432057_00204_26811_0651.N1	17-APR-2007 02:38:40	Straylight	42.500	81	Eta Cen	2.3560	28000.	85	26811	No
14	GOM_NL__2PRFIN20070417_024101_000000442057_00204_26811_0652.N1	17-APR-2007 02:41:01	Straylight	44.000	54	5The Cen	2.0550	4500.0	88	26811	No
15	GOM_NL__2PRFIN20070417_024607_000000412057_00204_26811_0653.N1	17-APR-2007 02:46:07	Twilight_stray	41.000	106	9Bet Crv	2.6480	5600.0	82	26811	No
16	GOM_NL__2PRFIN20070417_024757_000000392057_00204_26811_0654.N1	17-APR-2007 02:47:57	Bright	38.500	100	4Gam Crv	2.5800	13100.	77	26811	No
17	GOM_NL__2PRFIN20070417_024919_000000452057_00204_26811_0655.N1	17-APR-2007 02:49:19	Bright	45.000	15	67Alp Vir	0.97600	28000.	90	26811	No
18	GOM_NL__2PRFIN20070417_025222_000000382057_00204_26811_0656.N1	17-APR-2007 02:52:22	Bright	37.500	121	29Gam Vir	2.7400	7200.0	75	26811	No
19	GOM_NL__2PRFIN20070417_025606_000000392057_00204_26811_0657.N1	17-APR-2007 02:56:06	Bright	38.500	138	47Eps Vir	2.8280	4700.0	77	26811	No
20	GOM_NL__2PRFIN20070417_030412_000000372057_00204_26811_0658.N1	17-APR-2007 03:04:12	Bright	36.500	152	12Alp2CVn	2.8900	11000.	73	26811	No
21	GOM_NL__2PRFIN20070417_030805_000000362057_00204_26811_0659.N1	17-APR-2007 03:08:05	Bright	36.000	87	64Gam UMa	2.4330	11000.	72	26811	No
22	GOM_NL__2PRFIN20070417_030924_000000392057_00204_26811_0660.N1	17-APR-2007 03:09:24	Bright	38.500	55	79Zet UMa	2.0600	10200.	77	26811	No
23	GOM_NL__2PRFIN20070417_031535_000000402057_00204_26811_0661.N1	17-APR-2007 03:15:35	Bright	39.500	60	7Bet UMi	2.0810	3950.0	79	26811	No
24	GOM_NL__2PRFIN20070417_031828_000000362057_00204_26811_0662.N1	17-APR-2007 03:18:28	Bright	35.500	49	1Alp UMi	1.9900	6300.0	71	26811	No
25	GOM_NL__2PRFIN20070417_032542_000000392057_00204_26811_0663.N1	17-APR-2007 03:25:42	Bright	38.500	89	5Alp Cep	2.4510	8000.0	77	26811	No
26	GOM_NL__2PRFIN20070417_033543_000000372057_00204_26811_0664.N1	17-APR-2007 03:35:43	Bright	36.500	164	44Eta Peg	2.9480	5400.0	73	26811	No
27	GOM_NL__2PRFIN20070417_034520_000000462057_00204_26811_0665.N1	17-APR-2007 03:45:20	Dark	46.000	162	34Alp Aqr	2.9440	5350.0	92	26811	No
28	GOM_NL__2PRFIN20070417_035023_000000452057_00204_26811_0666.N1	17-APR-2007 03:50:23	Dark	44.500	142	49Del Cap	2.8500	8900.0	89	26811	No
29	GOM_NL__2PRFIN20070417_035539_000000392057_00204_26811_0667.N1	17-APR-2007 03:55:39	Dark	39.000	172	Gam Gru	3.0030	13100.	78	26811	No
30	GOM_NL__2PRFIN20070417_035741_000000382057_00204_26811_0668.N1	17-APR-2007 03:57:41	Dark	38.000	31	Alp Gru	1.7340	15200.	76	26811	No
31	GOM_NL__2PRFIN20070417_040241_000000392057_00205_26812_0657.N1	17-APR-2007 04:02:41	Dark	38.500	45	Alp Pav	1.9400	26000.	77	26812	No
32	GOM_NL__2PRFIN20070417_041001_000000392057_00205_26812_0658.N1	17-APR-2007 04:10:01	Dark	39.000	43	Alp TrA	1.9100	4250.0	78	26812	No
33	GOM_NL__2PRFIN20070417_041207_000000392057_00205_26812_0659.N1	17-APR-2007 04:12:07	Straylight	39.000	134	Bet TrA	2.8100	6600.0	78	26812	No
34	GOM_NL__2PRFIN20070417_041430_000000542057_00205_26812_0660.N1	17-APR-2007 04:14:30	Straylight	54.000	4	Alp1Cen	-0.010000	5800.0	108	26812	No
35	GOM_NL__2PRFIN20070417_041742_000000422057_00205_26812_0661.N1	17-APR-2007 04:17:42	Straylight	42.000	78	Alp Lup	2.3040	28000.	84	26812	No
36	GOM_NL__2PRFIN20070417_041917_000000442057_00205_26812_0662.N1	17-APR-2007 04:19:17	Straylight	43.500	81	Eta Cen	2.3560	28000.	87	26812	No
37	GOM_NL__2PRFIN20070417_042138_000000472057_00205_26812_0663.N1	17-APR-2007 04:21:38	Straylight	47.000	54	5The Cen	2.0550	4500.0	94	26812	No
38	GOM_NL__2PRFIN20070417_042643_000000442057_00205_26812_0664.N1	17-APR-2007 04:26:43	Twilight_stray	43.500	106	9Bet Crv	2.6480	5600.0	87	26812	No
39	GOM_NL__2PRFIN20070417_042833_000000372057_00205_26812_0665.N1	17-APR-2007 04:28:33	Bright	36.500	100	4Gam Crv	2.5800	13100.	73	26812	No
40	GOM_NL__2PRFIN20070417_042955_000000432057_00205_26812_0666.N1	17-APR-2007 04:29:55	Bright	43.000	15	67Alp Vir	0.97600	28000.	86	26812	No
41	GOM_NL__2PRFIN20070417_043258_000000382057_00205_26812_0667.N1	17-APR-2007 04:32:58	Bright	38.000	121	29Gam Vir	2.7400	7200.0	76	26812	No
42	GOM_NL__2PRFIN20070417_043642_000000392057_00205_26812_0668.N1	17-APR-2007 04:36:42	Bright	39.000	138	47Eps Vir	2.8280	4700.0	78	26812	No

43	GOM_NL__2PRFIN20070417_044447_000000372057_00205_26812_0669.N1	17-APR-2007 04:44:47	Bright	36.500	152	12Alp2CVn	2.8900	11000.	73	26812	No
44	GOM_NL__2PRFIN20070417_044841_000000362057_00205_26812_0670.N1	17-APR-2007 04:48:41	Bright	35.500	87	64Gam UMa	2.4330	11000.	71	26812	No
45	GOM_NL__2PRFIN20070417_045000_000000392057_00205_26812_0671.N1	17-APR-2007 04:50:00	Bright	38.500	55	79Zet UMa	2.0600	10200.	77	26812	No
46	GOM_NL__2PRFIN20070417_045611_000000392057_00205_26812_0672.N1	17-APR-2007 04:56:11	Bright	39.000	60	7Bet UMi	2.0810	3950.0	78	26812	No
47	GOM_NL__2PRFIN20070417_045905_000000352057_00205_26812_0673.N1	17-APR-2007 04:59:05	Bright	34.500	49	1Alp UMi	1.9900	6300.0	69	26812	No
48	GOM_NL__2PRFIN20070417_050618_000000382057_00205_26812_0674.N1	17-APR-2007 05:06:18	Bright	38.000	89	5Alp Cep	2.4510	8000.0	76	26812	No
49	GOM_NL__2PRFIN20070417_051619_000000362057_00205_26812_0675.N1	17-APR-2007 05:16:19	Bright	36.000	164	44Eta Peg	2.9480	5400.0	72	26812	No
50	GOM_NL__2PRFIN20070417_052557_000000472057_00205_26812_0676.N1	17-APR-2007 05:25:57	Dark	46.500	162	34Alp Aqr	2.9440	5350.0	93	26812	No
51	GOM_NL__2PRFIN20070417_053100_000000432057_00205_26812_0677.N1	17-APR-2007 05:31:00	Dark	42.500	142	49Del Cap	2.8500	8900.0	85	26812	No
52	GOM_NL__2PRFIN20070417_053616_000000422057_00205_26812_0678.N1	17-APR-2007 05:36:16	Dark	41.500	172	Gam Gru	3.0030	13100.	83	26812	No
53	GOM_NL__2PRFIN20070417_053818_000000422057_00205_26812_0679.N1	17-APR-2007 05:38:18	Dark	42.000	31	Alp Gru	1.7340	15200.	84	26812	No
54	GOM_NL__2PRFIN20070417_054318_000000402057_00206_26813_0690.N1	17-APR-2007 05:43:18	Dark	40.000	45	Alp Pav	1.9400	26000.	80	26813	No
55	GOM_NL__2PRFIN20070417_055038_000000392057_00206_26813_0691.N1	17-APR-2007 05:50:38	Dark	38.500	43	Alp TrA	1.9100	4250.0	77	26813	No
56	GOM_NL__2PRFIN20070417_055244_000000392057_00206_26813_0692.N1	17-APR-2007 05:52:44	Straylight	39.000	134	Bet TrA	2.8100	6600.0	78	26813	No
57	GOM_NL__2PRFIN20070417_055506_000000432057_00206_26813_0693.N1	17-APR-2007 05:55:06	Straylight	43.000	4	Alp1Cen	-0.010000	5800.0	86	26813	No
58	GOM_NL__2PRFIN20070417_055818_000000442057_00206_26813_0694.N1	17-APR-2007 05:58:18	Straylight	44.000	78	Alp Lup	2.3040	28000.	88	26813	No
59	GOM_NL__2PRFIN20070417_055954_000000442057_00206_26813_0695.N1	17-APR-2007 05:59:54	Straylight	44.000	81	Eta Cen	2.3560	28000.	88	26813	No
60	GOM_NL__2PRFIN20070417_060214_000000462057_00206_26813_0696.N1	17-APR-2007 06:02:14	Straylight	45.500	54	5The Cen	2.0550	4500.0	91	26813	No
61	GOM_NL__2PRFIN20070417_060720_000000412057_00206_26813_0697.N1	17-APR-2007 06:07:20	Twi_and_stray	41.000	106	9Bet Crv	2.6480	5600.0	82	26813	No
62	GOM_NL__2PRFIN20070417_060909_000000372057_00206_26813_0698.N1	17-APR-2007 06:09:09	Bright	36.500	100	4Gam Crv	2.5800	13100.	73	26813	No
63	GOM_NL__2PRFIN20070417_061031_000000412057_00206_26813_0699.N1	17-APR-2007 06:10:31	Bright	41.000	15	67Alp Vir	0.97600	28000.	82	26813	No
64	GOM_NL__2PRFIN20070417_061334_000000382057_00206_26813_0700.N1	17-APR-2007 06:13:34	Bright	38.000	121	29Gam Vir	2.7400	7200.0	76	26813	No
65	GOM_NL__2PRFIN20070417_061718_000000392057_00206_26813_0701.N1	17-APR-2007 06:17:18	Bright	38.500	138	47Eps Vir	2.8280	4700.0	77	26813	No
66	GOM_NL__2PRFIN20070417_062523_000000372057_00206_26813_0702.N1	17-APR-2007 06:25:23	Bright	37.000	152	12Alp2CVn	2.8900	11000.	74	26813	No
67	GOM_NL__2PRFIN20070417_062917_000000362057_00206_26813_0703.N1	17-APR-2007 06:29:17	Bright	35.500	87	64Gam UMa	2.4330	11000.	71	26813	No
68	GOM_NL__2PRFIN20070417_063035_000000382057_00206_26813_0704.N1	17-APR-2007 06:30:35	Bright	38.000	55	79Zet UMa	2.0600	10200.	76	26813	No
69	GOM_NL__2PRFIN20070417_063646_000000392057_00206_26813_0705.N1	17-APR-2007 06:36:46	Bright	39.000	60	7Bet UMi	2.0810	3950.0	78	26813	No
70	GOM_NL__2PRFIN20070417_063941_000000362057_00206_26813_0706.N1	17-APR-2007 06:39:41	Bright	36.000	49	1Alp UMi	1.9900	6300.0	72	26813	No
71	GOM_NL__2PRFIN20070417_064654_000000392057_00206_26813_0707.N1	17-APR-2007 06:46:54	Bright	39.000	89	5Alp Cep	2.4510	8000.0	78	26813	No
72	GOM_NL__2PRFIN20070417_065655_000000362057_00206_26813_0708.N1	17-APR-2007 06:56:55	Bright	36.000	164	44Eta Peg	2.9480	5400.0	72	26813	No
73	GOM_NL__2PRFIN20070417_070633_000000442057_00206_26813_0709.N1	17-APR-2007 07:06:33	Dark	43.500	162	34Alp Aqr	2.9440	5350.0	87	26813	No
74	GOM_NL__2PRFIN20070417_071137_000000452057_00206_26813_0710.N1	17-APR-2007 07:11:37	Dark	44.500	142	49Del Cap	2.8500	8900.0	89	26813	No
75	GOM_NL__2PRFIN20070417_071652_000000392057_00206_26813_0711.N1	17-APR-2007 07:16:52	Dark	38.500	172	Gam Gru	3.0030	13100.	77	26813	No
76	GOM_NL__2PRFIN20070417_071854_000000402057_00206_26813_0712.N1	17-APR-2007 07:18:54	Dark	40.000	31	Alp Gru	1.7340	15200.	80	26813	No
77	GOM_NL__2PRFIN20070417_072354_000000422057_00207_26814_0702.N1	17-APR-2007 07:23:54	Dark	41.500	45	Alp Pav	1.9400	26000.	83	26814	No
78	GOM_NL__2PRFIN20070417_073114_000000422057_00207_26814_0703.N1	17-APR-2007 07:31:14	Dark	41.500	43	Alp TrA	1.9100	4250.0	83	26814	No
79	GOM_NL__2PRFIN20070417_073320_000000402057_00207_26814_0704.N1	17-APR-2007 07:33:20	Straylight	39.500	134	Bet TrA	2.8100	6600.0	79	26814	No
80	GOM_NL__2PRFIN20070417_073543_000000542057_00207_26814_0705.N1	17-APR-2007 07:35:43	Straylight	54.000	4	Alp1Cen	-0.010000	5800.0	108	26814	No
81	GOM_NL__2PRFIN20070417_073855_000000432057_00207_26814_0706.N1	17-APR-2007 07:38:55	Straylight	42.500	78	Alp Lup	2.3040	28000.	85	26814	No
82	GOM_NL__2PRFIN20070417_074030_000000452057_00207_26814_0707.N1	17-APR-2007 07:40:30	Straylight	44.500	81	Eta Cen	2.3560	28000.	89	26814	No
83	GOM_NL__2PRFIN20070417_074251_000000442057_00207_26814_0708.N1	17-APR-2007 07:42:51	Straylight	43.500	54	5The Cen	2.0550	4500.0	87	26814	No
84	GOM_NL__2PRFIN20070417_074756_000000412057_00207_26814_0709.N1	17-APR-2007 07:47:56	Twi_and_stray	41.000	106	9Bet Crv	2.6480	5600.0	82	26814	No
85	GOM_NL__2PRFIN20070417_074945_000000372057_00207_26814_0710.N1	17-APR-2007 07:49:45	Bright	37.000	100	4Gam Crv	2.5800	13100.	74	26814	No
86	GOM_NL__2PRFIN20070417_075107_000000432057_00207_26814_0711.N1	17-APR-2007 07:51:07	Bright	43.000	15	67Alp Vir	0.97600	28000.	86	26814	No
87	GOM_NL__2PRFIN20070417_075410_000000382057_00207_26814_0712.N1	17-APR-2007 07:54:10	Bright	37.500	121	29Gam Vir	2.7400	7200.0	75	26814	No
88	GOM_NL__2PRFIN20070417_075754_000000402057_00207_26814_0713.N1	17-APR-2007 07:57:54	Bright	39.500	138	47Eps Vir	2.8280	4700.0	79	26814	No
89	GOM_NL__2PRFIN20070417_080559_000000382057_00207_26814_0714.N1	17-APR-2007 08:05:59	Bright	37.500	152	12Alp2CVn	2.8900	11000.	75	26814	No
90	GOM_NL__2PRFIN20070417_080954_000000342057_00207_26814_0715.N1	17-APR-2007 08:09:54	Bright	34.000	87	64Gam UMa	2.4330	11000.	68	26814	No
91	GOM_NL__2PRFIN20070417_081111_000000392057_00207_26814_0716.N1	17-APR-2007 08:11:11	Bright	39.000	55	79Zet UMa	2.0600	10200.	78	26814	No
92	GOM_NL__2PRFIN20070417_081722_000000372057_00207_26814_0717.N1	17-APR-2007 08:17:22	Bright	37.000	60	7Bet UMi	2.0810	3950.0	74	26814	No
93	GOM_NL__2PRFIN20070417_082017_000000332057_00207_26814_0718.N1	17-APR-2007 08:20:17	Bright	33.000	49	1Alp UMi	1.9900	6300.0	66	26814	No
94	GOM_NL__2PRFIN20070417_082730_000000452057_00207_26814_0719.N1	17-APR-2007 08:27:30	Bright	45.000	89	5Alp Cep	2.4510	8000.0	90	26814	No
95	GOM_NL__2PRFIN20070417_083731_000000372057_00207_26814_0720.N1	17-APR-2007 08:37:31	Bright	36.500	164	44Eta Peg	2.9480	5400.0	73	26814	No
96	GOM_NL__2PRFIN20070417_084710_000000452057_00207_26814_0721.N1	17-APR-2007 08:47:10	Dark	44.500	162	34Alp Aqr	2.9440	5350.0	89	26814	No
97	GOM_NL__2PRFIN20070417_085213_000000442057_00207_26814_0722.N1	17-APR-2007 08:52:13	Dark	44.000	142	49Del Cap	2.8500	8900.0	88	26814	No
98	GOM_NL__2PRFIN20070417_085729_000000392057_00207_26814_0723.N1	17-APR-2007 08:57:29	Dark	38.500	172	Gam Gru	3.0030	13100.	77	26814	No
99	GOM_NL__2PRFIN20070417_085930_000000402057_00207_26814_0724.N1	17-APR-2007 08:59:30	Dark	40.000	31	Alp Gru	1.7340	15200.	80	26814	No
100	GOM_NL__2PRFIN20070417_090431_000000412057_00208_26815_0717.N1	17-APR-2007 09:04:31	Dark	40.500	45	Alp Pav	1.9400	26000.	81	26815	No
101	GOM_NL__2PRFIN20070417_091150_000000412057_00208_26815_0718.N1	17-APR-2007 09:11:50	Dark	40.500	43	Alp TrA	1.9100	4250.0	81	26815	No

102	GOM_NL__2PRFIN20070417_091357_000000402057_00208_26815_0719.N1	17-APR-2007 09:13:57	Straylight	40.000	134	Bet TrA	2.8100	6600.0	80	26815	No
103	GOM_NL__2PRFIN20070417_091619_000000452057_00208_26815_0720.N1	17-APR-2007 09:16:19	Straylight	44.500	4	Alp1Cen	-0.010000	5800.0	89	26815	No
104	GOM_NL__2PRFIN20070417_091931_000000422057_00208_26815_0721.N1	17-APR-2007 09:19:31	Straylight	41.500	78	Alp Lup	2.3040	28000.	83	26815	No
105	GOM_NL__2PRFIN20070417_092106_000000432057_00208_26815_0722.N1	17-APR-2007 09:21:06	Straylight	43.000	81	Eta Cen	2.3560	28000.	86	26815	No
106	GOM_NL__2PRFIN20070417_092327_000000452057_00208_26815_0723.N1	17-APR-2007 09:23:27	Straylight	45.000	54	5The Cen	2.0550	4500.0	90	26815	No
107	GOM_NL__2PRFIN20070417_092832_000000412057_00208_26815_0724.N1	17-APR-2007 09:28:32	Twi_and_stray	41.000	106	9Bet Crv	2.6480	5600.0	82	26815	No
108	GOM_NL__2PRFIN20070417_093021_000000372057_00208_26815_0725.N1	17-APR-2007 09:30:21	Bright	37.000	100	4Gam Crv	2.5800	13100.	74	26815	No
109	GOM_NL__2PRFIN20070417_093143_000000442057_00208_26815_0726.N1	17-APR-2007 09:31:43	Bright	44.000	15	67Alp Vir	0.97600	28000.	88	26815	No
110	GOM_NL__2PRFIN20070417_093446_000000372057_00208_26815_0727.N1	17-APR-2007 09:34:46	Bright	36.500	121	29Gam Vir	2.7400	7200.0	73	26815	No
111	GOM_NL__2PRFIN20070417_093830_000000402057_00208_26815_0728.N1	17-APR-2007 09:38:30	Bright	39.500	138	47Eps Vir	2.8280	4700.0	79	26815	No
112	GOM_NL__2PRFIN20070417_094634_000000392057_00208_26815_0729.N1	17-APR-2007 09:46:34	Bright	38.500	152	12Alp2CVn	2.8900	11000.	77	26815	No
113	GOM_NL__2PRFIN20070417_095029_000000372057_00208_26815_0730.N1	17-APR-2007 09:50:29	Bright	36.500	87	64Gam UMa	2.4330	11000.	73	26815	No
114	GOM_NL__2PRFIN20070417_095147_000000382057_00208_26815_0731.N1	17-APR-2007 09:51:47	Bright	38.000	55	79Zet UMa	2.0600	10200.	76	26815	No
115	GOM_NL__2PRFIN20070417_095758_000000402057_00208_26815_0732.N1	17-APR-2007 09:57:58	Bright	39.500	60	7Bet UMi	2.0810	3950.0	79	26815	No
116	GOM_NL__2PRFIN20070417_100052_000000362057_00208_26815_0733.N1	17-APR-2007 10:00:52	Bright	35.500	49	1Alp UMi	1.9900	6300.0	71	26815	No
117	GOM_NL__2PRFIN20070417_100805_000000392057_00208_26815_0734.N1	17-APR-2007 10:08:05	Bright	38.500	89	5Alp Cep	2.4510	8000.0	77	26815	No
118	GOM_NL__2PRFIN20070417_101807_000000382057_00208_26815_0735.N1	17-APR-2007 10:18:07	Bright	38.000	164	44Eta Peg	2.9480	5400.0	76	26815	No
119	GOM_NL__2PRFIN20070417_102746_000000482057_00208_26815_0736.N1	17-APR-2007 10:27:46	Dark	48.000	162	34Alp Aqr	2.9440	5350.0	96	26815	No
120	GOM_NL__2PRFIN20070417_103250_000000452057_00208_26815_0737.N1	17-APR-2007 10:32:50	Dark	44.500	142	49Del Cap	2.8500	8900.0	89	26815	No
121	GOM_NL__2PRFIN20070417_103805_000000392057_00208_26815_0738.N1	17-APR-2007 10:38:05	Dark	38.500	172	Gam Gru	3.0030	13100.	77	26815	No
122	GOM_NL__2PRFIN20070417_104006_000000422057_00208_26815_0739.N1	17-APR-2007 10:40:06	Dark	41.500	31	Alp Gru	1.7340	15200.	83	26815	No
123	GOM_NL__2PRFIN20070417_104507_000000402057_00209_26816_0734.N1	17-APR-2007 10:45:07	Dark	39.500	45	Alp Pav	1.9400	26000.	79	26816	No
124	GOM_NL__2PRFIN20070417_105227_000000402057_00209_26816_0735.N1	17-APR-2007 10:52:27	Dark	39.500	43	Alp TrA	1.9100	4250.0	79	26816	No
125	GOM_NL__2PRFIN20070417_105433_000000402057_00209_26816_0736.N1	17-APR-2007 10:54:33	Straylight	39.500	134	Bet TrA	2.8100	6600.0	79	26816	No
126	GOM_NL__2PRFIN20070417_105655_000000442057_00209_26816_0737.N1	17-APR-2007 10:56:55	Straylight	43.500	4	Alp1Cen	-0.010000	5800.0	87	26816	No
127	GOM_NL__2PRFIN20070417_110007_000000422057_00209_26816_0738.N1	17-APR-2007 11:00:07	Straylight	41.500	78	Alp Lup	2.3040	28000.	83	26816	No
128	GOM_NL__2PRFIN20070417_110143_000000412057_00209_26816_0739.N1	17-APR-2007 11:01:43	Straylight	41.000	81	Eta Cen	2.3560	28000.	82	26816	No
129	GOM_NL__2PRFIN20070417_110403_000000472057_00209_26816_0740.N1	17-APR-2007 11:04:03	Straylight	47.000	54	5The Cen	2.0550	4500.0	94	26816	No
130	GOM_NL__2PRFIN20070417_110908_000000422057_00209_26816_0741.N1	17-APR-2007 11:09:08	Twi_and_stray	42.000	106	9Bet Crv	2.6480	5600.0	84	26816	No
131	GOM_NL__2PRFIN20070417_111057_000000362057_00209_26816_0742.N1	17-APR-2007 11:10:57	Bright	35.500	100	4Gam Crv	2.5800	13100.	71	26816	No
132	GOM_NL__2PRFIN20070417_111219_000000432057_00209_26816_0743.N1	17-APR-2007 11:12:19	Bright	42.500	15	67Alp Vir	0.97600	28000.	85	26816	No
133	GOM_NL__2PRFIN20070417_111522_000000382057_00209_26816_0744.N1	17-APR-2007 11:15:22	Bright	38.000	121	29Gam Vir	2.7400	7200.0	76	26816	No
134	GOM_NL__2PRFIN20070417_111906_000000382057_00209_26816_0745.N1	17-APR-2007 11:19:06	Bright	37.500	138	47Eps Vir	2.8280	4700.0	75	26816	No
135	GOM_NL__2PRFIN20070417_112710_000000372057_00209_26816_0746.N1	17-APR-2007 11:27:10	Bright	37.000	152	12Alp2CVn	2.8900	11000.	74	26816	No
136	GOM_NL__2PRFIN20070417_113105_000000352057_00209_26816_0747.N1	17-APR-2007 11:31:05	Bright	35.000	87	64Gam UMa	2.4330	11000.	70	26816	No
137	GOM_NL__2PRFIN20070417_113222_000000572057_00209_26816_0748.N1	17-APR-2007 11:32:22	Bright	57.000	55	79Zet UMa	2.0600	10200.	114	26816	No
138	GOM_NL__2PRFIN20070417_113833_000000392057_00209_26816_0749.N1	17-APR-2007 11:38:33	Bright	39.000	60	7Bet UMi	2.0810	3950.0	78	26816	No
139	GOM_NL__2PRFIN20070417_114128_000000362057_00209_26816_0750.N1	17-APR-2007 11:41:28	Bright	35.500	49	1Alp UMi	1.9900	6300.0	71	26816	No
140	GOM_NL__2PRFIN20070417_114841_000000392057_00209_26816_0751.N1	17-APR-2007 11:48:41	Bright	39.000	89	5Alp Cep	2.4510	8000.0	78	26816	No
141	GOM_NL__2PRFIN20070417_115843_000000372057_00209_26816_0752.N1	17-APR-2007 11:58:43	Bright	37.000	164	44Eta Peg	2.9480	5400.0	74	26816	No
142	GOM_NL__2PRFIN20070417_120822_000000462057_00209_26816_0753.N1	17-APR-2007 12:08:22	Dark	46.000	162	34Alp Aqr	2.9440	5350.0	92	26816	No
143	GOM_NL__2PRFIN20070417_121326_000000452057_00209_26816_0754.N1	17-APR-2007 12:13:26	Dark	45.000	142	49Del Cap	2.8500	8900.0	90	26816	No
144	GOM_NL__2PRFIN20070417_121841_000000402057_00209_26816_0755.N1	17-APR-2007 12:18:41	Dark	40.000	172	Gam Gru	3.0030	13100.	80	26816	No
145	GOM_NL__2PRFIN20070417_122043_000000432057_00209_26816_0756.N1	17-APR-2007 12:20:43	Dark	43.000	31	Alp Gru	1.7340	15200.	86	26816	No
146	GOM_NL__2PRFIN20070417_122544_000000392057_00210_26817_0755.N1	17-APR-2007 12:25:44	Dark	39.000	45	Alp Pav	1.9400	26000.	78	26817	No
147	GOM_NL__2PRFIN20070417_123303_000000392057_00210_26817_0756.N1	17-APR-2007 12:33:03	Dark	38.500	43	Alp TrA	1.9100	4250.0	77	26817	No
148	GOM_NL__2PRFIN20070417_123509_000000382057_00210_26817_0757.N1	17-APR-2007 12:35:09	Straylight	37.500	134	Bet TrA	2.8100	6600.0	75	26817	No
149	GOM_NL__2PRFIN20070417_123732_000000412057_00210_26817_0758.N1	17-APR-2007 12:37:32	Straylight	40.500	4	Alp1Cen	-0.010000	5800.0	81	26817	No
150	GOM_NL__2PRFIN20070417_124044_000000412057_00210_26817_0759.N1	17-APR-2007 12:40:44	Straylight	41.000	78	Alp Lup	2.3040	28000.	82	26817	No
151	GOM_NL__2PRFIN20070417_124219_000000412057_00210_26817_0760.N1	17-APR-2007 12:42:19	Straylight	40.500	81	Eta Cen	2.3560	28000.	81	26817	No
152	GOM_NL__2PRFIN20070417_124439_000000482057_00210_26817_0761.N1	17-APR-2007 12:44:39	Straylight	47.500	54	5The Cen	2.0550	4500.0	95	26817	No
153	GOM_NL__2PRFIN20070417_124944_000000412057_00210_26817_0762.N1	17-APR-2007 12:49:44	Twi_and_stray	40.500	106	9Bet Crv	2.6480	5600.0	81	26817	No
154	GOM_NL__2PRFIN20070417_125133_000000372057_00210_26817_0763.N1	17-APR-2007 12:51:33	Bright	36.500	100	4Gam Crv	2.5800	13100.	73	26817	No
155	GOM_NL__2PRFIN20070417_125255_000000432057_00210_26817_0764.N1	17-APR-2007 12:52:55	Bright	42.500	15	67Alp Vir	0.97600	28000.	85	26817	No
156	GOM_NL__2PRFIN20070417_125558_000000382057_00210_26817_0765.N1	17-APR-2007 12:55:58	Bright	37.500	121	29Gam Vir	2.7400	7200.0	75	26817	No
157	GOM_NL__2PRFIN20070417_125942_000000382057_00210_26817_0766.N1	17-APR-2007 12:59:42	Bright	37.500	138	47Eps Vir	2.8280	4700.0	75	26817	No
158	GOM_NL__2PRFIN20070417_130746_000000372057_00210_26817_0767.N1	17-APR-2007 13:07:46	Bright	37.000	152	12Alp2CVn	2.8900	11000.	74	26817	No
159	GOM_NL__2PRFIN20070417_131141_000000342057_00210_26817_0768.N1	17-APR-2007 13:11:41	Bright	33.500	87	64Gam UMa	2.4330	11000.	67	26817	No
160	GOM_NL__2PRFIN20070417_131258_000000532057_00210_26817_0769.N1	17-APR-2007 13:12:58	Bright	52.500	55	79Zet UMa	2.0600	10200.	105	26817	No

161	GOM_NL__2PRFIN20070417_131909_000000392057_00210_26817_0770.N1	17-APR-2007 13:19:09	Bright	38.500	60	7Bet UMi	2.0810	3950.0	77	26817	No
162	GOM_NL__2PRFIN20070417_132204_000000352057_00210_26817_0771.N1	17-APR-2007 13:22:04	Bright	34.500	49	1Alp UMi	1.9900	6300.0	69	26817	No
163	GOM_NL__2PRFIN20070417_132917_000000392057_00210_26817_0772.N1	17-APR-2007 13:29:17	Bright	39.000	89	5Alp Cep	2.4510	8000.0	78	26817	No
164	GOM_NL__2PRFIN20070417_133919_000000372057_00210_26817_0773.N1	17-APR-2007 13:39:19	Bright	36.500	164	44Eta Peg	2.9480	5400.0	73	26817	No
165	GOM_NL__2PRFIN20070417_134859_000000462057_00210_26817_0774.N1	17-APR-2007 13:48:59	Dark	46.000	162	34Alp Aqr	2.9440	5350.0	92	26817	No
166	GOM_NL__2PRFIN20070417_135403_000000442057_00210_26817_0775.N1	17-APR-2007 13:54:03	Dark	43.500	142	49Del Cap	2.8500	8900.0	87	26817	No
167	GOM_NL__2PRFIN20070417_135918_000000392057_00210_26817_0776.N1	17-APR-2007 13:59:18	Dark	39.000	172	Gam Gru	3.0030	13100.	78	26817	No
168	GOM_NL__2PRFIN20070417_140119_000000402057_00210_26817_0777.N1	17-APR-2007 14:01:19	Dark	39.500	31	Alp Gru	1.7340	15200.	79	26817	No
169	GOM_NL__2PRFIN20070417_140620_000000402057_00211_26818_0785.N1	17-APR-2007 14:06:20	Dark	39.500	45	Alp Pav	1.9400	26000.	79	26818	No
170	GOM_NL__2PRFIN20070417_141339_000000402057_00211_26818_0786.N1	17-APR-2007 14:13:39	Dark	39.500	43	Alp TrA	1.9100	4250.0	79	26818	No
171	GOM_NL__2PRFIN20070417_141546_000000392057_00211_26818_0787.N1	17-APR-2007 14:15:46	Straylight	38.500	134	Bet TrA	2.8100	6600.0	77	26818	No
172	GOM_NL__2PRFIN20070417_141808_000000412057_00211_26818_0788.N1	17-APR-2007 14:18:08	Straylight	41.000	4	Alp1Cen	-0.010000	5800.0	82	26818	No
173	GOM_NL__2PRFIN20070417_142120_000000422057_00211_26818_0789.N1	17-APR-2007 14:21:20	Straylight	41.500	78	Alp Lup	2.3040	28000.	83	26818	No
174	GOM_NL__2PRFIN20070417_142255_000000442057_00211_26818_0790.N1	17-APR-2007 14:22:55	Straylight	44.000	81	Eta Cen	2.3560	28000.	88	26818	No
175	GOM_NL__2PRFIN20070417_142516_000000442057_00211_26818_0791.N1	17-APR-2007 14:25:16	Straylight	44.000	54	5The Cen	2.0550	4500.0	88	26818	No
176	GOM_NL__2PRFIN20070417_143020_000000422057_00211_26818_0792.N1	17-APR-2007 14:30:20	Twi_and_stray	41.500	106	9Bet Crv	2.6480	5600.0	83	26818	No
177	GOM_NL__2PRFIN20070417_143210_000000372057_00211_26818_0793.N1	17-APR-2007 14:32:10	Bright	36.500	100	4Gam Crv	2.5800	13100.	73	26818	No
178	GOM_NL__2PRFIN20070417_143331_000000412057_00211_26818_0794.N1	17-APR-2007 14:33:31	Bright	40.500	15	67Alp Vir	0.97600	28000.	81	26818	No
179	GOM_NL__2PRFIN20070417_143634_000000372057_00211_26818_0795.N1	17-APR-2007 14:36:34	Bright	37.000	121	29Gam Vir	2.7400	7200.0	74	26818	No
180	GOM_NL__2PRFIN20070417_144017_000000382057_00211_26818_0796.N1	17-APR-2007 14:40:17	Bright	37.500	138	47Eps Vir	2.8280	4700.0	75	26818	No
181	GOM_NL__2PRFIN20070417_144821_000000362057_00211_26818_0797.N1	17-APR-2007 14:48:21	Bright	36.000	152	12Alp2CVn	2.8900	11000.	72	26818	No
182	GOM_NL__2PRFIN20070417_145945_000000372057_00211_26818_0798.N1	17-APR-2007 14:59:45	Bright	36.500	60	7Bet UMi	2.0810	3950.0	73	26818	No
183	GOM_NL__2PRFIN20070417_150240_000000332057_00211_26818_0799.N1	17-APR-2007 15:02:40	Bright	32.500	49	1Alp UMi	1.9900	6300.0	65	26818	No
184	GOM_NL__2PRFIN20070417_150953_000000582057_00211_26818_0800.N1	17-APR-2007 15:09:53	Bright	58.000	89	5Alp Cep	2.4510	8000.0	116	26818	No
185	GOM_NL__2PRFIN20070417_151956_000000542057_00211_26818_0801.N1	17-APR-2007 15:19:56	Bright	54.000	164	44Eta Peg	2.9480	5400.0	108	26818	No
186	GOM_NL__2PRFIN20070417_152935_000000442057_00211_26818_0802.N1	17-APR-2007 15:29:35	Dark	44.000	162	34Alp Aqr	2.9440	5350.0	88	26818	No
187	GOM_NL__2PRFIN20070417_153439_000000452057_00211_26818_0803.N1	17-APR-2007 15:34:39	Dark	44.500	142	49Del Cap	2.8500	8900.0	89	26818	No
188	GOM_NL__2PRFIN20070417_153954_000000372057_00211_26818_0804.N1	17-APR-2007 15:39:54	Dark	37.000	172	Gam Gru	3.0030	13100.	74	26818	No
189	GOM_NL__2PRFIN20070417_154155_000000412057_00211_26818_0805.N1	17-APR-2007 15:41:55	Dark	40.500	31	Alp Gru	1.7340	15200.	81	26818	No
190	GOM_NL__2PRFIN20070417_154657_000000402057_00212_26819_0801.N1	17-APR-2007 15:46:57	Dark	39.500	45	Alp Pav	1.9400	26000.	79	26819	No
191	GOM_NL__2PRFIN20070417_155416_000000392057_00212_26819_0802.N1	17-APR-2007 15:54:16	Dark	38.500	43	Alp TrA	1.9100	4250.0	77	26819	No
192	GOM_NL__2PRFIN20070417_155622_000000402057_00212_26819_0803.N1	17-APR-2007 15:56:22	Straylight	39.500	134	Bet TrA	2.8100	6600.0	79	26819	No
193	GOM_NL__2PRFIN20070417_155844_000000472057_00212_26819_0804.N1	17-APR-2007 15:58:44	Straylight	46.500	4	Alp1Cen	-0.010000	5800.0	93	26819	No
194	GOM_NL__2PRFIN20070417_160156_000000432057_00212_26819_0805.N1	17-APR-2007 16:01:56	Straylight	43.000	78	Alp Lup	2.3040	28000.	86	26819	No
195	GOM_NL__2PRFIN20070417_160332_000000432057_00212_26819_0806.N1	17-APR-2007 16:03:32	Straylight	43.000	81	Eta Cen	2.3560	28000.	86	26819	No
196	GOM_NL__2PRFIN20070417_160552_000000472057_00212_26819_0807.N1	17-APR-2007 16:05:52	Straylight	46.500	54	5The Cen	2.0550	4500.0	93	26819	No
197	GOM_NL__2PRFIN20070417_161056_000000422057_00212_26819_0808.N1	17-APR-2007 16:10:56	Twi_and_stray	41.500	106	9Bet Crv	2.6480	5600.0	83	26819	No
198	GOM_NL__2PRFIN20070417_161246_000000362057_00212_26819_0809.N1	17-APR-2007 16:12:46	Bright	36.000	100	4Gam Crv	2.5800	13100.	72	26819	No
199	GOM_NL__2PRFIN20070417_161407_000000412057_00212_26819_0810.N1	17-APR-2007 16:14:07	Bright	41.000	15	67Alp Vir	0.97600	28000.	82	26819	No
200	GOM_NL__2PRFIN20070417_161710_000000372057_00212_26819_0811.N1	17-APR-2007 16:17:10	Bright	37.000	121	29Gam Vir	2.7400	7200.0	74	26819	No
201	GOM_NL__2PRFIN20070417_162053_000000392057_00212_26819_0812.N1	17-APR-2007 16:20:53	Bright	38.500	138	47Eps Vir	2.8280	4700.0	77	26819	No
202	GOM_NL__2PRFIN20070417_162857_000000372057_00212_26819_0813.N1	17-APR-2007 16:28:57	Bright	36.500	152	12Alp2CVn	2.8900	11000.	73	26819	No
203	GOM_NL__2PRFIN20070417_164020_000000372057_00212_26819_0814.N1	17-APR-2007 16:40:20	Bright	37.000	60	7Bet UMi	2.0810	3950.0	74	26819	No
204	GOM_NL__2PRFIN20070417_164316_000000362057_00212_26819_0815.N1	17-APR-2007 16:43:16	Bright	36.000	49	1Alp UMi	1.9900	6300.0	72	26819	No
205	GOM_NL__2PRFIN20070417_165028_000000582057_00212_26819_0816.N1	17-APR-2007 16:50:28	Bright	58.000	89	5Alp Cep	2.4510	8000.0	116	26819	No
206	GOM_NL__2PRFIN20070417_170031_000000382057_00212_26819_0817.N1	17-APR-2007 17:00:31	Bright	37.500	164	44Eta Peg	2.9480	5400.0	75	26819	No
207	GOM_NL__2PRFIN20070417_171012_000000462057_00212_26819_0818.N1	17-APR-2007 17:10:12	Dark	46.000	162	34Alp Aqr	2.9440	5350.0	92	26819	No
208	GOM_NL__2PRFIN20070417_171516_000000442057_00212_26819_0819.N1	17-APR-2007 17:15:16	Dark	44.000	142	49Del Cap	2.8500	8900.0	88	26819	No
209	GOM_NL__2PRFIN20070417_172031_000000402057_00212_26819_0820.N1	17-APR-2007 17:20:31	Dark	39.500	172	Gam Gru	3.0030	13100.	79	26819	No
210	GOM_NL__2PRFIN20070417_172232_000000402057_00212_26819_0821.N1	17-APR-2007 17:22:32	Dark	39.500	31	Alp Gru	1.7340	15200.	79	26819	No
211	GOM_NL__2PRFIN20070417_172733_000000402057_00213_26820_0817.N1	17-APR-2007 17:27:33	Dark	39.500	45	Alp Pav	1.9400	26000.	79	26820	No
212	GOM_NL__2PRFIN20070417_173452_000000482057_00213_26820_0818.N1	17-APR-2007 17:34:52	Dark	48.000	43	Alp TrA	1.9100	4250.0	96	26820	No
213	GOM_NL__2PRFIN20070417_173658_000000382057_00213_26820_0819.N1	17-APR-2007 17:36:58	Straylight	38.000	134	Bet TrA	2.8100	6600.0	76	26820	No
214	GOM_NL__2PRFIN20070417_173920_000000512057_00213_26820_0820.N1	17-APR-2007 17:39:20	Straylight	50.500	4	Alp1Cen	-0.010000	5800.0	101	26820	No
215	GOM_NL__2PRFIN20070417_174233_000000402057_00213_26820_0821.N1	17-APR-2007 17:42:33	Straylight	40.000	78	Alp Lup	2.3040	28000.	80	26820	No
216	GOM_NL__2PRFIN20070417_174408_000000412057_00213_26820_0822.N1	17-APR-2007 17:44:08	Straylight	41.000	81	Eta Cen	2.3560	28000.	82	26820	No
217	GOM_NL__2PRFIN20070417_174628_000000462057_00213_26820_0823.N1	17-APR-2007 17:46:28	Straylight	45.500	54	5The Cen	2.0550	4500.0	91	26820	No
218	GOM_NL__2PRFIN20070417_175132_000000412057_00213_26820_0824.N1	17-APR-2007 17:51:32	Twi_and_stray	41.000	106	9Bet Crv	2.6480	5600.0	82	26820	No
219	GOM_NL__2PRFIN20070417_175322_000000372057_00213_26820_0825.N1	17-APR-2007 17:53:22	Bright	36.500	100	4Gam Crv	2.5800	13100.	73	26820	No



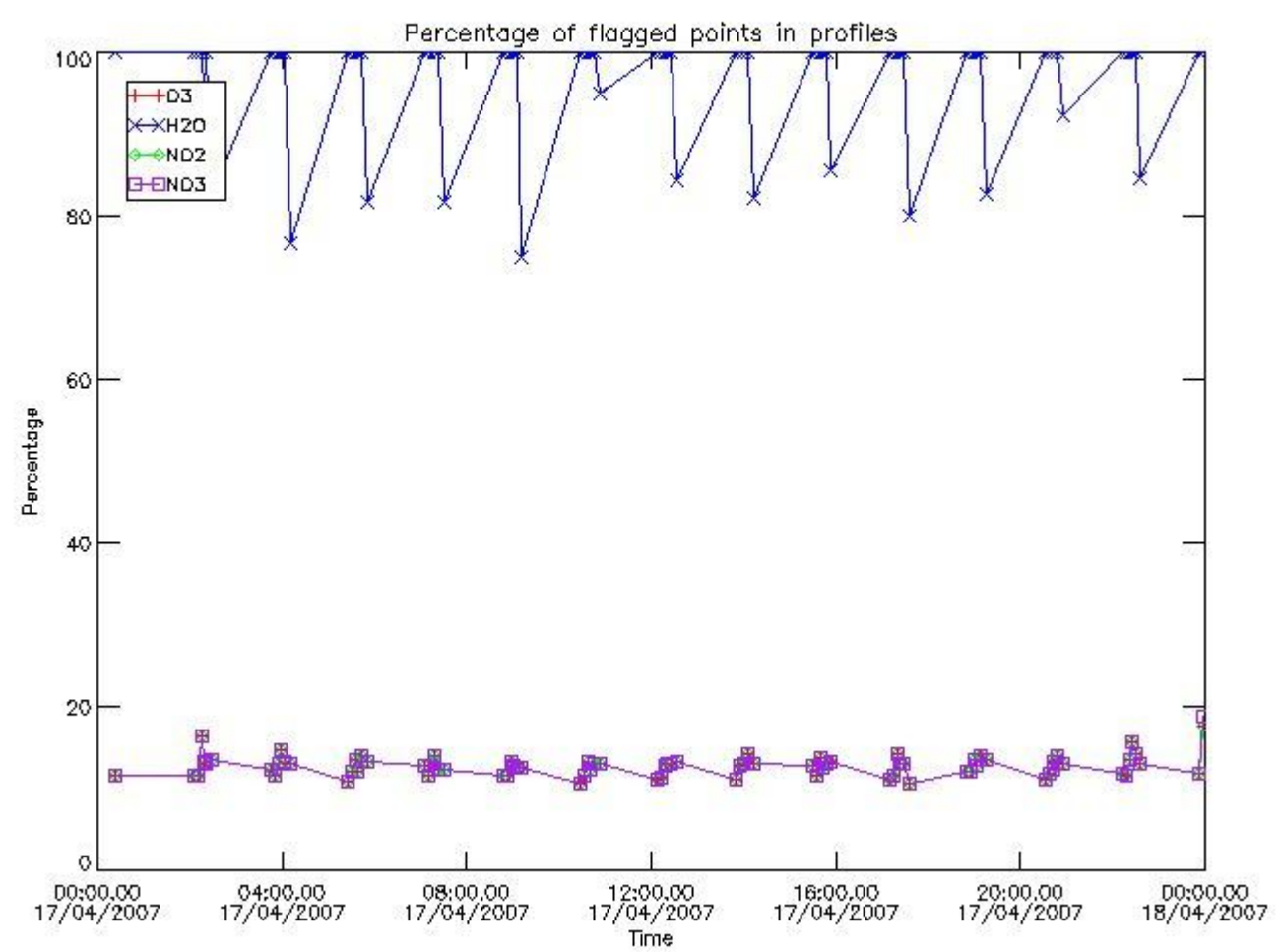
220	GOM_NL__2PRFIN20070417_175443_000000442057_00213_26820_0826.N1	17-APR-2007 17:54:43	Bright	43.500	15	67Alp Vir	0.97600	28000.	87	26820	No
221	GOM_NL__2PRFIN20070417_175746_000000382057_00213_26820_0827.N1	17-APR-2007 17:57:46	Bright	38.000	121	29Gam Vir	2.7400	7200.0	76	26820	No
222	GOM_NL__2PRFIN20070417_180129_000000392057_00213_26820_0828.N1	17-APR-2007 18:01:29	Bright	38.500	138	47Eps Vir	2.8280	4700.0	77	26820	No
223	GOM_NL__2PRFIN20070417_180933_000000382057_00213_26820_0829.N1	17-APR-2007 18:09:33	Bright	37.500	152	12Alp2CVn	2.8900	11000.	75	26820	No
224	GOM_NL__2PRFIN20070417_181329_000000362057_00213_26820_0830.N1	17-APR-2007 18:13:29	Bright	35.500	87	64Gam UMa	2.4330	11000.	71	26820	No
225	GOM_NL__2PRFIN20070417_181552_000000382057_00213_26820_0831.N1	17-APR-2007 18:15:52	Bright	37.500	36	50Alp UMa	1.8000	6300.0	75	26820	No
226	GOM_NL__2PRFIN20070417_182056_000000392057_00213_26820_0832.N1	17-APR-2007 18:20:56	Bright	38.500	60	7Bet UMi	2.0810	3950.0	77	26820	No
227	GOM_NL__2PRFIN20070417_182352_000000362057_00213_26820_0833.N1	17-APR-2007 18:23:52	Bright	35.500	49	1Alp UMi	1.9900	6300.0	71	26820	No
228	GOM_NL__2PRFIN20070417_183104_000000392057_00213_26820_0834.N1	17-APR-2007 18:31:04	Bright	38.500	89	5Alp Cep	2.4510	8000.0	77	26820	No
229	GOM_NL__2PRFIN20070417_184108_000000382057_00213_26820_0835.N1	17-APR-2007 18:41:08	Bright	38.000	164	44Eta Peg	2.9480	5400.0	76	26820	No
230	GOM_NL__2PRFIN20070417_185048_000000472057_00213_26820_0836.N1	17-APR-2007 18:50:48	Dark	46.500	162	34Alp Aqr	2.9440	5350.0	93	26820	No
231	GOM_NL__2PRFIN20070417_185552_000000422057_00213_26820_0837.N1	17-APR-2007 18:55:52	Dark	42.000	142	49Del Cap	2.8500	8900.0	84	26820	No
232	GOM_NL__2PRFIN20070417_190107_000000382057_00213_26820_0838.N1	17-APR-2007 19:01:07	Dark	38.000	172	Gam Gru	3.0030	13100.	76	26820	No
233	GOM_NL__2PRFIN20070417_190308_000000402057_00213_26820_0839.N1	17-APR-2007 19:03:08	Dark	40.000	31	Alp Gru	1.7340	15200.	80	26820	No
234	GOM_NL__2PRFIN20070417_190810_000000402057_00214_26821_0832.N1	17-APR-2007 19:08:10	Dark	40.000	45	Alp Pav	1.9400	26000.	80	26821	No
235	GOM_NL__2PRFIN20070417_191528_000000382057_00214_26821_0833.N1	17-APR-2007 19:15:28	Dark	38.000	43	Alp TrA	1.9100	4250.0	76	26821	No
236	GOM_NL__2PRFIN20070417_191735_000000382057_00214_26821_0834.N1	17-APR-2007 19:17:35	Straylight	38.000	134	Bet TrA	2.8100	6600.0	76	26821	No
237	GOM_NL__2PRFIN20070417_191957_000000482057_00214_26821_0835.N1	17-APR-2007 19:19:57	Straylight	47.500	4	Alp1Cen	-0.010000	5800.0	95	26821	No
238	GOM_NL__2PRFIN20070417_192309_000000402057_00214_26821_0836.N1	17-APR-2007 19:23:09	Straylight	39.500	78	Alp Lup	2.3040	28000.	79	26821	No
239	GOM_NL__2PRFIN20070417_192445_000000432057_00214_26821_0837.N1	17-APR-2007 19:24:45	Straylight	42.500	81	Eta Cen	2.3560	28000.	85	26821	No
240	GOM_NL__2PRFIN20070417_192705_000000482057_00214_26821_0838.N1	17-APR-2007 19:27:05	Straylight	47.500	54	5The Cen	2.0550	4500.0	95	26821	No
241	GOM_NL__2PRFIN20070417_193209_000000412057_00214_26821_0839.N1	17-APR-2007 19:32:09	Tw_i_and_stray	41.000	106	9Bet Crv	2.6480	5600.0	82	26821	No
242	GOM_NL__2PRFIN20070417_193358_000000362057_00214_26821_0840.N1	17-APR-2007 19:33:58	Bright	36.000	100	4Gam Crv	2.5800	13100.	72	26821	No
243	GOM_NL__2PRFIN20070417_193519_000000432057_00214_26821_0841.N1	17-APR-2007 19:35:19	Bright	43.000	15	67Alp Vir	0.97600	28000.	86	26821	No
244	GOM_NL__2PRFIN20070417_193822_000000372057_00214_26821_0842.N1	17-APR-2007 19:38:22	Bright	36.500	121	29Gam Vir	2.7400	7200.0	73	26821	No
245	GOM_NL__2PRFIN20070417_194205_000000392057_00214_26821_0843.N1	17-APR-2007 19:42:05	Bright	38.500	138	47Eps Vir	2.8280	4700.0	77	26821	No
246	GOM_NL__2PRFIN20070417_195009_000000362057_00214_26821_0844.N1	17-APR-2007 19:50:09	Bright	36.000	152	12Alp2CVn	2.8900	11000.	72	26821	No
247	GOM_NL__2PRFIN20070417_195405_000000352057_00214_26821_0845.N1	17-APR-2007 19:54:05	Bright	34.500	87	64Gam UMa	2.4330	11000.	69	26821	No
248	GOM_NL__2PRFIN20070417_195628_000000362057_00214_26821_0846.N1	17-APR-2007 19:56:28	Bright	35.500	36	50Alp UMa	1.8000	6300.0	71	26821	No
249	GOM_NL__2PRFIN20070417_200132_000000392057_00214_26821_0847.N1	17-APR-2007 20:01:32	Bright	39.000	60	7Bet UMi	2.0810	3950.0	78	26821	No
250	GOM_NL__2PRFIN20070417_200428_000000362057_00214_26821_0848.N1	17-APR-2007 20:04:28	Bright	35.500	49	1Alp UMi	1.9900	6300.0	71	26821	No
251	GOM_NL__2PRFIN20070417_201140_000000372057_00214_26821_0849.N1	17-APR-2007 20:11:40	Bright	36.500	89	5Alp Cep	2.4510	8000.0	73	26821	No
252	GOM_NL__2PRFIN20070417_202144_000000542057_00214_26821_0850.N1	17-APR-2007 20:21:44	Bright	54.000	164	44Eta Peg	2.9480	5400.0	108	26821	No
253	GOM_NL__2PRFIN20070417_203124_000000462057_00214_26821_0851.N1	17-APR-2007 20:31:24	Dark	45.500	162	34Alp Aqr	2.9440	5350.0	91	26821	No
254	GOM_NL__2PRFIN20070417_203629_000000432057_00214_26821_0852.N1	17-APR-2007 20:36:29	Dark	43.000	142	49Del Cap	2.8500	8900.0	86	26821	No
255	GOM_NL__2PRFIN20070417_204144_000000392057_00214_26821_0853.N1	17-APR-2007 20:41:44	Dark	38.500	172	Gam Gru	3.0030	13100.	77	26821	No
256	GOM_NL__2PRFIN20070417_204344_000000422057_00214_26821_0854.N1	17-APR-2007 20:43:44	Dark	41.500	31	Alp Gru	1.7340	15200.	83	26821	No
257	GOM_NL__2PRFIN20070417_204846_000000402057_00215_26822_0843.N1	17-APR-2007 20:48:46	Dark	40.000	45	Alp Pav	1.9400	26000.	80	26822	No
258	GOM_NL__2PRFIN20070417_205605_000000402057_00215_26822_0844.N1	17-APR-2007 20:56:05	Dark	39.500	43	Alp TrA	1.9100	4250.0	79	26822	No
259	GOM_NL__2PRFIN20070417_205811_000000392057_00215_26822_0845.N1	17-APR-2007 20:58:11	Straylight	38.500	134	Bet TrA	2.8100	6600.0	77	26822	No
260	GOM_NL__2PRFIN20070417_210033_000000512057_00215_26822_0846.N1	17-APR-2007 21:00:33	Straylight	50.500	4	Alp1Cen	-0.010000	5800.0	101	26822	No
261	GOM_NL__2PRFIN20070417_210346_000000422057_00215_26822_0847.N1	17-APR-2007 21:03:46	Straylight	41.500	78	Alp Lup	2.3040	28000.	83	26822	No
262	GOM_NL__2PRFIN20070417_210521_000000442057_00215_26822_0848.N1	17-APR-2007 21:05:21	Straylight	44.000	81	Eta Cen	2.3560	28000.	88	26822	No
263	GOM_NL__2PRFIN20070417_210741_000000462057_00215_26822_0849.N1	17-APR-2007 21:07:41	Straylight	45.500	54	5The Cen	2.0550	4500.0	91	26822	No
264	GOM_NL__2PRFIN20070417_211245_000000422057_00215_26822_0850.N1	17-APR-2007 21:12:45	Tw_i_and_stray	42.000	106	9Bet Crv	2.6480	5600.0	84	26822	No
265	GOM_NL__2PRFIN20070417_211434_000000362057_00215_26822_0851.N1	17-APR-2007 21:14:34	Bright	35.500	100	4Gam Crv	2.5800	13100.	71	26822	No
266	GOM_NL__2PRFIN20070417_211555_000000442057_00215_26822_0852.N1	17-APR-2007 21:15:55	Bright	43.500	15	67Alp Vir	0.97600	28000.	87	26822	No
267	GOM_NL__2PRFIN20070417_211858_000000372057_00215_26822_0853.N1	17-APR-2007 21:18:58	Bright	37.000	121	29Gam Vir	2.7400	7200.0	74	26822	No
268	GOM_NL__2PRFIN20070417_212241_000000392057_00215_26822_0854.N1	17-APR-2007 21:22:41	Bright	38.500	138	47Eps Vir	2.8280	4700.0	77	26822	No
269	GOM_NL__2PRFIN20070417_213044_000000372057_00215_26822_0855.N1	17-APR-2007 21:30:44	Bright	37.000	152	12Alp2CVn	2.8900	11000.	74	26822	No
270	GOM_NL__2PRFIN20070417_213441_000000352057_00215_26822_0856.N1	17-APR-2007 21:34:41	Bright	34.500	87	64Gam UMa	2.4330	11000.	69	26822	No
271	GOM_NL__2PRFIN20070417_213704_000000372057_00215_26822_0857.N1	17-APR-2007 21:37:04	Bright	36.500	36	50Alp UMa	1.8000	6300.0	73	26822	No
272	GOM_NL__2PRFIN20070417_214207_000000412057_00215_26822_0858.N1	17-APR-2007 21:42:07	Bright	41.000	60	7Bet UMi	2.0810	3950.0	82	26822	No
273	GOM_NL__2PRFIN20070417_214504_000000362057_00215_26822_0859.N1	17-APR-2007 21:45:04	Bright	35.500	49	1Alp UMi	1.9900	6300.0	71	26822	No
274	GOM_NL__2PRFIN20070417_215216_000000562057_00215_26822_0860.N1	17-APR-2007 21:52:16	Bright	55.500	89	5Alp Cep	2.4510	8000.0	111	26822	No
275	GOM_NL__2PRFIN20070417_220220_000000422057_00215_26822_0861.N1	17-APR-2007 22:02:20	Bright	42.000	164	44Eta Peg	2.9480	5400.0	84	26822	No
276	GOM_NL__2PRFIN20070417_221201_000000432057_00215_26822_0862.N1	17-APR-2007 22:12:01	Dark	42.500	162	34Alp Aqr	2.9440	5350.0	85	26822	No
277	GOM_NL__2PRFIN20070417_221706_000000442057_00215_26822_0863.N1	17-APR-2007 22:17:06	Dark	44.000	142	49Del Cap	2.8500	8900.0	88	26822	No
278	GOM_NL__2PRFIN20070417_222220_000000382057_00215_26822_0864.N1	17-APR-2007 22:22:20	Dark	38.000	172	Gam Gru	3.0030	13100.	76	26822	No

279	GOM_NL__2PRFIN20070417_222421_000000392057_00215_26822_0865.N1	17-APR-2007 22:24:21	Dark	39.000	31	Alp Gru	1.7340	15200.	78	26822	No
280	GOM_NL__2PRFIN20070417_222923_000000402057_00216_26823_0865.N1	17-APR-2007 22:29:23	Dark	39.500	45	Alp Pav	1.9400	26000.	79	26823	No
281	GOM_NL__2PRFIN20070417_223641_000000402057_00216_26823_0866.N1	17-APR-2007 22:36:41	Dark	39.500	43	Alp TrA	1.9100	4250.0	79	26823	No
282	GOM_NL__2PRFIN20070417_223847_000000392057_00216_26823_0867.N1	17-APR-2007 22:38:47	Straylight	38.500	134	Bet TrA	2.8100	6600.0	77	26823	No
283	GOM_NL__2PRFIN20070417_224109_000000542057_00216_26823_0868.N1	17-APR-2007 22:41:09	Straylight	54.000	4	Alp1Cen	-0.010000	5800.0	108	26823	No
284	GOM_NL__2PRFIN20070417_224422_000000422057_00216_26823_0869.N1	17-APR-2007 22:44:22	Straylight	42.000	78	Alp Lup	2.3040	28000.	84	26823	No
285	GOM_NL__2PRFIN20070417_224557_000000432057_00216_26823_0870.N1	17-APR-2007 22:45:57	Straylight	43.000	81	Eta Cen	2.3560	28000.	86	26823	No
286	GOM_NL__2PRFIN20070417_224817_000000462057_00216_26823_0871.N1	17-APR-2007 22:48:17	Straylight	46.000	54	5The Cen	2.0550	4500.0	92	26823	No
287	GOM_NL__2PRFIN20070417_225321_000000412057_00216_26823_0872.N1	17-APR-2007 22:53:21	Twilight_stray	40.500	106	9Bet Crv	2.6480	5600.0	81	26823	No
288	GOM_NL__2PRFIN20070417_225510_000000382057_00216_26823_0873.N1	17-APR-2007 22:55:10	Bright	37.500	100	4Gam Crv	2.5800	13100.	75	26823	No
289	GOM_NL__2PRFIN20070417_225631_000000432057_00216_26823_0874.N1	17-APR-2007 22:56:31	Bright	42.500	15	67Alp Vir	0.97600	28000.	85	26823	No
290	GOM_NL__2PRFIN20070417_225934_000000362057_00216_26823_0875.N1	17-APR-2007 22:59:34	Bright	36.000	121	29Gam Vir	2.7400	7200.0	72	26823	No
291	GOM_NL__2PRFIN20070417_230316_000000392057_00216_26823_0876.N1	17-APR-2007 23:03:16	Bright	38.500	138	47Eps Vir	2.8280	4700.0	77	26823	No
292	GOM_NL__2PRFIN20070417_231120_000000452057_00216_26823_0877.N1	17-APR-2007 23:11:20	Bright	44.500	152	12Alp2CVn	2.8900	11000.	89	26823	No
293	GOM_NL__2PRFIN20070417_231517_000000342057_00216_26823_0878.N1	17-APR-2007 23:15:17	Bright	34.000	87	64Gam UMa	2.4330	11000.	68	26823	No
294	GOM_NL__2PRFIN20070417_231740_000000332057_00216_26823_0879.N1	17-APR-2007 23:17:40	Bright	33.000	36	50Alp UMa	1.8000	6300.0	66	26823	No
295	GOM_NL__2PRFIN20070417_232243_000000422057_00216_26823_0880.N1	17-APR-2007 23:22:43	Bright	42.000	60	7Bet UMi	2.0810	3950.0	84	26823	No
296	GOM_NL__2PRFIN20070417_232540_000000322057_00216_26823_0881.N1	17-APR-2007 23:25:40	Bright	32.000	49	1Alp UMi	1.9900	6300.0	64	26823	No
297	GOM_NL__2PRFIN20070417_233251_000000582057_00216_26823_0882.N1	17-APR-2007 23:32:51	Bright	58.000	89	5Alp Cep	2.4510	8000.0	116	26823	No
298	GOM_NL__2PRFIN20070417_234256_000000452057_00216_26823_0883.N1	17-APR-2007 23:42:56	Bright	44.500	164	44Eta Peg	2.9480	5400.0	89	26823	No
299	GOM_NL__2PRFIN20070417_235237_000000432057_00216_26823_0884.N1	17-APR-2007 23:52:37	Dark	43.000	162	34Alp Aqr	2.9440	5350.0	86	26823	No
300	GOM_NL__2PRFIN20070417_235742_000000462057_00216_26823_0885.N1	17-APR-2007 23:57:42	Dark	46.000	142	49Del Cap	2.8500	8900.0	92	26823	No

### 3. Quality information per product


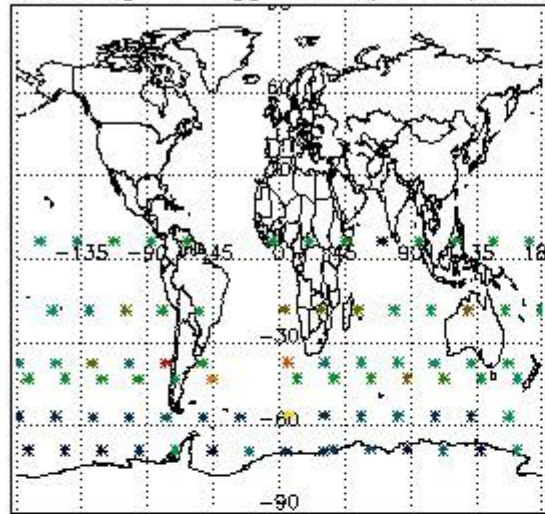
In this section it is plotted some information contained in the Quality Summary data set of the level 2 products. Only products in dark limb conditions and without errors (error flag in the MPH set to "0") are used.

#### 3.1 Plot quality information per product (time dependant)

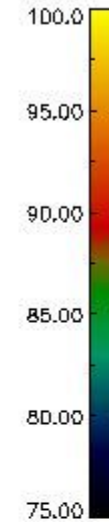
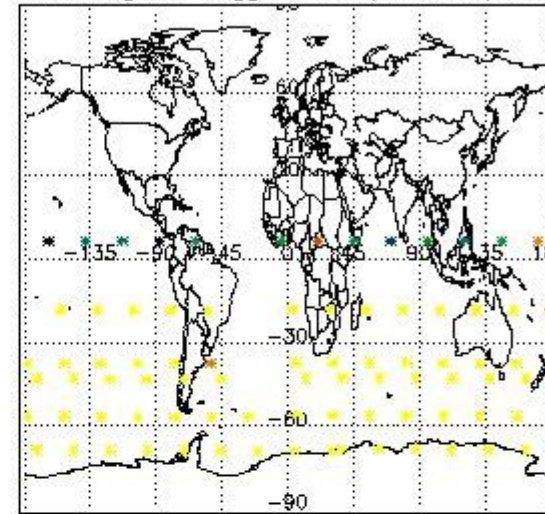


3.2 Plot quality information per product (world map)

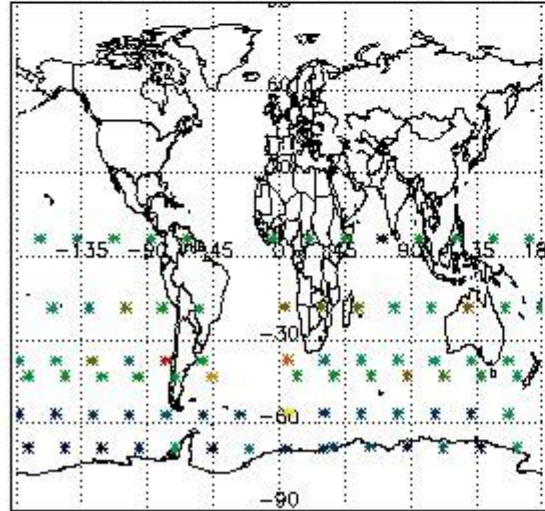
Percentage of flagged data per O3 profile



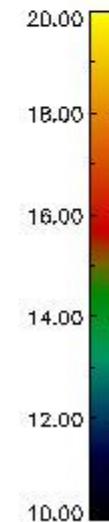
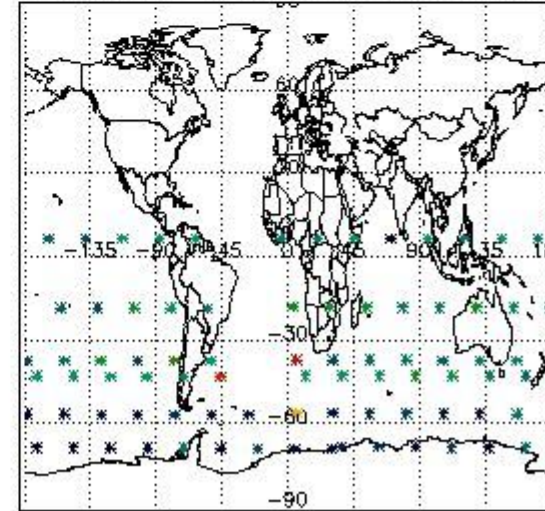
Percentage of flagged data per H2O profile



Percentage of flagged data per NO2 profile



Percentage of flagged data per NO3 profile

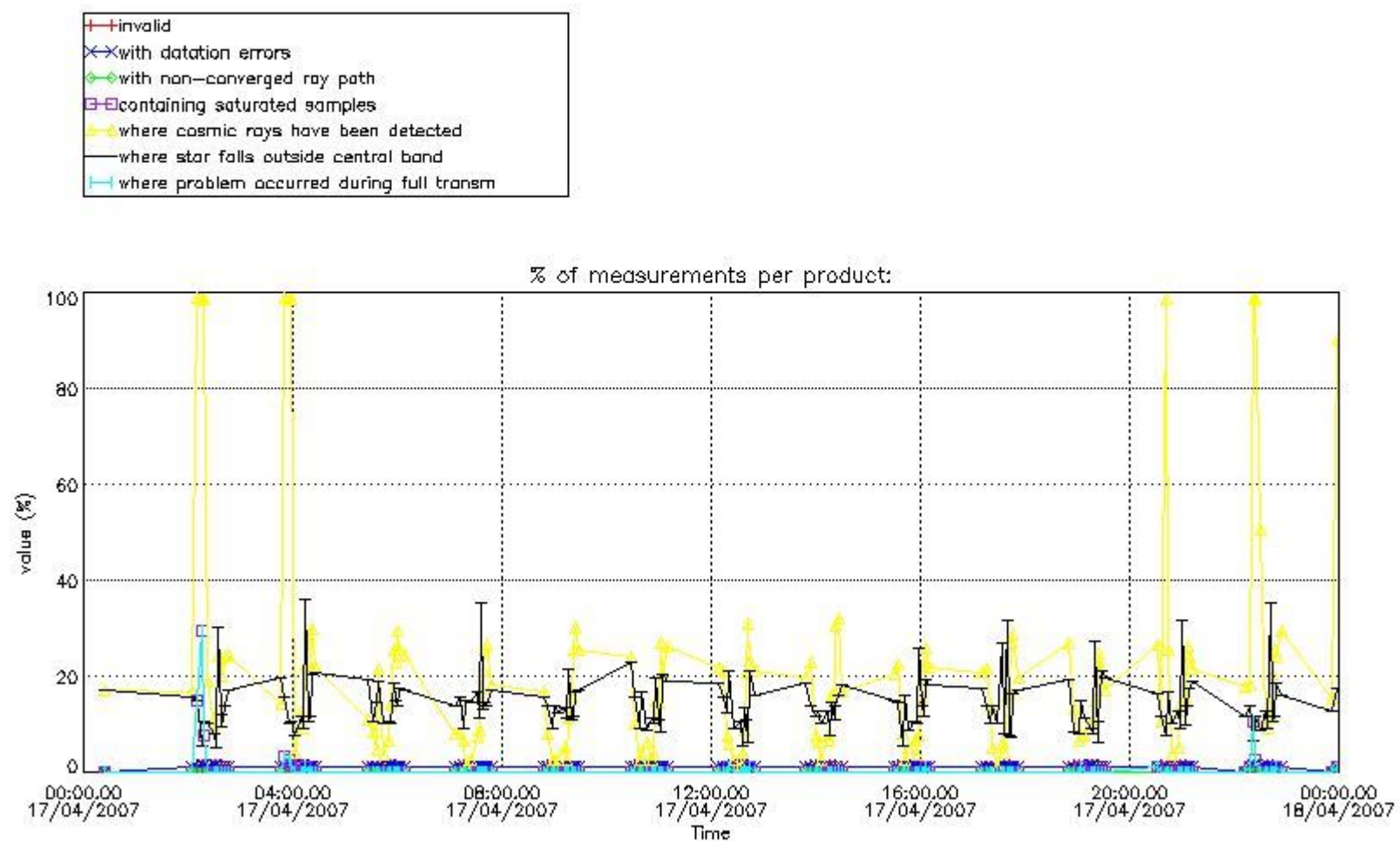


#### 4. Level 1 quality information per product

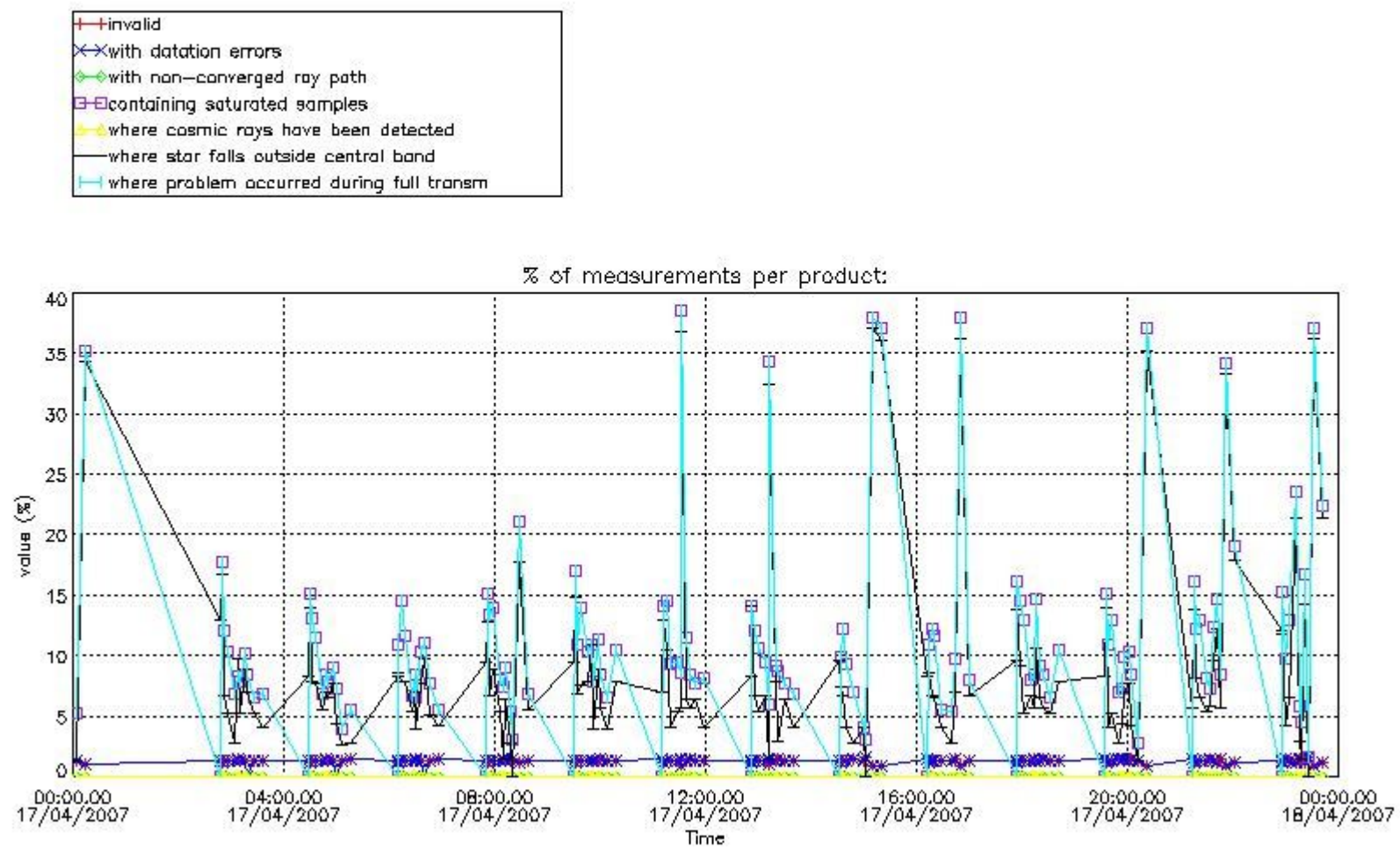
In this section it is plotted some information contained in the Quality Summary data set of the level 2 products that comes from the level 1b processing. Products without errors (error flag in the MPH set to "0") are used.

##### 4.1 Plot quality information per product (time dependant) coming from level 1b processing

###### 4.1.1 Plot level 1 quality information per product (time dependant): ENVISAT ASCENDING passes



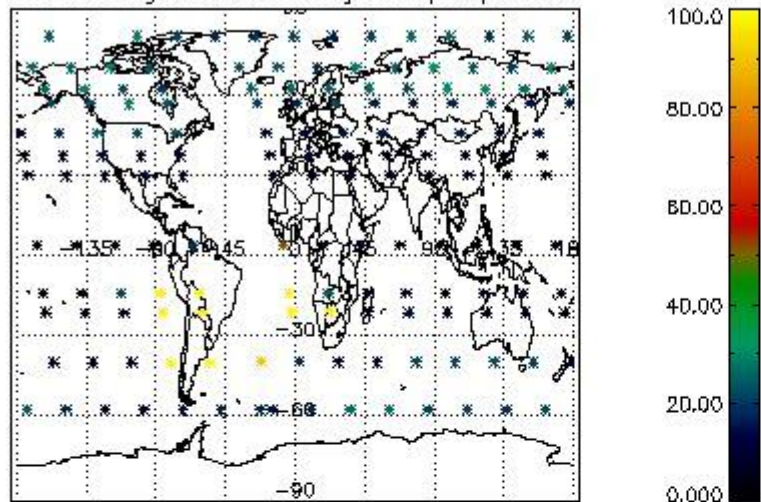
4.1.2 Plot level 1 quality information per product (time dependant): ENVI SAT DESCENDING passes



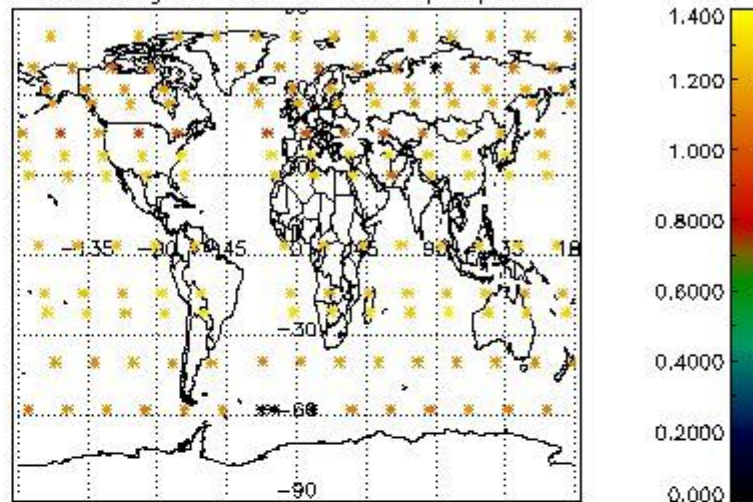
*4.2 Plot quality information per product coming from level 1b processing (world map)*

*4.2.1 Plot level 1 quality information per product (world map): ENVISAT ASCENDING passes*

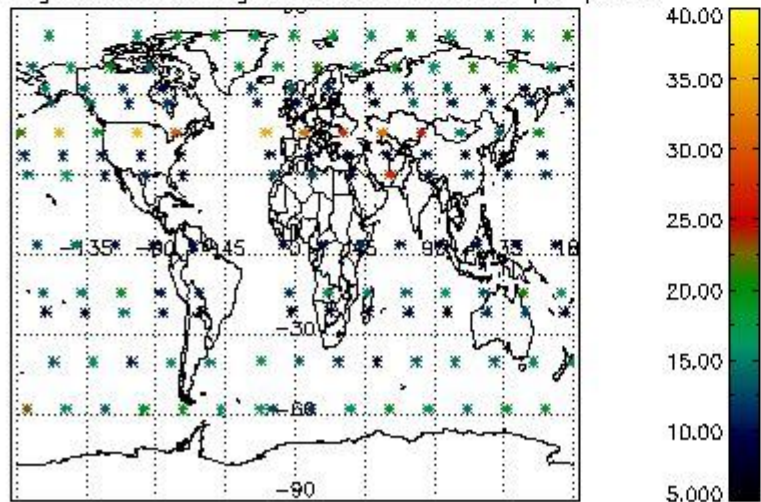
Percentage of cosmic ray hits per profile



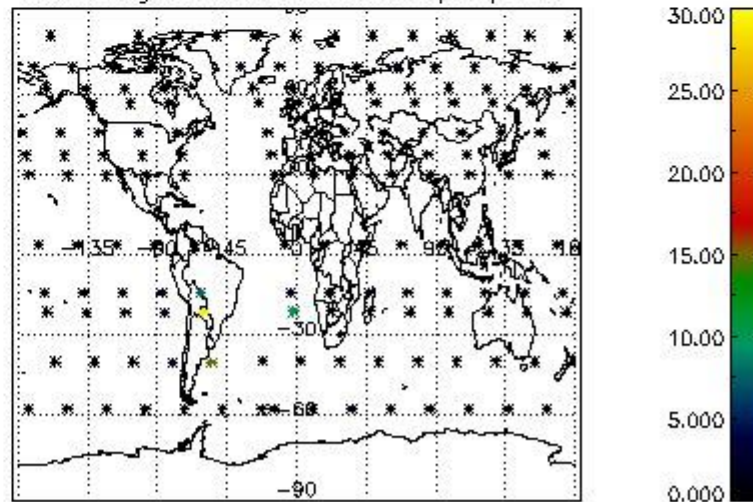
Percentage of datation errors per profile



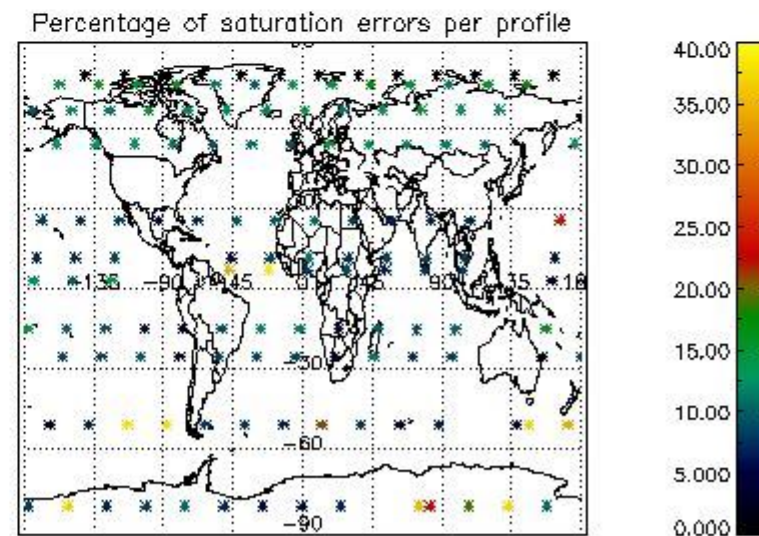
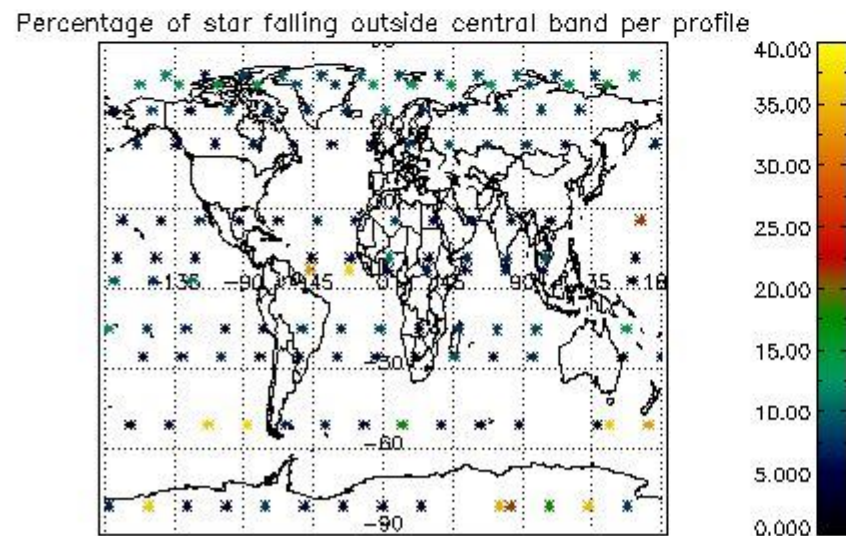
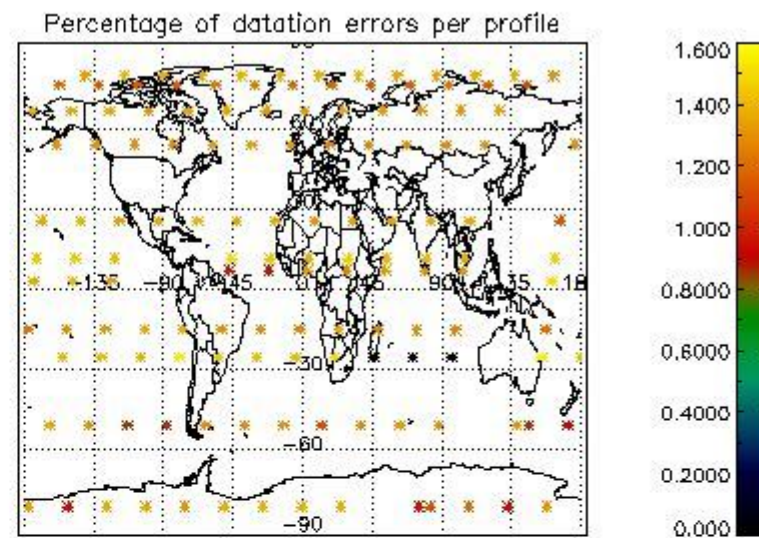
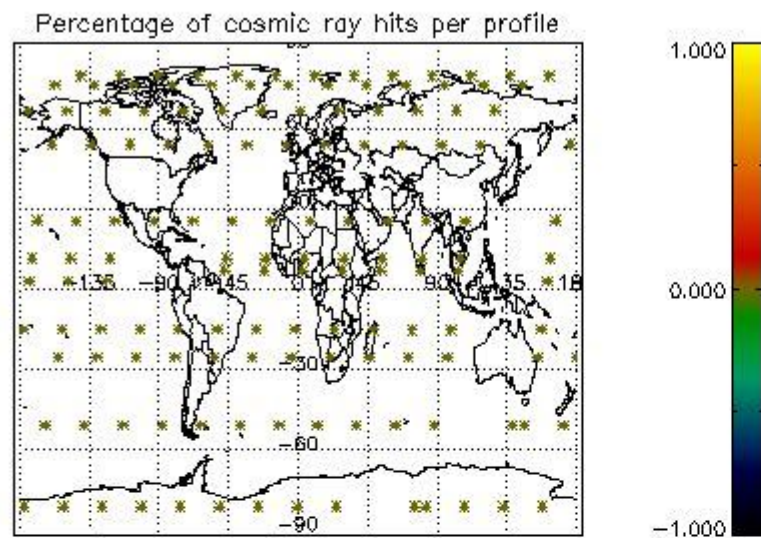
Percentage of star falling outside central band per profile



Percentage of saturation errors per profile



4.2.2 Plot level 1 quality information per product (world map): ENVISAT DESCENDING passes



## 5. Trace gas profiles

### 5.1 Ozone statistics based on quality of products

The final quality of the products can be "measured" using the STD (Standard Deviation) attached to every point profile. This information is written to the parameter GOM\_NL\_\_2P/NL\_LOCAL\_SPECIES\_DENSITY/o3\_std of the level 2 products. The table below shows the statistics for given STD ranges.

The statistics are given with respect to the overall valid production:

- Products without fatal errors: GOM\_NL\_\_2P/MPH/PRODUCT\_ERR=0
- Valid point profile: GOM\_NL\_\_2P/NL\_LOCAL\_SPECIES\_DENSITY/pcd(0)=0

The 'Criteria' is applied to valid points of dark limb products:

- Products in dark limb illumination condition: GOM\_NL\_\_2P/NL\_SUMMARY\_QUALITY/obs\_ill\_cond=0
- Products without fatal errors: GOM\_NL\_\_2P/MPH/PRODUCT\_ERR=0
- Valid point profile: GOM\_NL\_\_2P/NL\_LOCAL\_SPECIES\_DENSITY/pcd(0)=0

So, the table below shows the percentage of dark limb and valid observations for each criteria with respect to the overall valid daily observations.

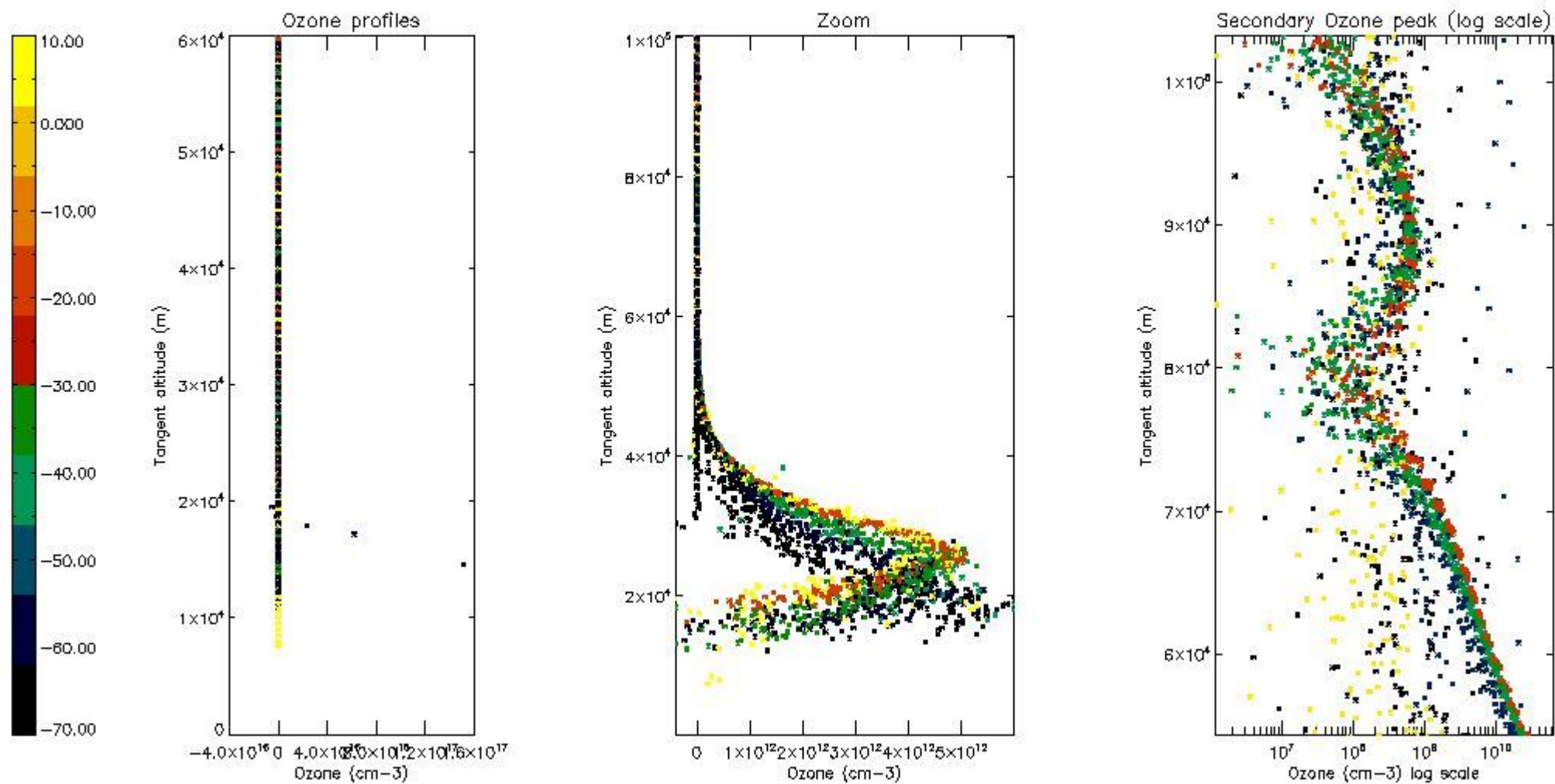
Criteria	% of total production
All STD	28
STD < 20	13



STD < 10	9
STD < 5	5

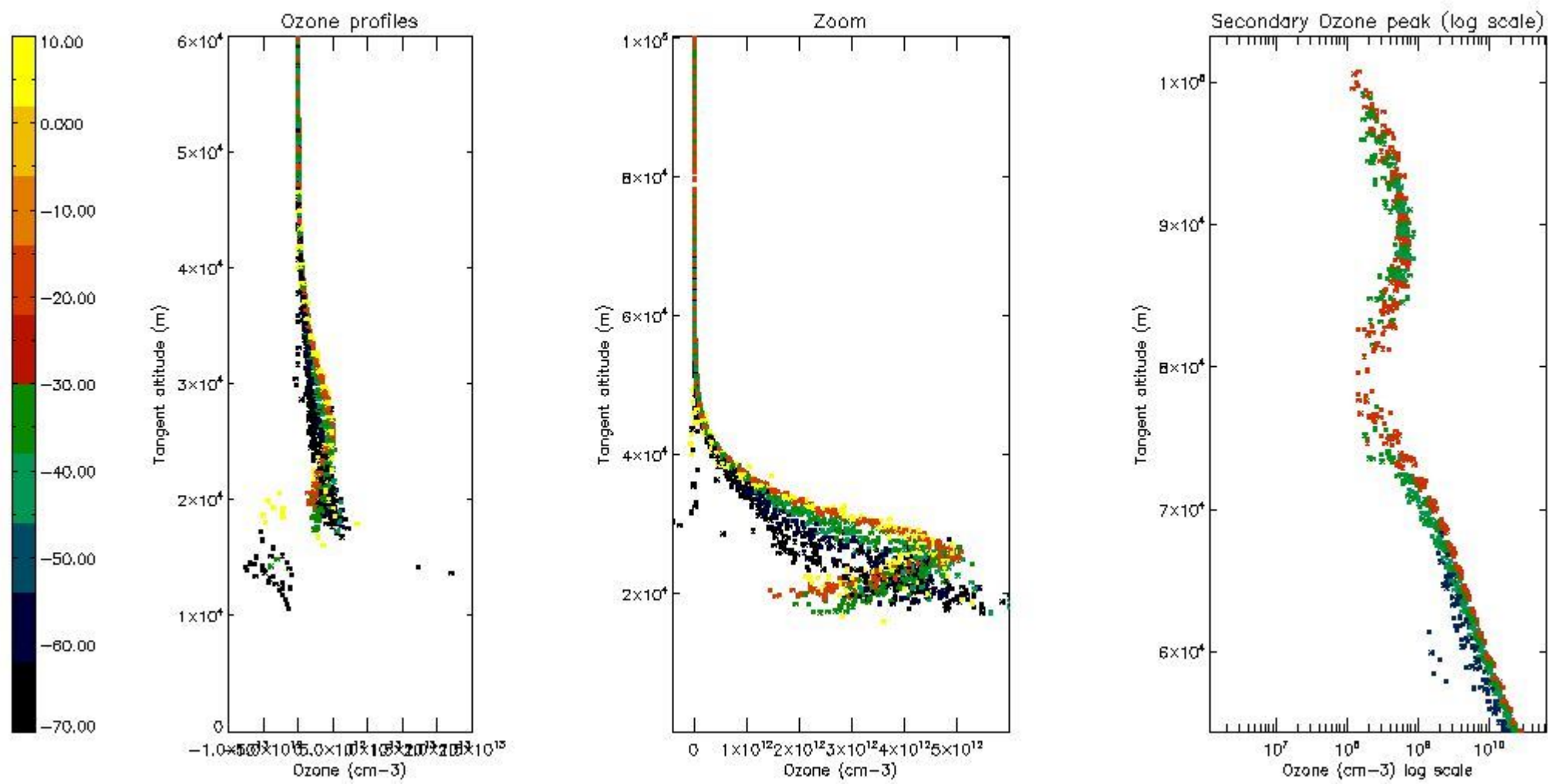
5.2 Plot ozone profiles for all STD (dark without errors)

The colorbar represents the latitude.



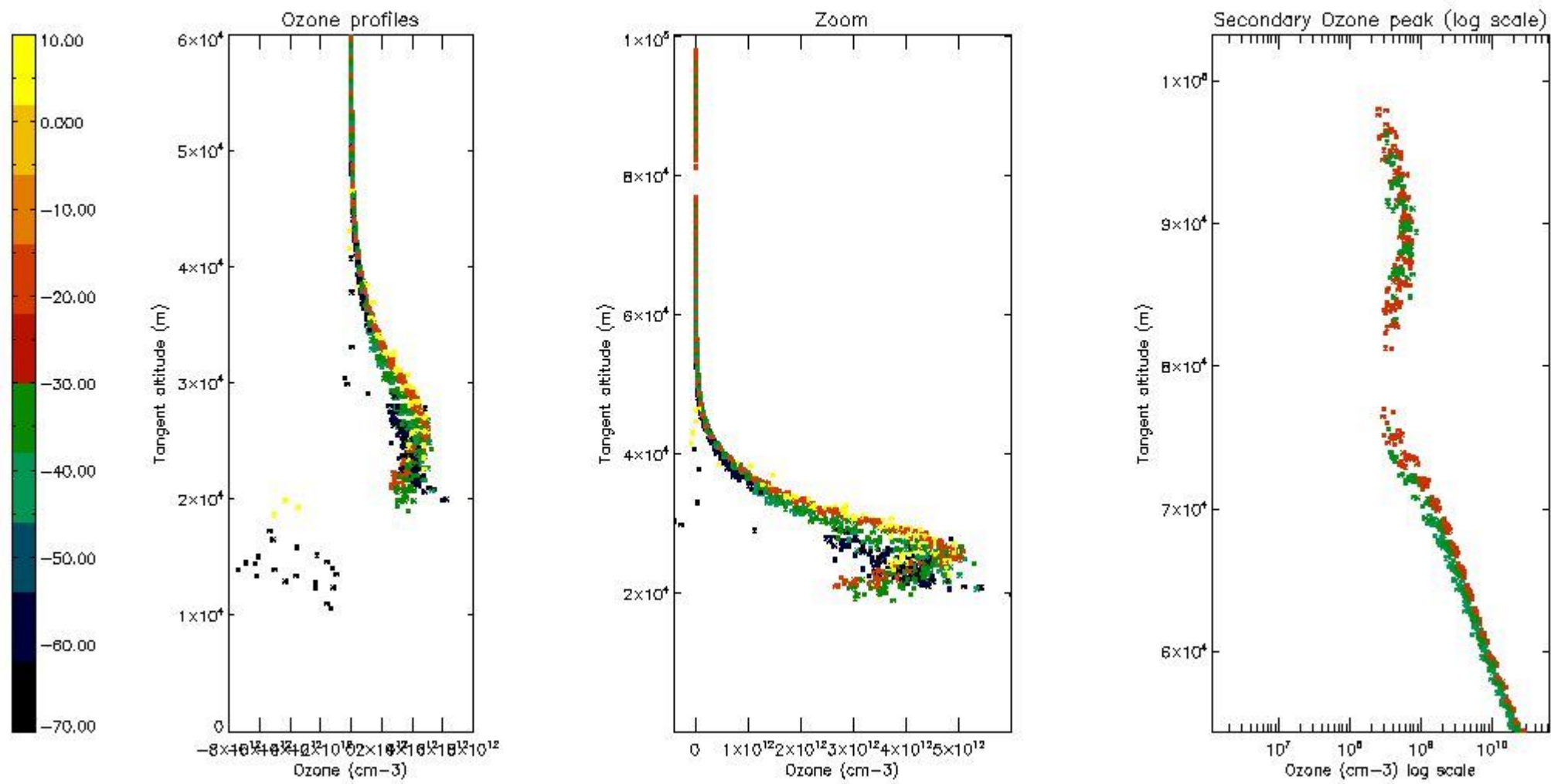
5.3 Plot ozone profiles where STD < 20% (dark without errors)

The colorbar represents the latitude.



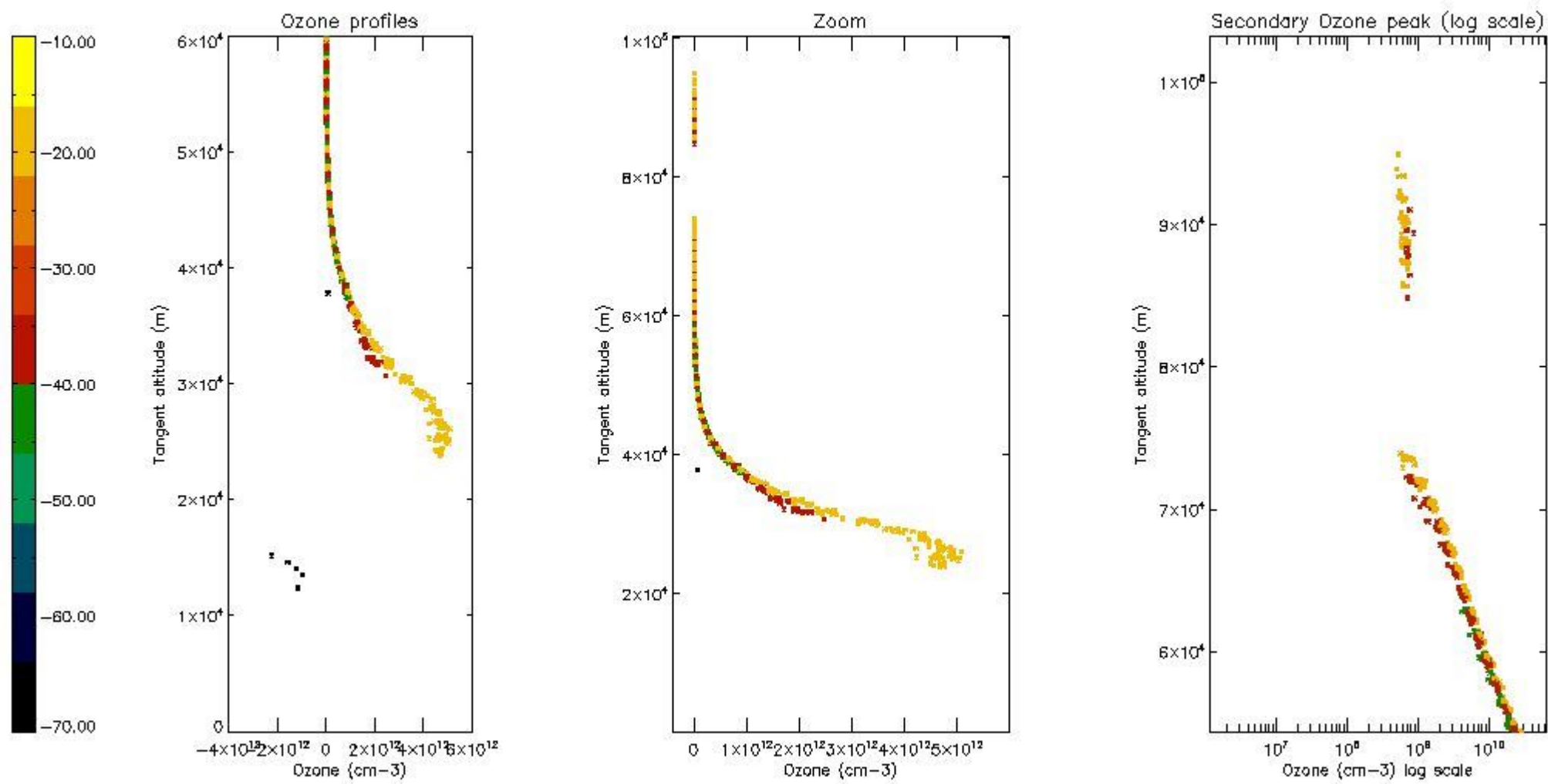
*5.4 Plot ozone profiles where STD < 10% (dark without errors)*

The colorbar represents the latitude.



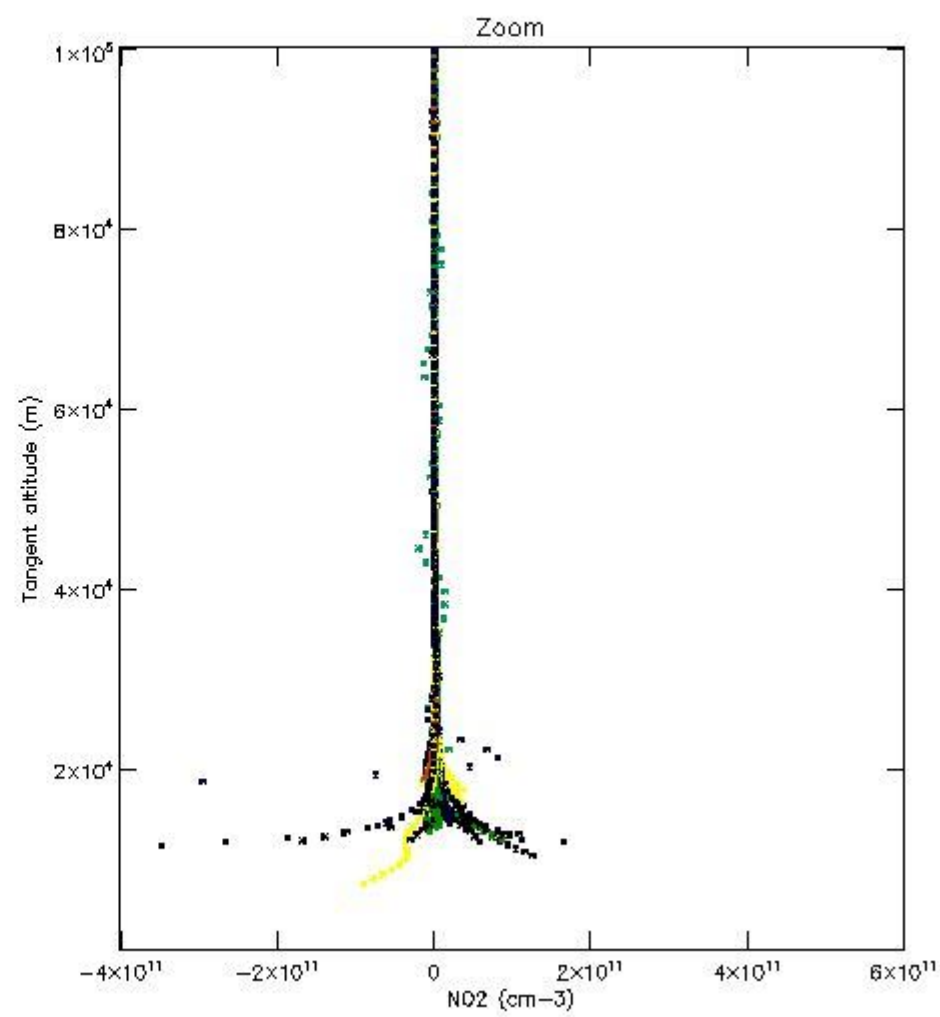
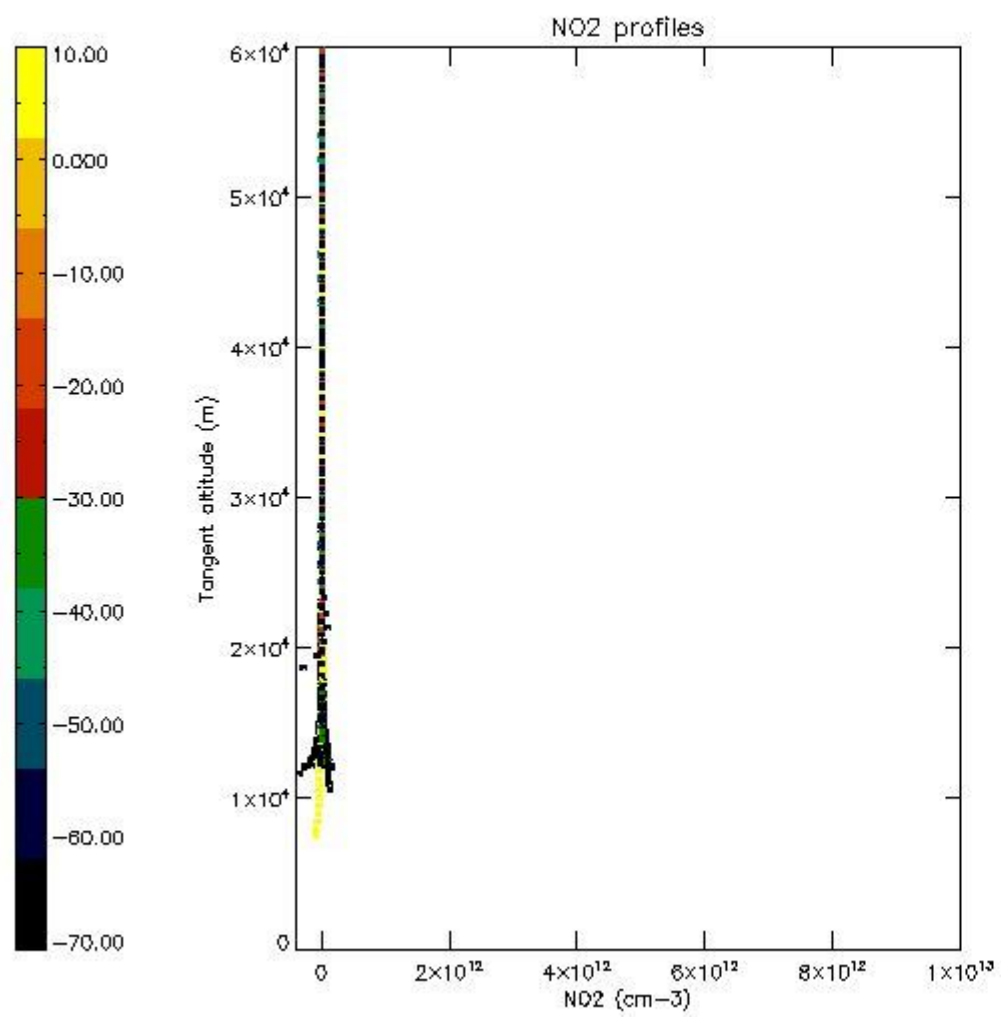
*5.5 Plot ozone profiles where STD < 5% (dark without errors)*

The colorbar represents the latitude.



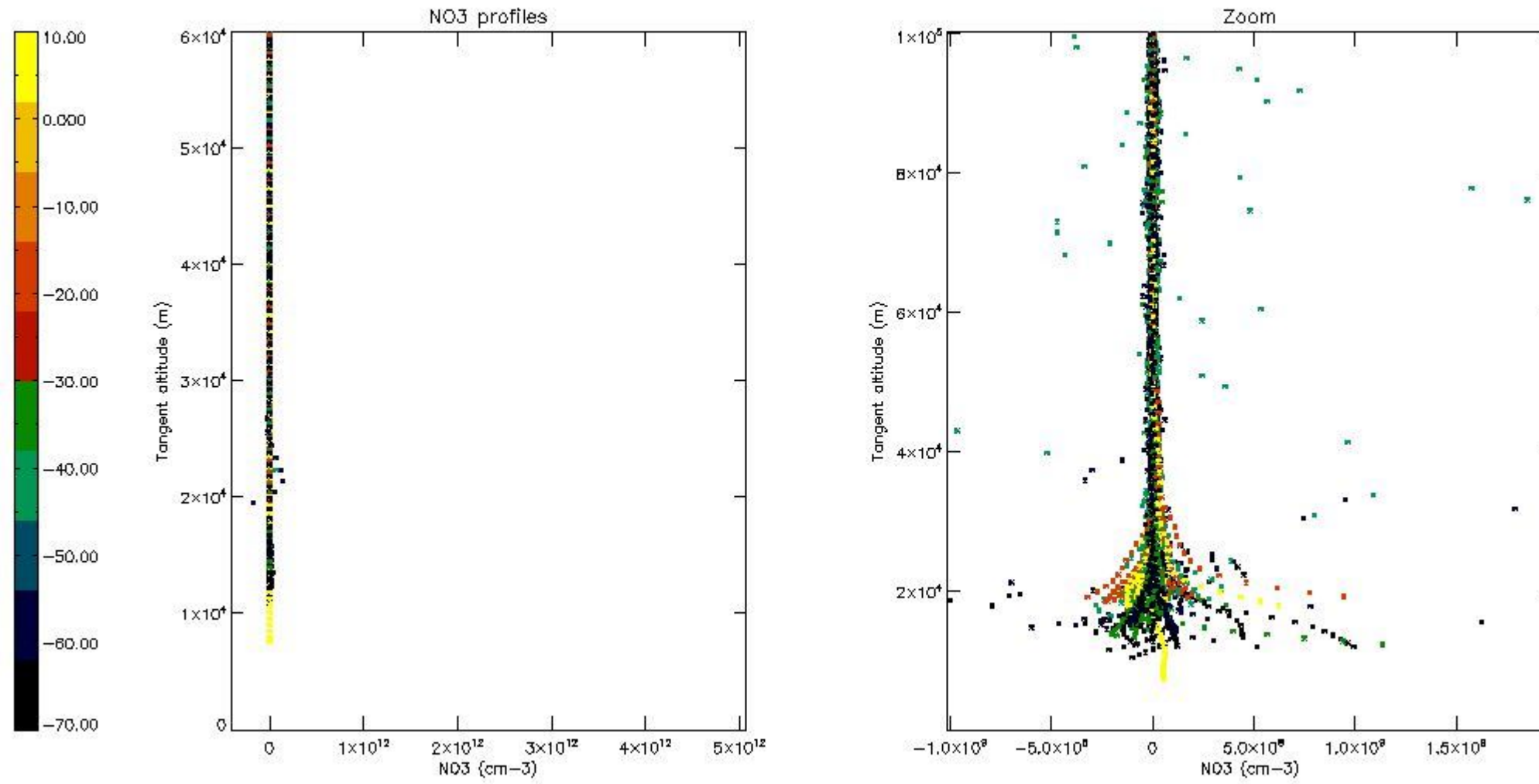
*5.6 Plot NO<sub>2</sub> profiles for all STD (dark without errors)*

The colorbar represents the latitude.



*5.7 Plot NO3 profiles for all STD (dark without errors)*

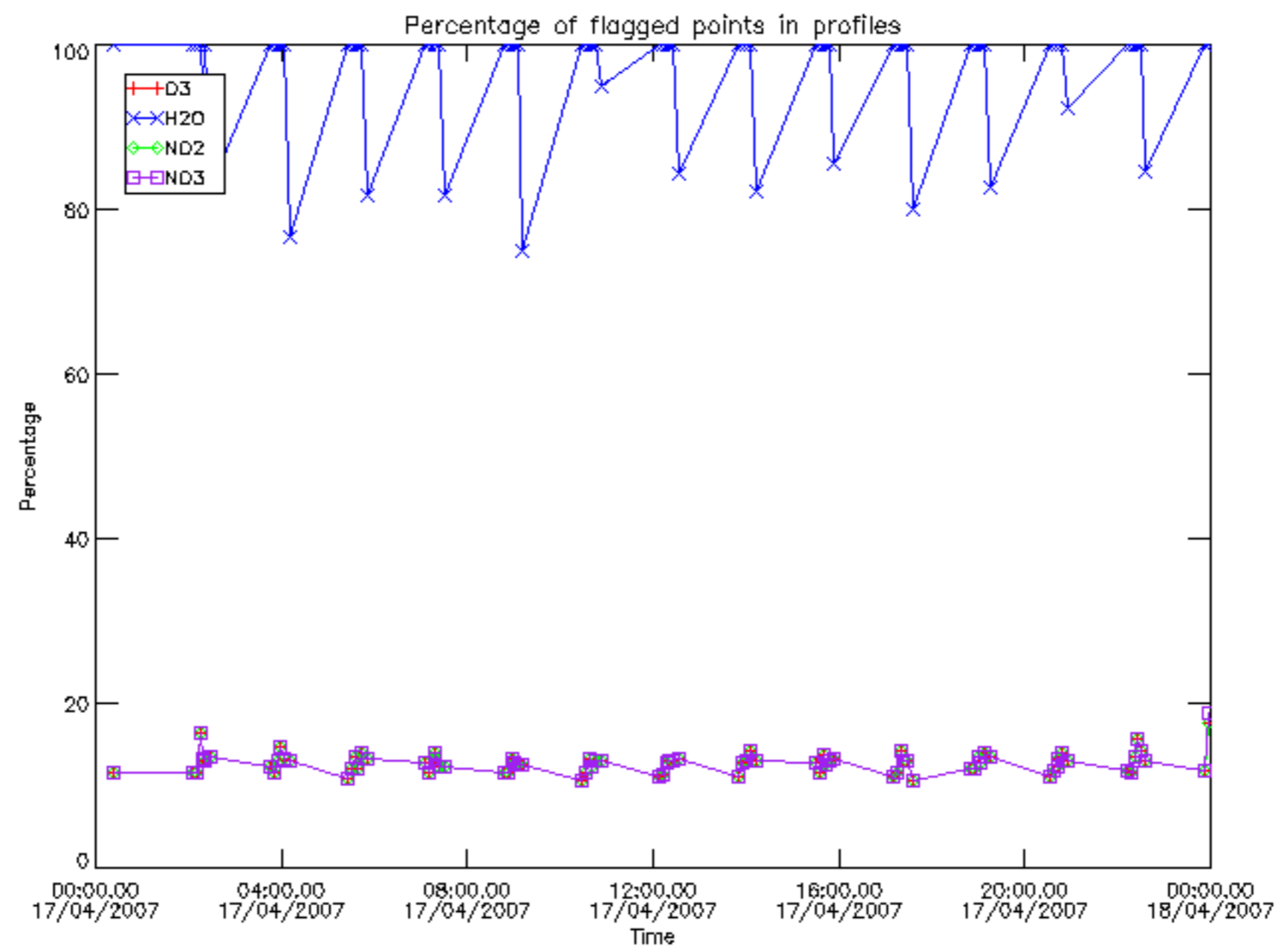
The colorbar represents the latitude.



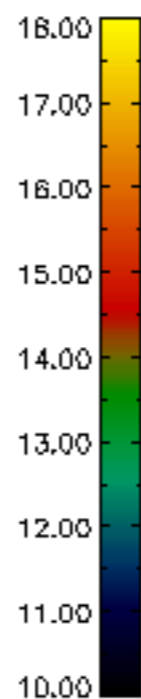
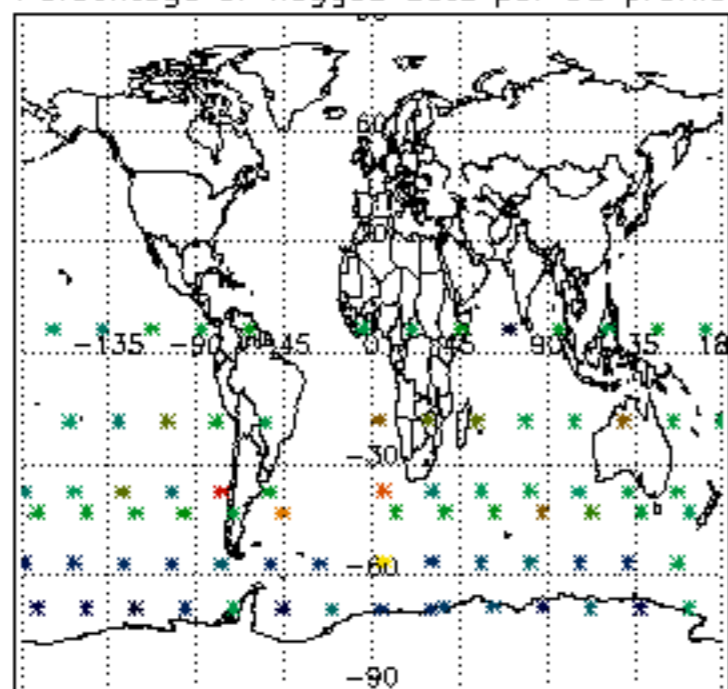
## 6. Auxiliary Data Files used for the production reported in section 2

The number reported in the third column indicates since which file (see list in section 2) the corresponding auxiliary file has been used. The fourth column is the date of those product files.

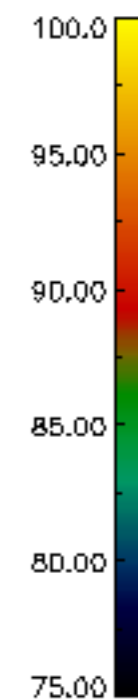
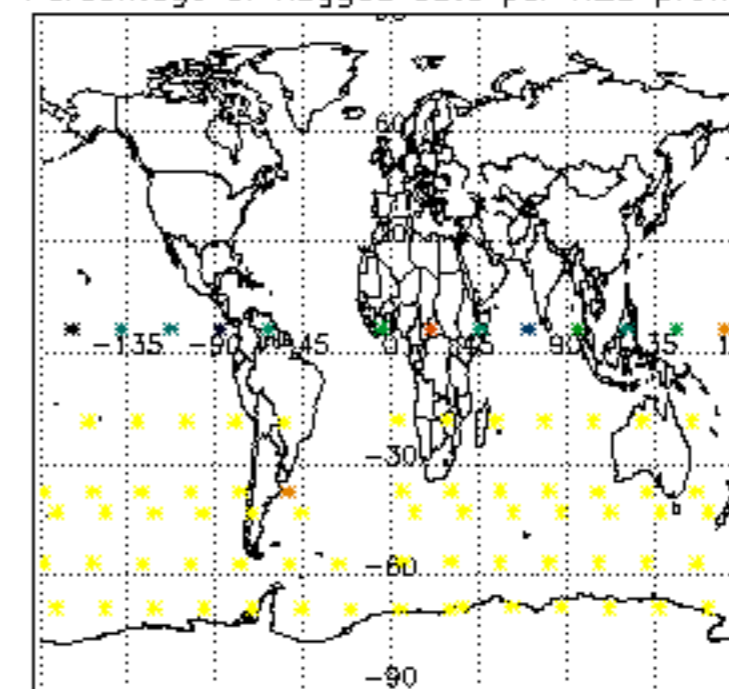
Type	Auxiliary Filename	Used since product	Used since product date
INST_PHYS_CHARACTERISTICS	GOM_INS_AXVIEC20091111_143220_20030716_120000_20500101_000000	1	17-APR-2007 00:04:31
LEVEL-2_PROC_CONFIG	GOM_PR2_AXVIEC20091111_152718_20020301_000000_20500101_000000	1	17-APR-2007 00:04:31
CROSS_SECTIONS_FILE	GOM_CRS_AXVIEC20091111_154832_20020301_000000_20500101_000000	1	17-APR-2007 00:04:31



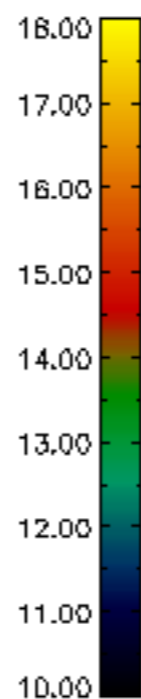
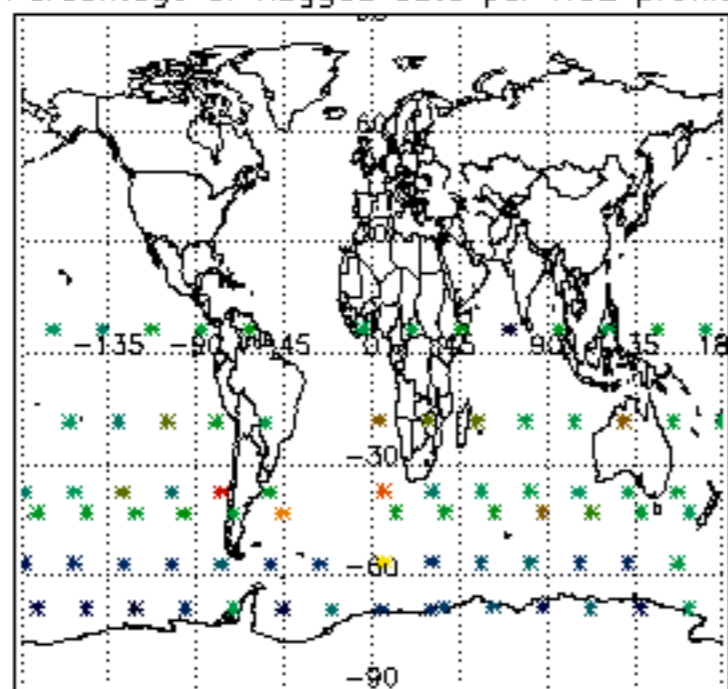
Percentage of flagged data per D3 profile



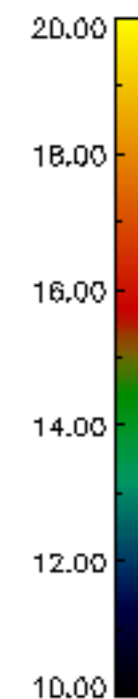
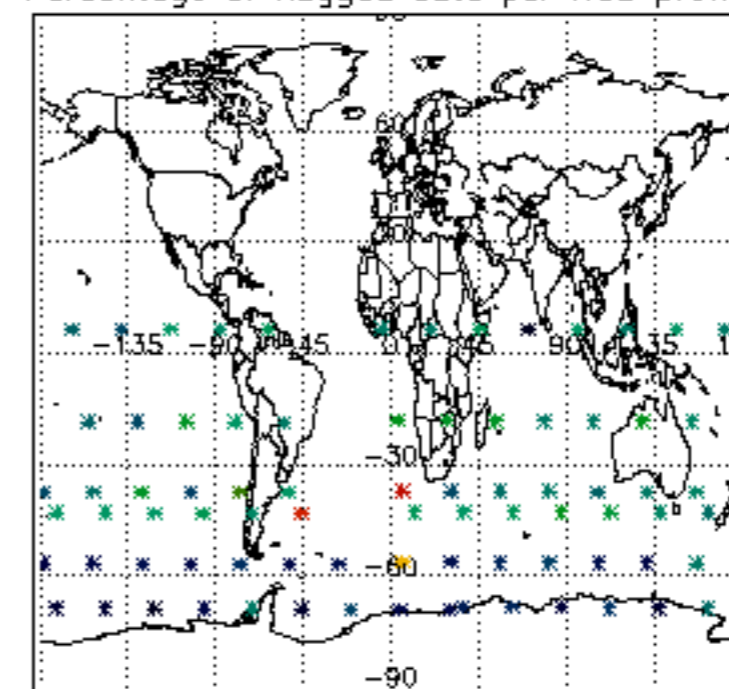
Percentage of flagged data per H2O profile



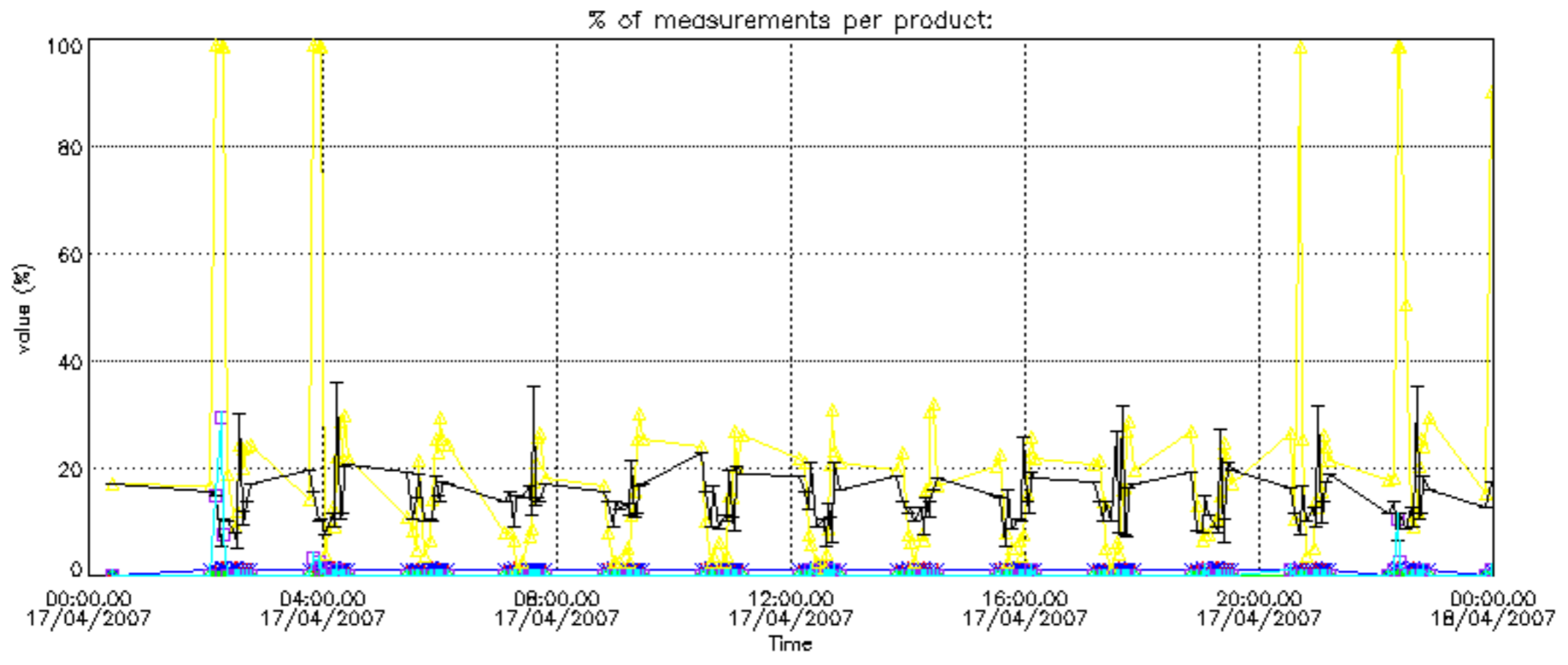
Percentage of flagged data per NO2 profile

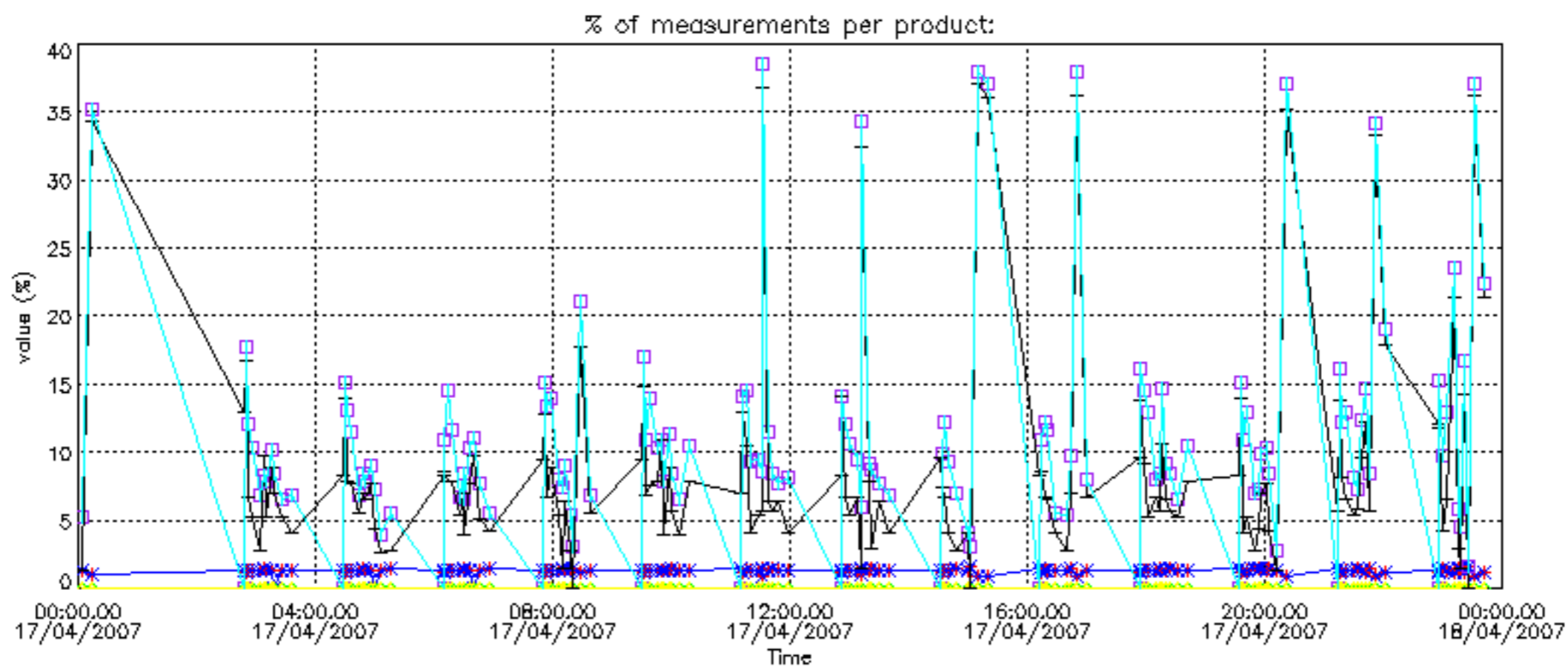


Percentage of flagged data per NO3 profile

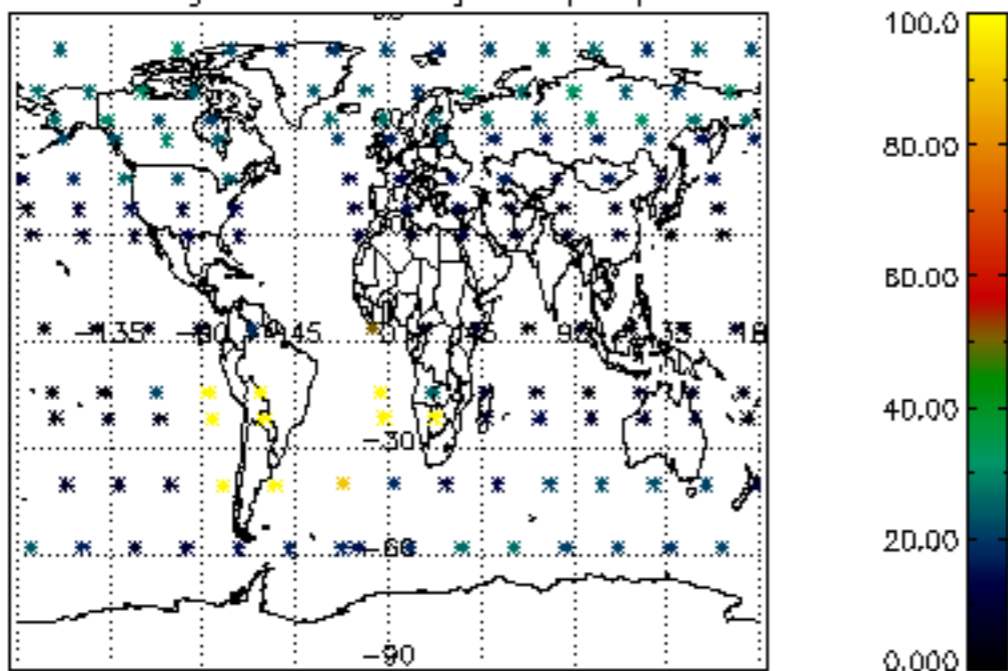




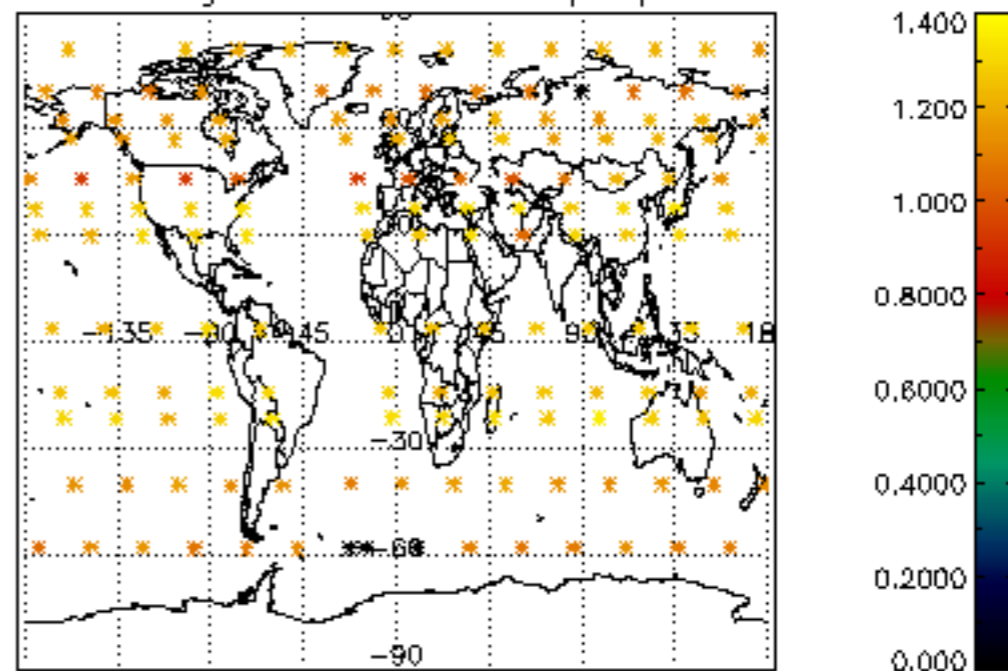




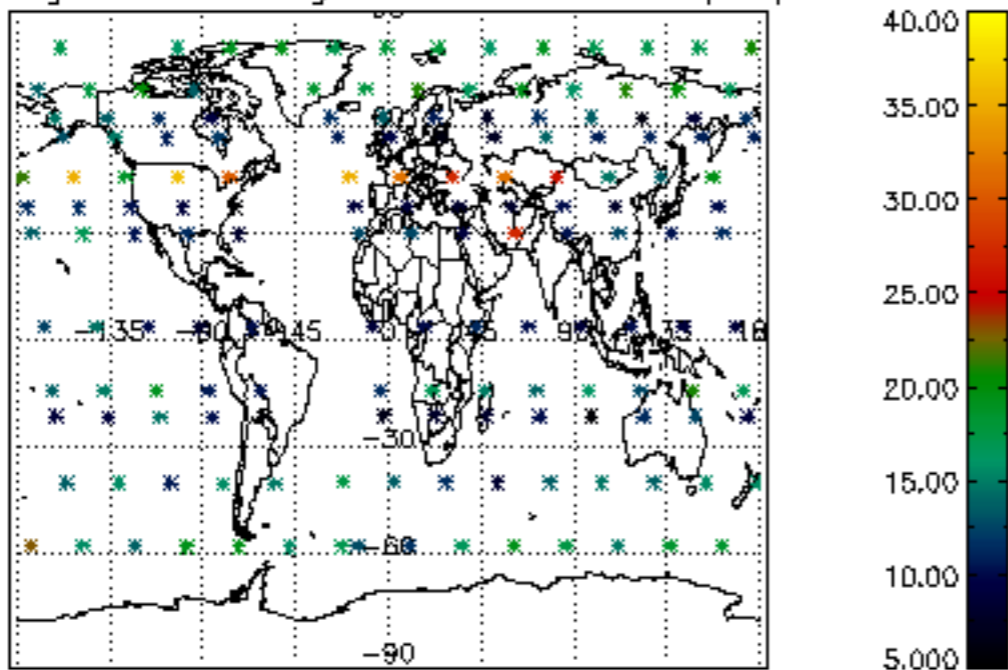
Percentage of cosmic ray hits per profile



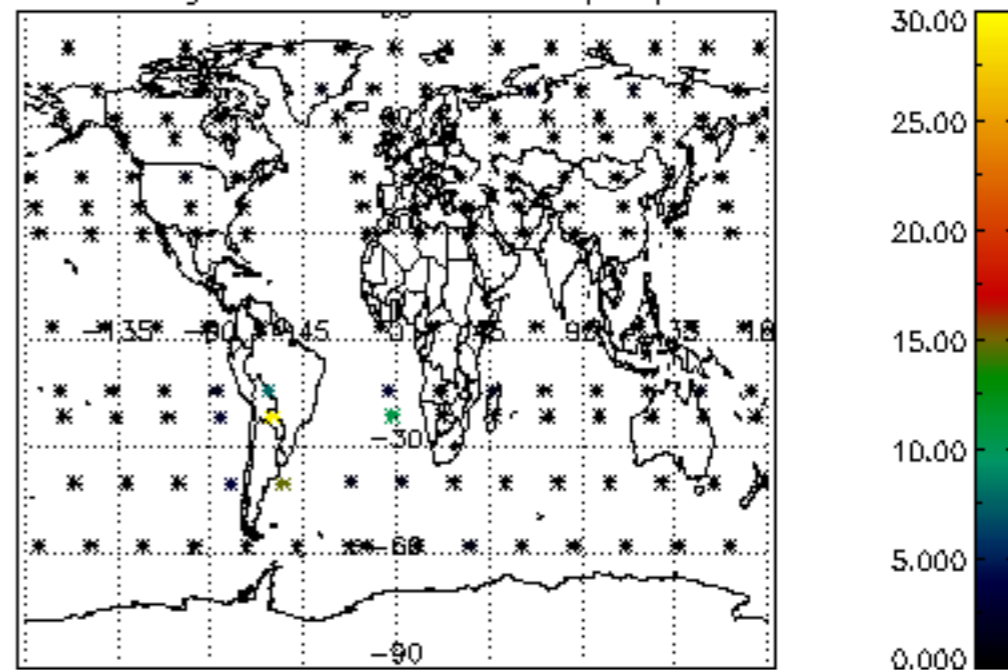
Percentage of datation errors per profile



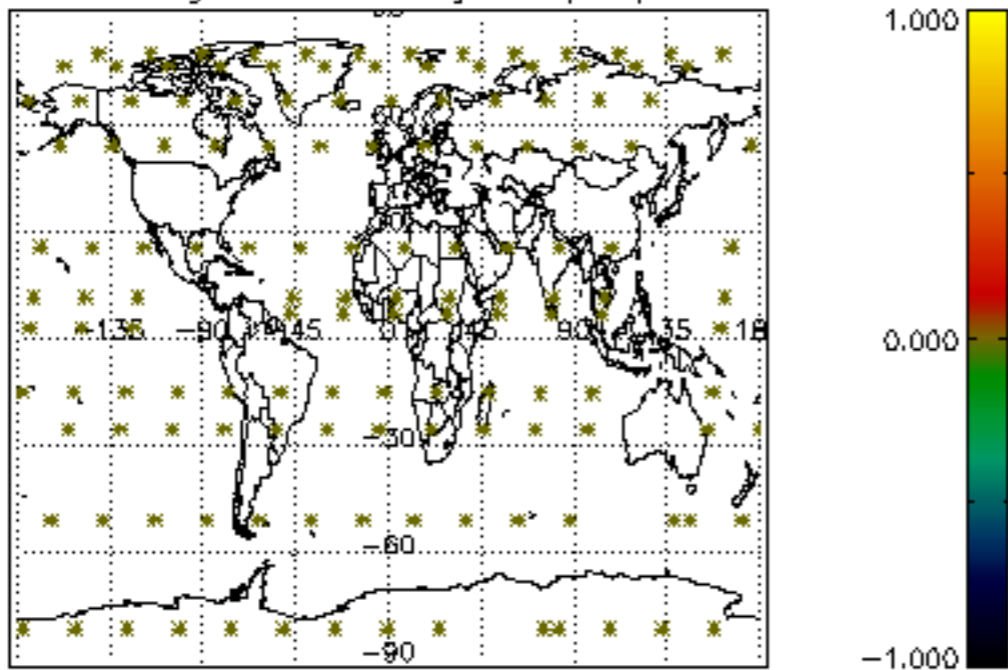
Percentage of star falling outside central band per profile



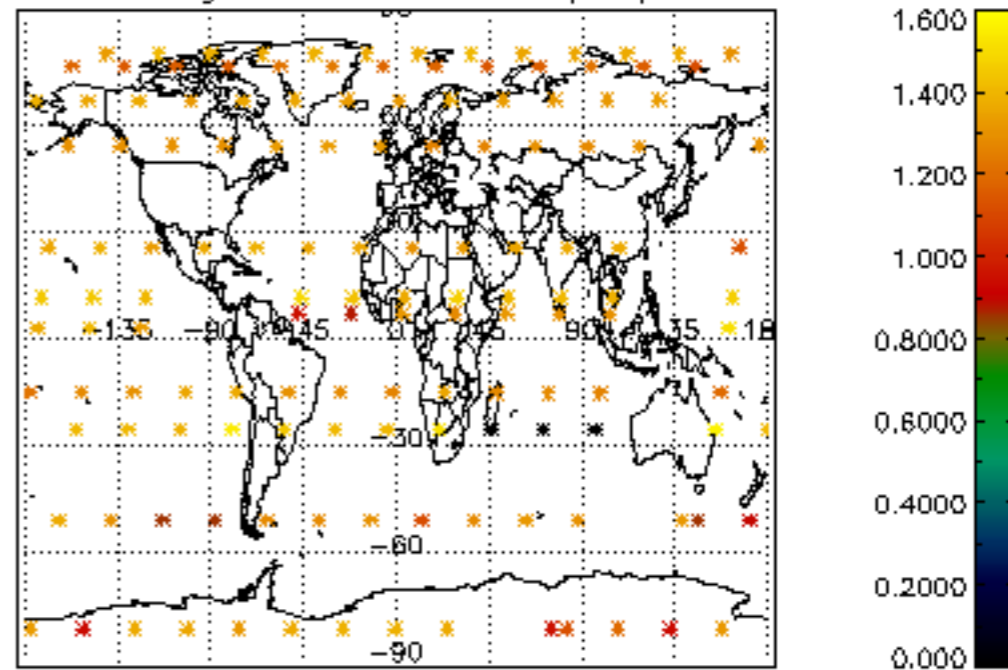
Percentage of saturation errors per profile



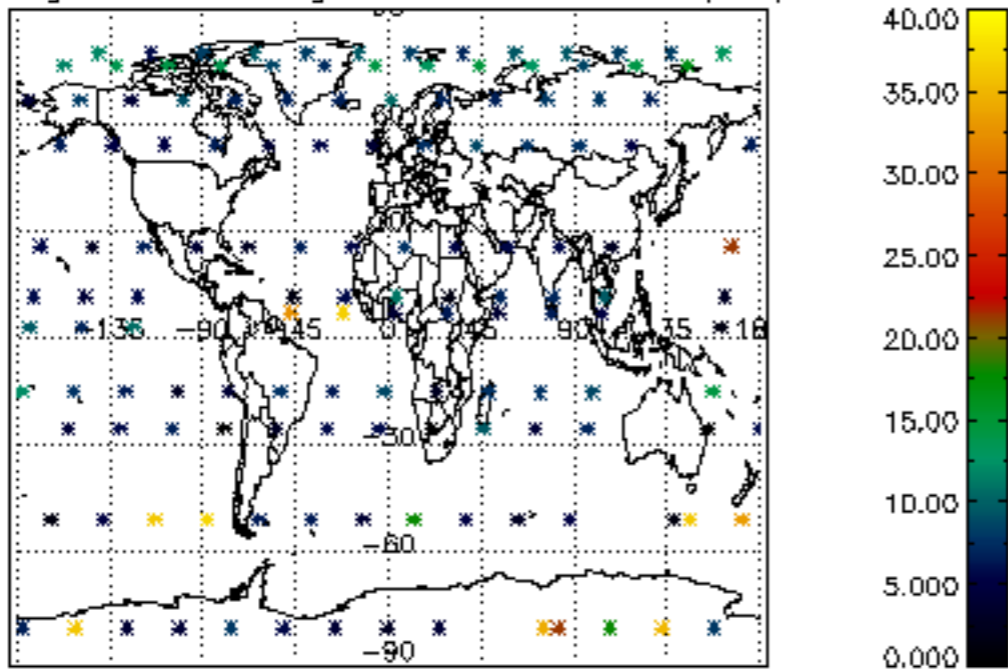
Percentage of cosmic ray hits per profile



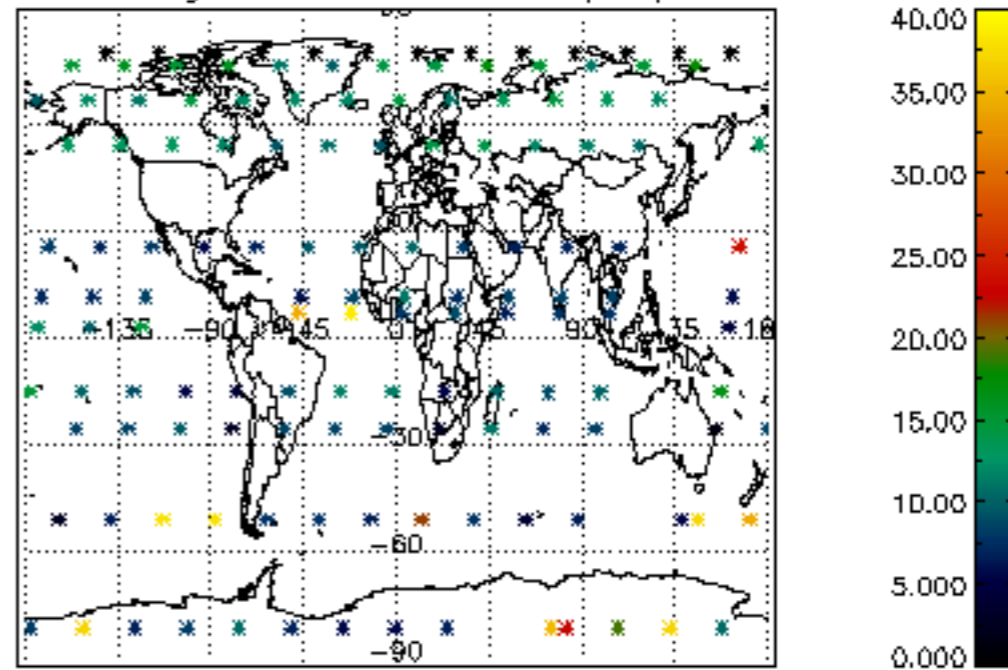
Percentage of datation errors per profile

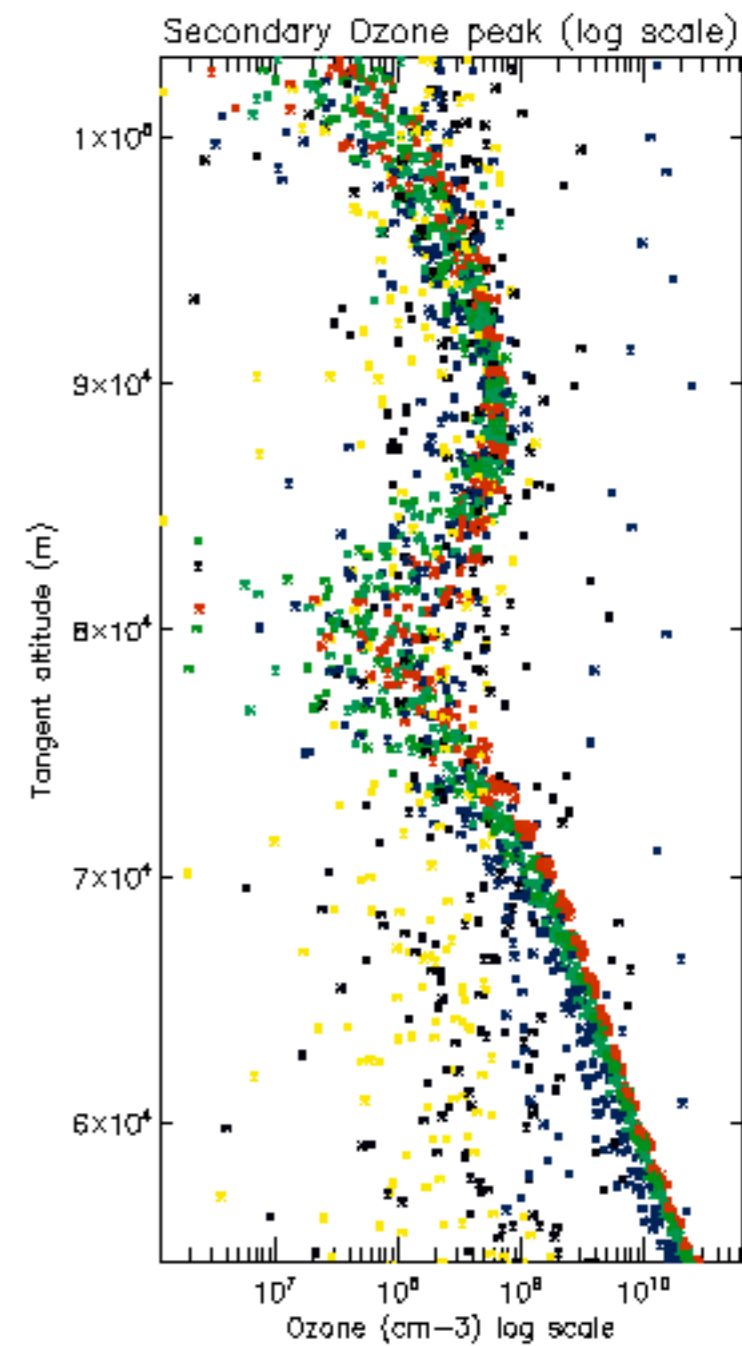
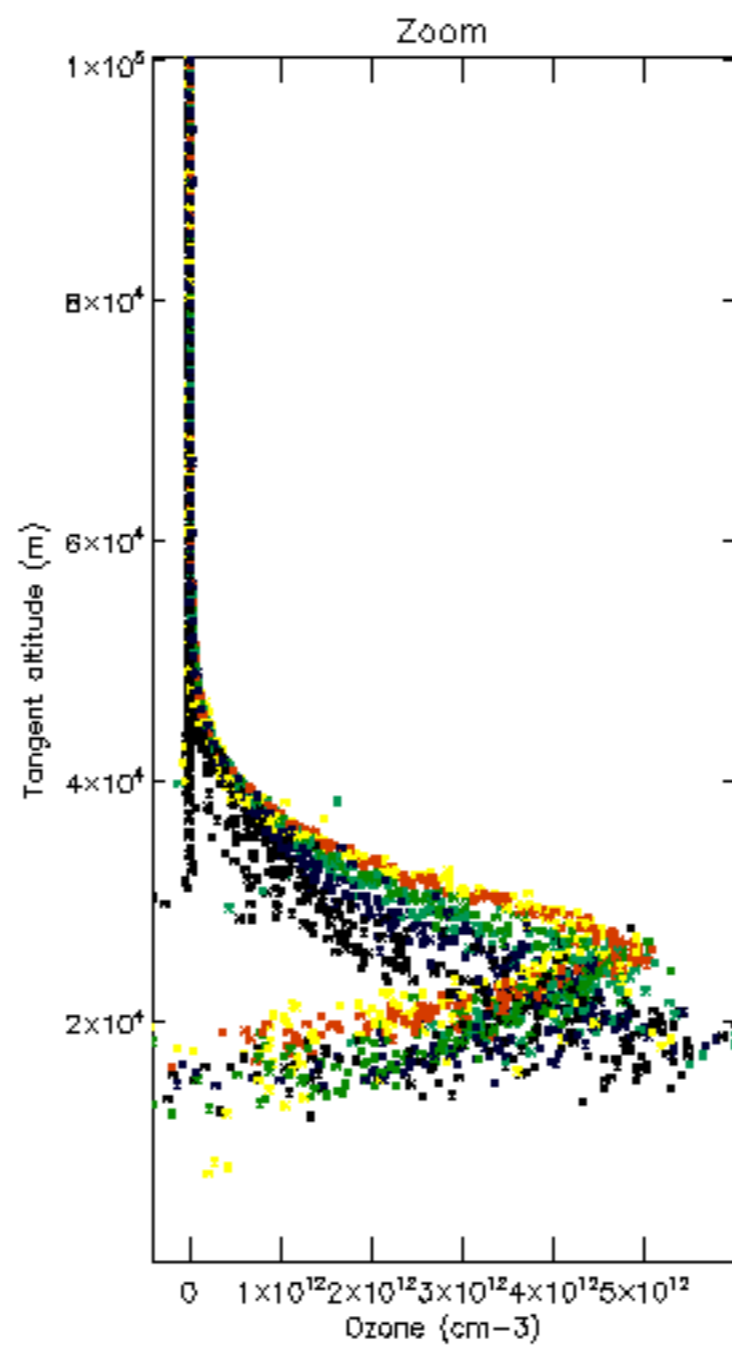
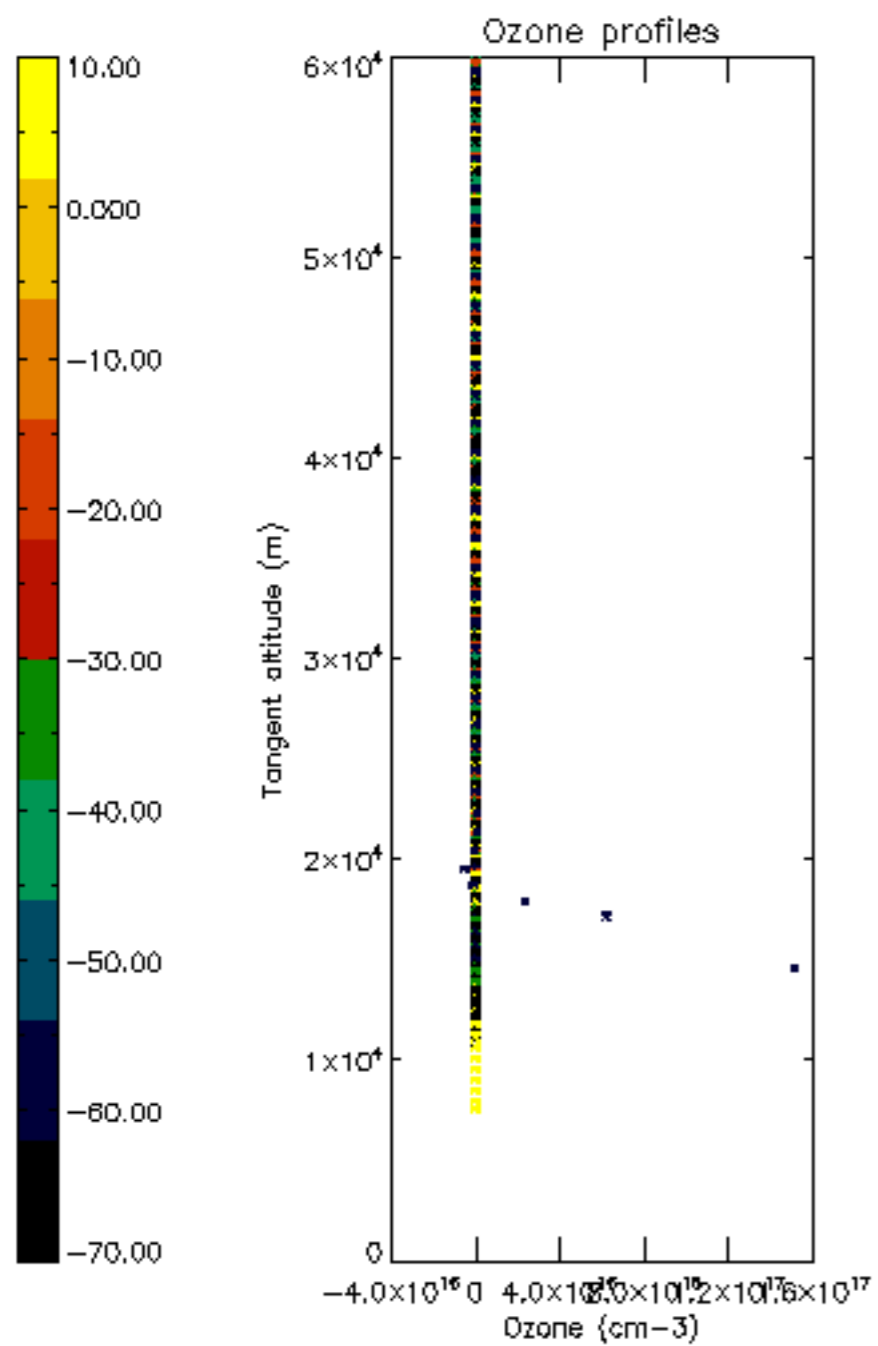


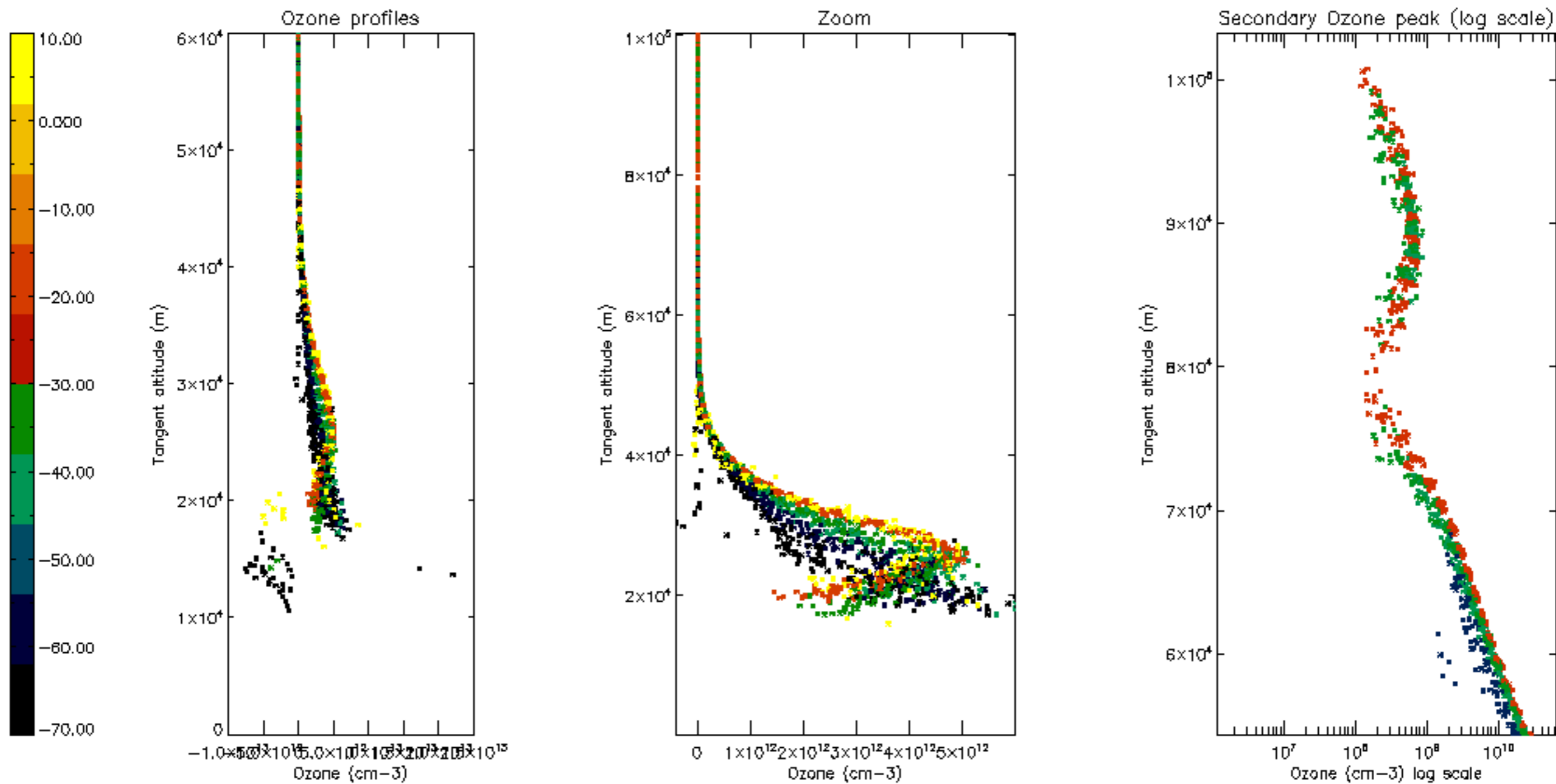
Percentage of star falling outside central band per profile

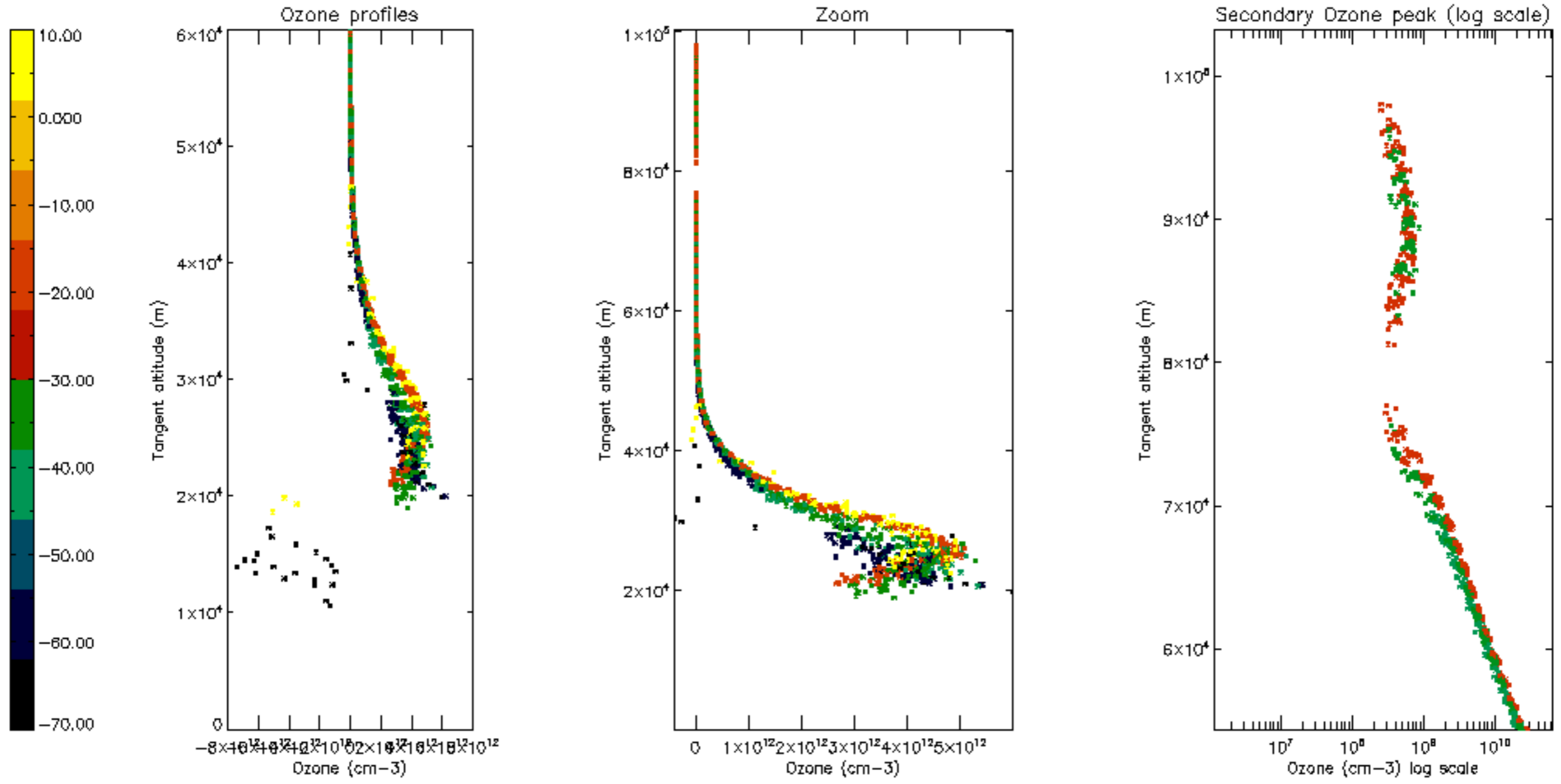


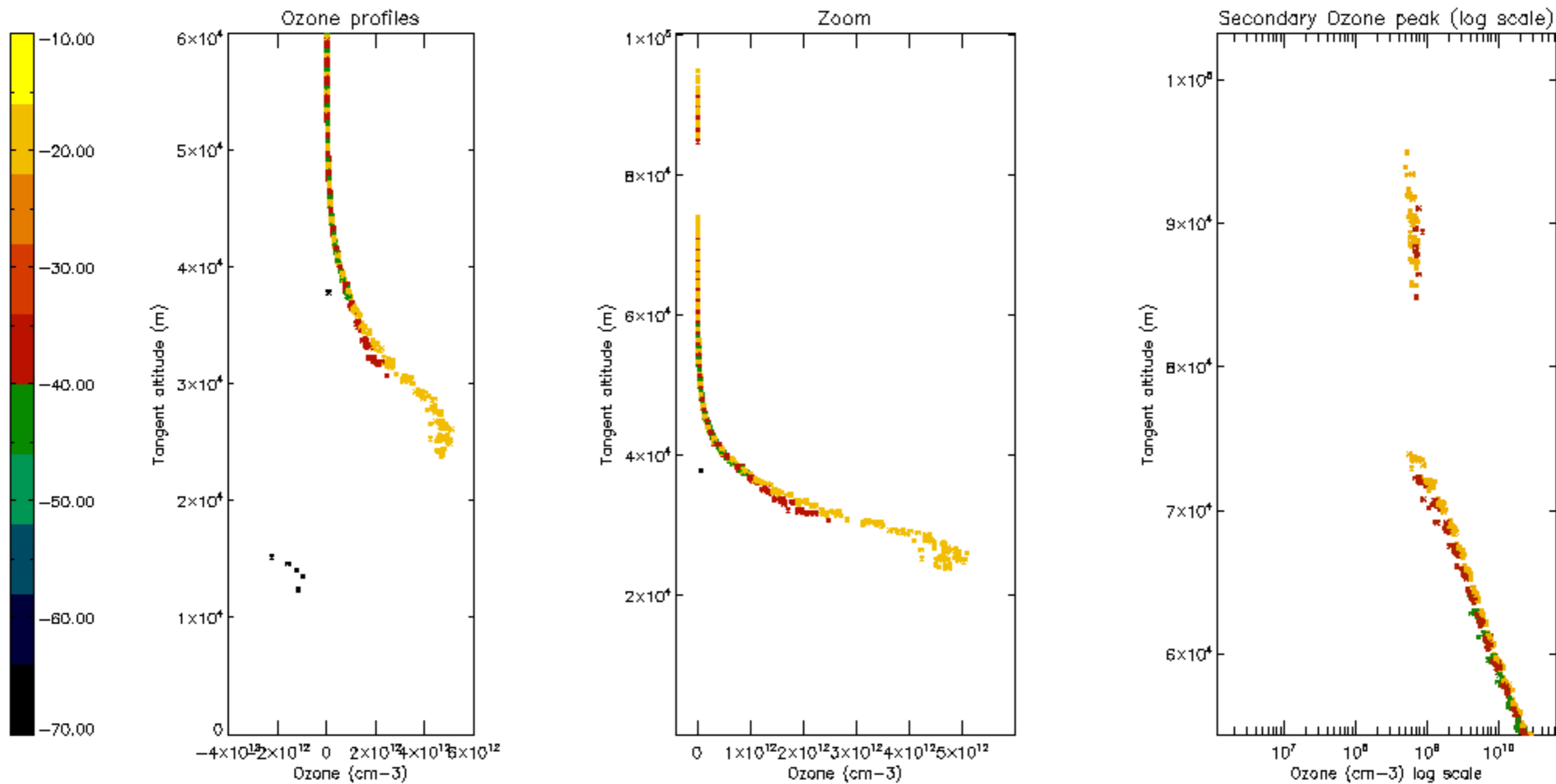
Percentage of saturation errors per profile



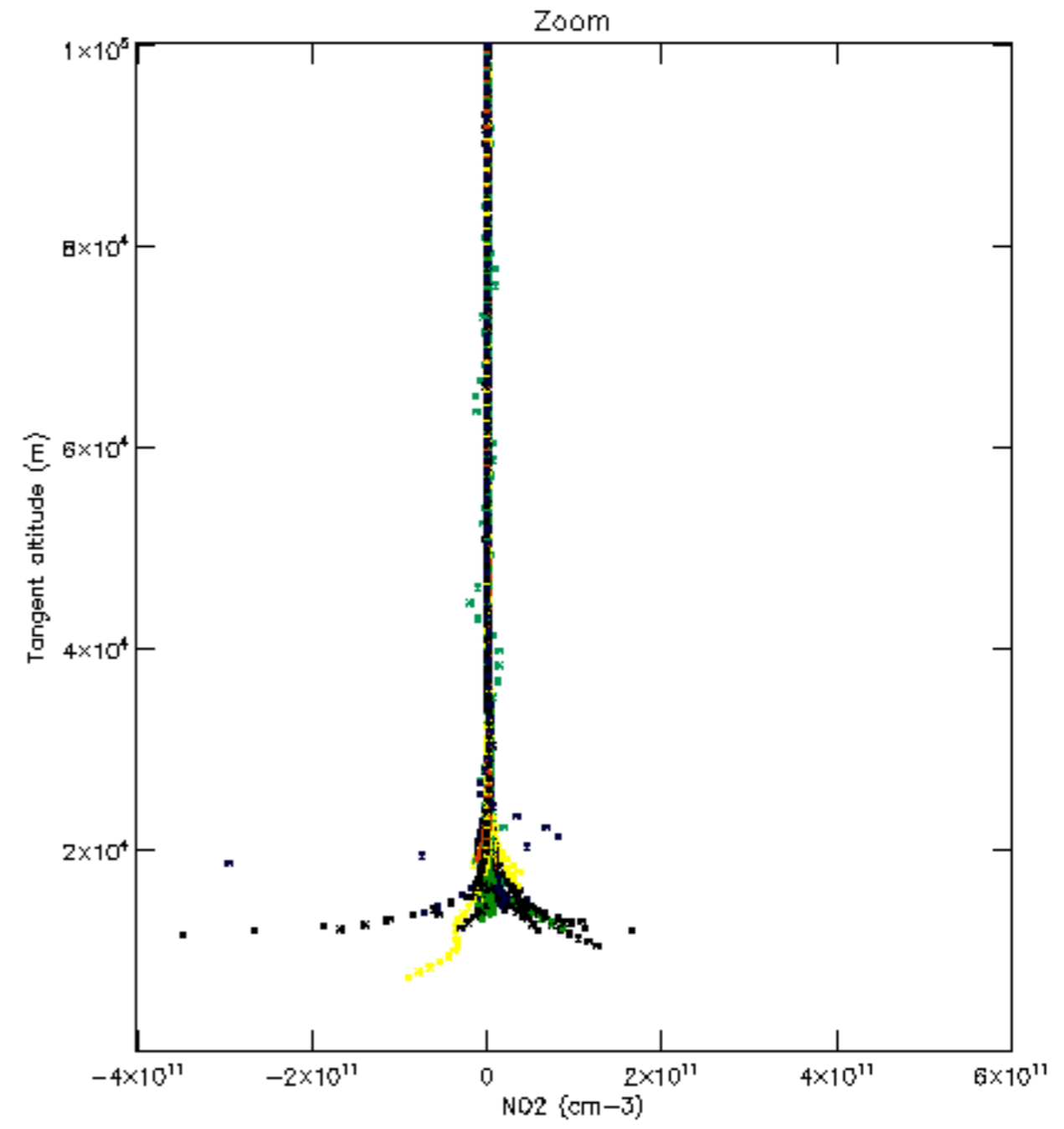
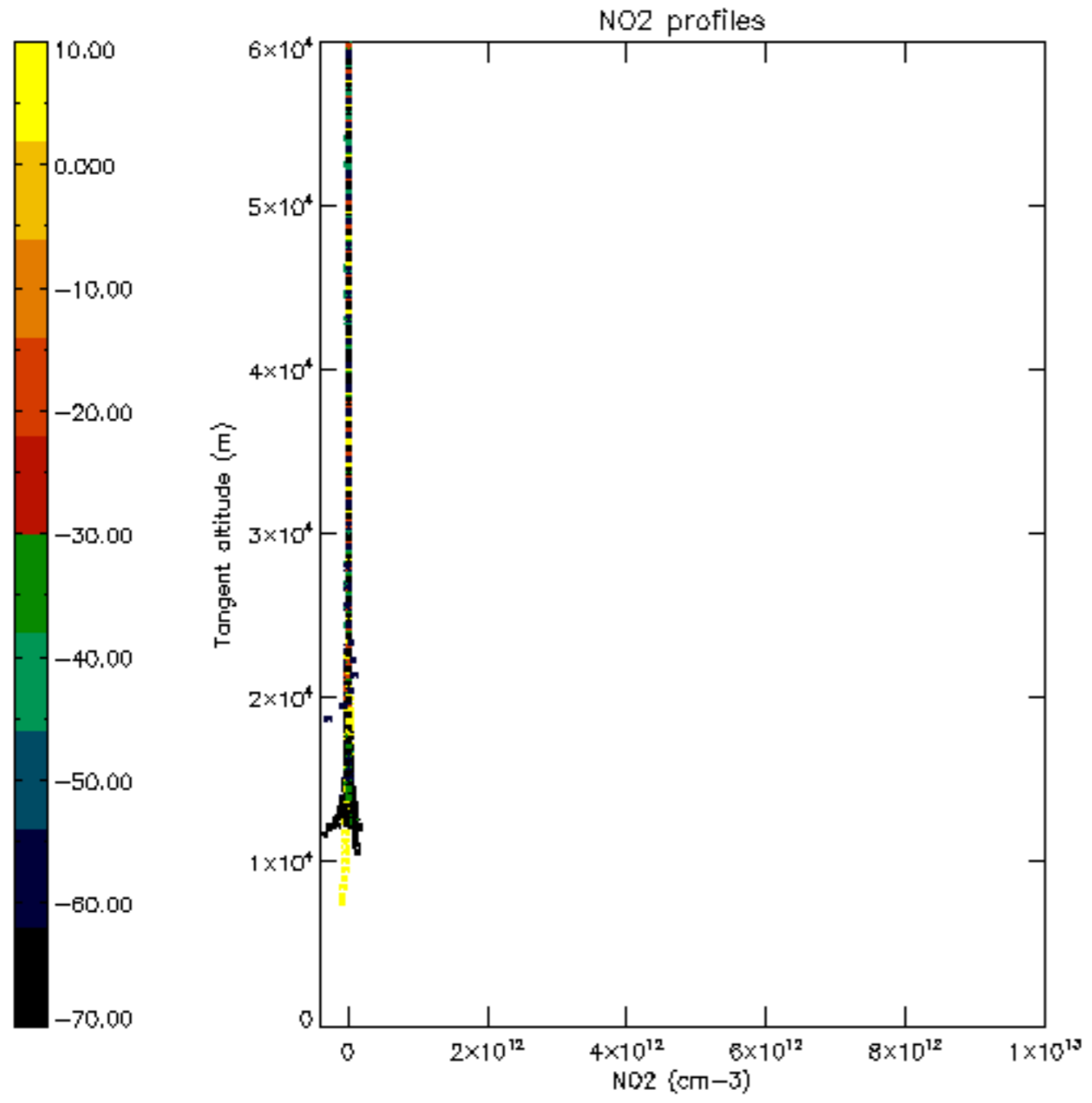


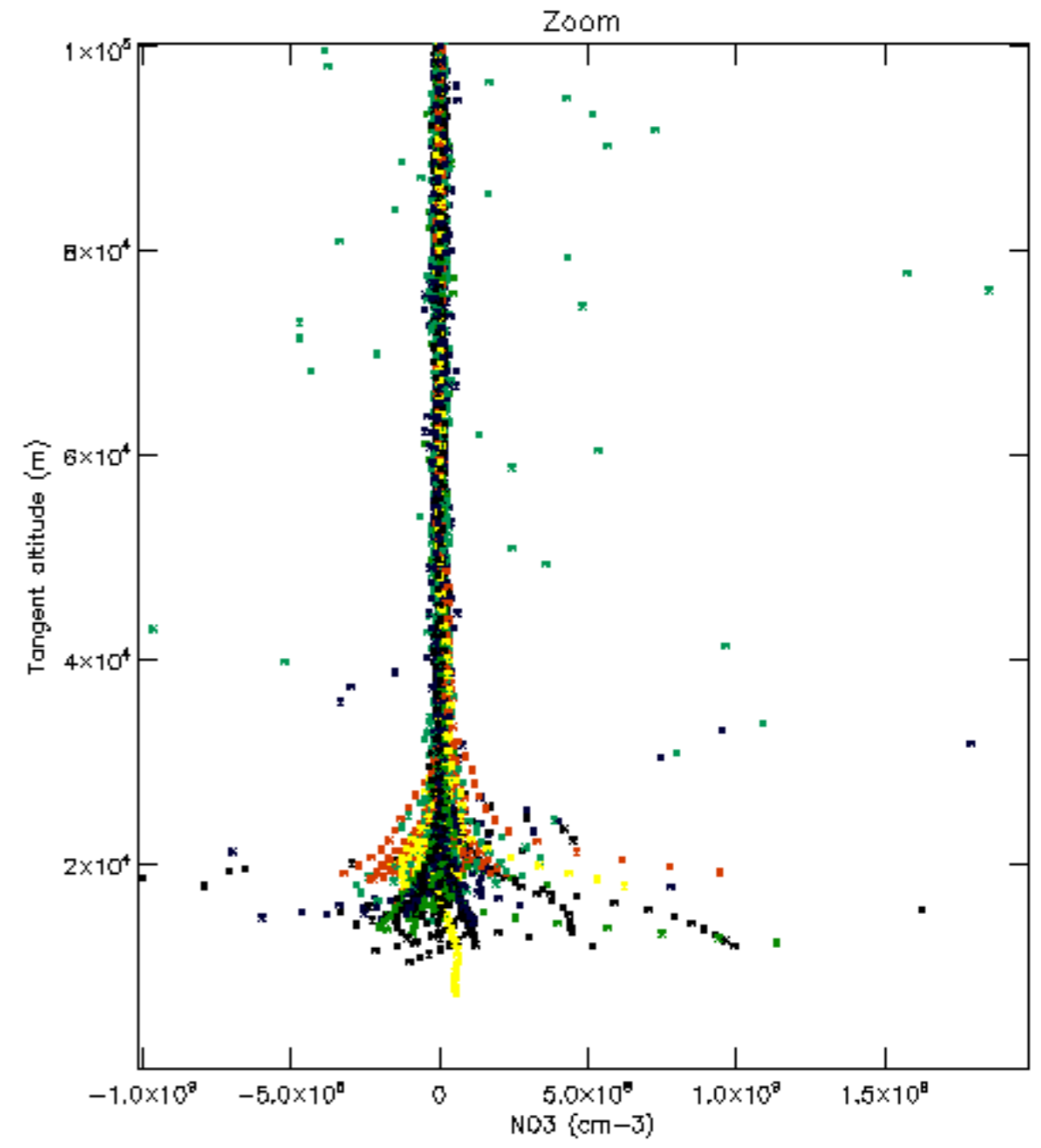
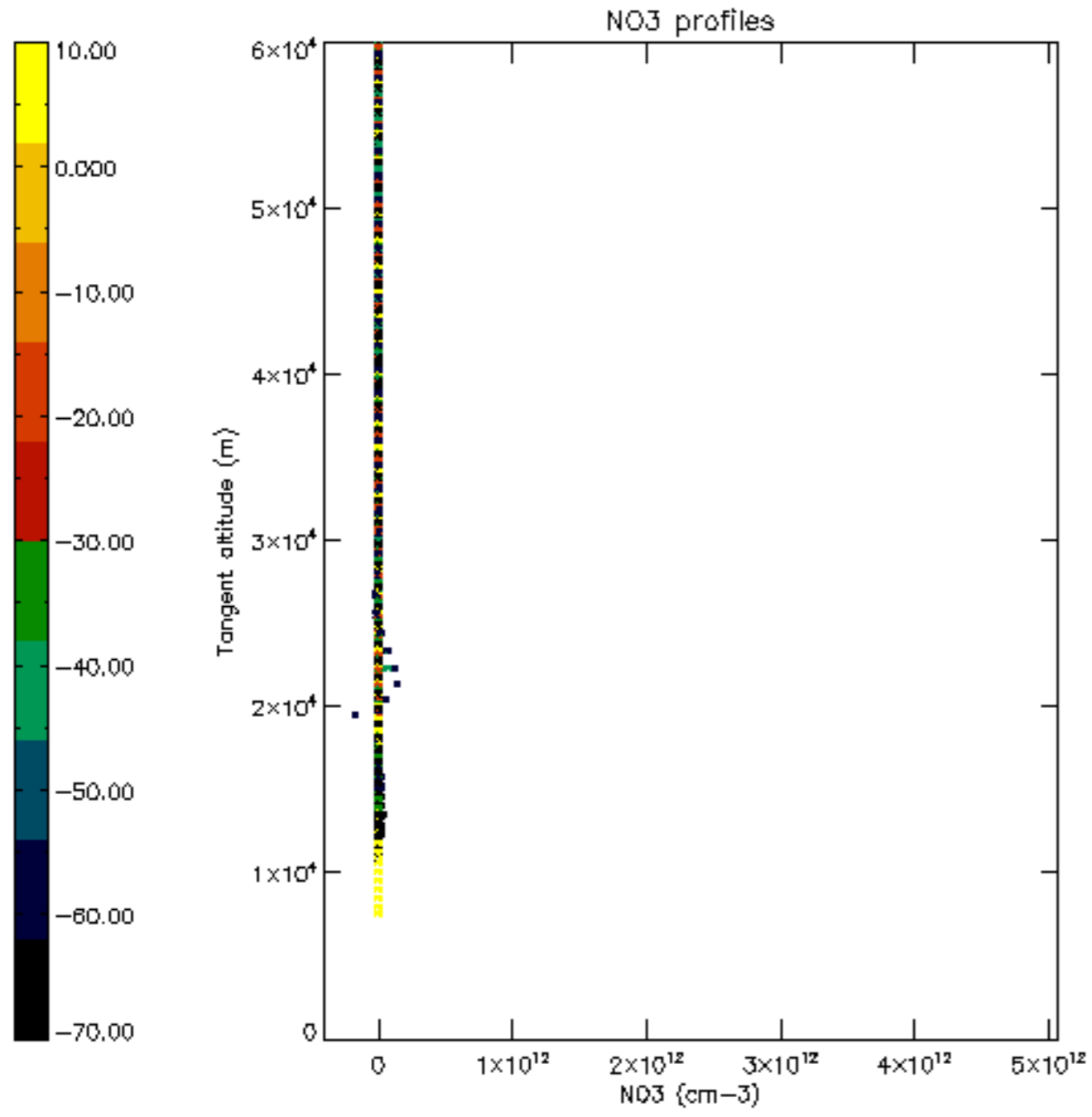


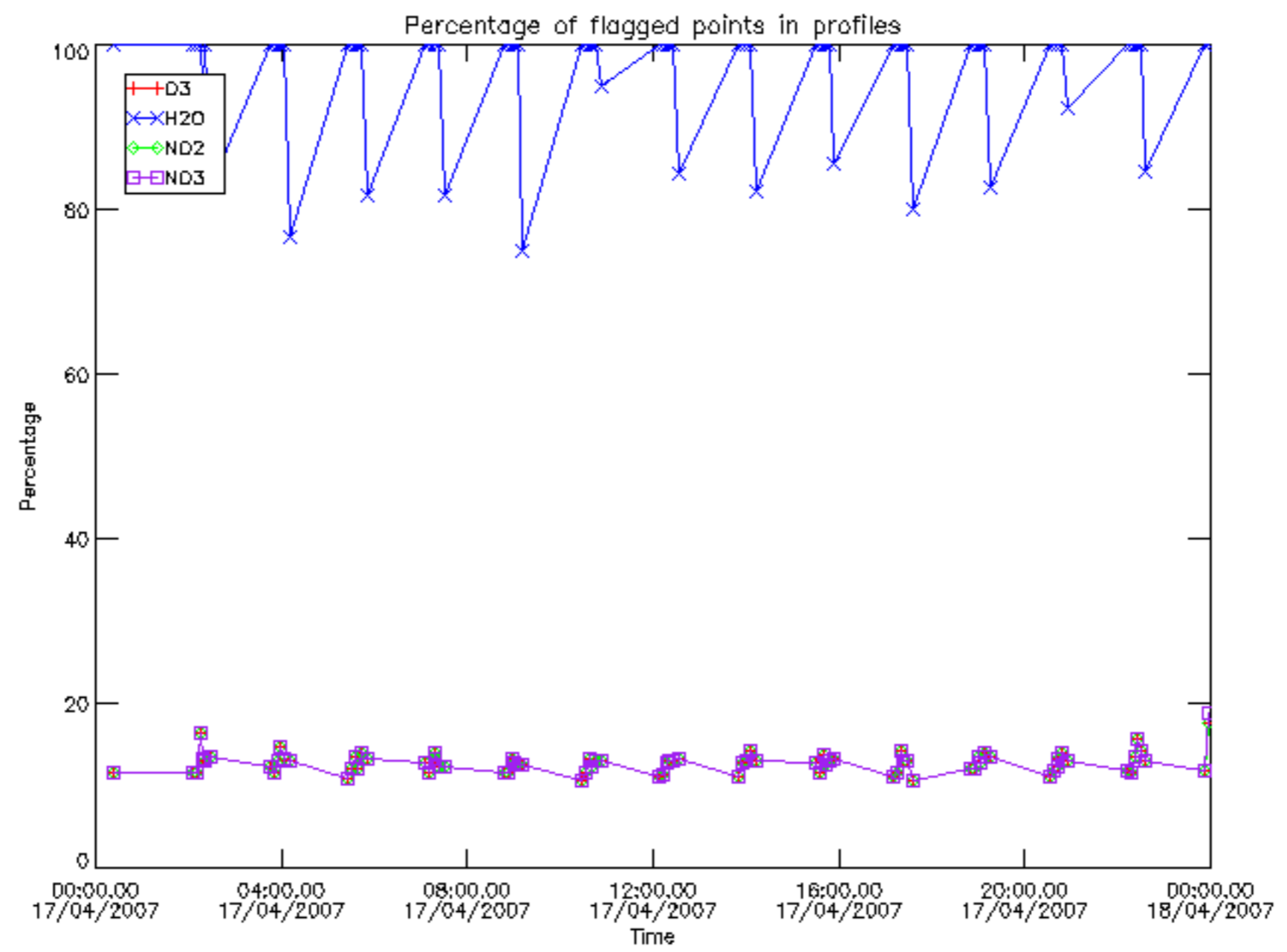




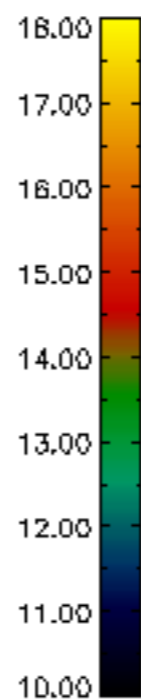
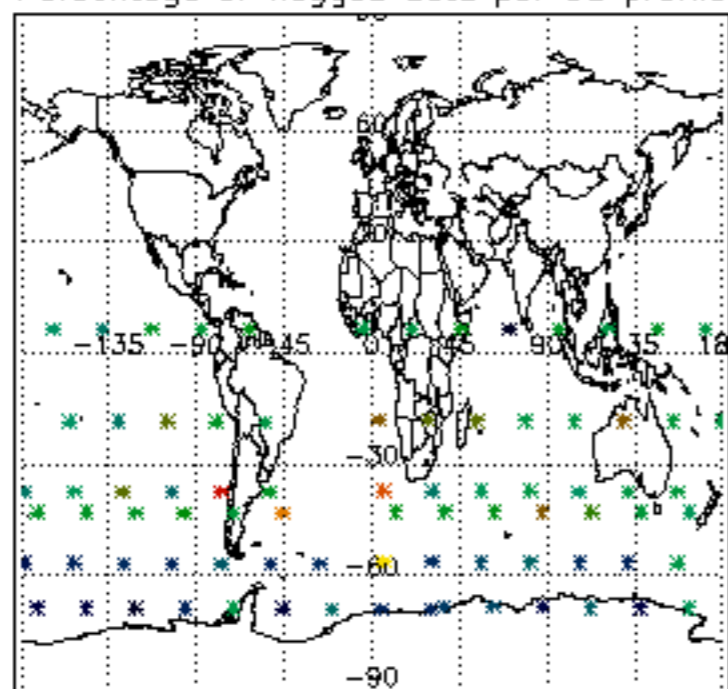




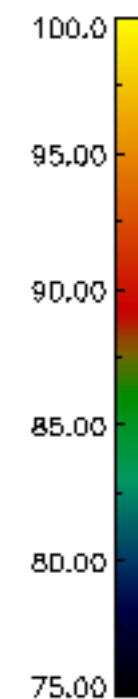
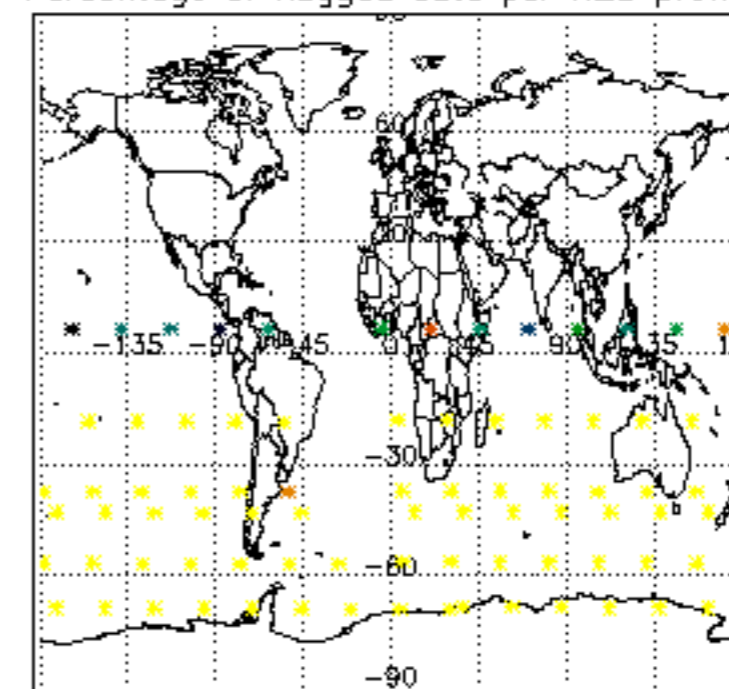




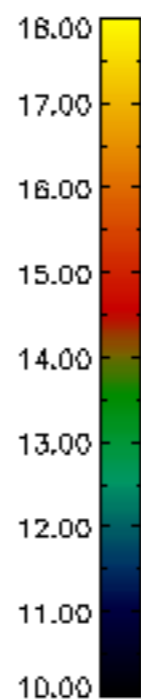
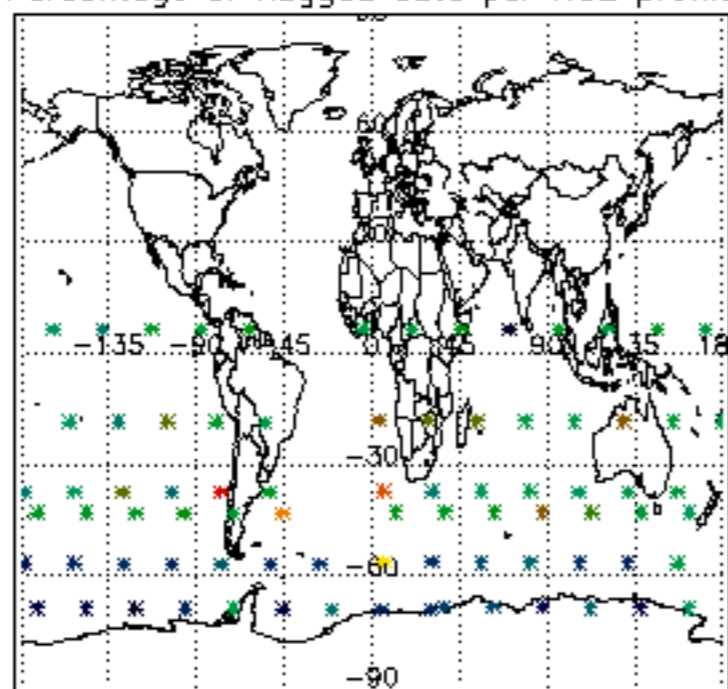
Percentage of flagged data per D3 profile



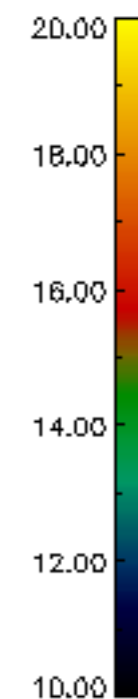
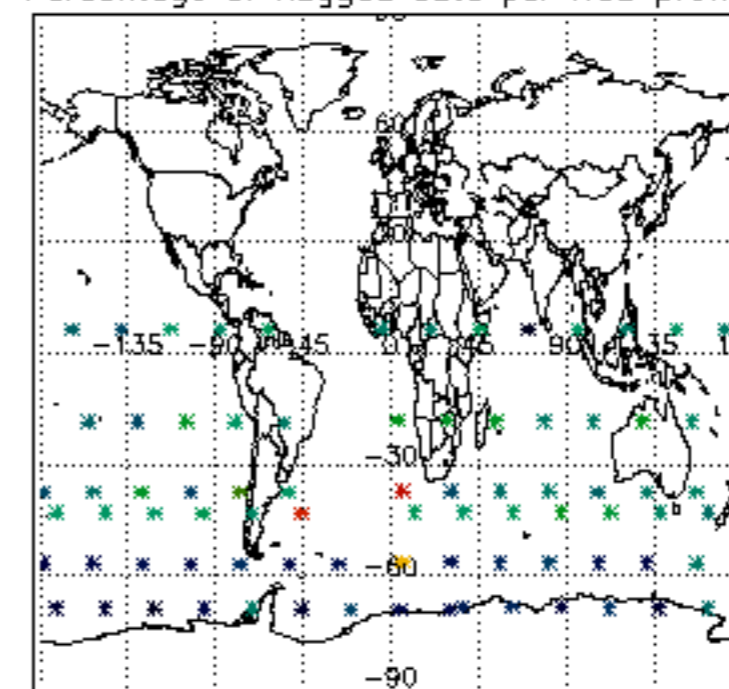
Percentage of flagged data per H2O profile

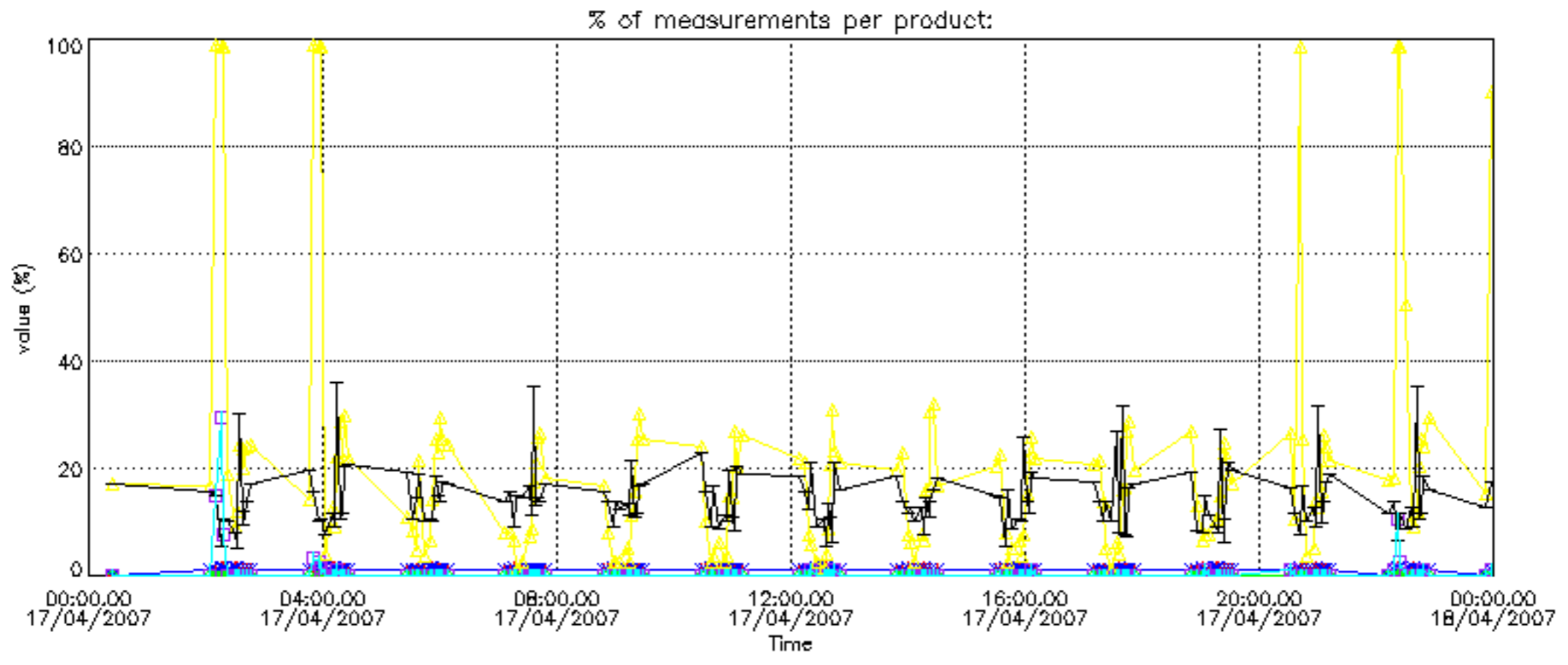


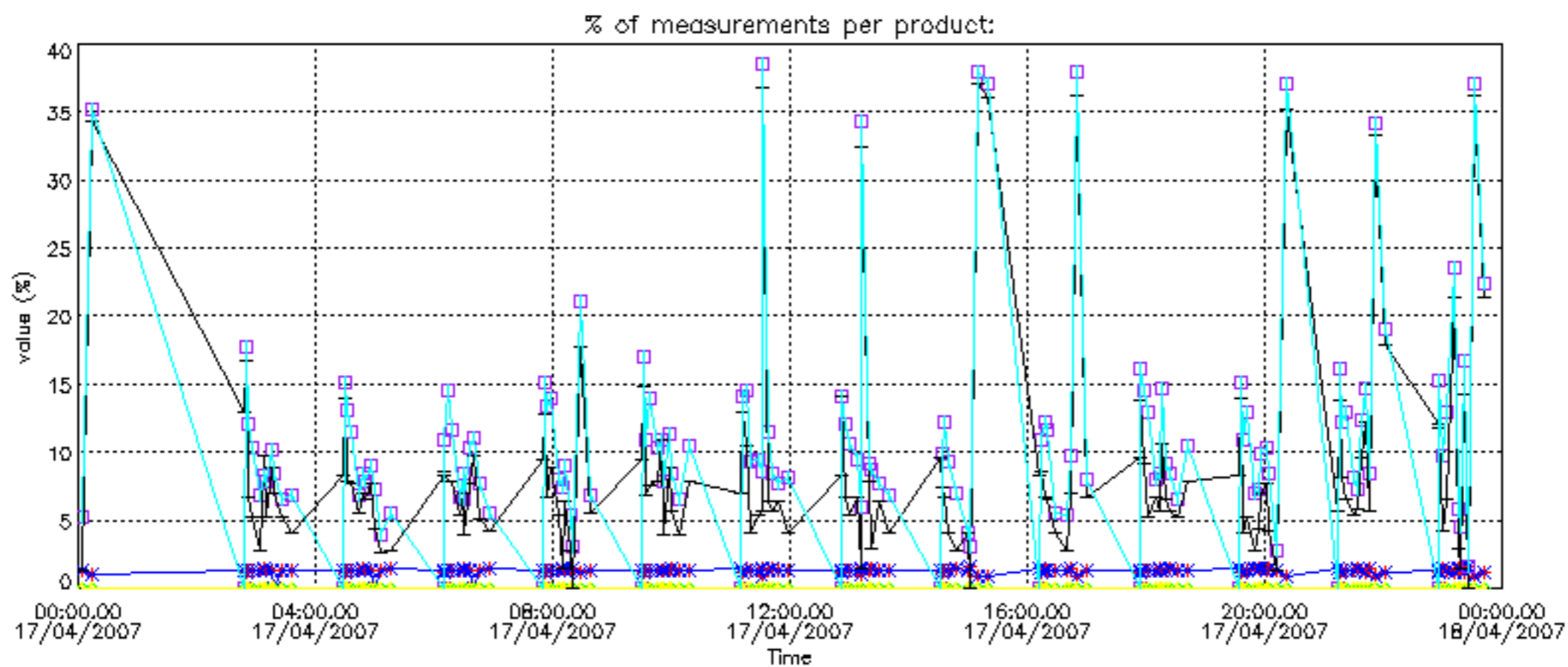
Percentage of flagged data per NO2 profile



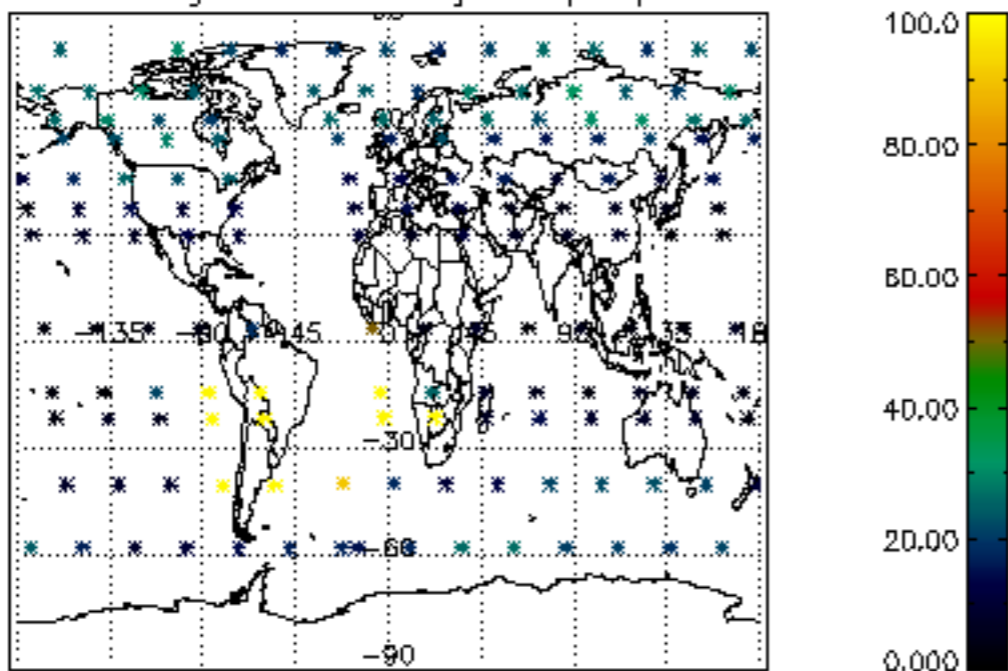
Percentage of flagged data per NO3 profile



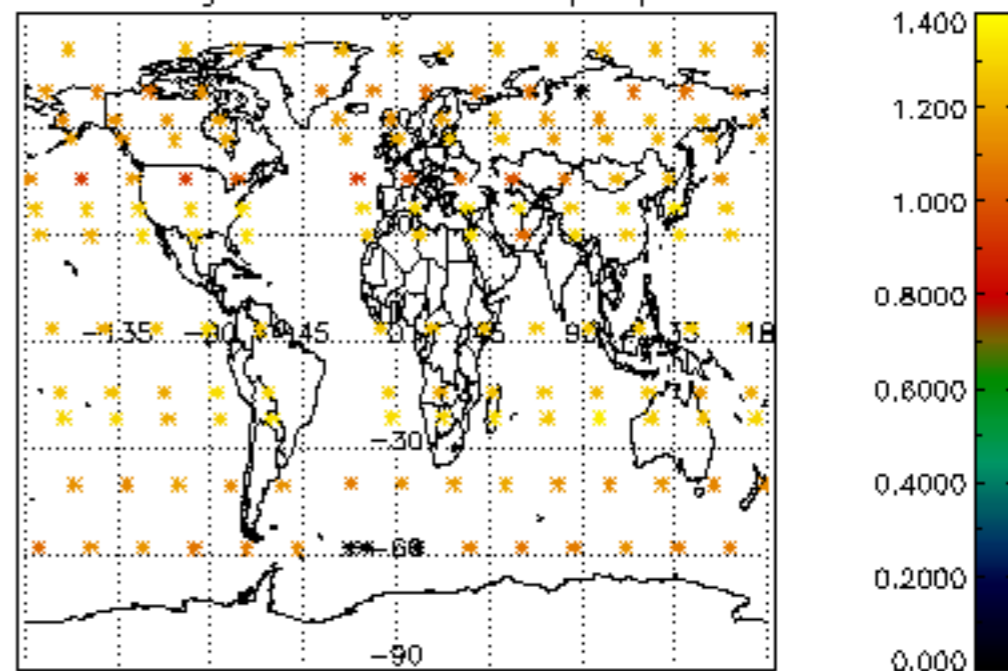




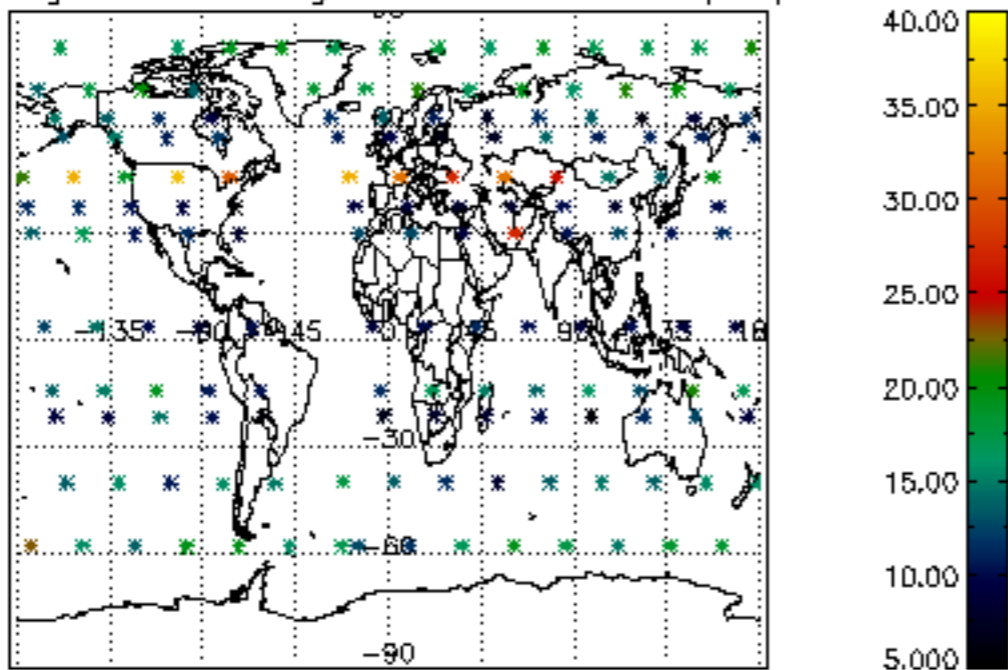
Percentage of cosmic ray hits per profile



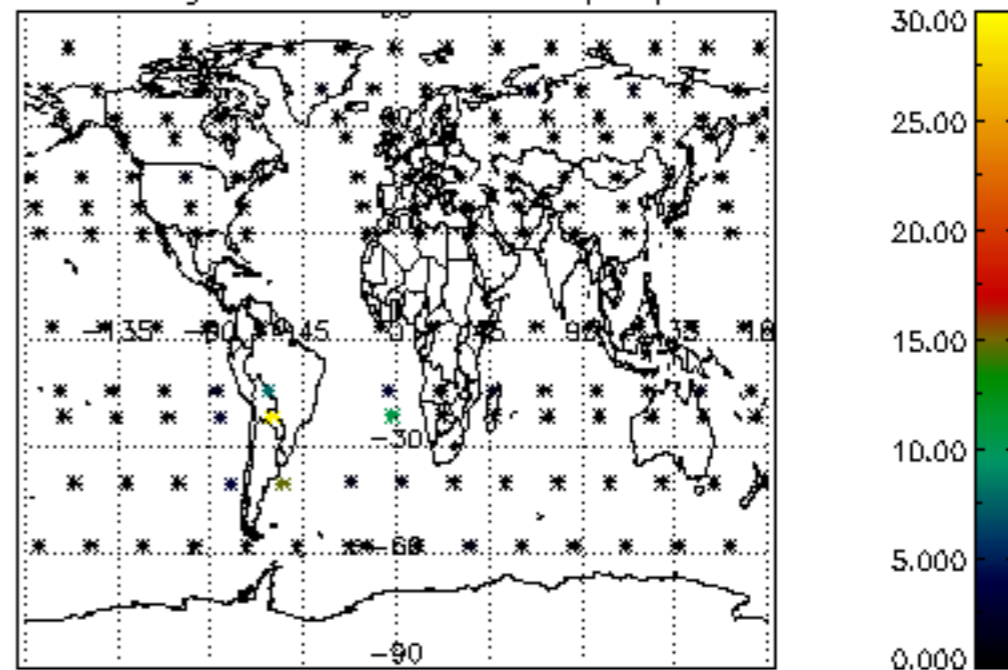
Percentage of datation errors per profile



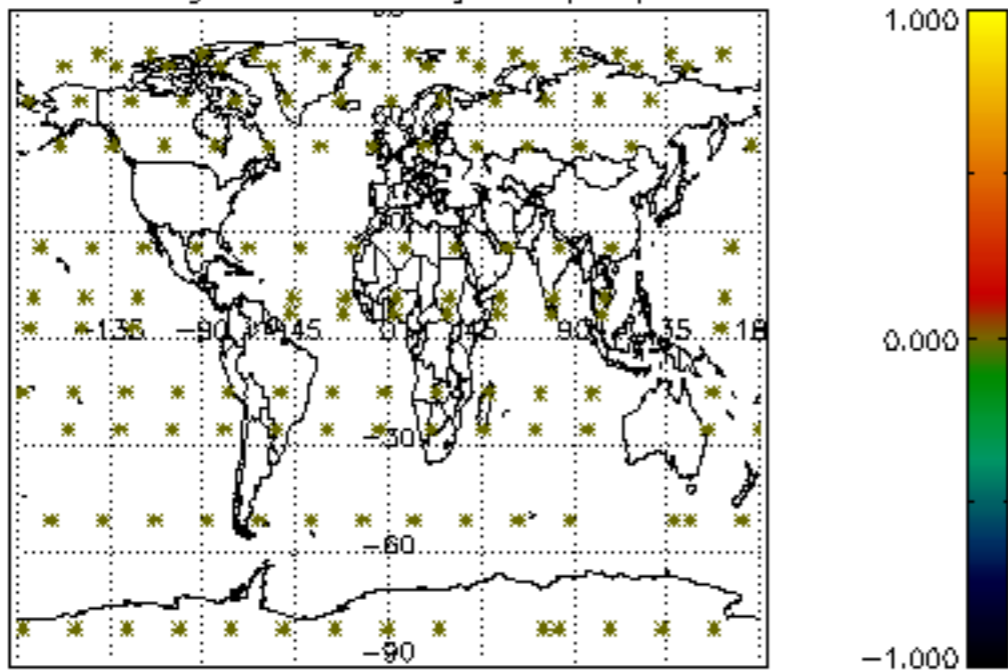
Percentage of star falling outside central band per profile



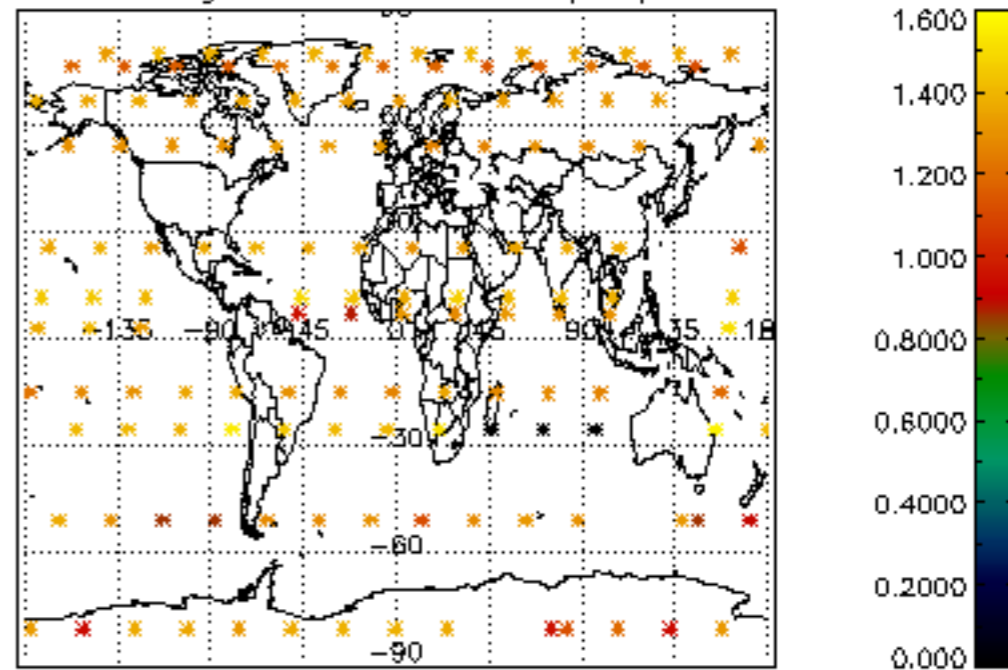
Percentage of saturation errors per profile



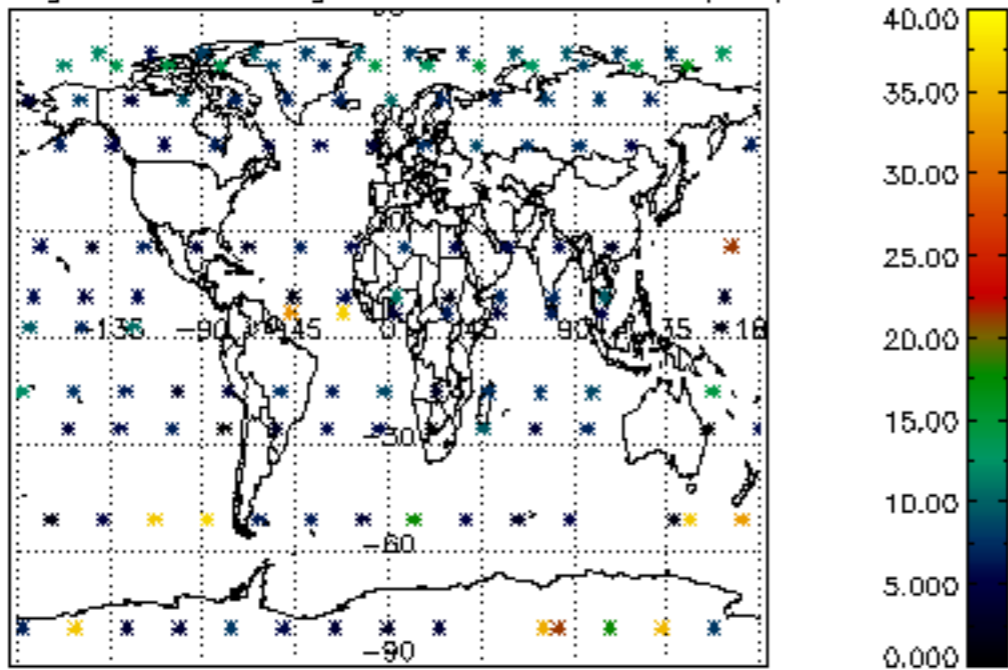
Percentage of cosmic ray hits per profile



Percentage of datation errors per profile



Percentage of star falling outside central band per profile



Percentage of saturation errors per profile

