

GOMOS Level 2 Daily Report

SUMMARY

[1. General Info](#)

[2. Summary of processed GOM_NL_2P products](#)

[3. Level 2 Quality information per product](#)

[3.1 Plot of level 2 quality information per product \(time dependant\)](#)

[3.2 Plot of level 2 quality information per product \(world map\)](#)

[4. Level 1 Quality information per product \(stored on level 2 products\)](#)

[4.1 Plot of level 1 quality information per product \(time dependant\)](#)

[4.1.1 Plot of level 1 quality information per product \(time dependant\): ASCENDING](#)

[4.1.2 Plot of level 1 quality information per product \(time dependant\): DESCENDING](#)

[4.2 Plot of level 1 quality information per product \(world map\)](#)

[4.2.1 Plot of level 1 quality information per product \(world map\): ASCENDING](#)

[4.2.2 Plot of level 1 quality information per product \(world map\): DESCENDING](#)

[5. Ozone profiles based on quality statistics and other trace gas profiles](#)

[5.1 Ozone statistics based on quality of products](#)

[5.2 Plot ozone profiles for all STD \(dark without errors\)](#)

[5.3 Plot ozone profiles where STD < 20% \(dark without errors\)](#)

[5.4. Plot ozone profiles where STD < 10% \(dark without errors\)](#)

[5.5. Plot ozone profiles where STD < 5% \(dark without errors\)](#)

[5.6 Plot NO2 profiles for all STD \(dark without errors\)](#)

[5.7 Plot NO3 profiles for all STD \(dark without errors\)](#)

[5.8 Plot H2O profiles \(only for occultations of stars 1,2,3,4,13,14,16,26,63 dark without errors\) for all STD](#)

[6. Auxiliary Data Files used for the production reported in section 2](#)

This report presents the daily analysis on parameters extracted from GOMOS level 2 data (GOM_NL__2P). It is intended to monitor some important parameters that will impact the quality of these products. A list of level 2 products (and content) that have arrived during the reporting day to the PCF is also given.

Item	Value
Time of report generation	22APR2013 18:30:43
Data source version	GOMOS/6.01
Start time of products	16-04-2007 (16APR2007 00:00:00)
Stop time of products	17-04-2007 (17APR2007 00:00:00)
Store outputs in DB	Yes
Nb of level 2 prods	320
Nb of prods with errors	0

2. Summary of processed GOM_NL__2P products.

Nr	Filename	UTC Start time	Limb	Duration	Star Id	Star Name	Star Mag	Star Temp	Nb Meas	Orbit	Prod. error
1	GOM_NL__2PRFIN20070416_000246_000000382057_00188_26795_0204.N1	16-APR-2007 00:02:46	Bright	38.000	121	29Gam Vir	2.7400	7200.0	76	26795	No
2	GOM_NL__2PRFIN20070416_000633_000000392057_00188_26795_0205.N1	16-APR-2007 00:06:33	Bright	39.000	138	47Eps Vir	2.8280	4700.0	78	26795	No
3	GOM_NL__2PRFIN20070416_001441_000000392057_00188_26795_0206.N1	16-APR-2007 00:14:41	Bright	38.500	152	12Alp2CVn	2.8900	11000.	77	26795	No
4	GOM_NL__2PRFIN20070416_001831_000000352057_00188_26795_0207.N1	16-APR-2007 00:18:31	Bright	35.000	87	64Gam UMa	2.4330	11000.	70	26795	No
5	GOM_NL__2PRFIN20070416_001954_000000382057_00188_26795_0208.N1	16-APR-2007 00:19:54	Bright	37.500	55	79Zet UMa	2.0600	10200.	75	26795	No
6	GOM_NL__2PRFIN20070416_002604_000000382057_00188_26795_0209.N1	16-APR-2007 00:26:04	Bright	37.500	60	7Bet UMi	2.0810	3950.0	75	26795	No
7	GOM_NL__2PRFIN20070416_002853_000000342057_00188_26795_0210.N1	16-APR-2007 00:28:53	Bright	33.500	49	1Alp UMi	1.9900	6300.0	67	26795	No
8	GOM_NL__2PRFIN20070416_003610_000000462057_00188_26795_0211.N1	16-APR-2007 00:36:10	Bright	46.000	89	5Alp Cep	2.4510	8000.0	92	26795	No
9	GOM_NL__2PRFIN20070416_004605_000000372057_00188_26795_0212.N1	16-APR-2007 00:46:05	Bright	37.000	164	44Eta Peg	2.9480	5400.0	74	26795	No
10	GOM_NL__2PRFIN20070416_005538_000000452057_00188_26795_0213.N1	16-APR-2007 00:55:38	Dark	44.500	162	34Alp Aqr	2.9440	5350.0	89	26795	No
11	GOM_NL__2PRFIN20070416_010039_000000442057_00188_26795_0214.N1	16-APR-2007 01:00:39	Dark	43.500	142	49Del Cap	2.8500	8900.0	87	26795	No
12	GOM_NL__2PRFIN20070416_011258_000000402057_00189_26796_0210.N1	16-APR-2007 01:12:58	Dark	40.000	45	Alp Pav	1.9400	26000.	80	26796	No
13	GOM_NL__2PRFIN20070416_012020_000000442057_00189_26796_0211.N1	16-APR-2007 01:20:20	Dark	43.500	43	Alp TrA	1.9100	4250.0	87	26796	No
14	GOM_NL__2PRFIN20070416_012225_000000402057_00189_26796_0212.N1	16-APR-2007 01:22:25	Dark	40.000	134	Bet TrA	2.8100	6600.0	80	26796	No
15	GOM_NL__2PRFIN20070416_012449_000000482057_00189_26796_0213.N1	16-APR-2007 01:24:49	Straylight	48.000	4	Alp1Cen	-0.010000	5800.0	96	26796	No
16	GOM_NL__2PRFIN20070416_012759_000000422057_00189_26796_0214.N1	16-APR-2007 01:27:59	Straylight	41.500	78	Alp Lup	2.3040	28000.	83	26796	No
17	GOM_NL__2PRFIN20070416_012935_000000472057_00189_26796_0215.N1	16-APR-2007 01:29:35	Straylight	47.000	81	Eta Cen	2.3560	28000.	94	26796	No
18	GOM_NL__2PRFIN20070416_013157_000000492057_00189_26796_0216.N1	16-APR-2007 01:31:57	Straylight	48.500	54	5The Cen	2.0550	4500.0	97	26796	No
19	GOM_NL__2PRFIN20070416_013705_000000412057_00189_26796_0217.N1	16-APR-2007 01:37:05	Twilight_stray	41.000	106	9Bet Crv	2.6480	5600.0	82	26796	No
20	GOM_NL__2PRFIN20070416_013855_000000372057_00189_26796_0218.N1	16-APR-2007 01:38:55	Bright	36.500	100	4Gam Crv	2.5800	13100.	73	26796	No
21	GOM_NL__2PRFIN20070416_014019_000000442057_00189_26796_0219.N1	16-APR-2007 01:40:19	Bright	44.000	15	67Alp Vir	0.97600	28000.	88	26796	No
22	GOM_NL__2PRFIN20070416_014322_000000392057_00189_26796_0220.N1	16-APR-2007 01:43:22	Bright	38.500	121	29Gam Vir	2.7400	7200.0	77	26796	No
23	GOM_NL__2PRFIN20070416_014709_000000392057_00189_26796_0221.N1	16-APR-2007 01:47:09	Bright	39.000	138	47Eps Vir	2.8280	4700.0	78	26796	No
24	GOM_NL__2PRFIN20070416_015516_000000372057_00189_26796_0222.N1	16-APR-2007 01:55:16	Bright	36.500	152	12Alp2CVn	2.8900	11000.	73	26796	No
25	GOM_NL__2PRFIN20070416_015907_000000372057_00189_26796_0223.N1	16-APR-2007 01:59:07	Bright	36.500	87	64Gam UMa	2.4330	11000.	73	26796	No
26	GOM_NL__2PRFIN20070416_020030_000000402057_00189_26796_0224.N1	16-APR-2007 02:00:30	Bright	39.500	55	79Zet UMa	2.0600	10200.	79	26796	No
27	GOM_NL__2PRFIN20070416_020640_000000412057_00189_26796_0225.N1	16-APR-2007 02:06:40	Bright	40.500	60	7Bet UMi	2.0810	3950.0	81	26796	No
28	GOM_NL__2PRFIN20070416_020929_000000342057_00189_26796_0226.N1	16-APR-2007 02:09:29	Bright	34.000	49	1Alp UMi	1.9900	6300.0	68	26796	No
29	GOM_NL__2PRFIN20070416_021646_000000372057_00189_26796_0227.N1	16-APR-2007 02:16:46	Bright	37.000	89	5Alp Cep	2.4510	8000.0	74	26796	No
30	GOM_NL__2PRFIN20070416_022642_000000382057_00189_26796_0228.N1	16-APR-2007 02:26:42	Bright	38.000	164	44Eta Peg	2.9480	5400.0	76	26796	No
31	GOM_NL__2PRFIN20070416_023615_000000452057_00189_26796_0229.N1	16-APR-2007 02:36:15	Dark	45.000	162	34Alp Aqr	2.9440	5350.0	90	26796	No
32	GOM_NL__2PRFIN20070416_024115_000000452057_00189_26796_0230.N1	16-APR-2007 02:41:15	Dark	45.000	142	49Del Cap	2.8500	8900.0	90	26796	No
33	GOM_NL__2PRFIN20070416_024633_000000382057_00189_26796_0231.N1	16-APR-2007 02:46:33	Dark	37.500	172	Gam Gru	3.0030	13100.	75	26796	No
34	GOM_NL__2PRFIN20070416_025334_000000392057_00190_26797_0225.N1	16-APR-2007 02:53:34	Dark	38.500	45	Alp Pav	1.9400	26000.	77	26797	No
35	GOM_NL__2PRFIN20070416_030056_000000402057_00190_26797_0226.N1	16-APR-2007 03:00:56	Dark	40.000	43	Alp TrA	1.9100	4250.0	80	26797	No
36	GOM_NL__2PRFIN20070416_030302_000000402057_00190_26797_0227.N1	16-APR-2007 03:03:02	Dark	39.500	134	Bet TrA	2.8100	6600.0	79	26797	No
37	GOM_NL__2PRFIN20070416_030525_000000422057_00190_26797_0228.N1	16-APR-2007 03:05:25	Straylight	42.000	4	Alp1Cen	-0.010000	5800.0	84	26797	No
38	GOM_NL__2PRFIN20070416_030836_000000412057_00190_26797_0229.N1	16-APR-2007 03:08:36	Straylight	40.500	78	Alp Lup	2.3040	28000.	81	26797	No
39	GOM_NL__2PRFIN20070416_031011_000000432057_00190_26797_0230.N1	16-APR-2007 03:10:11	Straylight	42.500	81	Eta Cen	2.3560	28000.	85	26797	No
40	GOM_NL__2PRFIN20070416_031233_000000492057_00190_26797_0231.N1	16-APR-2007 03:12:33	Straylight	49.000	54	5The Cen	2.0550	4500.0	98	26797	No
41	GOM_NL__2PRFIN20070416_031741_000000422057_00190_26797_0232.N1	16-APR-2007 03:17:41	Twilight_stray	42.000	106	9Bet Crv	2.6480	5600.0	84	26797	No
42	GOM_NL__2PRFIN20070416_031931_000000382057_00190_26797_0233.N1	16-APR-2007 03:19:31	Bright	38.000	100	4Gam Crv	2.5800	13100.	76	26797	No

43	GOM_NL__2PRFIN20070416_032055_000000442057_00190_26797_0234.N1	16-APR-2007 03:20:55	Bright	43.500	15	67Alp Vir	0.97600	28000.	87	26797	No
44	GOM_NL__2PRFIN20070416_032358_000000392057_00190_26797_0235.N1	16-APR-2007 03:23:58	Bright	38.500	121	29Gam Vir	2.7400	7200.0	77	26797	No
45	GOM_NL__2PRFIN20070416_032745_000000392057_00190_26797_0236.N1	16-APR-2007 03:27:45	Bright	38.500	138	47Eps Vir	2.8280	4700.0	77	26797	No
46	GOM_NL__2PRFIN20070416_033552_000000372057_00190_26797_0237.N1	16-APR-2007 03:35:52	Bright	37.000	152	12Alp2CVn	2.8900	11000.	74	26797	No
47	GOM_NL__2PRFIN20070416_033943_000000342057_00190_26797_0238.N1	16-APR-2007 03:39:43	Bright	34.000	87	64Gam UMa	2.4330	11000.	68	26797	No
48	GOM_NL__2PRFIN20070416_034106_000000382057_00190_26797_0239.N1	16-APR-2007 03:41:06	Bright	38.000	55	79Zet UMa	2.0600	10200.	76	26797	No
49	GOM_NL__2PRFIN20070416_034716_000000412057_00190_26797_0240.N1	16-APR-2007 03:47:16	Bright	40.500	60	7Bet UMi	2.0810	3950.0	81	26797	No
50	GOM_NL__2PRFIN20070416_035005_000000352057_00190_26797_0241.N1	16-APR-2007 03:50:05	Bright	35.000	49	1Alp UMi	1.9900	6300.0	70	26797	No
51	GOM_NL__2PRFIN20070416_035722_000000392057_00190_26797_0242.N1	16-APR-2007 03:57:22	Bright	39.000	89	5Alp Cep	2.4510	8000.0	78	26797	No
52	GOM_NL__2PRFIN20070416_040718_000000382057_00190_26797_0243.N1	16-APR-2007 04:07:18	Bright	38.000	164	44Eta Peg	2.9480	5400.0	76	26797	No
53	GOM_NL__2PRFIN20070416_041651_000000462057_00190_26797_0244.N1	16-APR-2007 04:16:51	Dark	46.000	162	34Alp Aqr	2.9440	5350.0	92	26797	No
54	GOM_NL__2PRFIN20070416_042152_000000432057_00190_26797_0245.N1	16-APR-2007 04:21:52	Dark	43.000	142	49Del Cap	2.8500	8900.0	86	26797	No
55	GOM_NL__2PRFIN20070416_042709_000000402057_00190_26797_0246.N1	16-APR-2007 04:27:09	Dark	39.500	172	Gam Gru	3.0030	13100.	79	26797	No
56	GOM_NL__2PRFIN20070416_043411_000000402057_00191_26798_0236.N1	16-APR-2007 04:34:11	Dark	39.500	45	Alp Pav	1.9400	26000.	79	26798	No
57	GOM_NL__2PRFIN20070416_044132_000000392057_00191_26798_0237.N1	16-APR-2007 04:41:32	Dark	39.000	43	Alp TrA	1.9100	4250.0	78	26798	No
58	GOM_NL__2PRFIN20070416_044338_000000392057_00191_26798_0238.N1	16-APR-2007 04:43:38	Dark	38.500	134	Bet TrA	2.8100	6600.0	77	26798	No
59	GOM_NL__2PRFIN20070416_044602_000000462057_00191_26798_0239.N1	16-APR-2007 04:46:02	Straylight	45.500	4	Alp1Cen	-0.010000	5800.0	91	26798	No
60	GOM_NL__2PRFIN20070416_044912_000000412057_00191_26798_0240.N1	16-APR-2007 04:49:12	Straylight	41.000	78	Alp Lup	2.3040	28000.	82	26798	No
61	GOM_NL__2PRFIN20070416_045048_000000432057_00191_26798_0241.N1	16-APR-2007 04:50:48	Straylight	43.000	81	Eta Cen	2.3560	28000.	86	26798	No
62	GOM_NL__2PRFIN20070416_045310_000000452057_00191_26798_0242.N1	16-APR-2007 04:53:10	Straylight	45.000	54	5The Cen	2.0550	4500.0	90	26798	No
63	GOM_NL__2PRFIN20070416_045818_000000442057_00191_26798_0243.N1	16-APR-2007 04:58:18	Twi_and_stray	43.500	106	9Bet Crv	2.6480	5600.0	87	26798	No
64	GOM_NL__2PRFIN20070416_050007_000000382057_00191_26798_0244.N1	16-APR-2007 05:00:07	Bright	37.500	100	4Gam Crv	2.5800	13100.	75	26798	No
65	GOM_NL__2PRFIN20070416_050131_000000442057_00191_26798_0245.N1	16-APR-2007 05:01:31	Bright	44.000	15	67Alp Vir	0.97600	28000.	88	26798	No
66	GOM_NL__2PRFIN20070416_050434_000000392057_00191_26798_0246.N1	16-APR-2007 05:04:34	Bright	38.500	121	29Gam Vir	2.7400	7200.0	77	26798	No
67	GOM_NL__2PRFIN20070416_050821_000000392057_00191_26798_0247.N1	16-APR-2007 05:08:21	Bright	39.000	138	47Eps Vir	2.8280	4700.0	78	26798	No
68	GOM_NL__2PRFIN20070416_051628_000000372057_00191_26798_0248.N1	16-APR-2007 05:16:28	Bright	36.500	152	12Alp2CVn	2.8900	11000.	73	26798	No
69	GOM_NL__2PRFIN20070416_052019_000000352057_00191_26798_0249.N1	16-APR-2007 05:20:19	Bright	34.500	87	64Gam UMa	2.4330	11000.	69	26798	No
70	GOM_NL__2PRFIN20070416_052141_000000392057_00191_26798_0250.N1	16-APR-2007 05:21:41	Bright	39.000	55	79Zet UMa	2.0600	10200.	78	26798	No
71	GOM_NL__2PRFIN20070416_052751_000000402057_00191_26798_0251.N1	16-APR-2007 05:27:51	Bright	39.500	60	7Bet UMi	2.0810	3950.0	79	26798	No
72	GOM_NL__2PRFIN20070416_053041_000000362057_00191_26798_0252.N1	16-APR-2007 05:30:41	Bright	35.500	49	1Alp UMi	1.9900	6300.0	71	26798	No
73	GOM_NL__2PRFIN20070416_053758_000000572057_00191_26798_0253.N1	16-APR-2007 05:37:58	Bright	57.000	89	5Alp Cep	2.4510	8000.0	114	26798	No
74	GOM_NL__2PRFIN20070416_054754_000000362057_00191_26798_0254.N1	16-APR-2007 05:47:54	Bright	35.500	164	44Eta Peg	2.9480	5400.0	71	26798	No
75	GOM_NL__2PRFIN20070416_055727_000000432057_00191_26798_0255.N1	16-APR-2007 05:57:27	Dark	43.000	162	34Alp Aqr	2.9440	5350.0	86	26798	No
76	GOM_NL__2PRFIN20070416_060229_000000412057_00191_26798_0256.N1	16-APR-2007 06:02:29	Dark	41.000	142	49Del Cap	2.8500	8900.0	82	26798	No
77	GOM_NL__2PRFIN20070416_060746_000000392057_00191_26798_0257.N1	16-APR-2007 06:07:46	Dark	39.000	172	Gam Gru	3.0030	13100.	78	26798	No
78	GOM_NL__2PRFIN20070416_061447_000000422057_00192_26799_0284.N1	16-APR-2007 06:14:47	Dark	42.000	45	Alp Pav	1.9400	26000.	84	26799	No
79	GOM_NL__2PRFIN20070416_062209_000000402057_00192_26799_0285.N1	16-APR-2007 06:22:09	Dark	39.500	43	Alp TrA	1.9100	4250.0	79	26799	No
80	GOM_NL__2PRFIN20070416_062414_000000382057_00192_26799_0286.N1	16-APR-2007 06:24:14	Dark	37.500	134	Bet TrA	2.8100	6600.0	75	26799	No
81	GOM_NL__2PRFIN20070416_062638_000000542057_00192_26799_0287.N1	16-APR-2007 06:26:38	Straylight	53.500	4	Alp1Cen	-0.010000	5800.0	107	26799	No
82	GOM_NL__2PRFIN20070416_062949_000000432057_00192_26799_0288.N1	16-APR-2007 06:29:49	Straylight	42.500	78	Alp Lup	2.3040	28000.	85	26799	No
83	GOM_NL__2PRFIN20070416_063124_000000422057_00192_26799_0289.N1	16-APR-2007 06:31:24	Straylight	41.500	81	Eta Cen	2.3560	28000.	83	26799	No
84	GOM_NL__2PRFIN20070416_063346_000000432057_00192_26799_0290.N1	16-APR-2007 06:33:46	Straylight	42.500	54	5The Cen	2.0550	4500.0	85	26799	No
85	GOM_NL__2PRFIN20070416_063854_000000422057_00192_26799_0291.N1	16-APR-2007 06:38:54	Twi_and_stray	42.000	106	9Bet Crv	2.6480	5600.0	84	26799	No
86	GOM_NL__2PRFIN20070416_064044_000000372057_00192_26799_0292.N1	16-APR-2007 06:40:44	Bright	37.000	100	4Gam Crv	2.5800	13100.	74	26799	No
87	GOM_NL__2PRFIN20070416_064207_000000432057_00192_26799_0293.N1	16-APR-2007 06:42:07	Bright	43.000	15	67Alp Vir	0.97600	28000.	86	26799	No
88	GOM_NL__2PRFIN20070416_064510_000000382057_00192_26799_0294.N1	16-APR-2007 06:45:10	Bright	37.500	121	29Gam Vir	2.7400	7200.0	75	26799	No
89	GOM_NL__2PRFIN20070416_064857_000000402057_00192_26799_0295.N1	16-APR-2007 06:48:57	Bright	39.500	138	47Eps Vir	2.8280	4700.0	79	26799	No
90	GOM_NL__2PRFIN20070416_065704_000000372057_00192_26799_0296.N1	16-APR-2007 06:57:04	Bright	37.000	152	12Alp2CVn	2.8900	11000.	74	26799	No
91	GOM_NL__2PRFIN20070416_070055_000000352057_00192_26799_0297.N1	16-APR-2007 07:00:55	Bright	35.000	87	64Gam UMa	2.4330	11000.	70	26799	No
92	GOM_NL__2PRFIN20070416_070217_000000382057_00192_26799_0298.N1	16-APR-2007 07:02:17	Bright	37.500	55	79Zet UMa	2.0600	10200.	75	26799	No
93	GOM_NL__2PRFIN20070416_070827_000000392057_00192_26799_0299.N1	16-APR-2007 07:08:27	Bright	39.000	60	7Bet UMi	2.0810	3950.0	78	26799	No
94	GOM_NL__2PRFIN20070416_071117_000000342057_00192_26799_0300.N1	16-APR-2007 07:11:17	Bright	33.500	49	1Alp UMi	1.9900	6300.0	67	26799	No
95	GOM_NL__2PRFIN20070416_071833_000000392057_00192_26799_0301.N1	16-APR-2007 07:18:33	Bright	38.500	89	5Alp Cep	2.4510	8000.0	77	26799	No
96	GOM_NL__2PRFIN20070416_072830_000000492057_00192_26799_0302.N1	16-APR-2007 07:28:30	Bright	48.500	164	44Eta Peg	2.9480	5400.0	97	26799	No
97	GOM_NL__2PRFIN20070416_073804_000000432057_00192_26799_0303.N1	16-APR-2007 07:38:04	Dark	43.000	162	34Alp Aqr	2.9440	5350.0	86	26799	No
98	GOM_NL__2PRFIN20070416_074305_000000412057_00192_26799_0304.N1	16-APR-2007 07:43:05	Dark	41.000	142	49Del Cap	2.8500	8900.0	82	26799	No
99	GOM_NL__2PRFIN20070416_074822_000000382057_00192_26799_0305.N1	16-APR-2007 07:48:22	Dark	38.000	172	Gam Gru	3.0030	13100.	76	26799	No
100	GOM_NL__2PRFIN20070416_075524_000000412057_00193_26800_0298.N1	16-APR-2007 07:55:24	Dark	40.500	45	Alp Pav	1.9400	26000.	81	26800	No
101	GOM_NL__2PRFIN20070416_080245_000000402057_00193_26800_0299.N1	16-APR-2007 08:02:45	Dark	39.500	43	Alp TrA	1.9100	4250.0	79	26800	No

102	GOM_NL__2PRFIN20070416_080451_000000382057_00193_26800_0300.N1	16-APR-2007 08:04:51	Dark	38.000	134	Bet TrA	2.8100	6600.0	76	26800	No
103	GOM_NL__2PRFIN20070416_080714_000000542057_00193_26800_0301.N1	16-APR-2007 08:07:14	Straylight	54.000	4	Alp1Cen	-0.010000	5800.0	108	26800	No
104	GOM_NL__2PRFIN20070416_081025_000000422057_00193_26800_0302.N1	16-APR-2007 08:10:25	Straylight	42.000	78	Alp Lup	2.3040	28000.	84	26800	No
105	GOM_NL__2PRFIN20070416_081201_000000432057_00193_26800_0303.N1	16-APR-2007 08:12:01	Straylight	42.500	81	Eta Cen	2.3560	28000.	85	26800	No
106	GOM_NL__2PRFIN20070416_081423_000000502057_00193_26800_0304.N1	16-APR-2007 08:14:23	Straylight	50.000	54	5The Cen	2.0550	4500.0	100	26800	No
107	GOM_NL__2PRFIN20070416_081930_000000432057_00193_26800_0305.N1	16-APR-2007 08:19:30	Tw_i_and_stray	43.000	106	9Bet Crv	2.6480	5600.0	86	26800	No
108	GOM_NL__2PRFIN20070416_082120_000000372057_00193_26800_0306.N1	16-APR-2007 08:21:20	Bright	36.500	100	4Gam Crv	2.5800	13100.	73	26800	No
109	GOM_NL__2PRFIN20070416_082243_000000442057_00193_26800_0307.N1	16-APR-2007 08:22:43	Bright	44.000	15	67Alp Vir	0.97600	28000.	88	26800	No
110	GOM_NL__2PRFIN20070416_082546_000000392057_00193_26800_0308.N1	16-APR-2007 08:25:46	Bright	38.500	121	29Gam Vir	2.7400	7200.0	77	26800	No
111	GOM_NL__2PRFIN20070416_082933_000000402057_00193_26800_0309.N1	16-APR-2007 08:29:33	Bright	39.500	138	47Eps Vir	2.8280	4700.0	79	26800	No
112	GOM_NL__2PRFIN20070416_083739_000000382057_00193_26800_0310.N1	16-APR-2007 08:37:39	Bright	38.000	152	12Alp2CVn	2.8900	11000.	76	26800	No
113	GOM_NL__2PRFIN20070416_084131_000000352057_00193_26800_0311.N1	16-APR-2007 08:41:31	Bright	34.500	87	64Gam UMa	2.4330	11000.	69	26800	No
114	GOM_NL__2PRFIN20070416_084253_000000382057_00193_26800_0312.N1	16-APR-2007 08:42:53	Bright	38.000	55	79Zet UMa	2.0600	10200.	76	26800	No
115	GOM_NL__2PRFIN20070416_084903_000000382057_00193_26800_0313.N1	16-APR-2007 08:49:03	Bright	38.000	60	7Bet UMi	2.0810	3950.0	76	26800	No
116	GOM_NL__2PRFIN20070416_085153_000000342057_00193_26800_0314.N1	16-APR-2007 08:51:53	Bright	34.000	49	1Alp UMi	1.9900	6300.0	68	26800	No
117	GOM_NL__2PRFIN20070416_085909_000000422057_00193_26800_0315.N1	16-APR-2007 08:59:09	Bright	42.000	89	5Alp Cep	2.4510	8000.0	84	26800	No
118	GOM_NL__2PRFIN20070416_090906_000000512057_00193_26800_0316.N1	16-APR-2007 09:09:06	Bright	50.500	164	44Eta Peg	2.9480	5400.0	101	26800	No
119	GOM_NL__2PRFIN20070416_091840_000000422057_00193_26800_0317.N1	16-APR-2007 09:18:40	Dark	42.000	162	34Alp Aqr	2.9440	5350.0	84	26800	No
120	GOM_NL__2PRFIN20070416_092342_000000422057_00193_26800_0318.N1	16-APR-2007 09:23:42	Dark	41.500	142	49Del Cap	2.8500	8900.0	83	26800	No
121	GOM_NL__2PRFIN20070416_092859_000000392057_00193_26800_0319.N1	16-APR-2007 09:28:59	Dark	38.500	172	Gam Gru	3.0030	13100.	77	26800	No
122	GOM_NL__2PRFIN20070416_093102_000000422057_00193_26800_0320.N1	16-APR-2007 09:31:02	Dark	41.500	31	Alp Gru	1.7340	15200.	83	26800	No
123	GOM_NL__2PRFIN20070416_094321_000000412057_00194_26801_0315.N1	16-APR-2007 09:43:21	Dark	40.500	43	Alp TrA	1.9100	4250.0	81	26801	No
124	GOM_NL__2PRFIN20070416_094527_000000392057_00194_26801_0316.N1	16-APR-2007 09:45:27	Dark	38.500	134	Bet TrA	2.8100	6600.0	77	26801	No
125	GOM_NL__2PRFIN20070416_094751_000000442057_00194_26801_0317.N1	16-APR-2007 09:47:51	Straylight	44.000	4	Alp1Cen	-0.010000	5800.0	88	26801	No
126	GOM_NL__2PRFIN20070416_095101_000000422057_00194_26801_0318.N1	16-APR-2007 09:51:01	Straylight	41.500	78	Alp Lup	2.3040	28000.	83	26801	No
127	GOM_NL__2PRFIN20070416_095237_000000432057_00194_26801_0319.N1	16-APR-2007 09:52:37	Straylight	43.000	81	Eta Cen	2.3560	28000.	86	26801	No
128	GOM_NL__2PRFIN20070416_095459_000000482057_00194_26801_0320.N1	16-APR-2007 09:54:59	Straylight	47.500	54	5The Cen	2.0550	4500.0	95	26801	No
129	GOM_NL__2PRFIN20070416_100006_000000422057_00194_26801_0321.N1	16-APR-2007 10:00:06	Tw_i_and_stray	42.000	106	9Bet Crv	2.6480	5600.0	84	26801	No
130	GOM_NL__2PRFIN20070416_100156_000000372057_00194_26801_0322.N1	16-APR-2007 10:01:56	Bright	37.000	100	4Gam Crv	2.5800	13100.	74	26801	No
131	GOM_NL__2PRFIN20070416_100319_000000452057_00194_26801_0323.N1	16-APR-2007 10:03:19	Bright	44.500	15	67Alp Vir	0.97600	28000.	89	26801	No
132	GOM_NL__2PRFIN20070416_100622_000000382057_00194_26801_0324.N1	16-APR-2007 10:06:22	Bright	37.500	121	29Gam Vir	2.7400	7200.0	75	26801	No
133	GOM_NL__2PRFIN20070416_101008_000000402057_00194_26801_0325.N1	16-APR-2007 10:10:08	Bright	39.500	138	47Eps Vir	2.8280	4700.0	79	26801	No
134	GOM_NL__2PRFIN20070416_101815_000000382057_00194_26801_0326.N1	16-APR-2007 10:18:15	Bright	38.000	152	12Alp2CVn	2.8900	11000.	76	26801	No
135	GOM_NL__2PRFIN20070416_102207_000000362057_00194_26801_0327.N1	16-APR-2007 10:22:07	Bright	35.500	87	64Gam UMa	2.4330	11000.	71	26801	No
136	GOM_NL__2PRFIN20070416_102328_000000392057_00194_26801_0328.N1	16-APR-2007 10:23:28	Bright	39.000	55	79Zet UMa	2.0600	10200.	78	26801	No
137	GOM_NL__2PRFIN20070416_102938_000000402057_00194_26801_0329.N1	16-APR-2007 10:29:38	Bright	40.000	60	7Bet UMi	2.0810	3950.0	80	26801	No
138	GOM_NL__2PRFIN20070416_103229_000000352057_00194_26801_0330.N1	16-APR-2007 10:32:29	Bright	35.000	49	1Alp UMi	1.9900	6300.0	70	26801	No
139	GOM_NL__2PRFIN20070416_103945_000000572057_00194_26801_0331.N1	16-APR-2007 10:39:45	Bright	57.000	89	5Alp Cep	2.4510	8000.0	114	26801	No
140	GOM_NL__2PRFIN20070416_104942_000000372057_00194_26801_0332.N1	16-APR-2007 10:49:42	Bright	37.000	164	44Eta Peg	2.9480	5400.0	74	26801	No
141	GOM_NL__2PRFIN20070416_105916_000000442057_00194_26801_0333.N1	16-APR-2007 10:59:16	Dark	43.500	162	34Alp Aqr	2.9440	5350.0	87	26801	No
142	GOM_NL__2PRFIN20070416_110418_000000452057_00194_26801_0334.N1	16-APR-2007 11:04:18	Dark	44.500	142	49Del Cap	2.8500	8900.0	89	26801	No
143	GOM_NL__2PRFIN20070416_110935_000000382057_00194_26801_0335.N1	16-APR-2007 11:09:35	Dark	38.000	172	Gam Gru	3.0030	13100.	76	26801	No
144	GOM_NL__2PRFIN20070416_111138_000000392057_00194_26801_0336.N1	16-APR-2007 11:11:38	Dark	38.500	31	Alp Gru	1.7340	15200.	77	26801	No
145	GOM_NL__2PRFIN20070416_112358_000000422057_00195_26802_0328.N1	16-APR-2007 11:23:58	Dark	41.500	43	Alp TrA	1.9100	4250.0	83	26802	No
146	GOM_NL__2PRFIN20070416_112603_000000382057_00195_26802_0329.N1	16-APR-2007 11:26:03	Dark	38.000	134	Bet TrA	2.8100	6600.0	76	26802	No
147	GOM_NL__2PRFIN20070416_112827_000000432057_00195_26802_0330.N1	16-APR-2007 11:28:27	Straylight	42.500	4	Alp1Cen	-0.010000	5800.0	85	26802	No
148	GOM_NL__2PRFIN20070416_113138_000000412057_00195_26802_0331.N1	16-APR-2007 11:31:38	Straylight	41.000	78	Alp Lup	2.3040	28000.	82	26802	No
149	GOM_NL__2PRFIN20070416_113313_000000422057_00195_26802_0332.N1	16-APR-2007 11:33:13	Straylight	42.000	81	Eta Cen	2.3560	28000.	84	26802	No
150	GOM_NL__2PRFIN20070416_113535_000000492057_00195_26802_0333.N1	16-APR-2007 11:35:35	Straylight	48.500	54	5The Cen	2.0550	4500.0	97	26802	No
151	GOM_NL__2PRFIN20070416_114042_000000422057_00195_26802_0334.N1	16-APR-2007 11:40:42	Tw_i_and_stray	42.000	106	9Bet Crv	2.6480	5600.0	84	26802	No
152	GOM_NL__2PRFIN20070416_114232_000000372057_00195_26802_0335.N1	16-APR-2007 11:42:32	Bright	36.500	100	4Gam Crv	2.5800	13100.	73	26802	No
153	GOM_NL__2PRFIN20070416_114355_000000432057_00195_26802_0336.N1	16-APR-2007 11:43:55	Bright	43.000	15	67Alp Vir	0.97600	28000.	86	26802	No
154	GOM_NL__2PRFIN20070416_114658_000000372057_00195_26802_0337.N1	16-APR-2007 11:46:58	Bright	37.000	121	29Gam Vir	2.7400	7200.0	74	26802	No
155	GOM_NL__2PRFIN20070416_115044_000000392057_00195_26802_0338.N1	16-APR-2007 11:50:44	Bright	38.500	138	47Eps Vir	2.8280	4700.0	77	26802	No
156	GOM_NL__2PRFIN20070416_115850_000000362057_00195_26802_0339.N1	16-APR-2007 11:58:50	Bright	36.000	152	12Alp2CVn	2.8900	11000.	72	26802	No
157	GOM_NL__2PRFIN20070416_120242_000000332057_00195_26802_0340.N1	16-APR-2007 12:02:42	Bright	33.000	87	64Gam UMa	2.4330	11000.	66	26802	No
158	GOM_NL__2PRFIN20070416_120404_000000382057_00195_26802_0341.N1	16-APR-2007 12:04:04	Bright	38.000	55	79Zet UMa	2.0600	10200.	76	26802	No
159	GOM_NL__2PRFIN20070416_121014_000000402057_00195_26802_0342.N1	16-APR-2007 12:10:14	Bright	40.000	60	7Bet UMi	2.0810	3950.0	80	26802	No
160	GOM_NL__2PRFIN20070416_121305_000000362057_00195_26802_0343.N1	16-APR-2007 12:13:05	Bright	35.500	49	1Alp UMi	1.9900	6300.0	71	26802	No

161	GOM_NL__2PRFIN20070416_122021_000000382057_00195_26802_0344.N1	16-APR-2007 12:20:21	Bright	38.000	89	5Alp Cep	2.4510	8000.0	76	26802	No
162	GOM_NL__2PRFIN20070416_123018_000000382057_00195_26802_0345.N1	16-APR-2007 12:30:18	Bright	37.500	164	44Eta Peg	2.9480	5400.0	75	26802	No
163	GOM_NL__2PRFIN20070416_123953_000000462057_00195_26802_0346.N1	16-APR-2007 12:39:53	Dark	45.500	162	34Alp Aqr	2.9440	5350.0	91	26802	No
164	GOM_NL__2PRFIN20070416_124455_000000422057_00195_26802_0347.N1	16-APR-2007 12:44:55	Dark	42.000	142	49Del Cap	2.8500	8900.0	84	26802	No
165	GOM_NL__2PRFIN20070416_125011_000000392057_00195_26802_0348.N1	16-APR-2007 12:50:11	Dark	38.500	172	Gam Gru	3.0030	13100.	77	26802	No
166	GOM_NL__2PRFIN20070416_125215_000000412057_00195_26802_0349.N1	16-APR-2007 12:52:15	Dark	40.500	31	Alp Gru	1.7340	15200.	81	26802	No
167	GOM_NL__2PRFIN20070416_125713_000000402057_00196_26803_0354.N1	16-APR-2007 12:57:13	Dark	40.000	45	Alp Pav	1.9400	26000.	80	26803	No
168	GOM_NL__2PRFIN20070416_130434_000000412057_00196_26803_0355.N1	16-APR-2007 13:04:34	Dark	40.500	43	Alp TrA	1.9100	4250.0	81	26803	No
169	GOM_NL__2PRFIN20070416_130640_000000402057_00196_26803_0356.N1	16-APR-2007 13:06:40	Dark	39.500	134	Bet TrA	2.8100	6600.0	79	26803	No
170	GOM_NL__2PRFIN20070416_130903_000000402057_00196_26803_0357.N1	16-APR-2007 13:09:03	Straylight	40.000	4	Alp1Cen	-0.010000	5800.0	80	26803	No
171	GOM_NL__2PRFIN20070416_131214_000000442057_00196_26803_0358.N1	16-APR-2007 13:12:14	Straylight	43.500	78	Alp Lup	2.3040	28000.	87	26803	No
172	GOM_NL__2PRFIN20070416_131350_000000462057_00196_26803_0359.N1	16-APR-2007 13:13:50	Straylight	45.500	81	Eta Cen	2.3560	28000.	91	26803	No
173	GOM_NL__2PRFIN20070416_131611_000000482057_00196_26803_0360.N1	16-APR-2007 13:16:11	Straylight	48.000	54	5The Cen	2.0550	4500.0	96	26803	No
174	GOM_NL__2PRFIN20070416_132118_000000422057_00196_26803_0361.N1	16-APR-2007 13:21:18	Tw_i_and_stray	41.500	106	9Bet Crv	2.6480	5600.0	83	26803	No
175	GOM_NL__2PRFIN20070416_132308_000000362057_00196_26803_0362.N1	16-APR-2007 13:23:08	Bright	36.000	100	4Gam Crv	2.5800	13100.	72	26803	No
176	GOM_NL__2PRFIN20070416_132431_000000442057_00196_26803_0363.N1	16-APR-2007 13:24:31	Bright	44.000	15	67Alp Vir	0.97600	28000.	88	26803	No
177	GOM_NL__2PRFIN20070416_132734_000000382057_00196_26803_0364.N1	16-APR-2007 13:27:34	Bright	38.000	121	29Gam Vir	2.7400	7200.0	76	26803	No
178	GOM_NL__2PRFIN20070416_133120_000000392057_00196_26803_0365.N1	16-APR-2007 13:31:20	Bright	39.000	138	47Eps Vir	2.8280	4700.0	78	26803	No
179	GOM_NL__2PRFIN20070416_133926_000000382057_00196_26803_0366.N1	16-APR-2007 13:39:26	Bright	38.000	152	12Alp2CVn	2.8900	11000.	76	26803	No
180	GOM_NL__2PRFIN20070416_134318_000000352057_00196_26803_0367.N1	16-APR-2007 13:43:18	Bright	35.000	87	64Gam UMa	2.4330	11000.	70	26803	No
181	GOM_NL__2PRFIN20070416_134439_000000392057_00196_26803_0368.N1	16-APR-2007 13:44:39	Bright	38.500	55	79Zet UMa	2.0600	10200.	77	26803	No
182	GOM_NL__2PRFIN20070416_135050_000000372057_00196_26803_0369.N1	16-APR-2007 13:50:50	Bright	37.000	60	7Bet UMi	2.0810	3950.0	74	26803	No
183	GOM_NL__2PRFIN20070416_135341_000000332057_00196_26803_0370.N1	16-APR-2007 13:53:41	Bright	32.500	49	1Alp UMi	1.9900	6300.0	65	26803	No
184	GOM_NL__2PRFIN20070416_140056_000000382057_00196_26803_0371.N1	16-APR-2007 14:00:56	Bright	38.000	89	5Alp Cep	2.4510	8000.0	76	26803	No
185	GOM_NL__2PRFIN20070416_141054_000000372057_00196_26803_0372.N1	16-APR-2007 14:10:54	Bright	36.500	164	44Eta Peg	2.9480	5400.0	73	26803	No
186	GOM_NL__2PRFIN20070416_142029_000000442057_00196_26803_0373.N1	16-APR-2007 14:20:29	Dark	43.500	162	34Alp Aqr	2.9440	5350.0	87	26803	No
187	GOM_NL__2PRFIN20070416_142531_000000452057_00196_26803_0374.N1	16-APR-2007 14:25:31	Dark	45.000	142	49Del Cap	2.8500	8900.0	90	26803	No
188	GOM_NL__2PRFIN20070416_143048_000000392057_00196_26803_0375.N1	16-APR-2007 14:30:48	Dark	39.000	172	Gam Gru	3.0030	13100.	78	26803	No
189	GOM_NL__2PRFIN20070416_143251_000000422057_00196_26803_0376.N1	16-APR-2007 14:32:51	Dark	42.000	31	Alp Gru	1.7340	15200.	84	26803	No
190	GOM_NL__2PRFIN20070416_143750_000000412057_00197_26804_0365.N1	16-APR-2007 14:37:50	Dark	41.000	45	Alp Pav	1.9400	26000.	82	26804	No
191	GOM_NL__2PRFIN20070416_144510_000000482057_00197_26804_0366.N1	16-APR-2007 14:45:10	Dark	47.500	43	Alp TrA	1.9100	4250.0	95	26804	No
192	GOM_NL__2PRFIN20070416_144716_000000382057_00197_26804_0367.N1	16-APR-2007 14:47:16	Dark	38.000	134	Bet TrA	2.8100	6600.0	76	26804	No
193	GOM_NL__2PRFIN20070416_144940_000000422057_00197_26804_0368.N1	16-APR-2007 14:49:40	Straylight	41.500	4	Alp1Cen	-0.010000	5800.0	83	26804	No
194	GOM_NL__2PRFIN20070416_145250_000000432057_00197_26804_0369.N1	16-APR-2007 14:52:50	Straylight	42.500	78	Alp Lup	2.3040	28000.	85	26804	No
195	GOM_NL__2PRFIN20070416_145426_000000462057_00197_26804_0370.N1	16-APR-2007 14:54:26	Straylight	45.500	81	Eta Cen	2.3560	28000.	91	26804	No
196	GOM_NL__2PRFIN20070416_145647_000000462057_00197_26804_0371.N1	16-APR-2007 14:56:47	Straylight	46.000	54	5The Cen	2.0550	4500.0	92	26804	No
197	GOM_NL__2PRFIN20070416_150154_000000432057_00197_26804_0372.N1	16-APR-2007 15:01:54	Tw_i_and_stray	42.500	106	9Bet Crv	2.6480	5600.0	85	26804	No
198	GOM_NL__2PRFIN20070416_150344_000000382057_00197_26804_0373.N1	16-APR-2007 15:03:44	Bright	38.000	100	4Gam Crv	2.5800	13100.	76	26804	No
199	GOM_NL__2PRFIN20070416_150507_000000432057_00197_26804_0374.N1	16-APR-2007 15:05:07	Bright	43.000	15	67Alp Vir	0.97600	28000.	86	26804	No
200	GOM_NL__2PRFIN20070416_150810_000000362057_00197_26804_0375.N1	16-APR-2007 15:08:10	Bright	36.000	121	29Gam Vir	2.7400	7200.0	72	26804	No
201	GOM_NL__2PRFIN20070416_151156_000000392057_00197_26804_0376.N1	16-APR-2007 15:11:56	Bright	39.000	138	47Eps Vir	2.8280	4700.0	78	26804	No
202	GOM_NL__2PRFIN20070416_152002_000000372057_00197_26804_0377.N1	16-APR-2007 15:20:02	Bright	37.000	152	12Alp2CVn	2.8900	11000.	74	26804	No
203	GOM_NL__2PRFIN20070416_152354_000000372057_00197_26804_0378.N1	16-APR-2007 15:23:54	Bright	36.500	87	64Gam UMa	2.4330	11000.	73	26804	No
204	GOM_NL__2PRFIN20070416_152515_000000392057_00197_26804_0379.N1	16-APR-2007 15:25:15	Bright	39.000	55	79Zet UMa	2.0600	10200.	78	26804	No
205	GOM_NL__2PRFIN20070416_153125_000000372057_00197_26804_0380.N1	16-APR-2007 15:31:25	Bright	37.000	60	7Bet UMi	2.0810	3950.0	74	26804	No
206	GOM_NL__2PRFIN20070416_153417_000000342057_00197_26804_0381.N1	16-APR-2007 15:34:17	Bright	34.000	49	1Alp UMi	1.9900	6300.0	68	26804	No
207	GOM_NL__2PRFIN20070416_154132_000000462057_00197_26804_0382.N1	16-APR-2007 15:41:32	Bright	46.000	89	5Alp Cep	2.4510	8000.0	92	26804	No
208	GOM_NL__2PRFIN20070416_155130_000000352057_00197_26804_0383.N1	16-APR-2007 15:51:30	Bright	35.000	164	44Eta Peg	2.9480	5400.0	70	26804	No
209	GOM_NL__2PRFIN20070416_160106_000000472057_00197_26804_0384.N1	16-APR-2007 16:01:06	Dark	46.500	162	34Alp Aqr	2.9440	5350.0	93	26804	No
210	GOM_NL__2PRFIN20070416_160608_000000432057_00197_26804_0385.N1	16-APR-2007 16:06:08	Dark	43.000	142	49Del Cap	2.8500	8900.0	86	26804	No
211	GOM_NL__2PRFIN20070416_161124_000000392057_00197_26804_0386.N1	16-APR-2007 16:11:24	Dark	38.500	172	Gam Gru	3.0030	13100.	77	26804	No
212	GOM_NL__2PRFIN20070416_161327_000000412057_00197_26804_0387.N1	16-APR-2007 16:13:27	Dark	41.000	31	Alp Gru	1.7340	15200.	82	26804	No
213	GOM_NL__2PRFIN20070416_161826_000000402057_00198_26805_0381.N1	16-APR-2007 16:18:26	Dark	39.500	45	Alp Pav	1.9400	26000.	79	26805	No
214	GOM_NL__2PRFIN20070416_162547_000000392057_00198_26805_0382.N1	16-APR-2007 16:25:47	Dark	38.500	43	Alp TrA	1.9100	4250.0	77	26805	No
215	GOM_NL__2PRFIN20070416_162753_000000392057_00198_26805_0383.N1	16-APR-2007 16:27:53	Dark	38.500	134	Bet TrA	2.8100	6600.0	77	26805	No
216	GOM_NL__2PRFIN20070416_163016_000000452057_00198_26805_0384.N1	16-APR-2007 16:30:16	Straylight	45.000	4	Alp1Cen	-0.010000	5800.0	90	26805	No
217	GOM_NL__2PRFIN20070416_163327_000000452057_00198_26805_0385.N1	16-APR-2007 16:33:27	Straylight	45.000	78	Alp Lup	2.3040	28000.	90	26805	No
218	GOM_NL__2PRFIN20070416_163502_000000452057_00198_26805_0386.N1	16-APR-2007 16:35:02	Straylight	45.000	81	Eta Cen	2.3560	28000.	90	26805	No
219	GOM_NL__2PRFIN20070416_163724_000000462057_00198_26805_0387.N1	16-APR-2007 16:37:24	Straylight	45.500	54	5The Cen	2.0550	4500.0	91	26805	No

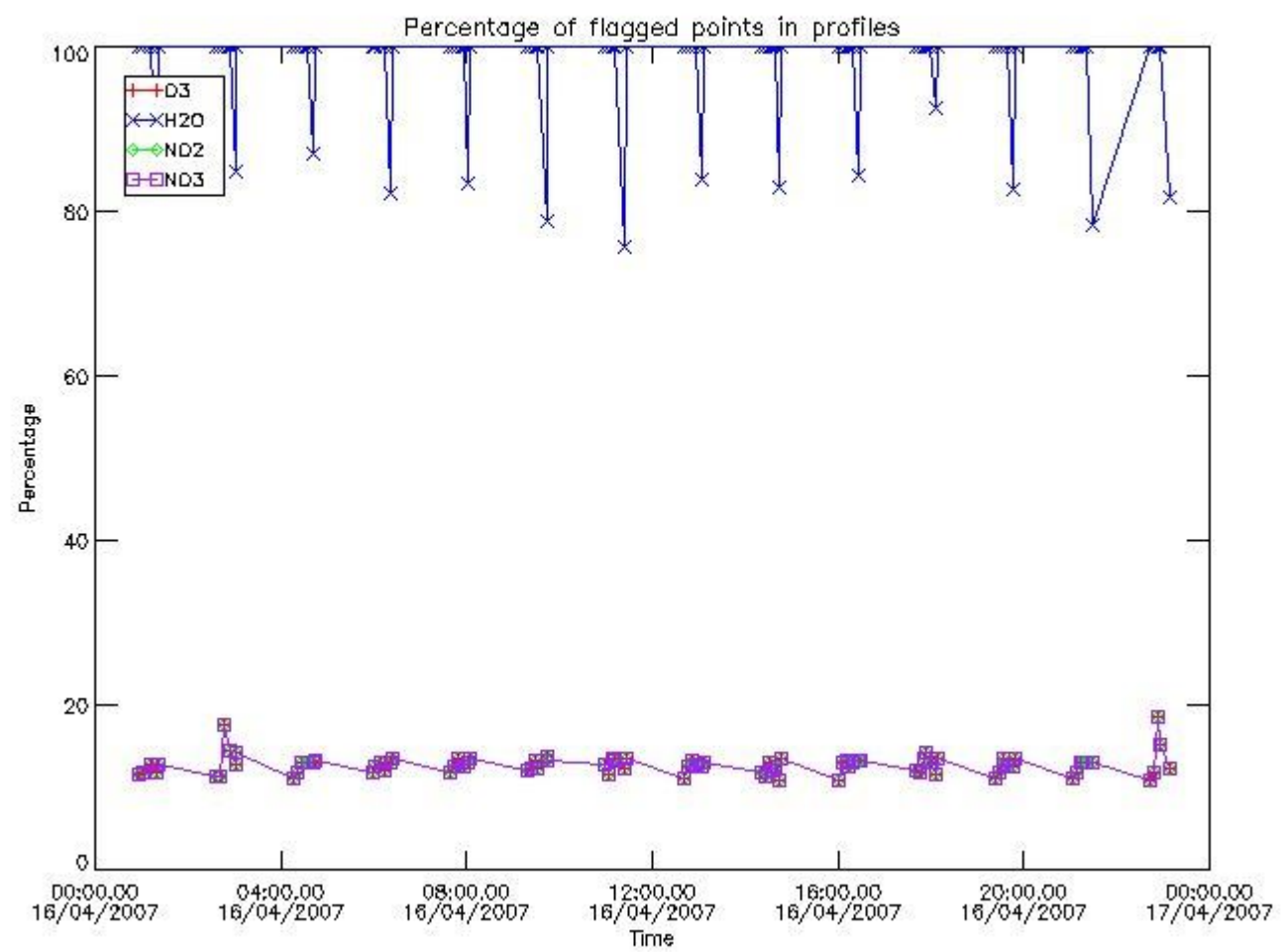
220	GOM_NL__2PRFIN20070416_164231_000000412057_00198_26805_0388.N1	16-APR-2007 16:42:31	Twi_and_stray	41.000	106	9Bet Crv	2.6480	5600.0	82	26805	No
221	GOM_NL__2PRFIN20070416_164420_000000382057_00198_26805_0389.N1	16-APR-2007 16:44:20	Bright	37.500	100	4Gam Crv	2.5800	13100.	75	26805	No
222	GOM_NL__2PRFIN20070416_164543_000000432057_00198_26805_0390.N1	16-APR-2007 16:45:43	Bright	43.000	15	67Alp Vir	0.97600	28000.	86	26805	No
223	GOM_NL__2PRFIN20070416_164846_000000362057_00198_26805_0391.N1	16-APR-2007 16:48:46	Bright	36.000	121	29Gam Vir	2.7400	7200.0	72	26805	No
224	GOM_NL__2PRFIN20070416_165231_000000392057_00198_26805_0392.N1	16-APR-2007 16:52:31	Bright	38.500	138	47Eps Vir	2.8280	4700.0	77	26805	No
225	GOM_NL__2PRFIN20070416_170038_000000382057_00198_26805_0393.N1	16-APR-2007 17:00:38	Bright	37.500	152	12Alp2CVn	2.8900	11000.	75	26805	No
226	GOM_NL__2PRFIN20070416_170430_000000362057_00198_26805_0394.N1	16-APR-2007 17:04:30	Bright	36.000	87	64Gam UMa	2.4330	11000.	72	26805	No
227	GOM_NL__2PRFIN20070416_170551_000000402057_00198_26805_0395.N1	16-APR-2007 17:05:51	Bright	40.000	55	79Zet UMa	2.0600	10200.	80	26805	No
228	GOM_NL__2PRFIN20070416_171201_000000382057_00198_26805_0396.N1	16-APR-2007 17:12:01	Bright	37.500	60	7Bet UMi	2.0810	3950.0	75	26805	No
229	GOM_NL__2PRFIN20070416_171453_000000362057_00198_26805_0397.N1	16-APR-2007 17:14:53	Bright	35.500	49	1Alp UMi	1.9900	6300.0	71	26805	No
230	GOM_NL__2PRFIN20070416_172208_000000372057_00198_26805_0398.N1	16-APR-2007 17:22:08	Bright	37.000	89	5Alp Cep	2.4510	8000.0	74	26805	No
231	GOM_NL__2PRFIN20070416_173206_000000422057_00198_26805_0399.N1	16-APR-2007 17:32:06	Bright	41.500	164	44Eta Peg	2.9480	5400.0	83	26805	No
232	GOM_NL__2PRFIN20070416_174142_000000432057_00198_26805_0400.N1	16-APR-2007 17:41:42	Dark	42.500	162	34Alp Aqr	2.9440	5350.0	85	26805	No
233	GOM_NL__2PRFIN20070416_174644_000000442057_00198_26805_0401.N1	16-APR-2007 17:46:44	Dark	43.500	142	49Del Cap	2.8500	8900.0	87	26805	No
234	GOM_NL__2PRFIN20070416_175201_000000382057_00198_26805_0402.N1	16-APR-2007 17:52:01	Dark	38.000	172	Gam Gru	3.0030	13100.	76	26805	No
235	GOM_NL__2PRFIN20070416_175404_000000402057_00198_26805_0403.N1	16-APR-2007 17:54:04	Dark	39.500	31	Alp Gru	1.7340	15200.	79	26805	No
236	GOM_NL__2PRFIN20070416_175903_000000402057_00199_26806_0397.N1	16-APR-2007 17:59:03	Dark	39.500	45	Alp Pav	1.9400	26000.	79	26806	No
237	GOM_NL__2PRFIN20070416_180623_000000482057_00199_26806_0398.N1	16-APR-2007 18:06:23	Dark	48.000	43	Alp TrA	1.9100	4250.0	96	26806	No
238	GOM_NL__2PRFIN20070416_180829_000000382057_00199_26806_0399.N1	16-APR-2007 18:08:29	Dark	38.000	134	Bet TrA	2.8100	6600.0	76	26806	No
239	GOM_NL__2PRFIN20070416_181052_000000482057_00199_26806_0400.N1	16-APR-2007 18:10:52	Straylight	47.500	4	Alp1Cen	-0.010000	5800.0	95	26806	No
240	GOM_NL__2PRFIN20070416_181403_000000402057_00199_26806_0401.N1	16-APR-2007 18:14:03	Straylight	40.000	78	Alp Lup	2.3040	28000.	80	26806	No
241	GOM_NL__2PRFIN20070416_181539_000000442057_00199_26806_0402.N1	16-APR-2007 18:15:39	Straylight	43.500	81	Eta Cen	2.3560	28000.	87	26806	No
242	GOM_NL__2PRFIN20070416_181800_000000462057_00199_26806_0403.N1	16-APR-2007 18:18:00	Straylight	46.000	54	5The Cen	2.0550	4500.0	92	26806	No
243	GOM_NL__2PRFIN20070416_182307_000000412057_00199_26806_0404.N1	16-APR-2007 18:23:07	Twi_and_stray	41.000	106	9Bet Crv	2.6480	5600.0	82	26806	No
244	GOM_NL__2PRFIN20070416_182456_000000382057_00199_26806_0405.N1	16-APR-2007 18:24:56	Bright	37.500	100	4Gam Crv	2.5800	13100.	75	26806	No
245	GOM_NL__2PRFIN20070416_182619_000000462057_00199_26806_0406.N1	16-APR-2007 18:26:19	Bright	46.000	15	67Alp Vir	0.97600	28000.	92	26806	No
246	GOM_NL__2PRFIN20070416_182922_000000392057_00199_26806_0407.N1	16-APR-2007 18:29:22	Bright	38.500	121	29Gam Vir	2.7400	7200.0	77	26806	No
247	GOM_NL__2PRFIN20070416_183307_000000392057_00199_26806_0408.N1	16-APR-2007 18:33:07	Bright	39.000	138	47Eps Vir	2.8280	4700.0	78	26806	No
248	GOM_NL__2PRFIN20070416_184113_000000382057_00199_26806_0409.N1	16-APR-2007 18:41:13	Bright	37.500	152	12Alp2CVn	2.8900	11000.	75	26806	No
249	GOM_NL__2PRFIN20070416_184506_000000362057_00199_26806_0410.N1	16-APR-2007 18:45:06	Bright	35.500	87	64Gam UMa	2.4330	11000.	71	26806	No
250	GOM_NL__2PRFIN20070416_184626_000000392057_00199_26806_0411.N1	16-APR-2007 18:46:26	Bright	38.500	55	79Zet UMa	2.0600	10200.	77	26806	No
251	GOM_NL__2PRFIN20070416_185236_000000392057_00199_26806_0412.N1	16-APR-2007 18:52:36	Bright	39.000	60	7Bet UMi	2.0810	3950.0	78	26806	No
252	GOM_NL__2PRFIN20070416_185529_000000362057_00199_26806_0413.N1	16-APR-2007 18:55:29	Bright	36.000	49	1Alp UMi	1.9900	6300.0	72	26806	No
253	GOM_NL__2PRFIN20070416_190244_000000402057_00199_26806_0414.N1	16-APR-2007 19:02:44	Bright	39.500	89	5Alp Cep	2.4510	8000.0	79	26806	No
254	GOM_NL__2PRFIN20070416_191242_000000422057_00199_26806_0415.N1	16-APR-2007 19:12:42	Bright	41.500	164	44Eta Peg	2.9480	5400.0	83	26806	No
255	GOM_NL__2PRFIN20070416_192219_000000462057_00199_26806_0416.N1	16-APR-2007 19:22:19	Dark	46.000	162	34Alp Aqr	2.9440	5350.0	92	26806	No
256	GOM_NL__2PRFIN20070416_192721_000000442057_00199_26806_0417.N1	16-APR-2007 19:27:21	Dark	43.500	142	49Del Cap	2.8500	8900.0	87	26806	No
257	GOM_NL__2PRFIN20070416_193237_000000382057_00199_26806_0418.N1	16-APR-2007 19:32:37	Dark	38.000	172	Gam Gru	3.0030	13100.	76	26806	No
258	GOM_NL__2PRFIN20070416_193440_000000402057_00199_26806_0419.N1	16-APR-2007 19:34:40	Dark	40.000	31	Alp Gru	1.7340	15200.	80	26806	No
259	GOM_NL__2PRFIN20070416_193939_000000412057_00200_26807_0408.N1	16-APR-2007 19:39:39	Dark	41.000	45	Alp Pav	1.9400	26000.	82	26807	No
260	GOM_NL__2PRFIN20070416_194700_000000412057_00200_26807_0409.N1	16-APR-2007 19:47:00	Dark	41.000	43	Alp TrA	1.9100	4250.0	82	26807	No
261	GOM_NL__2PRFIN20070416_194905_000000382057_00200_26807_0410.N1	16-APR-2007 19:49:05	Dark	38.000	134	Bet TrA	2.8100	6600.0	76	26807	No
262	GOM_NL__2PRFIN20070416_195129_000000412057_00200_26807_0411.N1	16-APR-2007 19:51:29	Straylight	40.500	4	Alp1Cen	-0.010000	5800.0	81	26807	No
263	GOM_NL__2PRFIN20070416_195440_000000412057_00200_26807_0412.N1	16-APR-2007 19:54:40	Straylight	41.000	78	Alp Lup	2.3040	28000.	82	26807	No
264	GOM_NL__2PRFIN20070416_195615_000000432057_00200_26807_0413.N1	16-APR-2007 19:56:15	Straylight	42.500	81	Eta Cen	2.3560	28000.	85	26807	No
265	GOM_NL__2PRFIN20070416_195837_000000492057_00200_26807_0414.N1	16-APR-2007 19:58:37	Straylight	49.000	54	5The Cen	2.0550	4500.0	98	26807	No
266	GOM_NL__2PRFIN20070416_200343_000000382057_00200_26807_0415.N1	16-APR-2007 20:03:43	Twi_and_stray	38.000	106	9Bet Crv	2.6480	5600.0	76	26807	No
267	GOM_NL__2PRFIN20070416_200532_000000382057_00200_26807_0416.N1	16-APR-2007 20:05:32	Bright	38.000	100	4Gam Crv	2.5800	13100.	76	26807	No
268	GOM_NL__2PRFIN20070416_200655_000000422057_00200_26807_0417.N1	16-APR-2007 20:06:55	Bright	41.500	15	67Alp Vir	0.97600	28000.	83	26807	No
269	GOM_NL__2PRFIN20070416_200958_000000382057_00200_26807_0418.N1	16-APR-2007 20:09:58	Bright	37.500	121	29Gam Vir	2.7400	7200.0	75	26807	No
270	GOM_NL__2PRFIN20070416_201343_000000392057_00200_26807_0419.N1	16-APR-2007 20:13:43	Bright	38.500	138	47Eps Vir	2.8280	4700.0	77	26807	No
271	GOM_NL__2PRFIN20070416_202149_000000372057_00200_26807_0420.N1	16-APR-2007 20:21:49	Bright	36.500	152	12Alp2CVn	2.8900	11000.	73	26807	No
272	GOM_NL__2PRFIN20070416_202542_000000362057_00200_26807_0421.N1	16-APR-2007 20:25:42	Bright	35.500	87	64Gam UMa	2.4330	11000.	71	26807	No
273	GOM_NL__2PRFIN20070416_202702_000000392057_00200_26807_0422.N1	16-APR-2007 20:27:02	Bright	39.000	55	79Zet UMa	2.0600	10200.	78	26807	No
274	GOM_NL__2PRFIN20070416_203312_000000382057_00200_26807_0423.N1	16-APR-2007 20:33:12	Bright	38.000	60	7Bet UMi	2.0810	3950.0	76	26807	No
275	GOM_NL__2PRFIN20070416_203605_000000352057_00200_26807_0424.N1	16-APR-2007 20:36:05	Bright	34.500	49	1Alp UMi	1.9900	6300.0	69	26807	No
276	GOM_NL__2PRFIN20070416_204319_000000382057_00200_26807_0425.N1	16-APR-2007 20:43:19	Bright	37.500	89	5Alp Cep	2.4510	8000.0	75	26807	No
277	GOM_NL__2PRFIN20070416_205319_000000542057_00200_26807_0426.N1	16-APR-2007 20:53:19	Bright	53.500	164	44Eta Peg	2.9480	5400.0	107	26807	No
278	GOM_NL__2PRFIN20070416_210255_000000462057_00200_26807_0427.N1	16-APR-2007 21:02:55	Dark	45.500	162	34Alp Aqr	2.9440	5350.0	91	26807	No

279	GOM_NL__2PRFIN20070416_210757_000000442057_00200_26807_0428.N1	16-APR-2007 21:07:57	Dark	43.500	142	49Del Cap	2.8500	8900.0	87	26807	No
280	GOM_NL__2PRFIN20070416_211313_000000392057_00200_26807_0429.N1	16-APR-2007 21:13:13	Dark	39.000	172	Gam Gru	3.0030	13100.	78	26807	No
281	GOM_NL__2PRFIN20070416_211516_000000392057_00200_26807_0430.N1	16-APR-2007 21:15:16	Dark	39.000	31	Alp Gru	1.7340	15200.	78	26807	No
282	GOM_NL__2PRFIN20070416_212015_000000402057_00201_26808_0433.N1	16-APR-2007 21:20:15	Dark	39.500	45	Alp Pav	1.9400	26000.	79	26808	No
283	GOM_NL__2PRFIN20070416_212736_000000402057_00201_26808_0434.N1	16-APR-2007 21:27:36	Dark	39.500	43	Alp TrA	1.9100	4250.0	79	26808	No
284	GOM_NL__2PRFIN20070416_212942_000000402057_00201_26808_0435.N1	16-APR-2007 21:29:42	Straylight	39.500	134	Bet TrA	2.8100	6600.0	79	26808	No
285	GOM_NL__2PRFIN20070416_213205_000000482057_00201_26808_0436.N1	16-APR-2007 21:32:05	Straylight	47.500	4	Alp1Cen	-0.010000	5800.0	95	26808	No
286	GOM_NL__2PRFIN20070416_213516_000000442057_00201_26808_0437.N1	16-APR-2007 21:35:16	Straylight	44.000	78	Alp Lup	2.3040	28000.	88	26808	No
287	GOM_NL__2PRFIN20070416_213652_000000442057_00201_26808_0438.N1	16-APR-2007 21:36:52	Straylight	43.500	81	Eta Cen	2.3560	28000.	87	26808	No
288	GOM_NL__2PRFIN20070416_213913_000000442057_00201_26808_0439.N1	16-APR-2007 21:39:13	Straylight	43.500	54	5The Cen	2.0550	4500.0	87	26808	No
289	GOM_NL__2PRFIN20070416_214419_000000442057_00201_26808_0440.N1	16-APR-2007 21:44:19	Tw_i_and_stray	43.500	106	9Bet Crv	2.6480	5600.0	87	26808	No
290	GOM_NL__2PRFIN20070416_214608_000000382057_00201_26808_0441.N1	16-APR-2007 21:46:08	Bright	38.000	100	4Gam Crv	2.5800	13100.	76	26808	No
291	GOM_NL__2PRFIN20070416_214731_000000442057_00201_26808_0442.N1	16-APR-2007 21:47:31	Bright	44.000	15	67Alp Vir	0.97600	28000.	88	26808	No
292	GOM_NL__2PRFIN20070416_215034_000000372057_00201_26808_0443.N1	16-APR-2007 21:50:34	Bright	37.000	121	29Gam Vir	2.7400	7200.0	74	26808	No
293	GOM_NL__2PRFIN20070416_215419_000000392057_00201_26808_0444.N1	16-APR-2007 21:54:19	Bright	39.000	138	47Eps Vir	2.8280	4700.0	78	26808	No
294	GOM_NL__2PRFIN20070416_220225_000000372057_00201_26808_0445.N1	16-APR-2007 22:02:25	Bright	37.000	152	12Alp2CVn	2.8900	11000.	74	26808	No
295	GOM_NL__2PRFIN20070416_220618_000000432057_00201_26808_0446.N1	16-APR-2007 22:06:18	Bright	42.500	87	64Gam UMa	2.4330	11000.	85	26808	No
296	GOM_NL__2PRFIN20070416_220737_000000392057_00201_26808_0447.N1	16-APR-2007 22:07:37	Bright	38.500	55	79Zet UMa	2.0600	10200.	77	26808	No
297	GOM_NL__2PRFIN20070416_221348_000000402057_00201_26808_0448.N1	16-APR-2007 22:13:48	Bright	40.000	60	7Bet UMi	2.0810	3950.0	80	26808	No
298	GOM_NL__2PRFIN20070416_221641_000000342057_00201_26808_0449.N1	16-APR-2007 22:16:41	Bright	33.500	49	1Alp UMi	1.9900	6300.0	67	26808	No
299	GOM_NL__2PRFIN20070416_222355_000000392057_00201_26808_0450.N1	16-APR-2007 22:23:55	Bright	38.500	89	5Alp Cep	2.4510	8000.0	77	26808	No
300	GOM_NL__2PRFIN20070416_223355_000000382057_00201_26808_0451.N1	16-APR-2007 22:33:55	Bright	37.500	164	44Eta Peg	2.9480	5400.0	75	26808	No
301	GOM_NL__2PRFIN20070416_224331_000000462057_00201_26808_0452.N1	16-APR-2007 22:43:31	Dark	46.000	162	34Alp Aqr	2.9440	5350.0	92	26808	No
302	GOM_NL__2PRFIN20070416_224834_000000442057_00201_26808_0453.N1	16-APR-2007 22:48:34	Dark	43.500	142	49Del Cap	2.8500	8900.0	87	26808	No
303	GOM_NL__2PRFIN20070416_225350_000000392057_00201_26808_0454.N1	16-APR-2007 22:53:50	Dark	38.500	172	Gam Gru	3.0030	13100.	77	26808	No
304	GOM_NL__2PRFIN20070416_225552_000000372057_00201_26808_0455.N1	16-APR-2007 22:55:52	Dark	37.000	31	Alp Gru	1.7340	15200.	74	26808	No
305	GOM_NL__2PRFIN20070416_230812_000000422057_00202_26809_0445.N1	16-APR-2007 23:08:12	Dark	41.500	43	Alp TrA	1.9100	4250.0	83	26809	No
306	GOM_NL__2PRFIN20070416_231018_000000392057_00202_26809_0446.N1	16-APR-2007 23:10:18	Straylight	39.000	134	Bet TrA	2.8100	6600.0	78	26809	No
307	GOM_NL__2PRFIN20070416_231241_000000532057_00202_26809_0447.N1	16-APR-2007 23:12:41	Straylight	52.500	4	Alp1Cen	-0.010000	5800.0	105	26809	No
308	GOM_NL__2PRFIN20070416_231552_000000412057_00202_26809_0448.N1	16-APR-2007 23:15:52	Straylight	41.000	78	Alp Lup	2.3040	28000.	82	26809	No
309	GOM_NL__2PRFIN20070416_231728_000000442057_00202_26809_0449.N1	16-APR-2007 23:17:28	Straylight	44.000	81	Eta Cen	2.3560	28000.	88	26809	No
310	GOM_NL__2PRFIN20070416_231949_000000462057_00202_26809_0450.N1	16-APR-2007 23:19:49	Straylight	46.000	54	5The Cen	2.0550	4500.0	92	26809	No
311	GOM_NL__2PRFIN20070416_232455_000000422057_00202_26809_0451.N1	16-APR-2007 23:24:55	Tw_i_and_stray	41.500	106	9Bet Crv	2.6480	5600.0	83	26809	No
312	GOM_NL__2PRFIN20070416_232644_000000362057_00202_26809_0452.N1	16-APR-2007 23:26:44	Bright	36.000	100	4Gam Crv	2.5800	13100.	72	26809	No
313	GOM_NL__2PRFIN20070416_232807_000000442057_00202_26809_0453.N1	16-APR-2007 23:28:07	Bright	43.500	15	67Alp Vir	0.97600	28000.	87	26809	No
314	GOM_NL__2PRFIN20070416_233110_000000382057_00202_26809_0454.N1	16-APR-2007 23:31:10	Bright	37.500	121	29Gam Vir	2.7400	7200.0	75	26809	No
315	GOM_NL__2PRFIN20070416_233455_000000392057_00202_26809_0455.N1	16-APR-2007 23:34:55	Bright	39.000	138	47Eps Vir	2.8280	4700.0	78	26809	No
316	GOM_NL__2PRFIN20070416_234300_000000362057_00202_26809_0456.N1	16-APR-2007 23:43:00	Bright	35.500	152	12Alp2CVn	2.8900	11000.	71	26809	No
317	GOM_NL__2PRFIN20070416_234654_000000332057_00202_26809_0457.N1	16-APR-2007 23:46:54	Bright	33.000	87	64Gam UMa	2.4330	11000.	66	26809	No
318	GOM_NL__2PRFIN20070416_234813_000000392057_00202_26809_0458.N1	16-APR-2007 23:48:13	Bright	39.000	55	79Zet UMa	2.0600	10200.	78	26809	No
319	GOM_NL__2PRFIN20070416_235423_000000402057_00202_26809_0459.N1	16-APR-2007 23:54:23	Bright	39.500	60	7Bet UMi	2.0810	3950.0	79	26809	No
320	GOM_NL__2PRFIN20070416_235717_000000332057_00202_26809_0460.N1	16-APR-2007 23:57:17	Bright	32.500	49	1Alp UMi	1.9900	6300.0	65	26809	No

3. Quality information per product

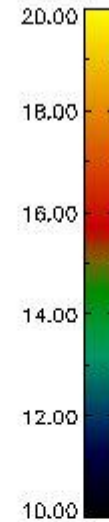
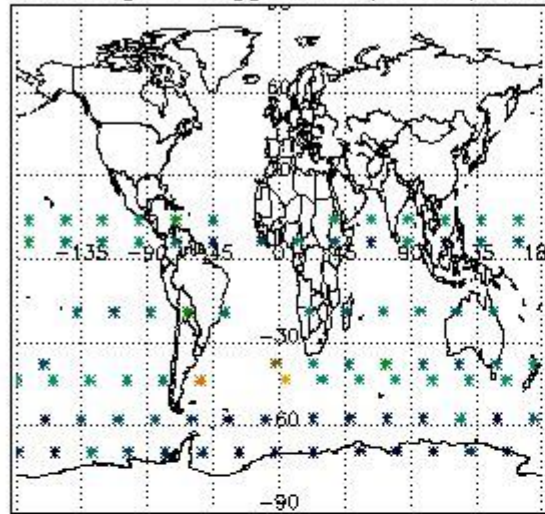
In this section it is plotted some information contained in the Quality Summary data set of the level 2 products. Only products in dark limb conditions and without errors (error flag in the MPH set to "0") are used.

3.1 Plot quality information per product (time dependant)

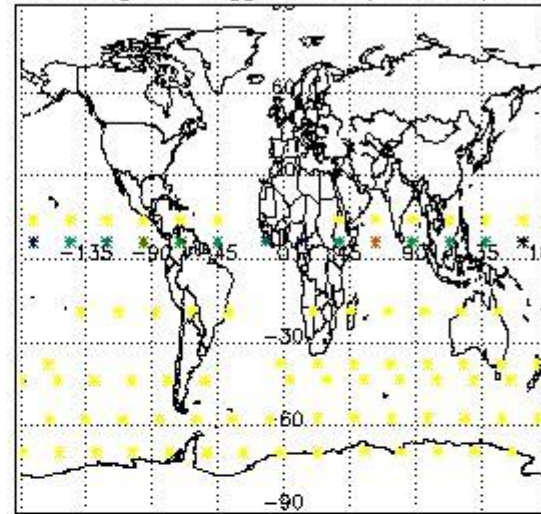


3.2 Plot quality information per product (world map)

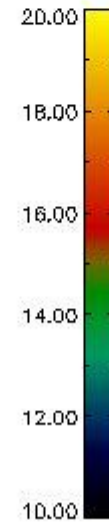
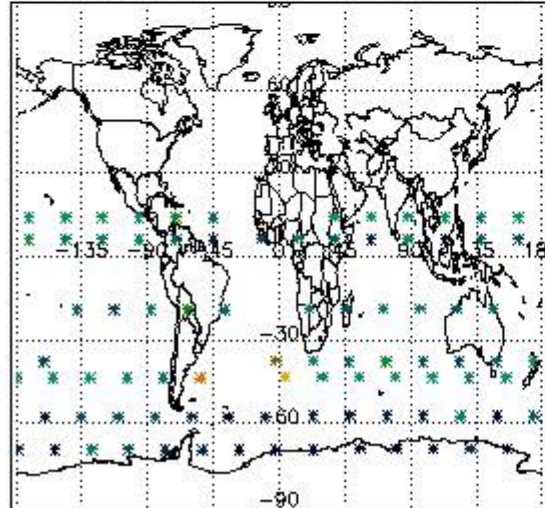
Percentage of flagged data per O3 profile



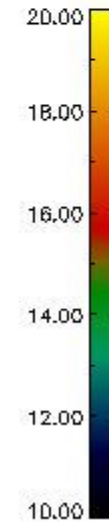
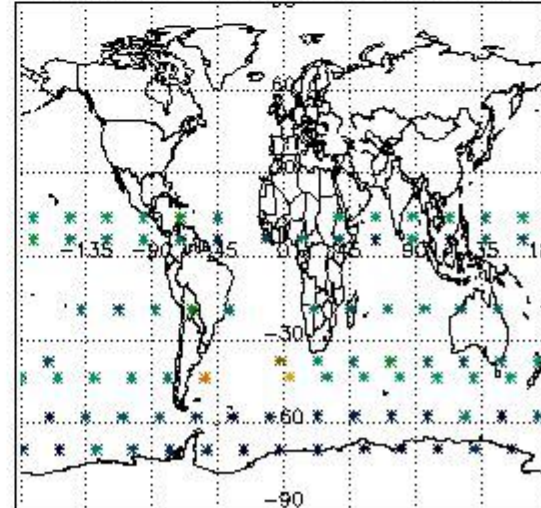
Percentage of flagged data per H2O profile



Percentage of flagged data per NO2 profile



Percentage of flagged data per NO3 profile

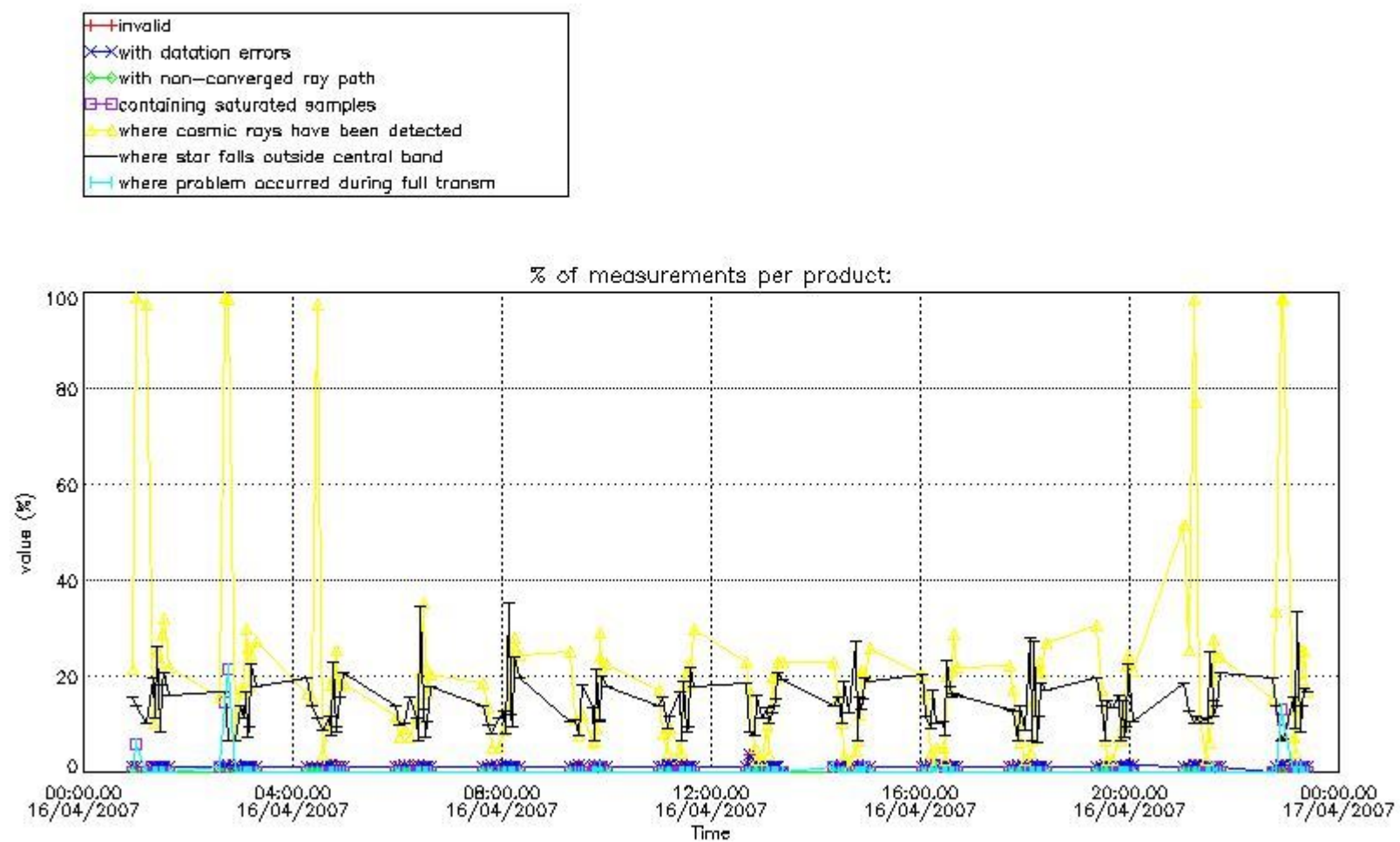


4. Level 1 quality information per product

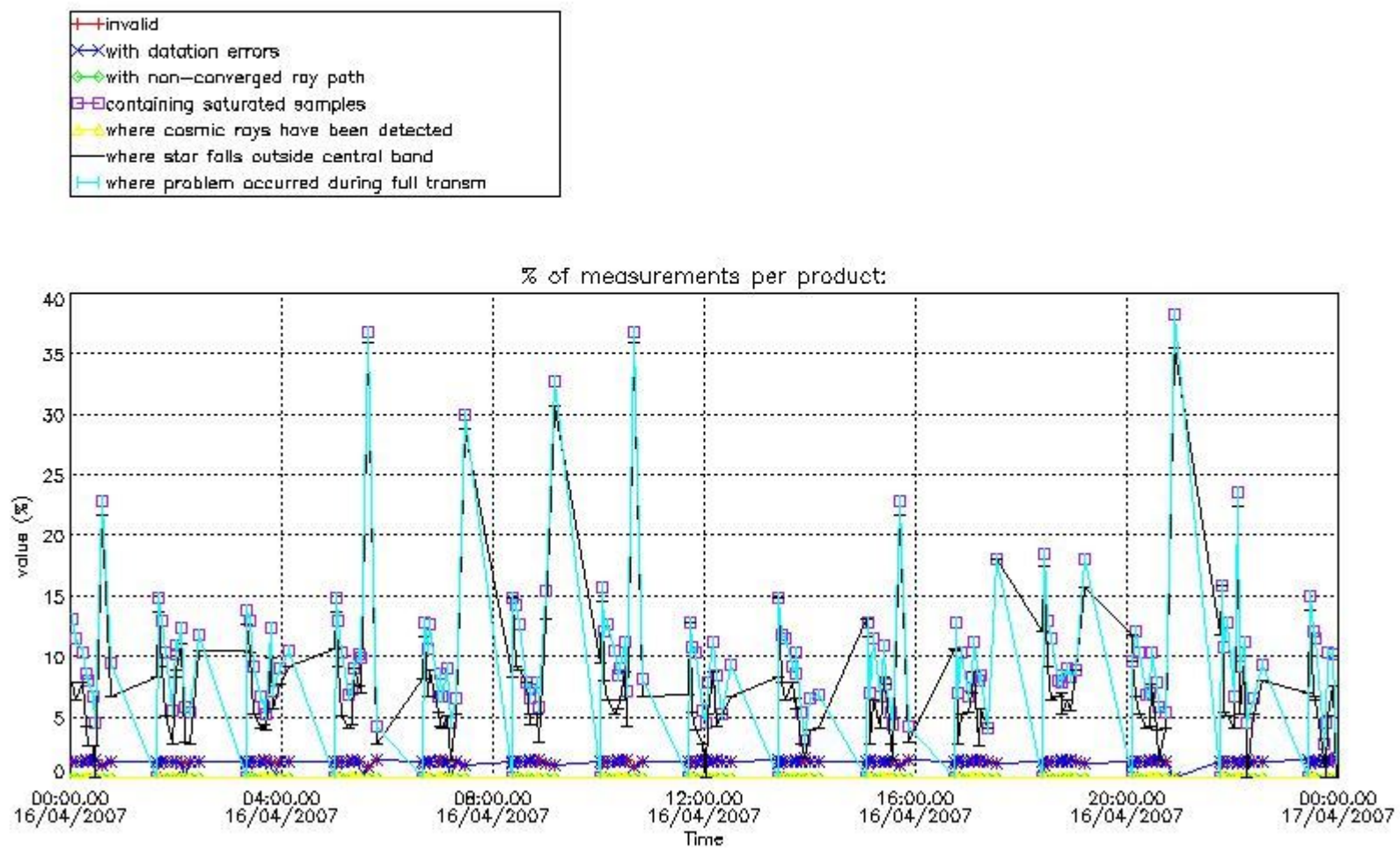
In this section it is plotted some information contained in the Quality Summary data set of the level 2 products that comes from the level 1b processing. Products without errors (error flag in the MPH set to "0") are used.

4.1 Plot quality information per product (time dependant) coming from level 1b processing

4.1.1 Plot level 1 quality information per product (time dependant): ENVISAT ASCENDING passes

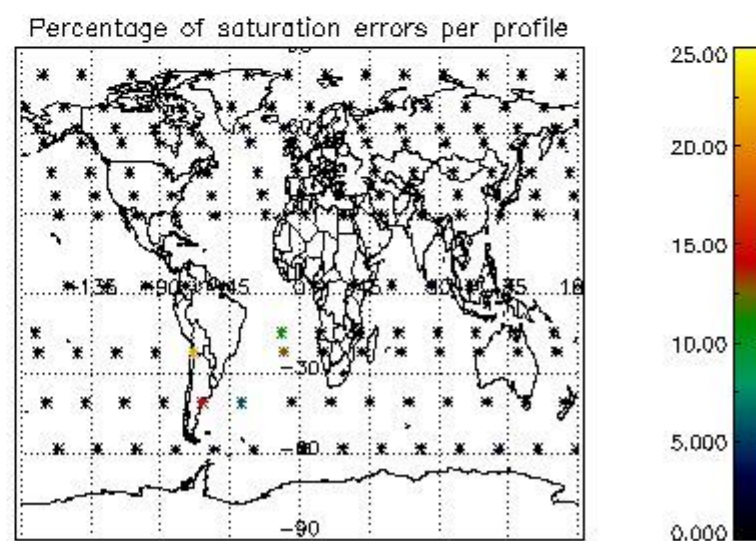
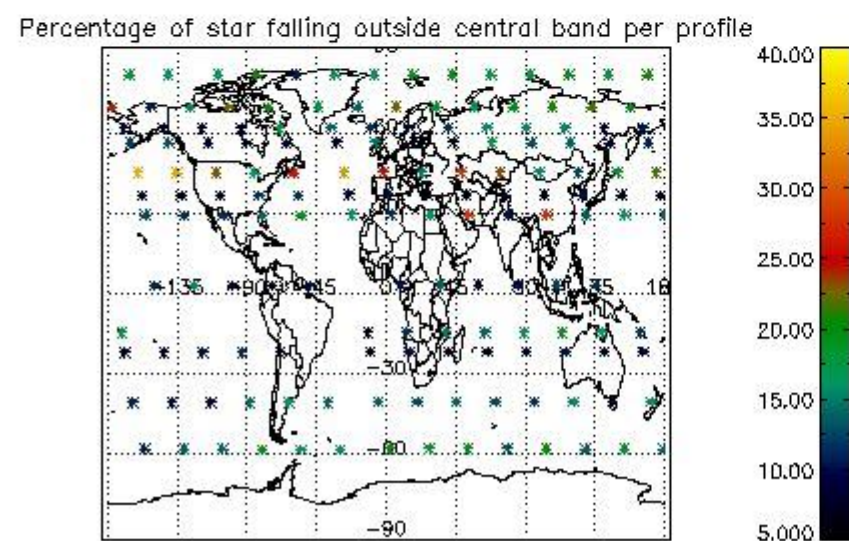
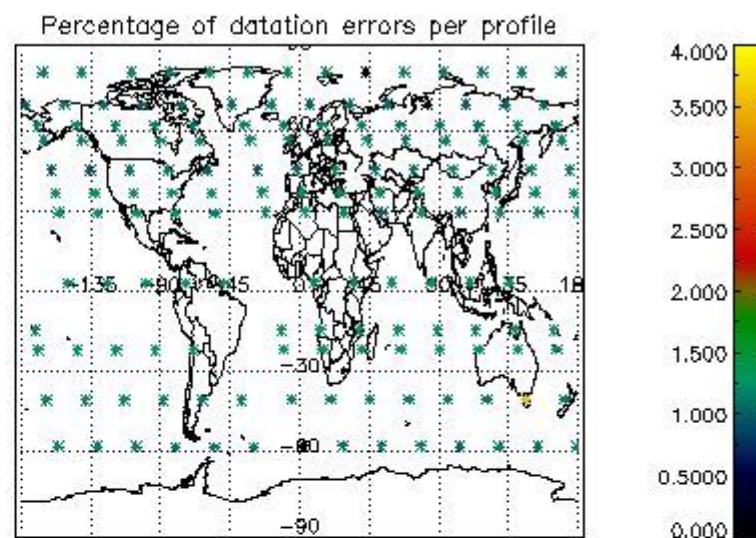
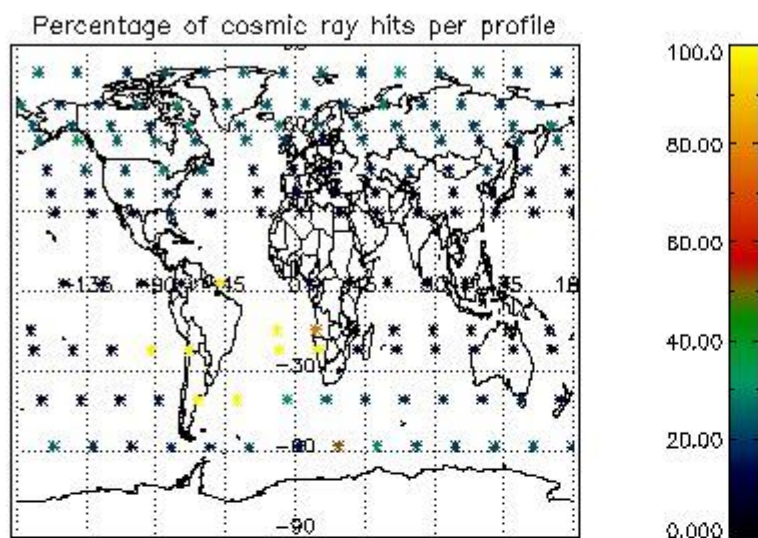


4.1.2 Plot level 1 quality information per product (time dependant): ENVI SAT DESCENDING passes

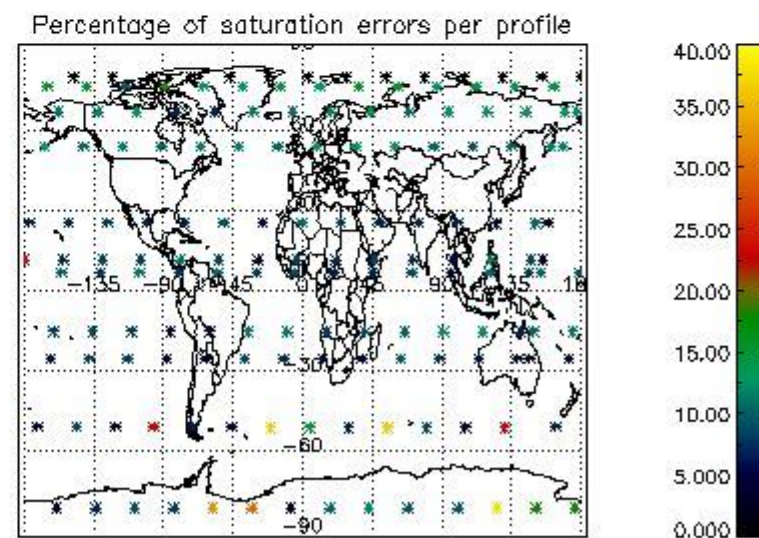
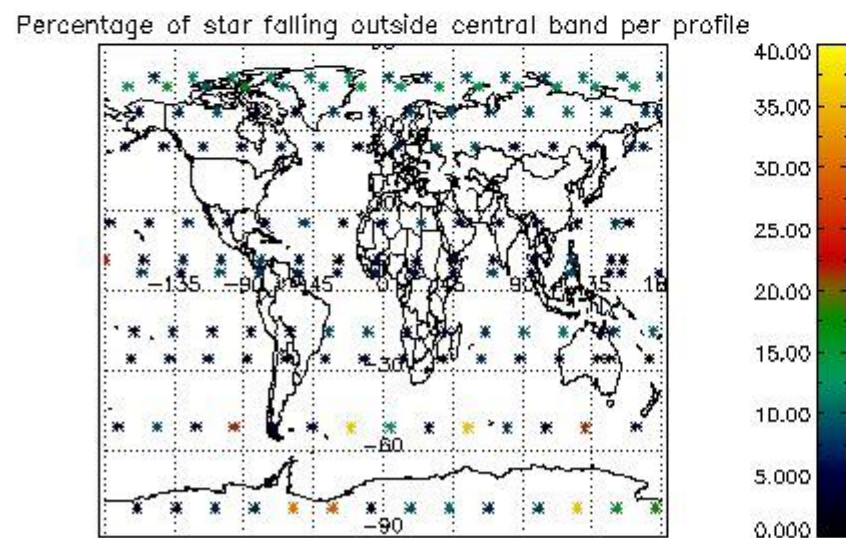
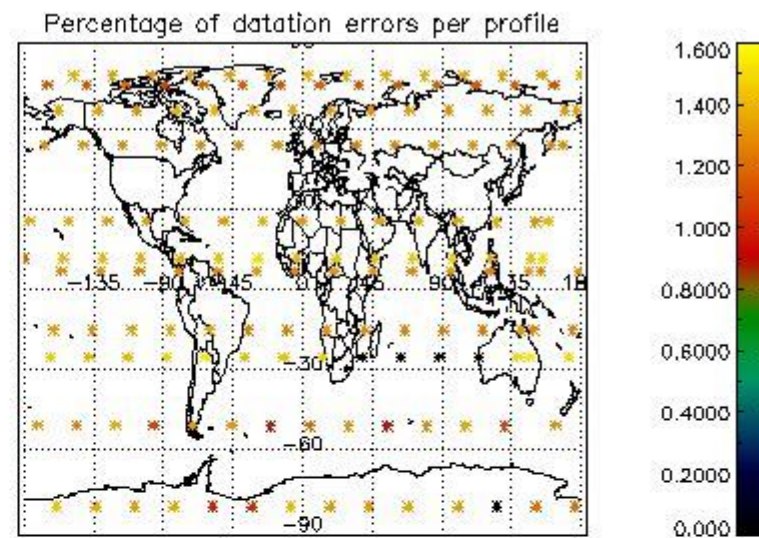
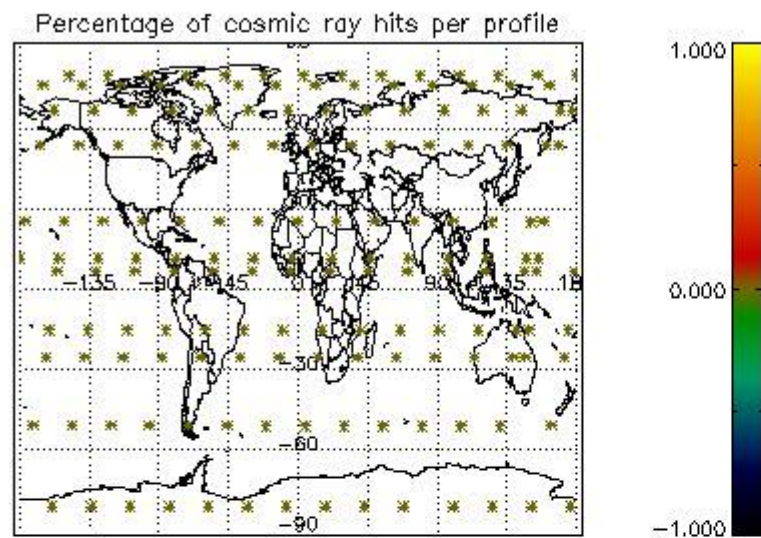


4.2 Plot quality information per product coming from level 1b processing (world map)

4.2.1 Plot level 1 quality information per product (world map): ENVISAT ASCENDING passes



4.2.2 Plot level 1 quality information per product (world map): ENVISAT DESCENDING passes



5. Trace gas profiles

5.1 Ozone statistics based on quality of products

The final quality of the products can be "measured" using the STD (Standard Deviation) attached to every point profile. This information is written to the parameter GOM_NL__2P/NL_LOCAL_SPECIES_DENSITY/o3_std of the level 2 products. The table below shows the statistics for given STD ranges.

The statistics are given with respect to the overall valid production:

- Products without fatal errors: GOM_NL__2P/MPH/PRODUCT_ERR=0
- Valid point profile: GOM_NL__2P/NL_LOCAL_SPECIES_DENSITY/pcd(0)=0

The 'Criteria' is applied to valid points of dark limb products:

- Products in dark limb illumination condition: GOM_NL__2P/NL_SUMMARY_QUALITY/obs_ill_cond=0
- Products without fatal errors: GOM_NL__2P/MPH/PRODUCT_ERR=0
- Valid point profile: GOM_NL__2P/NL_LOCAL_SPECIES_DENSITY/pcd(0)=0

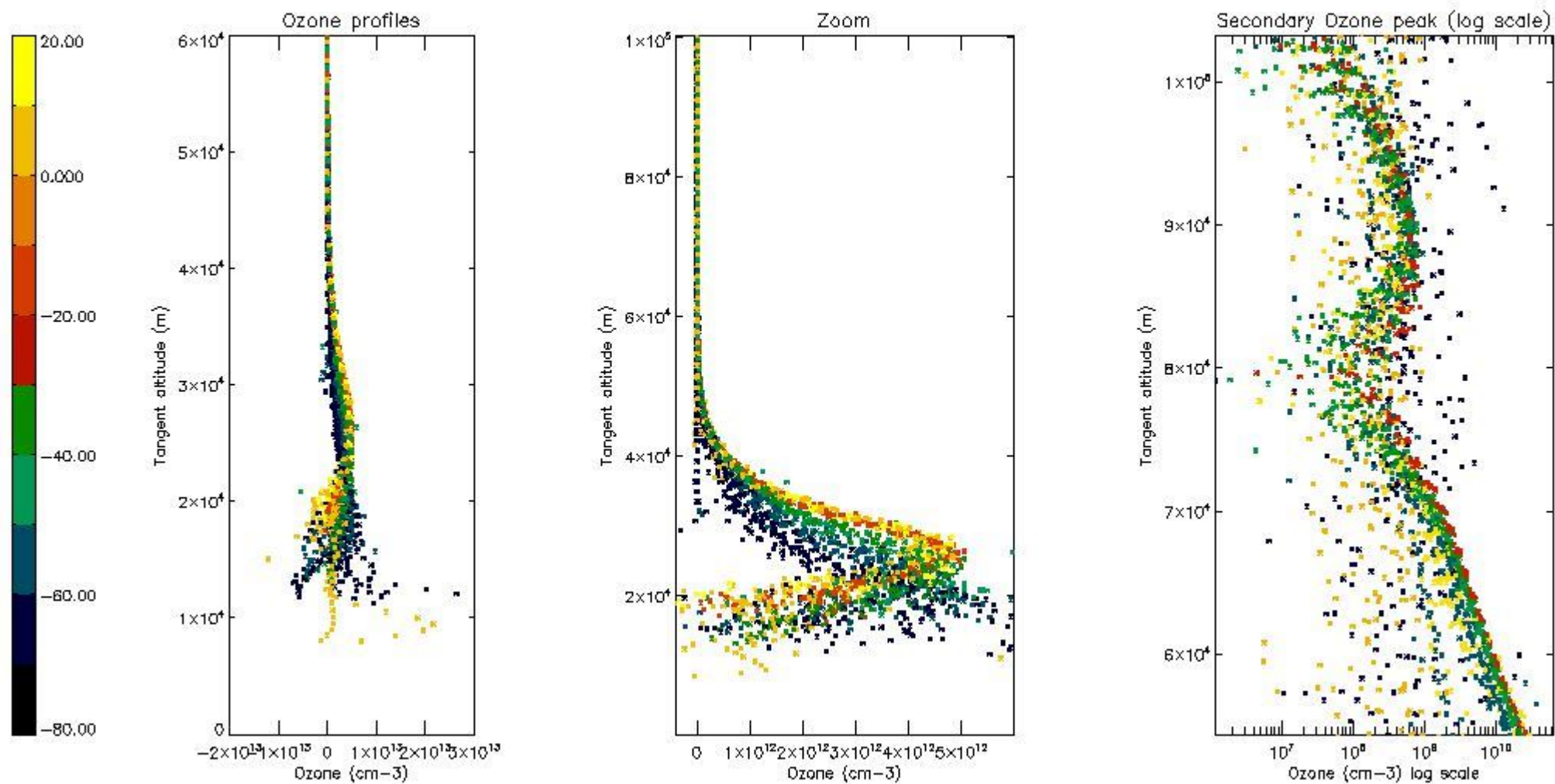
So, the table below shows the percentage of dark limb and valid observations for each criteria with respect to the overall valid daily observations.

Criteria	% of total production
All STD	28
STD < 20	13

STD < 10	9
STD < 5	4

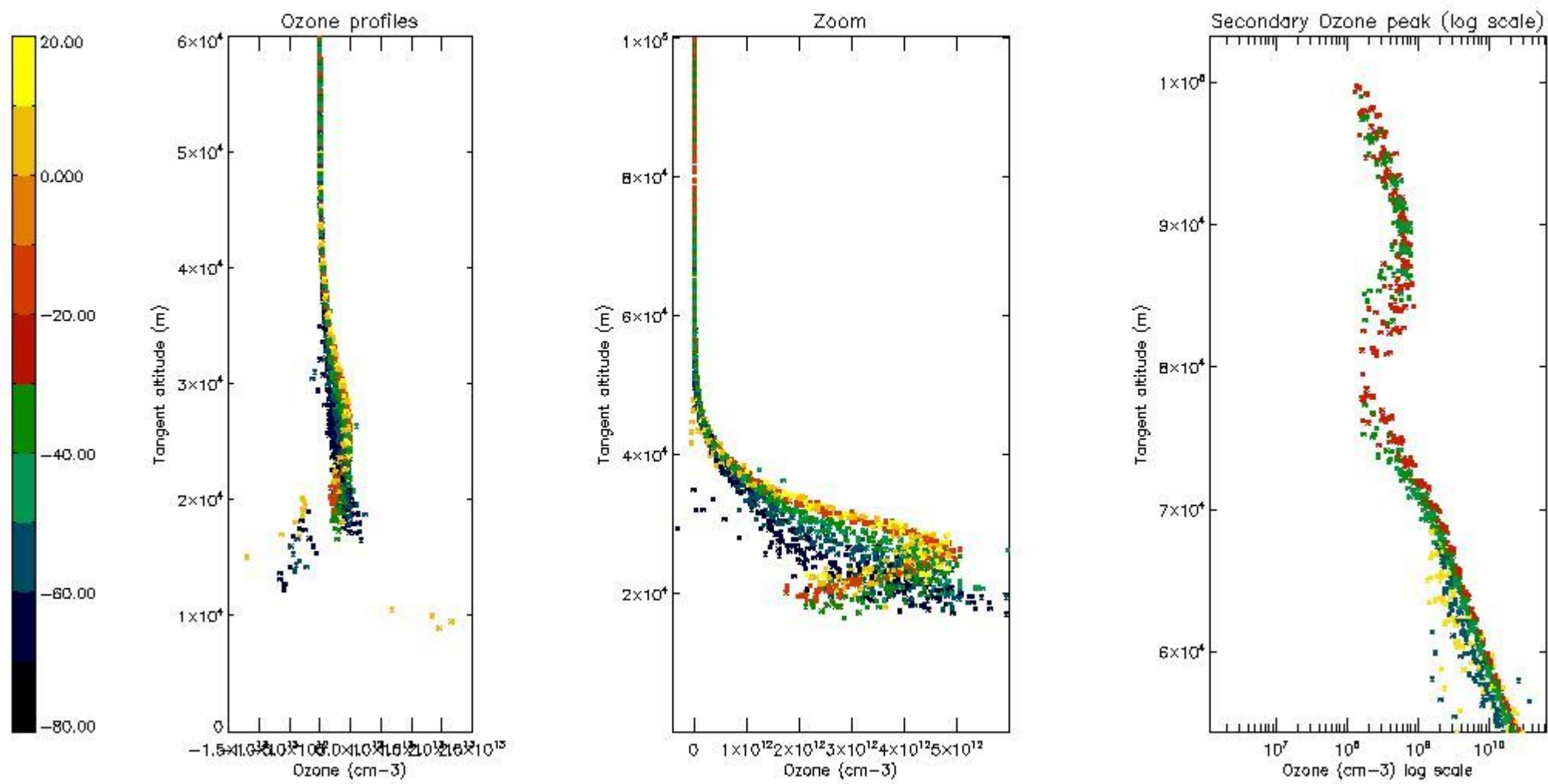
5.2 Plot ozone profiles for all STD (dark without errors)

The colorbar represents the latitude.



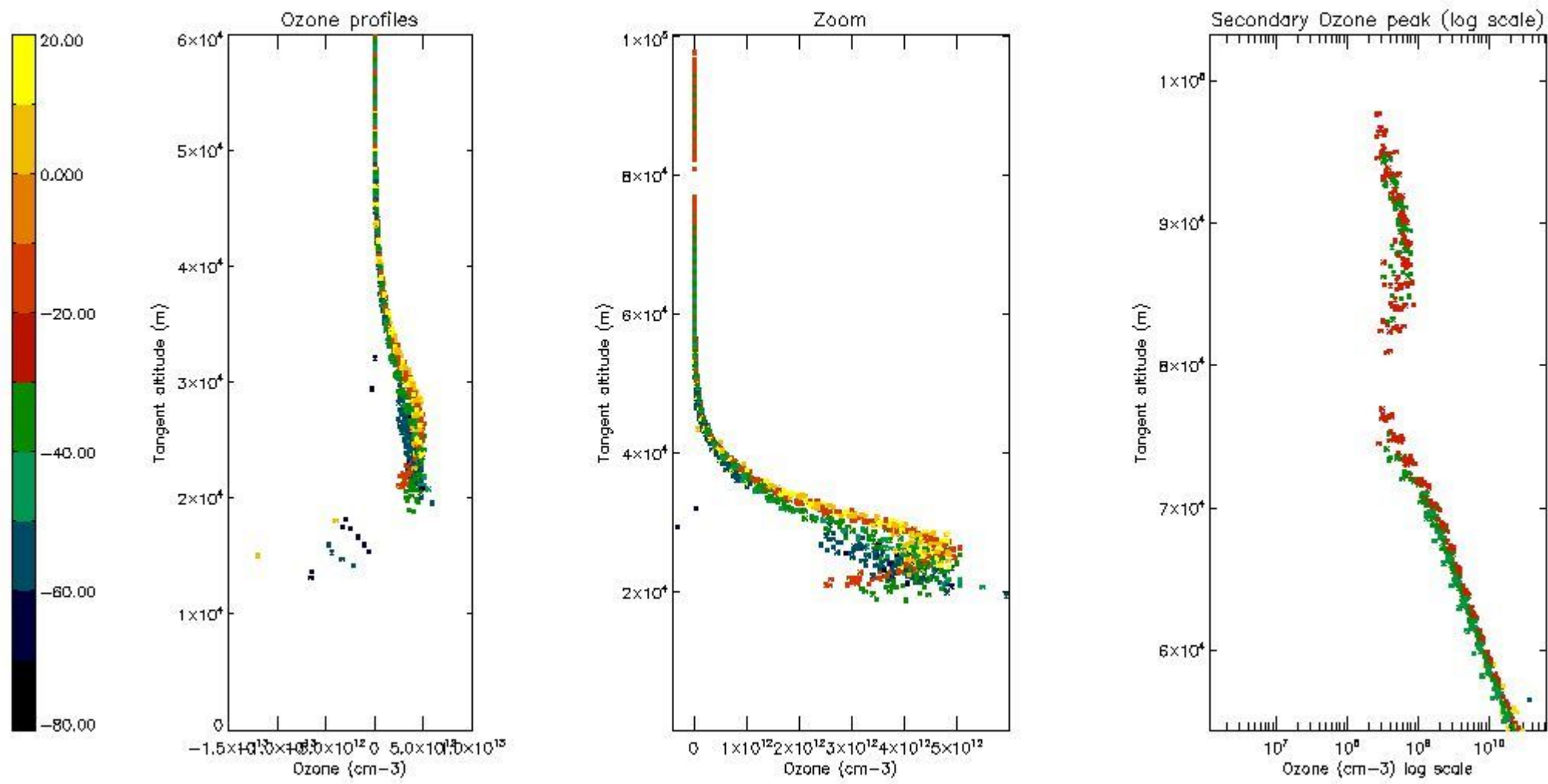
5.3 Plot ozone profiles where STD < 20% (dark without errors)

The colorbar represents the latitude.



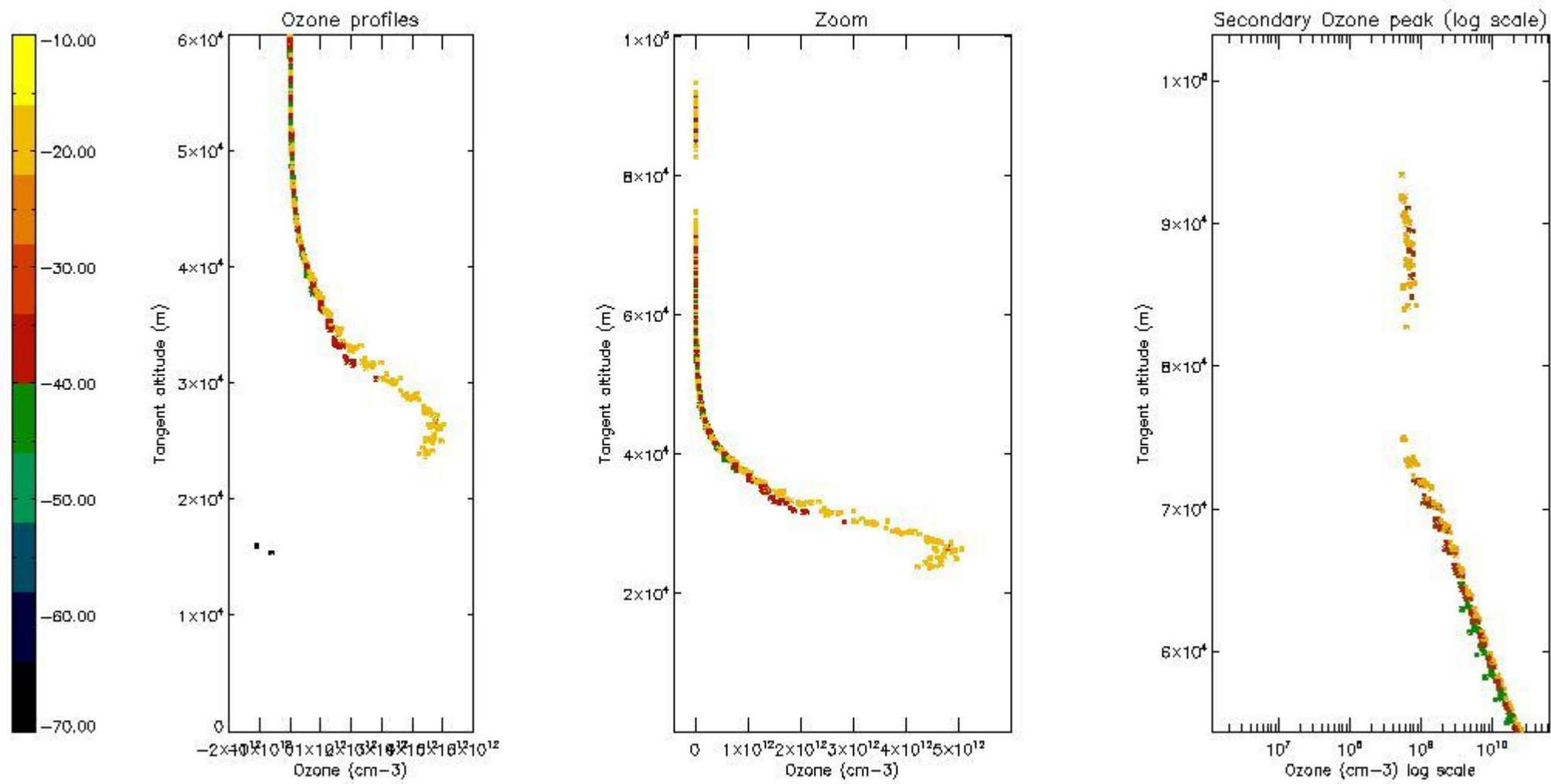
5.4 Plot ozone profiles where STD < 10% (dark without errors)

The colorbar represents the latitude.



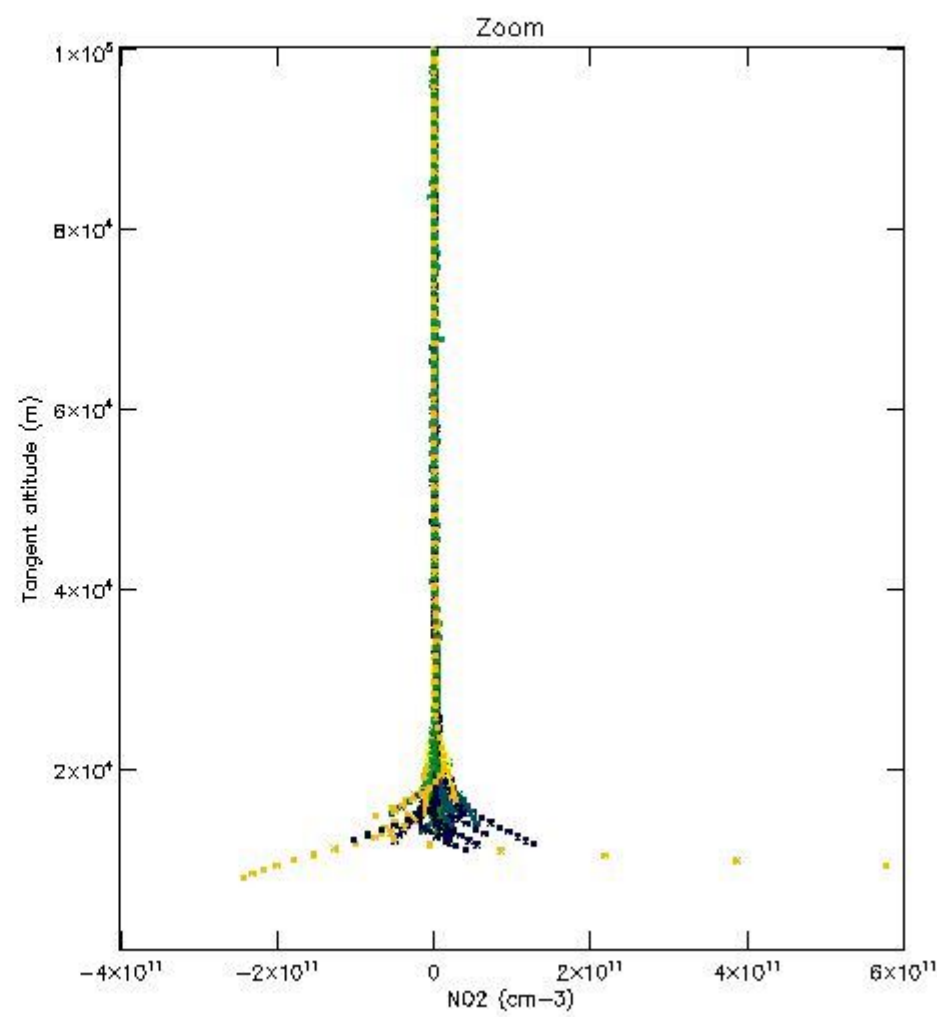
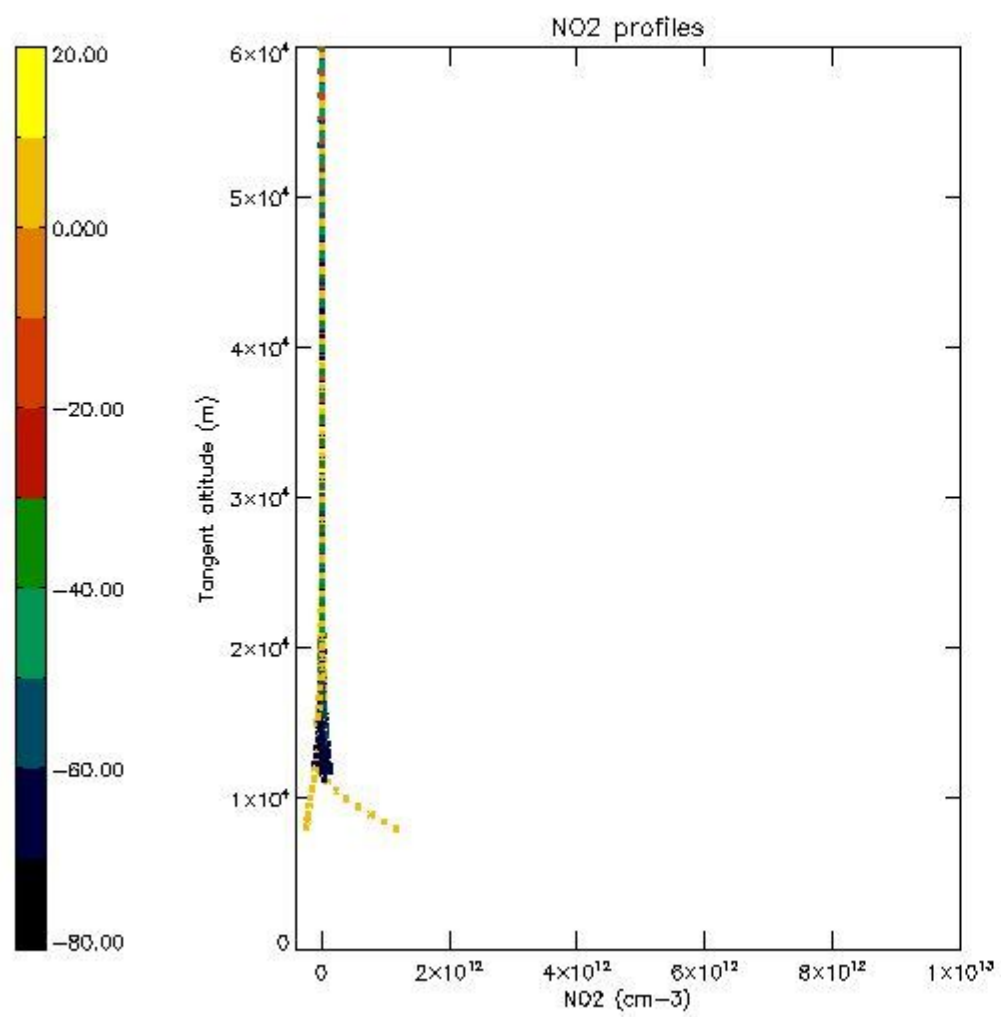
5.5 Plot ozone profiles where STD < 5% (dark without errors)

The colorbar represents the latitude.



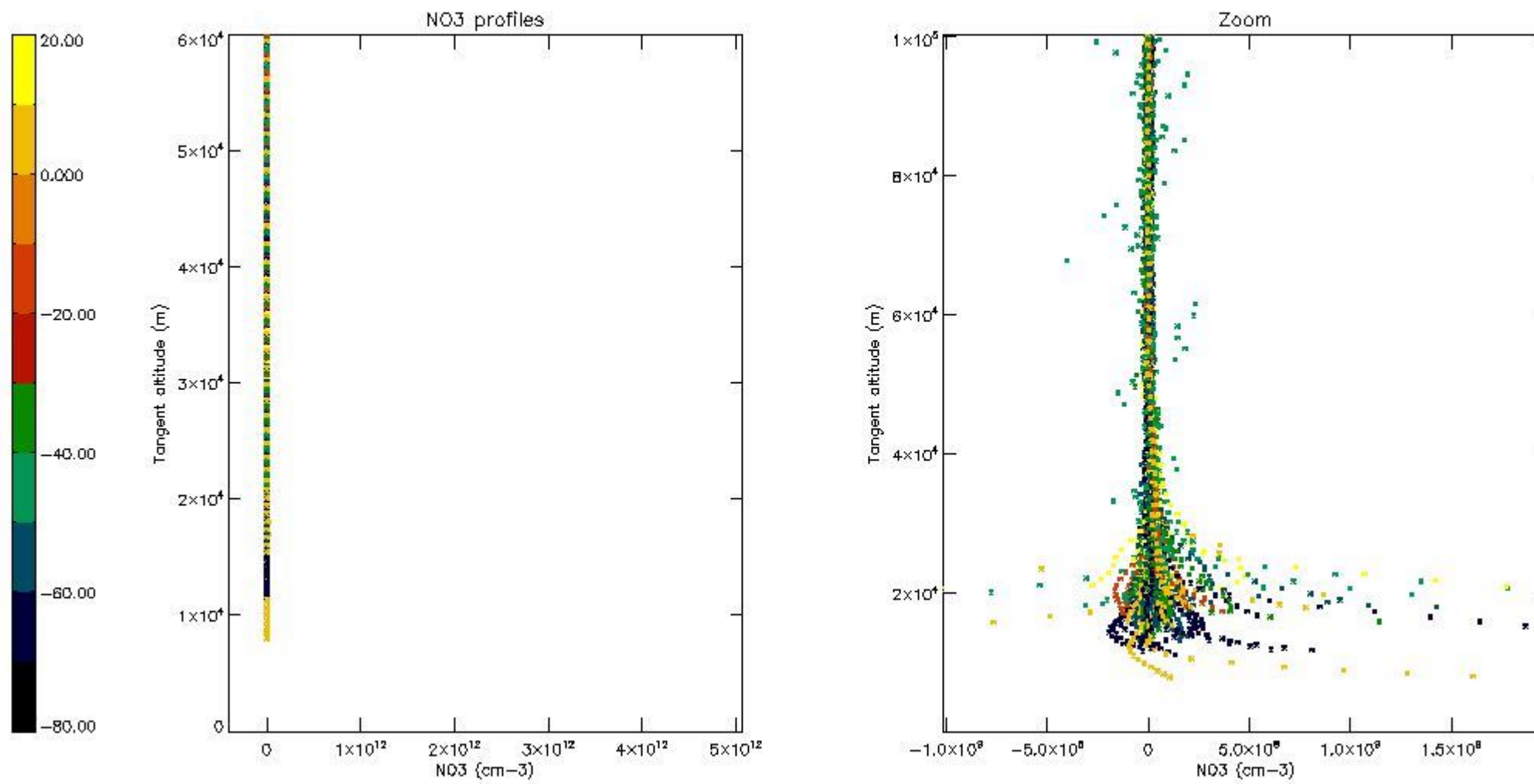
5.6 Plot NO₂ profiles for all STD (dark without errors)

The colorbar represents the latitude.



5.7 Plot NO3 profiles for all STD (dark without errors)

The colorbar represents the latitude.



6. Auxiliary Data Files used for the production reported in section 2

The number reported in the third column indicates since which file (see list in section 2) the corresponding auxiliary file has been used. The fourth column is the date of those product files.

Type	Auxiliary Filename	Used since product	Used since product date
INST_PHYS_CHARACTERISTICS	GOM_INS_AXVIEC20091111_143220_20030716_120000_20500101_000000	1	16-APR-2007 00:02:46
LEVEL-2_PROC_CONFIG	GOM_PR2_AXVIEC20091111_152718_20020301_000000_20500101_000000	1	16-APR-2007 00:02:46
CROSS_SECTIONS_FILE	GOM_CRS_AXVIEC20091111_154832_20020301_000000_20500101_000000	1	16-APR-2007 00:02:46

GOMOS Level 2 Daily Report

SUMMARY

[1. General Info](#)

[2. Summary of processed GOM_NL_2P products](#)

[3. Level 2 Quality information per product](#)

[3.1 Plot of level 2 quality information per product \(time dependant\)](#)

[3.2 Plot of level 2 quality information per product \(world map\)](#)

[4. Level 1 Quality information per product \(stored on level 2 products\)](#)

[4.1 Plot of level 1 quality information per product \(time dependant\)](#)

[4.1.1 Plot of level 1 quality information per product \(time dependant\): ASCENDING](#)

[4.1.2 Plot of level 1 quality information per product \(time dependant\): DESCENDING](#)

[4.2 Plot of level 1 quality information per product \(world map\)](#)

[4.2.1 Plot of level 1 quality information per product \(world map\): ASCENDING](#)

[4.2.2 Plot of level 1 quality information per product \(world map\): DESCENDING](#)

[5. Ozone profiles based on quality statistics and other trace gas profiles](#)

[5.1 Ozone statistics based on quality of products](#)

[5.2 Plot ozone profiles for all STD \(dark without errors\)](#)

[5.3 Plot ozone profiles where STD < 20% \(dark without errors\)](#)

[5.4. Plot ozone profiles where STD < 10% \(dark without errors\)](#)

[5.5. Plot ozone profiles where STD < 5% \(dark without errors\)](#)

[5.6 Plot NO2 profiles for all STD \(dark without errors\)](#)

[5.7 Plot NO3 profiles for all STD \(dark without errors\)](#)

[5.8 Plot H2O profiles \(only for occultations of stars 1,2,3,4,13,14,16,26,63 dark without errors\) for all STD](#)

[6. Auxiliary Data Files used for the production reported in section 2](#)

This report presents the daily analysis on parameters extracted from GOMOS level 2 data (GOM_NL__2P). It is intended to monitor some important parameters that will impact the quality of these products. A list of level 2 products (and content) that have arrived during the reporting day to the PCF is also given.

Item	Value
Time of report generation	22APR2013 18:30:43
Data source version	GOMOS/6.01
Start time of products	16-04-2007 (16APR2007 00:00:00)
Stop time of products	17-04-2007 (17APR2007 00:00:00)
Store outputs in DB	Yes
Nb of level 2 prods	320
Nb of prods with errors	0

2. Summary of processed GOM_NL__2P products.

Nr	Filename	UTC Start time	Limb	Duration	Star Id	Star Name	Star Mag	Star Temp	Nb Meas	Orbit	Prod. error
1	GOM_NL__2PRFIN20070416_000246_000000382057_00188_26795_0204.N1	16-APR-2007 00:02:46	Bright	38.000	121	29Gam Vir	2.7400	7200.0	76	26795	No
2	GOM_NL__2PRFIN20070416_000633_000000392057_00188_26795_0205.N1	16-APR-2007 00:06:33	Bright	39.000	138	47Eps Vir	2.8280	4700.0	78	26795	No
3	GOM_NL__2PRFIN20070416_001441_000000392057_00188_26795_0206.N1	16-APR-2007 00:14:41	Bright	38.500	152	12Alp2CVn	2.8900	11000.	77	26795	No
4	GOM_NL__2PRFIN20070416_001831_000000352057_00188_26795_0207.N1	16-APR-2007 00:18:31	Bright	35.000	87	64Gam UMa	2.4330	11000.	70	26795	No
5	GOM_NL__2PRFIN20070416_001954_000000382057_00188_26795_0208.N1	16-APR-2007 00:19:54	Bright	37.500	55	79Zet UMa	2.0600	10200.	75	26795	No
6	GOM_NL__2PRFIN20070416_002604_000000382057_00188_26795_0209.N1	16-APR-2007 00:26:04	Bright	37.500	60	7Bet UMi	2.0810	3950.0	75	26795	No
7	GOM_NL__2PRFIN20070416_002853_000000342057_00188_26795_0210.N1	16-APR-2007 00:28:53	Bright	33.500	49	1Alp UMi	1.9900	6300.0	67	26795	No
8	GOM_NL__2PRFIN20070416_003610_000000462057_00188_26795_0211.N1	16-APR-2007 00:36:10	Bright	46.000	89	5Alp Cep	2.4510	8000.0	92	26795	No
9	GOM_NL__2PRFIN20070416_004605_000000372057_00188_26795_0212.N1	16-APR-2007 00:46:05	Bright	37.000	164	44Eta Peg	2.9480	5400.0	74	26795	No
10	GOM_NL__2PRFIN20070416_005538_000000452057_00188_26795_0213.N1	16-APR-2007 00:55:38	Dark	44.500	162	34Alp Aqr	2.9440	5350.0	89	26795	No
11	GOM_NL__2PRFIN20070416_010039_000000442057_00188_26795_0214.N1	16-APR-2007 01:00:39	Dark	43.500	142	49Del Cap	2.8500	8900.0	87	26795	No
12	GOM_NL__2PRFIN20070416_011258_000000402057_00189_26796_0210.N1	16-APR-2007 01:12:58	Dark	40.000	45	Alp Pav	1.9400	26000.	80	26796	No
13	GOM_NL__2PRFIN20070416_012020_000000442057_00189_26796_0211.N1	16-APR-2007 01:20:20	Dark	43.500	43	Alp TrA	1.9100	4250.0	87	26796	No
14	GOM_NL__2PRFIN20070416_012225_000000402057_00189_26796_0212.N1	16-APR-2007 01:22:25	Dark	40.000	134	Bet TrA	2.8100	6600.0	80	26796	No
15	GOM_NL__2PRFIN20070416_012449_000000482057_00189_26796_0213.N1	16-APR-2007 01:24:49	Straylight	48.000	4	Alp1Cen	-0.010000	5800.0	96	26796	No
16	GOM_NL__2PRFIN20070416_012759_000000422057_00189_26796_0214.N1	16-APR-2007 01:27:59	Straylight	41.500	78	Alp Lup	2.3040	28000.	83	26796	No
17	GOM_NL__2PRFIN20070416_012935_000000472057_00189_26796_0215.N1	16-APR-2007 01:29:35	Straylight	47.000	81	Eta Cen	2.3560	28000.	94	26796	No
18	GOM_NL__2PRFIN20070416_013157_000000492057_00189_26796_0216.N1	16-APR-2007 01:31:57	Straylight	48.500	54	5The Cen	2.0550	4500.0	97	26796	No
19	GOM_NL__2PRFIN20070416_013705_000000412057_00189_26796_0217.N1	16-APR-2007 01:37:05	Twilight_stray	41.000	106	9Bet Crv	2.6480	5600.0	82	26796	No
20	GOM_NL__2PRFIN20070416_013855_000000372057_00189_26796_0218.N1	16-APR-2007 01:38:55	Bright	36.500	100	4Gam Crv	2.5800	13100.	73	26796	No
21	GOM_NL__2PRFIN20070416_014019_000000442057_00189_26796_0219.N1	16-APR-2007 01:40:19	Bright	44.000	15	67Alp Vir	0.97600	28000.	88	26796	No
22	GOM_NL__2PRFIN20070416_014322_000000392057_00189_26796_0220.N1	16-APR-2007 01:43:22	Bright	38.500	121	29Gam Vir	2.7400	7200.0	77	26796	No
23	GOM_NL__2PRFIN20070416_014709_000000392057_00189_26796_0221.N1	16-APR-2007 01:47:09	Bright	39.000	138	47Eps Vir	2.8280	4700.0	78	26796	No
24	GOM_NL__2PRFIN20070416_015516_000000372057_00189_26796_0222.N1	16-APR-2007 01:55:16	Bright	36.500	152	12Alp2CVn	2.8900	11000.	73	26796	No
25	GOM_NL__2PRFIN20070416_015907_000000372057_00189_26796_0223.N1	16-APR-2007 01:59:07	Bright	36.500	87	64Gam UMa	2.4330	11000.	73	26796	No
26	GOM_NL__2PRFIN20070416_020030_000000402057_00189_26796_0224.N1	16-APR-2007 02:00:30	Bright	39.500	55	79Zet UMa	2.0600	10200.	79	26796	No
27	GOM_NL__2PRFIN20070416_020640_000000412057_00189_26796_0225.N1	16-APR-2007 02:06:40	Bright	40.500	60	7Bet UMi	2.0810	3950.0	81	26796	No
28	GOM_NL__2PRFIN20070416_020929_000000342057_00189_26796_0226.N1	16-APR-2007 02:09:29	Bright	34.000	49	1Alp UMi	1.9900	6300.0	68	26796	No
29	GOM_NL__2PRFIN20070416_021646_000000372057_00189_26796_0227.N1	16-APR-2007 02:16:46	Bright	37.000	89	5Alp Cep	2.4510	8000.0	74	26796	No
30	GOM_NL__2PRFIN20070416_022642_000000382057_00189_26796_0228.N1	16-APR-2007 02:26:42	Bright	38.000	164	44Eta Peg	2.9480	5400.0	76	26796	No
31	GOM_NL__2PRFIN20070416_023615_000000452057_00189_26796_0229.N1	16-APR-2007 02:36:15	Dark	45.000	162	34Alp Aqr	2.9440	5350.0	90	26796	No
32	GOM_NL__2PRFIN20070416_024115_000000452057_00189_26796_0230.N1	16-APR-2007 02:41:15	Dark	45.000	142	49Del Cap	2.8500	8900.0	90	26796	No
33	GOM_NL__2PRFIN20070416_024633_000000382057_00189_26796_0231.N1	16-APR-2007 02:46:33	Dark	37.500	172	Gam Gru	3.0030	13100.	75	26796	No
34	GOM_NL__2PRFIN20070416_025334_000000392057_00190_26797_0225.N1	16-APR-2007 02:53:34	Dark	38.500	45	Alp Pav	1.9400	26000.	77	26797	No
35	GOM_NL__2PRFIN20070416_030056_000000402057_00190_26797_0226.N1	16-APR-2007 03:00:56	Dark	40.000	43	Alp TrA	1.9100	4250.0	80	26797	No
36	GOM_NL__2PRFIN20070416_030302_000000402057_00190_26797_0227.N1	16-APR-2007 03:03:02	Dark	39.500	134	Bet TrA	2.8100	6600.0	79	26797	No
37	GOM_NL__2PRFIN20070416_030525_000000422057_00190_26797_0228.N1	16-APR-2007 03:05:25	Straylight	42.000	4	Alp1Cen	-0.010000	5800.0	84	26797	No
38	GOM_NL__2PRFIN20070416_030836_000000412057_00190_26797_0229.N1	16-APR-2007 03:08:36	Straylight	40.500	78	Alp Lup	2.3040	28000.	81	26797	No
39	GOM_NL__2PRFIN20070416_031011_000000432057_00190_26797_0230.N1	16-APR-2007 03:10:11	Straylight	42.500	81	Eta Cen	2.3560	28000.	85	26797	No
40	GOM_NL__2PRFIN20070416_031233_000000492057_00190_26797_0231.N1	16-APR-2007 03:12:33	Straylight	49.000	54	5The Cen	2.0550	4500.0	98	26797	No
41	GOM_NL__2PRFIN20070416_031741_000000422057_00190_26797_0232.N1	16-APR-2007 03:17:41	Twilight_stray	42.000	106	9Bet Crv	2.6480	5600.0	84	26797	No
42	GOM_NL__2PRFIN20070416_031931_000000382057_00190_26797_0233.N1	16-APR-2007 03:19:31	Bright	38.000	100	4Gam Crv	2.5800	13100.	76	26797	No

43	GOM_NL__2PRFIN20070416_032055_000000442057_00190_26797_0234.N1	16-APR-2007 03:20:55	Bright	43.500	15	67Alp Vir	0.97600	28000.	87	26797	No
44	GOM_NL__2PRFIN20070416_032358_000000392057_00190_26797_0235.N1	16-APR-2007 03:23:58	Bright	38.500	121	29Gam Vir	2.7400	7200.0	77	26797	No
45	GOM_NL__2PRFIN20070416_032745_000000392057_00190_26797_0236.N1	16-APR-2007 03:27:45	Bright	38.500	138	47Eps Vir	2.8280	4700.0	77	26797	No
46	GOM_NL__2PRFIN20070416_033552_000000372057_00190_26797_0237.N1	16-APR-2007 03:35:52	Bright	37.000	152	12Alp2CVn	2.8900	11000.	74	26797	No
47	GOM_NL__2PRFIN20070416_033943_000000342057_00190_26797_0238.N1	16-APR-2007 03:39:43	Bright	34.000	87	64Gam UMa	2.4330	11000.	68	26797	No
48	GOM_NL__2PRFIN20070416_034106_000000382057_00190_26797_0239.N1	16-APR-2007 03:41:06	Bright	38.000	55	79Zet UMa	2.0600	10200.	76	26797	No
49	GOM_NL__2PRFIN20070416_034716_000000412057_00190_26797_0240.N1	16-APR-2007 03:47:16	Bright	40.500	60	7Bet UMi	2.0810	3950.0	81	26797	No
50	GOM_NL__2PRFIN20070416_035005_000000352057_00190_26797_0241.N1	16-APR-2007 03:50:05	Bright	35.000	49	1Alp UMi	1.9900	6300.0	70	26797	No
51	GOM_NL__2PRFIN20070416_035722_000000392057_00190_26797_0242.N1	16-APR-2007 03:57:22	Bright	39.000	89	5Alp Cep	2.4510	8000.0	78	26797	No
52	GOM_NL__2PRFIN20070416_040718_000000382057_00190_26797_0243.N1	16-APR-2007 04:07:18	Bright	38.000	164	44Eta Peg	2.9480	5400.0	76	26797	No
53	GOM_NL__2PRFIN20070416_041651_000000462057_00190_26797_0244.N1	16-APR-2007 04:16:51	Dark	46.000	162	34Alp Aqr	2.9440	5350.0	92	26797	No
54	GOM_NL__2PRFIN20070416_042152_000000432057_00190_26797_0245.N1	16-APR-2007 04:21:52	Dark	43.000	142	49Del Cap	2.8500	8900.0	86	26797	No
55	GOM_NL__2PRFIN20070416_042709_000000402057_00190_26797_0246.N1	16-APR-2007 04:27:09	Dark	39.500	172	Gam Gru	3.0030	13100.	79	26797	No
56	GOM_NL__2PRFIN20070416_043411_000000402057_00191_26798_0236.N1	16-APR-2007 04:34:11	Dark	39.500	45	Alp Pav	1.9400	26000.	79	26798	No
57	GOM_NL__2PRFIN20070416_044132_000000392057_00191_26798_0237.N1	16-APR-2007 04:41:32	Dark	39.000	43	Alp TrA	1.9100	4250.0	78	26798	No
58	GOM_NL__2PRFIN20070416_044338_000000392057_00191_26798_0238.N1	16-APR-2007 04:43:38	Dark	38.500	134	Bet TrA	2.8100	6600.0	77	26798	No
59	GOM_NL__2PRFIN20070416_044602_000000462057_00191_26798_0239.N1	16-APR-2007 04:46:02	Straylight	45.500	4	Alp1Cen	-0.010000	5800.0	91	26798	No
60	GOM_NL__2PRFIN20070416_044912_000000412057_00191_26798_0240.N1	16-APR-2007 04:49:12	Straylight	41.000	78	Alp Lup	2.3040	28000.	82	26798	No
61	GOM_NL__2PRFIN20070416_045048_000000432057_00191_26798_0241.N1	16-APR-2007 04:50:48	Straylight	43.000	81	Eta Cen	2.3560	28000.	86	26798	No
62	GOM_NL__2PRFIN20070416_045310_000000452057_00191_26798_0242.N1	16-APR-2007 04:53:10	Straylight	45.000	54	5The Cen	2.0550	4500.0	90	26798	No
63	GOM_NL__2PRFIN20070416_045818_000000442057_00191_26798_0243.N1	16-APR-2007 04:58:18	Twi_and_stray	43.500	106	9Bet Crv	2.6480	5600.0	87	26798	No
64	GOM_NL__2PRFIN20070416_050007_000000382057_00191_26798_0244.N1	16-APR-2007 05:00:07	Bright	37.500	100	4Gam Crv	2.5800	13100.	75	26798	No
65	GOM_NL__2PRFIN20070416_050131_000000442057_00191_26798_0245.N1	16-APR-2007 05:01:31	Bright	44.000	15	67Alp Vir	0.97600	28000.	88	26798	No
66	GOM_NL__2PRFIN20070416_050434_000000392057_00191_26798_0246.N1	16-APR-2007 05:04:34	Bright	38.500	121	29Gam Vir	2.7400	7200.0	77	26798	No
67	GOM_NL__2PRFIN20070416_050821_000000392057_00191_26798_0247.N1	16-APR-2007 05:08:21	Bright	39.000	138	47Eps Vir	2.8280	4700.0	78	26798	No
68	GOM_NL__2PRFIN20070416_051628_000000372057_00191_26798_0248.N1	16-APR-2007 05:16:28	Bright	36.500	152	12Alp2CVn	2.8900	11000.	73	26798	No
69	GOM_NL__2PRFIN20070416_052019_000000352057_00191_26798_0249.N1	16-APR-2007 05:20:19	Bright	34.500	87	64Gam UMa	2.4330	11000.	69	26798	No
70	GOM_NL__2PRFIN20070416_052141_000000392057_00191_26798_0250.N1	16-APR-2007 05:21:41	Bright	39.000	55	79Zet UMa	2.0600	10200.	78	26798	No
71	GOM_NL__2PRFIN20070416_052751_000000402057_00191_26798_0251.N1	16-APR-2007 05:27:51	Bright	39.500	60	7Bet UMi	2.0810	3950.0	79	26798	No
72	GOM_NL__2PRFIN20070416_053041_000000362057_00191_26798_0252.N1	16-APR-2007 05:30:41	Bright	35.500	49	1Alp UMi	1.9900	6300.0	71	26798	No
73	GOM_NL__2PRFIN20070416_053758_000000572057_00191_26798_0253.N1	16-APR-2007 05:37:58	Bright	57.000	89	5Alp Cep	2.4510	8000.0	114	26798	No
74	GOM_NL__2PRFIN20070416_054754_000000362057_00191_26798_0254.N1	16-APR-2007 05:47:54	Bright	35.500	164	44Eta Peg	2.9480	5400.0	71	26798	No
75	GOM_NL__2PRFIN20070416_055727_000000432057_00191_26798_0255.N1	16-APR-2007 05:57:27	Dark	43.000	162	34Alp Aqr	2.9440	5350.0	86	26798	No
76	GOM_NL__2PRFIN20070416_060229_000000412057_00191_26798_0256.N1	16-APR-2007 06:02:29	Dark	41.000	142	49Del Cap	2.8500	8900.0	82	26798	No
77	GOM_NL__2PRFIN20070416_060746_000000392057_00191_26798_0257.N1	16-APR-2007 06:07:46	Dark	39.000	172	Gam Gru	3.0030	13100.	78	26798	No
78	GOM_NL__2PRFIN20070416_061447_000000422057_00192_26799_0284.N1	16-APR-2007 06:14:47	Dark	42.000	45	Alp Pav	1.9400	26000.	84	26799	No
79	GOM_NL__2PRFIN20070416_062209_000000402057_00192_26799_0285.N1	16-APR-2007 06:22:09	Dark	39.500	43	Alp TrA	1.9100	4250.0	79	26799	No
80	GOM_NL__2PRFIN20070416_062414_000000382057_00192_26799_0286.N1	16-APR-2007 06:24:14	Dark	37.500	134	Bet TrA	2.8100	6600.0	75	26799	No
81	GOM_NL__2PRFIN20070416_062638_000000542057_00192_26799_0287.N1	16-APR-2007 06:26:38	Straylight	53.500	4	Alp1Cen	-0.010000	5800.0	107	26799	No
82	GOM_NL__2PRFIN20070416_062949_000000432057_00192_26799_0288.N1	16-APR-2007 06:29:49	Straylight	42.500	78	Alp Lup	2.3040	28000.	85	26799	No
83	GOM_NL__2PRFIN20070416_063124_000000422057_00192_26799_0289.N1	16-APR-2007 06:31:24	Straylight	41.500	81	Eta Cen	2.3560	28000.	83	26799	No
84	GOM_NL__2PRFIN20070416_063346_000000432057_00192_26799_0290.N1	16-APR-2007 06:33:46	Straylight	42.500	54	5The Cen	2.0550	4500.0	85	26799	No
85	GOM_NL__2PRFIN20070416_063854_000000422057_00192_26799_0291.N1	16-APR-2007 06:38:54	Twi_and_stray	42.000	106	9Bet Crv	2.6480	5600.0	84	26799	No
86	GOM_NL__2PRFIN20070416_064044_000000372057_00192_26799_0292.N1	16-APR-2007 06:40:44	Bright	37.000	100	4Gam Crv	2.5800	13100.	74	26799	No
87	GOM_NL__2PRFIN20070416_064207_000000432057_00192_26799_0293.N1	16-APR-2007 06:42:07	Bright	43.000	15	67Alp Vir	0.97600	28000.	86	26799	No
88	GOM_NL__2PRFIN20070416_064510_000000382057_00192_26799_0294.N1	16-APR-2007 06:45:10	Bright	37.500	121	29Gam Vir	2.7400	7200.0	75	26799	No
89	GOM_NL__2PRFIN20070416_064857_000000402057_00192_26799_0295.N1	16-APR-2007 06:48:57	Bright	39.500	138	47Eps Vir	2.8280	4700.0	79	26799	No
90	GOM_NL__2PRFIN20070416_065704_000000372057_00192_26799_0296.N1	16-APR-2007 06:57:04	Bright	37.000	152	12Alp2CVn	2.8900	11000.	74	26799	No
91	GOM_NL__2PRFIN20070416_070055_000000352057_00192_26799_0297.N1	16-APR-2007 07:00:55	Bright	35.000	87	64Gam UMa	2.4330	11000.	70	26799	No
92	GOM_NL__2PRFIN20070416_070217_000000382057_00192_26799_0298.N1	16-APR-2007 07:02:17	Bright	37.500	55	79Zet UMa	2.0600	10200.	75	26799	No
93	GOM_NL__2PRFIN20070416_070827_000000392057_00192_26799_0299.N1	16-APR-2007 07:08:27	Bright	39.000	60	7Bet UMi	2.0810	3950.0	78	26799	No
94	GOM_NL__2PRFIN20070416_071117_000000342057_00192_26799_0300.N1	16-APR-2007 07:11:17	Bright	33.500	49	1Alp UMi	1.9900	6300.0	67	26799	No
95	GOM_NL__2PRFIN20070416_071833_000000392057_00192_26799_0301.N1	16-APR-2007 07:18:33	Bright	38.500	89	5Alp Cep	2.4510	8000.0	77	26799	No
96	GOM_NL__2PRFIN20070416_072830_000000492057_00192_26799_0302.N1	16-APR-2007 07:28:30	Bright	48.500	164	44Eta Peg	2.9480	5400.0	97	26799	No
97	GOM_NL__2PRFIN20070416_073804_000000432057_00192_26799_0303.N1	16-APR-2007 07:38:04	Dark	43.000	162	34Alp Aqr	2.9440	5350.0	86	26799	No
98	GOM_NL__2PRFIN20070416_074305_000000412057_00192_26799_0304.N1	16-APR-2007 07:43:05	Dark	41.000	142	49Del Cap	2.8500	8900.0	82	26799	No
99	GOM_NL__2PRFIN20070416_074822_000000382057_00192_26799_0305.N1	16-APR-2007 07:48:22	Dark	38.000	172	Gam Gru	3.0030	13100.	76	26799	No
100	GOM_NL__2PRFIN20070416_075524_000000412057_00193_26800_0298.N1	16-APR-2007 07:55:24	Dark	40.500	45	Alp Pav	1.9400	26000.	81	26800	No
101	GOM_NL__2PRFIN20070416_080245_000000402057_00193_26800_0299.N1	16-APR-2007 08:02:45	Dark	39.500	43	Alp TrA	1.9100	4250.0	79	26800	No

102	GOM_NL__2PRFIN20070416_080451_000000382057_00193_26800_0300.N1	16-APR-2007 08:04:51	Dark	38.000	134	Bet TrA	2.8100	6600.0	76	26800	No
103	GOM_NL__2PRFIN20070416_080714_000000542057_00193_26800_0301.N1	16-APR-2007 08:07:14	Straylight	54.000	4	Alp1Cen	-0.010000	5800.0	108	26800	No
104	GOM_NL__2PRFIN20070416_081025_000000422057_00193_26800_0302.N1	16-APR-2007 08:10:25	Straylight	42.000	78	Alp Lup	2.3040	28000.	84	26800	No
105	GOM_NL__2PRFIN20070416_081201_000000432057_00193_26800_0303.N1	16-APR-2007 08:12:01	Straylight	42.500	81	Eta Cen	2.3560	28000.	85	26800	No
106	GOM_NL__2PRFIN20070416_081423_000000502057_00193_26800_0304.N1	16-APR-2007 08:14:23	Straylight	50.000	54	5The Cen	2.0550	4500.0	100	26800	No
107	GOM_NL__2PRFIN20070416_081930_000000432057_00193_26800_0305.N1	16-APR-2007 08:19:30	Tw_i_and_stray	43.000	106	9Bet Crv	2.6480	5600.0	86	26800	No
108	GOM_NL__2PRFIN20070416_082120_000000372057_00193_26800_0306.N1	16-APR-2007 08:21:20	Bright	36.500	100	4Gam Crv	2.5800	13100.	73	26800	No
109	GOM_NL__2PRFIN20070416_082243_000000442057_00193_26800_0307.N1	16-APR-2007 08:22:43	Bright	44.000	15	67Alp Vir	0.97600	28000.	88	26800	No
110	GOM_NL__2PRFIN20070416_082546_000000392057_00193_26800_0308.N1	16-APR-2007 08:25:46	Bright	38.500	121	29Gam Vir	2.7400	7200.0	77	26800	No
111	GOM_NL__2PRFIN20070416_082933_000000402057_00193_26800_0309.N1	16-APR-2007 08:29:33	Bright	39.500	138	47Eps Vir	2.8280	4700.0	79	26800	No
112	GOM_NL__2PRFIN20070416_083739_000000382057_00193_26800_0310.N1	16-APR-2007 08:37:39	Bright	38.000	152	12Alp2CVn	2.8900	11000.	76	26800	No
113	GOM_NL__2PRFIN20070416_084131_000000352057_00193_26800_0311.N1	16-APR-2007 08:41:31	Bright	34.500	87	64Gam UMa	2.4330	11000.	69	26800	No
114	GOM_NL__2PRFIN20070416_084253_000000382057_00193_26800_0312.N1	16-APR-2007 08:42:53	Bright	38.000	55	79Zet UMa	2.0600	10200.	76	26800	No
115	GOM_NL__2PRFIN20070416_084903_000000382057_00193_26800_0313.N1	16-APR-2007 08:49:03	Bright	38.000	60	7Bet UMi	2.0810	3950.0	76	26800	No
116	GOM_NL__2PRFIN20070416_085153_000000342057_00193_26800_0314.N1	16-APR-2007 08:51:53	Bright	34.000	49	1Alp UMi	1.9900	6300.0	68	26800	No
117	GOM_NL__2PRFIN20070416_085909_000000422057_00193_26800_0315.N1	16-APR-2007 08:59:09	Bright	42.000	89	5Alp Cep	2.4510	8000.0	84	26800	No
118	GOM_NL__2PRFIN20070416_090906_000000512057_00193_26800_0316.N1	16-APR-2007 09:09:06	Bright	50.500	164	44Eta Peg	2.9480	5400.0	101	26800	No
119	GOM_NL__2PRFIN20070416_091840_000000422057_00193_26800_0317.N1	16-APR-2007 09:18:40	Dark	42.000	162	34Alp Aqr	2.9440	5350.0	84	26800	No
120	GOM_NL__2PRFIN20070416_092342_000000422057_00193_26800_0318.N1	16-APR-2007 09:23:42	Dark	41.500	142	49Del Cap	2.8500	8900.0	83	26800	No
121	GOM_NL__2PRFIN20070416_092859_000000392057_00193_26800_0319.N1	16-APR-2007 09:28:59	Dark	38.500	172	Gam Gru	3.0030	13100.	77	26800	No
122	GOM_NL__2PRFIN20070416_093102_000000422057_00193_26800_0320.N1	16-APR-2007 09:31:02	Dark	41.500	31	Alp Gru	1.7340	15200.	83	26800	No
123	GOM_NL__2PRFIN20070416_094321_000000412057_00194_26801_0315.N1	16-APR-2007 09:43:21	Dark	40.500	43	Alp TrA	1.9100	4250.0	81	26801	No
124	GOM_NL__2PRFIN20070416_094527_000000392057_00194_26801_0316.N1	16-APR-2007 09:45:27	Dark	38.500	134	Bet TrA	2.8100	6600.0	77	26801	No
125	GOM_NL__2PRFIN20070416_094751_000000442057_00194_26801_0317.N1	16-APR-2007 09:47:51	Straylight	44.000	4	Alp1Cen	-0.010000	5800.0	88	26801	No
126	GOM_NL__2PRFIN20070416_095101_000000422057_00194_26801_0318.N1	16-APR-2007 09:51:01	Straylight	41.500	78	Alp Lup	2.3040	28000.	83	26801	No
127	GOM_NL__2PRFIN20070416_095237_000000432057_00194_26801_0319.N1	16-APR-2007 09:52:37	Straylight	43.000	81	Eta Cen	2.3560	28000.	86	26801	No
128	GOM_NL__2PRFIN20070416_095459_000000482057_00194_26801_0320.N1	16-APR-2007 09:54:59	Straylight	47.500	54	5The Cen	2.0550	4500.0	95	26801	No
129	GOM_NL__2PRFIN20070416_100006_000000422057_00194_26801_0321.N1	16-APR-2007 10:00:06	Tw_i_and_stray	42.000	106	9Bet Crv	2.6480	5600.0	84	26801	No
130	GOM_NL__2PRFIN20070416_100156_000000372057_00194_26801_0322.N1	16-APR-2007 10:01:56	Bright	37.000	100	4Gam Crv	2.5800	13100.	74	26801	No
131	GOM_NL__2PRFIN20070416_100319_000000452057_00194_26801_0323.N1	16-APR-2007 10:03:19	Bright	44.500	15	67Alp Vir	0.97600	28000.	89	26801	No
132	GOM_NL__2PRFIN20070416_100622_000000382057_00194_26801_0324.N1	16-APR-2007 10:06:22	Bright	37.500	121	29Gam Vir	2.7400	7200.0	75	26801	No
133	GOM_NL__2PRFIN20070416_101008_000000402057_00194_26801_0325.N1	16-APR-2007 10:10:08	Bright	39.500	138	47Eps Vir	2.8280	4700.0	79	26801	No
134	GOM_NL__2PRFIN20070416_101815_000000382057_00194_26801_0326.N1	16-APR-2007 10:18:15	Bright	38.000	152	12Alp2CVn	2.8900	11000.	76	26801	No
135	GOM_NL__2PRFIN20070416_102207_000000362057_00194_26801_0327.N1	16-APR-2007 10:22:07	Bright	35.500	87	64Gam UMa	2.4330	11000.	71	26801	No
136	GOM_NL__2PRFIN20070416_102328_000000392057_00194_26801_0328.N1	16-APR-2007 10:23:28	Bright	39.000	55	79Zet UMa	2.0600	10200.	78	26801	No
137	GOM_NL__2PRFIN20070416_102938_000000402057_00194_26801_0329.N1	16-APR-2007 10:29:38	Bright	40.000	60	7Bet UMi	2.0810	3950.0	80	26801	No
138	GOM_NL__2PRFIN20070416_103229_000000352057_00194_26801_0330.N1	16-APR-2007 10:32:29	Bright	35.000	49	1Alp UMi	1.9900	6300.0	70	26801	No
139	GOM_NL__2PRFIN20070416_103945_000000572057_00194_26801_0331.N1	16-APR-2007 10:39:45	Bright	57.000	89	5Alp Cep	2.4510	8000.0	114	26801	No
140	GOM_NL__2PRFIN20070416_104942_000000372057_00194_26801_0332.N1	16-APR-2007 10:49:42	Bright	37.000	164	44Eta Peg	2.9480	5400.0	74	26801	No
141	GOM_NL__2PRFIN20070416_105916_000000442057_00194_26801_0333.N1	16-APR-2007 10:59:16	Dark	43.500	162	34Alp Aqr	2.9440	5350.0	87	26801	No
142	GOM_NL__2PRFIN20070416_110418_000000452057_00194_26801_0334.N1	16-APR-2007 11:04:18	Dark	44.500	142	49Del Cap	2.8500	8900.0	89	26801	No
143	GOM_NL__2PRFIN20070416_110935_000000382057_00194_26801_0335.N1	16-APR-2007 11:09:35	Dark	38.000	172	Gam Gru	3.0030	13100.	76	26801	No
144	GOM_NL__2PRFIN20070416_111138_000000392057_00194_26801_0336.N1	16-APR-2007 11:11:38	Dark	38.500	31	Alp Gru	1.7340	15200.	77	26801	No
145	GOM_NL__2PRFIN20070416_112358_000000422057_00195_26802_0328.N1	16-APR-2007 11:23:58	Dark	41.500	43	Alp TrA	1.9100	4250.0	83	26802	No
146	GOM_NL__2PRFIN20070416_112603_000000382057_00195_26802_0329.N1	16-APR-2007 11:26:03	Dark	38.000	134	Bet TrA	2.8100	6600.0	76	26802	No
147	GOM_NL__2PRFIN20070416_112827_000000432057_00195_26802_0330.N1	16-APR-2007 11:28:27	Straylight	42.500	4	Alp1Cen	-0.010000	5800.0	85	26802	No
148	GOM_NL__2PRFIN20070416_113138_000000412057_00195_26802_0331.N1	16-APR-2007 11:31:38	Straylight	41.000	78	Alp Lup	2.3040	28000.	82	26802	No
149	GOM_NL__2PRFIN20070416_113313_000000422057_00195_26802_0332.N1	16-APR-2007 11:33:13	Straylight	42.000	81	Eta Cen	2.3560	28000.	84	26802	No
150	GOM_NL__2PRFIN20070416_113535_000000492057_00195_26802_0333.N1	16-APR-2007 11:35:35	Straylight	48.500	54	5The Cen	2.0550	4500.0	97	26802	No
151	GOM_NL__2PRFIN20070416_114042_000000422057_00195_26802_0334.N1	16-APR-2007 11:40:42	Tw_i_and_stray	42.000	106	9Bet Crv	2.6480	5600.0	84	26802	No
152	GOM_NL__2PRFIN20070416_114232_000000372057_00195_26802_0335.N1	16-APR-2007 11:42:32	Bright	36.500	100	4Gam Crv	2.5800	13100.	73	26802	No
153	GOM_NL__2PRFIN20070416_114355_000000432057_00195_26802_0336.N1	16-APR-2007 11:43:55	Bright	43.000	15	67Alp Vir	0.97600	28000.	86	26802	No
154	GOM_NL__2PRFIN20070416_114658_000000372057_00195_26802_0337.N1	16-APR-2007 11:46:58	Bright	37.000	121	29Gam Vir	2.7400	7200.0	74	26802	No
155	GOM_NL__2PRFIN20070416_115044_000000392057_00195_26802_0338.N1	16-APR-2007 11:50:44	Bright	38.500	138	47Eps Vir	2.8280	4700.0	77	26802	No
156	GOM_NL__2PRFIN20070416_115850_000000362057_00195_26802_0339.N1	16-APR-2007 11:58:50	Bright	36.000	152	12Alp2CVn	2.8900	11000.	72	26802	No
157	GOM_NL__2PRFIN20070416_120242_000000332057_00195_26802_0340.N1	16-APR-2007 12:02:42	Bright	33.000	87	64Gam UMa	2.4330	11000.	66	26802	No
158	GOM_NL__2PRFIN20070416_120404_000000382057_00195_26802_0341.N1	16-APR-2007 12:04:04	Bright	38.000	55	79Zet UMa	2.0600	10200.	76	26802	No
159	GOM_NL__2PRFIN20070416_121014_000000402057_00195_26802_0342.N1	16-APR-2007 12:10:14	Bright	40.000	60	7Bet UMi	2.0810	3950.0	80	26802	No
160	GOM_NL__2PRFIN20070416_121305_000000362057_00195_26802_0343.N1	16-APR-2007 12:13:05	Bright	35.500	49	1Alp UMi	1.9900	6300.0	71	26802	No

161	GOM_NL__2PRFIN20070416_122021_000000382057_00195_26802_0344.N1	16-APR-2007 12:20:21	Bright	38.000	89	5Alp Cep	2.4510	8000.0	76	26802	No
162	GOM_NL__2PRFIN20070416_123018_000000382057_00195_26802_0345.N1	16-APR-2007 12:30:18	Bright	37.500	164	44Eta Peg	2.9480	5400.0	75	26802	No
163	GOM_NL__2PRFIN20070416_123953_000000462057_00195_26802_0346.N1	16-APR-2007 12:39:53	Dark	45.500	162	34Alp Aqr	2.9440	5350.0	91	26802	No
164	GOM_NL__2PRFIN20070416_124455_000000422057_00195_26802_0347.N1	16-APR-2007 12:44:55	Dark	42.000	142	49Del Cap	2.8500	8900.0	84	26802	No
165	GOM_NL__2PRFIN20070416_125011_000000392057_00195_26802_0348.N1	16-APR-2007 12:50:11	Dark	38.500	172	Gam Gru	3.0030	13100.	77	26802	No
166	GOM_NL__2PRFIN20070416_125215_000000412057_00195_26802_0349.N1	16-APR-2007 12:52:15	Dark	40.500	31	Alp Gru	1.7340	15200.	81	26802	No
167	GOM_NL__2PRFIN20070416_125713_000000402057_00196_26803_0354.N1	16-APR-2007 12:57:13	Dark	40.000	45	Alp Pav	1.9400	26000.	80	26803	No
168	GOM_NL__2PRFIN20070416_130434_000000412057_00196_26803_0355.N1	16-APR-2007 13:04:34	Dark	40.500	43	Alp TrA	1.9100	4250.0	81	26803	No
169	GOM_NL__2PRFIN20070416_130640_000000402057_00196_26803_0356.N1	16-APR-2007 13:06:40	Dark	39.500	134	Bet TrA	2.8100	6600.0	79	26803	No
170	GOM_NL__2PRFIN20070416_130903_000000402057_00196_26803_0357.N1	16-APR-2007 13:09:03	Straylight	40.000	4	Alp1Cen	-0.010000	5800.0	80	26803	No
171	GOM_NL__2PRFIN20070416_131214_000000442057_00196_26803_0358.N1	16-APR-2007 13:12:14	Straylight	43.500	78	Alp Lup	2.3040	28000.	87	26803	No
172	GOM_NL__2PRFIN20070416_131350_000000462057_00196_26803_0359.N1	16-APR-2007 13:13:50	Straylight	45.500	81	Eta Cen	2.3560	28000.	91	26803	No
173	GOM_NL__2PRFIN20070416_131611_000000482057_00196_26803_0360.N1	16-APR-2007 13:16:11	Straylight	48.000	54	5The Cen	2.0550	4500.0	96	26803	No
174	GOM_NL__2PRFIN20070416_132118_000000422057_00196_26803_0361.N1	16-APR-2007 13:21:18	Tw_i_and_stray	41.500	106	9Bet Crv	2.6480	5600.0	83	26803	No
175	GOM_NL__2PRFIN20070416_132308_000000362057_00196_26803_0362.N1	16-APR-2007 13:23:08	Bright	36.000	100	4Gam Crv	2.5800	13100.	72	26803	No
176	GOM_NL__2PRFIN20070416_132431_000000442057_00196_26803_0363.N1	16-APR-2007 13:24:31	Bright	44.000	15	67Alp Vir	0.97600	28000.	88	26803	No
177	GOM_NL__2PRFIN20070416_132734_000000382057_00196_26803_0364.N1	16-APR-2007 13:27:34	Bright	38.000	121	29Gam Vir	2.7400	7200.0	76	26803	No
178	GOM_NL__2PRFIN20070416_133120_000000392057_00196_26803_0365.N1	16-APR-2007 13:31:20	Bright	39.000	138	47Eps Vir	2.8280	4700.0	78	26803	No
179	GOM_NL__2PRFIN20070416_133926_000000382057_00196_26803_0366.N1	16-APR-2007 13:39:26	Bright	38.000	152	12Alp2CVn	2.8900	11000.	76	26803	No
180	GOM_NL__2PRFIN20070416_134318_000000352057_00196_26803_0367.N1	16-APR-2007 13:43:18	Bright	35.000	87	64Gam UMa	2.4330	11000.	70	26803	No
181	GOM_NL__2PRFIN20070416_134439_000000392057_00196_26803_0368.N1	16-APR-2007 13:44:39	Bright	38.500	55	79Zet UMa	2.0600	10200.	77	26803	No
182	GOM_NL__2PRFIN20070416_135050_000000372057_00196_26803_0369.N1	16-APR-2007 13:50:50	Bright	37.000	60	7Bet UMi	2.0810	3950.0	74	26803	No
183	GOM_NL__2PRFIN20070416_135341_000000332057_00196_26803_0370.N1	16-APR-2007 13:53:41	Bright	32.500	49	1Alp UMi	1.9900	6300.0	65	26803	No
184	GOM_NL__2PRFIN20070416_140056_000000382057_00196_26803_0371.N1	16-APR-2007 14:00:56	Bright	38.000	89	5Alp Cep	2.4510	8000.0	76	26803	No
185	GOM_NL__2PRFIN20070416_141054_000000372057_00196_26803_0372.N1	16-APR-2007 14:10:54	Bright	36.500	164	44Eta Peg	2.9480	5400.0	73	26803	No
186	GOM_NL__2PRFIN20070416_142029_000000442057_00196_26803_0373.N1	16-APR-2007 14:20:29	Dark	43.500	162	34Alp Aqr	2.9440	5350.0	87	26803	No
187	GOM_NL__2PRFIN20070416_142531_000000452057_00196_26803_0374.N1	16-APR-2007 14:25:31	Dark	45.000	142	49Del Cap	2.8500	8900.0	90	26803	No
188	GOM_NL__2PRFIN20070416_143048_000000392057_00196_26803_0375.N1	16-APR-2007 14:30:48	Dark	39.000	172	Gam Gru	3.0030	13100.	78	26803	No
189	GOM_NL__2PRFIN20070416_143251_000000422057_00196_26803_0376.N1	16-APR-2007 14:32:51	Dark	42.000	31	Alp Gru	1.7340	15200.	84	26803	No
190	GOM_NL__2PRFIN20070416_143750_000000412057_00197_26804_0365.N1	16-APR-2007 14:37:50	Dark	41.000	45	Alp Pav	1.9400	26000.	82	26804	No
191	GOM_NL__2PRFIN20070416_144510_000000482057_00197_26804_0366.N1	16-APR-2007 14:45:10	Dark	47.500	43	Alp TrA	1.9100	4250.0	95	26804	No
192	GOM_NL__2PRFIN20070416_144716_000000382057_00197_26804_0367.N1	16-APR-2007 14:47:16	Dark	38.000	134	Bet TrA	2.8100	6600.0	76	26804	No
193	GOM_NL__2PRFIN20070416_144940_000000422057_00197_26804_0368.N1	16-APR-2007 14:49:40	Straylight	41.500	4	Alp1Cen	-0.010000	5800.0	83	26804	No
194	GOM_NL__2PRFIN20070416_145250_000000432057_00197_26804_0369.N1	16-APR-2007 14:52:50	Straylight	42.500	78	Alp Lup	2.3040	28000.	85	26804	No
195	GOM_NL__2PRFIN20070416_145426_000000462057_00197_26804_0370.N1	16-APR-2007 14:54:26	Straylight	45.500	81	Eta Cen	2.3560	28000.	91	26804	No
196	GOM_NL__2PRFIN20070416_145647_000000462057_00197_26804_0371.N1	16-APR-2007 14:56:47	Straylight	46.000	54	5The Cen	2.0550	4500.0	92	26804	No
197	GOM_NL__2PRFIN20070416_150154_000000432057_00197_26804_0372.N1	16-APR-2007 15:01:54	Tw_i_and_stray	42.500	106	9Bet Crv	2.6480	5600.0	85	26804	No
198	GOM_NL__2PRFIN20070416_150344_000000382057_00197_26804_0373.N1	16-APR-2007 15:03:44	Bright	38.000	100	4Gam Crv	2.5800	13100.	76	26804	No
199	GOM_NL__2PRFIN20070416_150507_000000432057_00197_26804_0374.N1	16-APR-2007 15:05:07	Bright	43.000	15	67Alp Vir	0.97600	28000.	86	26804	No
200	GOM_NL__2PRFIN20070416_150810_000000362057_00197_26804_0375.N1	16-APR-2007 15:08:10	Bright	36.000	121	29Gam Vir	2.7400	7200.0	72	26804	No
201	GOM_NL__2PRFIN20070416_151156_000000392057_00197_26804_0376.N1	16-APR-2007 15:11:56	Bright	39.000	138	47Eps Vir	2.8280	4700.0	78	26804	No
202	GOM_NL__2PRFIN20070416_152002_000000372057_00197_26804_0377.N1	16-APR-2007 15:20:02	Bright	37.000	152	12Alp2CVn	2.8900	11000.	74	26804	No
203	GOM_NL__2PRFIN20070416_152354_000000372057_00197_26804_0378.N1	16-APR-2007 15:23:54	Bright	36.500	87	64Gam UMa	2.4330	11000.	73	26804	No
204	GOM_NL__2PRFIN20070416_152515_000000392057_00197_26804_0379.N1	16-APR-2007 15:25:15	Bright	39.000	55	79Zet UMa	2.0600	10200.	78	26804	No
205	GOM_NL__2PRFIN20070416_153125_000000372057_00197_26804_0380.N1	16-APR-2007 15:31:25	Bright	37.000	60	7Bet UMi	2.0810	3950.0	74	26804	No
206	GOM_NL__2PRFIN20070416_153417_000000342057_00197_26804_0381.N1	16-APR-2007 15:34:17	Bright	34.000	49	1Alp UMi	1.9900	6300.0	68	26804	No
207	GOM_NL__2PRFIN20070416_154132_000000462057_00197_26804_0382.N1	16-APR-2007 15:41:32	Bright	46.000	89	5Alp Cep	2.4510	8000.0	92	26804	No
208	GOM_NL__2PRFIN20070416_155130_000000352057_00197_26804_0383.N1	16-APR-2007 15:51:30	Bright	35.000	164	44Eta Peg	2.9480	5400.0	70	26804	No
209	GOM_NL__2PRFIN20070416_160106_000000472057_00197_26804_0384.N1	16-APR-2007 16:01:06	Dark	46.500	162	34Alp Aqr	2.9440	5350.0	93	26804	No
210	GOM_NL__2PRFIN20070416_160608_000000432057_00197_26804_0385.N1	16-APR-2007 16:06:08	Dark	43.000	142	49Del Cap	2.8500	8900.0	86	26804	No
211	GOM_NL__2PRFIN20070416_161124_000000392057_00197_26804_0386.N1	16-APR-2007 16:11:24	Dark	38.500	172	Gam Gru	3.0030	13100.	77	26804	No
212	GOM_NL__2PRFIN20070416_161327_000000412057_00197_26804_0387.N1	16-APR-2007 16:13:27	Dark	41.000	31	Alp Gru	1.7340	15200.	82	26804	No
213	GOM_NL__2PRFIN20070416_161826_000000402057_00198_26805_0381.N1	16-APR-2007 16:18:26	Dark	39.500	45	Alp Pav	1.9400	26000.	79	26805	No
214	GOM_NL__2PRFIN20070416_162547_000000392057_00198_26805_0382.N1	16-APR-2007 16:25:47	Dark	38.500	43	Alp TrA	1.9100	4250.0	77	26805	No
215	GOM_NL__2PRFIN20070416_162753_000000392057_00198_26805_0383.N1	16-APR-2007 16:27:53	Dark	38.500	134	Bet TrA	2.8100	6600.0	77	26805	No
216	GOM_NL__2PRFIN20070416_163016_000000452057_00198_26805_0384.N1	16-APR-2007 16:30:16	Straylight	45.000	4	Alp1Cen	-0.010000	5800.0	90	26805	No
217	GOM_NL__2PRFIN20070416_163327_000000452057_00198_26805_0385.N1	16-APR-2007 16:33:27	Straylight	45.000	78	Alp Lup	2.3040	28000.	90	26805	No
218	GOM_NL__2PRFIN20070416_163502_000000452057_00198_26805_0386.N1	16-APR-2007 16:35:02	Straylight	45.000	81	Eta Cen	2.3560	28000.	90	26805	No
219	GOM_NL__2PRFIN20070416_163724_000000462057_00198_26805_0387.N1	16-APR-2007 16:37:24	Straylight	45.500	54	5The Cen	2.0550	4500.0	91	26805	No

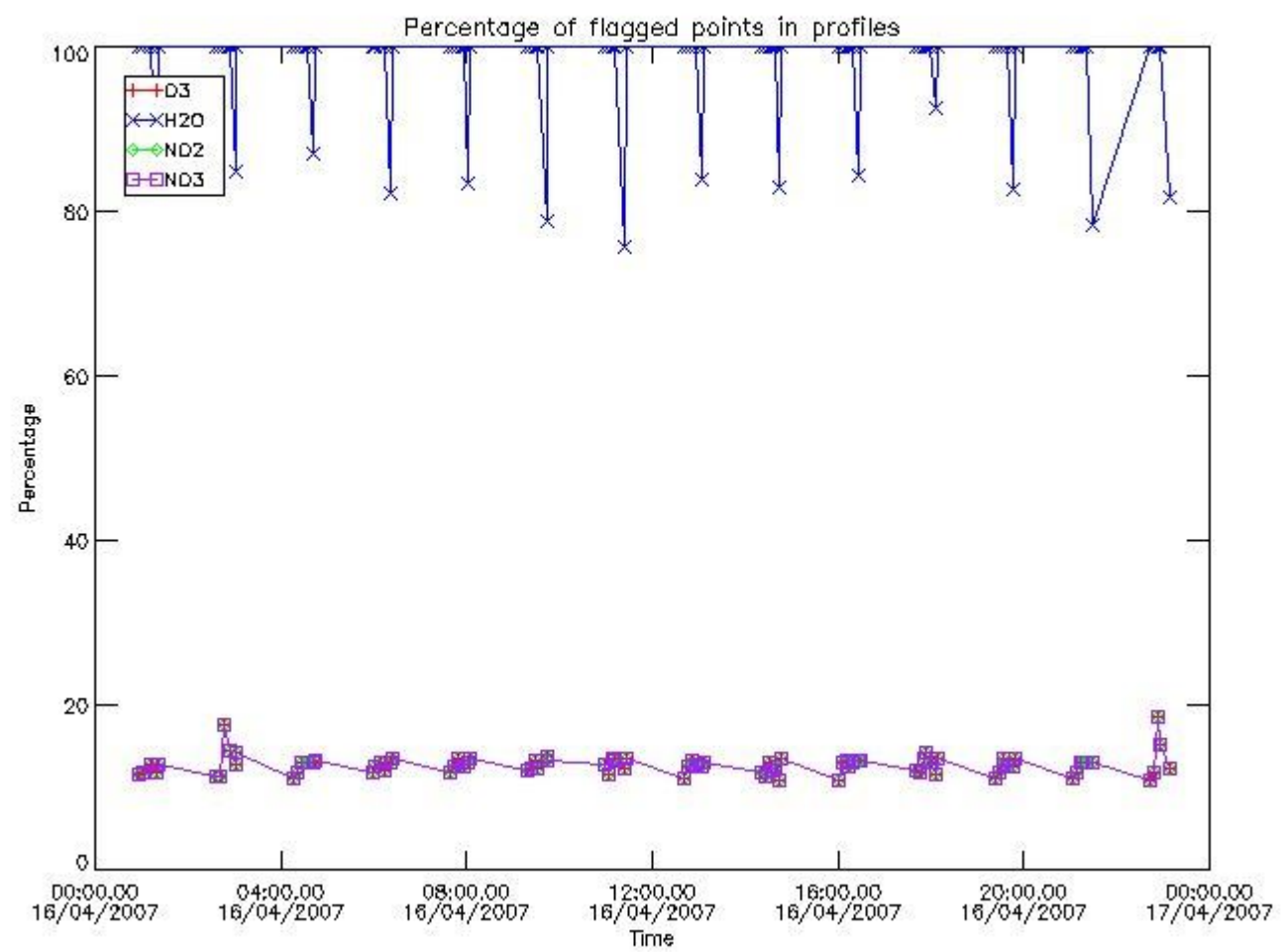
220	GOM_NL__2PRFIN20070416_164231_000000412057_00198_26805_0388.N1	16-APR-2007 16:42:31	Twilight	41.000	106	9Bet Crv	2.6480	5600.0	82	26805	No
221	GOM_NL__2PRFIN20070416_164420_000000382057_00198_26805_0389.N1	16-APR-2007 16:44:20	Bright	37.500	100	4Gam Crv	2.5800	13100.	75	26805	No
222	GOM_NL__2PRFIN20070416_164543_000000432057_00198_26805_0390.N1	16-APR-2007 16:45:43	Bright	43.000	15	67Alp Vir	0.97600	28000.	86	26805	No
223	GOM_NL__2PRFIN20070416_164846_000000362057_00198_26805_0391.N1	16-APR-2007 16:48:46	Bright	36.000	121	29Gam Vir	2.7400	7200.0	72	26805	No
224	GOM_NL__2PRFIN20070416_165231_000000392057_00198_26805_0392.N1	16-APR-2007 16:52:31	Bright	38.500	138	47Eps Vir	2.8280	4700.0	77	26805	No
225	GOM_NL__2PRFIN20070416_170038_000000382057_00198_26805_0393.N1	16-APR-2007 17:00:38	Bright	37.500	152	12Alp2CVn	2.8900	11000.	75	26805	No
226	GOM_NL__2PRFIN20070416_170430_000000362057_00198_26805_0394.N1	16-APR-2007 17:04:30	Bright	36.000	87	64Gam UMa	2.4330	11000.	72	26805	No
227	GOM_NL__2PRFIN20070416_170551_000000402057_00198_26805_0395.N1	16-APR-2007 17:05:51	Bright	40.000	55	79Zet UMa	2.0600	10200.	80	26805	No
228	GOM_NL__2PRFIN20070416_171201_000000382057_00198_26805_0396.N1	16-APR-2007 17:12:01	Bright	37.500	60	7Bet UMi	2.0810	3950.0	75	26805	No
229	GOM_NL__2PRFIN20070416_171453_000000362057_00198_26805_0397.N1	16-APR-2007 17:14:53	Bright	35.500	49	1Alp UMi	1.9900	6300.0	71	26805	No
230	GOM_NL__2PRFIN20070416_172208_000000372057_00198_26805_0398.N1	16-APR-2007 17:22:08	Bright	37.000	89	5Alp Cep	2.4510	8000.0	74	26805	No
231	GOM_NL__2PRFIN20070416_173206_000000422057_00198_26805_0399.N1	16-APR-2007 17:32:06	Bright	41.500	164	44Eta Peg	2.9480	5400.0	83	26805	No
232	GOM_NL__2PRFIN20070416_174142_000000432057_00198_26805_0400.N1	16-APR-2007 17:41:42	Dark	42.500	162	34Alp Aqr	2.9440	5350.0	85	26805	No
233	GOM_NL__2PRFIN20070416_174644_000000442057_00198_26805_0401.N1	16-APR-2007 17:46:44	Dark	43.500	142	49Del Cap	2.8500	8900.0	87	26805	No
234	GOM_NL__2PRFIN20070416_175201_000000382057_00198_26805_0402.N1	16-APR-2007 17:52:01	Dark	38.000	172	Gam Gru	3.0030	13100.	76	26805	No
235	GOM_NL__2PRFIN20070416_175404_000000402057_00198_26805_0403.N1	16-APR-2007 17:54:04	Dark	39.500	31	Alp Gru	1.7340	15200.	79	26805	No
236	GOM_NL__2PRFIN20070416_175903_000000402057_00199_26806_0397.N1	16-APR-2007 17:59:03	Dark	39.500	45	Alp Pav	1.9400	26000.	79	26806	No
237	GOM_NL__2PRFIN20070416_180623_000000482057_00199_26806_0398.N1	16-APR-2007 18:06:23	Dark	48.000	43	Alp TrA	1.9100	4250.0	96	26806	No
238	GOM_NL__2PRFIN20070416_180829_000000382057_00199_26806_0399.N1	16-APR-2007 18:08:29	Dark	38.000	134	Bet TrA	2.8100	6600.0	76	26806	No
239	GOM_NL__2PRFIN20070416_181052_000000482057_00199_26806_0400.N1	16-APR-2007 18:10:52	Straylight	47.500	4	Alp1Cen	-0.010000	5800.0	95	26806	No
240	GOM_NL__2PRFIN20070416_181403_000000402057_00199_26806_0401.N1	16-APR-2007 18:14:03	Straylight	40.000	78	Alp Lup	2.3040	28000.	80	26806	No
241	GOM_NL__2PRFIN20070416_181539_000000442057_00199_26806_0402.N1	16-APR-2007 18:15:39	Straylight	43.500	81	Eta Cen	2.3560	28000.	87	26806	No
242	GOM_NL__2PRFIN20070416_181800_000000462057_00199_26806_0403.N1	16-APR-2007 18:18:00	Straylight	46.000	54	5The Cen	2.0550	4500.0	92	26806	No
243	GOM_NL__2PRFIN20070416_182307_000000412057_00199_26806_0404.N1	16-APR-2007 18:23:07	Twilight	41.000	106	9Bet Crv	2.6480	5600.0	82	26806	No
244	GOM_NL__2PRFIN20070416_182456_000000382057_00199_26806_0405.N1	16-APR-2007 18:24:56	Bright	37.500	100	4Gam Crv	2.5800	13100.	75	26806	No
245	GOM_NL__2PRFIN20070416_182619_000000462057_00199_26806_0406.N1	16-APR-2007 18:26:19	Bright	46.000	15	67Alp Vir	0.97600	28000.	92	26806	No
246	GOM_NL__2PRFIN20070416_182922_000000392057_00199_26806_0407.N1	16-APR-2007 18:29:22	Bright	38.500	121	29Gam Vir	2.7400	7200.0	77	26806	No
247	GOM_NL__2PRFIN20070416_183307_000000392057_00199_26806_0408.N1	16-APR-2007 18:33:07	Bright	39.000	138	47Eps Vir	2.8280	4700.0	78	26806	No
248	GOM_NL__2PRFIN20070416_184113_000000382057_00199_26806_0409.N1	16-APR-2007 18:41:13	Bright	37.500	152	12Alp2CVn	2.8900	11000.	75	26806	No
249	GOM_NL__2PRFIN20070416_184506_000000362057_00199_26806_0410.N1	16-APR-2007 18:45:06	Bright	35.500	87	64Gam UMa	2.4330	11000.	71	26806	No
250	GOM_NL__2PRFIN20070416_184626_000000392057_00199_26806_0411.N1	16-APR-2007 18:46:26	Bright	38.500	55	79Zet UMa	2.0600	10200.	77	26806	No
251	GOM_NL__2PRFIN20070416_185236_000000392057_00199_26806_0412.N1	16-APR-2007 18:52:36	Bright	39.000	60	7Bet UMi	2.0810	3950.0	78	26806	No
252	GOM_NL__2PRFIN20070416_185529_000000362057_00199_26806_0413.N1	16-APR-2007 18:55:29	Bright	36.000	49	1Alp UMi	1.9900	6300.0	72	26806	No
253	GOM_NL__2PRFIN20070416_190244_000000402057_00199_26806_0414.N1	16-APR-2007 19:02:44	Bright	39.500	89	5Alp Cep	2.4510	8000.0	79	26806	No
254	GOM_NL__2PRFIN20070416_191242_000000422057_00199_26806_0415.N1	16-APR-2007 19:12:42	Bright	41.500	164	44Eta Peg	2.9480	5400.0	83	26806	No
255	GOM_NL__2PRFIN20070416_192219_000000462057_00199_26806_0416.N1	16-APR-2007 19:22:19	Dark	46.000	162	34Alp Aqr	2.9440	5350.0	92	26806	No
256	GOM_NL__2PRFIN20070416_192721_000000442057_00199_26806_0417.N1	16-APR-2007 19:27:21	Dark	43.500	142	49Del Cap	2.8500	8900.0	87	26806	No
257	GOM_NL__2PRFIN20070416_193237_000000382057_00199_26806_0418.N1	16-APR-2007 19:32:37	Dark	38.000	172	Gam Gru	3.0030	13100.	76	26806	No
258	GOM_NL__2PRFIN20070416_193440_000000402057_00199_26806_0419.N1	16-APR-2007 19:34:40	Dark	40.000	31	Alp Gru	1.7340	15200.	80	26806	No
259	GOM_NL__2PRFIN20070416_193939_000000412057_00200_26807_0408.N1	16-APR-2007 19:39:39	Dark	41.000	45	Alp Pav	1.9400	26000.	82	26807	No
260	GOM_NL__2PRFIN20070416_194700_000000412057_00200_26807_0409.N1	16-APR-2007 19:47:00	Dark	41.000	43	Alp TrA	1.9100	4250.0	82	26807	No
261	GOM_NL__2PRFIN20070416_194905_000000382057_00200_26807_0410.N1	16-APR-2007 19:49:05	Dark	38.000	134	Bet TrA	2.8100	6600.0	76	26807	No
262	GOM_NL__2PRFIN20070416_195129_000000412057_00200_26807_0411.N1	16-APR-2007 19:51:29	Straylight	40.500	4	Alp1Cen	-0.010000	5800.0	81	26807	No
263	GOM_NL__2PRFIN20070416_195440_000000412057_00200_26807_0412.N1	16-APR-2007 19:54:40	Straylight	41.000	78	Alp Lup	2.3040	28000.	82	26807	No
264	GOM_NL__2PRFIN20070416_195615_000000432057_00200_26807_0413.N1	16-APR-2007 19:56:15	Straylight	42.500	81	Eta Cen	2.3560	28000.	85	26807	No
265	GOM_NL__2PRFIN20070416_195837_000000492057_00200_26807_0414.N1	16-APR-2007 19:58:37	Straylight	49.000	54	5The Cen	2.0550	4500.0	98	26807	No
266	GOM_NL__2PRFIN20070416_200343_000000382057_00200_26807_0415.N1	16-APR-2007 20:03:43	Twilight	38.000	106	9Bet Crv	2.6480	5600.0	76	26807	No
267	GOM_NL__2PRFIN20070416_200532_000000382057_00200_26807_0416.N1	16-APR-2007 20:05:32	Bright	38.000	100	4Gam Crv	2.5800	13100.	76	26807	No
268	GOM_NL__2PRFIN20070416_200655_000000422057_00200_26807_0417.N1	16-APR-2007 20:06:55	Bright	41.500	15	67Alp Vir	0.97600	28000.	83	26807	No
269	GOM_NL__2PRFIN20070416_200958_000000382057_00200_26807_0418.N1	16-APR-2007 20:09:58	Bright	37.500	121	29Gam Vir	2.7400	7200.0	75	26807	No
270	GOM_NL__2PRFIN20070416_201343_000000392057_00200_26807_0419.N1	16-APR-2007 20:13:43	Bright	38.500	138	47Eps Vir	2.8280	4700.0	77	26807	No
271	GOM_NL__2PRFIN20070416_202149_000000372057_00200_26807_0420.N1	16-APR-2007 20:21:49	Bright	36.500	152	12Alp2CVn	2.8900	11000.	73	26807	No
272	GOM_NL__2PRFIN20070416_202542_000000362057_00200_26807_0421.N1	16-APR-2007 20:25:42	Bright	35.500	87	64Gam UMa	2.4330	11000.	71	26807	No
273	GOM_NL__2PRFIN20070416_202702_000000392057_00200_26807_0422.N1	16-APR-2007 20:27:02	Bright	39.000	55	79Zet UMa	2.0600	10200.	78	26807	No
274	GOM_NL__2PRFIN20070416_203312_000000382057_00200_26807_0423.N1	16-APR-2007 20:33:12	Bright	38.000	60	7Bet UMi	2.0810	3950.0	76	26807	No
275	GOM_NL__2PRFIN20070416_203605_000000352057_00200_26807_0424.N1	16-APR-2007 20:36:05	Bright	34.500	49	1Alp UMi	1.9900	6300.0	69	26807	No
276	GOM_NL__2PRFIN20070416_204319_000000382057_00200_26807_0425.N1	16-APR-2007 20:43:19	Bright	37.500	89	5Alp Cep	2.4510	8000.0	75	26807	No
277	GOM_NL__2PRFIN20070416_205319_000000542057_00200_26807_0426.N1	16-APR-2007 20:53:19	Bright	53.500	164	44Eta Peg	2.9480	5400.0	107	26807	No
278	GOM_NL__2PRFIN20070416_210255_000000462057_00200_26807_0427.N1	16-APR-2007 21:02:55	Dark	45.500	162	34Alp Aqr	2.9440	5350.0	91	26807	No

279	GOM_NL__2PRFIN20070416_210757_000000442057_00200_26807_0428.N1	16-APR-2007 21:07:57	Dark	43.500	142	49Del Cap	2.8500	8900.0	87	26807	No
280	GOM_NL__2PRFIN20070416_211313_000000392057_00200_26807_0429.N1	16-APR-2007 21:13:13	Dark	39.000	172	Gam Gru	3.0030	13100.	78	26807	No
281	GOM_NL__2PRFIN20070416_211516_000000392057_00200_26807_0430.N1	16-APR-2007 21:15:16	Dark	39.000	31	Alp Gru	1.7340	15200.	78	26807	No
282	GOM_NL__2PRFIN20070416_212015_000000402057_00201_26808_0433.N1	16-APR-2007 21:20:15	Dark	39.500	45	Alp Pav	1.9400	26000.	79	26808	No
283	GOM_NL__2PRFIN20070416_212736_000000402057_00201_26808_0434.N1	16-APR-2007 21:27:36	Dark	39.500	43	Alp TrA	1.9100	4250.0	79	26808	No
284	GOM_NL__2PRFIN20070416_212942_000000402057_00201_26808_0435.N1	16-APR-2007 21:29:42	Straylight	39.500	134	Bet TrA	2.8100	6600.0	79	26808	No
285	GOM_NL__2PRFIN20070416_213205_000000482057_00201_26808_0436.N1	16-APR-2007 21:32:05	Straylight	47.500	4	Alp1Cen	-0.010000	5800.0	95	26808	No
286	GOM_NL__2PRFIN20070416_213516_000000442057_00201_26808_0437.N1	16-APR-2007 21:35:16	Straylight	44.000	78	Alp Lup	2.3040	28000.	88	26808	No
287	GOM_NL__2PRFIN20070416_213652_000000442057_00201_26808_0438.N1	16-APR-2007 21:36:52	Straylight	43.500	81	Eta Cen	2.3560	28000.	87	26808	No
288	GOM_NL__2PRFIN20070416_213913_000000442057_00201_26808_0439.N1	16-APR-2007 21:39:13	Straylight	43.500	54	5The Cen	2.0550	4500.0	87	26808	No
289	GOM_NL__2PRFIN20070416_214419_000000442057_00201_26808_0440.N1	16-APR-2007 21:44:19	Tw_i_and_stray	43.500	106	9Bet Crv	2.6480	5600.0	87	26808	No
290	GOM_NL__2PRFIN20070416_214608_000000382057_00201_26808_0441.N1	16-APR-2007 21:46:08	Bright	38.000	100	4Gam Crv	2.5800	13100.	76	26808	No
291	GOM_NL__2PRFIN20070416_214731_000000442057_00201_26808_0442.N1	16-APR-2007 21:47:31	Bright	44.000	15	67Alp Vir	0.97600	28000.	88	26808	No
292	GOM_NL__2PRFIN20070416_215034_000000372057_00201_26808_0443.N1	16-APR-2007 21:50:34	Bright	37.000	121	29Gam Vir	2.7400	7200.0	74	26808	No
293	GOM_NL__2PRFIN20070416_215419_000000392057_00201_26808_0444.N1	16-APR-2007 21:54:19	Bright	39.000	138	47Eps Vir	2.8280	4700.0	78	26808	No
294	GOM_NL__2PRFIN20070416_220225_000000372057_00201_26808_0445.N1	16-APR-2007 22:02:25	Bright	37.000	152	12Alp2CVn	2.8900	11000.	74	26808	No
295	GOM_NL__2PRFIN20070416_220618_000000432057_00201_26808_0446.N1	16-APR-2007 22:06:18	Bright	42.500	87	64Gam UMa	2.4330	11000.	85	26808	No
296	GOM_NL__2PRFIN20070416_220737_000000392057_00201_26808_0447.N1	16-APR-2007 22:07:37	Bright	38.500	55	79Zet UMa	2.0600	10200.	77	26808	No
297	GOM_NL__2PRFIN20070416_221348_000000402057_00201_26808_0448.N1	16-APR-2007 22:13:48	Bright	40.000	60	7Bet UMi	2.0810	3950.0	80	26808	No
298	GOM_NL__2PRFIN20070416_221641_000000342057_00201_26808_0449.N1	16-APR-2007 22:16:41	Bright	33.500	49	1Alp UMi	1.9900	6300.0	67	26808	No
299	GOM_NL__2PRFIN20070416_222355_000000392057_00201_26808_0450.N1	16-APR-2007 22:23:55	Bright	38.500	89	5Alp Cep	2.4510	8000.0	77	26808	No
300	GOM_NL__2PRFIN20070416_223355_000000382057_00201_26808_0451.N1	16-APR-2007 22:33:55	Bright	37.500	164	44Eta Peg	2.9480	5400.0	75	26808	No
301	GOM_NL__2PRFIN20070416_224331_000000462057_00201_26808_0452.N1	16-APR-2007 22:43:31	Dark	46.000	162	34Alp Aqr	2.9440	5350.0	92	26808	No
302	GOM_NL__2PRFIN20070416_224834_000000442057_00201_26808_0453.N1	16-APR-2007 22:48:34	Dark	43.500	142	49Del Cap	2.8500	8900.0	87	26808	No
303	GOM_NL__2PRFIN20070416_225350_000000392057_00201_26808_0454.N1	16-APR-2007 22:53:50	Dark	38.500	172	Gam Gru	3.0030	13100.	77	26808	No
304	GOM_NL__2PRFIN20070416_225552_000000372057_00201_26808_0455.N1	16-APR-2007 22:55:52	Dark	37.000	31	Alp Gru	1.7340	15200.	74	26808	No
305	GOM_NL__2PRFIN20070416_230812_000000422057_00202_26809_0445.N1	16-APR-2007 23:08:12	Dark	41.500	43	Alp TrA	1.9100	4250.0	83	26809	No
306	GOM_NL__2PRFIN20070416_231018_000000392057_00202_26809_0446.N1	16-APR-2007 23:10:18	Straylight	39.000	134	Bet TrA	2.8100	6600.0	78	26809	No
307	GOM_NL__2PRFIN20070416_231241_000000532057_00202_26809_0447.N1	16-APR-2007 23:12:41	Straylight	52.500	4	Alp1Cen	-0.010000	5800.0	105	26809	No
308	GOM_NL__2PRFIN20070416_231552_000000412057_00202_26809_0448.N1	16-APR-2007 23:15:52	Straylight	41.000	78	Alp Lup	2.3040	28000.	82	26809	No
309	GOM_NL__2PRFIN20070416_231728_000000442057_00202_26809_0449.N1	16-APR-2007 23:17:28	Straylight	44.000	81	Eta Cen	2.3560	28000.	88	26809	No
310	GOM_NL__2PRFIN20070416_231949_000000462057_00202_26809_0450.N1	16-APR-2007 23:19:49	Straylight	46.000	54	5The Cen	2.0550	4500.0	92	26809	No
311	GOM_NL__2PRFIN20070416_232455_000000422057_00202_26809_0451.N1	16-APR-2007 23:24:55	Tw_i_and_stray	41.500	106	9Bet Crv	2.6480	5600.0	83	26809	No
312	GOM_NL__2PRFIN20070416_232644_000000362057_00202_26809_0452.N1	16-APR-2007 23:26:44	Bright	36.000	100	4Gam Crv	2.5800	13100.	72	26809	No
313	GOM_NL__2PRFIN20070416_232807_000000442057_00202_26809_0453.N1	16-APR-2007 23:28:07	Bright	43.500	15	67Alp Vir	0.97600	28000.	87	26809	No
314	GOM_NL__2PRFIN20070416_233110_000000382057_00202_26809_0454.N1	16-APR-2007 23:31:10	Bright	37.500	121	29Gam Vir	2.7400	7200.0	75	26809	No
315	GOM_NL__2PRFIN20070416_233455_000000392057_00202_26809_0455.N1	16-APR-2007 23:34:55	Bright	39.000	138	47Eps Vir	2.8280	4700.0	78	26809	No
316	GOM_NL__2PRFIN20070416_234300_000000362057_00202_26809_0456.N1	16-APR-2007 23:43:00	Bright	35.500	152	12Alp2CVn	2.8900	11000.	71	26809	No
317	GOM_NL__2PRFIN20070416_234654_000000332057_00202_26809_0457.N1	16-APR-2007 23:46:54	Bright	33.000	87	64Gam UMa	2.4330	11000.	66	26809	No
318	GOM_NL__2PRFIN20070416_234813_000000392057_00202_26809_0458.N1	16-APR-2007 23:48:13	Bright	39.000	55	79Zet UMa	2.0600	10200.	78	26809	No
319	GOM_NL__2PRFIN20070416_235423_000000402057_00202_26809_0459.N1	16-APR-2007 23:54:23	Bright	39.500	60	7Bet UMi	2.0810	3950.0	79	26809	No
320	GOM_NL__2PRFIN20070416_235717_000000332057_00202_26809_0460.N1	16-APR-2007 23:57:17	Bright	32.500	49	1Alp UMi	1.9900	6300.0	65	26809	No

3. Quality information per product

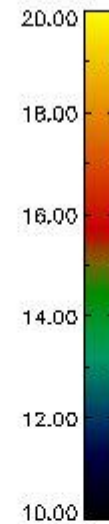
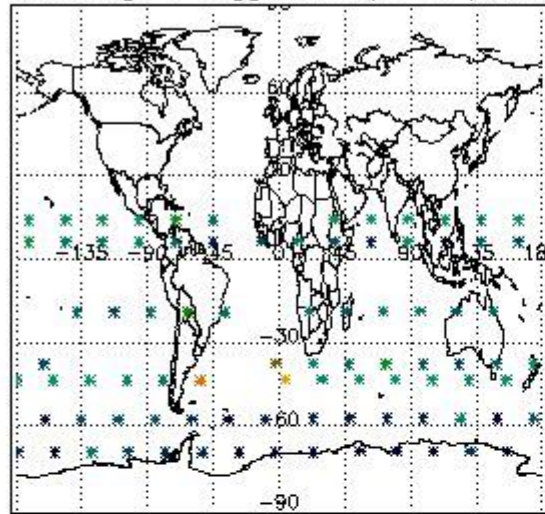
In this section it is plotted some information contained in the Quality Summary data set of the level 2 products. Only products in dark limb conditions and without errors (error flag in the MPH set to "0") are used.

3.1 Plot quality information per product (time dependant)

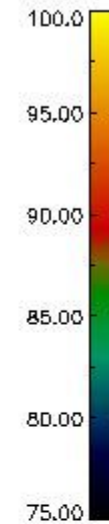
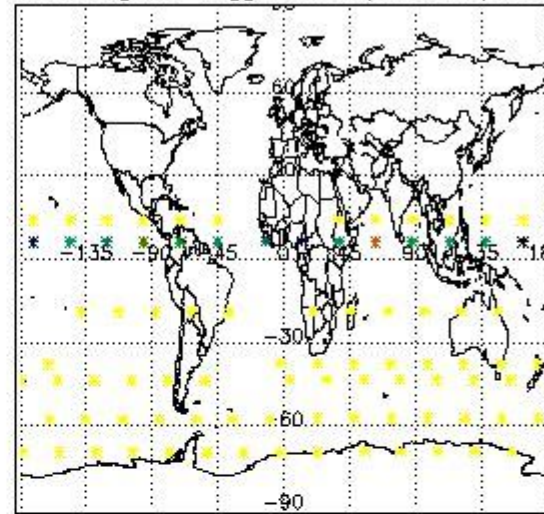


3.2 Plot quality information per product (world map)

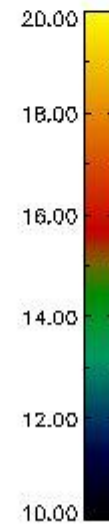
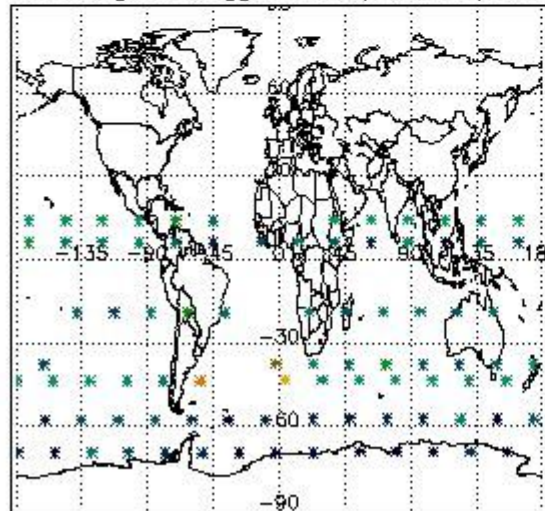
Percentage of flagged data per O3 profile



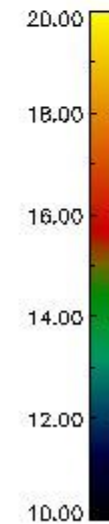
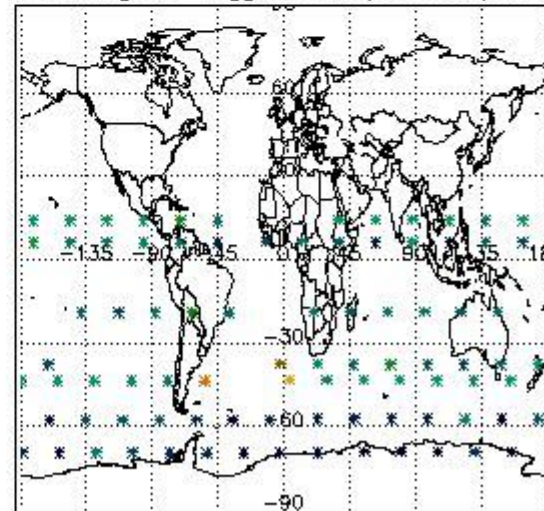
Percentage of flagged data per H2O profile



Percentage of flagged data per NO2 profile



Percentage of flagged data per NO3 profile

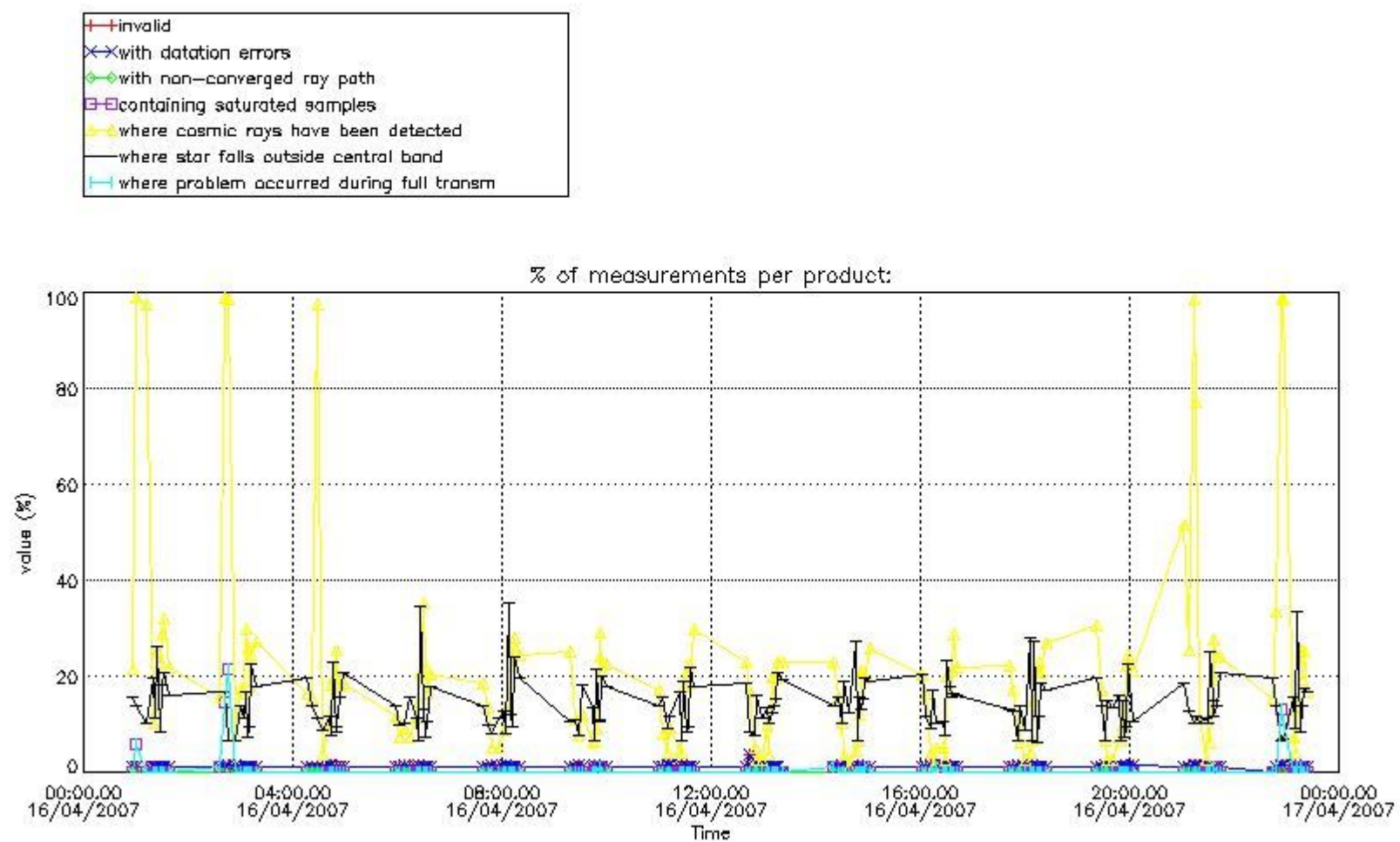


4. Level 1 quality information per product

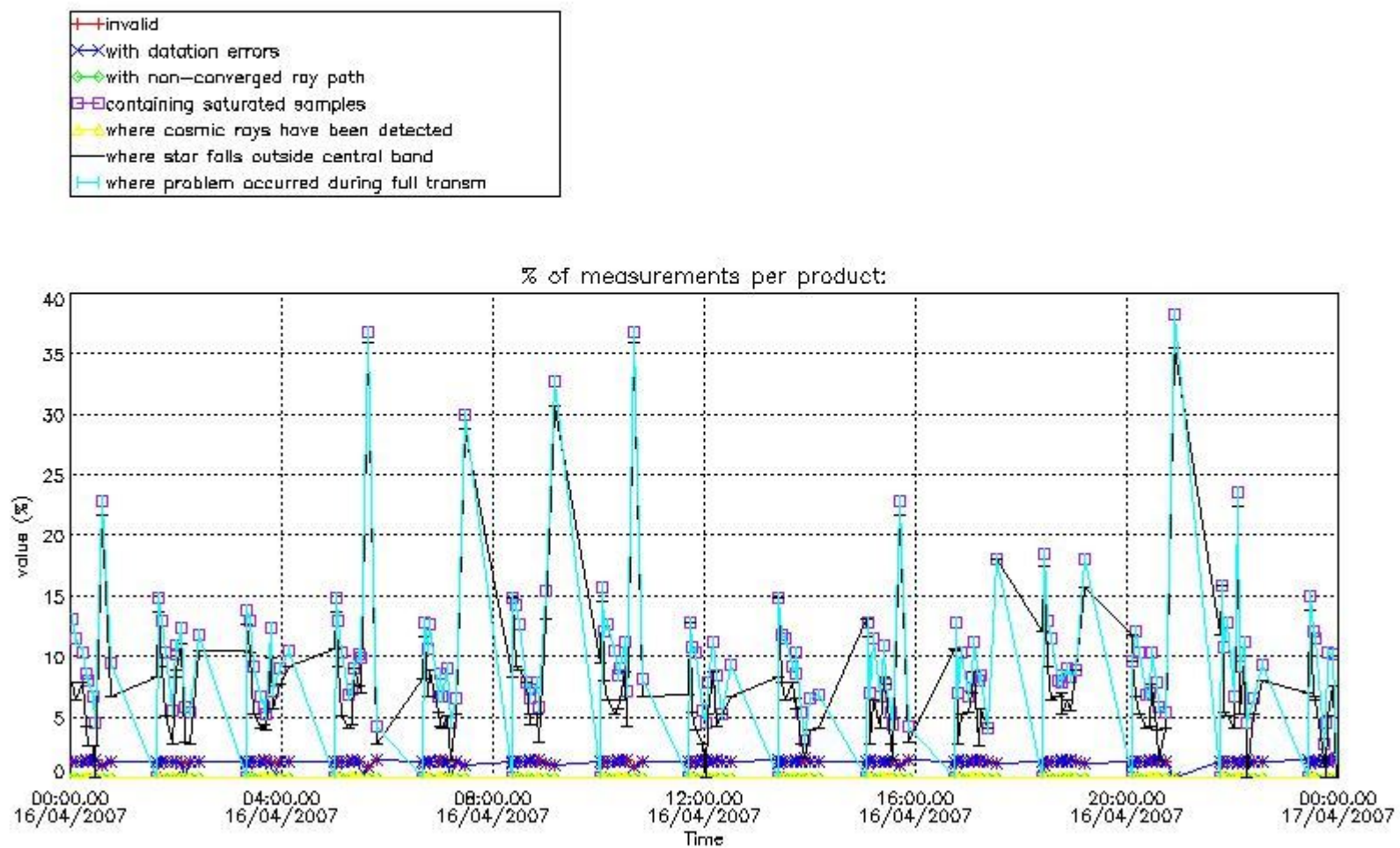
In this section it is plotted some information contained in the Quality Summary data set of the level 2 products that comes from the level 1b processing. Products without errors (error flag in the MPH set to "0") are used.

4.1 Plot quality information per product (time dependant) coming from level 1b processing

4.1.1 Plot level 1 quality information per product (time dependant): ENVISAT ASCENDING passes

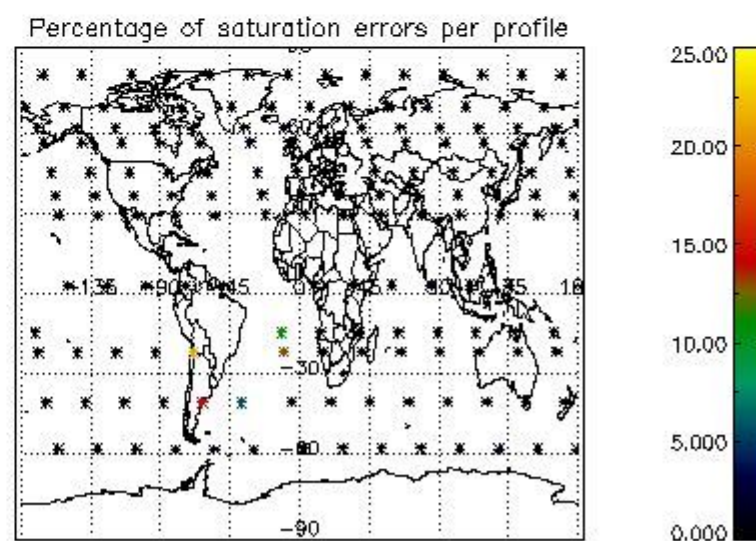
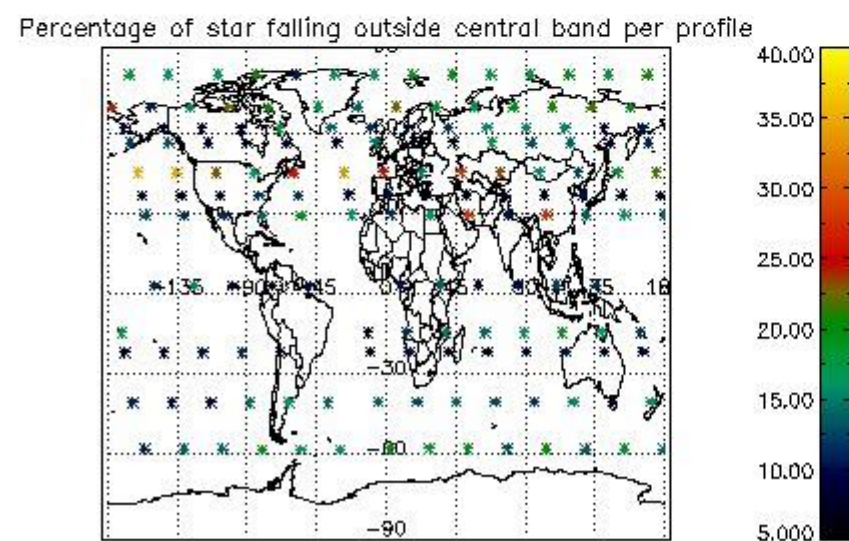
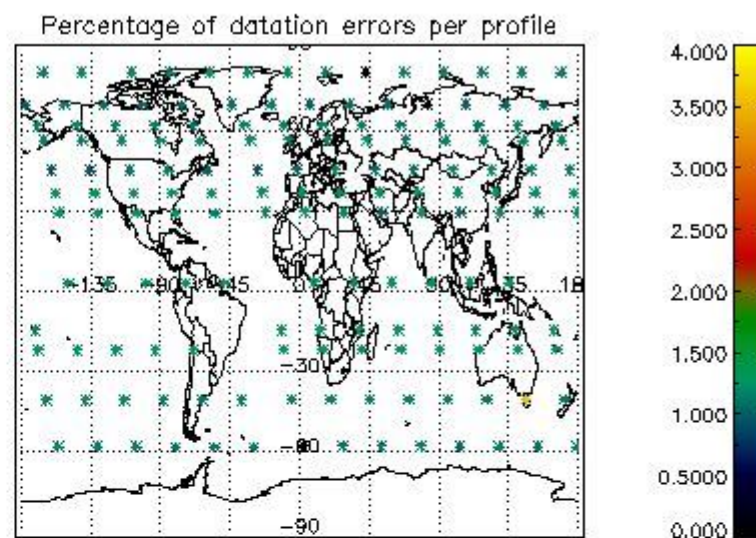
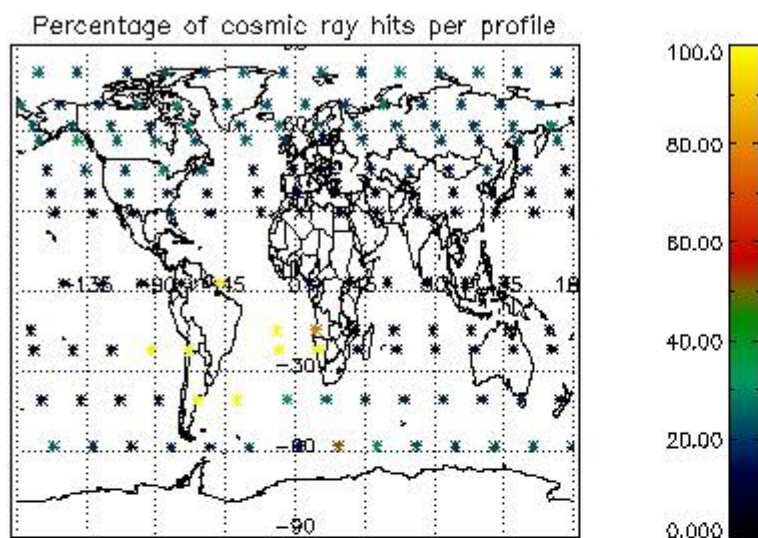


4.1.2 Plot level 1 quality information per product (time dependant): ENVI SAT DESCENDING passes

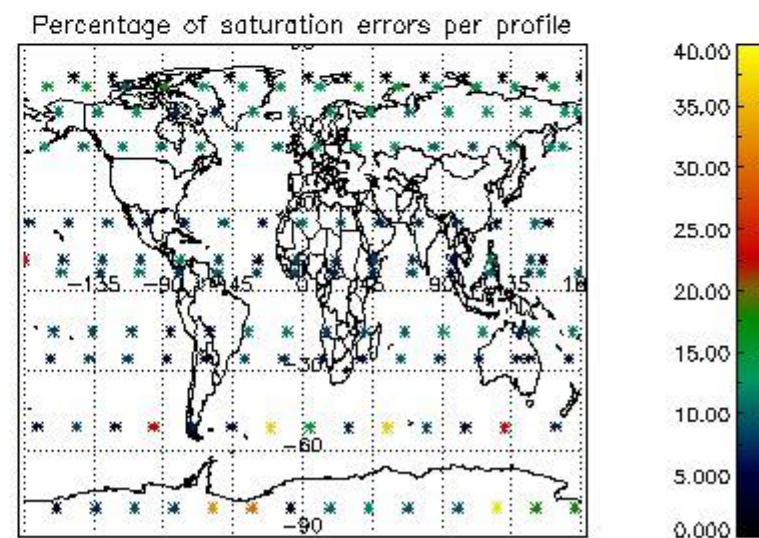
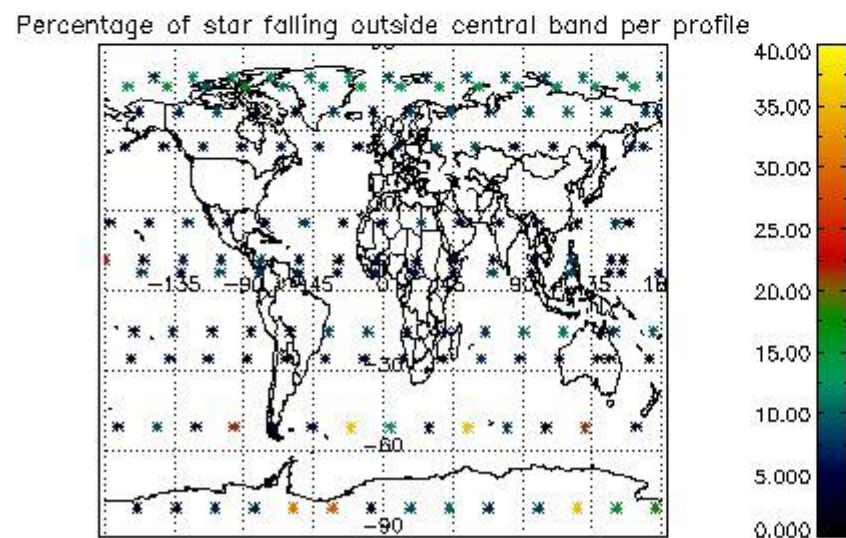
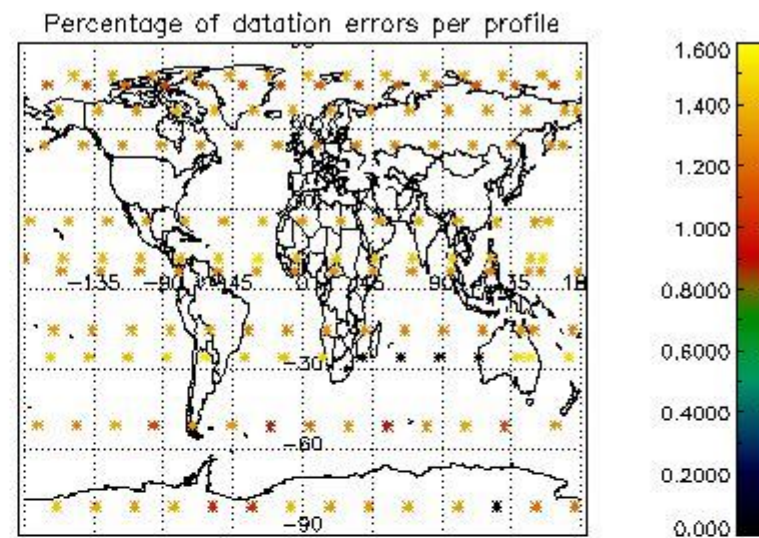
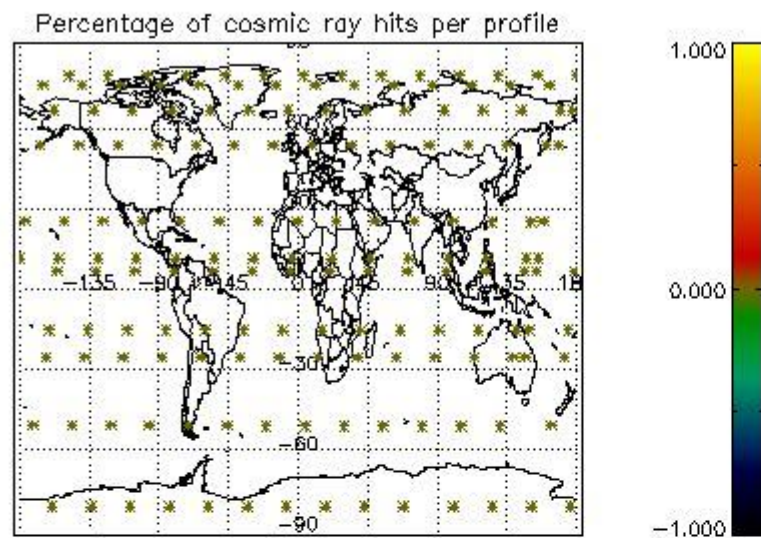


4.2 Plot quality information per product coming from level 1b processing (world map)

4.2.1 Plot level 1 quality information per product (world map): ENVISAT ASCENDING passes



4.2.2 Plot level 1 quality information per product (world map): ENVISAT DESCENDING passes



5. Trace gas profiles

5.1 Ozone statistics based on quality of products

The final quality of the products can be "measured" using the STD (Standard Deviation) attached to every point profile. This information is written to the parameter GOM_NL__2P/NL_LOCAL_SPECIES_DENSITY/o3_std of the level 2 products. The table below shows the statistics for given STD ranges.

The statistics are given with respect to the overall valid production:

- Products without fatal errors: GOM_NL__2P/MPH/PRODUCT_ERR=0
- Valid point profile: GOM_NL__2P/NL_LOCAL_SPECIES_DENSITY/pcd(0)=0

The 'Criteria' is applied to valid points of dark limb products:

- Products in dark limb illumination condition: GOM_NL__2P/NL_SUMMARY_QUALITY/obs_ill_cond=0
- Products without fatal errors: GOM_NL__2P/MPH/PRODUCT_ERR=0
- Valid point profile: GOM_NL__2P/NL_LOCAL_SPECIES_DENSITY/pcd(0)=0

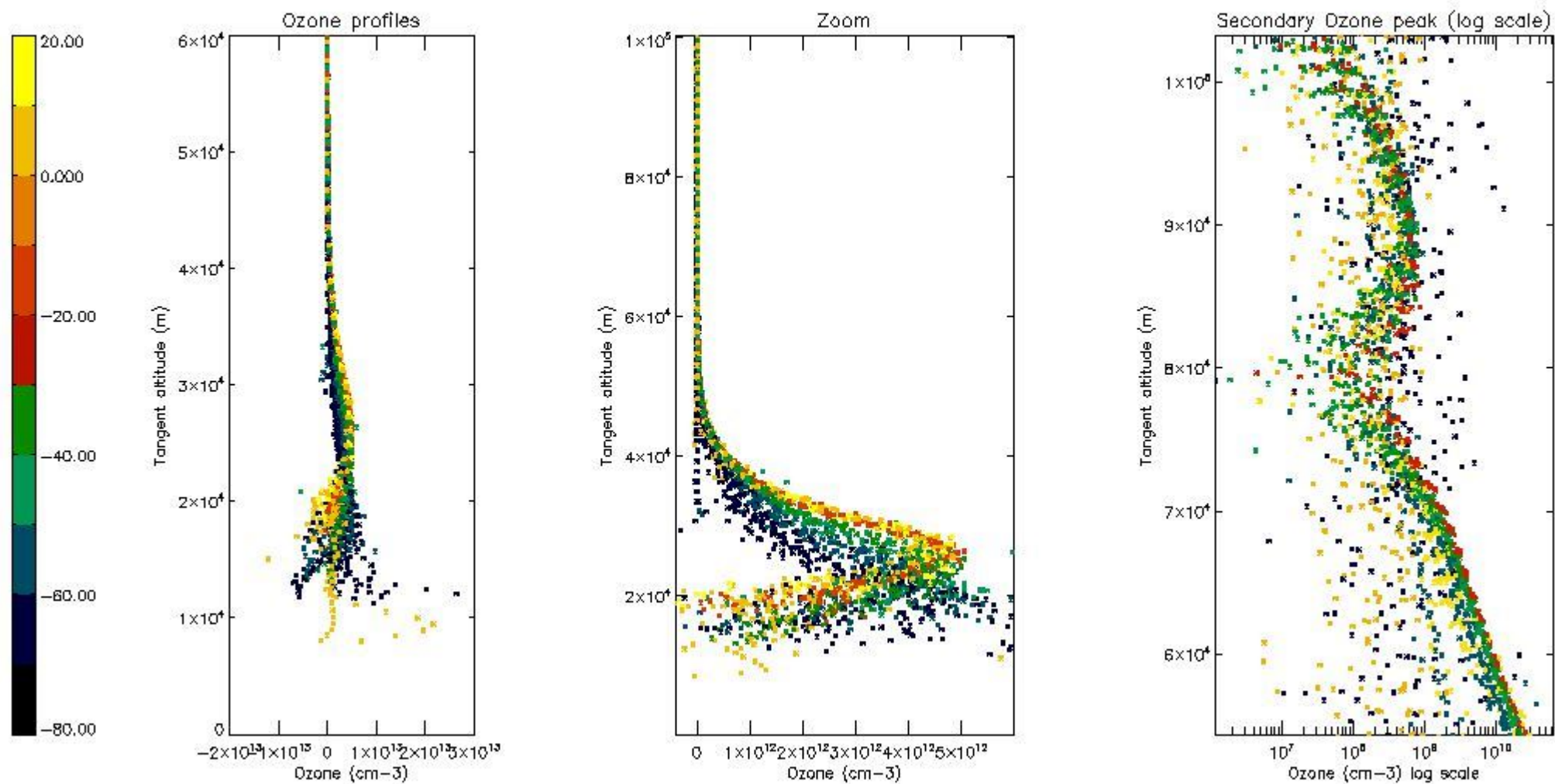
So, the table below shows the percentage of dark limb and valid observations for each criteria with respect to the overall valid daily observations.

Criteria	% of total production
All STD	28
STD < 20	13

STD < 10	9
STD < 5	4

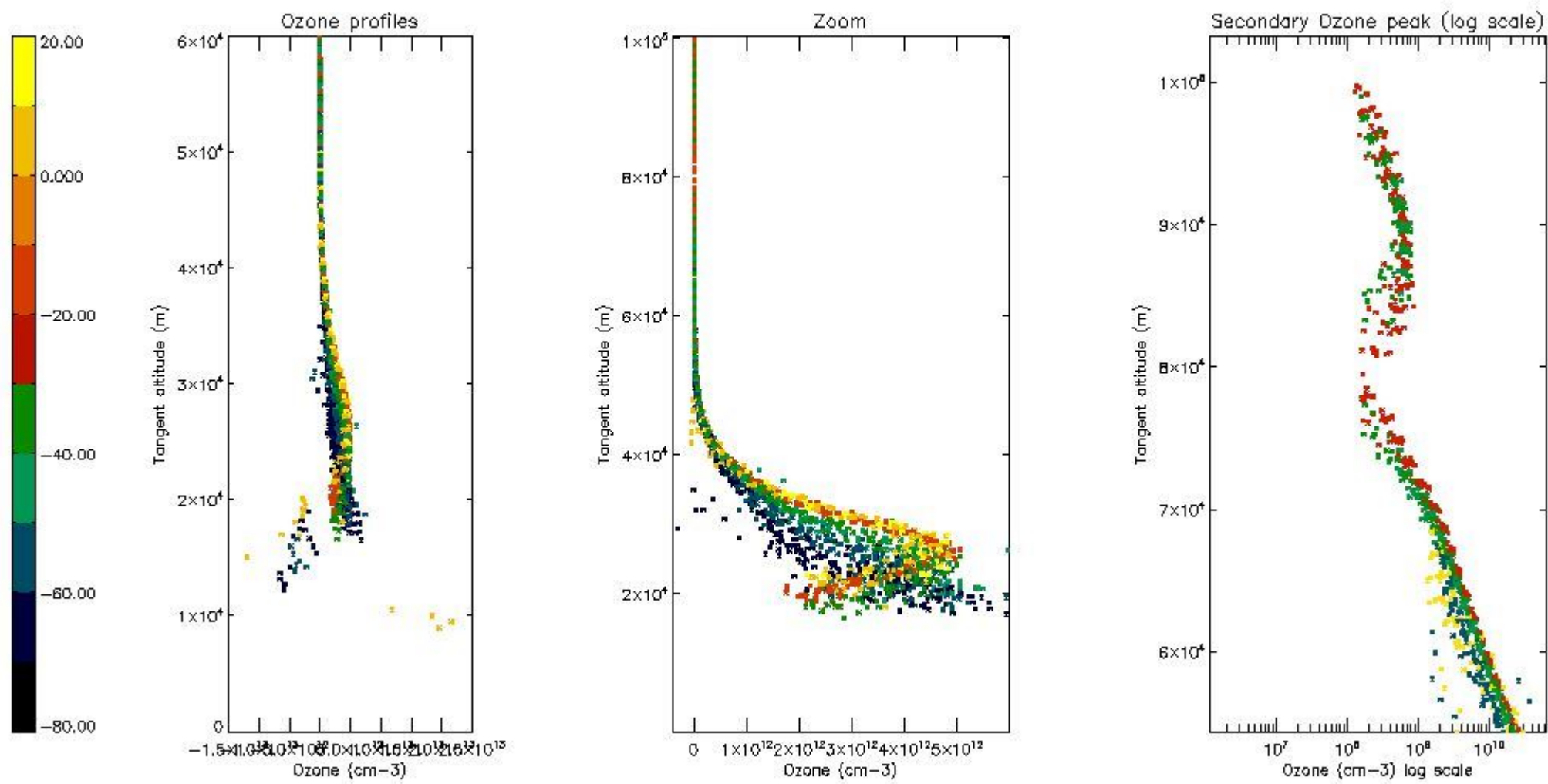
5.2 Plot ozone profiles for all STD (dark without errors)

The colorbar represents the latitude.



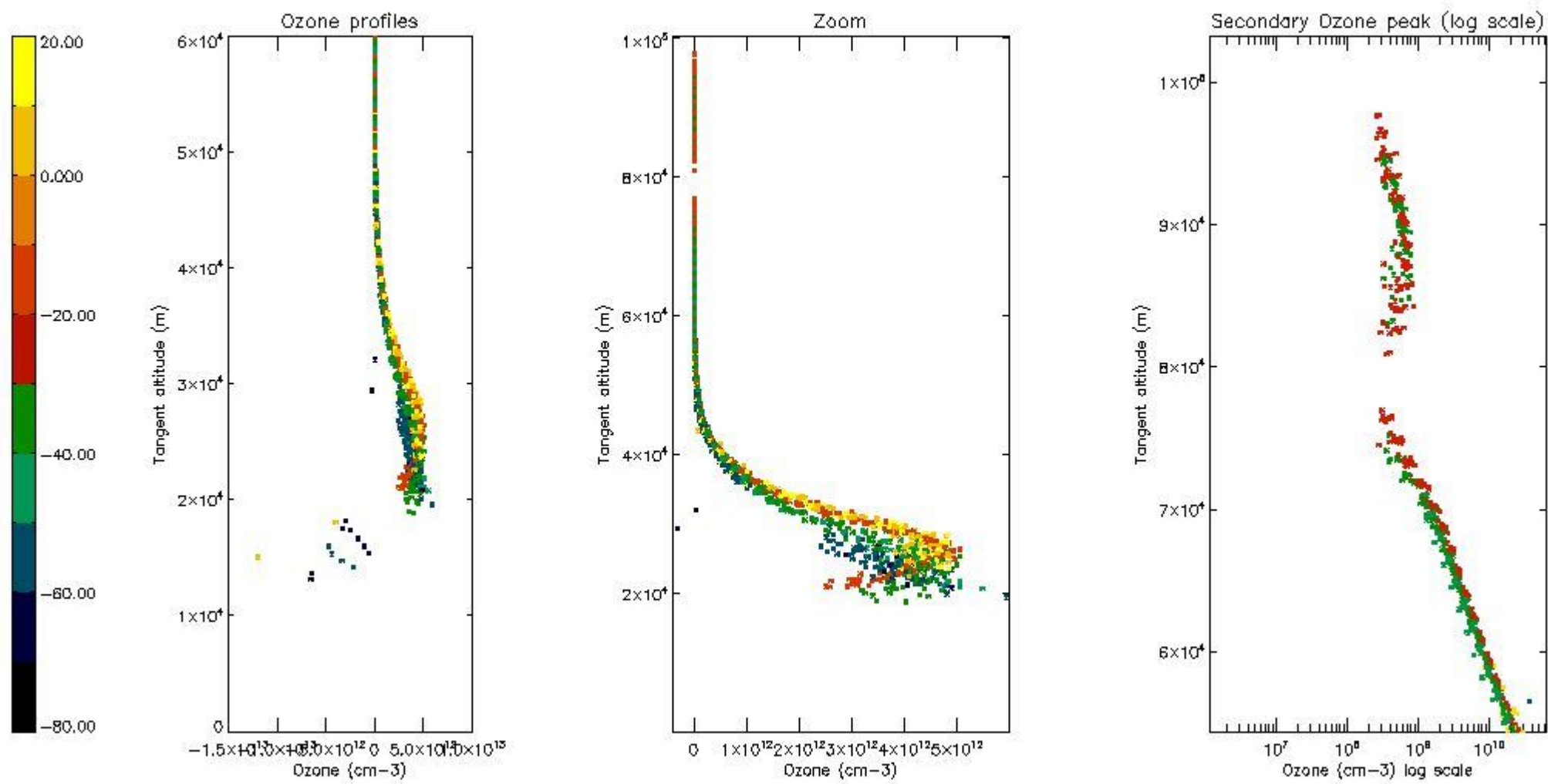
5.3 Plot ozone profiles where STD < 20% (dark without errors)

The colorbar represents the latitude.



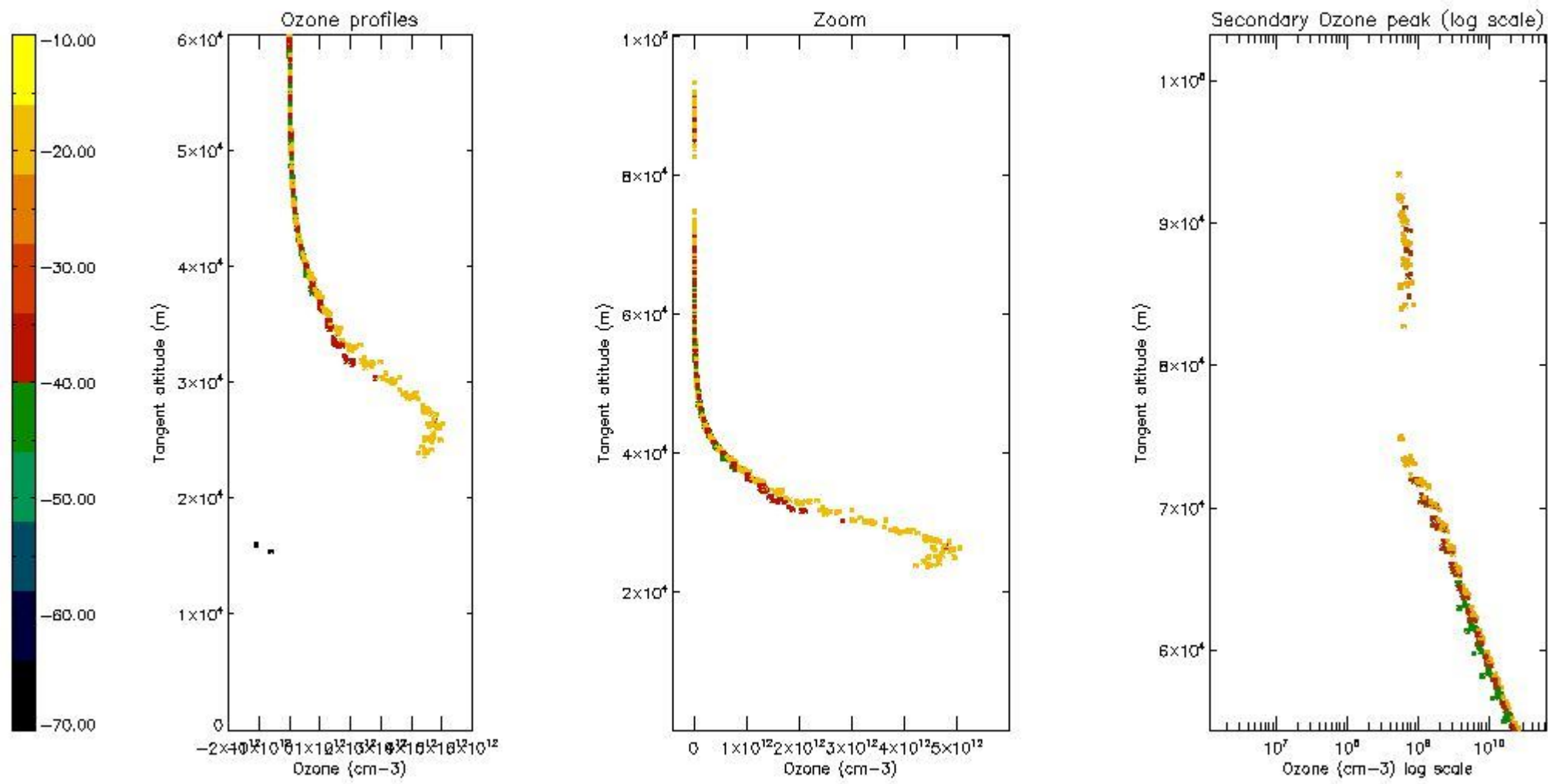
5.4 Plot ozone profiles where STD < 10% (dark without errors)

The colorbar represents the latitude.



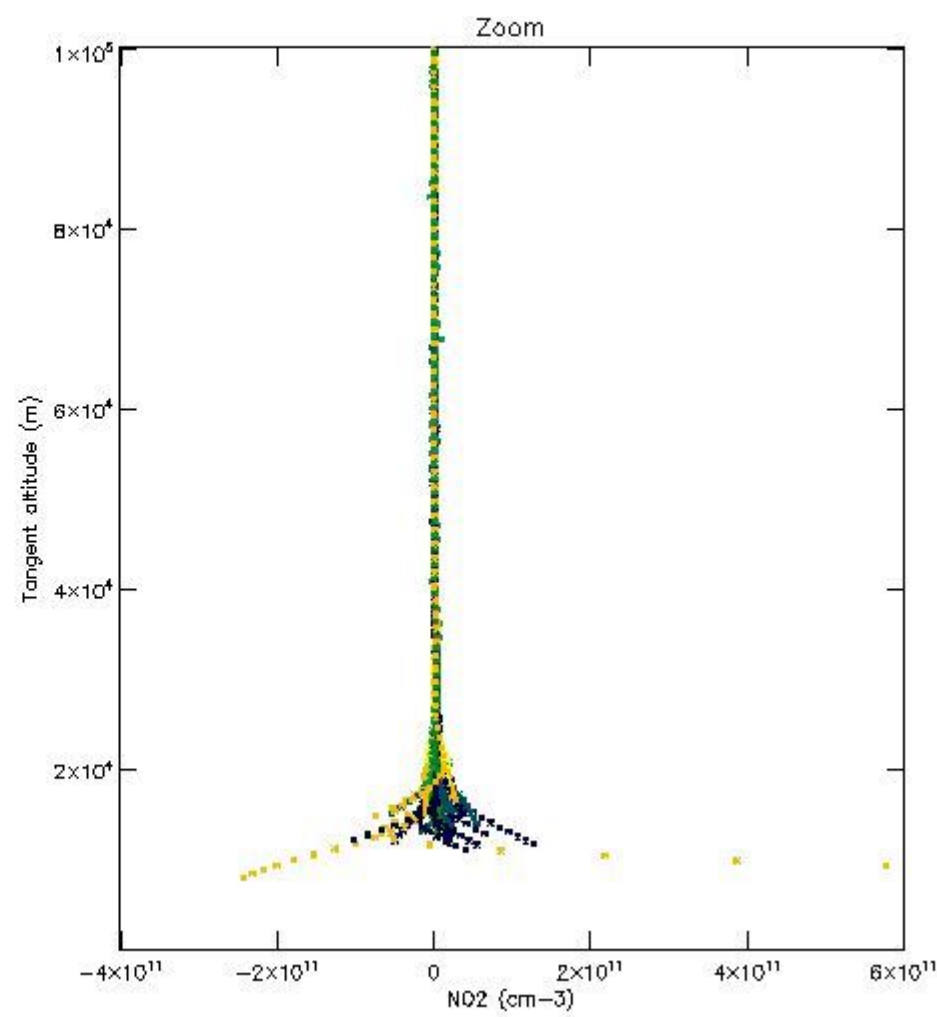
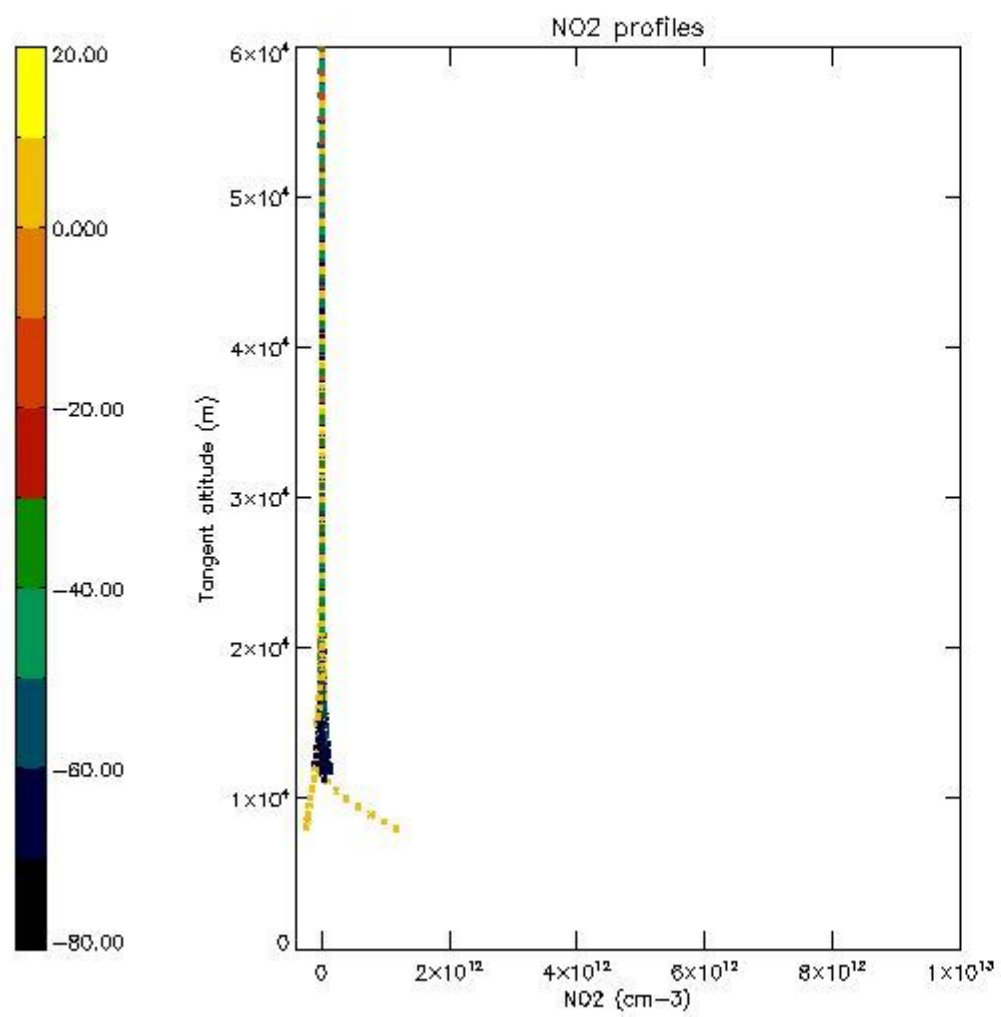
5.5 Plot ozone profiles where STD < 5% (dark without errors)

The colorbar represents the latitude.



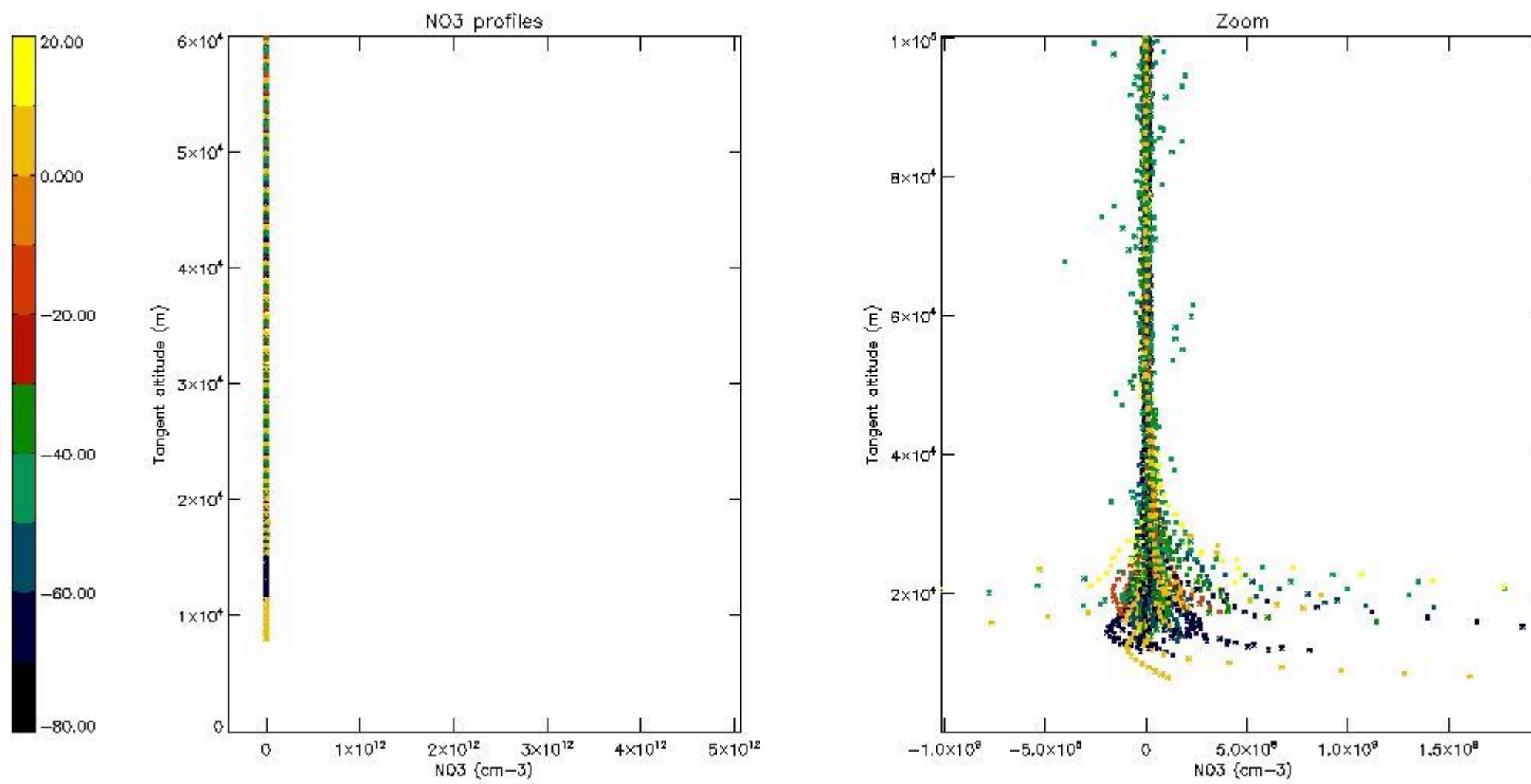
5.6 Plot NO₂ profiles for all STD (dark without errors)

The colorbar represents the latitude.



5.7 Plot NO3 profiles for all STD (dark without errors)

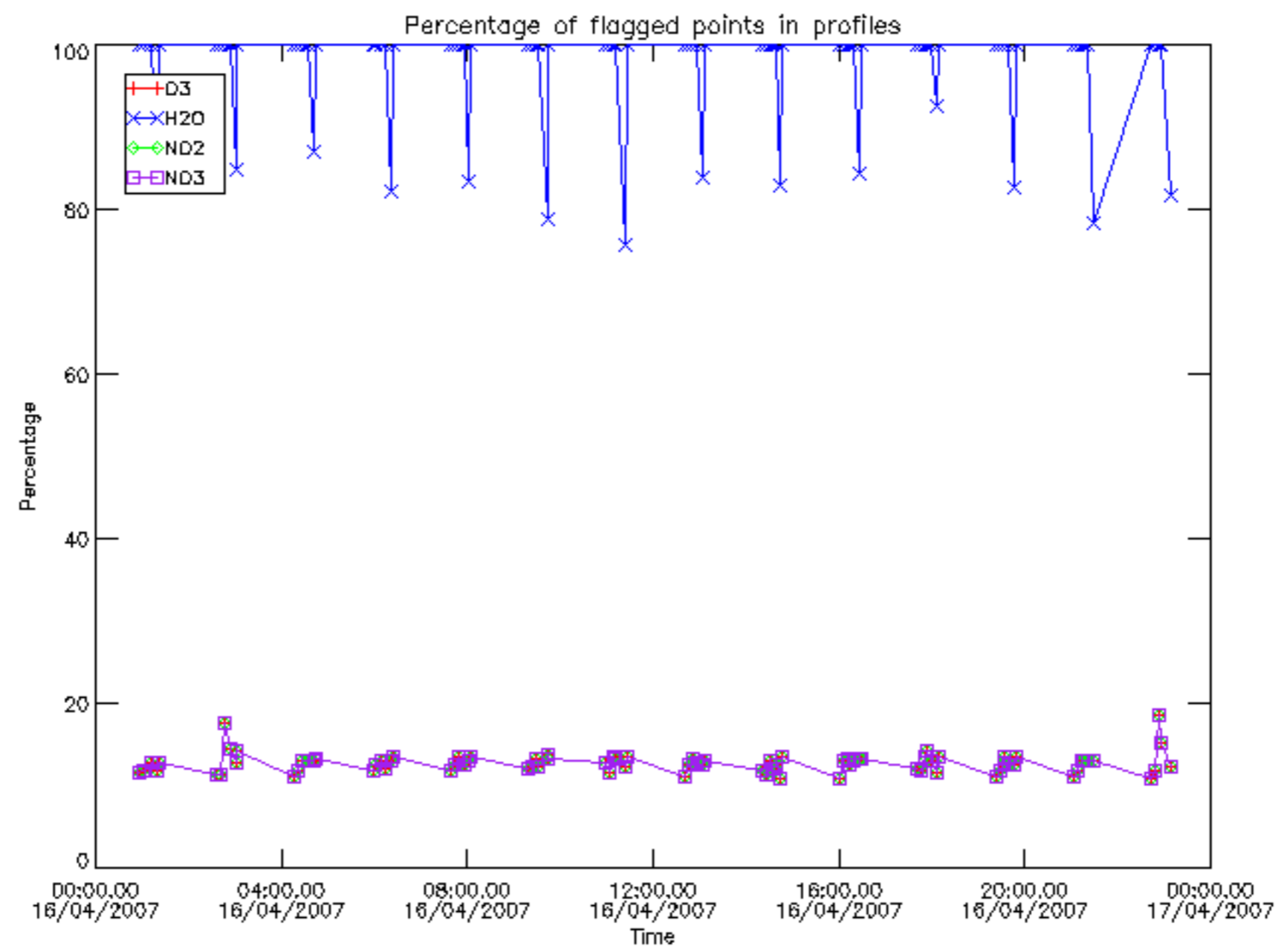
The colorbar represents the latitude.



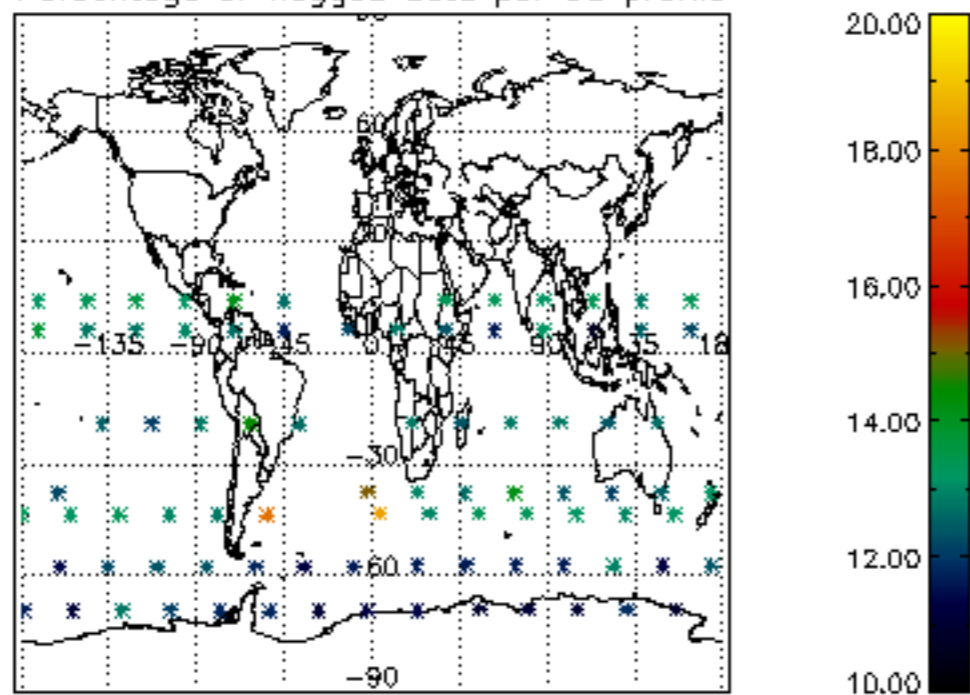
6. Auxiliary Data Files used for the production reported in section 2

The number reported in the third column indicates since which file (see list in section 2) the corresponding auxiliary file has been used. The fourth column is the date of those product files.

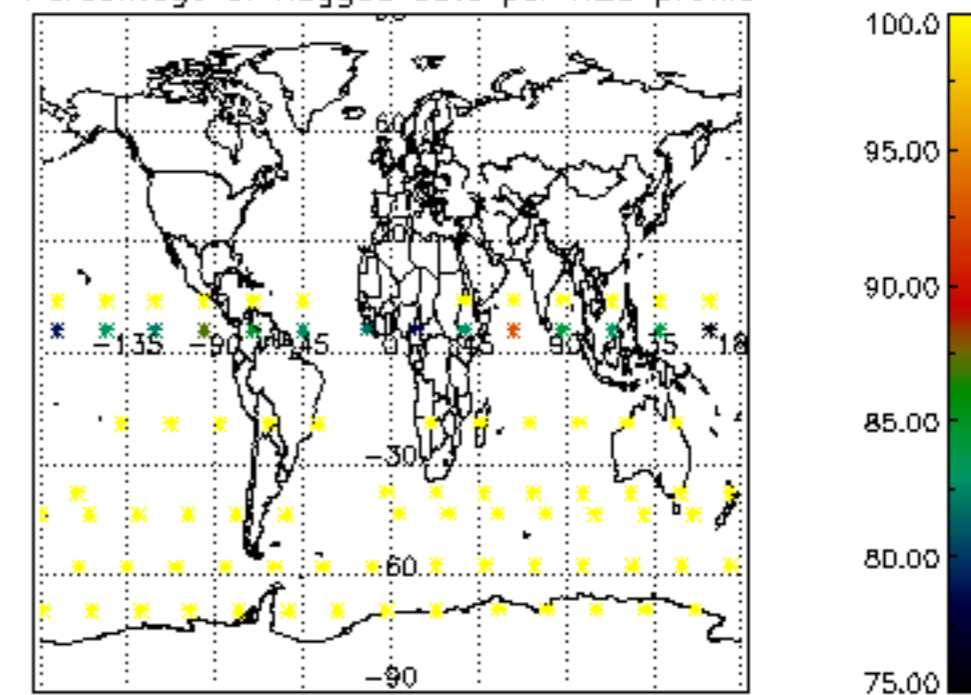
Type	Auxiliary Filename	Used since product	Used since product date
INST_PHYS_CHARACTERISTICS	GOM_INS_AXVIEC20091111_143220_20030716_120000_20500101_000000	1	16-APR-2007 00:02:46
LEVEL-2_PROC_CONFIG	GOM_PR2_AXVIEC20091111_152718_20020301_000000_20500101_000000	1	16-APR-2007 00:02:46
CROSS_SECTIONS_FILE	GOM_CRS_AXVIEC20091111_154832_20020301_000000_20500101_000000	1	16-APR-2007 00:02:46



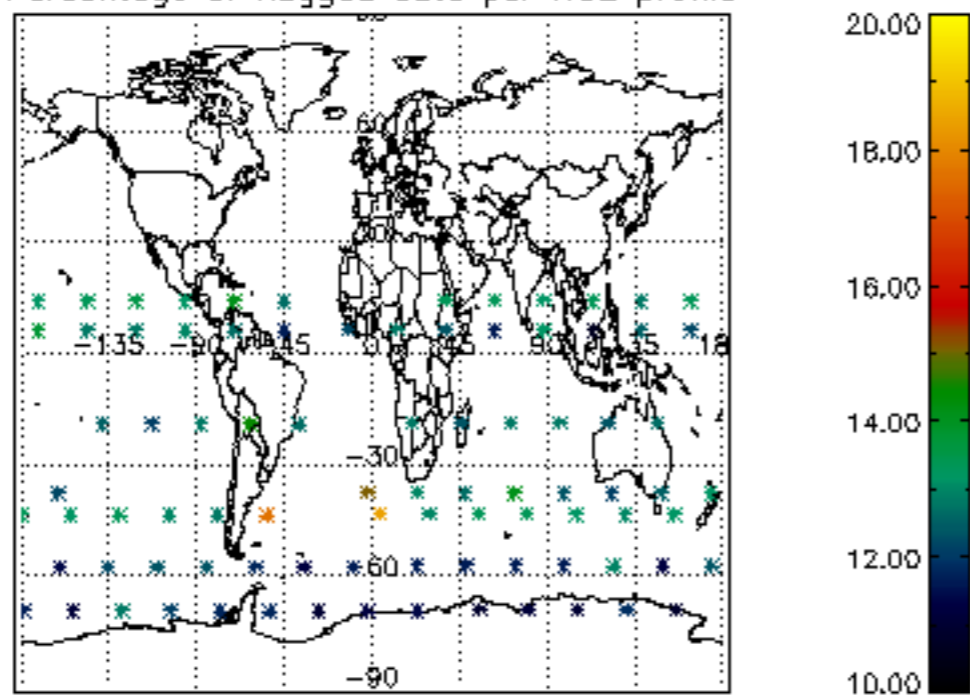
Percentage of flagged data per D3 profile



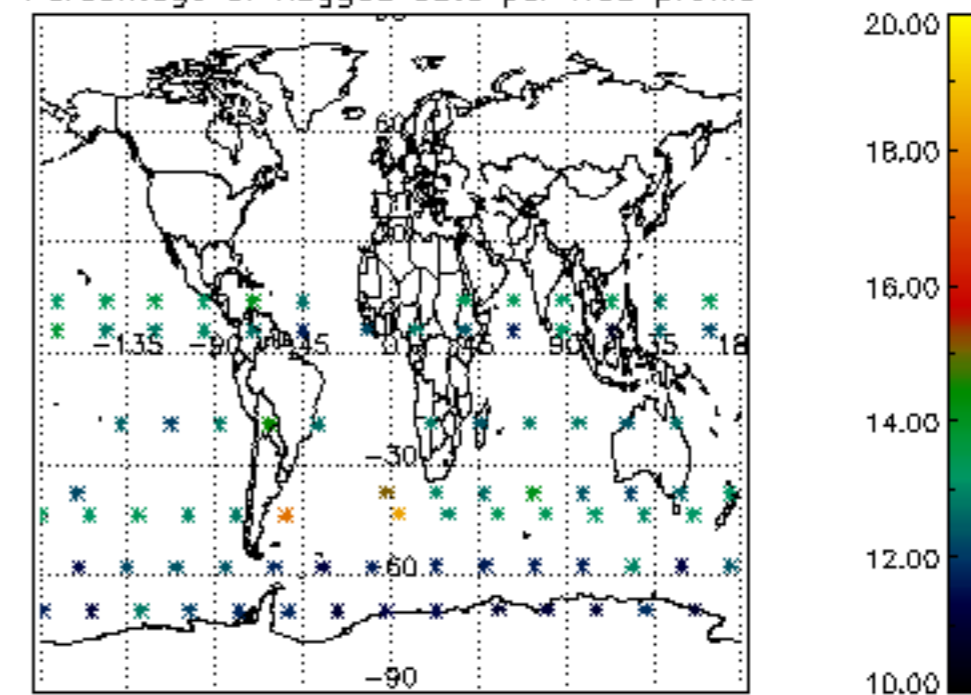
Percentage of flagged data per H2O profile

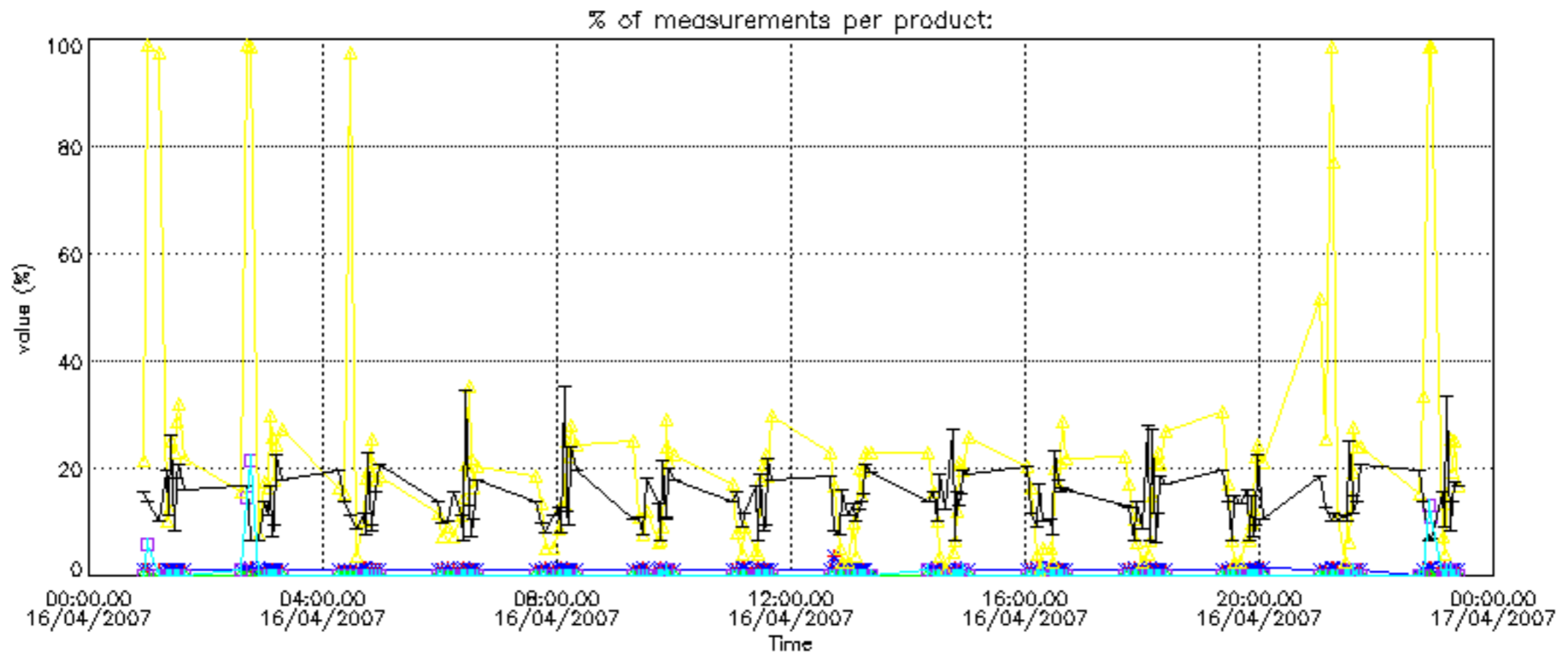


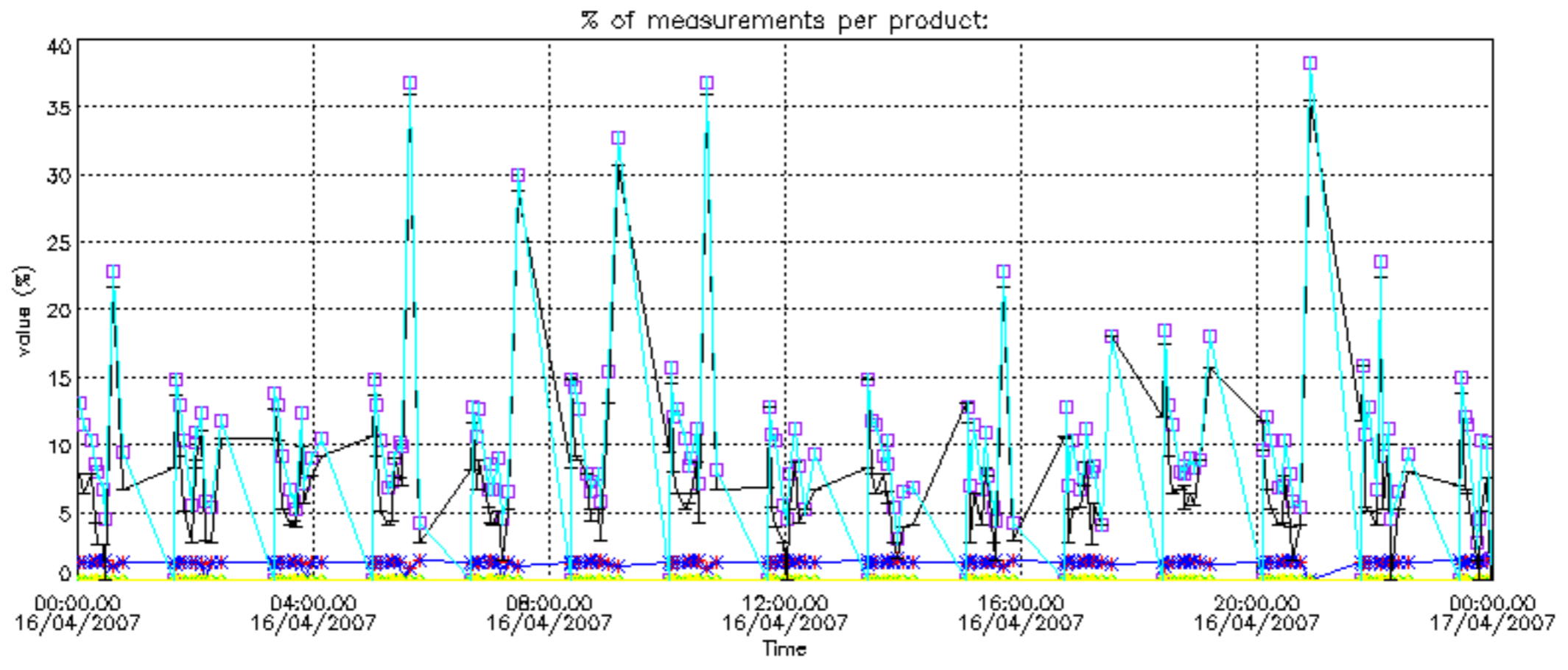
Percentage of flagged data per NO2 profile



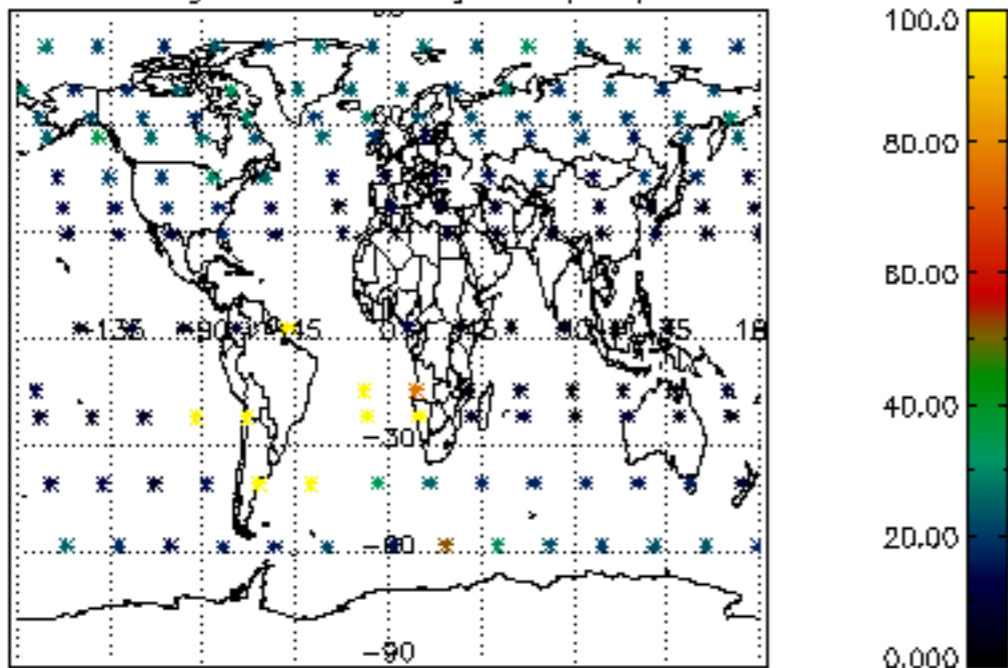
Percentage of flagged data per NO3 profile



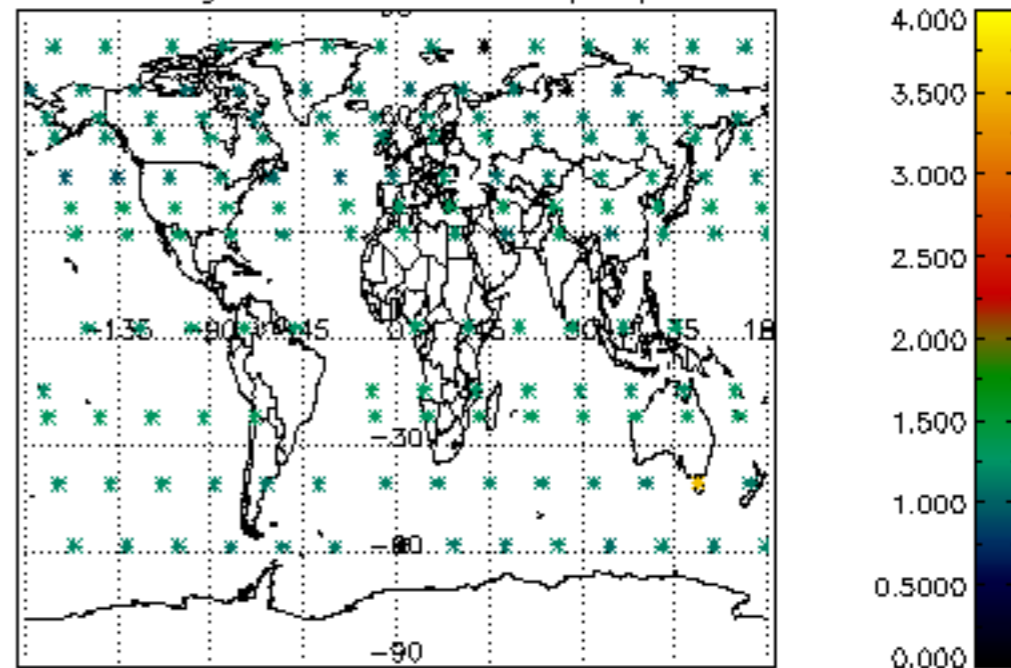




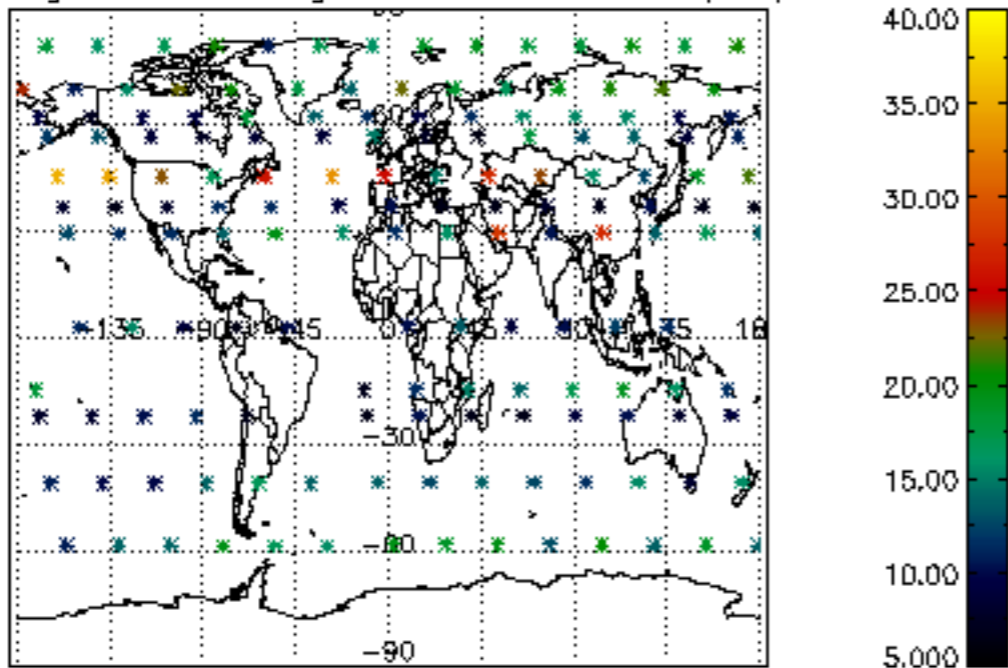
Percentage of cosmic ray hits per profile



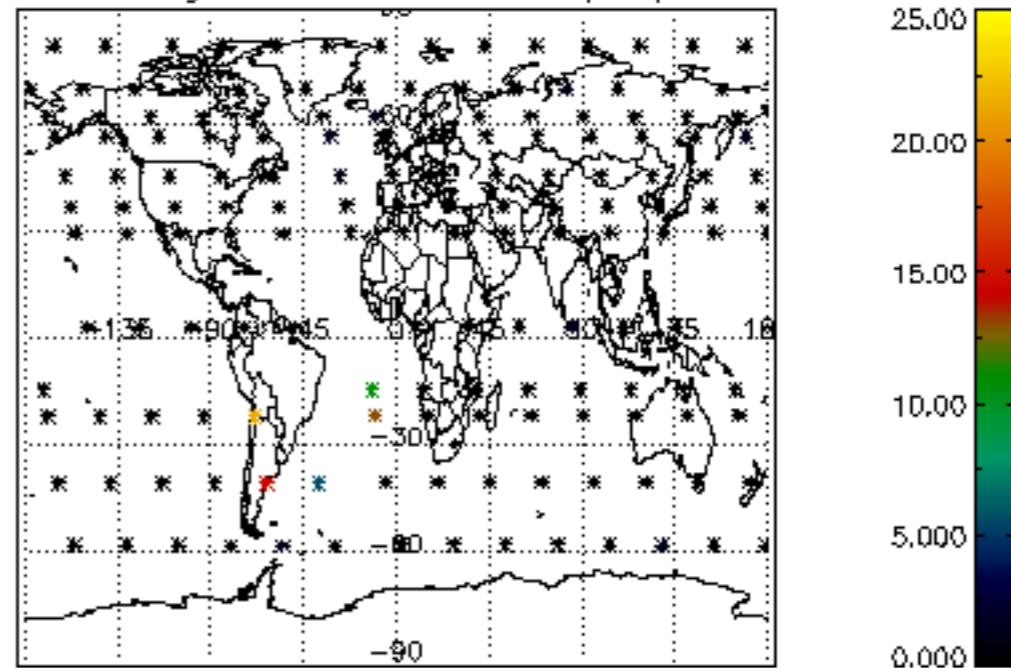
Percentage of datation errors per profile



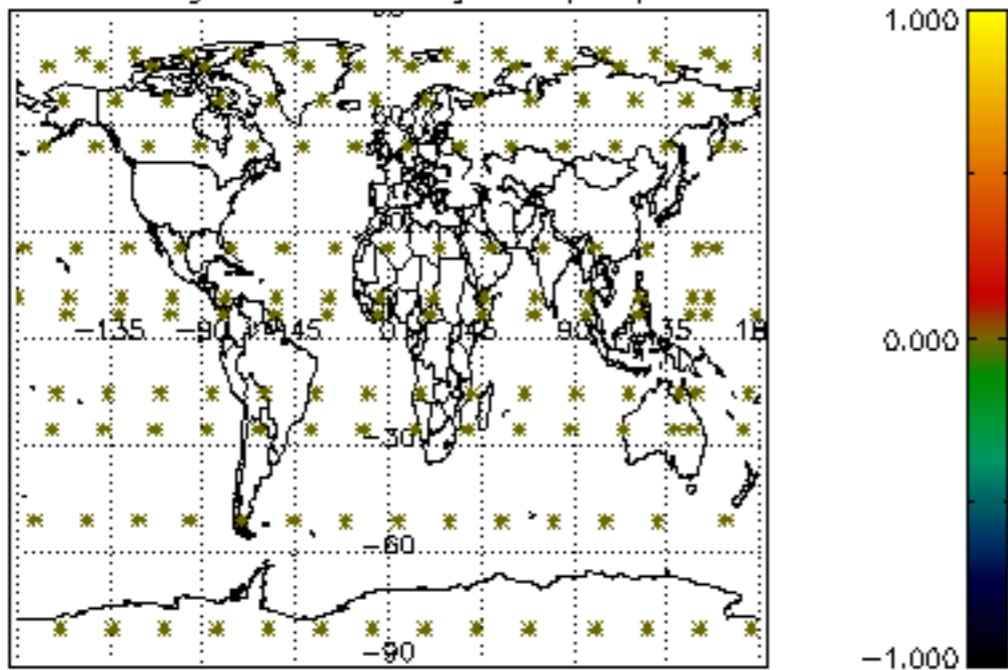
Percentage of star falling outside central band per profile



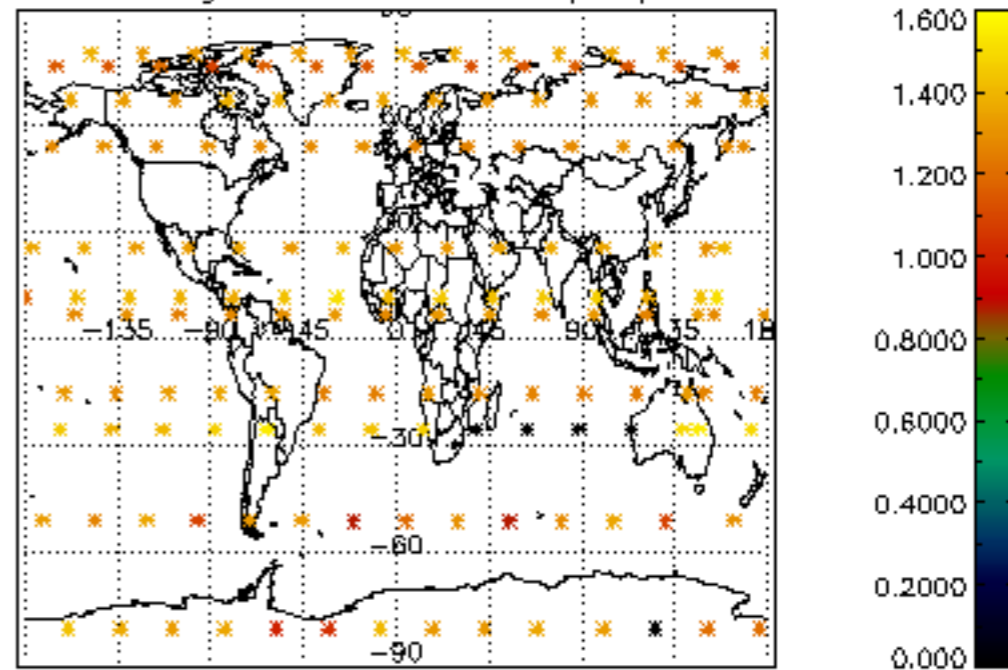
Percentage of saturation errors per profile



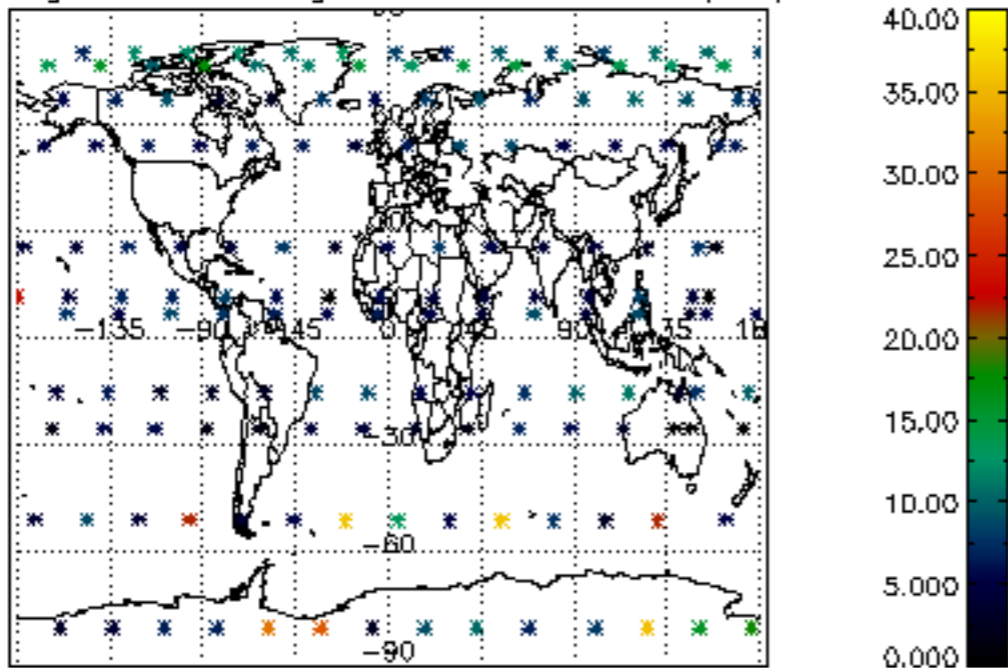
Percentage of cosmic ray hits per profile



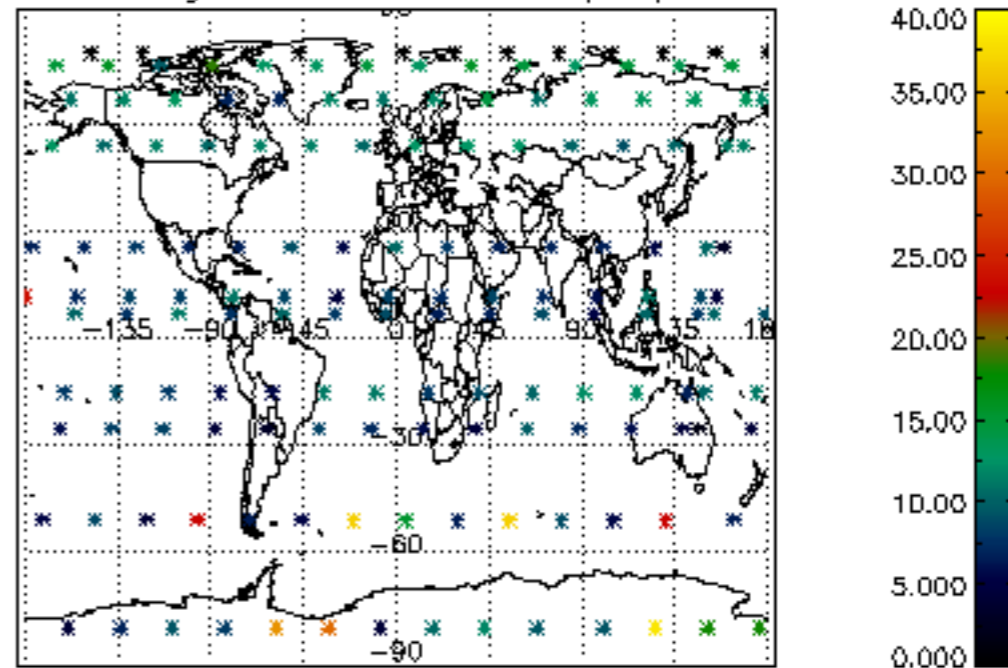
Percentage of datation errors per profile

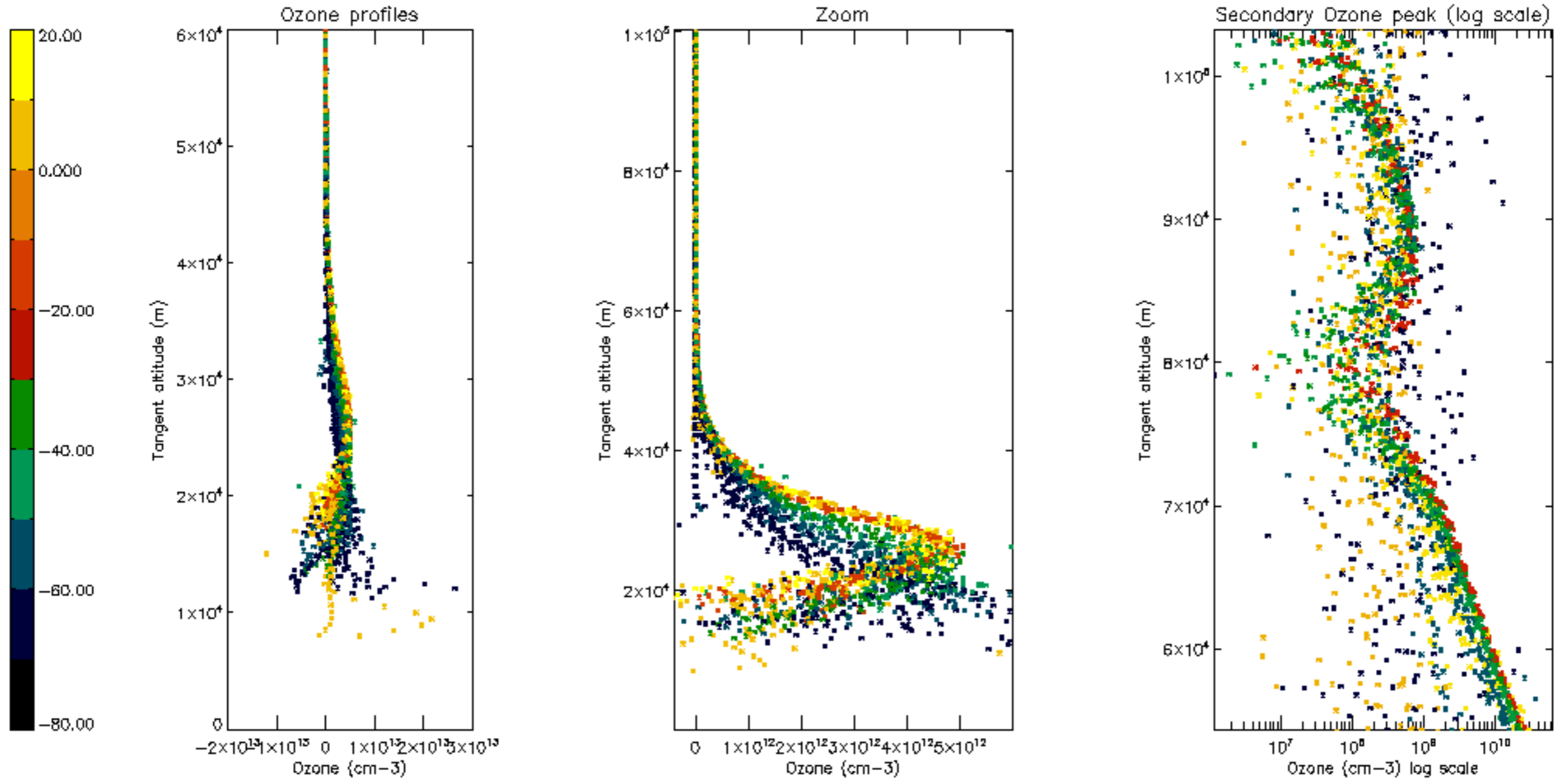


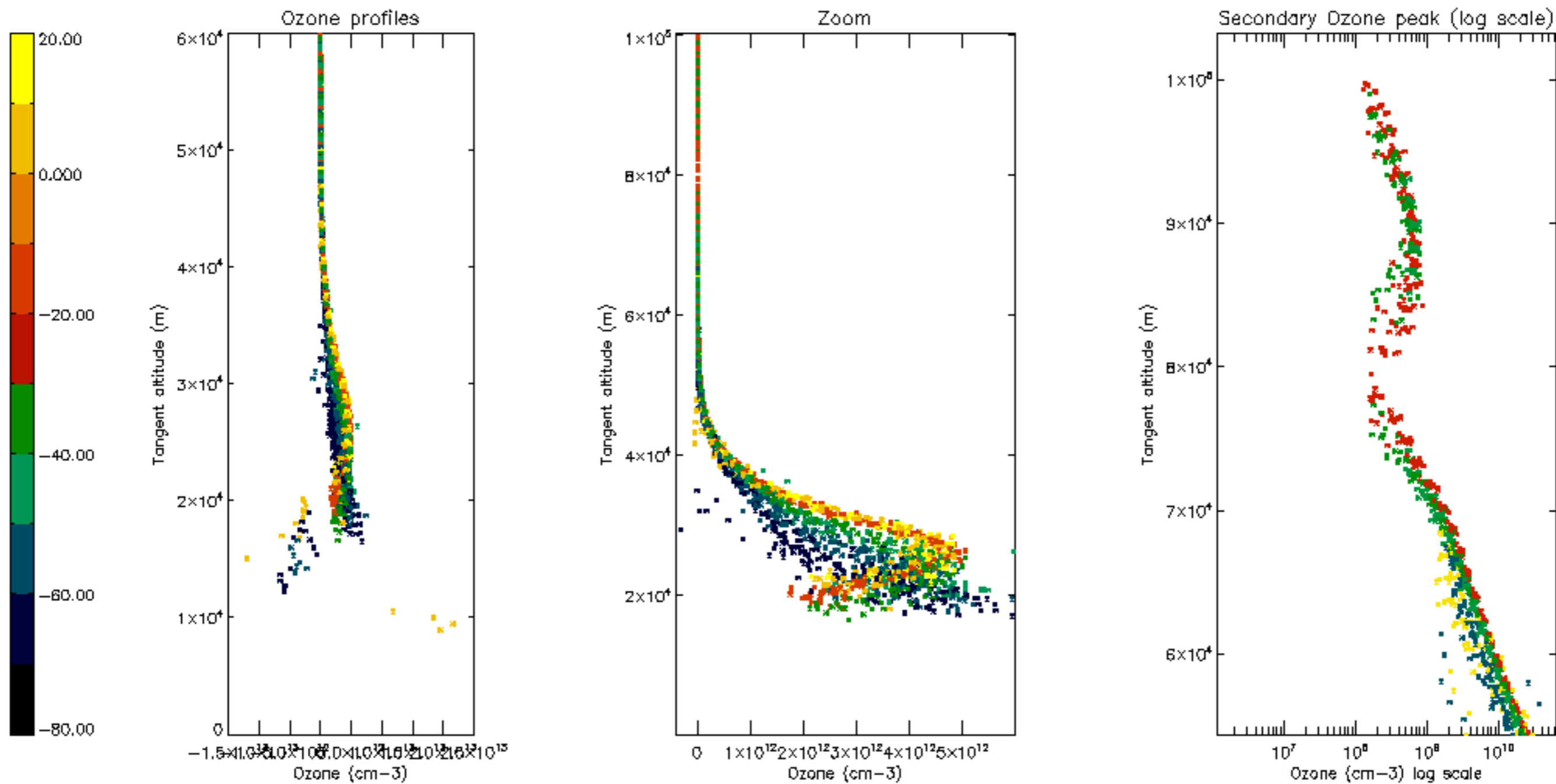
Percentage of star falling outside central band per profile

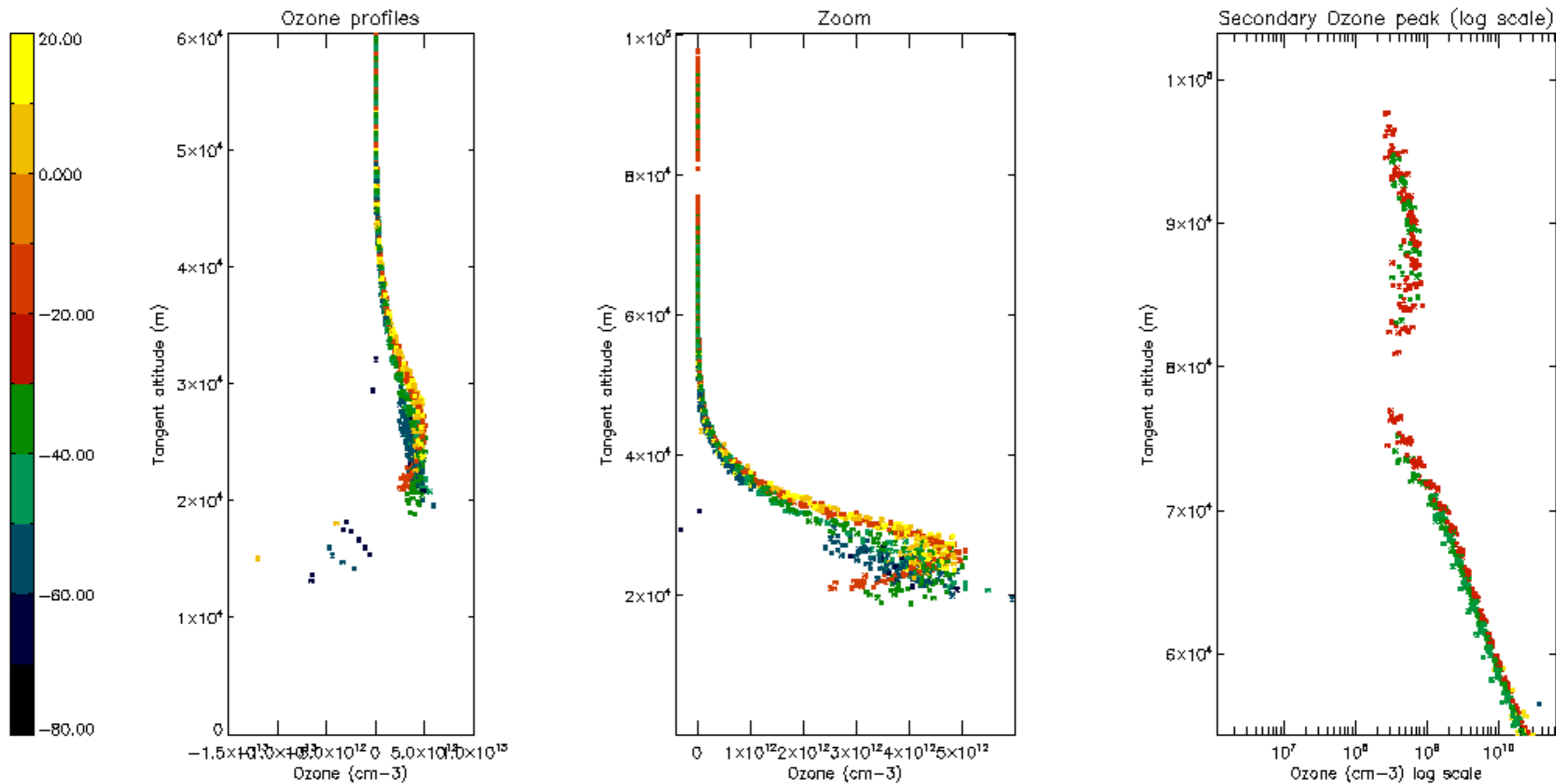


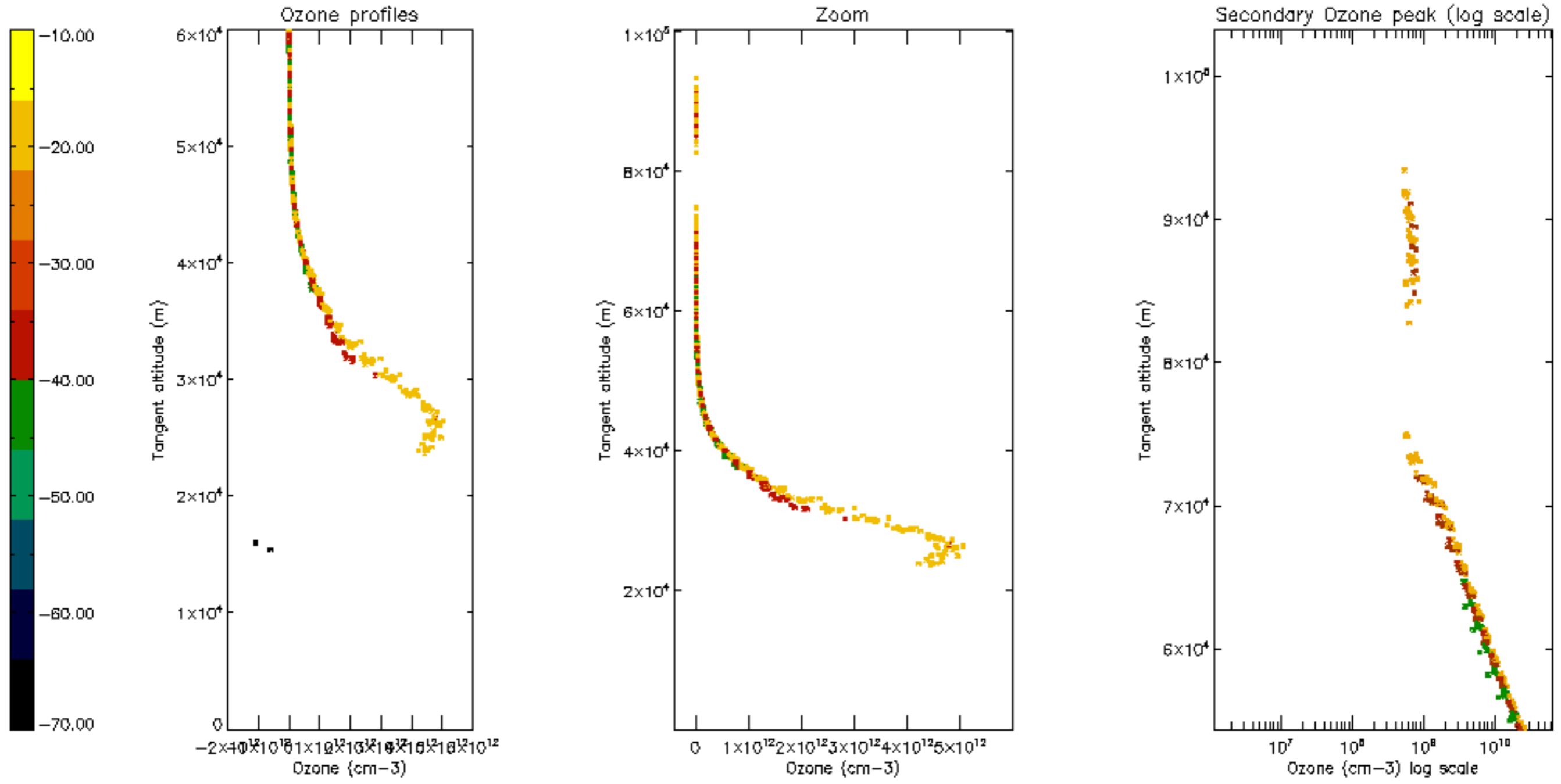
Percentage of saturation errors per profile

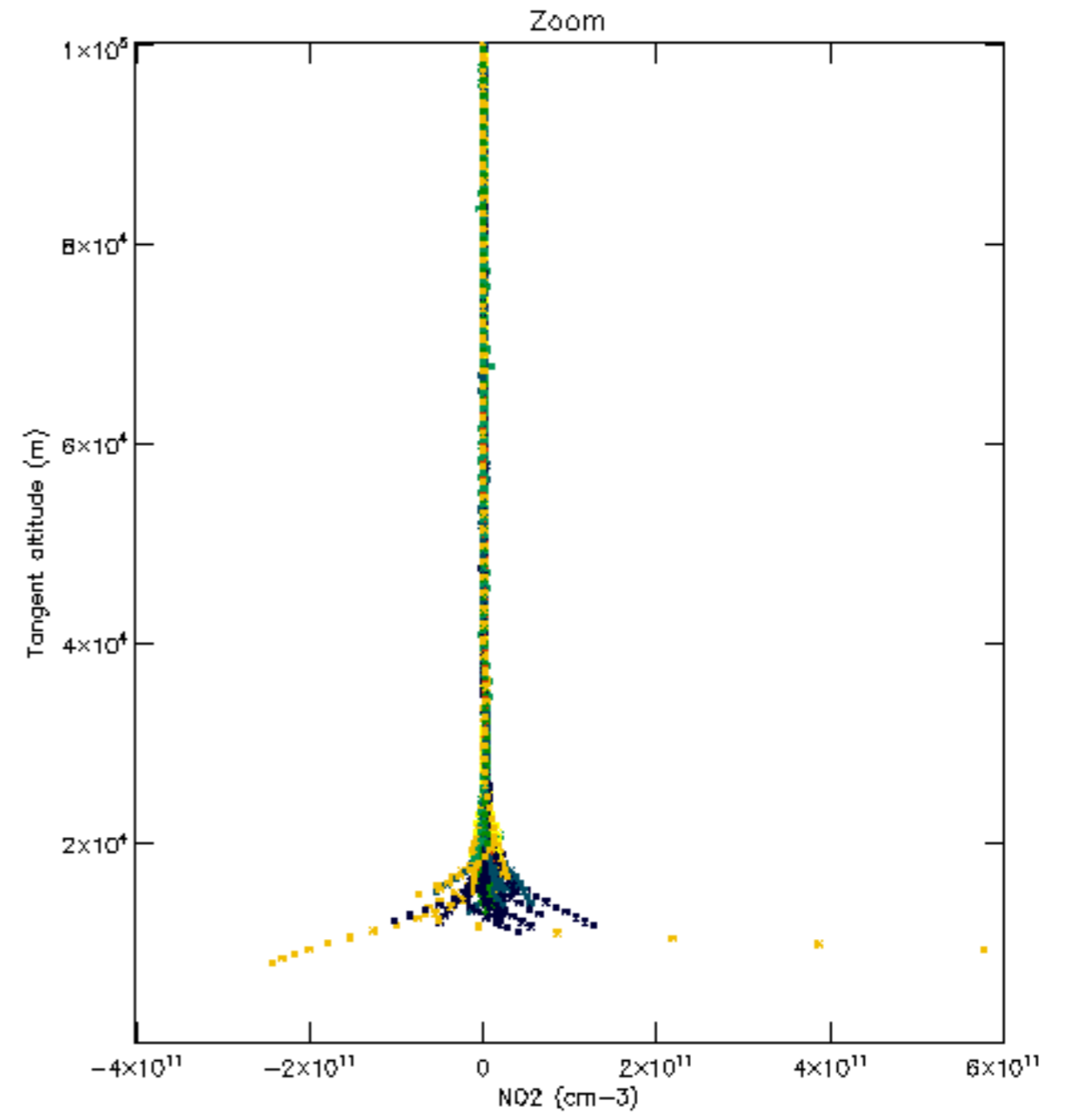
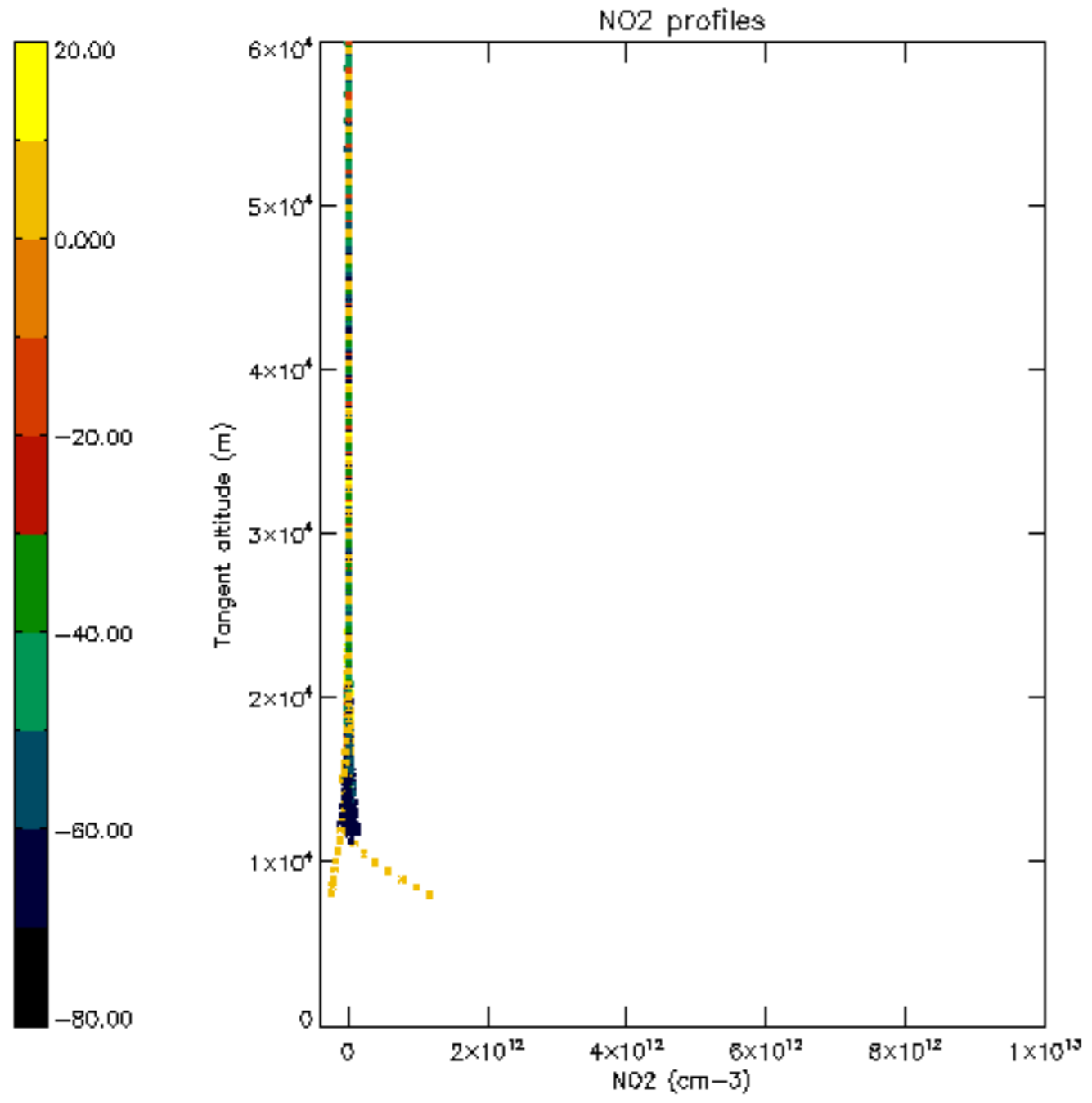


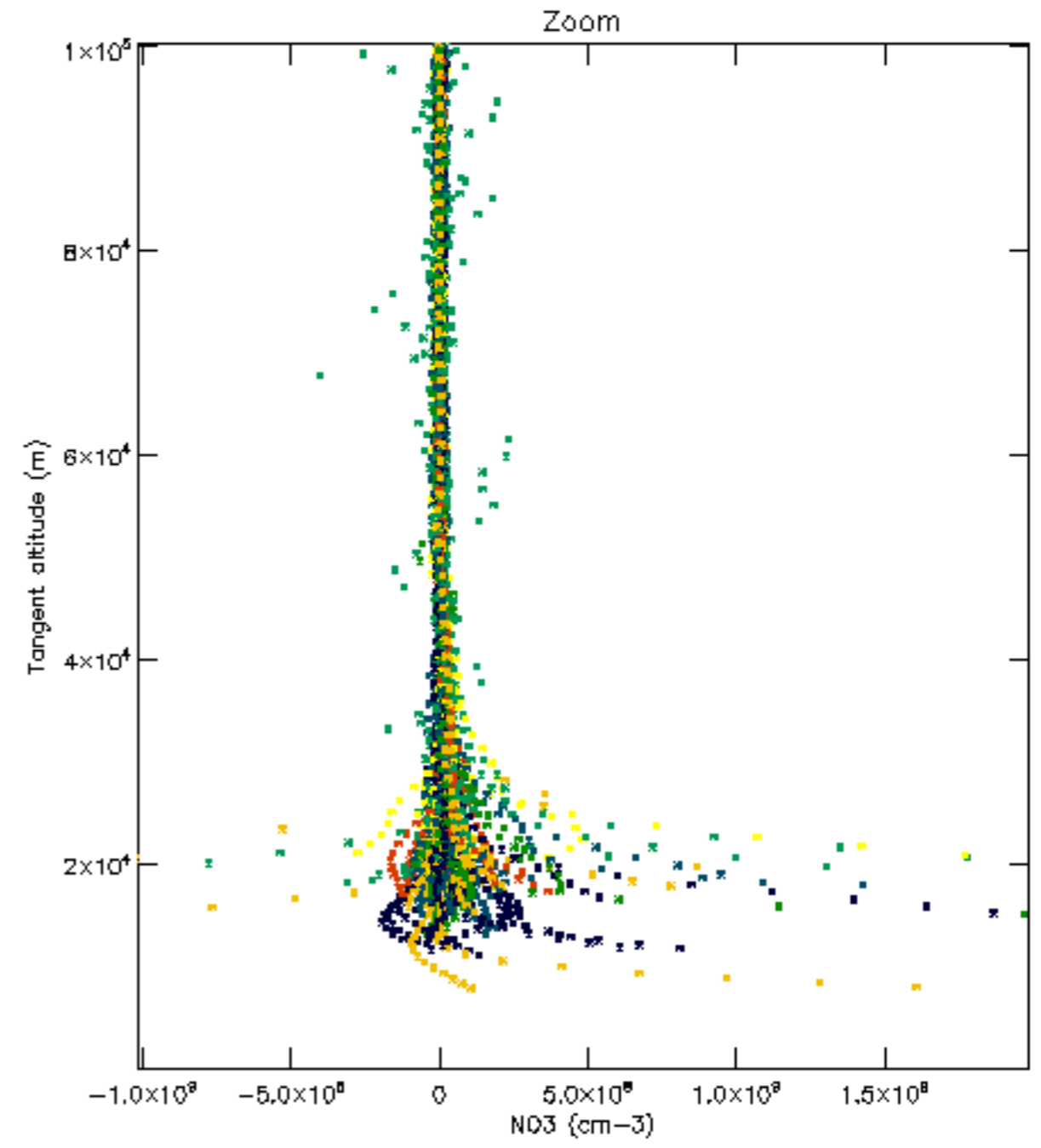
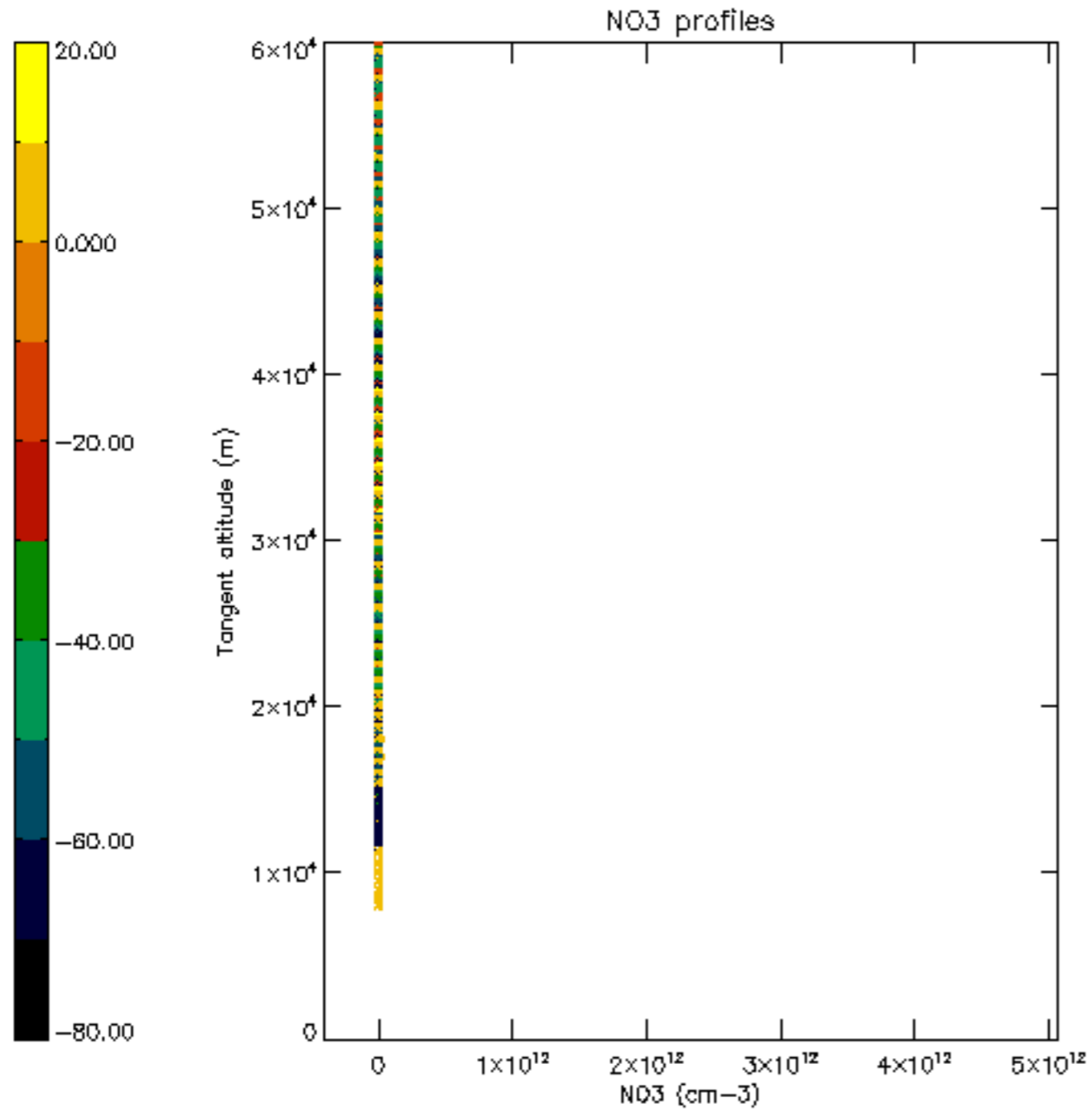


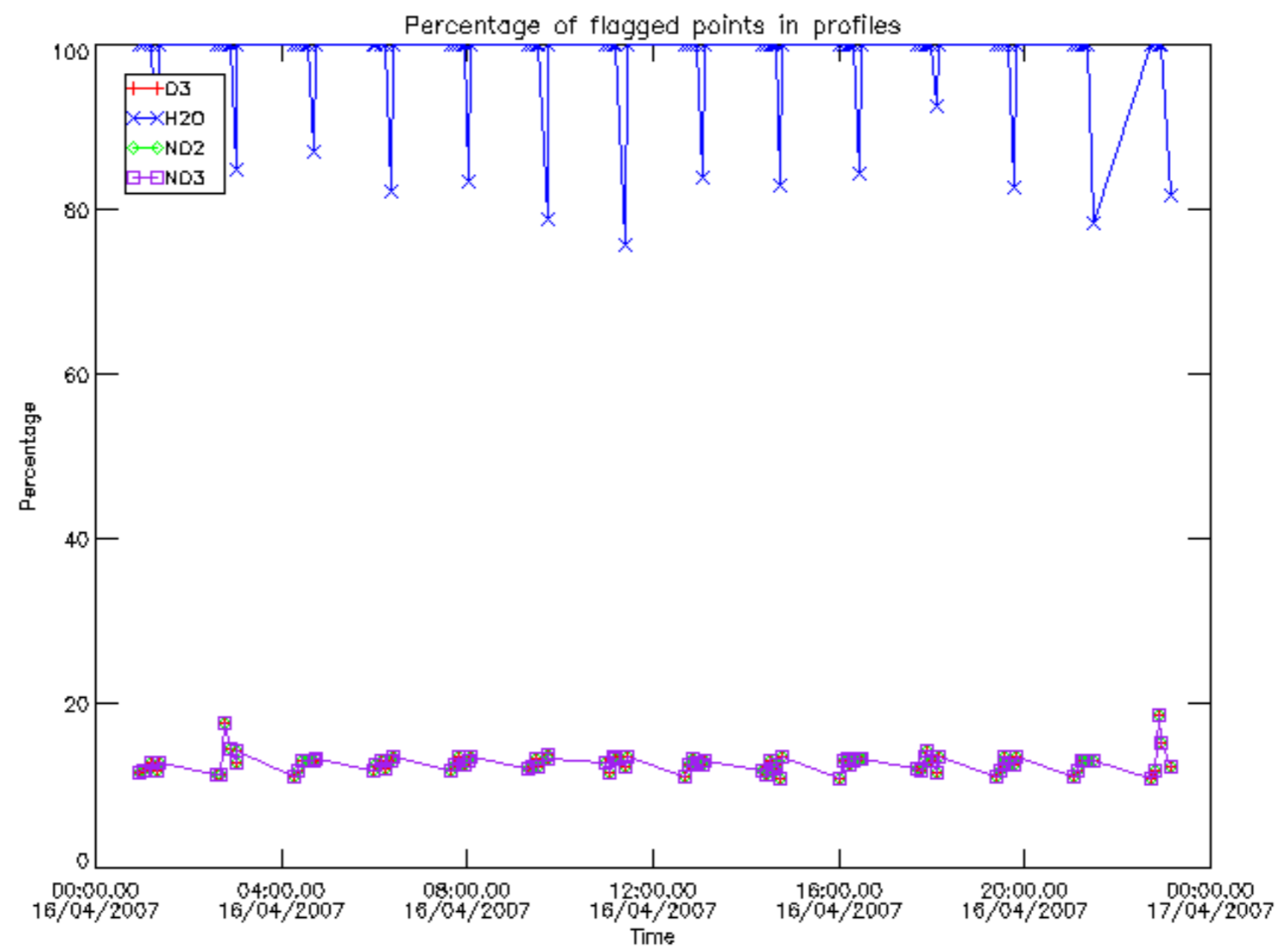




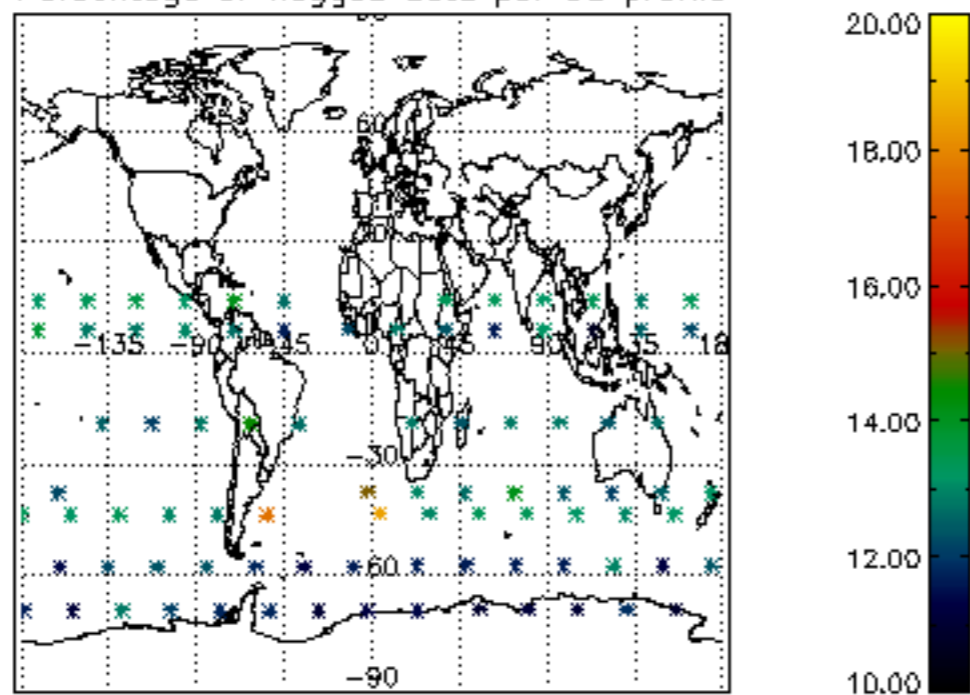




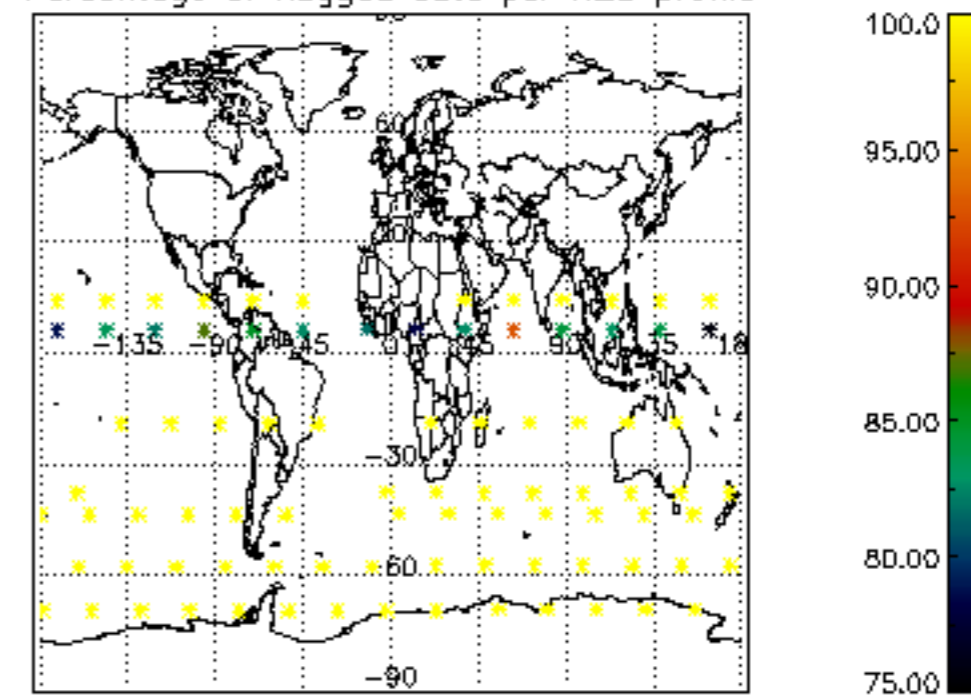




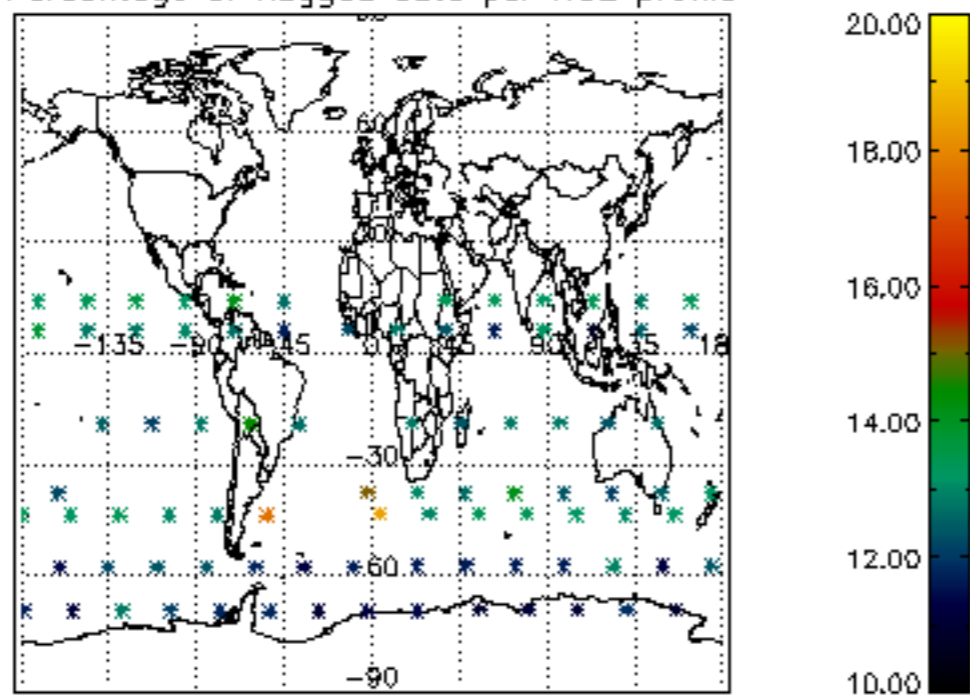
Percentage of flagged data per D3 profile



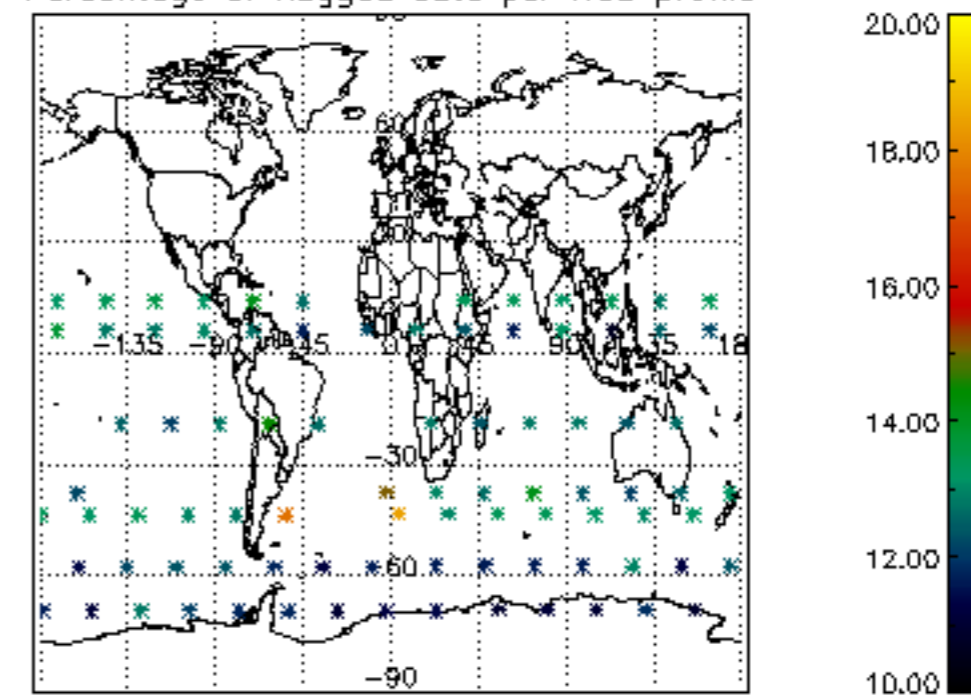
Percentage of flagged data per H2O profile

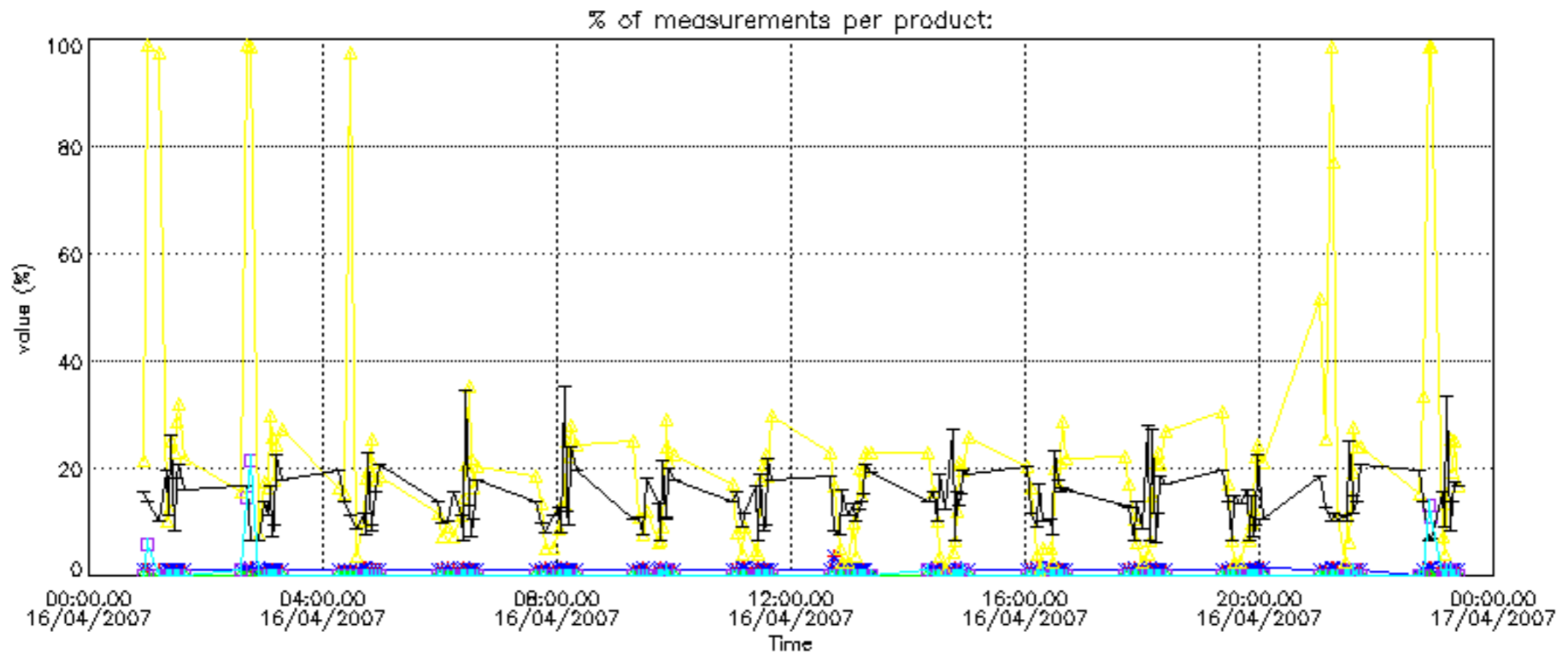


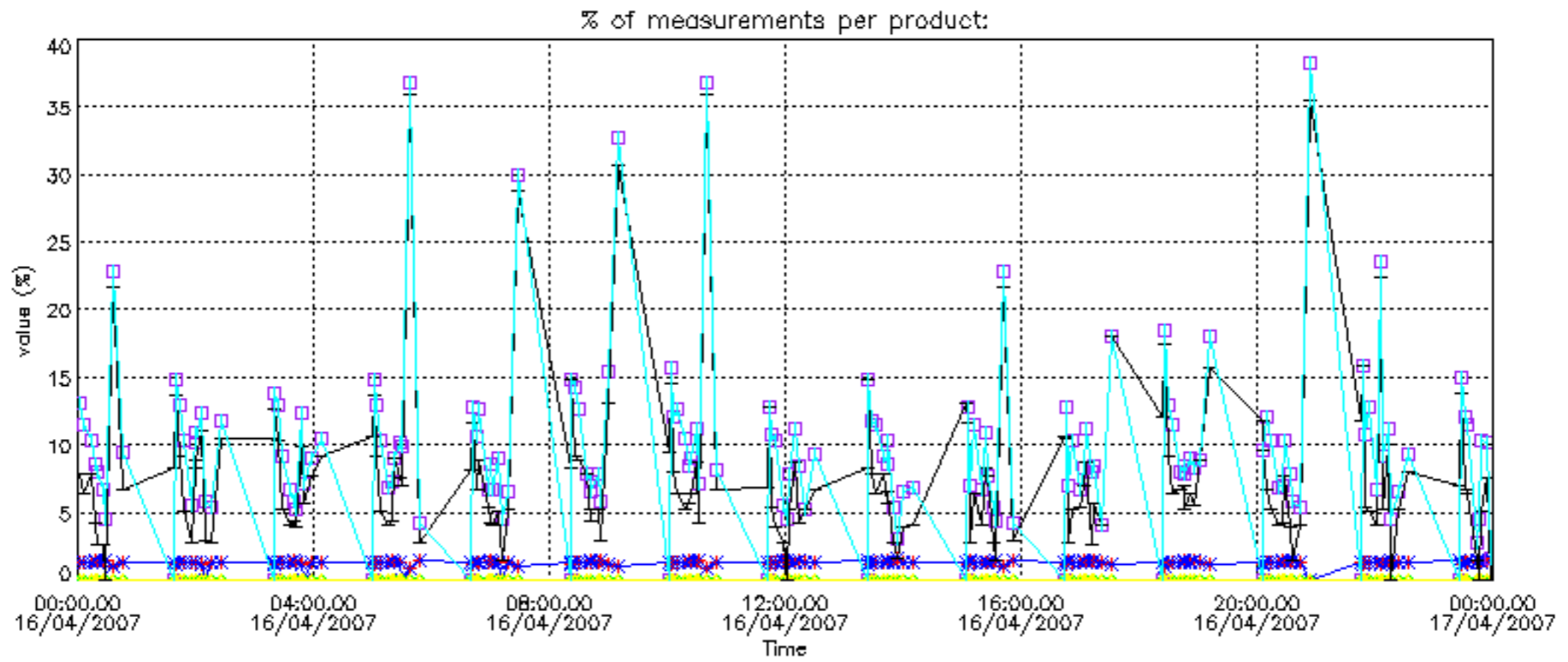
Percentage of flagged data per NO2 profile



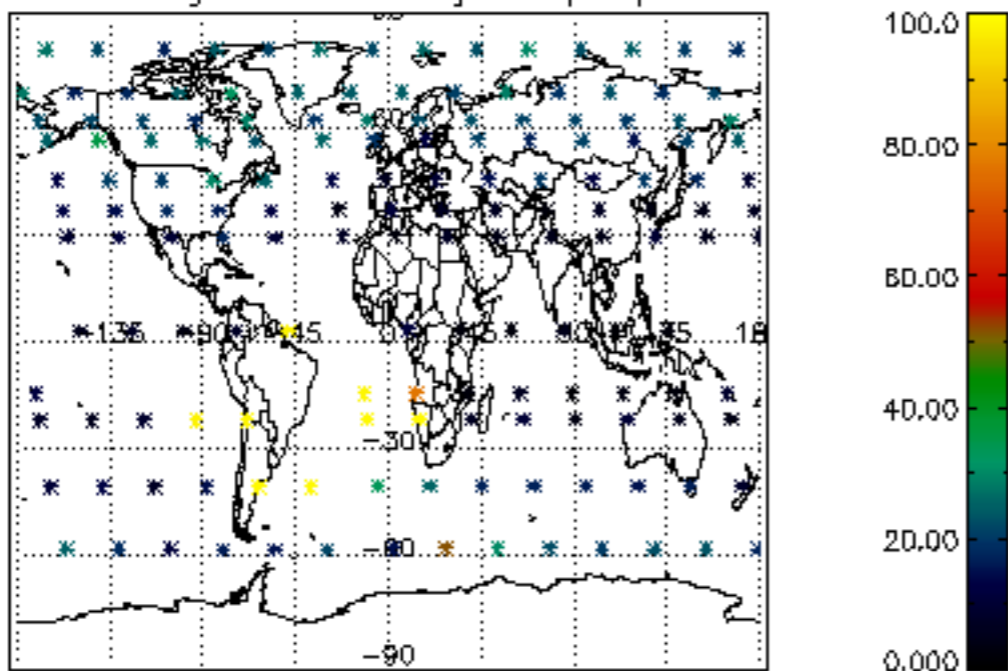
Percentage of flagged data per NO3 profile



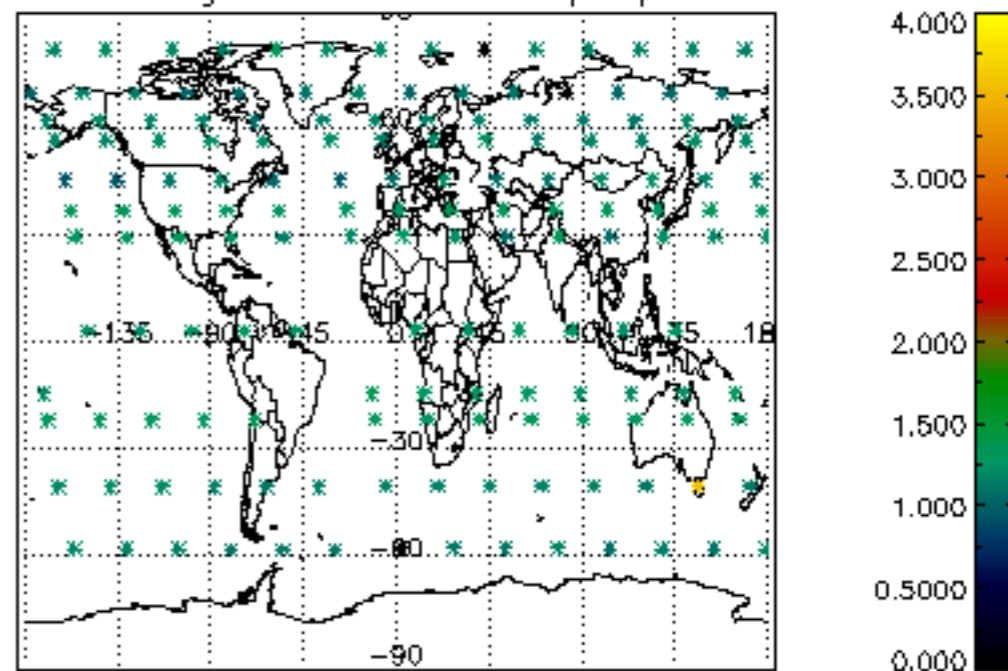




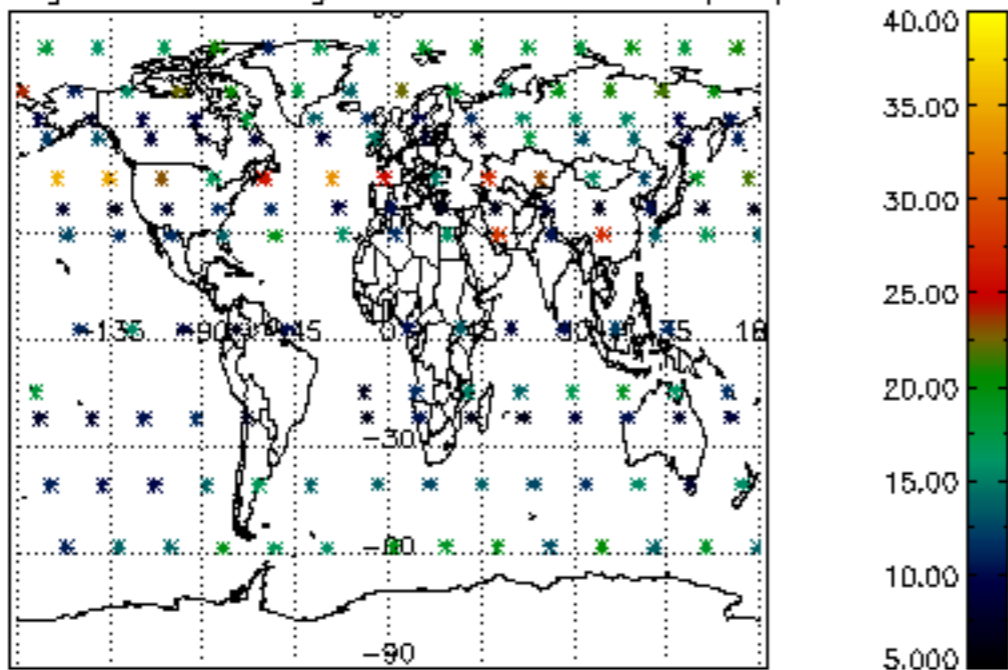
Percentage of cosmic ray hits per profile



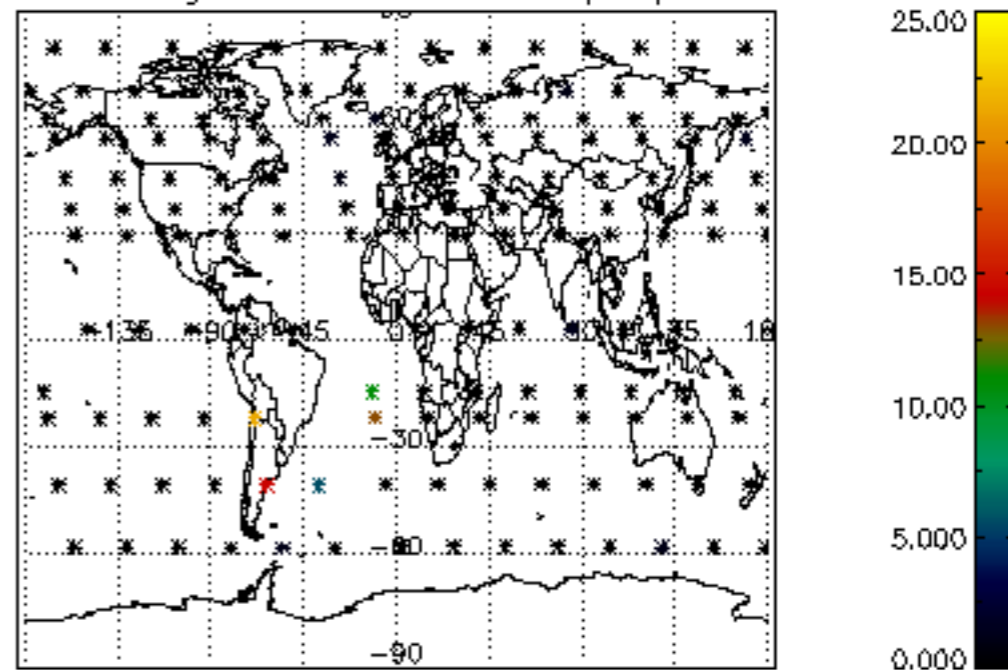
Percentage of datation errors per profile



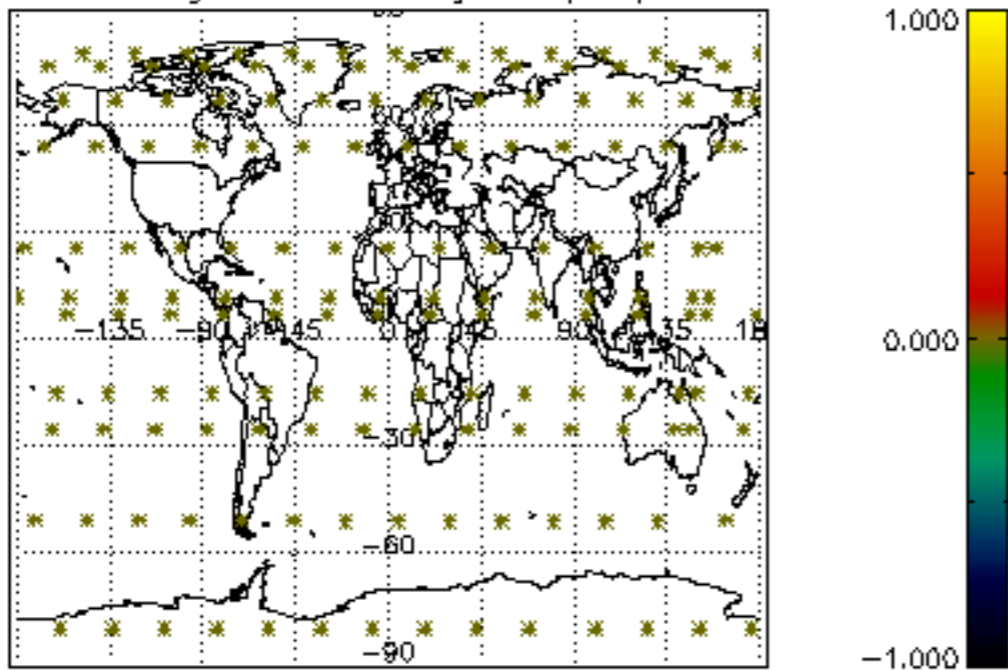
Percentage of star falling outside central band per profile



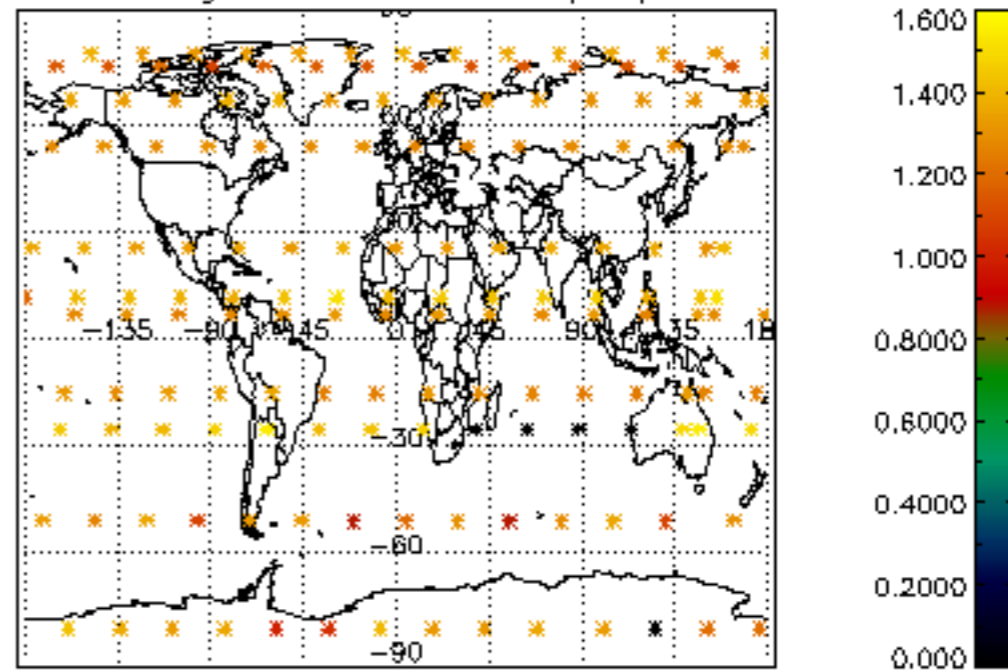
Percentage of saturation errors per profile



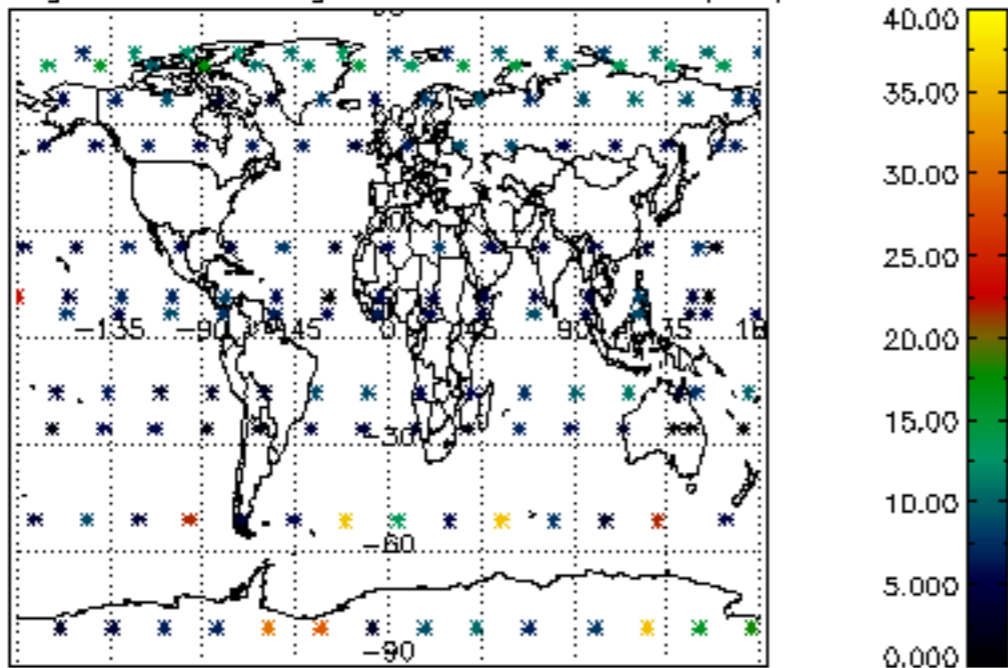
Percentage of cosmic ray hits per profile



Percentage of datation errors per profile



Percentage of star falling outside central band per profile



Percentage of saturation errors per profile

